





OFFICIAL 2006 NCAA® WOMEN'S VOLLEYBALL RECORDS BOOK





THE NATIONAL COLLEGIATE ATHLETIC ASSOCIATION
P.O. Box 6222, Indianapolis, Indiana 46206-6222
317/917-6222

www.ncaa.org

Compiled By:

Bonnie Senappe, *Assistant Director of Statistics.*

Distributed to sports information directors and conference publicity directors.

NCAA, NCAA logo and National Collegiate Athletic Association are registered marks of the Association and use in any manner is prohibited unless prior approval is obtained from the Association.

Copyright, 2006, by the National Collegiate Athletic Association.
Printed in the United States of America.

ISSN 1089-0092


On the Cover

Top row (left to right): John Cook, Courtney Rose, Abbie Brown and 2005 Division III champion Wisconsin-Whitewater student-athletes. Second row: Liu Jun, Christal Morrison, Erin Gudmundson and Svetlana Vtyurina. Third row: Larry Bock, Yu Chuan Weng, 2005 Division II champion Grand Valley State student-athletes and Deanne Scanlon. Bottom row: Sarah Alexander, Stacy Boudreau, Katie Laucks and Jacque Robinson.

Contents

School Name-Change/Abbreviation Key.....	4
New to This Book	7
Division I Records.....	9
Division II Records	35
Division II Records	61
Collegiate Records.....	87
All-America Teams and Award Winners.....	95
Coaching Records.....	111
2005 Statistical Leaders.....	117
2005 Conference Standings.....	131
Attendance Records	139
Championship Results.....	145





School Name-Change/Abbreviation Key

Various schools have changed their name. The current school name is listed along with other names by which the schools have been referred. (Note: Not all schools in this list currently sponsor or have sponsored volleyball.)

SCHOOL name changes

Current school name:	Changed from:
Albertson	Col. of Idaho
Alcorn St.	Alcorn A&M
Alliant Int'l	U.S. Int'l; Cal Western
Arcadia	Beaver
Ark.-Pine Bluff	Arkansas AM&N
Armstrong Atlantic.....	Armstrong St.
Auburn	Alabama Poly
Augusta St.	Augusta
Bemidji St.	Bemidji Teachers
Benedictine (Ill.)	Ill. Benedictine
Bradley	Bradley Tech
UC Davis	California Aggies
Cal St. East Bay.....	Cal St. Hayward
Cal St. Fullerton.....	Orange County State College; Orange St.
Cal St. L.A.	Cal St. Los Angeles
Cal St. Northridge.....	San Fernando Valley St.
Case Reserve	Case Institute of Technology
Central Okla.	Central St. (Okla.)
Charleston So.	Baptist (S.C.)
Charleston (W.V.)	Morris Harvey
Charlotte	UNC Charlotte
Chattanooga	Tenn.-Chatt.
Cleveland St.	Fenn
Colorado St.	Colorado A&M
Colorado St.-Pueblo	Southern Colo.
Columbus St.	Columbus
Concordia (Calif.).....	Christ College-Irvine
Concordia (Ill.).....	Concordia Teachers
Crown	St. Paul Bible
DeSales	Allentown
Detroit	Detroit Mercy; Detroit Tech
Dist. of Columbia.....	D.C. Teachers; Federal City
Dominican.....	Rosary
Drexel	Drexel Tech
Duke.....	Trinity (N.C.)
Eastern Mich.	Michigan Normal
Emporia St.	Kansas St. Normal
FDU-Florham.....	FDU-Madison
Fresno St.	Fresno Pacific
Ga. Southern	Georgia Teachers
Ill.-Chicago.....	Ill.-Chicago Circle
Illinois St.	Illinois St. Normal; Illinois Normal
Indiana (Pa.)	Indiana St. (Pa.)
Indianapolis	Indiana Central
Iowa.....	State University of Iowa
Iowa St.	Ames
James Madison	Madison
Johnson C. Smith	Johnson Smith
Kansas St.	Kansas Aggies
Kent St.	Kent
La Sierra	Loma Linda
Lamar	Lamar Tech
Liberty	Lynchburg Baptist; Liberty Baptist
La.-Lafayette	Southwestern La.
La.-Monroe.....	Northeast La.
Loyola Marymount.....	Loyola U. of L.A.
Lynn.....	College of Boca Raton
Lyon.....	Arkansas College
Maritime (N.Y.)	N.Y. Maritime
Martin Luther.....	Northwestern (Wis.)
Marycrest Int'l	Teikyo Marycrest
Md.-East. Shore	Maryland St.
Massachusetts	Massachusetts St.; Massachusetts Agriculture Col.
Mass. Liberal Arts	North Adams St.
Mass.-Dartmouth	Southeastern Mass.
Mass.-Lowell	Lowell; Lowell St.; Lowell Tech
McDaniel.....	Western Md.
Memphis.....	Memphis St.
Minn. St. Mankato.....	Mankato Teachers; Mankato St.
Minn. St. Moorhead	Moorhead St.; Moorhead Teachers
Missouri St.....	Southwest Mo. St.
Mont. St.-Billings.....	Eastern Montana

Current school name:**Changed from:**

Montana St.-Northern.....	Northern Montana
Murray St.	Murray Teachers
Neb.-Kearney.....	Kearney St.
Neb.-Omaha.....	Omaha
New England U.	St. Francis (Me.)
New Jersey City.....	Jersey City St.
N.J. Inst. of Tech.	Newark Engineering
New Mexico St.	New Mexico A&M
New Orleans.....	Louisiana St. (N.O.)
North Ala.	Florence St.
N.C. Central.....	North Caro. College
UNC Pembroke.....	Pembroke St.
North Central (Ill.).....	North Central
North Central Texas.....	Cooke County
North Texas.....	North Tex. St.
Northeastern St.....	Northeastern Okla. St.
Northern Ariz.	Arizona St.-Flagstaff; Flagstaff Teachers
Northern Colo.	Colorado St. College
Oklahoma St.	Oklahoma A&M
Old Dominion.....	William & Mary (Norfolk)
Pepperdine.....	George Pepperdine
Phila. Sciences.....	Philadelphia Pharmacy
Philadelphia U.	Philadelphia Textile
Polytechnic (N.Y.).....	New York Poly; Brooklyn Poly
Post.....	Teikyo Post; Post
Rhodes.....	Southwestern (Tenn.)
Rice.....	Rice Institute
Richard Stockton.....	Stockton St.
Rochester Inst.	Mechanics Institute
Rowan.....	Glassboro St.
Salem Int'l.....	Salem-Teikyo; Salem
Southern Ind.	Indiana St.-Evansville
Southern Me.	Maine Portland-Gorham; Gorham St. (Me.)
Southern N.H.	New Hamp. Col.
Southern U.	Southern B.R.
Southwest Minn. St.....	Southwest St.
Stevens Institute.....	Stevens Tech
Taylor-Ft. Wayne.....	Summit Christian
Tex. A&M-Commerce.....	East Texas St.
Tex. A&M-Kingsville.....	Texas A&I
Tex.-Pan American.....	Pan American
Texas St.	Southwest Tex. St.
Towson.....	Towson St.
Truman.....	Northeast Mo. St.; Truman St.
Tulsa.....	Henry Kendall
Washburn.....	Lincoln College
Washington-St. Louis.....	Washington (Mo.)
Washington St.	Washington Agricultural College
West Ala.	Livingston
West Tex. A&M.....	West Texas St.
Western Mich.	Western State Teachers
Western N.M.	New Mexico Western
Western Ore.	Oregon Tech; Oregon College of Education
Western St.	Colo. Western; Colorado Normal
Westmar.....	Western Union College; Teikyo Westmar
Wichita St.	Fairmount
Widener.....	Pennsylvania Military College
Wm. Paterson.....	Paterson St.
Wis.-Eau Claire.....	Eau Claire Teachers
Wis.-La Crosse.....	La Crosse Teachers
Wis.-River Falls.....	River Falls Teachers
Wis.-Superior.....	Superior Normal; Superior St. Teachers
Xavier.....	St. Xavier

SCHOOLS also known as**Current school name:****Also known as:**

Air Force.....	U.S. Air Force Academy
Apprentice School.....	Newport News
Army.....	U.S. Military Academy; West Point
Baruch.....	Bernard M. Baruch
Case Reserve.....	Case Western Reserve
CCNY.....	City College of New York
City Tech.....	NYCCT; New York City Tech
Coast Guard.....	U.S. Coast Guard Academy
GC&SU.....	Georgia College & State
Hawthorne.....	Nathaniel Hawthorne
IPFW.....	Indiana/Purdue-Ft. Wayne
IUPUI.....	Indiana/Purdue-Indianapolis
Lehman.....	Herbert H. Lehman

Current school name:

Also known as:

LipscombDavid Lipscomb
Long Island.....LIU-Brooklyn
LSU.....Louisiana St.
Merchant Marine.....King's Point; U.S. Merchant Marine Academy
MIT.....Massachusetts Institute of Technology
Navy U.S. Naval Academy
TCNJ.....The College of New Jersey (was Trenton St.)
NYIT.....New York Institute of Technology; New York Tech
Rochester Inst. RIT
Sewanee.....University of the South
SMU.....Southern Methodist
TCU.....Texas Christian
UAB.....Ala.-Birmingham
UCF.....Central Fla. (was Florida Tech)
UCLA.....University of California, Los Angeles
UMBC.....Md.-Balt. County
UMKC.....Mo.-Kansas City
UNI.....Northern Iowa (was Iowa Teachers)
UNLV.....Nevada-Las Vegas (was Nevada Southern)
UTEP.....Texas-El Paso (was Texas Western)
UTSA.....Texas-San Antonio
VCU.....Va. Commonwealth
VMI.....Va. Military
WPI.....Worcester Poly Inst.

New to This Book

Division I

Record

Consecutive points served to start a match.....

Page
13

Division II

Record

Points scored, three-game match.....
Points scored, four-game match
Points scored, five-game match


Page
56
56
56

Division III

Record


Points scored, three-game match.....
Points scored, four-game match
Points scored, five-game match

Page
82
82
82



Division I Records

Individual Records	10
Individual Leaders	11
Annual Individual Champions	21
Team Records	22
Team Leaders.....	23
Annual Team Champions.....	31
AVCA Final Polls	32
USA Today/CSTV Coaches Top 25 Poll	33



Individual Records

The format of the game changed in 2001, with scoring for each game moving from 15 points to 30 points, except in matches that go to the full five games, in which the winning score in the fifth game remains 15 points. In reflection of this change, category leaders under the new scoring format are separated in order to not eliminate the achievements of those student-athletes who played with the previous format.

Official NCAA volleyball records began with the 1981 season and are based on information submitted to the NCAA statistics service by institutions participating in the statistics rankings. In statistical rankings, the rounding of percentages and/or averages may indicate ties where none exist. In these cases, the numerical order of the rankings is accurate.

Information on blocking has not been included in the following records since there appeared to be a significant variance in the methods by which blocking statistics were kept during the 1980s. Research continues to determine a standard by which to measure blocking statistics for NCAA record-keeping purposes.

Official career records include players whose career statistics were recorded during the era of official NCAA play.

An "M" located after a number under a "games played" column indicates the number of matches played, as the number of games is unavailable.

Attack

KILLS

Three-game match

40—Catalina Suarez, UMKC vs. Northwest Mo. St., Nov. 4, 1989

Four-game match

47—Sarah Noriega, Loyola Marymount vs. San Diego, Nov. 7, 1997

Five-game match

56—Svetlana Vtyurina, George Washington vs. Georgetown, Sept. 14, 1995

Season

965—Jill McCreary, Akron, 1990 (182 games)

Career

3,043—Svetlana Vtyurina, George Washington, 1992-95 (488 games)

KILLS PER GAME

Season

7.78—Sarah McFarland, Loyola Marymount, 2000 (762 kills in 98 games)

Career

6.43—Sarah McFarland, Loyola Marymount, 1997-00 (2,020 kills in 314 games)

TOTAL ATTEMPTS

Three-game match

89—Shelly Smith, Oregon St. vs. California, Nov. 12, 1993

Four-game match

111—Sarah McFarland, Loyola Marymount vs. Notre Dame, Sept. 21, 2000

Five-game match

119—Mindy Rice, Idaho vs. Montana, Nov. 19, 1994

Season

2,175—Jill McCreary, Akron, 1990 (182 games)

Career

6,633—Michelle Collier, South Fla., 1998-02 (481 games)

ATTEMPTS PER GAME

Season

17.04—Sarah McFarland, Loyola Marymount, 2000 (1,670 attempts in 98 games)

Career

14.03—Sarah McFarland, Loyola Marymount, 1997-00 (4,405 attempts in 314 games)

HITTING PERCENTAGE*

10-14 attempts

1.000—19 times, most recent: Jennifer Cruz, New Orleans vs. Southern U., Oct. 26, 2004 (10-0/10); Alexandra Preiss, Georgia Tech vs. Virginia, Oct. 4, 2003 (11-0/11)

15-19 attempts

1.000—Katie Silliman, Arkansas St. vs. Jackson St., Oct. 11, 1998 (15-0/15)

20 or more attempts

.955—Cathy Pettrissams, Loyola Marymount vs. Northern Ariz., Oct. 11, 1986 (21-0/22)

Season

.519—Tyrona Clark, Florida A&M, 1988 (224-35/364)

Career

.423—Virag Domokos, George Mason, 1993-96 (1,562-331/2,911 in 449 games)

*Hitting percentage is derived by subtracting errors from kills and dividing that remainder by total attempts.

Setting

ASSISTS

Three-game match

78—Janice Mounts, Southern California vs. Washington St., Oct. 11, 1996

Four-game match

107—Jamie Pilbeam, UC Irvine vs. UTSA, Sept. 7, 2000

Five-game match

109—Lori Endicott, Nebraska vs. Texas, Nov. 5, 1988

Season

2,026—Tami Hamilton, Brigham Young, 1984 (157 games)

Career

6,650—Tammy Robertson, UAB, 1989-92 (620 games)

ASSISTS PER GAME

Season

15.54—Disney Bronnenberg, Kansas St., 1998 (1,694 assists in 109 games)

Career

14.45—Kelly Campbell, Colorado, 1996-99 (6,228 assists in 431 games)

Service

SERVICE ACES

Three-game match

15—Janelle Tomlinson, Wis.-Green Bay vs. Chicago St., Sept. 23, 2001; Veronica Canto-Ponce, Lafayette vs. Delaware St., Sept. 13, 2003

Four-game match

16—Suzanne Negrotta, Southeastern La. vs. Mississippi Val., Oct. 13, 1989

Five-game match

14—Marlene Melancon, New Orleans vs. Southeastern La., Sept. 20, 1983; Jackie Mendez, San Diego St. vs. Fresno St., Sept. 16, 1988

Season

207—Eileen Nicole Rodriguez, Albany (N.Y.), 2002 (113 games)

Career

547—Eileen Nicole Rodriguez, Albany (N.Y.), 2002-05 (453 games)

SERVICE ACES PER GAME

Season

1.83—Eileen Nicole Rodriguez, Albany (N.Y.), 2002 (207 aces in 113 games)

Career

1.21—Eileen Nicole Rodriguez, Albany (N.Y.), 2002-05 (547 aces in 453 games)

CONSECUTIVE POINTS SERVED

18—Courtney Thompson, Washington vs. Gardner-Webb, Aug. 26, 2005

Defense

DIGS

Three-game match

49—Dayle Hammontree, Morehead St. vs. Tennessee Tech, Nov. 4, 1989

Four-game match

56—Catalina Suarez, UMKC vs. UTEP, Sept. 29, 1989

Five-game match

58—Tanya Champagne, Northwestern St. vs. Nicholls St., Nov. 1, 1985

Season (1981-00)

777—Kim Diehlmann, Hartford, 1990 (152 games)

Season with 30-point scoring format (2001-03)

786—Sarah Gascon, Southeastern La., 2003 (118 games)

Season with 30-point scoring format/unlimited libero substitutions (2004-present)

924—Paula Gentil, Minnesota, 2004 (138 games)

Career

2,780—Kim Diehlmann, Hartford, 1989-92 (545 games)

DIGS PER GAME

Season (1981-00)

6.19—Catalina Suarez, UMKC, 1989 (644 digs in 104 games)

Season with 30-point scoring format (2001-03)

6.66—Sarah Gascon, Southeastern La., 2003 (786 digs in 118 games)

Season with 30-point scoring format/unlimited libero substitutions (2004-present)

7.02—Becky Dreher, Oral Roberts, 2004 (821 digs in 117 games)

Career

5.51—Megan McGrane, Pittsburgh, 2002-05 (2,424 digs in 440 games)

Miscellaneous

MATCHES PLAYED

Career

172—Margie Kolat, Arkansas St., 1991-94

CONSECUTIVE MATCHES PLAYED

Career

159—Cathy Koontz, Arkansas St., 1992-95

GAMES PLAYED

Career

649—Claudia Orban, Akron, 1988-91

CONSECUTIVE GAMES PLAYED

Career

551—Tuba Meto, Southeast Mo. St., 1994-97

Individual Leaders

SINGLE-MATCH RECORDS

Attack

KILLS, THREE-GAME MATCH

No.	Player, Team vs. Opponent	Date
40	Catalina Suarez, UMKC vs. Northwest Mo. St.	Nov. 4, 1989
38	Alma Kovaci, Temple vs. George Washington	Oct. 30, 1999
37	Jennifer Wittenburg, Houston vs. Marquette	Nov. 10, 2001
37	Anissa Parker, McNeese St. vs. Texas-Arlington	Nov. 16, 2000
36	Pam Kirsch, Southeast Mo. St. vs. Middle Tenn.	Oct. 23, 1992
36	Janine Makar, Northwestern vs. Minnesota	Sept. 25, 1987
35	Vanessa Wouters, Ohio St. vs. Indiana	Nov. 2, 1996
35	Sarah Silvernail, Washington St. vs. Southern California	Oct. 29, 1994
35	Lisa Pikalek, Virginia Tech vs. Liberty	Nov. 10, 1992
34	Kim Willoughby, Hawaii vs. UC Santa Barb.	Oct. 18, 2001
34	Liz Wegner, Kansas St. vs. Colorado	Oct. 11, 2000
33	Stacey Gordon, Ohio St. vs. Georgia Tech	Sept. 12, 2004
33	Jane Anne Karasek, Houston vs. Southern Miss.	Oct. 5, 2002
33	Tonya Larson, UAB vs. Tulane	Sept. 27, 1996
33	Katrien DeDecker, Minnesota vs. Montana St.	Sept. 6, 1996
33	Renata Menchikova, UCF vs. Northern Ariz.	Sept. 6, 1996
32	Sarah McFarland, Loyola Marymount vs. Arizona St.	Sept. 22, 2000
32	Sarah McFarland, Loyola Marymount vs. Brigham Young	Sept. 11, 1999
32	Katie Eiserman, Kentucky vs. LSU	Nov. 28, 1998
32	Dayle Hammontree, Morehead St. vs. Tennessee Tech	Oct. 7, 1989

KILLS, FOUR-GAME MATCH

No.	Player, Team vs. Opponent	Date
47	Sarah Noriega, Loyola Marymount vs. San Diego	Nov. 7, 1997
46	Catalina Suarez, UMKC vs. Missouri	Oct. 25, 1988
45	Sarah McFarland, Loyola Marymount vs. Notre Dame	Sept. 21, 2000
45	Zhaohui Ma, Dayton vs. Rhode Island	Nov. 28, 1997
45	Vanessa Wouters, Ohio St. vs. Iowa	Nov. 22, 1996
44	Nicole James, McNeese St. vs. Texas-Arlington	Sept. 24, 2004
43	Aline Pereira, George Mason vs. Hofstra	Nov. 22, 2003
43	Sarah McFarland, Loyola Marymount vs. Pepperdine	Nov. 4, 2000
43	Petia Yanchulova, San Diego vs. Pepperdine	Oct. 29, 1999
43	Deann Machlan, Army vs. Rider	Sept. 16, 1995
43	Monique Adams, LSU vs. Florida	Dec. 14, 1991
41	Michelle Collier, South Fla. vs. Louisville	Nov. 20, 2000
41	Sarah McFarland, Loyola Marymount vs. Pepperdine	Oct. 7, 2000
40	Christy Attebery, Western Caro. vs. UNC Greensboro	Oct. 17, 1999
40	Mandy Swick, Northern Ill. vs. Virginia Tech	Sept. 4, 1999
40	Sarah Noriega, Loyola Marymount vs. Pepperdine	Nov. 22, 1997
39	Sarah McFarland, Loyola Marymount vs. Santa Clara	Nov. 17, 2000
39	Nicole Branagh, Minnesota vs. Wisconsin	Nov. 13, 1999
39	Joanna Downie, Wright St. vs. Toledo	Sept. 24, 1996
39	Renata Menchikova, UCF vs. South Fla.	Oct. 24, 1995

KILLS, FIVE-GAME MATCH

No.	Player, Team vs. Opponent	Date
56	Svetlana Vtyurina, George Washington vs. Georgetown	Sept. 14, 1995
53	Priscilla Pacheco, Georgia vs. Kentucky	Nov. 13, 1994
52	Sarah McFarland, Loyola Marymount vs. Ohio St.	Sept. 10, 1999
52	Angelica Jackson, San Diego St. vs. Fresno St.	Nov. 2, 1987
51	Ksenija Kugler, Oral Roberts vs. Drake	Oct. 31, 1993
51	Svetlana Vtyurina, George Washington vs. West Virginia	Nov. 21, 1992
49	Tara Cross, Long Beach St. vs. Florida St.	Nov. 29, 1987
48	Svetlana Vtyurina, George Washington vs. Wisconsin	Nov. 30, 1994
47	Catalina Suarez, UMKC vs. Park	Sept. 12, 1988
46	Elsa Stegemann, Pacific vs. Michigan	Dec. 4, 1999
46	Svetlana Vtyurina, George Washington vs. Virginia Tech	Sept. 19, 1995
46	Catalina Suarez, UMKC vs. Iowa St.	Sept. 22, 1989
45	Aida Antanaviciute, St. Louis vs. Tulane	Oct. 8, 2004
45	Suzanne Lowry, Col. of Charleston vs. Charleston So.	Oct. 27, 1992

TOTAL ATTEMPTS, THREE-GAME MATCH

No.	Player, Team vs. Opponent	Date
89	Shelly Smith, Oregon St. vs. California	Nov. 12, 1993
85	Jane Anne Karasek, Houston vs. Southern Miss.	Oct. 5, 2002
85	Julia El-Hag, Boston College vs. Dartmouth	Oct. 18, 1998
85	Liz Masakayahhn, UCLA vs. Stanford	Oct. 10, 1985
82	Catalina Suarez, UMKC vs. Northwest Mo. St.	Nov. 4, 1989
76	Sarah McFarland, Loyola Marymount vs. San Francisco	Nov. 18, 2000
75	Tracy Stroyan, Illinois St. vs. Illinois	Sept. 21, 1985
74	Kim Willoughby, Hawaii vs. UC Santa Barb.	Oct. 18, 2001
74	Carissa Buie, Sacramento St. vs. Northern Ariz.	Nov. 29, 1997

No.	Player, Team vs. Opponent	Date
73	Nancy Meendering, Nebraska vs. Texas	Nov. 27, 1999
73	Jenna Wrobel, Michigan St. vs. Texas A&M	Dec. 7, 1996
71	Jane Anne Karasek, Houston vs. TCU	Oct. 18, 2002
70	Elsa Stegemann, Pacific vs. Florida	Dec. 11, 1999
70	Lauren Mackey, Morehead St. vs. Austin Peay	Oct. 14, 1996
70	Pam Kirsch, Southeast Mo. St. vs. Middle Tenn.	Nov. 21, 1993
69	Jill Hampton, Xavier vs. Dayton	Oct. 3, 2000
69	Carlyn Esslinger, Bowling Green vs. Central Mich.	Oct. 7, 1994
69	Rachel Stone, Canisius vs. Lehigh	Oct. 5, 1990

TOTAL ATTEMPTS, FOUR-GAME MATCH

No.	Player, Team vs. Opponent	Date
111	Sarah McFarland, Loyola Marymount vs. Notre Dame	Sept. 21, 2000
106	Michelle Collier, South Fla. vs. Louisville	Nov. 10, 2000
106	Rachel Wacholder, Colorado vs. Iowa St.	Nov. 24, 1995
105	Kim Willoughby, Hawaii vs. Pacific	Nov. 24, 2001
103	Catalina Suarez, UMKC vs. Missouri	Oct. 25, 1988
102	Tera Lobdell, Northern Ill. vs. Illinois St.	Oct. 26, 2004
102	Jenna Wrobel, Michigan St. vs. Wisconsin	Nov. 27, 1998
101	Sarah McFarland, Loyola Marymount vs. Pepperdine	Oct. 7, 2000
98	Roberta Gehlke, UC Santa Barb. vs. Long Beach St.	Sept. 30, 1999
97	Aline Pereira, George Mason vs. Hofstra	Nov. 22, 2003
96	Michelle Collier, South Fla. vs. Cal Poly	Dec. 1, 2000
94	Ynez Carrasco, Santa Clara vs. Sacramento St.	Sept. 12, 2000
93	Roberta Gehlke, UC Santa Barb. vs. Long Beach St.	Nov. 6, 1999
92	Jennifer Wittenburg, Houston vs. Texas	Sept. 30, 2000
92	Kristi Colson, Arizona vs. Washington St.	Oct. 18, 1991
91	Nicole Branagh, Minnesota vs. Iowa	Nov. 22, 2000
91	Renata Menchikova, UCF vs. South Fla.	Oct. 24, 1995
90	Dawn Cady, Kansas St. vs. Texas	Oct. 9, 1999
89	Anissa Parker, McNeese St. vs. Southeastern La.	Nov. 11, 2000
89	Vanessa Wouters, Ohio St. vs. Iowa	Nov. 22, 1996

TOTAL ATTEMPTS, FIVE-GAME MATCH

No.	Player, Team vs. Opponent	Date
119	Mindy Rice, Idaho vs. Montana	Nov. 19, 1994
112	Aida Antanaviciute, St. Louis vs. Tulane	Oct. 8, 2004
110	Angela Lewis, Sacramento St. vs. Eastern Wash.	Sept. 30, 1999
109	Ann Pinkowski, Portland vs. St. Mary's (Cal.)	Oct. 14, 1989
109	Tara Cross, Long Beach St. vs. Hawaii	Oct. 3, 1986
108	Sarah Obras, Ball St. vs. Robert Morris	Sept. 13, 2003
108	Jill Beggs, Indiana vs. Iowa	Nov. 5, 1988
107	Sarah McFarland, Loyola Marymount vs. Ohio St.	Sept. 10, 1999
107	Angelica Jackson, San Diego St. vs. William & Mary	Nov. 21, 1987
106	Andrea Duke, Wofford vs. UNC Wilmington	Aug. 30, 2003
106	Nicole Branagh, Minnesota vs. Penn St.	Nov. 4, 2000
106	Catalina Suarez, UMKC vs. Iowa St.	Sept. 22, 1989
105	Kim Polish, Furman vs. Appalachian St.	Nov. 20, 1994
103	Tee Williams, Hawaii vs. Cal Poly	Nov. 7, 1988
101	Brigitte Lourey, Wisconsin vs. Iowa	Nov. 12, 1993
101	Sue Faris, Alabama vs. Mississippi St.	Oct. 3, 1989
99	Rachel VanMeter, Illinois vs. Purdue	Nov. 16, 2005
99	Christy Attebery, Western Caro. vs. Davidson	Oct. 22, 2000
99	Jill Haas, Sacramento St. vs. Cal St. Northridge	Nov. 23, 1996
99	Stephanie Ehlers, Tennessee vs. Washington St.	Sept. 24, 1988

HITTING PERCENTAGE

(10-14 attempts)*

Pct.	(K-E/T) Player, Team vs. Opponent	Date
1.000	(14-0/14) Angie Jeffries, UMKC vs. Chicago St.	Oct. 8, 1999
1.000	(13-0/13) Meredith Mangum, Oral Roberts vs. IUPUI	Nov. 18, 2000
1.000	(13-0/13) Staci Hintze, Oregon St. vs. Portland	Oct. 22, 1996
1.000	(13-0/13) Amy Cooper, Stanford vs. California	Oct. 9, 1990
1.000	(13-0/13) Debbie McDonald, Purdue vs. North Carolina St.	Sept. 25, 1987
1.000	(12-0/12) Laura Klancnik, Butler vs. Providence	Aug. 31, 2002
1.000	(12-0/12) Kenyatta Lovelace, Hawaii vs. Cal St. Fullerton	Oct. 3, 1992
1.000	(11-0/11) Alexandra Preiss, Georgia Tech vs. Virginia	Oct. 4, 2003
1.000	(11-0/11) Cara Smith, Penn St. vs. Army	Sept. 14, 2002
1.000	(11-0/11) Laura Pier, Southern Ill. vs. Northeastern Ill.	Oct. 12, 1996
1.000	(11-0/11) Cindy Silldorff, San Diego vs. San Francisco	Nov. 11, 1988
1.000	(10-0/10) Jennifer Cruz, New Orleans vs. Southern U.	Oct. 26, 2004
1.000	(10-0/10) Leslie Lasiter, SMU vs. East Tenn. St.	Aug. 31, 2002
1.000	(10-0/10) Benavia Jenkins, Florida vs. Mississippi	Oct. 12, 2001
1.000	(10-0/10) Megan Korver, Nebraska vs. Iowa St.	Sept. 25, 1998
1.000	(10-0/10) Brande Brown, Texas Tech vs. William & Mary	Sept. 20, 1997
1.000	(10-0/10) Julia Civardi, Colgate vs. Long Island	Sept. 25, 1993
1.000	(10-0/10) Cris Omiecinski, Georgia Tech vs. West Ga.	Oct. 10, 1992
1.000	(10-0/10) Laura Olesen, Stanford vs. Oregon St.	Oct. 31, 1986
.929	(13-0/14) Karla Gessler, James Madison vs. Loyola (Md.)	Oct. 9, 1999

Pct.	(K-E/TA)	Player, Team vs. Opponent	Date
.929	(13-0/14)	Lori Schulz, Evansville vs. Middle Tenn.	Oct. 24, 1989
.923	(12-0/13)	Ivana Kuzmic, LSU vs. Campbell	Aug. 27, 2005
.923	(12-0/13)	Benavia Jenkins, Florida vs. UCF	Dec. 6, 2002
.923	(12-0/13)	Andrea Shipley, Mercer vs. Alabama St.	Oct. 30, 2002
.923	(12-0/13)	Kristin Swanson, Clemson vs. Wofford	Sept. 18, 2002
.923	(12-0/13)	Anita Ball, Duquesne vs. St. Francis (Pa.)	Sept. 3, 1999
.923	(12-0/13)	Makare Desilets, Washington vs. Chattanooga	Dec. 6, 1997
.923	(12-0/13)	Amy Mitchell, Virginia vs. Liberty	Sept. 19, 1995
.923	(12-0/13)	Corie Richard, Michigan St. vs. Maryland	Sept. 15, 1995
.923	(12-0/13)	Cristin Rossman, San Jose St. vs. St. Mary's (Cal.)	Nov. 8, 1994
.923	(12-0/13)	Yvette Moorehead, Kentucky vs. North Carolina	Nov. 16, 1989
.923	(12-0/13)	Jackie Bennett, Texas-Arlington vs. North Texas	Oct. 29, 1986
.923	(12-0/13)	Mary Kay Waller, Notre Dame vs. DePaul	Oct. 4, 1986

HITTING PERCENTAGE

(15-19 attempts)*

Pct.	(K-E/TA)	Player, Team vs. Opponent	Date
1.000	(15-0/15)	Katie Silliman, Arkansas St. vs. Jackson St.	Oct. 11, 1998
.944	(17-0/18)	Melissa Peterson, VCU vs. Liberty	Oct. 25, 2005
.944	(17-0/18)	Lauren Sauer, Georgia Tech vs. North Carolina St.	Oct. 3, 2002
.941	(16-0/17)	Nancy Brookhart, Illinois vs. Michigan	Oct. 23, 1987
.938	(15-0/16)	Elisabeth Bachman, UCLA vs. Washington	Oct. 28, 1999
.938	(15-0/16)	Cory Sivertson, Baylor vs. Rice	Oct. 7, 1992
.938	(15-0/16)	Kathy Tepe, Miami (Ohio) vs. Eastern Ky.	Nov. 11, 1985
.933	(14-0/15)	Kim Bates, Toledo vs. Eastern Mich.	Sept. 18, 1992
.895	(17-0/19)	Nina Foster, Alabama vs. Alabama St.	Sept. 12, 1995
.895	(18-1/19)	Danielle Scott, Long Beach St. vs. Utah St.	Sept. 25, 1993
.889	(16-0/18)	Michele Smith, Cleveland St. vs. Eastern Mich.	Sept. 19, 2000
.889	(16-0/18)	Heather Bown, Hawaii vs. Tulsa	Nov. 5, 1999
.889	(16-0/18)	Kate DeClerk, Kansas St. vs. Colorado St.	Sept. 20, 1996
.889	(16-0/18)	Susan Morris, Ill.-Chicago vs. Youngstown St.	Oct. 31, 1992
.889	(16-0/18)	Katie Hunsaker, Santa Clara vs. Alliant Int'l	Nov. 18, 1989
.882	(15-0/17)	Soraya Santos, Colorado St. vs. New Mexico	Oct. 12, 2001
.882	(15-0/17)	Katie Silliman, Arkansas St. vs. New Orleans	Nov. 19, 1999
.882	(15-0/17)	Jessica Sanborn, Michigan St. vs. Southern Miss.	Sept. 10, 1999
.882	(15-0/17)	Andrea Smith, George Mason vs. UNC Wilmington	Oct. 22, 1993
.882	(15-0/17)	Sue Gades, Hofstra vs. Rutgers	Sept. 28, 1983

HITTING PERCENTAGE

(20 or more attempts)*

Pct.	(K-E/TA)	Player, Team vs. Opponent	Date
.955	(21-0/22)	Cathy Petrissams, Loyola Marymount vs. Northern Ariz.	Oct. 11, 1986
.900	(18-0/20)	Jenny Geraci, Dayton vs. Xavier	Sept. 26, 1992
.900	(18-0/20)	Suzie Regul, Fresno St. vs. Oklahoma	Sept. 13, 1991
.857	(18-0/21)	Jenelle Koester, Connecticut vs. Rutgers	Nov. 6, 1998
.857	(18-0/21)	Heather Bown, Hawaii vs. UCLA	Sept. 4, 1998
.850	(17-0/20)	Margaret Davidson, Wake Forest vs. Oklahoma	Sept. 7, 2001
.846	(23-1/26)	Andrea Carson, Syracuse vs. Northeastern	Sept. 14, 1991
.833	(20-0/24)	Page White, Texas A&M vs. Ark.-Little Rock	Sept. 9, 1994
.818	(19-1/22)	Annalisa Muratore, Santa Clara vs. TCU	Sept. 18, 2004
.810	(17-0/21)	Alexandra Oquendo, Georgia vs. Alabama	Oct. 10, 2003
.810	(18-1/21)	Crystal Towler, Western Ky. vs. Delaware	Sept. 7, 2002
.810	(17-0/21)	Michelle Green, Alabama vs. Georgia St.	Oct. 8, 1999
.810	(17-0/21)	Kaili Stevens, Georgetown vs. Drexel	Sept. 25, 1999
.808	(22-1/26)	Karen Chase, Michigan vs. Minnesota	Oct. 9, 1998
.800	(24-0/30)	Faye Barhorst, Dayton vs. La Salle	Oct. 9, 2004
.800	(20-0/25)	Kerri Walsh, Stanford vs. Sacramento St.	Oct. 1, 1996
.793	(24-1/29)	Annisa Blosser, Cincinnati vs. Murray St.	Oct. 7, 1994
.792	(19-0/24)	Cindy Stern, Clemson vs. Cleveland St.	Sept. 4, 1999
.786	(23-1/28)	Lindsey Remmers, Winthrop vs. Dartmouth	Oct. 5, 2002
.786	(23-1/28)	Julie Meshberger, Indiana St. vs. Tenn.-Martin	Sept. 1, 1995
.778	(35-0/45)	Alexandra Oquendo, Georgia vs. Kentucky	Oct. 8, 2004
.773	(17-0/22)	Rachel Leitch, Robert Morris vs. Youngstown St.	Oct. 26, 2004
.773	(18-1/22)	Amanda Sapp, Georgia St. vs. Brown	Sept. 27, 2003
.773	(17-0/22)	Tatiana Kenon, Baylor vs. Tex.-Pan American	Sept. 2, 2000
.773	(18-1/22)	Brooke Bader, Bucknell vs. Wagner	Sept. 3, 1999
.773	(18-1/22)	Lauren Dorchesus, Mississippi vs. Fordham	Sept. 3, 1999
.773	(17-0/22)	Makare Desilets, Washington vs. Oregon	Oct. 4, 1996

*Hitting percentage is derived by subtracting errors from kills and dividing that remainder by total attempts.

Setting

ASSISTS, THREE-GAME MATCH

No.	Player, Team vs. Opponent	Date
78	Janice Mounts, Southern California vs. Washington St.	Oct. 11, 1996
77	Tina Rico, Arkansas vs. Mississippi	Oct. 17, 1997
76	Julie Bremner, UCLA vs. Florida	Dec. 17, 1992
75	Emily Sallee, Ball St. vs. Western Mich.	Nov. 27, 1999
75	Kelly Campbell, Colorado vs. Texas Tech	Oct. 6, 1999

No.	Player, Team vs. Opponent	Date
75	Kelly Campbell, Colorado vs. Oklahoma	Oct. 31, 1997
75	Linnea Mendoza, Michigan vs. Illinois	Oct. 11, 1997
74	Andrea Nachtrieb, Georgia Tech vs. Clemson	Sept. 25, 1996
73	Kara Gormsen, Pacific vs. Florida	Dec. 11, 1999
73	Colleen Neels, Wisconsin vs. San Diego	Dec. 5, 1998
73	Nikki Shade, Florida vs. UCLA	Nov. 28, 1997
71	Melissa Beitz, Illinois vs. Minnesota	Oct. 24, 1998
70	Erika Selsor, UCLA vs. Pepperdine	Dec. 9, 1999
69	Katie Lindquist, San Diego vs. Wisconsin	Dec. 5, 1998
69	Bethany Hill, Houston vs. Louisville	Oct. 19, 1997
68	Disney Bronnenberg, Kansas St. vs. Kansas	Oct. 4, 2000
68	Solana Lee, Temple vs. George Washington	Oct. 30, 1999
68	Tracy Holman, Loyola Marymount vs. Cal St. Northridge	Nov. 1, 1994

ASSISTS, FOUR-GAME MATCH

No.	Player, Team vs. Opponent	Date
107	Jamie Pilbeam, UC Irvine vs. UTA	Sept. 7, 2000
101	Heidi Miller, Oral Roberts vs. Col. of Charleston	Sept. 2, 1994
95	Keri Nishimoto, Long Beach St. vs. UC Santa Barb.	Sept. 30, 1999
95	Renata Menshikova, UCF vs. Oral Roberts	Nov. 14, 1997
94	Dana Chuna, Baylor vs. Temple	Dec. 3, 1999
89	Stacy Bollinger, San Diego St. vs. Colorado St.	Nov. 13, 1993
89	Robin Ortgiesen, Loyola Marymount vs. San Francisco	Oct. 16, 1992
88	Jenna Moscovic, Texas A&M vs. Texas	Oct. 18, 2000
88	Maureen Rafferty, Sacramento St. vs. Weber St.	Sept. 17, 1997
88	Devon Rynning, Kansas St. vs. Cal St. Northridge	Dec. 4, 1996
87	Jenny Bowman, Northern Ill. vs. Bowling Green	Oct. 14, 2000
86	Denise Boylan, Notre Dame vs. Pittsburgh	Oct. 8, 2000
86	Molly LaMere, Kansas vs. Auburn	Sept. 11, 1999
85	Mica Wojinski, Murray St. vs. Morehead St.	Oct. 24, 1998
85	Roz Pelayo, Santa Clara vs. San Diego	Oct. 16, 1998
85	Tanja Dimitrijevic, Pacific vs. UC Santa Barb.	Oct. 3, 1998
85	Lisa Hilgers, Texas Tech vs. Baylor	Nov. 28, 1996
85	Kelly Flannigan, UCLA vs. Stanford	Sept. 23, 1995
85	Nikki Stricker, Nebraska vs. Georgia	Sept. 17, 1993
85	Keri Killebrew, Washington St. vs. Southern California	Oct. 24, 1992

ASSISTS, FIVE-GAME MATCH

No.	Player, Team vs. Opponent	Date
109	Lori Endicott, Nebraska vs. Texas	Nov. 5, 1988
108	Becci Roehl, Pepperdine vs. Rhode Island	Dec. 2, 1995
108	Kathy Whalen, Miami (Ohio) vs. Eastern Mich.	Nov. 24, 1990
106	Disney Bronnenberg, Kansas St. vs. Illinois	Sept. 19, 1998
103	Liz Towne, UC Santa Barb. vs. San Diego St.	Nov. 20, 1986
102	Barb Winsett, Illinois vs. Nebraska	Nov. 11, 1989
101	Dana Chuna, Baylor vs. Texas	Nov. 3, 1999
101	Melissa Haugen, Northern Ariz. vs. Montana St.	Sept. 17, 1998
100	Rachel McFarland, Sam Houston St. vs. Lamar	Oct. 6, 1992
99	Disa Johnson, Illinois vs. Purdue	Oct. 22, 1989
98	Julie Franzen, Sam Houston St. vs. Baylor	Nov. 15, 1993
97	Kim Levey, Cal St. Fullerton vs. TCU	Sept. 16, 2000
97	Sami Sawyer, Houston vs. Louisville	Oct. 8, 1995
97	Michelle Farah, Col. of Charleston vs. Charleston So.	Oct. 27, 1992
97	Holly McPeak, UCLA vs. Stanford	Oct. 19, 1990

Service

SERVICE ACES, THREE-GAME MATCH

No.	Player, Team vs. Opponent	Date
15*	Veronica Canto-Ponce, Lafayette vs. Delaware St.	Sept. 13, 2003
15*	Janelle Tomlinson, Wis.-Green Bay vs. Chicago St.	Sept. 23, 2001
14	Eileen Nicole Rodriguez, Albany (N.Y.) vs. UMBC	Oct. 17, 2003
14	Eileen Nicole Rodriguez, Albany (N.Y.) vs. Maine	Oct. 11, 2003
14	Erin Dixon, Wofford vs. Savannah St.	Oct. 7, 2001
14	Janie Borcherding, Duke vs. Mercer	Sept. 14, 1990
14	Belinda Spivey, South Fla. vs. Temple	Nov. 8, 1986
13	Chris Krabacher, Toledo vs. Michigan St.	Sept. 6, 1991
13	Tammi Firth, Southern Miss. vs. Mississippi Val.	Oct. 16, 1989
12	Tanja Radovic, Ark.-Little Rock vs. Wyoming	Sept. 11, 1999
12	Tiffany Hungerford, Coppin St. vs. Md.-East Shore	Nov. 9, 1995
12	Karlin Sander, Missouri St. vs. Tulsa	Sept. 14, 1993
12	Casie Alexander, Seton Hall vs. Manhattan	Sept. 6, 1991
12	Melinda Vogler, Dayton vs. Malone	Sept. 20, 1986
12	Kelli Melerine, New Orleans vs. Southeastern La.	Oct. 19, 1983
11	Eileen Nicole Rodriguez, Albany (N.Y.) vs. St. John's (N.Y.)	Sept. 26, 2003
11	Sara Younes, Wichita St. vs. Nicholls St.	Sept. 12, 2003
11	Eileen Nicole Rodriguez, Albany (N.Y.) vs. Iona	Oct. 15, 2002
11	Eileen Nicole Rodriguez, Albany (N.Y.) vs. Sacred Heart	Oct. 1, 2002
11	Tishara Jespersen, Indiana St. vs. Southeast Mo. St.	Oct. 7, 1994
11	Svetlana Vtyurina, George Washington vs. St. Louis	Nov. 14, 1992
11	Linda Bushinski, Gonzaga vs. Wis.-Green Bay	Sept. 23, 1988
11	Lara Nance, Nicholls St. vs. Bethune-Cookman	Sept. 23, 1988

No.	Player, Team vs. Opponent	Date
11	Chris Rehor, Illinois St. vs. Loyola (Ill.)	Nov. 12, 1986
11	Wendy Stammer, LSU vs. Mississippi St.	Nov. 6, 1986
11	Sheri Hall, Charlotte vs. Catawba	Oct. 17, 1985
11	Sue Scott, Rhode Island vs. New Mexico	Sept. 26, 1985
11	Wendy Rush, Stanford vs. Pittsburgh	Sept. 14, 1985
11	Robin Burns, Pacific vs. Fresno St.	Oct. 18, 1983

* Record set with 30-point scoring format.

SERVICE ACES, FOUR-GAME MATCH

No.	Player, Team vs. Opponent	Date
16	Suzanne Negrotta, Southeastern La. vs. Mississippi Val.	Oct. 13, 1989
14	Sara Younes, Wichita St. vs. San Diego St.	Sept. 13, 2003
14	Eileen Nicole Rodriguez, Albany (N.Y.) vs. Hartford	Nov. 16, 2002
14	Jean Ann Harrison, Toledo vs. Miami (Ohio)	Oct. 29, 1994
13	Dawn Meester, UNI vs. Winona St.	Nov. 6, 1991
13	Elite Powell, Army vs. Colgate	Sept. 29, 1990
12	Tiffany Graham, Indiana St. vs. Drake	Oct. 27, 1990
12	Dawn Meester, UNI vs. St. Ambrose	Sept. 18, 1990
12	Sue Faris, Alabama vs. Samford	Oct. 14, 1989
12	Kris Keigan-Pfanzstiel, Hofstra vs. Lehigh	Oct. 2, 1988
12	Maureen McLaughlin, Michigan St. vs. Northwood	Sept. 18, 1986
11	Eileen Nicole Rodriguez, Albany (N.Y.) vs. UMBC	Oct. 22, 2004
11	Vicki Spahn, Evansville vs. St. Louis	Nov. 2, 1991
11	Casie Alexander, Seton Hall vs. Lehigh	Sept. 18, 1991
11	Karen Bell, Houston vs. Stephen F. Austin	Sept. 4, 1990
10	Sara Younes, Wichita St. vs. Evansville	Nov. 15, 2002
10	Jessica Umansky, George Mason vs. East Caro.	Sept. 7, 2002
10	Tara Johansen, DePaul vs. Loyola (Ill.)	Sept. 10, 1996
10	Christine Phillips, Tex.-Pan American vs. Northwestern St.	Sept. 8, 1996
10	Jennifer Wagner, Georgia Tech vs. Georgia St.	Oct. 1, 1991
10	Sharon Oesterling, Minnesota vs. Michigan	Oct. 1, 1989
10	Karen Tate, Chattanooga vs. Western Caro.	Oct. 14, 1988

SERVICE ACES, FIVE-GAME MATCH

No.	Player, Team vs. Opponent	Date
14	Jackie Mendez, San Diego St. vs. Fresno St.	Sept. 16, 1988
14	Marlene Melancon, New Orleans vs. Southeastern La.	Sept. 20, 1983
13	Karen Crepeau, New Hampshire vs. Marist	Sept. 9, 1995
13	Jill Halstead, Minnesota vs. Iowa St.	Oct. 14, 1981
12	Maureen McLaughlin, Michigan St. vs. Northwood	Sept. 18, 1986
11	Nancy Winkler, Kent St. vs. Akron	Oct. 23, 1990
11	Dayle Hamontree, Morehead St. vs. Murray St.	Oct. 21, 1989
11	Tanya Champagne, Northwestern St. vs. Nicholls St.	Nov. 1, 1985
11	Jenni Eyre, Utah vs. Utah St.	Nov. 15, 1984
11	Beverly Robinson, Tennessee vs. Northwestern	Dec. 4, 1982
10	Many players	

CONSECUTIVE POINTS SERVED

No.	Player, Team vs. Opponent	Date
18	Courtney Thompson, Washington vs. Gardner-Webb	Aug. 26, 2005
17	Elena Garcia, Mississippi vs. Baylor	Sept. 3, 2004
16	Jackie Choi, New Mexico St. vs. North Texas	Oct. 3, 2004
15	Amanda McCormick, Ball St. vs. Central Mich.	Oct. 21, 2005
15	Fabiana Souza, IPFW vs. Ball St.	Sept. 20, 2005
15	Jill Arganbright, UNI vs. Southern Ill.	Nov. 2, 2002
15	Angie Nordquist, Valparaiso vs. Western Ill.	Oct. 13, 2000
15	Jeanine Szczeshiak, Michigan vs. Eastern Mich.	Sept. 21, 1996
15	Cristi Curtis, Winthrop vs. Navy	Sept. 6, 1996
15	Amy Stavinoha, Sam Houston St. vs. Northwestern St.	Nov. 8, 1995
15	Michelle Griffin, La.-Monroe vs. Alcorn St.	1987
14	Sarah Obras, Ball St. vs. Northern Ill.	Oct. 28, 2005
14	Mallory Hook, Sacramento St. vs. Idaho St.	Nov. 11, 2004
14	Anna Schrad, Nebraska vs. Oklahoma	Oct. 16, 2002
14	Brittany Hochevar, Long Beach St. vs. Navy	Sept. 2, 2000
14	Tracy Chambers, Pacific vs. Cal Poly	Nov. 1, 1997
13	Nicole Lorenzen, Iowa St. vs. Baylor	Oct. 29, 2005
13	Lindsay Anderson, Northwestern vs. Brown	Sept. 17, 2005
13	Julie Knytych, Tennessee vs. Lipscomb	Aug. 27, 2005
13	Allison Peckham, Colorado St. vs. Georgetown	Sept. 8, 2001
13	Kristina Barrett, Georgia St. vs. Jackson St.	Sept. 22, 2000
13	Sarah Runka, South Fla. vs. St. Louis	Oct. 26, 1997

CONSECUTIVE POINTS SERVED TO START MATCH

No.	Player, Team vs. Opponent	Date
12	Katie Bova, Valparaiso vs. IUPUI	Oct. 1, 2005
10	Megan Carter, Lafayette vs. Providence	Oct. 15, 2005


Defense

DIGS, THREE-GAME MATCH

No.	Player, Team vs. Opponent	Date
49	Dayle Hamontree, Morehead St. vs. Tennessee Tech	Nov. 4, 1989
39	Galina Fouks, South Fla. vs. VCU	Oct. 11, 1990
37	Amanda McCormick, Ball St. vs. Toledo	Nov. 5, 2005
37	Allison Anderson, Boston College vs. Connecticut	Nov. 11, 2004
37	Elisa Caraulia, Cleveland St. vs. Kent St.	Oct. 16, 1987
36	Brittany Stowers, UTEP vs. North Texas	Sept. 10, 2004
36	Linda Evans, Iowa St. vs. Ill.-Chicago	Sept. 20, 1985
36	Catalina Suarez, Kansas vs. Baylor	Sept. 13, 1985
35	Socorro Leal, Brigham Young vs. Utah St.	Nov. 16, 1984
34	Griselle Lopez Pereira, VCU vs. Hofstra	Oct. 11, 2003
34	Jaci Gonzalez, Houston vs. Southern Miss.	Oct. 5, 2002
34	Rachel Watson, Syracuse vs. West Virginia	Oct. 17, 1998
34	Cecelynn Funk, New Mexico vs. Arizona	Sept. 8, 1984
33	Becky Dreher, Oral Roberts vs. IUPUI	Nov. 12, 2004
33	Mary Lines, Northern Ariz. vs. Sacramento St.	Nov. 29, 1997
33	Elaine Youngs, UCLA vs. Arizona St.	Oct. 20, 1989
32	Brittany Stowers, UTEP vs. Tex.-Pan American	Sept. 11, 2004
32	Nikko Valdez, Long Island vs. Dartmouth	Sept. 29, 1995
32	Sue Scott, Rhode Island vs. Penn St.	Sept. 20, 1985
32	Tracy Stroyan, Illinois St. vs. Montana	Sept. 20, 1985

DIGS, FOUR-GAME MATCH

No.	Player, Team vs. Opponent	Date
56	Catalina Suarez, UMKC vs. UTEP	Sept. 29, 1989
52	Meredith Forlic, Tennessee Tech vs. Austin Peay	Nov. 22, 1996
49	Elvina Kung, Brown vs. Princeton	Oct. 8, 2004
49	Lea Windlin, American vs. James Madison	Nov. 22, 1991
49	Denise Pardoan, San Francisco vs. Oklahoma	Sept. 19, 1987
46	Darcy Thompson, Robert Morris vs. Akron	Sept. 3, 2004
46	Lori Snider, Akron vs. Robert Morris	Sept. 3, 2004
43	Jayne Duncan, New Orleans vs. Southeastern La.	Sept. 4, 2004
43	Jennifer Beemsterboer, Georgia Tech vs. Western Caro.	Oct. 28, 1989
42	Whitney Ashcraft, Virginia vs. Syracuse	Sept. 13, 2003
42	Heather Willis, Morehead St. vs. Austin Peay	Oct. 23, 1993
42	Keira Middleton, Cal St. Northridge vs. UC Riverside	Nov. 15, 1988
41	Catherine Durakis, Hofstra vs. William & Mary	Nov. 6, 2005
41	Kelly Spisak, Indiana St. vs. Creighton	Nov. 20, 2004
41	Stephanie Keller, Ball St. vs. Toledo	Nov. 7, 2003
41	Karrie Downey, Colorado vs. Iowa St.	Nov. 5, 1994
40	Kira Batura, Northeastern vs. Towson	Nov. 12, 2005
40	Evette Hoeffner, Rider vs. Quinnipiac	Sept. 30, 2000
40	Rachel Wacholder, Colorado vs. Iowa St.	Nov. 24, 1995
40	Karen Kulick, Valparaiso vs. Ill.-Chicago	Nov. 24, 1991



Jamie Schwaberow/NCAA Photos

Washington's Courtney Thompson (shown here blocking) set a new NCAA Division I record, serving 18 consecutive points against Gardner-Webb in 2005.

No.	Player, Team vs. Opponent	Date
40	Deanna Doolittle, Loyola Marymount vs. Portland	Oct. 12, 1990
39	Stesha Selsky, Michigan vs. Northwestern	Nov. 19, 2005
39	Debora Seilhamer, Southern California vs. Arizona St.	Nov. 19, 2005
39	Elvina Kung, Brown vs. Princeton	Oct. 30, 2004
39	Liz Kane, Mercer vs. Jacksonville	Oct. 25, 2004
39	Becky Dreher, Oral Roberts vs. Chicago St.	Sept. 15, 2004
39	Erica Gerth, Eastern Ill. vs. Austin Peay	Sept. 27, 2003
39	Lauren Mackey, Morehead St. vs. Austin Peay	Oct. 25, 1997
39	Ann Hall, Kentucky vs. South Carolina	Oct. 22, 1993
39	Debbie Briscoe, Southern Ill. vs. Alabama	Sept. 8, 1990
39	Kristen Roman, Wisconsin vs. Michigan	Sept. 21, 1985

DIGS, FIVE-GAME MATCH

No.	Player, Team vs. Opponent	Date
58	Tanya Champagne, Northwestern St. vs. Nicholls St.	Nov. 1, 1985
57	Allison Anderson, Boston College vs. Villanova	Oct. 10, 2004
55	Debbie Carlson, Oklahoma vs. New Mexico	Nov. 19, 1987
54	Becky Dreher, Oral Roberts vs. Western Ill.	Nov. 5, 2004
53	Allison Anderson, Boston College vs. Clemson	Nov. 19, 2005
53	Kelly King, Furman vs. Bucknell	Sept. 20, 1997
52	Karen Beegle, Delaware vs. Princeton	Sept. 14, 1990
50	Griselle Lopez Pereira, VCU vs. Davidson	Sept. 3, 2004
50	Leslie Whitfield, UNC Asheville vs. Western Caro.	Oct. 22, 2002
50	Amy McNeel, Oregon vs. California	Sept. 15, 1995
50	Michelle Mingus, Western Ky. vs. Cincinnati	Sept. 20, 1991
50	Catalina Suarez, UMKC vs. North Texas	Sept. 30, 1989
49	Stephanie Keller, Ball St. vs. Eastern Mich.	Nov. 12, 2004
48	Jennifer Peterson, North Carolina St. vs. Georgetown	Sept. 16, 1994
48	Maggie O'Brien, Canisius vs. Mercyhurst	Sept. 13, 1990
48	Jodi Price, Murray St. vs. Morehead St.	Sept. 29, 1989
47	Laura Coyle, Portland vs. Colorado	Aug. 30, 1991
47	Catalina Suarez, Kansas vs. Oklahoma	Nov. 8, 1985
46	Stephanie Keller, Ball St. vs. Eastern Mich.	Oct. 3, 2003
46	Kylie Hunter, Chattanooga vs. Samford	Oct. 15, 1991

SEASON RECORDS

Attack

KILLS (1981-2000)

Player, Team	Year	Games	Kills
Jill McCreary, Akron	1990	182	965
Javonne Brooks, New Orleans	1992	144	878
Marsha Bond, Kentucky	1983	—	874
Svetlana Vtyurina, George Washington	1995	120	847
Svetlana Vtyurina, George Washington	1992	129	833
Renata Menchikova, UCF	1995	138	830
Jill Haas, Sacramento St.	1995	132	798
Suzanne Lowry, Col. of Charleston	1991	185	797
Jill McCreary, Akron	1989	174	792
Bonnie Beard, Sam Houston St.	1985	156	791
Priscilla Pacheco, Georgia	1994	127	785
Tara Cross, Long Beach St.	1989	129	779

KILLS WITH 30-POINT SCORING FORMAT (2001-PRESENT)

Player, Team	Year	Games	Kills
Kim Willoughby, Hawaii	2001	118	850
Stacey Gordon, Ohio St.	2004	119	842
Ogonna Nnamani, Stanford	2004	133	823
Cristina Pintilie, Long Island	2002	144	816
Martina Veiglova, Ga. Southern	2003	131	764
Kelly Wing, UC Irvine	2003	133	764
Aline Pereira, George Mason	2003	113	753
Kim Willoughby, Hawaii	2003	114	752
Michelle Collier, South Fla.	2002	131	738
Stacey Gordon, Ohio St.	2002	123	735
Aline Pereira, George Mason	2002	110	724
Lindsay Stalzer, Bradley	2005	123	720
Tera Lobdell, Northern Ill.	2004	123	713
Stacey Gordon, Ohio St.	2003	107	708
Mia Jerkov, California	2003	116	701
Laura Jones, Texas A&M	2005	115	700
Logan Pierce, Winthrop	2002	144	700
Erin Martin, Minnesota	2004	139	695
Sarah Obras, Ball St.	2003	129	695
Kelly-Anne Billings, Marshall	2004	123	694

KILLS PER GAME (1981-2000) (Minimum 500 kills)

Player, Team	Year	Games	Kills	Avg.
Sarah McFarland, Loyola Marymount	2000	98	762	7.78
Catalina Suarez, UMKC	1988	71	535	7.54
Sarah McFarland, Loyola Marymount	1999	102	750	7.35
Svetlana Vtyurina, George Washington	1995	120	847	7.06
Sarah Noriega, Loyola Marymount	1997	89	614	6.90
Catalina Suarez, UMKC	1989	104	694	6.67
Svetlana Vtyurina, George Washington	1992	129	833	6.46
Priscilla Pacheco, Georgia	1993	117	754	6.44
Vanessa Wouters, Ohio St.	1996	119	765	6.43
Tara Cross, Long Beach St.	1988	120	763	6.36
Michelle Collier, South Fla.	2000	121	760	6.28
Tee Williams, Hawaii	1989	101	625	6.19
Priscilla Pacheco, Georgia	1994	127	785	6.18
Jennifer Wittenburg, Houston	2000	88	542	6.16
Sarah Silvernail, Washington St.	1996	106	649	6.12
Javonne Brooks, New Orleans	1992	144	878	6.10
Jill Haas, Sacramento St.	1995	132	798	6.05

KILLS PER GAME WITH 30-POINT SCORING FORMAT (2001-PRESENT) (Minimum 500 kills)

Player, Team	Year	Games	Kills	Avg.
Kim Willoughby, Hawaii	2001	118	850	7.20
Stacey Gordon, Ohio St.	2004	119	842	7.08
Aline Pereira, George Mason	2003	113	753	6.66
Stacey Gordon, Ohio St.	2003	107	708	6.62
Kim Willoughby, Hawaii	2003	114	752	6.60
Aline Pereira, George Mason	2002	110	724	6.58
Kim Willoughby, Hawaii	2002	109	688	6.31
Jennifer Wittenburg, Houston	2001	103	646	6.27
Aida Antanaviciute, St. Louis	2004	109	680	6.24
Ogonna Nnamani, Stanford	2004	133	823	6.19
Laura Jones, Texas A&M	2005	115	700	6.09
Cristina Pintilie, Long Island	2003	111	672	6.05
Mia Jerkov, California	2003	116	701	6.04
Heather Wollyung, Quinnipiac	2001	92	550	5.98
Stacey Gordon, Ohio St.	2002	123	735	5.98
Kelly Paiva, Fla. Atlantic	2005	113	671	5.94
Mia Jerkov, California	2002	98	578	5.90
Lindsay Stalzer, Bradley	2005	123	720	5.85
Martina Veiglova, Ga. Southern	2003	131	764	5.83
Karla Kucerkova, American	2003	103	598	5.81

TOTAL ATTEMPTS (1981-2000)

Player, Team	Year	Games	TA
Jill McCreary, Akron	1990	182	2,175
Linda Santiago, UCF	1991	128	2,044
Jill Haas, Sacramento St.	1996	126	1,959
Jill Haas, Sacramento St.	1995	132	1,914
Kerry House, Loyola Marymount	1990	138	1,898
Michelle Collier, South Fla.	2000	121	1,873
Jodi Juergens, Akron	1989	174	1,826
Krystal Osborne, Arkansas	1995	147	1,801
Priscilla Pacheco, Georgia	1994	127	1,800
Renata Menchikova, UCF	1995	138	1,797
Lea Windlin, American	1991	137	1,784
Javonne Brooks, New Orleans	1992	144	1,783
Suzanne Lowry, Col. of Charleston	1991	185	1,750
Jill McCreary, Akron	1989	174	1,747
Katrien DeDecker, Minnesota	1996	124	1,743
Vanessa Wouters, Ohio St.	1996	119	1,743
Jennifer James, Eastern Ky.	1991	135	1,735
Christy Attebery, Western Caro.	2000	127	1,728
Anissa Parker, McNeese St.	2000	109	1,726
Tonya Larson, UAB	1996	132	1,723

TOTAL ATTEMPTS WITH 30-POINT SCORING FORMAT (2001-PRESENT)

Player, Team	Year	Games	TA
Tera Lobdell, Northern Ill.	2004	123	2,082
Sarah Obras, Ball St.	2003	129	1,981
Kelly Wing, UC Irvine	2003	133	1,868
Ogonna Nnamani, Stanford	2004	133	1,819
Rachel VanMeter, Illinois	2005	116	1,786
Kim Willoughby, Hawaii	2001	118	1,782
Logan Pierce, Winthrop	2002	144	1,766
Leslie Finn, Clemson	2004	122	1,739
Stacey Gordon, Ohio St.	2004	119	1,729
Michelle Collier, South Fla.	2002	131	1,723

Player, Team	Year	Games	TA
Martina Veiglva, Ga. Southern	2003	131	1,702
Laura Jones, Texas A&M	2005	115	1,672
Ori Zuzic, Oral Roberts	2004	122	1,624
Stacey Gordon, Ohio St.	2003	107	1,601
Kelly McAnelly, Houston	2004	123	1,600
Kim Glass, Arizona	2003	116	1,584
Brianna Blair, San Jose St.	2001	120	1,574
Martina Veiglva, Ga. Southern	2002	126	1,563
Jane Collymore, Florida	2004	120	1,559
Gini Ullery, Pittsburgh	2004	112	1,538
Aida Antanaviciute, St. Louis	2004	109	1,529
April Hoffman, Towson	2005	127	1,525
Stephanie Volckers, Hartford	2002	113	1,524
Kelly-Anne Billings, Marshall	2003	123	1,517

TOTAL ATTEMPTS PER GAME (1981-2000)
(Minimum 1,200 attempts)

Player, Team	Year	Games	TA	Avg.
Sarah McFarland, Loyola Marymount	2000	98	1,670	17.04
Sarah McFarland, Loyola Marymount	1999	102	1,642	16.10
Linda Santiago, UCF	1991	128	2,044	15.97
Anissa Parker, McNeese St.	2000	109	1,726	15.83
Jill Haas, Sacramento St.	1996	126	1,959	15.55
Michelle Collier, South Fla.	2000	121	1,873	15.48
Dawn Cady, Kansas St.	1999	109	1,671	15.33
Catalina Suarez, UMKC	1989	104	1,530	14.71
Vanessa Wouters, Ohio St.	1996	119	1,743	14.65
Jill Haas, Sacramento St.	1995	132	1,914	14.50
Jill Pape, TCU	1996	120	1,713	14.28
Ashley Wacholder, Duke	1994	100	1,426	14.26
Priscilla Pacheco, Georgia	1994	127	1,800	14.17
Shelly Smith, Oregon St.	1993	119	1,680	14.12
Katrien DeDecker, Minnesota	1996	124	1,743	14.06
Deann Machlan, Army	1995	96	1,339	13.95
Svetlana Vtyurina, George Washington	1995	120	1,656	13.80
Kerry House, Loyola Marymount	1990	138	1,898	13.75
Anissa Parker, McNeese St.	1999	117	1,602	13.69
Christy Attebery, Western Caro.	2000	127	1,728	13.61

TOTAL ATTEMPTS PER GAME WITH 30-POINT SCORING FORMAT (2001-PRESENT)
(Minimum 1,200 attempts)

Player, Team	Year	Games	TA	Avg.
Tera Lobdell, Northern Ill.	2004	123	2,082	16.93
Rachel VanMeter, Illinois	2005	116	1,786	15.39
Sarah Obras, Ball St.	2003	129	1,981	15.36



Illinois Sports Information

Illinois' Rachel VanMeter compiled 1,786 attacks this past season, including 99 against Purdue Nov. 16, 2005. Her 15.39 attempts per game average ranks second in Division I since the game changed to the 30-point format.

Player, Team	Year	Games	TA	Avg.
Stacey Gordon, Ohio St.	2003	107	1,601	15.24
Kim Willoughby, Hawaii	2001	118	1,782	15.10
Jennifer Wittenburg, Houston	2001	103	1,505	14.61
Laura Jones, Texas A&M	2005	115	1,672	14.54
Stacey Gordon, Ohio St.	2004	119	1,729	14.53
Elizabeth Bishop, Cornell	2004	88	1,265	14.38
Alissa Gibbs, Albany (N.Y.)	2001	87	1,247	14.33
Leslie Finn, Clemson	2004	122	1,739	14.25
Christina Wildes, Canisius	2004	95	1,346	14.17
Kelly Wing, UC Irvine	2003	133	1,868	14.04
Aida Antanaviciute, St. Louis	2004	109	1,529	14.03
Aline Pereira, George Mason	2002	110	1,512	13.75
Gini Ullery, Pittsburgh	2004	112	1,538	13.73
Ogonna Nnamani, Stanford	2004	133	1,819	13.68
Kim Glass, Arizona	2003	116	1,584	13.66
Stephanie Volckers, Hartford	2002	113	1,524	13.49
Kati Tikker, Idaho	2004	111	1,496	13.48

HITTING PERCENTAGE (1981-2000)
(Minimum 3 attempts per game through 1999 season; minimum 4 attempts per game in 2000)

Player, Team	Year	Games	K-E/TA	Pct.
Tyrona Clark, Florida A&M	1988	98	224-35/364	.519
JoAnn Elwell, Penn St.	1990	134	483-82/836	.480
Mary Volkoff, Hofstra	1983	119	244-53/413	.462
Mary Eggers, Illinois	1986	133	475-84/859	.455
Virag Domokos, George Mason	1995	115	463-87/829	.454
Danielle Scott, Long Beach St.	1992	111	498-119/839	.452
Heather Wright, Florida	1999	121	400-76/718	.451
Val Sterk, Michigan St.	1996	115	502-93/911	.449
Traci Lehnhoff, Iona	1996	94	328-31/665	.447
Melissa Wharton, Bucknell	1995	115	358-70/647	.445
Anne Cooper, St. Mary's (Cal.)	1984	119	432-75/803	.445
Emily Bridson, UCF	1993	148	627-114/1,159	.443
Erica Berggren, South Fla.	1993	93	200-33/377	.443

HITTING PERCENTAGE WITH 30-POINT SCORING FORMAT (2001-PRESENT)
(Minimum 4 attempts per game)

Player, Team	Year	Games	K-E/TA	Pct.
Maria Andonova, Florida A&M	2004	95	332-51/558	.456
Jayli Jackson, Florida A&M	2003	92	259-56/429	.473
Benavia Jenkins, Florida	2003	67	212-45/359	.465
Sherri Williams, Florida	2003	117	358-67/630	.462
Angela Knopf, Colorado St.	2001	111	449-82/805	.456
Anastasia Yartseva, Louisville	2004	106	261-61/442	.452
Jennifer Hoffman, Louisville	2005	121	336-66/607	.445
Lindsay Hartsock, Brigham Young	2005	107	289-49/541	.444
Maria Andonova, Florida A&M	2003	94	235-51/416	.442
Sami Cash, UC Irvine	2004	108	314-61/573	.442
Jennifer Hoffman, Louisville	2004	109	239-49/436	.436
Bibiana Candelas, Southern California	2003	113	339-65/632	.434
Elisha Thomas, Long Beach St.	2001	108	254-54/462	.433
Emily Adams, Southern California	2003	113	376-74/701	.431
Elizabeth Meyers, Wichita St.	2005	103	311-48/613	.429
Cheryl Weaver, Long Beach St.	2001	108	487-117/863	.429
Libby Windell, Arkansas	2001	118	332-63/628	.428
Shante Haymore, Florida A&M	2001	95	367-79/673	.428
Sara McGee, Stanford	2002	129	402-102/705	.426
Rebecca Larsen, UC Irvine	2002	108	291-58/549	.424

Setting

ASSISTS (1981-2000)

Player, Team	Year	Games	Assists
Tami Hamilton, Brigham Young	1984	157	2,026
Michelle Jaworski, Penn St.	1990	140	1,966
Paige Boehlke, Col. of Charleston	1991	—	1,875
Lisa Blanchard, Akron	1990	188	1,873
Susan Buttry, Arkansas St.	1993	172	1,868
Emily Sallee, Ball St.	1999	128	1,863
Melissa Beitz, Illinois	1998	120	1,859
Andrea Nachtrieb, Georgia Tech	1996	127	1,857
Lorelee Smith, UNC Asheville	1996	138	1,852
Erika Selsor, UCLA	2000	124	1,824
Julie Franzen, Sam Houston St.	1994	133	1,818
Michelle Farah, Col. of Charleston	1993	139	1,788
Susie Severyn, Sacramento St.	1995	129	1,786
Nikki Hubbert, Hawaii	1998	122	1,782
Ashley Duhon, New Orleans	1989	163	1,781

Player, Team	Year	Games	Assists
Erin Berg, North Carolina.....	1998	131	1,780
Emily Queisser, UCF	1995	138	1,779
Ann Boyer, UCLA.....	1987	134	1,778
Robin Ortgiesen, Loyola Marymount	1992	126	1,776

ASSISTS WITH 30-POINT SCORING FORMAT (2001-PRESENT)

Player, Team	Year	Games	Assists
Kele Eveland, Georgia Tech.....	2002	144	1,905
Heather Watts, Memphis.....	2004	136	1,830
Kele Eveland, Georgia Tech.....	2003	122	1,822
Ashley Hain, UC Irvine.....	2003	133	1,814
Sara Noe, Western Ky.....	2002	135	1,814
Heather Watts, Memphis.....	2003	135	1,792
Marisa Main, Ohio St.....	2004	120	1,785
Victoria Zimmerman, Indiana.....	2002	130	1,765
Ale Domingos, South Fla.....	2002	132	1,753
Margot Wallace, Georgia.....	2004	137	1,745
Sam Tortorello, Penn St.....	2003	129	1,739
Lindsey Vander Well, Minnesota.....	2002	135	1,734
Jennifer Anderson, Florida St.....	2002	131	1,734
Julie Knytych, Tennessee.....	2004	125	1,709
Kelli Sousa, Santa Clara.....	2003	125	1,706
Savanah Parra, Ohio.....	2005	116	1,704
Leslie Kuhn, Wis.-Green Bay.....	2003	133	1,702
Lindsey Hunter, Missouri.....	2002	120	1,690
Jill Arganbright, UNI.....	2002	131	1,689
Emily Heckl, Winthrop.....	2004	128	1,683
Kanoe Kamana'O, Hawaii.....	2003	123	1,683

ASSISTS PER GAME (1981-2000) (Minimum 1,200 assists)

Player, Team	Year	Games	Assists	Avg.
Disney Bronnenberg, Kansas St.....	1998	109	1,694	15.54
Melissa Beitz, Illinois.....	1998	120	1,859	15.49
Jen Boleyn, Ohio St.....	1995	103	1,591	15.45
Becci Roehl, Pepperdine.....	1996	84	1,284	15.29
Janice Mounts, Southern California.....	1998	99	1,490	15.05
Dana Chuha, Baylor.....	2000	108	1,623	15.03
Disney Bronnenberg, Kansas St.....	2000	113	1,696	15.01
Kimberly Coleman, UCLA.....	1997	110	1,646	14.96
Meredith Van Horn, Oklahoma.....	1997	116	1,726	14.88
Jen Boleyn, Ohio St.....	1996	108	1,599	14.81
Cindy Cox, Colorado St.....	1987	119	1,756	14.76
Kelly Campbell, Colorado.....	1996	103	1,519	14.75
Erika Selsor, UCLA.....	2000	124	1,824	14.71
Dana Chuha, Baylor.....	1999	89	1,308	14.70
Kelly Campbell, Colorado.....	1998	107	1,572	14.69
Laura Davis, Ohio St.....	1994	107	1,567	14.64
Andrea Nachtrieb, Georgia Tech.....	1996	127	1,857	14.62
Nikki Hubbert, Hawaii.....	1998	122	1,782	14.61
Roz Pelayo, Santa Clara.....	1999	115	1,678	14.59
Keri Nishimoto, Long Beach St.....	1999	99	1,443	14.58

ASSISTS PER GAME WITH 30-POINT SCORING FORMAT (2001-PRESENT) (Minimum 1,200 assists)

Player, Team	Year	Games	Assists	Avg.
Lindsey Laband, Georgia Tech.....	2004	108	1,663	15.40
Kele Eveland, Georgia Tech.....	2003	122	1,822	14.93
Courtney Thompson, Washington.....	2005	108	1,608	14.89
Marisa Main, Ohio St.....	2004	120	1,785	14.88
Savanah Parra, Ohio.....	2005	116	1,704	14.69
Courtney Thompson, Washington.....	2004	112	1,643	14.67
Lindsey Hunter, Missouri.....	2004	103	1,486	14.43
Kelli Sousa, Santa Clara.....	2002	112	1,610	14.38
Lindsey Sherburne, San Diego.....	2003	107	1,524	14.24
Katie Virtue, Ohio St.....	2001	108	1,537	14.23
Lindsey Hunter, Missouri.....	2005	106	1,507	14.22
Courtney Thompson, Washington.....	2003	112	1,590	14.20
Lindsey Sherburne, San Diego.....	2004	106	1,499	14.14
Lindsey Hunter, Missouri.....	2002	120	1,690	14.08
Sam Tortorello, Penn St.....	2004	109	1,526	14.00
Skydra Orzen, Texas Tech.....	2001	119	1,665	13.99
Brooke Niles, UC Santa Barb.....	2002	103	1,437	13.95
Briana Adamovsky, Ohio.....	2004	102	1,421	13.93
Crystal Match, Santa Clara.....	2005	109	1,517	13.92
Maren Crabtree, Eastern Ill.....	2004	111	1,544	13.91

Service

SERVICE ACES (1981-2000)

Player, Team	Year	Games	Aces
Kim Spottswood, Morgan St.....	1991	—	171
Belinda Spivey, South Fla.....	1986	158	168
Kaysonlee Watson, Florida A&M.....	1993	144	159
Maribeth Masica, George Mason.....	1986	106	156
Wendy Stammer, LSU.....	1986	159	151
Casie Alexander, Seton Hall.....	1990	127	140
Farley Snow, Jacksonville.....	1990	103	135
Kelli Melerine, New Orleans.....	1983	137	135
Lara Nance, Nicholls St.....	1988	125	131
Melinda Vogler, Dayton.....	1987	127	126
Beverly Robinson, Tennessee.....	1982	121	126

SERVICE ACES WITH 30-POINT SCORING FORMAT (2001-PRESENT)

Player, Team	Year	Games	Aces
Eileen Nicole Rodriguez, Albany (N.Y.).....	2002	113	207
Eileen Nicole Rodriguez, Albany (N.Y.).....	2003	126	143
Mary Hock, Winthrop.....	2005	115	123
Jana Milin, Md.-East. Shore.....	2004	124	116
Ana Brzova, Iona.....	2002	121	114
Sara Younes, Wichita St.....	2002	109	111
Sara Younes, Wichita St.....	2003	112	109
Stephanie Cisneros, Hampton.....	2003	88	108
Jana Milin, Md.-East. Shore.....	2004	118	104
Eileen Nicole Rodriguez, Albany (N.Y.).....	2005	109	99
Eileen Nicole Rodriguez, Albany (N.Y.).....	2004	105	98
Amie Hamilton, Memphis.....	2001	116	97
Ori Zuzic, Oral Roberts.....	2005	121	96
Jana Milin, Md.-East. Shore.....	2002	108	95
Sarah Miller, Towson.....	2001	118	93
Mary Hock, Winthrop.....	2004	128	91
Natasha Nguyen, Georgetown.....	2002	105	88
Amanda Padilla, N.C. A&T.....	2001	134	88
Nirvana Kos, Florida Int'l.....	2001	130	86
Elizabeth Maloney, American.....	2005	121	85
Kari Krouse, Chattanooga.....	2001	107	85

SERVICE ACES PER GAME (1981-2000) (Minimum 75 aces)

Player, Team	Year	Games	Aces	Avg.
Maribeth Masica, George Mason.....	1986	106	156	1.47
Farley Snow, Jacksonville.....	1990	103	135	1.31
Kaysonlee Watson, Florida A&M.....	1993	144	159	1.10
Casie Alexander, Seton Hall.....	1990	127	140	1.10
Dawn Meester, UNI.....	1992	90	98	1.09
Belinda Spivey, South Fla.....	1986	158	168	1.06
Lara Nance, Nicholls St.....	1988	125	131	1.05
Judy Constantin, East Tenn. St.....	1984	95	99	1.04
Beverly Robinson, Tennessee.....	1982	121	126	1.04
Melinda Vogler, Dayton.....	1987	127	126	0.99
Kelli Melerine, New Orleans.....	1983	137	135	0.99

SERVICE ACES PER GAME WITH 30-POINT SCORING FORMAT (2001-PRESENT) (Minimum 75 aces)

Player, Team	Year	Games	Aces	Avg.
Eileen Nicole Rodriguez, Albany (N.Y.).....	2002	113	207	1.83
Stephanie Cisneros, Hampton.....	2003	88	108	1.23
Eileen Nicole Rodriguez, Albany (N.Y.).....	2003	126	143	1.13
Mary Hock, Winthrop.....	2005	115	123	1.07
Sara Younes, Wichita St.....	2002	109	111	1.02
Sara Younes, Wichita St.....	2003	112	109	0.97
Ana Brzova, Iona.....	2002	121	114	0.94
Jana Milin, Md.-East. Shore.....	2004	124	116	0.94
Eileen Nicole Rodriguez, Albany (N.Y.).....	2004	105	98	0.93
Eileen Nicole Rodriguez, Albany (N.Y.).....	2005	109	99	0.91
Jana Milin, Md.-East. Shore.....	2002	108	95	0.88
Jana Milin, Md.-East. Shore.....	2003	119	104	0.88
Princess Dixon, Alabama A&M.....	2001	91	79	0.87
Natasha Nguyen, Georgetown.....	2002	105	88	0.84
Princess Dixon, Alabama A&M.....	2002	97	81	0.84
Amie Hamilton, Memphis.....	2001	116	97	0.84
Kari Krouse, Chattanooga.....	2001	107	85	0.79
Ori Zuzic, Oral Roberts.....	2005	121	96	0.79
Sarah Miller, Towson.....	2001	118	93	0.79
Maria Andonova, Florida A&M.....	2004	95	74	0.78

Defense

DIGS (1981-2000)

Player, Team	Year	Games	Digs
Kim Diehlmann, Hartford	1990	152	777
Anne Marie Hammers, Virginia	1989	148	758
Margie Kolat, Arkansas St.	1993	165	748
Kerry House, Loyola Marymount	1990	138	740
Natasha Sylvain, American	1994	144	735
Kathy Shaw, Delaware	1994	150	716
Claudia Orban, Akron	1990	181	694
Jill McCreary, Akron	1990	182	657
Joanna Dusza, Delaware	1996	136	655
Shelly Gross, Georgia	1986	144	655
Shalynn McCoy, UTSA	1989	—	651
Mara Mordini, Davidson	2000	130	645
Catalina Suarez, UMKC	1989	104	644
Stacy Humphries, Towson	1994	121	642
Karen Beegle, Delaware	1990	142	636
Jill Doty, Murray St.	1990	142	632

DIGS WITH 30-POINT SCORING FORMAT (2001-03)

Player, Team	Year	Games	Digs
Sarah Gascon, Southeastern La.	2003	118	786
Leslie Whitfield, UNC Asheville	2002	135	763
Stephanie Keller, Ball St.	2003	129	758
Sarah Gascon, Southeastern La.	2002	116	745
Paula Gentil, Minnesota	2003	130	656
Carol Marcengo, Tex.-Pan American	2003	126	641
Becky Dreher, Oral Roberts	2003	126	638
Whitney Ashcraft, Virginia	2003	123	627
Marie Dobrenz, Col. of Charleston	2003	116	626
Becky Dreher, Oral Roberts	2002	116	611
Brenda Waterman, UC Irvine	2003	133	600
Tracy May, Western Ky.	2002	140	599
Megan Lippi, Ga. Southern	2003	127	597
Megan McGrane, Pittsburgh	2003	111	595
Griselle Lopez Pereira, VCU	2003	116	593

DIGS WITH 30-POINT SCORING FORMAT/UNLIMITED LIBERO SUBSTITUTIONS (2004-PRESENT)

Player, Team	Year	Games	Digs
Paula Gentil, Minnesota	2004	138	924
Becky Dreher, Oral Roberts	2004	117	821
Lara Newberry, Chattanooga	2005	122	736
Taylor Rayfield, North Carolina	2005	130	734
Amanda McCormick, Ball St.	2005	115	727
Darcy Thompson, Robert Morris	2004	116	718
Megan McGrane, Pittsburgh	2004	114	713
Chrissie Zartman, UCLA	2004	120	708
Kristin Lutes, Sacramento St.	2005	125	707
Allison Anderson, Boston College	2004	129	706
Jaci Gonzalez, Houston	2004	121	698
Debra Seilhamer, Southern California	2005	102	696
Marie Dobrenz, Col. of Charleston	2005	111	691
Jaci Gonzalez, Houston	2005	113	691
Jenny McReynolds, Princeton	2004	108	679
Carolyn Judge, La Salle	2005	112	671
Candace Lee, Washington	2004	112	666
Jennifer Alexander, Western Ill.	2004	107	663
Elvina Kung, Brown	2004	95	648
Ashley Adamczyk, Northeastern	2004	118	645

DIGS PER GAME (1981-2000) (Minimum 400 digs)

Player, Team	Year	Games	Digs	Avg.
Catalina Suarez, UMKC	1989	104	644	6.19
Steph Lewis, Chattanooga	1987	83	484	5.83
Evette Hoeffner, Rider	2000	83	461	5.55
Kim Diehlmann, Hartford	1991	135	725	5.37
Kerry House, Loyola Marymount	1990	138	740	5.36
Ashley Wacholder, Duke	1994	100	531	5.31
Stacy Humphries, Towson	1994	121	642	5.31
Meredith Ferlic, Tennessee Tech	1998	109	566	5.19
Kari Hogancamp, Massachusetts	1999	101	523	5.18
Missi Olson, UNC Greensboro	1991	112	578	5.16
Jennifer Borton, Akron	1994	113	582	5.15
Trina Maso de Mayo, Wake Forest	2000	103	528	5.13
Anne Marie Hammers, Virginia	1989	148	758	5.12
Natasha Sylvain, American	1994	144	735	5.10
Ann Bonner, Iona	1994	88	449	5.10

DIGS PER GAME WITH 30-POINT SCORING FORMAT (2001-03)


(Minimum 400 digs)

Player, Team	Year	Games	Digs	Avg.
Sarah Gascon, Southeastern La.	2003	118	786	6.66
Sarah Gascon, Southeastern La.	2002	116	745	6.42
Evette Hoeffner, Rider	2001	92	564	6.13
Stephanie Keller, Ball St.	2003	129	758	5.88
Leslie Whitfield, UNC Asheville	2002	135	763	5.65
Laura Downey-Wallace, Kansas St.	2002	102	558	5.47
Jenny McReynolds, Princeton	2003	88	481	5.47
Marie Dobrenz, Col. of Charleston	2003	115	626	5.40
Megan McGrane, Pittsburgh	2003	111	595	5.36
Becky Dreher, Oral Roberts	2002	116	611	5.27
Griselle Lopez Pereira, VCU	2003	116	593	5.11
Whitney Ashcraft, Virginia	2003	123	627	5.10
Carol Marcengo, Tex.-Pan American	2003	126	641	5.09
Becky Dreher, Oral Roberts	2003	126	638	5.06
Paula Gentil, Minnesota	2003	130	656	5.05

DIGS PER GAME WITH 30-POINT SCORING FORMAT/UNLIMITED LIBERO SUBSTITUTIONS (2004-PRESENT)

(Minimum 400 digs)

Player, Team	Year	Games	Digs	Avg.
Becky Dreher, Oral Roberts	2004	117	821	7.02
Jenny McReynolds, Princeton	2005	84	574	6.83
Debra Seilhamer, Southern California	2005	102	696	6.82
Elvina Kung, Brown	2004	95	648	6.82
Paula Gentil, Minnesota	2004	138	924	6.70
Sydney Donahue, Arizona St.	2005	98	628	6.41
Amanda McCormick, Ball St.	2005	115	727	6.32
Griselle Lopez Pereira, VCU	2004	96	605	6.30
Jenny McReynolds, Princeton	2004	108	679	6.29
Megan McGrane, Pittsburgh	2004	114	713	6.25
Marie Dobrenz, Col. of Charleston	2005	111	691	6.23
Jennifer Alexander, Western Ill.	2004	107	663	6.20
Darcy Thompson, Robert Morris	2004	116	718	6.19
Evette Hoeffner, Rider	2004	92	564	6.13
Kelly Spisak, Indiana St.	2004	97	595	6.13
Carol Marcengo, Tex.-Pan American	2004	88	539	6.13
Jaci Gonzalez, Houston	2005	113	691	6.12
Kristin Nelson, UC Santa Barb.	2004	92	560	6.09
Lara Newberry, Chattanooga	2005	122	736	6.03
Chelsea White, Iona	2005	102	612	6.00



Beverly Schaefer/Princeton Sports Information

Princeton's Jenny McReynolds enters her senior year with 1,734 digs, while competing in 280 matches. She led Division I in digs per game in 2005 with 6.83, compiling 574 digs in 84 games.

CAREER RECORDS

Attack

KILLS

Player, Team	Years	Games	Kills
Svetlana Vtyurina, George Washington	1992-95	488	3,043
Javonne Brooks, New Orleans	1989-92	597	2,932
Tara Cross, Long Beach St.	1986-89	488	2,767
Michelle Collier, South Fla.	^1998-02	481	2,729
Priscilla Pacheco, Georgia	1991-94	480	2,675
Kim Willoughby, Hawaii	2000-03	439	2,598
Ogonna Nnamani, Stanford	2001-04	498	2,450
Jill McCreary, Akron	1987,89-91	546	2,439
Nicole Branagh, Minnesota	1997-00	451	2,379
Katrien DeDecker, Minnesota	1993-96	479	2,300
Lauren Mackey, Morehead St.	1995-98	502	2,293
Jenna Wrobel, Michigan St.	1995-98	444	2,292
Lori Barberich, Penn St.	1981-84	—	2,282
Sarah-Jane Mungo, Georgia St.	1988-91	475	2,281
Jill Haas, UC Santa Barb./Sacramento St.	1993,94-96	463	2,273
Elisha Polk, Baylor	1996-99	484	2,272
Lisa Pikalek, Virginia Tech	1989-92	517	2,270
Kristee Porter, UCLA	1998-01	397	2,255
Becky Howlett, Cal St. Fullerton/ Washington St.	1990-91,92-93	512	2,241
Colleen Hunter, St. Louis	1999-02	478	2,230
Nia Kiggundu, La.-Lafayette	1993-96	463	2,227
Corina Marginas, North Texas	2000-03	470	2,211
Nina Foster, Alabama/Florida	1994-95,96-97	467	2,194
Dylann Duncan, Brigham Young	1985-88	544	2,188
Kim Diehlmann, Hartford	1989-92	545	2,186
Krystal Osborne, Arkansas	1994-97	543	2,185

^Received medical redshirt for 1999 season.

KILLS PER GAME

(Minimum 1,000 kills)

Player, Team	Years	Games	Kills	Avg.
Sarah McFarland, Loyola Marymount	1997-00	314	2,020	6.43
Svetlana Vtyurina, George Washington	1992-95	488	*3,043	6.24
Kim Willoughby, Hawaii	2000-03	439	2,598	5.92
Renata Menchikova, UCF	1995-97	368	2,151	5.85
Kristee Porter, UCLA	1998-01	397	2,255	5.68
Michelle Collier, South Fla.	^1998-02	481	2,729	5.67
Tara Cross, Long Beach St.	1986-89	488	2,767	5.67
Priscilla Pacheco, Georgia	1991-94	480	2,675	5.57
Jennifer Wittenburg, Houston	1999-01	261	1,406	5.39
Tee Williams, Hawaii	1987-89	350	1,873	5.35
Nicole Branagh, Minnesota	1997-00	451	2,379	5.27
Kim Glass, Arizona	2002-05	408	2,151	5.27
Cristina Pintilie, Long Island	2001-04	392	2,037	5.20
Catalina Suarez, Kansas/UMKC	1985-86,88-89	373	1,938	5.20
Jenna Wrobel, Michigan St.	1995-98	444	2,292	5.16
Paula Araujo, South Fla.	1994-97	232	1,169	5.04
Logan Tom, Stanford	1999-02	386	1,939	5.02
Chris Pozega, Cleveland St.	1982-86	248	1,238	4.99
Ogonna Nnamani, Stanford	2001-04	498	2,450	4.92
Javonne Brooks, New Orleans	1989-92	597	2,932	4.91
Jill Haas, UC Santa Barb./Sacramento St.	1993,94-96	463	2,273	4.91
Nia Kiggundu, La.-Lafayette	1993-96	463	2,227	4.81
Sarah-Jane Mungo, Georgia St.	1988-91	475	2,281	4.80
Petia Yanchulova, San Diego	1996-99	394	1,892	4.80
Katrien DeDecker, Minnesota	1993-96	479	2,300	4.80

*Record. ^Received medical redshirt for 1999 season.

TOTAL ATTEMPTS

Player, Team	Years	Games	TA
Michelle Collier, South Fla.	^1998-02	481	6,633
Priscilla Pacheco, Georgia	1991-94	480	6,006
Svetlana Vtyurina, George Washington	1992-95	488	5,975
Javonne Brooks, New Orleans	1989-92	597	5,939
Lauren Mackey, Morehead St.	1995-98	502	5,933
Jill Haas, UC Santa Barb./Sacramento St.	1993,94-96	463	5,738
Katrien DeDecker, Minnesota	1993-96	479	5,708
Sarah Obras, Ball St.	2002-05	455	5,699
Tara Cross, Long Beach St.	1986-89	488	5,694
Elisha Polk, Baylor	1996-99	484	5,633
Krystal Osborne, Arkansas	1994-97	553	5,626
Stephanie Bishop, DePaul	1998-01	493	5,566
Kim Diehlmann, Hartford	1989-92	545	5,548

Player, Team	Years	Games	TA
Carissa Buie, Sacramento St.	1995-98	493	5,546
Ogonna Nnamani, Stanford	2001-04	498	5,520
Anissa Parker, McNeese St.	1997-00	426	5,492
Jenna Wrobel, Michigan St.	1995-98	444	5,353
Ashley Wacholder, Duke	1991-94	424	5,339
Kim Willoughby, Hawaii	2000-03	439	5,327
Margie Kolat, Arkansas St.	1991-94	613	5,317
Julie DuPont, Cincinnati	2001-04	456	5,310
Tera Lobdell, Northern Ill.	2001-04	439	5,236
Shelly Smith, Oregon St.	1991-94	450	5,224
Kim Glass, Arizona	2002-05	408	5,173
Darci Starr, Southeastern La.	1992-95	541	5,159

^Received medical redshirt for 1999 season.

TOTAL ATTEMPTS PER GAME

(Minimum 2,500 attempts)

Player, Team	Years	Games	TA	Avg.
Sarah McFarland, Loyola Marymount	1997-00	314	4,405	14.03
Michelle Collier, South Fla.	^1998-02	481	*6,633	13.79
Leslie Wohlford, Loyola Marymount	1985-88	315	4,225	13.41
Anissa Parker, McNeese St.	1997-00	426	5,492	12.89
Kim Glass, Arizona	2002-05	408	5,173	12.68
Renata Menchikova, UCF	1995-97	368	4,663	12.67
Ashley Wacholder, Duke	1991-94	424	5,339	12.59
Sara Obras, Ball St.	2002-05	455	5,699	12.53
Priscilla Pacheco, Georgia	1991-94	480	6,006	12.51
Kristee Porter, UCLA	1998-2001	397	4,936	12.43
Jill Haas, UC Santa Barb./Sacramento St.	1993,94-96	463	5,738	12.39
Svetlana Vtyurina, George Washington	1992-95	488	5,975	12.24
Jenna Wrobel, Michigan St.	1995-98	444	5,353	12.06
Catalina Suarez, Kansas/UMKC	1985-86,88-89	373	4,495	12.05
Paula Araujo, South Fla.	1994-97	232	2,780	11.98
Christina Wildes, Canisius	2001-04	383	4,587	11.97
Tera Lobdell, Northern Ill.	2001-04	439	5,236	11.93
Katrien DeDecker, Minnesota	1993-96	479	5,708	11.92
Lauren Mackey, Morehead St.	1995-98	502	5,933	11.81
Michelle Witzke, Missouri St.	1994-97	422	4,944	11.72
Tara Cross, Long Beach St.	1986-89	488	5,694	11.67
Rochelle Healea, Lehigh	1999-02	378	4,407	11.66
Julie DuPont, Cincinnati	2001-04	456	5,310	11.64
Elisha Polk, Baylor	1996-99	484	5,633	11.64
Shelly Smith, Oregon St.	1991-94	450	5,224	11.61

*Record. ^Received medical redshirt for 1999 season.

HITTING PERCENTAGE

(Minimum 1,500 attempts)*

Player, Team	Years	Games	K-E/TA	Pct.
Virag Domokos, George Mason	1993-96	449	1,562-331/2,911	.423
Danielle Scott, Long Beach St.	1990-93	447	1,778-447/3,164	.421
Mary Eggers, Illinois	1985-88	513	1,761-326/3,417	.420
Erica Berggren, South Fla.	1993-96	427	1,438-288/2,768	.415
Emily Adams, Southern California	2001-04	344	1,049-207/2,029	.415
Virginia Stahr, Nebraska	1986-89	448	1,395-323/2,675	.401



George Washington Sports Information

George Washington's Svetlana Vtyurina holds the NCAA Division I record for career kills, topping the 3,000-kill mark at 3,043. From 1992-95, she played in 488 games and averaged 6.24 kills per game (second in division history) and compiled 5,975 attacks, which ranks third.

Player, Team	Years	Games	K-E/TA	Pct.
Emily Bridson, UCF	1992-93	249	947-194/1,890	.398
Aycan Gokberk, Florida	1992-95	373	1,721-433/3,266	.394
Angela Knopf, Colorado St.	1998-01	464	1,599-390/3,079	.393
Sue Gades, Hofstra	1983-85	496	1,500-309/3,042	.392
Lauren Cacciamani, Penn St.	1996-99	461	1,750-357/3,562	.391
Benavia Jenkins, Florida	2000-03	388	1,054-302/1,950	.388
Jennifer Hamilton, San Diego St.	1992-95	392	922-202/1,862	.387
Karen Dahlgren, Nebraska	1983-86	436	1,121-223/2,326	.386
Adrian Nicol, Duke	1991-94	427	1,303-266/2,694	.385
Lori Barberich, Penn St.	1981-84	—	2,282-555/4,501	.384
Baiba Zake, Seton Hall	1993-94	202	871-215/1,710	.383

*Hitting percentage is derived by subtracting errors from kills and dividing that remainder by total attempts.

Setting

ASSISTS

Player, Team	Years	Games	Assists
Tammy Robertson, UAB	1989-92	620	6,650
Michelle Jaworski, Penn St.	1987-90	—	6,596
Maureen Rafferty, Sacramento St.	1996-99	491	6,510
Kele Eveland, Georgia Tech	2000-03	483	6,464
Kara Jakusz, DePaul	1998-01	487	6,445
Emily Sallee, Ball St.	1997-00	463	6,408
Dani Reis, LSU	1989-92	509	6,379
Cindy Cox, Colorado St.	1985-88	497	6,340
Sheri Sanders, Long Beach St.	1986-89	488	6,301
Erika Selsor, UCLA	1998-01	445	6,234
Kelly Campbell, Colorado	1996-99	431	6,228
Andrea Nachtrieb, Georgia Tech	1993-96	468	6,102
Lindsey Hunter, Missouri	2002-05	444	6,096
Sam Tortorello, Penn St.	2002-05	456	6,087
Jill Arganbright, UNI	2000-03	480	6,064
Shelby Snyder, Northern Ill.	1991-94	490	6,052
Mary Frances Scott, Virginia	1996-99	485	6,044
Sharon Oesterling, Minnesota	1986-89	514	6,024
Lindsey Sherburne, San Diego	2002-05	433	6,014
Sarah Runka, South Fla.	1994-97	457	5,995
Anna-Lena Smith, Brigham Young	1996-99	461	5,975
Laura Lauder, Cincinnati	2000-03	456	5,946
Emily Queisser, UCF	1992-95	521	5,923
Becky Bauer, Minnesota	1994-97	455	5,918
Bonnie Bremner, Penn St.	1996-99	472	5,911

ASSISTS PER GAME (Minimum 2,500 assists)

Player, Team	Years	Games	Assists	Avg.
Kelly Campbell, Colorado	1996-99	431	6,228	14.45
Erika Selsor, UCLA	1998-01	445	6,234	14.01
Roz Pelayo, Santa Clara	1997-00	409	5,732	14.01
Emily Sallee, Ball St.	1997-00	463	6,408	13.84
Kele Eveland, Georgia Tech	2000-03	483	6,464	13.83
Lindsey Hunter, Missouri	2002-05	444	6,096	13.73
Carla Muntz, Dayton	1997-00	414	5,531	13.36
Maureen Rafferty, Sacramento St.	1996-99	491	6,510	13.26
Andrea Clark, San Diego St.	1994-97	371	4,916	13.25
Tracy Holman, Loyola Marymount	1994-97	405	5,362	13.24
Kara Jakusz, DePaul	1998-01	487	6,445	13.23
Janice Mounts, Southern California	1995-98	322	4,258	13.22
Melissa Haugen, Northern Ariz.	1995-98	395	5,200	13.16
Ale Domingos, South Fla.	2001-02	225	2,961	13.16
Nikki Hubbert, Hawaii	1996-98	256	3,368	13.16
Sarah Runka, South Fla.	1994-97	457	5,995	13.12
Katie Lindquist, San Diego	1996-99	337	4,402	13.06
Laura Lauder, Cincinnati	2000-03	456	5,946	13.04
Andrea Nachtrieb, Georgia Tech	1993-96	468	6,102	13.04
Becky Bauer, Minnesota	1994-97	455	5,918	13.01
Ning Zhao, Arkansas	1998-99	245	3,182	12.99
Cappy Meyer, Duke	1992-93	205	2,660	12.98
Anna-Lena Smith, Brigham Young	1996-99	461	5,975	12.96
Sheri Sanders, Long Beach St.	1986-89	488	6,301	12.91
Lynne Hyland, Idaho	1993-96	371	4,786	12.90

Service

SERVICE ACES

Player, Team	Years	Games	Aces
Eileen Nicole Rodriguez, Albany (N.Y.)	2002-05	453	547

Player, Team	Years	Games	Aces
Casie Alexander, Seton Hall	1990-93	459	416
Melissa Cobb, UAB	1988-91	—	388
Farley Snow, Jacksonville	1989-92	401	386
Julie Mueller, Illinois St.	1981-84	—	379
Belinda Spivey, South Fla.	1985-89	438	373
Wendy Stammer, LSU	1983-86	—	365
Mary Hock, Winthrop	2002-05	508	360
Sara Younes, Wichita St.	2001-04	420	351
Jenifer Kleyn, Auburn	1988-91	478	338
Charlotte Gillespie, Eastern Ky.	1981-84	—	330
Sharon Oesterling, Minnesota	1986-89	514	314
Patty Lake, North Carolina St.	1985-88	467	304
Dayle Hammontree, Morehead St.	1987-90	—	301

SERVICE ACES PER GAME (Minimum 100 aces)

Player, Team	Years	Games	Aces	Avg.
Eileen Nicole Rodriguez, Albany (N.Y.)	2002-05	453	*547	1.21
Lisa Preiss, Cincinnati	1983-84	152	180	1.18
Farley Snow, Jacksonville	1989-92	401	386	.963
Casie Alexander, Seton Hall	1990-93	459	416	.906
Belinda Spivey, South Fla.	1985-89	438	373	.852
Sara Younes, Wichita St.	2001-04	420	351	.836
Kim Funchess, Florida A&M	1985-88	307	252	.821
Sue Faris, Alabama	1989-92	337	250	.742
Mary Hock, Winthrop	2002-05	508	360	.709
Jenifer Kleyn, Auburn	1988-91	478	338	.707
Jelena Mijatovic, LSU	2004-05	198	135	.682
Monica Freitas, LSU	1987-88	243	165	.679
Sari Virtanen, Brigham Young	1985-86	283	191	.675
Gracie Schutt, San Diego St.	1990-92	357	237	.664
Fran Lupo, LSU	1987-88	191	126	.660
Patty Lake, North Carolina St.	1985-88	467	304	.651
Lisa Dankovich, Miami (Ohio)	1983-86	329	207	.629

*Record.

Defense

DIGS

Player, Team	Years	Games	Digs
Kim Diehlmann, Hartford	1989-92	545	2,780
Jaci Gonzalez, Houston	2002-05	473	2,451
Megan McGrane, Pittsburgh	2002-05	440	2,424
Margie Kolat, Arkansas St.	1991-94	613	2,291
Stephanie Keller, Ball St.	2001-04	470	2,273
Becky Dreher, Oral Roberts	2001-04	430	2,246
Griselle Lopez Pereira, VCU	2002-05	441	2,088
Trish Ladusaw, Cincinnati	1999-02	474	2,074
Erin Jones, IUPUI	2002-05	474	2,067
Julie Groves, Evansville	1997-00	497	2,055
Nia Kiggundu, La.-Lafayette	1993-96	463	2,043
Candace Lee, Washington	2002-05	437	2,038
Trina Maso de Moya, Wake Forest	1998-01	441	2,010
Shalynn McCoy, UTSA	1986-89	—	2,009
Karen Godzinski, Akron	1989-92	615	2,007
Kylie Hunter, Chattanooga	1990-93	452	2,005
Kim Koehler, Murray St.	1989-90	528	1,994
Kari Hogancamp, Massachusetts	1996-99	458	1,978
Janet Moylan, Iowa	1987-90	—	1,931
Sue Wohlford, Wisconsin	1988-91	482	1,920
Catalina Suarez, Kansas/UMKC	1985-86,88-89	373	1,913
Stephanie McCannon, Iowa St.	1992-95	468	1,904
Heather Willis, Morehead St.	1992-95	528	1,900
Carissa Buie, Sacramento St.	1995-98	493	1,899
Becky Sowinski, Austin Peay	1997-00	475	1,890

DIGS PER GAME (Minimum 1,000 digs)

Player, Team	Years	Games	Digs	Avg.
Megan McGrane, Pittsburgh	2002-05	440	2,424	5.51
Becky Dreher, Oral Roberts	2001-04	430	2,246	5.22
Jaci Gonzalez, Houston	2002-05	473	2,451	5.18
Catalina Suarez, Kansas/UMKC	1985-86,88-89	373	1,913	5.13
Kim Diehlmann, Hartford	1989-92	545	*2,780	5.10
Kerry House, Loyola Marymount	1989-90	230	1,125	4.89
Stephanie Keller, Ball St.	2001-04	470	2,273	4.84
Griselle Lopez Pereira, VCU	2002-05	441	2,088	4.73
Candace Lee, Washington	2002-05	437	2,038	4.66
Trina Maso de Moya, Wake Forest	1998-01	441	2,010	4.56

Player, Team	Years	Games	Digs	Avg.
Darcy Thompson, Robert Morris.....	2001-04	348	1,573	4.52
Kylie Hunter, Chattanooga.....	1990-93	452	2,005	4.44
Nia Kiggundu, La.-Lafayette.....	1993-96	463	2,043	4.41
Trish Ladusaw, Cincinnati.....	1999-02	474	2,074	4.38
Erin Jones, IUPUI.....	2002-05	474	2,067	4.36
Amber Pack, Texas-Arlington.....	1999-02	436	1,887	4.33
Kari Hogancamp, Massachusetts.....	1996-99	458	1,978	4.32
Ashley Wacholder, Duke.....	1991-94	424	1,818	4.29
Kelly Kramer, Cornell.....	2002-05	318	1,356	4.26
Joanna Dusza, Delaware.....	1995-99	400	1,688	4.22
Lia Young, Santa Clara.....	1990-93	441	1,860	4.22
Sara Silcox, Valparaiso.....	2001-04	451	1,887	4.18
Jill Raslevich, Youngstown St.	1992-95	358	1,495	4.18
Maria Reyes, UC Santa Barb.	1988-90	382	1,594	4.17
Julie Groves, Evansville.....	1997-00	497	2,055	4.13

*Record.

Miscellaneous

MATCHES PLAYED

Player, Team	Years	Matches
Margie Kolat, Arkansas St.	1991-94	172
Emily Rome, Delaware.....	1992-95	166
Karen Kunselman, Delaware.....	1993-96	164
Nikki Brassell, Delaware.....	1992-95	164
Jeanne Asper, Hofstra.....	1988-91	162
Dylann Duncan, Brigham Young.....	1985-88	162
Cathy Koontz, Arkansas St.	1992-95	159
Jerelyn Lawson, Delaware.....	1989-92	159
Liz Masakayan, UCLA.....	1982-85	159
Emily Queisser, UCF.....	1992-95	156
Julie Earhart, Delaware.....	1986-89	155
Darci Starr, Southeastern La.	1992-95	154
Karen Beegle, Delaware.....	1988-91	154
Amy Sutt, Southern Miss.	1987-90	154
Michelle Griffin, La.-Monroe.....	1984-87	153
Tyra Harper, UCF.....	1994-97	151
Miriam Metzcus, UCF.....	1991-94	151
Julie Stempel, LSU.....	1988-91	151
Mary Eggers, Illinois.....	1985-88	151
Chris Schwarz, Illinois.....	1985-88	151
Lori Gabbert, Delaware.....	1982-85	151
Laura Neugebauer, Texas.....	1982-85	151

CONSECUTIVE MATCHES PLAYED

Player, Team	No.
Cathy Koontz, Arkansas St.	159
Emily Queisser, UCF.....	156
Gena Farris, Lamar.....	153
Karyn Palgut, Florida St.	153
Mary Eggers, Illinois.....	151
Tyra Harper, UCF.....	151
Miriam Metzcus, UCF.....	151
Chris Schwarz, Illinois.....	151
Tuba Meto, Southeast Mo. St.	149
Janelle Karlan, Notre Dame.....	145
Annette Bauer, Purdue.....	145
Anita Greichgauer, Nicholls St.	144
Stacy Thompson, Nicholls St.	144
Amy VanDerMeer, Northern Ill.	144
Carlyn Fisk, Ill.-Chicago.....	142
Dionne Nash, Massachusetts.....	142

GAMES PLAYED

Player, Team	Years	Games
Claudia Orban, Akron.....	1988-91	649
Tamin Uthoff, UTSA.....	1987-90	622
Tammy Robertson, UAB.....	1989-92	620
Karen Godzinski, Akron.....	1989-92	615
Margie Kolat, Arkansas St.	1991-94	613
Marcy Haluska, Akron.....	1989-92	595
Tina Godzinski, Akron.....	1987-90	569
Emily Rome, Delaware.....	1992-95	568
Karen Beegle, Delaware.....	1988-91	562
Tuba Meto, Southeast Mo. St.	1994-97	551
Jeanne Asper, Hofstra.....	1988-91	550
Claudia Fann, Central Conn. St.	1991-94	549
Sheri Hall, Charlotte.....	1985-88	549
Jerelyn Lawson, Delaware.....	1989-92	547
Jill McCreary, Akron.....	1987, 89-91	546

CONSECUTIVE GAMES PLAYED

Player, Team	No.
Tuba Meto, Southeast Mo. St.	551
Jeanne Asper, Hofstra.....	515
Elisha Polk, Baylor.....	484
Colleen Hunter, St. Louis.....	478
Trish Ladusaw, Cincinnati.....	474
Melissa Peterson, Oklahoma.....	466
Julie Knytych, Tennessee.....	465
Anna-Lena Smith, Brigham Young.....	461
Courtney Howe, Wofford.....	458
Jenny Bueno, Campbell.....	457
Julie DuPont, Cincinnati.....	456
Julie Groves, Evansville.....	455
Caley Smith, Texas-Arlington.....	451
Erika Selsor, UCLA.....	445
Lindsey Hunter, Missouri.....	444
Michelle Quon, UCLA.....	442
Priscilla Pacheco, Georgia.....	442
Tracy McKinney, Gonzaga.....	442
Linda Popovich, Bowling Green.....	435
Kelly Campbell, Colorado.....	431
Molly O'Brien, UNI.....	430
Pam Kavadas, Iowa.....	422
Shannon Perry, UNI.....	404
Heidi Olichwier, Lafayette.....	395

PLAYED EVERY GAME THROUGH CAREER

(Min. 400 games)

Player, Team	No.
Tuba Meto, Southeast Mo. St.	551
Elisha Polk, Baylor.....	484
Colleen Hunter, St. Louis.....	478
Trish Ladusaw, Cincinnati.....	474
Julie Knytych, Tennessee.....	465
Melissa Peterson, Oklahoma.....	466
Anna-Lena Smith, Brigham Young.....	461
Julie DuPont, Cincinnati.....	456
Erika Selsor, UCLA.....	445
Tracy McKinney, Gonzaga.....	442
Linda Popovich, Bowling Green.....	435
Kelly Campbell, Colorado.....	431
Pam Kavadas, Iowa.....	422
Shannon Perry, UNI.....	404

Annual Individual Champions

Hitting Percentage

Season	Player, Team	G	K	E	Att.	Pct.
1994	Erica Berggren, South Fla.	118	394	79	728	.433
1995	Virag Domokos, George Mason	115	463	87	829	.454
1996	Val Sterk, Michigan St.	115	502	93	911	.449
1997	Nique Crump, Long Beach St.	110	345	70	643	.428
1998	Veronica Walls, Long Beach St.	90	209	46	383	.426
1999	Heather Wright, Florida	121	400	76	718	.451
2000	Marisa DaLee, Arizona	115	402	79	739	.437
2001	Angela Knopf, Colorado St.	111	449	82	805	.456
2002	Sara McGee, Stanford	129	402	102	705	.426
2003	Jayli Jackson, Florida A&M	92	259	56	429	.473
2004	Maria Andonova, Florida A&M	95	332	51	558	.504
2005	Jennifer Hoffman, Louisville	121	336	66	607	.445

Kills

Season	Player, Team	G	K	Avg.
1994	Priscilla Pacheco, Georgia	127	785	6.18
1995	Svetlana Vtyurina, George Washington	120	847	7.06
1996	Vanessa Wouters, Ohio St.	119	765	6.43
1997	Sarah Noriega, Loyola Marymount	89	614	6.90
1998	Jenna Wrobel, Michigan St.	108	641	5.94
1999	Sarah McFarland, Loyola Marymount	102	750	7.35
2000	Sarah McFarland, Loyola Marymount	98	762	*7.78
2001	Kim Willoughby, Hawaii	118	850	7.20
2002	Aline Pereira, George Mason	110	724	6.58
2003	Aline Pereira, George Mason	113	753	6.66
2004	Stacey Gordon, Ohio St.	119	842	7.08
2005	Laura Jones, Texas A&M	115	700	6.09

*Record.

Assists

Season	Player, Team	G	Ast.	Avg.
1994	Laura Davis, Ohio St.	107	1,567	14.64
1995	Jen Boleyn, Ohio St.	103	1,591	15.45
1996	Becci Roehl, Pepperdine	84	1,284	15.29
1997	Kimberly Coleman, UCLA	110	1,646	14.96
1998	Disney Bronnenberg, Kansas St.	109	1,694	*15.54
1999	Dana Chuha, Baylor	89	1,308	14.70
2000	Dana Chuha, Baylor	108	1,623	15.03
2001	Katie Virtue, Ohio St.	108	1,536	14.23
2002	Kelli Sousa, Santa Clara	112	1,610	14.38
2003	Kele Eveland, Georgia Tech	122	1,822	14.93
2004	Lindsey Laband, Georgia Tech	108	1,663	15.40
2005	Courtney Thompson, Washington	108	1,608	14.89

*Record.

Service Aces

Season	Player, Team	G	SA	Avg.
1994	Erica Smith, Mississippi Val.	90	84	0.93
1995	Zvezdana Sirola, Oral Roberts	107	98	0.92
1996	Jenna Birkel, Duquesne	113	77	0.68
1997	Elecia Warner, Alabama St.	120	89	0.74
1998	Nalinya Davis, Southern U.	92	89	0.97
1999	Cassiana Costa, Centenary (La.)	119	87	0.73
2000	Kelly Weiler, South Ala.	106	74	0.70
2001	Princess Dixon, Alabama A&M	91	79	0.87
2002	Eileen Nicole Rodriguez, Albany (N.Y.)	113	*207	*1.83
2003	Stephanie Cisneros, Hampton	88	108	1.23
2004	Jana Milin, Md.-East. Shore	124	116	0.94
2005	Mary Hock, Winthrop	115	123	1.07

*Record.

Blocks

Season	Player, Team	G	S	A	Tot.	Avg.
1994	Carla Ellis, Howard	134	74	192	266	1.99
1995	Kathy Brinkworth, Buffalo	121	37	186	223	1.84
1996	Angelica Ljungquist, Hawaii	123	35	201	236	1.92
1997	Makare Desilets, Washington	108	42	180	222	2.06
1998	Nina Puikkonen, Brigham Young	107	38	194	232	2.17
1999	Heather Bown, Hawaii	102	32	198	230	2.25
2000	Amber Holmquist, Nebraska	111	21	199	220	1.98
2001	Heather Wollyung, Quinnipiac	92	81	115	196	2.13
2002	Ivana Kuzmic, Ark.-Little Rock	100	36	180	216	2.16
2003	Lauren Brewster, Notre Dame	104	30	155	185	1.78
2004	Melissa Elmer, Nebraska	106	29	171	200	1.89
2005	Melissa Elmer, Nebraska	115	17	233	250	2.17

Digs

Season	Player, Team	G	D	Avg.
1994	Ashley Wacholder, Duke	100	531	5.31
1995	Jill Raslevich, Youngstown St.	87	431	4.95
1996	Maureen Reindl, Duke	97	488	5.03
1997	Vickie Pasicki, Troy	96	488	5.08
1998	Meredith Ferlic, Tennessee Tech	109	566	5.19
1999	Kari Hogancamp, Massachusetts	101	523	5.18
2000	Evette Hoeffner, Rider	83	461	5.55
2001	Evette Hoeffner, Rider	92	564	6.13
2002	Sarah Gascon, Southeastern La.	116	745	6.42
2003	Sarah Gascon, Southeastern La.	118	786	6.66
2004	Becky Dreher, Oral Roberts	117	821	*7.02
2005	Jenny McReynolds, Princeton	84	574	6.83

*Record.

Team Records

Official NCAA volleyball records began with the 1981 season and are based on information submitted to the NCAA statistics service by institutions participating in the statistics rankings. In statistical rankings, the rounding of percentages and/or averages may indicate ties where none exist. In these cases, the numerical order of the rankings is accurate.

Information on blocking has not been included in the following records since there appeared to be a significant variance in the methods by which blocking statistics were kept during the 1980s. Research continues to determine a standard by which to measure blocking statistics for NCAA record-keeping purposes.

An "M" located after a number under a "games played" column indicates the number of matches played, as the number of games is unavailable.

Attack

KILLS

Three-game match

99—George Mason vs. Virginia, Nov. 6, 1992

Four-game match

109—San Diego St. vs. Colorado St., Nov. 13, 1993; UC Irvine vs. UTSA, Sept. 7, 2000; Eastern Ill. vs. Austin Peay, Sept. 29, 2000; Texas A&M vs. Texas, Oct. 18, 2000

Five-game match

130—Washington St. vs. Washington, Oct. 21, 1981

Season

2,875—Kentucky, 1983 (194 games)

Per game

19.33—Santa Clara, 2000 (2,262 kills in 117 games)

TOTAL ATTEMPTS

Three-game match

235—Illinois St. vs. Missouri, Sept. 9, 1984

Four-game match

318—Austin Peay vs. Eastern Ill., Sept. 29, 2000

Five-game match

359—Sacramento St. vs. Eastern Wash., Sept. 30, 1999

Season

7,055—Akron, 1990 (197 games)

Per game

48.93—Ohio St., 1985 (5,236 attempts in 107 games)

HITTING PERCENTAGE*

Three-game match

.800—Colorado St. vs. Loyola Marymount, Sept. 4, 1987 (45-5/50)

Four-game match

.529—New Hampshire vs. St. Peter's, Sept. 22, 2000 (102-20/155)

Five-game match

.485—Santa Clara vs. Missouri St., Sept. 25, 1993 (53-3/103)

Season

.406—Hofstra, 1983 (1,317-283/2,546 in 120 games)

*Hitting percentage is derived by subtracting errors from kills and dividing that remainder by total attempts.

Setting

ASSISTS

Three-game match

87—Illinois St. vs. Missouri, Sept. 9, 1984

Four-game match

109—UC Irvine vs. UTSA, Sept. 7, 2000

Five-game match

116—Nebraska vs. Texas, Nov. 5, 1988

Season

2,435—Kentucky, 1983 (194 games)

Per game

17.87—Santa Clara, 2000 (2,091 assists in 117 games)

Service

SERVICE ACES

Three-game match

30—Albany (N.Y.) vs. Wagner, Sept. 27, 2002

Four-game match

26—Charlotte vs. Wake Forest, Nov. 7, 1985; UNI vs. Winona St., Nov. 6, 1991

Five-game match

34—Duquesne vs. Niagara, Sept. 27, 1991

Season

544—LSU, 1983 (199 games)

Per game

3.81—Dayton, 1987 (510 aces in 134 games)

Defense

DIGS

Three-game match

130—Cincinnati vs. North Carolina, Oct. 19, 1985; Brigham Young vs. Utah, Nov. 6, 1991

Four-game match

180—Santa Clara vs. Pepperdine, Oct. 10, 1991

Five-game match

223—Hawaii vs. Cal Poly, Nov. 7, 1988

Season

3,342—Akron, 1989 (189 games)

Per game

23.77—Clemson, 1986 (3,042 digs in 128 games)

Miscellaneous

WINNING PERCENTAGE

1.000—Long Beach St., 1998 (36-0); Nebraska, 2000 (34-0); Southern California, 2003 (35-0)

MOST IMPROVED WON-LOST RECORD

28 games—Arkansas St., 1988 (41-1, from 8-24 in 1987)

CONSECUTIVE WINNING SEASONS

25—By six teams (Hawaii, Nebraska, Pacific, Penn St., Stanford, UCLA), 1981-05 (current)

CONSECUTIVE NON-LOSING SEASONS

25—By seven teams (Hawaii, Nebraska, UNI, Pacific, Penn St., Stanford, UCLA), 1981-05 (current)

MATCHES WON

60—Texas, 1981

MATCHES LOST

40—Oklahoma, 1981

CONSECUTIVE MATCHES WON

52—Southern California, Nov. 8, 2002-Sept. 10, 2004

CONSECUTIVE GAMES WON

105—Florida, Aug. 23-Dec. 18, 2003

CONSECUTIVE HOME-COURT MATCHES WON

87—Penn St., Nov. 25, 1995-Sept. 16, 2000

CONSECUTIVE ROAD MATCHES WON

40—Southern California, Nov. 15, 2001-Sept. 10, 2004

CONSECUTIVE CONFERENCE MATCHES WON (ALL MATCHES)

128—Hawaii, Oct. 10, 1998-current entering 2006 season (Western Athletic)

CONSECUTIVE REGULAR-SEASON CONFERENCE MATCHES WON

145—Florida, Sept. 20, 1995-Nov. 12, 2004 (Southeastern)

CONSECUTIVE MATCHES LOST

139—Chicago St., Oct. 4, 1993-Sept. 18, 1999

POINTS SCORED

Three-game match

55—San Jose St. vs. Nevada, Oct. 16, 1993 (15-13, 15-11, 25-23); Oregon St. vs. Kentucky, Sept. 3, 1994 (15-2, 25-23, 15-13)

Three-game match with 30-point scoring format

109—Fairfield vs. Mercer, Sept. 19, 2004 (30-20, 36-34, 43-41)

Four-game match

69—Rhode Island vs. West Virginia, Oct. 15, 1988 (15-11, 14-16, 20-18, 20-18)

Four-game match with 30-point scoring format

135—Texas A&M vs. Texas Tech, Oct. 10, 2001 (36-38, 39-37, 30-21, 30-25)

Five-game match

89—Hawaii vs. Brigham Young, Nov. 28, 1998 (15-12, 21-19, 13-15, 16-18, 24-22)

Five-game match with 30-point scoring format

149—Marquette vs. Duke, Aug. 30, 2003 (28-30, 33-31, 32-34, 39-37, 17-15)

Single game

28—Navy vs. Loyola (Md.), Nov. 7, 2000 (28-26)

Single game with 30-point scoring format

48—Georgia Tech vs. Minnesota, Dec. 10, 2004 (48-46)

FEWEST POINTS ALLOWED

Three-game match

0—George Washington vs. Coppin St., Aug. 29, 1997 (15-0, 15-0, 15-0); Cincinnati vs. Chicago St., Sept. 15, 1997 (15-0, 15-0, 15-0); Long Beach St. vs. Southern U., Dec. 3, 1998 (15-0, 15-0, 15-0); Alabama A&M vs. Southern U., Sept. 3, 1999 (15-0, 15-0, 15-0); Hofstra vs. Maine, Oct. 30, 1999 (15-0, 15-0, 15-0); Ga. Southern vs. Savannah St., Nov. 17, 2000 (15-0, 15-0, 15-0)

Four-game match

19—Central Conn. St. vs. Hartford, Sept. 12, 1987 (15-1, 15-1, 6-15, 15-2); Arkansas St. vs. Troy, Sept. 18, 1999 (15-3, 15-1, 11-15, 15-0)

Five-game match

39—Texas vs. Texas A&M, Nov. 15, 1990 (8-15, 15-4, 15-4, 13-15, 15-1)

LONGEST MATCH

3:38—Hawaii def. Brigham Young, Nov. 28, 1998 (3-2)

SHORTEST MATCH

0:27—VCU vs. Md.-East Shore, Sept. 10, 1999 (3-0)

Team Leaders

SINGLE-MATCH RECORDS

Attack

KILLS, THREE-GAME MATCH

No.	Team vs. Opponent	Date
99	George Mason vs. Virginia	Nov. 6, 1992
98	Illinois St. vs. Missouri	Sept. 9, 1984
93	Southern California vs. Washington St.	Oct. 11, 1996
91	Colorado vs. Texas Tech.	Oct. 6, 1999
88	Pacific vs. Florida	Dec. 11, 1999
86	Colorado vs. Oklahoma	Oct. 31, 1997
85	Santa Clara vs. St. Mary's (Cal.)	Oct. 13, 2000
85	Wisconsin vs. San Diego	Dec. 5, 1998
85	Illinois vs. Minnesota	Oct. 24, 1998
83	Georgia Tech vs. Clemson	Sept. 25, 1996
83	Cal St. Northridge vs. Loyola Marymount	Nov. 1, 1994
83	Brigham Young vs. Stanford	Dec. 12, 1986
82	Colorado vs. Missouri	Nov. 25, 2000
82	Colorado vs. Notre Dame	Sept. 6, 1998
82	San Diego St. vs. Fresno St.	Nov. 27, 1996
82	Hawaii vs. Long Beach St.	Sept. 26, 1987
82	Texas vs. Texas Tech.	Oct. 10, 1984

KILLS, FOUR-GAME MATCH

No.	Team vs. Opponent	Date
109	Texas A&M vs. Texas	Oct. 18, 2000
109	Eastern Ill. vs. Austin Peay	Sept. 29, 2000
109	UC Irvine vs. UTSA	Sept. 7, 2000
109	San Diego St. vs. Colorado St.	Nov. 13, 1993
108	Long Beach St. vs. UC Santa Barb.	Sept. 30, 1999
108	Northern Ill. vs. Virginia Tech.	Sept. 4, 1999
108	Kansas St. vs. Cal St. Northridge	Dec. 4, 1996
107	Ohio St. vs. Iowa	Nov. 22, 1996
107	Loyola Marymount vs. Sacramento St.	Sept. 16, 1995
107	Kentucky vs. Duke	Oct. 9, 1992
106	Austin Peay vs. Eastern Ill.	Sept. 29, 2000
106	Purdue vs. Duke	Oct. 15, 1986
105	Baylor vs. Temple	Dec. 3, 1999
105	Pacific vs. UC Santa Barb.	Oct. 3, 1998
105	Purdue vs. Michigan	Nov. 22, 1996

KILLS, FIVE-GAME MATCH

No.	Team vs. Opponent	Date
130	Washington St. vs. Washington	Oct. 21, 1981
128	UCLA vs. Stanford	Oct. 19, 1990
121	Kansas St. vs. Illinois	Sept. 19, 1998
121	Illinois vs. Nebraska	Nov. 11, 1989
120	Sam Houston St. vs. Lamar	Oct. 6, 1992
120	Stanford vs. UCLA	Oct. 19, 1990
119	Hawaii vs. Cal Poly	Nov. 7, 1988
118	Texas-Arlington vs. Penn St.	Nov. 24, 1989
118	UC Santa Barb. vs. San Diego St.	Nov. 20, 1986
117	Oral Roberts vs. SMU	Nov. 8, 2000
116	Cal St. Fullerton vs. TCU	Sept. 16, 2000
116	Hawaii vs. Brigham Young	Nov. 28, 1998
116	Miami (Ohio) vs. Eastern Mich.	Nov. 24, 1990
116	Nebraska vs. Texas	Nov. 5, 1988

TOTAL ATTEMPTS, THREE-GAME MATCH

No.	Team vs. Opponent	Date
235	Illinois St. vs. Missouri	Sept. 9, 1984
233	Sacramento St. vs. Northern Ariz.	Nov. 29, 1997
230	Northern Ariz. vs. Sacramento St.	Nov. 29, 1997
221	Xavier vs. Dayton	Oct. 3, 2000
217	Wyoming vs. St. Mary's (Cal.)	Sept. 20, 1996
212	Missouri St. vs. Illinois St.	Nov. 24, 2000
212	Brigham Young vs. Utah	Nov. 6, 1991
208	Sacramento St. vs. Weber St.	Sept. 16, 2000
208	Colorado vs. Texas Tech.	Oct. 6, 1999
208	Ball St. vs. Miami (Ohio)	Sept. 30, 1998
206	Colorado vs. Texas A&M	Nov. 1, 2000
206	Brown vs. Yale	Oct. 22, 1999
205	Furman vs. Davidson	Nov. 19, 2000
204	Texas A&M vs. Colorado	Nov. 1, 2000
204	Morehead St. vs. Penn	Sept. 16, 2000
204	Wis.-Milwaukee vs. Butler	Oct. 3, 1997
204	Hawaii vs. Pacific	Nov. 10, 1984

TOTAL ATTEMPTS, FOUR-GAME MATCH

No.	Team vs. Opponent	Date
318	Austin Peay vs. Eastern Ill.	Sept. 29, 2000
301	Auburn vs. Mississippi St.	Nov. 12, 1995
300	Butler vs. Wright St.	Oct. 16, 1998
299	Cincinnati vs. Evansville	Sept. 25, 1993
297	Eastern Ill. vs. Austin Peay	Sept. 29, 2000
283	Morehead St. vs. Austin Peay	Oct. 25, 1997
281	Santa Clara vs. Sacramento St.	Sept. 12, 2000
281	Dartmouth vs. Princeton	Nov. 13, 1998
281	Loyola Marymount vs. Sacramento St.	Sept. 16, 1995
280	St. Mary's (Cal.) vs. Portland	Oct. 9, 1999
279	Wright St. vs. Butler	Oct. 16, 1998
278	Southeast Mo. St. vs. UTEP	Sept. 9, 2000
278	Murray St. vs. Morehead St.	Oct. 24, 1998
277	Lamar vs. Texas-Arlington	Oct. 14, 2000
275	Georgia Tech vs. Wake Forest	Oct. 20, 2000
275	Colorado vs. Iowa St.	Nov. 24, 1995

TOTAL ATTEMPTS, FIVE-GAME MATCH

No.	Team vs. Opponent	Date
359	Sacramento St. vs. Eastern Wash.	Sept. 30, 1999
344	Cincinnati vs. Northeastern Ill.	Sept. 24, 1993
342	Portland vs. Oregon St.	Oct. 15, 1991
340	Eastern Wash. vs. Sacramento St.	Sept. 30, 1999
338	Loyola Marymount vs. Portland	Oct. 25, 1990
329	Miami (Ohio) vs. Eastern Mich.	Nov. 24, 1990
329	Hawaii vs. Cal Poly	Nov. 7, 1988
328	UC Santa Barb. vs. Cal Poly	Dec. 2, 1989
323	Kansas vs. Notre Dame	Sept. 20, 1986
316	Hawaii vs. Brigham Young	Nov. 28, 1998
315	Sacramento St. vs. Montana St.	Oct. 22, 1999
314	Indiana vs. Iowa	Nov. 5, 1988
313	Oregon St. vs. Portland	Oct. 15, 1991
311	UNC Asheville vs. UMBC	Nov. 10, 1996
311	Arkansas St. vs. La.-Lafayette	Oct. 6, 1984

HITTING PERCENTAGE, THREE-GAME MATCH* (Min. 15 attempts per game)

Pct.	(K-E/TA)	Team vs. Opponent	Date
.800	(45-5/50)	Colorado St. vs. Loyola Marymount	Sept. 4, 1987
.724	(39-2/51)	Mercer vs. Savannah St.	Oct. 4, 2001
.716	(56-3/74)	Marshall vs. Savannah St.	Sept. 13, 2003
.709	(40-1/55)	Fairfield vs. Iona	Nov. 3, 1999
.691	(43-5/55)	Pittsburgh vs. Savannah St.	Sept. 13, 2002
.689	(33-2/45)	Northwestern vs. Towson	Sept. 18, 1998
.673	(35-2/49)	American vs. Coppin St.	Oct. 8, 1998
.661	(40-1/59)	Oregon vs. Fresno St.	Oct. 10, 1986
.657	(49-3/70)	Hawaii vs. Cal St. Fullerton	Oct. 2, 1987
.646	(45-3/65)	New Orleans vs. Louisiana Tech.	Oct. 19, 1990
.646	(33-2/48)	UNI vs. Tulsa	Sept. 9, 1995
.638	(33-3/47)	Kansas St. vs. UMKC	Sept. 2, 1987
.635	(42-2/63)	Illinois vs. Northeastern Ill.	Sept. 1, 1992
.631	(48-7/65)	Central Conn. St. vs. St. Francis (Pa.)	Sept. 26, 1993
.630	(36-2/54)	Hawaii vs. Prairie View	Dec. 2, 1999
.625	(34-4/48)	LSU vs. South Carolina	Oct. 13, 1991
.609	(28-0/46)	Northwestern vs. Michigan	Oct. 3, 1987

HITTING PERCENTAGE, FOUR-GAME MATCH* (Min. 15 attempts per game)

Pct.	(K-E/TA)	Team vs. Opponent	Date
.529	(102-20/155)	New Hampshire vs. St. Peter's	Sept. 22, 2000
.490	(61-12/100)	Idaho St. vs. Montana St.	Oct. 11, 1986
.488	(73-11/127)	Texas Tech vs. Liberty	Sept. 4, 2000
.479	(56-11/94)	Seton Hall vs. Villanova	Oct. 20, 1990
.473	(54-11/91)	Ga. Southern vs. Winthrop	Sept. 24, 1993
.465	(79-13/142)	Arkansas St. vs. New Orleans	Nov. 19, 1999
.462	(55-13/91)	Toledo vs. Tulsa	Sept. 17, 1988
.459	(37-9/61)	Virginia vs. George Mason	Sept. 22, 1990
.459	(68-7/133)	Minnesota vs. New Mexico St.	Sept. 9, 1988
.457	(67-14/116)	Wisconsin vs. North Carolina	Oct. 19, 1985
.456	(64-12/114)	Brigham Young vs. Toledo	Sept. 4, 1999
.453	(83-16/148)	Maryland vs. Duke	Oct. 25, 1996
.450	(60-15/100)	UTSA vs. TCU	Aug. 31, 1996
.442	(59-9/113)	South Ala. vs. Troy	Oct. 29, 1996
.438	(63-14/112)	Hawaii vs. San Diego St.	Oct. 3, 1987

HITTING PERCENTAGE, FIVE-GAME MATCH*

(Min. 15 attempts per game)

Pct.	(K-E/TA)	Team vs. Opponent	Date
.485	(53-3/103)	Santa Clara vs. Missouri St.	Sept. 25, 1993
.477	(73-11/130)	Michigan St. vs. South Ala.	Sept. 15, 1989
.444	(54-10/99)	St. Mary's (Cal.) vs. Chaminade	Sept. 13, 1991
.420	(81-8/174)	Charlotte vs. South Ala.	Nov. 13, 1986
.411	(65-7/141)	Hawaii vs. Western Mich.	Sept. 18, 1984
.404	(83-9/183)	Arkansas vs. Georgia	Oct. 11, 1996
.400	(80-10/175)	Minnesota vs. Illinois	Oct. 23, 1982
.399	(91-22/173)	East Tenn. St. vs. Western Caro.	Nov. 12, 1989
.396	(78-15/159)	Bowling Green vs. Texas-Arlington	Dec. 5, 1992
.392	(58-9/125)	Iowa St. vs. Neb.-Omaha	Sept. 5, 1988
.389	(60-16/113)	Morgan St. vs. Robert Morris	Sept. 3, 1999
.387	(81-21/155)	San Diego St. vs. Pepperdine	Sept. 17, 1983

*Hitting percentage is derived by subtracting errors from kills and dividing that remainder by total attempts.

Setting

ASSISTS, THREE-GAME MATCH

No.	Team vs. Opponent	Date
87	Illinois St. vs. Missouri	Sept. 9, 1984
84	Southern California vs. Washington St.	Oct. 11, 1996
82	Pacific vs. Florida	Dec. 11, 1999
82	Colorado vs. Oklahoma	Oct. 31, 1997
81	Seton Hall vs. St. Peter's	Sept. 17, 1988
80	Colorado vs. Texas Tech	Oct. 6, 1999
80	Wisconsin vs. San Diego	Dec. 5, 1998
79	Colorado vs. Missouri	Nov. 25, 2000
79	Brigham Young vs. Stanford	Dec. 12, 1986
78	Ball St. vs. Western Mich.	Nov. 27, 1999
78	Michigan vs. Illinois	Oct. 11, 1997
77	Santa Clara vs. St. Mary's (Cal.)	Oct. 13, 2000
76	Kansas St. vs. Kansas	Oct. 4, 2000
75	Akron vs. Miami (Ohio)	Nov. 17, 2000
75	UCLA vs. Pepperdine	Dec. 9, 1999
75	San Diego St. vs. Fresno St.	Nov. 27, 1996
75	Miami (Ohio) vs. Eastern Mich.	Nov. 16, 1996
75	Ill.-Chicago vs. Wright St.	Nov. 16, 1996

ASSISTS, FOUR-GAME MATCH

No.	Team vs. Opponent	Date
109	UC Irvine vs. UTSA	Sept. 7, 2000
105	Eastern Ill. vs. Austin Peay	Sept. 29, 2000
104	Texas A&M vs. Texas	Oct. 18, 2000
104	Long Beach St. vs. UC Santa Barb.	Sept. 30, 1999
100	Baylor vs. Temple	Dec. 3, 1999
100	Purdue vs. Michigan	Nov. 22, 1996
100	San Diego St. vs. Colorado St.	Nov. 13, 1993
99	Washington St. vs. Southern California	Oct. 24, 1992
98	Georgia Tech vs. Wake Forest	Oct. 20, 2000
98	Murray St. vs. Southeast Mo. St.	Oct. 15, 1999
98	Northern Ill. vs. Virginia Tech	Sept. 4, 1999
98	Texas Tech vs. Baylor	Nov. 28, 1996
96	Loyola Marymount vs. San Francisco	Oct. 16, 1992
95	Austin Peay vs. Eastern Ill.	Sept. 29, 2000
95	Kansas St. vs. Cal St. Northridge	Dec. 4, 1996

ASSISTS, FIVE-GAME MATCH

No.	Team vs. Opponent	Date
116	Nebraska vs. Texas	Nov. 5, 1988
114	Pepperdine vs. Rhode Island	Dec. 2, 1995
112	Miami (Ohio) vs. Eastern Mich.	Nov. 24, 1990
112	UCLA vs. Stanford	Oct. 19, 1990
111	Oral Roberts vs. SMU	Nov. 8, 2000
111	Kansas St. vs. Illinois	Sept. 19, 1998
111	Stanford vs. UCLA	Oct. 19, 1990
109	Southern California vs. Pacific	Nov. 28, 1998
109	Indiana vs. Purdue	Nov. 7, 1998
108	Colorado vs. Texas Tech	Nov. 13, 1999
108	Southern California vs. UCLA	Nov. 20, 1985
107	Hawaii vs. Brigham Young	Nov. 28, 1998
106	Georgia Tech vs. North Carolina	Nov. 11, 2000
106	Baylor vs. Texas	Nov. 3, 1999
106	Hawaii vs. Cal Poly	Nov. 7, 1988
105	North Carolina vs. Georgia Tech	Nov. 11, 2000
105	Pacific vs. Michigan	Dec. 4, 1999
105	Northern Ariz. vs. Montana St.	Sept. 17, 1998
105	San Diego St. vs. UC Santa Barb.	Nov. 20, 1986
105	Northwestern vs. Michigan St.	Oct. 24, 1986

Service

SERVICE ACES, THREE-GAME MATCH

No.	Team vs. Opponent	Date
30	Albany (N.Y.) vs. Wagner	Sept. 27, 2002
29	Buffalo vs. Niagara	Sept. 18, 1991
28	Navy vs. Coppin St.	Sept. 3, 2002
28	Stetson vs. Savannah St.	Oct. 10, 2001
28	Centenary (La.) vs. LSU-Shreveport	Nov. 2, 1992
27	Delaware St. vs. Md.-East. Shore	Sept. 1, 2000
25	Coppin St. vs. Md.-East. Shore	Sept. 14, 2000
25	Oral Roberts vs. Lincoln Memorial	Oct. 5, 1991
25	Ga. Southern vs. Savannah St.	Oct. 9, 1990
25	Duke vs. Western Caro.	Oct. 5, 1989
24	Lafayette vs. Delaware St.	Sept. 13, 2003
24	Minnesota vs. Georgetown	Sept. 1, 1989
24	Charlotte vs. Catawba	Oct. 17, 1985
23	UNC Greensboro vs. Md.-East. Shore	Sept. 11, 1999
22	Lafayette vs. Coppin St.	Sept. 5, 2003
22	Hampton vs. Coppin St.	Sept. 27, 1997
22	Virginia Tech vs. Davidson	Sept. 18, 1989
22	La.-Monroe vs. Southern U.	Oct. 9, 1985
21	Army vs. Wagner	Oct. 13, 2004
21	Marshall vs. Savannah St.	Sept. 13, 2003
21	Marshall vs. High Point	Sept. 12, 2003
21	Florida A&M vs. Delaware St.	Nov. 16, 2001
21	Hofstra vs. Maine	Oct. 10, 1999
21	Duquesne vs. Robert Morris	Sept. 21, 1993
21	South Fla. vs. Charlotte	Oct. 11, 1990
21	Southern Miss. vs. Mississippi Val.	Oct. 16, 1989
21	LSU vs. Mississippi St.	Nov. 12, 1987
21	Oklahoma vs. Oral Roberts	Oct. 2, 1986

SERVICE ACES, FOUR-GAME MATCH

No.	Team vs. Opponent	Date
26	UNI vs. Winona St.	Nov. 6, 1991
26	Charlotte vs. Wake Forest	Nov. 7, 1985
25	Southern U. vs. Dillard	Sept. 5, 2000
25	Wisconsin vs. Ill.-Chicago	Sept. 7, 1983
24	Seton Hall vs. Army	Sept. 9, 1993
24	Cornell vs. St. Francis (Pa.)	Oct. 8, 1988
24	Ga. Southern vs. Armstrong Atlantic	Oct. 4, 1988
24	Hofstra vs. Lehigh	Oct. 2, 1988
24	Cincinnati vs. Akron	Sept. 12, 1986
23	Winthrop vs. N.C. A&T	Sept. 8, 1998
23	Florida vs. South Fla.	Nov. 2, 1987
23	LSU vs. Tulane	Sept. 22, 1987
23	Kansas St. vs. Tulsa	Sept. 19, 1987

SERVICE ACES, FIVE-GAME MATCH

No.	Team vs. Opponent	Date
34	Duquesne vs. Niagara	Sept. 27, 1991
33	Michigan St. vs. Minnesota	Oct. 7, 1983
32	La.-Monroe vs. Southeastern La.	Oct. 9, 1984
31	New Orleans vs. Southeastern La.	Sept. 20, 1983
31	New Orleans vs. Southern U.	Sept. 9, 1983
27	Lipscomb vs. Radford	Aug. 29, 2003
26	Ga. Southern vs. Augusta St.	Sept. 27, 1990
26	Clemson vs. Augusta St.	Sept. 5, 1989
25	New Mexico vs. Arizona St.	Sept. 7, 1984
24	North Carolina vs. La Salle	Sept. 28, 1991
24	Morehead St. vs. Jacksonville	Oct. 12, 1989
24	East Tenn. St. vs. Marshall	Oct. 15, 1988
24	Auburn vs. Tuskegee	Oct. 7, 1986
24	Texas vs. Northwestern	Oct. 2, 1982

Defense

DIGS, THREE-GAME MATCH

No.	Team vs. Opponent	Date
130	Brigham Young vs. Utah	Nov. 6, 1991
130	Cincinnati vs. North Carolina	Oct. 19, 1985
123	Coastal Caro. vs. Elon	Oct. 7, 2000
121	Texas Southern vs. Prairie View	Oct. 26, 1999
120	Ga. Southern vs. Florida A&M	Oct. 7, 1989
118	Santa Clara vs. Wyoming	Sept. 6, 1986
117	Houston vs. Southern Miss.	Oct. 5, 2002
117	Prairie View vs. Texas Southern	Oct. 26, 1999
117	Wis.-Milwaukee vs. Butler	Oct. 3, 1997

No.	Team vs. Opponent	Date
114	Iowa St. vs. Michigan	Sept. 21, 1985
111	Northern Ariz. vs. Sacramento St.	Nov. 29, 1997
110	Sacramento St. vs. Northern Ariz.	Nov. 29, 1997
108	Morehead St. vs. Penn	Sept. 16, 2000
108	Oklahoma vs. Kansas	Oct. 24, 1986
106	Eastern Mich. vs. Portland	Sept. 16, 2000
105	Southern Miss. vs. La.-Lafayette	Oct. 10, 1985

DIGS, FOUR-GAME MATCH

No.	Team vs. Opponent	Date
180	Santa Clara vs. Pepperdine	Oct. 10, 1991
166	Morehead St. vs. Austin Peay	Oct. 25, 1997
162	Wisconsin vs. Michigan	Sept. 21, 1985
161	Southern Ill. vs. Alabama	Sept. 9, 1990
159	American vs. James Madison	Nov. 22, 1991
152	Eastern Ill. vs. Austin Peay	Sept. 29, 2000
145	UNC Asheville vs. Tennessee	Nov. 1, 1997
144	Austin Peay vs. Eastern Ill.	Sept. 29, 2000
144	Wright St. vs. Butler	Oct. 16, 1998
144	Duke vs. Kentucky	Nov. 26, 1994
144	Washington St. vs. Southern California	Oct. 24, 1992
141	Eastern Ill. vs. Eastern Ky.	Nov. 15, 1996
140	Arkansas St. vs. Texas Tech	Oct. 5, 1991
138	Hartford vs. Connecticut	Sept. 11, 1993
138	UCLA vs. UC Santa Barb.	Oct. 13, 1987
137	Butler vs. Wright St.	Oct. 16, 1998
137	Akron vs. Buffalo	Oct. 3, 1998
137	Eastern Ill. vs. Tennessee Tech	Sept. 18, 1998
137	Connecticut vs. Villanova	Oct. 11, 1996
137	Hawaii vs. Cal Poly	Nov. 8, 1988

DIGS, FIVE-GAME MATCH

No.	Team vs. Opponent	Date
223	Hawaii vs. Cal Poly	Nov. 7, 1988
214	Canisius vs. Mercyhurst	Sept. 13, 1990
198	Oregon St. vs. Portland	Oct. 15, 1991
196	Western Ky. vs. Arkansas St.	Nov. 17, 1991
192	North Carolina St. vs. Georgetown	Sept. 16, 1994
186	Portland vs. Oregon St.	Oct. 15, 1991
183	St. Mary's (Cal.) vs. Portland	Oct. 14, 1989
182	Eastern Wash. vs. Sacramento St.	Sept. 30, 1999
181	Loyola Marymount vs. Portland	Oct. 25, 1990
180	UMKC vs. North Texas	Sept. 30, 1989
177	UC Santa Barb. vs. Cal Poly	Dec. 2, 1989
175	Michigan vs. Wisconsin	Sept. 21, 1985
174	Eastern Ill. vs. Wichita St.	Nov. 3, 1989

SEASON RECORDS

Attack

KILLS (1981-2000)

Team	Year	Games	Kills
Kentucky	1983	194	2,875
Akron	1990	197	2,684
LSU	1982	200	2,583
Northwestern	1981	193	2,579
Georgia Tech	1996	140	2,551
Akron	1989	189	2,548
LSU	1983	—	2,486
UCLA	1990	138	2,458
Brigham Young	1984	157	2,451
San Diego St.	1984	166	2,435
Brigham Young	1985	156	2,397
UCLA	1986	141	2,364
Col. of Charleston	1991	187	2,359
LSU	1986	165	2,359
UCF	1995	141	2,347
Brigham Young	1986	148	2,332
Delaware	1994	181	2,327

KILLS WITH 30-POINT SCORING FORMAT (2001-PRESENT)

Team	Year	Games	Kills
Minnesota	2004	139	2,458
Georgia Tech	2002	145	2,423
Georgia Tech	2003	129	2,355
Temple	2002	138	2,271
Hawaii	2003	125	2,270

Team	Year	Games	Kills
South Fla.	2002	136	2,270
Winthrop	2002	144	2,267
Western Ky.	2002	140	2,251
UCF	2002	140	2,249
Minnesota	2003	134	2,228
Long Island	2004	140	2,226
Ohio St.	2004	120	2,204
Memphis	2003	135	2,204
Memphis	2004	136	2,187
DePaul	2001	129	2,170
UC Irvine	2003	133	2,164
Stanford	2004	133	2,158
North Carolina	2002	131	2,156
Maryland	2003	133	2,132
Ohio	2005	120	2,125
Georgia Tech	2004	114	2,125

KILLS PER GAME (1981-2000)

Team	Year	Games	Kills	Avg.
Santa Clara	2000	117	2,262	19.33
Colorado	1998	107	2,034	19.01
Texas A&M	2000	98	1,862	19.00
Pepperdine	1996	93	1,763	18.96
UCLA	1997	110	2,047	18.61
Pacific	2000	103	1,915	18.59
Ohio St.	1995	103	1,915	18.59
Colorado	1996	103	1,909	18.53
Illinois	1998	120	2,220	18.50
Illinois	1995	122	2,251	18.45
UCLA	2000	124	2,282	18.40
Long Beach St.	1999	118	2,168	18.37
Southern California	1998	107	1,960	18.32
Kansas St.	1998	109	1,993	18.28
Georgia Tech	1996	140	2,551	18.22
Georgia Tech	1992	115	2,094	18.21
UCLA	1992	109	1,978	18.15
Pepperdine	1997	113	2,043	18.08
Hawaii	1998	124	2,237	18.04
Colorado	1999	110	1,983	18.03

KILLS PER GAME WITH 30-POINT SCORING FORMAT (2001-PRESENT)

Team	Year	Games	Kills	Avg.
Georgia Tech	2004	114	2,125	18.64
Ohio St.	2004	120	2,204	18.37
Georgia Tech	2003	129	2,355	18.26
Hawaii	2002	114	2,074	18.19
Hawaii	2003	125	2,270	18.16
San Diego	2004	109	1,947	17.86
Ohio	2005	120	2,125	17.71
Southern California	2003	113	2,001	17.71
Minnesota	2004	139	2,458	17.68
Missouri	2004	103	1,820	17.67
Pepperdine	2001	89	1,571	17.65
Southern California	2002	107	1,884	17.61
Washington	2005	108	1,892	17.52
Ohio St.	2001	108	1,890	17.50
Texas A&M	2001	112	1,960	17.50
Penn St.	2004	109	1,906	17.49
Northern Ill.	2001	105	1,834	17.47
Hawaii	2001	120	2,092	17.43

TOTAL ATTEMPTS (1981-2000)

Team	Year	Games	TA
Akron	1990	197	7,055
Delaware	1994	181	6,904
Akron	1988	192	6,614
LSU	1983	—	6,571
Kentucky	1983	194	6,558
Akron	1989	189	6,485
Northwestern	1981	193	6,435
Loyola Marymount	1990	143	6,391
LSU	1982	—	6,297
Chattanooga	1996	149	6,280
Morehead St.	1993	148	6,225
Davidson	2000	136	6,214
Georgia Tech	1996	140	6,167
Col. of Charleston	1991	187	6,162
Washington St.	1988	148	6,060
Sam Houston St.	1996	145	6,045
Eastern Ill.	1997	133	6,025
Iowa	1988	136	6,015

Team	Year	Games	TA
Sacramento St.	1999	124	5,997
UNC Asheville	1996	138	5,983
Nicholls St.	1990	147	5,956

TOTAL ATTEMPTS WITH 30-POINT SCORING FORMAT (2001-PRESENT)

Team	Year	Games	TA
Minnesota	2004	139	6,109
Ball St.	2003	129	5,858
Georgia Tech	2002	145	5,747
Winthrop	2002	144	5,704
UCF	2002	140	5,646
Long Island	2004	140	5,600
Western Ky.	2002	140	5,538
Belmont	2005	137	5,487
UC Irvine	2003	133	5,486
Dayton	2003	131	5,474
Morehead St.	2002	117	5,412
Penn St.	2003	129	5,335
Maryland	2003	133	5,329
Eastern Ky.	2003	128	5,319
Valparaiso	2004	122	5,309
Missouri St.	2004	120	5,274
South Fla.	2002	136	5,265
UCLA	2003	122	5,261
Rice	2002	129	5,226
Valparaiso	2005	120	5,221
Notre Dame	2005	124	5,215
Purdue	2004	122	5,179
Temple	2005	133	5,178

ATTEMPTS PER GAME (1981-2000)

Team	Year	Games	TA	Avg.
Ohio St.	1985	107	5,236	48.93
Sacramento St.	1999	124	5,997	48.36
Montana	1999	107	5,132	47.96
Clemson	1986	124	5,846	47.15
Sacramento St.	1996	126	5,939	47.13
Texas A&M	2000	98	4,613	47.07
Pepperdine	1996	93	4,361	46.89
New Mexico	1996	105	4,920	46.86
Colorado	1996	103	4,795	46.55
Northern Ariz.	1999	111	5,125	46.17
Creighton	2000	106	4,884	46.08
Austin Peay	1999	129	5,943	46.07
Santa Clara	2000	117	5,386	46.03
Providence	1999	103	4,741	46.03
Indiana	1990	110	5,063	46.03
Eastern Ill.	1998	113	5,186	45.89
Creighton	1999	106	4,848	45.73
Kent St.	1999	120	5,487	45.73
Davidson	2000	136	6,214	45.69
Brown	1999	106	4,835	45.61
Colorado	1993	114	5,193	45.55

ATTEMPTS PER GAME WITH 30-POINT SCORING FORMAT (2001-PRESENT)

Team	Year	Games	TA	Avg.
Ball St.	2003	129	5,858	45.41
Missouri St.	2004	120	5,274	43.96
Minnesota	2004	139	6,109	43.95
Texas A&M	2005	112	4,916	43.89
Valparaiso	2004	122	5,309	43.52
Valparaiso	2005	120	5,221	43.51
Ball St.	2005	115	4,996	43.44
Texas-Arlington	2004	112	4,862	43.41
Creighton	2004	106	4,584	43.25
UCLA	2003	122	5,261	43.12
Robert Morris	2004	117	5,030	42.99
Southern California	2004	108	4,593	42.53
Purdue	2004	122	5,179	42.45
Georgia Tech	2004	114	4,831	42.38
Oral Roberts	2004	122	5,165	42.34
Col. of Charleston	2003	116	4,901	42.25
Pittsburgh	2003	111	4,686	42.22
Notre Dame	2005	124	5,215	42.06
Cincinnati	2002	113	4,749	42.03
Pepperdine	2001	89	3,740	42.02

HITTING PERCENTAGE* (1981-2000)

Team	Year	Games	K-E/TA	Pct.
Hofstra	1983	120	1,317-283/2,546	.406
Florida A&M	1988	98	1,261-368/2,344	.381
Penn St.	1990	140	2,075-504/4,278	.367
St. Mary's (Cal.)	1984	119	1,602-357/3,396	.367
Penn St.	1998	114	1,854-462/4,020	.346
Rhode Island	1984	115	1,445-373/3,112	.344
Long Beach St.	1992	111	1,810-606/3,539	.340
Long Beach St.	1998	116	1,910-562/3,990	.338
Cincinnati	1983	184	1,975-631/3,985	.337
LSU	1991	123	2,052-645/4,231	.333
UCLA	1992	109	1,978-636/4,036	.333
Nebraska	1986	122	1,913-501/4,261	.331
Penn St.	1999	125	2,027-521/4,583	.329
Long Beach St.	1993	110	1,857-629/3,746	.328

HITTING PERCENTAGE* WITH 30-POINT SCORING FORMAT (2001-PRESENT)

Team	Year	Games	K-E/TA	Pct.
Florida A&M	2004	96	1,654-403/3,388	.369
Florida A&M	2003	100	1,688-452/3,394	.364
Long Beach St.	2001	108	1,868-514/3,770	.359
Florida A&M	2001	97	1,540-465/3,148	.341
Southern California	2003	113	2,001-511/4,380	.340
Washington	2005	108	1,892-481/4,178	.338
Hawaii	2003	125	2,270-640/4,849	.336
Florida	2003	117	1,949-563/4,173	.332
Georgia Tech	2003	129	2,355-651/5,151	.331
Florida A&M	2005	91	1,410-406/3,047	.330
Hawaii	2002	114	2,074-578/4,543	.329
Western Ky.	2005	114	1,934-579/4,150	.327
Nebraska	2002	103	1,747-481/3,927	.322
Nebraska	2005	116	1,986-581/4,367	.322
Florida	2002	122	1,981-628/4,249	.318
Louisville	2005	122	2,035-596/4,545	.317
Colorado St.	2001	111	1,918-630/4,097	.314
Louisville	2004	110	1,852-543/4,183	.313
Ohio St.	2004	120	2,204-706/4,789	.313
Stanford	2002	129	2,120-618/4,832	.311

*Hitting percentage is derived by subtracting errors from kills and dividing that remainder by total attempts.

Setting

ASSISTS (1981-2000)

Team	Year	Games	Assists
Kentucky	1983	194	2,435
Akron	1990	192	2,367
Georgia Tech	1996	140	2,263
North Carolina	1985	154	2,246
Brigham Young	1984	157	2,225
UCLA	1990	138	2,192
LSU	1983	199	2,164
Akron	1989	189	2,124
UCLA	2000	124	2,099
Santa Clara	2000	117	2,091
UCF	1995	141	2,079
Sam Houston St.	1994	133	2,068
LSU	1986	165	2,061
Ball St.	1999	128	2,032
Hawaii	1998	124	2,025
UCLA	1986	141	2,017
UCLA	1987	134	2,014
Stanford	1986	126	2,011

ASSISTS WITH 30-POINT SCORING FORMAT (2001-PRESENT)

Team	Year	Games	Assists
Minnesota	2004	139	2,286
Georgia Tech	2002	145	2,226
Georgia Tech	2003	129	2,199
Hawaii	2003	125	2,097
South Fla.	2002	136	2,076
Temple	2002	138	2,073
Minnesota	2003	134	2,065
Western Ky.	2002	140	2,051
Memphis	2003	135	2,037
UCF	2002	140	2,037
Memphis	2004	136	2,034
Ohio St.	2004	120	2,033

Team	Year	Games	Assists
Stanford.....	2004	133	2,022
UC Irvine.....	2003	133	2,002
North Carolina.....	2002	131	1,993
DePaul.....	2001	129	1,993
Ohio.....	2005	120	1,983
Georgia Tech.....	2004	114	1,977
Long Island.....	2004	140	1,967
Winthrop.....	2002	144	1,961

ASSISTS PER GAME (1981-2000)

Team	Year	Games	Assists	Avg.
Santa Clara.....	2000	117	2,091	17.87
Colorado.....	1998	107	1,867	17.45
Texas A&M.....	1995	109	1,721	17.24
Texas A&M.....	2000	98	1,687	17.21
UCLA.....	1997	110	1,886	17.15
Pepperdine.....	1996	93	1,586	17.05
Ohio St.....	1995	103	1,746	16.95
UCLA.....	2000	124	2,099	16.93
Pacific.....	2000	103	1,739	16.88
Kansas St.....	1998	109	1,830	16.79
Colorado.....	1996	103	1,726	16.76
Southern California.....	1998	107	1,789	16.72
Long Beach St.....	1999	118	1,968	16.68
Illinois.....	1998	120	1,994	16.62
Baylor.....	2000	108	1,775	16.44
Colorado.....	1999	110	1,805	16.41
Loyola Marymount.....	1996	103	1,638	16.38
Hawaii.....	1998	124	2,025	16.33
Temple.....	1999	116	1,894	16.33
Illinois.....	1995	122	1,991	16.32

ASSISTS PER GAME WITH 30-POINT SCORING FORMAT (2001-PRESENT)

Team	Year	Games	Assists	Avg.
Georgia Tech.....	2004	114	1,977	17.34
Georgia Tech.....	2003	129	2,199	17.05
Ohio St.....	2004	120	2,033	16.94
Hawaii.....	2003	125	2,097	16.78
Hawaii.....	2002	114	1,906	16.72
Ohio.....	2005	120	1,983	16.53
Minnesota.....	2004	139	2,286	16.45
Southern California.....	2003	113	1,843	16.31
Southern California.....	2002	107	1,743	16.29
Missouri.....	2005	106	1,722	16.25
Penn St.....	2004	109	1,770	16.24
San Diego.....	2004	109	1,763	16.17
Hawaii.....	2001	120	1,940	16.17
Missouri.....	2004	103	1,660	16.12
Southern California.....	2004	108	1,733	16.05
Washington.....	2004	112	1,791	15.99
Washington.....	2005	108	1,727	15.99
Santa Clara.....	2002	113	1,806	15.98
Texas A&M.....	2001	112	1,789	15.97
Santa Clara.....	2005	118	1,884	15.97

Service

SERVICE ACES (1981-2000)

Team	Year	Games	Aces
LSU.....	1983	199	544
Dayton.....	1987	134	510
Northwestern.....	1981	193	510
LSU.....	1985	167	506
LSU.....	1982	—	489
Hofstra.....	1984	144	477
New Orleans.....	1983	137	477
LSU.....	1986	165	472
Ill.-Chicago.....	1985	170	471
Minnesota.....	1981	168	469
LSU.....	1987	141	466
Charlotte.....	1985	151	464
Texas St.....	1984	131	463
Cincinnati.....	1983	—	461

SERVICE ACES WITH 30-POINT SCORING FORMAT (2001-PRESENT)

Team	Year	Games	Aces
Albany (N.Y.).....	2002	115	393
Mississippi Val.....	2005	103	392

Team	Year	Games	Aces
N.C. A&T.....	2001	140	374
Md.-East. Shore.....	2003	130	373
Long Island.....	2002	144	362
Hampton.....	2003	105	358
Albany (N.Y.).....	2003	131	355
Ga. Southern.....	2001	122	347
N.C. A&T.....	2005	142	339
Alabama A&M.....	2002	105	334
American.....	2005	122	307
Hampton.....	2002	111	306
Manhattan.....	2002	117	305
Winthrop.....	2005	115	304
Iona.....	2002	137	303
Towson.....	2001	120	303
Mississippi Val.....	2004	130	302
Albany (N.Y.).....	2004	119	300
American.....	2001	98	298
Marshall.....	2003	144	297
Md.-East. Shore.....	2002	114	297

SERVICE ACES PER GAME (1981-2000)

Team	Year	Games	Aces	Avg.
Dayton.....	1987	134	510	3.81
East Tenn. St.....	1985	92	331	3.60
Texas St.....	1984	131	463	3.53
New Orleans.....	1983	137	477	3.48
Georgia Tech.....	1991	105	364	3.47
UCF.....	1991	129	440	3.41
Hofstra.....	1984	144	477	3.31
LSU.....	1987	141	466	3.30
Ohio St.....	1985	107	352	3.29
Duquesne.....	1991	89	291	3.27

SERVICE ACES PER GAME WITH 30-POINT SCORING FORMAT (2001-PRESENT)

Team	Year	Games	Aces	Avg.
Mississippi Val.....	2005	103	392	3.81
Albany (N.Y.).....	2002	115	393	3.42
Hampton.....	2003	105	358	3.41
Alabama A&M.....	2002	105	334	3.18
American.....	2001	98	298	3.04
Florida A&M.....	2001	97	288	2.97
Md.-East. Shore.....	2003	130	373	2.87
Ga. Southern.....	2001	122	347	2.84
Hampton.....	2002	111	306	2.76
Albany (N.Y.).....	2003	131	355	2.71
N.C. A&T.....	2001	140	374	2.67
Alabama A&M.....	2001	103	275	2.67

Defense

DIGS (1981-2000)

Team	Year	Games	Digs
Akron.....	1989	189	3,342
Akron.....	1990	192	3,323
Delaware.....	1994	181	3,278
Murray St.....	1989	155	3,078
Col. of Charleston.....	1991	187	3,077
UNC Wilmington.....	1992	134	3,072
Clemson.....	1986	124	3,042
Delaware.....	1993	158	3,022
California.....	1985	142	2,956
Murray St.....	1990	142	2,901
Virginia.....	1989	149	2,901
Morehead St.....	1993	148	2,895
Towson.....	1993	131	2,868

DIGS WITH 30-POINT SCORING FORMAT (2001-PRESENT)

Team	Year	Games	Digs
Minnesota.....	2004	139	2,771
Southeastern La.....	2002	116	2,577
North Carolina.....	2005	131	2,529
Eastern Mich.....	2002	120	2,529
Morehead St.....	2002	117	2,499
Southeastern La.....	2003	119	2,481
Eastern Mich.....	2003	123	2,458
Ball St.....	2003	129	2,455
Sacramento St.....	2005	125	2,454

Team	Year	Games	Digs
Temple.....	2002	138	2,449
Fairfield.....	2004	127	2,447
Iona.....	2002	137	2,446
Wis.-Green Bay.....	2003	133	2,443
Western Caro.....	2002	124	2,432
Robert Morris.....	2002	136	2,406
Long Island.....	2004	140	2,399
Valparaiso.....	2003	127	2,396
Sam Houston St.....	2002	126	2,381
Morehead St.....	2001	122	2,380
North Carolina.....	2002	131	2,371

DIGS PER GAME (1981-2000)

Team	Year	Games	Digs	Avg.
Clemson.....	1986	128	3,042	23.77
Duke.....	1994	106	2,446	23.08
UNC Wilmington.....	1992	134	3,072	22.93
Georgia Tech.....	1989	103	2,357	22.88
Iona.....	1994	90	2,026	22.51
Mississippi St.....	1995	125	2,765	22.12
Chattanooga.....	1991	123	2,701	21.96
Towson.....	1993	131	2,868	21.89
Ohio St.....	1985	107	2,331	21.79
Duquesne.....	1991	89	1,938	21.78
Sacramento St.....	1995	133	2,864	21.53

DIGS PER GAME WITH 30-POINT SCORING FORMAT (2001-PRESENT)

Team	Year	Games	Digs	Avg.
Southeastern La.....	2002	116	2,577	22.22
Morehead St.....	2002	117	2,499	21.36
Southeastern La.....	2003	118	2,491	21.11
Eastern Mich.....	2002	120	2,529	21.08
Rider.....	2001	95	1,996	21.01
Princeton.....	2004	108	2,259	20.92
Southeastern La.....	2001	100	2,078	20.78
Texas-Arlington.....	2004	112	2,300	20.54
Col. of Charleston.....	2005	111	2,269	20.44
Eastern Ky.....	2004	115	2,346	20.40
Murray St.....	2005	84	1,687	20.08
Eastern Ill.....	2005	94	1,880	20.00
Eastern Mich.....	2003	123	2,458	19.98
Minnesota.....	2004	139	2,771	19.94
Austin Peay.....	2001	104	2,065	19.86
Duke.....	2004	105	2,082	19.83
Valparaiso.....	2002	116	2,295	19.78
Col. of Charleston.....	2003	116	2,289	19.73
Penn St.....	2004	109	2,145	19.68
UC Santa Barb.....	2002	110	2,162	19.65

Miscellaneous

WINNING PERCENTAGE

Team	Year	W	L	Pct.
Southern California.....	2003	35	0	1.000
Nebraska.....	2000	34	0	1.000
Long Beach St.....	1998	36	0	1.000
Penn St.....	1990	44	1	.978
Arkansas St.....	1988	41	1	.976
Penn St.....	1999	36	1	.973
UCLA.....	1990	36	1	.973
Penn St.....	1998	35	1	.972
UCLA.....	1988	34	1	.971
Long Beach St.....	2001	33	1	.971
UCLA.....	1992	33	1	.971
Hawaii.....	1982	33	1	.971
Purdue.....	1981	33	1	.971
Washington.....	2005	32	1	.970
Nebraska.....	1995	32	1	.970
Stanford.....	1994	32	1	.970
Western Mich.....	1983	32	1	.970
Southern California.....	2002	31	1	.969
Hawaii.....	1995	31	1	.969
Hawaii.....	2004	30	1	.968
UNL.....	1999	30	1	.968
Florida.....	1996	37	2	.949
Hawaii.....	1987	37	2	.949
Florida.....	2003	36	2	.947
Hawaii.....	2003	36	2	.947
Long Beach St.....	1991	36	2	.947

CONSECUTIVE WINNING SEASONS

No.	Team	Year
25	*Hawaii.....	1981-05
25	*Nebraska.....	1981-05
25	*Pacific.....	1981-05
25	*Penn St.....	1981-05
25	*Stanford.....	1981-05
25	*UCLA.....	1981-05
21	*UNL.....	1985-05
21	Houston.....	1982-02
21	Brigham Young.....	1981-01
20	Pittsburgh.....	1981-00
19	*Long Beach St.....	1987-05
19	Texas.....	1981-99
16	Colgate.....	1981-96
15	*Ball St.....	1991-05
15	*Florida.....	1991-05
15	*Texas A&M.....	1991-05
15	Georgia.....	1981-95

*Active streak.

CONSECUTIVE NON-LOSING SEASONS

No.	Team	Year
25	*Hawaii.....	1981-05
25	*Nebraska.....	1981-05
25	*UNL.....	1981-05
25	*Pacific.....	1981-05
25	*Penn St.....	1981-05
25	*Stanford.....	1981-05
25	*UCLA.....	1981-05
21	Houston.....	1982-02
21	Brigham Young.....	1981-01
20	Pittsburgh.....	1981-00
19	*Long Beach St.....	1987-05
19	Texas.....	1981-99
17	*Ball St.....	1989-05
16	Colgate.....	1981-96
15	*Florida.....	1991-05
15	*Texas A&M.....	1991-05
15	Georgia.....	1981-95

*Active streak.

MATCHES WON

No.	Team	Year
60	Texas.....	1981
54	Central Mich.....	1981
48	Akron.....	1989
47	Akron.....	1983
47	Cornell.....	1981
47	Northwestern.....	1981
46	Georgia.....	1981
44	Penn St.....	1990
44	Kentucky.....	1983
44	UCLA.....	1983
44	Penn St.....	1981
43	Arkansas St.....	1989
43	LSU.....	1982
43	Florida St.....	1981

MATCHES LOST

No.	Team	Year
40	Oklahoma.....	1981
39	Kent St.....	1982
37	Seton Hall.....	1986
36	Cleveland St.....	1987
35	Chattanooga.....	1994
35	Charlotte.....	1984
35	Towson.....	1981
33	Central Conn. St.....	1989
33	Utah St.....	1985
33	Mississippi St.....	1982

CONSECUTIVE MATCHES WON

No.	Team	Dates of Streak
52	Southern California.....	Nov. 8, 2002-Sept. 10, 2004
44	Penn St.....	Aug. 31, 1990-Dec. 7, 1990
43	UCLA.....	Nov. 16, 1991-Dec. 17, 1992
42	Long Beach St.....	Aug. 28, 1998-Sept. 10, 1999
37	Florida.....	Aug. 24-Dec. 19, 1996
36	Florida.....	Aug. 23-Dec. 18, 2003
36	Nebraska.....	Sept. 1, 2000-Sept. 1, 2001
36	Penn St.....	Aug. 28-Dec. 18, 1999
35	Penn St.....	Sept. 4-Dec. 17, 1998
34	Arkansas St.....	Sept. 16-Dec. 1, 1989

No.	Team	Dates of Streak
34	Pacific	Oct. 12, 1986-Oct. 3, 1987
33	Purdue	Sept. 11-Dec. 12, 1982
33	Long Beach St.	Aug. 31-Dec. 13, 2001
32	Nebraska	Sept. 1, 1995-Aug. 23, 1996
31	Hawaii	Sept. 1-Dec. 3, 1995
31	Nebraska	Sept. 3-Dec. 9, 1994
31	Florida	Sept. 11-Dec. 17, 1992
30	UNI	Sept. 1-Dec. 3, 1999
30	Hawaii	Sept. 15-Nov. 11, 1981

CONSECUTIVE GAMES WON

No.	Team	Dates of Streak
105	Florida	Aug. 23-Dec. 18, 2003
69	Long Beach St.	Oct. 2-Dec. 19, 1998
59	Penn St.	Oct. 10-Dec. 17, 1998
56	Arkansas	Oct. 10-Dec. 6, 1997
54	Florida	Sept. 21-Nov. 18, 2001
53	Texas St.	Oct. 4-Nov. 18, 1986
50	Pacific	Sept. 28-Nov. 24, 2000
50	Oral Roberts	Sept. 12-Oct. 29, 1998
48	Ohio	Sept. 25-Nov. 20, 2004
45	UCLA	Oct. 3-Nov. 14, 1992
41	Texas St.	Sept. 16-Oct. 21, 2000
41	Florida	Oct. 8-Nov. 20, 1999
39	Stanford	Oct. 22-Dec. 9, 1995
38	Southern California	Sept. 1-Oct. 6, 2000
38	Long Beach St.	Nov. 4-Dec. 18, 1997
37	Florida	Oct. 18-Nov. 24, 2002
37	Colorado St.	Sept. 27-Nov. 2, 2001
37	Arkansas	Oct. 23-Nov. 21, 1998
37	Arkansas	Sept. 17-Oct. 18, 1998
37	Long Beach St.	Oct. 22-Dec. 10, 1993
37	UCF	Sept. 11-Oct. 1, 1993

CONSECUTIVE HOME-COURT MATCHES WON

No.	Team	Dates of Streak
87	Penn St.	Nov. 25, 1995-Sept. 16, 2000
74	UNI	Nov. 1, 1997-Sept. 18, 2004
63	Nebraska	Sept. 29, 1999-Dec. 14, 2002
58	Florida	Oct. 14, 1990-Sept. 4, 1994
57	Long Beach St.	Nov. 14, 1996-Nov. 11, 1999
56	Oral Roberts	Nov. 13, 1993-Nov. 2, 1999
55	Hawaii	Oct. 23, 1986-Nov. 11, 1989
52	UCLA	Oct. 28, 1987-Oct. 26, 1991
50	Stanford	Nov. 19, 1993-Aug. 23, 1997
50	UNI	Oct. 10, 1992-Oct. 4, 1996
49	Idaho	Nov. 14, 1992-Sept. 17, 1996
45	Florida	Sept. 28, 2001-Sept. 17, 2004
45	Stanford	Sept. 19, 1997-Dec. 10, 1999
44	Colorado St.	Sept. 6, 1998-Nov. 18, 2000
43	Nebraska	Sept. 5, 1992-Dec. 18, 1994
42	Ball St.	Sept. 17, 1999-Nov. 20, 2001
42	Penn St.	Sept. 23, 1989-Sept. 27, 1991

CONSECUTIVE ROAD MATCHES WON

(Includes neutral site matches)

No.	Team	Dates of Streak
40	Southern California	Nov. 15, 2001-Sept. 10, 2004
32	Western Mich.	Sept. 9, 1983-Oct. 29, 1985
29	Nebraska	Sept. 2, 1994-Aug. 23, 1996
26	Purdue	Oct. 20, 1981-Nov. 13, 1983
21	Hawaii	Sept. 14, 1995-Nov. 29, 1996
20	Long Beach St.	Sept. 6-Nov. 25, 1996
19	Florida	Aug. 24-Dec. 19, 1996
19	Akron	Sept. 15-Oct. 28, 1989
18	UNI	Sept. 1-Dec. 3, 1999
18	Long Beach St.	Aug. 28, 1998-Sept. 7, 1999
18	UNI	Sept. 4-Nov. 21, 1998
18	Cal St. Northridge	Sept. 21-Oct. 30, 1984
17	Eastern Wash.	Aug. 30-Oct. 19, 2002
17	George Washington	Sept. 1994-Sept. 1995
16	Georgia Tech	Aug. 30-Sept. 29, 1996
16	New Mexico	Nov. 10, 1987-Oct. 22, 1988

CONSECUTIVE CONFERENCE MATCHES WON

(Includes all matches versus conference opponents)

No.	Team	Dates of Streak	Conference
128	Hawaii	Oct. 10, 1998-present	Western Athletic
121	Florida	Sept. 25, 1998-Nov. 12, 2004	Southeastern
106	Western Mich.	Oct. 15, 1982-Nov. 11, 1989	Mid-American
79	Notre Dame	Oct. 18, 1991-Oct. 4, 1998	Midwestern Collegiate/ Big East
78	American	Oct. 14, 2000-Oct. 7, 2005	Colonial/Patriot

No.	Team	Dates of Streak	Conference
78	Nebraska	Oct. 7, 1999-Oct. 8, 2003	Big 12
71	Nebraska	Oct. 23, 1982-Nov. 21, 1987	Big Eight
69	UNI	Sept. 18, 1998-Oct. 13, 2001	Missouri Valley
68	Nebraska	Oct. 5, 1988-Nov. 28, 1992	Big Eight
67	Texas	Nov. 12, 1984-Oct. 21, 1991	Southwest
65	UCF	Oct. 15, 1992-Oct. 2, 1998	Trans America
63	Texas-Arlington	Sept. 29, 1985-Oct. 18, 1991	Southland
53	Florida	Nov. 15, 1994-Nov. 22, 1997	Southeastern
51	Ball St.	Oct. 23, 1992-Sept. 12, 1995	Mid-American
49	Florida	Oct. 2, 1992-Nov. 13, 1994	Southeastern
49	Northern Ill.	Oct. 24, 1991-Oct. 25, 1994	Mid-American
45	Stanford	Oct. 30, 1996-Nov. 22, 1998	Pacific-10
43	UNI	Sept. 23, 1994-Sept. 27, 1996	Missouri Valley
43	Purdue	Nov. 7, 1981-Nov. 19, 1983	Big Ten

CONSECUTIVE REGULAR-SEASON CONFERENCE MATCHES WON

No.	Team	Dates of Streak	Conference
145	Florida	Sept. 20, 1995-Nov. 12, 2004	Southeastern
125	Hawaii	Oct. 10, 1998-present	Western Athletic
99	Western Mich.	Oct. 15, 1982-Nov. 11, 1989	Mid-American
78	Nebraska	Oct. 7, 1999-Oct. 8, 2003	Big 12
70	American	Nov. 3, 2000-Oct. 8-2005	Colonial/Patriot
67	Texas	Nov. 12, 1984-Oct. 21, 1991	Southwest
66	UNI	Nov. 8, 1997-Oct. 13, 2001	Missouri Valley
62	Notre Dame	Oct. 18, 1991-Oct. 4, 1998	Midwestern Collegiate/ Big East
61	Nebraska	Oct. 5, 1988-Oct. 2, 1993	Big Eight
58	Texas-Arlington	Oct. 9, 1982-Oct. 18, 1991	Southland
54	Arkansas St.	Nov. 3, 1990-Oct. 2, 1997	American South/ Sun Belt
53	Hawaii	Nov. 11, 1994-Oct. 9, 1998	Big West/ Western Athletic
52	Nebraska	Sept. 12, 1983-Nov. 14, 1987	Big Eight
50	Penn St.	Nov. 4, 1983-Sept. 27, 1991	Atlantic 10/Big Ten
45	Ball St.	Oct. 23, 1992-Sept. 12, 1995	Mid-American
44	UCF	Oct. 15, 1992-Sept. 29, 1998	Trans America
43	Stanford	Oct. 30, 1996-Nov. 22, 1998	Pacific-10

CONSECUTIVE MATCHES LOST

No.	Team	Dates of Streak
139	Chicago St.	Oct. 4, 1993-Sept. 18, 1999
129	Coppin St.	Oct. 19, 1993-Oct. 30, 1998
84	Md.-East. Shore	Oct. 1998-Oct. 2001
75	St. Francis (Pa.)	Oct. 14, 1989-Sept. 29, 1992
73	Jackson St.	Oct. 1998-Sept. 23, 2000
70	Vermont	Sept. 20, 1996-Sept. 10, 1999
68	Tennessee St.	Sept. 1998-Oct. 3, 2000
58	Lafayette	Sept. 8, 2000-Sept. 14, 2002
48	Portland St.	Sept. 4, 1999-Aug. 31, 2001
47	UMKC	Oct. 25, 1989-Sept. 26, 1991
41	Wagner	Nov. 11, 2001-Sept. 20, 2003
32	La.-Monroe	Sept. 4, 1999-Sept. 8, 2000
32	Utah St.	Nov. 11, 1994-Aug. 30, 1996
32	Utah St.	Sept. 7, 1985-Nov. 16, 1985
31	Murray St.	Nov. 18, 1983-Sept. 27, 1985
27	Citadel	Sept. 11, 1998-Sept. 4, 1999
26	Citadel	Sept. 12-Nov. 16, 1999
26	Cal St. Fullerton	Sept. 3-Nov. 12, 1994

POINTS SCORED, THREE-GAME MATCH

No.	Team vs. Opponent	Scores	Date
55	Oregon St. vs. Kentucky	15-2, 25-23, 15-13	Sept. 3, 1994
55	San Jose St. vs. Nevada	15-13, 15-11, 25-23	Oct. 16, 1993
52	Michigan St. vs. Purdue	20-18, 15-8, 17-15	Sept. 30, 1994
52	Texas A&M vs. Texas Tech	19-17, 18-16, 15-11	Sept. 30, 1988
51	Robert Morris vs. Clarion	15-12, 21-19, 15-10	Nov. 5, 2000
51	Bowling Green vs. Drake	15-5, 21-19, 15-11	Sept. 6, 1997
51	UNI vs. Colorado	15-7, 15-12, 21-19	Nov. 29, 1995
51	Illinois vs. Indiana	16-14, 19-17, 16-14	Nov. 11, 1994
51	Houston vs. Texas A&M	17-15, 19-17, 15-7	Oct. 12, 1994
51	Gonzaga vs. Loyola Marymount	21-19, 15-11, 15-10	Oct. 26, 1990
50	Purdue vs. Boston College	16-14, 15-8, 19-17	Sept. 8, 2000
50	LSU vs. La.-Lafayette	15-7, 20-18, 15-12	Aug. 30, 1997
50	Ga. Southern vs. South Carolina St.	20-18, 15-5, 15-11	Sept. 13, 1995
50	Texas vs. Texas Tech	17-15, 18-16, 15-5	Oct. 12, 1994
50	Minnesota vs. North Carolina	15-7, 20-18, 15-7	Sept. 9, 1994
50	Butler vs. Dayton	15-12, 15-6, 20-18	Oct. 23, 1992
50	Wichita St. vs. UTSA	15-8, 20-18, 15-8	Sept. 22, 1984
50	Illinois St. vs. Louisville	20-18, 15-9, 15-11	Sept. 3, 1983

POINTS SCORED, THREE-GAME MATCH WITH 30-POINT SCORING FORMAT

No.	Team vs. Opponent	Scores	Date
109	Fairfield vs. Mercer.....	30-20, 36-34, 43-41	Sept. 19, 2004
105	Arizona St. vs. Arizona.....	33-31, 30-26, 42-40	Sept. 27, 2002
104	Cincinnati vs. Jacksonville St.....	30-20, 44-42, 30-24	Sept. 16, 2005
102	Hofstra vs. San Francisco.....	42-40, 30-28, 30-16	Sept. 20, 2002
101	Long Island vs. Fairleigh Dickinson.....	40-38, 30-20, 31-29	Nov. 9, 2002
100	Missouri St. vs. Drake.....	30-15, 40-38, 30-17	Nov. 8, 2003
99	Creighton vs. Arkansas.....	37-35, 30-16, 32-30	Sept. 11, 2004
99	Cincinnati vs. Austin Peay.....	30-28, 39-37, 30-22	Sept. 14, 2003
98	Missouri St. vs. Bradley.....	30-28, 38-36, 30-16	Nov. 15, 2003
97	Ball St. vs. Central Conn. St.....	37-35, 30-27, 30-26	Sept. 9, 2005
97	Oral Roberts vs. Utah Valley St.....	30-24, 37-35, 30-26	Sept. 29, 2004
97	Georgia Tech vs. Northwestern.....	30-22, 30-25, 37-35	Aug. 29, 2003
97	Pepperdine vs. UCLA.....	37-35, 30-25, 30-25	Nov. 12, 2002
96	Purdue vs. Michigan.....	30-20, 30-20, 36-34	Oct. 8, 2005
96	Purdue vs. Michigan St.....	30-20, 30-27, 36-34	Oct. 7, 2005
96	Texas A&M vs. Virginia.....	30-22, 35-33, 31-29	Sept. 3, 2005
96	Wisconsin vs. Notre Dame.....	36-34, 30-16, 30-6	Dec. 4, 2004
96	Texas A&M vs. Baylor.....	33-31, 33-31, 30-26	Nov. 3, 2001
96	Texas vs. Iowa St.....	36-34, 30-25, 30-27	Oct. 20, 2001
95	Colorado St. vs. Denver.....	30-20, 35-33, 30-24	Nov. 27, 2002
95	UCLA vs. Oregon St.....	35-33, 30-22, 30-18	Oct. 10, 2002
95	Colorado St. vs. Connecticut.....	30-28, 35-33, 30-25	Aug. 31, 2002
95	Purdue vs. Iowa.....	35-33, 30-25, 30-27	Sept. 21, 2001
95	South Fla. vs. Loyola (Ill.).....	33-31, 30-22, 32-30	Sept. 8, 2001
95	North Carolina vs. Davidson.....	30-28, 35-33, 30-16	Sept. 8, 2001

POINTS SCORED, FOUR-GAME MATCH

No.	Team vs. Opponent	Scores	Date
69	Rhode Island vs. West Virginia.....	15-11, 14-16, 20-18, 20-18	Oct. 15, 1988
68	Florida St. vs. Loyola Marymount.....	18-16, 13-15, 20-18, 17-15	Sept. 13, 1991
67	Oklahoma vs. West Tex. A&M.....	15-5, 16-18, 16-14, 20-18	Sept. 30, 1983
65	Eastern Ill. vs. Indiana St.....	16-14, 19-21, 15-5, 15-10	Sept. 1, 1992
65	LSU vs. Florida St.....	15-10, 15-9, 20-22, 15-10	Nov. 6, 1988
65	Hawaii vs. New Mexico St.....	20-22, 15-8, 15-0, 15-11	Sept. 5, 1986
65	Michigan St. vs. Western Mich.....	15-17, 15-7, 20-18, 15-4	Oct. 13, 1981
64	Northern Ariz. vs. Montana.....	15-9, 21-19, 13-15, 15-6	Nov. 18, 1999
64	Arizona vs. Oregon St.....	14-16, 15-12, 20-18, 15-6	Sept. 16, 1994
64	Loyola Marymount vs. Florida St.....	16-18, 15-13, 18-20, 15-17	Sept. 13, 1991
64	Florida vs. North Carolina.....	18-16, 15-6, 15-17, 16-14	Nov. 7, 1987
64	Iowa St. vs. Iowa.....	14-16, 19-17, 16-14, 15-6	Sept. 28, 1985
63	Many teams.....		

POINTS SCORED, FOUR-GAME MATCH WITH 30-POINT SCORING FORMAT

No.	Team vs. Opponent	Scores	Date
135	Texas A&M vs. Texas Tech.....	36-38, 39-37, 30-21, 30-25	Oct. 10, 2001
131	Georgia vs. Alabama.....	30-23, 45-43, 25-30, 31-29	Nov. 10, 2002
128	Towson vs. James Madison.....	37-35, 31-33, 30-20, 30-25	Nov. 11, 2005
128	Cincinnati vs. Western Ky.....	38-36, 30-25, 30-32, 30-24	Oct. 5, 2005
128	Northern Ariz. vs. Montana.....	42-40, 26-30, 30-28, 30-22	Oct. 1, 2004
128	Cincinnati vs. TCU.....	35-33, 33-35, 30-28, 30-10	Sept. 29, 2001
127	LSU vs. Arkansas.....	39-37, 28-30, 30-27, 30-17	Nov. 12, 2004
126	Clemson vs. Virginia.....	39-37, 30-27, 27-30, 30-17	Oct. 3, 2003
126	Colorado St. vs. UNLV.....	29-31, 37-35, 30-26, 30-12	Nov. 1, 2002
126	Eastern Mich. vs. Bowling Green.....	25-30, 31-29, 31-29, 39-37	Nov. 1, 2002
126	North Carolina vs. Wisconsin.....	30-28, 30-28, 36-38, 30-23	Aug. 31, 2002
125	Creighton vs. Southern Ill.....	35-37, 30-17, 30-25, 30-23	Oct. 29, 2004
125	IUPUI vs. Southeast Mo. St.....	30-21, 34-32, 31-33, 30-25	Sept. 6, 2003
125	Bowling Green vs. Eastern Mich.....	30-25, 29-31, 29-31, 37-39	Nov. 1, 2002
125	North Carolina vs. San Diego.....	30-21, 35-37, 30-25, 30-16	Sept. 7, 2002
125	Fresno St. vs. San Jose St.....	25-30, 26-30, 30-17, 44-46	Nov. 3, 2001
124	Missouri St. vs. UNI.....	28-30, 30-18, 32-34, 34-36	Oct. 3, 2004
124	Virginia vs. North Carolina St.....	30-18, 34-36, 30-17, 30-22	Oct. 2, 2004
124	Wofford vs. Campbell.....	30-27, 34-36, 30-22, 30-26	Sept. 11, 2004
123	Wofford vs. Radford.....	30-27, 33-35, 30-27, 30-13	Aug. 27, 2005
123	LSU vs. Kentucky.....	30-22, 33-31, 30-32, 30-27	Oct. 24, 2004
123	Wisconsin vs. Michigan.....	31-29, 32-34, 30-23, 30-20	Oct. 23, 2004
123	Missouri St. vs. St. Louis.....	30-24, 30-21, 29-31, 34-32	Oct. 18, 2004
123	Illinois vs. Ball St.....	30-23, 33-35, 30-23, 30-23	Sept. 17, 2004
123	Temple vs. Manhattan.....	30-32, 30-21, 30-15, 33-31	Dec. 6, 2002
123	San Jose St. vs. Fresno St.....	30-25, 30-26, 17-30, 46-44	Nov. 3, 2001
123	North Carolina vs. Virginia.....	29-31, 30-18, 34-32, 30-23	Oct. 16, 2001

POINTS SCORED, FIVE-GAME MATCH

No.	Team vs. Opponent	Scores	Date
89	Hawaii vs. Brigham Young.....	15-12, 21-19, 13-15, 16-18, 24-22	Nov. 28, 1998
86	Brigham Young vs. Hawaii.....	12-15, 19-21, 15-13, 18-16, 22-24	Nov. 28, 1998
81	Akron vs. Northern Ill.....	10-15, 17-15, 15-4, 17-19, 22-24	Sept. 22, 2000
80	Eastern Wash. vs. Sacramento St.....	15-10, 16-18, 17-15, 16-18, 16-14	Sept. 30, 1999
79	Loyola (Md.) vs. Drexel.....	16-14, 11-15, 15-6, 16-18, 21-23	Oct. 8, 1996

No.	Team vs. Opponent	Scores	Date
78	Purdue vs. Northern Ill.....	14-16, 16-14, 14-16, 15-10, 19-17	Sept. 11, 1992
78	Weber St. vs. Idaho.....	15-7, 17-19, 17-15, 14-16, 15-8	Sept. 27, 1990
77	Northern Ill. vs. Akron.....	15-10, 15-17, 4-15, 19-17, 24-22	Sept. 22, 2000
77	Nicholls St. vs. UTSA.....	15-4, 17-16, 12-15, 16-14, 20-18	Oct. 10, 1997
77	Rice vs. George Mason.....	15-17, 17-15, 15-13, 15-17, 15-10	Oct. 29, 1995
77	Rhode Island vs. Washington.....	12-15, 13-15, 15-10, 15-10, 22-20	Sept. 7, 1995
77	Centenary (La.) vs. LeTourneau.....	12-15, 13-15, 15-9, 15-11, 22-20	Oct. 16, 1992
76	Many teams.....		

POINTS SCORED, FIVE-GAME MATCH WITH 30-POINT SCORING FORMAT

No.	Team vs. Opponent	Scores	Date
149	Marquette vs. Duke.....	28-30, 33-31, 32-34, 39-37, 17-15	Aug. 30, 2003
147	Duke vs. Marquette.....	30-28, 31-33, 34-32, 37-39, 15-17	Aug. 30, 2003
145	Georgia St. vs. Fla. Atlantic.....	30-32, 38-40, 30-19, 30-20, 17-15	Nov. 22, 2002
142	Southern California vs. Nebraska.....	33-35, 30-27, 30-21, 34-36, 15-12	Dec. 11, 2004
139	Oakland vs. Western Ill.....	29-31, 33-31, 29-31, 30-27, 15-8	Oct. 29, 2004
138	Ball St. vs. Northern Ill.....	30-25, 29-31, 34-36, 30-28, 15-13	Nov. 19, 2004
138	Marshall vs. Ball St.....	29-31, 32-30, 30-25, 30-32, 17-15	Oct. 10, 2003
138	Ball St. vs. Toledo.....	30-26, 36-38, 27-30, 30-20, 15-11	Sept. 27, 2003
138	Florida vs. Arkansas.....	27-30, 28-30, 30-19, 30-16, 19-17	Nov. 18, 2001
137	Ball St. vs. Bowling Green.....	28-30, 30-22, 25-30, 37-35, 17-15	Nov. 23, 2001
136	Oral Roberts vs. Oklahoma.....	30-21, 25-30, 32-34, 30-24, 19-17	Oct. 5, 2005
136	Wofford vs. East Tenn. St.....	32-30, 28-30, 36-34, 25-30, 15-8	Oct. 19, 2003
136	Texas A&M vs. Kansas.....	30-18, 32-34, 30-24, 29-31, 15-11	Oct. 15, 2003
135	LSU vs. Tulane.....	33-31, 30-18, 32-34, 25-30, 15-13	Nov. 26, 2004
135	Purdue vs. Indiana.....	30-21, 29-31, 31-33, 30-19, 15-13	Nov. 10, 2004
135	Army vs. Dartmouth.....	29-31, 32-30, 30-25, 29-31, 15-13	Sept. 17, 2004
135	Indiana St. vs. Creighton.....	32-34, 30-26, 30-20, 28-30, 15-13	Nov. 15, 2003
135	Marist vs. Loyola (Md.).....	30-28, 28-30, 28-30, 30-22, 19-17	Oct. 25, 2003
135	Ball St. vs. Kent St.....	32-34, 28-30, 30-23, 30-17, 15-6	Oct. 11, 2003
135	Pittsburgh vs. Virginia Tech.....	27-30, 28-30, 35-33, 30-27, 15-9	Nov. 10, 2002
135	Oregon St. vs. California.....	30-21, 28-30, 25-30, 30-28, 22-24	Sept. 28, 2002

POINTS SCORED, SINGLE GAME

No.	Team vs. Opponent	Scores	Date
28	Navy vs. Loyola (Md.).....	28-26	Nov. 7, 2000
26	Loyola (Md.) vs. Navy.....	26-28	Nov. 7, 2000
25	Oregon St. vs. Kentucky.....	25-23	Sept. 3, 1994
25	San Jose vs. Nevada.....	25-23	Oct. 16, 1993
24	Northern Ill. vs. Akron.....	24-22	Sept. 22, 2000
24	Brigham Young vs. Hawaii.....	24-22	Nov. 28, 1998
24	Colorado vs. Ball St.....	24-22	Sept. 4, 1995
24	Utah vs. Oklahoma.....	24-22	Dec. 4, 1993
24	Marquette vs. Northern Ill.....	24-22	Nov. 7, 1989
24	Oregon vs. Portland St.....	24-22	Nov. 20, 1984
23	TCU vs. Cal St. Fullerton.....	23-21	Sept. 16, 2000
23	Drexel vs. Loyola (Md.).....	23-21	Oct. 8, 1996
23	Kentucky vs. Oregon St.....	23-25	Sept. 3, 1994
23	Nevada vs. San Jose.....	23-25	Oct. 16, 1993
23	Kent St. vs. Eastern Ill.....	23-21	Aug. 30, 1991
23	Indiana St. vs. Bradley.....	23-21	Oct. 20, 1990

POINTS SCORED, SINGLE GAME WITH 30-POINT SCORING FORMAT

No.	Team vs. Opponent	Scores	Date
48	Georgia Tech vs. Minnesota.....	48-46	Dec. 10, 2004
46	Minnesota vs. Georgia Tech.....	46-48	Dec. 10, 2004
46	San Jose St. vs. Fresno St.....	46-44	Nov. 3, 2001
45	Georgia vs. Alabama.....	45-43	Nov. 10, 2002
45	Northern Ill. vs. Mississippi St.....	45-43	Sept. 14, 2002
44	Cincinnati vs. Jacksonville St.....	44-42	Sept. 16, 2005
44	Fresno St. vs. San Jose St.....	44-46	Nov. 3, 2001
43	Fairfield vs. Mercer.....	43-41	Sept. 19, 2004
43	Northwestern vs. Wisconsin.....	43-41	Oct. 23, 2002
42	Jacksonville St. vs. Cincinnati.....	42-44	Sept. 16, 2005
42	Northern Ariz. vs. Montana.....	42-40	Oct. 1, 2004
42	Arizona St. vs. Arizona.....	42-40	Sept. 27, 2002
42	Hofstra vs. San Francisco.....	42-40	Sept. 20, 2002
41	Florida St. vs. Wake Forest.....	41-39	Oct. 2, 2004
41	Mercer vs. Fairfield.....	41-43	Sept. 19, 2004
41	Col. of Charleston vs. Winthrop.....	41-39	Sept. 6, 2003
41	Wisconsin vs. Northwestern.....	41-43	Oct. 23, 2002
40	Charlotte vs. Cornell.....	40-38	Sept. 9, 2005
40	Montana vs. Northern Ariz.....	40-42	Oct. 1, 2004
40	Missouri St. vs. Drake.....	40-38	Nov. 8, 2003
40	Fla. Atlantic vs. Georgia St.....	40-38	Nov. 22, 2002
40	Buffalo vs. Ohio.....	40-38	Nov. 9, 2002
40	Long Island vs. Fairleigh Dickinson.....	40-38	Nov. 9, 2002
40	San Francisco vs. Hofstra.....	40-42	Sept. 20, 2002

FEWEST POINTS ALLOWED, THREE-GAME MATCH

No.	Team vs. Opponent	Scores	Date
0	Ga. Southern vs. Savannah St.	15-0, 15-0, 15-0	Nov. 17, 2000
0	Hofstra vs. Maine	15-0, 15-0, 15-0	Oct. 30, 1999
0	Alabama A&M vs. Southern U.	15-0, 15-0, 15-0	Sept. 3, 1999
0	Long Beach St. vs. Southern U.	15-0, 15-0, 15-0	Dec. 3, 1998
0	Cincinnati vs. Chicago St.	15-0, 15-0, 15-0	Sept. 15, 1997
0	George Washington vs. Coppin St.	15-0, 15-0, 15-0	Aug. 29, 1997
1	Nebraska vs. Oral Roberts	15-0, 15-1, 15-0	Sept. 4, 2000
1	Virginia Tech vs. Coppin St.	15-0, 15-1, 15-0	Sept. 12, 1998
1	Eastern Ill. vs. Chicago St.	15-0, 15-0, 15-1	Oct. 29, 1994
2	IUPUI vs. Tennessee St.	15-1, 15-0, 15-1	Sept. 2, 2000
2	American vs. Coppin St.	15-0, 15-1, 15-1	Oct. 8, 1998
2	Penn St. vs. Bucknell	15-0, 15-2, 15-0	Sept. 15, 1998
2	Florida vs. South Carolina	15-2, 15-0, 15-0	Oct. 29, 1995
2	Centenary (La.) vs. LSU-Shreveport	15-1, 15-1, 15-0	Sept. 22, 1992
2	Florida St. vs. Florida Int'l.	15-0, 15-1, 15-1	Sept. 16, 1988
2	Kansas St. vs. UMKC	15-0, 15-1, 15-1	Sept. 2, 1987
2	Hawaii vs. Fresno St.	15-2, 15-0, 15-0	Sept. 22, 1983

FEWEST POINTS ALLOWED, FOUR-GAME MATCH

No.	Team vs. Opponent	Scores	Date
19	Arkansas St. vs. Troy	15-3, 15-1, 11-15, 15-0	Sept. 18, 1999
19	Central Conn. St. vs. Hartford	15-1, 15-1, 6-15, 15-2	Sept. 12, 1987
20	Kent St. vs. Baldwin-Wallace	15-4, 5-15, 15-0, 15-1	Sept. 27, 1988

Annual Team Champions

Hitting Percentage

Season	Team	W-L	G	K	E	Att.	Pct.
1994	Nebraska	31-1	103	1,765	526	3,901	.318
1995	Nebraska	32-1	106	1,774	532	3,954	.314
1996	George Mason	26-3	99	1,638	508	3,528	.320
1997	Penn St.	34-2	120	1,999	564	4,546	.316
1998	Penn St.	35-1	114	1,854	462	4,020	.346
1999	Penn St.	36-1	125	2,027	521	4,583	.329
2000	Arizona	28-5	115	2,048	628	4,441	.320
2001	Long Beach St.	33-1	108	1,868	514	3,770	.359
2002	Hawaii	34-2	114	2,074	578	4,543	.329
2003	Florida A&M	27-4	100	1,688	452	3,394	.364
2004	Florida A&M	28-3	96	1,654	403	3,388	.369
2005	Washington	32-1	108	1,892	481	4,178	.338

Kills

Season	Team	W-L	G	K	Avg.
1994	Ohio St.	29-3	111	1,974	17.78
1995	Ohio St.	22-8	103	1,915	18.59
1996	Pepperdine	13-11	93	1,763	18.96
1997	UCLA	17-13	110	2,047	18.61
1998	Colorado	22-8	107	2,034	19.01
1999	Long Beach St.	31-4	118	2,168	18.37
2000	Santa Clara	27-5	117	2,262	*19.33
2001	Pepperdine	23-4	89	1,571	17.65
2002	Hawaii	34-2	114	2,074	18.19
2003	Georgia Tech	34-4	129	2,355	18.26
2004	Georgia Tech	27-7	114	2,125	18.64
2005	Ohio	33-3	120	2,125	17.71

* Record.

Assists

Season	Team	W-L	G	Ast.	Avg.
1994	Ohio St.	29-3	111	1,808	16.29
1995	Ohio St.	22-8	103	1,746	16.95
1996	Pepperdine	13-11	93	1,586	17.05
1997	UCLA	17-13	110	1,886	17.15
1998	Colorado	22-8	107	1,867	17.45
1999	Long Beach St.	31-4	118	1,968	16.68
2000	Santa Clara	27-5	117	2,091	*17.87
2001	Hawaii	29-6	120	1,940	16.17
2002	Hawaii	34-2	114	1,906	16.72
2003	Georgia Tech	34-4	129	2,199	17.05
2004	Georgia Tech	27-7	114	1,977	17.34
2005	Ohio	33-3	120	1,983	16.53

* Record.

No.	Team vs. Opponent	Scores	Date
21	Wisconsin vs. Northwestern	15-1, 15-1, 13-15, 15-4	Sept. 28, 1994
21	Texas vs. Baylor	14-16, 15-1, 15-2, 15-2	Nov. 12, 1984
22	Nebraska vs. Texas Tech	13-15, 15-2, 15-3, 15-5	Nov. 22, 1996
22	Houston vs. Memphis	9-15, 15-1, 15-3, 15-3	Oct. 6, 1996
22	Rhode Island vs. Holy Cross	15-1, 15-5, 11-15, 15-1	Sept. 19, 1989
22	LSU vs. Missouri St.	11-15, 15-0, 15-2, 15-5	Oct. 2, 1987
23	Colorado vs. Colorado St.	15-4, 12-15, 15-3, 15-1	Nov. 9, 1994
23	Massachusetts vs. Central Conn. St.	15-1, 13-15, 15-1, 15-6	Oct. 18, 1988
23	Houston vs. North Texas	11-15, 15-1, 15-1, 15-6	Sept. 3, 1988
23	Weber St. vs. Idaho St.	12-15, 15-0, 15-6, 15-2	Nov. 5, 1982

FEWEST POINTS ALLOWED, FIVE-GAME MATCH

No.	Team vs. Opponent	Scores	Date
39	Texas vs. Texas A&M	8-15, 15-4, 15-4, 13-15, 15-1	Nov. 15, 1990
41	Massachusetts vs. MIT	8-15, 8-15, 15-4, 15-1, 15-6	Nov. 7, 1986
42	Houston vs. Florida St.	1-15, 15-5, 3-15, 15-3, 15-4	Oct. 7, 1988
42	Houston vs. Missouri St.	13-15, 14-16, 15-2, 15-5, 15-4	Oct. 1, 1983
43	Western Ky. vs. Murray St.	3-15, 15-2, 15-1, 3-15, 15-10	Sept. 29, 1998
43	Rhode Island vs. West Virginia	15-7, 13-15, 15-2, 10-15, 15-4	Oct. 7, 1989
43	Rhode Island vs. Boston College	15-4, 13-15, 14-16, 15-8, 15-0	Sept. 11, 1987
43	Weber St. vs. Indiana	12-15, 15-7, 10-15, 15-3, 15-3	Sept. 19, 1985
44	Many teams.		

Service Aces

Season	Team	W-L	G	SA	Avg.
1994	Seton Hall	31-4	120	350	2.92
1995	Manhattan	16-17	126	369	2.93
1996	Fairfield	23-12	123	373	3.03
1997	Hampton	16-20	123	317	2.58
1998	Grambling	29-12	150	452	3.01
1999	Centenary (La.)	21-13	121	328	2.71
2000	Iona	16-13	101	230	2.28
2001	American	26-4	98	298	3.04
2002	Albany (N.Y.)	16-15	115	393	3.42
2003	Hampton	14-14	105	358	3.41
2004	Florida A&M	28-3	96	249	2.59
2005	Mississippi Val.	26-4	103	392	3.81

Blocks

Season	Team	W-L	G	S	A	Tot.	Avg.
1994	Howard	26-10	134	202	644	524	3.91
1995	Texas	28-7	131	174	611	479	3.66
1996	Penn St.	31-3	115	122	657	450	3.92
1997	Washington	20-10	108	103	657	431	4.00
1998	Nebraska	32-2	115	91	723	452	3.93
1999	Hawaii	29-2	104	74	666	407	3.91
2000	Nebraska	34-0	115	107	741	477	4.15
2001	Nebraska	31-2	108	116	670	451	4.18
2002	Nebraska	31-2	103	81	626	394	3.83
2003	Notre Dame	23-7	109	116	580	406	3.72
2004	Nebraska	30-2	106	89	675	427	4.02
2005	Nebraska	33-2	110	66	823	478	4.12

Digs

Season	Team	W-L	G	D	Avg.
1994	Duke	24-6	106	2,446	23.08
1995	Mississippi St.	16-18	125	2,765	22.12
1996	Southeastern La.	28-6	128	2,673	20.88
1997	Eastern Ill.	21-14	133	2,845	21.39
1998	Eastern Ill.	24-7	113	2,376	21.03
1999	Cal St. Northridge	11-11	87	1,872	21.52
2000	Cal St. Northridge	16-10	105	2,190	20.86
2001	Rider	10-16	95	1,996	21.01
2002	Southeastern La.	18-14	116	2,577	22.22
2003	Southeastern La.	15-16	118	2,491	21.11
2004	Princeton	19-8	108	2,259	20.92
2005	Col. of Charleston	32-2	111	2,269	20.44

Match Won-Lost Percentage

Season	Team	W-L	Pct.
1994	Stanford.....	32-1	.970
1995	Nebraska.....	32-1	.970
1996	Florida.....	37-2	.949
1997	Penn St.....	34-2	.944
1998	Long Beach St.....	36-0	*1.000
1999	Penn St.....	36-1	.973
2000	Nebraska.....	34-0	*1.000

Season	Team	W-L	Pct.
2001	Long Beach St.....	33-1	.971
2002	Southern California.....	31-1	.969
2003	Southern California.....	35-0	*1.000
2004	Hawaii.....	30-1	.968
2005	Washington.....	32-1	.970

*Record.

AVCA Final Division I Polls

2005

- Washington
- Nebraska
- Florida
- Santa Clara
- Penn St.
- Tennessee
- Arizona
- Missouri
- Hawaii
- Wisconsin
- Louisville
- Notre Dame
- Stanford
- Ohio
- UCLA
- Texas
- Purdue
- Pepperdine
- Southern California
- California
- Minnesota
- San Diego
- Ohio St.
- Kansas St.
- Utah
- Wichita St.

2004

- Stanford
- Minnesota
- Washington
- Southern California
- Nebraska
- Ohio St.
- Penn St.
- Hawaii
- UCLA
- Tennessee
- Texas
- San Diego
- St. Mary's (Cal.)
- Wisconsin
- Florida
- Louisville
- Georgia Tech
- California
- Colorado St.
- Texas A&M
- UC Santa Barb.
- Arizona
- Kansas St.
- Missouri
- Florida A&M

2003

- Southern California
- Florida
- Hawaii
- Minnesota
- UCLA
- Pepperdine
- Penn St.
- Georgia Tech
- Washington
- Stanford
- Kansas St.
- California
- Nebraska
- Colorado St.
- Illinois
- Texas A&M
- Loyola Marymount
- UNI
- Santa Clara

- Louisville
- Wisconsin
- UC Santa Barb.
- Utah
- Notre Dame
- Maryland

2002

- Southern California
- Stanford
- Hawaii
- Florida
- Nebraska
- Pepperdine
- Washington St.
- UC Santa Barb.
- UNI
- Arizona
- Minnesota
- North Carolina
- Ohio St.
- Long Beach St.
- UCLA
- Penn St.
- Georgia Tech
- Wisconsin
- Santa Clara
- Missouri
- Kansas St.
- Michigan St.
- Miami (Fla.)
- Eastern Wash.
- Temple

2001

- Stanford
- Long Beach St.
- Nebraska
- Arizona
- Southern California
- Florida
- Wisconsin
- Pepperdine
- UCLA
- Colorado St.
- Texas A&M
- Ohio St.
- Hawaii
- Pacific
- Utah
- UNI
- Penn St.
- Kansas St.
- Michigan St.
- Illinois
- Utah St.
- Brigham Young
- Colorado
- San Jose St.
- San Diego

2000

- Nebraska
- Wisconsin
- Hawaii
- Southern California
- Arizona
- Penn St.
- UCLA
- Pacific
- UC Santa Barb.
- Colorado St.
- Minnesota
- Florida
- Brigham Young
- Long Beach St.

- Ohio St.
- Kansas St.
- Santa Clara
- Pepperdine
- Stanford
- Utah
- Notre Dame
- Utah St.
- Texas A&M
- UNI
- Loyola Marymount

1999

- Penn St.
- Stanford
- Pacific
- Long Beach St.
- Florida
- UC Santa Barb.
- UCLA
- Hawaii
- Texas A&M
- Pepperdine
- Nebraska
- Colorado St.
- Brigham Young
- Arizona
- UNI
- Minnesota
- Southern California
- Texas
- Kansas St.
- Baylor
- North Carolina
- Clemson
- Wisconsin
- San Diego
- Arkansas
- Indiana

1998

- Long Beach St.
- Penn St.
- Nebraska
- Florida
- Hawaii
- Brigham Young
- Wisconsin
- Texas
- Stanford
- Pacific
- Southern California
- UC Santa Barb.
- Arkansas
- Illinois
- Pepperdine
- UCLA
- Colorado
- Texas A&M
- San Diego
- Arizona
- Louisville
- Michigan St.
- Kansas St.
- Ohio St.

1997

- Stanford
- Penn St.
- Long Beach St.
- Florida
- Wisconsin
- UC Santa Barb.
- Brigham Young
- Nebraska
- Southern California

- Texas
- Washington
- Washington St.
- Texas A&M
- Colorado
- Ohio St.
- Pacific
- Loyola Marymount
- Notre Dame
- Colorado St.
- San Diego
- Arkansas
- Arizona
- Maryland
- Pepperdine
- Hawaii

1996

- Stanford
- Hawaii
- Nebraska
- Florida
- Penn St.
- Michigan St.
- Washington
- Brigham Young
- Loyola Marymount
- Long Beach St.
- Texas
- Pacific
- Ohio St.
- Southern California
- Wisconsin
- Louisville
- UC Santa Barb.
- Washington
- Texas A&M
- George Mason
- Maryland
- South Fla.
- Arizona
- Kansas St.
- Notre Dame

1995

- Nebraska
- Texas
- Stanford
- Michigan St.
- Hawaii
- Florida
- UCLA
- Penn St.
- Ohio St.
- Oral Roberts
- Arizona St.
- Southern California
- San Diego St.
- Notre Dame
- Texas A&M
- Illinois
- Washington St.
- UC Santa Barb.
- Pacific
- Long Beach St.
- Loyola Marymount
- Georgia Tech
- Brigham Young
- UNI
- Texas Tech

1994

- Nebraska
- Stanford
- UCLA
- Ohio St.

- Penn St.
- Hawaii
- Long Beach St.
- Brigham Young
- UC Santa Barb.
- Southern California
- Pacific
- Notre Dame
- Colorado
- Florida
- Arizona St.
- Arizona
- Houston
- Georgia
- Idaho
- New Mexico
- Duke
- Washington
- Montana
- Texas
- Washington St.

1993

- UCLA
- Texas
- Long Beach St.
- Brigham Young
- UC Santa Barb.
- Stanford
- Penn St.
- Nebraska
- Colorado
- Arizona St.
- Pacific
- Kentucky
- Southern California
- Florida
- Ohio St.
- Arizona
- Notre Dame
- Hawaii
- Georgia
- Duke
- Washington St.
- Santa Clara
- Illinois
- Loyola Marymount
- Florida St.

1992

- UCLA
- Stanford
- Long Beach St.
- Pacific
- Florida
- Illinois
- Nebraska
- Brigham Young
- Penn St.
- Texas
- Southern California
- LSU
- UC Santa Barb.
- Arizona St.
- Colorado
- Kentucky
- Texas Tech
- New Mexico
- Georgia
- Washington St.
- Ohio St.
- Notre Dame
- Fresno St.
- Houston
- Cal St. Northridge

1991

- Stanford
- Long Beach St.
- Hawaii
- Pacific
- LSU
- UCLA
- Nebraska
- New Mexico
- Brigham Young
- Florida
- Texas
- Ohio St.
- UC Santa Barb.
- Southern California
- Pepperdine
- Penn St.
- Texas Tech
- Georgia
- Washington St.
- Fresno St.

1990

- UCLA
- Nebraska
- Stanford
- Hawaii
- Pacific
- Penn St.
- Texas
- UC Santa Barb.
- Long Beach St.
- San Jose St.
- Pepperdine
- Brigham Young
- Wisconsin
- New Mexico
- Ohio St.
- Texas Tech
- LSU
- Pittsburgh
- San Diego St.
- Purdue

1989

- UCLA
- Hawaii
- Pacific
- Long Beach St.
- Nebraska
- Texas
- Illinois
- Stanford
- Texas-Arlington
- Washington
- Penn St.
- UC Santa Barb.
- Arizona
- Southern California
- Ohio St.
- Oregon
- LSU
- Wyoming
- Cal Poly
- California

1988

- UCLA
- Stanford
- Hawaii
- Illinois
- Nebraska
- Texas
- Texas-Arlington
- Long Beach St.
- Washington

- | | | | | | |
|------------------------------------------------------------------------------------------------------------------------------------------------------------------------------------------------------------------------------------------------------------------------------------------------------------------------------------------------------------------------------------------------------------------------------|----------------------------------------------------------------------------------------------------------------------------------------------------------------------------------------------------------------------------------------------------------------------------------------------------------------------------------------------------------------------------------------------------------------------------------------------------------|------------------------------------------------------------------------------------------------------------------------------------------------------------------------------------------------------------------------------------------------------------------------------------------------------------------------------------------------------------------------------------------------------------------------------|---------------------------------------------------------------------------------------------------------------------------------------------------------------------------------------------------------------------------------------------------------------------------------------------------------------------------------------------------------------------------------------------------------------------------------------------------|-----------------------------------------------------------------------------------------------------------------------------------------------------------------------------------------------------------------------------------------------------------------------------------------------------------------------------------------------------------------------------------------------------------------------------------|------------------------------------------------------------------------------------------------------------------------------------------------------------------------------------------------------------------------------------------------------------------------------------------------------------------------------------------------------------------------------------------------------------------------------------------------|
| <p>10. Pacific
11. Kentucky
12. Brigham Young
13. Oklahoma
14. Arizona St.
15. San Diego St.
16. Arizona
17. Southern California
18. San Jose St.
19. New Mexico
20. Penn St.
Cal Poly</p> <p>1987</p> <p>1. Pacific
2. Hawaii
3. Stanford
4. Brigham Young
5. UCLA
6. Colorado St.
7. Texas
8. Illinois
9. Kentucky
10. Nebraska</p> | <p>11. San Jose St.
12. Western Mich.
13. UC Santa Barb.
14. Cal Poly
15. Southern California
16. Texas-Arlington
17. Oregon
18. Pepperdine
19. California
20. Long Beach St.</p> <p>1986</p> <p>1. Brigham Young
2. Pacific
3. Hawaii
4. San Jose St.
5. San Diego St.
6. Nebraska
7. UCLA
8. Texas
9. Illinois
10. UC Santa Barb.
11. Stanford
12. Cal Poly</p> | <p>13. Arizona St.
14. Penn St.
15. Oregon
16. LSU
17. Western Mich.
18. Georgia
19. Pepperdine
20. Colorado St.</p> <p>1985</p> <p>1. Stanford
2. Pacific
3. Cal Poly
4. Southern California
5. UCLA
6. Nebraska
7. San Jose St.
8. Hawaii
9. Texas
10. Purdue
11. Illinois
12. UC Santa Barb.
13. Arizona St.
14. Brigham Young</p> | <p>15. Colorado St.
16. Western Mich.
17. Arizona
18. Texas A&M
19. San Diego St.
20. Penn St.</p> <p>1984</p> <p>1. UCLA
2. Stanford
3. Pacific
4. Cal Poly
5. Southern California
6. Hawaii
7. Nebraska
8. San Diego St.
9. Texas
10. Colorado St.
11. San Jose St.
12. Illinois St.
13. Arizona
14. Penn St.
15. Brigham Young
16. Northwestern</p> | <p>17. Pepperdine
18. Oregon
19. Western Mich.
20. Purdue</p> <p>1983</p> <p>1. Hawaii
2. Pacific
3. UCLA
4. Stanford
5. Kentucky
6. San Diego St.
7. Texas
8. Brigham Young
9. Western Mich.
10. Arizona
11. Southern California
12. UC Santa Barb.
13. Cal Poly
14. Tennessee
15. Purdue
16. Nebraska
17. California
18. Arizona St.</p> | <p>19. Oregon St.
20. Colorado St.</p> <p>1982</p> <p>1. Hawaii
2. San Diego St.
3. Southern California
4. Stanford
5. Pacific
6. Cal Poly
7. UCLA
8. Purdue
9. Arizona St.
10. California
11. Arizona
12. San Jose St.
13. Brigham Young
14. Tennessee
15. Nebraska
16. Texas
17. UC Santa Barb.
18. Northwestern
19. Pepperdine
20. Texas A&M</p> |
|------------------------------------------------------------------------------------------------------------------------------------------------------------------------------------------------------------------------------------------------------------------------------------------------------------------------------------------------------------------------------------------------------------------------------|----------------------------------------------------------------------------------------------------------------------------------------------------------------------------------------------------------------------------------------------------------------------------------------------------------------------------------------------------------------------------------------------------------------------------------------------------------|------------------------------------------------------------------------------------------------------------------------------------------------------------------------------------------------------------------------------------------------------------------------------------------------------------------------------------------------------------------------------------------------------------------------------|---------------------------------------------------------------------------------------------------------------------------------------------------------------------------------------------------------------------------------------------------------------------------------------------------------------------------------------------------------------------------------------------------------------------------------------------------|-----------------------------------------------------------------------------------------------------------------------------------------------------------------------------------------------------------------------------------------------------------------------------------------------------------------------------------------------------------------------------------------------------------------------------------|------------------------------------------------------------------------------------------------------------------------------------------------------------------------------------------------------------------------------------------------------------------------------------------------------------------------------------------------------------------------------------------------------------------------------------------------|


2005 USA Today/CSTV Coaches Top 25 Poll

	PS	September				October				November				Dec.		
		5	12	19	26	3	10	17	24	31	7	14	21	28	5	F
Arizona.....	17	15	20	15	13	12	12	8	9	8	6	6	6	6	5	7
Brigham Young.....	NR	NR	NR	22	20	16	16	15	13	12	16	22	21	22	25	NR
California.....	19	21	21	25	14	13	13	14	15	18	18	13	12	16	20	20
UC Santa Barb.....	15	18	24	NR	NR	NR	NR	NR	NR	NR	NR	NR	NR	NR	NR	NR
Colorado.....	NR	NR	NR	NR	NR	NR	NR	NR	NR	NR	25	24	NR	NR	NR	NR
Colorado St.	22	NR	NR	NR	NR	NR	NR	NR	NR	NR	NR	NR	NR	NR	NR	NR
Florida.....	8	6	7	6	5	5	5	4	4	6	5	4	4	4	4	3
Georgia Tech.....	20	NR	NR	NR	NR	NR	NR	NR	NR	NR	NR	NR	NR	NR	NR	NR
Hawaii.....	4	7	6	9	11	11	11	11	10	9	9	9	8	7T	6	9
Kansas.....	NR	NR	NR	24	NR	NR	NR	NR	NR	NR	NR	NR	NR	NR	NR	NR
Kansas St.	NR	24	22	17	16	20	20	23	24	24	NR	NR	25	24	24	24
Long Beach St.....	24	22	25	NR	25	NR	NR	24	23	NR	NR	NR	24	NR	NR	NR
LSU.....	NR	NR	NR	NR	24	NR	NR	NR	NR	NR	NR	NR	NR	NR	NR	NR
Louisville.....	14	11	9	7	6	6	6	6	6	7	7	7	9	9	7	11
Maryland.....	NR	NR	NR	NR	NR	25	NR	NR	NR	25	24	NR	NR	NR	NR	NR
Minnesota.....	6	5	5	5	9	9	9	12	18	17	17	19	17	17	22	21
Missouri.....	21	14	10	8	7	7	7	10	8	13	12	11	10	10	8	8
Nebraska.....	1	1	1	1	1	1	1	1	1	1	1	1	1	1	1	2
Notre Dame.....	NR	19	8	11	10	10	10	9	7	5	8	8	7	11	9	12
Ohio.....	NR	NR	NR	NR	NR	24	23	22	21	20	20	21	20	20	15	14
Ohio St.	12	12	14	16	18	18	19	20	19	19	19	17	19	19	23	23
Penn St.	5	4	4	4	4	4	4	3	3	3	3	2	2	2	2	5
Pepperdine.....	25	NR	NR	NR	NR	NR	NR	NR	NR	NR	NR	NR	NR	NR	19	18
Purdue.....	NR	NR	NR	19	21	22	21	17	16	15	14	18	22	21	16	17
St. Mary's (Calif.).....	23	23	23	21	NR	NR	25	NR	NR	NR	NR	NR	NR	NR	NR	NR
San Diego.....	18	20	18T	14	12	15	15	18	20	22	22	20	18	18	21	22
Santa Clara.....	NR	25	17	18	15	14	14	13	12	11	10	12	15	15	11	4
Southern California.....	7	8	12	12	19	17	17	19	17	16	15	14	13	12	18	19
Stanford.....	3	3	3	3	3	3	3	5	5	4	4	5	5	5	10	13
Tennessee.....	9	16	16	NR	NR	NR	NR	NR	NR	NR	NR	25	NR	23	17	6
Texas.....	11	17	18T	23	22	19	18	16	14	14	11	10	11	7T	13	16
Texas A&M.....	16	13	15	20	23	23	24	NR	NR	NR	NR	NR	NR	NR	NR	NR
UCLA.....	13	10	11	13	17	21	22	21	22	21	21	16	16	14	14	15
Utah.....	NR	NR	NR	NR	NR	NR	NR	NR	NR	NR	NR	NR	NR	NR	NR	25T
Washington.....	2	2	2	2	2	2	2	2	2	2	2	3	3	3	3	1
Wichita St.	NR	NR	NR	NR	NR	NR	NR	25	25	23	23	23	23	25	NR	25T
Wisconsin.....	10	9	13	10	8	8	8	7	11	10	13	15	14	13	12	10

PS - preseason poll (August 1); F - final poll; T - indicates tie.

Division II Records

Individual Records	36
Individual Leaders	37
Annual Individual Champions	47
Team Records	48
Team Leaders.....	49
Annual Team Champions.....	57
AVCA Final Polls	58
AVCA Weekly Polls.....	59



Individual Records

The format of the game changed in 2001, with scoring for the winning team in each game moving from 15 points to 30 points, except in matches that go to the full five games, in which the winning score in the fifth game remains 15 points. In reflection of this change, category leaders under the new scoring format are separated in order to not eliminate the achievements of those student-athletes who played with the previous format.

Official NCAA volleyball records began with the 1981 season and are based on information submitted to the NCAA statistics service by institutions participating in the statistics rankings. In statistical rankings, the rounding of percentages and/or averages may indicate ties where none exist. In these cases, the numerical order of the rankings is accurate.

Information on blocking has not been included in the following records since there appeared to be a significant variance in the methods by which blocking statistics were kept during the 1980s. Research continues to determine a standard by which to measure blocking statistics for NCAA record-keeping purposes.

Official career records include players whose career statistics were recorded during the era of official NCAA play.

An "M" located after a number under a "games played" column indicates the number of matches played, as the number of games is unavailable.

Attack

KILLS

Three-game match

41—Andrea Jany, Armstrong Atlantic vs. SCAD, Sept. 17, 1996

Four-game match

44—Andreea Cotoranu, Pace vs. Mass.-Lowell, Oct. 26, 2001

Five-game match

61—Andreea Cotoranu, Pace vs. NYIT, Oct. 23, 2000

Season

919—Lucy Arroyo, Henderson St., 2001 (139 games)

Career

2,676—Pavla Melicharova, Northwood, 1993-96 (448 games)

KILLS PER GAME

Season

8.03—Noelia Castillo, Queens (N.Y.), 1999 (771 kills in 96 games)

Career

6.38—Carrie Ritchie, Ashland, 2003-04 (1,417 kills in 222 games)

TOTAL ATTEMPTS

Three-game match

74—Noelia Castillo, Queens (N.Y.) vs. Bentley, Sept. 11, 1999

Four-game match

112—Amy Wade, Cal St. Bakersfield vs. Cal St. San B'dino, Oct. 25, 2000

Five-game match

125—Alma Brahimaj, Central Okla. vs. Cameron, Nov. 4, 2000

Season

2,165—Lucy Arroyo, Henderson St., 2001 (139 games)

Career

6,091—Ronda Price, North Ala., 1996-99 (585 games)

ATTEMPTS PER GAME

Season

17.50—Carrie Ritchie, Ashland, 2003 (1,837 attempts in 105 games)

Career

16.14—Carrie Ritchie, Ashland, 2003-04 (3,582 attempts in 222 games)

HITTING PERCENTAGE*

10-14 attempts

1.000—Kim Merrill, S.C.-Aiken vs. N.C. Central, Oct. 18, 1997 (13-0/13); Debbie Sant'Anna, Hawaii Pacific vs. Central Wash., Oct. 14, 2000 (11-0/11); Kris Kane, Bentley vs. St. Rose, Oct. 19, 1996 (10-0/10); Dana Coffey, Cal St. L.A. vs. Sonoma St., Sept. 22, 2000 (10-0/10)

15-19 attempts

.941—Nesrin Seckin, North Ala. vs. Mississippi-Women, Oct. 10, 2000 (16-0/17)

20 or more attempts

.962—Fawne Allossery, Wayne St. (Mich.) vs. Mo.-St. Louis, Aug. 29, 1997 (25-0/26)

Season

.529—Kisha Lucette, Paine, 2005 (646-104/1,025 in 134 games)

Career

.443—Sandra Alexander, North Ala., 2000-02 (915-166/1,690 in 335 games)

*Hitting percentage is derived by subtracting errors from kills and dividing that remainder by total attempts.

Setting

ASSISTS

Three-game match

84—Krista Gehauf, Mesa St. vs. Regis (Colo.), 1994

Four-game match

93—Roxanna Rivera, S.C.-Aiken vs. Presbyterian, Oct. 6, 1994

Five-game match

99—Andrea Belisle, Southwest Baptist vs. Pittsburg St., Oct. 15, 1994

Season

2,208—Christi Nash, Fla. Southern, 1991 (165 games)

Career

7,080—Leah Dennie, Air Force, 1988-91 (657 games)

ASSISTS PER GAME

Season

14.65—Cailin Terhaar, Concordia-St. Paul, 2005 (1,846 assists in 126 games)

Career

13.80—Ashley Moffitt, North Ala., 2000-03 (6,985 in 506 games)

Service

SERVICE ACES

Three-game match

22—Alicia Koches, Indiana (Pa.) vs. Cheyney, Sept. 25, 2004; Katie Koenig, Millersville vs. Cheyney, Oct. 12, 2004

Four-game match

14—Jodi Cave, Angelo St. vs. Chapman, 1991; Shelly Peariso, Lake Superior St. vs. Wayne St. (Mich.), Sept. 17, 1998

Four-game match with 30-point scoring format

16—Nicole Primo, St. Rose vs. Nyack, Oct. 17, 2001

Five-game match

19—Lena Rusche, Emporia St. vs. Friends (Kan.), 1991

Season

305—Holly Butterfield, Fla. Southern, 1981 (135 games)

Career

533—Kerry Lewin, Northern Ky., 1992-95 (483 games)

SERVICE ACES PER GAME

Season

2.26—Holly Butterfield, Fla. Southern, 1981 (305 aces in 135 games)

Career

1.59—Holly Butterfield, Fla. Southern, 1981-82 (444 aces in 279 games)

CONSECUTIVE POINTS SERVED

16—Erin Gudmundson, Neb.-Kearney vs. Doane, Sept. 6, 2003

Defense

DIGS

Three-game match

45—Laura Freeman, Mesa St. vs. Colo. Christian, 1993

Four-game match

60—Jocelyn Decker, Millersville vs. Kutztown, Oct. 4, 2005

Five-game match

69—Jodi Cave, Angelo St. vs. Hastings (Neb.), 1991

Season (1981-00)

978—Debbie Hall, Elon, 1995 (172 games)

Season with 30-point scoring format (2001-03)

756—Page Needham, Wheeling Jesuit, 2002 (150 games)

Season with 30-point scoring format/unlimited libero substitutions (2004-Present)

895—Holly Morgan, Tiffin, 2005 (142 games)

Career

2,566—Amie Morrison, Harding, 2001-04 (519 games)

DIGS PER GAME

Season (1981-00)

6.18—Jody Lindstrom, Millersville, 1994 (599 digs in 97 games)

Season with 30-point scoring format (2001-03)

6.32—Jayme Barber, West Virginia St., 2002 (645 digs in 102 games)

Season with 30-point scoring format/unlimited libero substitutions (2004-Present)

7.12—Jocelyn Decker, Millersville, 2005 (790 digs in 111 games)

Career

5.29—Marci Sanders, Angelo St., 1997-98 (1,227 digs in 232 games)

Miscellaneous

MATCHES PLAYED

Career

239—Pati Rolf, North Dakota St., 1981-84

CONSECUTIVE MATCHES PLAYED

Career

239—Pati Rolf, North Dakota St., 1981-84

GAMES PLAYED

Career

671—Barb Martin, Air Force, 1982-85

CONSECUTIVE GAMES PLAYED

Career

571—Roxanna Rivera, S.C.-Aiken, 1994-97

Individual Leaders

SINGLE-MATCH RECORDS

Attack

KILLS, THREE-GAME MATCH

No.	Player, Team vs. Opponent	Date
41	Andrea Jany, Armstrong Atlantic vs. SCAD	Sept. 17, 1996
36	Noelia Castillo, Queens (N.Y.) vs. Southampton	Nov. 4, 1999
35	Andreea Cotoranu, Pace vs. NYIT	Oct. 23, 2000
33	Janelle Zehr, Truman vs. Hillsdale	Sept. 5, 1999
33	Amanda Schmidt, Shepherd vs. Shippensburg	Nov. 1, 1997
32	Carrie Ritchie, Ashland vs. Wayne St. (Mich.)	Oct. 31, 2003
31	Erika Boggio, Portland St. vs. Tampa	Oct. 17, 1992
30	Lucy Arroyo, Henderson St. vs. Central Ark.	Sept. 20, 2001
30	Marisol Mosquera, Michigan Tech vs. Saginaw Valley	Oct. 10, 1996
30	Yolanda Berry, Kentucky St. vs. Asbury	Oct. 8, 1996
30	Cami Selbitschka, St. Cloud St. vs. Minn. St. Mankato	Oct. 8, 1996
29	Andreea Cotoranu, Pace vs. St. Rose	Oct. 28, 2000
29	Michelle Baity, Lenoir-Rhyne vs. Queens (N.C.)	Oct. 6, 2000
29	Sarah Butler, West Tex. A&M vs. Cameron	Oct. 23, 1999
29	Orita Stewart, Mercy vs. Sacred Heart	Sept. 13, 1997
28	Susy Garbelotti, Hawaii Pacific vs. Hawaii-Hilo	Oct. 19, 2002
28	Kim Morohunfofa, Cal St. San B'dino vs. UC San Diego	Nov. 11, 2000
28	Amy Wade, Cal St. Bakersfield vs. Fresno Pacific	Nov. 7, 2000
28	Noelia Castillo, Queens (N.Y.) vs. C.W. Post	Oct. 28, 2000
28	Amy Wade, Cal St. Bakersfield vs. Cal St. Chico	Oct. 20, 2000
28	Erin Minnis, Ferris St. vs. Wayne St. (Mich.)	Oct. 6, 2000
28	Romana Moravkova, Northwood vs. Lake Superior St.	Nov. 2, 1999
28	Sarah Butler, West Tex. A&M vs. Tarleton St.	Oct. 2, 1999
28	Cathy Sipes, Millersville vs. East Stroudsburg	Sept. 13, 1994
28	Amy Miller, Mesa St. vs. Neb.-Kearney	1994
28	Sue Taylor, Shepherd vs. Concord	Oct. 27, 1990

KILLS, FOUR-GAME MATCH

No.	Player, Team vs. Opponent	Date
44	Andreea Cotoranu, Pace vs. Mass.-Lowell	Oct. 26, 2001
40	Noelia Castillo, Queens (N.Y.) vs. Southampton	Oct. 25, 1999
40	Sarah Butler, West Tex. A&M vs. Tex. A&M-Kingsville	Nov. 6, 1998
39	Carrie Ritchie, Ashland vs. Bellarmine	Sept. 6, 2003
39	Daria McConnell, Central Mo. St. vs. Truman	Sept. 18, 1999
38	Macarena Ponce Dancuart, Lincoln Memorial vs. King (Tenn.)	Sept. 22, 1998
37	Noelia Castillo, Queens (N.Y.) vs. Bryant	Nov. 16, 2000
37	Noelia Castillo, Queens (N.Y.) vs. C.W. Post	Oct. 16, 2000
37	April Mellott, East Stroudsburg vs. West Chester	Oct. 27, 1999
37	Julie Sprague, Cal St. Chico vs. Cal Poly Pomona	Sept. 6, 1989
36	Luciana Freire, Lynn vs. Clearwater Christian	Oct. 9, 1999
35	Amy Wade, Cal St. Bakersfield vs. Cal St. San B'dino	Oct. 25, 2000
35	Stephanie Dulz, Hillsdale vs. Wayne St. (Mich.)	Sept. 8, 2000
35	Christie Hackmann, Truman vs. Emporia St.	Oct. 21, 1995
35	Nicole Smith, Armstrong Atlantic vs. Francis Marion	Sept. 30, 1994
35	Julie Sherman, North Dakota St. vs. Augustana (S.D.)	Nov. 9, 1991
35	Dana Stright, Metro St. vs. Northern Colo.	Oct. 9, 1991
35	Karla Danielson, North Dakota vs. Minn. St. Moorhead	Sept. 11, 1991
34	Lucy Arroyo, Henderson St. vs. Arkansas Tech.	Nov. 1, 2001
34	Lucy Arroyo, Henderson St. vs. Christian Bros.	Oct. 27, 2001
34	Shauna Sturm, South Dakota St. vs. Augustana (S.D.)	Oct. 31, 2000
34	Jenny Gramer, Quincy vs. Ky. Wesleyan	Oct. 28, 2000
34	Lucy Arroyo, Henderson St. vs. Christian Bros.	Oct. 20, 2000
34	Ellen LaFiore, Ala.-Huntsville vs. Washburn	Oct. 13, 2000
34	Deanna Behnfeldt, Findlay vs. Hillsdale	Sept. 9, 2000
34	Carrie Wentzel, Bellarmine vs. Indianapolis	Oct. 23, 1999
34	Becky Stitt, Ala.-Huntsville vs. Arkansas Tech.	Aug. 30, 1997

KILLS, FIVE-GAME MATCH

No.	Player, Team vs. Opponent	Date
61	Andreea Cotoranu, Pace vs. NYIT	Oct. 23, 2000
48	Carrie Ritchie, Ashland vs. Lake Superior St.	Oct. 17, 2003
46	Alma Brahimaj, Central Okla. vs. Cameron	Nov. 4, 2000
46	Noelia Castillo, Queens (N.Y.) vs. New Haven	Sept. 21, 1999
45	Brianna Harris, Cal St. San B'dino vs. UC San Diego	Nov. 20, 2004
45	Orita Stewart, Mercy vs. Concordia (N.Y.)	Sept. 15, 1997
44	Andrea Ferchaw, Cal St. L.A. vs. Grand Canyon	Nov. 17, 1995
43	Carrie Ritchie, Ashland vs. Gannon	Nov. 9, 2003
42	Ellen LaFiore, Ala.-Huntsville vs. Montevallo	Oct. 10, 2000
41	Sarah Butler, West Tex. A&M vs. Tampa	Dec. 4, 1999
41	Michelle Baity, Lenoir-Rhyne vs. Catawba	Oct. 18, 1999
41	Daria McConnell, Central Mo. St. vs. Alas. Anchorage	Oct. 2, 1999
41	Marisol Mosquera, Michigan Tech vs. Wayne St. (Mich.)	Nov. 15, 1997

No.	Player, Team vs. Opponent	Date
41	Amanda Schmidt, Shepherd vs. Slippery Rock	Oct. 31, 1997
41	Alecia Facey, St. Augustine's vs. UNC Pembroke	Oct. 28, 1995
41	Kathy O'Connor, Ferris St. vs. Oakland	Sept. 25, 1993
40	Marisol Mosquera, Michigan Tech vs. Northwood	Nov. 7, 1997
40	Beth Mann, Presbyterian vs. Catawba	Sept. 24, 1997
40	Candy Lench, UC Davis vs. Sonoma St.	Oct. 27, 1992
40	Becky Thyhsen, Fla. Southern vs. South Fla.	Oct. 5, 1991

TOTAL ATTEMPTS, THREE-GAME MATCH

No.	Player, Team vs. Opponent	Date
74	Noelia Castillo, Queens (N.Y.) vs. Bentley	Sept. 11, 1999
72	Cassandra Cole, Hillsdale vs. Truman	Sept. 5, 1999
69	Mary Kate Glow, Ashland vs. Northern Mich.	Oct. 15, 2005
69	Amanda Schmidt, Shepherd vs. Charleston (W.V.)	Sept. 27, 1997
69	Wendy Balut, North Fla. vs. Tampa	Oct. 28, 1995
69	Amy Mayor, Pace vs. Dowling	Oct. 14, 1995
68	Mary Kate Glow, Ashland vs. Wayne St. (Mich.)	Sept. 20, 2005
68	Courtney Fochtman, Fairmont St. vs. Mercyhurst	Sept. 6, 1996
67	Carrie Ritchie, Ashland vs. Wayne St. (Mich.)	Oct. 31, 2003
66	Lucy Arroyo, Henderson St. vs. Harding	Oct. 25, 2001
66	Amy Wade, Cal St. Bakersfield vs. Cal St. Chico	Oct. 20, 2000
66	Sarah Butler, West Tex. A&M vs. Augustana (S.D.)	Sept. 4, 1999
66	Heidi Day, Portland St. vs. Portland	Nov. 20, 1996
65	Shailla Farley, Harding vs. Central Ark.	Sept. 30, 2003
65	Carrie Ritchie, Ashland vs. Gannon	Sept. 27, 2003
65	Lucy Arroyo, Henderson St. vs. Southern Ark.	Oct. 11, 2001
64	Erika Figueiredo, St. Edward's vs. Drury	Nov. 12, 2004
63	Erika Figueiredo, St. Edward's vs. Tampa	Aug. 31, 2002
63	Lucy Arroyo, Henderson St. vs. Rockhurst	Oct. 20, 2001
63	Lindsay Rust, SIU Edwardsville vs. Indianapolis	Oct. 28, 2000
63	Amy Wade, Cal St. Bakersfield vs. Grand Canyon	Oct. 27, 2000
62	Amy Wade, Cal St. Bakersfield vs. Sonoma St.	Nov. 10, 2000
61	Janelle Zehr, Truman vs. Hillsdale	Sept. 5, 1999
61	Vanessa Valansi, BYU-Hawaii vs. Hawaii Pacific	Sept. 4, 1999

TOTAL ATTEMPTS, FOUR-GAME MATCH

No.	Player, Team vs. Opponent	Date
112	Amy Wade, Cal St. Bakersfield vs. Cal St. San B'dino	Oct. 25, 2000
94	Christie Hackmann, Truman vs. Emporia St.	Oct. 21, 1995
87	April Mellott, East Stroudsburg vs. West Chester	Oct. 27, 1999
85	Carrie Ritchie, Ashland vs. Ferris St.	Nov. 13, 2004
84	Lucy Arroyo, Henderson St. vs. Arkansas Tech.	Nov. 1, 2001
84	Noelia Castillo, Queens (N.Y.) vs. Bryant	Nov. 16, 2000
84	Romana Moravkova, Northwood vs. Northern Ky.	Nov. 21, 1999
84	Cathy Bell, Cal Poly Pomona vs. Western Ore.	Sept. 4, 1999
83	Carrie Ritchie, Ashland vs. Wayne St. (Mich.)	Sept. 30, 2004
83	Deanna Behnfeldt, Findlay vs. Hillsdale	Sept. 9, 2000
83	Noelia Castillo, Queens (N.Y.) vs. Dowling	Nov. 6, 1999
82	Carrie Ritchie, Ashland vs. Wayne St. (Mich.)	Oct. 4, 2003
82	Lucy Arroyo, Henderson St. vs. Arkansas Tech.	Nov. 10, 2001
82	Lindsay Voss, Augustana (S.D.) vs. Northern Colo.	Nov. 13, 1999
82	Jé'nelle Roush, Cal St. Dom. Hills vs. Cal Poly Pomona	Oct. 13, 1999
81	Erin Contons, Southwest Minn. St. vs. Minn. St. Moorhead	Nov. 11, 2005
81	Carrie Wentzel, Bellarmine vs. Indianapolis	Oct. 23, 1999
81	Ronda Price, North Ala. vs. Truman	Sept. 24, 1999
80	Alma Brahimaj, Central Okla. vs. Cameron	Oct. 23, 2001
79	Jamie Liefveld, Cal St. San B'dino vs. Cal St. Bakersfield	Oct. 25, 2000
79	Kerri Lapkowski, NYIT vs. Adelphi	Sept. 22, 1997
79	Danielle Snyder, Slippery Rock vs. Tiffin	Sept. 6, 1997

TOTAL ATTEMPTS, FIVE-GAME MATCH

No.	Player, Team vs. Opponent	Date
125	Alma Brahimaj, Central Okla. vs. Cameron	Nov. 4, 2000
120	Carrie Ritchie, Ashland vs. Gannon	Nov. 9, 2003
116	Andrea Ferchaw, Cal St. L.A. vs. Grand Canyon	Oct. 28, 1995
115	Andreea Cotoranu, Pace vs. NYIT	Oct. 23, 2000
110	Jennifer Purvis, Abilene Christian vs. St. Mary's (Tex.)	Nov. 5, 2000
106	Nicole Farrell, Wheeling Jesuit vs. Post	Oct. 13, 1998
103	Brianna Harris, Cal St. San B'dino vs. UC San Diego	Nov. 20, 2004
103	Daria McConnell, Central Mo. St. vs. Alas. Anchorage	Oct. 2, 1999
100	Carrie Ritchie, Ashland vs. Lake Superior St.	Oct. 17, 2003
99	Shawna Parkinson, Chapman vs. UC San Diego	Oct. 26, 1993
98	Elvira Vakhidova, Barry vs. West Tex. A&M	Dec. 7, 1997
98	Ginger Stanley, Eastern N.M. vs. Truman	Oct. 28, 1994
97	Jennifer Cabanilla, St. Mary's (Tex.) vs. St. Edward's	Oct. 24, 2000
96	Carrie Ritchie, Ashland vs. Michigan Tech.	Oct. 16, 2004
96	Carrie Ritchie, Ashland vs. Hillsdale	Nov. 1, 2003
96	Noelia Castillo, Queens (N.Y.) vs. C.W. Post	Oct. 30, 1999
96	Tia Self, Northern Colo. vs. Colo. Christian	Sept. 5, 1998

No.	Player, Team vs. Opponent	Date
95	Carrie Ritchie, Ashland vs. Findlay.....	Oct. 20, 2004
95	Carrie Ritchie, Ashland vs. Tiffin.....	Sept. 26, 2003
93	Merridee Peterson-Rodel, South Dakota St. vs. St. Cloud St.	Sept. 27, 1996

**BEST HITTING PERCENTAGE
(10-14 attempts)**

Pct.	(K-E/TA) Player, Team vs. Opponent	Date
1.000	(13-0/13) Kim Merrill, S.C.-Aiken vs. N.C. Central.....	Oct. 18, 1997
1.000	(11-0/11) Debbie Sant'Anna, Hawaii Pacific vs. Central Wash.	Oct. 14, 2000
1.000	(10-0/10) Dana Coffey, Cal St. L.A. vs. Sonoma St.	Sept. 22, 2000
1.000	(10-0/10) Kris Kane, Bentley vs. St. Rose.....	Oct. 19, 1996
.929	(13-0/14) Becky Stone, West Ala. vs. Faulkner.....	Aug. 30, 2002
.929	(13-0/14) Becky Thyhsen, Fla. Southern vs. Minn. St. Mankato.....	Nov. 1, 1991
.929	(13-0/14) Shelly Held, Minn. Duluth vs. Mich.-Dearborn.....	Sept. 5, 1987
.923	(12-0/13) Lindsey Gann, Mississippi-Women vs. West Ga.	Sept. 18, 1999
.923	(12-0/13) Arwin Ray, Central Okla. vs. Southeastern Okla.	Sept. 29, 1998
.923	(12-0/13) Sheri Grewe, Mo.-St. Louis vs. Quincy.....	Sept. 1, 1996
.923	(12-0/13) Brenda Baumann, Neb.-Omaha vs. Minn. Duluth.....	1987
.917	(11-0/12) Andrea Voss, SIU Edwardsville vs. Belmont Abbey.....	Sept. 5, 2003
.917	(11-0/12) Mandie Moyer, Edinboro vs. East Stroudsburg.....	Oct. 9, 1999
.917	(11-0/12) Monica Marlowe, Truman vs. Central Mo. St.	Sept. 18, 1999
.917	(11-0/12) Amy McCall, West Va. Wesleyan vs. IUPUI.....	Sept. 6, 1997
.917	(11-0/12) Cristina Pereira, West Tex. A&M vs. Tex. A&M-Commerce.....	Sept. 20, 1991

**BEST HITTING PERCENTAGE
(15-19 attempts)**

Pct.	(K-E/TA) Player, Team vs. Opponent	Date
.941	(16-0/17) Nesrin Seckin, North Ala. vs. Mississippi-Women.....	Oct. 10, 2000
.889	(16-0/18) Bridget Pyles, Arkansas Tech vs. Southern Ark.	Oct. 19, 2000
.882	(16-1/17) Jodi Winchell, Fort Lewis vs. N.M. Highlands.....	Sept. 24, 1999
.875	(14-0/16) Seudalina Barutova, Montevallo vs. Clark-Atlanta.....	Oct. 4, 2002
.875	(14-0/16) Ann Marie Flynn, Bentley vs. NYIT.....	Sept. 12, 1997
.875	(14-0/16) Crissy Canada, Metro St. vs. Fla. Southern.....	Oct. 31, 1993
.867	(13-0/15) Bunmi Akinnusotu, Bryant vs. Franklin Pierce.....	Sept. 13, 2001
.867	(13-0/15) Gabi Raposo, Montevallo vs. Albany St. (Ga.).....	Sept. 6, 2001
.867	(13-0/15) Flavia Gabinio, Hawaii Pacific vs. Hawaii-Hilo.....	Oct. 21, 2000
.867	(13-0/15) Beth Stalder, Clarion vs. Southampton.....	Oct. 6, 2000
.867	(13-0/15) Rachel Price, North Ala. vs. Central Ark.	Nov. 14, 1998
.867	(13-0/15) Melissa Serio, Tampa vs. Lynn.....	Nov. 8, 1997
.867	(13-0/15) Kim Falkenhagen, Northern Mich. vs. West Va. Wesleyan.....	Dec. 2, 1995
.867	(14-1/15) Janeen Conforti, Dowling vs. Southern Conn. St.	Sept. 22, 1995
.833	(15-0/18) Jennifer Brigham, Pace vs. Stonehill.....	Oct. 9, 1999

**BEST HITTING PERCENTAGE
(20 or more attempts)**

Pct.	(K-E/TA) Player, Team vs. Opponent	Date
.962	(25-0/26) Fawne Allossery, Wayne St. (Mich.) vs. Mo.-St. Louis.....	Aug. 29, 1997
.857	(19-1/21) Brittany Gates, Indiana (Pa.) vs. West Virginia St.	Sept. 4, 2004
.850	(17-0/20) Jolene Bunk, Fla. Southern vs. Drury.....	Oct. 6, 2000
.850	(17-0/20) Andreea Cotoranu, Pace vs. Southern Conn. St.	Sept. 12, 2000
.850	(17-0/20) Angie Matzen, Barry vs. St. Leo.....	Oct. 16, 1999
.846	(24-2/26) Becky Stitt, Ala.-Huntsville vs. King's (Pa.).....	Sept. 5, 1997
.833	(20-0/24) Ronda Price, North Ala. vs. Montevallo.....	Nov. 5, 1996
.833	(20-0/24) Kim Crawford, Fla. Southern vs. St. Leo.....	1994
.826	(20-1/23) Corinne Donnelly, Regis (Colo.) vs. Fort Hays St.	Oct. 13, 1989
.810	(18-1/21) Laura Hall, Indiana (Pa.) vs. East Stroudsburg.....	Sept. 28, 2002
.810	(18-1/21) Christy Omiecinski, Montevallo vs. Tuskegee.....	Sept. 21, 2001
.808	(21-0/26) Ellen LaFiore, Ala.-Huntsville vs. West Ga.	Oct. 12, 1999
.800	(16-0/20) Kristin Vincent, Central Okla. vs. Lubbock Christian.....	Oct. 14, 1993
.800	(16-0/20) Michele Highland, Neb.-Omaha vs. Truman.....	Sept. 26, 1992
.773	(17-0/22) Shelby Bunting, Kutztown vs. Stonehill.....	Sept. 10, 2005
.773	(17-0/22) Jennifer Brigham, Pace vs. St. Michael's.....	Nov. 6, 1999
.773	(18-1/22) Arlete Silva, BYU-Hawaii vs. Chaminade.....	Sept. 4, 1999
.773	(18-1/22) Roxie Rath, South Dakota St. vs. Western N.M.	Aug. 28, 1998

Setting

ASSISTS, THREE-GAME MATCH

No.	Player, Team vs. Opponent	Date
84	Krista Gehauf, Mesa St. vs. Regis (Colo.).....	1994
75	Twailla Yamashita, Fort Lewis vs. UC-Colo. Spgs.	Oct. 21, 1994
69	Dusty True, Colorado St.-Pueblo. vs. Eastern N.M.	Sept. 21, 1991
68	Alysia Kern, North Fla. vs. S.C. Upstate.....	Oct. 26, 1997
67	Lisa Poeschl, Edinboro vs. Indiana (Pa.).....	Sept. 26, 2000
66	Linnea Kiilsgaard, Northern Colo. vs. North Dakota.....	Nov. 11, 2000
66	Kari Peterson, Augustana (S.D.) vs. Minn. Duluth.....	Sept. 4, 1999
65	Lynn Hrbek, Shepherd vs. Ferrum.....	Sept. 18, 1993

No.	Player, Team vs. Opponent	Date
64	Erika Van Arsdale, Montevallo vs. Northwest Mo. St.	Oct. 12, 2001
64	Meredith Neff, Wheeling Jesuit vs. Lees-McRae.....	Sept. 12, 1997
64	Trish Heffelfinger, Lock Haven vs. Alderson-Broaddus.....	Oct. 22, 1993
63	Holly Welter, North Dakota vs. Northern Colo.	Nov. 11, 2000
63	Tina Finnie, Christian Bros. vs. Rhodes.....	Sept. 16, 1998
63	Linda LaCasto, Pace vs. C.W. Post.....	Oct. 2, 1991
62	Kari Peterson, Augustana (S.D.) vs. Northern Colo.	Nov. 17, 2000
62	Amy Gruszynski, Northwood vs. Northern Mich.	Nov. 20, 1999
62	Lisa Spencer, Ala.-Huntsville vs. Lincoln Memorial.....	Sept. 26, 1999
62	Melissa Carper, Neb.-Kearney vs. Wayne St. (Neb.).....	Oct. 21, 1998
62	Chrissy Still, Dowling vs. Concordia (N.Y.).....	Sept. 23, 1998
62	Cassie Leonard, Shepherd vs. Mount Olive.....	Nov. 1, 1997

ASSISTS, FOUR-GAME MATCH

No.	Player, Team vs. Opponent	Date
93	Roxanna Rivera, S.C.-Aiken vs. Presbyterian.....	Oct. 6, 1994
92	Kari Peterson, Augustana (S.D.) vs. West Tex. A&M.....	Nov. 30, 2000
92	Lora Houdek, Metro St. vs. Regis (Colo.).....	Nov. 12, 1993
92	Sandy Callahan, West Tex. A&M vs. Central Mo. St.	Nov. 4, 1990
85	Lisa Poeschl, Edinboro vs. Indiana (Pa.).....	Oct. 31, 2000
84	Kara Brown, Rockhurst vs. South Dakota.....	Oct. 2, 2000
84	Jennifer Streltsoff, Cal St. Bakersfield vs. Metro St.	Sept. 24, 1993
83	Kari Peterson, Augustana (S.D.) vs. Northern Colo.	Nov. 4, 2000
83	Heather Mizer, Northern Mich. vs. Northwood.....	Oct. 2, 1998
83	Missy Meyer, Fla. Southern vs. Barry.....	Nov. 19, 1994
82	Joy Burkholder, Cal St. Bakersfield vs. Cal St. L.A.	Sept. 18, 1998
82	Liu Jun, Northern Mich. vs. St. Cloud St.	Aug. 31, 1996
81	Jessica Bartter, UC San Diego vs. Western Wash.	Aug. 25, 2000
81	Crystal Poskey, Francis Marion vs. Presbyterian.....	Nov. 7, 1997
80	Lisa Poeschl, Edinboro vs. California (Pa.).....	Oct. 24, 2000
80	Jayne Adams, Emporia St. vs. Harding.....	Sept. 30, 2000
80	Brenda Walters, Quincy vs. Wis.-Parkside.....	Oct. 2, 1999
80	Amy Thomas, San Fran. St. vs. UC Davis.....	Nov. 15, 1996
80	Rachel Gatewood, Central Mo. St. vs. Portland St.	Dec. 1994

ASSISTS, FIVE-GAME MATCH

No.	Player, Team vs. Opponent	Date
99	Andrea Belisle, Southwest Baptist vs. Pittsburg St.	Oct. 15, 1994
96	Andrea Belisle, Southwest Baptist vs. Washburn.....	Oct. 15, 1994
95	Traci Maier, St. Francis (Ill.) vs. Mt. Vernon Nazarene.....	Nov. 17, 1995
91	Randi Kinzer, Abilene Christian vs. St. Mary's (Tex.).....	Sept. 2, 2000
91	Amy Horgan, Wayne St. (Mich.) vs. Michigan Tech.....	Nov. 15, 1997
90	Brenda Walters, Quincy vs. Culver-Stockton.....	Oct. 24, 2000
90	Adriana Huerta, Cal St. L.A. vs. Grand Canyon.....	Nov. 17, 1995
90	Stacy Metro, Northern Mich. vs. Portland St.	Dec. 7, 1992
89	Carrie Noble, Neb.-Omaha vs. South Dakota St.	Nov. 13, 1999
89	Natalie Salvo, Pace vs. St. Rose.....	Oct. 13, 1991
87	Carrie Noble, Neb.-Omaha vs. Northern Colo.	Oct. 26, 1999
87	Jeanie Sutter, Mesa St. vs. Adams St.	Oct. 23, 1998
87	Rhaya Tomberlin, Minn. Duluth vs. St. Cloud St.	Sept. 23, 1989
86	Stacey Meek, Central Okla. vs. Cameron.....	Nov. 4, 2000
86	Jane Baumgartner, Ala.-Huntsville vs. Montevallo.....	Oct. 10, 2000
86	Jennifer Carvalho, Bryant vs. Stonehill.....	Oct. 28, 1997

Service

SERVICE ACES, THREE-GAME MATCH

No.	Player, Team vs. Opponent	Date
22	Katie Koenig, Millersville vs. Cheyney.....	Oct. 12, 2004
22	Alicia Kocelis, Indiana (Pa.) vs. Cheyney.....	Sept. 25, 2004
20	Kristi Fiorillo, Clarion vs. Cheyney.....	Oct. 9, 2004
19	Stephanie McCarthy, West Chester vs. Cheyney.....	Oct. 19, 1999
17	Holly Richardson, New Haven vs. IPFW.....	Nov. 6, 1999
16	Richelle Yaworsky, Kutztown vs. Cheyney.....	Oct. 1, 1996
16	Christina Hurlburt, Southern Conn. St. vs. Adelphi.....	Sept. 7, 1995
15	Gabriela Mokra, Virginia Union vs. St. Paul's.....	Sept. 7, 2004
15	Michele Wilson, Virginia St. vs. Elizabeth City St.	Sept. 21, 1998
14	Mikaela Ondek, Indiana (Pa.) vs. Cheyney.....	Sept. 25, 2004
14	Shannah Malmer, Kutztown vs. Cheyney.....	Sept. 21, 1999
14	Ruth Evans, Neb.-Omaha vs. St. Mary (Neb.).....	1988
13	Heather Schreiber, Kutztown vs. Cheyney.....	Nov. 2, 2004
13	Gabi Raposo, Montevallo vs. Spelman.....	Oct. 20, 2001
13	Missy Paterson, Coker vs. Peace.....	Oct. 22, 1997
13	Crystal Cofield, Shaw vs. Elizabeth City St.	Nov. 6, 1996
13	Nancy Blakeslee, Fla. Southern vs. Florida Tech.....	Oct. 30, 1984
12	Katharine Criswell, Shippensburg vs. Cheyney.....	Oct. 7, 2004
12	Bianna Williams, Shippensburg vs. Cheyney.....	Oct. 7, 2004
12	Amanda Dawson, Indiana (Pa.) vs. Cheyney.....	Sept. 25, 2004
12	Christina Taylor, Virginia Union vs. St. Paul's.....	Sept. 7, 2004
12	Kelly Bebee, Lock Haven vs. Cheyney.....	Oct. 11, 2003

No.	Player, Team vs. Opponent	Date
12	Patricia Oslislo, Lock Haven vs. Cheyney	Sept. 28, 2002
12	Kim Sheehan, Pace vs. Assumption	Oct. 20, 2001
12	Monica Herrera, Mercy vs. St. Thomas Aquinas	Oct. 13, 2001
12	Jessica Euell, St. Rose vs. Green Mountain	Sept. 27, 2001
12	Monica Herrera, Mercy vs. C.W. Post	Sept. 19, 2001
12	Marcia Monaco, Bryant vs. Southern Conn. St.	Sept. 11, 1998
12	Coleen Roberts, Pace vs. Molloy	Nov. 2, 1997
12	Chelsea Terrell, Metro St. vs. Colorado St.-Pueblo	Oct. 21, 1993

SERVICE ACES, FOUR-GAME MATCH

No.	Player, Team vs. Opponent	Date
16*	Nicole Primo, St. Rose vs. Nyack	Oct. 17, 2001
14	Shelly Peariso, Lake Superior St. vs. Wayne St. (Mich.)	Sept. 17, 1998
14	Jodi Cave, Angelo St. vs. Chapman	1991
13	Nicole Primo, St. Rose vs. Bentley	Oct. 27, 2001
12	Stephanie Speed, Ferris St. vs. Saginaw Valley	Nov. 8, 2002
12	Lori Shaffer, Edinboro vs. Clarion	Oct. 15, 1996
11	Traci Skrzypek, Grand Valley St. vs. Southern Ind.	Sept. 1, 2001
11	Sarah Crowell, Glenville St. vs. Alderson-Broaddus	Nov. 13, 1998
10	Danielle LeBaron, Bentley vs. St. Leo	Oct. 13, 2001
10	Jennifer Bambenek, Dowling vs. Concordia (N.Y.)	Sept. 17, 2001
10	Jill Anundson, Bemidji St. vs. Wis.-Superior	Oct. 3, 2000
10	Brennon Molberg, Cameron vs. Tarleton St.	Oct. 6, 1999
10	Jolene Cassel, Adams St. vs. Central Okla.	Aug. 27, 1999
10	Jodie Williams, Edinboro vs. Grand Valley St.	Aug. 29, 1998
10	Amy Mayor, Pace vs. Albany (N.Y.)	Sept. 27, 1996
10	Reeshamah Parkinson, Fayetteville St. vs. Livingstone	Sept. 19, 1996
10	Twailla Yamashita, Fort Lewis vs. N.M. Highlands	Oct. 26, 1994
10	Jessica Walter, Neb.-Kearney vs. Minn. St. Mankato	Sept. 17, 1994
10	Kelly Murphy, Shepherd vs. West Va. Tech	Oct. 5, 1991
10	Karla Danielson, North Dakota vs. Minn. St. Mankato	Sept. 13, 1991

*Record set with 30-point scoring format.

SERVICE ACES, FIVE-GAME MATCH

No.	Player, Team vs. Opponent	Date
19	Lena Rusche, Emporia St. vs. Friends (Kan.)	1991
16	Erin Scutt, Keene St. vs. Hartwick	Oct. 19, 1996
14	Ramona Caouette, Valdosta St. vs. Central Ark.	Sept. 14, 1996
12	Amanda Hilliard, Mount Olive vs. Queens (N.C.)	Sept. 25, 1998
12	Missy Ward, Oakland vs. Michigan Tech	Nov. 18, 1989
12	Kae Askam, Southampton vs. Buffalo	Nov. 10, 1989
12	Kari Kockler, Portland St. vs. Gonzaga	Oct. 1, 1989
11	Mary Morgan, Grand Canyon vs. North Dakota	Sept. 5, 1997
11	Julie Lawson, Central Ark. vs. Ouachita Baptist	Sept. 20, 1996
11	Julie Lawson, Central Ark. vs. Valdosta St.	Sept. 14, 1996
10	LaTasha Dillard, St. Paul's vs. Johnson C. Smith	Sept. 17, 2000
10	Kim Ries, Christian Bros. vs. Harding	Oct. 19, 1999
10	Jill Quast, Northwest Mo. St. vs. Macalester	Oct. 23, 1998
10	Shelly Harshberger, Fort Lewis vs. N.M. Highlands	Nov. 4, 1997
10	Marcie Monaco, Bryant vs. West Va. Wesleyan	Oct. 3, 1997
10	Sara Myskevitz, Minn. St. Moorhead vs. Wayne St. (Mich.)	Sept. 30, 1994
10	Trish Heffelfinger, Lock Haven vs. California (Pa.)	Nov. 9, 1993
10	Kristina Bianchi, Le Moyne vs. St. Lawrence	Sept. 17, 1991
10	Sharon Kampwerth, Mo.-St. Louis vs. Minn. Duluth	1991
10	Kelli Stoufer, NYIT vs. C.W. Post	Nov. 8, 1988
10	Anne Harrison, Oakland vs. Hillsdale	Sept. 23, 1986

CONSECUTIVE POINTS SERVED

No.	Player, Team vs. Opponent	Date
16	Erin Gudmundson, Neb.-Kearney vs. Doane	Sept. 6, 2003
15	Rebecca Knefelkamp, Truman vs. Christian Bros.	Oct. 11, 2003
15	Kierstan Jakowicz, North Fla. vs. S.C. Upstate	Nov. 7, 1998
15	Katie Rossiter, Bridgeport vs. N.J. Inst. of Tech.	Sept. 25, 1998
15	Liz Lamping, Northern Ky. vs. Georgetown (Ky.)	Sept. 22, 1998
15	Jill Henderson, Rollins vs. Armstrong Atlantic	Sept. 12, 1998
15	Carrie Hagan, Henderson St. vs. Mississippi Col.	Oct. 7, 1995
15	Shannon Owens, Barton vs. West Va. Wesleyan	Sept. 1995
15	Rosana Pacheco, Bentley vs. Southern N.H.	Nov. 2, 1987
14	Danelle Angus, Northern Colo. vs. N.C. Central	Sept. 13, 2003
14	Jenn McClain, Quinnipiac vs. St. Michael's	Oct. 25, 1997
13	Heather Barrus, Cal St. Bakersfield vs. N.M. Highlands	Aug. 30, 1999
13	Tammy Mademann, Northern St. vs. Winona St.	Nov. 1, 1997
12	Hitomi Hayashi, Bridgeport vs. N.J. Inst. of Tech.	Sept. 25, 1998
12	Sarah Harrison, Bridgeport vs. N.J. Inst. of Tech.	Sept. 25, 1998

Defense


DIGS, THREE-GAME MATCH

No.	Player, Team vs. Opponent	Date
45	Laura Freeman, Mesa St. vs. Colo. Christian	1993

No.	Player, Team vs. Opponent	Date
40	Laura Douglas, IPFW vs. Mo.-St. Louis	Nov. 12, 1998
40	Julie Burleson, St. Edward's vs. St. Mary's (Minn.)	Nov. 18, 1995
40	Carla Johnson, Eastern N.M. vs. Central Okla.	Nov. 10, 1989
39	Anita Garnett, Barry vs. SIU Edwardsville	Oct. 18, 1996
39	Debbie Hall, Elon vs. Presbyterian	Sept. 23, 1995
38	Cynthia Rollins, Columbia Union vs. Wilmington (Ohio)	Sept. 13, 1998
35	Lauren Anicker, Western N.M. vs. Hawaii-Hilo	Nov. 5, 2004
35	Johanna Ratliff, Tusculum vs. Lincoln Memorial	Sept. 5, 1998
35	Eavi Shovlin, Portland St. vs. Regis (Colo.)	Oct. 28, 1994
34	Carola Pierluisi, Bryant vs. Assumption	Sept. 17, 2004
34	Jill Effhauser, North Dakota vs. Neb.-Omaha	Oct. 19, 2002
34	Ashley Alexander, Virginia St. vs. St. Augustine's	Sept. 12, 1999
33	Daphne Epting, Carson-Newman vs. Tusculum	Sept. 2, 1997
33	Chris Sanford, Merrimack vs. Albany (N.Y.)	Oct. 26, 1996
31	Lavinia Macovschi, Pace vs. Adelphi	Sept. 17, 1999
31	Roxanna Rivera, S.C.-Aiken vs. Fla. Southern	Nov. 5, 1994
31	Satoko Miyamae, Truman vs. Texas Woman's	Sept. 4, 1992
30	Alyssa Gosnell, St. Rose vs. Southern Conn. St.	Oct. 31, 2004
30	Allyn Beam, Presbyterian vs. Mars Hill	Sept. 29, 2004
30	Amie Morrison, Harding vs. Truman	Sept. 13, 2003
30	Tara Wilson, Western Ore. vs. Northwest Nazarene	Nov. 4, 2000
30	Sarah Ahnen, Michigan Tech vs. Wayne St. (Mich.)	Sept. 17, 1999
30	Shannon Stroud, West Tex. A&M vs. Augustana (S.D.)	Sept. 4, 1999
30	Jody Glenn, Chadron St. vs. Colorado St.-Pueblo	Sept. 26, 1997
30	Michelle Dixon, Mo. Southern St. vs. Drury	Oct. 2, 1993

DIGS, FOUR-GAME MATCH

No.	Player, Team vs. Opponent	Date
60	Jocelyn Decker, Millersville vs. Kutztown	Oct. 4, 2005
54	Tamara Moorehead, Eastern N.M. vs. N.M. Highlands	Oct. 29, 1989
53	Wendy Watkins, Fort Hays St. vs. UC-Colo. Spgs.	Sept. 2, 1995
49	Stephanie Osborne, Ala.-Huntsville vs. Southwest Baptist	Aug. 29, 1997
47	Jami Schrock, Hillsdale vs. Wayne St. (Mich.)	Sept. 8, 2000
46	Debbie Hall, Elon vs. Catawba	Sept. 23, 1995
46	Kelly Koch, Pace vs. Mercy	Sept. 20, 1991
46	Shelly Knudson, Augustana (S.D.) vs. North Dakota	Sept. 21, 1990
44	Amie Morrison, Harding vs. Alas. Anchorage	Sept. 3, 2004
44	Laura Freeman, Mesa St. vs. Adams St.	1993
43	Shelly Peariso, Lake Superior St. vs. Grand Valley St.	Oct. 30, 1998
43	Jennifer Owens, Adams St. vs. UC-Colo. Spgs.	Oct. 31, 1994
42	Amie Morrison, Harding vs. Southern Ark.	Oct. 19, 2004
42	Annie Le Clerc, Assumption vs. Le Moyne	Aug. 31, 2002
41	Ann Dzierwa, Findlay vs. Wayne St. (Mich.)	Oct. 30, 2004
41	Keleise Tupuola, Humboldt St. vs. Western Ore.	Sept. 11, 1999
41	Monica Carnevalini, Bryant vs. Stony Brook	Sept. 19, 1998
40	Caitlin LeBlanc, Millersville vs. Edinboro	Oct. 15, 2004
40	Jennifer Brigham, Pace vs. Southampton	Sept. 18, 1999
40	Daphne Epting, Carson-Newman vs. Catawba	Nov. 2, 1997
39	Lauren Anicker, Western N.M. vs. Hawaii-Hilo	Nov. 6, 2004
39	Chris Sanford, Merrimack vs. Sacred Heart	Oct. 5, 1996
39	Jaime Martzell, Millersville vs. Lock Haven	Nov. 14, 1995
39	Kim Jackson, Central Mo. St. vs. Portland St.	Dec. 1994
39	Kevin Campbell, Neb.-Omaha vs. Air Force	Oct. 1, 1994



Millersville's Jocelyn Decker set the NCAA Division II record pulling up 60 digs in a four-game match versus Kutztown Oct. 4, 2005. As a senior, she led Division II with 7.12 digs/game, compiling 790 digs this past season.

DIGS, FIVE-GAME MATCH

No.	Player, Team vs. Opponent	Date
69	Jodi Cave, Angelo St. vs. Hastings (Neb.)1991
57	Debbie Hall, Elon vs. WingateOct. 25, 1995
56	Stacy Tapper, Eastern N.M. vs. West Tex. A&MOct. 11, 1989
56	Julie Myatt, West Tex. A&M vs. Eastern N.M.Oct. 11, 1989
55	Kathy Wevodau, West Chester vs. Wilmington (Ohio)Oct. 14, 1994
53	Roxanna Rivera, S.C.-Aiken vs. CatawbaSept. 16, 1995
52	Amy Hutson, St. Leo vs. S.C. UpstateOct. 14, 2000
52	Lorraine Chavez, Cal St. L.A. vs. UC San DiegoOct. 21, 1987
51	Jody Lindstrom, Millersville vs. GannonOct. 1, 1994
49	Tara Gaudet, Carson-Newman vs. Lenoir-RhyneSept. 24, 1994
49	Heather Devine, Central Okla. vs. Alas. AnchorageOct. 4, 1991
48	Marlena Cavallo, Slippery Rock vs. Wheeling JesuitSept. 4, 1999
46	Tia Self, Northern Colo. vs. South Dakota St.Oct. 17, 1998
45	Missy Beveridge, Mo. Southern St. vs. Columbia (Mo.)Oct. 18, 1990

SEASON RECORDS

Attack

KILLS (1981-2000)

Player, Team	Year	Games	K
Becky Thyhsen, Fla. Southern	1991	165	904
Carol Pereira, West Tex. A&M	1992	146	814
Shelly Lowery, Mo. Western St.	1994	148	809
Andreea Cotoranu, Pace	2000	139	787
Jessica Serrano, Stony Brook	1997	155	772
Noelia Castillo, Queens (N.Y.)	1999	96	771
Amanda Schmidt, Shepherd	1997	140	766
Lori Krampfer, Southeast Mo. St.	1988	—	753
Becky Kofoed, Metro St.	1989	175	749
Janet Cobbs, North Dakota St.	1987	158	739
Sarah Butler, West Tex. A&M	1999	121	735
Amy Mayor, Pace	1997	164	735
Heather Jensen, North Ala.	1996	164	730
Shelly Held, Minn. Duluth	1987	187	730
Christy Wieneke, Cal St. Bakersfield	1994	134	711
Amy Miller, Mesa St.	1994	164	710
Patty Theis, Ferris St.	1987	166	710
Cheryl Stout, Glenville St.	1998	145	706
Julie Sherman, North Dakota St.	1991	141	705
Denene Jacovetta, Regis (Colo.)	1984	—	704

KILLS WITH 30-POINT SCORING FORMAT (2001-PRESENT)

Player, Team	Year	Games	K
Lucy Arroyo, Henderson St.	2001	139	919
Yana Ninova, North Ala.	2003	140	857
Andreea Cotoranu, Pace	2001	124	816
Jessica Shepler, Rockhurst	2003	153	767
Vanessa Ferretti, North Ala.	2005	133	757
Erin Deffenbaugh, Northern Colo.	2002	121	743
Erika Figuereido, St. Edward's	2002	136	730
Noelia Castillo, Queens (N.Y.)	2001	121	721
Carrie Ritchie, Ashland	2003	105	718
Keauna Vinson, Barton	2005	137	717
Elizabeth Anyigor-Abitogun, Pittsburg St.	2004	130	716
Nikki Dancer, Henderson St.	2002	123	706
Heidi Busch, Mount Olive	2004	126	701
Carrie Ritchie, Ashland	2004	117	699
Laura Hall, Indiana (Pa.)	2001	130	692
Ellen Lafore, Ala.-Huntsville	2001	141	683
Erin Contons, Southwest Minn. St.	2005	120	667
Jessica Shepler, Rockhurst	2002	143	666
Ningning Liu, Arkansas Tech	2002	129	652
Olivia Francescini, Southeastern Okla.	2005	129	650

KILLS PER GAME (1981-2000) (Minimum 500 kills)

Player, Team	Year	Games	K	Avg.
Noelia Castillo, Queens (N.Y.)	1999	96	771	8.03
Masha Mosenzhnik, Queens (N.Y.)	1997	99	657	6.64
Pavla Melicharova, Northwood	1993	104	678	6.52
Sarah Butler, West Tex. A&M	1999	121	735	6.07
Pavla Melicharova, Northwood	1995	109	655	6.01
Pavla Melicharova, Northwood	1994	110	651	5.92
Romana Moravkova, Northwood	1999	103	599	5.82
Amy Wade, Cal St. Bakersfield	2000	103	594	5.77
Noelia Castillo, Queens (N.Y.)	2000	117	672	5.74

Player, Team	Year	Games	K	Avg.
Andreea Cotoranu, Pace	2000	139	787	5.66
Daria McConnell, Central Mo. St.	1999	123	692	5.63
Alma Brahimaj, Central Okla.	2000	115	644	5.60
Kristan Schuster, Michigan Tech	1995	120	670	5.58
Carol Pereira, West Tex. A&M	1992	146	814	5.58
Pavla Melicharova, Northwood	1996	125	692	5.54
Sheri Kaiser, Southern Ind.	1993	105	577	5.50
Nicole Smith, Armstrong Atlantic	1994	113	620	5.49
Becky Thyhsen, Fla. Southern	1991	165	*904	5.48
Amanda Schmidt, Shepherd	1997	140	766	5.47
Shelly Lowery, Mo. Western St.	1994	148	809	5.47

*Record.

KILLS PER GAME WITH 30-POINT SCORING FORMAT (2001-PRESENT)

(Minimum 500 kills)

Player, Team	Year	Games	K	Avg.
Yu Chuan Weng, BYU-Hawaii	2005	79	559	7.08
Carrie Ritchie, Ashland	2003	105	718	6.84
Lucy Arroyo, Henderson St.	2001	139	*919	6.61
Andreea Cotoranu, Pace	2001	124	816	6.58
Erin Deffenbaugh, Northern Colo.	2002	121	743	6.14
Yana Ninova, North Ala.	2003	140	857	6.12
Yulissa Zamudio, Mercy	2001	104	633	6.09
Stephanie Higgins, Western N.M.	2005	99	601	6.07
Carrie Ritchie, Ashland	2004	117	699	5.97
Noelia Castillo, Queens (N.Y.)	2001	121	721	5.96
Yulissa Zamudio, Mercy	2003	88	514	5.84
Nikki Dancer, Henderson St.	2002	123	706	5.74
Vanessa Ferretti, North Ala.	2005	133	757	5.69
Agnieszka Pregarowska, NJIT	2005	103	584	5.67
Anna Bondarenko, Queens (N.Y.)	2003	110	619	5.63
Susy Garbelotti, Hawaii Pacific	2002	90	504	5.60
Sarah Halligan, Belmont Abbey	2003	103	574	5.57
Heidi Busch, Mount Olive	2004	126	701	5.56
Erin Contons, Southwest Minn. St.	2005	120	667	5.56
Angie Casado, N.J. Inst. of Tech.	2004	93	516	5.55

*Record.

TOTAL ATTEMPTS (1981-2000)

Player, Team	Year	Games	TA
Shelly Held, Minn. Duluth	1987	187	1,973
Christie Hackmann, Truman	1995	132	1,955
Niki Mock, Fort Hays St.	1991	—	1,930
Denene Jacovetta, Regis (Colo.)	1984	—	1,879
Jessica Serrano, Stony Brook	1997	155	1,852
Amanda Schmidt, Shepherd	1997	140	1,802
Jennifer Sigman, Truman	1996	154	1,771
Becky Kofoed, Metro St.	1989	175	1,737
Linda Nicoski, Minn. Duluth	1987	184	1,725
Deanna Behnfeldt, Findlay	2000	141	1,719

BYU Hawaii's Yu Chuan Weng compiled 559 kills in 79 games in 2005, averaging 7.08 kills per game to lead Division II. That average ranks second all-time in Division II and is the best since the 30-point scoring format was instituted in 2001.



Henry Bargas/NCAA Photos

Player, Team	Year	Games	TA
Kory Langley, Pace.....	1998	153	1,700
Becky Thyhsen, Fla. Southern.....	1991	165	1,689
Amy Mayor, Pace.....	1997	164	1,681
Debbie Hall, Elon.....	1995	172	1,653
Lori Kramper, Southeast Mo. St.	1988	—	1,648
Cheryl Stout, Glenville St.	1998	145	1,642
Alma Brahimaj, Central Okla.	2000	115	1,636
Missy Beveridge, Mo. Southern St.	1991	159	1,634
Amy Mayor, Pace.....	1995	140	1,633
Amy Wade, Cal St. Bakersfield.....	2000	103	1,632

TOTAL ATTEMPTS WITH 30-POINT SCORING FORMAT (2001-PRESENT)

Player, Team	Year	Games	TA
Lucy Arroyo, Henderson St.	2001	139	2,165
Carrie Ritchie, Ashland.....	2003	105	1,837
Mary Kate Glowe, Ashland.....	2005	121	1,802
Erika Figueiredo, St. Edward's.....	2002	136	1,774
Carrie Ritchie, Ashland.....	2004	117	1,745
Erin Deffenbaugh, Northern Colo.	2002	121	1,736
Erin Contons, Southwest Minn. St.	2005	120	1,649
Alma Brahimaj, Central Okla.	2002	131	1,620
Yana Ninova, North Ala.	2003	140	1,617
Melanie Bull, Clarion.....	2003	122	1,605
Erika Figueiredo, St. Edward's.....	2004	132	1,587
Kelsey Kosick, Cameron.....	2003	122	1,581
Ningning Liu, Arkansas Tech.....	2002	129	1,577
Alma Brahimaj, Central Okla.	2001	119	1,574
Laura Hall, Indiana (Pa.).....	2001	130	1,572
Andreea Cotoranu, Pace.....	2001	124	1,511
Veronica Piech, Harding.....	2003	133	1,504
Beverly Stais, Fla. Southern.....	2004	127	1,495
Shailla Farley, Harding.....	2003	131	1,484
Jenny Lass, Mississippi-Women.....	2002	124	1,475

TOTAL ATTEMPTS PER GAME (1981-2000) (Minimum 1,200 attempts)

Player, Team	Year	Games	TA	Avg.
Noelia Castillo, Queens (N.Y.).....	1999	96	1,571	16.36
Amy Wade, Cal St. Bakersfield.....	2000	103	1,632	15.84
Masha Mosenzhnik, Queens (N.Y.).....	1997	99	1,485	15.00
Christie Hackmann, Truman.....	1995	132	1,955	14.81
Shawna Parkinson, Chapman.....	1993	86	1,234	14.35
Alma Brahimaj, Central Okla.	2000	115	1,636	14.23
Amanda Schmidt, Shepherd.....	1997	140	1,802	12.87
Nicole Farrell, Wheeling Jesuit.....	1998	123	1,535	12.48
Sarah Butler, West Tex. A&M.....	1999	121	1,477	12.21
Deanna Behrfeldt, Findlay.....	2000	141	1,719	12.19
Jessica Serrano, Stony Brook.....	1997	155	1,852	11.95
Neely Forbes, Truman.....	1994	136	1,603	11.79
Amy Mayor, Pace.....	1995	140	1,633	11.66
Tasha Feldman, Morningside.....	1997	117	1,351	11.55
Lindsay Voss, Augustana (S.D.).....	2000	112	1,293	11.54
Pavla Melicharova, Northwood.....	1994	110	1,267	11.52
Jennifer Sigman, Truman.....	1996	154	1,771	11.50
Rachael Schmiege, North Dakota St.	2000	120	1,379	11.49
Erin Slover, Cal St. Chico.....	1992	109	1,251	11.48
Pavla Melicharova, Northwood.....	1995	109	1,241	11.39

TOTAL ATTEMPTS PER GAME WITH 30-POINT SCORING FORMAT (2001-PRESENT) (Minimum 1,200 attempts)

Player, Team	Year	Games	TA	Avg.
Carrie Ritchie, Ashland.....	2003	105	1,837	17.50
Lucy Arroyo, Henderson St.	2001	139	*2,165	15.58
Carrie Ritchie, Ashland.....	2004	117	1,745	14.91
Mary Kate Glowe, Ashland.....	2005	121	1,802	14.89
Erin Deffenbaugh, Northern Colo.	2002	121	1,736	14.35
Erin Contons, Southwest Minn. St.	2005	120	1,649	13.47
Susy Garbelotti, Hawaii Pacific.....	2002	90	1,204	13.38
Alma Brahimaj, Central Okla.	2001	119	1,574	13.22
Brianna Harris, Cal St. San B'dino.....	2004	102	1,343	13.17
Melanie Bull, Clarion.....	2003	122	1,605	13.16
Erika Figueiredo, St. Edward's.....	2002	136	1,774	13.04
Callie Zwettler, Minn. Duluth.....	2004	111	1,446	13.03
Kelsey Kosick, Cameron.....	2003	122	1,581	12.96
Kelsey Kosick, Cameron.....	2002	110	1,400	12.73
Elizabeth Narkon, Western N.M.	2004	117	1,450	12.39
Alma Brahimaj, Central Okla.	2002	131	1,620	12.37
Ningning Liu, Arkansas Tech.....	2002	129	1,577	12.22
Andreea Cotoranu, Pace.....	2001	124	1,511	12.19
Callie Zwettler, Minn. Duluth.....	2003	107	1,296	12.11

*Record.

HITTING PERCENTAGE (1981-2000)

(Minimum 3 attempts per game through 1999 season; Minimum 4 attempts per game in 2000)

Player, Team	Year	Games	K-E/TA	Pct.
Stacy Metro, Northern Mich.	1993	109	206-33/339	.510
Roxann Meyer, Truman.....	1987	104	246-62/361	.510
Carol Pereira, West Tex. A&M.....	1990	118	586-67/1,031	.503
Kelly Sabol, West Va. Wesleyan.....	1996	123	434-61/744	.501
Linda Samuelson, Air Force.....	1982	—	652-115/1,084	.495
Cristina Pereira, West Tex. A&M.....	1991	132	515-65/912	.493
Cristina Pereira, West Tex. A&M.....	1990	125	580-78/1,021	.492
Peggy Stead, C.W. Post.....	1996	81	240-42/407	.486
Kim Merrill, S.C.-Aiken.....	1997	131	541-73/963	.486
Michele Dinius, Bemidji St.	1999	118	197-26/355	.482
Corinne Donnelly, Regis (Colo.).....	1989	—	453-101/745	.472
Yolanda Berry, Kentucky St.	1996	81	285-58/481	.472
Cheryl DeVita, Air Force.....	1983	—	600-90/1,081	.472
Becky Thyhsen, Fla. Southern.....	1991	165	*904-118/1,689	.465
Julie Blosssey, St. Cloud St.	1985	—	287-32/549	.464
Krissy Burt, Francis Marion.....	1996	87	339-45/633	.464
Linda Samuelson, Air Force.....	1983	—	702-159/1,195	.454
Stephanie Gockley, Mo. Southern St.	1996	113	523-89/960	.452
Dingding Lu, California (Pa.).....	2000	113	374-75/670	.446
Iris Sepulveda, C.W. Post.....	1995	121	465-114/788	.445

*Record.

HITTING PERCENTAGE WITH 30-POINT SCORING FORMAT (2001-PRESENT)

(Minimum 4 attempts per game)

Player, Team	Year	Games	K-E/TA	Pct.
Kisha Lucette, Paine.....	2005	134	646-104/1,025	.529
Tana-Marie McMarrow, Queens (N.Y.).....	2002	91	286-55/477	.484
Kim Morohunfolo, Cal St. San B'dino.....	2001	93	411-83/694	.473
Li YiZhi, Lock Haven.....	2003	126	538-90/952	.471
Janel Herring, Albany St. (Ga.).....	2002	105	466-80/822	.470
Chun Yi Lin, BYU-Hawaii.....	2003	77	341-43/641	.465
Jackie Struck, North Fla.	2003	113	477-97/818	.465
Akia Stanton, Paine.....	2005	134	457-89/793	.464
Li YiZhi, Lock Haven.....	2004	101	407-67/733	.464
Sandra Alexander, North Ala.	2002	116	344-56/621	.464
Anna Bondarenko, Queens (N.Y.).....	2003	110	619-135/1,053	.460
Tiffany Boatwright, Tampa.....	2001	94	346-72/608	.451
Cathleen Price, Cal St. San B'dino.....	2004	101	372-54/707	.450
Chun Yi Lin, BYU-Hawaii.....	2002	97	453-80/836	.446
Andreea Cotoranu, Pace.....	2002	113	393-55/763	.443
Erica Womack, Tampa.....	2005	105	373-73/680	.441
Barbara Martin, Hawaii Pacific.....	2004	85	285-46/547	.437
Jackie Struck, North Fla.	2001	115	438-89/803	.435
Janiel McNeill, Western N.M.	2005	94	261-45/499	.433
Ashley Walton, Edinboro.....	2003	132	634-125/1,182	.431

Setting

ASSISTS (1981-2000)

Player, Team	Year	Games	A
Christi Nash, Fla. Southern.....	1991	165	2,208
Celeste Perkins, Fort Hays St.	1991	—	2,162
Amber Simpson, Mo. Western St.	1989	201	2,142
Jenni Driscoll, North Ala.	1996	168	2,060
Leah Dennie, Air Force.....	1991	174	2,031
Billiee Gladen, Air Force.....	1992	170	2,027
Rhaya Tomberlin, Minn. Duluth.....	1987	187	2,006
Gerl Wilson, Mo.-St. Louis.....	1989	—	1,988
Irene Arguelles, Regis (Colo.).....	1989	—	1,943
Tammy Belcher, Mississippi-Women.....	1990	30M	1,895
Erica Van Arsdale, Montevallo.....	2000	146	1,885
Nichole Kuslik, North Ala.	1999	143	1,872
Leah Dennie, Air Force.....	1990	169	1,859
Ashley Moffitt, North Ala.	2000	138	1,855
Sue Gillette, Metro St.	1989	161	1,850
Becky Peter, Lock Haven.....	1997	165	1,832
Rachel Gateway, Central Mo. St.	1994	158	1,830
Roxanna Rivera, S.C.-Aiken.....	1997	137	1,829
Leah Dennie, Air Force.....	1989	165	1,827
Lora Houdek, Metro St.	1993	133	1,799

ASSISTS WITH 30-POINT SCORING FORMAT (2001-PRESENT)

Player, Team	Year	Games	A
Kellie Haire, Presbyterian.....	2003	142	1,972

Player, Team	Year	Games	A
Ashley Moffitt, North Ala.	2003	136	1,951
Laura Bellinger, North Ala.	2005	133	1,910
Jane Baumgartner, Ala.-Huntsville	2001	141	1,870
Erica Van Arsdale, Montevallo	2001	143	1,852
Cailin Terhaar, Concordia-St. Paul	2005	126	1,846
Kara Brown, Rockhurst	2001	143	1,806
Jamie McFadden, Barton	2003	134	1,789
Angie Rime, South Dakota St.	2002	132	1,787
Valerie Martinez, North Fla.	2004	126	1,774
Bethany Spilde, Neb.-Kearney	2003	129	1,769
Gretchen Naruta, Tampa	2002	134	1,767
Rachel Lewis, Presbyterian	2005	130	1,720
Cailin Terhaar, Concordia-St. Paul	2003	134	1,718
Lacey George, Indiana (Pa.)	2004	137	1,710
Erin Melius, Armstrong Atlantic	2002	132	1,708
Holly Foster, Findlay	2001	138	1,703
Sherry Trimble, Carson-Newman	2002	138	1,700
Devon Herron, Metro St.	2003	119	1,692
Kari Holmgren, North Dakota St.	2003	131	1,686

ASSISTS PER GAME (1981-2000)
(Minimum 1,200 assists)

Player, Team	Year	Games	A	Avg.
Melanie Ardans, Cal St. Chico	1989	107	1,542	14.41
Devon Herron, Metro St.	2000	99	1,419	14.33
Kari Peterson, Augustana (S.D.)	2000	113	1,596	14.12
Heather Mizer, Northern Mich.	1998	118	1,625	13.77
Kari Peterson, Augustana (S.D.)	1999	109	1,493	13.70
Monica Harden, Augustana (S.D.)	1996	129	1,755	13.60
Kristy Kale, Grand Valley St.	2000	121	1,637	13.53
Lora Houdek, Metro St.	1993	133	1,799	13.53
Ashley Moffitt, North Ala.	2000	138	1,855	13.44
Krista Bergren, Colo. Christian	1999	109	1,465	13.44
Heather Mizer, Northern Mich.	1997	126	1,688	13.40
Jenny Easter, Mo. Southern St.	1996	113	1,513	13.39
Linnea Kiilsgaard, Northern Colo.	2000	120	1,604	13.37
Bobbi Casey, Northern Ky.	2000	119	1,590	13.36
Roxanna Rivera, S.C.-Aiken	1997	137	1,829	13.35
Tammy Wermager, Minn. Duluth	1999	116	1,548	13.34
Heather Modean, St. Cloud St.	1996	110	1,460	13.27
Amy Steffel, Neb.-Omaha	1996	132	1,750	13.26
Jennifer Streltsoff, Cal St. Bakersfield	1994	105	1,392	13.26
Bobbi Casey, Northern Ky.	1999	119	1,577	13.25

ASSISTS PER GAME WITH 30-POINT SCORING FORMAT (2001-PRESENT)
(Minimum 1,200 assists)

Player, Team	Year	Games	A	Avg.
Cailin Terhaar, Concordia-St. Paul	2005	126	1,846	14.65
Laura Bellinger, North Ala.	2005	133	1,910	14.36
Ashley Moffitt, North Ala.	2003	136	1,951	14.35
Kate Reome, Central Wash.	2004	91	1,297	14.25
Devon Herron, Metro St.	2003	119	1,692	14.22
Valerie Martinez, North Fla.	2004	126	1,774	14.08
Ashley Moffitt, North Ala.	2001	115	1,618	14.07
Kendra Morgan, West Tex. A&M	2001	105	1,460	13.90
Kellie Haire, Presbyterian	2003	142	1,972	13.89
Sara Taylor, Northern Ky.	2002	106	1,465	13.82
Greta Iisakka, Minn. Duluth	2004	111	1,532	13.80
Linnea Kiilsgaard, Northern Colo.	2003	114	1,568	13.75
Bethany Spilde, Neb.-Kearney	2003	129	1,769	13.71
Greta Iisakka, Minn. Duluth	2002	110	1,505	13.68
Devon Herron, Metro St.	2002	120	1,641	13.68
Gretchen Naruta, Tampa	2003	111	1,517	13.67
Linnea Kiilsgaard, Northern Colo.	2002	121	1,651	13.64
Stephanie Shalosky, UC-Colo. Spgs.	2001	109	1,486	13.63
Greta Iisakka, Minn. Duluth	2003	107	1,456	13.63

Service

SERVICE ACES (1981-2000)

Player, Team	Year	Games	SA
Holly Butterfield, Fla. Southern	1981	135	305
Irene Arguelles, Regis (Colo.)	1988	—	163
Kerry Lewin, Northern Ky.	1994	113	152
Gina Dionne, Dowling	1992	—	149
Holly Moore, Fort Hays St.	1982	—	147
Lisa Reza, New Haven	1988	50M	141
Holly Butterfield, Fla. Southern	1982	144	139
Lois Oakman, Minn. Duluth	1987	187	138


Player, Team	Year	Games	SA
Christine VanSchaick, Binghamton	1999	129	132
Tara Dever, Dowling	1994	183	129
Sharon Kampwerth, Mo.-St. Louis	1991	—	128
Ruth Evans, Neb.-Omaha	1986	145	126
Lisa Wilcenski, Northern Mich.	1987	141	125
Allie Nuzum, Neb.-Omaha	1984	158	124
Kerry Lewin, Northern Ky.	1995	116	123
Brandy Dobson, Wheeling Jesuit	1995	131	122
Heather Devine, Central Okla.	1989	132	122

SERVICE ACES WITH 30-POINT SCORING FORMAT (2001-PRESENT)

Player, Team	Year	Games	SA
Monica Herrera, Mercy	2001	110	181
Magaly Gomez, St. Augustine's	2002	91	145
Roberta Ayers, Mount Olive	2001	127	144
Stephanie Merholz, Belmont Abbey	2002	99	140
Barbara Czelej, Dowling	2002	121	135
Barbara Czelej, Dowling	2001	151	133
Shannon Wells, Southern Ind.	2002	115	125
Maja Iljic, Pace	2002	127	125
Marta Slodnik, Dowling	2004	119	115
Maureen DuVall, Shippensburg	2005	136	110
Porche Williams, N.C. Central	2002	156	110
Leslie Nodine, Anderson (S.C.)	2001	120	110
Gena Elerby, Kentucky St.	2005	126	108
Tiffany Garry, Bryant	2005	129	107
Kelsey Kosick, Cameron	2003	122	107
Marcia Poliquin, West Virginia St.	2005	117	106
Anna Luft, Mount Olive	2003	136	104
Becky Myher, Ashland	2001	114	104
Courtney Martin, Lees-McRae	2001	140	104
Burcu Hakyemez, NYIT	2004	141	103
Kaylene Ivan, Dowling	2003	118	103

SERVICE ACES PER GAME (1981-2000)
(Minimum 75 aces)

Player, Team	Year	Games	SA	Avg.
Holly Butterfield, Fla. Southern	1981	135	*305	2.26
Kerry Lewin, Northern Ky.	1994	113	152	1.35
Cecilia Nix, Fort Valley St.	1994	93	105	1.13
Kerry Lewin, Northern Ky.	1995	116	123	1.06
Misty Hubbard, St. Augustine's	1996	103	109	1.06
Mtani Holiday, Virginia St.	1995	73	77	1.05
Christine VanSchaick, Binghamton	1999	129	132	1.02
Nancy Whitaker, Livingstone	1996	85	85	1.00
Tracia Clendenen, Mo.-St. Louis	1995	113	112	0.99
Sue Martin, Mass.-Lowell	1990	111	109	0.98
Monica Herrera, Mercy	2000	120	116	0.97
Virginia Lee, Bentley	1984	90	87	0.97
Kae Askam, Southampton	1989	89	86	0.97
Holly Butterfield, Fla. Southern	1982	144	139	0.97



Cailin Terhaar wrapped up her career at Concordia-St. Paul, leading Division II in assists per game with a season record of 14.65 in 2005. She averaged 13.58 assists from 2002-05, which is second all-time in Division II, while her 6,724 career assists rank fifth in the division.

Player, Team	Year	Games	SA	Avg.
Laura Barnes, Shepherd	1994	101	96	0.95
Brandy Dobson, Wheeling Jesuit	1995	131	122	0.93
Ramona Caouette, Valdosta St.	1996	101	94	0.93

*Record.

SERVICE ACES PER GAME WITH 30-POINT SCORING FORMAT (2001-PRESENT)
(Minimum 75 aces)

Player, Team	Year	Games	SA	Avg.
Monica Herrera, Mercy	2001	110	*181	1.65
Magaly Gomez, St. Augustine's	2002	91	145	1.59
Stephanie Merholz, Belmont Abbey	2002	99	140	1.41
Sarah Halligan, Belmont Abbey	2005	80	103	1.29
Maja Iljic, Pace	2004	76	92	1.21
Roberta Ayers, Mount Olive	2001	127	144	1.13
Heather Hamilton, Miles	2005	69	77	1.12
Barbara Czelej, Dowling	2002	121	135	1.12
Magaly Gomez, St. Augustine's	2003	83	91	1.10
Lauren Enny, Southern N.H.	2001	77	85	1.10
Shannon Wells, Southern Ind.	2002	115	125	1.09
Gabriela Mokra, Virginia Union	2005	95	100	1.05
Therese Podgorski, Concord	2001	97	102	1.05
Gabriela Mokra, Virginia Union	2004	98	102	1.04
Kristine Rodriguez, Bridgeport	2002	91	92	1.01
Nicole Primo, St. Rose	2001	101	101	1.00
Katrina Johnson, St. Augustine's	2003	80	79	0.99
Maja Iljic, Pace	2002	127	125	0.98
Christina Taylor, Virginia Union	2004	98	96	0.98
Marta Slodnik, Dowling	2004	119	115	0.97

*Record.

Defense

DIGS (1981-2000)

Player, Team	Year	Games	D
Debbie Hall, Elon	1995	172	978
Tracy Milliman, St. Andrews	1995	144	879
Jayma Neal, Montevallo	1998	152	812
Chris Hines, Metro St.	1989	182	812
Heather Hauser, Gardner-Webb	1999	139	789
Laurna Frankovich, Minn. St. Moorhead	1990	141	777
Daphne Epting, Carson-Newman	1997	128	765
Melissa Trotter, Henderson St.	1995	154	763
Amanda Schmidt, Shepherd	1997	140	754
Alison Shannonhouse, Mars Hill	1996	142	740
Linda Harrod, Denver	1987	134	737
Amy Miller, Mesa St.	1994	164	736
Erin Ryan, Catawba	1995	159	730
Amy Miller, Mesa St.	1993	141	718
Marci Sanders, Angelo St.	1998	122	717
Nicole Silver, Mars Hill	1998	118	708
Kevin Campbell, Neb.-Omaha	1994	126	703
Jenny Jeremiah, Northern Ky.	1999	121	700
Angie Usher, Neb.-Kearney	1994	171	693
Lesley Bentzel, Mars Hill	1998	132	685

DIGS WITH 30-POINT SCORING FORMAT (2001-03)

Player, Team	Year	Games	D
Page Needham, Wheeling Jesuit	2002	150	756
Blaire Young, Carson-Newman	2003	132	739
Amie Morrison, Harding	2003	133	707
Annie Le Clerc, Assumption	2002	112	691
Erin Hoemann, Drury	2003	128	676
Andrea Ramsey, Southeastern Okla.	2001	138	675
Dina Wathan, Pittsburg St.	2003	117	671
Jayme Barber, West Virginia St.	2002	102	645
Kacie Hyatt, West Tex. A&M	2003	136	643
Katie Tarka, Central Mo. St.	2003	118	642
Amie Morrison, Harding	2002	127	629
Jacque Barr, Central Mo. St.	2002	122	626
Holly Morgan, Tiffin	2003	115	622
Erin Winchester, Presbyterian	2003	142	619
Melanie Bull, Clarion	2001	146	602
Monica Inge, Northern St.	2003	107	598


DIGS WITH 30-POINT SCORING FORMAT/UNLIMITED LIBERO SUBSTITUTIONS (2004-PRESENT)

Player, Team	Year	Games	D
Holly Morgan, Tiffin	2005	142	895
Holly Morgan, Tiffin	2004	142	883
Blaire Young, Carson-Newman	2004	126	856
Katie Tarka, Central Mo. St.	2004	127	855
Laurie Alpert, Barton	2005	140	834
Sarah Schwandt, Rockhurst	2004	132	821
Carola Pierluisi, Bryant	2004	135	799
Laura Doelzal, Wayne St. (Neb.)	2005	121	792
Jocelyn Decker, Millersville	2005	111	790
Laura Alpert, Barton	2004	126	786
Kelly Skidmore, Fort Hays St.	2005	117	777
Sarah Morrison, Harding	2004	130	768
Laura Bienmueller, Southeastern Okla.	2005	132	765
Melanie Moffett, West Ala.	2005	127	761
Kelly Skidmore, Fort Hays St.	2004	123	756
Amy Letourneau, St. Anselm	2004	130	751
Sarah Rosenberry, Indiana (Pa.)	2004	137	747
Katy Migl, St. Mary's (Tex.)	2004	134	743
Karen Lyons, St. Anselm	2004	130	742
Pam Radell, Pittsburg St.	2004	132	740

DIGS PER GAME (1981-2000)
(Minimum 400 digs)

Player, Team	Year	Games	D	Avg.
Jody Lindstrom, Millersville	1994	97	599	6.18
Tracy Milliman, St. Andrews	1995	144	879	6.10
Nicole Silver, Mars Hill	1998	118	708	6.00
Daphne Epting, Carson-Newman	1997	128	765	5.98
Marcie Sanders, Angelo St.	1998	122	717	5.88
Carolyn Williams, Chadron St.	1983	89	522	5.87
Jenny Jeremiah, Northern Ky.	1999	121	700	5.79
Vicki Joyce, Minn. Duluth	1994	115	663	5.77
Chris Luft, Mesa St.	1984	83	475	5.72
Roberta Bewen, Central Ark.	1993	108	617	5.71
Debbie Hall, Elon	1995	172	*978	5.69
Heather Hauser, Gardner-Webb	1999	139	789	5.68
Tamara Moorehead, Eastern N.M.	1989	113	636	5.63
Kevin Campbell, Neb.-Omaha	1994	126	703	5.58
Rafaela Nikas, Albany (N.Y.)	1997	102	566	5.55
Alison Shannonhouse, Mars Hill	1997	113	627	5.55
Laurna Frankovich, Minn. St. Moorhead	1990	141	777	5.51
Linda Harrod, Denver	1987	134	737	5.50
Amy Miller, Mesa St.	1992	103	560	5.44
Amanda Schmidt, Shepherd	1997	140	754	5.39
Tara Gaudet, Carson-Newman	1994	108	580	5.37

*Record.



Tiffin Sports Information

Tiffin's Holly Morgan (4) has led Division II in total digs the last two years. Now entering her senior season, she has compiled 2,400 digs.

DIGS PER GAME WITH 30-POINT SCORING FORMAT (2001-03)

(Minimum 400 digs)


Player, Team	Year	Games	D	Avg.
Jayme Barber, West Virginia St.	2002	102	645	6.32
Annie Le Clerc, Assumption	2002	112	691	6.17
Nicola Parker, Western Wash.	2003	88	542	6.16
Dina Wathan, Pittsburg St.	2003	117	671	5.74
Blaire Young, Carson-Newman	2003	132	739	5.60
Monica Inge, Northern St.	2003	107	598	5.59
Erin Naumann, Catawba	2002	100	556	5.56
Andrea Myers, East Stroudsburg	2002	105	575	5.48
Nicola Parker, Western Wash.	2002	95	506	5.44
Katie Tarkia, Central Mo. St.	2003	118	642	5.44
Holly Morgan, Tiffin	2003	115	622	5.41
Stephanie Robbins, St. Michael's	2002	95	513	5.40
Annette Weaver, West Chester	2002	111	595	5.36
Kelly Kraus, Chadron St.	2003	108	578	5.35
Amie Morrison, Harding	2003	133	707	5.32

DIGS PER GAME WITH 30-POINT SCORING FORMAT/ UNLIMITED LIBERO SUBSTITUTIONS (2004-PRESENT)

(Minimum 400 digs)

Player, Team	Year	Games	D	Avg.
Jocelyn Decker, Millersville	2005	111	790	7.12
Sei Hee Hwang, Wayne St. (Mich.)	2004	85	602	7.08
Monica Halligan, Belmont Abbey	2005	85	587	6.91
Blaire Young, Carson-Newman	2004	126	856	6.79
Katie Tarka, Central Mo. St.	2004	127	855	6.73
Kelly Skidmore, Fort Hays St.	2005	117	777	6.64
Courtney Schneider, Western Wash.	2005	98	646	6.59
Laura Dolezal, Wayne St. (Neb.)	2005	121	792	6.55
Nazaneen Rafiq, Henderson St.	2004	108	702	6.50
Holly Morgan, Tiffin	2005	142	*895	6.30
Maya Domoto, Humboldt St.	2005	95	595	6.26
Laurie Alpert, Barton	2004	126	786	6.24
Crystal Bonner, Catawba	2004	84	524	6.24
Sarah Schwandt, Rockhurst	2004	132	821	6.22
Holly Morgan, Tiffin	2004	142	883	6.22
Kelly Skidmore, Fort Hays St.	2004	123	756	6.15
Dawn Peipher, East Stroudsburg	2005	97	594	6.12
Whitney Hendry, Fla. Gulf Coast	2005	101	606	6.00
Melanie Moffett, West Ala.	2005	127	761	5.99
Laurie Alpert, Barton	2005	140	834	5.96

*Record.



Northwood Sports Information

Northwood's Pavla Melicharova leads all Division II hitters with 2,676 career kills, while playing in 448 games. From 1993-96, she averaged 5.97 kills per game, while leading the division in kills per game in the 1994, 1995 and 1996 seasons.

CAREER RECORDS

Attack

KILLS

Player, Team	Years	Games	K
Pavla Melicharova, Northwood	1993-96	448	2,676
Ronda Price, North Ala.	1996-99	585	2,550
Ellen LaFiore, Ala.-Huntsville	1998-01	521	2,528
Erika Figueiredo, St. Edward's	2001-04	514	2,466
Deanna Behnfeldt, Findlay	1998-01	542	2,437
Andreea Cotoranu, Pace	2000-03	493	2,411
Alma Brahimaj, Central Okla.	1999-02	474	2,404
Laura Hall, Indiana (Pa.)	1999-02	486	2,348
Michelle Muniz, Bryant	2002-05	497	2,320
Yana Ninova, North Ala.	2000-03	466	2,287
Michelle Baity, Lenoir-Rhyne	1998-02	458	2,238
Amy Miller, Mesa St.	1991-94	577	2,228
Masha Mosenzhnik, Queens (N.Y.)	1997-98, 2003-04	409	2,208
Watoma Williams, Presbyterian	1993-96	536	2,203
Becky Belland, Central Mo. St.	1987-90	557	2,189
Amy Mayor, Pace	1994-97	515	2,166
Carly Miller, Grand Valley St.	1999-02	468	2,154
Becky Stitt, Ala.-Huntsville	1995-98	558	2,136
Patty Theis, Ferris St.	1984-87	—	2,134
Janet Cobbs, North Dakota St.	1985-88	554	2,091
Maria Bras, Bryant	1991-94	515	2,045
Christie Hackmann, Truman	1992-95	555	2,039
Neely Forbes, Truman	1991-94	571	2,033
Carol Pereira, West Tex. A&M	1990-92	396	2,025
Sarah Butler, West Tex. A&M	1997-99	381	2,000

KILLS PER GAME

(Minimum 1,000 kills)

Player, Team	Years	Games	K	Avg.
Carrie Ritchie, Ashland	2003-04	222	1,417	6.38
Pavla Melicharova, Northwood	1993-96	448	*2,676	5.97
Lucy Arroyo, Henderson St.	2000-01	266	1,457	5.48
Macarena Ponce Dancuart, Lincoln Memorial	1998-99	241	1,304	5.41
Masha Mosenzhnik, Queens (N.Y.)	1997-98, 2003-04	409	2,208	5.40
Erin Deffenbaugh, Northern Colo.	2000-02	362	1,908	5.27
Sara Butler, West Tex. A&M	1997-99	381	2,000	5.25
Carol Pereira, West Tex. A&M	1990-92	396	2,025	5.11
Alma Brahimaj, Central Okla.	1999-02	474	2,404	5.07
Yana Ninova, North Ala.	2000-03	466	2,287	4.90
Michelle Baity, Lenoir-Rhyne	1998-01	458	2,238	4.89
Marisol Mosquera, Michigan Tech	1996-97	256	1,243	4.86
Ellen LaFiore, Ala.-Huntsville	1998-01	521	2,528	4.85
Nesrin Seckin, North Ala.	2000-01	253	1,226	4.84
Laura Hall, Indiana (Pa.)	1999-02	486	2,348	4.83
Erika Figueiredo, St. Edward's	2001-04	514	2,466	4.80
Kelsey Kosick, Cameron	2001-03	337	1,595	4.73
Michelle Muniz, Bryant	2002-05	497	2,320	4.67
Carly Miller, Grand Valley St.	1999-02	468	2,154	4.60
Lucia Pereira, Northern Mich.	1996-98	274	1,256	4.58
Shannon Wells, Southern Ind.	1999-02	413	1,866	4.52
Deanna Behnfeldt, Findlay	1998-01	542	2,437	4.50
Romana Moravkova, Northwood	1997-99	294	1,323	4.50
Lorna Lyles, Denver	1990-93	404	1,802	4.46
Amy Wade, Cal St. Bakersfield	1996-97, 99-00	407	1,786	4.39

*Record.

TOTAL ATTEMPTS

Player, Team	Years	Games	TA
Ronda Price, North Ala.	1996-99	585	6,091
Alma Brahimaj, Central Okla.	1999-02	474	6,057
Erika Figueiredo, St. Edward's	2001-04	514	5,984
Deanna Behnfeldt, Findlay	1998-01	542	5,794
Neely Forbes, Truman	1991-94	571	5,768
Christie Hackmann, Truman	1992-95	555	5,633
Michelle Muniz, Bryant	2002-05	497	5,437
Jill Bornhorn, Bellarmine	1995-98	496	5,352
Pavla Melicharova, Northwood	1993-96	448	5,209
Lynda Johnson, Portland St.	1982-85	542	5,183
Amy Mayor, Pace	1994-97	515	5,165
Laura Hall, Indiana (Pa.)	1999-02	486	5,159
Teale Goble, Northern Colo.	1999-02	484	5,128
Shaila Farley, Harding	2000-03	535	5,119
Masha Mosenzhnik, Queens (N.Y.)	1997-98, 2003-04	409	5,118
Kerri Lapkowski, NYIT	1997-00	484	5,101

Player, Team	Years	Games	TA
Veronica Piech, Harding.....	2000-03	530	5,070
Ellen LaFiore, Ala.-Huntsville.....	1998-01	521	5,052
Melanie Bull, Clarion.....	2000-03	504	5,018
Becky Stitt, Ala.-Huntsville.....	1995-98	558	5,001
Amy Miller, Mesa St.	1991-94	577	4,969
Carly Miller, Grand Valley St.	1999-02	468	4,955
Jennifer Brandes, Fort Hays St.	1991-94	—	4,949
Maria Bras, Bryant.....	1991-94	515	4,914
Christy Eiler, Air Force.....	1989-92	620	4,904

ATTEMPTS PER GAME
(Minimum 2,500 attempts)

Player, Team	Years	Games	TA	Avg.
Carrie Ritchie, Ashland.....	2003-04	222	3,582	16.14
Erin Deffenbaugh, Northern Colo.	2000-02	362	4,790	13.23
Lucy Arroyo, Henderson St.	2000-01	266	3,519	13.23
Alma Brahimaj, Central Okla.	1999-02	474	6,057	12.78
Masha Mosenzhnik, Queens (N.Y.).....	1997-98, 2003-04	409	5,118	12.51
Kelsey Kosick, Cameron.....	2001-03	337	4,207	12.48
Erika Figueiredo, St. Edward's.....	2001-04	514	5,984	11.64
Pavla Melicharova, Northwood.....	1993-96	448	5,209	11.63
Lindsay Rust, SIU Edwardsville.....	1998-00	344	3,947	11.47
Amy Wade, Cal St. Bakersfield.....	1996-97, 99-00	407	4,642	11.41
Sarah Butler, West Tex. A&M.....	1997-99	381	4,290	11.26
Callie Zwettler, Minn. Duluth.....	2001-04	412	4,544	11.03
Michelle Muniz, Bryant.....	2002-05	497	5,437	10.93
Jill Bornhorn, Bellarmine.....	1995-98	496	5,352	10.79
Deanna Behnfeldt, Findlay.....	1998-01	542	5,794	10.69
Carly Miller, Grand Valley St.	1999-02	468	4,955	10.67
Shannon Wells, Southern Ind.	1999-02	413	4,390	10.63
Laura Hall, Indiana (Pa.).....	1999-02	486	5,159	10.62
Kerri Lapkowski, NYIT.....	1997-00	484	5,101	10.54
Candy Lench, UC Davis.....	1989-92	440	4,605	10.47
Jamie Liefveld, Cal St. San B'dino.....	1997-00	443	4,623	10.44
Andrea Ferchaw, Cal St. L.A.	1992-95	353	3,682	10.43
Becky Kofoed, Metro St.	1988-89	325	3,389	10.43
Ronda Price, North Ala.	1996-99	585	*6,091	10.41
Lucia Pereira, Northern Mich.	1996-98	274	2,848	10.39

*Record.

HITTING PERCENTAGE
(Minimum 1,500 attempts)

Player, Team	Years	Games	K-E/TA	Pct.
Sandra Alexander, North Ala.	2000-02	335	915-166/1,690	.443
Macarena Ponce Dancuart, Lincoln Memorial.....	1998-99	241	1,304-247/2,498	.423
Becky Thyhsen, Fla. Southern.....	1989-91	436	1,789-330/3,526	.414
Ellen LaFiore, Ala.-Huntsville.....	1998-01	521	2,528-479/5,052	.406
Andreea Cotoranu, Pace.....	2000-03	473	2,411-524/4,671	.404
Pat Hempen, Central Mo. St.	1985-88	409	1,228-238/2,458	.403
Arlete Silva, BYU-Hawaii.....	1998-99	205	879-188/1,718	.402
Kim Merrill, S.C.-Aiken.....	1994-97	558	1,778-394/3,483	.397
Pauline Schuette, Northern Mich.	1992-95	370	1,133-249/2,277	.388
Mickisha Hurley, Barry.....	1992-95	407	1,683-363/3,432	.385
Jane Grant, New Haven.....	1993-96	535	1,895-500/3,627	.385
Barb Martin, Air Force.....	1982-85	671	1,462-351/2,887	.385
Colleen Sherk, Clarion.....	2001-04	368	1,216-210/2,618	.384
Laura Hall, Indiana (Pa.).....	1999-02	486	2,348-369/5,159	.384
Cindy Yuan, Barry.....	1995-98	429	1,557-378/3,089	.382
Nicole Boudreau, St. Rose.....	1990-93	408	1,096-164/2,518	.370
Crissy Canada, Metro St.	1991-94	496	1,493-376/3,030	.369
Michelle Baity, Lenoir-Rhyne.....	1998-01	458	2,238-554/4,602	.366
Shannon Law, Quincy.....	1992-95	452	983-213/2,112	.365
Sarah Butler, West Tex. A&M.....	1997-99	381	2,000-437/4,290	.364
Lindsay Mitchell, Presbyterian.....	2000-03	504	1,286-337/2,663	.356
Yana Ninova, North Ala.	2000-03	466	2,287-631/4,649	.356
Bunmi Akinnusotu, Bryant.....	1999-02	541	1,433-365/3,012	.355
Watoma Williams, Presbyterian.....	1993-96	536	2,203-534/4,715	.354
Amy Miller, Mesa St.	1991-94	—	2,228-489/4,969	.350

Setting

ASSISTS

Player, Team	Years	Games	A
Leah Dennie, Air Force.....	1988-91	657	7,080
Ashley Moffitt, North Ala.	2000-03	506	6,985
Irene Arguelles, Regis (Colo.).....	1988-91	604	6,951
Roxanna Rivera, S.C.-Aiken.....	1994-97	571	6,845
Cailin Terhaar, Concordia-St. Paul.....	2002-05	495	6,724
Kara Brown, Rockhurst.....	1998-01	547	6,562



Bryant's Michelle Muniz finished her career ranked ninth in Division II in career kills, with 2,320 in 497 games from 2002-05. She averaged 4.67 kills/game for the Bulldogs.

Player, Team	Years	Games	A
Lacey George, Indiana (Pa.).....	2001-04	518	6,473
Danielle Shum, Neb.-Kearney.....	1993-96	542	6,307
Danielle Faggion, Tampa.....	1996-99	497	6,213
Erica Corstange, New Haven.....	1995-98	589	6,138
Abbi Payne, Bellarmine.....	1996-99	487	6,093
Kendra Morgan, West Tex. A&M.....	2000-03	485	6,087
Kirsten Bernthal, Truman.....	1993-96	567	6,077
Michelle Seeley, Pace.....	1995-98	584	5,967
Jana Cleveland, Dowling.....	2002-05	495	5,931
Cassie Leonard, Shepherd.....	1997-00	497	5,903
Becky Peters, Lock Haven.....	1994-97	—	5,888
Michelle Ohren, Augustana (S.D.).....	1991-94	524	5,882
Jackie Hill, Clarion.....	2000-03	520	5,846
Sarah Steinmetz, Texas Woman's.....	1993-96	524	5,790
Tami Isch, IPFW.....	1997-00	443	5,658
Stacey Meek, Central Okla.	2000-03	479	5,604
Julie Bubar, Minn. Duluth.....	1990-93	572	5,595
Gerri Wilson, Mo.-St. Louis.....	1987-90	—	5,592
Erin Melius, Armstrong Atlantic.....	1999-02	485	5,582

ASSISTS PER GAME
(Minimum 2,500 assists)

Player, Team	Years	Games	A	Avg.
Ashley Moffitt, North Ala.	2000-03	506	6,985	13.80
Cailin Terhaar, Concordia-St. Paul.....	2002-05	495	6,724	13.58
Linnea Kiilsgaard, Northern Colo.	2000-03	394	5,329	13.53
Greta Isakka, Minn. Duluth.....	2001-04	412	5,537	13.44
Jennifer Dress, Metro St.	1990-91	258	3,304	12.81
Tami Isch, IPFW.....	1997-00	443	5,658	12.77
Lora Houdek, Metro St.	1992-93	260	3,267	12.57
Kendra Morgan, West Tex. A&M.....	2000-03	485	6,087	12.55
Erika Burns, Montevallo.....	2000-02	400	5,004	12.51
Abbi Payne, Bellarmine.....	1996-99	487	6,093	12.51
Danielle Faggion, Tampa.....	1996-99	497	6,213	12.50
Lacey George, Indiana (Pa.).....	2001-04	518	6,473	12.50
Kim Boehmer, Southern Ind.	2000-03	432	5,344	12.37
Kristy Sain, Cal St. L.A.	1999-02	415	5,091	12.27
Lisa Poeschl, Edinboro.....	1997-00	366	4,478	12.23
Mariela Fasce, North Ala.	1997-98	269	3,264	12.13
Stacy Metro, Northern Mich.	1991-93	365	4,428	12.13
Deena Victor, West Tex. A&M.....	1995-98	315	3,820	12.13
Holly Foster, Findlay.....	2000-01	274	3,311	12.08
Michelle Buckner, Portland St.	1994-95	247	2,974	12.04
Kristy Kale, Grand Valley St.	1997-00	452	5,441	12.04
Kara Brown, Rockhurst.....	1998-01	547	6,562	12.00
Roxanna Rivera, S.C.-Aiken.....	1994-97	571	6,845	11.99
Jana Cleveland, Dowling.....	2002-05	495	5,931	11.98
Heather Modean, St. Cloud St.	1993-96	381	4,546	11.93

Bryant Sports Information

DIVISION II

Service

SERVICE ACES

Player, Team	Years	Games	SA
Kerry Lewin, Northern Ky.	1992-95	483	533
Irene Arguelles, Regis (Colo.)	1988-91	604	456
Holly Butterfield, Fla. Southern	1981-82	279	444
Jane Grant, New Haven	1993-96	535	389
Geri Wilson, Mo.-St. Louis	1987-90	—	359
Allie Nuzum, Neb.-Omaha	1983-86	187M	335
Erin Carmichael, Air Force	1988-91	631	334
Kelli Koch, Neb.-Kearney	1991-94	512	332
Marcie Monaco, Bryant	1995-98	503	326
Ruth Evans, Neb.-Omaha	1985-88	440	325
Anne Harrison, Oakland	1985-88	504	321
Virginia Lee, Bentley	1983-86	353	321
Shannon Wells, Southern Ind.	1999-02	413	319
Courtney Desrosiers, Merrimack	1998-01	386	317
Maria Bras, Bryant	1991-94	515	299
Monica Herrera, Mercy	2000-01	230	297
Neely Forbes, Truman	1991-94	571	294

SERVICE ACES PER GAME

(Minimum 100 aces)

Player, Team	Years	Games	SA	Avg.
Holly Butterfield, Fla. Southern	1981-82	279	444	1.59
Kerry Lewin, Northern Ky.	1992-95	483	*533	1.10
Connie Bryan, Angelo St.	1982-85	187	182	0.973
Virginia Lee, Bentley	1983-86	353	321	0.909
Kristina Bianchi, Le Moyne	1991-92	183	155	0.847
Courtney Desrosiers, Merrimack	1998-01	386	317	0.821
Ramona Caouett, Valdosta St.	1995-96	184	146	0.793
Laura Durst, Le Moyne	1992, 95	187	147	0.786
Shannon Wells, Southern Ind.	1999-02	413	319	0.772
Lisa Wilcenski, Northern Mich.	1986-88	381	289	0.759
Irene Arguelles, Regis (Colo.)	1988-91	604	456	0.755
Jane Grant, New Haven	1993-96	535	389	0.727
Kelsey Kosick, Cameron	2001-03	337	243	0.721
Denise Shippis, Le Moyne	1991-94	334	227	0.680
Trisia Tomanelli, St. Rose	1992-95	385	258	0.679
Angela Hornish, S.C.-Aiken	1991-93	278	186	0.669
Missy Ward, Oakland	1986-89	319	210	0.658
Chris Luft, Mesa St.	1983-84	189	123	0.651

*Record.

Defense

DIGS

Player, Team	Years	Games	D
Amie Morrison, Harding	2001-04	519	2,566
Amy Miller, Mesa St.	1991-94	577	2,542
Melissa Trotter, Henderson St.	1994-97	618	2,252
^Holly Morgan, Tiffin	2003-05	399	2,400
Irene Arguelles, Regis (Colo.)	1988-91	604	2,226
Kory Langley, Pace	1995-98	579	2,182
Jamie Jardon, Denver	1990-93	525	2,125
Neely Forbes, Truman	1991-94	571	2,121
Jennie Szczerbinski, Alas. Anchorage	1988-90, 92	495	2,108
Angie Usher, Neb.-Kearney	1992-95	567	2,058
Roxie Boehm, Chadron St.	1988-91	532	2,052
Jenny Jeremiah, Northern Ky.	1996-99	458	2,050
Michelle Seeley, Pace	1995-98	584	2,046
Carola Pierluisi, Bryant	2001-04	517	2,035
Daphne Epting, Carson-Newman	1994-97	450	2,030
Mary Kruse, Presbyterian	1994-97	519	1,941
Betty Bosley, West Ala.	1997-00	531	1,915
Lindsey Koch, Wayne St. (Neb.)	1998-01	472	1,874
Tracy Milliman, St. Andrews	1993-95	363	1,860
Allison Buss, SIU Edwardsville	2002-05	410	1,850
Nicole Farrell, Wheeling Jesuit	1998-01	—	1,849
Page Needham, Wheeling Jesuit	2000-03	515	1,840
Ronda Price, North Ala.	1996-99	585	1,840
Alma Brahimaj, Central Okla.	1999-02	474	1,833
Katie Barker, California (Pa.)	2002-05	464	1,821

^Active player.

DIGS PER GAME

(Minimum 1,000 digs)

Player, Team	Years	Games	D	Avg.
Marci Sanders, Angelo St.	1997-98	232	1,227	5.29
Tracy Milliman, St. Andrews	1993-95	363	1,860	5.12
Allison Boddy, Winona St./Minn. Duluth	2002, 03-05	433	2,176	5.02
Courtney Veasey, Fla. Southern	2003-04	235	1,168	4.97
Amie Morrison, Harding	2001-04	519	*2,566	4.94
Jennifer McClendon, Central Ark.	1993, 95	223	1,068	4.79
Allison Buss, SIU Edwardsville	2002-05	410	1,850	4.51
Daphne Epting, Carson-Newman	1994-97	450	2,030	4.51
Caitlin LeBlanc, Millersville	2002-04	234	1,049	4.48
Jenny Jeremiah, Northern Ky.	1996-99	458	2,050	4.48
Amy Miller, Mesa St.	1991-94	577	2,542	4.41
Sarah Rosenberry, Indiana (Pa.)	2001-04	399	1,752	4.39
Kari Wanat, Florida Tech	1996-99	415	1,791	4.32
Satoko Miyamae, Truman	1990-93	369	1,585	4.30
Kristy Tarallo, Presbyterian	1992-94	415	1,771	4.27
Jennifer Owens, Adams St.	1992-94	368	1,548	4.21
Kevin Campbell, Neb.-Omaha	1991-94	424	1,782	4.20
Jamie Jardon, Denver	1990-93	525	2,125	4.05
Neely Burkhardt, Mo. Southern St.	1993-96	445	1,776	3.99
Christy Collins, Quincy	1992-95	452	1,801	3.98
Carola Pierluisi, Bryant	2001-04	517	2,035	3.94
Chris Hines, Metro St.	1989-90	332	1,304	3.93
Heather Hotchkiss, Metro St.	1988-89	332	1,304	3.93
Katie Barker, California (Pa.)	2002-05	464	1,821	3.92
Alma Brahimaj, Central Okla.	1999-02	474	1,833	3.87

*Record.

Miscellaneous

MATCHES PLAYED

Player, Team	Years	Matches
Pati Rolf, North Dakota St.	1981-84	239
Amy Quist, North Dakota St.	1981-84	238
Gretchen Hammond, North Dakota St.	1983-86	220
Allie Nuzum, Neb.-Omaha	1983-86	187
Erica Corstange, New Haven	1995-98	179
Rachel Price, North Ala.	1996-99	178
Ronda Price, North Ala.	1996-99	178
Trisha Shea, New Haven	1996-99	176
Amy Bernstein, North Ala.	1997-00	173
Melissa Trotter, Henderson St.	1994-97	170
Jane Grant, New Haven	1993-96	170
Colleen Roberts, Pace	1997-00	169
Jennifer Brigham, Pace	1996-99	168
Michelle Seeley, Pace	1995-98	168
Kara Brown, Rockhurst	1998-01	167
Lori Schulte, Neb.-Omaha	1984-87	167
Kory Langley, Pace	1995-98	166
Kim Dressel, Metro St.	1989-92	166
Suzu Hall, Portland St.	1989-92	166
Maria Vicens, Bentley	1986-89	166
Gretchen Midkiff, North Ala.	1997-00	165
Dana McClure, Ala.-Huntsville	1991-94	165
Lynda Johnson, Portland St.	1982-85	164
Amy Miller, Mesa St.	1991-94	163
Neely Forbes, Truman	1991-94	163

CONSECUTIVE MATCHES PLAYED

Player, Team	Matches
Pati Rolf, North Dakota St.	239
Rachel Price, North Ala.	178
Ronda Price, North Ala.	178
Michelle Seeley, Pace	168
Kara Brown, Rockhurst	167
Dana McClure, Ala.-Huntsville	165
Amy Miller, Mesa St.	163
Neely Forbes, Truman	163
Kerry Beach, Bryant	162
Sheri Mandell, St. Cloud St.	161
Sarah Haynes, Armstrong Atlantic	159
Roxanna Rivera, S.C.-Aiken	155
Bridget Pyles, Arkansas Tech	154
Leanne Lackey, Harding	150
Shailla Farley, Harding	149
Jennie Long, Northern Mich.	149
Kari Norberg, Bentley	148
Pam Glenn, Mesa St.	148
Angie Converse, North Dakota St.	147

Player, Team	Matches
Becky Harrell, Mo. Southern St.	147
Kirsten Bernthal, Truman.....	146
Jamie Jardon, Denver.....	141
Kate O'Neill, Central Okla.	141
Danielle LeBaron, Bentley.....	140
Laura Hall, Indiana (Pa.).....	138
Chara Fehsenfeld, Grand Valley St.	138

GAMES PLAYED

Player, Team	Years	Games
Barb Martin, Air Force.....	1982-85	671
Leah Dennie, Air Force.....	1988-91	657
Angela Roberts, Air Force.....	1984-87	641
Erin Carmichael, Air Force.....	1988-91	631
Lisa Garraway, Air Force.....	1983-86	630
Christy Eiler, Air Force.....	1989-92	620
Melissa Trotter, Henderson St.	1994-97	618
Irene Arguelles, Regis (Colo.).....	1988-91	604
Colleen Roberts, Pace.....	1997-00	600
Amy Svoboda, Air Force.....	1985-88	594
Rachel Price, North Ala.	1996-99	593
Jennifer Brigham, Pace.....	1996-99	593
Pati Rolf, North Dakota St.	1981-84	591
Erica Corstange, New Haven.....	1995-98	589
Ronda Price, North Ala.	1996-99	585
Michelle Seeley, Pace.....	1995-98	584
Wendy Schott, Elon.....	1994-97	582
Kory Langley, Pace.....	1995-98	579
Trisha Shea, New Haven.....	1996-99	577
Amy Miller, Mesa St.	1991-94	577
Bridgett Hamilton, Findlay.....	1998-01	575
Sarah Schall, Lock Haven.....	1996-99	572
Julie Bubar, Minn. Duluth.....	1990-93	572
Roxanna Rivera, S.C.-Aiken.....	1994-97	571
Neely Forbes, Truman.....	1991-94	571

CONSECUTIVE GAMES PLAYED

Player, Team	Games
Roxanna Rivera, S.C.-Aiken.....	571
Michelle Seeley, Pace.....	570
Neely Forbes, Truman.....	567
Pati Rolf, North Dakota St.	515
Pam Glenn, Mesa St.	492
Kirsten Bernthal, Truman.....	480

Annual Individual Champions


Hitting Percentage

Season	Player, Team	G	K	E	Att.	Pct.
1994	Mickisha Hurley, Barry.....	108	527	97	984	.437
1995	Iris Sepulveda, C.W. Post.....	121	465	114	788	.445
1996	Kelly Sabol, West Va. Wesleyan.....	123	434	61	744	.501
1997	Kim Merrill, S.C.-Aiken.....	131	541	73	963	.486
1998	Macarena Ponce Dancuart, Lincoln Memorial.....	117	627	112	1,188	.434
1999	Michele Dinius, Bemidji St.	118	197	26	355	.482
2000	Dingding Lu, California (Pa.).....	113	374	75	670	.446
2001	Kim Morohunfolu, Cal St. San B'dino.....	93	411	83	694	.473
2002	Tana-Marie McMarrow, Queens (N.Y.).....	91	286	55	477	.484
2003	Li YiZhi, Lock Haven.....	126	538	90	952	.471
2004	Li YiZhi, Lock Haven.....	101	407	67	733	.464
2005	Kisha Lucette, Paine.....	134	646	104	1,025	*.529

*Record.

Kills

Season	Player, Team	G	K	Avg.
1994	Pavla Melicharova, Northwood.....	110	651	5.92
1995	Pavla Melicharova, Northwood.....	109	655	6.01
1996	Pavla Melicharova, Northwood.....	125	692	5.54
1997	Masha Mosenzhnik, Queens (N.Y.).....	99	657	6.64
1998	Masha Mosenzhnik, Queens (N.Y.).....	92	501	5.45
1999	Noelia Castillo, Queens (N.Y.).....	96	771	*8.03
2000	Amy Wade, Cal St. Bakersfield.....	103	594	5.77
2001	Lucy Arroyo, Henderson St.	139	*919	6.61
2002	Erin Deffenbaugh, Northern Colo.	121	743	6.14
2003	Carrie Ritchie, Ashland.....	105	718	6.84



North Dakota State's Pati Rolf holds the Division II records for playing in the most matches and consecutive matches played, at 239 from 1981-84, the first four years of NCAA volleyball. She played in 591 games, which ranks 13th all-time in the division.

Player, Team	Games
Kari Norberg, Bentley.....	472
Gina Langer, Mont. St.-Billings.....	467
Kate O'Neill, Central Okla.	458
Melissa Trotter, Henderson St.	450
Amy Mayor, Pace.....	443
Michelle Ohren, Augustana (S.D.).....	413
Nico Cockrell, Mo. Southern St.	400
Amy Miller, Mesa St.	389
Katy Wallace, Central Okla.	374
Alma Brahimaj, Central Okla.	373
Jennifer Bartlett, Ashland.....	367
Erin Deffenbaugh, Northern Colo.	362

Season	Player, Team	G	K	Avg.
2004	Carrie Ritchie, Ashland.....	117	699	5.97
2005	Yu Chuan Weng, BYU-Hawaii.....	79	559	7.08

*Record.

Assists

Season	Player, Team	G	Ast.	Avg.
1994	Jennifer Streltsoff, Cal St. Bakersfield.....	105	1,392	13.26
1995	Stormie Wells, Northern Colo.	116	1,491	12.85
1996	Monica Harden, Augustana (S.D.).....	129	1,755	13.60
1997	Heather Mizer, Northern Mich.	126	1,688	13.40
1998	Heather Mizer, Northern Mich.	118	1,625	13.77
1999	Kari Peterson, Augustana (S.D.).....	109	1,493	13.70
2000	Devon Herron, Metro St.	99	1,419	14.33
2001	Ashley Moffitt, North Ala.....	115	1,618	14.07
2002	Sara Taylor, Northern Ky.	106	1,465	13.82
2003	Ashley Moffitt, North Ala.....	136	1,951	14.35
2004	Kate Reome, Central Wash.	91	1,297	14.25
2005	Cailin Terhaar, Concordia-St. Paul.....	126	1,846	14.65

Service Aces

Season	Player, Team	G	SA	Avg.
1994	Kerry Lewin, Northern Ky.	113	152	1.35
1995	Kerry Lewin, Northern Ky.	116	123	1.06
1996	Misty Hubbard, St. Augustine's.....	103	109	1.06
1997	Keesha English, Livingstone.....	78	61	0.78
1998	Raechele Wemken, Coker.....	73	54	0.74
1999	Christine VanSchaick, Binghamton.....	129	132	1.02

Season	Player, Team	G	SA	Avg.
2000	Monica Herrera, Mercy.....	120	116	0.97
2001	Monica Herrera, Mercy.....	110	181	1.65
2002	Magaly Gomez, St. Augustine's.....	91	145	1.59
2003	Magaly Gomez, St. Augustine's.....	83	91	1.10
2004	Maja Iljic, Pace.....	76	92	1.21
2005	Sarah Halligan, Belmont Abbey.....	80	103	1.29

Season	Player, Team	G	S	A	Tot.	Avg.
2004	Keauna Vinson, Barton.....	132	122	138	260	1.97
2005	Elisa Joris, Wayne St. (Mich.).....	94	41	127	168	1.79

Blocks

Season	Player, Team	G	S	A	Tot.	Avg.
1994	Marcie Miller, Wingate.....	161	162	278	440	2.73
1995	Shelly Lowery, Mo. Western St.	138	114	247	361	2.62
1996	Jen Walters, Charleston (W.V.).....	143	227	155	382	2.67
1997	Jennifer Suba, Indianapolis.....	132	103	118	221	1.67
1998	Ada Ihemelu, Tex. A&M-Kingsville.....	127	68	161	229	1.80
1999	Delana Keilers, Harding.....	133	75	164	239	1.80
2000	Shemkia Reid, Barton.....	96	98	93	191	1.99
2001	Shemkia Reid, Barton.....	100	116	81	197	1.97
2002	Lauren Kegerreis, Queens (N.C.).....	119	111	111	222	1.87
2003	Alicsa McKinley, Pitt-Johnstown.....	87	120	75	195	2.24

Digs

Season	Player, Team	G	D	Avg.
1994	Jody Lindstrom, Millersville.....	97	599	*6.18
1995	Tracy Milliman, St. Andrews.....	144	879	6.10
1996	Sonya Seifert, West Va. Wesleyan.....	109	584	5.36
1997	Daphne Epting, Carson-Newman.....	128	765	5.98
1998	Nicole Silver, Mars Hill.....	118	708	6.00
1999	Jenny Jeremiah, Northern Ky.	121	700	5.79
2000	Rachael Olyer, St. Rose.....	84	401	4.77
2001	Marina de Castro, Lynn.....	88	448	5.09
2002	Jayne Barber, West Virginia St.	102	645	6.32
2003	Nicola Parker, Western Wash.	88	542	6.16
2004	See Hee Hwang, Wayne St. (Mich.).....	85	602	7.08
2005	Jocelyn Decker, Millersville.....	111	790	\$7.12

*Record with 15-point scoring format. \$Record with 30-point scoring format.

Team Records

Official NCAA volleyball records began with the 1981 season and are based on information submitted to the NCAA statistics service by institutions participating in the statistics rankings. In statistical rankings, the rounding of percentages and/or averages may indicate ties where none exist. In these cases, the numerical order of the rankings is accurate.

Information on blocking has not been included in the following records since there appeared to be a significant variance in the methods by which blocking statistics were kept during the 1980s. Research continues to determine a standard by which to measure blocking statistics for NCAA record-keeping purposes.

An "M" located after a number under a "games played" column indicates the number of matches played, as the number of games is unavailable.

Attack

KILLS

Three-game match

98—Armstrong Atlantic vs. SCAD, Sept. 17, 1996

Four-game match

128—Northern Colo. vs. North Dakota, Oct. 22, 1999

Five-game match

114—Cal St. L.A. vs. Grand Canyon, Nov. 17, 1995

Season

2,529—Minn. Duluth, 1987 (187 games)

Per game

18.00—North Ala., 2005 (2,394 kills in 133 games)

TOTAL ATTEMPTS

Three-game match

233—Fort Lewis vs. UC-Colo. Spgs., Oct. 21, 1994

Four-game match

298—Northern Colo. vs. North Dakota, Oct. 22, 1999

Five-game match

325—Seattle Pacific vs. Western Ore., Oct. 21, 1999

Season

7,284—Fort Hays St., 1989 (178 games)

Per game

47.12—Truman, 2003 (5,607 attempts in 119 games)

HITTING PERCENTAGE*

Three-game match

.776—Indiana (Pa.) vs. Cheyney, Sept. 24, 2005 (39-1/49)

Four-game match

.513—Indiana (Pa.) vs. Westminster (Pa.), Sept. 11, 1999 (68-8/117)

Five-game match

.471—St. Cloud St. vs. Minn. Duluth, Sept. 27, 1995 (78-22/119)

Season

.394—Paine, 2005 (1,987-532/3,690 in 134 games)

*Hitting percentage is derived by subtracting errors from kills and dividing that remainder by total attempts.

Setting

ASSISTS

Three-game match

93—Mesa St. vs. Regis (Colo.), 1994

Four-game match

122—Northern Colo. vs. North Dakota, Oct. 22, 1999

Five-game match

107—Cal St. L.A. vs. Grand Canyon, Nov. 17, 1995

Season

2,480—Fort Hays St., 1991 (217 games)

Per game

16.29—Portland St., 1992 (1,939 assists in 119 games)

Service

SERVICE ACES

Three-game match

56—Indiana (Pa.) vs. Cheyney, Sept. 25, 2004

Four-game match

28—Lake Superior St. vs. Wayne St. (Mich.), Sept. 17, 1998; Cameron vs. Tarleton St., Oct. 6, 1999

Five-game match

30—Glennville St. vs. Concord, Oct. 14, 1997

Season

670—Dowling, 1994 (184 games)

Per game

4.45—Mass.-Lowell, 1990 (512 aces in 115 games)

Defense

DIGS

Three-game match

136—Pace vs. Adelphi, Sept. 17, 1999

Four-game match

188—Fort Hays St. vs. UC-Colo. Spgs., Sept. 2, 1995

Five-game match

200—Catawba vs. Presbyterian, Oct. 15, 1994

Season

3,664—Elon, 1995 (172 games)

Per game

24.63—Quincy, 1994 (3,079 digs in 125 games)

Scoring

MOST POINTS SCORED

Three-game match

53—Truman vs. Hillsdale, Sept. 5, 1999 (18-16, 20-18, 15-11)

Three-game match with 30-point scoring format

102—Kutztown vs. Wilmington (Del.), Sept. 4, 2004 (32-30, 40-38, 30-27)

Four-game match

66—Fla. Southern vs. Tampa, Nov. 13, 1993 (15-8, 19-17, 17-19, 15-12)

Four-game match with 30-point scoring format

130—Western Ore. vs. St. Martin's, Nov. 3, 2001 (40-42, 30-18, 30-23, 30-18); Northern Colo. vs. North Dakota St., Sept. 3, 2003 (41-39, 29-31, 30-17, 30-28)

Five-game match

79—Central Mo. St. vs. Tex. A&M-Commerce, 1985 (22-24, 12-15, 15-13, 15-1, 15-12)

Five-game match with 30-point scoring format

140—Mercy vs. Philadelphia U., Oct. 30, 2002 (30-21, 30-18, 33-35, 32-34, 15-13)

Single game

22—Central Mo. St. vs. Tex. A&M-Commerce, 1985; American Int'l vs. Albany (N.Y.), Nov. 2, 1996; Mesa St. vs. Adams St., Oct. 23, 1998

Single game with 30-point scoring format

44—Concordia-St. Paul vs. Wayne St. (Neb.), Oct. 14, 2005

FEWEST POINTS ALLOWED

Three-game match

0—Mesa St. vs. Western St., Sept. 29, 1992 (15-0, 15-0, 15-0); Lewis vs. Kentucky St., Oct. 8, 1994 (15-0, 15-0, 15-0)

Four-game match

18—Mass.-Lowell vs. Southern N.H., Nov. 16, 1996 (15-1, 15-1, 9-15, 15-1)

Five-game match

37—North Dakota St. vs. Bowling Green, Sept. 17, 1988 (4-15, 10-15, 15-3, 15-2, 15-2)

Miscellaneous

BEST WINNING PERCENTAGE

1.000—Hawaii Pacific, 2000 (28-0)

MATCHES WON IN A SEASON

62—Emporia St., 1988

MOST IMPROVED WON-LOST RECORD

23½ games—Presbyterian, 1987 (40-5, from 15-27 in 1986)

CONSECUTIVE MATCHES WON

46—Ferris St., Sept. 14, 1984-Nov. 30, 1984

CONSECUTIVE HOME-COURT MATCHES WON

109—New Haven, Sept. 9, 1992-Oct. 18, 1997

CONSECUTIVE CONFERENCE MATCHES WON

(All matches)
77—West Tex. A&M, Sept. 18, 1999-Oct. 10, 2003

CONSECUTIVE GAMES WON

49—Fla. Southern, Sept. 19, 1990-Oct. 13, 1990

MATCHES LOST IN A SEASON

39—North Dakota, 1983

CONSECUTIVE MATCHES LOST

93—N.J. Inst. of Tech., Sept. 23, 1999-Sept. 16, 2004

CONSECUTIVE WINNING SEASONS

25—Central Mo. St., 1981-05 (current); Tampa, 1981-05 (current)

CONSECUTIVE NON-LOSING SEASONS

25—Central Mo. St., 1981-05 (current); Tampa, 1981-05 (current)

LONGEST MATCH

3:15—Fairmont St. vs. Shepherd, Oct. 11, 1997 (3-2)

SHORTEST MATCH

0:28—Goldey-Beacom vs. N.J. Inst. of Tech., Oct. 27, 2000 (3-0)

Team Leaders

SINGLE-MATCH RECORDS

Attack

KILLS, THREE-GAME MATCH

No.	Team vs. Opponent	Date
98	Armstrong Atlantic vs. SCAD	Sept. 17, 1996
93	Texas Woman's vs. Central Okla.	Oct. 27, 1990
92	Mesa St. vs. Carroll (Wis.)	1987
87	Fort Lewis vs. UC-Colo. Spgs.	Oct. 21, 1994
83	Lake Superior St. vs. Saginaw Valley	Oct. 2, 1993
81	Augustana (S.D.) vs. Minn. Duluth	Sept. 4, 1999
80	Truman vs. Emporia St.	Oct. 31, 1998
78	North Dakota vs. Eastern N.M.	Sept. 16, 2000
76	Augustana (S.D.) vs. Northern Colo.	Nov. 17, 2000
76	Portland St. vs. UC Davis	Sept. 11, 1992
75	Western Ore. vs. Northwest Nazarene	Nov. 4, 2000
75	Minn. Duluth vs. Northern St.	Sept. 19, 1998
74	North Dakota vs. Northern Colo.	Nov. 11, 2000
74	Northern Colo. vs. North Dakota	Nov. 11, 2000
74	Saginaw Valley vs. Lake Superior St.	Oct. 2, 1998
74	Northern Mich. vs. Northwood	Oct. 25, 1992

KILLS, FOUR-GAME MATCH

No.	Team vs. Opponent	Date
128	Northern Colo. vs. North Dakota	Oct. 22, 1999
108	Northern Mich. vs. St. Cloud St.	Aug. 30, 1996
105	Augustana (S.D.) vs. West Tex. A&M	Nov. 30, 2000
103	Neb.-Kearney vs. Western St.	Nov. 20, 2000
99	Francis Marion vs. Presbyterian	Nov. 7, 1997
98	Augustana (S.D.) vs. Northern Colo.	Nov. 4, 2000
98	S.C.-Aiken vs. Presbyterian	Oct. 6, 1994
98	Fla. Southern vs. Tampa	Nov. 13, 1993
98	Barry vs. Tampa	Oct. 2, 1993
97	West Tex. A&M vs. Tex. A&M-Kingsville	Nov. 6, 1998
97	Neb.-Omaha vs. South Dakota St.	Sept. 27, 1997
96	Edinboro vs. Indiana (Pa.)	Oct. 31, 2000
96	Emporia St. vs. Harding	Sept. 30, 2000
96	Quincy vs. Wis.-Parkside	Oct. 2, 1999
96	Edinboro vs. Indiana (Pa.)	Sept. 28, 1999

KILLS, FIVE-GAME MATCH

No.	Team vs. Opponent	Date
114	Cal St. L.A. vs. Grand Canyon	Nov. 17, 1995
110	Neb.-Omaha vs. Neb.-Kearney	Oct. 13, 1998
110	Portland St. vs. Portland	Nov. 14, 1990
108	Michigan Tech vs. Wayne St. (Mich.)	Nov. 15, 1997
107	Angelo St. vs. Tex. A&M-Commerce	Sept. 15, 1995
106	South Dakota St. vs. Wayne St. (Neb.)	Oct. 27, 1995
106	Tex. A&M-Commerce vs. Central Okla.	Oct. 6, 1994
105	Regis (Colo.) vs. Metro St.	Nov. 4, 1998
104	Ferris St. vs. Northwood	Oct. 20, 1992
104	Cal St. Chico vs. UC Davis	Nov. 11, 1988
103	Northern Mich. vs. Portland St.	Dec. 7, 1992
103	Minn. Duluth vs. St. Cloud St.	Sept. 23, 1989
102	Minn. Duluth vs. Southwest Minn. St.	Oct. 8, 1999
102	UC Davis vs. Humboldt St.	Oct. 13, 1995
102	Metro St. vs. Northern Colo.	Oct. 9, 1991

TOTAL ATTEMPTS, THREE-GAME MATCH

No.	Team vs. Opponent	Date
233	Fort Lewis vs. UC-Colo. Spgs.	Oct. 21, 1994
230	Lynn vs. Florida Tech	Oct. 28, 2000
216	Truman vs. Harding	Sept. 13, 2003
206	Portland St. vs. Regis (Colo.)	Oct. 28, 1994
203	North Dakota vs. Northern Colo.	Nov. 11, 2000
202	Christian Bros. vs. Drury	Oct. 28, 2000
201	Florida Tech vs. Lynn	Oct. 28, 2000
201	Abilene Christian vs. Western St.	Oct. 20, 2000
201	Fairmont St. vs. Mercyhurst	Sept. 6, 1996
200	Western Ore. vs. Northwest Nazarene	Nov. 4, 2000
200	Seattle Pacific vs. Hawaii-Hilo	Oct. 17, 1997
197	Truman vs. Emporia St.	Oct. 31, 1998
197	Mo. Southern St. vs. Drury	Oct. 2, 1993
196	Northern Mich. vs. West Tex. A&M	Sept. 11, 1999
196	Truman vs. Hillsdale	Sept. 5, 1999

TOTAL ATTEMPTS, FOUR-GAME MATCH

No.	Team vs. Opponent	Date
298	Northern Colo. vs. North Dakota	Oct. 22, 1999
269	Carson-Newman vs. Catawba	Sept. 15, 2000
268	Florida Tech vs. Eckerd	Oct. 24, 2000
267	Sonoma St. vs. San Fran. St.	Nov. 8, 1997
267	UC Davis vs. West Tex. A&M	Dec. 5, 1992
264	Metro St. vs. Colo. Christian	Nov. 4, 1997
263	Humboldt St. vs. Western Ore.	Sept. 11, 1999
257	Wayne St. (Neb.) vs. Northern St.	Nov. 2, 1999
257	Seattle Pacific vs. Western Wash.	Oct. 31, 1998
257	Barry vs. Tampa	Oct. 2, 1993
256	Abilene Christian vs. Alas. Anchorage	Aug. 26, 1999
256	Mont. St.-Billings vs. Dickinson St.	Sept. 20, 1997
255	Concordia-St. Paul vs. Wayne St. (Neb.)	Oct. 14, 2005
255	SIU Edwardsville vs. Rockhurst	Nov. 3, 1998
254	Mississippi-Women vs. Drury	Sept. 8, 1995

TOTAL ATTEMPTS, FIVE-GAME MATCH

No.	Team vs. Opponent	Date
325	Seattle Pacific vs. Western Ore.	Oct. 21, 1999
311	Central Mo. St. vs. Alas. Anchorage	Oct. 2, 1999
309	Cal St. L.A. vs. Grand Canyon	Nov. 17, 1995
304	Slippery Rock vs. Grove City	Nov. 2, 1996
302	Shepherd vs. Fairmont St.	Oct. 14, 1997
298	Central Okla. vs. Cameron	Nov. 4, 2000
298	Michigan Tech vs. Wayne St. (Mich.)	Nov. 15, 1997
294	Post vs. Liberty	Oct. 10, 1998
291	Angelo St. vs. Eastern N.M.	Sept. 12, 1997
290	Minn. Duluth vs. Southwest Minn. St.	Oct. 8, 1999
290	West Ga. vs. Tusculum	Oct. 3, 1997
289	Cameron vs. Colorado St.-Pueblo	Aug. 28, 1999
288	Cal St. Bakersfield vs. UC Riverside	Nov. 21, 1997
288	Portland St. vs. Portland	Nov. 14, 1990
284	Neb.-Omaha vs. Neb.-Kearney	Oct. 13, 1998

HITTING PERCENTAGE, THREE-GAME MATCH

(Min. 15 attempts per game)

Pct.	(K-E/TA)	Team vs. Opponent	Date
.776	(39-1/49)	Indiana (Pa.) vs. Cheyney	Sept. 24, 2005
.729	(45-2/59)	S.C.-Aiken vs. Erskine	Oct. 25, 1996
.632	(40-4/57)	Wheeling Jesuit vs. West Va. Tech	Sept. 20, 2003
.630	(52-6/73)	Dowling vs. Southampton	Sept. 16, 2004
.620	(46-2/71)	North Ala. vs. Mississippi-Women	Oct. 10, 2000
.618	(51-4/76)	Bryant vs. Southern Conn. St.	Oct. 12, 2002

Pct.	(K-E/TA)	Team vs. Opponent	Date
.615	(35-3/52)	Lewis vs. Kentucky St.	Oct. 8, 1994
.614	(38-3/57)	Ala.-Huntsville vs. West Ga.	Nov. 12, 1993
.607	(37-3/56)	Indiana (Pa.) vs. Frostburg St.	Oct. 5, 2002
.606	(47-3/71)	Indiana (Pa.) vs. East Stroudsburg	Sept. 28, 2002
.603	(45-7/63)	California (Pa.) vs. Fairmont St.	Oct. 16, 1993
.603	(50-6/73)	Bentley vs. St. Rose	Oct. 19, 1996
.600	(45-6/65)	Northwood vs. Trinity Christian	Sept. 5, 1997

HITTING PERCENTAGE, FOUR-GAME MATCH

(Min. 15 attempts per game)

Pct.	(K-E/TA)	Team vs. Opponent	Date
.513	(68-8/117)	Indiana (Pa.) vs. Westminster (Pa.)	Sept. 11, 1999
.492	(67-8/120)	California (Pa.) vs. Shippensburg	Sept. 25, 1993
.469	(56-10/98)	East Stroudsburg vs. Bryant	Oct. 21, 2000
.468	(61-9/111)	Oakland vs. Slippery Rock	Oct. 16, 1987
.467	(63-13/107)	Mercy vs. New Haven	Sept. 16, 2000
.465	76-16/129)	Northern Mich. vs. Hillsdale	Oct. 1, 1994
.452	(62-10/115)	S.C.-Aiken vs. Rollins	Sept. 20, 1997
.450	(52-7/100)	Gardner-Webb vs. Carson-Newman	Sept. 8, 1996
.448	(56-4/116)	Mesa St. vs. Texas Wesleyan	1993
.448	(52-9/96)	Armstrong Atlantic vs. Paine	Oct. 1, 1993
.448	(88-15/163)	Alas. Anchorage vs. St. Cloud St.	Aug. 25, 2000
.443	(47-8/88)	Indiana (Pa.) vs. West Liberty St.	Sept. 28, 2000
.442	(81-8/165)	Mo. Southern St. vs. Southern Ark.	Oct. 4, 1996
.434	(43-7/83)	Northern Colo. vs. UC-Colo. Spgs.	Sept. 30, 1998
.429	(82-16/154)	Neb.-Omaha vs. Augustana (S.D.)	Sept. 26, 1997
.427	(57-10/110)	St. Rose vs. C.W. Post	Nov. 3, 2004
.425	(73-11/146)	Cal St. Chico vs. Clarion	Aug. 30, 1990
.420	(66-16/119)	Fairmont St. vs. Glenville St.	Aug. 30, 1997
.419	(70-13/136)	Armstrong Atlantic vs. Bentley	Sept. 26, 1992
.419	(70-16/129)	Mount Olive vs. Coker	Sept. 12, 2000

HITTING PERCENTAGE, FIVE-GAME MATCH

(Min. 15 attempts per game)

Pct.	(K-E/TA)	Team vs. Opponent	Date
.471	(78-22/119)	St. Cloud St. vs. Minn. Duluth	Sept. 27, 1995
.457	(87-2/186)	Arkansas Tech vs. Mo. Baptist	Sept. 13, 1997
.450	(71-12/131)	California (Pa.) vs. Slippery Rock	Sept. 25, 1993
.445	(64-15/110)	Truman vs. Southwest Baptist	Sept. 30, 1988
.433	(85-14/164)	Mercy vs. East Stroudsburg	Sept. 26, 1997
.429	(91-13/182)	Barry vs. North Dakota St.	Sept. 30, 1995
.413	(50-17/80)	California (Pa.) vs. Dowling	Sept. 2, 1995
.411	(78-4/180)	Mesa St. vs. Neb.-Kearney	1994
.406	(78-22/138)	Cal Poly Pomona vs. Southern Ore.	Sept. 13, 1997
.402	(48-11/92)	Mississippi-Women vs. Christian Bros.	Sept. 2, 1995
.398	(83-19/161)	Mo. Southern St. vs. North Ala.	Sept. 7, 1996
.388	(56-9/121)	Colorado St.-Pueblo vs. Western St.	1993
.384	(64-11/138)	Ashland vs. Carson-Newman	Sept. 1, 2000
.382	(63-16/123)	Central Okla. vs. Drury	Nov. 1, 1997
.380	(72-9/166)	Indiana (Pa.) vs. Edinboro	Nov. 16, 2002
.379	(74-13/161)	Bentley vs. NYIT	Sept. 8, 2001

Setting

ASSISTS, THREE-GAME MATCH

No.	Team vs. Opponent	Date
93	Mesa St. vs. Regis (Colo.)	1994
87	UC Davis vs. Sacramento St.	Oct. 16, 1992
83	Fort Lewis vs. UC-Colo. Spgs.	Oct. 21, 1994
76	Augustana (S.D.) vs. Minn. Duluth	Sept. 4, 1999
76	Truman vs. Emporia St.	Oct. 31, 1998
76	Lake Superior St. vs. Saginaw Valley	Oct. 2, 1998
74	Portland St. vs. UC Davis	Sept. 11, 1992
72	Augustana (S.D.) vs. Northern Colo.	Nov. 17, 2000
72	North Dakota St. vs. Eastern N.M.	Sept. 16, 2000
71	North Fla. vs. S.C. Upstate	Oct. 26, 1997
70	Edinboro vs. Indiana (Pa.)	Sept. 26, 2000
69	North Dakota vs. Northern Colo.	Nov. 11, 2000
69	Western Wash. vs. Mont. St.-Billings	Oct. 6, 2000
69	Minn. Duluth vs. Northern St.	Sept. 19, 1998
68	Western Ore. vs. Northwest Nazarene	Nov. 4, 2000
68	Arkansas Tech vs. Henderson St.	Oct. 31, 2000
68	Truman vs. Hillsdale	Sept. 5, 1999

ASSISTS, FOUR-GAME MATCH

No.	Team vs. Opponent	Date
122	Northern Colo. vs. North Dakota	Oct. 22, 1999
98	Augustana (S.D.) vs. West Tex. A&M	Nov. 30, 2000
98	Northern Mich. vs. St. Cloud St.	Aug. 31, 1996

No.	Team vs. Opponent	Date
96	West Tex. A&M vs. Central Mo. St.	Nov. 4, 1990
94	Neb.-Kearney vs. Western St.	Nov. 20, 2000
93	Augustana (S.D.) vs. Northern Colo.	Nov. 4, 2000
93	Francis Marion vs. Presbyterian	Nov. 7, 1997
90	Edinboro vs. Indiana (Pa.)	Oct. 31, 2000
90	Barry vs. Tampa	Oct. 2, 1993
89	UC San Diego vs. Western Wash.	Aug. 25, 2000
89	Central Mo. St. vs. Portland St.	Dec. 1994
88	Cal St. Bakersfield vs. Cal St. L.A.	Sept. 18, 1998
87	Edinboro vs. Slippery Rock	Nov. 4, 2000
87	Emporia St. vs. Harding	Sept. 30, 2000
87	Minn. Duluth vs. Wayne St. (Neb.)	Oct. 9, 1999
87	Pace vs. C.W. Post	Sept. 9, 1999

ASSISTS, FIVE-GAME MATCH

No.	Team vs. Opponent	Date
107	Cal St. L.A. vs. Grand Canyon	Nov. 17, 1995
104	UC Davis vs. Sonoma St.	Oct. 27, 1992
104	Portland St. vs. Portland	Nov. 14, 1990
101	Southwest Baptist vs. Pittsburg St.	Oct. 15, 1994
100	St. Francis (Ill.) vs. Mt. Vernon Nazarene	Nov. 17, 1995
99	Northern Mich. vs. Portland St.	Dec. 7, 1992
98	Tex. A&M-Commerce vs. Central Okla.	Oct. 6, 1994
98	Minn. Duluth vs. St. Cloud St.	Sept. 23, 1989
97	Central Okla. vs. Cameron	Nov. 4, 2000
97	Quincy vs. Culver-Stockton	Oct. 24, 2000
97	Southwest Baptist vs. Washburn	Oct. 15, 1994
96	Neb.-Omaha vs. South Dakota St.	Nov. 13, 1999
96	Regis (Colo.) vs. Metro St.	Nov. 4, 1998
96	Neb.-Omaha vs. Neb.-Kearney	Oct. 13, 1998
96	Michigan Tech vs. Wayne St. (Mich.)	Nov. 15, 1997
96	Northern Mich. vs. BYU-Hawaii	Sept. 13, 1996

Service

SERVICE ACES, THREE-GAME MATCH

No.	Team vs. Opponent	Date
56	Indiana (Pa.) vs. Cheyney	Sept. 25, 2004
47	Clarion vs. Cheyney	Oct. 9, 2004
45	Millersville vs. Cheyney	Oct. 12, 2004
40	Shippensburg vs. Cheyney	Oct. 7, 2004
40	Millersville vs. Cheyney	Sept. 14, 2004
39	Virginia Union vs. St. Paul's	Sept. 7, 2004
35	Kutztown vs. Cheyney	Sept. 13, 2005
34	Kutztown vs. Cheyney	Nov. 2, 2004
33	Post vs. N.J. Inst. of Tech.	Sept. 24, 2002
30	Millersville vs. Cheyney	Sept. 18, 2001
29	Kutztown vs. Cheyney	Oct. 21, 2004
29	St. Edward's vs. Okla. Panhandle	Sept. 26, 2004
29	West Chester vs. Cheyney	Oct. 19, 1999
29	Southampton vs. Mass.-Lowell	Sept. 14, 1996
29	West Chester vs. Cheyney	Oct. 18, 1994
28	Fayetteville St. vs. Elizabeth City St.	Sept. 11, 1998
28	East Stroudsburg vs. Cheyney	Oct. 22, 1996
28	Fayetteville St. vs. Johnson C. Smith	Oct. 7, 1996
27	Shippensburg vs. Cheyney	Oct. 18, 1995
27	Millersville vs. Cheyney	Sept. 27, 1994
27	Regis (Colo.) vs. Minn. St. Mankato	Sept. 25, 1987
26	Pace vs. Assumption	Oct. 20, 2001
26	Virginia St. vs. Elizabeth City St.	Sept. 21, 1998

SERVICE ACES, FOUR-GAME MATCH

No.	Team vs. Opponent	Date
28	Cameron vs. Tarleton St.	Oct. 6, 1999
28	Lake Superior St. vs. Wayne St. (Mich.)	Sept. 17, 1998
25	Buffalo vs. Mercyhurst	Nov. 4, 1989
24	LeMoyne-Owen vs. Lane	Sept. 5, 1999
24	Central Ark. vs. Arkansas Tech	Oct. 10, 1996
24	Fayetteville St. vs. Livingstone	Sept. 19, 1996
24	Elon vs. Belmont Abbey	Sept. 21, 1993
24	Oakland vs. Wayne St. (Mich.)	Oct. 22, 1985
23	Mississippi-Women vs. Rollins	Sept. 1, 2000
23	Morningside vs. North Dakota	Sept. 19, 1997
23	Millersville vs. Elizabethtown	Sept. 19, 1991
22	Ferris St. vs. Southeastern Okla.	Sept. 6, 2002
22	Southampton vs. Queens (N.Y.)	Oct. 1990
22	Oakland vs. Grand Valley St.	Oct. 11, 1985
21	St. Rose vs. Post	Sept. 16, 2004
21	Pace vs. Southern Conn. St.	Sept. 9, 1993
21	Armstrong Atlantic vs. LaGrange	Oct. 25, 1991

No.	Team vs. Opponent	Date
21	North Dakota vs. Minn. St. Mankato	Sept. 13, 1991
21	West Tex. A&M vs. Abilene Christian	Dec. 19, 1987
21	Oakland vs. Alma	Sept. 15, 1985
20	Valdosta St. vs. North Ala.	Nov. 4, 1995
20	North Ala. vs. Alabama A&M	Oct. 10, 1995
20	Le Moyne vs. St. Rose	Sept. 16, 1995
20	Denver vs. Colorado St.-Pueblo	Sept. 15, 1993
20	South Dakota St. vs. Mo. Western St.	Sept. 10, 1993
20	North Dakota vs. Morningside	Oct. 12, 1991
20	Angelo St. vs. Chapman1991
20	Central Mo. St. vs. Fla. Southern1987
20	Ferris St. vs. Michigan TechOct. 15, 1983

SERVICE ACES, FIVE-GAME MATCH

No.	Team vs. Opponent	Date
30	Glennville St. vs. ConcordOct. 14, 1997
26	Central Okla. vs. Texas Woman'sOct. 4, 1990
26	North Dakota vs. Augustana (S.D.)Oct. 25, 1989
26	Emporia St. vs. Friends (Kan.)1989
25	Cal St. Dom. Hills vs. San Fran. St.Oct. 14, 2001
25	Southampton vs. BuffaloNov. 10, 1989
24	American Int'l vs. St. RoseOct. 3, 1998
24	Newberry vs. ErskineSept. 28, 1996
24	Ala.-Huntsville vs. S.C. UpstateSept. 21, 1991
24	Oakland vs. Wayne St. (Mich.)Sept. 11, 1985
23	Keene St. vs. HartwickOct. 19, 1996
23	Millersville vs. C.W. PostSept. 9, 1994
22	Tusculum vs. MilliganOct. 16, 2002
22	Bryant vs. West Va. WesleyanOct. 3, 1997
22	Metro St. vs. IPFW1991
22	Ferris St. vs. Wayne St. (Mich.)Oct. 1, 1988
22	North Dakota vs. Bemidji St.Sept. 22, 1987
21	Pace vs. C.W. PostOct. 8, 2001
21	Dowling vs. GettysburgSept. 22, 2001
21	Mississippi-Women vs. Martin MethodistSept. 8, 1998
21	Fort Lewis vs. N.M. HighlandsNov. 4, 1997
21	Le Moyne vs. Plattsburgh St.Oct. 5, 1991
21	Truman vs. Lincoln (Mo.)Sept. 19, 1986

Defense

DIGS, THREE-GAME MATCH

No.	Team vs. Opponent	Date
136	Pace vs. AdelphiSept. 17, 1999
133	Mo. Southern St. vs. DruryOct. 2, 1993
131	Cameron vs. Abilene ChristianSept. 28, 1996
122	Mississippi-Women vs. St. Louis-Pharm.Sept. 9, 1994
120	Florida Tech vs. LynnOct. 28, 2000
117	Ala.-Huntsville vs. Southwest BaptistOct. 24, 1998
117	Seattle Pacific vs. Hawaii-HiloOct. 17, 1997
117	Merrimack vs. Sacred HeartSept. 28, 1996
116	Pace vs. Le MoyneNov. 15, 1997
113	West Virginia St. vs. Col. of West VirginiaNov. 5, 1998
110	Portland St. vs. Regis (Colo.)Oct. 28, 1990
107	Francis Marion vs. Augusta St.Oct. 26, 1998
107	Mont. St.-Billings vs. Seattle PacificNov. 14, 1997
106	Hillsdale vs. AshlandOct. 26, 1997
106	Winona St. vs. Northern St.Oct. 10, 1997

DIGS, FOUR-GAME MATCH

No.	Team vs. Opponent	Date
188	Fort Hays St. vs. UC-Colo. Spgs.Sept. 2, 1995
183	Pace vs. SouthamptonSept. 18, 1999
174	Mo. Southern St. vs. Pittsburg St.Oct. 19, 1990
172	Mesa St. vs. Fort Hays St.1992
168	Ala.-Huntsville vs. Southwest BaptistAug. 29, 1997
167	West Va. Wesleyan vs. Charleston (W.V.)Oct. 31, 1996
152	Francis Marion vs. S.C.-AikenOct. 29, 1996
145	Regis (Colo.) vs. DenverOct. 13, 1992
145	Augustana (S.D.) vs. North DakotaSept. 21, 1990
143	West Chester vs. East StroudsburgOct. 26, 1999
143	Lenoir-Rhyne vs. Mars HillOct. 2, 1996
142	Concordia-St. Paul vs. Wayne St. (Neb.)Oct. 14, 2005
142	Tusculum vs. NewberrySept. 29, 2001
142	Mont. St.-Billings vs. Dickinson St.Sept. 20, 1997
142	Millersville vs. EdinboroOct. 21, 1994
142	UC Davis vs. Portland St.Oct. 9, 1993

DIGS, FIVE-GAME MATCH

No.	Team vs. Opponent	Date
200	Catawba vs. PresbyterianOct. 15, 1994
195	Mesa St. vs. Colorado St.-Pueblo1985
188	St. Leo vs. S.C. UpstateOct. 14, 2000
179	Pace vs. Mass.-LowellOct. 15, 1999
177	Mo. Southern St. vs. Northwest Mo. St.Nov. 11, 1994
169	Southwest Baptist vs. Pittsburg St.Oct. 15, 1994
168	Minn. Duluth vs. St. Cloud St.Sept. 27, 1995
168	Truman vs. Ala. AnchorageOct. 25, 1991
167	St. Edward's vs. Tex. A&M-KingsvilleSept. 29, 1999
166	Minn. St. Moorhead vs. St. Cloud St.Sept. 14, 1990
164	Pace vs. BryantNov. 16, 1997
164	West Chester vs. Wilmington (Ohio)Oct. 14, 1994
163	Assumption vs. St. Michael'sOct. 12, 2002
163	Shepherd vs. Fairmont St.Aug. 31, 1997
163	Armstrong Atlantic vs. TusculumOct. 29, 1993

SEASON RECORDS

Attack

KILLS (1981-2000)

Team	Year	Games	K
Minn. Duluth	1987	187	2,529
Neb.-Kearney	1994	172	2,520
North Dakota St.	1987	169	2,501
Pace	1997	164	2,442
Mesa St.	1994	166	2,425
Central Mo. St.	1995	164	2,417
Portland St.	1990	152	2,392
Regis (Colo.)	1990	—	2,367
Angelo St.	1989	39M	2,354
North Ala.	1996	169	2,352
Findlay	1999	172	2,351
Cal St. Bakersfield	1994	145	2,330
Central Mo. St.	1994	158	2,329
North Ala.	1998	143	2,328
Gardner-Webb	1999	145	2,326
Ferris St.	1987	170	2,324
Emporia St.	1994	162	2,322
Arkansas Tech	1999	140	2,310
Northern Mich.	1996	134	2,306
Arkansas Tech	2000	139	2,301
Mesa St.	1991	172	2,253

KILLS WITH 30-POINT SCORING FORMAT (2001-PRESENT)

Team	Year	Games	K
Rockhurst	2003	153	2,476
Truman	2002	142	2,417
North Ala.	2005	133	2,394
North Ala.	2003	140	2,387
Ala.-Huntsville	2001	141	2,315
Wheeling Jesuit	2003	139	2,311
Truman	2005	136	2,299
Rockhurst	2001	143	2,286
Truman	2004	129	2,283
Wheeling Jesuit	2002	156	2,267
Truman	2001	134	2,240
Presbyterian	2003	142	2,229
Neb.-Kearney	2003	130	2,224
West Tex. A&M	2003	136	2,208
Central Mo. St.	2003	138	2,208
Northern Ky.	2003	135	2,206
Tampa	2002	134	2,203
Edinboro	2003	136	2,193
Bryant	2002	139	2,187
Neb.-Kearney	2004	127	2,185

KILLS PER GAME (1981-2000)

Team	Year	Games	K	Avg.
Augustana (S.D.)	2000	114	2,020	17.72
Minn. Duluth	1999	119	2,081	17.49
Neb.-Omaha	1999	116	2,015	17.37
Portland St.	1992	119	2,065	17.35
Metro St.	2000	106	1,834	17.30
Northern Mich.	1996	134	2,306	17.21
Augustana (S.D.)	1999	109	1,871	17.17
Cal St. Bakersfield	2000	106	1,799	16.97
Northern Ky.	2000	119	2,016	16.94

Team	Year	Games	K	Avg.
Grand Valley St.	2000	123	2,080	16.91
Neb.-Omaha	1997	129	2,163	16.77
Neb.-Kearney	2000	121	2,020	16.69
Edinboro	2000	104	1,730	16.63
Northern Mich.	1994	124	2,056	16.58
Arkansas Tech	2000	139	2,301	16.55
Arkansas Tech	1999	140	2,310	16.50
Regis (Colo.)	2000	112	1,845	16.47
Hawaii Pacific	2000	90	1,482	16.47
Northern Mich.	1998	123	2,023	16.45
Augustana (S.D.)	1996	131	2,154	16.44

KILLS PER GAME WITH 30-POINT SCORING FORMAT (2001-PRESENT)

Team	Year	Games	K	Avg.
North Ala.	2005	133	2,394	18.00
Tampa	2003	117	2,096	17.91
Truman	2004	129	2,283	17.70
Central Wash.	2004	94	1,652	17.57
West Tex. A&M	2001	105	1,841	17.53
Metro St.	2003	119	2,068	17.38
BYU-Hawaii	2003	77	1,328	17.25
Minn. Duluth	2002	111	1,911	17.22
Neb.-Kearney	2004	127	2,185	17.20
Northern Colo.	2003	114	1,956	17.16
Truman	2003	119	2,040	17.14
Neb.-Kearney	2003	130	2,224	17.11
Minn. Duluth	2003	107	1,830	17.10
North Ala.	2003	140	2,387	17.05
Tampa	2005	117	1,994	17.04
Southwest Minn. St.	2005	120	2,043	17.03
Truman	2002	142	2,417	17.02
Barry	2004	118	2,008	17.02
BYU-Hawaii	2005	82	1,395	17.01
Concordia-St. Paul	2005	126	2,143	17.01
Barry	2001	121	2,053	16.97
Metro St.	2001	117	1,983	16.95
North Ala.	2001	115	1,947	16.93
Truman	2005	136	2,299	16.90
Chaminade	2004	86	1,452	16.88

TOTAL ATTEMPTS (1981-2000)

Team	Year	Games	TA
Fort Hays St.	1989	178	7,284
Minn. Duluth	1987	187	7,273
Regis (Colo.)	1983	—	7,115
Neb.-Kearney	1994	143	6,341
Pace	1997	164	6,162
Portland St.	1994	144	6,159
Angelo St.	1991	41M	6,125
Mo. Western St.	1995	141	6,085
Elon	1995	174	6,070
Minn. St. Moorhead	1994	171	6,023
Mesa St.	1990	167	6,009
Truman	1996	154	5,963
Chadron St.	1991	164	5,961
Findlay	1999	172	5,953
Central Mo. St.	1992	166	5,948
North Dakota St.	1984	171	5,845
Mesa St.	1994	166	5,824
Cal St. L.A.	1992	140	5,784
Denver	1993	145	5,781

TOTAL ATTEMPTS WITH 30-POINT SCORING FORMAT (2001-PRESENT)

Team	Year	Games	TA
Truman	2002	142	6,298
St. Edward's	2002	142	6,192
Harding	2003	133	6,137
Central Mo. St.	2004	131	6,105
Bryant	2003	157	6,105
Truman	2005	136	6,067
Harding	2004	131	6,007
St. Edward's	2004	141	6,001
Indianapolis	2003	160	5,820
Truman	2004	129	5,764
Truman	2001	134	5,633
Harding	2002	127	5,629
Washburn	2005	133	5,612
Truman	2003	119	5,607
Rockhurst	2001	143	5,553
North Ala.	2005	133	5,551

Team	Year	Games	TA
Ala.-Huntsville	2001	141	5,541
Neb.-Kearney	2003	130	5,504
Grand Valley St.	2003	148	5,482
Central Okla.	2002	136	5,451

ATTEMPTS PER GAME (1981-2000)

Team	Year	Games	TA	Avg.
Colorado St.-Pueblo	1997	123	5,499	44.71
Neb.-Kearney	1994	143	6,341	44.34
Colorado St.-Pueblo	1999	105	4,616	43.96
Fort Lewis	1994	120	5,248	43.73
Minn. Duluth	1999	119	5,198	43.68
Northern Colo.	2000	120	5,210	43.42
Augustana (S.D.)	2000	114	4,935	43.29
North Dakota St.	2000	121	5,224	43.17
Mo. Western St.	1995	141	6,085	43.16
Seattle Pacific	1999	104	4,471	42.99
North Dakota	1999	117	5,017	42.88
Augustana (S.D.)	1999	109	4,671	42.85
Portland St.	1994	144	6,159	42.77
Regis (Colo.)	1997	122	5,210	42.70
Northern Ky.	2000	119	5,080	42.69
Truman	1999	115	4,825	41.96
South Dakota St.	2000	112	4,628	41.32
Cal St. L.A.	1992	140	5,784	41.31
San Fran. St.	1996	114	4,668	40.95
Fort Hays St.	1989	178	*7,284	40.92

*Record.

ATTEMPTS PER GAME WITH 30-POINT SCORING FORMAT (2001-PRESENT)

Team	Year	Games	TA	Avg.
Truman	2003	119	5,607	47.12
Central Mo. St.	2004	131	6,105	46.60
Harding	2003	133	6,137	46.14
Harding	2004	131	6,007	45.85
Seattle	2003	98	4,468	45.59
Truman	2004	129	5,764	44.68
Truman	2005	136	6,067	44.61
Truman	2002	142	*6,298	44.35
Harding	2002	127	5,629	44.32
Seattle	2004	100	4,404	44.04
St. Edward's	2002	142	6,192	43.61
Southwest Minn. St.	2005	120	5,167	43.06
Mont. St.-Billings	2002	95	4,082	42.97
Minn. Duluth	2004	111	4,747	42.77
Minn. Duluth	2003	107	4,565	42.65
St. Edward's	2004	141	6,001	42.56
Western N.M.	2002	122	5,191	42.55
Neb.-Kearney	2003	130	5,504	42.33
Northern Colo.	2002	121	5,107	42.21
Washburn	2005	133	5,612	42.20

*Record.

HITTING PERCENTAGE (1981-2000)

Team	Year	Games	K-E/TA	Pct.
C.W. Post	1995	121	1,335-465/2,453	.355
Northern Mich.	1993	125	1,938-568/3,999	.343
Northwood	1996	125	1,960-498/4,270	.342
Glenville St.	1996	153	2,019-536/4,342	.342
Central Mo. St.	1986	122	1,621-452/3,423	.342
Kentucky St.	1996	81	828-285/1,606	.338
Hawaii Pacific	2000	90	1,482-398/3,241	.334
Barry	1995	119	1,651-437/3,661	.332
Mercy	1999	146	2,209-599/4,875	.330
Mass.-Lowell	1984	99	892-324/1,726	.329
Fort Valley St.	2000	124	1,186-335/2,591	.328
S.C.-Aiken	1994	144	2,054-633/4,342	.327
Fla. Southern	1994	126	1,957-594/4,183	.326
Mo. Southern St.	1996	113	1,819-479/4,137	.324
New Haven	1996	143	1,826-523/4,040	.323
North Ala.	2000	138	2,203-674/4,746	.322
St. Francis (Ill.)	1994	147	1,863-426/4,497	.320
Rockhurst	1998	142	2,215-541/5,256	.318
West Va. Wesleyan	1996	138	2,018-652/4,293	.318
S.C.-Aiken	1997	137	2,197-630/4,938	.317

HITTING PERCENTAGE WITH 30-POINT SCORING FORMAT (2001-PRESENT)

Team	Year	Games	K-E/TA	Pct.
Paine	2005	134	1,987-532/3,690	.394

Team	Year	Games	K-E/TA	Pct.
Mercy.....	2001	119	1,884-479/4,136	.340
Queens (N.Y.).....	2002	93	1,418-404/3,016	.336
Tampa.....	2001	99	1,651-488/3,507	.332
Indiana (Pa.).....	2002	128	1,849-424/4,412	.323
Presbyterian.....	2003	142	2,229-565/5,189	.321
Neb.-Kearney.....	2004	127	2,178-564/5,047	.320
North Ala.....	2001	115	1,947-611/4,179	.320
Wheeling Jesuit.....	2003	139	2,311-675/5,175	.316
Albany St. (Ga.).....	2002	105	1,423-413/3,222	.313
North Ala.....	2002	117	1,914-593/4,225	.313
Presbyterian.....	2005	130	2,080-586/4,805	.311
West Tex. A&M.....	2001	105	1,841-570/4,090	.311
Dowling.....	2004	123	1,986-625/4,386	.310
Barry.....	2004	118	2,008-595/4,557	.310
Hawaii Pacific.....	2004	85	1,358-389/3,150	.308
Cal St. San B'dino.....	2004	104	1,748-482/4,129	.307
Pace.....	2001	124	1,479-518/3,135	.307
Hawaii Pacific.....	2005	75	1,243-368/2,818	.304
Clarion.....	2002	120	1,788-425/4,494	.303

Setting

ASSISTS (1981-2000)

Team	Year	Games	A
Fort Hays St.....	1991	217	2,480
Mo. Western St.....	1989	201	2,283
Central Mo. St.....	1995	164	2,272
Minn. Duluth.....	1987	187	2,243
Central Mo. St.....	1994	158	2,212
Portland St.....	1990	152	2,208
Elon.....	1995	172	2,193
North Ala.....	1996	169	2,188
Neb.-Kearney.....	1994	172	2,136
North Dakota St.....	1987	169	2,121
Regis (Colo.).....	1989	—	2,112
Emporia St.....	1994	162	2,111
Findlay.....	1999	172	2,101
Mesa St.....	1991	172	2,068
Montevallo.....	2000	146	2,055
Dowling.....	1994	184	2,054
Northern Mich.....	1996	134	2,053
Cal St. Bakersfield.....	1994	145	2,051

ASSISTS WITH 30-POINT SCORING FORMAT (2001-PRESENT)

Team	Year	Games	A
Rockhurst.....	2003	153	2,292
Truman.....	2002	142	2,219
North Ala.....	2005	133	2,167
North Ala.....	2003	140	2,158
Truman.....	2005	136	2,148
Rockhurst.....	2001	143	2,099
Truman.....	2004	129	2,097
Presbyterian.....	2003	142	2,089
Neb.-Kearney.....	2003	130	2,056
Ala.-Huntsville.....	2001	141	2,028
Neb.-Kearney.....	2004	124	2,021
Central Mo. St.....	2003	138	2,016
Wheeling Jesuit.....	2003	139	2,012
Montevallo.....	2001	144	1,998
Concordia-St. Paul.....	2005	126	1,997
Edinboro.....	2003	136	1,975
Central Mo. St.....	2004	135	1,974
West Tex. A&M.....	2003	136	1,972
Tampa.....	2002	134	1,968
Clarion.....	2004	135	1,959

ASSISTS PER GAME (1981-2000)

Team	Year	Games	A	Avg.
Portland St.....	1992	119	1,939	16.29
Metro St.....	2000	106	1,718	16.21
Augustana (S.D.).....	2000	114	1,784	15.65
Minn. Duluth.....	1999	119	1,857	15.61
Cal St. Bakersfield.....	2000	106	1,652	15.58
Edinboro.....	2000	104	1,617	15.55
Northern Mich.....	1996	134	2,053	15.32
Neb.-Kearney.....	2000	121	1,840	15.21
Augustana (S.D.).....	1999	109	1,653	15.17
Regis (Colo.).....	2000	112	1,688	15.07
Northern Ky.....	2000	119	1,790	15.04

Team	Year	Games	A	Avg.
Colo. Christian.....	1999	109	1,639	15.04
Hawaii Pacific.....	2000	90	1,339	14.88
Minn. Duluth.....	2000	99	1,472	14.87
Northern Mich.....	1998	123	1,827	14.85
Grand Valley St.....	2000	123	1,825	14.84
Regis (Colo.).....	1998	126	1,867	14.82
Northern Colo.....	2000	120	1,770	14.75
Northern Mich.....	1997	126	1,851	14.69

ASSISTS PER GAME WITH 30-POINT SCORING FORMAT (2001-PRESENT)

Team	Year	Games	A	Avg.
North Ala.....	2005	133	2,167	16.29
Truman.....	2004	129	2,097	16.26
Metro St.....	2003	119	1,914	16.08
Neb.-Kearney.....	2004	127	2,021	15.91
Concordia-St. Paul.....	2005	126	1,992	15.85
Neb.-Kearney.....	2003	130	2,056	15.82
Truman.....	2003	119	1,881	15.81
Truman.....	2005	136	2,148	15.79
Central Wash.....	2004	94	1,484	15.79
BYU-Hawaii.....	2003	77	1,214	15.77
Northern Colo.....	2003	114	1,796	15.75
Tampa.....	2003	117	1,836	15.69
Southwest Minn. St.....	2005	120	1,881	15.68
Minn. Duluth.....	2004	111	1,739	15.67
Minn. Duluth.....	2002	111	1,738	15.66
Metro St.....	2002	120	1,877	15.64
Truman.....	2002	142	2,219	15.63
Barry.....	2004	118	1,841	15.60
BYU-Hawaii.....	2005	82	1,277	15.57
West Tex. A&M.....	2001	105	1,626	15.49

Service

SERVICE ACES (1981-2000)

Team	Year	Games	SA
Dowling.....	1994	184	670
Regis (Colo.).....	1984	—	546
Minn. Duluth.....	1987	187	531
Mass.-Lowell.....	1990	115	512
Central Mo. St.....	1983	145	512
North Dakota St.....	1984	171	509
Concord.....	1995	118	483
Minn. Duluth.....	1986	—	482
Oakland.....	1985	134	479
Northern Ky.....	1994	118	476
Bryant.....	1997	146	465
Findlay.....	1999	172	443
Bryant.....	2000	151	436
Southampton.....	1989	126	432
Minn. St. Moorhead.....	1992	143	430
St. Rose.....	1993	116	429
New Haven.....	1995	145	428
Mo.-St. Louis.....	1995	138	425
Neb.-Kearney.....	1994	172	424
St. Cloud St.....	1987	151	422
St. Augustine's.....	1996	103	421
Shepherd.....	2000	154	420
Wheeling Jesuit.....	1995	136	420
Fayetteville St.....	1994	129	420

SERVICE ACES WITH 30-POINT SCORING FORMAT (2001-PRESENT)

Team	Year	Games	SA
Dowling.....	2001	151	544
Lees-McRae.....	2001	150	477
Bryant.....	2004	135	470
Glennville St.....	2002	143	470
NYIT.....	2003	126	460
Mercy.....	2001	119	460
Bryant.....	2003	157	456
Dowling.....	2002	129	453
Dowling.....	2003	122	449
Dowling.....	2005	145	442
Mount Olive.....	2001	134	436
Virginia Union.....	2004	102	434
Bryant.....	2002	139	432
Post.....	2003	128	427
Bryant.....	2005	130	406

Team	Year	Games	SA
Shippensburg.....	2005	141	406
St. Augustine's.....	2003	92	406
Dowling.....	2004	123	402
St. Rose.....	2001	103	400
Post.....	2004	148	394

SERVICE ACES PER GAME (1981-2000)

Team	Year	Games	SA	Avg.
Mass.-Lowell.....	1990	115	512	4.45
Concord.....	1995	118	483	4.09
St. Augustine's.....	1996	103	421	4.09
Northern Ky.	1994	118	476	4.03
Molloy.....	1995	94	350	3.72
Virginia St.	1995	75	279	3.72
St. Rose.....	1993	116	429	3.70
Dowling.....	1994	184	*670	3.64
Oakland.....	1985	134	479	3.57
Central Mo. St.	1983	145	512	3.53
Shaw.....	1994	103	361	3.50
Bowie St.	1996	95	328	3.45
Southampton.....	1989	126	432	3.43
Northern Ky.	1995	118	403	3.42
Bentley.....	1984	90	304	3.38
Fort Valley St.	1994	94	314	3.34
Clark Atlanta.....	1999	97	324	3.34
Le Moyne.....	1995	95	317	3.34

*Record.

SERVICE ACES PER GAME WITH 30-POINT SCORING FORMAT (2001-PRESENT)

Team	Year	Games	SA	Avg.
St. Augustine's.....	2003	92	406	4.41
Virginia Union.....	2004	102	434	4.25
St. Augustine's.....	2002	98	385	3.93
Concord.....	2001	98	384	3.92
St. Rose.....	2001	103	400	3.88
Mercy.....	2001	119	460	3.87
LeMoynes-Owen.....	2005	75	278	3.71
Southern N.H.	2001	77	285	3.70
Virginia Union.....	2005	98	361	3.68
Dowling.....	2003	122	449	3.68
Miles.....	2005	84	308	3.67
NYIT.....	2003	126	460	3.65
Southern N.H.	2002	85	307	3.61
Dowling.....	2001	151	*544	3.60
LeMoynes-Owen.....	2004	84	300	3.57
Virginia St.	2001	41	146	3.56
Tuskegee.....	2002	67	238	3.55
Livingstone.....	2002	76	267	3.51
Dowling.....	2002	129	453	3.51
St. Augustine's.....	2004	81	284	3.51

*Record.

Defense

DIGS (1981-2000)

Team	Year	Games	D
Elon.....	1995	172	3,664
Mesa St.	1991	172	3,530
Henderson St.	1995	154	3,501
Pace.....	1997	164	3,455
Pace.....	1999	152	3,415
Catawba.....	1995	164	3,404
Chadron St.	1991	164	3,389
Mesa St.	1993	145	3,381
Regis (Colo.).....	1984	—	3,379
Neb.-Kearney.....	1986	151	3,378
Fort Lewis.....	1990	136	3,342
Catawba.....	2000	155	3,336
Shepherd.....	1997	151	3,295
St. Andrews.....	1995	150	3,280
Washburn.....	1995	143	3,254
Mars Hill.....	1998	137	3,249
Slippery Rock.....	1994	155	3,247
Gardner-Webb.....	1999	145	3,183
Minn. Duluth.....	1987	187	3,178
Montevallo.....	1998	152	3,170

DIGS WITH 30-POINT SCORING FORMAT (2001-PRESENT)

Team	Year	Games	D
Converse.....	2005	147	3,547
Wheeling Jesuit.....	2002	156	3,183
Lees-McRae.....	2003	152	3,108
Lees-McRae.....	2002	153	3,103
Tiffin.....	2004	143	3,098
Southeastern Okla.	2005	132	3,059
Bentley.....	2002	137	3,007
Carson-Newman.....	2002	140	2,976
Central Mo. St.	2004	135	2,968
Tiffin.....	2003	137	2,968
Wingate.....	2001	140	2,931
Harding.....	2001	129	2,866
Harding.....	2003	133	2,875
Barton.....	2004	132	2,868
Carson-Newman.....	2003	133	2,856
Lees-McRae.....	2005	138	2,852
Pfeiffer.....	2004	130	2,841
Drury.....	2003	129	2,841
Central Mo. St.	2003	138	2,833
Bentley.....	2001	134	2,824

DIGS PER GAME (1981-2000)

Team	Year	Games	D	Avg.
Quincy.....	1994	125	3,079	24.63
Fort Lewis.....	1990	136	3,342	24.57
Chadron St.	1983	96	2,311	24.07
Mars Hill.....	1998	137	3,249	23.70
Mesa St.	1993	145	3,381	23.32
East Stroudsburg.....	1995	114	2,646	23.21
Southwest Minn. St.	1994	128	2,960	23.13
Angelo St.	1998	123	2,838	23.07
West Va. Wesleyan.....	1996	138	3,156	22.87
Eastern N.M.	1994	115	2,629	22.86
Minn. Duluth.....	1994	115	2,629	22.86
Carson-Newman.....	1994	117	2,671	22.83
St. Edward's.....	1999	126	2,872	22.79
Washburn.....	1995	143	3,254	22.76
Henderson St.	1995	154	3,501	22.73
Mesa St.	1989	131	2,959	22.59
Albany (N.Y.).....	1998	116	2,617	22.56
Millersville.....	1994	105	2,360	22.48
Central Ark.	1993	108	2,427	22.47
Pace.....	1999	152	3,415	22.47

DIGS PER GAME WITH 30-POINT SCORING FORMAT (2001-PRESENT)

Team	Year	Games	D	Avg.
Converse.....	2005	147	*3,547	24.13
Coker.....	2003	118	2,742	23.24
Southeastern Okla.	2005	132	3,059	23.17
Assumption.....	2002	113	2,607	23.07
Southern N.H.	2004	93	2,137	22.98
Southern Conn. St.	2004	76	1,740	22.89
Slippery Rock.....	2003	111	2,540	22.88
Catawba.....	2002	116	2,652	22.86
Coker.....	2001	111	2,532	22.81
Phila. Sciences.....	2003	94	2,138	22.74
Tiffin.....	2002	121	2,744	22.68
Tusculum.....	2004	110	2,470	22.45
Wayne St. (Neb.).....	2005	121	2,679	22.14
Pfeiffer.....	2002	104	2,300	22.12
Drury.....	2004	124	2,734	22.05
Drury.....	2003	129	2,841	22.02
Central Mo. St.	2004	135	2,968	21.99
Western Wash.	2002	93	2,044	21.98
Bentley.....	2002	137	3,007	21.95
Pittsburg St.	2003	125	2,740	21.92

*Record.

Miscellaneous

WINNING PERCENTAGE

Team	Year	W	L	Pct.
Hawaii Pacific.....	2000	28	0	1.000
Neb.-Kearney.....	2004	40	1	.976
Neb.-Kearney.....	1990	40	1	.976
Rockhurst.....	2000	38	1	.974
Northern Mich.	1993	38	1	.974

Team	Year	W	L	Pct.
West Tex. A&M.....	1990	38	1	.974
Truman.....	2004	37	1	.974
Portland St.	1992	36	1	.973
Barry.....	2004	34	1	.971
Cal St. L.A.	2000	30	1	.968
Central Wash.	2004	26	1	.963
Northern Mich.	2003	26	1	.963
New Haven.....	1996	44	2	.956
Hawaii Pacific.....	2005	21	1	.955
Rockhurst.....	1999	41	2	.953
Neb.-Kearney.....	2005	38	2	.950
Truman.....	2001	37	2	.949
North Ala.	2005	36	2	.947
West Tex. A&M.....	1999	36	2	.947
West Tex. A&M.....	2000	35	2	.946
Neb.-Omaha.....	1996	35	2	.946

MATCHES WON

No.	Team	Year
62	Emporia St.	1988
55	North Dakota St.	1984
53	Fort Hays St.	1985
53	Angelo St.	1981
51	Lewis.....	1981
50	Central Mo. St.	1983
49	Mo.-St. Louis.....	1987
49	Neb.-Omaha.....	1983
49	Northwest Mo. St.	1981
48	Henderson St.	1993
48	Ferris St.	1984
48	Fla. Southern.....	1982

MATCHES LOST

No.	Team	Year
39	North Dakota.....	1983
36	Denver.....	1988
36	North Dakota.....	1984
36	Mo.-St. Louis.....	1983
34	Central Ark.	2000
34	Colorado St.-Pueblo.....	1993
33	Western N.M.	1996
33	Ala.-Huntsville.....	1988
33	Cal St. Dom. Hills.....	1983
32	Southern Conn. St.	1997
31	San Fran. St.	2001
31	Texas Woman's.....	1998
31	Neb.-Kearney.....	1991
30	Mo. Western St.	1996
30	Adams St.	1995
30	Fort Lewis.....	1992
30	Minn. Duluth.....	1988
30	Pace.....	1983

CONSECUTIVE MATCHES WON

No.	Team	Dates of Streak
46	Ferris St.	Sept. 14-Nov. 30, 1984
42	Hawaii Pacific.....	Aug. 27, 2000-Nov. 5, 2001
41	Neb.-Kearney.....	Sept. 25, 1993-Sept. 24, 1994
40	Neb.-Kearney.....	Aug. 27-Dec. 2, 2004
40	Henderson St.	Sept. 14-Dec. 4, 1993
40	West Tex. A&M.....	Sept. 21, 1990-Oct. 4, 1991
39	North Ala.	Sept. 1-Nov. 30, 2000
37	Truman.....	Aug. 27-Dec. 3, 2004
37	Gardner-Webb.....	Sept. 7, 1999-Aug. 25, 2000
37	Central Mo. St.	Sept. 16-Oct. 30, 1983
35	Portland St.	Sept. 25, 1992-Sept. 11, 1993
35	Bentley.....	Sept. 21-Nov. 5, 1988
33	Rockhurst.....	Sept. 2, 2000-August 24, 2001
30	Cal St. L.A.	Aug. 25-Nov. 11, 2000
30	Rockhurst.....	Aug. 28-Oct. 27, 1998
29	Minn. Duluth.....	Sept. 6-27, 2003
29	North Dakota St.	Sept. 22-Nov. 3, 1981
28	Northern Mich.	Sept. 1-Oct. 29, 1993
27	Mississippi-Women.....	Oct. 3-Dec. 5, 1986

CONSECUTIVE GAMES WON

No.	Team	Dates of Streak
49	Florida Southern.....	Sept. 19-Oct. 13, 1990
46	Neb.-Kearney.....	Sept. 4-Oct. 15, 2004
34	Southern Ind.	Sept. 8-Oct. 6, 2004
28	Truman.....	Oct. 8-29, 2004
28	Minn. Duluth.....	Sept. 6-27, 2003

No.	Team	Dates of Streak
28	Armstrong Atlantic.....	Aug. 28-Sept. 17, 1999
28	Ferris St.	Sept. 28-Oct. 16, 1984
27	Indiana (Pa.).....	Aug. 26-Sept. 9, 2005
27	Cal St. San B'dino.....	Sept. 25-Oct. 23, 2004
27	Armstrong Atlantic.....	Oct. 2-22, 1999
27	Ferris St.	Nov. 3-30, 1984
26	Dowling.....	Sept. 4-Oct. 23, 2004
25	Neb.-Kearney.....	Aug. 27-Sept. 4, 2004
25	Armstrong Atlantic.....	Aug. 30-Sept. 7, 2002
24	Bryant.....	Sept. 14-28, 2004
24	Western Wash.	Sept. 13-Oct. 11, 2003
24	Lock Haven.....	Sept. 7-Oct. 4, 2003
24	Cal St. San B'dino.....	Oct. 19-Nov. 10, 2001
24	St. Cloud St.	Sept. 13-21, 1985
22	Minn. Duluth.....	Sept. 4-25, 2004
22	Harding.....	Sept. 30-Oct. 16, 2003
20	Kutztown.....	Aug. 28-Sept. 10, 2004
20	Western Wash.	Oct. 24-Nov. 21, 2003
20	Indiana (Pa.).....	Sept. 18-22, 2001
20	St. Cloud St.	Sept. 13-21, 1985

CONSECUTIVE HOME-COURT MATCHES WON

No.	Team	Dates of Streak
109	New Haven.....	Sept. 9, 1992-Oct. 18, 1997
66	Neb.-Kearney.....	Nov. 8, 2002-Dec. 3, 2005
66	Northern Mich.	Sept. 5, 1992-Sept. 13, 1996
57	West Tex. A&M.....	Sept. 6, 1996-Oct. 23, 1999
55	West Tex. A&M.....	Sept. 24, 1989-Oct. 23, 1993
45	IPFW.....	Oct. 11, 1995-Nov. 12, 1998
43	Portland St.	Oct. 4, 1991-Oct. 30, 1993
42	Dowling.....	Sept. 18, 1991-Oct. 8, 1997
42	North Dakota St.	Nov. 22, 1987-Sept. 14, 1992
41	Mercy.....	Oct. 20-1997-Nov. 9, 2001
40	West Tex. A&M.....	Oct. 25, 2001-Oct. 30, 2003
32	Barry.....	Sept. 18, 1993-Sept. 5, 1996
31	Grand Valley St.	Sept. 1, 2000-Nov. 30, 2001
31	Cameron.....	Sept. 4, 1998-Nov. 10, 2000
29	Ferris St.	Nov. 1, 1988-Sept. 27, 1991
28	Truman.....	Oct. 13, 2000-Oct. 5, 2002
26	Arkansas Tech.....	Sept. 12-Nov. 11, 2000
25	Cal St. L.A.	Sept. 18, 1999-Nov. 11, 2000
23	South Dakota St.	Oct. 19, 1999-Sept. 29, 2001
23	S.C.-Aiken.....	Oct. 18, 1996-Nov. 4, 1997
23	Bentley.....	Oct. 8, 1986-Oct. 31, 1987

CONSECUTIVE CONFERENCE MATCHES WON

(Includes all matches versus conference opponents)

No.	Team	Dates of Streak	Conference
77	West Tex. A&M.....	Sept. 18, 1999-Oct. 10, 2003	Lone Star
74	North Ala.	Sept. 6, 1996-Oct. 26, 1999	Gulf South
72	Wheeling Jesuit.....	Sept. 30, 2001-Nov. 13, 2004	West Virginia Int. Ath. Conf.
59	Mercy.....	Sept. 11, 1999-Nov. 17, 2001	New York Coll. Ath. Conf.
57	Western Wash.	Oct. 26, 2000-Oct. 2, 2004	Great Northwest
51	Dowling.....	Sept. 14, 1991-Oct. 7, 1994	New York Coll. Ath. Conf.
50	North Dakota St.	Nov. 11, 1989-Oct. 23, 1992	North Central
43	Northern Mich.	Oct. 28, 1994-Nov. 7, 1996	Great Lakes Intercollegiate
42	Northern Mich.	Sept. 18, 1992-Oct. 8, 1994	Great Lakes Intercollegiate
41	Concordia-St. Paul.....	Nov. 4, 2004-present	Northern Sun
39	Henderson St.	Oct. 2, 1994-Nov. 17, 1996	Gulf South
36	Neb.-Kearney.....	Oct. 20, 1989-Nov. 8, 1996	Central States Inter./Rocky Mountain
34	Minn. Duluth.....	Oct. 14, 1995-Sept. 30, 1998	Northern Sun

CONSECUTIVE WINNING SEASONS

No.	Team	Years
25	*Central Mo. St.	1981-05
25	*Tampa.....	1981-05
23	North Dakota St.	1981-03^
21	New Haven.....	1983-03
20	Fla. Southern.....	1981-00
19	IPFW.....	1982-01
18	Alabama A&M.....	1981-98
17	*Bryant.....	1989-05
16	*Truman.....	1990-05
16	Bentley.....	1983-98
15	Northern Colo.	1981-95
15	Portland St.	1981-95

*Active streak. ^Reclassifying to Division I.

CONSECUTIVE NON-LOSING SEASONS

No.	Team	Years
25	*Central Mo. St.	1981-05
25	*Tampa	1981-05
23	North Dakota St.	1981-03^
21	New Haven	1983-03
20	Fla. Southern	1981-00
19	IPFW	1982-01
18	Alabama A&M	1981-98
17	*Bryant	1989-05
16	*Truman	1990-05
16	Bentley	1983-98
15	Northern Colo.	1981-95
15	Portland St.	1981-95

*Active streak. ^Reclassifying to Division I.

POINTS SCORED, THREE-GAME MATCH

No.	Team vs. Opponent	Scores	Date
53	Truman vs. Hillsdale	18-16, 20-18, 15-11	Sept. 5, 1999
50	Fla. Southern vs. UCF	15-6, 20-22, 15-4	Oct. 5, 1984
49	Fla. Southern vs. Edinboro	15-10, 17-15, 17-15	Aug. 28, 1999
49	Denver vs. Adams St.	18-16, 15-6, 16-14	Oct. 31, 1997
49	Pittsburg St. vs. Mo. Southern St.	19-17, 15-12, 15-12	Oct. 1, 1997
49	UC-Colo. Spgs. vs. Alabama St.	19-17, 17-15, 15-4	Sept. 1, 1996
49	Fla. Southern vs. Oakland	17-15, 17-15, 15-5	Oct. 17, 1992
48	Fort Lewis vs. Adams St.	15-9, 16-14, 17-15	Sept. 21, 1999
48	Fla. Southern vs. Northern Ky.	15-13, 15-9, 18-16	Oct. 17, 1998
48	Kutztown vs. Columbia Union	17-15, 16-14, 15-2	Oct. 23, 1997
48	Fla. Southern vs. SIU Edwardsville	15-10, 18-16, 15-5	Oct. 18, 1996
48	Fla. Southern vs. North Fla.	15-10, 18-16, 15-7	Oct. 5, 1996
48	Pittsburg St. vs. Drury	15-11, 15-3, 18-16	Nov. 6, 1995
48	Fla. Southern vs. Stetson	18-16, 15-4, 15-2	Sept. 9, 1995
48	Pittsburg St. vs. South Dakota	15-7, 18-16, 15-12	Aug. 30, 1995
48	UC-Colo. Spgs. vs. Southwest Minn. St.	18-16, 15-6, 15-5	Sept. 3, 1994
48	Pittsburg St. vs. Evangel	15-6, 15-4, 18-16	Nov. 1, 1993
48	Pittsburg St. vs. Baker	18-16, 1-0, 15-5	Sept. 13, 1993
48	Denver vs. Adams St.	15-8, 18-16, 15-10	Oct. 24, 1992
48	Fla. Southern vs. Fla. Atlantic	15-5, 16-14, 17-15	Sept. 25, 1992
48	Pittsburg St. vs. Evangel	17-15, 15-9, 16-14	Sept. 11, 1991

POINTS SCORED, THREE-GAME MATCH WITH 30-POINT SCORING FORMAT

No.	Team vs. Opponent	Scores	Date
102	Kutztown vs. Wilmington (Del.)	32-30, 40-38, 30-27	Sept. 4, 2004
101	West Texas A&M vs. Adams St.	30-21, 35-33, 36-34	Aug. 27, 2004
100	Alas. Fairbanks vs. Humboldt St.	30-25, 34-32, 36-34	Oct. 19, 2002
99	Neb.-Omaha vs. Augustana (S.D.)	30-25, 30-24, 39-37	Oct. 22, 2005
99	Clarion vs. Slippery Rock	30-20, 30-13, 39-37	Sept. 28, 2004
99	Kutztown vs. Adelphi	30-23, 30-28, 39-37	Sept. 13, 2002
99	Lewis vs. Indianapolis	39-37, 30-25, 30-16	Oct. 26, 2001
98	Armstrong Atlantic vs. S.C.-Aiken	30-25, 38-36, 30-23	Sept. 25, 2002
97	Armstrong Atlantic vs. North Fla.	30-27, 30-22, 37-35	Nov. 16, 2002
97	St. Martin's vs. Humboldt St.	30-23, 30-21, 37-35	Nov. 1, 2001
97	West Ala. vs. Newman	37-35, 30-12, 30-24	Sept. 17, 2001
96	West Ala. vs. Ala.-Huntsville	31-29, 35-22, 30-24	Nov. 7, 2002
96	Alas. Anchorage vs. Cal St. Stanislaus	30-20, 36-34, 30-22	Aug. 24, 2001
95	West Tex. A&M vs. Adams St.	30-28, 30-27, 35-33	Aug. 27, 2005
95	Truman vs. Harding	30-26, 30-27, 35-33	Sept. 13, 2003
95	Wayne St. (Neb.) vs. Southwest Minn. St.	30-24, 35-33, 30-20	Nov. 5, 2002
95	Metro St. vs. Adams St.	35-33, 30-21, 30-17	Oct. 17, 2002
95	St. Leo vs. Florida Tech	35-33, 30-27, 30-20	Oct. 4, 2002
95	St. Joseph's (Ind.) vs. Lock Haven	30-16, 30-26, 35-33	Sept. 14, 2002
95	Pace vs. Johns Hopkins	34-32, 30-18, 31-29	Sept. 14, 2002
95	SIU Edwardsville vs. Chadron St.	35-33, 20-26, 30-28	Sept. 7, 2002
95	BYU-Hawaii vs. Western Wash.	30-28, 35-33, 30-23	Sept. 7, 2002
95	Sonoma St. vs. Seattle Pacific	30-9, 35-33, 30-24	Aug. 30, 2002
95	Mercy vs. St. Thomas Aquinas	35-33, 30-15, 30-14	Sept. 26, 2001

POINTS SCORED, FOUR-GAME MATCH

No.	Team vs. Opponent	Scores	Date
66	Fla. Southern vs. Tampa	15-8, 19-17, 17-19, 15-12	Nov. 13, 1993
65	New Haven vs. Fla. Southern	15-17, 16-14, 18-16, 15-14	Sept. 21, 1996
65	Barry vs. Tampa	21-19, 15-13, 14-16, 15-13	Oct. 2, 1993
63	Kutztown vs. NYIT	17-15, 15-3, 16-18, 15-9	Sept. 12, 1998
63	Adams St. vs. UC-Colo. Spgs.	15-7, 15-10, 18-20, 15-13	Oct. 25, 1997
63	Fla. Southern vs. Barry	15-11, 15-13, 16-18, 17-15	Nov. 11, 1992
63	Fla. Southern vs. Mississippi-Women	17-15, 15-1, 16-18, 15-10	Oct. 31, 1987
62	Adams St. vs. Fort Lewis	15-2, 14-16, 18-16, 15-2	Nov. 2, 1999
61	Kutztown vs. Adelphi	16-18, 15-17, 15-4, 15-10	Oct. 15, 1999
61	SIU Edwardsville vs. Indianapolis	15-12, 17-15, 14-16, 15-4	Oct. 9, 1996
61	SIU Edwardsville vs. Lewis	17-15, 14-16, 15-10, 15-8	Sept. 21, 1996

No.	Team vs. Opponent	Scores	Date
61	Fla. Southern vs. New Haven	17-15, 14-16, 16-18, 14-16	Sept. 21, 1996
61	UC-Colo. Spgs. vs. Denver	16-14, 15-17, 15-4, 15-11	Oct. 16, 1990
60	Kutztown vs. Shippensburg	15-17, 15-9, 15-12, 15-5	Oct. 17, 2000
60	UC-Colo. Spgs. vs. NYIT	15-12, 16-14, 14-16, 15-8	Sept. 2, 2000
60	UC-Colo. Spgs. vs. Mesa St.	15-10, 15-7, 15-17, 15-6	Oct. 19, 1997
60	Pittsburg St. vs. Mo. Western St.	15-17, 15-7, 15-8, 15-11	Oct. 11, 1996
60	Kutztown vs. Montclair St.	15-9, 15-4, 15-17, 15-8	Sept. 9, 1996
60	Western N. M. vs. Adams St.	15-9, 15-9, 15-17, 15-6	Sept. 1, 1995
60	Adams St. vs. Colorado Mines	15-8, 16-14, 14-16, 15-9	Oct. 1, 1994
60	Adams St. vs. Mesa St.	16-14, 14-16, 15-4, 15-9	Nov. 6, 1993
60	Pittsburg St. vs. Drury	14-16, 15-8, 15-7, 16-14	Oct. 29, 1993
60	Pittsburg St. vs. John Brown	15-17, 15-8, 15-7, 15-5	Sept. 27, 1993
60	Pittsburg St. vs. Mo. Western St.	15-17, 15-11, 15-13, 15-13	Sept. 24, 1993
60	Adams St. vs. Mesa St.	15-17, 15-13, 15-12, 15-12	Sept. 18, 1993
60	Adams St. vs. Northern Montana	15-11, 11-15, 15-12, 19-17	Sept. 25, 1992
60	UC-Colo. Spgs. vs. Colo. Christian	15-9, 15-13, 14-16, 16-14	Sept. 30, 1991
60	Fla. Southern vs. Mo.-St. Louis	15-8, 15-17, 15-9, 15-3	Oct. 13, 1990
60	Fla. Southern vs. Navy	19-17, 11-15, 15-13, 15-10	Oct. 4, 1986

POINTS SCORED, FOUR-GAME MATCH WITH 30-POINT SCORING FORMAT

No.	Team vs. Opponent	Scores	Date
130	Northern Colo. vs. North Dakota St.	41-39, 29-31, 30-17, 30-28	Sept. 3, 2003
130	Western Ore. vs. St. Martin's	40-42, 30-18, 30-23, 30-18	Nov. 3, 2001
129	Adams St. vs. Mesa St.	35-33, 31-29, 33-35, 30-28	Nov. 14, 2003
129	Regis vs. Fort Hays St.	26-30, 30-25, 39-37, 34-32	Nov. 2, 2002
127	Concordia-St. Paul vs. Wayne St. (Mich.)	23-30, 44-42, 30-21, 30-28	Oct. 14, 2005
127	Seattle vs. St. Martin's	30-18, 34-36, 30-21, 33-31	Oct. 9, 2004
127	New Haven vs. Dowling	35-33, 28-30, 34-32, 30-22	Sept. 26, 2002
126	Indiana (Pa.) vs. Cortland St.	30-23, 36-38, 30-12, 30-18	Sept. 28, 2002
126	St. Leo vs. Ala.-Huntsville	34-32, 30-20, 32-34, 30-21	Aug. 30, 2002
126	Alas. Anchorage vs. Ashland	30-22, 36-38, 30-21, 30-22	Sept. 8, 2001
125	Mesa St. vs. Adams St.	33-35, 29-31, 35-33, 28-30	Nov. 14, 2003
125	Minn. Duluth vs. Minn. St. Mankato	35-37, 30-20, 30-20, 30-25	Oct. 30, 2004
125	Clarion vs. Mount Olive	31-33, 30-17, 34-32, 30-18	Oct. 2, 2004
125	Clarion vs. California (Pa.)	30-25, 37-35, 27-30, 31-29	Sept. 18, 2004
125	Bryant vs. St. Rose	30-22, 30-27, 35-37, 30-28	Nov. 15, 2002
125	Rockhurst vs. SIU Edwardsville	30-27, 30-21, 35-37, 30-18	Oct. 1, 2002
125	Central Mo. St. vs. SIU Edwardsville	30-22, 30-10, 27-30, 38-36	Sept. 5, 2001
124	Fort Hays St. vs. Regis	30-26, 25-30, 37-39, 32-34	Nov. 2, 2002
124	Francis Marion vs. Carson-Newman	30-15, 30-20, 29-31, 35-33	Sept. 7, 2002
124	Central Wash. vs. Western Ore.	30-27, 30-23, 34-36, 30-28	Nov. 1, 2001
123	Cal St. L.A. vs. Augustana (S.D.)	30-22, 31-33, 32-30, 30-27	Aug. 31, 2002
123	Adams St. vs. Fort Lewis	30-17, 30-21, 33-35, 30-27	Sept. 25, 2001
123	Southern Ind. vs. Quincy	33-35, 30-20, 30-26, 30-20	Sept. 14, 2001

POINTS SCORED, FIVE-GAME MATCH

No.	Team vs. Opponent	Scores	Date
79	Central Mo. St. vs. Tex. A&M-Commerce	22-24, 12-15, 15-13, 15-1, 15-12	1985
78	Adams St. vs. Mesa St.	15-12, 20-22, 15-8, 13-15, 15-9	Oct. 23, 1998
78	Pittsburg St. vs. Southwest Baptist	14-16, 15-17, 16-14, 15-5, 18-16	Sept. 18, 1992
75	Fla. Southern vs. North Fla.	13-15, 15-10, 17-19, 15-13, 15-10	Sept. 14, 1994
74	Fla. Southern vs. Barry	15-9, 17-15, 10-15, 17-19, 15-13	Nov. 11, 2000
74	Western St. vs. Adams St.	15-7, 15-9, 13-15, 14-16, 17-15	Nov. 2, 1996
74	Fla. Southern vs. Denver	15-2, 15-17, 15-11, 10-15, 19-17	Sept. 30, 1994
73	Colorado Col. vs. Adams St.	18-16, 15-12, 13-15, 12-15, 15-7	Nov. 2, 1992
73	UC-Colo. Spgs. vs. Colorado Col.	15-11, 15-11, 15-17, 13-15, 15-9	Nov. 2, 1991
73	Fla. Southern vs. Northern Colo.	17-15, 15-4, 12-15, 14-16, 15-9	Nov. 2, 1990
73	Fla. Southern vs. New Haven	9-15, 15-4, 19-21, 15-13, 15-10	Sept. 30, 1988
73	Pittsburg St. vs. Neb.-Kearney	9-15, 17-19, 17-15, 15-10, 15-5	Sept. 24, 1983

POINTS SCORED, FIVE-GAME MATCH WITH 30-POINT SCORING FORMAT

No.	Team vs. Opponent	Scores	Date
140	Mercy vs. Philadelphia U.	30-21, 30-18, 33-35, 32-34, 15-13	Oct. 30, 2002
139	North Fla. vs. Armstrong Atlantic	28-30, 30-25, 30-25, 36-38, 15-11	Oct. 27, 2004
139	Fort Hays St. vs. South Dakota	30-24, 27-30, 30-23, 30-32, 22-24	Sept. 6, 2002

No.	Team vs. Opponent	Scores	Date
138	Minn. Duluth vs. South Dakota St.	37-35, 30-32, 27-30, 30-25, 14-16	Nov. 22, 2002
138	South Dakota St. vs. Minn. Duluth	35-37, 32-30, 30-27, 25-30, 16-14	Nov. 22, 2002
138	Carson Newman vs. Mo.-St. Louis	29-31, 36-34, 32-30, 26-30, 15-11	Aug. 30, 2002
137	Fort Hays St. vs. N.M. Highlands	34-36, 30-25, 30-28, 28-30, 15-13	Oct. 13, 2002
137	Southwest Minn. St. vs. Minn. St. Moorhead	28-30, 34-36, 20-21, 30-21, 15-8	Nov. 2, 2001
136	Southwest Minn. St. vs. Winona St.	31-29, 30-32, 31-29, 29-31, 15-11	Nov. 15, 2002
136	SIU Edwardsville vs. Lewis	30-26, 25-30, 33-31, 33-35, 15-9	Nov. 2, 2002
136	Indianapolis vs. Wheeling Jesuit	26-30, 30-23, 42-40, 23-30, 15-12	Oct. 11, 2002
136	Northern St. vs. South Dakota	39-37, 23-30, 26-30, 30-25, 18-16	Sept. 17, 2002
136	Mo.-St. Louis vs. Carson Newman	31-29, 34-36, 30-32, 30-26, 11-15	Aug. 30, 2002
136	Southern Ind. vs. Northwood	28-30, 30-17, 30-26, 33-35, 15-13	Sept. 8, 2001
136	Southwest Minn. St. vs. Northwood	30-23, 29-31, 27-30, 40-38, 10-15	Aug. 24, 2001
135	Alas. Fairbanks vs. St. Martin's	35-33, 27-30, 30-26, 28-30, 15-12	Nov. 1, 2002
135	Wheeling Jesuit vs. Indianapolis	30-15, 23-30, 40-42, 30-23, 12-15	Oct. 11, 2002
135	Harding vs. Central Ark.	30-28, 30-28, 29-31, 31-33, 15-10	Sept. 25, 2001

SINGLE GAME

No.	Team vs. Opponent	Scores	Date
22	American Int'l vs. Albany (N.Y.)	22-20	Nov. 2, 1996
22	Central Mo. St. vs. Tex. A&M-Commerce	22-20	1985
22	Mesa St. vs. Adams St.	22-20	Oct. 23, 1998
21	Fla. Southern vs. Grand Canyon	21-19	Sept. 7, 1996
21	New Haven vs. Fla. Southern	21-19	Sept. 30, 1988
20	Adams St. vs. Mesa St.	20-22	Oct. 23, 1998
20	UC-Colo. Spgs. vs. Adams St.	20-18	Oct. 25, 1997
20	Fla. Southern vs. UCF	20-22	Oct. 5, 1984

No.	Team vs. Opponent	Scores	Date
19	Barry vs. Fla. Southern	19-17	Nov. 11, 2000
19	Fla. Southern vs. Denver	19-17	Sept. 30, 1994
19	North Fla. vs. Fla. Southern	19-17	Sept. 14, 1994
19	Adams St. vs. Northern Montana	19-17	Sept. 25, 1992
19	Fla. Southern vs. New Haven	19-21	Sept. 30, 1988
19	Fla. Southern vs. Navy	19-17	Oct. 4, 1986
18	Adams St. vs. UC-Colo. Spgs.	18-20	Oct. 25, 1997
18	Fla. Southern vs. North Fla.	18-16	Oct. 5, 1996
18	Fla. Southern vs. Stetson	18-16	Sept. 9, 1995

SINGLE GAME WITH 30-POINT SCORING FORMAT

No.	Team vs. Opponent	Scores	Date
44	Concordia-St. Paul vs. Wayne St. (Neb.)	44-42	Oct. 14, 2005
42	Wayne St. (Neb.) vs. Concordia-St. Paul	42-44	Oct. 14, 2005
42	Indianapolis vs. Wheeling Jesuit	42-40	Oct. 11, 2002
42	St. Martin's vs. Western Ore.	42-40	Nov. 3, 2001
41	Northern Colo. vs. North Dakota St.	41-39	Sept. 3, 2003
40	Kutztown vs. Wilmington (Del.)	40-38	Sept. 4, 2004
40	Wheeling Jesuit vs. Indianapolis	40-42	Oct. 11, 2002
40	Western Ore. vs. St. Martin's	40-42	Nov. 3, 2001
40	Southwest Minn. St. vs. Northwood	40-38	Aug. 24, 2001
39	Neb. Omaha vs. Augustana (S.D.)	39-37	Oct. 22, 2005
39	Clarion vs. Slippery Rock	39-37	Sept. 28, 2004
39	North Dakota St. vs. Northern Colo.	39-41	Sept. 3, 2003
39	Tampa vs. Fla. Southern	39-37	Nov. 16, 2002
39	Regis vs. Fort Hays St.	39-37	Nov. 2, 2002
39	Northern St. vs. South Dakota	39-37	Sept. 17, 2002
39	Kutztown vs. Adelphi	39-37	Sept. 13, 2002
39	Lewis vs. Indianapolis	39-37	Oct. 26, 2001
39	Adams St. vs. Eastern N.M.	39-37	Sept. 1, 2001
38	Armstrong Atlantic vs. North Fla.	38-36	Oct. 27, 2004
38	Wilmington (Del.) vs. Kutztown	38-40	Sept. 4, 2004
38	Cal St. Bakersfield vs. Cal St. L.A.	38-36	Nov. 12, 2003
38	Armstrong Atlantic vs. S.C.-Aiken	38-36	Sept. 25, 2002
38	Indiana (Pa.) vs. Edinboro	38-36	Sept. 27, 2001
38	Ashland vs. Alas. Anchorage	38-36	Sept. 8, 2001
38	Central Mo. St. vs. SIU Edwardsville	38-36	Sept. 5, 2001
38	Wayne St. (Neb.) vs. South Dakota St.	38-36	Aug. 25, 2001
38	Northwood vs. Southwest Minn. St.	38-40	Aug. 24, 2001

DIVISION II

Annual Team Champions

Hitting Percentage

Season	Team	W-L	G	K	E	Att.	Pct.
1994	S.C.-Aiken	24-15	144	2,054	633	4,342	.327
1995	C.W. Post	11-21	121	1,335	465	2,453	.355
1996	Northwood	29-7	125	1,960	498	4,270	.342
1997	S.C.-Aiken	29-10	137	2,197	630	4,938	.317
1998	Rockhurst	42-3	142	2,215	541	5,256	.318
1999	Mercy	37-4	146	2,209	599	4,875	.330
2000	Hawaii Pacific	28-0	90	1,482	398	3,241	.334
2001	Mercy	34-2	119	1,884	479	4,136	.340
2002	Queens (N.Y.)	18-9	93	1,418	404	3,016	.336
2003	Tampa	31-4	117	2,096	629	4,531	.324
2004	Neb.-Kearney	40-1	127	2,185	566	5,059	.320
2005	Paine	35-4	134	1,987	532	3,690	*.394

*Record.

Kills

Season	Team	W-L	G	K	Avg.
1994	Northern Mich.	32-4	124	2,056	16.58
1995	Northern Mich.	34-3	113	1,809	16.01
1996	Northern Mich.	33-5	134	2,306	17.21
1997	Neb.-Omaha	26-9	129	2,163	16.77
1998	Northern Mich.	30-6	123	2,023	16.45
1999	Minn. Duluth	24-8	119	2,081	17.49
2000	Augustana (S.D.)	30-4	114	2,020	17.72
2001	West Tex. A&M	30-3	105	1,841	17.53
2002	Minn. Duluth	29-3	111	1,911	17.22
2003	Tampa	31-4	117	2,096	17.91
2004	Truman	37-1	129	2,283	17.70
2005	North Ala.	36-2	133	2,394	*18.00

*Record.

Assists

Season	Team	W-L	G	Ast.	Avg.
1994	Northern Mich.	32-4	124	1,820	14.68
1995	North Dakota St.	25-9	122	1,739	14.25
1996	Northern Mich.	33-5	134	2,053	15.32
1997	Northern Mich.	35-4	126	1,851	14.69
1998	Northern Mich.	30-6	123	1,827	14.85
1999	Minn. Duluth	24-8	119	1,857	15.61
2000	Metro St.	21-9	106	1,718	16.21
2001	West Tex. A&M	30-3	105	1,626	15.49
2002	Minn. Duluth	29-3	111	1,738	15.66
2003	Metro St.	27-6	119	1,914	16.08
2004	Truman	37-1	129	2,097	16.26
2005	North Ala.	36-2	133	2,167	16.29

Service Aces

Season	Team	W-L	G	SA	Avg.
1994	Northern Ky.	30-3	118	476	4.03
1995	Concord	21-13	118	483	4.09
1996	St. Augustine's	24-6	103	421	4.09
1997	Bryant	28-13	146	465	3.18
1998	Millersville	19-9	94	266	2.83
1999	Clark Atlanta	18-11	97	324	3.34
2000	Mass.-Lowell	23-7	102	326	3.20
2001	Concord	21-9	98	384	3.92
2002	St. Augustine's	29-3	98	385	3.93
2003	St. Augustine's	25-4	92	406	4.41
2004	Virginia Union	23-7	102	434	4.25
2005	LeMoyne-Owen	16-7	75	278	3.71

Blocks

Season	Team	W-L	G	S	A	Tot.	Avg.
1994	Gannon	25-7	116	318	573	605	5.21
1995	Pfeiffer	14-12	96	414	287	557	5.81
1996	Charleston (W.V.)	35-7	145	486	613	792	5.47
1997	Quinnipiac	30-10	144	396	452	622	4.32
1998	Tex. A&M-Kingsville	22-12	127	158	560	438	3.45
1999	Harding	26-11	133	152	630	467	3.51
2000	California (Pa.)	27-11	138	338	298	487	3.53
2001	Tusculum	21-15	135	217	615	524	3.89
2002	Queens (N.C.)	10-25	119	437	469	672	5.64
2003	West Va. Wesleyan	19-11	106	295	394	492	4.64
2004	Lock Haven	28-4	105	146	513	403	3.83
2005	Grand Valley St.	32-6	130	125	577	414	3.18

Digs

Season	Team	W-L	G	D	Avg.
1994	Quincy	20-12	125	3,079	*24.63
1995	East Stroudsburg	21-11	114	2,646	23.21
1996	West Va. Wesleyan	35-6	138	3,156	22.87
1997	Albany (N.Y.)	20-11	112	2,494	22.27
1998	Mars Hill	32-6	137	3,249	23.72
1999	St. Edward's	11-25	126	2,872	22.79

Season	Team	W-L	G	D	Avg.
2000	Florida Tech	10-15	92	2,000	21.74
2001	Coker	15-17	111	2,532	22.81
2002	Assumption	12-20	113	2,607	23.07
2003	Coker	14-18	118	2,742	23.24
2004	Southern N.H.	11-13	93	2,137	22.98
2005	Converse	22-15	147	3,547	24.13

*Record.

Match Won-Lost Percentage

Season	Team	W-L	Pct.
1994	Cal St. Bakersfield	41-3	.932
1995	Barry	34-2	.944
1996	New Haven	44-2	.956
1997	Tampa	31-2	.939
1998	Rockhurst	42-3	.933
	BYU-Hawaii	28-2	.933
1999	Rockhurst	41-2	.953
2000	Hawaii Pacific	28-0	*1.000
2001	Truman	37-2	.949
2002	BYU-Hawaii	27-2	.931
2003	Northern Mich.	26-1	.963
2004	Neb.-Kearney	40-1	.976
2005	Hawaii Pacific	21-1	.955

*Record.

AVCA Final Division II Polls

2005

1. Grand Valley St.
2. Neb.-Kearney
3. Tampa
4. Truman
5. Concordia-St. Paul
6. Cal St. L.A.
7. Minn. Duluth
8. Hawaii Pacific
9. North Ala.
10. Washburn
11. Central Mo. St.
12. Abilene Christian
13. Lock Haven
14. Cal St. San B'dino
15. Cal Poly Pomona
16. Fla. Southern
17. Central Wash.
18. Seattle Pacific
19. Fla. Gulf Coast
20. BYU-Hawaii
21. Cal St. Bakersfield
22. UC San Diego
23. Neb.-Omaha
24. Rockhurst
25. Dowling

2. Concordia-St. Paul
3. Cal St. San B'dino
4. Tampa
5. Grand Valley St.
6. UC San Diego
7. Neb.-Kearney
8. Barry
9. Western Wash.
10. Truman
11. Metro St.
12. North Dakota St.
13. North Fla.
14. Augustana (S.D.)
15. Hawaii Pacific
16. Central Mo. St.
17. Minn. Duluth
18. Northern Mich.
19. Rockhurst
20. Minn. St. Mankato
21. Pittsburg St.
22. Wheeling Jesuit
23. St. Edward's
24. Lock Haven
25. Fort Hays St.

2002

1. BYU-Hawaii
2. Truman
3. Tampa
4. Grand Valley St.
5. Northern Colo.
6. West Tex. A&M
7. Cal St. San B'dino
8. Minn. Duluth
9. South Dakota St.
10. UC San Diego
11. Western Wash.
12. North Ala.
13. Neb.-Kearney
14. Metro St.
15. Northwood
16. Rockhurst
17. Minn. St. Mankato
18. Barry
19. North Fla.
20. Central Mo. St.
21. North Dakota St.
22. Cal St. L.A.
23. Washburn
24. North Dakota
25. New Haven

2001

1. Barry
2. South Dakota St.
3. Truman

4. Western St.
5. North Dakota St.
6. Tampa
7. West Tex. A&M
8. North Ala.
9. UC San Diego
10. Cal St. San B'dino
11. Grand Valley St.
12. Neb.-Kearney
13. Metro St.
14. Augustana (S.D.)
15. Central Mo. St.
16. Regis (Colo.)
17. Northern Ky.
18. Hawaii Pacific
19. Western Wash.
20. North Fla.
21. Findlay
22. Mercy
23. Cal St. Bakersfield
24. Cal St. L.A.
25. Ala.-Huntsville

2000

1. Hawaii Pacific
2. Augustana (S.D.)
3. West Tex. A&M
4. South Dakota St.
5. Cal St. L.A.
6. North Ala.
7. Neb.-Omaha
8. Tampa
9. Northern Colo.
10. Grand Valley St.
11. Cal St. San B'dino
12. BYU-Hawaii
13. Northwood
14. Neb.-Kearney
15. Cal St. Bakersfield
16. North Dakota St.
17. Minn. Duluth
18. Rockhurst
19. Truman
20. Northern Ky.
21. Barry
22. Central Mo. St.
23. North Fla.
24. Armstrong Atlantic
25. Western St.

1999

1. BYU-Hawaii
2. Northern Ky.
3. Hawaii Pacific
4. West Tex. A&M
5. North Dakota St.

6. Northern Colo.
7. Tampa
8. Neb.-Omaha
9. Cal St. Bakersfield
10. Augustana (S.D.)
11. Rockhurst
12. North Ala.
13. Neb.-Kearney
14. South Dakota St.
15. Fla. Southern
16. Barry
17. Cal St. L.A.
18. Western St.
19. Regis (Colo.)
20. Central Mo. St.
21. Minn. Duluth
22. Northwood
23. Grand Canyon
24. North Fla.
25. Northern Mich.

1998

1. BYU-Hawaii
2. Tampa
3. Hawaii Pacific
4. Regis (Colo.)
5. North Dakota St.
6. Central Mo. St.
7. Northern Mich.
8. Barry
9. Fla. Southern
10. Augustana (S.D.)
11. North Ala.
12. West Tex. A&M
13. Metro St.
14. South Dakota St.
15. Northern Ky.
16. North Fla.
17. Minn. Duluth
18. Cal St. Bakersfield
19. Neb.-Kearney
20. UC Riverside
21. Colo. Christian
22. Neb.-Omaha
23. Rockhurst
24. Cameron
25. Cal St. L.A.

1997

1. Tampa
2. Northern Mich.
3. Regis (Colo.)
4. Cal St. Bakersfield
5. West Tex. A&M
6. Barry
7. Augustana (S.D.)

8. North Ala.
9. Central Mo. St.
10. Northwood
11. North Dakota St.
12. Neb.-Omaha
13. Metro St.
14. Colorado St.-Pueblo
15. Neb.-Kearney
16. South Dakota St.
17. Cal Poly Pomona
18. Minn. Duluth
19. Colo. Christian
20. Cal St. L.A.
21. Northern Colo.
22. Northern Ky.
23. Michigan Tech
24. IPFW
25. UC Riverside

1996

1. Neb.-Omaha
2. Cal St. Bakersfield
3. Northern Mich.
4. Augustana (S.D.)
5. North Dakota St.
6. Minn. Duluth
7. Central Mo. St.
8. Neb.-Kearney
9. New Haven
10. North Ala.
11. Northwood
12. St. Cloud St.
13. Tampa
14. Michigan Tech
15. UC Riverside
16. West Tex. A&M
17. Barry
18. Morningside
19. West Va. Wesleyan
20. Regis (Colo.)
21. UC Davis
22. Texas Woman's
23. Cal Poly Pomona
24. Mesa St.
25. Ferris St.

1995

1. Barry
2. Northern Mich.
3. Northern Colo.
4. Cal St. Bakersfield
5. Hawaii-Hilo
6. Neb.-Kearney
7. Cal St. L.A.
8. Central Mo. St.
9. North Dakota St.

10. St. Cloud St.
11. Morningside
12. Regis (Colo.)
13. Portland St.
14. Neb.-Omaha
15. West Va. Wesleyan
16. UC Riverside
17. North Fla.
18. New Haven
19. Northwood
20. UC Davis
21. Cal Poly Pomona
22. Seattle Pacific
23. Grand Canyon
24. Michigan Tech
25. Minn. Duluth

1994

1. Cal St. Bakersfield
2. Michigan Tech
3. Cal St. L.A.
4. Northern Mich.
5. Barry
6. Northern Colo.
7. Regis (Colo.)
8. Hawaii-Hilo
9. Air Force
10. Portland St.
11. Augustana (S.D.)
12. Central Mo. St.
13. Fla. Southern
14. Minn. Duluth
15. Neb.-Kearney
16. Metro St.
17. Cal Poly Pomona
18. Tampa
19. UC Riverside
20. New Haven
21. Neb.-Omaha
22. St. Cloud St.
23. Wayne St. (Mich.)
24. North Dakota St.
25. Northwood

1993

1. Northern Mich.
2. Cal St. Bakersfield
3. Portland St.
4. Metro St.
5. Northern Colo.
6. North Dakota St.
7. UC Davis
8. Fla. Southern
9. Grand Canyon
10. Cal St. L.A.
11. Neb.-Omaha

12. Tampa	15. Angelo St.	18. New Haven	4. Cal St. Northridge	12. Cal Poly Pomona	18. San Fran. St.
13. UC Riverside	16. Augustana (S.D.)	19. Air Force	5. Central Mo. St.	13. St. Cloud St.	19. St. Cloud St.
14. Regis (Colo.)	17. UC Riverside	20. Chapman	6. North Dakota St.	14. Chapman	20. Regis (Colo.)
15. North Fla.	18. Gannon	1990	7. West Tex. A&M	15. Metro St.	1986
16. Minn. St. Mankato	19. Ferris St.	1. West Tex. A&M	8. Chapman	16. New Haven	1. Cal St. Northridge
17. Michigan Tech	19. Neb.-Omaha	2. Sacramento St.	9. Metro St.	17. Lewis	2. UC Riverside
18. Cal St. Chico	21. Air Force	3. Cal St. Bakersfield	10. Fla. Southern	18. Tex. A&M-Commerce	3. Sacramento St.
19. Cal Poly Pomona	22. Denver	4. Central Mo. St.	11. Regis (Colo.)	19. Air Force	4. Neb.-Omaha
20. Sonoma St.	23. Grand Canyon	5. North Dakota St.	12. Cal St. Bakersfield	20. IPFW	5. Grand Valley St.
21. Barry	24. Chapman	6. Portland St.	13. Northern Colo.	1987	6. Central Mo. St.
22. Central Mo. St.	25. Morningside	7. Fla. Southern	14. Neb.-Omaha	1. Cal St. Northridge	7. Regis (Colo.)
23. Augustana (S.D.)	1991	8. Northern Colo.	15. Tampa	2. Central Mo. St.	8. Portland St.
24. St. Cloud St.	1. Portland St.	9. UC Davis	16. Ferris St.	3. Neb.-Omaha	9. Ferris St.
25. Neb.-Kearney	2. West Tex. A&M	10. Ferris St.	17. Air Force	4. North Dakota St.	10. North Dakota St.
1992	3. Tampa	11. Tampa	18. Cal Poly Pomona	5. Sacramento St.	11. Mississippi-Women
1. Portland St.	4. Cal St. Bakersfield	12. UC Riverside	19. Oakland	6. Ferris St.	12. Minn. Duluth
2. Northern Mich.	5. North Dakota St.	13. Alas. Anchorage	20. Cal St. Chico	7. Tex. A&M-Commerce	13. Northern Colo.
3. UC Davis	6. Regis (Colo.)	14. Chapman	1988	8. UC Riverside	14. Wayne St. (Mich.)
4. North Dakota St.	7. Fla. Southern	15. Regis (Colo.)	1. Portland St.	9. Portland St.	15. Cal Poly Pomona
5. Cal Poly Pomona	8. UC Davis	16. Minn. St. Mankato	2. North Dakota St.	10. Wayne St. (Mich.)	16. Fla. Southern
6. West Tex. A&M	9. Northern Mich.	17. Southeast Mo. St.	3. Sacramento St.	11. Grand Valley St.	17. IPFW
7. Metro St.	10. Cal Poly Pomona	18. Cal Poly Pomona	4. UC Riverside	12. Minn. Duluth	18. Cal St. L.A.
8. Cal St. Bakersfield	11. Central Mo. St.	19. Angelo St.	5. Cal St. Northridge	13. Northern Colo.	19. Tex. A&M-Commerce
9. Fla. Southern	12. UC Riverside	20. Neb.-Kearney	6. Regis (Colo.)	14. Angelo St.	20. Wright St.
10. Northern Colo.	13. Northern Colo.	1989	7. Central Mo. St.	15. Tampa	
11. Cal St. Chico	14. Metro St.	1. Sacramento St.	8. Tampa	16. IPFW	
12. Cal St. L.A.	15. Mo.-St. Louis	2. Portland St.	9. Cal St. Bakersfield	17. Army	
13. Tampa	16. Minn. Duluth	3. UC Riverside	10. Neb.-Omaha		
14. Central Mo. St.	17. Cal St. Chico		11. West Tex. A&M		

2005 AVCA Weekly Division II Poll

Team	PS	September				October				November				
		5	12	19	26	3	10	17	24	31	7	14	21	F
Abilene Christian.....	NR	19	16	15	14	14	14	13	13	11	11	11	11	12
Armstrong Atlantic.....	21	NR	NR	NR	NR	NR	NR	NR	NR	NR	NR	NR	NR	NR
Ashland.....	25	NR	NR	NR	NR	NR	NR	NR	NR	NR	NR	NR	NR	NR
Augustana (S.D.).....	21	16	17	22	23	NR	NR	NR	NR	NR	NR	NR	NR	NR
Barry.....	3	17	18	17	20	25	NR	NR	NR	NR	NR	NR	NR	NR
BYU-Hawaii.....	NR	NR	NR	NR	23	21	21	20	21	21	19	17	19	20
UC San Diego.....	13	10	12	11	10	13	16	14	17	14	18	18	22	22
Cal Poly Pomona.....	NR	NR	NR	21	18	9	8	6	11	10	9	9	12	15
Cal St. Bakersfield.....	NR	NR	25	NR	NR	NR	24	23	22	22	21	20	21	21
Cal St. L.A.....	NR	20	19	19	17	16	13	12	9	9	12	12	5	6
Cal St. San B'dino.....	5	2	2	2	2	6	11	15	15	15	14	14	13	14
Central Mo. St.....	7	8	10	13	13	17	17	16	14	13	13	13	10	11
Central Wash.....	12	9	9	9	11	11	10	11	12	14	15	15	15	17
Chaminade.....	20	18	23	25	NR	NR	NR	NR	NR	NR	NR	NR	NR	NR
Concordia-St. Paul.....	6	4	7	6	5	7	6	5	4	4	3	2	2	5
Dowling.....	NR	NR	NR	NR	NR	NR	NR	NR	NR	NR	NR	NR	NR	25
Ferris St.....	17	13	14	16	19	20	20	24	25	NR	NR	NR	NR	NR
Fla. Gulf Coast.....	NR	NR	NR	NR	NR	NR	NR	NR	NR	25	25	25	20	19
Fla. Southern.....	15	14	15	14	12	12	12	10	10	12	10	10	14	16
Fort Hays St.....	10	NR	NR	NR	NR	NR	NR	NR	NR	NR	NR	NR	NR	NR
Grand Valley St.....	14	12	13	12	15	15	15	17	16	18	22	21	16	1
Hawaii Pacific.....	8	6	5	8	7	5	4	3	2	2	2	4	7	8
Lock Haven.....	24	21	22	24	24	19	19	19	19	19	17	19	17	13
Minn. Duluth.....	4	5	4	4	4	3	3	2	5	5	5	5	6	7
Minn. St. Moorhead.....	NR	NR	24	24	25	25	23	22	23	23	23	24	25	NR
Neb.-Kearney.....	1	3	3	3	3	2	2	1	1	1	1	1	1	2
Neb.-Omaha.....	NR	NR	NR	NR	NR	NR	NR	NR	24	24	24	23	23	23
North Ala.....	23	15	6	5	8	8	7	7	5	6	4	3	8	9
Northern Mich.....	11	23	NR	NR	NR	NR	NR	NR	NR	NR	NR	NR	NR	NR
Northwood.....	16	NR	NR	NR	NR	NR	NR	NR	NR	NR	NR	NR	NR	NR
Rockhurst.....	19	22	21	20	21	22	22	21	20	20	20	22	24	24
Seattle Pacific.....	NR	24	20	18	16	18	18	18	18	16	16	16	18	18
Southwest Minn. St.....	NR	NR	NR	NR	NR	24	24	24	NR	NR	NR	NR	NR	NR
Tampa.....	9	7	7	7	6	4	5	4	3	3	6	6	3	3
Truman.....	2	1	1	1	1	1	1	9	8	8	8	7	4	4
Washburn.....	18	11	11	10	9	10	9	8	7	7	7	8	9	10

PS-preseason poll (August 8); F-final poll (December 7); T-indicates tie.

Division III Records

Individual Records 62
Individual Leaders 63
Annual Individual Champions 74
Team Records 74
Team Leaders 75
Annual Team Champions 83
AVCA Final Polls 84
AVCA Weekly Polls 85



Individual Records

The format of the game changed in 2001, with scoring for each game moving from 15 points to 30 points, except in matches that go to the full five games, in which the winning score in the fifth game remains 15 points. In reflection of this change, category leaders under the new scoring format are separated in order to not eliminate the achievements of those student-athletes who played under the previous format.

Official NCAA volleyball records began with the 1981 season and are based on information submitted to the NCAA statistics service by institutions participating in the statistics rankings. In statistical rankings, the rounding of percentages and/or averages may indicate ties where none exist. In these cases, the numerical order of the rankings is accurate.

Information on blocking has not been included in the following records since there appeared to be a significant variance in the methods by which blocking statistics were kept during the 1980s. Research continues to determine a standard by which to measure blocking statistics for NCAA record-keeping purposes.

Performances from two-game matches are not included in single-match records.

Official career records include players whose career statistics were recorded during the era of official NCAA play.

An "M" located after a number under a "games played" column indicates the number of matches played, as the number of games is unavailable.

Attack

KILLS

Three-game match

36—Domini Lanzzone, Rutgers-Newark vs. FDU-Florham, Oct. 1, 1999; Amy Heberlein, Illinois Col. vs. Grinnell, Nov. 6, 1999; Christa Downey, Nazareth vs. St. John Fisher, Oct. 1, 2001

Four-game match

47—Sarah Mosher, Rockford vs. Clarke, Oct. 14, 2003

Five-game match

55—Kim Woodring, Wittenberg vs. Ohio Northern, Sept. 28, 1996

Season

1,065—Christa Downey, Nazareth, 2002 (136 games)

Career

3,579—Ronda Jo Miller, Gallaudet, 1996-99 (583 games)

KILLS PER GAME

Season

8.03—Sarah Mosher, Rockford, 2003 (924 kills in 115 games)

Career

7.35—Christa Downey, Nazareth, 2000-02 (2,984 kills in 406 games)

TOTAL ATTEMPTS

Three-game match

80—Domini Lanzzone, Rutgers-Newark vs. Mary Washington, Sept. 25, 1999

Four-game match

126—Sarah Mosher, Rockford vs. Dominican (Ill.), Nov. 11, 2003

Five-game match

114—Sarah Mosher, Rockford vs. Benedictine (Ill.), Oct. 21, 2003

Season

2,095—Sarah Mosher, Rockford, 2003 (115 games)

Career

7,117—Ronda Jo Miller, Gallaudet, 1996-99 (583 games)

ATTEMPTS PER GAME

Season

18.48—Domini Lanzzone, Rutgers-Newark, 1999 (1,922 attempts in 104 games)

Career

14.62—Christa Downey, Nazareth, 2000-02 (5,935 attempts in 406 games)

HITTING PERCENTAGE

10-14 attempts

1.000—held by 8 players, most recent: Beth Freeman, Carleton vs. Mt. Senario, Sept. 14, 2001 (12-0/12)

15-19 attempts

.941—Steph Pearson, Gust. Adolphus vs. St. Thomas (Minn.), Oct. 9, 1991 (16-0/17)

20 or more attempts

.893—Amy Brand, Washington-St. Louis vs. Ohio Northern, Sept. 16, 2000 (25-0/28)

Season

.551—Amy Albers, Washington-St. Louis, 1994 (600-83/938 in 134 games)

Career

.530—Amy Albers, Washington-St. Louis, 1992-94 (1,591-213/2,598 in 391 games)

Setting

ASSISTS

Three-game match

70—Rebecca Rotello, Washington-St. Louis vs. Ohio Northern, Sept. 16, 2000

Four-game match

99—Amy Smith, Colorado Col. vs. Denver, Oct. 7, 1987

Five-game match

93—Heather Blough, Juniata vs. Wis.-Whitewater, Oct. 16, 1993; Beth Nowicki, Wittenberg vs. Ohio Northern, Sept. 28, 1996

Season

2,125—Sarah Yuskewich, Wittenberg, 2002 (143 games)

Career

7,008—Ushi Patel, Rochester Inst., 1996-99 (572 games)

ASSISTS PER GAME

Season

15.09—Erin Heger, Wis.-Stout, 2004 (1,600 assists in 106 games)

Career

13.33—Carli Dale, Juniata, 2001-04 (6,385 assists in 479 games)

Service

SERVICE ACES

Three-game match

15—Courtney Kennedy, St. Mary's (Md.) vs. Washington (Md.), Oct. 24, 1990; Joy Krauss, St. Joseph (Conn.) vs. Lasell, Sept. 22, 1994; Karen Sollenberger, Messiah vs. Dickinson, Oct. 1, 1998; Cara Denniston, Grove City vs. Geneva, Sept. 12, 2000; Allison Less, Elmhurst vs. North Park, Nov. 3, 2000

Three-game match with 30-point scoring format

36—Liz Brewer, Concordia (Ill.) vs. Mt. Senario, Sept. 8, 2001

Four-game match

17—Toni Pratt, Roger Williams vs. Southern Me., Oct. 14, 2000

Four-game match with 30-point scoring format

21—Lauren Dahill, Mass. Maritime vs. Becker, Sept. 14, 2002

Five-game match

19—Karla Maisto, Rutgers-Camden vs. Immaculata, Oct. 20, 2005

Season

193—Jezel Rodriguez, Hunter, 2002 (157 games)

Career

550—Jezel Rodriguez, Hunter, 1999-02 (526 games)

SERVICE ACES PER GAME

Season

1.97—Erja Vetterranta, CCNY, 2001 (122 aces in 62 games)

Career

1.21—Geovanny Gomez, New Jersey City, 1996-97 (229 aces in 189 games)

CONSECUTIVE POINTS SERVED

15—held by 8 players, most recent: Carissa Nieuwboer, Bethel (Minn.) vs. St. Catherine, Nov. 3, 2000

CONSECUTIVE POINTS SERVED WITH 30-POINT SCORING FORMAT

23—Liz Brewer, Concordia (Ill.) vs. Mt. Senario, Sept. 8, 2001

Defense

DIGS

Three-game match

42—Mia Viola, North Central (Ill.) vs. Benedictine (Ill.), Oct. 20, 2000

Four-game match

55—Lauren Mazurkiewicz, Montclair St. vs. Vassar, Sept. 12, 1997

Five-game match

62—Eva Kwan, Stevens Institute vs. St. Elizabeth, Sept. 18, 1999

Season (1981-00)

980—Jill Crouse-Wolf, York (Pa.), 1999 (141 games)

Season with 30-point scoring format (2001-03)

1,110—Karen Tobias, Maryville (Tenn.), 2003 (128 games)

Season with 30-point scoring format/unlimited libero substitutions (2004-)

1,056—Emilie Schmid, Wittenberg, 2004 (121 games)

Career

3,923—Karen Tobias, Maryville (Tenn.), 2001-04 (485 games)

DIGS PER GAME

Season (1981-00)

6.95—Jill Crouse-Wolf, York (Pa.), 1999 (980 digs in 141 games)

Season with 30-point scoring format (2001-03)

8.67—Karen Tobias, Maryville (Tenn.), 2003 (1,110 digs in 128 games)

Season with 30-point scoring format/unlimited libero substitutions (2004-)

8.74—Karen Tobias, Maryville (Tenn.), 2004 (1,005 digs in 115 games)

Career

8.09—Karla Tobias, Maryville (Tenn.), 2001-04 (3,923 digs in 485 games)

Miscellaneous

MATCHES PLAYED

Career

215—Val Flom, Gust. Adolphus, 1986-89

CONSECUTIVE MATCHES PLAYED

Career

178—Susan Eidenberg, Wheaton (Ill.), 1994-97; Joslyn Roden, Cortland St., 1996-99

GAMES PLAYED

Career

671—Anna Howard, Wheaton (Ill.), 1995-96, 98-99

Individual Leaders

SINGLE-MATCH RECORDS

Attack

KILLS, THREE-GAME MATCH

No.	Player, Team vs. Opponent	Date
36	Christa Downey, Nazareth vs. St. John Fisher	Oct. 1, 2001
36	Amy Heberlein, Illinois Col. vs. Grinnell	Nov. 6, 1999
36	Domini Lanzone, Rutgers-Newark vs. FDU-Florham	Oct. 1, 1999
34	Abbie Brown, Central (Iowa) vs. Wartburg	Oct. 24, 1998
32	Lizzelle Cintron, New Jersey City vs. Stevens Institute	Oct. 30, 2004
29	Lizzelle Cintron, New Jersey City vs. St. Joseph's (Me.)	Nov. 5, 2004
28	Lizzelle Cintron, New Jersey City vs. Lehman	Oct. 21, 2004
28	LuLu Sewell, Emory vs. Trinity (Tex.)	Sept. 6, 2002
27	Tamijo Foronda, Gallaudet vs. Allegheny	Oct. 9, 2004
26	Lizzelle Cintron, New Jersey City vs. Newbury	Nov. 5, 2004
26	Lizzelle Cintron, New Jersey City vs. St. Joseph's (L.I.)	Oct. 30, 2004
26	Amanda Starkey, Southern Me. vs. Mass.-Boston	Oct. 3, 2003
26	Katie Carrier, St. Norbert vs. Grinnell	Nov. 13, 2001
25	Lizzelle Cintron, New Jersey City vs. Centenary (N.J.)	Sept. 4, 2004
25	Lizzelle Cintron, New Jersey City vs. St. Joseph's (L.I.)	Sept. 11, 2004
24	Kerri Eshleman, Susquehanna vs. Elizabethtown	Nov. 1, 2002
24	Katy Gilliam, Marietta vs. Glenville St.	Sept. 19, 2000
24	Kerri Camuso, Springfield vs. Bryant	Oct. 1, 1994

KILLS, FOUR-GAME MATCH

No.	Player, Team vs. Opponent	Date
47	Sarah Mosher, Rockford vs. Clarke	Oct. 14, 2003
46	Sarah Mosher, Rockford vs. Dominican	Nov. 8, 2003
43	Christa Downey, Nazareth vs. Elmira	Oct. 28, 2000
41	Belgica Santana, New Paltz St. vs. Oneonta St.	Oct. 18, 1997
41	Nicki Firestone, Juniata vs. UC San Diego	Nov. 19, 1993
39	Lizzelle Cintron, New Jersey City vs. Russell Sage	Nov. 6, 2004
34	Lizzelle Cintron, New Jersey City vs. Wm. Paterson	Sept. 30, 2004
34	Abbie Brown, Central (Iowa) vs. Neb. Wesleyan	Oct. 25, 1997
33	Carrie Ritland, Bethel (Minn.) vs. St. Olaf	Oct. 13, 1999
32	Mackenzie Parsio, Guilford vs. Va. Wesleyan	Sept. 25, 2004
32	Lizzelle Cintron, New Jersey City vs. St. Joseph's (L.I.)	Sept. 4, 2004
32	Katie Carrier, St. Norbert vs. Dominican (Ill.)	Sept. 7, 2001
32	Betsy Sailhammer, MIT vs. Wheaton (Mass.)	Oct. 26, 1998
32	Laura Nelson, Guilford vs. Wash. & Lee	Nov. 8, 1997
32	Loretta Thomas, DeSales vs. Scranton	Sept. 24, 1997
31	Jennifer McCool, LeTourneau vs. Wiley	Oct. 26, 2004
31	Lizzelle Cintron, New Jersey City vs. Mt. St. Mary (N.Y.)	Oct. 26, 2004
30	Lizzelle Cintron, New Jersey City vs. FDU-Florham	Oct. 16, 2004
30	LuLu Sewell, Emory vs. Carnegie Mellon	Sept. 22, 2002
30	Sara Hammond, Colby-Sawyer vs. Assumption	Sept. 16, 2000
30	Katy Gilliam, Marietta vs. Carnegie Mellon	Oct. 3, 1998

KILLS, FIVE-GAME MATCH

No.	Player, Team vs. Opponent	Date
55	Kim Woodring, Wittenberg vs. Ohio Northern	Sept. 28, 1996
46	Mandie Armstrong, Edgewood vs. Ripon	Oct. 31, 1998
46	Nicki Firestone, Juniata vs. Wis.-Whitewater	Oct. 16, 1993
45	Christa Downey, Nazareth vs. Wellesley	Nov. 17, 2001
45	Domini Lanzone, Rutgers-Newark vs. Rowan	Sept. 14, 1999
45	Ronda Jo Miller, Gallaudet vs. Eastern	Sept. 14, 1999
44	Sarah Mosher, Rockford vs. Franciscan	Oct. 11, 2003
44	Monica Polka, Buffalo St. vs. St. John Fisher	Sept. 27, 2001
44	Tracy Wilt, Rochester Inst. vs. Rochester	Sept. 24, 1996
44	Lisa Matties, Brockport St. vs. Rochester Inst.	Nov. 8, 1990
43	Ronda Jo Miller, Gallaudet vs. Moravian	Sept. 10, 1999
42	Cara Strzelczyk, New Jersey City vs. St. Joseph's (L.I.)	Nov. 3, 2002
42	Christa Downey, Nazareth vs. Ithaca	Nov. 10, 2001
42	Christa Downey, Nazareth vs. Rochester Inst.	Nov. 3, 2001
42	Domini Lanzone, Rutgers-Newark vs. Richard Stockton	Sept. 21, 1999
42	Kim Woodring, Wittenberg vs. Bluffton	Nov. 15, 1996
41	Sarah Mosher, Rockford (Ill.) vs. Lincoln Christian	Oct. 29, 2002
41	Sarah Mosher, Rockford (Ill.) vs. Concordia (Ill.)	Nov. 8, 2002

TOTAL ATTEMPTS, THREE-GAME MATCH

No.	Player, Team vs. Opponent	Date
80	Domini Lanzone, Rutgers-Newark vs. Mary Washington	Sept. 25, 1999
63	Katie Campbell, Skidmore vs. Clarkson	Nov. 8, 2002
62	Frances Rogoz, MIT vs. Smith	Nov. 4, 2005
61	Valerie Detwiler, Redlands vs. Pomona-Pitzer	Oct. 21, 2003
60	Julie Gorchowski, Rutgers-Camden vs. Alvernia	Oct. 1, 2005

No.	Player, Team vs. Opponent	Date
60	Lizzelle Cintron, New Jersey City vs. Stevens Institute	Oct. 30, 2004
59	Brittany Heppner, Capital vs. Muskingum	Oct. 29, 2004
58	Hannah Kanuckel, Ohio Northern vs. Otterbein	Oct. 12, 2004
56	Lizzelle Cintron, New Jersey City vs. Lehman	Oct. 21, 2004
54	Katy Gilliam, Marietta vs. Mount Union	Sept. 10, 2000
53	Julie Gorchowski, Rutgers-Camden vs. Farmingdale	Sept. 24, 2005
53	Ashley Reves, Springfield vs. Smith	Sept. 30, 2003
52	Kellie Krouse, Notre Dame (Md.) vs. Villa Julie	Sept. 17, 2005
52	Marissa Gaulton, Susquehanna vs. Point Park	Sept. 7, 2001
51	Julie Gorchowski, Rutgers-Camden vs. Rutgers-Newark	Oct. 18, 2005
51	Liz Glasne, Bethel (Minn.) vs. Milwaukee Engr.	Sept. 10, 2005
51	Andrea Allen, LeTourneau vs. Jarvis Christian	Sept. 16, 2002
51	Jen Constantino, Haverford vs. Frank. & Marsh.	Oct. 11, 2000
51	Kerri Camuso, Springfield vs. C.W. Post	Oct. 15, 1994
50	Kellie Krouse, Notre Dame (Md.) vs. Gallaudet	Nov. 10, 2005

TOTAL ATTEMPTS, FOUR-GAME MATCH

No.	Player, Team vs. Opponent	Date
126	Sarah Mosher, Rockford vs. Dominican	Nov. 11, 2003
98	Julie Gorchowski, Rutgers-Camden vs. City Tech	Oct. 16, 2004
98	Sarah Mosher, Rockford vs. Clarke	Oct. 14, 2003
94	Sarah Mosher, Rockford vs. Dominican (Ill.)	Nov. 8, 2003
92	Christa Downey, Nazareth vs. Elmira	Oct. 28, 2000
92	Domini Lanzone, Rutgers-Newark vs. Montclair St.	Oct. 19, 1999
87	Amy Shores, Guilford vs. Wash. & Lee	Nov. 8, 1997
84	Julie Gorchowski, Rutgers-Camden vs. Bryn Athyn	Oct. 22, 2005
84	Sara Hammond, Colby-Sawyer vs. Eastern Nazarene	Oct. 21, 2000
81	Katherine Maikokoosong, Rutgers-Camden vs. City Tech	Oct. 16, 2004
79	Katie Carrier, St. Norbert vs. St. Scholastica	Aug. 31, 2001
76	Jennifer McCool, LeTourneau vs. Wiley	Oct. 26, 2004
75	Laura Nelson, Guilford vs. Wash. & Lee	Nov. 8, 1997
73	Lizzelle Cintron, New Jersey City vs. FDU-Florham	Oct. 16, 2004
70	Julie Gorchowski, Rutgers-Camden vs. Centenary (N.J.)	Oct. 30, 2004
69	Lizzelle Cintron, New Jersey City vs. Russell Sage	Nov. 6, 2004
68	Jill Margetts, MIT vs. Coast Guard	Oct. 10, 1997
68	Loretta Thomas, DeSales vs. Scranton	Sept. 24, 1997
66	Lizzelle Cintron, New Jersey City vs. Wm. Paterson	Sept. 30, 2004
65	Brooke Bousum, Buena Vista vs. Briar Cliff	Oct. 14, 2005

TOTAL ATTEMPTS, FIVE-GAME MATCH

No.	Player, Team vs. Opponent	Date
114	Sarah Mosher, Rockford vs. Benedictine (Ill.)	Oct. 21, 2003
111	Jaime Salay, Denison vs. Ohio Wesleyan	Oct. 27, 1997
110	Kim Woodring, Wittenberg vs. Ohio Northern	Sept. 28, 1996
107	Domini Lanzone, Rutgers-Newark vs. Rowan	Sept. 14, 1999
107	Jen Brehm, Dickinson vs. Washington (Md.)	Sept. 14, 1993
105	Sara Hammond, Colby-Sawyer vs. St. Anselm	Oct. 5, 2000
103	Domini Lanzone, Rutgers-Newark vs. Widener	Oct. 2, 1999
103	Domini Lanzone, Rutgers-Newark vs. Richard Stockton	Sept. 21, 1999
102	Katie Campbell, Skidmore vs. Oneonta St.	Oct. 13, 2002
101	Sara Hammond, Colby-Sawyer vs. Eastern Nazarene	Nov. 2, 2000
100	Ivetta Horta, Rutgers-Newark vs. Hamilton	Oct. 28, 2000
98	Rikki Cannioto, Brockport St. vs. Cortland St.	Nov. 2, 1991
96	Domini Lanzone, Rutgers-Newark vs. Vassar	Sept. 29, 1999
96	Kim Woodring, Wittenberg vs. Bluffton	Nov. 15, 1996
95	Julie Gorchowski, Rutgers-Camden vs. Immaculata	Oct. 20, 2005
94	Tiffany Rice, Wooster vs. Mount Union	Oct. 28, 2005
94	Sarah Mosher, Rockford vs. Franciscan	Oct. 11, 2003
94	Tracy Wilt, Rochester Inst. vs. Rochester	Sept. 24, 1996
93	Mackenzie Parsio, Guilford vs. Meredith	Sept. 30, 2004
92	Emily Miller, Johns Hopkins vs. Dickinson	Oct. 13, 2001
92	Sharon McFarlane, Hunter vs. Stony Brook	Oct. 23, 1991

BEST HITTING PERCENTAGE

(10-14 attempts)

Pct.	(K-E/TA) Player, Team vs. Opponent	Date
1.000	(12-0/12) Beth Freeman, Carleton vs. Mt. Senario	Sept. 14, 2001
1.000	(10-0/10) Marriah Vengroff, Wheaton (Mass.) vs. St. Joseph's (Me.)	Oct. 2, 2004
1.000	(10-0/10) Lauren Wong, Amherst vs. Bowdoin	Sept. 15, 2000
1.000	(10-0/10) Amanda Colby, Bates vs. Bridgewater St.	Oct. 22, 1999
1.000	(10-0/10) Tiff Norstedt, Suffolk vs. Daniel Webster	Oct. 18, 1997
1.000	(10-0/10) Brenda LaFlamme, Averett vs. Shenandoah	Nov. 1, 1996
1.000	(10-0/10) Jennifer Martz, Washington-St. Louis vs. New York U.	Sept. 22, 1996
1.000	(10-0/10) Lisa Becker, Washington-St. Louis vs. Carnegie Mellon	Oct. 26, 1991
.923	(12-0/13) Heather Smyth, Springfield vs. Eastern Conn. St.	Oct. 12, 1996
.917	(11-0/12) Georgia Moore, Emory vs. SCAD	Sept. 8, 2001

Pct.	(K-E/TA)	Player, Team vs. Opponent	Date
.909	(10-0/11)	Tiffany Wendt, Martin Luther vs. Northland	Oct. 8, 2004
.909	(10-0/11)	Katie Gielow, Washington-St. Louis vs. Rochester	Oct. 28, 2000
.909	(10-0/11)	Jennifer Nunley, Averett vs. Ferrum	Oct. 12, 2000
.909	(10-0/11)	Amanda Jackson, Carthage vs. Wis. Lutheran	Sept. 22, 2000
.909	(10-0/11)	Kate Adams, Eastern vs. New York U.	Sept. 16, 2000
.909	(10-0/11)	Kate Hachadourian, Cortland St. vs. Plattsburgh St.	Sept. 4, 1999
.909	(10-0/11)	Jennifer Martz, Washington-St. Louis vs. Johns Hopkins	Sept. 28, 1997
.909	(10-0/11)	Sue Yang, Johns Hopkins vs. Haverford	Sept. 28, 1996
.909	(10-0/11)	Tamiko Byrd, Brockport St. vs. Buffalo St.	Sept. 20, 1991

BEST HITTING PERCENTAGE (15-19 attempts)

Pct.	(K-E/TA)	Player, Team vs. Opponent	Date
.941	(16-0/17)	Steph Pearson, Gust. Adolphus vs. St. Thomas (Minn.)	Oct. 9, 1991
.938	(15-0/16)	Catherine Schott, Gettysburg vs. Washington (Md.)	Oct. 16, 1999
.895	(17-0/19)	Amy Albers, Washington-St. Louis vs. New York U.	Nov. 30, 1992
.889	(16-0/18)	Kelly Hogan, Emerson vs. Southern Vt.	Sept. 18, 2004
.882	(15-0/17)	Jessica Raymond, Ithaca vs. Alfred	Oct. 27, 2002
.875	(14-0/16)	Katie Quinn, Washington-St. Louis vs. Aurora	Oct. 12, 2000
.875	(14-0/16)	Brooke Kaiser, Wis.-Platteville vs. Ripon	Sept. 9, 2000
.875	(15-1/16)	Jane Copenhaver, Wis.-Oshkosh vs. Chicago	Oct. 8, 1999
.875	(14-0/16)	Jamie Hamilton, Hunter vs. Baruch	Oct. 7, 1999
.867	(14-1/15)	Kate Hachadourian, Cortland St. vs. New York U.	Oct. 22, 1999
.867	(13-0/15)	Brenda LaFlamme, Averett vs. Methodist	Nov. 4, 1997
.867	(13-0/15)	Brenda LaFlamme, Averett vs. Methodist	Nov. 5, 1996
.867	(13-0/15)	Hilary Martin, Wash. & Lee vs. Chris Newport	Sept. 9, 1995
.842	(16-0/19)	Deborah Caesar, Hunter vs. N.J. Inst. of Tech.	Sept. 19, 1991
.842	(16-0/19)	Debbie Brust, Wis.-Whitewater vs. Lake Forest	Sept. 7, 1990
.833	(15-0/18)	Jessica France, Merchant Marine vs. Maritime (N.Y.)	Oct. 20, 2003
.833	(15-0/18)	Jennifer Nunley, Averett vs. Sewanee	Sept. 2, 2000
.824	(14-0/17)	Heidi Pfeiffer, Washington-St. Louis vs. Carnegie Mellon	Nov. 7, 2003
.824	(15-1/17)	Dana Peterson, Wis.-Eau Claire vs. Viterbo	Oct. 26, 1999
.824	(15-1/17)	Tracy Groblewski, Plattsburgh St. vs. Green Mountain	Sept. 18, 1998
.824	(14-0/17)	Amy Albers, Washington-St. Louis vs. St. Norbert	Oct. 8, 1993

BEST HITTING PERCENTAGE (20 or more attempts)

Pct.	(K-E/TA)	Player, Team vs. Opponent	Date
.893	(25-0/28)	Amy Brand, Washington-St. Louis vs. Ohio Northern	Sept. 16, 2000
.857	(18-0/21)	Kellie Krouse, Notre Dame (Md.) vs. Wilson	Sept. 24, 2005
.857	(18-0/21)	Julia Roth, Ithaca vs. Alfred	Oct. 27, 2002
.850	(17-0/20)	Christa Hannis, DeSales vs. Albright	Sept. 7, 1996
.833	(21-1/24)	Becky Landry, Plymouth St. vs. Pine Manor	Sept. 8, 2001
.828	(24-0/29)	Jenny Cafazza, Washington-St. Louis vs. UC San Diego	Oct. 17, 1998
.826	(19-0/23)	Monica Draeger, Lakeland vs. Milwaukee Engr.	Nov. 7, 2003
.818	(18-0/22)	Katie Quinn, Washington-St. Louis vs. Carnegie Mellon	Oct. 28, 2000
.810	(18-1/21)	Katie Gielow, Washington-St. Louis vs. Thomas More	Oct. 20, 2000
.810	(19-2/21)	Jennifer Donohue, Wartburg vs. Gust. Adolphus	Oct. 7, 2000
.800	(21-1/25)	Janet Hammond, Ithaca vs. Wellesley	Oct. 4, 2003
.800	(16-0/20)	Cara Strzelczyk, New Jersey City vs. St. Elizabeth	Oct. 10, 2002
.800	(17-1/20)	Sarah Mosher, Rockford (Ill.) vs. Alverno	Sept. 5, 2002
.800	(25-1/30)	Stacy Stoddard, Wis.-Stout vs. Wis.-Superior	Sept. 12, 1997
.793	(23-0/26)	Catherine Schott, Gettysburg vs. Oneonta St.	Sept. 4, 1998
.792	(19-0/24)	Katie Gielow, Washington-St. Louis vs. Johns Hopkins	Oct. 29, 1999
.792	(19-0/24)	Mary Beth Thompson, Ohio Northern vs. Mount Union	Oct. 5, 1996
.783	(18-0/23)	Sheila Gisbrecht, Ohio Wesleyan vs. Case Reserve	Oct. 23, 1993
.781	(25-0/32)	Cara Strzelczyk, New Jersey City vs. Farmingdale	Nov. 3, 2002

Setting

ASSISTS, THREE-GAME MATCH

No.	Player, Team vs. Opponent	Date
70	Rebecca Rotello, Washington-St. Louis vs. Ohio Northern	Sept. 16, 2000
59	Brea Carlock, Carnegie Mellon vs. Muskingum	Sept. 25, 2004
58	Sarah Yuskewich, Wittenberg vs. Ohio Northern	Sept. 4, 2004
53	Cat Roth, Lebanon Valley vs. Richard Stockton	Nov. 13, 2004
52	Megan Taylor, Hiram vs. Ohio Wesleyan	Oct. 1, 2005
51	Austin Zimmerman, MIT vs. Smith	Oct. 26, 2004
51	Erika Roof, Ohio Northern vs. Heidelberg	Oct. 5, 2004
51	Remley Dodge, Emory vs. Case Reserve	Nov. 7, 2003
50	Erika Roof, Ohio Northern vs. Hope	Sept. 16, 2005
50	Molly Reuter, Buena Vista vs. Clark	Sept. 3, 2005
50	Erika Roof, Ohio Northern vs. Mount Union	Nov. 5, 2004
50	Erika Roof, Ohio Northern vs. Baldwin-Wallace	Oct. 19, 2004

No.	Player, Team vs. Opponent	Date
50	Catherine Zidow, Emory vs. Rochester	Oct. 16, 2004
50	Erin Meredith, Eastern vs. Gwynedd-Mercy	Oct. 14, 2004
50	Laura Reuter, Buena Vista vs. Wartburg	Sept. 28, 2004
49	Heather Wolff, Wooster vs. Ohio Wesleyan	Oct. 7, 2005
49	Brittany Collins, Chris. Newport vs. Southwestern	Sept. 30, 2005
49	Nadia DaSilva, New Jersey City vs. Lehman	Oct. 21, 2004
49	Remley Dodge, Emory vs. Centre	Oct. 24, 2003
48	Nadia DaSilva, New Jersey City vs. Medgar Evers	Oct. 23, 2004
48	Shannan Smith, Gettysburg vs. East. Mennonite	Sept. 10, 2004

ASSISTS, FOUR-GAME MATCH

No.	Player, Team vs. Opponent	Date
99	Amy Smith, Colorado Col. vs. Denver	Oct. 7, 1987
94	Sara Ahrenholz, Calvin vs. Case Reserve	Sept. 18, 1999
86	Michelle Beardsley, Wis.-Oshkosh vs. Wis.-Whitewater	Nov. 8, 1997
82	Leah Shapiro, New York U. vs. Case Reserve	Oct. 30, 1998
82	Adriane Battaglioli, Cortland St. vs. Ithaca	Oct. 7, 1997
81	Brandi Stover, Ohio Northern vs. John Carroll	Oct. 8, 1999
81	Julie Feltman, Bethel (Minn.) vs. Augsburg	Sept. 10, 1999
81	Jocelyn Torres, Binghamton vs. Colby	Oct. 3, 1997
71	Abby Sikora, Adrian vs. Alma	Sept. 21, 2005
69	Pia Marie Paulone, Gallaudet vs. Catholic	Oct. 13, 2004
68	Heather Wolff, Wooster vs. Mt. Vernon Nazarene	Sept. 10, 2005
65	Christine Gladysz, Wash. & Lee vs. Averett	Nov. 13, 2003
65	Alarice Huang, MIT vs. Coast Guard	Sept. 26, 1997
64	Megan Taylor, Hiram vs. Heidelberg	Sept. 2, 2005
62	Heather Wolff, Wooster vs. Hiram	Oct. 12, 2005
61	Emmy Williams, Notre Dame (Md.) vs. St. Mary's (Md.)	Sept. 16, 2005
61	Bethany Stubbs, Guilford vs. Methodist	Oct. 19, 2002
60	Erika Roof, Ohio Northern vs. Hanover	Oct. 28, 2005
60	Katie Snyder, Bethel (Minn.) vs. Macalester	Sept. 3, 2005
60	Christine Gladysz, Wash. & Lee vs. Centre	Nov. 1, 2003
60	Christine Gladysz, Wash. & Lee vs. Roanoke	Oct. 5, 2002

ASSISTS, FIVE-GAME MATCH

No.	Player, Team vs. Opponent	Date
93	Beth Nowicki, Wittenberg vs. Ohio Northern	Sept. 28, 1996
93	Heather Blough, Juniata vs. Wis.-Whitewater	Oct. 16, 1993
86	Jamie McMullen, Cortland St. vs. Nazareth	Nov. 10, 2000
85	Sarah Yuskewich, Wittenberg vs. Trinity (Tex.)	Oct. 26, 2002
84	Amy Shapiro, Emory vs. Mt. St. Joseph	Oct. 16, 1998
84	R. Ruddock, Allegheny vs. Goucher	Oct. 3, 1998

Service

SERVICE ACES, THREE-GAME MATCH

No.	Player, Team vs. Opponent	Date
36	Liz Brewer, Concordia (Ill.) vs. Mt. Senario	Sept. 8, 2001
20	Adrienne Norbury, Webster vs. Stephens	Sept. 4, 2001
17	Katie Gwiazdowski, Notre Dame (Md.) vs. Chestnut Hill	Sept. 28, 2002
17	Jezel Rodriguez, Hunter vs. Brooklyn	Oct. 8, 2001
16	Kelly Landry, Plymouth St. vs. Pine Manor	Sept. 6, 2002
16	Kaja Iverson, St. Scholastica vs. Mt. Senario	Sept. 29, 2001
15	Kimberly Myers, Notre Dame (Md.) vs. Trinity (D.C.)	Sept. 13, 2005
15	Melissa Pablos, New Jersey City vs. Medgar Evers	Oct. 18, 2003
15	Colleen Arendt, St. Norbert vs. Mount Mary	Aug. 30, 2003
15	Allison Less, Elmhurst vs. North Park	Nov. 3, 2000
15	Cara Denniston, Grove City vs. Geneva	Sept. 12, 2000
15	Karen Sollenberger, Messiah vs. Dickinson	Oct. 1, 1998
15	Joy Krauss, St. Joseph (Conn.) vs. Lasell	Sept. 22, 1994
15	Courtney Kennedy, St. Mary's (Md.) vs. Washington (Md.)	Oct. 24, 1990
14	Erin Mosley, Daniel Webster vs. Becker	Sept. 14, 2004
13	Kimberly Myers, Notre Dame (Md.) vs. Wilson	Sept. 24, 2005
13	Kimberly Myers, Notre Dame (Md.) vs. Trinity (D.C.)	Oct. 7, 2005
13	Marissa Macro, Rivier vs. Southern Vt.	Oct. 23, 2004
13	Molly Orte, Wis.-Stevens Point vs. Mount Mary	Oct. 2, 2004
12	Katie Gwiazdowski, Notre Dame (Md.) vs. Wilson	Sept. 24, 2005
12	Katya Khmel'nitskaya, New York U. vs. Adrian	Oct. 8, 2004
12	Stephanie Thornton, Clarkson vs. Buffalo St.	Sept. 10, 2004
12	Laura Peipher, DeSales vs. Immaculata	Oct. 25, 2001
12	Christa Harris, DeSales vs. Adelphi	Sept. 2, 1995

SERVICE ACES, FOUR-GAME MATCH

No.	Player, Team vs. Opponent	Date
21	Lauren Dahill, Mass. Maritime vs. Becker	Sept. 14, 2002
18	Lindsey Weston, Ramapo vs. Manhattanville	Sept. 7, 2002
17	Toni Pratt, Roger Williams vs. Southern Me.	Oct. 14, 2000
16	Amber Bradshaw, Chris. Newport vs. N.C. Wesleyan	Oct. 23, 2002
15	Jamie Gullen, Wash. & Jeff. vs. Luther	Oct. 8, 2004

No.	Player, Team vs. Opponent	Date
15	Grace Schister, Stevens Institute vs. Staten Island	Sept. 18, 1999
14	Katherin Maikoksoong, Rutgers-Camden vs. Bryn Athyn	Sept. 29, 2004
14	Nina Tarabicos, Widener vs. Arcadia	Sept. 16, 2004
14	Laura Peipher, DeSales vs. Albright	Oct. 16, 2003
13	Danielle Tischer, Southern Vt. vs. Green Mountain	Oct. 6, 2004
13	Amy Soubosky, Colby-Sawyer vs. Montclair St.	Sept. 21, 2001
11	Joanna Mamayek, St. Norbert vs. Chicago	Oct. 21, 2005
11	Patty Mikan, Endicott vs. St. Joseph's (Me.)	Oct. 5, 2002
11	Wendy Erlandson, Monmouth (Ill.) vs. Illinois Col.	Oct. 1, 1998

SERVICE ACES, FIVE-GAME MATCH

No.	Player, Team vs. Opponent	Date
19	Karla Maisto, Rutgers-Camden vs. Immaculata	Oct. 20, 2005
18	Tori Muller, Montclair St. vs. Rutgers-Newark	Oct. 22, 1991
17	Corrie Sollenberger, Messiah vs. Gordon	Sept. 12, 1997
15	Lesley Stamper, Chatham vs. Mary Baldwin	Sept. 25, 1999
15	Andrea Peer, Merchant Marine vs. Staten Island	Sept. 6, 1997

CONSECUTIVE POINTS SERVED

No.	Player, Team vs. Opponent	Date
15	Carissa Nieuwboer, Bethel (Minn.) vs. St. Catherine	Nov. 3, 2000
15	Pam Saulsbury, Wash. & Lee vs. Sweet Briar	Oct. 18, 2000
15	Angie Nielsen, Central (Iowa) vs. Upper Iowa	Oct. 26, 1999
15	Katie Burke, Bates vs. Southern Me.	Oct. 30, 1999
15	Kate Hagstrom, Bates vs. Bridgewater St.	Oct. 22, 1999
15	Joy Knopp, Eastern vs. Neumann	Oct. 18, 1995
15	Lauren Buyyounouski, Muhlenberg vs. Ursinus	Sept. 27, 1994
15	Kristin Henriksen, Eastern vs. Cedar Crest	Sept. 11, 1990
14	Robin Deniker, Hood vs. Bay Path	Oct. 14, 2000
14	Dana Rappaneau, Colby-Sawyer vs. Daniel Webster	Sept. 9, 1992
13	Karen Dutton, Greensboro vs. Ferrum	Nov. 6, 1998
12	Renee Baumgartner, Keuka vs. Cazenovia	Oct. 3, 1998
12	Rebecca Antunes, Bridgewater St. vs. Westfield St.	Oct. 11, 1997
12	Stephanie Spiridakis, Plymouth St. vs. Unity Col.	Oct. 11, 1997
12	Christine Gilbert, Plymouth St. vs. Anna Maria	Sept. 21, 1996
11	Britt Jones, Shenandoah vs. Mary Baldwin	Sept. 22, 1999
11	Christine Feichtel, Cedar Crest vs. St. Elizabeth	Sept. 10, 1998
11	Jen Covino, Suffolk vs. Rhode Island Col.	Sept. 23, 1997
11	Jenny Schreck, Pomona-Pitzer vs. Menlo	Sept. 15, 1995

CONSECUTIVE POINTS SERVED WITH 30-POINT SCORING FORMAT

No.	Player, Team vs. Opponent	Date
23	Liz Brewer, Concordia (Ill.) vs. Mt. Senario	Sept. 8, 2001
22	Annie Uecker, Martin Luther vs. Mt. Senario	Sept. 29, 2001
21	Lauren Boyd, Gettysburg vs. Widener	Sept. 19, 2002
21	Jackie Horton, Martin Luther vs. Mt. Senario	Sept. 29, 2001
19	Lauren Rudolph, Wash. & Lee vs. Sweet Briar	Oct. 20, 2004



Karla Maisto served all 15 points in a fifth game to lead Rutgers-Camden to a 3-2 win over Immaculata in 2005. In the match, she recorded 19 service aces, the Division III record in a five-game match.

No.	Player, Team vs. Opponent	Date
19	Amy Mok, MIT vs. Babson	Oct. 27, 2001
16	Jessica Custer, Cazenovia vs. Utica/Rome	Oct. 6, 2004
16	Amanda Guralski, St. Thomas (Minn.) vs. St. Mary's (Minn.)	Sept. 10, 2001
* 15	Karla Maisto, Rutgers-Camden vs. Immaculata	Oct. 20, 2005
13	Kimberly Myers, Notre Dame (Md.) vs. Trinity (D.C.)	Sept. 13, 2005

** in a 15-0 fifth game*

Defense

DIGS, THREE-GAME MATCH

No.	Player, Team vs. Opponent	Date
42	Mia Viola, North Central (Ill.) vs. Benedictine (Ill.)	Oct. 20, 2000
41	Kari Bailey-Shimmin, Monmouth (Ill.) vs. Ill. Wesleyan	Sept. 29, 1994
40	Emilie Schmid, Wittenberg vs. Trinity (D.C.)	Sept. 17, 2004
38	Emilie Schmid, Wittenberg vs. Denison	Nov. 5, 2004
37	Colleen Arthur, DeSales vs. Wm. Paterson	Oct. 9, 2004
36	Emilie Schmid, Wittenberg vs. Alma	Nov. 12, 2004
34	Joanna Miedziewicz, New Jersey City vs. Newbury	Nov. 6, 2004
33	Karlee Kanuckel, Ohio Northern vs. Denison	Oct. 6, 2005
33	Karlee Kanuckel, Ohio Northern vs. Mount Union	Nov. 5, 2004
33	Karlee Kanuckel, Ohio Northern vs. Muskingum	Oct. 16, 2004
33	May Lin Kessenich, Macalester vs. St. Scholastica	Sept. 11, 2004
32	Marie Zumberger, Capital vs. Muskingum	Oct. 4, 2005
32	Karlee Kanuckel, Ohio Northern vs. John Carroll	Oct. 23, 2004
32	Kayla Smith, Bethel (Minn.) vs. Concordia-M'head	Oct. 5, 2004
32	April Lee, Pacific Lutheran vs. George Fox	Oct. 10, 2003
31	Jess Radocay, St. Norbert vs. Wis.-La Crosse	Nov. 11, 2004
31	Susi Riegel, Webster vs. Principia	Nov. 6, 2004
31	Lauren Zwach, St. Benedict vs. Concordia-M'head	Oct. 25, 2004
31	Maggie Caramanico, Widener vs. Villa Julie	Oct. 1, 2004
31	Maggie Caramanico, Widener vs. Penn St.-Behrend	Sept. 18, 2004
31	Melissa Pablos, New Jersey City vs. John Jay	Sept. 25, 2003

DIGS, FOUR-GAME MATCH

No.	Player, Team vs. Opponent	Date
55	Lauren Mazurkiewicz, Montclair St. vs. Vassar	Sept. 12, 1997
54	Jenny Boerger, Thomas More vs. Ohio Northern	Nov. 12, 1993
50	Carrie Ressler, Concordia (Ill.) vs. Concordia (Wis.)	Oct. 20, 2004
50	Belgica Santana, New Paltz St. vs. Potsdam St.	Sept. 25, 1998
49	Michaeline Whetstone, Fredonia St. vs. Buffalo St.	Sept. 6, 1997
47	Lindsey Van Tol, Wheaton (Mass.) vs. Colby	Sept. 27, 1997
45	Susi Riegel, Webster vs. Fontbonne	Nov. 6, 2004
44	Karlee Kanuckel, Ohio Northern vs. Central (Iowa)	Sept. 10, 2004
44	Becky Herman, Skidmore vs. St. Rose	Sept. 18, 2002
43	Megan Kosel, Pacific Lutheran vs. La Verne	Nov. 12, 2004
43	Rachae' Bell, Redlands vs. Cal Lutheran	Oct. 26, 2004
43	Corri Pfister, Lynchburg vs. Roanoke	Sept. 4, 2004
42	Marie Zumberger, Capital vs. Muskingum	Nov. 1, 2005
42	Jenn Terrian, Redlands vs. Chapman	Sept. 24, 2004
42	Amy Bender, Monmouth (Ill.) vs. St. Norbert	Sept. 27, 2003
41	Karlee Kanuckel, Ohio Northern vs. Calvin	Sept. 17, 2005
40	Jill Howard, Hiram vs. Heidelberg	Sept. 2, 2005
40	Shana Eigen, Johnson & Wales (R.I.) vs. Rivier	Nov. 9, 2002
39	Karlee Kanuckel, Ohio Northern vs. Carnegie Mellon	Sept. 3, 2005
39	Becky Herman, Skidmore vs. Hartwick	Sept. 18, 2004
39	Brittany Cerne, Denison vs. Spalding	Sept. 11, 2004
39	Katie Campbell, Skidmore vs. Union (N.Y.)	Oct. 20, 2001

DIGS, FIVE-GAME MATCH

No.	Player, Team vs. Opponent	Date
62	Eva Kwan, Stevens Institute vs. St. Elizabeth	Sept. 18, 1999
60	Betsy Anderson, St. Olaf vs. St. Benedict	Nov. 5, 1994
54	Becky Herman, Skidmore vs. Williams	Oct. 15, 2003
54	Tori Fowler, Wis.-Platteville vs. Colorado Col.	Oct. 13, 1990
53	Laura Nelson, Guilford vs. East. Mennonite	Oct. 8, 1996
51	Jennifer Tibbie, Monmouth (Ill.) vs. Cornell College	Oct. 18, 1994
50	Hannah Kanuckel, Ohio Northern vs. Capital	Sept. 29, 2004
50	Jenn Terrian, Redlands vs. Pomona-Pitzer	Sept. 14, 2004
50	Leslie Areman, Hartwick vs. Plattsburgh St.	Oct. 1, 1999
50	Shawna Parkinson, Chapman vs. Cal St. Dom. Hills	Oct. 11, 1996
50	Karen Levi, Goucher vs. York (Pa.)	Sept. 9, 1994
49	Ali Drushal, Wooster vs. Baldwin-Wallace	Oct. 29, 2005
49	Jill Crouse-Wolf, York (Pa.) vs. Elmira	Oct. 23, 1999
49	Angela Yost, Tufts vs. Amherst	Oct. 12, 1997
48	Jenny Stephenson, Neb. Wesleyan vs. Wis.-River Falls	Oct. 10, 2003
48	Mary Ann Colestro, Pitt.-Bradford vs. Penn St.-Altoona	Oct. 11, 1999
47	Karlee Kanuckel, Ohio Northern vs. Central (Iowa)	Sept. 10, 2005
47	Becky Herman, Skidmore vs. Fredonia St.	Sept. 17, 2004
47	Casey Spree, Simpson vs. Fontbonne	Oct. 23, 2001
47	Veronica Mulholland, Plymouth St. vs. Bowdoin	Sept. 24, 1999

No.	Player, Team vs. Opponent	Date
47	Marnie Blau, Wis.-Eau Claire vs. Concordia-M'head.....	Oct. 17, 1997
47	Amy Shores, Guilford vs. East. Mennonite.....	Oct. 8, 1996

SEASON RECORDS

Attack

KILLS (1981-2000)

Player, Team	Year	Games	Kills
Ronda Jo Miller, Gallaudet.....	1999	146	1,038
Christa Downey, Nazareth.....	2000	138	936
Ronda Jo Miller, Gallaudet.....	1997	139	896
Ronda Jo Miller, Gallaudet.....	1998	137	865
Kim Woodring, Wittenberg.....	1996	146	821
Adamilka Gil, New Paltz St.....	1996	144	816
Dawn Reinhardt, Wittenberg.....	1996	155	789
Ronda Jo Miller, Gallaudet.....	1996	161	780
Brenda LaFlamme, Averett.....	1997	147	765
Heidi Nichols, Ithaca.....	1996	150	760
Domini Lanzzone, Rutgers-Newark.....	1999	104	750
Brandy Workinger, Juniata.....	2000	150	739
Brittany Warfield, New York U.....	2000	121	733
Chris Cullinane, Thomas More.....	1994	156	705
Shannon Rexrode, Frostburg St.....	1999	139	702
Loretta Zahn, Kean.....	1995	124	695
Adamilka Gil, New Paltz St.....	1996	125	686
Kim Woodring, Wittenberg.....	1995	133	684
Belgica Santana, New Paltz St.....	1999	142	679
Belgica Santana, New Paltz St.....	1997	142	675

KILLS WITH 30-POINT SCORING FORMAT (2001-PRESENT)

Player, Team	Year	Games	Kills
Christa Downey, Nazareth.....	2002	136	1,065
Christa Downey, Nazareth.....	2001	132	983
Sarah Mosher, Rockford.....	2003	115	924
Lizzelle Cintron, New Jersey City.....	2004	121	831
Katie Campbell, Skidmore.....	2002	146	817
Sarah Mosher, Rockford.....	2002	108	780
Mary Welk, Dominican (Ill.).....	2003	137	777
Darryl Manzer, Skidmore.....	2005	144	733
Emily Verbridge, Rochester Inst.....	2001	142	730
Monica Polka, Buffalo St.....	2001	139	729
Erja Vettenranta, CCNY.....	2002	94	726
Katie Reynolds, St. Thomas (Minn.).....	2002	124	715
Lauren Barnes, Gordon.....	2003	105	713
Jamie Walters, Benedictine (Ill.).....	2002	152	698

Player, Team	Year	Games	Kills
Lauren Schmidt, Carnegie Mellon.....	2002	136	693
Sarah Mosher, Rockford.....	2001	105	693
Kate Barth, Geneseo St.....	2004	138	677
Monica McDonald, Wittenberg.....	2002	144	668
Susan Johnson, Rochester.....	2003	149	664
Katie Carrier, St. Norbert.....	2001	121	662

KILLS PER GAME (1981-2000)

Player, Team	Year	Games	Kills	Avg.
Domini Lanzzone, Rutgers-Newark.....	1999	104	750	7.21
Ronda Jo Miller, Gallaudet.....	1999	146	*1,038	7.11
Christa Downey, Nazareth.....	2000	138	936	6.78
Ronda Jo Miller, Gallaudet.....	1997	139	896	6.45
Ronda Jo Miller, Gallaudet.....	1998	137	865	6.31
Brittany Warfield, New York U.....	2000	121	733	6.06
Adamilka Gil, New Paltz St.....	1996	141	816	5.79
Joanne Nielsen, Pomona-Pitzer.....	1990	94	540	5.74
Kim Woodring, Wittenberg.....	1996	146	821	5.62
Loretta Zahn, Kean.....	1995	124	695	5.60
Adamilka Gil, New Paltz St.....	1996	125	686	5.49
Mandie Armstrong, Edgewood.....	1998	118	644	5.46
Becky Toms, York (Pa.).....	1994	119	633	5.32
Amie Schroeder, Luther.....	1995	103	539	5.23
Kim Woodring, Wittenberg.....	1997	122	637	5.22
Brenda LaFlamme, Averett.....	1997	147	765	5.20
Dawn Reinhardt, Wittenberg.....	1998	125	647	5.18
Kim Woodring, Wittenberg.....	1995	133	684	5.14
Stacey Mullally, John Carroll.....	1994	91	468	5.14
Angela Muenkel, Wis.-La Crosse.....	1999	115	591	5.14

*Record.

KILLS PER GAME WITH 30-POINT SCORING FORMAT (2001-PRESENT)

Player, Team	Year	Games	Kills	Avg.
Sarah Mosher, Rockford.....	2003	115	924	8.03
Christa Downey, Nazareth.....	2002	136	*1,065	7.83
Erja Vettenranta, CCNY.....	2002	94	726	7.72
Christa Downey, Nazareth.....	2001	132	983	7.45
Sarah Mosher, Rockford.....	2002	108	780	7.22
Brooke Richardson, Menlo.....	2001	72	499	6.93
Lizzelle Cintron, New Jersey City.....	2004	121	831	6.87
Lauren Barnes, Gordon.....	2003	105	713	6.79
Sarah Mosher, Rockford.....	2001	105	693	6.60
Danielle Miller, Rockford.....	2004	102	614	6.02
Katie Reynolds, St. Thomas (Minn.).....	2002	124	715	5.77
Mary Welk, Dominican (Ill.).....	2003	137	777	5.67
Katie Campbell, Skidmore.....	2002	146	817	5.60
Katie Johann, Coast Guard.....	2002	113	632	5.59
Lindsey Eshelman, Adrian.....	2005	100	556	5.56
Brianna Beckham, Sweet Briar.....	2001	92	510	5.54
Erja Vettenranta, CCNY.....	2004	101	559	5.53
Lauren Barnes, Gordon.....	2002	113	622	5.50
Alicia Boscarello, Elmira.....	2002	110	603	5.48
Katie Carrier, St. Norbert.....	2001	121	662	5.47

*Record.

TOTAL ATTEMPTS (1981-2000)

Player, Team	Year	Games	TA
Stephanie George, Wheaton (Ill.).....	1998	161	1,962
Domini Lanzzone, Rutgers-Newark.....	1999	104	1,922
Christa Downey, Nazareth.....	2000	138	1,906
Rachel Haworth, Wheaton (Ill.).....	1992	143	1,893
Ronda Jo Miller, Gallaudet.....	1998	137	1,860
Chris Cullinane, Thomas More.....	1994	156	1,849
Jenna Ross, Wheaton (Ill.).....	1998	164	1,821
Ronda Jo Miller, Gallaudet.....	1999	146	1,801
Ronda Jo Miller, Gallaudet.....	1996	161	1,797
Neva Metcalf, Wheaton (Mass.).....	1998	145	1,765
Christina Renner, Neb. Wesleyan.....	1998	132	1,763
Jaime Salay, Denison.....	1997	115	1,760
Adamilka Gil, New Paltz St.....	1996	144	1,735
Kathleen Kepley, Wheaton (Ill.).....	1995	154	1,679
Chandra Barks, Anderson (Ind.).....	1997	126	1,671
Ronda Jo Miller, Gallaudet.....	1997	139	1,659
Brittany Warfield, New York U.....	2000	121	1,639
Stephanie Rawlings, Denison.....	1998	118	1,635
Angela Muenkel, Wis.-La Crosse.....	1998	138	1,619
Katie Carrier, St. Norbert.....	1999	145	1,603
Brandy Workinger, Juniata.....	2000	150	1,563
Molloy McCoy, Allegheny.....	1997	137	1,561
Suzu Baker, Wheaton (Ill.).....	1996	159	1,560
Carrie Zeller, Juniata.....	1998	140	1,545



Ohio Northern's Erika Roof finished her career ranked third in Division III with 6,407 assists and is ranked second with 13.18 assists per game, while playing in 486 games from 2002-05. She also is among the leaders in assists in a three-game match, posting 51 assists once and three times reaching the 50-assist mark.

TOTAL ATTEMPTS WITH 30-POINT SCORING FORMAT (2001-PRESENT)

Player, Team	Year	Games	TA
Sarah Mosher, Rockford.....	2003	115	2,095
Christa Downey, Nazareth.....	2002	136	2,081
Katie Campbell, Skidmore.....	2002	146	2,060
Christa Downey, Nazareth.....	2001	132	1,948
Neva Metcalf, Wheaton (Mass.).....	2003	145	1,765
Sarah Mosher, Rockford.....	2002	108	1,619
Erin Black, Skidmore.....	2002	145	1,602
Kathy Tschampel, Skidmore.....	2001	131	1,530
Hannah Kanuckel, Ohio Northern.....	2003	128	1,523
Lizzelle Cintron, New Jersey City.....	2004	121	1,501
Sarah Mosher, Rockford.....	2001	105	1,496
Lindsay Sheppard, Chris. Newport.....	2001	119	1,488
Sarah Ahrens, Neb. Wesleyan.....	2004	101	1,458
Krystle Brune, Wis.-River Falls.....	2003	142	1,456
Katie Carrier, St. Norbert.....	2001	119	1,456
Laura Wagner, Wis.-La Crosse.....	2004	127	1,453
Katie Reynolds, St. Thomas (Minn.).....	2002	124	1,436
Kelly Landry, Plymouth St.....	2004	137	1,433
Jennifer Gardikas, New York U.....	2005	150	1,422
Molly Pendergrass, Monmouth (Ill.).....	2003	132	1,419
Melissa Jones, Monmouth (Ill.).....	2002	127	1,412
Brooke Viegut, Wis.-Stout.....	2004	108	1,397
Hannah Kanuckel, Ohio Northern.....	2002	113	1,393

TOTAL ATTEMPTS PER GAME (1981-2000)

Player, Team	Year	Games	TA	Avg.
Domini Lanzone, Rutgers-Newark.....	1999	104	1,922	18.48
Jaime Salay, Denison.....	1997	115	1,760	15.30
Sara Hammond, Colby-Sawyer.....	2000	96	1,331	13.86
Stephanie Rawlings, Denison.....	1998	118	1,635	13.86
Christa Downey, Nazareth.....	2000	138	1,906	13.81
Ronda Jo Miller, Gallaudet.....	1998	137	1,860	13.58
Brittany Warfield, New York U.....	2000	121	1,639	13.55
Joanne Nielsen, Pomona-Pitzer.....	1990	94	1,256	13.36
Christina Renner, Neb. Wesleyan.....	1998	132	1,763	13.36
Chandra Barkes, Anderson (Ind.).....	1997	126	1,671	13.26
Rachel Haworth, Wheaton (Ill.).....	1992	143	1,893	13.24
Stephanie Rawlings, Denison.....	1997	116	1,508	13.00
Janie Hodgkinson, DePauw.....	1998	122	1,532	12.56
Shawna Parkinson, Chapman.....	1994	101	1,256	12.44
Angela Meyers, St. Mary's (Ind.).....	2000	104	1,293	12.43
Angela Muenkel, Wis.-La Crosse.....	1999	115	1,421	12.36
Ronda Jo Miller, Gallaudet.....	1999	146	1,801	12.34
Adamilka Gil, New Paltz St.....	1996	144	1,735	12.30
Stephanie George, Wheaton (Ill.).....	1998	161	*1,962	12.19
Lauren Buyyounouski, Muhlenberg.....	1996	94	1,145	12.18

*Record.



Wittenberg's Sarah Yuskewich holds the Division III record for most assists in a season, with 2,125, set in 2002 in 143 games. Her per-game average of 14.86 that year ranks third in Division III in a season. From 2001-04, she recorded 6,151 assists, averaging 12.78 per game, both of which rank among the top 10 historically in this division.

TOTAL ATTEMPTS PER GAME WITH 30-POINT SCORING FORMAT (2001-PRESENT)

Player, Team	Year	Games	TA	Avg.
Sarah Mosher, Rockford.....	2003	115	*2,095	18.22
Christa Downey, Nazareth.....	2002	136	2,081	15.30
Sarah Mosher, Rockford.....	2002	108	1,619	14.99
Christa Downey, Nazareth.....	2001	132	1,948	14.75
Sarah Ahrens, Neb. Wesleyan.....	2004	101	1,458	14.44
Sarah Mosher, Rockford.....	2001	105	1,496	14.25
Brooke Richardson, Menlo.....	2001	72	1,017	14.13
Katie Campbell, Skidmore.....	2002	146	2,060	14.11
Julie Gorchowski, Rutgers-Camden.....	2005	66	893	13.53
Brooke Viegut, Wis.-Stout.....	2004	108	1,397	12.94
Erja Vettenranta, CCNY.....	2004	101	1,303	12.90
Erja Vettenranta, CCNY.....	2002	94	1,193	12.69
Lindsay Sheppard, Chris. Newport.....	2001	119	1,488	12.50
Hannah Kanuckel, Ohio Northern.....	2002	113	1,393	12.33
Katie Carrier, St. Norbert.....	2001	119	1,456	12.23
Emily Miller, Johns Hopkins.....	2001	109	1,306	11.98
Hannah Kanuckel, Ohio Northern.....	2003	128	1,523	11.90
Erin Black, Skidmore.....	2003	109	1,283	11.77
Kathy Tschampel, Skidmore.....	2001	131	1,530	11.68

*Record.

HITTING PERCENTAGE (1981-2000)

(Minimum 3 attempts/game through 1999 season; minimum 4 attempts/game in 2000)

Player, Team	Year	Games	K-E/TA	Pct.
Amy Albers, Washington-St. Louis.....	1994	134	600-83/938	.551
Amy Albers, Washington-St. Louis.....	1993	140	596-65/983	.540
Karen Lorton, St. Mary's (Ind.).....	1992	89	443-46/776	.512
Lisa Becker, Washington-St. Louis.....	1992	112	360-65/581	.508
Jennifer Martz, Washington-St. Louis.....	1997	140	613-108/1,021	.495
Sara Stewart, Ohio Northern.....	1990	111	519-94/864	.492
Brenda LaFlamme, Averett.....	1997	147	765-167/1,235	.484
Jacquelyn Flanagan, Alvernia.....	1995	53	102-23/164	.482
Amy Albers, Washington-St. Louis.....	1992	117	395-65/687	.480
Michelle Forney, Lycoming.....	1995	108	317-60/542	.474
Catherine Schott, Gettysburg.....	1997	126	527-90/922	.474
Kate Maffei, Rhodes.....	1994	141	462-94/780	.472
Christina Southward, Wis.-Oshkosh.....	2000	134	305-47/547	.472
Amy Cayemberg, Wis.-Oshkosh.....	1991	156	651-87/1,207	.467
Christa Hannis, DeSales.....	1996	137	560-84/1,024	.465
Annette Nolen, Averett.....	2000	145	335-58/596	.465
Christina Southward, Wis.-Oshkosh.....	1999	123	245-47/427	.464
Shannon Rexrode, Frostburg St.....	1996	119	271-51/478	.460
Katie Gielow, Washington-St. Louis.....	2000	130	562-122/969	.454
Shelley Swan, Washington-St. Louis.....	1995	145	584-117/1,035	.451

HITTING PERCENTAGE WITH 30-POINT SCORING FORMAT (2001-PRESENT)

(Minimum 4 attempts per game)

Player, Team	Year	Games	K-E/TA	Pct.
Erja Vettenranta, CCNY.....	2002	94	726-133/1,193	.497
Mo Coverdale, Cal Lutheran.....	2005	62	312-50/532	.492
Anne Woodsum, Husson.....	2005	101	386-66/663	.483
Kindra Lewis, Alvernia.....	2002	121	397-49/722	.482
Courtney Peters, Averett.....	2005	114	416-85/687	.482
Jess Dobrowolski, St. Joseph (Conn.).....	2004	85	262-74/393	.478
Michelle Oros, Marywood.....	2002	90	217-45/362	.475
Stephanie Kines, Juniata.....	2004	116	434-81/746	.473
Katie Smith, Greensboro.....	2005	122	550-134/888	.468
Beth Waltrich, Neumann.....	2001	100	416-66/749	.467
Janice Mars, Keuka.....	2005	72	206-38/361	.465
Anne Benham, Sweet Briar.....	2001	92	385-121/568	.465
Traci Stoner, Allegheny.....	2005	115	238-22/466	.464
Lauren Haney, Rowan.....	2003	85	234-31/441	.460
Misti White, Southwestern (Tex.).....	2005	130	581-89/1,071	.459
Eliza Allen, Wesleyan (Conn.).....	2002	115	551-118/964	.449
Erin Moore, Averett.....	2003	129	313-49/590	.447
Joyia Chadwick, Williams.....	2002	144	555-109/1,000	.446
Krystal Hermes, Bridgewater (Va.).....	2003	109	375-48/734	.446
Sarah Nobble, Franklin.....	2001	104	286-24/592	.443
Courtney Peters, Averett.....	2003	125	411-95/719	.439
Jennifer Nunley, Averett.....	2001	121	340-68/623	.437
Emily Beckwith, Illinois Col.....	2003	129	533-101/992	.435
Tricia Jones, Nazareth.....	2003	141	602-121/1,108	.434
Lauree Dermeyer, Adrian.....	2003	105	536-109/984	.434

Setting

ASSISTS (1981-2000)

Player, Team	Year	Games	A
Shelli Habegger, Wittenberg.....	2000	144	2,081
Ushi Patel, Rochester Inst.	1999	148	1,924
Colleen Carver, Juniata.....	1998	149	1,887
Amy Ward, Wis.-Oshkosh.....	1994	168	1,878
Paige Boehlke, Col. of Charleston.....	1991	183	1,875
Ushi Patel, Rochester Inst.	1997	147	1,857
Christina Southward, Wis.-Oshkosh.....	2000	134	1,846
Courtney Lee, Skidmore.....	1999	154	1,772
Sarah Putaro, Carnegie Mellon.....	1999	140	1,771
Beth Nowicki, Thomas More.....	1995	154	1,770
Kris Witchey, Juniata.....	1988	135	1,756
Michelle Beardsley, Wis.-Oshkosh.....	1997	138	1,755
Beth Nowicki, Wittenberg.....	1996	146	1,738
Amy Ward, Wis.-Oshkosh.....	1996	151	1,733
Ushi Patel, Rochester Inst.	1998	144	1,731
Colleen Carver, Juniata.....	1999	140	1,730
Heather Blough, Juniata.....	1994	129	1,717
Nicole Evans, Gettysburg.....	1998	136	1,708
Holly Olson, Wis.-River Falls.....	1998	140	1,707
Beth Hoppel, Juniata.....	1987	150	1,707
Kristen Vejsicky, Muskingum.....	1999	147	1,699

ASSISTS WITH 30-POINT SCORING FORMAT (2001-PRESENT)

Player, Team	Year	Games	A
Sarah Yuskewich, Wittenberg.....	2002	143	2,125
Kathleen Clifford, Benedictine (Ill.).....	2001	156	1,967
Katie Zondervan, Calvin.....	2005	137	1,840
Kathleen Clifford, Benedictine (Ill.).....	2002	152	1,840
Erika Roof, Ohio Northern.....	2003	132	1,772
Courtney Lambert, Skidmore.....	2002	146	1,738
Molly Mittendorf, Mt. St. Joseph.....	2004	135	1,735
Amber Jenks, Concordia (Ill.).....	2002	141	1,727
Abbie Mueller, Wis.-Whitewater.....	2005	139	1,723
Ashley Fischer, Wis.-Oshkosh.....	2005	140	1,721
Michelle Stanislawski, Wis.-Whitewater.....	2003	135	1,704
Carli Dale, Juniata.....	2004	126	1,702
Ashley Fischer, Wis.-Oshkosh.....	2003	138	1,702
Ashley Mogan, Nazareth.....	2002	134	1,673
Kim Wooster, Lakeland.....	2002	112	1,666
Kim Wooster, Lakeland.....	2003	117	1,656
Brea Carlock, Carnegie Mellon.....	2004	118	1,646
Rebecca Rotello, Washington-St. Louis.....	2002	141	1,644
Christine Gladysz, Wash. & Lee.....	2003	124	1,642
Tanya Foldy, Wis.-La Crosse.....	2003	140	1,641

ASSISTS PER GAME (1981-2000)

(Minimum 1,200 assists)

Player, Team	Year	Games	A	Avg.
Shelli Habegger, Wittenberg.....	2000	144	*2,081	14.45
Amanda Gordon, Baldwin-Wallace.....	2000	113	1,583	14.01
Christina Southward, Wis.-Oshkosh.....	2000	134	1,846	13.78
Heather Blough, Juniata.....	1994	129	1,717	13.31
Beth Nowicki, Wittenberg.....	1997	124	1,647	13.28
Cori Kerkman, Neb. Wesleyan.....	1999	97	1,284	13.24
Kris Witchey, Juniata.....	1988	135	1,756	13.01
Ushi Patel, Rochester Inst.	1999	148	1,924	13.00
Heather Blough, Juniata.....	1993	131	1,695	12.94
Michelle Beardsley, Wis.-Oshkosh.....	1997	138	1,755	12.72
Colleen Carver, Juniata.....	1998	149	1,887	12.66
Sarah Putaro, Carnegie Mellon.....	1999	140	1,771	12.65
Ushi Patel, Rochester Inst.	1997	147	1,857	12.63
Brandi Stover, Ohio Northern.....	1999	115	1,452	12.63
Jesse Woods, Juniata.....	2000	129	1,628	12.62
Erika Lilley, Macalester.....	2000	110	1,388	12.62
Brandi Stover, Ohio Northern.....	2000	127	1,602	12.61
Nicole Evans, Gettysburg.....	1998	136	1,708	12.56

*Record.

ASSISTS PER GAME WITH 30-POINT SCORING FORMAT (2001-PRESENT)

(Minimum 1,200 assists)

Player, Team	Year	Games	A	Avg.
Erin Heger, Wis.-Stout.....	2004	106	1,600	15.09
Kim Wooster, Lakeland.....	2002	112	1,666	14.88
Sarah Yuskewich, Wittenberg.....	2002	143	*2,125	14.86
Jane Gibbs, St. Thomas (Minn.).....	2002	107	1,567	14.64
Jane Gibbs, St. Thomas (Minn.).....	2001	96	1,371	14.28
Sarah Yuskewich, Wittenberg.....	2004	109	1,547	14.19
Kim Wooster, Lakeland.....	2003	117	1,656	14.15
Brea Carlock, Carnegie Mellon.....	2004	118	1,646	13.95
Erica Roof, Ohio Northern.....	2002	114	1,579	13.85
Laura Tucker, Calvin.....	2002	102	1,412	13.84
Carli Dale, Juniata.....	2003	110	1,504	13.67
Lindsey Baker, Alma.....	2004	116	1,573	13.56
Katie Zondervan, Calvin.....	2004	109	1,477	13.55
Carli Dale, Juniata.....	2004	126	1,702	13.51
Megan Taylor, Hiram.....	2005	112	1,511	13.49
Veronica Stephens, Austin.....	2005	110	1,481	13.46
Katie Zondervan, Calvin.....	2005	137	1,840	13.43
Erika Roof, Ohio Northern.....	2003	132	1,772	13.42
Katie Snyder, Mount Union.....	2002	120	1,604	13.37
Christine Gladysz, Wash. & Lee.....	2003	124	1,642	13.24

*Record.

Service

SERVICE ACES (1981-2000)

Player, Team	Year	Games	SA
Kate Maffei, Rhodes.....	1995	156	166
Courtney Lee, Skidmore.....	1999	154	160
Stephanie Crawford, Wash. & Jeff.	1996	102	159
Sue Stremming, Millikin.....	1983	105	151
Stephanie Crawford, Wash. & Jeff.	1995	88	150
Karen Sollenberger, Messiah.....	1999	116	148
Leslie Hartman, Rochester.....	1992	131	148
Claudia Tweardy, Juniata.....	1982	—	145
Kate Hagstrom, Bates.....	1998	125	144
Sheila Landa, New Jersey City.....	1997	114	144
Kate Maffei, Rhodes.....	1996	147	140
Geovanny Gomez, New Jersey City.....	1997	110	139
Anne Scott, Greensboro.....	1995	115	138
Corrie Sollenberger, Messiah.....	1997	120	136
Karen Sollenberger, Messiah.....	2000	114	135
Amanda Bowers, Regis (Mass.).....	1996	102	133
Shari Hartman, Elizabethtown.....	1986	140	133
Kim Rowland, Millikin.....	1995	129	131
Wendy Keplinger, Ohio Northern.....	1987	111	131
Kate Hagstrom, Bates.....	1999	129	130
Courtney Lee, Skidmore.....	1998	115	128
Allison Sidorsky, Roger Williams.....	1994	92	128
Lynn Mulkeen, Wheaton (Mass.).....	1997	156	127
Darcy Hall, Elizabethtown.....	1985	121	127



In 2004, Wisconsin-Stout's Erin Heger averaged 15.09 assists per game, racking up 1,600 assists in 106 games. This mark leads all Division III setters since 2001, when the scoring format of the game changed.

SERVICE ACES WITH 30-POINT SCORING FORMAT (2001-PRESENT)

Player, Team	Year	Games	SA
Jezel Rodriguez, Hunter	2002	157	193
Ashley Challinor, Newbury	2005	119	186
Ashley Challinor, Newbury	2004	109	170
Jezel Rodriguez, Hunter	2001	121	158
Mandy Dessert, Southern Me.	2003	102	153
Jennifer Hoyt, Old Westbury	2005	96	151
Karen Sollenberger, Messiah	2002	126	150
Angela Lavioe, Lasell	2004	115	144
Alexis Keeler, Wesleyan (Conn.)	2001	129	144
Katie Gwiazdowski, Notre Dame (Md.)	2002	120	136
Ashley Dixon, Misericordia	2002	113	133
Anne Woodsum, Husson	2004	100	132
Valerie Bryant, Russell Sage	2001	88	132
Lauren Fennessey, Bates	2001	127	130
Kimberly Zhu, Hunter	2005	120	129
Vicki Kajder, Allegheny	2003	142	129
Ashley Windisch, Notre Dame (Md.)	2002	120	128
Marcela Gomez, Rowan	2001	102	125
Kristal Brennan, Emmanuel (Mass.)	2003	109	124
Catherine Martinez, CCNY	2004	101	122
Erja Vettenranta, CCNY	2001	62	122
Janice Coppolino, Framingham St.	2001	99	122
Mandee Signor, Western New Eng.	2001	103	122

SERVICE ACES PER GAME (1981-2000)

Player, Team	Year	Games	SA	Avg.
Stephanie Crawford, Wash. & Jeff.	1995	88	150	1.70
Stephanie Crawford, Wash. & Jeff.	1996	102	159	1.56
Sue Stremming, Millikin	1983	105	151	1.44
Allison Sidorsky, Roger Williams	1994	92	128	1.39
Janet Spence, Marietta	1987	93	123	1.32
Amanda Bowers, Regis (Mass.)	1996	102	133	1.30
Andrea Peer, Merchant Marine	1997	86	112	1.30
Karen Sollenberger, Messiah	1999	116	148	1.28
Geovanny Gomez, New Jersey City	1997	110	139	1.26
Shelia Landa, New Jersey City	1997	114	144	1.26
Tracy Krupa, Misericordia	1994	84	106	1.26
Janet Spence, Marietta	1986	93	114	1.23
Jen Edwards, Stevens Institute	1994	58	71	1.22
Stephanie Crawford, Wash. & Jeff.	1997	103	125	1.21
Anne Scott, Greensboro	1995	115	138	1.20
Christine Crone, Centenary (N.J.)	1999	76	91	1.20
Jill Gastelu, Montclair St.	1997	75	89	1.19
Nasreen Kadivars, Emory	1987	65	77	1.18
Karen Sollenberger, Messiah	2000	114	135	1.18
Wendy Keplinger, Ohio Northern	1987	111	131	1.18
Jessica Stevens, Daniel Webster	1997	67	79	1.18
Nerida Fortes, Lehman	1998	102	119	1.17

SERVICE ACES PER GAME WITH 30-POINT SCORING FORMAT (2001-PRESENT)

Player, Team	Year	Games	SA	Avg.
Erja Vettenranta, CCNY	2001	62	122	1.97
Jamie Hoke, Mass. Maritime	2002	54	102	1.89
Erin Moseley, Daniel Webster	2005	61	100	1.64
Jasmin Ryan, Brooklyn	2002	55	89	1.62
Jennifer Hoyt, Old Westbury	2005	96	151	1.57
Ashley Challinor, Newbury	2005	119	186	1.56
Ashley Challinor, Newbury	2004	109	170	1.56
Megan Whitman, Rosemont	2003	66	102	1.55
Mariya Korobkova, Staten Island	2005	76	117	1.54
Erin Moseley, Daniel Webster	2004	62	93	1.50
Mandy Dessert, Southern Me.	2003	102	153	1.50
Valerie Bryant, Russell Sage	2001	88	132	1.50
Tara Monastero, Mt. St. Mary (N.Y.)	2002	53	79	1.49
Melissa Blodgett, Me.-Farmington	2003	72	105	1.46
Stephanie Adams, Mass.-Boston	2004	78	110	1.41
Catherine Martinez, CCNY	2001	62	87	1.40
Kathe Miller, Wilmington (Ohio)	2001	77	107	1.39
Sheryl Bawayan, York (N.Y.)	2001	41	55	1.34
Melissa Quiles, Staten Island	2001	50	67	1.34
Karla Maisto, Rutgers-Camden	2005	66	88	1.33

Defense

DIGS (1981-2000)

Player, Team	Year	Games	D
Jill Crouse-Wolf, York (Pa.)	1999	141	980
Mia Viola, North Central (Ill.)	2000	143	907
Cris Waterhouse, Catholic	1994	144	890
Rachel Haworth, Wheaton (Ill.)	1993	137	860
Carrie Zeller, Juniata	1998	140	841
Kim Woodring, Wittenberg	1996	146	835
Jenny Boerger, Thomas More	1993	160	833
Jill Crouse-Wolf, York (Pa.)	1997	139	815
Belgica Santana, New Paltz St.	1997	142	798
Sarah Hibsichman, Wheaton (Ill.)	1994	143	790
Mia Viola, North Central (Ill.)	1999	138	788
Adamilka Gil, New Paltz St.	1996	144	788
Christa Downey, Nazareth	2000	138	787
Bernadette Bryant, North Central (Ill.)	1996	135	761
Dyan Kovacs, Gallaudet	1995	123	758
Anna Howard, Wheaton (Ill.)	1996	158	752
Sarah Hamscher, Grove City	1995	116	744
Suzanne Baker, Wheaton (Ill.)	1996	159	741
Marnie Blau, Wis.-Eau Claire	1997	120	739
Jill Crouse-Wolf, York (Pa.)	1998	131	738

DIGS WITH 30-POINT SCORING FORMAT (2001-03)

Player, Team	Year	Games	D
Karen Tobias, Maryville (Tenn.)	2003	128	1,110
Laura Wiegele, Thomas More	2003	147	953
Mary Welk, Dominican (Ill.)	2003	137	951
Karen Tobias, Maryville (Tenn.)	2002	113	907
Karen Tobias, Maryville (Tenn.)	2001	129	901
Katie Crumley, Millikin	2003	142	884
Amanda Klufetos, North Park	2003	140	873
Erin Calteaux, Carthage	2003	133	869
Karlee Kanuckel, Ohio Northern	2003	134	869
Holly Johnson, Capital	2002	129	851
Becky Herman, Skidmore	2003	132	825
Emilie Schmid, Wittenberg	2003	111	814
Katie Vegter, Augustana (Ill.)	2003	137	811
Suann Adler, Edgewood	2003	132	794
Jen Cramer, Ithaca	2003	149	773

DIGS WITH 30-POINT GAMES/UNLIMITED LIBERO SUBSTITUTIONS (2004-PRESENT)

Player, Team	Year	Games	D
Emilie Schmid, Wittenberg	2004	121	1,056
Casey Tierney, Catholic	2004	139	1,042
Katie Crumley, Millikin	2004	151	1,007
Karen Tobias, Maryville (Tenn.)	2004	115	1,005
Karlee Kanuckel, Ohio Northern	2005	129	980
Kera Maure, Beloit	2004	139	980
Kera Maure, Beloit	2005	118	958
Sandra Nowicki, Dominican (Ill.)	2004	124	928
Regina Morrone, Elmhurst	2004	148	909
Laura Wiegele, Thomas More	2004	139	882
Shannon Young, Russell Sage	2004	126	878
Becky Herman, Skidmore	2004	130	872
Laura Wiegele, Thomas More	2005	126	862
Kim Stoll, Baldwin-Wallace	2004	125	859
Jessica Steadman, Benedictine (Ill.)	2004	135	855
Laura Telezyn, Rose-Hulman	2004	124	831
Natalie Ristow, St. Scholastica	2004	113	829
Amanda Swanstrom, Rhodes	2004	123	817

DIGS PER GAME (1981-2000) (Minimum 400 digs)

Player, Team	Year	Games	D	Avg.
Jill Crouse-Wolf, York (Pa.)	1999	141	*980	6.95
Lauren Mazurkiewicz, Montclair St.	1997	74	482	6.51
Sarah Hamscher, Grove City	1995	116	744	6.41
Mia Viola, North Central (Ill.)	2000	143	907	6.34
Sarah Stafford, Mass.-Boston	1999	89	560	6.29
Rachel Haworth, Wheaton (Ill.)	1993	137	860	6.28
Julie Goebel, Marietta	1989	97	608	6.27
Cris Waterhouse, Catholic	1994	144	890	6.18
Dyan Kovacs, Gallaudet	1995	123	758	6.16
Marnie Blau, Wis.-Eau Claire	1997	120	739	6.16
Jami Blackman, DePauw	1992	108	649	6.01
Carrie Zeller, Juniata	1998	140	841	6.01
Kari Bailey, Monmouth (Ill.)	1994	98	584	5.96

Player, Team	Year	Games	D	Avg.
Cathy Kretsch, Wis.-Superior.....	1989	107	633	5.92
Jill Crouse-Wolf, York (Pa.).....	1997	139	815	5.86
Christi Clay, Denison.....	1991	104	604	5.81
Kelly Sorenson, Willamette.....	2000	87	504	5.79
Veronica Mulholland, Plymouth St.	1999	115	666	5.79

*Record.

DIGS PER GAME WITH 30-POINT SCORING FORMAT (2001-03)
(Minimum 400 digs)

Player, Team	Year	Games	D	Avg.
Karen Tobias, Maryville (Tenn.).....	2003	128	*1,110	8.67
Amber Dirks, MacMurray.....	2001	75	617	8.23
Karen Tobias, Maryville (Tenn.).....	2002	113	907	8.03
Emilie Schmid, Wittenberg.....	2003	111	814	7.33
Erin Otto, Marywood.....	2001	78	562	7.21
Sarah Heger, Fontbonne.....	2003	87	621	7.14
Karen Tobias, Maryville (Tenn.).....	2001	129	901	6.98
Mary Welk, Dominican (Ill.).....	2003	137	951	6.94
Megan Whitman, Rosemont.....	2003	66	456	6.91
Molly Schrader, Ohio Northern.....	2002	110	730	6.64
Holly Johnson, Capital.....	2002	129	851	6.60
Erin Calteaux, Carthage.....	2003	133	869	6.53
Karlee Kanuckel, Ohio Northern.....	2003	134	869	6.49
Laura Wiegele, Thomas More.....	2003	147	953	6.48

*Record.

DIGS PER GAME WITH 30-POINT GAMES/UNLIMITED LIBERO SUBSTITUTIONS (2004-PRESENT)
(Minimum 400 digs)

Player, Team	Year	Games	D	Avg.
Karen Tobias, Maryville (Tenn.).....	2004	115	1,005	8.74
Emilie Schmid, Wittenberg.....	2004	121	*1,056	8.73
Rachae Bell, Redlands.....	2005	80	651	8.14
Kera Maure, Beloit.....	2005	118	958	8.12
Melissa Anghelone, Mt. St. Mary (N.Y.).....	2004	85	690	8.12
Maggie Caramanico, Widener.....	2005	92	721	7.84
Karlee Kanuckel, Ohio Northern.....	2005	129	980	7.60
Caitlin Krupka, Denison.....	2005	94	711	7.56
Casey Tierney, Catholic.....	2004	139	1,042	7.50
Sandra Nowicki, Dominican (Ill.).....	2004	124	928	7.48
Karlee Kanuckel, Ohio Northern.....	2004	106	784	7.40
Natalie Ristow, St. Scholastica.....	2004	113	829	7.34
Maggie Caramanico, Widener.....	2004	105	757	7.21
Kera Maure, Beloit.....	2004	139	980	7.05
Veronica Schneider, Willamette.....	2005	76	530	6.97
Shannon Young, Russell Sage.....	2004	126	878	6.97
Linsey Thompsen, Neb. Wesleyan.....	2005	97	673	6.94
Kimberly Ferris, Elmira.....	2004	103	711	6.90

Player, Team	Years	Games	D	Avg.
Kim Stoll, Baldwin-Wallace.....	2004	125	859	6.87
Becky Herman, Skidmore.....	2004	130	872	6.71

*Record.

CAREER RECORDS

Attack

KILLS

Player, Team	Years	Games	K
Ronda Jo Miller, Gallaudet.....	1996-99	583	3,579
Christa Downey, Nazareth.....	2000-02	406	2,984
Sarah Mosher, Rockford.....	2000-03	441	2,849
Dawn Reinhardt, Wittenberg.....	1995-98	529	2,458
Katie Carrier, St. Norbert.....	1998-01	500	2,296
Kathy Tschampel, Skidmore.....	1998-01	533	2,296
Catherine Schott, Gettysburg.....	1996-99	500	2,239
Lauren Schmidt, Carnegie Mellon.....	1999-02	501	2,233
Domini Lanzone, Rutgers-Newark.....	^1999-03	407	2,217
Janie Hodgkinson, DePauw.....	1998-01	480	2,214
Kim Woodring, Wittenberg.....	1995-97	401	2,142
Mary Welk, Dominican (Ill.).....	2000-03	537	2,131
Denise Cobb, Wis.-Whitewater.....	1990-93	550	2,103
Neva Metcalf, Wheaton (Mass.).....	1996-99	540	2,084
Jennifer Martz, Washington-St. Louis.....	1995-98	549	2,068
Nicole Trnka, St. Olaf.....	1998-01	471	2,041
Belgica Santana, New Paltz St.	1997-99	423	2,027
Nici Workman, Capital.....	2000-03	451	2,026
Lauree Dermeyer, Adrian.....	2001-04	436	2,025
Nicki Firestone, Juniata.....	1990-93	534	2,021
Shannon Rexrode, Frostburg St.	1996-99	516	2,019
Candace Wilson, Central (Iowa).....	1997-00	493	2,008
Jill Crouse-Wolf, York (Pa.).....	1996-99	536	2,002
Brenda LaFlamme, Averett.....	1994-97	510	2,000
Monica Polka, Buffalo St.	1999-02	517	1,981
Tracy Wilt, Rochester Inst.	1995-98	489	1,975
Christy Orndorff, Juniata.....	1991-94	477	1,962
Katie Campbell, Skidmore.....	1999-02	486	1,912
Emily Verbridge, Rochester Inst.	1998-01	441	1,907
Erja Vettenranta, CCNY.....	2001-04	453	1,906

^Received medical redshirt for 2000 season.


KILLS PER GAME (Minimum 1,000 kills)

Player, Team	Years	Games	K	Avg.
Christa Downey, Nazareth.....	2000-02	406	2,984	7.35
Sarah Mosher, Rockford.....	2000-03	441	2,849	6.46
Ronda Jo Miller, Gallaudet.....	1996-99	583	*3,579	6.14
Domini Lanzone, Rutgers-Newark.....	^1999-03	407	2,217	5.45
Belgica Santana, New Paltz St.	1997-99	423	2,027	4.79
Abbie Brown, Central (Iowa).....	1997-99	369	1,738	4.71
Robin Pearce, Rutgers-Newark.....	2001-03	289	1,347	4.66
Lauree Dermeyer, Adrian.....	2001-04	436	2,025	4.64
Janie Hodgkinson, DePauw.....	1998-01	480	2,214	4.61
Katie Carrier, St. Norbert.....	1998-01	500	2,296	4.59
Angela Muenkel, Wis.-La Crosse.....	1996-99	376	1,684	4.48
Catherine Schott, Gettysburg.....	1996-99	500	2,239	4.48
Lauren Schmidt, Carnegie Mellon.....	1999-02	501	2,233	4.46
Amy Cayemberg, Wis.-Oshkosh.....	1990-91	287	1,256	4.38
Emily Verbridge, Rochester Inst.	1998-01	441	1,907	4.32
Kathy Tschampel, Skidmore.....	1998-01	533	2,296	4.31
Erja Vettenranta, CCNY.....	2001-04	453	1,906	4.21
Katie Johann, Coast Guard.....	1999-02	417	1,747	4.19
Brooke Viegut, Wis.-Stout.....	2002-04	249	1,041	4.18
Susan Guldin, DePauw.....	1989-92	459	1,896	4.13
Christy Orndorff, Juniata.....	1991-94	477	1,962	4.11
Carrie Ritland, Bethel (Minn.).....	1996-99	445	1,825	4.10
Candace Wilson, Central (Iowa).....	1997-00	493	2,008	4.07
Amy Albers, Washington-St. Louis.....	1992-94	391	1,591	4.07
Betsy Sailhamer, MIT.....	1995-98	367	1,488	4.05

*Record. ^Received medical redshirt for 2000 season.

TOTAL ATTEMPTS

Player, Team	Years	Games	TA
Ronda Jo Miller, Gallaudet.....	1996-99	583	7,117
Sarah Mosher, Rockford.....	2000-03	441	6,246
Christa Downey, Nazareth.....	2000-02	406	5,935
Neva Metcalf, Wheaton (Mass.).....	1996-99	540	5,849



Abbie Brown, who played for Central (Iowa) from 1997-99, ranks sixth among all Division III hitters in career kills per game, at 4.71. She compiled a .389 career hitting percentage, and remains among the top 20 in that category.

Player, Team	Years	Games	TA
Stephanie George, Wheaton (Ill.)	1998-01	600	5,780
Jill Crouse-Wolf, York (Pa.)	1996-99	536	5,531
Domini Lanzone, Rutgers-Newark	1999-03	407	5,427
Katie Carrier, St. Norbert	1998-01	500	5,426
Janie Hodgkinson, DePauw	1998-01	480	5,337
Mary Welk, Dominican (Ill.)	2000-03	537	5,331
Hannah Kanuckel, Ohio Northern	2001-04	476	5,277
Jaime Salay, Denison	1994-97	455	5,192
Lauren Schmidt, Carnegie Mellon	1999-02	501	5,136
Kathy Tschampel, Skidmore	1998-01	533	5,094
Mia Viola, North Central (Ill.)	1997-00	538	4,939
Krystle Brune, Wis.-River Falls	2000-03	420	4,874
Denise Cobb, Wis.-Whitewater	1990-93	550	4,859
Amber Bradshaw, Chris. Newport	2002-05	499	4,805
Regan Pore, Baldwin-Wallace	1997-00	454	4,789
Kristin Judson, Alma	2001-04	457	4,756
Molly McCoy, Allegheny	1994-97	535	4,745
Carrie Zeller, Juniata	1996-99	524	4,645
Angie Wildish, Wis.-Whitewater	1999-02	482	4,640
Katie Campbell, Skidmore	1999-02	486	4,632
Kristy Aldous, Greensboro	1994-97	474	4,626

^Received medical redshirt for 2000 season.


ATTEMPTS PER GAME
(Minimum 2,500 attempts)

Player, Team	Years	Games	TA	Avg.
Christa Downey, Nazareth	2000-02	406	5,935	14.62
Sarah Mosher, Rockford	2000-03	441	6,246	14.16
Domini Lanzone, Rutgers-Newark	1999-03	407	5,427	13.33
Robin Pearce, Rutgers-Newark	2001-03	289	3,337	12.58
Ronda Jo Miller, Gallaudet	1996-99	583	*7,117	12.21
Shawna Parkinson, Chapman	1994-96	292	3,489	11.95
Krystle Brune, Wis.-River Falls	2000-03	420	4,874	11.60
Jaime Salay, Denison	1994-97	455	5,192	11.41
Dyan Kovacs, Gallaudet	1992-95	388	4,318	11.13
Janie Hodgkinson, DePauw	1998-01	480	5,337	11.12
Brooke Viegut, Wis.-Stout	2002-04	249	2,761	11.09
Hannah Kanuckel, Ohio Northern	2001-04	476	5,277	11.09
Angela Muenkel, Wis.-La Crosse	1996-99	376	4,112	10.94
Katie Johann, Coast Guard	1999-02	417	4,528	10.86
Katie Carrier, St. Norbert	1998-01	500	5,426	10.85
Neva Metcalf, Wheaton (Mass.)	1996-99	540	5,849	10.83
Belgica Santana, New Paltz St.	1997-99	423	4,570	10.80
Regan Pore, Baldwin-Wallace	1997-00	454	4,789	10.55
Kristin Judson, Alma	2001-04	457	4,756	10.41
Melissa Zwilling, Webster	1999-02	386	4,005	10.38
Jill Crouse-Wolf, York (Pa.)	1996-99	536	5,531	10.32
Lauren Schmidt, Carnegie Mellon	1999-02	501	5,136	10.25
Carrie Ritland, Bethel (Minn.)	1996-99	445	4,499	10.11
Susan Guldin, DePauw	1998-92	459	4,579	9.98
Chandra Barkes, Anderson (Ind.)	1995-98	448	4,467	9.97

*Record. ^Received medical redshirt for 2000 season.

HITTING PERCENTAGE
(Minimum 1,500 attempts)

Player, Team	Years	Games	K-E/TA	Pct.
Amy Albers, Washington-St. Louis	1992-94	391	1,591-213/2,598	.530
Jennifer Martz, Washington-St. Louis	1995-98	549	2,068-455/3,634	.444
Christina Southward, Wis.-Oshkosh	1998-01	508	1,081-215/1,988	.435
Catherine Schott, Gettysburg	1996-99	500	2,239-411/4,214	.434
Amy Cayenburg, Wis.-Oshkosh	1990-91	287	1,256-215/2,427	.429
Lisa Becker, Washington-St. Louis	1989-92	386	1,070-255/1,901	.429
Shelley Swan, Washington-St. Louis	1994-95	264	862-187/1,577	.428
Brenda LaFlamme, Averett	1994-97	510	2,000-476/3,564	.428
Kake Maffei, Rhodes	1994-97	558	1,875-445/3,368	.425
Katie Gielow, Washington-St. Louis	1997-00	418	1,508-351/2,769	.418
Lynn Haden, Averett	1990-93	387	1,378-249/2,707	.417
Susan Gaillard, Wash. & Lee	2002-05	456	1,506-378/2,805	.402
Samantha Chereb, Gettysburg	1989-92	474	1,685-394/3,223	.401
Candace Wilson, Central (Iowa)	1997-00	493	2,008-502/3,780	.398
Jessica Raymond, Ithaca	1999-02	520	1,558-324/3,127	.395
Erja Vettenranta, CCNY	2001-04	453	1,906-416/3,802	.390
Ronda Jo Miller, Gallaudet	1996-99	583	*3,579-805/*7,117	.389
Abbie Brown, Central (Iowa)	1997-99	369	1,738-407/3,423	.389
Christa Downey, Nazareth	2000-02	406	2,984-693/5,935	.386
Shannon Rexrode, Frostburg St.	1996-99	516	2,019-393/4,222	.385
Christa Hannis, DeSales	1993-96	442	1,617-374/3,278	.379
Kristi Kujak, Wis.-Oshkosh	1999-01	280	1,033-290/1,963	.379
Kate Hachadourian, Cortland St.	@1995-99	450	927-166/2,011	.378
Karen Lorton, St. Mary's (Ind.)	1989-92	339	1,243-246/2,657	.375
Megan Houck, Washington-St. Louis	2002-05	300	917-232/1,846	.371
Amanda Colby, Bates	1996-99	480	1,805-484/3,582	.369



Stephanie Kines (5) of Juniata blocks an attack by Washington-St. Louis' Megan Houck in the 2004 Division III national championship match. Kines finished with a .473 hitting percentage as a sophomore in 2004, and Houck, who played from 2002-05, is among the Division III leaders in career hitting percentage at .371.

Jerry Olson/NCAA Photos

Player, Team	Years	Games	K-E/TA	Pct.
Monica Draeger, Lakeland	2000-03	464	1,334-302/2,812	.367
Kristen High, Rhodes	1994-96	420	996-316/1,854	.367
Katie Quinn, Washington-St. Louis	2000-03	390	1,309-283/2,818	.364
Kamilah Alexander, MIT	1992-95	375	1,377-303/2,951	.364

*Record. @Received fifth year.

Setting

ASSISTS

Player, Team	Years	Games	A
Ushi Patel, Rochester Inst.	1996-99	572	7,008
Beth Nowicki, Thomas More/Wittenberg	1994-95/96-97	569	6,804
Erika Roof, Ohio Northern	2002-05	486	6,407
Carli Dale, Juniata	2001-04	479	6,385
Heather Blough, Juniata	1991-94	494	6,355
Sarah Yuskewich, Wittenberg	2001-04	481	6,151
Christina Southward, Wis.-Oshkosh	1998-01	508	6,122
Ashley Mogan, Nazareth	2000-03	522	5,939
Tanya Foldy, Wis.-La Crosse	2002-05	501	5,938
Angie Nielsen, Central (Iowa)	1998-01	501	5,828
Sarah Ballard, Rochester Inst.	2001-04	534	5,788
Courtney Lambert, Skidmore	2001-04	522	5,741
Brandi Stover, Ohio Northern	1998-01	475	5,726
Holly Olson, Wis.-River Falls	1997-00	483	5,646
Courtney Lee, Skidmore	1997-00	542	5,599
Kristy Dettman, Wis.-Whitewater	1999-02	455	5,541
Erin Meredith, Eastern	2002-05	474	5,506
Amy Ward, Wis.-Oshkosh	1993-96	592	5,470
Desiree Pratt, Trinity (Tex.)	1997-00	496	5,433
Megan Eklund, Wis.-La Crosse	1998-01	487	5,391
Tiffany Hamblin, Ill. Wesleyan	1999-02	524	5,307
Kate Hagstrom, Bates	1997-00	543	5,304
Kerri Holz, Marian (Wis.)	1997-00	505	5,301
Kari Rogne, St. Olaf	1992-95	499	5,275
Christine Gladysz, Wash. & Lee	2002-05	471	5,216

^Active player.

ASSISTS PER GAME
(Minimum 2,500 assists)

Player, Team	Years	Games	A	Avg.
Carli Dale, Juniata	2001-04	479	6,385	13.33
Erika Roof, Ohio Northern	2002-05	486	6,407	13.18
Heather Blough, Juniata	1991-94	494	6,355	12.86
Amy Bergvall, Carnegie Mellon	1999-02	330	4,226	12.80
Sarah Yuskewich, Wittenberg	2001-04	481	6,151	12.78
Ushi Patel, Rochester Inst.	1996-99	572	*7,008	12.25
Kristy Dettman, Wis.-Whitewater	1999-02	455	5,541	12.18
Brandi Stover, Ohio Northern	1998-01	475	5,726	12.05
Christina Southward, Wis.-Oshkosh	1998-01	508	6,122	12.05
Kristin Dettman, Wis.-Whitewater	1999-01	341	4,088	11.98
Beth Nowicki, Thomas More/Wittenberg	1994-95/96-97	569	6,804	11.96
Cori Kerkman, Neb. Wesleyan	1998-00	264	3,149	11.93
Lindsey Baker, Alma	2001-04	430	5,106	11.87
Tanya Foldy, Wis.-La Crosse	2002-05	501	5,938	11.85

Player, Team	Years	Games	A	Avg.
Jennifer Rebert, Juniata	1994-97	388	4,538	11.70
Holly Olson, Wis.-River Falls	1997-00	483	5,646	11.69
Angie Nielsen, Central (Iowa)	1998-01	501	5,828	11.63
Erin Meredith, Eastern	2002-05	474	5,506	11.61
Kim Arndt, Wis.-Eau Claire	1996-99	352	4,058	11.53
Kim Wooster, Lakeland	1998-02	416	4,768	11.46
Ashley Mogan, Nazareth	2000-03	522	5,939	11.38
Dana Van Zeeland, Wis.-Whitewater	1996-98	298	3,376	11.33
Amber Jenks, Concordia (Ill.)	2002-03	250	2,827	11.31
Kara Liefer, Washington-St. Louis	2002-05	401	4,522	11.28
Sarah Frantz, Lake Forest	1997-00	386	4,348	11.26

*Record.

Service

SERVICE ACES

Player, Team	Years	Games	SA
Jezel Rodriguez, Hunter	1999-02	526	550
Courtney Lee, Skidmore	1997-00	542	486
Kate Maffei, Rhodes	1994-97	558	471
Kate Hagstrom, Bates	1997-00	543	470
Darcy Hall, Elizabethtown	1985-88	501	423
Anne Scott, Greensboro	1994-97	464	406
Erin Meredith, Eastern	2002-05	474	400
Karen Sollenberger, Messiah	1998-00	329	386
Leslie Hartman, Rochester	1990-93	535	382
Erja Vettenranta, CCNY	2001-04	453	368
Michelle Kroeze, Wis.-La Crosse	1982-85	—	363
Nikki Gitlin, Washington-St. Louis	1992-95	450	362
Katie Gwiazdowski, Notre Dame (Md.)	2002-05	450	354
Sunny Hilliard, Oglethorpe	1996-99	521	351
Peggy Evans, Juniata	1981-84	—	351
Karen Gilbert, Gallaudet	1991-92/95-96	544	346
Kelly Humphry, Chicago	1993-96	—	343
Allissa Proshak, Wis.-Stout	1991-94	473	343
Neva Metcalf, Wheaton (Mass.)	1996-99	540	338
Allison Clark, Cortland St.	1998-01	587	337
Misti Williams, Bard	1993-96	379	334
Deborah Caesar, Hunter	1988-91	451	332
Catherine Martinez, CCNY	2001-04	313	331
Theresa Dwenger, Methodist	1999-02	422	329
AJ Peer, Merchant Marine	1997-00	392	329

SERVICE ACES PER GAME (Minimum 100 aces)

Player, Team	Years	Games	SA	Avg.
Geovanny Gomez, New Jersey City	1996-97	189	229	1.21
Jessica Stevens, Daniel Webster	1996-97	132	143	1.08
Catherine Martinez, CCNY	2001-04	313	331	1.06
Jezel Rodriguez, Hunter	1999-02	526	*550	1.05
Kelly Orser, Delaware Valley	1996-97	188	193	1.03
Yuka Ogawa, Notre Dame (Md.)	1995-97	250	237	.948
Ellen Sloan, WPI	1986-88	254	237	.933
Ashley Windsch, Notre Dame (Md.)	2002-04	337	308	.914
Laura Piepher, DeSales	2000-03	349	315	.903
Courtney Lee, Skidmore	1997-00	542	486	.897
Misti Williams, Bard	1993-96	379	334	.881
Anne Scott, Greensboro	1994-97	464	406	.875
Kate Hagstrom, Bates	1997-00	543	470	.866
Nicole Smith, Eureka	1994-97	257	220	.856
Kristen French, Daniel Webster	1999-02	145	124	.855
Darcy Hall, Elizabethtown	1985-88	501	423	.844
Kate Maffei, Rhodes	1994-97	558	471	.844
Erin Meredith, Eastern	2002-05	474	400	.843
Lynette Rodriguez, Hunter	1991-93	356	299	.840
AJ Peer, Merchant Marine	1997-00	392	329	.839
Dyan Kovacs, Gallaudet	1992-95	388	320	.825
Kim Jones, Southwestern (Tex.)	1994-95	221	182	.824
Erja Vettenranta, CCNY	2001-04	453	368	.812
Nikki Gitlin, Washington-St. Louis	1992-95	450	362	.804
Kristin Anderson, Colby-Sawyer	1996-99	384	308	.802

*Record.

Defense

DIGS

Player, Team	Years	Games	D
Karen Tobias, Maryville (Tenn.)	2001-04	485	3,923

Player, Team	Years	Games	D
Jill Crouse-Wolf, York (Pa.)	1996-99	536	3,024
Mia Viola, North Central (Ill.)	1997-00	538	2,987
Emilie Schmid, Wittenberg	2001-04	440	2,690
Mary Welk, Dominican (Ill.)	2000-03	537	2,653
^Karlee Kanuckel, Ohio Northern	2003-05	369	2,633
Jess Radocay, St. Norbert	2002-05	532	2,556
Anna Howard, Wheaton (Ill.)	1995-96, 98-99	671	2,503
Becky Herman, Skidmore	2002-04	411	2,453
Carrie Zeller, Juniata	1996-99	524	2,453
Kate Sorensen, Smith	2002-05	420	2,393
Shannon Towner, Goucher	1995-98	533	2,376
Sara Gassmann, Dubuque	1996-99	502	2,369
Angie Wildish, Wis.-Whitewater	1999-02	482	2,365
Hannah Kanuckel, Ohio Northern	2001-04	476	2,351
Jenny Randall, Wis.-La Crosse	2002-05	509	2,287
Susan Eidenberg, Wheaton (Ill.)	1994-97	609	2,279
Brenda Bliese, St. Olaf	1993-96	507	2,277
Dawn Loth, Nazareth	1998-01	528	2,265
Lauren Schmidt, Carnegie Mellon	1999-02	501	2,253
Jenny Boerger, Thomas More	1990-93	523	2,222
Joy Kosiewicz, Allegheny	1991-94	—	2,218
Liz Brewer, Concordia (Ill.)	2001-04	510	2,186
Sarah Hibschan, Wheaton (Ill.)	1991-94	529	2,158
Mary Kate Fowkes, Wooster	2002-05	472	2,156

^Active player.

DIGS PER GAME (Minimum 1,000 digs)

Player, Team	Years	Games	D	Avg.
Karen Tobias, Maryville (Tenn.)	2001-04	485	*3,923	8.09
Emilie Schmid, Wittenberg	2001-04	440	2,690	6.11
Jill Crouse-Wolf, York (Pa.)	1996-99	536	3,024	5.64
Mia Viola, North Central (Ill.)	1997-00	538	2,987	5.55
Christi Clay, Denison	1990-93	350	1,885	5.39
Sarah Hamscher, Grove City	1993-96	402	2,150	5.35
May Lin Kessenich, Macalester	2001-04	383	2,037	5.32
Christa Downey, Nazareth	2000-02	406	2,089	5.15
Kate Evans, Webster	1994-96	204	1,034	5.07
Francina Almonte, New Jersey City	1997-00	257	1,278	4.97
Dyan Kovacs, Gallaudet	1992-95	388	1,922	4.95
Mary Welk, Dominican (Ill.)	2000-03	537	2,653	4.94
Hannah Kanuckel, Ohio Northern	2001-04	476	2,351	4.94
Angie Wildish, Wis.-Whitewater	1999-02	482	2,365	4.91
Jess Radocay, St. Norbert	2002-05	532	2,556	4.80
Laura Picken, Centre	1998, 2000-01	240	1,145	4.77
Jaime Salay, Denison	1994-97	449	2,128	4.74
Kate Kost, Baldwin-Wallace	1999-02	456	2,141	4.70
Carrie Zeller, Juniata	1996-99	524	2,453	4.68
Belgica Santana, New Paltz St.	1997-99	423	1,977	4.67
Sara Gassmann, Dubuque	1996-99	507	2,369	4.67
Amy Bender, Monmouth (Ill.)	2001-03	315	1,471	4.67
Danielle Bolin, McMurry	2001-04	398	1,847	4.64
Kary Cram, Illinois Col.	1992-95	343	1,581	4.61
Kelly Sorenson, Willamette	1998-00	221	1,015	4.59

*Record.

Career Kills and Digs Combination

(Players listed alphabetically within category)

2,000 KILLS AND 2,000 DIGS

Player, School	Years	Kills	Digs
Katie Carrier, St. Norbert	1998-01	2,296	2,015

1,900 KILLS AND 1,900 DIGS

Player, School	Years	Kills	Digs
Tracy Wilt, Rochester Inst.	1995-98	1,997	1,906

1,800 KILLS AND 1,800 DIGS

Player, School	Years	Kills	Digs
Krissy Caton, Rochester Inst.	1995-98	1,804	2,052
Kris Gray, Rochester Inst.	1990-93	1,825	1,867
Brenda LaFlamme, Averett	1994-97	2,000	1,865

1,700 KILLS AND 1,700 DIGS

Player, School	Years	Kills	Digs
Christina Anabel, Rochester Inst.	2002-05	1,778	2,006
Therese Dorigan, Elmhurst	1984-87	1,734	1,786
Kristin Judson, Alma	2001-04	1,707	1,965

Player, School	Years	Kills	Digs
Hannah Kanuckel, Ohio Northern.....	2001-04	1,788	2,351
Julia Roth, Ithaca.....	2001-04	1,873	1,779
Mandy Simmerman, Otterbein.....	1997-01	1,747	2,046
Jessica Walker, Cortland St.....	1995-98	1,739	1,929
Brandy Workinger, Juniata.....	1998-01	1,736	1,786

1,600 KILLS AND 1,600 DIGS

Player, School	Years	Kills	Digs
Amy Barrett, Trinity (Tex.).....	1993-96	1,677	1,620
Lisa Black, Ithaca.....	1991-94	1,619	1,644
Marnie Blau, Wis.-Eau Claire.....	1994-97	1,633	2,145
Cait Cleaver, Colby.....	2002-05	1,712	1,649
Jean Harmsen, Wis.-Oshkosh.....	1994-97	1,772	1,698
Brynn Hughes, Averett.....	1997-00	1,649	2,165
Jayne Kempfhaus, Mt. St. Joseph.....	2001-04	1,639	2,178
Kellie Schmidt, Ill. Wesleyan.....	1996-99	1,614	1,732
Kate Sorensen, Smith.....	2002-05	1,606	2,393
Tammi Toney, Mt. St. Joseph.....	2001-04	1,741	1,699
Amy Trowbridge, Simpson.....	1995-98	1,682	1,732
Amy Waddell, Trinity (Tex.).....	1990-93	1,962	1,620
Angie Wildish, Wis.-Whitewater.....	1999-02	1,639	2,365
Carrie Zeller, Juniata.....	1996-99	1,611	2,453

1,500 KILLS AND 1,500 DIGS

Player, School	Years	Kills	Digs
Kathy Bersett, Washington-St. Louis.....	1987-90	1,609	1,528
Amy Cayemberg, Wis.-Oshkosh.....	1988-91	2,292	1,518
Jen Constantino, Haverford.....	2000-03	1,685	1,570
Allison Erickson, Wis.-Whitewater.....	1998-01	1,574	1,544
Audie Hodge, Anderson (Ind.).....	1998-01	1,776	1,553
Shawn McLaughlin, Trinity (Tex.).....	2000-03	1,718	1,554
Anne Quenette, Washington-St. Louis.....	1991-94	1,532	1,659
Kristen Shockley, Ohio Wesleyan.....	1996-99	1,528	2,189
Colleen Winter, Washington-St. Louis.....	2001-04	1,561	2,044
Nici Workman, Capital.....	2000-03	2,026	1,512
Kim Zipf, Moravian.....	2000-03	1,516	1,574

Miscellaneous

MATCHES PLAYED

Player, Team	Years	Matches
Val Flom, Gust. Adolphus.....	1986-89	215
Linn Erickson, Gust. Adolphus.....	1986-89	210
Julie Gibbs, Rochester Inst.....	2000-03	199
Anna Howard, Wheaton (Ill.).....	1995-96, 98-99	187
Amy Ward, Wis.-Oshkosh.....	1993-96	182
Karen Gilbert, Gallaudet.....	1991-92/95-96	182
Jean Harmsen, Wis.-Oshkosh.....	1994-97	179
Rikki Cannioto, Brockport St.....	1998-91	179
Joslyn Roden, Cortland St.....	1996-99	178
Susan Eidenberg, Wheaton (Ill.).....	1994-97	178
Melanie Leet, Wis.-Oshkosh.....	1994-97	178
Jessica Walker, Cortland St.....	1995-98	177
Katie Hachadourian, Cortland St.....	@1995-99	173
Missy Burke, Cortland St.....	1995-98	172
Jennifer Martz, Washington-St. Louis.....	1995-98	172
Jamie McMullen, Cortland St.....	2000, 02-04	169
Alyssa Morgan, Wheaton (Ill.).....	1998-01	167
Stephanie George, Wheaton (Ill.).....	1998-01	166
Sarah Hibschan, Wheaton (Ill.).....	1991-94	166
Jessica Loftsgard, Wheaton (Ill.).....	1998-01	165
Ushi Patel, Rochester Inst.....	1996-99	165
Adriane Battaglioli, Cortland St.....	1995-98	165
Christine Widing, Cortland St.....	1997-00	164
Jessica Baker, Benedictine (Ill.).....	2001-04	163
Katie Pietrzak, Cortland St.....	2000-03	163
Allison Clark, Cortland St.....	1998-01	163
Katy Stratton, St. John Fisher.....	1996-99	163
Meg Vitter, Washington-St. Louis.....	1995-98	163
Stephanie Turner, Emory.....	1991-94	163
Alicia Moore, Emory.....	2000-03	162

@ Received fifth year.


CONSECUTIVE MATCHES PLAYED

Player, Team	Matches
Joslyn Roden, Cortland St.....	178
Susan Eidenberg, Wheaton (Ill.).....	178
Alyssa Morgan, Wheaton (Ill.).....	167
Ashley Mogan, Nazareth.....	162
Linn Erikson, Gust. Adolphus.....	161

Player, Team	Matches
Julie Suellentrop, Washington-St. Louis.....	158
Val Flom, Gust. Adolphus.....	158
Dawn Loth, Nazareth.....	155
Courtney Lee, Skidmore.....	154
Deb McDonnell, Dubuque.....	154
Shanley Irving, Skidmore.....	153
Tina Hutten, Skidmore.....	153
Jennifer Martz, Washington-St. Louis.....	153
Kelly Tschampel, Skidmore.....	152
Mary Welk, Dominican (Ill.).....	149
Christina Southward, Wis.-Oshkosh.....	147
Renee Stas, Grove City.....	146
Kristen Brown, Greensboro.....	145
Jeannie Annan, Grove City.....	145
Lorraine Orr, Greensboro.....	143
Wendy Shope, Greensboro.....	143
Bonnie Campbell, Wheaton (Mass.).....	143
Kerri Holz, Marian (Wis.).....	142
Erika Roof, Ohio Northern.....	141
Kim Miller, DePauw.....	140

GAMES PLAYED

Player, Team	Years	Games
Anna Howard, Wheaton (Ill.).....	1995-96, 98-99	671
Susan Eidenberg, Wheaton (Ill.).....	1994-97	609
Alyssa Morgan, Wheaton (Ill.).....	1998-01	604
Stephanie George, Wheaton (Ill.).....	1998-01	600
Joslyn Roden, Cortland St.....	1996-99	596
Katy Stratton, St. John Fisher.....	1996-99	593
Amy Ward, Wis.-Oshkosh.....	1993-96	592
Jessica Loftsgard, Wheaton (Ill.).....	1998-01	590
Ronda Jo Miller, Gallaudet.....	1996-99	583
Ushi Patel, Rochester Inst.....	1996-99	572
Melanie Leet, Wis.-Oshkosh.....	1994-97	572
Beth Nowicki, Thomas More/Wittenberg.....	1994-95/96-97	569
Anita Grinbergs, Kalamazoo.....	1992-95	568
Jessica Baker, Benedictine (Ill.).....	2001-04	567
Tracy Smith, Richard Stockton.....	1997-00	560
Cary Hindersman, Thomas More.....	1994-97	560
Kate Maffei, Rhodes.....	1994-97	558
Denise Cobb, Wis.-Whitewater.....	1990-93	550
Julie Gibbs, Rochester Inst.....	2000-03	549
Jennifer Martz, Washington-St. Louis.....	1995-98	549
Jean Harmsen, Wis.-Oshkosh.....	1994-97	548
Val Flom, Gust. Adolphus.....	1986-89	548
Jackie Rebert, Juniata.....	1985-88	548
Anne McGovern, Scranton.....	1996-99	547
Jayne Miller, Bluffton.....	1995-98	547
Bonnie Campbell, Wheaton (Mass.).....	1997-00	544
Katy Player, Richard Stockton.....	1996-99	544
Karen Gilbert, Gallaudet.....	1991-92, 95-96	544



Anna Howard holds the NCAA record for all divisions for the most career games played, with 671. She competed from 1995-96 and again from 1997-98 for Wheaton (Mass.)

Wheaton (Mass.) Sports Information

Annual Individual Champions

Hitting Percentage

Season	Player, Team	G	K	E	Att.	Pct.
1994	Amy Albers, Washington-St. Louis.....	134	600	83	938	*.551
1995	Jacquelyn Flanagan, Alvernia.....	53	102	23	164	.482
1996	Christa Hannis, DeSales.....	137	560	84	1,024	.465
1997	Jennifer Martz, Washington-St. Louis.....	140	613	108	1,021	.495
1998	Catherine Schott, Gettysburg.....	136	650	133	1,182	.437
1999	Christina Southward, Wis.-Oshkosh.....	123	245	47	427	.464
2000	Christina Southward, Wis.-Oshkosh.....	134	305	47	547	.472
2001	Beth Waltrich, Neumann.....	100	416	66	749	.467
2002	Erja Vettenranta, CCNY.....	94	726	133	1,193	.497
2003	Lauren Haney, Rowan.....	85	234	31	441	.460
2004	Jess Dobrowolski, St. Joseph (Conn.).....	85	262	74	393	.478
2005	Mo Coverdale, Cal Lutheran.....	62	312	50	532	.492

*Record.

Kills

Season	Player, Team	G	K	Avg.
1994	Becky Toms, York (Pa.).....	119	633	5.32
1995	Loretta Zahn, Kean.....	124	695	5.60
1996	Kim Woodring, Wittenberg.....	146	821	5.62
1997	Ronda Jo Miller, Gallaudet.....	139	896	6.45
1998	Ronda Jo Miller, Gallaudet.....	137	865	6.31
1999	Domini Lanzone, Rutgers-Newark.....	104	750	7.21
2000	Christa Downey, Nazareth.....	138	936	6.78
2001	Christa Downey, Nazareth.....	132	983	7.45
2002	Christa Downey, Nazareth.....	136	*1,065	7.83
2003	Sarah Mosher, Rockford.....	115	924	*8.03
2004	Lizzelle Cintron, New Jersey City.....	121	831	6.87
2005	Lindsey Eshelman, Adrian.....	100	556	5.56

*Record.

Assists

Season	Player, Team	G	Ast.	Avg.
1994	Heather Blough, Juniata.....	129	1,717	13.31
1995	Cheryl Durst, Calvin.....	91	1,117	12.27
1996	Carrie Walker, Springfield.....	133	1,650	12.41
1997	Beth Nowicki, Wittenberg.....	124	1,647	13.28
1998	Christine Kueneman, UC San Diego.....	88	1,165	13.24
1999	Cori Kerkman, Neb. Wesleyan.....	97	1,284	13.24
2000	Shelli Habegger, Wittenberg.....	144	2,081	14.45
2001	Jane Gibbs, St. Thomas (Minn.).....	96	1,371	14.28
2002	Kim Wooster, Lakeland.....	112	1,666	14.88
2003	Carli Dale, Juniata.....	110	1,504	13.67
2004	Erin Heger, Wis.-Stout.....	106	1,600	*15.09
2005	Megan Taylor, Hiram.....	112	1,511	13.49

*Record.

Service Aces

Season	Player, Team	G	SA	Avg.
1994	Allison Sidorsky, Roger Williams.....	92	128	1.39
1995	Stephanie Crawford, Wash. & Jeff.....	88	150	1.70
1996	Stephanie Crawford, Wash. & Jeff.....	102	159	1.56
1997	Andrea Peer, Merchant Marine.....	86	112	1.30
1998	Nerida Fortes, Lehman.....	102	119	1.17
1999	Karen Sollenberger, Messiah.....	116	148	1.28
2000	Karen Sollenberger, Messiah.....	114	135	1.18
2001	Erja Vettenranta, CCNY.....	62	122	*1.97
2002	Jamie Hoke, Mass. Maritime.....	54	102	1.89
2003	Megan Whitman, Rosemont.....	66	102	1.55
2004	Ashley Challinor, Newbury.....	109	170	1.56
2005	Erin Moseley, Daniel Webster.....	61	100	1.64

*Record.

Blocks

Season	Player, Team	G	S	A	Tot.	Avg.
1994	Kathy Treptow, Upper Iowa.....	88	158	198	356	4.05
1995	Sara Johnson, Guilford.....	108	88	334	422	3.91
1996	Michelle Myers, Misericordia.....	79	167	59	226	2.86
1997	Nicole Bencal, Marian (Wis.).....	116	158	142	300	2.59
1998	Nicole Bencal, Marian (Wis.).....	131	97	168	265	2.02
1999	Nicole Bencal, Marian (Wis.).....	123	80	196	276	2.24
2000	Ashley Layman, Muskingum.....	98	75	96	171	1.74
2001	Layne Haverstock, Lycoming.....	72	129	41	170	2.36
2002	Lauren Barnes, Gordon.....	113	177	90	267	2.36
2003	Bree Besette, Wheaton (Mass.).....	127	124	108	232	1.83
2004	Jamie Williams, Immaculata.....	81	170	10	180	2.22
2005	Michelle Oros, King's (Pa.).....	99	133	53	186	1.88

Digs

Season	Player, Team	G	D	Avg.
1994	Cris Waterhouse, Catholic.....	144	890	6.18
1995	Amy Dalickas, Marywood.....	62	417	6.73
1996	Kim Woodring, Wittenberg.....	146	835	5.72
1997	Marnie Blau, Wis.-Eau Claire.....	120	739	6.16
1998	Carrie Zeller, Juniata.....	140	841	6.01
1999	Jill Crouse-Wolf, York (Pa.).....	141	980	6.95
2000	Kelly Sorenson, Willamette.....	87	504	5.79
2001	Amber Dirks, MacMurray.....	75	617	8.23
2002	Karen Tobias, Maryville (Tenn.).....	113	907	8.03
2003	Karen Tobias, Maryville (Tenn.).....	128	*1,110	8.67
2004	Karen Tobias, Maryville (Tenn.).....	115	1,005	*8.74
2005	Rachae Bell, Redlands.....	80	651	8.14

*Record.

Team Records

The format of the game changed in 2001, with scoring for each game moving from 15 points to 30 points, except in matches that go to the full five games, in which the winning score in the fifth game remains 15 points. In reflection of this change, category leaders under the new scoring format are separated in order to not eliminate the achievements of those student-athletes who played under the previous format.

Official NCAA volleyball records began with the 1981 season and are based on information submitted to the NCAA statistics service by institutions participating in the statistics rankings. In statistical rankings, the rounding of percentages and/or averages may indicate ties where none

exist. In these cases, the numerical order of the rankings is accurate.

Information on blocking has not been included in the following records since there appeared to be a significant variance in the methods by which blocking statistics were kept during the 1980s. Research continues to determine a standard by which to measure blocking statistics for NCAA record-keeping purposes.

Performances from two-game matches are not included in single-match records.

An "M" located after a number under a "games played" column indicates the number of matches played, as the number of games is unavailable.

Attack

KILLS

Three-game match

85—Washington-St. Louis vs. Ohio Northern, Sept. 16, 2000

Four-game match

100—Ithaca vs. Rochester, Nov. 15, 2003

Five-game match

107—William Penn vs. Buena Vista, Sept. 26, 2000

Season

2,532—Juniata, 2000 (156 games)

Per game

16.82—St. Thomas (Minn.), 2002 (2,203 kills in 131 games)

TOTAL ATTEMPTS

Three-game match

213—Wheaton (Ill.) vs. Colorado Col., Sept. 19, 1997

Four-game match

270—Ohio Wesleyan vs. Bluffton, Sept. 16, 1998

Five-game match

314—Ohio Northern vs. Muskingum, Sept. 23, 2000

Season

7,146—Wheaton (Ill.), 1998 (164 games)

Per game

46.28—Ohio Northern, 2005 (5,970 attempts in 129 games)

HITTING PERCENTAGE

Three-game match

.673—Averett vs. Notre Dame (Md.), Sept. 10, 1999 (38-3/52)

Four-game match

.511—Southern Me. vs. St. Joseph's (Me.), Oct. 11, 2002 (52-5/92)

Five-game match

.485—Montclair St. vs. Rutgers-Newark, Nov. 1, 1997 (71-22/101)

Season

.396—Marywood, 2002 (1,016-248/1,940)

Setting

ASSISTS

Three-game match

75—Washington-St. Louis vs. Ohio Northern, Sept. 16, 2000

Four-game match

95—Calvin vs. Case Reserve, Sept. 18, 1999

Five-game match

96—Juniata vs. Wis.-Whitewater, Oct. 16, 1993; Cortland St. vs. Nazareth, Nov. 10, 2000

Season

2,274—Wittenberg, 2002 (150 games)

Per game

16.01—Lakeland, 2002 (2,097 assists in 131 games)

Service

SERVICE ACES

Three-game match

50—Concordia (Ill.) vs. Mt. Senario, Sept. 8, 2001

Four-game match

45—Mass. Maritime vs. Becker, Sept. 14, 2002

Five-game match

39—WPI vs. Simmons, Oct. 19, 1991; St. Joseph (Conn.) vs. Mass. Maritime, Sept. 29, 1994

Season

661—Juniata, 1982

Per game

5.73—CCNY, 2001 (384 aces in 67 games)

Defense

DIGS

Three-game match

147—Moravian vs. Wilmington (Ohio), Oct. 1, 1994

Four-game match

184—Hunter vs. Lehman, Oct. 30, 1996; Wis.-Superior vs. St. Scholastica, Sept. 9, 1998

Five-game match

233—St. Olaf vs. St. Benedict, Nov. 5, 1994

Season

3,846—Dominican (Ill.), 2003 (138 games)

Per game

30.75—MacMurray, 2001 (2,614 digs in 85 games)

Miscellaneous

WINNING PERCENTAGE

1.000—Bates, 1989 (36-0); Central (Iowa), 1999 (41-0); Washington-St. Louis, 1992 (40-0)

MATCHES WON

57—Wis.-Whitewater, 1988

CONSECUTIVE MATCHES WON

60—Central (Iowa), Oct. 17, 1998-Sept. 1, 2000

CONSECUTIVE HOME-COURT MATCHES WON

101—Washington-St. Louis, Sept. 13, 1991-Nov. 9, 1996

CONSECUTIVE CONFERENCE MATCHES WON

277—Juniata, Middle Atlantic, Nov. 8, 1981-current entering 2006 season

CONSECUTIVE GAMES WON

49—Washington-St. Louis, Oct. 14 -Nov. 18, 1995

CONSECUTIVE WINNING SEASONS

25—Juniata, 1981-05 (current); Ohio Northern, 1981-05 (current); Wis.-Whitewater, 1981-05 (current)

MATCHES LOST

38—Carthage, 1981

CONSECUTIVE MATCHES LOST

59—Washington (Md.), Sept. 15, 1999-Oct. 18, 2000

MOST POINTS SCORED

Three-game match

57—Greensboro vs. Guilford, Sept. 10, 1994 (21-19, 19-17, 17-15)

Three-game match with 30-point scoring format

102—Wash. & Lee vs. Emory, Sept. 13, 2003 (30-21, 30-27, 42-40)

Four-game match

65—Stillman vs. LeMoyne-Owen, Sept. 12, 1987 (16-18, 17-15, 15-13, 17-15); Wellesley vs. Tufts, Oct. 2, 1992 (15-12, 17-19, 18-16, 15-9)

Four-game match with 30-point scoring format

127—Haverford vs. Mich.-Dearborn, Sept. 1, 2001 (40-38, 27-30, 30-24, 30-26)

Five-game match

82—Ohio Wesleyan vs. Denison, Oct. 27, 1997 (15-5, 16-18, 12-15, 15-6, 24-22)

Five-game match with 30-point scoring format

162—Case Reserve vs. Hiram, Oct. 3, 2001 (42-40, 35-37, 36-34, 34-36, 15-10)

Single game

24—Rowan vs. Wm. Paterson, Oct. 29, 1996 (24-22); Ohio Wesleyan vs. Denison, Oct. 27, 1997 (24-22)

Single game with 30-point scoring format

44—Wooster vs. Urbana, Sept. 11, 2004 (44-46)

FEWEST POINTS ALLOWED

Three-game match

0—Eastern Conn. St. vs. Mass.-Dartmouth, Sept. 19, 1996 (15-0, 15-0, 15-0)

Four-game match

20—Bard vs. St. Joseph's (L.I.), Nov. 2, 1996 (15-0, 15-1, 10-15, 15-4)

Five-game match

41—Colby-Sawyer vs. Fitchburg St., Oct. 24, 1995 (13-15, 15-1, 15-6, 13-15, 15-4)

Team Leaders

SINGLE-MATCH RECORDS

Attack

KILLS, THREE-GAME MATCH

No.	Team vs. Opponent	Date
85	Washington-St. Louis vs. Ohio Northern	Sept. 16, 2000
72	Chris. Newport vs. Ferrum	Sept. 25, 2004
67	Wittenberg vs. Ohio Northern	Sept. 24, 2004
66	MIT vs. Skidmore	Sept. 24, 2004
63	Capital vs. Muskingum	Nov. 2, 2004
63	Emory vs. Centre	Oct. 24, 2003
63	Emory vs. Carnegie Mellon	Nov. 8, 2002
61	Wittenberg vs. Mt. St. Joseph	Nov. 13, 2004
61	New York U. vs. Williams	Sept. 11, 2004
61	Marietta vs. Glenville St.	Sept. 19, 2000
60	Wittenberg vs. Denison	Nov. 5, 2004
60	Capital vs. Muskingum	Oct. 29, 2004
59	Wooster vs. Ohio Wesleyan	Oct. 7, 2005
59	Hiram vs. Ohio Wesleyan	Oct. 1, 2005
59	Washington-St. Louis vs. Ohio Northern	Sept. 10, 2005
59	Hiram vs. Otterbein	Sept. 2, 2005
59	Waynesburg vs. Grove City	Nov. 6, 2004
59	Ohio Northern vs. Baldwin-Wallace	Oct. 19, 2004

No.	Team vs. Opponent	Date
59	Springfield vs. Bentley	Oct. 29, 1993
58	Bethel (Minn.) vs. Buena Vista	Sept. 9, 2005
58	Wittenberg vs. Meredith	Oct. 22, 2004
58	Springfield vs. Tufts	Oct. 26, 1996

KILLS, FOUR-GAME MATCH

No.	Team vs. Opponent	Date
100	Ithaca vs. Rochester	Nov. 15, 2003
96	Sewanee vs. Centre	Oct. 10, 1997
96	Cortland St. vs. Ithaca	Oct. 7, 1997
81	DeSales vs. Scranton	Sept. 24, 1997
80	Gallaudet vs. Catholic	Oct. 13, 2004
80	Marietta vs. Grove City	Sept. 28, 2002
77	George Fox vs. Linfield	Oct. 22, 2004
77	MIT vs. Brandeis	Nov. 15, 2003
77	Springfield vs. Williams	Oct. 8, 1992
76	Wooster vs. Mt. Vernon Nazarene	Sept. 10, 2005
76	Emory vs. Palm Beach Atlantic	Sept. 11, 2004
75	Emory vs. Wash. & Lee	Sept. 24, 2004
75	Emory vs. Williams	Nov. 22, 2003
74	Gettysburg vs. Haverford	Nov. 6, 2004
73	Wis.-Stevens Point vs. Edgewood	Oct. 19, 2005
73	Wooster vs. Hiram	Oct. 12, 2005
72	Ohio Northern vs. Hope	Oct. 29, 2005
72	Washington-St. Louis vs. Ill. Wesleyan	Sept. 3, 2005
72	Hiram vs. Heidelberg	Sept. 2, 2005

No.	Team vs. Opponent	Date
71	Washington-St. Louis vs. Fontbonne	Oct. 18, 2005
71	Washington-St. Louis vs. Trinity (D.C.)	Sept. 17, 2005
71	Bethel (Minn.) vs. Wartburg	Sept. 16, 2005
71	Capital vs. Millikin	Sept. 16, 2005
71	Eastern vs. Catholic	Oct. 16, 2004

KILLS, FIVE-GAME MATCH

No.	Team vs. Opponent	Date
107	William Penn vs. Buena Vista	Sept. 26, 2000
106	William Penn vs. Grinnell	Sept. 28, 2000
106	New Paltz St. vs. Cortland St.	Oct. 17, 1997
104	Cortland St. vs. Nazareth	Nov. 10, 2000
101	Juniata vs. Wis.-Whitewater	Oct. 16, 1993
100	Trinity (Tex.) vs. Benedict	Oct. 8, 1999
100	Emory vs. Mt. St. Joseph	Oct. 16, 1998
99	Washington-St. Louis vs. Cal Lutheran	Dec. 2, 1995
99	Ohio Northern vs. Capital	Oct. 22, 1991
98	Ohio Northern vs. Mt. St. Joseph	Sept. 8, 2000
97	Bates vs. Williams	Oct. 2, 1999
97	Ohio Northern vs. Kalamazoo	Nov. 11, 1994
96	Ohio Northern vs. Muskingum	Sept. 23, 2000
96	Wittenberg vs. Goshen	Sept. 30, 1995
96	Springfield vs. Eastern Conn. St.	Sept. 12, 1995
96	Wis.-La Crosse vs. Wis.-River Falls	Sept. 24, 1994
96	Greensboro vs. UNC Greensboro	Nov. 2, 1988
96	Chris. Newport vs. Greensboro	Oct. 27, 1984

TOTAL ATTEMPTS, THREE-GAME MATCH

No.	Team vs. Opponent	Date
213	Wheaton (Ill.) vs. Colorado Col.	Sept. 19, 1997
202	Capital vs. Muskingum	Oct. 29, 2004
198	Gallaudet vs. Scranton	Oct. 23, 2004
189	George Fox vs. Pacific Lutheran	Oct. 10, 2003
188	Capital vs. Muskingum	Nov. 2, 2004
176	MIT vs. Smith	Nov. 4, 2005
175	Ohio Northern vs. Capital	Sept. 28, 2005
175	Lebanon Valley vs. Widener	Oct. 2, 2004
171	Hiram vs. Otterbein	Sept. 10, 2005
170	Wittenberg vs. Mt. St. Joseph	Nov. 13, 2004

TOTAL ATTEMPTS, FOUR-GAME MATCH

No.	Team vs. Opponent	Date
270	Ohio Wesleyan vs. Bluffton	Sept. 16, 1998
248	DeSales vs. Kutztown	Sept. 2, 1995
241	Ohio Northern vs. Heidelberg	Oct. 4, 2005
241	Marietta vs. Grove City	Sept. 28, 2002
236	Guilford vs. Wash. & Lee	Nov. 8, 1997
229	MIT vs. Coast Guard	Nov. 13, 2004
225	Capital vs. Muskingum	Nov. 1, 2005
225	Wooster vs. Hiram	Oct. 10, 2005
225	Case Reserve vs. John Carroll	Sept. 29, 2004
222	Capital vs. Thomas More	Sept. 18, 2004

TOTAL ATTEMPTS, FIVE-GAME MATCH

No.	Team vs. Opponent	Date
314	Ohio Northern vs. Muskingum	Sept. 23, 2000
308	Wheaton (Ill.) vs. Augustana (Ill.)	Nov. 5, 1993
306	Denison vs. Ohio Wesleyan	Oct. 27, 1997
297	Plymouth St. vs. Roger Williams	Sept. 20, 1997
290	Wis.-Whitewater vs. Puget Sound	Nov. 18, 2000
288	Skidmore vs. Oneonta St.	Oct. 13, 2002
285	Allegheny vs. Denison	Nov. 7, 1992
283	Puget Sound vs. Wis.-Whitewater	Nov. 18, 2000
282	Rochester Inst. vs. Rochester	Sept. 24, 1996
279	Ohio Wesleyan vs. Case Reserve	Oct. 11, 1997
277	Muhlenberg vs. DeSales	Oct. 31, 1998
275	Ohio Wesleyan vs. Otterbein	Sept. 26, 2000
275	La Roche vs. Bethany (W.V.)	Oct. 3, 1998
273	Elmhurst vs. Wis.-Whitewater	Nov. 11, 2000
270	Ohio Northern vs. Capital	Sept. 29, 2004
270	Greensboro vs. Maryville (Tenn.)	Sept. 10, 1999
270	Allegheny vs. Ohio Wesleyan	Oct. 9, 1993
258	MIT vs. Eastern	Sept. 30, 2005
254	Ohio Northern vs. Central (Iowa)	Sept. 10, 2005
248	George Fox vs. Linfield	Oct. 22, 2004

BEST HITTING PERCENTAGE, THREE-GAME MATCH (Min. 15 attempts per game)

Pct.	(K-E/TA)	Team vs. Opponent	Date
.673	(38-3/52)	Averett vs. Notre Dame (Md.)	Sept. 10, 1999
.667	(46-2/66)	Wash. & Lee vs. Sweet Briar	Oct. 24, 2005
.667	(35-3/48)	Averett vs. Guilford	Oct. 3, 1998
.633	(34-3/49)	Southwestern (Tex.) vs. Oglethorpe	Oct. 14, 1995

Pct.	(K-E/TA)	Team vs. Opponent	Date
.622	(29-1/45)	Skidmore vs. Kean	Sept. 20, 1996
.615	(37-5/52)	Washington-St. Louis vs. Southwestern (Tex.)	Sept. 10, 1993
.614	(58-7/83)	Juniata vs. Albright	Oct. 5, 2001
.603	(43-5/63)	Cortland St. vs. St. Lawrence	Sept. 5, 2003
.594	(46-5/69)	Cortland St. vs. York (N.Y.)	Oct. 18, 2003
.593	(37-5/54)	Wash. & Lee vs. Sweet Briar	Oct. 20, 2004
.589	(37-4/56)	Wheaton (Mass.) vs. Southern Me.	Oct. 18, 1997
.588	(52-5/80)	St. Mary's (Ind.) vs. Luther	Sept. 8, 2000
.585	(34-3/53)	Averett vs. Methodist	Oct. 3, 1995
.585	(44-6/65)	Plymouth St. vs. Daniel Webster	Oct. 9, 1999
.581	(48-5/74)	Allegheny vs. Methodist	Oct. 11, 2003
.580	(54-3/88)	Ohio Northern vs. Johnson & Wales (R.I.)	Nov. 8, 2001
.578	(43-6/64)	Wis.-La Crosse vs. Wis.-Platteville	Nov. 18, 1983
.577	(31-1/52)	Anderson (Ind.) vs. Asbury	Oct. 14, 2000
.574	(36-5/54)	Washington-St. Louis vs. Ohio Northern	Sept. 3, 1994
.571	(50-6/77)	Washington-St. Louis vs. Thomas More	Oct. 20, 2000
.571	(38-6/56)	Washington-St. Louis vs. Brandeis	Oct. 5, 1990

HITTING PERCENTAGE, FOUR-GAME MATCH (Min. 15 attempts per game)

Pct.	(K-E/TA)	Team vs. Opponent	Date
.511	(52-5/92)	Southern Me. vs. St. Joseph's (Me.)	Oct. 11, 2002
.509	(100-16/165)	Ithaca vs. Rochester	Nov. 15, 2003

HITTING PERCENTAGE, FIVE-GAME MATCH (Min. 15 attempts per game)

Pct.	(K-E/TA)	Team vs. Opponent	Date
.485	(71-22/101)	Montclair St. vs. Rutgers-Newark	Nov. 1, 1997
.425	(75-10/153)	Skidmore vs. Amherst	Sept. 18, 1999
.423	(66-14/123)	Skidmore vs. Wheaton (Mass.)	Sept. 25, 1999
.377	(51-8/114)	Skidmore vs. Brockport St.	Nov. 6, 1999
.366	(70-14/153)	Emory vs. North Central (Ill.)	Sept. 11, 1999
.344	(48-5/125)	Southern Me. vs. Rhode Island Col.	Oct. 20, 2001
.327	(52-17/107)	Endicott vs. Regis (Mass.)	Sept. 19, 2000

Setting

ASSISTS, THREE-GAME MATCH

No.	Team vs. Opponent	Date
75	Washington-St. Louis vs. Ohio Northern	Sept. 16, 2000
65	Wittenberg vs. Ohio Northern	Sept. 24, 2004
65	Guilford vs. Mary Washington	Sept. 11, 1993
64	Chris. Newport vs. Ferrum	Sept. 25, 2004
62	Emory vs. Case Reserve	Nov. 1, 1997
61	MIT vs. Smith	Oct. 26, 2004
58	Ohio Northern vs. Mount Union	Nov. 5, 2004
58	Emory vs. New York U.	Oct. 31, 1998
56	Lebanon Valley vs. Richard Stockton	Nov. 13, 2004
56	Waynesburg vs. Grove City	Nov. 6, 2004
56	Emory vs. Carnegie Mellon	Nov. 8, 2002
56	Emory vs. Chris. Newport	Sept. 1, 2001
56	Marietta vs. Glenville St.	Sept. 19, 2000
55	Bethel (Minn.) vs. Buena Vista	Sept. 9, 2005
55	Wash. & Jeff. vs. Hiram	Sept. 25, 2004
55	Emory vs. Ohio Northern	Aug. 30, 2002
55	Emory vs. Rochester	Oct. 22, 2001
54	Ohio Northern vs. Heidelberg	Oct. 5, 2004
54	Buena Vista vs. Wartburg	Sept. 28, 2004
54	Gettysburg vs. East. Mennonite	Sept. 10, 2004
54	Emory vs. Centre	Oct. 24, 2003

ASSISTS, FOUR-GAME MATCH

No.	Team vs. Opponent	Date
95	Calvin vs. Case Reserve	Sept. 18, 1999
91	Wis.-Oshkosh vs. Wis.-Whitewater	Nov. 8, 1997
90	Washington-St. Louis vs. UC San Diego	Nov. 19, 1994
89	St. Mary's (Minn.) vs. Grinnell	Sept. 19, 1998
87	Bethel (Minn.) vs. Augsburg	Sept. 10, 1999
75	Gallaudet vs. Catholic	Oct. 13, 2004
73	George Fox vs. Linfield	Oct. 22, 2004
72	MIT vs. Brandeis	Nov. 15, 2003
72	Marietta vs. Grove City	Sept. 28, 2002
71	Wis.-Stevens Point vs. Edgewood	Oct. 19, 2005
71	Emory vs. Palm Beach Atlantic	Sept. 11, 2004
70	Hiram vs. Heidelberg	Sept. 2, 2005
70	Emory vs. Williams	Nov. 22, 2003
70	Emory vs. Case Reserve	Oct. 19, 2003
69	Wooster vs. Mt. Vernon Nazarene	Sept. 10, 2005
69	Gettysburg vs. Haverford	Nov. 6, 2004

No.	Team vs. Opponent	Date
69	Wittenberg vs. Baldwin-Wallace	Sept. 24, 2004
68	Ohio Northern vs. Baldwin-Wallace	Nov. 6, 2004
68	Emory vs. Wash. & Lee	Sept. 24, 2004

ASSISTS, FIVE-GAME MATCH

No.	Team vs. Opponent	Date
96	Cortland St. vs. Nazareth	Nov. 10, 2000
96	Juniata vs. Wis.-Whitewater	Oct. 16, 1993
95	Springfield vs. Eastern Conn. St.	Sept. 12, 1995
94	Emory vs. Mt. St. Joseph	Oct. 16, 1998
94	Wittenberg vs. Ohio Northern	Sept. 28, 1996
93	Ohio Northern vs. Muskingum	Sept. 23, 2000
91	Upper Iowa vs. Aurora	Sept. 23, 1995
90	Trinity (Tex.) vs. St. Benedict	Oct. 8, 1999
90	Bates vs. Williams	Oct. 2, 1999
89	Skidmore vs. Oneonta St.	Oct. 13, 2002
89	Allegheny vs. Goucher	Oct. 3, 1998
88	Ohio Northern vs. Mt. St. Joseph	2000
88	Greensboro vs. Averett	Nov. 8, 1997

Service

SERVICE ACES, THREE-GAME MATCH

No.	Team vs. Opponent	Date
50	Concordia (Ill.) vs. Mt. Senario	Sept. 8, 2001
46	Carleton vs. Mt. Senario	Sept. 14, 2001
45	Albertus Magnus vs. Southern Vt.	Oct. 18, 2003
43	Clark (Mass.) vs. Mass.-Dartmouth	Oct. 29, 1996
39	Notre Dame (Md.) vs. Wilson	Sept. 24, 2005
39	Merchant Marine vs. Medgar Evers	Sept. 27, 1995
38	Cortland St. vs. York (N.Y.)	Oct. 15, 2004
38	Notre Dame (Md.) vs. Trinity (D.C.)	Sept. 16, 2003
36	Rivier vs. Southern Vt.	Oct. 23, 2004
36	Plymouth St. vs. Pine Manor	Sept. 14, 2002
36	Martin Luther vs. Mt. Senario	Sept. 29, 2001
35	Mass. Maritime vs. Bay Path	Oct. 4, 2002
34	St. Joseph (Conn.) vs. Lasell	Oct. 11, 1994
33	Wis.-Stevens Point vs. Mount Mary	Oct. 2, 2004
33	Plymouth St. vs. Pine Manor	Sept. 6, 2002
33	Rhodes vs. Fisk	Aug. 31, 2002
33	Russell Sage vs. Southern Vt.	Oct. 2, 2001
32	Rivier vs. Pine Manor	Oct. 19, 2004
32	Endicott vs. Anna Maria	Oct. 8, 2002
31	Notre Dame (Md.) vs. Trinity (D.C.)	Sept. 13, 2005
31	Daniel Webster vs. Pine Manor	Sept. 27, 2001

SERVICE ACES, FOUR-GAME MATCH

No.	Team vs. Opponent	Date
45	Mass. Maritime vs. Becker	Sept. 14, 2002
36	Alvernia vs. Valley Forge Military	Sept. 19, 1996
36	Moravian vs. Bryn Mawr	Sept. 28, 1995
35	Russell Sage vs. Mass. Liberal Arts	Oct. 10, 2001
34	Vassar vs. Union (N.Y.)	Sept. 8, 2000
31	Simmons vs. Daniel Webster	Oct. 23, 2004
31	Rutgers-Camden vs. Bryn Athyn	Sept. 29, 2004
30	Emmanuel vs. Suffolk	Nov. 5, 2002
29	Albertus Magnus vs. Pine Manor	Oct. 11, 2004
29	Endicott vs. Keene St.	Sept. 30, 2000
28	Suffolk vs. Daniel Webster	Oct. 23, 2004
28	Monmouth (Ill.) vs. Eureka	Sept. 21, 1999
25	DeSales vs. Phila. Biblical	Sept. 16, 2003
25	Guilford vs. Ferrum	Oct. 4, 2002
23	Rutgers-Camden vs. Keystone	Oct. 2, 2003
22	Widener vs. Arcadia	Sept. 16, 2004
22	Endicott vs. St. Joseph's (Me.)	Oct. 5, 2002
22	Skidmore vs. Hamilton	Sept. 13, 1997
21	Rutgers-Camden vs. Farmingdale	Sept. 11, 2004
21	Guilford vs. Ferrum	Sept. 15, 2002
21	Skidmore vs. Plattsburgh St.	Sept. 29, 2001
21	Endicott vs. Colby-Sawyer	Sept. 21, 2001
21	MIT vs. Wellesley	Oct. 29, 1992

SERVICE ACES, FIVE-GAME MATCH

No.	Team vs. Opponent	Date
39	St. Joseph (Conn.) vs. Mass. Maritime	Sept. 29, 1994
39	WPI vs. Simmons	Oct. 19, 1991
32	Daniel Webster vs. Southern Vt.	Sept. 28, 2002
30	Rutgers-Camden vs. Immaculata	Oct. 20, 2005
30	Albertus Magnus vs. Southern Vt.	Oct. 16, 2004
27	Rutgers-Camden vs. Chestnut Hill	Oct. 26, 2005

No.	Team vs. Opponent	Date
22	DeSales vs. Maryland	Sept. 13, 2003
22	Guilford vs. Sweet Briar	Sept. 24, 2002
21	Lakeland vs. Edgewood	Oct. 13, 1995
20	Skidmore vs. Alfred	Sept. 29, 2001
20	Guilford vs. Maryville (Tenn.)	Sept. 9, 1994
19	Monmouth (Ill.) vs. Lincoln Christian	Sept. 23, 2003
19	Endicott vs. Roger Williams	Sept. 28, 2002
19	Endicott vs. New England	Oct. 17, 2001
19	Lakeland vs. Westmar	Sept. 21, 1996

Defense

DIGS, THREE-GAME MATCH

No.	Team vs. Opponent	Date
147	Moravian vs. Wilmington (Ohio)	Oct. 1, 1994
116	Rutgers-Camden vs. Wm. Paterson	Sept. 17, 2002
109	Eastern vs. UC Santa Cruz	Sept. 3, 2004
108	Wittenberg vs. Denison	Oct. 13, 2004
106	Marietta vs. Muskingum	Oct. 7, 2003
105	Marietta vs. Heidelberg	Sept. 29, 1999
105	MIT vs. Kean	Oct. 24, 1992
103	Marietta vs. Mount Union	Oct. 10, 2000
101	Springfield vs. Smith	Oct. 12, 2004
101	George Fox vs. Pacific Lutheran	Oct. 10, 2003
101	Southern Me. vs. St. Joseph's (Me.)	Sept. 7, 2003
101	Southern Me. vs. Me.-Farmington	Sept. 6, 2003
101	Marietta vs. DePauw	Sept. 7, 1996
99	Ohio Northern vs. Otterbein	Oct. 12, 2004
97	Capital vs. Ohio Northern	Sept. 28, 2005
96	Wartburg vs. Neb. Wesleyan	Sept. 18, 2004
96	Springfield vs. Williams	Oct. 22, 1999
95	Capital vs. Muskingum	Oct. 4, 2005
93	Ohio Northern vs. Muskingum	Oct. 15, 2005
93	Wash. & Jeff. vs. Bethany (W.V.)	Oct. 19, 2004
93	Ohio Northern vs. Heidelberg	Oct. 5, 2004
93	Marietta vs. Muskingum	Oct. 8, 2002

DIGS, FOUR-GAME MATCH

No.	Team vs. Opponent	Date
184	Wis.-Superior vs. St. Scholastica	Sept. 9, 1998
184	Hunter vs. Lehman	Oct. 30, 1996
182	Wheaton (Mass.) vs. Colby	Sept. 27, 1997
179	Ohio Northern vs. Thomas More	Nov. 12, 1993
142	Capital vs. Muskingum	Nov. 1, 2005
142	Ohio Northern vs. Heidelberg	Oct. 4, 2005
134	Emory vs. Ohio Northern	Oct. 11, 2003
132	Wartburg vs. Augustana (Ill.)	Oct. 30, 2004
131	Marietta vs. Heidelberg	Sept. 30, 2000

DIGS, FIVE-GAME MATCH

No.	Team vs. Opponent	Date
233	St. Olaf vs. St. Benedict	Nov. 5, 1994
224	Ohio Wesleyan vs. Wittenberg	Oct. 27, 1993
218	Whittier vs. Wheaton (Ill.)	Sept. 19, 1997
208	Chapman vs. Cal St. Dom. Hills	Oct. 16, 1996
202	Goucher vs. York (Pa.)	Sept. 9, 1994
187	Ohio Wesleyan vs. Case Reserve	Oct. 11, 1997
187	Fredonia St. vs. Buffalo St.	Sept. 27, 1997
184	St. Mary's (Md.) vs. Villa Julie	Oct. 28, 2000
184	Denison vs. Marietta	Sept. 24, 1997
184	Oglethorpe vs. Emory	Sept. 16, 1994
180	Wheaton (Ill.) vs. Augustana (Ill.)	Nov. 5, 1993
176	Monmouth (Ill.) vs. Cornell College	Oct. 18, 1994
176	Allegheny vs. Denison	Nov. 7, 1992
176	Gettysburg vs. Messiah	Sept. 16, 1992

SEASON RECORDS

Attack

KILLS (1981-2000)

Team	Year	Games	K
Juniata	2000	156	2,532
Rochester Inst.	1999	150	2,396
Rochester Inst.	1997	153	2,369
Wittenberg	1996	155	2,303
Cortland St.	1997	159	2,302
Juniata	1990	174	2,301

Team	Year	Games	K
Juniata	1998	150	2,300
Wis.-Oshkosh	1994	168	2,297
Rochester Inst.	1998	150	2,296
Wis.-Whitewater	2000	137	2,285
Wis.-Oshkosh	2000	134	2,243
Juniata	1999	148	2,235
Juniata	1994	150	2,229
Wis.-Oshkosh	1997	149	2,212
Juniata	1997	153	2,205
Wittenberg	2000	145	2,198
Ithaca	1996	157	2,177
Hope	1998	143	2,175
Carnegie Mellon	1999	152	2,171
Washington-St. Louis	1995	151	2,158

KILLS WITH 30-POINT SCORING FORMAT (2001-PRESENT)

Team	Year	Games	K
Emory	2003	167	2,441
New York U.	2004	152	2,436
Wittenberg	2002	150	2,356
New York U.	2005	155	2,354
New York U.	2003	153	2,343
Wis.-Whitewater	2005	149	2,314
Washington-St. Louis	2002	143	2,271
Millikin	2004	155	2,252
Washington-St. Louis	2003	144	2,248
Wis.-Whitewater	2002	140	2,235
Trinity (Tex.)	2002	144	2,235
Wis.-Oshkosh	2005	143	2,230
Waynesburg	2003	146	2,217
Ohio Northern	2003	134	2,208
St. Thomas (Minn.)	2002	131	2,203
Juniata	2001	137	2,199
Cortland St.	2003	155	2,195
Juniata	2002	138	2,191
Mt. St. Joseph	2004	135	2,189
Skidmore	2002	146	2,189

KILLS PER GAME (1981-2000)

Team	Year	Games	K	Avg.
Wis.-Oshkosh	2000	134	2,243	16.74
Wis.-Whitewater	2000	137	2,285	16.68
Juniata	2000	156	*2,532	16.23
Ohio Northern	2000	131	2,120	16.18
Baldwin-Wallace	2000	123	1,969	16.01
Rochester Inst.	1999	150	2,396	15.97
Wis.-Eau Claire	1997	135	2,134	15.81
UC San Diego	1998	104	1,638	15.75
Coe	1994	88	1,381	15.69
Puget Sound	2000	90	1,405	15.61
Neb. Wesleyan	1999	97	1,507	15.54
UC San Diego	1999	96	1,491	15.53
Rochester Inst.	1997	153	2,369	15.48
Wittenberg	1997	126	1,945	15.44
Ohio Northern	1999	115	1,775	15.43
Juniata	1998	150	2,300	15.33
Rochester Inst.	1998	150	2,296	15.31
Marian (Wis.)	1998	131	2,002	15.28
St. Olaf	1998	123	1,879	15.28
Central (Iowa)	1999	132	2,013	15.25

*Record.

KILLS PER GAME WITH 30-POINT SCORING FORMAT (2001-PRESENT)

Team	Year	Games	K	Avg.
St. Thomas (Minn.)	2002	131	2,203	16.82
Juniata	2003	128	2,144	16.75
Juniata	2004	129	2,153	16.69
Wis.-Whitewater	2001	129	2,144	16.62
Wis.-Oshkosh	2001	123	2,044	16.62
Ohio Northern	2002	117	1,935	16.54
Wittenberg	2004	121	1,998	16.51
Ohio Northern	2003	134	2,208	16.48
Ohio Northern	2001	132	2,166	16.41
Alma	2004	121	1,981	16.37
St. Thomas (Minn.)	2001	102	1,664	16.31
Wash. & Lee	2003	130	2,111	16.24
Puget Sound	2001	73	1,185	16.23
Mt. St. Joseph	2004	135	2,189	16.21
Ohio Northern	2004	114	1,847	16.20
Washington-St. Louis	2005	122	1,964	16.10

Team	Year	Games	K	Avg.
Washington-St. Louis	2001	129	2,073	16.07
Mt. St. Joseph	2003	123	1,975	16.06
Juniata	2002	137	2,199	16.05
New York U.	2004	152	2,436	16.03

TOTAL ATTEMPTS (1981-2000)

Team	Year	Games	TA
Wheaton (Ill.)	1998	164	7,146
Wheaton (Ill.)	1996	159	6,440
Thomas More	1993	164	6,395
Wheaton (Ill.)	1993	145	6,346
Wis.-Whitewater	2000	137	6,255
Wheaton (Ill.)	1997	149	6,198
Juniata	1990	174	6,196
Juniata	2000	156	6,090
Wis.-Oshkosh	1997	149	5,934
Wittenberg	1996	155	5,926
Ohio Wesleyan	1997	141	5,920
Wheaton (Ill.)	1994	144	5,904
Wis.-Whitewater	1988	161	5,889
Ohio Northern	2000	131	5,807
Juniata	1998	150	5,805
Thomas More	1995	154	5,726
Wis.-Oshkosh	1996	155	5,725
Rochester Inst.	1997	153	5,682
Ohio Wesleyan	1999	133	5,620
Cortland St.	1997	159	5,611

TOTAL ATTEMPTS WITH 30-POINT SCORING FORMAT (2001-PRESENT)

Team	Year	Games	TA
Wis.-River Falls	2003	150	6,216
Benedictine (Ill.)	2004	149	6,184
Ohio Northern	2003	134	6,176
Wis.-Whitewater	2002	140	5,982
New York U.	2005	155	5,973
Ohio Northern	2005	129	5,970
Skidmore	2002	146	5,923
Emory	2003	167	5,921
Elmhurst	2004	155	5,865
Mt. St. Joseph	2004	135	5,790
New York U.	2004	152	5,730
Wittenberg	2002	150	5,726
Ohio Northern	2001	132	5,715
Calvin	2005	137	5,708
Concordia (Ill.)	2002	147	5,691
Central (Iowa)	2001	133	5,656
New York U.	2003	153	5,629
Wis.-Whitewater	2001	129	5,563
MIT	2005	135	5,554
Washington-St. Louis	2002	143	5,550

ATTEMPTS PER GAME (1981-2000)

Team	Year	Games	TA	Avg.
Wis.-Whitewater	2000	137	6,255	45.66
Ohio Northern	2000	131	5,807	44.33
Wheaton (Ill.)	1993	145	6,346	43.77
Wheaton (Ill.)	1998	164	*7,146	43.57
Ohio Wesleyan	1998	129	5,544	42.98
Wis.-La Crosse	1994	109	4,650	42.66
Ohio Wesleyan	1999	133	5,620	42.26
Ohio Wesleyan	1997	141	5,920	41.99
Guilford	1988	80	3,355	41.94
Wheaton (Ill.)	1997	149	6,198	41.60
Grove City	1995	116	4,805	41.42
Anderson (Ind.)	1999	133	5,509	41.42
Vassar	1993	112	4,624	41.29
Wis.-Eau Claire	1997	135	5,567	41.24
Ohio Wesleyan	1995	90	3,704	41.16
Ohio Northern	1999	115	4,732	41.15
Wheaton (Ill.)	1994	144	5,904	41.00
Moravian	1999	117	4,757	40.66
Wheaton (Ill.)	1996	159	6,440	40.50
Wis.-La Crosse	1999	124	4,983	40.19

*Record.

ATTEMPTS PER GAME WITH 30-POINT SCORING FORMAT (2001-PRESENT)

Team	Year	Games	TA	Avg.
Ohio Northern	2005	129	5,970	46.28
Ohio Northern	2003	134	6,176	46.08
Ohio Northern	2002	117	5,322	45.49

Team	Year	Games	TA	Avg.
Ohio Northern.....	2004	114	5,109	44.82
Wis.-Stout	2004	123	5,477	44.53
Ohio Northern.....	2001	132	5,715	43.30
Monmouth (Ill.).....	2002	127	5,484	43.18
Wis.-Whitewater	2001	129	5,563	43.12
Mt. St. Joseph.....	2004	135	5,790	42.89
Wis.-Whitewater	2002	140	5,982	42.73
Central (Iowa).....	2001	133	5,646	42.45
Rockford.....	2003	115	4,823	41.94
Calvin.....	2005	137	5,708	41.66
Marietta.....	2002	108	4,483	41.51
Benedictine (Ill.).....	2004	149	6,184	41.50
Wis.-River Falls.....	2003	150	*6,216	41.44
MIT	2005	135	5,554	41.14
Marietta.....	2003	115	4,690	40.78
DeSales.....	2004	99	4,036	40.77
Skidmore	2002	146	5,923	40.57

*Record.

HITTING PERCENTAGE (1981-2000)

Team	Year	Games	K-E/TA	Pct.
Rhodes.....	1994	146	1,804-450/3,501	.387
Rhodes.....	1995	167	2,124-602/4,080	.373
Washington-St. Louis	1992	126	1,724-460/3,428	.369
Averett	1993	89	1,058-206/2,408	.354
Ferrum	1994	116	1,176-379/2,291	.348
Central (Iowa).....	1999	132	2,013-487/4,429	.345
Skidmore	1999	154	2,109-516/4,632	.344
Lycoming	1995	109	1,078-319/2,225	.341
Central (Iowa).....	1997	130	1,778-464/3,886	.338
Washington-St. Louis	1994	147	1,971-582/4,113	.338
Averett	1994	110	1,319-324/2,978	.334
Washington-St. Louis	1990	116	1,569-502/3,229	.330
Washington-St. Louis	1993	155	2,095-637/4,417	.330
Frostburg St.	2000	135	1,705-397/3,972	.329
Dickinson.....	1988	—	1,134-324/2,466	.328
Wis.-Whitewater	1989	130	1,493-333/3,553	.326
Washington-St. Louis	1998	136	2,052-624/4,455	.321
Washington-St. Louis	1997	143	2,042-657/4,324	.320
Montclair St.	1997	95	1,108-331/2,449	.317
Marion (Wis.)	2000	119	1,648-489/3,670	.316

HITTING PERCENTAGE WITH 30-POINT SCORING FORMAT (2001-PRESENT)

Team	Year	Games	K-E/TA	Pct.
Marywood.....	2002	97	1,016-248/1,940	.396
CCNY.....	2002	94	1,298-387/2,400	.380
Keuka.....	2005	75	995-244/2,095	.358
Trinity (Tex.).....	2003	132	1,891-409/4,288	.346
Greensboro.....	2005	123	1,692-518/3,457	.340
Trinity (Tex.).....	2005	134	1,886-407/4,356	.340
Emory.....	2005	126	1,963-590/4,050	.339
Rowan.....	2003	85	1,238-273/2,870	.336
Averett.....	2003	138	1,943-518/4,274	.333
Emory.....	2002	144	2,121-615/4,524	.333
Trinity (Tex.).....	2004	119	1,840-445/4,231	.330
Wis.-Oshkosh.....	2001	123	2,044-641/4,274	.328
St. Joseph (Conn.).....	2004	85	890-373/1,607	.322
Alvernia.....	2002	121	1,369-400/3,020	.321
Washington-St. Louis	2005	122	1,964-569/4,349	.321
Bridgewater (Va.).....	2003	117	1,649-408/3,873	.320
Williams.....	2004	129	2,018-607/4,449	.317
Allegheny.....	2003	142	1,998-556/4,549	.317
Washington-St. Louis	2001	129	2,073-534/4,874	.316
Marywood.....	2003	148	1,700-467/3,930	.314

ASSISTS (1981-2000)

Team	Year	Games	A
Juniata	1990	174	2,138
Wittenberg.....	2000	145	2,132
Wis.-Oshkosh	2000	134	2,115
Wis.-Oshkosh	1997	149	2,090
Carnegie Mellon.....	1999	152	2,089
Rochester Inst.	1999	150	2,087
Rochester Inst.	1997	153	2,078
Juniata	1994	150	2,077
Wis.-Whitewater	2000	137	2,030
Wis.-Oshkosh	1994	168	2,027

Team	Year	Games	A
Juniata	2000	156	2,022
Wis.-Oshkosh	1996	155	2,010
Wis.-Oshkosh	1995	155	1,981
Rochester Inst.	1998	150	1,970
Ohio Northern.....	2000	131	1,967
Washington-St. Louis	1995	131	1,967
Cortland St.	1997	159	1,953
Thomas More.....	1995	154	1,949
Washington-St. Louis	1996	147	1,948
Wis.-Eau Claire.....	1997	135	1,941

ASSISTS WITH 30-POINT SCORING FORMAT (2001-PRESENT)

Team	Year	Games	A
Wittenberg.....	2002	150	2,274
Emory.....	2003	167	2,163
New York U.	2004	152	2,136
Benedictine (Ill.).....	2001	155	2,098
Lakeland.....	2002	131	2,097
Wis.-Oshkosh	2005	143	2,072
Trinity (Tex.).....	2002	144	2,052
Wis.-Whitewater	2005	149	2,038
St. Thomas (Minn.).....	2002	131	2,031
Wis.-Whitewater	2002	140	2,025
Ohio Northern.....	2003	134	2,020
Wis.-La Crosse.....	2003	142	2,012
New York U.	2005	155	2,011
Calvin.....	2005	137	2,007
Carnegie Mellon.....	2002	138	2,007
Wis.-River Falls.....	2003	150	2,006
Skidmore	2002	146	2,006
Washington-St. Louis	2003	144	2,004
Benedictine (Ill.).....	2002	152	1,990
Washington-St. Louis	2002	143	1,969

ASSISTS PER GAME (1981-2000)

Team	Year	Games	A	Avg.
Wis.-Oshkosh	2000	134	2,115	15.78
Ohio Northern.....	2000	131	1,967	15.02
Wis.-Whitewater	2000	137	2,030	14.82
Baldwin-Wallace.....	2000	123	1,809	14.71
Wittenberg.....	2000	145	2,132	14.70
Wis.-Eau Claire.....	1997	135	1,941	14.38
Neb. Wesleyan.....	1999	97	1,383	14.26
Puget Sound.....	2000	90	1,281	14.23
UC San Diego.....	1998	104	1,467	14.11
Wis.-Oshkosh	1997	149	2,090	14.03
Wis.-Oshkosh	1999	123	1,722	14.00
Gettysburg.....	1998	136	1,901	13.98
Wittenberg.....	1997	126	1,759	13.96
Ohio Northern.....	1999	115	1,603	13.94
Rochester Inst.	1999	150	2,087	13.91
Juniata	1994	150	2,077	13.85
Carnegie Mellon.....	1999	152	2,089	13.74
Wis.-Eau Claire.....	1999	122	1,673	13.71
Carnegie Mellon.....	2000	121	1,649	13.63

ASSISTS PER GAME WITH 30-POINT SCORING FORMAT (2001-PRESENT)

Team	Year	Games	A	Avg.
Lakeland.....	2002	131	2,097	16.01
Wittenberg.....	2004	121	1,932	15.97
St. Thomas (Minn.).....	2002	131	2,031	15.50
St. Thomas (Minn.).....	2001	102	1,572	15.41
Wis.-Oshkosh	2001	123	1,887	15.34
Alma.....	2004	121	1,846	15.26
Ohio Northern.....	2002	117	1,780	15.21
Wittenberg.....	2002	150	*2,274	15.16
Ohio Northern.....	2003	134	2,020	15.07
Calvin.....	2004	122	1,815	14.88
Ohio Northern.....	2004	114	1,692	14.84
Carnegie Mellon.....	2004	130	1,927	14.82
Wis.-Whitewater	2001	129	1,897	14.71
Trinity (Tex.).....	2004	119	1,749	14.70
Calvin.....	2005	137	2,007	14.65
Ohio Northern.....	2001	132	1,931	14.63
Carnegie Mellon.....	2002	138	2,007	14.54
Juniata	2003	128	1,861	14.54
Wittenberg.....	2003	119	1,726	14.50
Wis.-Oshkosh	2005	143	2,072	14.49

*Record.

Service

SERVICE ACES (1981-2000)

Team	Year	Games	SA
Juniata	1982	—	661
Washington-St. Louis	1993	155	607
Hunter	1986	115	548
Washington-St. Louis	1994	147	545
Washington-St. Louis	1995	151	527
Oglethorpe	1997	144	523
Juniata	1997	153	499
Rhodes	1995	167	499
Rochester	1992	134	496
Hunter	1992	132	492
Greensboro	1994	123	486
Emory	1994	143	484
Wheaton (Mass.)	1997	155	483
New Paltz St.	1997	155	481
Washington-St. Louis	1996	147	481
Hunter	1991	131	478
Merchant Marine	1997	93	471
DeSales	1996	137	471
Skidmore	1999	154	470
Cortland St.	1998	139	470
Hunter	1989	115	464

SERVICE ACES WITH 30-POINT SCORING FORMAT (2001-PRESENT)

Team	Year	Games	SA
Western New Eng.	2001	116	624
Bridgewater St.	2001	135	548
New York U.	2003	153	546
Husson	2005	105	544
Chris. Newport	2004	135	541
New York U.	2002	165	537
Notre Dame (Md.)	2002	120	532
Cortland St.	2003	155	531
New York U.	2004	152	528
Me.-Farmington	2003	92	525
Oneonta St.	2001	149	517
Notre Dame (Md.)	2005	132	512
Russell Sage	2001	114	512
Emmanuel (Mass.)	2003	109	509
Old Westbury	2005	99	504
Cortland St.	2004	140	502
Rowan	2002	115	487
Newbury	2004	113	486
Kean	2001	128	469
Pine Manor	2001	112	468

SERVICE ACES PER GAME (1981-2000)

Team	Year	Games	SA	Avg.
Emory	1987	65	365	5.62
Ohio Wesleyan	1986	67	357	5.33
Merchant Marine	1997	93	471	5.06
Merchant Marine	1995	88	444	5.05
Hunter	1986	115	548	4.77
New England	1999	91	400	4.40
Regis (Mass.)	1996	102	442	4.33
Suffolk	1997	66	281	4.26
Merchant Marine	1998	101	423	4.19
Marywood	1998	89	366	4.11
Merchant Marine	1996	81	333	4.11
Hunter	1989	115	464	4.03
Misericordia	1994	84	336	4.00
Roger Williams	1994	92	364	3.96
Greensboro	1994	123	486	3.95
Washington-St. Louis	1993	155	607	3.92
Colby-Sawyer	1996	90	352	3.91
Lehman	1996	98	382	3.90
Alvernia	1996	72	276	3.83
New England	2000	82	314	3.83

SERVICE ACES PER GAME WITH 30-POINT SCORING FORMAT (2001-PRESENT)

Team	Year	Games	SA	Avg.
CCNY	2001	67	384	5.73
Me.-Farmington	2003	92	525	5.71
Maine Maritime	2003	52	291	5.60
Staten Island	2001	51	284	5.57
Western New Eng.	2001	116	*624	5.38

Team	Year	Games	SA	Avg.
Staten Island	2005	82	430	5.24
Maine Maritime	2004	70	367	5.24
Husson	2005	105	544	5.18
Newbury	2001	59	301	5.10
Old Westbury	2005	99	504	5.09
Mt. St. Mary (N.Y.)	2001	93	461	4.96
Emmanuel (Mass.)	2003	109	509	4.67
Mount Ida	2002	91	424	4.66
Framingham St.	2001	100	465	4.65
Mt. St. Mary (N.Y.)	2002	74	337	4.55
Mass. Maritime	2002	65	289	4.45
Notre Dame (Md.)	2002	120	532	4.43
Maine Maritime	2005	102	450	4.41
Ramapo	2002	71	312	4.39
Daniel Webster	2005	61	268	4.39

*Record.

Defense

DIGS (1981-2000)

Team	Year	Games	D
Wheaton (Ill.)	1996	159	3,837
Salisbury	1998	149	3,778
Carthage	1989	153	3,766
Wheaton (Ill.)	1998	164	3,633
Rochester Inst.	1999	150	3,612
Thomas More	1993	164	3,545
Wheaton (Ill.)	1993	145	3,539
Wittenberg	1996	155	3,450
Wheaton (Ill.)	1995	158	3,436
Bluffton	1994	145	3,423
Catholic	1999	156	3,405
Wheaton (Ill.)	1997	149	3,381
York (Pa.)	1998	143	3,379
St. John Fisher	1996	155	3,373
Fredonia St.	1997	146	3,337
Anderson (Ind.)	1999	133	3,313
Bluffton	1996	158	3,298
Case Reserve	2000	137	3,289
Mt. St. Joseph	1999	141	3,262
Gallaudet	1995	124	3,261

DIGS WITH 30-POINT SCORING FORMAT (2001-PRESENT)

Team	Year	Games	D
Dominican (Ill.)	2003	138	3,846
Concordia (Ill.)	2002	147	3,557
Maranatha Baptist	2004	140	3,506
Rochester	2003	149	3,473
Maranatha Baptist	2005	136	3,456
Rochester Inst.	2002	153	3,443
Dominican (Ill.)	2004	136	3,433
Millikin	2004	155	3,419
Benedictine (Ill.)	2004	149	3,413
Maryville (Tenn.)	2003	139	3,386
Wis.-River Falls	2003	150	3,374
Millikin	2003	146	3,347
Rose-Hulman	2004	134	3,341
Catholic	2002	145	3,304
Baldwin-Wallace	2004	125	3,287
North Park	2003	144	3,283
Centre	2002	146	3,281
Union (N.Y.)	2001	144	3,269
Rowan	2002	115	3,255
Oneonta St.	2004	151	3,232

DIGS PER GAME (1981-2000)

Team	Year	Games	D	Avg.
Wis.-La Crosse	1989	99	2,665	26.92
Grove City	1995	116	3,052	26.31
Gallaudet	1995	124	3,261	26.30
Hanover	2000	108	2,764	25.59
Salisbury	1998	149	3,778	25.36
Goucher	1994	128	3,225	25.20
Endicott	1994	96	2,413	25.14
Hanover	1994	100	2,494	24.94
Anderson (Ind.)	1999	133	3,313	24.91
John Carroll	1994	112	2,784	24.86
Baldwin-Wallace	1994	91	2,258	24.81
Grove City	1994	107	2,653	24.79
Carthage	1989	153	3,766	24.61

Team	Year	Games	D	Avg.
Centre.....	1999	127	3,112	24.50
Allegheny.....	1990	128	3,128	24.44
Wheaton (Ill.).....	1993	145	3,539	24.41
Grove City.....	1996	111	2,680	24.14
Wheaton (Ill.).....	1996	159	*3,837	24.13
Rochester Inst.....	1999	150	3,612	24.08
Tufts.....	1996	122	2,932	24.03

*Record.

DIGS PER GAME WITH 30-POINT SCORING FORMAT (2001-PRESENT)

Team	Year	Games	D	Avg.
MacMurray.....	2001	85	2,614	30.75
Maranatha Baptist.....	2001	99	2,876	29.05
Fontbonne.....	2003	91	2,610	28.68
Rowan.....	2002	115	3,255	28.30
Webster.....	2002	98	2,743	27.99
Dominican (Ill.).....	2003	138	*3,846	27.87
La Roche.....	2001	93	2,571	27.65
Principia.....	2001	79	2,162	27.37
Denison.....	2004	104	2,799	26.91
Rowan.....	2001	102	2,738	26.84
Framingham St.....	2004	89	2,377	26.71
Misericordia.....	2004	96	2,550	26.56
Baldwin-Wallace.....	2004	125	3,287	26.30
Grove City.....	2002	112	2,913	26.01
Smith.....	2002	101	2,611	25.85
Bluffton.....	2002	121	3,104	25.65
Millsaps.....	2004	106	2,719	25.65
Defiance.....	2004	123	3,145	25.57
Denison.....	2005	100	2,549	25.49
Maranatha Baptist.....	2005	136	3,456	25.41

*Record.

Miscellaneous

BEST WINNING PERCENTAGE

Team	Year	W	L	Pct.
Central (Iowa).....	1999	41	0	1.000
Washington-St. Louis.....	1992	40	0	1.000
Bates.....	1989	36	0	1.000
Juniata.....	1996	43	1	.977
Grove City.....	1985	41	1	.976
Juniata.....	2003	38	1	.974
Wellesley.....	1998	37	1	.974
La Verne.....	2001	27	1	.964
Puget Sound.....	2000	25	1	.962
Central (Iowa).....	1988	25	1	.962
Washington-St. Louis.....	1993	44	2	.957
Juniata.....	1997	43	2	.956
Washington-St. Louis.....	1994	42	2	.955
Washington-St. Louis.....	2002	41	2	.953
Central (Iowa).....	2000	40	2	.952
Wis.-Whitewater.....	2000	40	2	.952
King's (Pa.).....	2002	39	2	.951
Calvin.....	1986	38	2	.950
Central (Iowa).....	1998	37	2	.949
Wellesley.....	1997	36	2	.947
Juniata.....	2005	35	2	.946
Washington-St. Louis.....	2005	35	2	.946
Gordon.....	2002	35	2	.946
Wis.-Eau Claire.....	1987	52	3	.945
Alma.....	2004	34	2	.944

MATCHES WON

No.	Team	Year
57	Wis.-Whitewater.....	1988
53	Ithaca.....	1994
53	Juniata.....	1987
52	Wis.-Eau Claire.....	1987
51	Rochester Inst.....	1992
51	Cortland St.....	1988
51	Wis.-Whitewater.....	1987
49	Rochester Inst.....	1988
49	Juniata.....	1984
47	Wis.-Whitewater.....	1989
47	Washington-St. Louis.....	1987
47	Wis.-La Crosse.....	1986
47	Rhode Island Col.....	1981

CONSECUTIVE MATCHES WON

No.	Team	Dates of Streak
60	Central (Iowa).....	Oct. 17, 1998-Sept. 1, 2000
59	Washington-St. Louis.....	Nov. 9, 1991-Sept. 18, 1993
51	Bates.....	Oct. 28, 1988-Sept. 28, 1990
43	Juniata.....	Aug. 30, 1996-Dec. 7, 1996
41	Grove City.....	Sept. 21, 1985-Nov. 7, 1985
39	Cortland St.....	Aug. 30-Nov. 1, 2003
38	Washington-St. Louis.....	Oct. 21, 1994-Sept. 30, 1995
34	Washington-St. Louis.....	Sept. 2-Nov. 5, 2005
31	Washington-St. Louis.....	Aug. 30-Nov. 1, 2002
31	Washington-St. Louis.....	Nov. 6, 1993-Oct. 13, 1994
31	Wis.-Platteville.....	Sept. 2, 1992-Oct. 24, 1992

CONSECUTIVE HOME-COURT MATCHES WON

No.	Team	Dates of Streak
101	Washington-St. Louis.....	Sept. 13, 1991-Nov. 9, 1996
65	Juniata.....	Sept. 20, 1994-Oct. 25, 1998
59	Eastern.....	Sept. 25, 1996-Oct. 1, 2002
54	Bates.....	1987-92
52	Juniata.....	Sept. 18, 1991-Nov. 20, 1993
35	Wis.-Oshkosh.....	Oct. 14, 1994-Dec. 6, 1996
31	Hope.....	Oct. 9, 1986-Nov. 1, 1989

CONSECUTIVE CONFERENCE MATCHES WON

(Includes all matches versus conference opponents)

No.	Team	Conference	Dates of Streak
277	Juniata.....	Middle Atlantic.....	Nov. 8, 1981-current entering 2006 season
146	Washington-St. Louis.....	University.....	Oct. 6, 1989-Oct. 6, 2002
102	Bridgewater St.....	MASCAC.....	Oct. 29, 1994-current entering 2006 season
94	Cortland St.....	SUNYAC.....	Sept. 14, 1996-Sept. 24, 2002
85	Hunter.....	CUNYAC.....	Sept. 19, 1996-Sept. 23, 2003
78	Eastern.....	PAC.....	Oct. 13, 1999-current entering 2006 season
70	Cortland St.....	SUNYAC.....	Sept. 25, 1987-Sept. 23, 1994
70	Hunter.....	CUNYAC.....	Nov. 1987-Sept. 1994
67	Wash. & Lee.....	ODAC.....	Sept. 19, 2001-current entering 2006 season
63	Wittenberg.....	NCAC.....	Oct. 20, 1997-Oct. 7, 2005
56	Brockport St.....	SUNYAC.....	Oct. 1, 1988-Oct. 15, 1994

CONSECUTIVE GAMES WON

No.	Team	Dates of Streak
49	Washington-St. Louis.....	Oct. 14-Nov. 18, 1995
48	Wis.-Whitewater.....	Sept. 27-Oct. 31, 2000
46	Cortland St.....	Oct. 10-Nov. 2, 2003
44	Central (Iowa).....	Oct. 16-Dec. 3, 1999
43	Roanoke.....	Sept. 6-Oct. 8, 2003
42	Coast Guard.....	Sept. 28-Oct. 26, 2004
42	Washington-St. Louis.....	Sept. 19-Oct. 16, 1992
41	New York U.....	Sept. 3-18, 2004
36	Wash. & Lee.....	Sept. 28-Oct. 30, 2004
36	Texas Lutheran.....	Sept. 25-Oct. 16, 2004
36	Washington-St. Louis.....	Sept. 22-Oct. 14, 1989
35	Gordon.....	Sept. 27-Oct. 12, 2002
34	Wis.-Whitewater.....	Sept. 1-16, 2000
34	Washington-St. Louis.....	Oct. 23-Nov. 13, 1992
33	Washington-St. Louis.....	Sept. 4-19, 1998
32	Wis.-Stout.....	Oct. 9-29, 2004
32	Cortland St.....	Sept. 24-Oct. 22, 2004
32	Wittenberg.....	Sept. 24-Oct. 16, 2004
32	Washington-St. Louis.....	Sept. 24-Oct. 15, 1993
31	Wittenberg.....	Sept. 10-24, 2005
31	Gordon.....	Sept. 7-27, 2003
30	Wittenberg.....	Sept. 20-Oct. 8, 2003
29	Washington-St. Louis.....	Oct. 18-Nov. 5, 2005
29	New Jersey City.....	Oct. 5-16, 2005
26	Skidmore.....	Oct. 8-21, 2000

CONSECUTIVE WINNING SEASONS

No.	Team	Years
25	*Ohio Northern.....	1981-05
25	*Juniata.....	1981-05
25	*Wis.-Whitewater.....	1981-05
23	*Cortland St.....	1983-05
20	*Washington-St. Louis.....	1986-05
18	Eastern Conn. St.....	1981-98
16	*Wittenberg.....	1990-05
14	Allegheny.....	1984-97
13	*MIT.....	1993-05
13	*Wash. & Lee.....	1993-05
13	Simpson.....	1985-97
12	*Eastern.....	1994-05

*Active streak.

MATCHES LOST

No.	Team	Year
38	Carthage	1981
37	Chris. Newport	1987
36	Wooster	1992
36	Wis.-Superior	1985
35	Alfred	1994
34	Washington (Md.)	2000
34	Washington (Md.)	1998
34	Dubuque	1989
32	Washington (Md.)	1999
32	Dickinson	1993
32	Westminster (Mo.)	1992
32	Buffalo St.	1984

CONSECUTIVE MATCHES LOST

No.	Team	Dates of Streak
59	Washington (Md.)	Sept. 15, 1999-Oct. 18, 2000
38	Dickinson	Sept. 21, 1994-Sept. 15, 1995
34	Alfred	Sept. 17, 1994-Sept. 19, 1995
31	Rutgers-Camden	Oct. 5, 2004-Oct. 18, 2005
30	Wooster	Sept. 12, 1992-Sept. 4, 1993
28	Clarkson	Sept. 9, 1994-Oct. 29, 1994

POINTS SCORED, THREE-GAME MATCH

No.	Team vs. Opponent	Scores	Date
57	Greensboro vs. Guilford	21-19, 19-17, 17-15	Sept. 10, 1994
51	Guilford vs. Greensboro	19-21, 17-19, 15-17	Sept. 10, 1994
50	Wooster vs. Carnegie Mellon	15-7, 16-14, 19-17	Oct. 2, 1993
49	Ohio Wesleyan vs. Wooster	18-16, 16-14, 15-7	Oct. 17, 1998
48	Cortland St. vs. Mich.-Dearborn	18-16, 15-6, 15-3	Sept. 9, 2000
48	Wooster vs. Olivet	15-13, 15-12, 18-16	Sept. 21, 1996
48	Cortland St. vs. Oneonta St.	15-4, 18-16, 15-2	Sept. 23, 1995
48	St. Norbert vs. Lawrence	15-9, 16-14, 17-15	Oct. 21, 1991

POINTS SCORED, THREE-GAME MATCH WITH 30-POINT SCORING FORMAT

No.	Team vs. Opponent	Scores	Date
102	Wash. & Lee vs. Emory	30-21, 30-27, 42-40	Sept. 13, 2003
101	Benedictine (Ill.) vs. Monmouth (Ill.)	31-29, 30-25, 40-38	Oct. 30, 2004
101	Clarkson vs. Skidmore	30-24, 30-22, 41-39	Nov. 8, 2002
100	Salisbury vs. Mary Washington	30-25, 30-27, 40-38	Nov. 5, 2002
99	Cortland St. vs. Geneseo St.	30-20, 30-20, 39-37	Oct. 29, 2002
98	Wis.-River Falls vs. Wis.-Stevens Point	30-26, 30-18, 38-36	Oct. 5, 2002
96	Wis.-River Falls vs. Lake Forest	36-34, 30-11, 30-17	Sept. 12, 2003
95	Waynesburg vs. Marietta	30-25, 30-24, 35-33	Sept. 25, 2004
95	Cortland St. vs. St. Michael's	30-20, 30-18, 35-33	Sept. 5, 2003
95	Cortland St. vs. Buffalo St.	31-29, 32-30, 31-29	Nov. 8, 2002
95	Richard Stockton vs. Washington (Md.)	30-17, 30-17, 35-33	Sept. 7, 2002
94	Richard Stockton vs. Notre Dame (Md.)	30-23, 34-32, 30-12	Oct. 19, 2002
93	Muhlenberg vs. Eastern Conn. St.	30-24, 33-31, 30-17	Sept. 27, 2003
93	Western Conn. St. vs. Suffolk	33-31, 30-20, 30-24	Sept. 5, 2003
93	Rochester vs. Union (N.Y.)	30-13, 30-24, 33-31	Nov. 2, 2002
93	Lake Forest vs. Ripon	30-21, 33-31, 30-26	Sept. 29, 2002
93	Chris. Newport vs. Randolph-Macon	30-24, 30-23, 33-31	Sept. 18, 2002
93	Thomas More vs. Albion	30-24, 33-31, 30-17	Sept. 1, 2002
93	Colby-Sawyer vs. Plymouth St.	30-27, 33-31, 30-24	Oct. 15, 2001
93	Haverford vs. Bryn Mawr	30-11, 33-31, 30-23	Sept. 1, 2001

POINTS SCORED, FOUR-GAME MATCH

No.	Team vs. Opponent	Scores	Date
65	Wellesley vs. Tufts	15-12, 17-19, 18-16, 15-9	Oct. 2, 1992
65	Stillman vs. LeMoyne-Owen	16-18, 17-15, 15-13, 17-15	Sept. 12, 1987
63	St. Norbert vs. Lawrence	16-18, 17-15, 15-13, 15-5	Oct. 30, 1999
62	Cortland St. vs. Binghamton	15-7, 16-14, 15-17, 16-14	Sept. 2, 1995
62	Guilford vs. Maryville (Tenn.)	16-18, 15-10, 16-14, 15-9	Sept. 11, 1993
61	Cortland St. vs. Albion	16-18, 15-7, 15-4, 15-4	Sept. 7, 1999
61	Ohio Wesleyan vs. Urbana	15-6, 15-7, 16-18, 15-13	Oct. 30, 1993
61	Guilford vs. Roanoke	15-12, 16-18, 15-12, 15-6	Oct. 18, 1991
60	St. Benedict vs. Hamline	15-6, 15-17, 15-12, 15-7	Nov. 3, 2000
60	Wooster vs. Heidelberg	15-3, 14-16, 15-4, 16-14	Sept. 26, 2000
60	Cortland St. vs. St. John Fisher	15-4, 13-15, 17-15, 15-4	Sept. 16, 1998
60	Cortland St. vs. Plattsburgh St.	15-17, 15-4, 15-4, 15-3	Oct. 14, 1995
60	Guilford vs. Lynchburg	15-8, 15-6, 15-17, 15-9	Sept. 26, 1995
60	Guilford vs. East. Mennonite	14-16, 15-6, 16-14, 15-13	Oct. 15, 1993
60	Cortland St. vs. New Paltz St.	15-10, 14-16, 15-12, 16-14	Oct. 16, 1992
59	Wooster vs. Penn St.-Behrend	15-13, 15-8, 14-16, 15-6	Sept. 14, 1999
59	Wooster vs. Earlham	15-11, 14-16, 15-3, 15-7	Oct. 24, 1998
59	Wooster vs. Kenyon	16-14, 12-15, 16-14, 15-3	Oct. 14, 1998
59	Guilford vs. Bridgewater (Va.)	15-6, 15-11, 10-15, 19-17	Oct. 3, 1997
59	Wooster vs. Hiram	15-11, 15-12, 14-16, 15-12	Oct. 3, 1995
59	Wooster vs. Kenyon	15-8, 13-15, 15-7, 16-14	Oct. 12, 1994
59	Guilford vs. Averett	13-15, 15-13, 16-14, 15-8	Sept. 24, 1993

POINTS SCORED, FOUR-GAME MATCH WITH 30-POINT SCORING FORMAT

No.	Team vs. Opponent	Scores	Date
127	Haverford vs. Mich.-Dearborn	40-38, 27-30, 30-24, 30-26	Sept. 1, 2001
126	Ithaca vs. Rochester	27-30, 30-28, 39-37, 30-23	Nov. 15, 2003
125	St. Norbert vs. Monmouth (Ill.)	30-24, 29-31, 36-34, 30-27	Sept. 27, 2003
125	Wis.-Stevens Point vs. Martin Luther	31-33, 30-24, 34-32, 30-23	Sept. 20, 2003
125	Lake Forest vs. Grinnell	31-29, 30-23, 27-30, 37-35	Nov. 8, 2002
124	Cortland St. vs. Rochester Inst.	30-21, 31-29, 33-35, 30-22	Sept. 20, 2002
124	Plymouth St. vs. Mass.-Boston	31-29, 33-35, 30-19, 30-28	Oct. 31, 2001
123	Wheaton (Mass.) vs. Western New Eng.	33-35, 30-14, 30-23, 30-17	Oct. 16, 2004
122	Hiram vs. Wooster	30-28, 30-24, 32-34, 30-28	Oct. 12, 2005
122	Redlands vs. Claremont-M-S	28-30, 30-28, 30-26, 34-32	Nov. 2, 2004
122	Ithaca vs. UC Santa Cruz	30-26, 32-34, 30-24, 30-23	Sept. 6, 2003
122	Lake Forest vs. Chicago	30-32, 30-21, 32-30, 30-18	Oct. 25, 2002
122	Chris. Newport vs. N.C. Wesleyan	30-12, 32-34, 30-9, 30-27	Oct. 23, 2002
122	Richard Stockton vs. Alfred	30-26, 29-31, 33-31, 30-18	Oct. 13, 2002
122	New Jersey City vs. Montclair St.	32-30, 30-32, 30-24, 30-22	Oct. 23, 2001
121	Wis.-Stevens Point vs. Hamline	31-33, 30-26, 30-28, 30-17	Oct. 22, 2005
121	Cortland St. vs. Oneonta St.	30-20, 28-30, 33-31, 30-17	Nov. 6, 2004
121	Monmouth (Ill.) vs. Principia	30-23, 30-32, 31-29, 30-22	Sept. 4, 2004
121	Wis.-Stevens Point vs. Ripon	30-26, 33-31, 28-30, 30-26	Sept. 4, 2004
121	Haverford vs. Muhlenberg	30-22, 31-33, 30-21, 30-23	Oct. 22, 2003
120	Ohio Northern vs. Central (Iowa)	32-30, 30-22, 28-30, 30-20	Sept. 10, 2004
120	Lake Forest vs. North Park	30-28, 36-34, 24-30, 30-22	Oct. 15, 2002
120	Richard Stockton vs. Gwynedd-Mercy	30-32, 30-26, 30-13, 30-24	Aug. 31, 2002
120	Eastern vs. Seton Hill	30-21, 30-13, 30-32, 30-27	Sept. 6, 2002
120	New Jersey City vs. Ramapo	30-32, 30-28, 30-25, 30-28	Oct. 16, 2001
120	Simpson vs. North Central (Ill.)	32-30, 27-30, 30-26, 31-29	Oct. 5, 2001

POINTS SCORED, FIVE-GAME MATCH

No.	Team vs. Opponent	Scores	Date
82	Ohio Wesleyan vs. Denison	15-5, 16-18, 12-15, 15-6, 24-22	Oct. 25, 1997
76	St. Norbert vs. Carroll (Wis.)	12-15, 15-7, 15-6, 13-15, 21-19	Nov. 6, 1998
76	Wooster vs. Hiram	12-15, 17-15, 15-8, 17-19, 15-9	Oct. 6, 1994
76	Wooster vs. Bethany (W.V.)	15-5, 12-15, 15-12, 15-17, 15-9	Aug. 31, 1994
75	Guilford vs. Maryville (Tenn.)	10-15, 16-18, 15-2, 15-5, 19-17	Sept. 12, 1992
75	Cortland St. vs. Colgate	15-12, 13-15, 16-14, 16-18, 15-13	Sept. 25, 1985
74	Cortland St. vs. New Paltz St.	15-6, 16-18, 13-15, 15-11, 15-10	Oct. 17, 1997
73	Washington (Md.) vs. Ursinus	15-9, 15-8, 13-15, 11-15, 19-17	Oct. 6, 1993
72	Guilford vs. Roanoke	12-15, 15-9, 15-8, 13-15, 17-15	Oct. 8, 1997
72	Guilford vs. Centre	15-12, 13-15, 15-11, 14-16, 15-9	Oct. 14, 1996
72	Cortland St. vs. Trinity (Tex.)	13-15, 15-11, 15-8, 16-18, 13-15	Sept. 18, 1992
71	Guilford vs. Emory & Henry	16-14, 15-12, 12-15, 13-15, 15-9	Oct. 21, 1998
71	Wooster vs. Oberlin	15-9, 16-18, 10-15, 15-10, 15-12	Oct. 10, 1998
71	Guilford vs. Rand.-Macon Woman's	15-10, 9-15, 15-17, 15-4, 17-15	Sept. 27, 1995
71	Guilford vs. Roanoke	15-6, 13-15, 11-15, 17-15, 15-10	Sept. 8, 1995
71	Guilford vs. Bridgewater (Va.)	13-15, 15-3, 15-13, 12-15, 16-14	Nov. 9, 1991

POINTS SCORED, FIVE-GAME MATCH WITH 30-POINT SCORING FORMAT

No.	Team vs. Opponent	Scores	Date
162	Case Reserve vs. Hiram	42-40, 35-37, 36-34, 34-36, 15-10	Oct. 3, 2001
157	Hiram vs. Case Reserve	40-42, 37-35, 34-36, 36-34, 10-15	Oct. 3, 2001
141	St. Scholastica vs. Wis.-Eau Claire	30-28, 30-27, 34-36, 30-32, 17-19	Oct. 10, 2002
140	Skidmore vs. Oneonta St.	35-37, 30-22, 30-32, 30-25, 15-10	Oct. 13, 2002
138	Rochester vs. Fredonia St.	32-34, 27-30, 30-27, 34-32, 15-12	Sept. 17, 2002
137	Wis.-Stevens Point vs. New York U.	28-30, 32-34, 32-30, 30-27, 15-5	Sept. 3, 2005
136	Cortland St. vs. Rochester Inst.	28-30, 30-32, 33-31, 30-16, 15-9	Sept. 18, 2004
136	Oneonta St. vs. Union (N.Y.)	28-30, 30-27, 30-26, 33-35, 15-11	Oct. 13, 2002
136	Simpson vs. Carthage	30-28, 28-30, 30-19, 30-32, 18-16	Sept. 14, 2002
136	St. Norbert vs. Wis.-Superior	30-23, 29-31, 30-16, 32-34, 15-10	Sept. 1, 2001
135	DeSales vs. Muhlenberg	36-34, 28-30, 30-20, 25-30, 16-14	Aug. 30, 2003
135	Simpson vs. Monmouth (Ill.)	34-32, 27-30, 27-30, 30-26, 17-15	Oct. 26, 2002
134	Monmouth (Ill.) vs. Grinnell	29-31, 27-30, 30-13, 33-31, 15-8	Oct. 27, 2004
134	Cortland St. vs. Western Conn. St.	30-24, 27-30, 30-25, 27-30, 20-18	Oct. 10, 2003
134	Cortland St. vs. Le Moyne	17-30, 33-31, 31-33, 30-27, 23-25	Oct. 1, 2002
134	Simpson vs. St. Norbert	36-34, 24-30, 30-18, 28-30, 16-14	Sept. 7, 2002
134	Haverford vs. Macalester	28-30, 28-30, 31-29, 31-29, 16-14	Oct. 19, 2001
134	Chris. Newport vs. Shenandoah	33-30, 30-17, 28-30, 28-30, 15-13	Sept. 8, 2001
133	Haverford vs. Smith	30-20, 30-32, 28-30, 30-24, 15-8	Oct. 13, 2002
133	Lake Forest vs. Elmhurst	26-30, 31-29, 28-30, 33-31, 15-12	Oct. 8, 2002
132	Wheaton (Mass.) vs. Schreiner	30-26, 28-30, 30-22, 29-31, 15-11	Sept. 6, 2003
132	Colby-Sawyer vs. Eastern Nazarene	30-21, 29-31, 28-30, 30-21, 15-10	Oct. 29, 2002

No.	Team vs. Opponent	Scores	Date
132	Elmhurst vs. Lake Forest	30-26, 29-31, 30-28, 31-33, 12-15	Oct. 8, 2002
132	New Jersey City vs. John Jay	28-30, 30-28, 30-23, 29-31, 15-11	Sept. 28, 2002

SINGLE GAME

No.	Team vs. Opponent	Scores	Date
24	Ohio Wesleyan vs. Denison	24-22	Oct. 25, 1997
24	Rowan vs. Wm. Paterson	24-22	Oct. 29, 1996
22	Denison vs. Ohio Wesleyan	22-24	Oct. 25, 1997
22	Wm. Paterson vs. Rowan	22-24	Oct. 29, 1996
21	St. Norbert vs. Carroll (Wis.)	21-19	Nov. 6, 1998
19	Carroll (Wis.) vs. St. Norbert	19-21	Nov. 6, 1998
19	Wooster vs. Carnegie Mellon	19-17	Oct. 2, 1993

SINGLE GAME WITH 30-POINT SCORING FORMAT

No.	Team vs. Opponent	Scores	Date
46	Urbana vs. Wooster	46-44	Sept. 11, 2004
44	Wooster vs. Urbana	44-46	Sept. 11, 2004
42	Wash. & Lee vs. Emory	42-40	Sept. 13, 2003
42	Case Reserve vs. Hiram	42-40	Oct. 3, 2001
41	Clarkson vs. Skidmore	41-39	Nov. 8, 2002

No.	Team vs. Opponent	Scores	Date
40	Benedictine (Ill.) vs. Monmouth (Ill.)	40-38	Oct. 30, 2004
40	Emory vs. Wash. & Lee	40-42	Sept. 13, 2003
40	Salisbury vs. Mary Washington	40-38	Nov. 5, 2002
40	Hiram vs. Case Reserve	40-42	Oct. 3, 2001
40	Haverford vs. Mich.-Dearborn	40-38	Sept. 1, 2001
39	Ithaca vs. Rochester	39-37	Nov. 15, 2003
39	Skidmore vs. Clarkson	39-41	Nov. 8, 2002
39	Cortland St. vs. Geneseo St.	39-37	Oct. 29, 2002
39	Rose-Hulman vs. Heidelberg	39-37	Oct. 10, 2001
39	Cortland St. vs. Mich.-Dearborn	39-37	Sept. 8, 2001
38	Monmouth (Ill.) vs. Benedictine (Ill.)	38-40	Oct. 30, 2004
38	Mary Washington vs. Salisbury	38-40	Nov. 5, 2002
38	Cortland St. vs. Indiana (Pa.)	38-36	Sept. 28, 2001
37	Rochester vs. Ithaca	37-39	Nov. 15, 2003
37	Lake Forest vs. Grinnell	37-35	Nov. 8, 2002
37	Geneseo St. vs. Cortland St.	37-39	Oct. 29, 2002
37	Oneonta St. vs. Skidmore	37-35	Oct. 13, 2002
37	Heidelberg vs. Rose-Hulman	37-39	Oct. 10, 2001
37	Hiram vs. Case Reserve	37-35	Oct. 3, 2001

Annual Team Champions

Hitting Percentage

Season	Team	W-L	G	K	E	Att.	Pct.
1994	Rhodes	30-14	146	1,804	450	3,501	.387
1995	Rhodes	28-18	167	2,124	602	4,080	.373
1996	Rhodes	25-19	158	2,127	845	4,177	.307
1997	Central (Iowa)	36-4	130	1,778	464	3,886	.338
1998	Washington-St. Louis	37-4	136	2,052	624	4,455	.321
1999	Central (Iowa)	*41-0	132	2,013	487	4,429	.345
2000	Frostburg St.	34-4	135	1,705	397	3,972	.329
2001	Wis.-Oshkosh	32-5	123	2,044	641	4,274	.328
2002	Marywood	18-10	97	1,016	248	1,940	*.396
2003	Trinity (Tex.)	33-5	132	1,891	409	4,288	.346
2004	Trinity (Tex.)	31-6	119	1,840	445	4,231	.330
2005	Keuka	18-6	75	995	244	2,095	.358

*Record.

Kills

Season	Team	W-L	G	K	Avg.
1994	Coe	14-11	88	1,381	15.69
1995	Wis.-Eau Claire	24-8	119	1,718	14.44
1996	Wis.-Eau Claire	29-7	122	1,813	14.86
1997	Wis.-Eau Claire	32-6	135	2,134	15.81
1998	UC San Diego	26-5	104	1,638	15.75
1999	Rochester Inst.	33-9	150	2,396	15.97
2000	Wis.-Oshkosh	30-9	134	2,243	16.74
2001	Wis.-Whitewater	35-3	129	2,144	16.62
2002	St. Thomas (Minn.)	30-7	131	2,203	*16.82
2003	Juniata	38-1	129	2,144	16.75
2004	Juniata	33-6	129	2,153	16.69
2005	Washington-St. Louis	35-2	122	1,964	16.10

*Record.

Assists

Season	Team	W-L	G	Ast.	Avg.
1994	Juniata	37-9	150	2,077	13.85
1995	Calvin	30-8	120	1,597	13.31
1996	Washington-St. Louis	38-6	147	1,948	13.25
1997	Wis.-Eau Claire	32-6	135	1,941	14.38
1998	UC San Diego	26-5	104	1,467	14.11
1999	Neb. Wesleyan	17-10	97	1,383	14.26
2000	Wis.-Oshkosh	30-9	134	2,115	15.78
2001	St. Thomas (Minn.)	22-8	102	1,572	15.41
2002	Lakeland	32-5	131	2,097	*16.01
2003	Ohio Northern	30-8	134	2,020	15.07
2004	Wittenberg	35-3	121	1,932	15.97
2005	Calvin	30-9	137	2,007	14.65

*Record.

Service Aces

Season	Team	W-L	G	SA	Avg.
1994	Misericordia	15-10	84	336	4.00
1995	Merchant Marine	24-7	88	444	5.05
1996	Regis (Mass.)	17-13	102	442	4.33
1997	Merchant Marine	23-5	93	471	5.06
1998	Merchant Marine	21-9	101	423	4.19
1999	New England	9-15	91	400	4.40
2000	New England	12-12	82	314	3.83
2001	CCNY	16-4	67	384	*5.73
2002	Mount Ida	17-9	91	424	4.66
2003	Me.-Farmington	17-9	92	525	5.71
2004	Maine Maritime	10-10	70	367	5.24
2005	Staten Island	6-19	82	430	5.24

*Record.

Blocks

Season	Team	W-L	G	S	A	Tot.	Avg.
1994	Upper Iowa	10-19	89	326	578	615	6.91
1995	Guilford	18-12	108	214	153	790	7.32
1996	Misericordia	16-7	79	391	271	526	6.66
1997	Marian (Wis.)	29-5	123	327	452	553	4.50
1998	Marian (Wis.)	28-7	131	191	534	458	3.50
1999	Marian (Wis.)	29-9	138	167	619	476	3.45
2000	Muskingum	24-7	105	235	461	475	4.53
2001	Lycoming	10-9	72	317	162	398	5.53
2002	Gordon	35-2	119	488	353	665	5.58
2003	Westminster (Mo.)	16-14	94	302	177	391	4.15
2004	Carthage	31-6	131	168	330	498	3.80
2005	Capital	32-5	128	150	598	449	3.51

Digs

Season	Team	W-L	G	D	Avg.
1994	Goucher	30-17	128	3,225	25.20
1995	Marywood	6-14	62	2,086	33.65
1996	Grove City	22-10	111	2,680	24.14
1997	Smith	24-12	128	2,962	23.14
1998	Salisbury	25-14	149	3,778	25.36
1999	Anderson (Ind.)	31-8	133	3,313	24.91
2000	Hanover	7-23	108	2,764	25.59
2001	MacMurray	5-19	85	2,614	*30.75
2002	Rowan	27-9	115	3,255	28.30
2003	Fontbonne	20-8	91	2,610	28.68
2004	Denison	20-10	104	2,799	26.91
2005	Denison	19-10	100	2,549	25.49

*Record.

Match Won-Lost Percentage

Season	Team	W-L	Pct.
1994	Washington-St. Louis	42-2	.955
1995	Washington-St. Louis	42-3	.933
1996	Juniata	43-1	.977
1997	Juniata	43-2	.956
1998	Wellesley	37-1	.974

Season	Team	W-L	Pct.
1999	Central (Iowa)	41-0	*1.000
2000	Puget Sound	25-1	.962
2001	La Verne	27-1	.964
2002	Washington-St. Louis	41-2	.953
2003	Juniata	38-1	.974
2004	Alma	34-2	.944
2005	Juniata	35-2	.946
	Washington-St. Louis	35-2	.946

*Record.

AVCA Final Division III Polls

Compiled before the NCAA championship.

2005

1. Wis.-Whitewater
2. Juniata
3. Wittenberg
4. Emory
5. La Verne
6. Washington-St. Louis
7. New York U.
8. Carleton
9. Wis.-Eau Claire
10. Wis.-Oshkosh
11. St. Thomas (Minn.)
12. Whitworth
13. Concordia-M'head
14. Ohio Northern
15. Linfield
16. St. Benedict
17. Central (Iowa)
18. Austin
19. Colby
20. Wis.-Platteville
21. Cal Lutheran
22. Mt. St. Joseph
23. Southwestern (Tex.)
24. Elmhurst
25. Cal St. East Bay

2004

1. Juniata
2. Washington-St. Louis
3. La Verne
4. Wittenberg
5. New York U.
6. Emory
7. Cal St. East Bay
8. Mt. St. Joseph
9. Wis.-La Crosse
10. Ohio Northern
11. Trinity (Tex.)
12. Wis.-Whitewater
13. Wis.-Stout
14. Central (Iowa)
15. Elmhurst
16. Concordia-M'head
17. Wis.-Platteville
18. Carleton
19. Williams
20. Wis.-River Falls
21. Alma
22. St. Benedict
23. Texas Lutheran

24. Wis.-Oshkosh
25. Carnegie Mellon

2003

1. Washington-St. Louis
2. New York U.
3. La Verne
4. Juniata
5. Emory
6. Wis.-La Crosse
7. Ohio Northern
8. Trinity (Tex.)
9. Cal St. East Bay
10. Wittenberg
11. Wis.-River Falls
12. Mt. St. Joseph
13. Wartburg
14. Wis.-Whitewater
15. Linfield
16. Central (Iowa)
17. St. Thomas (Minn.)
18. Williams
19. Pacific Lutheran
20. Southwestern (Tex.)
21. Wis.-Oshkosh
22. Elmhurst
23. Springfield
24. Simpson
25. Concordia-M'head

2002

1. Wis.-Whitewater
2. Washington-St. Louis
3. Trinity (Tex.)
4. Juniata
5. Cal St. East Bay
6. Wittenberg
7. Emory
8. Mt. St. Joseph
9. Whitworth
10. La Verne
11. Puget Sound
12. Wis.-River Falls
13. Wartburg
14. Elmhurst
15. Ohio Northern
16. Neb. Wesleyan
17. Wis.-Stout
18. Nazareth
19. Central (Iowa)
20. Williams

21. St. Thomas (Minn.)
22. Baldwin-Wallace
23. George Fox
24. King's (Pa.)
25. Wellesley

2001

1. La Verne
2. Wis.-Whitewater
3. Juniata
4. Washington-St. Louis
5. Trinity (Tex.)
6. Mt. St. Joseph
7. Central (Iowa)
8. Cal St. East Bay
9. Wis.-Oshkosh
10. Wellesley
11. Emory
12. Ohio Northern
13. Wartburg
14. Elmhurst
15. Nazareth
16. Wittenberg
17. Bethel (Minn.)
18. Puget Sound
19. St. Olaf
20. Catholic

2000

1. Central (Iowa)
2. Wis.-Whitewater
3. Washington-St. Louis
4. Juniata
5. Puget Sound
6. Mt. St. Joseph
7. Emory
8. Elmhurst
9. La Verne
10. Wis.-River Falls
11. Trinity (Tex.)
12. Wis.-Oshkosh
13. Wittenberg
14. Wellesley
15. Cortland St.
16. Ohio Northern
17. Cal St. East Bay
18. St. Olaf
19. DePauw
20. Frank. & Marsh.

1999

1. Central (Iowa)

2. UC San Diego
3. Trinity (Tex.)
4. Juniata
5. Muskingum
6. Wis.-Whitewater
7. Wis.-River Falls
8. Washington-St. Louis
9. Mt. St. Joseph
10. Cortland St.
11. Wellesley
12. Emory
13. Cal St. East Bay
14. Colorado Col.
15. Dubuque
16. Ithaca
17. Ohio Northern
18. Wis.-La Crosse
19. Calvin
20. Elmhurst

1998

1. Juniata
2. Central (Iowa)
3. Washington-St. Louis
4. UC San Diego
5. Cortland St.
6. Wis.-Whitewater
7. Wartburg
8. Trinity (Tex.)
9. Cal Lutheran
10. Wellesley
11. Wis.-River Falls
12. Cal St. East Bay
13. Neb. Wesleyan
14. Wittenberg
15. Mt. St. Joseph
16. St. Benedict
17. Rochester Inst.
18. Emory
19. Southwestern (Tex.)
20. St. Olaf

1997

1. Juniata
2. Washington-St. Louis
3. UC San Diego
4. Wittenberg
5. Wis.-Whitewater
6. St. Benedict
7. Hope

8. Central (Iowa)
9. Ithaca
10. Wis.-Eau Claire
11. Wis.-La Crosse
12. Ohio Northern
13. Emory
14. Cortland St.
15. Wellesley

1996

1. Washington-St. Louis
2. Juniata
3. Cal Lutheran
4. UC San Diego
5. St. Olaf
6. Wis.-Whitewater
7. Wis.-Oshkosh
8. Neb. Wesleyan
9. Cortland St.
10. Wis.-River Falls
11. Emory
12. Ohio Northern
13. Bluffton
14. Wis.-Eau Claire
15. Trinity (Tex.)

1995

1. Juniata
2. Washington-St. Louis
3. Ithaca
4. Kalamazoo
5. Cal Lutheran
6. UC San Diego
7. St. Olaf
8. Wis.-Oshkosh
9. Wis.-Whitewater
10. Ohio Northern
11. Dubuque
12. Wis.-River Falls
13. Springfield
14. Thomas More
15. Rochester

1994

1. Washington-St. Louis
2. Juniata
3. UC San Diego
4. St. Olaf
5. Ithaca
6. Trinity (Tex.)
7. Wis.-Stout

8. Brockport St.
9. Ohio Northern
10. Wis.-Eau Claire
11. Wis.-Whitewater
12. Wis.-Oshkosh
13. Bluffton
14. Simpson
15. Cal Lutheran

1993

1. Washington-St. Louis
2. UC San Diego
3. Juniata
4. Thomas More
5. John Carroll
6. Wis.-Whitewater
7. Rochester Inst.
8. Trinity (Tex.)
9. St. Benedict
10. St. Olaf
11. Wis.-Oshkosh
12. Wittenberg
13. Claremont-M-S
14. Redlands Ithaca

1992

1. Washington-St. Louis
2. Juniata
3. St. Thomas (Minn.)
4. Rochester Inst.
5. Menlo
6. Stony Brook
7. Wis.-La Crosse
8. Upsala
9. Wis.-Platteville
10. Wis.-Whitewater
11. UC San Diego
12. Calvin
13. Thomas More
14. La Verne St. Benedict

2005 AVCA Division III Coaches Top 25 Poll Weekly Results

Team	PS	September			October				November			
		13	20	27	4	11	18	25	1	8	15	F
Austin.....	NR	24	23	21	20	24	25	24	23	24	20	18
Cal Lutheran.....	NR	NR	NR	NR	NR	21	19	17	14	16	18	21
Cal St. East Bay.....	11	19	19	NR	NR	NR	NR	NR	NR	NR	NR	25
Capital.....	NR	NR	NR	NR	25	25	23	NR	23	20	25	NR
Carleton.....	17	17	13	11	13	13	13	12	9	9	8	8
Carthage.....	NR	NR	NR	NR	NR	NR	NR	23	25	NR	NR	NR
Central (Iowa).....	13	11	17	16	16	17	17	16	15	12	15	17
Colby.....	NR	NR	NR	NR	NR	NR	NR	NR	NR	NR	23	19
Concordia-M'head.....	15	13	16	17	17	12	12	10	12	10	12	13
Cortland St.	23	20	19	22	NR	NR	NR	NR	NR	NR	NR	NR
Eastern.....	NR	25	25	23	21	19	21	22	22	25	NR	NR
Elmhurst.....	12	12	9	7	9	9	8	18	20	21	22	24
Emory.....	5	4	4	3	3	3	3	3	3	1	1	4
Juniata.....	2	2	2	2	2	2	2	2	2	2	2	2
La Verne.....	7	8	5	4	4	6	9	8	7	6	6	5
Linfield.....	NR	15	8	9	8	15	15	14	11	18	16	15
Mt. St. Joseph.....	9	6	7	10	12	11	11	11	16	17	19	22
New York U.	3	5	6	6	6	4	4	4	4	4	4	7
Ohio Northern.....	10	10	12	12	11	10	10	9	10	14	14	14
Pacific Lutheran.....	22	NR	NR	NR	NR	NR	NR	NR	NR	NR	NR	NR
St. Benedict.....	18	16	15	20	22	22	22	21	19	19	17	16
St. Thomas (Minn.).....	NR	NR	24	18	15	16	14	13	17	13	11	11
Southwestern (Tex.).....	NR	NR	NR	NR	NR	NR	NR	NR	NR	NR	24	23
Texas Lutheran.....	25	NR	NR	NR	NR	NR	NR	NR	NR	NR	NR	NR
Trinity (Tex.).....	6	13	14	13	14	18	20	20	21	23	NR	NR
Wash. & Lee.....	25	NR	NR	NR	NR	NR	NR	NR	NR	NR	NR	NR
Washington-St. Louis.....	1	1	1	1	1	1	1	1	1	3	3	6
Whitworth.....	24	NR	NR	24	23	20	18	19	17	15	13	12
Williams.....	19	21	NR	NR	NR	NR	NR	NR	NR	NR	NR	NR
Wis.-Eau Claire.....	NR	NR	NR	25	19	14	16	15	13	11	9	9
Wis.-La Crosse.....	14	18	18	19	24	NR	NR	NR	NR	NR	NR	NR
Wis.-Oshkosh.....	NR	23	22	15	10	8	7	7	8	8	10	10
Wis.-Platteville.....	16	9	11	14	18	23	24	25	NR	22	21	20
Wis.-River Falls.....	20	NR	NR	NR	NR	NR	NR	NR	NR	NR	NR	NR
Wis.-Stout.....	21	22	21	NR	NR	NR	NR	NR	NR	NR	NR	NR
Wis.-Whitewater.....	8	7	10	8	7	5	5	5	5	7	7	1
Wittenberg.....	4	3	3	5	5	7	6	6	6	5	5	3

PS—preseason poll; F—final poll.

Collegiate Records

Season Records..... 88
Career Records 91



Collegiate Season Records

Attack

KILLS (1981-2000)

Player, Team (Division)	Year	Games	Kills
Ronda Jo Miller, Gallaudet (III)	1999	146	1,038
Jill McCreary, Akron (I)	1990	182	965
Christa Downey, Nazareth (III)	2000	138	936
Becky Thyhsen, Fla. Southern (II)	1991	165	904
Ronda Jo Miller, Gallaudet (III)	1997	139	896
Javonne Brooks, New Orleans (I)	1992	144	878
Marsha Bond, Kentucky (I)	1983	—	874
Ronda Jo Miller, Gallaudet (III)	1998	137	865
Svetlana Vtyurina, George Washington (I)	1995	120	847
Svetlana Vtyurina, George Washington (I)	1992	129	833
Renata Menchikova, UCF (I)	1995	138	830
Kim Woodring, Wittenberg (III)	1996	146	821
Adamilka Gil, New Paltz St. (III)	1996	144	816
Carol Pereira, West Tex. A&M (II)	1992	146	814
Shelly Lowery, Mo. Western St. (II)	1994	148	809

KILLS WITH 30-POINT SCORING FORMAT (2001-PRESENT)

Player, Team (Division)	Year	Games	Kills
Christa Downey, Nazareth (III)	2002	136	1,065
Christa Downey, Nazareth (III)	2001	132	983
Sarah Mosher, Rockford (III)	2003	115	924
Lucy Arroyo, Henderson St. (II)	2001	139	919
Yana Ninova, North Ala. (II)	2003	140	857
Kim Willoughby, Hawaii (I)	2001	118	850
Stacey Gordon, Ohio St. (I)	2004	119	842
Lizzelle Cintron, New Jersey City (III)	2004	121	831
Ogonna Nnamani, Stanford (I)	2004	133	823
Katie Campbell, Skidmore (III)	2002	146	817
Christina Pintilie, Long Island (I)	2002	144	816
Andreea Cotoranu, Pace (II)	2001	124	816
Sarah Mosher, Rockford (III)	2002	108	780
Mary Welk, Dominican (III.) (III)	2003	137	777
Jessica Shepler, Rockhurst (II)	2003	153	767
Martina Veiglova, Ga. Southern (I)	2003	131	764
Kelly Wing, UC Irvine (I)	2003	133	764

KILLS PER GAME (1981-2000) (Minimum 500 kills)

Player, Team (Division)	Year	Games	Kills	Avg.
Noelia Castillo, Queens (N.Y.) (II)	1999	96	771	8.03
Sarah McFarland, Loyola Marymount (I)	2000	98	762	7.78
Catalina Suarez, UMKC (I)	1988	71	535	7.54
Sarah McFarland, Loyola Marymount (I)	1999	102	750	7.35
Domini Lanzone, Rutgers-Newark (III)	1999	104	750	7.21
Ronda Jo Miller, Gallaudet (III)	1999	146	*1,038	7.11
Svetlana Vtyurina, George Washington (I)	1995	120	847	7.06
Sarah Noriega, Loyola Marymount (I)	1997	89	614	6.90
Christa Downey, Nazareth (III)	2000	138	936	6.78
Catalina Suarez, UMKC (I)	1989	104	694	6.67
Masha Mosenzhnik, Queens (N.Y.) (II)	1997	99	657	6.64
Pavla Melicharova, Northwood (II)	1993	104	678	6.52
Svetlana Vtyurina, George Washington (I)	1992	129	833	6.46
Ronda Jo Miller, Gallaudet (III)	1997	139	896	6.45
Priscilla Pacheco, Georgia (I)	1993	117	754	6.44

*Record.

KILLS PER GAME WITH 30-POINT SCORING FORMAT (2001-PRESENT) (Minimum 500 kills)

Player, Team (Division)	Year	Games	Kills	Avg.
Sarah Mosher, Rockford (III)	2003	115	924	8.03
Christa Downey, Nazareth (III)	2002	136	*1,065	7.83
Erja Vettenrantta, CCNY (III)	2002	94	726	7.72
Christa Downey, Nazareth (III)	2001	132	983	7.45
Sarah Mosher, Rockford (III)	2002	108	780	7.22
Kim Willoughby, Hawaii (I)	2001	118	850	7.20
Yu Chuan Weng, BYU-Hawaii (II)	2005	79	559	7.08
Stacey Gordon, Ohio St. (I)	2004	119	842	7.08
Lizzelle Cintron, New Jersey City (III)	2004	121	831	6.87
Carrie Ritchie, Ashland (II)	2003	105	718	6.84
Lauren Barnes, Gordon (III)	2003	105	713	6.79

Player, Team (Division)	Year	Games	Kills	Avg.
Aline Pereira, George Mason (I)	2003	113	753	6.66
Stacey Gordon, Ohio St. (I)	2003	107	708	6.62
Lucy Arroyo, Henderson St. (II)	2001	139	919	6.61
Sarah Mosher, Rockford (III)	2001	105	693	6.60
Kim Willoughby, Hawaii (I)	2003	114	752	6.60

*Record.

TOTAL ATTEMPTS (1981-2000)

Player, Team (Division)	Year	Games	TA
Jill McCreary, Akron (I)	1990	182	2,175
Linda Santiago, UCF (I)	1991	128	2,044
Shelly Held, Minn. Duluth (II)	1987	187	1,973
Stephanie George, Wheaton (III.) (III)	1998	161	1,962
Jill Haas, Sacramento St. (I)	1996	126	1,959
Christie Hackmann, Truman (II)	1995	132	1,955
Niki Mock, Fort Hays St. (II)	1991	—	1,930
Domini Lanzone, Rutgers-Newark (III)	1999	104	1,922
Jill Haas, Sacramento St. (I)	1995	132	1,914
Christa Downey, Nazareth (III)	2000	138	1,906
Kerry House, Loyola Marymount (I)	1990	138	1,898
Rachel Haworth, Wheaton (III.) (III)	1992	143	1,893
Denene Jacovetta, Regis (Colo.) (II)	1984	—	1,879
Michelle Collier, South Fla. (I)	2000	121	1,873
Ronda Jo Miller, Gallaudet (III)	1998	137	1,860

TOTAL ATTEMPTS WITH 30-POINT SCORING FORMAT (2001-PRESENT)

Player, Team (Division)	Year	Games	TA
Lucy Arroyo, Henderson St. (II)	2001	139	2,165
Sarah Mosher, Rockford (III)	2003	115	2,095
Tera Lobdell, Northern Ill. (I)	2004	123	2,082
Christa Downey, Nazareth (III)	2002	136	2,081
Katie Campbell, Skidmore (III)	2002	146	2,060
Sarah Obras, Ball St. (I)	2003	129	1,981
Christa Downey, Nazareth (III)	2001	132	1,948
Kelly Wing, UC Irvine (I)	2003	133	1,868
Carrie Ritchie, Ashland (II)	2003	105	1,837
Ogonna Nnamani, Stanford (I)	2004	133	1,819
Mary Kate Glowe, Ashland (II)	2005	121	1,802
Rachel VanMeter, Illinois (I)	2005	116	1,786
Kim Willoughby, Hawaii (I)	2001	118	1,782
Erika Figueiredo, St. Edward's (II)	2002	136	1,774
Logan Pierce, Winthrop (I)	2002	144	1,766
Neva Metcalf, Wheaton (Mass.) (III)	2003	145	1,765
Carrie Ritchie, Ashland (II)	2004	117	1,745
Leslie Finn, Clemson (I)	2004	122	1,739


TOTAL ATTEMPTS PER GAME (1981-2000) (Minimum 1,200 attempts)

Player, Team (Division)	Year	Games	TA	Avg.
Domini Lanzone, Rutgers-Newark (III)	1999	104	1,922	18.48
Sarah McFarland, Loyola Marymount (I)	2000	98	1,670	17.04
Noelia Castillo, Queens (N.Y.) (II)	1999	96	1,571	16.36
Sarah McFarland, Loyola Marymount (I)	1999	102	1,642	16.10
Linda Santiago, UCF (I)	1991	128	2,044	15.97
Amy Wade, Cal St. Bakersfield (II)	2000	103	1,632	15.84
Anissa Parker, McNeese St. (I)	2000	109	1,726	15.83
Jill Haas, Sacramento St. (I)	1996	126	1,959	15.55
Michelle Collier, South Fla. (I)	2000	121	1,873	15.48
Dawn Cady, Kansas St. (I)	1999	109	1,671	15.33
Jaime Salay, Denison (III)	1997	115	1,760	15.30
Masha Mosenzhnik, Queens (N.Y.) (II)	1997	99	1,485	15.00
Christie Hackmann, Truman (II)	1995	132	1,955	14.81
Catalina Suarez, UMKC (I)	1989	104	1,530	14.71
Shawna Parkinson, Chapman (II)	1993	86	1,234	14.35

TOTAL ATTEMPTS PER GAME WITH 30-POINT SCORING FORMAT (2001-PRESENT) (Minimum 1,200 attempts)

Player, Team (Division)	Year	Games	TA	Avg.
Sarah Mosher, Rockford (III)	2003	115	2,095	18.22
Carrie Ritchie, Ashland (II)	2003	105	1,837	17.50
Tera Lobdell, Northern Ill. (I)	2004	123	2,082	16.93
Lucy Arroyo, Henderson St. (II)	2001	139	*2,165	15.58
Rachel VanMeter, Illinois (I)	2005	116	1,786	15.39
Sarah Obras, Ball St. (I)	2003	129	1,981	15.36
Christa Downey, Nazareth (III)	2002	136	2,081	15.30
Stacey Gordon, Ohio St. (I)	2003	107	1,601	15.24
Kim Willoughby, Hawaii (I)	2001	118	1,782	15.10
Sarah Mosher, Rockford (III)	2002	108	1,619	14.99

North Alabama Sports Information



North Alabama's Ashley Moffitt (1) ranks fourth collegiately among setters in total assists, since 2001, with 1,951 assists in 136 games in 2003.

Player, Team (Division)	Year	Games	TA	Avg.
Carrie Ritchie, Ashland (II)	2004	117	1,745	14.91
Mary Kate Glowce, Ashland (II)	2005	121	1,802	14.89
Christa Downey, Nazareth (III)	2001	132	1,948	14.75
Jennifer Wittenburg, Houston (I)	2001	103	1,505	14.61
Laura Jones, Texas A&M (I)	2005	115	1,672	14.54
Stacey Gordon, Ohio St. (I)	2004	119	1,729	14.53
Sarah Ahrens, Neb. Wesleyan (III)	2004	101	1,458	14.44
Elizabeth Bishop, Cornell (I)	2004	88	1,265	14.38

*Record.

HITTING PERCENTAGE (1981-2000)
(Minimum 3 attempts per game through 1999 season; minimum 4 attempts per game in 2000)

Player, Team (Division)	Year	Games	K-E/TA	Pct.
Amy Albers, Washington-St. Louis (III)	1994	134	600-83/938	.551
Amy Albers, Washington-St. Louis (III)	1993	140	596-65/983	.540
Tyrone Clark, Florida A&M (I)	1988	98	224-35/364	.519
Karen Lorton, St. Mary's (Ind.) (III)	1992	89	443-46/776	.512
Stacy Metro, Northern Mich. (II)	1993	109	206-33/339	.510
Roxann Meyer, Truman (II)	1987	104	246-62/361	.510
Lisa Becker, Washington-St. Louis (III)	1992	112	360-65/581	.508
Carol Pereira, West Tex. A&M (II)	1990	118	586-67/1,031	.503
Kelly Sabol, West Va. Wesleyan (II)	1996	123	434-61/744	.501
Jennifer Martz, Washington-St. Louis (III)	1997	140	613-108/1,021	.495
Linda Samuelson, Air Force (II)	1982	—	652-115/1,084	.495
Cristina Pereira, West Tex. A&M (II)	1991	132	515-65/912	.493
Sara Stewart, Ohio Northern (III)	1990	111	519-94/864	.492
Cristina Pereira, West Tex. A&M (II)	1990	125	580-78/1,021	.492
Peggy Stead, C.W. Post (II)	1996	81	240-42/407	.486
Kim Merrill, S.C.-Aiken (II)	1997	131	541-73/963	.486

HITTING PERCENTAGE WITH 30-POINT SCORING FORMAT (2001-PRESENT)
(Minimum 4 attempts per game)

Player, Team (Division)	Year	Games	K-E/TA	Pct.
Kisha Lucette, Paine (II)	2005	134	646-104/1,025	.529
Maria Andonova, Florida A&M (I)	2004	95	332-51/558	.504
Erja Vettentranta, CCNY (III)	2002	94	726-133/1,193	.497
Mo Coverdale, Cal Lutheran (III)	2005	62	312-50/532	.492
Tana-Marie McMarrow, Queens (N.Y.) (II)	2002	91	286-55/477	.484
Anne Woodsum, Husson (III)	2005	101	386-66/663	.483
Kindra Lewis, Alvernia (III)	2002	121	397-49/722	.482
Courtney Peters, Averett (III)	2005	114	416-85/687	.482
Jess Dobrowolski, St. Joseph (Conn.) (III)	2004	85	262-74/393	.478
Michelle Oros, Marywood (III)	2002	90	217-45/362	.475

Player, Team (Division)	Year	Games	K-E/TA	Pct.
Jayli Jackson, Florida A&M (I)	2003	92	259-56/429	.473
Stephanie Kines, Juniata (III)	2004	116	434-81/746	.473
Kim Morohunfolo, Cal St. San B'dino (II)	2001	93	411-83/694	.473
Li YiZhi, Lock Haven (II)	2003	126	538-90/952	.471
Janel Herring, Albany St. (Ga.) (II)	2002	105	466-80/822	.470
Kate Smith, Greensboro (III)	2005	122	550-134/888	.468
Beth Waltrich, Neumann (III)	2001	100	416-66/749	.467
Janice Mars, Keuka (III)	2005	72	206-38/361	.465
Benavia Jenkins, Florida (I)	2003	67	212-45/359	.465
Chun Yi Lin, BYU-Hawaii (II)	2003	77	341-43/641	.465
Anne Benham, Sweet Briar (III)	2001	92	385-121/568	.465
Jackie Struck, North Fla. (II)	2003	113	477-97/818	.465

Setting

ASSISTS (1981-2000)

Player, Team (Division)	Year	Games	Assists
Christi Nash, Fla. Southern (II)	1991	165	2,208
Celeste Perkins, Fort Hays St. (II)	1991	—	2,162
Amber Simpson, Mo. Western St. (II)	1989	201	2,142
Shelli Habegger, Wittenberg (III)	2000	144	2,081
Jenni Driscoll, North Ala. (II)	1996	168	2,060
Leah Dennie, Air Force (II)	1991	174	2,031
Billeye Gladen, Air Force (II)	1992	170	2,027
Tami Hamilton, Brigham Young (I)	1984	157	2,026
Rhaya Tomberlin, Minn. Duluth (II)	1987	187	2,006
Gerl Wilson, Mo.-St. Louis (II)	1989	—	1,988
Michelle Jaworski, Penn St. (I)	1990	140	1,966
Irene Arguelles, Regis (Colo.) (II)	1989	—	1,943
Ushi Patel, Rochester Inst. (III)	1999	148	1,924
Tammy Belcher, Mississippi-Women (II)	1990	30M	1,895
Colleen Carver, Juniata (III)	1998	149	1,887

ASSISTS WITH 30-POINT SCORING FORMAT (2001-PRESENT)

Player, Team (Division)	Year	Games	Assists
Sarah Yuskewich, Wittenberg (III)	2002	143	2,125
Kellie Haire, Presbyterian (II)	2003	142	1,972
Kathleen Clifford, Benedictine (III.) (III)	2001	156	1,967
Ashley Moffitt, North Ala. (II)	2003	136	1,951
Laura Bellinger, North Ala. (II)	2005	133	1,910
Kele Eveland, Georgia Tech (I)	2002	144	1,905
Jane Baumgartner, Ala.-Huntsville (II)	2001	141	1,870
Erica Van Arsdale, Montevallo (II)	2001	143	1,852
Cailin Terhaar, Concordia-St. Paul (II)	2005	126	1,846
Katie Zondervan, Calvin (III)	2005	137	1,840
Kathleen Clifford, Benedictine (III.) (III)	2002	152	1,840
Heather Watts, Memphis (I)	2004	136	1,830
Kele Eveland, Georgia Tech (I)	2003	122	1,822
Ashley Hain, UC Irvine (I)	2003	133	1,814
Sara Noe, Western Ky. (I)	2002	135	1,814
Kara Brown, Rockhurst (II)	2001	143	1,806
Heather Watts, Memphis (I)	2003	135	1,792
Jamie McFadden, Barton (II)	2003	134	1,789

ASSISTS PER GAME (1981-2000)
(Minimum 1,200 assists)

Player, Team (Division)	Year	Games	Assists	Avg.
Disney Bronnenberg, Kansas St. (I)	1998	109	1,694	15.54
Melissa Beitz, Illinois (I)	1998	120	1,859	15.49
Jen Boleyn, Ohio St. (I)	1995	103	1,591	15.45
Becci Roehl, Pepperdine (I)	1996	84	1,284	15.29
Janice Mounds, Southern California (I)	1998	99	1,490	15.05
Dana Chuha, Baylor (I)	2000	108	1,623	15.03
Disney Bronnenberg, Kansas St. (I)	2000	113	1,696	15.01
Kimberly Coleman, UCLA (I)	1997	110	1,646	14.96
Meredith Van Horn, Oklahoma (I)	1997	116	1,726	14.88
Jen Boleyn, Ohio St. (I)	1996	108	1,599	14.81
Cindy Cox, Colorado St. (I)	1987	119	1,756	14.76
Kelly Campbell, Colorado (I)	1996	103	1,519	14.75
Erika Selsor, UCLA (I)	2000	124	1,824	14.71
Dana Chuha, Baylor (I)	1999	89	1,308	14.70
Kelly Campbell, Colorado (I)	1998	107	1,572	14.69

ASSISTS PER GAME WITH 30-POINT SCORING FORMAT (2001-PRESENT)
(Minimum 1,200 assists)

Player, Team (Division)	Year	Games	Assists	Avg.
Lindsey Laband, Georgia Tech (I)	2004	108	1,663	15.40

COLLEGIATE RECORDS

Player, Team (Division)	Year	Games	Assists	Avg.
Erin Heger, Wis.-Stout (III)	2004	106	1,600	15.09
Kele Eveland, Georgia Tech (I)	2003	122	1,822	14.93
Courtney Thompson, Washington (I)	2005	108	1,608	14.89
Marisa Main, Ohio St. (I)	2004	120	1,785	14.88
Kim Wooster, Lakeland (III)	2002	112	1,666	14.88
Sarah Yuskewich, Wittenberg (II)	2002	143	*2,125	14.86
Savanah Parra, Ohio (I)	2005	116	1,704	14.69
Courtney Thompson, Washington (I)	2004	112	1,643	14.67
Cailin Terhaar, Concordia-St. Paul (II)	2005	126	1,846	14.65
Jane Gibbs, St. Thomas (Minn.) (III)	2002	107	1,567	14.64
Lindsey Hunter, Missouri (I)	2004	103	1,486	14.43
Kelli Sousa, Santa Clara (I)	2002	112	1,610	14.38
Laura Bellinger, North Ala. (II)	2005	133	1,910	14.36
Ashley Moffitt, North Ala. (II)	2003	136	1,951	14.35
Jane Gibbs, St. Thomas (Minn.) (III)	2001	96	1,371	14.28
Kate Reome, Central Wash. (II)	2004	91	1,297	14.25
Lindsey Sherburne, San Diego (I)	2003	107	1,524	14.24
Katie Virtue, Ohio St. (I)	2001	108	1,537	14.23

*Record.

Service

SERVICE ACES (1981-2000)

Player, Team (Division)	Year	Games	Aces
Holly Butterfield, Fla. Southern (II)	1981	135	305
Kim Spottswood, Morgan St. (I)	1991	—	171
Belinda Spivey, South Fla. (I)	1986	158	168
Kate Maffei, Rhodes (III)	1995	156	166
Irene Arguelles, Regis (Colo.) (II)	1988	—	163
Courtney Lee, Skidmore (III)	1999	154	160
Stephanie Crawford, Wash. & Jeff. (III)	1996	102	159
Kaysonlee Watson, Florida A&M (I)	1993	144	159
Maribeth Masica, George Mason (I)	1986	106	156
Kerry Lewin, Northern Ky. (II)	1994	113	152
Wendy Stammer, LSU (I)	1986	159	151
Sue Stremming, Millikin (III)	1983	105	151
Stephanie Crawford, Wash. & Jeff. (III)	1995	88	150
Gina Dionne, Dowling (II)	1992	—	149
Karen Sollenberger, Messiah (III)	1999	116	148
Leslie Hartman, Rochester (III)	1992	131	148

SERVICE ACES WITH 30-POINT SCORING FORMAT (2001-PRESENT)

Player, Team (Division)	Year	Games	Aces
Eileen Nicole Rodriguez, Albany (N.Y.) (I)	2002	113	207
Jeze Rodriguez, Hunter (III)	2002	157	193
Ashley Challinor, Newbury (III)	2005	119	186
Monica Herrera, Mercy (II)	2001	110	181
Ashley Challinor, Newbury (III)	2004	109	170
Jeze Rodriguez, Hunter (III)	2001	121	158
Mandy Dessert, Southern Me. (III)	2003	102	153
Jennifer Hoyt, Old Westbury (III)	2005	96	151
Karen Sollenberger, Messiah (III)	2002	126	150
Magaly Gomez, St. Augustine's (II)	2002	91	145
Angela Lavioe, Lasell (III)	2004	115	144
Robert Ayers, Mount Olive (II)	2001	127	144
Alexis Keeler, Wesleyan (Conn.) (III)	2001	129	144
Eileen Nicole Rodriguez, Albany (N.Y.) (I)	2003	126	143
Stephanie Merholz, Belmont Abbey (II)	2002	99	140
Katie Gwiazdowski, Notre Dame (Md.) (III)	2002	120	136
Barbara Czelej, Dowling (II)	2002	121	135
Ashley Dixon, Misericordia (III)	2002	113	133
Barbara Czelej, Dowling (II)	2001	151	133

SERVICE ACES PER GAME (1981-2000) (Minimum 75 aces)

Player, Team (Division)	Year	Games	Aces	Avg.
Holly Butterfield, Fla. Southern (II)	1981	135	*305	2.26
Stephanie Crawford, Wash. & Jeff. (III)	1995	88	150	1.70
Stephanie Crawford, Wash. & Jeff. (III)	1996	102	159	1.56
Maribeth Masica, George Mason (I)	1986	106	156	1.47
Sue Stremming, Millikin (III)	1983	105	151	1.44
Allison Sidorosky, Roger Williams (III)	1994	92	128	1.39
Kerry Lewin, Northern Ky. (II)	1994	113	152	1.35
Janet Spence, Marietta (III)	1987	93	123	1.32
Farley Snow, Jacksonville (I)	1990	103	135	1.31
Amanda Bowers, Regis (Mass.) (III)	1996	102	133	1.30
Andrea Peer, Merchant Marine (III)	1997	86	112	1.30
Karen Sollenberger, Messiah (III)	1999	116	148	1.28

Player, Team (Division)	Year	Games	Aces	Avg.
Geovanny Gomez, New Jersey City (III)	1997	110	139	1.26
Shelia Landa, New Jersey City (III)	1997	114	144	1.26
Tracy Krupa, Misericordia (III)	1994	84	106	1.26

*Record.

SERVICE ACES PER GAME WITH 30-POINT SCORING FORMAT (2001-PRESENT) (Minimum 75 aces)

Player, Team (Division)	Year	Games	Aces	Avg.
Erja Vettenranta, CCNY (III)	2001	62	122	1.97
Jamie Hoke, Mass. Maritime (III)	2002	54	102	1.89
Eileen Nicole Rodriguez, Albany (N.Y.) (I)	2002	113	*207	1.83
Monica Herrera, Mercy (II)	2001	110	181	1.65
Erin Moseley, Daniel Webster (III)	2005	61	100	1.64
Jasmin Ryan, Brooklyn (III)	2002	55	89	1.62
Magaly Gomez, St. Augustine's (II)	2002	91	145	1.59
Jennifer Hoyt, Old Westbury (III)	2005	96	151	1.57
Ashley Challinor, Newbury (III)	2005	119	186	1.56
Ashley Challinor, Newbury (III)	2004	109	170	1.56
Megan Whitman, Rosemont (III)	2003	66	102	1.55
Mariya Korobkova, Staten Island (III)	2005	76	117	1.54
Erin Moseley, Daniel Webster (III)	2004	62	93	1.50
Mandy Dessert, Southern Me. (III)	2003	102	153	1.50
Valerie Bryant, Russell Sage (III)	2001	88	132	1.50
Tara Monastero, Mt. St. Mary (N.Y.) (III)	2002	53	79	1.49
Melissa Blodgett, Me.-Farmington (III)	2003	72	105	1.46
Stephanie Merholz, Belmont Abbey (II)	2002	99	140	1.41
Stephanie Adams, Mass.-Boston (III)	2004	78	110	1.41

*Record.

Defense

DIGS (1981-2000)

Player, Team (Division)	Year	Games	Digs
Jill Crouse-Wolf, York (Pa.) (III)	1999	141	980
Debbie Hall, Elon (II)	1995	172	978
Mia Viola, North Central (III.) (III)	2000	143	907
Cris Waterhouse, Catholic (III)	1994	144	890
Tracy Milliman, St. Andrews (II)	1995	144	879
Rachel Haworth, Wheaton (III.) (III)	1993	137	860
Carrie Zeller, Juniata (III)	1998	140	841
Kim Woodring, Wittenberg (III)	1996	146	835
Jenny Boerger, Thomas More (III)	1993	160	833
Jill Crouse, York (Pa.) (III)	1997	139	815
Jayma Neal, Montevallo (II)	1998	152	812
Chris Hines, Metro St. (II)	1989	182	812
Belgica Santana, New Paltz St. (III)	1997	142	798
Sarah Hirschman, Wheaton (III.) (III)	1994	143	790
Heather Hauser, Gardner-Webb (II)	1999	139	789

DIGS WITH 30-POINT SCORING FORMAT (2001-03)

Player, Team (Division)	Year	Games	Digs
Karen Tobias, Maryville (Tenn.) (III)	2003	128	1,110
Laura Wiegele, Thomas More (III)	2003	147	953
Mary Welk, Dominican (III.) (III)	2003	137	951
Karen Tobias, Maryville (Tenn.) (III)	2002	113	907
Karen Tobias, Maryville (Tenn.) (III)	2001	129	901
Katie Crumley, Millikin (III)	2003	142	884
Amanda Klufetos, North Park (III)	2003	140	873
Erin Calteaux, Carthage (III)	2003	133	869
Karlee Kanuckel, Ohio Northern (III)	2003	134	869
Holly Johnson, Capital (III)	2002	129	851
Becky Herman, Skidmore (III)	2003	132	825
Emilie Schmid, Wittenberg (III)	2003	111	814
Katie Vegter, Augustana (Ill.) (III)	2003	137	811
Suann Adler, Edgewood (III)	2003	132	794
Sarah Gascon, Southeastern La. (I)	2003	118	786

DIGS WITH 30-POINT GAMES/UNLIMITED LIBERO SUBSTITUTIONS (2004-PRESENT)

Player, Team (Division)	Year	Games	Digs
Emilie Schmid, Wittenberg (III)	2004	121	1,056
Casey Tierney, Catholic (III)	2004	139	1,042
Katie Crumley, Millikin (III)	2004	151	1,007
Karen Tobias, Maryville (Tenn.) (III)	2004	115	1,005
Karlee Kanuckel, Ohio Northern (III)	2005	129	980
Kera Maure, Beloit (III)	2004	139	980
Kera Maure, Beloit (III)	2005	118	958
Sandra Nowicki, Dominican (III.) (III)	2004	124	928

Player, Team (Division)	Year	Games	Digs
Paula Gentil, Minnesota (I)	2004	138	924
Regina Morrone, Elmhurst (III)	2004	148	909
Holly Morgan, Tiffin (II)	2005	142	895
Holly Morgan, Tiffin (II)	2004	142	883
Laura Wiegele, Thomas More (III)	2004	139	882
Shannon Young, Russell Sage (III)	2004	126	878
Becky Herman, Skidmore (II)	2004	130	872
Laura Wiegele, Thomas More (III)	2005	126	862
Kim Stoll, Baldwin-Wallace (III)	2004	125	859
Blaire Young, Carson-Newman (II)	2004	126	856
Jessica Steadman, Benedictine (III.) (III)	2004	135	855
Katie Tarka, Central Mo. St. (II)	2004	127	855

DIGS PER GAME (1981-2000)
(Minimum 400 digs)

Player, Team (Division)	Year	Games	Digs	Avg.
Jill Crouse-Wolf, York (Pa.) (III)	1999	141	*980	6.95
Lauren Mazurkiewicz, Montclair St. (III)	1997	74	482	6.51
Sarah Hamsher, Grove City (III)	1995	116	744	6.41
Mia Viola, North Central (III.) (III)	2000	143	907	6.34
Sarah Stafford, Mass.-Boston (III)	1999	89	560	6.29
Rachel Haworth, Wheaton (III.) (III)	1993	137	860	6.28
Julie Goebel, Marietta (III)	1989	97	608	6.27
Catalina Suarez, UMKC (I)	1989	104	644	6.19
Cris Waterhouse, Catholic (III)	1994	144	890	6.18
Jody Lindstrom, Millersville (II)	1994	97	599	6.18
Dyan Kovacs, Gallaudet (III)	1995	123	758	6.16
Marnie Blau, Wis.-Eau Claire (III)	1997	120	739	6.16
Tracy Milliman, St. Andrews (II)	1995	144	879	6.10
Jami Blackman, DePauw (III)	1992	108	649	6.01
Carrie Zeller, Juniata (II)	1998	140	841	6.01

*Record.

DIGS PER GAME WITH 30-POINT SCORING FORMAT (2001-03)
(Minimum 400 digs)

Player, Team (Division)	Year	Games	Digs	Avg.
Karen Tobias, Maryville (Tenn.) (III)	2003	128	*1,110	8.67
Amber Dirks, MacMurray (III)	2001	75	617	8.23
Karen Tobias, Maryville (Tenn.) (III)	2002	113	907	8.03
Emilie Schmid, Wittenberg (III)	2003	111	814	7.33

Player, Team (Division)	Year	Games	Digs	Avg.
Erin Otto, Marywood (III)	2001	78	562	7.21
Sarah Heger, Fontbonne (III)	2003	87	621	7.14
Jocelyn Decker, Millersville (II)	2005	111	790	7.12
Karen Tobias, Maryville (Tenn.) (III)	2001	129	901	6.98
Mary Welk, Dominican (III.) (III)	2003	137	951	6.94
Megan Whitman, Rosemont (III)	2003	66	456	6.91
Monica Halligan, Belmont Abbey (II)	2005	85	587	6.91
Sarah Gascon, Southeastern La. (I)	2003	118	786	6.66
Molly Schrader, Ohio Northern (III)	2002	110	730	6.64
Holly Johnson, Capital (III)	2002	129	851	6.60

*Record.

DIGS PER GAME WITH 30-POINT SCORING FORMAT/ UNLIMITED LIBERO SUBSTITUTIONS (2004-PRESENT)
(Minimum 400 digs)

Player, Team (Division)	Year	Games	Digs	Avg.
Karen Tobias, Maryville (Tenn.) (III)	2004	115	1,005	8.74
Emilie Schmid, Wittenberg (III)	2004	121	*1,056	8.73
Rachae Bell, Redlands (III)	2005	80	651	8.14
Kera Maure, Beloit (III)	2005	118	958	8.12
Melissa Anghelone, Mt. St. Mary (N.Y.) (III)	2004	85	690	8.12
Maggie Caramanico, Widener (III)	2005	92	721	7.84
Karlee Kanuckel, Ohio Northern (III)	2005	129	980	7.60
Cairlin Krupka, Denison (III)	2005	94	711	7.56
Casey Tierney, Catholic (III)	2004	139	1,042	7.50
Sandra Nowicki, Dominican (III.) (III)	2004	124	928	7.48
Karlee Kanuckel, Ohio Northern (III)	2004	106	784	7.40
Natalie Ristow, St. Scholastica (III)	2004	113	829	7.34
Maggie Caramanico, Widener (III)	2004	105	757	7.21
Sei Hee Hwang, Wayne St. (Mich.) (II)	2004	85	602	7.08
Kera Maure, Beloit (III)	2004	139	980	7.05
Becky Dreher, Oral Roberts (I)	2004	117	821	7.02
Veronica Schneider, Willamette (III)	2005	76	530	6.97
Shannon Young, Russell Sage (III)	2004	126	878	6.97
Lindsey Thompson, Neb. Wesleyan (III)	2005	97	673	6.94
Kimberly Ferris, Elmira (III)	2004	103	711	6.90
Kim Stoll, Baldwin-Wallace (III)	2004	125	859	6.87
Jenny McReynolds, Princeton (I)	2005	84	574	6.83
Deborah Sotthamer, Southern California (I)	2005	102	696	6.82
Elvina Kung, Brown (I)	2004	95	648	6.82

*Record.

Collegiate Career Records

Attack

KILLS

Player, Team (Division)	Years	Games	Kills
Ronda Jo Miller, Gallaudet (III)	1996-99	583	3,579
Svetlana Vtyurina, George Washington (I)	1992-95	488	3,043
Christa Downey, Nazareth (III)	2000-02	406	2,984
Javonne Brooks, New Orleans (I)	1989-92	597	2,932
Sarah Mosher, Rockford (III)	2000-03	441	2,849
Tara Cross, Long Beach St. (I)	1986-89	488	2,767
Michelle Collier, South Fla. (I)	^1998-02	481	2,729
Pavia Melicharova, Northwood (II)	1993-96	448	2,676
Priscilla Pacheco, Georgia (I)	1991-94	480	2,675
Kim Willoughby, Hawaii (I)	2000-03	439	2,598
Ronda Price, North Ala. (II)	1996-99	585	2,550
Erin Deffenbaugh, Northern Colo. (II/I)	2000-02, 04	493	2,529
Ellen LaFiore, Ala.-Huntsville (II)	1998-01	521	2,528
Erika Figueiredo, St. Edward's (II)	2001-04	514	2,466
Dawn Reinhardt, Wittenberg (III)	1995-98	529	2,458
Ogonna Nnamani, Stanford (I)	2001-04	498	2,450
Jill McCreary, Akron (I)	1987,89-91	546	2,439
Deanna Behnfeldt, Findlay (II)	1998-01	542	2,437
Andrea Cotoranu, Pace (II)	2000-03	493	2,411
Alma Brahimaj, Central Okla. (II)	1999-02	474	2,404

^Received medical redshirt for 1999 season.

KILLS PER GAME
(Minimum 1,000 kills)

Player, Team (Division)	Years	Games	Kills	Avg.
Christa Downey, Nazareth (III)	2000-02	406	2,984	7.35
Sarah Mosher, Rockford (III)	2000-03	441	2,849	6.46
Sarah McFarland, Loyola Marymount (I)	1997-00	314	2,020	6.43
Carrie Ritchie, Ashland (II)	2003-04	222	1,417	6.38

Player, Team (Division)	Years	Games	Kills	Avg.
Svetlana Vtyurina, George Washington (I)	1992-95	488	3,043	6.24
Ronda Jo Miller, Gallaudet (III)	1996-99	583	*3,579	6.14
Pavia Melicharova, Northwood (II)	1993-96	448	2,676	5.97
Kim Willoughby, Hawaii (I)	2000-03	439	2,598	5.92
Renata Menchikova, UCF (I)	1995-97	368	2,151	5.85
Kristee Porter, UCLA (I)	1998-01	397	2,255	5.68
Michelle Collier, South Fla. (I)	^1998-02	481	2,729	5.67
Tara Cross, Long Beach St. (I)	1986-89	488	2,767	5.67
Priscilla Pacheco, Georgia (I)	1991-94	480	2,675	5.57
Lucy Arroyo, Henderson St. (II)	2000-01	266	1,457	5.48
Domini Lanzone, Rutgers-Newark (III)	@1999-03	407	2,217	5.45
Macarena Ponce Dancuart, Lincoln Memorial (II)	1998-99	241	1,304	5.41
Masha Mosenzhink, Queens (N.Y.) (II)	1997-98, 2003-04	409	2,208	5.40
Jennifer Wittenburg, Houston (I)	1999-01	261	1,406	5.39
Tee Williams, Hawaii (I)	1987-89	350	1,873	5.35

*Record. ^Received medical redshirt for 1999 season. @Received medical redshirt for 2000 season.

TOTAL ATTEMPTS

Player, Team (Division)	Years	Games	TA
Ronda Jo Miller, Gallaudet (III)	1996-99	583	7,117
Michelle Collier, South Fla. (I)	^1998-02	481	6,633
Erin Deffenbaugh, Northern Colo. (II/I)	2000-02, 04	493	6,465
Sarah Mosher, Rockford (III)	2000-03	441	6,246
Ronda Price, North Ala. (II)	1996-99	585	6,091
Alma Brahimaj, Central Okla. (II)	1999-02	474	6,057
Priscilla Pacheco, Georgia (I)	1991-94	480	6,006
Erika Figueiredo, St. Edward's (II)	2001-04	514	5,984
Svetlana Vtyurina, George Washington (I)	1992-95	488	5,975
Javonne Brooks, New Orleans (I)	1989-92	597	5,939
Christa Downey, Nazareth (III)	2000-02	406	5,935
Lauren Mackey, Morehead St. (I)	1995-98	502	5,933

HITTING PERCENTAGE*
(Minimum 1,500 attempts)


Player, Team (Division)	Years	Games	K-E/TA	Pct.
Amy Albers, Washington-St. Louis (III)	1992-94	391	1,591-213/2,598	.530
Jennifer Martz, Washington-St. Louis (III)	1995-98	549	2,068-455/3,634	.444
Sandra Alexander, North Ala. (II)	2000-02	335	915-166/1,690	.443
Christina Southward, Wis.-Oshkosh (III)	1998-01	508	1,081-215/1,988	.435
Catherine Schott, Gettysburg (III)	1996-99	500	2,239-411/4,214	.434
Amy Cayemburg, Wis.-Oshkosh (III)	1990-91	287	1,256-215/2,427	.429
Lisa Becker, Washington-St. Louis (III)	1989-92	386	1,070-255/1,901	.429
Shelley Swan, Washington-St. Louis (III)	1994-95	264	862-187/1,577	.428
Brenda LaFlamme, Averett (III)	1994-97	510	2,000-476/3,564	.428
Kake Maffei, Rhodes (II)	1994-97	558	1,875-445/3,368	.425
Macarena Ponce Dancuart, Lincoln Memorial (II)	1998-99	241	1,304-247/2,498	.423
Virag Domokos, George Mason (I)	1993-96	449	1,562-331/2,911	.423
Danielle Scott, Long Beach St. (I)	1990-93	447	1,778-447/3,164	.421
Mary Eggers, Illinois (I)	1985-88	513	1,761-326/3,417	.420
Katie Gielow, Washington-St. Louis (III)	1997-00	418	1,508-351/2,769	.418
Lynn Haden, Averett (III)	1990-93	387	1,378-249/2,707	.417
Erica Berggren, South Fla. (I)	1993-96	427	1,438-288/2,768	.415
Emily Adams, Southern California (I)	2001-04	344	1,049-207/2,029	.415
Becky Thyhsen, Fla. Southern (II)	1989-91	436	1,789-330/3,526	.414
Ellen LaFiore, Ala.-Huntsville (II)	1998-01	521	2,528-479/5,052	.406

*Hitting percentage is derived by subtracting errors from kills and dividing that remainder by total attempts.

Setting

ASSISTS

Player, Team (Division)	Years	Games	Assists
Leah Dennie, Air Force (II)	1988-91	657	7,080
Ushi Patel, Rochester Inst. (III)	1996-99	572	7,008
Ashley Moffitt, North Ala. (II)	2000-03	506	6,985
Irene Arguelles, Regis (Colo.) (II)	1988-91	604	6,951
Roxanna Rivera, S.C.-Aiken (II)	1994-97	571	6,845
Beth Nowicki, Thomas More/Wittenberg (III)	1994-95/96-97	569	6,804
Cailin Terhaar, Concordia-St. Paul (II)	2002-05	495	6,724
Tammy Robertson, UAB (I)	1989-92	620	6,650
Michelle Jaworski, Penn St. (I)	1987-90	—	6,596
Kara Brown, Rockhurst (II)	1998-01	547	6,562
Maureen Rafferty, Sacramento St. (I)	1996-99	491	6,510
Lacey George, Indiana (Pa.) (II)	2001-04	518	6,473
Kele Eveland, Georgia Tech (I)	2000-03	483	6,464
Kara Jakusz, DePaul (I)	1998-01	487	6,445
Emily Sallee, Ball St. (I)	1997-00	463	6,408



Allison Boddy, whose career spanned both Winona State (2002) and Minnesota Duluth (2003-05), averaged 5.02 digs per game, recording 2,176 digs in 433 games to rank among the top 20 all-time collegiately in digs per game.

Minnesota Duluth Sports Information

Player, Team (Division)	Years	Games	Assists
Erika Roof, Ohio Northern (III)	2002-05	486	6,407
Dani Reis, LSU (I)	1989-92	509	6,379
Heather Blough, Juniata (III)	1991-94	494	6,355
Cindy Cox, Colorado St. (I)	1985-88	497	6,340
Danielle Shum, Neb.-Kearney (II)	1993-96	542	6,307
Sheri Sanders, Long Beach St. (I)	1986-89	488	6,301
Erika Selsor, UCLA (I)	1998-01	445	6,234

ASSISTS PER GAME
(Minimum 2,500 assists)

Player, Team (Division)	Years	Games	Assists	Avg.
Kelly Campbell, Colorado (I)	1996-99	431	6,228	14.45
Erika Selsor, UCLA (I)	1998-01	445	6,234	14.01
Roz Pelayo, Santa Clara (I)	1997-00	409	5,732	14.01
Emily Sallee, Ball St. (I)	1997-00	463	6,408	13.84
Kele Eveland, Georgia Tech (I)	2000-03	483	6,464	13.83
Ashley Moffitt, North Ala. (II)	2000-03	506	6,985	13.80
Lindsey Hunter, Missouri (I)	2002-05	444	6,096	13.73
Cailin Terhaar, Concordia-St. Paul (II)	2002-05	495	6,724	13.58
Linnea Kiilsgaard, Northern Colo. (II)	2000-03	394	5,329	13.53
Greta Isakka, Minn. Duluth (II)	2001-04	412	5,537	13.44
Carla Muntz, Dayton (I)	1997-00	414	5,531	13.36
Maureen Rafferty, Sacramento St. (I)	1996-99	491	6,510	13.26
Andrea Clark, San Diego St. (I)	1994-97	371	4,916	13.25
Tracy Holman, Loyola Marymount (I)	1994-97	405	5,362	13.24
Kara Jakusz, DePaul (I)	1998-01	487	6,445	13.23
Janice Mounts, Southern California (I)	1995-98	322	4,258	13.22
Erika Roof, Ohio Northern (III)	2002-05	486	6,407	13.18
Melissa Haugen, Northern Ariz. (I)	1995-98	395	5,200	13.16
Ale Domingos, South Fla. (I)	2001-02	225	2,961	13.16
Nikki Hubbert, Hawaii (I)	1996-98	256	3,368	13.16
Sarah Runka, South Fla. (I)	1994-97	457	5,995	13.12
Katie Lindquist, San Diego (I)	1996-99	337	4,402	13.06
Laura Lauder, Cincinnati (I)	2000-03	456	5,946	13.04
Andrea Nachtrieb, Georgia Tech (I)	1993-96	468	6,102	13.04

Service

SERVICE ACES

Player, Team (Division)	Years	Games	Aces
Jeze Rodriguez, Hunter (III)	1999-02	526	550
Kerry Lewin, Northern Ky. (II)	1992-95	483	533
Courtney Lee, Skidmore (III)	1997-00	542	486
Kate Maffei, Rhodes (III)	1994-97	558	471
Kate Hagstrom, Bates (III)	1997-00	543	470
Irene Arguelles, Regis (Colo.) (II)	1988-91	604	456
Eileen Nicole Rodriguez, Albany (N.Y.) (I)	2001-04	344	448
Holly Butterfield, Fla. Southern (II)	1981-82	279	444
Darcy Hall, Elizabethtown (III)	1985-88	501	423
Casie Alexander, Seton Hall (I)	1990-93	459	416
Anne Scott, Greensboro (III)	1994-97	464	406
Erin Meredith, Eastern (III)	2002-05	474	400
Jane Grant, New Haven (II)	1993-96	535	389
Melissa Cobb, UAB (I)	1988-91	—	388
Karen Sollenberger, Messiah (III)	1998-00	329	386
Farley Snow, Jacksonville (I)	1989-92	401	386
Leslie Hartman, Rochester (III)	1990-93	535	382
Julie Mueller, Illinois St. (I)	1981-84	—	379
Belinda Spivey, South Fla. (I)	1985-89	438	373
Erja Vetteranta, CCONY (III)	2001-04	453	368
Wendy Stammer, LSU (I)	1983-86	—	365

SERVICE ACES PER GAME
(Minimum 100 aces)

Player, Team (Division)	Years	Games	Aces	Avg.
Holly Butterfield, Fla. Southern (II)	1981-82	279	444	1.59
Eileen Nicole Rodriguez, Albany (N.Y.) (I)	2001-04	344	448	1.30
Geovanny Gomez, New Jersey City (III)	1996-97	189	229	1.21
Lisa Preiss, Cincinnati (I)	1983-84	152	180	1.18
Kerry Lewin, Northern Ky. (II)	1992-95	483	533	1.10
Jessica Stevens, Daniel Webster (III)	1996-97	132	143	1.08
Catherine Martinez, CCONY (III)	2001-04	313	331	1.06
Jeze Rodriguez, Hunter (III)	1999-02	526	*550	1.05
Kelly Orser, Delaware Valley (III)	1996-97	188	193	1.03
Connie Bryan, Angelo St. (II)	1982-85	187	182	.973
Farley Snow, Jacksonville (I)	1989-92	401	386	.963
Yuka Ogawa, Notre Dame (Md.) (III)	1995-97	250	237	.948
Ellen Sloan, WPI (III)	1986-88	254	237	.933
Ashley Windisch, Noretre Dame (Md.) (III)	2002-04	337	308	.914

Player, Team (Division)	Years	Games	Aces	Avg.
Virginia Lee, Bentley (II)	1983-86	353	321	.909
Casie Alexander, Seton Hall (I)	1990-93	459	416	.906
Laura Piepher, DeSales (III)	2000-03	349	315	.903
Courtney Lee, Skidmore (III)	1997-00	542	486	.897
Misti Williams, Bard (III)	1993-96	379	334	.881
Anne Scott, Greensboro (III)	1994-97	464	406	.875
Kate Hagstrom, Bates (III)	1997-00	543	470	.866

*Record.

Defense

DIGS

Player, Team (Division)	Years	Games	Digs
Karen Tobias, Maryville (Tenn.) (III)	2001-04	485	3,923
Jill Crouse-Wolf, York (Pa.) (III)	1996-99	536	3,024
Mia Viola, North Central (III.) (III)	1997-00	538	2,987
Kim Diehlmann, Hartford (I)	1989-92	545	2,780
Emilie Schmid, Wittenberg (III)	2001-04	440	2,690
Mary Welk, Dominican (III.) (III)	2000-03	537	2,653
^Karlee Kanuckel, Ohio Northern (III)	2003-05	369	2,633
Amie Morrison, Harding (II)	2001-04	519	2,566
Jess Radocay, St. Norbert (III)	2002-05	532	2,556
Amy Miller, Mesa St. (II)	1991-94	577	2,542
Anna Howard, Wheaton (III.) (III)	1995-96, 98-99	671	2,503
Becky Herman, Skidmore (III)	2002-04	411	2,453
Carrie Zeller, Juniata (III)	1996-99	524	2,453
Jaci Gonzalez, Houston (I)	2002-05	473	2,451
Megan McGrane, Pittsburgh (I)	2002-05	440	2,424
Holly Morgan, Tiffin (II)	2003-05	399	2,400
Kate Sorensen, Smith (III)	2002-05	420	2,393
Shannon Townner, Goucher (III)	1995-98	533	2,376
Sara Gassmann, Dubuque (III)	1996-99	502	2,369
Angie Wildish, Wis.-Whitewater (III)	1999-02	482	2,365
Hannah Kanuckel, Ohio Northern (III)	2001-04	476	2,351
Margie Kolat, Arkansas St. (I)	1991-94	613	2,291
Jenny Randall, Wis.-La Crosse (III)	2002-05	509	2,287
Susan Eidenberg, Wheaton (III.) (III)	1994-97	609	2,279
Brenda Bliese, St. Olaf (III)	1993-96	507	2,277
Stephanie Keller, Ball St. (I)	2001-04	470	2,273
Dawn Loth, Nazareth (III)	1998-01	528	2,265

^Active player.

DIGS PER GAME (Minimum 1,000 digs)

Player, Team (Division)	Years	Games	Digs	Avg.
Karen Tobias, Maryville (Tenn.) (III)	2001-04	485	*3,923	8.09
Emilie Schmid, Wittenberg (III)	2001-04	440	2,690	6.11
Jill Crouse-Wolf, York (Pa.) (III)	1996-99	536	3,024	5.64
Mia Viola, North Central (III.) (III)	1997-00	538	2,987	5.55
Megan McGrane, Pittsburgh (I)	2002-05	440	2,424	5.51
Christi Clay, Denison (III)	1990-93	350	1,885	5.39
Sarah Hamsher, Grove City (III)	1993-96	402	2,150	5.35
May Lin Kessenich, Macalester (III)	2001-04	383	2,037	5.32
Marci Sanders, Angelo St. (II)	1997-98	232	1,227	5.29
Becky Dreher, Oral Roberts (I)	2001-04	430	2,246	5.22
Jaci Gonzalez, Houston (I)	2002-05	473	2,451	5.18
Christa Downey, Nazareth (III)	2000-02	406	2,089	5.15
Catalina Suarez, Kansas/UMKC (I)	1985-86/88-89	373	1,913	5.13
Tracy Milliman, St. Andrews (II)	1993-95	363	1,860	5.12
Kim Diehlmann, Hartford (I)	1989-92	545	2,780	5.10
Kate Evans, Webster (III)	1994-96	204	1,034	5.07
Allison Boddy, Winona St./Minn. Duluth (II)	2002/03-05	433	2,176	5.02
Francina Almonte, New Jersey City (III)	1997-00	257	1,278	4.97
Courtney Veasey, Fla. Southern (II)	2003-04	235	1,168	4.97
Dyan Kovacs, Gallaudet (III)	1992-95	388	1,922	4.95
Amie Morrison, Harding (II)	2001-04	519	2,566	4.94
Mary Welk, Dominican (III.) (III)	2000-03	537	2,653	4.94
Hannah Kanuckel, Ohio Northern (III)	2001-04	476	2,351	4.94


*Record.

Miscellaneous

MATCHES PLAYED

Player, Team (Division)	Years	Matches
Pati Rolf, North Dakota St. (II)	1981-84	239
Amy Quist, North Dakota St. (II)	1981-84	238

Houston's Jaci Gonzalez wrapped up her career in 2005, finishing among collegiate volleyball's leaders in digs, with 2,451, and digs per game, at 5.18, while playing in 473 games from 2002-05. Last year, she recorded 691 digs in 113 games, for a 6.12 digs per game average in Division I.



Houston Sports Information

Player, Team (Division)	Years	Matches
Gretchen Hammond, North Dakota St. (II)	1983-86	220
Val Flom, Gust. Adolphus (III)	1986-89	215
Linn Erickson, Gust. Adolphus (III)	1986-89	210
Julie Gibbs, Rochester Inst. (III)	2000-03	199
Anna Howard, Wheaton (III.) (III)	1995-96, 98-99	187
Allie Nuzum, Neb.-Omaha (II)	1983-86	187
Amy Ward, Wis.-Oshkosh (III)	1993-96	182
Karen Gilbert, Gallaudet (III)	1991-92, 95-96	182
Erica Corstange, New Haven (II)	1995-98	179
Jean Harmsen, Wis.-Oshkosh (III)	1994-97	179
Rikki Cannioto, Brockport St. (III)	1998-91	179
Rachel Price, North Ala. (II)	1996-99	178
Ronda Price, North Ala. (II)	1996-99	178
Joslyn Roden, Cortland St. (III)	1996-99	178
Susan Eidenberg, Wheaton (III.) (III)	1994-97	178
Melanie Leet, Wis.-Oshkosh (III)	1994-97	178
Jessica Walker, Cortland St. (III)	1995-98	177
Trisha Shea, New Haven (II)	1996-99	176
Amy Bernstein, North Ala. (II)	1997-00	173
Katie Hachadourian, Cortland St. (III)	@1995-99	173

@ Received fifth year.

CONSECUTIVE MATCHES PLAYED

Player, Team (Division)	No.
Pati Rolf, North Dakota St. (II)	239
Rachel Price, North Ala. (II)	178
Ronda Price, North Ala. (II)	178
Joslyn Roden, Cortland St. (III)	178
Susan Eidenberg, Wheaton (III.) (III)	178
Michelle Seeley, Pace (II)	168
Kara Brown, Rockhurst (II)	167
Alyssa Morgan, Wheaton (III.) (III)	167
Dana McClure, Ala.-Huntsville (II)	165
Amy Miller, Mesa St. (II)	163
Neely Forbes, Truman (II)	163
Kerry Beach, Bryant (II)	162
Ashley Mogan, Nazareth (III)	162
Linn Erikson, Gust. Adolphus (III)	161
Sheri Mandell, St. Cloud St. (II)	161
Sarah Haynes, Armstrong Atlantic (II)	159
Cathy Koontz, Arkansas St. (I)	159
Julie Suellentrop, Washington-St. Louis (III)	158
Val Flom, Gust. Adolphus (III)	158
Emily Queisser, UCF (I)	156

GAMES PLAYED

Player, Team (Division)	Years	Games
Anna Howard, Wheaton (III.) (III)	1995-96, 98-99	671
Claudia Orban, Akron (I)	1988-91	649
Erin Carmichael, Air Force (II)	1988-91	631

Player, Team (Division)


	Years	Games
Lisa Garraway, Air Force (II)	1983-86	630
Tamin Uthoff, UTSA (I)	1987-90	622
Christy Eiler, Air Force (II)	1989-92	620
Tammy Robertson, UAB (I)	1989-92	620
Melissa Trotter, Henderson St. (II)	1994-97	618
Karen Godzinski, Akron (I)	1989-92	615
Margie Kolat, Arkansas St. (I)	1991-94	613
Susan Eidenberg, Wheaton (III.) (III)	1994-97	609
Alyssa Morgan, Wheaton (III.) (III)	1998-01	604
Irene Arguelles, Regis (Colo.) (II)	1988-91	604
Stephanie George, Wheaton (III.) (III)	1998-01	600
Colleen Roberts, Pace (II)	1997-00	600
Joslyn Roden, Cortland St. (III)	1996-99	596
Marcy Haluska, Akron (I)	1989-92	595
Amy Svoboda, Air Force (II)	1985-88	594
Rachel Price, North Ala. (II)	1996-99	593
Jennifer Brigham, Pace (II)	1996-99	593
Katy Stratton, St. John Fisher (III)	1996-99	593

CONSECUTIVE GAMES PLAYED

Player, Team (Division)	No.
Roxanna Rivera, S.C.-Aiken (II)	571
Michelle Seeley, Pace (II)	570
Neely Forbes, Truman (II)	567
Tuba Meto, Southeast Mo. St. (I)	551
Jeanne Asper, Hofstra (I)	515
Pati Rolf, North Dakota St. (II)	515
Pam Glenn, Mesa St. (II)	492
Elisha Polk, Baylor (I)	484
Kirsten Bernthal, Truman (II)	480
Colleen Hunter, St. Louis (I)	478
Kari Norberg, Bentley (II)	472
Gina Langer, Mont. St.-Billings (II)	467
Melissa Peterson, Oklahoma (I)	466
Julia Knytych, Tennessee (I)	465
Anna-Lena Smith, Brigham Young (I)	461
Courtney Howe, Wofford (I)	458
Kate O'Neill, Central Okla. (II)	458
Jenny Bueno, Campbell (I)	457
Julie Groves, Evansville (I)	455
Caley Smith, Texas-Arlington (I)	451
Melissa Trotter, Henderson St. (II)	450
Erika Selsor, UCLA (I)	445

All-America Teams and Award Winners

Division I Players of the Year	96
Division I All-America Teams.....	96
Division I All-Americans by School	98
Division II Players of the Year	100
Division II All-America Teams.....	101
Division II All-Americans by School	103
Division III Players of the Year.....	105
Division III All-America Teams	105
Division III All-Americans by School	107
NIVC Championship	110



Division I Awards

AVCA Players of the Year

Year	Player, Team	Cl.	Position
2005	Christina Houghttelling, Nebraska	Jr.	OH
2004	Stacey Gordon, Ohio St.	Sr.	OH
	Ogonna Nnamani, Stanford	Sr.	OH
2003	Kim Willoughby, Hawaii	Sr.	OH
2002	Logan Tom, Stanford	Sr.	OH
2001	Logan Tom, Stanford	Jr.	OH
2000	Greichaly Cepero, Nebraska	So.	S
1999	Lauren Cacciamani, Penn St.	Sr.	MB
	Kerri Walsh, Stanford	Sr.	OPP
1998	Misty May, Long Beach St.	Sr.	S
1997	Misty May, Long Beach St.	Jr.	S
1996	Angelica Ljungquist, Hawaii	Sr.	MB
1995	Cary Wendell, Stanford	Sr.	S/OH
	Allison Weston, Nebraska	Sr.	MB
1994	Laura Davis, Ohio St.	Sr.	MB
1993	Danielle Scott, Long Beach St.	Sr.	MB
1992	Natalie Williams, UCLA	Sr.	OH
1991	Antoinette White, Long Beach St.	Sr.	OH
1990	Bev Oden, Stanford	So.	MB
1989	Tara Cross, Long Beach St.	Sr.	OH
	Teee Williams, Hawaii	Sr.	OH
1988	Tara Cross, Long Beach St.	Jr.	OH
1987	Teee Williams, Hawaii	So.	MB
1986	Mariliisa Salmi, Brigham Young	Jr.	S
1985	Kim Oden, Stanford	Sr.	MH

AVCA Division I All-America Teams

The American Volleyball Coaches Association (AVCA) Division I all-America teams are selected by the AVCA Division I all-America Committee and have been recognized annually since 1981.



Nebraska Sports Information

Nebraska's Christina Houghttelling, a junior outside hitter, was selected as the AVCA's Division I Player of the Year in 2005, one of three Husker players to earn first-team all-America honors last year.

2005

First Team

Jane Collymore, Florida, Sr., OH
 Melissa Elmer, Nebraska, Sr., MB
 Kim Glass, Arizona, Sr., OH
 Christina Houghttelling, Nebraska, Jr., OH
 Lindsey Hunter, Missouri, Sr., S
 Laura Jones, Texas A&M, Sr., OH
 Sarah Pavan, Nebraska, So., RS/OPP
 Cassie Perret, Santa Clara, Sr., RS/OPP
 Kristin Richards, Stanford, Jr., OH
 Courtney Thompson, Washington, Jr., S
 Sanja Tomasevic, Washington, Sr., OH
 Sam Tortorello, Penn St., Sr., S

Second Team

Foluke Akinradewo, Stanford, Fr., MB
 Kristen Andre, Tennessee, Sr., MB
 Leticia Armstrong, Texas, So., MB
 Lauren Brewster, Notre Dame, Sr., MB
 Bibiana Candelas, Southern California, Sr., OH
 Nicole Fawcett, Penn St., Fr., OH
 Jennifer Hoffman, Louisville, Sr., MB
 Candace Lee, Washington, Sr., Lib./DS
 Marisa Main, Ohio St., Jr., S
 Victoria Prince, Hawaii, Sr., MB
 Lena Ustymenko, Louisville, Sr., OH
 Melissa Walbridge, Penn St., So., MB

2004

First Team

Emily Adams, Southern California, Sr., MB
 Kelly Bowman, Minnesota, So., S/H
 Keao Burdine, Southern California, Sr., OH
 Melissa Elmer, Nebraska, Jr., MB
 Paula Gentil, Minnesota, Jr., DS/Lib.
 Stacey Gordon, Ohio St., Sr., OH
 Kanoe Kamaano, Hawaii, So., S
 Ogonna Nnamani, Stanford, Sr., OH
 Sarah Pavan, Nebraska, Fr., RS/OPP
 Courtney Thompson, Washington, So., S
 Mira Topic, Texas, Sr., OH
 Sam Tortorello, Penn St., Jr., S

Second Team

Devon Forster, San Diego, Sr., OH
 Bethany Howden, Texas, Sr., MB
 Lindsey Hunter, Missouri, Jr., S
 Laura Jones, Texas A&M, Jr., OH
 Camille Leffall, California, Sr., MB
 Marisa Main, Ohio St., So., S
 Christal Morrison, Washington, Fr., OH
 Syndie Nadeau, Penn St., Sr., RS/OPP
 Victoria Prince, Hawaii, Jr., MB
 Jennifer Saleaumua, Nebraska, Jr., OH
 Kelly Wing, UC Irvine, Sr., OH
 Chrissie Zartman, UCLA, Sr., DS/Lib.

2003

First Team

Emily Adams, Southern California, Jr., MB
 Cassie Busse, Minnesota, Sr., RS/OPP
 Bibiana Candelas, Southern California, So., MB
 Aury Cruz, Florida, Sr., OH
 Kele Eveland, Georgia Tech, Sr., S
 Lauren Goehring, Kansas St., Sr., MB
 Jennifer Joines, Pacific, Sr., MB
 Ogonna Nnamani, Stanford, Jr., OH
 April Ross, Southern California, Sr., OH
 Cara Smith, Penn St., Sr., MB
 Katie Wilkins, Pepperdine, Sr., OH
 Kim Willoughby, Hawaii, Sr., OH

Second Team

Keao Burdine, Southern California, Jr., OH
 Melissa Elmer, Nebraska, So., MB
 Paula Gentil, Minnesota, So., Lib
 Stacey Gordon, Ohio St., Jr., OH
 Jennifer Harvey, Stanford, Sr., MB
 Benavia Jenkins, Florida, Sr., MB
 Mia Jerkov, California, Jr., OH
 Lily Kahumoku, Hawaii, Sr., OH
 Melissa Munsch, Texas A&M, Jr., MB
 Sanja Tomasevic, Washington, Jr., OH
 Sam Tortorello, Penn St., So., S
 Sherri Williams, Florida, Jr., MB

2002

First Team

Emily Adams, Southern California, So., MB
 Danielle Bauer, UC Santa Barb., Sr., RS/OPP
 Paige Benjamin, Washington, Sr., OH
 Greichaly Cepero, Nebraska, Sr., S
 Aury Cruz, Florida, Jr., OH
 Stacey Gordon, Ohio St., So., OH
 Amber Holmquist, Nebraska, Sr., MB
 Lily Kahumoku, Hawaii, Jr., MB
 Sara McGee, Stanford, Jr., MB
 April Ross, Southern California, Jr., OH
 Logan Tom, Stanford, Sr., OH
 Kim Willoughby, Hawaii, Jr., OH

Second Team

Cassie Busse, Minnesota, Jr., RS/OPP
 Erin Byrd, Wisconsin, Sr., OH
 Kim Glass, Arizona, Fr., OH
 Brittany Hochevar, Long Beach St., Sr., S
 Jennifer Joines, Pacific, Jr., MB
 Nicole McCray, Florida, Sr., MB
 Lynnette Moster, Georgia Tech, So., OH
 Ogonna Nnamani, Stanford, So., OH
 Laura Pilakowski, Nebraska, Sr., OH
 Becky Potter, Santa Clara, Jr., MB
 Cara Smith, Penn St., Jr., MB
 Katie Wilkins, Pepperdine, Jr., OH

2001

First Team

Aury Cruz, Florida, So., OH
 Dana Burkholder, Arizona, Sr., S
 Tayyiba Haneef, Long Beach St., Sr., OH
 Amber Holmquist, Nebraska, Jr., MB
 Angela Knopf, Colorado St., Sr., MB
 Sherisa Livingston, Wisconsin, Sr., MB
 Nancy Metcaif, Nebraska, Sr., RS/OPP
 Jenna Moscovic, Texas A&M, Sr., S
 Jill Talbot, Arizona, Sr., RS/OPP
 Logan Tom, Stanford, Jr., OH
 Cheryl Weaver, Long Beach St., Sr., MB
 Kim Willoughby, Hawaii, So., OH

Second Team

Greichaly Cepero, Nebraska, Jr., S
 Lizzy Fitzgerald, Wisconsin, Sr., S
 Stacey Gordon, Ohio St., Fr., OH
 Erin Hartley, Michigan St., Sr., OH
 Benavia Jenkins, Florida, So., MB
 Jennifer Joines, Pacific, So., MB
 Jenny Kropp, Nebraska, Sr., MB
 Keri Nishimoto, Long Beach St., Sr., S
 Ogonna Nnamani, Stanford, Fr., OH
 Katie Olsovsky, Southern California, So., MB
 Soraya Santos, Colorado St., Sr., RS/OPP
 Katie Wilkins, Pepperdine, So., OH

2000

First Team

Dana Burkholder, Arizona, Jr., S
 Greichaly Cepero, Nebraska, So., S
 Kara Gormsen, Pacific, Sr., S
 Lily Kahumoku, Hawaii, So., OH
 Angela Knopf, Colorado St., Jr., MB
 Sherisa Livingston, Wisconsin, Jr., MB
 Sarah McFarland, Loyola Marymount, Sr., OH
 Laura Pilakowski, Nebraska, So., OH
 Kristee Porter, UCLA, Jr., OH
 Nina Puikkonen, Brigham Young, Jr., MB
 Logan Tom, Stanford, So., OH
 Cheryl Weaver, Long Beach St., Jr., MB

Second Team

Nicole Branagh, Minnesota, Sr., OH
 Amanda Burbridge, Arizona St., Sr., OH
 Courtney Cox, Colorado St., Jr., OH
 Lizzy Fitzgerald, Wisconsin, Jr., S
 Stephanie Hagen, Minnesota, So., MB
 Amber Holmquist, Nebraska, So., MB
 Jennifer Joines, Pacific, Fr., MB
 Mishka Levy, Penn St., So., OH
 Jennifer Pahl, Southern California, Jr., MB
 April Ross, Southern California, Fr., OH
 Brooke Rundle, UC Santa Barb., Jr., S
 Colleen Smith, Texas Tech, Sr., OH

1999**First Team**

Erin Aldrich, Texas, Sr., MB
 Heather Bown, Hawaii, Sr., MB
 Bonnie Bremner, Penn St., Sr., S
 Lauren Cacciamani, Penn St., Sr., MB
 Roberta Gehlke, UC Santa Barb., Sr., OH
 Nancy Metcalf, Nebraska, Jr., OPP
 Elsa Stegemann, Pacific, Sr., OH
 Logan Tom, Stanford, Fr., OH
 Kerri Walsh, Stanford, Sr., OPP
 Cheryl Weaver, Long Beach St., So., MB
 Amber Woolsey, Texas A&M, Sr., MB
 Petia Yanchulova, San Diego, Sr., OH

Second Team

Nicole Branagh, Minnesota, Jr., OH
 Dawn Cady, Kansas St., Sr., OH
 Jamie Hill, Pepperdine, Sr., MB
 Jenny Maastricht, Wisconsin, Jr., OPP
 Jenny Manz, Florida, Sr., OPP
 Sarah McFarland, Loyola Marymount, Jr., OH
 Shannon Perry, UNI, Sr., S
 Kristee Porter, UCLA, So., OH
 Nina Puikkonen, Brigham Young, So., MB
 Anna-Lena Smith, Brigham Young, Sr., S
 Cindy Stern, Clemson, Sr., MB
 Catie Vagneur, Colorado St., Sr., OH

1998**First Team**

Heather Bown, Hawaii, Jr., MB
 Bonnie Bremner, Penn St., Jr., S
 Lauren Cacciamani, Penn St., Jr., MB
 Jenny Manz, Florida, Jr., OPP
 Misty May, Long Beach St., Sr., S
 Nancy Metcalf, Nebraska, So., OPP
 Fiona Nepo, Nebraska, Sr., S
 Demetria Sance, Texas, Sr., OH
 Elsa Stegemann, Pacific, Jr., OH
 Kerri Walsh, Stanford, Jr., OPP
 Jenna Wrobel, Michigan St., Sr., OH
 Petia Yanchulova, San Diego, Jr., OH

Second Team

Lindsay Anderson, Penn St., Sr., OPP
 Benishe Dillard, Long Beach St., Sr., MB
 Roberta Gehlke, UC Santa Barb., Jr., OH
 Kelly Kennedy, Wisconsin, Jr., MB
 Jennifer Kessey, Southern California, Sr., OPP
 Megan Korver, Nebraska, Sr., MB
 Jasmina Marinkovic, Southern California, Sr., MB
 Korie Rogers, Brigham Young, Sr., OPP
 Jennifer Sanchez, Florida, Jr., S
 Anna-Lena Smith, Brigham Young, Jr., S
 Kim Storey, Arkansas, Sr., MB
 Stacy Sykora, Texas A&M, Sr., OH

1997**First Team**

Bonnie Bremner, Penn St., So., S
 Katie Crawford, UC Santa Barb., Jr., MB
 Makare Desilets, Washington, Sr., MB
 Kristin Folk, Stanford, Sr., OH
 Nina Foster, Florida, Sr., MB
 Jasmina Marinkovic, Southern California, Jr., MB
 Misty May, Long Beach St., Jr., S
 Sarah Noriega, Loyola Marymount, Sr., OPP
 Demetria Sance, Texas, Jr., OH
 Amy Steele Gant, Brigham Young, Sr., MB
 Kerri Walsh, Stanford, So., OPP
 Terri Zemaitis, Penn St., Sr., MB

Second Team

Lauren Cacciamani, Penn St., So., MB
 Benishe Dillard, Long Beach St., Jr., MB
 Jessica Field, Arkansas, Jr., MB
 Roberta Gehlke, UC Santa Barb., So., OH
 Kelly Kennedy, Wisconsin, So., MB
 Amy Lee, Wisconsin, Sr., OPP
 Kara Milling, UCLA, Sr., OPP
 Fiona Nepo, Nebraska, Jr., S
 Lisa Reitsma, Nebraska, Sr., OPP
 Korie Rogers, Brigham Young, Jr., OPP
 Lisa Sharpley, Stanford, Sr., S
 Stacy Sykora, Texas A&M, Jr., OH

1996**First Team**

Angela Bransom, Washington, Sr., OH
 Katrien DeDecker, Minnesota, Sr., OH

Angelica Ljungquist, Hawaii, Sr., MB
 Robyn Ah Mow, Hawaii, Sr., S
 Fiona Nepo, Nebraska, So., S
 Lisa Reitsma, Nebraska, Jr., RS
 Lisa Sharpley, Stanford, Jr., S
 Sarah Silvermail, Washington St., Sr., MB
 Val Sterk, Michigan St., Sr., MB
 Kerri Walsh, Stanford, Fr., RS
 Vanessa Wouters, Ohio St., Jr., OH
 Terri Zemaitis, Penn St., Jr., MB

Second Team

Laura Abbinante, Wisconsin, Sr., S
 Bonnie Bremner, Penn St., Fr., S
 Sacha Caldemeyer, Pacific, Sr., S
 Virag Domokos, George Mason, Sr., MB
 Kristin Folk, Stanford, Jr., OH
 Gale Oborn Johnson, Brigham Young, Sr., OH
 Angie Kammer, Penn St., Sr., OH
 Eileen Murfee, Stanford, Sr., MB
 Stephanie Papke, Washington St., Jr., S
 Aurymar Rodriguez, Florida, Jr., OH
 Demetria Sance, Texas, So., OH
 Jenny Wood, Florida, Sr., RS

1995**First Team**

Erin Borske, Illinois, So., OH
 Dana Cooke, Michigan St., Jr., MB
 Aycan Gokberk, Florida, Sr., MB
 Christy Johnson, Nebraska, Sr., S
 Angelica Ljungquist, Hawaii, Jr., MB
 Robyn Ah Mow, Hawaii, Jr., S
 Lisa Reitsma, Nebraska, So., S/OH
 Brita Schwerm, Long Beach St., Sr., OH
 Lisa Sharpley, Stanford, So., S/OH
 Val Sterk, Michigan St., Jr., MB
 Cary Wendell, Stanford, Sr., S/OH
 Allison Weston, Nebraska, Sr., MB

Second Team

Carrie Busch, Texas, Sr., S
 Kristin Folk, Stanford, So., OH
 Christine Garner, Arizona St., Sr., OH
 Jill Haas, Sacramento St., Jr., OH
 Kelly Kuebler, Southern California, Sr., OH
 Ashley Mullis, Florida, Sr., OH
 Demetria Sance, Texas, Fr., OH
 Sarah Silvermail, Washington St., Jr., OH
 Amy Steele, Brigham Young, So., OH
 Tricia Stragliotto, Ohio St., Sr., OH
 Samantha Waldron, Rice, Sr., OH
 Terri Zemaitis, Penn St., So., OH

1994**First Team**

Annett Buckner, UCLA
 Nichelle Burton, Long Beach St.
 Salima Davidson, Penn St.
 Laura Davis, Ohio St.
 Kristin Folk, Stanford
 Gabrielle Jobst, Ohio St.
 Charlotte Johansson, Pacific
 Christy Johnson, Nebraska
 Priscilla Pacheco, Georgia
 Meika Wagner, Southern California
 Cary Wendell, Stanford
 Allison Weston, Nebraska

Second Team

Kelly Aspegren, Nebraska
 Traci Dahl, Long Beach St.
 Lilly Denoon-Chester, Houston
 Charlene Johnson, Brigham Young
 Kelly Kuebler, Southern California
 Angelica Ljungquist, Hawaii
 Nikki Nicholson, Georgia
 Alyson Randick, UCLA
 Mindy Rice, Idaho
 Marnie Triefenbach, Stanford
 Svetlana Vtyurina, George Washington
 Lauri Yust, Southern California

1993**First Team**

Julie Bremner, UCLA
 Annett Buckner, UCLA
 Nichelle Burton, Long Beach St.
 Laura Davis, Ohio St.
 Michele Fellows, Brigham Young
 Aycan Gokberk, Florida
 Katie Haller, Southern California

Katy Jameyson, Texas
 Charlene Johnson, Brigham Young
 Priscilla Pacheco, Georgia
 Danielle Scott, Long Beach St.
 Allison Weston, Nebraska

Second Team

Jane Belanger, Kentucky
 Salima Davidson, Penn St.
 Ana Elisa Franca, UC Santa Barb.
 Gabriele Jobst, Ohio St.
 Charlotte Johansson, Pacific
 Angelica Ljungquist, Hawaii
 Ann Marie Lucanie, Pittsburgh
 Joy McKenzie, Long Beach St.
 Nikki Nicholson, Georgia
 Heather Pfluger, Texas
 Meika Wagner, Southern California
 Cary Wendell, Stanford

1992**First Team**

Kirsten Gleis, Illinois
 Marissa Hatchett, UCLA
 Sabrina Hernandez, Long Beach St.
 Katy Jameyson, Texas
 Leanne Kling, Penn St.
 Angie Miller, LSU
 Bev Oden, Stanford
 Danielle Scott, Long Beach St.
 Gudula Staub, Florida
 Stephanie Thater, Nebraska
 Natalie Williams, UCLA
 Elaine Youngs, UCLA

Second Team

Heidi Anderson, Florida
 Cica Baccelli, Southern California
 Sharon Browning, New Mexico
 Nichelle Burton, Long Beach St.
 Carrie Feldman, Stanford
 Michele Fellows, Brigham Young
 Katie Haller, Southern California
 Charlotte Johansson, Pacific
 Keri Killebrew, Washington St.
 Tea Nieminen, Brigham Young
 Daniela Reis, LSU
 Tina Rogers, Illinois

1991**First Team**

Monique Adams, LSU
 Melanie Beckenhauer-Heller, Pacific
 Nikki Busch, Texas
 Kristin Klein, Stanford
 Pauline Manser, New Mexico
 Bev Oden, Stanford
 Danielle Scott, Long Beach St.
 Gudula Staub, Florida
 Stephanie Thater, Nebraska
 Antoinette White, Long Beach St.
 Natalie Williams, UCLA
 Taikeasha Williams, Hawaii

Second Team

Stefanie Bodison, Southern California
 Cheri Boyer, Hawaii
 Julie Chellebold, Ohio St.
 Malin Fransson, Hawaii
 Cris Hall, Nebraska
 Sabrina Hernandez, Long Beach St.
 Sharon Kasser, Pacific
 Janet Kruse, Nebraska
 Angie Miller, LSU
 Daniela Reis, LSU
 Leisa Wissler, Ohio St.
 Elaine Youngs, UCLA

1990**First Team**

Monique Adams, LSU
 Melanie Beckenhauer-Heller, Pacific
 Cheri Boyer, Hawaii
 Michelle Jaworski, Penn St.
 Kristin Klein, Stanford
 Janet Kruse, Nebraska
 Pauline Manser, New Mexico
 Val Novak, Nebraska
 Bev Oden, Stanford
 Cathy Scotlan, Pacific
 Karrie Trieschman, Hawaii
 Natalie Williams, UCLA

Second Team

Lisa Boyd, Wisconsin
 Audrey DiPronio, Ohio St.
 JoAnn Elwell, Penn St.
 Jenny Evans, UCLA
 Krissy Fifer, Pacific
 Maria Gurreri, New Mexico
 Tea Nieminen, Brigham Young
 Daniela Reis, LSU
 Maria Reyes, UC Santa Barb.
 Stephanie Thater, Nebraska
 Antoinette White, Long Beach St.
 Noelle Zientara, Penn St.

1989**First Team**

Melinda Beckenhauer, Washington
 Tara Cross, Long Beach St.
 Krissy Fifer, Pacific
 Janet Kruse, Nebraska
 Val Novak, Nebraska
 Bev Oden, Stanford
 Sheri Sanders, Long Beach St.
 Shawn Sweeten, Texas-Arlington
 Daiva Tomkus, UCLA
 Karrie Trieschman, Hawaii
 Teee Williams, Hawaii
 Elaine Youngs, UCLA

Second Team

Nancy Brookhart, Illinois
 Laura Bush, Illinois
 Darcy Cudaback, Wyoming
 JoAnn Elwell, Penn St.
 Michelle Hansen, Cal Poly
 Kristin Klein, Stanford
 Debbie McDonald, Purdue
 Holly O'Leary, Ohio St.
 Elaina Oden, Pacific
 Chris Rudiger, Texas-Arlington
 Virginia Stahr, Nebraska
 Natalie Williams, UCLA

1988**First Team**

Ann Boyer, UCLA
 Tara Cross, Long Beach St.
 Dawn Davenport, Texas
 Dylann Duncan, Brigham Young
 Mary Eggers, Illinois
 Lori Endicott, Nebraska
 Kristin Klein, Stanford
 Christy Nore, Arizona St.
 Virginia Stahr, Nebraska
 Daiva Tomkus, UCLA
 Laurie Wetzal, Washington
 Teee Williams, Hawaii

Second Team

Melinda Beckenhauer, Washington
 Lisa Bokovoy, Kentucky
 Nancy Brookhart, Illinois
 Martina Cincerova, Hawaii
 Andrea Gonzalez, Minnesota
 Ana de Oliveira, Texas-Arlington
 Debbie McDonald, Purdue
 Jackie Mendez, San Diego St.
 Karen Saavedra, New Mexico
 Sue Schelfhout, Texas
 Anna Vorwerk, Hawaii
 Elaine Youngs, UCLA

1987**First Team**

Judy Bellomo, UC Santa Barb.
 Suzanne Eagye, Hawaii
 Mary Eggers, Illinois
 Liz Hert, Pacific
 Teri McGrath, Pacific
 Jill Sanders Plumb, Brigham Young
 Nancy Reno, Stanford
 Wendi Rush, Stanford
 Diane Saba, Colorado St.
 Mariliisa Salmi, Brigham Young
 Daiva Tomkus, UCLA
 Teee Williams, Hawaii

Second Team

Nancy Brookhart, Illinois
 Tara Cross, Long Beach St.
 Dylann Duncan, Brigham Young
 Lori Endicott, Nebraska

Annette Ewasek, Kentucky
 Angelica Jackson, San Diego St.
 Diana Jessie, Hawaii
 Angie Knox, Colorado St.
 Karen Kramer, Texas
 Debbie McDonald, Purdue
 Teresa Smith, Stanford
 Lori Zeno, UCLA

1986**First Team**

Tara Cross, Long Beach St.
 Karen Dahlgren, Nebraska
 Suzanne Eagye, Hawaii
 Mary Eggers, Illinois
 Lisa Ice, San Jose St.
 Kris Morton, San Diego St.
 Eva Murray, Texas
 Elaina Oden, Pacific
 Mariliisa Salmi, Brigham Young
 Teresa Smith, Stanford
 Sari Virtanen, Brigham Young
 Tammy Webb, Arizona St.

Second Team

Reydan Ahuna, Hawaii
 Ann Boyer, UCLA
 Tisha Delaney, Nebraska
 Lisa Ettesvold, UCLA
 Ellen Hensler, Penn St.
 Teri McGrath, Pacific
 Mary Miller, Pacific
 Charlotte Mitchell, UC Santa Barb.
 Wendi Rush, Stanford
 Enid Schonewise, Nebraska
 Regina Stahl, Arizona St.
 Wendy Stammer, LSU

1985**First Team**

Annie Adamczak, Nebraska
 Ellen Bugalski, Cal Poly
 Tracy Clark, Southern California
 Teri DeBusk, San Jose St.
 Liz Masakayan, UCLA
 Melissa McLinden, Arizona
 Elaina Oden, Pacific
 Kim Oden, Stanford
 Kim Ruddins, Southern California
 Wendi Rush, Stanford
 Marianne Smith, Purdue
 Tammy Webb, Arizona St.

Second Team

Reydan Ahuna, Hawaii
 Dede Bodnar, Cal Poly
 Sherri Brinkman, Texas A&M
 Karen Dahlgren, Nebraska
 Sherri Danielson, Colorado St.
 Lisa Ettesvold, UCLA
 Lisa Ice, San Jose St.
 Kathy Luedeke, UC Santa Barb.
 Julie Maginot, Pacific
 Sarah Powers, Western Mich.
 Sari Virtanen, Brigham Young
 Diane Watson, Texas

1984**First Team**

Lori Barberich, Penn St.
 Tracy Clark, Southern California
 Eileen Dempster, Pacific
 Sue Harbour, Oregon
 Kim Larson, Texas
 Ruth Lawanson, Fresno St.
 Julie Maginot, Pacific
 Liz Masakayan, UCLA
 Kim Oden, Stanford
 Angela Rock, San Diego St.
 Kim Ruddins, Southern California
 Jan Saunders, Pacific

Second Team

Michelle Boyette, UCLA
 Sherri Brinkman, Texas A&M
 Bobby Broer, Stanford
 April Chapple, Tennessee
 Sherri Danielson, Colorado St.
 Karen Doane, Brigham Young
 Caren Kemner, Arizona
 Madalyn Meneghetti, Northwestern
 Julie Mueller, Illinois St.

Cathy Noth, Nebraska
 Marianne Smith, Purdue
 Kim Tkacas, San Diego St.

1983

Jackie Backus, Western Mich.
 Marsha Bond, Kentucky
 Vicki Cantrell, San Diego St.
 Deitre Collins, Hawaii
 Eileen Dempster, Pacific
 Joyce Kaapuni, Hawaii
 Karolyn Kirby, Kentucky
 Anita Moss, Arizona
 Cathy Noth, Nebraska
 Kim Oden, Stanford
 Patty Orozco, UCLA
 Jan Saunders, Pacific

1982

Sandy Aughinbaugh, Cal Poly
 Lori Barberich, Penn St.
 Jeanne Beauprey, UCLA
 Vicki Cantrell, San Diego St.
 Tracy Clark, Southern California
 Deitre Collins, Hawaii
 Toni Himmer, San Diego St.
 Mary Holland, San Diego St.
 Kori Pulaski, Hawaii
 Beverly Robinson, Tennessee
 Jan Saunders, Pacific
 Dana Smith, Southern California

1981

Laurel Brassey, San Diego St.
 Nahuka Brown, Hawaii
 Deitre Collins, Hawaii
 Lisa Motes Connolly, Brigham Young
 Jayne Gibson, Pacific
 Linda Robertson, UCLA

Division I All-Americans by School

First-team selection unless otherwise indicated by (2).

ARIZONA (8)

Dana Burkholder, 2000-01
 Kim Glass, 2002(2)-05
 Caren Kemner, 1984(2)
 Melissa McLinden, 1985
 Anita Moss, 1983
 Jill Talbot, 2001

ARIZONA ST. (7)

Amanda Burbridge, 2000(2)
 Jessica Field, 1997(2)
 Christine Garner, 1995(2)
 Christy Nore, 1988
 Regina Stahl, 1986(2)
 Tammy Webb, 1985-86

ARKANSAS (1)

Kim Storey, 1998(2)

BRIGHAM YOUNG (24)

Lisa Motes Connolly, 1981
 Karen Doane, 1984(2)
 Dylann Duncan, 1987(2)-88
 Michele Fellows, 1992(2)-93
 Amy Steele Gant, 1995(2)-97
 Charlene Johnson, 1993-94(2)
 Gale Oborn Johnson, 1996(2)
 Tea Nieminen, 1990(2)-92(2)
 Jill Sanders Plumb, 1987
 Nina Puikkonen, 1999(2)-2000
 Korie Rogers, 1997(2)-98(2)
 Mariliisa Salmi, 1986-87
 Anna-Lena Smith, 1998(2)-99(2)
 Sari Virtanen, 1985(2)-86

CALIFORNIA (2)

Mia Jerkov, 2003(2)
 Camille Leffall, 2004(2)

UC IRVINE (1)

Kelly Wing, 2004(2)

UCLA (32)

Jeanne Beauprey, 1982
 Ann Boyer, 1986(2)-88
 Michelle Boyette, 1984(2)

Julie Bremner, 1993
Annett Buckner, 1993-94
Lisa Ettesvold, 1985(2)-86(2)
Jenny Evans, 1990(2)
Marissa Hatchett, 1992
Liz Masakayan, 1984-85
Kara Milling, 1997(2)
Patty Orozco, 1983
Kristee Porter, 1999(2)-2000
Alyson Randick, 1994(2)
Linda Robertson, 1981
Daiva Tomkus, 1987-88-89
Natalie Williams, 1989(2)-90-91-92
Elaine Youngs, 1988(2)-89-91(2)-92
Chrissie Zartman, 2004(2)
Lori Zeno, 1987(2)

UC SANTA BARB. (11)

Danielle Bauer, 2002
Judy Bellomo, 1987
Katie Crawford, 1997
Ana Elisa Franca, 1993(2)
Robertta Gehlke, 1997(2)-98(2)-99
Kathy Luedeke, 1985(2)
Charlotte Mitchell, 1986(2)
Maria Reyes, 1990(2)
Brooke Rundle, 2000(2)

CAL POLY (4)

Sandy Aughinbaugh, 1982
Dede Bodnar, 1985(2)
Ellen Bugalski, 1985
Michelle Hansen, 1989(2)

CLEMSON (1)

Cindy Stern, 1999(2)

COLORADO ST. (9)

Courtney Cox, 2000(2)
Sherri Danielson, 1984(2)-85(2)
Angela Knopf, 2000-01
Angie Knox, 1987(2)
Diane Saba, 1987
Soraya Santos, 2001(2)
Catie Vagneur, 1999(2)

FLORIDA (20)

Heidi Anderson, 1992(2)
Jane Collymore, 2005
Aury Cruz, 2001-02-03
Nina Foster, 1997
Aycan Gokberk, 1993-95
Benavia Jenkins, 2001(2)-03(2)
Jenny Manz, 1998-99(2)
Nicole McCray, 2002(2)
Ashley Mullis, 1995(2)
Aurymar Rodriguez, 1996(2)
Jennifer Sanchez, 1998(2)
Gudula Staub, 1991-92
Sherri Williams, 2003(2)
Jenny Wood, 1996(2)

FRESNO ST. (1)

Ruth Lawanson, 1984

GEORGE MASON (1)

Virag Domokos, 1996(2)

GEORGE WASHINGTON (1)

Svetlana Vtyurina, 1994(2)

GEORGIA (4)

Nikki Nicholson, 1993(2)-94(2)
Priscilla Pacheco, 1993-94

GEORGIA TECH (2)

Kele Eveland, 2003
Lynnette Moster, 2002(2)

HAWAII (39)

Robyn Ah Mow, 1995-96
Reydan Ahuna, 1985(2)-86(2)
Heather Bown, 1998-99
Cheri Boyer, 1990-91(2)
Nahuka Brown, 1981
Martina Cincerova, 1988(2)
Deitre Collins, 1981-82-83
Suzanne Eagye, 1986-87
Malin Fransson, 1991(2)
Diana Jessie, 1987(2)
Joyce Kaapuni, 1983
Lily Kahumoku, 2000-02-03(2)
Kanoa Kamaano, 2004
Angelica Ljungquist, 1993(2)-94(2)-95-96

Victoria Prince, 2004(2)-05(2)
Kori Pulaski, 1982
Karrie Trieschman, 1989-90
Taikeasha Williams, 1991
Teee Williams, 1987-88-89
Kim Willoughby, 2001-02-03
Anna Vorwerk, 1988(2)

HOUSTON (1)

Lilly Denoon-Chester, 1994(2)

IDAHO (1)

Mindy Rice, 1994(2)

ILLINOIS (10)

Erin Borske, 1995
Nancy Brookhart, 1987(2)-88(2)-89(2)
Laura Bush, 1989(2)
Mary Eggers, 1986-87-88
Kirsten Gleis, 1992
Tina Rogers, 1992(2)

ILLINOIS ST. (1)

Julie Mueller, 1984(2)

KANSAS ST. (2)

Dawn Cady, 1999(2)
Lauren Goehring, 2003

KENTUCKY (5)

Jane Belanger, 1993(2)
Lisa Bokovoy, 1988(2)
Marsha Bond, 1983
Annette Ewasek, 1987(2)
Karolyn Kirby, 1983

LONG BEACH ST. (28)

Nichelle Burton, 1992(2)-93-94
Tara Cross, 1986-87(2)-88-89
Traci Dahl, 1994(2)
Benishe Dillard, 1997(2)-98(2)
Tayyiba Haneef, 2001
Sabrina Hernandez, 1991(2)-92
Brittany Hochevar, 2002(2)
Misty May, 1997-98
Joy McKenzie, 1993(2)
Keri Nishimoto, 2001(2)
Sheri Sanders, 1989
Brita Schwerm, 1995
Danielle Scott, 1991-92-93
Cheryl Weaver, 1999-2000-01
Antoinette White, 1990(2)-91

LSU (8)

Monique Adams, 1990-91
Angie Miller, 1991(2)-92
Daniela Reis, 1990(2)-91(2)-92(2)
Wendy Stammer, 1986(2)

LOUISVILLE (2)

Jennifer Hoffman, 2005(2)
Lena Ustymenko, 2005(2)

LOYOLA MARYMOUNT (3)

Sara McFarland, 1999(2)-2000
Sarah Noriega, 1997

MICHIGAN ST. (5)

Dana Cooke, 1995
Erin Hartley, 2001(2)
Val Sterk, 1995-96
Jenna Wrobel, 1998

MINNESOTA (10)

Kelly Bowman, 2004
Nicole Branagh, 1999(2)-2000(2)
Cassie Busse, 2002(2)-03
Katrien DeDecker, 1996
Paula Gentil, 2003(2)-04
Andrea Gonzalez, 1988(2)
Stephanie Hagen, 2000(2)

MISSOURI (2)

Lindsey Hunter, 2004(2)-05

NEBRASKA (52)

Annie Adamczak, 1985
Kelly Aspegren, 1994(2)
Greichaly Cepero, 2000-01(2)-02
Karen Dahlgren, 1985(2)-86
Tisha Delaney, 1986(2)
Melissa Elmer, 2003(2)-04-05
Lori Endicott, 1987(2)-88
Cris Hall, 1991(2)
Amber Holmquist, 2000(2)-01-02

Christina Houghttelling, 2005
Christy Johnson, 1994-95
Megan Korver, 1998(2)
Jenny Kropp, 2001(2)
Janet Kruse, 1989-90-91(2)
Nancy Metcalf, 1998-99-2001
Fiona Nepo, 1996-97(2)-98
Cathy Noth, 1983-84(2)
Val Novak, 1989-90
Sarah Pavan, 2004-05
Laura Pilakowski, 2000-02(2)
Lisa Reitsma, 1995-96-97(2)
Jennifer Saleaumua, 2004(2)
Enid Schonewise, 1986(2)
Virginia Stahr, 1988-89(2)
Stephanie Thater, 1990(2)-91-92
Allison Weston, 1993-94-95

NEW MEXICO (5)

Sharon Browning, 1992(2)
Maria Gurreri, 1990(2)
Pauline Manser, 1990-91
Karen Saavedra, 1988(2)

UNI (1)

Shannon Perry, 1999(2)

NORTHWESTERN (1)

Madalyn Meneghetti, 1984(2)

NOTRE DAME (1)

Lauren Brewster, 2005(2)

OHIO ST. (16)

Julie Chellevoid, 1991(2)
Laura Davis, 1993-94
Audrey DiPronio, 1990(2)
Stacey Gordon, 2001(2)-02-03(2)-04
Gabriele Jobst, 1993(2)-94
Marisa Main, 2004(2)-05(2)
Holly O'Leary, 1989(2)
Tricia Stragliotto, 1995(2)
Leisa Wissler, 1991(2)
Vanessa Wouters, 1996

OREGON (1)

Sue Harbour, 1984

PACIFIC (32)

Melanie Beckenhauer-Heller, 1990-91
Sacha Caldemeyer, 1996(2)
Eileen Dempster, 1983-84
Krissy Fifer, 1989-90(2)
Jayne Gibson, 1981
Kara Gormsen, 2000
Liz Hert, 1987
Charlotte Johansson, 1992(2)-93(2)-94
Jennifer Joines, 2000(2)-01(2)-02(2)-03
Sharon Kasser, 1991(2)
Julie Maginot, 1984-85(2)
Teri McGrath, 1986(2)-87
Mary Miller, 1986(2)
Elaina Oden, 1985-86-89(2)
Jan Saunders, 1982-83-84
Cathay Scotlan, 1990
Elsa Stagemann, 1998-99

PENN ST. (33)

Lindsay Anderson, 1998(2)
Lori Barberich, 1982-84
Bonnie Bremner, 1996(2)-97-98-99
Lauren Cacciamani, 1997(2)-98-99
Salima Davidson, 1993(2)-94
JoAnn Elwell, 1989(2)-90(2)
Nicole Fawcett, 2005(2)
Ellen Hensler, 1986(2)-89(2)-90(2)
Michelle Jaworski, 1990
Angie Kammer, 1996(2)
Leanne Kling, 1992
Mishka Levy, 2000(2)
Syndie Nadeau, 2004(2)
Cara Smith, 2002(2)-03
Sam Tortorello, 2003(2)-04-05
Melissa Walbridge, 2005(2)
Terri Zemaitis, 1995(2)-96-97
Noelle Zientara, 1990(2)

PEPPERDINE (4)

Jamie Hill, 1999(2)
Katie Wilkins, 2001(2)-02(2)-03

PITTSBURGH (1)

Ann Marie Lucanie, 1993(2)

PURDUE (5)

Debbie McDonald, 1987(2)-88(2)-89(2)
Marianne Smith, 1984(2)-85

RICE (1)

Samantha Waldron, 1995(2)

SACRAMENTO ST. (1)

Jill Haas, 1995(2)

SAN DIEGO (3)

Devon Forster, 2004(2)
Petia Yanchulova, 1998-99

SAN DIEGO ST. (10)

Laurel Brassey, 1981
Vicki Cantrell, 1982-83
Toni Himmer, 1982
Mary Holland, 1982
Angelica Jackson, 1987(2)
Jackie Mendez, 1988(2)
Kris Morton, 1986
Angela Rock, 1984
Kim Takcas, 1984(2)

SAN JOSE ST. (3)

Teri DeBusk, 1985
Lisa Ice, 1985(2)-86

SANTA CLARA (2)

Cassie Perret, 2005
Becky Potter, 2002(2)

SOUTHERN CALIFORNIA (30)

Emily Adams, 2002-03-04
Cica Baccelli, 1992(2)
Stefanie Bodison, 1991(2)
Keao Burdine, 2003(2)-04
Bibiana Candelas, 2003-05(2)
Tracy Clark, 1982-84-85
Katie Haller, 1992(2)-93
Jennifer Kessy, 1998(2)
Kelly Kuebler, 1994(2)-95(2)
Jasmina Marinkovic, 1997-98(2)
Katie Olsovsky, 2001(2)
Jennifer Pahl, 2000(2)
April Ross, 2000(2)-02-03
Kim Ruddins, 1984-85

Dana Smith, 1982
Meika Wagner, 1993(2)-94
Lauri Yust, 1994(2)

STANFORD (47)

Foluke Akinradewo, 2005(2)
Bobby Broer, 1984(2)
Carrie Feldman, 1992(2)
Kristin Folk, 1994-95(2)-96(2)-97
Jennifer Harvey, 2003(2)
Kristin Klein, 1988-89(2)-90-91
Sara McGee, 2002
Eileen Murfee, 1996(2)
Ogonna Nnamani, 2001(2)-02(2)-03-04
Bev Oden, 1989-90-91-92
Kim Oden, 1983-84-85
Nancy Reno, 1987
Kristin Richards, 2005
Wendi Rush, 1985-86(2)-87
Lisa Sharpley, 1995-96-97(2)
Teresa Smith, 1986-87(2)
Logan Tom, 1999-2000-01-02
Marnie Triefenbach, 1994(2)
Kerri Walsh, 1996-97-98-99
Cary Wendell, 1993(2)-94-95

TENNESSEE (3)

Kristen Andre, 2005(2)
April Chapple, 1984(2)
Beverly Robinson, 1982

TEXAS (19)

Erin Aldrich, 1999
Leticia Armstrong, 2005(2)
Carrie Busch, 1995(2)
Nikki Busch, 1991
Dawn Davenport, 1988
Bethany Howden, 2004(2)
Katy Jameyson, 1992-93
Karen Kramer, 1987(2)
Kim Larson, 1984
Eva Murray, 1986
Heather Pfluger, 1993(2)
Demetria Sance, 1995(2)-96(2)-97-98
Sue Schelfhout, 1988(2)
Mira Topic, 2004
Diane Watson, 1985(2)

TEXAS-ARLINGTON (3)

Ana de Oliveira, 1988(2)
Chris Rudiger, 1984(2)
Shawn Sweeten, 1989

TEXAS A&M (9)

Sherri Brinkman, 1984(2)-85(2)
Laura Jones, 2004(2)-05
Jenna Moscovic, 2001
Melissa Munsch, 2003(2)
Stacy Sykora, 1997(2)-98(2)
Amber Woolsey, 1999

TEXAS TECH (1)

Colleen Smith, 2000(2)

WASHINGTON (12)

Melinda Beckenhauer, 1988(2)-89
Paige Benjamin, 2002
Angela Bransom, 1996
Makare Desilets, 1997
Candace Lee, 2005(2)
Christal Morrison, 2004(2)
Courtney Thompson, 2004-05
Sanja Tomasevic, 2003(2)-05
Laurie Wetzell, 1988

WASHINGTON ST. (4)

Keri Killebrew, 1992(2)
Stephanie Papke, 1996(2)
Sarah Silvernail, 1995(2)-96

WESTERN MICH. (2)

Jackie Backus, 1983
Sarah Powers, 1985(2)

WISCONSIN (11)

Laura Abbinante, 1996(2)
Lisa Boyd, 1990(2)
Erin Byrd, 2002(2)
Lizzy Fitzgerald, 2000(2)-01(2)
Kelly Kennedy, 1997(2)
Amy Lee, 1997(2)-98(2)
Sherisa Livingston, 2000-01
Jenny Maastricht, 1999(2)

WYOMING (1)

Darcy Cudaback, 1989(2)

Division II Awards

AVCA Players of the Year

Year	Player, Team	Cl.	Position
2005	Erin Gudmundson, Neb.-Kearney Sr.		MB
2004	Brianna Harris, Cal St. San B'dino Sr.		OH
2003	Kim Morohunfolo, Cal St. San B'dino Sr.		MB
2002	Erin Deffenbaugh, Northern Colo. Jr.		OH
2001	Shauna Sturm, South Dakota St. Sr.		MB
2000	Kari Peterson, Augustana (S.D.) Jr.		S
1999	Sarah Butler, West Tex. A&M Sr.		OH
1998	Melinda Almazan, Regis (Colo.) Sr.		S
1997	Sarah Butler, West Tex. A&M So.		OH
1996	Liu Jun, Northern Mich. Sr.		S
1995	Liu Jun, Northern Mich. Jr.		S
1994	Christy Wieneke, Cal St. Bakersfield Jr.		OH
1993	Stacy Metro, Northern Mich. Sr.		S
1992	Stacy Metro, Northern Mich. Jr.		S
1991	Ana Cristina Pereira, West Tex. A&M So.		MB
1990	Becky Belland, Central Mo. St. Sr.		MB
1989	Sheri Benson, UC Riverside Sr.		OH
1988	Janet Cobbs, North Dakota St. Sr.		OH
1987	Angela Brinton, Cal St. Northridge Sr.		S
1986	Annie Kniss, UC Riverside Sr.		S
1985	Lynda Johnson, Portland St. Sr.		OH/S



Scott Anderson/NCAA Photos

Nebraska-Kearney's Erin Gudmundson (11), a senior middle blocker, earned AVCA Division II Player of the Year honors in 2005, capping a career that included earning all-America honors her sophomore through senior years.

AVCA Division II All-America Teams

The American Volleyball Coaches Association (AVCA) Division II all-America teams are selected by the AVCA Division II all-America Committee and have been recognized annually since 1981.

2005**First Team**

Vicky Braegelmann, Minn. Duluth, So., RS/OPP
Vanessa Ferretti, North Ala., Sr., OH
Erin Gudmundson, Neb.-Kearney, Sr., MB
Tracy Kirk, Grand Valley St., Sr., RS/OPP
Jessica Lucia, Concordia-St. Paul, Jr., RS/OPP
Barbara Martin, Hawaii Pacific, Jr., MB
Sarah Shearman, Truman, Jr., OH
Cailin Terhaar, Concordia-St. Paul, Sr., S
Kelsey Wackerman, Truman, Jr., S/H
Yu Chuan Weng, BYU-Hawaii, Sr., OH
Ericka Womack, Tampa, Sr., MB
Li YiZhi, Lock Haven, Jr., MB

Second Team

Laura Bellinger, North Ala., Jr., S
Flavia Brakling, Hawaii Pacific, Sr., OH
Erin Brosz, Neb.-Kearney, Sr., MB
Erin Contons, Southwest Minn. St., So., OH
Kellie Francis, Cal Poly Pomona, Sr., OH
Becky Haug, Central Mo. St., Sr., MB
Gorana Maricic, Northwood, So., OH
LeAnne McGahuey, Central Wash., Sr., MB
Monica Miesner, Washburn, So., OH
Vera Oliveira, Hawaii Pacific, Sr., S
Stephanie Rivera, Tampa, Jr., OH
Amanda Slate, Abilene Christian, Sr., MB

2004**First Team**

Vicky Braegelmann, Minn. Duluth, Fr., OH
 Fernanda Brino, Barry, Sr., OH
 Erin Gudmundson, Neb.-Kearney, Jr., MB
 Brianna Harris, Cal St. San B'dino, Sr., OH
 Valerie Martinez, North Fla., Sr., S
 Teresa Ohta, UC San Diego, Sr., S
 Carrie Ritchie, Ashland, Sr., OH
 Michele Rosamiglia, Barry, Jr., S
 Jessica Sears, Truman, Sr., OH
 Joy Wubben, Concordia-St. Paul, Sr., MB
 Li YiZhi, Lock Haven, So., MB
 Callie Zwettler, Minn. Duluth, Sr., OH

Second Team

Erin Arnold, Neb.-Kearney, Sr., OH
 Anna Bondarenko, Queens (N.Y.), Sr., OH
 Aimee Dewitte, Northern Mich., Sr., OH
 Karla Fairbanks, Ferris St., Sr., OH
 Kristin Koralewski, Northern Ky., Sr., OH
 Tia Lindberg, Concordia-St. Paul, Sr., OH
 Elyse Mohme, Central Mo. St., Sr., MB
 Cathleen Price, Cal St. San B'dino, Sr., MB
 Sarah Shearman, Truman, So., OH
 Jackie Struck, North Fla., Sr., MB
 Ericka Womack, Tampa, Jr., MB
 Amber Zoglman, Fort Hays St., Sr., MB

2003**First Team**

Nicole Bayle, Grand Valley St., Sr., S
 Jenny Gronner-Roisum, North Dakota St., Sr., MB
 Devon Herron, Metro St., Sr., S
 Linnea Kiilsgaard, Northern Colo., Sr., S
 Kristin Koralewski, Northern Ky., Jr., OH
 Chun Yi Lin, BYU-Hawaii, So., MB
 Kim Morohunfolo, Cal St. San B'dino, Sr., MB
 Gretchen Naruta, Tampa, Sr., S
 Yana Ninova, North Ala., Sr., OH
 Teresa Ohta, UC San Diego, Jr., S
 Ania Ruiz, Tampa, Sr., OH
 Jessica Shepler, Rockhurst, Sr., OH

Second Team

Liz Bishop, Western Wash., Sr., S
 Anna Bondarenko, Queens (N.Y.), Jr., MB
 Flavia Brakling, Hawaii Pacific, So., OH
 Erin Gudmundson, Neb.-Kearney, So., MB
 Tia Lindberg, Concordia-St. Paul, Jr., RS/OPP
 Valerie Martinez, North Fla., Jr., S
 Carrie Potthast, Central Mo. St., Sr., OH
 Jessica Sears, Truman, Jr., OH
 Jessica Slayton, Cal St. Bakersfield, Sr., OH
 Jackie Struck, North Fla., So., MB
 Yu Chuan Weng, BYU-Hawaii, Jr., OH
 Callie Zwettler, Minn. Duluth, Jr., OH

2002**First Team**

Nicole Bayle, Grand Valley St., Jr., S
 Liz Bishop, Western Wash., Jr., S
 Erin Deffenbaugh, Northern Colo., Jr., OH
 Jess Anne Fernandes, West Tex. A&M, Sr., MB
 Kim Ford, Cal St. San B'dino, Jr., OH
 Susy Garbelotti, Hawaii Pacific, Sr., MB
 Amy Gruszynski, Northwood, Sr., S
 Becky Kukowski, Minn. Duluth, Sr., MB
 Chun Yi Lin, BYU-Hawaii, Fr., MB
 Carly Miller, Grand Valley St., Sr., OH
 Ania Ruiz, Tampa, Jr., OH
 Yu Chuan Weng, BYU-Hawaii, Fr., OH

Second Team

Anna Bondarenko, North Ala., So., RS/OPP
 Fernanda Ferreira, Barry, Jr., MB
 Erika Figueiredo, St. Edward's, So., OH
 Teale Goble, Northern Colo., Sr., OH
 Devon Herron, Metro St., Jr., S
 Linnea Kiilsgaard, Northern Colo., Jr., S
 Monica Marlowe, Truman, Sr., S
 Kim Morohunfolo, Cal St. San B'dino, Jr., MB
 Gretchen Naruta, Tampa, Jr., S
 Alaina Olds, Ferris St., Sr., MB
 Angie Rime, South Dakota St., Sr., S
 Jackie Struck, North Fla., So., MB

2001**First Team**

Tiffany Boatwright, Tampa, Jr., MB
 Casey Felkerson, Truman, Sr., MB

Kim Ford, Cal St. San B'dino, So., OH
 Carly Miller, Grand Valley St., Jr., OH
 Tara Miller, Western St., Sr., S
 Kim Morohunfolo, Cal St. San B'dino, So., MB
 Michelle Morris, Western St., Sr., OH
 Ania Ruiz, Tampa, So., OH
 Nesrin Seckin, North Ala., Sr., RS/OPP
 Shannon Stroud, West Tex. A&M, Jr., OH
 Shauna Sturm, South Dakota St., Sr., MB
 Nia Tuitele, Hawaii Pacific, Sr., S

Second Team

Lucy Arroyo, Henderson St., Sr., MB
 Erin Deffenbaugh, Northern Colo., So., OH
 Fernanda Ferreira, Barry, So., MB
 Cristiana Florea, St. Leo, Jr., OH
 Amy Gruszynski, Northwood, Jr., S
 Eliza Hoerner, Truman, Sr., MB
 Kendra Morgan, West Tex. A&M, So., S
 Kari Peterson, Augustana (S.D.), Sr., S
 Amy Pope, Cal St. San B'dino, Sr., S
 Angie Rime, South Dakota St., Sr., S
 Rachael Schmiege, North Dakota St., Sr., OH
 Jackie Struck, North Fla., Fr., MB

2000**First Team**

Tracy Ankeny, Neb.-Omaha, Sr., OH
 Rose Ebnet, South Dakota St., Sr., OH
 Susy Garbelotti, Hawaii Pacific, So., MB
 Jamie Liefveld, Cal St. San B'dino, Sr., OH
 Nikki Mastny, Neb.-Omaha, Jr., RS/OPP
 Kari Peterson, Augustana (S.D.), Jr., S
 Debbie Sant'Anna, Hawaii Pacific, Sr., OH
 Linda Saucedo, Cal St. L.A., Sr., MB
 Shauna Sturm, South Dakota St., Jr., MB
 Nia Tuitele, Hawaii Pacific, Jr., S
 Kathy Vis, Grand Valley St., Sr., MB
 Lindsay Voss, Augustana (S.D.), Sr., OH

Second Team

Renee Faubion, Regis (Colo.), Jr., MB
 Lori Fossom, Augustana (S.D.), Sr., MB
 Kam Gillispie, Tampa, Sr., RS/OPP
 Amy Gruszynski, Northwood, So., S
 Kasey Jungwirth, Cal St. L.A., Sr., OH
 Kristy Kale, Grand Valley St., Sr., S
 Kim Morohunfolo, Cal St. San B'dino, Fr., MB
 Ania Ruiz, Tampa, Fr., OH
 Nesrin Seckin, North Ala., Jr., OH
 Sara Stewart, Fla. Southern, Sr., OH
 Shannon Stroud, West Tex. A&M, So., OH
 Amy Wade, Cal St. Bakersfield, Sr., OH

1999**First Team**

Tracy Ankeny, Neb.-Omaha, Jr., OH
 Jessica Buroker, Northern Ky., Jr., MB
 Sarah Butler, West Tex. A&M, Sr., OH
 Danielle Faggion, Tampa, Sr., S
 Carrie Jacobson, North Dakota St., Sr., MB
 Juliana Lima, BYU-Hawaii, Sr., S
 Daria McConnell, Central Mo. St., Sr., MB
 Romana Moravkova, Northwood, Sr., OH
 Arlete Silva, BYU-Hawaii, Sr., MB
 Nia Tuitele, Hawaii Pacific, So., S
 Vanessa Valansi, BYU-Hawaii, Jr., OH
 Lindsay Voss, Augustana (S.D.), Jr., OH

Second Team

Kelli Brummer, Neb.-Kearney, So., OH
 Nicole Cyrus, Grand Canyon, Sr., MB
 Jenny Jeremiah, Northern Ky., Sr., OH
 Joyce Jordahl, Northern Colo., Sr., MB
 Jamie Liefveld, Cal St. San B'dino, Jr., OH
 Nikki Mastny, Neb.-Omaha, So., RS/OPP
 Tara Miller, Western St., Jr., S
 Rachel Price, North Ala., Sr., RS/OPP
 Caryn Sale, Cal St. L.A., Jr., MB
 Debbie Sant'Anna, Hawaii Pacific, Sr., OH
 Trisha Shea, New Haven, Sr., OH
 Sara Stewart, Fla. Southern, Jr., OH

1998**First Team**

Melinda Almazan, Regis (Colo.), Sr., S
 Sarah Butler, West Tex. A&M, Jr., MB
 Sarah Dallas, Central Mo. St., Sr., OH
 Danielle Faggion, Tampa, Jr., S
 Mariela Fasce, North Ala., Sr., S
 Carrie Jacobson, North Dakota St., Jr., MB
 Juliana Lima, BYU-Hawaii, Jr., S

Lucia Pereira, Northern Mich., Sr., OH
 Roxie Rath, South Dakota St., Sr., MB
 Arlete Silva, BYU-Hawaii, Jr., MB
 Vanessa Valansi, BYU-Hawaii, So., OH
 Cindy Yuan, Barry, Sr., MB

Second Team

Kara Deringer, North Dakota St., Sr., OPP
 Molly Donovan, Northern Ky., Sr., S
 Jeanine Dwyer, Regis (Colo.), Sr., MB
 Hilary Epling, Tampa, Sr., OPP
 Kelly Hanlon, Metro St., Sr., OPP
 Daria McConnell, Central Mo. St., Jr., MB
 Brenda Mowell, Fla. Southern, Sr., MB
 Rachel Price, North Ala., Jr., OPP
 Dawn Rawlins, Tampa, Sr., MB
 Lindsay Voss, Augustana (S.D.), So., OH
 Hai Yan Wang, Hawaii Pacific, Jr., MB
 Kelly Young, Metro St., Sr., S

1997**First Team**

Melinda Almazan, Regis (Colo.), Jr., S
 Tamara Barrus, Cal St. Bakersfield, Sr., S
 Sarah Butler, West Tex. A&M, So., OH
 Tanya Cate, Neb.-Omaha, Sr., MB
 Jeanine Dwyer, Regis (Colo.), Jr., MB
 Heather Mizer, Northern Mich., So., S
 Romana Moravkova, Northwood, So., OH
 Marisol Mosquera, Michigan Tech, Sr., MB
 Shannon Nelson, Regis (Colo.), Jr., OH
 Lucia Pereira, Northern Mich., Jr., OH
 Melissa Serio, Tampa, Sr., MB
 Amy Wade, Cal St. Bakersfield, So., OH

Second Team

Tracy Ankeny, Neb.-Omaha, Fr., OH
 Sarah Dallas, Central Mo. St., Jr., OH
 Hilary Epling, Tampa, Jr., OH
 Danielle Faggion, Tampa, So., S
 Mariela Fasce, North Ala., Jr., S
 Carrie Jacobson, North Dakota St., So., MB
 Ellen Migasi, Cal Poly Pomona, Sr., MB
 Dartanya Porch, IPFW, Jr., OH
 Ronda Price, North Ala., So., OH
 Arika Sanders, South Dakota St., Sr., OH
 Erin Shafer, Neb.-Omaha, Sr., OH
 Angie Wintz, Colorado St.-Pueblo, Sr., MB

1996**First Team**

Tamara Barrus, Cal St. Bakersfield, Jr., S
 Lucie Grant, New Haven, Sr., MB
 Lanie Jara, Northwood, Fr., OH
 Liu Jun, Northern Mich., Sr., S
 Chris Kalehuawehe, Central Mo. St., Sr., MB
 Pavia Melicharova, Northwood, Sr., MB
 Marisol Mosquera, Michigan Tech, Jr., MB
 Danielle Shum, Neb.-Kearney, Sr., S
 Ann Siekert, Augustana (S.D.), Sr., OH
 Amy Steffel, Neb.-Omaha, Sr., S
 Pam Stencel, North Dakota St., Sr., S
 Cindy Yuan, Barry, So., MB

Second Team

Tanya Cate, Neb.-Omaha, Jr., MB
 Sarah Dallas, Central Mo. St., So., OH
 Missy Erixon, North Fla., Sr., S
 April Evans, Northern Mich., So., MB
 Danielle Faggion, Tampa, Fr., S
 Camille Gutierrez, UC Davis, Sr., S
 Melanie Jensen, Cal St. Bakersfield, Sr., MB
 Jodi Jost, Minn. Duluth, Sr., MB
 Ellen Migasi, Cal Poly Pomona, Jr., MB
 Dawn Rawlins, Tampa, So., MB
 Angela Reiners, Augustana (S.D.), Jr., MB
 Cami Selbitschka, St. Cloud St., Sr., OH

1995**First Team**

Tanya Fuamatu, Hawaii-Hilo, Sr., MB
 Krista Geick, Central Mo. St., Sr., OH
 Sonia Gubaikulina, Barry, Fr., OH
 Mickisha Hurley, Barry, Sr., MB
 Liu Jun, Northern Mich., Jr., S
 Shelly Lowery, Mo. Western St., Sr., MB
 Julie Machado, Cal St. Bakersfield, Sr., S
 Pavia Melicharova, Northwood, Jr., OH
 Debbie Ponis, Northern Colo., Sr., OH
 Pauline Schuette, Northern Mich., Sr., OH
 Pam Stencel, North Dakota St., Jr., S
 Christy Wieneke, Cal St. Bakersfield, Sr., OH

Second Team

Missy Erixon, North Fla., Jr., S
Rachel Gatewood, Central Mo. St., Sr., S
Jane Grant, New Haven, Jr., MB
Adriana Huerta, Cal St. L.A., Sr., S
Karen Ill, Oakland, Sr., MB
Wei Liu, Barry, Sr., MB
Swen Minnema, St. Cloud St., Sr., MB
Denise Otten, Neb.-Omaha, Sr., MB
Kristan Schuster, Michigan Tech, Sr., OH
Danielle Shum, Neb.-Kearney, Jr., S
Torie Sumner, Cal St. Bakersfield, Sr., MB
Nami Teramae, Seattle Pacific, Sr., OH

1994**First Team**

Crissy Canada, Metro St.
Kim Crawford, Fla. Southern
Kim Hoppes, Michigan Tech
Mickisha Hurley, Barry
Liu Jun, Northern Mich.
Korina Kemp, Cal St. L.A.
Debbie Ponis, Northern Colo.
Tatjana Smith, Northern Colo.
Jill Stephens, Fla. Southern
Jennifer Streltzo, Cal St. Bakersfield
Krista Valdivia, Michigan Tech
Christy Wieneke, Cal St. Bakersfield

Second Team

Michelle Buckner, Portland St.
Andrea Ferchaw, Cal St. L.A.
Valerie Jones, Tampa
Diane Klein, Augustana (S.D.)
Jennie Long, Northern Mich.
Louella Lovely, Air Force
Heather Petras, Gannon
Renee St. Marie, Regis (Colo.)
Kristan Schuster, Michigan Tech
Elvira Vakhidova, Barry
Chaney Ward, Portland St.
Erica Wymore, Northern Colo.

1993**First Team**

Erika Boggio, Portland St.
Crissy Canada, Metro St.
Dana Cash, Northern Colo.
Kim Crawford, Fla. Southern
Felicia Crisp, Cal St. Bakersfield
Andrea Gommans, Northern Mich.
Heather Koenig, Northern Mich.
Joy Lammert-Russell, Portland St.
Stacy Metro, Northern Mich.
Leanne Peters, Portland St.
Tracy Thompson, Metro St.
Christy Wieneke, Cal St. Bakersfield

Second Team

Anne Bolger, Tampa
Angie Converse, North Dakota St.
Kim Hoppes, Michigan Tech
Lora Houdek, Metro St.
Korina Kemp, Cal St. L.A.
Kathy O'Connor, Ferris St.
Debbie Ponis, Northern Colo.
Renee St. Marie, Regis (Colo.)
Katia Serkovic, Tampa
Tatjana Smith, Northern Colo.
Jill Stephens, Fla. Southern
Jennifer Streltzo, Cal St. Bakersfield

1992**First Team**

Angie Converse, North Dakota St.
Dawn Donaldson, Northern Mich.
Stacy Goldsberry, Metro St.
Andrea Gommans, Northern Mich.
Teresa Hegg, North Dakota St.
Heather Koenig, Northern Mich.
Joy Lammert-Russell, Portland St.
Candy Lench, UC Davis
Stacy Metro, Northern Mich.
Leanne Peters, Portland St.
Mitsue Tomoyasu, Cal Poly Pomona
Kathy Wotus, Gannon

Second Team

Erika Boggio, Portland St.
Dana Cash, Northern Colo.
Stephanie Chaffin, Ferris St.
Brandy Charles, Cal St. Bakersfield

Tami Chick, Cal Poly Pomona
Andrea Ferchaw, Cal St. L.A.
Jenny Gunderson, Chapman
Sheri Ladrech, UC Davis
Rose Molinar, Angelo St.
Kathy O'Connor, Ferris St.
Corrie Paul, Central Mo. St.
Katia Serkovic, Tampa

1991**First Team**

Irene Arguelles, Regis (Colo.)
Kim Dix, Tampa
Tami Jurgensen, Cal St. Bakersfield
Leigh Ann Justice, Fla. Southern
Joy Lammert-Russell, Portland St.
Candy Lench, UC Davis
Stacy Metro, Northern Mich.
Ana Carolina Pereira, West Tex. A&M
Ana Cristina Pereira, West Tex. A&M
Leanne Peters, Portland St.
Julie Sherman, North Dakota St.
Becky Thyhsen, Fla. Southern

Second Team

Luanne Baldwin, Tampa
Sandy Callahan, West Tex. A&M
Katie Deisinger, Cal St. Bakersfield
Diane Dibble, Metro St.
Anita Doble, Northern Colo.
Andrea Gommans, Northern Mich.
Teresa Hegg, North Dakota St.
Christi Nash, Fla. Southern
Bobbi Pugh, Ashland
Anna Suarez, Regis (Colo.)
Shannon Thordarson, Portland St.
Kathy Wotus, Gannon

1990**First Team**

Becky Belland, Central Mo. St.
Kelly Caddy, Sacramento St.
Regina Carbajal, UC Riverside
Missey Crain, Fla. Southern
Allison Espinosa, Sacramento St.
Karen Henderson, Sacramento St.
Tami Jurgensen, Cal St. Bakersfield
Rachel Morton, Cal St. Bakersfield
Ana Carolina Pereira, West Tex. A&M
Ana Cristina Pereira, West Tex. A&M
Brenda Schultz, North Dakota St.
Julie Sherman, North Dakota St.

Second Team

Denise Bilbaeno, UC Davis
Lori Blair, Ferris St.
Kim Dix, Tampa
Deborah Kline, Northern Colo.
Karin Koiro, UC Riverside
Leanne Peters, Portland St.
Vicky Saltsman, Fla. Southern
Evelyn Seifuva, Cal St. Bakersfield
Becky Thyhsen, Fla. Southern
Kristie Tompkins, Central Mo. St.
Karen Volkers, Ferris St.
Debi Waller, Chapman

1989**First Team**

Becky Belland, Central Mo. St.
Sheryl Benson, UC Riverside
Kelly Caddy, Sacramento St.
Regina Carbajal, UC Riverside
Jill Daniels, UC Riverside
Kathleen Dixon, Cal St. Northridge
Corrinne Donnelly, Regis (Colo.)
Allison Espinosa, Sacramento St.
Sue Gillette, Metro St.
Kari Kockler, Portland St.
Julie Myatt, West Tex. A&M
Becky Schulze, North Dakota St.

Second Team

Brenda Baumann, Neb.-Omaha
Val Cowan, Cal St. Bakersfield
Leah Dennie, Air Force
Amy Gradoville, Neb.-Omaha
Susan Hebel, Sacramento St.
Becky Kofod, Metro St.
Rachel Morton, Cal St. Bakersfield
Jill Myatt, West Tex. A&M
Jenny Norlin, Portland St.

Eve Posey, West Tex. A&M
Brenda Schultz, North Dakota St.
Allison Zumwalt, Sacramento St.

1988**First Team**

Becky Belland, Central Mo. St.
Sheryl Benson, UC Riverside
Janet Cobbs, North Dakota St.
Kathleen Dixon, Cal St. Northridge
Audra Espinosa, Sacramento St.
Ruth Evans, Neb.-Omaha
Jenny Norlin, Portland St.
Shelley Rumberger, Portland St.
Brenda Schultz, North Dakota St.
Becky Schulze, North Dakota St.
Chris Seifert, Sacramento St.
Karen Solis, Tampa

Second Team

Shirley Bacon, New Haven
Kelly Caddy, Sacramento St.
Regina Carbajal, UC Riverside
Marianne Dixon, Cal St. Northridge
Alice Fortes, Tex. A&M-Commerce
Pat Hempen, Central Mo. St.
Kari Kockler, Portland St.
Karen Langston, Cal St. Northridge
Karen Lawton, Lewis
Jill Myatt, West Tex. A&M
Julie Myatt, West Tex. A&M
Paula Tezak, Cal Poly Pomona

1987**First Team**

Angela Brinton, Cal St. Northridge
Janet Cobbs, North Dakota St.
Sue Darcey, Cal St. Northridge
Linda DiPentino, Regis (Colo.)
Susan Dixon, Central Mo. St.
Ruth Evans, Neb.-Omaha
Pat Hempen, Central Mo. St.
Darla Melcher, Neb.-Omaha
Stacy Piontek, Central Mo. St.
Lori Schutte, Neb.-Omaha
Chris Seifert, Sacramento St.
Patty Theis, Ferris St.

Second Team

Jenifer Barber, North Dakota St.
Carmen Bolden, Grand Valley St.
Joy Ebberson, Army
Alice Fortes, Tex. A&M-Commerce
Trish Gadberry, Fla. Southern
Melanie Jones, UC Riverside
Wendy McCann, Ferris St.
Jenny Norlin, Portland St.
Rachel Parham, Wayne St. (Mich.)
Paulette Pilcik, Tex. A&M-Commerce
Trisha Reichl, North Dakota St.
Susanne Wolmesjo, Tampa

1986**First Team**

Shari Behlmann, Central Mo. St.
Angela Brinton, Cal St. Northridge
Lee Cole, Mississippi-Women
Linda DiPentino, Regis (Colo.)
Audra Espinosa, Sacramento St.
Ruth Evans, Neb.-Omaha
Melanie Jones, UC Riverside
Annie Kniss, UC Riverside
Karen Lontka, Cal St. Northridge
Allie Nuzum, Neb.-Omaha
Stacy Piontek, Central Mo. St.
Patty Theis, Ferris St.

Second Team

Jenine Berry, New Haven
Janet Cobbs, North Dakota St.
Sue Darcey, Cal St. Northridge
Diana Farraday, Navy
Gretchen Hammond, North Dakota St.
Pat Hempen, Central Mo. St.
Joyce Jackson, UC Riverside
Denene Jacovetta, Regis (Colo.)
Michelle Kurtgis, Fla. Southern
Paulette Pilcik, Tex. A&M-Commerce
Tevani Scott, Sacramento St.
Celeste Waquespack, Mississippi-Women

1985**First Team**

Bonnie Beard, Sam Houston St.
Lisa Couch, Portland St.
Heather Hafner, Cal St. Northridge
Lynda Johnson, Portland St.
Shelli Mosby, Cal St. Northridge
Clara Piersma, Cal Poly Pomona

Second Team

Terri Dantuma, Cal Poly Pomona
Theresa Huitinga, Portland St.
Annie Kniss, UC Riverside
Janice Louie, Sacramento St.
Janice Ster, Sacramento St.
Patty Theis, Ferris St.

1984**First Team**

Lisa Couch, Portland St.
Heather Hafner, Cal St. Northridge
Lynda Johnson, Portland St.
Shelli Mosby, Cal St. Northridge
Terri Nicholas, Sacramento St.
Clara Piersma, Cal Poly Pomona

Second Team

Dana Cozine, Fla. Southern
Theresa Huitinga, Portland St.
Geraldine Mattaur, New Haven
Kristy Olson, Cal St. Northridge
Sharon Sanders, Ferris St.
Barbara Schumacher, Sacramento St.

1983

Debbie Bush, UC Riverside
Cheryl DeVita, Air Force
Kim Holder, UC Riverside
Lynda Johnson, Portland St.
Shelli Mosby, Cal St. Northridge
Linda Wilson, Cal St. Northridge

1982

Kyra Bjornson, Sacramento St.
Heather Hafner, Cal St. Northridge
Lynda Johnson, Portland St.
Jen Miller, North Dakota St.
Linda Samuelson, Air Force
Carol Westbeld, Wright St.

1981

Kim Holder, UC Riverside
Sandra Hudson, Fla. Southern
Kris Jacobsen, Sacramento St.
Lisa Kennedy, UC Davis
Edie Manzano, Hawaii-Hilo
Cathy Spencer, Lewis

(Note: Only six players were chosen for all-America honors in 1981, 1982 and 1983. The initial all-America second team was selected in 1984.)

Division II All-Americans by School

First-team selection unless otherwise indicated by (2).

ABILENE CHRISTIAN (1)

Amanda Slate, 2005(2)

AIR FORCE (4)

Leah Dennie, 1989(2)
Cheryl DeVita, 1983
Louella Lovely, 1994(2)
Linda Samuelson, 1982

ANGELO ST. (1)

Rose Molinar, 1992(2)

ARMY (1)

Joy Ebberson, 1987(2)

ASHLAND (2)

Bobbi Pugh, 1991(2)
Carrie Ritchie, 2004

AUGUSTANA (S.D.) (9)

Lori Fossum, 2000(2)
Diane Klein, 1994(2)
Kari Peterson, 2000-01(2)
Angela Reiners, 1996(2)

Ann Siekert, 1996
Lindsay Voss, 1998(2)-99-2000

BARRY (11)

Fernanda Brino, 2004
Fernanda Ferreira, 2001(2)-02(2)
Sonia Gubaidulina, 1995
Mickisha Hurley, 1994-95
Wei Liu, 1995(2)
Michele Rosamiglia, 2004
Elvira Vakhidova, 1994(2)
Cindy Yuan, 1996-98

BYU-HAWAII (11)

Juliana Lima, 1998-99
Chun Yi Lin, 2002-03
Arlete Silva, 1998-99
Vanessa Valansi, 1998-99
Yu Chuan Weng, 2002-03(2)-05

UC DAVIS (6)

Denise Bilbaeno, 1990(2)
Camille Gutierrez, 1996(2)
Lisa Kennedy, 1981
Sheri Ladrech, 1992 (2)
Candy Lench, 1991-92

UC RIVERSIDE (15)

Sheryl Benson, 1988-89
Debbie Bush, 1983
Regina Carbajal, 1988-89-90
Jill Daniels, 1989
Kim Holder, 1981-83
Joyce Jackson, 1986(2)
Melanie Jones, 1986-87(2)
Annie Kniss, 1985(2)-86
Karin Koiro, 1990(2)

UC SAN DIEGO (2)

Teresa Ohta, 2003-04

CAL POLY POMONA (9)

Tami Chick, 1992(2)
Terri Dantuma, 1985(2)
Kellie Francis, 2005(2)
Ellen Migasi, 1996(2)-97(2)
Clara Piersma, 1984-85
Paula Tezak, 1988(2)
Mitsue Tomoyasu, 1992

CAL ST. BAKERSFIELD (22)

Tamara Barrus, 1996-97
Brandy Charles, 1992(2)
Val Cowan, 1989(2)
Felicia Crisp, 1993
Katie Deisinger, 1991(2)
Melanie Jensen, 1996(2)
Tami Jurgensen, 1990-91
Julie Machado, 1995
Rachel Morton, 1989(2)-90
Evelyn Sefuiva, 1990(2)
Jessica Slayton, 2003(2)
Jennifer Streltzoff, 1993(2)-94
Torie Sumner, 1995(2)
Amy Wade, 1997-2000(2)
Christy Wieneke, 1993-94-95

CAL ST. L.A. (8)

Andrea Ferchaw, 1992(2)-94(2)
Adriana Huerta, 1995(2)
Kasey Jungwirth, 2000(2)
Korina Kemp, 1993(2)-94
Caryn Sale, 1999(2)
Linda Saucedo, 2000

CAL ST. NORTHRIDGE (17)

Angela Brinton, 1986-87
Sue Darcey, 1986(2)-87
Kathleen Dixon, 1988-89
Marianne Dixon, 1988(2)
Heather Hafner, 1982-84-85
Karen Langston, 1988(2)
Karen Lontka, 1986
Shelli Mosby, 1983-84-85
Kristy Olson, 1984(2)
Linda Wilson, 1983

CAL ST. SAN B'DINO (11)

Kim Ford, 2001-02
Brianna Harris, 2004
Jamie Liefveld, 1999(2)-2000
Kim Morohunfolu, 2000(2)-01-02(2)-03
Amy Pope, 2001(2)
Cathleen Price, 2004(2)

CENTRAL MO. ST. (23)

Shari Behlmann, 1986
Becky Belland, 1988-89-90
Sarah Dallas, 1996(2)-97(2)-98
Susan Dixon, 1987
Rachel Gatewood, 1995(2)
Krista Geick, 1995
Becky Haug, 2005(2)
Pat Hempen, 1986(2)-87-88(2)
Chris Kalehuawehe, 1996
Daria McConnell, 1998(2)-99
Elyse Mohme, 2004(2)
Corrie Paul, 1992(2)
Stacy Piontek, 1986-87
Carrie Potthast, 2003(2)
Kristie Tompkins, 1990(2)

CENTRAL WASH. (1)

LeAnne McGahuey, 2005(2)

CHAPMAN (2)

Jenny Gunderson, 1992(2)
Debi Waller, 1990(2)

COLORADO ST.-PUEBLO (1)

Angie Wintz, 1997(2)

CONCORDIA-ST. PAUL (5)

Tia Lindberg, 2003(2)-2004(2)
Jessica Lucia, 2005
Cailin Terhaar, 2005
Joy Wubben, 2004

FERRIS ST. (12)

Lori Blair, 1990(2)
Stephanie Chaffin, 1992(2)
Karla Fairbanks, 2004(2)
Wendy McCann, 1987(2)
Kathy O'Connor, 1992(2)-93(2)
Alaina Olds, 2002(2)
Sharon Sanders, 1984(2)
Patty Theis, 1985(2)-86-87
Karen Volkens, 1990(2)

FLA. SOUTHERN (17)

Dana Cozine, 1984(2)
Missey Crain, 1990
Kim Crawford, 1993-94
Trish Gadberrry, 1987(2)
Sandra Hudson, 1981
Leigh Ann Justice, 1991
Michelle Kurtgis, 1986(2)
Brenda Mowell, 1998(2)
Christi Nash, 1991(2)
Vicky Saltsman, 1990(2)
Jill Stephens, 1993(2)-94
Sara Stewart, 1999(2)-2000(2)
Becky Thyhsen, 1990(2)-91

FORT HAYS ST. (1)

Amber Zoglman, 2004(2)

GANNON (3)

Heather Petras, 1994(2)
Kathy Wotus, 1991(2)-92

GRAND CANYON (1)

Nicole Cyrus, 1999(2)

GRAND VALLEY ST. (8)

Nicole Bayle, 2002-03
Carmen Bolden, 1987(2)
Kristy Kale, 2000(2)
Tracy Kirk, 2005
Carly Miller, 2001-02
Kathy Vis, 2000

HAWAII-HILO (2)

Tanya Fuamatu, 1995
Edie Manzano, 1981

HAWAII PACIFIC (12)

Flavia Brakling, 2003(2)-05(2)
Susy Garbelotti, 2000-02
Barbara Martin, 2005
Vera Oliveira, 2005(2)
Debbie Sant' Anna, 1999(2)-2000
Nia Tuitele, 1999-2000-01
Hai Yan Wang, 1998(2)

HENDERSON ST. (1)

Lucy Arroyo, 2001(2)

IPFW (1)

Dartanya Porch, 1997(2)

LEWIS (2)

Karen Lawton, 1988(2)
Cathy Spencer, 1981

LOCK HAVEN (2)

Li YiZhi, 2004-05

METRO ST. (12)

Crissy Canada, 1993-94
Diane Dibble, 1991(2)
Sue Gillette, 1989
Stacy Goldsberry, 1992
Kelly Hanlon, 1998(2)
Devon Herron, 2002(2)-03
Lora Houdek, 1993(2)
Becky Kofoed, 1989(2)
Tracy Thompson, 1993
Kelly Young, 1998(2)

MICHIGAN TECH (7)

Kim Hoppes, 1993(2)-94
Marisol Mosquera, 1996-97
Kristan Schuster, 1994(2)-95(2)
Krista Valdivia, 1994

MINN. DULUTH (6)

Vicky Braegelmann, 2004-05
Jodi Jost, 1996(2)
Becky Kukowski, 2002
Callie Zwettler, 2003(2)-04

MISSISSIPPI-WOMEN (2)

Lee Cole, 1986
Celeste Waquespack, 1986(2)

MO. WESTERN ST. (1)

Shelly Lowery, 1995

NAVY (1)

Diana Farraday, 1986(2)

NEB.-KEARNEY (8)

Erin Arnold, 2004(2)
Erin Brosz, 2005(2)
Kelli Brummer, 1999(2)
Erin Gudmundson, 2003(2)-04-05
Danielle Shum, 1995(2)-96

NEB.-OMAHA (18)

Tracy Ankeny, 1997(2)-99-2000
Brenda Baumann, 1989(2)
Tanya Cate, 1996(2)-97
Ruth Evans, 1986-87-88
Amy Gradoville, 1989(2)
Nikki Mastny, 1999(2)-2000
Darla Melcher, 1987
Allie Nuzum, 1986
Denise Otten, 1995(2)
Lori Schutte, 1987
Erin Shafer, 1997(2)
Amy Steffel, 1996

NEW HAVEN (6)

Shirley Bacon, 1988(2)
Jenine Berry, 1986(2)
Jane Grant, 1995(2)-96
Geraldine Mattaur, 1984(2)
Trisha Shea, 1999(2)

NORTH ALA. (11)

Laura Bellinger, 2005(2)
Anna Bondarenko, 2002(2)
Mariela Fasce, 1997(2)-98
Vanessa Ferretti, 2005
Yana Ninova, 2003
Ronda Price, 1997(2)
Rachel Price, 1998(2)-99(2)
Nesrin Seckin, 2000(2)-01

NORTH DAKOTA ST. (26)

Jenifer Barber, 1987(2)
Janet Cobbs, 1986(2)-87-88
Angie Converse, 1992-93(2)
Kara Deringer, 1998(2)
Jenny Gronner-Roisum, 2003
Gretchen Hammond, 1986(2)
Teresa Hegg, 1991(2)-92
Carrie Jacobson, 1997(2)-98-99
Jen Miller, 1982
Trisha Reichl, 1987(2)
Rachael Schmieg, 2001(2)
Brenda Schultz, 1988-89(2)-90
Becky Schulze, 1988-89
Julie Sherman, 1990-91

Pam Stencel, 1995-96

NORTH FLA. (8)

Missy Erixon, 1995(2)-96(2)
Valerie Martinez, 2003(2)-04
Jackie Struck, 2001(2)-02(2)-03(2)-04(2)

NORTHERN COLO. (16)

Dana Cash, 1992(2)-93
Erin Deffenbaugh, 2001(2)-02
Anita Doble, 1991(2)
Teale Goble, 2002(2)
Joyce Jordahl, 1999(2)
Linnea Kiilsgaard, 2002(2)-03
Deborah Klaine, 1990(2)
Debbie Ponis, 1993(2)-94-95
Tatjana Smith, 1993(2)-94
Erica Wymore, 1994(2)

NORTHERN KY. (5)

Jessica Buroker, 1999
Molly Donovan, 1998(2)
Jenny Jeremiah, 1999(2)
Kristin Koralewski, 2003-04(2)

NORTHERN MICH. (19)

Aimee Dewitte, 2004(2)
Dawn Donaldson, 1992
April Evans, 1996(2)
Andrea Gommans, 1991(2)-92-93
Liu Jun, 1994-95-96
Heather Koenig, 1992-93
Jennie Long, 1994(2)
Stacy Metro, 1991-92-93
Heather Mizer, 1997
Lucia Pereira, 1997-98
Pauline Schuette, 1995

NORTHWOOD (9)

Amy Gruszynski, 2000(2)-01(2)-02
Lucie Jara, 1996
Gorana Maricic, 2005(2)
Pavla Melicharova, 1995-96
Romana Moravkova, 1997-99

OAKLAND (1)

Karen Ill, 1995(2)

PORTLAND ST. (26)

Erika Boggio, 1992(2)-93
Michelle Buckner, 1994(2)
Lisa Couch, 1984-85
Theresa Huitinga, 1984(2)-85(2)
Lynda Johnson, 1982-83-84-85
Kari Kockler, 1988(2)-89
Joy Lammert-Russell, 1991-92-93
Jenny Norlin, 1987(2)-88-89(2)
Leanne Peters, 1990(2)-91-92-93
Shelley Rumberger, 1988
Shannon Thordarson, 1991(2)
Chaney Ward, 1994(2)

QUEENS (N.Y.) (2)

Anna Bondarenko, 2003(2)-04(2)

REGIS (COLO.) (14)

Melinda Almazan, 1997-98
Irene Arguelles, 1991
Linda DiPentino, 1986-87
Corrinne Donnelly, 1989
Jeanine Dwyer, 1997-98(2)
Renee Faubion, 2000(2)
Denene Jacovetta, 1986(2)
Shannon Nelson, 1997
Renee St. Marie, 1993(2)-94(2)
Anna Suarez, 1991(2)

ROCKHURST (1)

Jessica Shepler, 2003

SACRAMENTO ST. (19)

Kyra Bjornson, 1982
Kelly Caddy, 1988(2)-89-90
Allison Espinosa, 1989-90
Audra Espinosa, 1986-88
Susan Hebel, 1989(2)
Karen Henderson, 1990
Kris Jacobsen, 1981
Janice Louie, 1985(2)
Terri Nicholas, 1984
Barbara Schumacher, 1984(2)
Tevani Scott, 1986(2)
Chris Seifert, 1987-88
Janice Ster, 1985(2)

Allison Zumwalt, 1989(2)

ST. CLOUD ST. (2)

Swen Minnema, 1995(2)
Cami Selbitschka, 1996(2)

ST. EDWARD'S (1)

Erika Figueiredo, 2002(2)

ST. LEO (1)

Cristiana Florea, 2001(2)

SAM HOUSTON ST. (1)

Bonnie Beard, 1985

SEATTLE PACIFIC (1)

Nami Teramae, 1995(2)

SOUTH DAKOTA ST. (7)

Rose Ebnet, 2000
Roxie Rath, 1998
Angie Rime, 2001(2)-02(2)
Arika Sanders, 1997(2)
Shauna Sturm, 2000-01

SOUTHWEST MINN. ST. (1)

Erin Contons, 2005(2)

TAMPA (29)

Luanne Baldwin, 1991(2)
Anne Bolger, 1993(2)
Tiffany Boatwright, 2001
Kim Dix, 1990(2)-91
Hilary Epling, 1997(2)-98(2)
Danielle Faggion, 1996(2)-97(2)-98-99
Kam Gillispie, 2000(2)
Valerie Jones, 1994(2)
Gretchen Naruta, 2002(2)-03
Dawn Rawlins, 1996(2)-98(2)
Stephanie Rivera, 2005(2)
Ania Ruiz, 2000(2)-01-02-03
Melissa Serio, 1997
Katia Serkovic, 1992(2)-93(2)
Karen Solis, 1988
Susanne Wolmesjo, 1987(2)
Ericka Womack, 2004(2)-05

TEX. A&M-COMMERCE (3)

Alice Fortes, 1987(2)
Paulette Pilcick, 1986(2)-87(2)

TRUMAN (8)

Casey Felkerson, 2001
Eliza Hoerner, 2001(2)
Monica Marlowe, 2002(2)
Jessica Sears, 2003(2)-04
Sarah Shearman, 2004(2)-05
Kelsey Wackerman, 2005

WASHBURN (1)

Monica Miesner, 2005(2)

WAYNE ST. (MICH.) (1)

Rachel Parham, 1987(2)

WEST TEX. A&M (17)

Sarah Butler, 1997-98-99
Sandy Callahan, 1991(2)
Jess Ann Fernandes, 2002
Kendra Morgan, 2001(2)
Jill Myatt, 1988(2)-89(2)
Julie Myatt, 1988(2)-89
Ana Carolina Pereira, 1990-91
Ana Cristina Pereira, 1990-91
Eve Posey, 1989(2)
Shannon Stroud, 2000(2)-01

WESTERN ST. (3)

Tara Miller, 1999(2)-2001
Michelle Morris, 2001

WESTERN WASH. (2)

Liz Bishop, 2002-03(2)

WRIGHT ST. (1)

Carol Westbeld, 1982

Division III Awards

AVCA Players of the Year

Year	Player, Team	Cl.	Position
2005	Courtney Rose, Emory	Jr.	OH
2004	Carli Dale, Juniata	Sr.	S
2003	Amy Smith, La Verne	Sr.	OH
2002	Rebecca Rotello, Washington-St. Louis	Sr.	S
2001	Allison Erickson, Wis.-Whitewater	Sr.	RS/Opp
2000	Candace Wilson, Central (Iowa)	Sr.	OH
1999	Abbie Brown, Central (Iowa)	Sr.	MB
1998	Abbie Brown, Central (Iowa)	Jr.	MB
1997	Jennifer Martz, Washington-St. Louis	Jr.	MB
1996	Amy Ward, Wis.-Oshkosh	Sr.	S
1995	Shelley Swan, Washington-St. Louis	Sr.	MB
1994	Amy Albers, Washington-St. Louis	Sr.	MB
1993	Amy Albers, Washington-St. Louis	Jr.	MB
1992	Lisa Becker, Washington-St. Louis	Sr.	MB
	Anastasia Nikas, Stony Brook	Sr.	OH
1991	Elizabeth Tan, UC San Diego	Sr.	OH
1990	Kathy Bersett, Washington-St. Louis	Sr.	OH
1989	Lori Nishikawa, Washington-St. Louis	Sr.	S
1988	Lori Nishikawa, Washington-St. Louis	Jr.	S
1987	Janet Hughes, UC San Diego	Sr.	MB
1986	Anne Westerkamp, Benedictine (Ill.)	Jr.	MB
1985	Sherri Patrick, Benedictine (Ill.)	Sr.	MB

AVCA Division III All-America Teams

The American Volleyball Coaches Association (AVCA) Division III all-America teams are selected by the AVCA Division III all-America Committee and have been recognized annually since 1981.

2005

First Team

Mo Coverdale, Cal Lutheran, Jr., MB
 Natalie Danielson, Whitworth, Sr., MB
 Elena Drinka, New York U., Jr., MB
 Ashley Fischer, Wis.-Oshkosh, Sr., S
 Erin Fralick, Alma, Sr., MB
 Megan Houck, Washington-St. Louis, Sr., MB
 Lauren Jackson, Trinity (Tex.), Sr., MB
 Katya Khmel'nitskaya, New York U., Sr., S
 Stephanie Kines, Juniata, Sr., MB
 Katie Laucks, Juniata, Sr., MB
 Kara Liefer, Washington-St. Louis, Sr., S
 Courtney Rose, Emory, Jr., OH

Second Team

Christine Gladysz, Wash. & Lee, Sr., S
 Jessie Hampson, Capital, So., MB
 Lindsay Harksen, Linfield, Sr., RS/Opp
 Lindsay Johnson, Elmhurst, Sr., S
 Teri Knapper, St. Benedict, Jr., MB
 Erin Meredith, Eastern, Sr., S
 Abbie Mueller, Wis.-Whitewater, Sr., S
 Micaeli Smith, Trinity (Tex.), Jr., OH
 Whitney Smith, Washington-St. Louis, Jr., RS/Opp
 Amber Thomas, Juniata, Fr., OH
 Erika Wetzel, St. Thomas (Minn.), Sr., OH
 Catherine Zidow, Emory, Sr., S

2004

First Team

Nicole Brandt-Young, Cal St. East Bay, Sr., MB
 Joyia Chadwick, Williams, Sr., MB
 Carli Dale, Juniata, Sr., S
 Ashley Farrimond, Trinity (Tex.), Sr., S/H
 Katya Khmel'nitskaya, New York U., Jr., S
 Stephanie Kines, Juniata, So., MB

Amy Kratochvil, La Verne, So., MB
 Kara Liefer, Washington-St. Louis, Jr., S
 Brooke Viegut, Wis.-Stout, Sr., OH
 Laura Wagner, Wis.-La Crosse, Sr., MB
 Colleen Winter, Washington-St. Louis, Sr., OH
 Sarah Yuskewich, Wittenberg, Sr., S

Second Team

Elena Drinka, New York U., So., MB
 Tanille Hartwig, Wis.-Stout, Sr., MB
 Katie Laucks, Juniata, Jr., MB
 Monica Robbins, Emory, Sr., MB
 Courtney Rose, Emory, So., OH
 Tricia Schary, La Verne, Sr., MB
 Emilie Schmid, Wittenberg, Sr., DS/Lib.
 Rebecca Shane, Concordia-Mhead, So., MB
 Michelle Stanislawski, Wis.-Whitewater, Sr., DS/Lib.
 Tammi Toney, Mt. St. Joseph, Sr., RS/Opp
 Kamri Young, Trinity (Tex.), Jr., OH
 Robin Young, Williams, Sr., OH

2003

First Team

Carli Dale, Juniata, Jr., S
 Ashley Farrimond, Trinity (Tex.), Jr., S
 Katya Khmel'nitskaya, New York U., So., S
 Katie Laucks, Juniata, So., MB
 Shawn McLaughlin, Trinity (Tex.), Sr., OH
 Tricia Schary, La Verne, Jr., MB
 Amy Smith, La Verne, Sr., OH
 Tammi Toney, Mt. St. Joseph, Jr., RS/Opp
 Melissa Tvrđik, Wis.-River Falls, Sr., MB
 Colleen Winter, Washington-St. Louis, Jr., OH
 Brooke Wozniak-Schmidt, Wis.-Eau Claire, Sr., MB
 Sarah Yuskewich, Wittenberg, Jr., S

Second Team

Katie Adams, Eastern, Sr., MB
 Morgan Anderson, Trinity (Tex.), Sr., RS/Opp
 Amie Aschenbeck, St. Thomas (Minn.), Jr., MB
 Joyia Chadwick, Williams, Jr., MB
 Amanda Delgadillo, Wis.-Oshkosh, Sr., OH
 Dia Dohlmán, Wartburg, Sr., OH
 Jane Gibbs, St. Thomas (Minn.), Sr., S
 Elissa Hansen, Wis.-La Crosse, Sr., RS/Opp
 Lindsay Harksen, Linfield, So., RS/Opp
 Johanna Holtan, Juniata, Sr., DS/Lib.
 Amy Kratochvil, La Verne, Sr., OH
 Julia Roth, Ithaca, Jr., OH

2002

First Team

Ivone Aleman, Cal St. East Bay, Sr., RS/Opp
 Morgan Anderson, Trinity (Tex.), Jr., RS/Opp
 Christa Downey, Nazareth, Sr., OH
 Amanda Fark, Elmhurst, Sr., OH
 Ashley Farrimond, Trinity (Tex.), So., S
 Niki Mueller, Juniata, Sr., MB
 Adriane Ougendal, Puget Sound, Jr., OH
 Katie Reynolds, St. Thomas (Minn.), Sr., OH
 Rebecca Rotello, Washington-St. Louis, Sr., S
 LuLu Sewell, Emory, Sr., OH
 Angie Wildish, Wis.-Whitewater, Sr., OH
 Sarah Yuskewich, Wittenberg, So., S

Second Team

Amy Brand, Washington-St. Louis, Jr., MB
 Carli Dale, Juniata, So., S
 Kristy Dettman, Wis.-Whitewater, Sr., S
 Karen Elmgren, Puget Sound, Sr., MB
 Jane Gibbs, St. Thomas (Minn.), Jr., S
 Monica McDonald, Wittenberg, So., OH
 Ali Mostue, Wellesley, Sr., OH
 Kristin Papp, Trinity (Tex.), Jr., MB
 Jessica Raymond, Ithaca, Sr., MB
 Melissa Tvrđik, Wis.-River Falls, Jr., MB
 Julie Weatherred, Whitworth, Sr., OH
 Colleen Winter, Washington-St. Louis, So., OH

2001

First Team

Sara Boyles, Colorado Col., Jr., MB
 Kristy Dettman, Wis.-Whitewater, Jr., S
 Christa Downey, Nazareth, Jr., OH
 Allison Erickson, Wis.-Whitewater, Sr., RS/Opp
 Melinda Erickson, Wis.-Whitewater, Sr., OH
 Katie Larsen, Bethel (Minn.), Sr., OH
 Betsy Owens, Mt. St. Joseph, Sr., OH

Rebecca Rotello, Washington-St. Louis, Jr., S
 Christina Southward, Wis.-Oshkosh, Sr., S
 Julie Weatherred, Whitworth, Jr., OH
 Ryan Winn, La Verne, Sr., S
 Brandy Workinger, Juniata, Sr., OH

Second Team

Karen Elmgren, Puget Sound, Jr., MB
 Ashley Farrimond, Trinity (Tex.), Fr., S
 Jen Frantz, Elmhurst, Sr., OH
 Danielle Hart, Juniata, So., RS/Opp
 Amy Hyman, Emory, Jr., OH
 Stacey Lupu, La Verne, Jr., MB
 Ali Mostue, Wellesley, Jr., OH
 Angie Nielsen, Central (Iowa), Sr., S
 Lauren Schmidt, Carnegie Mellon, Jr., OH
 Brandi Stover, Ohio Northern, Sr., S
 Nicole Trnka, St. Olaf, Sr., MB
 Angie Wildish, Wis.-Whitewater, Jr., OH

2000

First Team

Jane Copenhaver, Wis.-Oshkosh, Sr., MB
 Christa Downey, Nazareth, So., OH
 Karen Elmgren, Puget Sound, So., MB
 Melinda Erickson, Wis.-Whitewater, Jr., OH
 Katie Gielow, Washington-St. Louis, Sr., MB
 Angie Nielsen, Central (Iowa), Jr., S
 Betsy Owens, Mt. St. Joseph, Jr., OH
 Christina Southward, Wis.-Oshkosh, Jr., S
 Brittany Warfield, New York U., So., OH
 Megan Williams, Emory, Sr., MB
 Candace Wilson, Central (Iowa), Sr., OH
 Brandy Workinger, Juniata, Jr., OH

Second Team

Robin Chase, Springfield, Sr., RS/Opp
 Allison Erickson, Wis.-Whitewater, Jr., RS/Opp
 Janie Hodgkinson, DePauw, Jr., OH
 Melissa Mattson, Wis.-River Falls, Sr., MB
 Kim Meyer, Elmhurst, Sr., OH
 Andrea Ohta, Occidental, So., OH
 Desiree Pratt, Trinity (Tex.), Sr., S
 Rebecca Rotello, Washington-St. Louis, So., S
 Shannon Sobczak, Elmhurst, Sr., S
 Brandi Stover, Ohio Northern, Jr., S
 Lindsy Weber, Puget Sound, Sr., S
 Jesse Woods, Juniata, So., S



Emory Sports Information

Emory's Courtney Rose, a junior outside hitter, earned AVCA Division III Player of the Year honors in 2005, after earning second-team all-America honors her sophomore year.

1999**First Team**

Abbie Brown, Central (Iowa), Sr., MB
 Colleen Carver, Juniata, Sr., S
 Katie Gielow, Washington-St. Louis, Jr., MB
 Kate Hachadourian, Cortland St., Sr., MB
 Kristin Hersey, Juniata, Sr., MB
 Angela Muenkel, Wis.-La Crosse, Sr., OH
 Angie Nielsen, Central (Iowa), So., S
 Lynn Olsen, Wis.-Whitewater, Sr., MB
 Leslie Punelli, UC San Diego, Jr., OH
 Carrie Ritland, Bethel (Minn.), Sr., OH
 Candace Wilson, Central (Iowa), Jr., MB
 Carrie Zeller, Juniata, Sr., OH

Second Team

Amanda Colby, Bates, Sr., MB
 Alisha Farley, Trinity (Tex.), Sr., MB
 Melissa Mattson, Wis.-River Falls, Jr., MB
 Betsy Owens, Mt. St. Joseph, So., OH
 Ushi Patel, Rochester Inst., Sr., S
 Desiree Pratt, Trinity (Tex.), Jr., S
 Annie Rome, Muskingum, Sr., OH
 Therese Schlesiger, Cortland St., Sr., MB
 Allison Schnitzer, Wellesley, Sr., OH
 Christina Southward, Wis.-Oshkosh, So., S
 Rhonda Volkers, Calvin, Jr., MB
 Megan Williams, Emory, Jr., MB

1998**First Team**

Abbie Brown, Central (Iowa), Jr., MB
 Andrea Bustamante, Pomona-Pitzer, Sr., MB
 Jenny Cafazza, Washington-St. Louis, Sr., OH
 Colleen Carver, Juniata, Jr., S
 Kristin Hersey, Juniata, Jr., MB
 Jennifer Martz, Washington-St. Louis, Sr., MB
 Lynn Olsen, Wis.-Whitewater, Jr., MB
 Dawn Reinhardt, Wittenberg, Sr., OH
 Meg Vitter, Washington-St. Louis, Sr., S
 Jessica Walker, Cortland St., Sr., OH
 Candace Wilson, Cortland St., So., MB
 Carrie Zeller, Juniata, Jr., OH

Second Team

Katie Antypas, Wellesley, Sr., S
 Maggie Cope, St. Olaf, Sr., S
 Stephanie Everett, Wis.-Whitewater, Sr., OH
 Alisha Farley, Trinity (Tex.), Jr., MB
 Kate Hachadourian, Cortland St., Sr., MB
 Nancy Hamad, Trinity (Tex.), Sr., OH
 Christine Kueneman, UC San Diego, So., S
 Leslie Punelli, UC San Diego, So., OH
 Becky Schmidt, Hope, Sr., MB
 Allison Schnitzer, Wellesley, Jr., OH
 Stacy Stoddard, Wis.-Stout, Sr., MB
 Tracy Wilt, Rochester Inst., Sr., OH

1997**First Team**

Abbie Brown, Central (Iowa), So., MB
 Andrea Bustamante, Pomona-Pitzer, Jr., MB
 Jenny Cafazza, Washington-St. Louis, Jr., OH
 Sherine Ebadi, UC San Diego, Sr., S
 Maria Jensen, Wis.-Eau Claire, Sr., OH
 Kristin Hersey, Juniata, So., MB
 Kimberly Koelling, Neb. Wesleyan, Sr., S
 Jennifer Martz, Washington-St. Louis, Jr., MB
 Melissa Myers, Juniata, Sr., OH
 Heidi Nichols, Ithaca, Sr., MB
 Jessica Walker, Cortland St., Jr., OH
 Kim Woodring, Wittenberg, Sr., OH

Second Team

Stephanie Everett, Wis.-Whitewater, Jr., OH
 Brenda LaFlamme, Averett, Sr., MB
 Beth Nowicki, Wittenberg, Sr., S
 Lynn Olsen, Wis.-Whitewater, So., MB
 Traci Rasmussen, St. Olaf, Sr., MB
 Robyn Ruschmeier, St. Benedict, Jr., OH
 Allison Schnitzer, Wellesley, So., OH
 Catherine Schott, Gettysburg, So., MB
 Cari Triesch, Ohio Northern, Sr., MB
 Amy Trowbridge, Simpson, Jr., OH
 Erika Van Stralen, Calvin, Sr., MB
 Tracy Wilt, Rochester Inst., Jr., OH

1996**First Team**

Christine Chi, UC San Diego, Sr., MB
 Robin Diehl, Juniata, Sr., MB

Jennifer Frodl, Wis.-River Falls, Sr., MB
 Cara Gustafson, Wis.-River Falls, Sr., MB
 Stephanie Habif, Washington-St. Louis, Sr., S
 Jennifer Martz, Washington-St. Louis, So., MB
 Heidi Nichols, Ithaca, Jr., MB
 Emmy Sjogren, Washington-St. Louis, Sr., OH
 Jeanette Tuohy, St. Olaf, Sr., MB
 Angela Wait, Wis.-Superior, Sr., OH
 Jessica Walker, Cortland St., So., OH
 Amy Ward, Wis.-Oshkosh, Sr., S

Second Team

Amy Barrett, Trinity (Tex.), Sr., OH
 Carrie Broomfield, Neb. Wesleyan, Sr., OH
 Kerri Camuso, Springfield, Sr., OH
 Maggie Cope, St. Olaf, So., S
 Rhonda Endres, Wis.-Eau Claire, Jr., S
 Kathleen Kepley, Wheaton (Ill.), Jr., MB
 Kimberly Koelling, Neb. Wesleyan, Jr., S
 Jen Kuzma, St. Olaf, Sr., OH
 Jennifer Rebert, Juniata, Jr., S
 Dawn Reinhardt, Wittenberg, So., OH
 Madelyn Ripken, UC San Diego, Sr., OH
 Liana Roman, Emory, Sr., MB

1995**First Team**

Kerri Camuso, Springfield, Jr., OH
 Christine Chi, UC San Diego, Jr., MB
 Nikki Gitlin, Washington-St. Louis, Sr., OH
 Stephanie Habif, Washington-St. Louis, Jr., S
 Bonnie McDowell, Ithaca, Sr., OH
 Beth Nowicki, Thomas More, So., S
 Jennifer Rebert, Juniata, So., S
 Kari Rogne, St. Olaf, Sr., S
 Shelley Swan, Washington-St. Louis, Sr., MB
 Jeanette Tuohy, St. Olaf, Jr., MB
 Amy Ward, Wis.-Oshkosh, Jr., S
 Kim Woodring, Wittenberg, So., OH

Second Team

Amy Barrett, Trinity (Tex.), Jr., OH
 Amber Crowder, Millikin, Sr., S
 Amanda Dickson, Dubuque, Sr., OH
 Robin Diehl, Juniata, Jr., MB
 Julie Frahm, Springfield, Sr., S/OH
 Cara Gustafson, Wis.-River Falls, Jr., MB
 Jen Kuzma, St. Olaf, Jr., OH
 Sara Lorens, Wis.-Oshkosh, Jr., OH
 Cara Marker, Kalamazoo, Sr., S
 Jennifer Martz, Washington-St. Louis, Fr., MB
 Heidi Nichols, Ithaca, So., MB
 Rebekah Penfold, Rochester, Jr., OH

1994**First Team**

Amy Albers, Washington-St. Louis
 Michelle Arganbright, Wis.-Eau Claire
 Heather Blough, Juniata
 Bridget Griepentrog, Wis.-Oshkosh
 Kris Michels, Simpson
 Erika Olmstead, Wis.-Stout
 Christy Orndorff, Juniata
 Cindy Papham, Wis.-Whitewater
 Anne Quenette, Washington-St. Louis
 Kari Rogne, St. Olaf
 Emily Sather, St. Olaf
 Tracy Swyers, Ithaca

Second Team

Lisa Black, Ithaca
 Marnie Blau, Wis.-Eau Claire
 Chris Cullinane, Thomas More
 Tina Kampa, St. Benedict
 Melissa Kryz, Ithaca
 Stacey Mullally, John Carroll
 Margo Rogers, Wis.-Whitewater
 Christy Scherer, Hamline
 Mary Alice Sivajek, Kalamazoo
 Shelley Swan, Washington-St. Louis
 Amy Ward, Wis.-Oshkosh
 Julie Winks, Brockport St.

1993**First Team**

Amy Albers, Washington-St. Louis
 Heather Blough, Juniata
 Jenny Boerger, Thomas More
 Denise Cobb, Wis.-Whitewater
 Nicki Firestone, Juniata
 Mary Jaskolski, Wis.-Whitewater
 Tina Kampa, St. Benedict

Liang Gaik Khaw, Rochester Inst.
 Kathleen Kimball, Eastern Conn. St.
 Christy Orndorff, Juniata
 Anne Quenette, Washington-St. Louis
 Amy Sullivan, Washington-St. Louis

Second Team

Kristi Askeland, UC San Diego
 Leslie Catlin, Washington-St. Louis
 Jamie Ford, Wis.-Oshkosh
 Leslie Hartman, Rochester
 Julie Harvey, UC San Diego
 Stacey Jonker, Colorado Col.
 Heather McGuire, Colorado Col.
 Stacey Mullally, John Carroll
 Greta Spas, Brockport St.
 Cindy Stautberg, Thomas More
 Elizabeth Vesanovic, UC San Diego
 Julie Winks, Brockport St.

1992**First Team**

Amy Albers, Washington-St. Louis
 Lisa Becker, Washington-St. Louis
 Heather Blough, Juniata
 Denise Cobb, Wis.-Whitewater
 Kris Gray, Rochester Inst.
 Liang Gaik Khaw, Rochester Inst.
 Janna Kuhner, Stony Brook
 Rosie Michels, Simpson
 Anastasia Nikas, Stony Brook
 Christy Orndorff, Juniata
 Amy Sullivan, Washington-St. Louis
 Penny Thompson, St. Thomas (Minn.)

Second Team

Sarah Allen, Wis.-Eau Claire
 Jenny Boerger, Thomas More
 Leslie Catlin, Washington-St. Louis
 Tammy Dietz, Wis.-Platteville
 Mary Jaskolski, Wis.-Whitewater
 Stacey Jonker, Colorado Col.
 Laurie Kaiser, Wis.-La Crosse
 Dorothy Lemke, Brockport St.
 Lisa Lippincott, Grove City
 Shelly Miller, Juniata
 Anne Quenette, Washington-St. Louis
 Amy Waddell, Trinity (Tex.)

1991**First Team**

Megan Amelse, Simpson
 Lisa Becker, Washington-St. Louis
 Amy Cayemberg, Wis.-Oshkosh
 Julie Fabian, UC San Diego
 Jamie Ford, Wis.-Oshkosh
 Kelley Meier, Washington-St. Louis
 Chris Muehlbauer, St. Benedict
 Christy Orndorff, Juniata
 Joanie Subar, Washington-St. Louis
 Elizabeth Tan, UC San Diego
 Penny Thompson, St. Thomas (Minn.)
 Larissa Weimer, Juniata

Second Team

Jenny Boerger, Thomas More
 Molly Dietz, Allegheny
 Kris Gray, Rochester Inst.
 Kathy Jones, La Verne
 Liang Gaik Khaw, Rochester Inst.
 Rosie Michels, Simpson
 Anastasia Nikas, Stony Brook
 Jennifer Polo, Rochester Inst.
 Carla Sacchetti, Benedictine (Ill.)
 Michelle Saul, Benedictine (Ill.)
 Dana Simone, UC San Diego
 Amy Waddell, Trinity (Tex.)

1990**First Team**

Kathy Bersett, Washington-St. Louis
 Amy Hagen, St. Benedict
 Kelley Meier, Washington-St. Louis
 Chris Muehlbauer, St. Benedict
 Joanne Nielsen, Pomona-Pitzer
 Jennifer Polo, Rochester Inst.
 Terrilea Stemmler, Waynesburg
 Sara Stewart, Ohio Northern
 Dianne Stites, Washington-St. Louis
 Elizabeth Tan, UC San Diego
 Vikki Van Duyne, UC San Diego
 Mei Zhang, Kalamazoo

Second Team

Debbie Beckwith, Benedictine (Ill.)
 Laura Brown, Greensboro
 Amy Cayemberg, Wis.-Oshkosh
 Pam Delp, Rochester
 Molly Dietz, Allegheny
 Kris Gray, Rochester Inst.
 Lynn Gustafson, St. Benedict
 Teri Johnson, Colorado Col.
 Debbie Kennedy, Pomona-Pitzer
 Rosie Michels, Simpson
 Dana Simone, UC San Diego
 Tammy Thomas, Waynesburg

1989**First Team**

Kathy Bersett, Washington-St. Louis
 Rhonda Bygall, Juniata
 Cathy Costello, Colorado Col.
 Nicole Denne, St. Benedict
 Amy Hagen, St. Benedict
 Pam Kane, Wis.-Whitewater
 Delna Lancaster, Menlo
 Joanne Nielsen, Pomona-Pitzer
 Lori Nishikawa, Washington-St. Louis
 Melinda Selby, Juniata
 Linda Sobkowski, Brockport St.
 Sara Stewart, Ohio Northern

Second Team

Deb Allaman, Wis.-Eau Claire
 Kelly Bates, Smith
 Tracy Beaty, Benedictine (Ill.)
 Laura Brown, Greensboro
 Rachel Clayton, Bates
 Jeannette Ehrich, La Verne
 Brooke Hortin, Washington-St. Louis
 Diana Klintworth, UC San Diego
 Barb Lynch, Wis.-Whitewater
 Toni St. Clair, Muskingum
 Elizabeth Tan, UC San Diego
 Kris Witchey, Juniata

1988**First Team**

Tracy Beaty, Benedictine (Ill.)
 Laurie Bertanyi, UC San Diego
 Chris Conradt, Wis.-Whitewater
 Cathy Costello, Colorado Col.
 Nicole Denne, St. Benedict
 Kristi Griggs, Wis.-Eau Claire
 Amy Hagen, St. Benedict
 Brooke Hortin, Washington-St. Louis
 Pam Kane, Wis.-Whitewater
 Diana Klintworth, UC San Diego
 Patty Mines, Benedictine (Ill.)
 Lori Nishikawa, Washington-St. Louis

Second Team

Darby Ballschmieder, Albany (N.Y.)
 Kathy Bowman, Fisk
 Maureen McDonald, Benedictine (Ill.)
 Susan Plyler, Allegheny
 Jackie Rebert, Juniata
 Emily Smith, Colorado Col.
 Sara Stewart, Ohio Northern
 Dianne Stites, Washington-St. Louis
 Holly Swank, Kenyon
 Rachel Vetter, UC San Diego
 Gail Williams, Elmhurst
 Tricia Wright, La Verne

1987**First Team**

Tracy Beaty, Benedictine (Ill.)
 Elissa Breitbart, Colorado Col.
 Cathy Costello, Colorado Col.
 Therese Dorigan, Elmhurst
 Melanie Hollander-Moore, Elmhurst
 Beth Hoppel, Juniata
 Janet Hughes, UC San Diego
 Carol Lipson, UC San Diego
 Cathy Miller, Juniata
 Lori Nishikawa, Washington-St. Louis
 Amy Smith, Colorado Col.
 Anne Westerkamp, Benedictine (Ill.)

Second Team

Michelle Greaves, Elmhurst
 Kristi Griggs, Wis.-Eau Claire
 Heidi Grunwald, Albany (N.Y.)
 Chris Hofer, Albany (N.Y.)

Brooke Hortin, Washington-St. Louis
 Sue Ketter, Wis.-La Crosse
 Cheryl Lindberg, Wheaton (Ill.)
 Patty Mines, Benedictine (Ill.)
 Jackie Rebert, Juniata
 Chris Rutledge, Ohio Northern
 Lori Stroud, St. Andrews
 Gail Williams, Elmhurst

1986**First Team**

Leah Calsbeek, Calvin
 Therese Dorigan, Elmhurst
 Julie Dykstra, Calvin
 Linn Erickson, Gust. Adolphus
 Val Flom, Gust. Adolphus
 Melanie Hollander-Moore, Elmhurst
 Beth Hoppel, Juniata
 Carol Lipson, UC San Diego
 Susan Shadle, Grove City
 Kim Stonecipher, UC San Diego
 Anne Westerkamp, Benedictine (Ill.)

Second Team

Tracy Beaty, Benedictine (Ill.)
 Chris Becker, Washington-St. Louis
 Andrea Costa, Eastern Conn. St.
 Cathy Costello, Colorado Col.
 Roxanne Helmus, Calvin
 Janet Hughes, UC San Diego
 Shannon Hughes, Cortland St.
 Julie Jeffers, La Verne
 Debbie Jungwirth, Gust. Adolphus
 Patty Munhall, Albany (N.Y.)
 Chris Rutledge, Ohio Northern
 Amy Smith, Colorado Col.

1985**First Team**

Julie Dykstra, Calvin
 Val Flom, Gust. Adolphus
 Beth Hoppel, Juniata
 Sherri Petrick, Benedictine (Ill.)
 Shelli Swaim, Elmhurst
 Anne Westerkamp, Benedictine (Ill.)

Second Team

Sue Birdsey, Elmhurst
 Linn Erickson, Gust. Adolphus
 Michele Kroeze, Wis.-La Crosse
 Carol Larson, Wis.-Stevens Point
 Susan Shadle, Grove City
 Amy Smith, Colorado Col.

1984**First Team**

Therese Dorigan, Elmhurst
 Shauna Hinrichs, La Verne
 Karin Kalk, UC San Diego
 Kristin Kilbourn, UC San Diego
 Sherri Petrick, Benedictine (Ill.)
 Molly Wheatly, UC San Diego

Second Team

Laura Argonza, La Verne
 Stephanie Burton, Brooklyn
 Michele Galagar, La Verne
 Aneila Munro, MIT
 Lori Nazareno, Occidental
 Ekanong Opanayikul, Juniata

1983

Lori Cantu, MIT
 Cathy Dulkowski, Elmhurst
 Kristin Kilbourn, UC San Diego
 Louise Schwartz, UC San Diego
 Jenny Townsend, Occidental
 Molly Wheatly, UC San Diego

1982

Susan Barker, Juniata
 Sue Habecker, La Verne
 Eileen Kamidoi, La Verne
 Louise Schwartz, UC San Diego
 Tammy Smit, UC San Diego
 Claudia Twardy, Juniata

1981

Sue Habecker, La Verne
 Colleen Irelan, Juniata
 Eileen Kamidoi, La Verne
 Louise Schwartz, UC San Diego

Tammy Smit, UC San Diego
 Jenny Townsend, Occidental

(Note: Only six players were chosen for all-America honors in 1981, 1982 and 1983. The initial all-America second team was selected in 1984.)

Division III All-Americans by School

First-team selection unless otherwise indicated by (2).

ALBANY (N.Y.) (4)

Darby Ballschmieder, 1988(2)
 Heidi Grunwald, 1987(2)
 Chris Hofer, 1987(2)
 Patty Munhall, 1986(2)

ALLEGHENY (3)

Molly Dietz, 1990(2)-91(2)
 Susan Plyler, 1988(2)

ALMA (1)

Erin Fralick, 2005

AVERETT (1)

Brenda LaFlamme, 1997(2)

BATES (2)

Rachel Clayton, 1989(2)
 Amanda Colby, 1999(2)

BENEDICTINE (ILL.) (15)

Tracy Beaty, 1986(2)-87-88-89(2)
 Debbie Beckwith, 1990(2)
 Patty Mines, 1987(2)-88
 Maureen McDonald, 1988(2)
 Sherri Petrick, 1984-85
 Carla Sacchetti, 1991(2)
 Michelle Saul, 1991(2)
 Anne Westerkamp, 1985-86-87

BETHEL (MINN.) (2)

Katie Larsen, 2001
 Carrie Ritland, 1999

BROCKPORT ST. (5)

Dorothy Lemke, 1992(2)
 Greta Spas, 1993(2)
 Linda Sobkowski, 1989
 Julie Winks, 1993(2)-94(2)

BROOKLYN (1)

Stephanie Burton, 1984(2)

UC SAN DIEGO (36)

Kristi Askeland, 1993(2)
 Laurie Bertanyi, 1988
 Christine Chi, 1995-96
 Sherine Ebadi, 1997
 Julie Fabian, 1991
 Julie Harvey, 1993(2)
 Janet Hughes, 1986(2)-87
 Karin Kalk, 1984
 Kristin Kilbourn, 1983-84
 Diana Klintworth, 1988-89(2)
 Christine Kueneman, 1998(2)
 Carol Lipson, 1986-87
 Leslie Punelli, 1998(2)-99
 Madelyn Ripken, 1996(2)
 Louise Schwartz, 1981-82-83
 Dana Simone, 1990(2)-91(2)
 Tammy Smit, 1981-82
 Kim Stonecipher, 1986
 Elizabeth Tan, 1989(2)-90-91
 Vikki Van Duyne, 1990
 Elizabeth Vesanovic, 1993(2)
 Rachel Vetter, 1988(2)
 Molly Wheatly, 1983-84

CAL LUTHERAN (1)

Mariko Coverdale, 2005

CAL ST. EAST BAY (2)

Ivone Aleman, 2002
 Nicole Brandt-Young, 2004

CALVIN (6)

Leah Calsbeek, 1986
 Julie Dykstra, 1985-86
 Roxanne Helmus, 1986(2)
 Erika Van Stralen, 1997(2)
 Rhonda Volkers, 1999(2)

CAPITAL (1)

Jessie Hampson, 2005(2)

CARNEGIE MELLON (1)

Lauren Schmidt, 2001(2)

CENTRAL (IOWA) (9)Abbie Brown, 1997-98-99
Angie Nielsen, 1999-2000-01(2)
Candace Wilson, 1998-99-2000**COLORADO COL. (14)**Sara Boyles, 2001
Elissa Breitbart, 1987
Cathy Costello, 1986(2)-87-88-89
Teri Johnson, 1990(2)
Stacey Jonker, 1992(2)-93(2)
Heather McGuire, 1993(2)
Amy Smith, 1985(2)-86(2)-87
Emily Smith, 1988(2)**CONCORDIA-M'HEAD (1)**

Rebecca Shane, 2004(2)

CORTLAND ST. (7)Kate Hachadourian, 1998(2)-99
Shannon Hughes, 1986(2)
Therese Schlesiger, 1999(2)
Jessica Walker, 1996-97-98**DEPAUW (1)**

Janie Hodgkinson, 2000(2)

DUBUQUE (1)

Amanda Dickson, 1995(2)

EASTERN (2)Katie Adams, 2003(2)
Erin Meredith, 2005(2)**EASTERN CONN. ST. (2)**Andrea Costa, 1986(2)
Kathleen Kimball, 1993**ELMHURST (16)**Sue Birdsey, 1985(2)
Therese Dorigan, 1984-86-87
Cathy Dulkowski, 1983
Amanda Fark, 2002
Jen Frantz, 2001(2)
Michelle Greaves, 1987(2)
Melanie Hollander-Moore, 1986-87
Lindsay Johnson, 2005(2)
Kim Meyer, 2000(2)
Shannon Sobczak, 2000(2)
Shelli Swaim, 1985
Gail Williams, 1987(2)-88(2)**EMORY (9)**Amy Hyman, 2001(2)
Monica Robbins, 2004(2)
Liana Roman, 1996(2)
Courtney Rose, 2004(2)-05
LuLu Sewell, 2002
Megan Williams, 1999(2)-2000
Catherine Zidow, 2005(2)**FSK (1)**

Kathy Bowman, 1988(2)

GETTYSBURG (1)

Catherine Schott, 1997(2)

GREENSBORO (2)

Laura Brown, 1989(2)-90(2)

GROVE CITY (3)Lisa Lippincott, 1992(2)
Susan Shadle, 1985(2)-86**GUST. ADOLPHUS (5)**Linn Erickson, 1985(2)-86
Val Flom, 1985-86
Debbie Jungwirth, 1986(2)**HAMLIN (1)**

Christy Scherer, 1994(2)

HOPE (1)

Becky Schmidt, 1998(2)

ITHACA (9)Lisa Black, 1994(2)
Melissa Kryz, 1994(2)
Bonnie McDowell, 1995
Heidi Nichols, 1995(2)-96-97

Jessica Raymond, 2002(2)

Julia Roth, 2003(2)
Tracy Swyers, 1994**JOHN CARROLL (2)**

Stacey Mullally, 1993(2)-94(2)

JUNIATA (50)Susan Barker, 1982
Heather Blough, 1992-93-94
Rhonda Bygall, 1989
Colleen Carver, 1998-99
Carli Dale, 2002(2)-03-04
Robin Diehl, 1995(2)-96
Nicki Firestone, 1993
Danielle Hart, 2001(2)
Kristin Hersey, 1997-98-99
Johanna Holtan, 2003
Beth Hoppel, 1985-86-87
Colleen Irelan, 1981
Stephanie Kines, 2004-05
Katie Laucks, 2003-04(2)-05
Cathy Miller, 1987
Shelly Miller, 1992(2)
Niki Mueller, 2002
Melissa Myers, 1997
Ekanong Opanayikul, 1984(2)
Christy Orndorff, 1991-92-93-94
Jackie Rebert, 1987(2)-88(2)
Jennifer Rebert, 1995-96(2)
Melinda Selby, 1989
Amber Thomas, 2005(2)
Claudia Twearthy, 1982
Larissa Weimer, 1991
Kris Witchev, 1989(2)
Jesse Woods, 2000(2)
Brandy Workinger, 2000-01
Carrie Zeller, 1998-99**KALAMAZOO (3)**Cara Marker, 1995(2)
Mary Alice Sivawajek, 1994(2)
Mei Zhang, 1990**KENYON (1)**

Holly Swank, 1988(2)

LA VERNE (18)Laura Argonza, 1984(2)
Jeannette Ehrich, 1989(2)
Michele Galagar, 1984(2)
Sue Habecker, 1981-82
Shauna Hinrichs, 1984
Julie Jeffers, 1986(2)
Kathy Jones, 1991(2)
Eileen Kamidoi, 1981-82
Amy Kratochvil, 2003(2)-04
Stacey Lupu, 2001(2)
Tricia Schary, 2003-04(2)
Amy Smith, 2003
Ryan Winn, 2001
Tricia Wright, 1988(2)**LINFIELD (2)**

Lindsay Harksen, 2003(2)-05(2)

MIT (2)Lori Cantu, 1983
Aneila Munro, 1984(2)**MILLIKIN (1)**

Amber Crowder, 1995(2)

MENLO (1)

Delna Lancaster, 1989

MT. ST. JOSEPH (5)Betsy Owens, 1999(2)-2000-01
Tammi Toney, 2003-04(2)**MUSKINGUM (2)**Annie Rome, 1999(2)
Toni St. Clair, 1989(2)**NAZARETH (3)**

Christa Downey, 2000-01-02

NEB. WESLEYAN (3)Carrie Broomfield, 1996(2)
Kimberly Koelling, 1996(2)-97**NEW YORK U. (6)**Elena Drinka, 2004(2)-05
Katya Khmel'nitskaya, 2003-04-05
Brittany Warfield, 2000**OCCIDENTAL (4)**Lori Nazareno, 1984(2)
Andrea Ohta, 2000(2)
Jenny Townsend, 1981-83**OHIO NORTHERN (8)**Chris Rutledge, 1986(2)-87(2)
Sara Stewart, 1988(2)-89-90
Brandi Stover, 2000(2)-01(2)
Cari Triesch, 1997(2)**POMONA-PITZER (5)**Andrea Bustamante, 1997-98
Debbie Kennedy, 1990(2)
Joanne Nielsen, 1989-90**PUGET SOUND (5)**Karen Elmgren, 2000-01(2)-02(2)
Adriane Ougendal, 2002
Lindsay Weber, 2000(2)**ROCHESTER (3)**Pam Delp, 1990(2)
Leslie Hartman, 1993(2)
Rebekah Penfold, 1995(2)**ROCHESTER INST. (11)**Kris Gray, 1990(2)-91(2)-92
Liang Gaik Khaw, 1991(2)-92-93
Ushi Patel, 1999(2)
Jennifer Polo, 1990-91(2)
Tracy Wilt, 1997(2)-98(2)**ST. ANDREWS (1)**

Lori Stroud, 1987(2)

ST. BENEDICT (12)Nicole Denne, 1988-89
Lynn Gustafson, 1990(2)
Amy Hagen, 1988-89-90
Tina Kampa, 1993-94(2)
Teri Knapper, 2005(2)
Chris Muehlbauer, 1990-91
Robyn Ruschmeier, 1997(2)**ST. OLAF (11)**Maggie Cope, 1996(2)-98(2)
Jen Kuzma, 1995(2)-96(2)
Traci Rasmussen, 1997(2)
Kari Rogne, 1994-95
Emily Sather, 1994
Nicole Trnka, 2001(2)
Jeanette Tuohy, 1995-96**ST. THOMAS (MINN.) (7)**Amie Aschenbeck, 2003(2)
Jane Gibbs, 2002(2)-03(2)
Katie Reynolds, 2002
Penny Thompson, 1991-92
Erika Wetzel, 2005(2)**SIMPSON (6)**Megan Amelse, 1991
Kris Michels, 1994
Rosie Michels, 1990(2)-91(2)-92
Amy Trowbridge, 1997(2)**SMITH (1)**

Kelly Bates, 1989(2)

SPRINGFIELD (4)Kerri Camuso, 1995-96(2)
Robin Chase, 2000(2)
Julie Frahm, 1995(2)**STONY BROOK (3)**Janna Kuhner, 1992
Anastasia Nikas, 1991(2)-92**THOMAS MORE (6)**Jenny Boerger, 1991(2)-92(2)-93
Chris Cullinane, 1994(2)
Beth Nowicki, 1995
Cindy Stautberg, 1993(2)**TRINITY (TEX.) (20)**Morgan Anderson, 2002-03
Amy Barrett, 1995(2)-96(2)
Alisha Farley, 1998(2)-99(2)
Ashley Farrimond, 2001(2)-02-03-04
Nancy Hamad, 1998(2)
Lauren Jackson, 2005
Shawn McLaughlin, 2003
Kristin Papp, 2002(2)
Desiree Pratt, 1999(2)-2000(2)

Micaeli Smith, 2005(2)
Amy Waddell, 1991(2)-92(2)
Kamri Young, 2004(2)

WARTBURG (1)

Dia Dohlman, 2003(2)

WASH. & LEE (1)

Christine Gladysz, 2005(2)

WASHINGTON-ST. LOUIS (51)

Amy Albers, 1992-93-94
Chris Becker, 1986(2)
Lisa Becker, 1991-92
Kathy Bersett, 1989-90
Amy Brand, 2002(2)
Jenny Cafazza, 1997-98
Leslie Catlin, 1992(2)-93(2)
Katie Gielow, 1999-2000
Nikki Gitlin, 1995
Stephanie Habif, 1995-96
Brooke Hortin, 1987(2)-88-89(2)
Megan Houck, 2005
Kara Liefer, 2004-05
Jennifer Martz, 1995(2)-96-97-98
Kelley Meier, 1990-91
Lori Nishikawa, 1987-88-89
Anne Quenette, 1992(2)-93-94
Rebecca Rotello, 2000(2)-01-02
Emmy Sjogren, 1996
Whitney Smith, 2005(2)
Dianne Stites, 1988(2)-90
Joanie Subar, 1991
Amy Sullivan, 1992-93
Shelley Swan, 1994(2)-95
Meg Vitter, 1998
Colleen Winter, 2003-04

WAYNESBURG (2)

Terrilea Stemmler, 1990
Tammy Thomas, 1990(2)

WELLESLEY (6)

Katie Antypas, 1998(2)
Ali Mostue, 2001(2)-02(2)

Allison Schnitzer, 1997(2)-98(2)-99(2)

WHEATON (ILL.) (2)

Kathleen Kepley, 1996(2)
Cheryl Lindberg, 1987(2)

WHITWORTH (3)

Natalie Danielson, 2005
Julie Weatherred, 2001-02(2)

WILLIAMS (3)

Joyia Chadwick, 2003(2)-2004
Robin Young, 2004(2)

WIS.-EAU CLAIRE (10)

Deb Allaman, 1989(2)
Sarah Allen, 1992(2)
Michelle Arganbright, 1994
Marnie Blau, 1994(2)
Rhonda Endres, 1996(2)
Kristi Griggs, 1987(2)-88
Maria Jensen, 1997
Colleen Winter, 2002(2)
Brooke Wozniak-Schmidt, 2003

WIS.-LA CROSSE (6)

Elissa Hansen, 2003(2)
Laurie Kaiser, 1992(2)
Sue Ketter, 1987(2)
Michelle Kroeze, 1985(2)
Angela Muenkel, 1999
Laura Wagner, 2004

WIS.-OSHKOSH (15)

Amy Cayemberg, 1990(2)-91
Jane Copenhaver, 2000
Amanda Delgadillo, 2003(2)
Ashley Fischer, 2005
Jamie Ford, 1991-93(2)
Bridget Griepentrog, 1994
Sara Lorens, 1995(2)
Christina Southward, 1999(2)-2000-01
Amy Ward, 1994(2)-95-96

WIS.-PLATTEVILLE (1)

Tammy Dietz, 1992(2)

WIS.-RIVER FALLS (7)

Jennifer Frodl, 1996
Cara Gustafson, 1995(2)-96
Melissa Mattson, 1999(2)-2000(2)
Melissa Tvrdik, 2002(2)-03

WIS.-STEVENS POINT (1)

Carol Larson, 1985(2)

WIS.-STOUT (4)

Tanille Hartwig, 2004(2)
Erika Olmstead, 1994
Stacy Stoddard, 1998(2)
Brooke Viegut, 2004

WIS.-SUPERIOR (1)

Angela Wait, 1996

WIS.-WHITEWATER (25)

Denise Cobb, 1992-93
Chris Conradt, 1988
Kristy Dettman, 2001-02(2)
Allison Erickson, 2000(2)-01
Melinda Erickson, 2000-01
Stephanie Everett, 1997(2)-98(2)
Mary Jaskolski, 1992(2)-93
Pam Kane, 1988-89
Barb Lynch, 1989(2)
Abbie Mueller, 2005(2)
Lynn Olsen, 1997(2)-98-99
Cindy Paplham, 1994
Margo Rogers, 1994(2)
Michelle Stanislowski, 2004(2)
Angie Wildish, 2001(2)-02

WITTENBERG (8)

Monica McDonald, 2002(2)
Beth Nowicki, 1997(2)
Dawn Reinhardt, 1998
Emilie Schmid, 2004(2)
Kim Woodring, 1997
Sarah Yuskewich, 2002-03-04

National Invitational Volleyball Championship

Tournament Champions

Year	Champion	Runner-up	Score	Site
1995	Wisconsin	Sacramento St.	3-2	Kansas City, Mo.
1994	Cal St. Northridge	San Jose St.	3-1	Kansas City, Mo.
1993	LSU	Baylor	3-0	Kansas City, Mo.
1992	Washington St.	Bowling Green	3-0	Kansas City, Mo.
1991	Kentucky	Notre Dame	3-2	Dayton, Ohio
1990	Houston	Cal St. Northridge	3-1	Knoxville, Tenn.
1989	Wisconsin	Boise St.	3-1	Birmingham, Ala.

Tournament History

The National Invitational Volleyball Championship (NIVC) began in 1989 under the name of the Women's Invitation Volleyball Championship (WIVC).

The NIVC was created to provide an additional postseason opportunity for NCAA Division I women's volleyball programs. The NIVC had served as a springboard for schools to advance to the NCAA tournament the following year. A total of 29 teams advanced to the NCAA tournament after competing in the NIVC the previous year. The Founder's Cup was presented each year to the NIVC champion in recognition of the three individuals most responsible for developing and creating this tournament—Eastern Kentucky head volleyball coach Geri Polvino, former head volleyball coach at UAB Brenda Williams and Charlie Daniel, former head volleyball coach at Western Kentucky.

A total of 89 NCAA Division I women's volleyball programs participated in the NIVC during its seven-year history (listed alphabetically below).

School Appearances

[Note: No third-place match was played. Semifinal losers were credited with a third-place finish.]

Team (Years Participated)	Yrs.	Won	Lost	Pct.	1st	2nd	3rd
Akron (1990-95)	2	2	6	.250	0	0	0
UAB (1989-90-91-92)	4	6	8	.429	0	0	0
American (1994)	1	2	2	.500	0	0	0
Appalachian St. (1991)	1	0	4	.000	0	0	0
Arizona St. (1990)	1	2	2	.500	0	0	0
Arkansas (1994-95)	2	3	5	.375	0	0	0
Arkansas St. (1989-90-91-93)	4	8	8	.500	0	0	0
Baylor (1993)	1	5	1	.833	0	1	0
Boise St. (1989-90)	2	7	2	.778	0	1	0
Bowling Green (1992-93)	2	7	3	.700	0	1	0
Butler (1993-95)	2	4	4	.500	0	0	0
California (1991)	1	3	1	.750	0	0	0
Cal St. Northridge (1990-91-94)	3	14	2	.875	1	1	0
UCF (1993)	1	2	2	.500	0	0	0
Colorado (1990)	1	2	2	.500	0	0	0
Colorado St. (1990)	1	2	2	.500	0	0	0
Connecticut (1994)	1	0	4	.000	0	0	0
Cornell (1991-92)	2	0	8	.000	0	0	0
Dayton (1990)	1	0	4	.000	0	0	0
Delaware (1992-94)	2	0	8	.000	0	0	0
Drake (1995)	1	0	4	.000	0	0	0
Drexel (1991)	1	0	4	.000	0	0	0
Eastern Ky. (1990)	1	0	4	.000	0	0	0
Eastern Mich. (1990)	1	2	2	.500	0	0	0
Fairleigh Dickinson (1989)	1	0	3	.000	0	0	0
Fresno St. (1992-94-95)	3	7	5	.583	0	0	0
George Washington (1992)	1	1	3	.250	0	0	0
Georgia (1989-90)	2	5	3	.625	0	0	1
Georgia Tech (1993)	1	3	1	.750	0	0	0
Gonzaga (1989)	1	1	2	.333	0	0	0
Hartford (1993)	1	0	4	.000	0	0	0
Hofstra (1989-90-91-93)	4	6	9	.400	0	0	0
Houston (1990)	1	6	0	1.000	1	0	0
Idaho St. (1994)	1	0	4	.000	0	0	0
Illinois St. (1994)	1	1	3	.250	0	0	0
Iowa (1990)	1	3	1	.750	0	0	0

Team (Years Participated)	Yrs.	Won	Lost	Pct.	1st	2nd	3rd
Iowa St. (1989-92-94)	3	7	5	.583	0	0	1
Kansas (1991-93)	2	2	6	.250	0	0	0
Kansas St. (1995)	1	2	2	.500	0	0	0
Kentucky (1991)	1	6	0	1.000	1	0	0
Lehigh (1993)	1	0	4	.000	0	0	0
LSU (1993)	1	6	0	1.000	1	0	0
Loyola (Ill.) (1992)	1	0	4	.000	0	0	0
Loyola Marymount (1990-92)	2	6	2	.750	0	0	0
Maryland (1992)	1	3	1	.750	0	0	0
Massachusetts (1994-95)	2	0	8	.000	0	0	0
Memphis (1990)	1	3	2	.600	0	0	1
Miami (Ohio) (1991-94)	2	6	3	.667	0	0	1
Michigan (1995)	1	2	2	.500	0	0	0
Minnesota (1992-94)	2	6	3	.667	0	0	1
Missouri (1994)	1	0	4	.000	0	0	0
Missouri St. (1992)	1	2	2	.500	0	0	0
Montana (1992)	1	2	2	.500	0	0	0
Morehead St. (1993)	1	0	4	.000	0	0	0
Murray St. (1989-92)	2	2	2	.500	0	0	0
North Carolina (1995)	1	0	4	.000	0	0	0
UNC Asheville (1991)	1	0	7	.000	0	0	0
Northern Ariz. (1991)	1	2	2	.500	0	0	0
Northern Ill. (1991-92-94)	3	8	5	.615	0	0	1
UNI (1989-90-93)	3	7	5	.583	0	0	1
Notre Dame (1991)	1	4	2	.667	0	1	0
Oklahoma (1993-95)	2	6	2	.750	0	0	0
Oregon St. (1993-94)	2	5	3	.625	0	0	0
Pepperdine (1995)	1	3	1	.750	0	0	0
Pittsburgh (1989-95)	2	3	5	.375	0	0	1
Rhode Island (1995)	1	4	1	.800	0	0	1
Rice (1995)	1	1	3	.250	0	0	0
Sacramento St. (1992-93-95)	3	9	5	.643	0	1	0
St. Louis (1995)	1	3	1	.750	0	0	0
Sam Houston St. (1994)	1	1	3	.250	0	0	0
San Diego (1994-95)	2	8	2	.800	0	0	2
San Jose St. (1994)	1	5	1	.833	0	1	0
Santa Clara (1991)	1	4	1	.800	0	0	1
Siena (1993)	1	0	4	.000	0	0	0
South Carolina (1994)	1	2	2	.500	0	0	0
South Fla. (1989-94)	2	3	4	.428	0	0	0
Stephen F. Austin (1993-95)	2	2	6	.250	0	0	0
Tennessee (1990)	1	2	2	.500	0	0	0
Texas A&M (1992)	1	3	1	.750	0	0	0
Texas-Arlington (1992)	1	3	1	.750	0	0	0
Texas Tech (1989)	1	2	1	.667	0	0	0
Utah (1993)	1	4	1	.800	0	0	1
Villanova (1991)	1	1	3	.250	0	0	0
Virginia Tech (1992)	1	1	3	.250	0	0	0
Washington St. (1992)	1	6	0	1.000	1	0	0
West Virginia (1991)	1	1	3	.250	0	0	0
William & Mary (1989-90-91)	3	8	4	.667	0	0	1
Wisconsin (1989-95)	2	11	0	1.000	2	0	0
Wright St. (1989-91-93)	3	3	8	.273	0	0	0

Most NIVC Championships


Wisconsin 2; Cal St. Northridge, Houston, Kentucky, LSU, Washington St., 1 each.

NIVC MVPs

Year	Player, Team	Cl.	Position
1995	Laura Abbinante, Wisconsin	Jr.	S
1994	Kathleen Shannon, Cal St. Northridge	Sr.	S
1993	Luciana Santana, LSU	So.	S
1992	Keri Killebrew, Washington St.	Sr.	S
1991	Jane Belange, Kentucky	So.	S
1990	Beth Welch, Cal St. Northridge	Sr.	S
1989	Lisa Boyd, Wisconsin	Jr.	MB

Coaching Records

Division I Coaching Records	112
Division II Coaching Records	113
Division III Coaching Records	115



Division I Coaching Records

Winningest Active Coaches

(Minimum five years as a Division I head coach; includes record at four-year colleges only)

BY PERCENTAGE

Coach, Team	Years	Won	Lost	Pct.
1. Dave Shoji, Hawaii.....	31	897	157	.851
2. Russ Rose, Penn St.....	27	859	154	.848
3. Mary Wise, Florida.....	19	573	114	.834
4. John Dunning, Stanford.....	21	583	128	.820
5. Brian Gimmillaro, Long Beach St.....	21	578	135	.811
6. Mick Haley, Southern California.....	22	653	159	.804 +
7. John Cook, Nebraska.....	13	348	86	.802
8. Andy Banachowski, UCLA.....	39	1,004	266	.791
9. Bobbi Petersen, UNI.....	6	153	42	.785
10. Leonid Yelin, Louisville.....	15	370	103	.782
11. Wade Benson, Eastern Wash.....	7	176	53	.769
12. Tom Hilbert, Colorado St.....	17	415	126	.767
13. Pete Waite, Wisconsin.....	18	442	157	.738
14. Debby Colberg, Sacramento St.....	30	769	278	.734
15. Tony Trifonov, Florida A&M.....	9	199	73	.732
16. Betty Austin, Alabama A&M.....	29	594	219	.731
17. Chris Poole, Arkansas.....	20	556	205	.731
18. Jon Wallace, Santa Clara.....	7	156	58	.729
19. Chris Riley, Towson.....	6	144	54	.727
20. Jerritt Elliott, Texas.....	7	155	58	.727 +
21. Barry Goldberg, American.....	17	423	164	.721
22. Joel McCartney, Winthrop.....	9	248	97	.719
23. Suzie Fritz, Kansas St.....	5	112	44	.718
24. Judy Green, Alabama.....	20	566	226	.715
25. Jennifer Petrie, San Diego.....	7	148	61	.708
26. Kathy Gregory, UC Santa Barb.....	31	765	316	.708
27. Mark Rosen, Michigan.....	14	327	136	.706
28. Debbie Brown, Notre Dame.....	21	491	206	.704
29. Mike Hebert, Minnesota.....	30	828	348	.704
30. Jim McLaughlin, Washington.....	9	195	83	.701
31. Glenn Nelson, Princeton.....	24	518	221	.701
32. Randy Litchfield, Ball St.....	17	361	161	.692
33. Janice Kruger, Maryland.....	27	702	314	.690%
34. Nicole Lantagne Welch, Miami (Fla.).....	5	99	45	.688
35. Jim Stone, Ohio St.....	27	584	274	.681
36. Tim Horsmon, Dayton.....	7	170	80	.680
37. Steve Stratos, Loyola Marymount.....	15	324	153	.679
38. Jim Moore, Oregon.....	17	364	174	.677
39. Melissa Stokes, Missouri St.....	10	218	105	.675
40. Debbie Humphreys, Stephen F. Austin.....	17	406	197	.673
41. Kelley Hartley, IPFW.....	12	284	138	.673
42. Chris Beerman, Pittsburgh.....	10	207	101	.672
43. Rob Patrick, Tennessee.....	9	191	95	.668
44. Bob Bertucci, Temple.....	27	600	299	.668
45. Jing Pu, Syracuse.....	16	372	186	.667
46. Bill Walton, Houston.....	25	607	307	.664
47. Travis Hudson, Western Ky.....	11	245	125	.662
48. David Rubio, Arizona.....	18	400	207	.659
49. Glen Conley, Army.....	16	330	174	.655
50. Jeff Mozzochi, Portland St.....	20	446	237	.653
51. Jolene Jordan Hoover, Clemson.....	16	358	192	.651
52. Mike Jordan, New Mexico St.....	8	162	87	.651
53. Don Hardin, Illinois.....	18	369	202	.646
54. Fran Kalafer, Hofstra.....	27	612	343	.641
55. Toby Rens, Long Island.....	7	165	93	.640
56. Kelly Sheffield, Albany (N.Y.).....	5	99	56	.639
57. Laurie Corbelli, Texas A&M.....	20	394	224	.638
58. Cole Tallman, Duquesne.....	15	344	197	.636
59. Mitch Jacobs, Marshall.....	13	271	156	.635
60. Beth Launiere, Utah.....	16	322	187	.633
61. Ken Nichols, Northeastern.....	15	318	185	.632
62. Amy Farber-Knowles, Drake.....	7	147	86	.631
63. Floyd Deaton, Xavier.....	16	333	196	.629
64. Kathy Litzau, Wis.-Milwaukee.....	13	247	146	.628
65. Deane Webb, Belmont.....	9	208	124	.627
66. Nina Matthies, Pepperdine.....	23	440	263	.626
67. Joe Sagula, North Carolina.....	25	536	323	.624
68. Todd Kress, Florida St.....	11	220	133	.623
69. Reed Sunahara, Cincinnati.....	8	158	96	.622
70. Rich Feller, California.....	21	416	257	.619
71. Jeff Nelson, San Francisco.....	11	219	136	.617
72. Kerry Messersmith, UAB.....	8	175	110	.614

Coach, Team	Years	Won	Lost	Pct.
73. Sharon Dingman, Illinois St.....	15	297	188	.612
74. Karen Chisum, Texas St.....	26	616	391	.611 &
75. Pi'l Aiu, Colorado.....	9	163	104	.610
76. J. Scott Luster, Bradley.....	26	571	365	.610
77. Chris Lamb, Wichita St.....	6	111	71	.610
78. Cathy George, Michigan St.....	19	377	242	.609
79. Brenda Gray, Sam Houston St.....	22	486	313	.608
80. Jill Hirschinger, New Hampshire.....	27	589	383	.605 ^
81. Kerry Major Carr, Penn.....	11	176	115	.605
82. Jolene Nagel, Duke.....	18	339	225	.601
83. Peter Volkert, Fordham.....	13	258	172	.600
84. Sue Gozansky, UC Riverside.....	36	664	447	.598
85. Devin Scruggs, Nevada.....	9	158	107	.596

+ includes 1 tie; % includes 6 ties; & includes 3 ties; ^ includes 10 ties

(Minimum five years as a four-year college head coach, but fewer than five years at the Division I level.)

Coach, Team	DI Yrs.	Yrs.	Won	Lost	Pct.
Wayne Kreklow, Missouri.....	1	7	292	34	.896
Carin Avery, Valparaiso.....	4	6	158	55	.742
Matt Peck, Middle Tenn.....	2	23	588	214	.733
Laura Groff-Neugebauer, UTSA.....	4	12	317	126	.716
Jim Moore, Oregon.....	1	17	364	174	.693
Garvey Pierre, Siena.....	3	11	246	131	.653
Pati Rolf, Marquette.....	4	18	379	221	.632
Lynn Atherley, Maine.....	2	14	293	173	.629
Tim Cowie, Davidson.....	4	10	226	142	.614
Terri Dadio Campbell, Lafayette.....	4	10	199	127	.610
Jamie Gordon, Morehead St.....	3	6	116	84	.580
Chad Esposito, High Point.....	3	10	197	150	.568

Reclassifying from Division II to Division I:


Coach, Team	DI Yrs.	Yrs.	Won	Lost	Pct.
Bryan Bunn, North Fla.....	1R	12	333	107	.757
Andrew Palileo, South Dakota St.....	1R	9	192	118	.619

1R—One year completed in reclassifying process.

BY VICTORIES

Coach, Team	Years	Wins
1. Andy Banachowski, UCLA.....	39	1,004
2. Dave Shoji, Hawaii.....	31	897
3. Russ Rose, Penn St.....	27	859
4. Mike Hebert, Minnesota.....	30	828
5. Debby Colberg, Sacramento St.....	30	769
6. Kathy Gregory, UC Santa Barb.....	31	765
7. Janice Kruger, Maryland.....	27	702
8. Sue Gozansky, UC Riverside.....	36	672
9. Mick Haley, Southern California.....	22	653
10. Karen Chisum, Texas St.....	26	616

Nebraska's John Cook earned 2005 AVCA Division I Coach of the Year honors, leading the Huskers to the 2005 NCAA championship match against Washington, the eventual national champion. In 13 years as a head coach, he's posted a 348-86 overall record, for an .802 winning percentage, which ranks seventh among active Division I coaches.



Nebraska Sports Information

Coach, Team	Years	Wins
11. Fran Kalafer, Hofstra	27	612
12. Bill Walton, Houston	25	606
13. Bob Bertucci, Temple	26	600
14. Betty Austin, Alabama A&M	29	594
15. Jill Hirschinger, New Hampshire	27	589
16. Jim Stone, Ohio St.	27	584
17. John Dunning, Stanford	21	583
18. Brian Gimmillaro, Long Beach St.	21	578
19. Mary Wise, Florida	19	573
20. J. Scott Luster, Bradley	26	571
21. Judy Green, Alabama	20	566
22. Chris Poole, Arkansas	20	556
23. Debbie Hill, William & Mary	28	542
24. Veronica Hammersmith, West Virginia	32	537
25. Joe Sagula, North Carolina	25	536
26. Glenn Nelson, Princeton	24	518
27. Carolyn Condit, Miami (Ohio)	26	499
28. Debbie Brown, Notre Dame	21	491
29. Brenda Gray, Sam Houston St.	22	486
30. Bob Schneck, Rhode Island	25	463
31. Nathaniel Denu, Southern U.	27	455
32. Jeff Mozzochi, Portland St.	20	446
33. Pete Waite, Wisconsin	18	442
34. Nina Matthies, Pepperdine	23	440
35. Barry Goldberg, American	17	423
36. Mike Swan, Evansville	20	417
37. Rich Feller, California	21	416
38. Tom Hilbert, Colorado St.	17	415
Denise Van De Walle, Bowling Green	23	415
40. Debbie Humphries, Stephen F. Austin	18	406
41. Bonnie Kenny, Delaware	22	404
42. David Rubio, Arizona	19	400
43. Laurie Corbelli, Texas A&M	20	394
44. Cindy Fredrick, Iowa	21	388
45. Cathy George, Michigan St.	19	377
46. Pat Kendrick, George Mason	21	375
47. Jing Pu, Syracuse	16	372
48. Leonid Yelin, Louisville	15	370
49. Don Hardin, Illinois	18	369
50. Randy Litchfield, Ball St.	17	361
51. Jolene Jordan Hoover, Clemson	16	358
52. John Cook, Nebraska	13	348
53. Cole Tallman, Dubuque	15	344
54. Mark Rosen, Michigan	14	327
55. Floyd Deaton, Xavier	16	333
56. Glen Conley, Army	16	330

Coach, Team	Years	Wins
57. Cindy Opalski, Bucknell	20	326
58. Steve Stratos, Loyola Marymount	16	324

(Minimum five years as a four-year college head coach, but fewer than five years at the Division I level.)

Coach, Team	DI Yrs.	TI Yrs	Wins
Matt Peck, Middle Tenn.	2	22	588
Pati Rolf, Marquette	4	18	379
Jim Moore, Oregon	1	17	364
Laura Groff-Neugebauer, UTSA	4	12	317
Lynn Atherley, Maine	2	14	293
Wayne Kreklow, Missouri	1	6	292

Reclassifying from Division II to Division I:

Coach, Team	DI Yrs.	Yrs.	Wins
Bryan Bunn, North Fla.	1R	12	333

1R—One year completed in reclassifying process.

AVCA COACHES OF THE YEAR

2005	John Cook, Nebraska
2004	Jim McLaughlin, Washington
2003	Mick Haley, Southern California
2002	Bobbi Petersen, UNI
2001	John Dunning, Stanford
2000	John Cook, Nebraska
1999	Iradge Ahrabi-Fard, UNI
1998	Brian Gimmillaro, Long Beach St.
1997	Russ Rose, Penn St.
1996	Mary Wise, Florida
1995	Chuck Erbe, Michigan St.
1994	Terry Pettit, Nebraska
1993	Kathy Gregory, UC Santa Barb.
1992	Mary Wise, Florida
1991	Don Shaw, Stanford
1990	Russ Rose, Penn St.
1989	Andy Banachowski, UCLA
1988	Lisa Love, Texas-Arlington
1987	Kathy DeBoer, Kentucky
1986	Terry Pettit, Nebraska
1985	Mike Hebert, Illinois
1984	Leiliani Overstreet, Fresno St.
1983	Terry Liskevych, Pacific
1982	Dave Shoji, Hawaii

Division II Coaching Records

Winningest Active Coaches

(Minimum five years as a Division II head coach; includes record at four-year colleges only)

BY PERCENTAGE

Coach, Team	Years	Won	Lost	Pct.
1. Tracy Rietzke, Rockhurst	24	908	165	.846
2. Qi Wang, Northern Mich.	5	148	29	.836
3. Wilfred Navalta, BYU-Hawaii	22	489	96	.836
4. Chris Catanach, Tampa	22	686	142	.829
5. Rick Squiers, Neb.-Kearney	13	434	90	.828
6. Tony Graystone, West Tex. A&M	7	211	44	.827
7. Duncan McFarland, UC San Diego	10	250	57	.814
8. Dave Nichols, Barry	10	248	66	.790
9. Peggy Martin, Central Mo. St.	30	975	257	.790@
10. Diane Flick, Western Wash.	6	131	35	.789
11. Reydan Ahuna, Hawaii Pacific	10	196	58	.772
12. Robin Salters, New Haven	12	351	107	.766
13. Deanne Scanlon, Grand Valley St.	11	294	90	.766
14. Bren Stevens, Charleston (W.V.)	13	367	126	.744
15. Todd Gober, SIU Edwardsville	5	120	43	.736
16. Keith Giboney, Harding	7	186	66	.733
17. Theresa Garland, Bryant	10	291	108	.729
18. Tia Brandel-Wilhelm, Ferris St.	13	330	125	.725
19. Shelton Collier, Wingate	25	678	257	.725
20. Kim Sudbeck, Augustana (S.D.)	11	253	97	.723
21. Debbie Hendricks, Metro St.	14	338	131	.721

Coach, Team	Years	Won	Lost	Pct.
22. Bill Lawler, Cal St. L.A.	10	218	85	.719
23. Brek Horn, Abilene Christian	7	172	69	.714
24. Alan Segal, Armstrong Atlantic	9	237	101	.701
25. Laura Taube, Ala.-Huntsville	12	317	135	.701
26. Sandy Hoffman, Bentley	24	611	262	.700
27. Alex Kosalska, Dowling	6	159	69	.697
28. John Price, Cal St. Bakersfield	10	200	87	.697
29. Tracey Fluharty, Clarion	9	231	108	.681
30. Carlos Chia, Northern Ky.	7	154	73	.678
31. Frank Lavrisha, Regis (Colo.)	19	440	219	.668
32. Jill Stephens, Fla. Southern	5	115	61	.653
33. Wick Colchagoff, Findlay	12	281	150	.652
34. Rose Shires, Neb.-Omaha	16	333	183	.645
35. Ginger Hamric, Catawba	16	345	190	.645
36. John Gump, Kutztown	18	389	215	.644
37. Kim Cherniss, Cal St. San B'dino	15	298	166	.642
38. Tom Justice, Lock Haven	15	339	192	.638
39. Jennifer Calloway, S.C. Upstate	10	212	122	.635
40. J.D. Long, Alderson-Broadus	11	243	140	.635
41. Karen Lockyer, Lewis	31	726	423	.631 &
42. Rhonda Thigpen, Henderson St.	16	388	239	.619
43. Jim Callender, Western N.M.	20	523	327	.615
44. Mike Maguire, Eastern N.M.	20	401	257	.609
45. Mike Smith, Lincoln Memorial	12	245	157	.608
46. Gail Wasmus, NYIT	20	370	259	.599
47. Rosie Wegrich, Cal Poly Pomona	31	591	422	.583*
48. Pascale Lubin, Queens (N.Y.)	12	202	148	.577
49. Larry Hill, Fairmont St.	22	488	365	.572
50. Laurie Lokash, Slippery Rock	22	436	328	.571

Coach, Team	Years	Won	Lost	Pct.
51. Mario Andaya, Central Wash.	10	153	126	.548
52. Brian Goodale, St. Rose	7	117	97	.547
53. Dawn Spellman-Mara, Post	7	131	111	.541
54. Kris Naber, Grand Canyon	11	179	152	.541
55. Will Condon, S.C.-Aiken	6	107	92	.538

@ includes 8 ties; & includes 7 ties; * includes 10 ties

(Minimum five years as a four-year college head coach, but fewer than five years at the Division II level.)

Coach, Team	DII Yrs.	Yrs.	Won	Lost	Pct.
Ed Allen, Presbyterian	3	14	361	146	.712
Connie Surowicz, Ashland	3	14	339	167	.670

BY VICTORIES

Coach, Team	Years	Wins
1. Peggy Martin, Central Mo. St.	30	975
2. Tracy Rietzke, Rockhurst	24	908
3. Karen Lockyer, Lewis	31	726
4. Chris Catanach, Tampa	22	686
5. Shelton Collier, Wingate	24	650
6. Sandy Hoffman, Bentley	24	611
7. Rosie Wegrich, Cal Poly Pomona	31	591
8. Jim Callender, Western N.M.	20	523
9. Wilfred Navalta, BYU-Hawaii	21	489
10. Larry Hill, Fairmont St.	22	488
11. Frank Lavrisha, Regis (Colo.)	19	440
12. Laurie Lokash, Slippery Rock	22	436
13. Rick Squiers, Neb.-Kearney	13	434
14. Mike Maguire, Eastern N.M.	20	401
15. John Gump, Kutztown	18	389
16. Rhonda Thigpen, Henderson St.	16	388
17. Bren Stevens, Charleston (W.V.)	13	375
18. Gail Wasmus, NYIT	20	370
19. Robin Salters, New Haven	12	351
20. Ginger Hamric, Catawba	16	345
21. Tom Justice, Lock Haven	15	339
Wendee Saintsing, Barton	20	339
23. Debbie Hendricks, Metro St.	14	338
24. Rose Shires, Neb.-Omaha	16	333
25. Tia Brandel-Wilhelm, Ferris St.	13	330
26. Laura Taube, Ala.-Huntsville	12	317
27. Phil Shoemaker, Alas. Fairbanks	23	316
28. Kim Cherniss, Cal St. San B'dino	15	298
29. Deanne Scanlon, Grand Valley St.	11	294
30. Theresa Garlacy, Bryant	10	291
31. Wick Colchagoff, Findlay	12	281
32. Kim Sudbeck, Augustana (S.D.)	11	253
33. Dave Nichols, Barry	10	248
34. Mike Smith, Lincoln Memorial	12	245
35. J.D. Long, Alderson-Broaddus	11	244
36. Sonny Kirkpatrick, Francis Marion	14	239
37. Alan Segal, Armstrong Atlantic	9	237
38. Tracy Fluharty, Clarion	9	231
39. Bill Lawler, Cal St. L.A.	10	218
40. Jennifer Calloway, S.C. Upstate	10	212
41. Tony Graystone, West Tex. A&M	7	211
42. Robert Skinner, Albany St. (Ga.)	10	208
43. Pascale Lubin, Queens (N.Y.)	12	202
44. John Price, Cal St. Bakersfield	10	200
45. Keith Giboney, Harding	7	186
46. Kris Naber, Grand Canyon	11	176
47. Brek Horn, Abilene Christian	7	172
48. Alex Koszalka, Dowling	6	159
49. Missy Soboleski, Edinboro	11	158
50. Tim Koth, Northwood	10	150


(Minimum five years as a four-year college head coach, but fewer than five years at the Division II level.)

Coach, Team	DII Yrs.	Yrs.	Wins
Ed Allen, Presbyterian	3	14	361
Connie Surowicz, Ashland	3	14	339
Patricia Mickow, St. Cloud St.	4	17	277

AVCA COACHES OF THE YEAR

2005	Deanne Scanlon, Grand Valley St.
2004	Jim Boos, Minn. Duluth
2003	Matt Peck, North Ala.
2002	Qi Wang, Truman
2001	Duncan McFarland, UC San Diego
2000	Reydan "Tita" Ahona, Hawaii Pacific
1999	Wilfred Navalta, BYU-Hawaii
1998	Zaundra Bina, North Dakota St.
1997	Debbie Hendricks, West Tex. A&M
1996	Rose Shires, Neb.-Omaha
1995	Leonid Yelin, Barry
1994	Mary Kaminski, Michigan Tech
1993	Jim Moore, Northern Mich.
1992	Jeff Mozzochi, Portland St.
1991	Chris Catanach, Tampa
1990	Kim Hudson, West Tex. A&M
1989	Debby Colberg, Sacramento St.
1988	Cathy Olson, North Dakota St.
1987	Peggy Martin, Central Mo. St.
1986	Janice Kruger, Neb.-Omaha
1985	Samye Johnson, Mississippi-Women
1984	Walt Ker, Cal St. Northridge
1983	Janice Kruger, Neb.-Omaha
1982	Sue Gozansky, UC Riverside

Grand Valley State's Deanne Scanlon was named the AVCA 2005 Division II Coach of the Year, leading the Lakers to the national title, capped by a 3-1 win over Nebraska-Kearney in the championship match. In 11 years, she has compiled a 294-90 record (a .766 winning percentage).



Division III Coaching Records

Winningest Active Coaches

(Minimum five years as a Division III head coach; includes record at four-year colleges only)

BY PERCENTAGE

Coach, Team	Years	Won	Lost	Pct.
1. Larry Bock, Juniata	29	1,067	171	.862
2. Jim Spagle, Cal St. East Bay	10	265	71	.789
3. Jennifer McDowell, Emory	10	310	88	.779
4. Bryan Snyder, Wash. & Lee	8	218	65	.770
5. Michele Benoit, Mt. St. Joseph	11	324	97	.770
6. Kate Witte, Ohio Northern	15	398	131	.752
7. Dorothy Webb, Wellesley	13	328	112	.745
8. Janet Donovan, Ithaca	15	472	167	.739
9. Rich Luenemann, Washington-St. Louis	25	833	296	.738
10. Paul Dill, MIT	10	264	95	.735
11. Kim Kelly, Carnegie Mellon	9	272	100	.731
12. Ed Garza, Austin	10	252	97	.722
13. Lisa Herb, Wis.-Eau Claire	27	760	293	.722
14. Leanne Ulmer, Carthage	5	133	52	.719
15. Julie Hall, Elmhurst	11	341	138	.712
16. Mark Birtwistle, Eastern	16	357	146	.710
17. Mary Frances Heishman, Bridgewater (Va.)	30	595	247	.707
18. Fran Vandermeer, Williams	10	237	100	.703
19. Patti Ford, Wis.-River Falls	14	370	158	.701
20. Elizabeth Zicha, Muskingum	21	541	234	.698
21. Sue Everden, Amherst	22	472	207	.695
22. Karol L'Heureux, New England	27	540	241	.691
23. Danny Miller, Averett	11	291	130	.691
24. Jennifer Walker, Wartburg	8	197	88	.690
25. Cindy Book, St. Olaf	23	576	263	.687
26. Joel Dearing, Springfield	25	588	275	.681
27. Steve Rupe, Whitworth	7	124	58	.681
28. Julie Jenkins, Trinity (Tex.)	22	569	281	.669
29. Marsha Jackson, Maranatha Baptist	18	396	200	.664
30. Shelley Bauder, Moravian	13	281	144	.661
31. Patty Giannattasio, Coast Guard	9	185	96	.658
32. Hilda Arrechea, Skidmore	11	258	138	.652
33. Chad Braegelmann, Colby-Sawyer	5	107	58	.648
34. Deb Zellers, DePauw	12	267	145	.648
35. Beth Pier, Lake Forest	13	249	137	.645
36. Kandis Schram, Maryville (Tenn.)	20	481	268	.642
37. Pam Briggs, Capital	13	277	157	.638
38. Sarah Raunecker, Middlebury	11	201	114	.638
39. Cole Tallman, Dubuque	15	344	197	.636
40. Bridget Sheehan, Allegheny	20	510	293	.635
41. Stephanie Schleuder, Macalester	30	677	391	.634
42. Debbie Kijck, Millikin	5	121	71	.630
43. Sheila Perkins, Wis.-La Crosse	19	397	233	.630
44. Moira Long, Plymouth St.	9	196	116	.628
45. Mark Massey, Puget Sound	24	449	265	.627 #
46. Drew Buck, Martin Luther	23	468	280	.626
47. Jill Jolliff, Wis.-Stout	13	279	167	.626
48. Susan Roberts, Grove City	23	521	312	.625
49. Sandy Ferrarella, Wm. Paterson	27	468	283	.623
50. Rick Swan, Colorado Col.	10	195	118	.623
51. Kari Shimmin, Monmouth (Ill.)	8	171	104	.622
52. Candice Parent, Colby	11	228	140	.620
53. Steve Grant, George Fox	24	507	314	.618
54. Jean Lojko, Greensboro	24	521	323	.617
55. Kevin Aoki, Pacific Lutheran	10	159	99	.616
56. Lori Sadewater, St. Norbert	15	280	175	.614
57. Margie Knight, Salisbury	9	195	124	.611
58. Vicki Brault, Baldwin-Wallace	15	297	190	.610
59. Doug Hammonds, Marian (Wis.)	12	241	155	.609
60. Sara Lee, Denison	19	391	253	.607
61. Becky Schmidt, Hope	5	84	55	.604
62. Rhonda Faunce, Elmira	18	397	261	.603
63. Jamie Marcoux, Johnson & Wales (R.I.)	10	198	131	.602
64. Bernie Kachinko, King's (Pa.)	17	323	215	.600
65. Tim Mosser, Concordia-M'head	13	244	168	.592
66. Dave Sweet, Keuka	6	100	69	.592
67. Wayne Perry, Lebanon Valley	21	345	240	.590
68. Kim Nelson-Brown, Ill. Wesleyan	10	219	149	.595
69. Jeanne Hess, Kalamazoo	22	436	307	.587

includes 3 ties

(Minimum five years as a four-year college head coach, but fewer than five years at the Division III level.)

Coach, Team	DIII Yrs.	Yrs.	Won	Lost	Pct.
Tammy Swearingin, Westminster (Pa.)	3	13	308	159	.659
Kelly Myers, Wheaton (Mass.)	1	8	146	99	.596

BY VICTORIES

(Minimum five years as a Division III head coach; includes record at four-year colleges only)

Coach, Team	Years	Wins
1. Larry Bock, Juniata	29	1,067
2. Rich Luenemann, Washington-St. Louis	25	833
3. Lisa Herb, Wis.-Eau Claire	27	760
4. Stephanie Schleuder, Macalester	30	677
5. Jerry Angle, Aurora	29	653
6. Mary Frances Heishman, Bridgewater (Va.)	30	595
7. Cindy Book, St. Olaf	24	576
8. Joel Dearing, Springfield	25	588
9. Julie Jenkins, Trinity (Tex.)	22	569
10. Elizabeth Zicha, Muskingum	21	541
11. Karol L'Heureux, New England	27	540
12. Bonnie May, Smith	26	534
13. Shane Kimura, Linfield	28	523
14. Susan Roberts, Grove City	23	521
Jean Lojko, Greensboro	23	521
16. Bridget Sheehan, Allegheny	20	510
17. Steve Grant, George Fox	24	507
18. Jennifer King Soderquist, Wheaton (Ill.)	23	505
19. Kandis Schram, Maryville (Tenn.)	20	481
20. Sue Everden, Amherst	22	476
21. Janet Donovan, Ithaca	15	472
22. Drew Buck, Martin Luther	23	468
Sandy Ferrarella, Wm. Paterson	27	468
24. Mark Massey, Puget Sound	24	449
25. Jeanne Hess, Kalamazoo	22	436
26. Deb Schulman, Wis.-Platteville	18	435
27. Bette Bailey, Salem St.	38	421
28. Kate Witte, Ohio Northern	15	398
29. Rhonda Faunce, Elmira	18	397
Sheila Perkins, Wis.-La Crosse	19	397
31. Marsha Jackson, Maranatha Baptist	18	396
32. Sara Lee, Denison	19	391
33. Gale Lackey, Wesleyan (Conn.)	21	372
34. Patti Ford, Wis.-River Falls	14	370
35. Mark Birtwistle, Eastern	16	357
36. Dee Conway, Mary Washington	19	356
37. Wayne Perry, Lebanon Valley	21	345
38. Cole Tallman, Dubuque	15	344
39. Julie Hall, Elmhurst	11	341
40. Cynthia Holliday, Ohio Wesleyan	21	339
41. Sandy Douglas, Mount Union	20	337

COACHING RECORDS



Andres-Alonso/NCAA Photos

Wisconsin-Whitewater head coach Stacy Boudreau congratulates Rebekah Nelson after defeating Juniata, 3-2, at the 2005 Division III Women's Volleyball Championship. Boudreau led the Warhawks to a 40-4 record, and earned AVCA Coach of the Year honors last year, her first season at Wisconsin-Whitewater.

Coach, Team	Years	Wins
42. Dorothy Webb, Wellesley	13	328
43. Michele Benoit, Mt. St. Joseph.....	11	324
44. Bernie Kachinko, King's (Pa.)	17	323
45. Ken Duarte, Bridgewater St.	15	320
46. Jennifer McDowell, Emory.....	10	310
47. Carole Molloy, McDaniel.....	18	306
48. Vicki Brault, Baldwin-Wallace	15	297
49. Danny Miller, Averett	11	291
50. Shelley Sorensen-Bauder, Moravian	13	281
51. Lori Sadewater, St. Norbert	15	280
52. Jill Joliff, Wis.-Stout	13	279
53. Pam Briggs, Capital	13	277
54. Kim Kelly, Carnegie Mellon	10	272
55. Paul Dill, MIT	10	264
56. Kathy Wagoner, Knox.....	18	253
57. Ed Garza, Austin.....	10	252

(Minimum five years as a four-year college head coach, but fewer than five years at the Division III level.)


Coach, Team	DIII Yrs.	Yrs.	Wins
Sarah Pelster, Shenandoah.....	3	23	424
Tammy Swearingen, Westminster (Pa.).....	3	13	308

AVCA COACHES OF THE YEAR

2005	Stacy Boudreau, Wis.-Whitewater
2004	Larry Bock, Juniata
2003	Rich Luenemann, Washington-St. Louis
2002	Kris Russell, Wis.-Whitewater
2001	Don Flora, La Verne
2000	Kris Russell, Wis.-Whitewater
1999	Julie Jenkins, Trinity (Tex.)
1998	Megan Clayberg, Central (Iowa)
1997	Duncan McFarland, UC San Diego
1996	Teri Clemens, Washington-St. Louis
1995	Kris Russell, Wis.-Whitewater
1994	Teri Clemens, Washington-St. Louis
1993	Larry Bock, Juniata
1992	Dave Orren, St. Thomas (Minn.)
1991	Teri Clemens, Washington-St. Louis
1990	Marsha Graef, Bates
1989	Larry Bock, Juniata
1988	Kris Russell, Wis.-Whitewater
1987	Sheila Wallace, Ohio Northern
1986	Karla Wolters, Calvin
1985	Susan Roberts, Grove City
1984	Larry Bock, Juniata
1983	Karyn Altman, MIT
1982	Jim Paschal, La Verne

2005 Statistical Leaders

Division I Individual Leaders.....	118
Division I Team Leaders.....	121
Division II Individual Leaders.....	123
Division II Team Leaders.....	125
Division III Individual Leaders.....	127
Division III Team Leaders	129



2005 Division I Individual Leaders

Hitting Percentage

Minimum 4.0 attacks per game

Rank	Name, Team	Cl	G	Kills	Errors	Total Attacks	Pct.
1.	Jennifer Hoffman, Louisville.....	Sr.	121	336	66	607	.445
2.	Lindsay Hartsock, Brigham Young.....	Jr.	107	289	49	541	.444
3.	Elizabeth Meyers, Wichita St.	Sr.	103	311	48	613	.429
4.	Nicole Wilson, Missouri	Jr.	105	332	71	629	.415
5.	Melissa Walbridge, Penn St.	So.	107	283	50	564	.413
6.	Kisya Killingsworth, Florida	So.	117	404	92	767	.407
7.	Joanna Weiss, Cornell.....	Jr.	86	255	58	485	.406
8.	Megan Argabright, Western Ky.	Fr.	110	417	104	773	.405
9.	Victoria Prince, Hawaii	Sr.	108	352	68	707	.402
10.	Alesha Deesing, Washington.....	So.	99	251	57	483	.402
11.	Jayli Jackson, Florida A&M.....	Sr.	91	226	56	426	.399
12.	Jenna Gideon, Western Ky.	So.	114	345	100	615	.398
13.	Foluke Akinradewo, Stanford	Fr.	112	439	99	856	.397
14.	Faye Barhorst, Dayton.....	Jr.	134	535	134	1,013	.396
15.	Stefani Eddins, North Carolina St.....	Sr.	103	360	71	747	.387
16.	Jen Ray, Wichita St.....	Sr.	103	283	74	543	.385
17.	Taryn Surbaugh, Winthrop.....	Jr.	115	392	100	760	.384
18.	Anastasia Yartseva, Louisville	Jr.	119	286	82	531	.384
19.	Melissa Elmer, Nebraska	Sr.	115	308	75	608	.383
20.	Renee Lopes, Yale	Sr.	77	272	54	573	.380
21.	Nana Meriwether, UCLA	So.	113	345	87	679	.380
22.	Rachel Wagener, Maryland.....	Sr.	122	405	107	785	.380
23.	Alexis Crimes, Long Beach St.....	So.	110	398	102	783	.378
24.	Brandy Magee, Texas.....	Jr.	99	321	85	626	.377
25.	Crystal Towler, Western Ky.	Sr.	114	317	78	641	.373
26.	Stephanie Smith, Maryland.....	Sr.	122	327	71	692	.370
27.	Sally Hanson, Marist	Jr.	86	235	35	541	.370
28.	Whitney Pavlik, UC Irvine	Sr.	109	277	62	582	.369
29.	Ashley Jensen, Eastern Wash.....	Sr.	116	371	92	756	.369
30.	Lara Bossow, Colorado	Jr.	110	246	68	483	.369
31.	Cassie Perret, Santa Clara	Sr.	115	370	85	774	.368
32.	Kristen Andre, Tennessee	Sr.	114	412	113	816	.366
33.	Julia Winkfield, Ohio	Sr.	115	438	80	981	.365
34.	Johannah Yutzzy, Southern Ill.	Jr.	98	310	80	631	.365
35.	Christina Houghtelling, Nebraska	Jr.	116	428	107	882	.364
36.	Stefanie Panzer, Appalachian St.....	Sr.	101	346	79	736	.363
37.	Ivanka Davidova, Ark.-Little Rock.....	So.	106	303	60	672	.362
38.	Lindsey Ensign, Princeton.....	Fr.	67	195	46	414	.360
39.	Juliana Sanders, Hawaii.....	So.	101	255	65	528	.360
40.	Lisa Boyd, Missouri.....	Sr.	105	297	64	649	.359
41.	Lindsay Piccolini, Eastern Mich.....	Jr.	97	378	91	801	.358
42.	Andreyra Downs, Colorado St.	Sr.	107	355	100	712	.358
43.	Kim Oguh, New Mexico St.....	So.	98	311	85	632	.358
44.	Nickie Sanlin, Marshall.....	Sr.	99	245	68	495	.358
45.	Sarah Pavan, Nebraska.....	So.	116	443	120	904	.357
46.	Kera Griffin, Eastern Ill.....	So.	88	208	52	437	.357
47.	Kelicia Shorts, San Francisco.....	Sr.	111	347	80	748	.357
48.	Maria Andonova, Florida A&M.....	Jr.	91	366	96	757	.357
49.	Christa Harmotto, Penn St.	Fr.	94	278	77	564	.356
50.	Anna Cmaylo, Santa Clara.....	So.	103	336	112	629	.356

Aces Per Game

Rank	Name, Team	Cl	G	Aces	Per Game
1.	Mary Hock, Winthrop	Sr.	115	123	1.07
2.	Eileen Nicole Rodriguez, Albany (N.Y.)....	Sr.	109	99	0.91
3.	Ori Zuzic, Oral Roberts.....	Jr.	121	96	0.79
4.	Arlene Mitchell, N.C. A&T.....	Jr.	100	77	0.77
5.	Jolene Brennan, Mississippi Val.....	Jr.	102	75	0.74
6.	Nakelya Moragne, Mississippi Val.	Sr.	101	73	0.72
7.	Elizabeth Maloney, American.....	Jr.	121	85	0.70
8.	Shatara Baydak, Mississippi Val.....	So.	103	70	0.68
9.	Rubena Sukaj, American.....	Fr.	121	81	0.67
10.	Abby Casciato, Army.....	Sr.	101	66	0.65
11.	Ivana Bozic, UAB	Fr.	101	64	0.63
12.	Tiana Maua, Tennessee St.....	Jr.	115	70	0.61
13.	Jelena Mijatovic, LSU	Sr.	106	64	0.60
14.	Rebecca Wieters, Col. of Charleston	Sr.	111	67	0.60
15.	Shelly Seipp, Maine.....	Jr.	87	52	0.60
16.	Kate Bean, Toledo.....	Jr.	107	63	0.59
17.	Adriana Kostadinova, Florida A&M	Sr.	87	51	0.59
18.	Parker Henritze, Princeton	Fr.	82	48	0.59
19.	Sarah Kirkwood, Virginia	So.	120	69	0.58
20.	Jamie Kaufman, High Point.....	So.	117	67	0.57



Louisville's Jennifer Hoffman led Division I with a .445 hitting percentage, and also ranked 10th in blocking, at 1.63 blocks per game, in 2005.

Rank	Name, Team	Cl	G	Aces	Per Game
21.	Lauren Elcess, Winthrop.....	Fr.	103	58	0.56
22.	Chelsea Anderson, Bucknell.....	Sr.	100	56	0.56
	Embrey Minor, Rider.....	Sr.	100	56	0.56
24.	Mira Djuric, Oregon.....	Fr.	107	59	0.55
25.	Megan Hoag, Binghamton.....	Jr.	118	65	0.55
26.	Lena Ustymenko, Louisville.....	Sr.	122	67	0.55
27.	Katie Stein, Marshall.....	Sr.	106	58	0.55
28.	Veronica Canto-Ponce, Lafayette.....	Jr.	107	58	0.54
29.	Jessica Brodie, Portland St.....	Jr.	113	61	0.54
30.	Cassandra Shrivvers, Southern U.....	Fr.	65	35	0.54
31.	Yael Rozner, Md.-East. Shore.....	Fr.	123	66	0.54
32.	Ashley Doscher, Morehead St.....	Fr.	102	54	0.53
	Anne Roosevelt, St. Francis (Pa.).....	Jr.	119	63	0.53
34.	April Hoffman, Towson.....	Sr.	127	67	0.53
35.	Jenny Heppert, UCF.....	Fr.	76	40	0.53
36.	Jamie Baumstark, Southeast Mo. St.....	Jr.	122	64	0.52
37.	Emily Hill, Citadel.....	Fr.	111	58	0.52
38.	Gulhan Cakcak, St. Peter's.....	Sr.	97	50	0.52
39.	Christal Morrison, Washington.....	So.	107	55	0.51
40.	Lydia Emnott, Wagner.....	Jr.	76	39	0.51
41.	Paula Gentil, Minnesota.....	Sr.	115	59	0.51
42.	Kristin Allain, Iona.....	So.	97	49	0.51
43.	Stephanie Cahill, Marshall.....	So.	107	53	0.50
44.	Anna Vaughn, TCU.....	Jr.	102	50	0.49
45.	Brittany Prewit, Texas St.....	So.	88	43	0.49
46.	Lindsey Galloway, Chattanooga.....	Sr.	119	58	0.49
47.	Sara Radosevic, Tulane.....	Fr.	74	36	0.49
48.	Martina Wagner, Long Island.....	So.	140	68	0.49
49.	Ashley Robinson, Mississippi Val.....	Jr.	103	50	0.49
50.	Eva Kriegel, Mississippi St.....	So.	97	47	0.48

Assists Per Game

Rank	Name, Team	Cl	G	Assists	Per Game
1.	Courtney Thompson, Washington.....	Jr.	108	1,608	14.89
2.	Savanah Parra, Ohio.....	Jr.	116	1,704	14.69
3.	Lindsey Hunter, Missouri.....	Sr.	106	1,507	14.22
4.	Crystal Match, Santa Clara.....	So.	109	1,517	13.92
5.	Kate Sulewski, Eastern Mich.....	So.	97	1,347	13.89
6.	Kanoe Kamana'o, Hawaii.....	Jr.	117	1,621	13.85
7.	Katie Stein, Marshall.....	Sr.	106	1,460	13.77
8.	Lindsey Sherburne, San Diego.....	Sr.	113	1,537	13.60
9.	Angie McGinnis, Florida.....	So.	117	1,575	13.46
10.	Michelle Moriarty, Texas.....	So.	104	1,392	13.38
11.	Sam Tortorello, Penn St.....	Sr.	111	1,484	13.37
12.	Heidi Krug, East Caro.....	Jr.	113	1,510	13.36
13.	Korie Lebeda, Creighton.....	Fr.	105	1,401	13.34
14.	Ashley Warren, Missouri St.....	Sr.	116	1,543	13.30
15.	Ali Hausfeld, Duke.....	So.	120	1,590	13.25
16.	Jacqueline Becker, Yale.....	Sr.	76	1,005	13.22
17.	Ashley Nu'u, Colorado.....	Jr.	110	1,448	13.16
18.	Bryn Kehoe, Stanford.....	So.	84	1,104	13.14
19.	Lauren Richards, Brigham Young.....	Sr.	99	1,299	13.12
20.	Kelly Jennings, Eastern Ky.....	Jr.	101	1,322	13.09
21.	Erin Lindsey, Illinois St.....	Fr.	112	1,465	13.08
22.	Mickey Davis, Michigan St.....	Sr.	116	1,510	13.02
23.	Caron Blotch, Western Ky.....	Sr.	114	1,477	12.96
24.	Kaycie Carr, Col. of Charleston.....	Sr.	104	1,345	12.93
25.	Megan Sumrell, Middle Tenn.....	Jr.	115	1,487	12.93
26.	Jenny Senske, Princeton.....	Sr.	84	1,086	12.93
27.	Ashly Ball, Denver.....	Sr.	80	1,030	12.88
28.	Andi Rozum, Kansas.....	Sr.	100	1,287	12.87
29.	Eden Ramos, Charlotte.....	So.	95	1,210	12.74
30.	McKenzie Byrd, North Carolina.....	Sr.	97	1,233	12.71
31.	Samantha Carter, California.....	Jr.	112	1,423	12.71
32.	Ashley Tarutis, Notre Dame.....	So.	124	1,572	12.68
33.	Emily Kirkwood, Virginia.....	Jr.	118	1,492	12.64
34.	JJ Jones, Stephen F. Austin.....	So.	109	1,378	12.64
35.	Noel Olson, Cincinnati.....	Jr.	120	1,516	12.63
36.	Nellie Spicer, UCLA.....	Fr.	113	1,426	12.62
37.	Renata Dargan, Purdue.....	Sr.	118	1,488	12.61
38.	Jenn Welsh, Xavier.....	Fr.	117	1,472	12.58
39.	Mara Martin, Michigan.....	Fr.	99	1,242	12.55
40.	Maren Crabtree, Eastern Ill.....	So.	94	1,178	12.53
41.	Kym Murphy, UC Riverside.....	Sr.	90	1,126	12.51
42.	Casey LaRocca, Fla. Atlantic.....	Fr.	112	1,396	12.46
43.	Jill Robinson, Miami (Fla.).....	Jr.	121	1,507	12.45
44.	Stacey Spiegelberg, Kansas St.....	So.	119	1,482	12.45
45.	Nevena Stefanov, UAB.....	Fr.	101	1,257	12.45
46.	Marisa Main, Ohio St.....	Jr.	113	1,405	12.43
47.	Jenifer Sulewski, Western Mich.....	Jr.	101	1,248	12.36
48.	Melissa Markowski, Virginia Tech.....	Sr.	110	1,355	12.32
49.	Kristin Garnett, Duquesne.....	So.	87	1,071	12.31
50.	Luna Rebrovic, Tulane.....	Fr.	74	910	12.30

Digs Per Game

Rank	Name, Team	Cl	G	Digs	Per Game
1.	Jenny McReynolds, Princeton.....	Jr.	84	574	6.83
2.	Debra Seilhamer, Southern California..	Jr.	102	696	6.82
3.	Sydney Donahue, Arizona St.....	So.	98	628	6.41
4.	Amanda McCormick, Ball St.....	Jr.	115	727	6.32
5.	Marie Dobrenz, Col. of Charleston.....	Jr.	111	691	6.23
6.	Jaci Gonzalez, Houston.....	Sr.	113	691	6.12
7.	Lara Newberry, Chattanooga.....	Fr.	122	736	6.03
8.	Chelsea White, Iona.....	Sr.	102	612	6.00
9.	Carolyn Judge, La Salle.....	Jr.	112	671	5.99
10.	Allison Anderson, Boston College.....	Jr.	101	596	5.90
11.	Jackie Adlam, Colgate.....	Fr.	90	531	5.90
12.	Stesha Selsky, Michigan.....	So.	102	590	5.78
13.	Brittany Nobilio, Eastern Ky.....	So.	101	583	5.77
14.	Kristin Lutes, Sacramento St.....	Jr.	125	707	5.66
15.	Taylor Rayfield, North Carolina.....	Sr.	130	734	5.65
16.	Megan McGrane, Pittsburgh.....	Sr.	110	621	5.65
17.	Heather Norris, Murray St.....	Fr.	84	474	5.64
18.	Stephanie Figgers, Stephen F. Austin.....	Jr.	111	621	5.59
19.	Kelli Dickson, Tulane.....	Sr.	74	410	5.54
20.	Paula Gentil, Minnesota.....	Sr.	115	637	5.54
21.	Megan Knightly, Butler.....	Sr.	94	518	5.51
22.	Ashley Kudney, Eastern Mich.....	Jr.	102	554	5.43
23.	Nicole Colaluca, Michigan St.....	Jr.	116	628	5.41
24.	Jennifer Alexander, Western Ill.....	Jr.	117	628	5.37
25.	Vanessa Vella, Cal St. Fullerton.....	So.	109	581	5.33
26.	Katy Duffy, Western Mich.....	Sr.	98	521	5.32
27.	Kathleen Hawley, William & Mary.....	Jr.	116	616	5.31
28.	Ann Mullins, Lipscomb.....	Jr.	120	637	5.31
29.	Micole Daluisio, Niagara.....	Sr.	96	504	5.25
30.	Heather Ranck, Delaware.....	Jr.	117	614	5.25
31.	Melissa Zenz, Cincinnati.....	Fr.	120	627	5.23
32.	Liz Kane, Mercer.....	Jr.	93	484	5.20
33.	Ashley DeNeal, Albany (N.Y.).....	Jr.	109	566	5.19
34.	Ali McCricker, Central Mich.....	Sr.	99	514	5.19
35.	Ashley Grubb, Illinois St.....	Sr.	112	581	5.19
36.	Jackie White, Montana.....	So.	105	544	5.18
37.	Jocelyn Wack, Wisconsin.....	So.	115	595	5.17
38.	Jenny Shull, Duke.....	So.	121	626	5.17
39.	Alaina Gibson, Robert Morris.....	Fr.	103	528	5.13
40.	Rachel Engel, Florida.....	Sr.	117	599	5.12
41.	Catherine Armwood, Tennessee St.....	Sr.	115	587	5.10
42.	Aurora Ebert-Santos, West Virginia.....	Jr.	98	500	5.10
43.	Michael Blackburn, Ohio.....	Jr.	120	612	5.10
44.	Jackie Bernardin, San Diego.....	Sr.	113	576	5.10
45.	Jenni Casper, Kentucky.....	Jr.	103	523	5.08
46.	Murphy McClenahan, Portland.....	Jr.	89	451	5.07
47.	Meg Henican, Notre Dame.....	Sr.	124	628	5.06
48.	Erin Jones, IUPUI.....	Sr.	121	612	5.06
49.	Amanda Little, Providence.....	Fr.	124	627	5.06
50.	Brynn Maurer, San Francisco.....	So.	108	546	5.06

Kills Per Game

Rank	Name, Team	Cl	G	Kills	Per Game
1.	Laura Jones, Texas A&M.....	Sr.	115	700	6.09
2.	Kelly Paiva, Fla. Atlantic.....	Sr.	113	671	5.94
3.	Lindsay Stalzer, Bradley.....	Sr.	123	720	5.85
4.	Rachel VanMeter, Illinois.....	Sr.	116	672	5.79
5.	Kelly-Anne Billings, Marshall.....	So.	99	552	5.58
6.	Kim Glass, Arizona.....	Sr.	114	625	5.48
7.	Kate McCullagh, Northern Ill.....	Jr.	128	690	5.39
8.	Lena Ustymenko, Louisville.....	Jr.	122	647	5.30
9.	Janine Sandell, UC Santa Barb.....	Sr.	109	572	5.25
10.	Sara Radosevic, Tulane.....	Fr.	74	388	5.24
11.	Katherine Jensen, Coastal Caro.....	Sr.	109	569	5.22
12.	Iulia Porumbescu, Ga. Southern.....	Sr.	106	546	5.15
13.	Karla Johnson, Miami (Fla.).....	Sr.	121	616	5.09
14.	Tatyana Menshikova, St. Louis.....	Jr.	114	575	5.04
15.	Katie Johnson, Michigan St.....	So.	112	554	4.95
16.	Fabiana Souza, IPFW.....	Sr.	106	524	4.94
17.	Jamie DeKiewiet, UC Riverside.....	Sr.	90	443	4.92
18.	Bibiana Candelas, Southern California...	Sr.	102	501	4.91
19.	Kristin Richards, Stanford.....	Jr.	111	544	4.90
20.	Elizabeth Bishop, Cornell.....	Jr.	85	415	4.88
21.	Vanessa Gilliam, Cal Poly.....	Sr.	91	444	4.88
22.	Ashley Groothuis, Pacific.....	Sr.	114	541	4.75
23.	Parker Henritze, Princeton.....	Fr.	82	388	4.73
24.	Kariny Ritter, Houston.....	Sr.	105	493	4.70
25.	Diana Andreyko, Pittsburgh.....	So.	110	516	4.69
26.	Abbey Breit, Jacksonville St.....	So.	105	490	4.67
27.	Andressa Lyra, Middle Tenn.....	Jr.	115	536	4.66

Rank	Name, Team	Cl	G	Kills	Per Game
28.	Felice Yocopsis, Idaho St.	Sr.	102	473	4.64
29.	Kari Stacy, UTEP	Sr.	111	513	4.62
30.	Olaya Pazo, Rice	Sr.	108	499	4.62
31.	Jackie Rosen, Wis.-Green Bay	Sr.	112	516	4.61
32.	Allie Griffin, Colorado	Sr.	106	486	4.58
33.	Danielle Holt, Kent St.	Sr.	103	472	4.58
34.	Jane Collymore, Florida	Sr.	117	535	4.57
35.	Adriana Kostadinova, Florida A&M	Sr.	87	397	4.56
36.	Nicole Fawcett, Penn St.	Fr.	110	496	4.51
	Missie Stidham, St. Mary's (Cal.)	So.	110	496	4.51
38.	Kristin Hasselberg, San Francisco	So.	114	514	4.51
39.	Philister Sang, Texas Tech	Fr.	111	500	4.50
40.	Zuzana Cernianska, Utah St.	Sr.	130	585	4.50
	Sanja Tomasevic, Washington	Sr.	106	477	4.50
42.	Danielle Meyer, Ohio St.	So.	113	507	4.49
43.	Katrina Zawojski, Colgate	Fr.	92	410	4.46
44.	Brittany Ross, Clemson	So.	118	525	4.45
45.	Ivana Bozic, UAB	Fr.	101	449	4.45
46.	Sarah Kirkwood, Virginia	So.	120	531	4.43
47.	Vanessa Portela, UMKC	Jr.	93	411	4.42
48.	Rachel Refenes, Ball St.	Sr.	96	422	4.40
49.	Jessica Brodie, Portland St.	Jr.	113	496	4.39
50.	Ori Zuzic, Oral Roberts	Jr.	121	531	4.39

Blocks Per Game

Rank	Name, Team	Cl	G	Block Solos	Block Assists	Total	Per Game
1.	Melissa Elmer, Nebraska	Sr.	115	17	233	250	2.17
2.	Amy Allison, Arkansas	Jr.	122	34	189	223	1.83
3.	Christina Kirk, St. Mary's (Cal.)	Jr.	101	13	167	180	1.78
4.	Nana Meriwether, UCLA	So.	113	43	153	196	1.73
5.	Taylor Reineke, Wisconsin	So.	115	17	181	198	1.72
6.	Sabrina Apker, Missouri St.	Sr.	114	15	181	196	1.72
7.	Ivana Kuzmic, LSU	Sr.	107	23	160	183	1.71
8.	Emillie Toone, Utah	So.	111	14	168	182	1.64
9.	Lauren Brewster, Notre Dame	Sr.	124	50	152	202	1.63
10.	Jennifer Hoffman, Louisville	Sr.	121	33	164	197	1.63
11.	Rachel Wagener, Maryland	Sr.	122	28	169	197	1.61
12.	Jourdan Norman, Duke	Fr.	109	14	162	176	1.61
13.	Erin Boeve, Iowa St.	So.	108	19	155	174	1.61
14.	Tracy Stalls, Nebraska	So.	88	11	129	140	1.59
15.	Eliane Santos, Oklahoma	Jr.	91	19	125	144	1.58
16.	Jenna Yurs, Western Ill.	Sr.	117	46	138	184	1.57
17.	Danielle Brazda, UNI	So.	114	16	162	178	1.56
18.	Victoria Prince, Hawaii	Sr.	108	14	154	168	1.56
19.	Stefani Eddins, North Carolina St.	Sr.	103	36	123	159	1.54
20.	Lindsay Haupt, Sacramento St.	So.	120	21	164	185	1.54
21.	Sarah Blum, Tennessee	Jr.	105	12	149	161	1.53
22.	Andreyra Downs, Colorado St.	Sr.	107	7	154	161	1.50
23.	Christa Harmotto, Penn St.	Fr.	94	25	116	141	1.50
24.	Sheila Shaw, Wisconsin	Sr.	115	27	144	171	1.49
25.	Brittney Bisailon, Weber St.	Fr.	107	14	144	158	1.48
	Tiffany Blum, Col. of Charleston	So.	107	34	124	158	1.48
	Melissa Walbridge, Penn St.	So.	107	18	140	158	1.48
28.	Lindsay Piccolini, Eastern Mich.	Jr.	97	26	117	143	1.47
29.	Rachel Refenes, Ball St.	Sr.	96	29	112	141	1.47
30.	Joy Hamlin, Kansas St.	Jr.	116	10	158	168	1.45
31.	Heather Young, Cornell	Sr.	85	4	119	123	1.45
32.	Marija Markovic, Fordham	Jr.	119	35	137	172	1.45
33.	Alexis Crimes, Long Beach St.	So.	110	27	131	158	1.44
34.	Natalie Peters, Southern Methodist	Fr.	107	34	117	151	1.41
35.	Elizabeth Meyers, Wichita St.	Sr.	103	12	133	145	1.41
	Queen Nzenwa, Kentucky	Fr.	103	19	126	145	1.41
37.	Amber Davis, Seton Hall	Sr.	90	15	111	126	1.40
38.	Liz Mikos, Valparaiso	Sr.	116	39	123	162	1.40
	Katie Weekley, Buffalo	Sr.	116	38	124	162	1.40
40.	Chelsea Sondrup, New Mexico	Sr.	109	13	139	152	1.39
41.	Stefanie Panzer, Appalachian St.	Sr.	101	17	123	140	1.39
42.	Kathryn Sprague, Tenn.-Martin	So.	117	23	139	162	1.38
43.	Brittany Barker, St. Mary's (Cal.)	Fr.	105	11	134	145	1.38
44.	Sophia Milo, Pepperdine	Jr.	104	17	126	143	1.38
	Jessie Nevitt, Cincinnati	Fr.	120	26	139	165	1.38
46.	Jacki Kane, Binghamton	So.	118	29	133	162	1.37
47.	Stephanie Lynch, Purdue	Fr.	117	24	136	160	1.37
48.	Jaclyn Houston, Cal Poly	Fr.	90	10	113	123	1.37
49.	Jen Barcus, Washington St.	Jr.	107	16	130	146	1.36
50.	Leticia Armstrong, Texas	So.	99	14	121	135	1.36



Texas A&M Sports Information

In her senior year at Texas A&M, Laura Jones led all Division I attackers with 6.09 kills per game, compiling 700 kills in 115 games.

2005 Division I Team Leaders

(NR - not ranked officially because team was a Division I reclassifying member in 2005.)

Hitting Percentage

Rank	Team	Kills	Errors	Total Attacks	Pct.
1.	Washington	1,892	481	4,178	.338
2.	Florida A&M	1,410	406	3,047	.330
3.	Western Ky	1,934	579	4,150	.327
4.	Nebraska	1,986	581	4,367	.322
5.	Louisville	2,035	596	4,545	.317
6.	Wichita St.	1,732	489	4,023	.309
7.	Penn St.	1,830	552	4,159	.307
8.	Florida	1,979	605	4,562	.301
9.	Missouri	1,847	556	4,321	.299
10.	Ohio	2,125	674	5,014	.289
11.	Albany (N.Y.)	1,755	550	4,204	.287
12.	Long Beach St.	1,848	633	4,246	.286
13.	Santa Clara	1,981	683	4,558	.285
14.	Hawaii	1,918	621	4,630	.280
15.	Stanford	1,874	668	4,364	.276
16.	Marshall	1,814	666	4,159	.276
17.	Brigham Young	1,754	637	4,083	.274
18.	Texas	1,687	653	3,797	.272
19.	American	1,731	631	4,073	.270
20.	Arizona	1,874	680	4,431	.269
21.	Maryland	1,974	682	4,861	.266
22.	Col. of Charleston	1,836	575	4,753	.265
23.	Winthrop	1,772	661	4,201	.264
24.	Yale	1,363	436	3,520	.263
25.	Middle Tenn.	1,850	658	4,539	.263
26.	Colorado	1,732	691	3,975	.262
27.	Mississippi Val.	1,397	511	3,386	.262
28.	Wisconsin	1,826	636	4,611	.258
29.	East Caro.	1,795	661	4,411	.257
30.	St. John's (N.Y.)	1,783	706	4,201	.256
31.	Ohio St.	1,879	762	4,397	.254
32.	Eastern Wash.	1,927	705	4,814	.254
33.	Temple	2,052	741	5,178	.253
34.	Eastern Ky.	1,684	552	4,473	.253
35.	San Diego	1,861	762	4,356	.252
36.	Notre Dame	1,981	672	5,215	.251
37.	Stephen F. Austin	1,775	601	4,690	.250
38.	Fla. Atlantic	1,737	645	4,368	.250
39.	Ark.-Little Rock	1,617	612	4,026	.250
40.	Tennessee	1,841	688	4,631	.249
41.	New Mexico St.	1,529	620	3,680	.247
42.	Purdue	1,937	720	4,991	.244
43.	Texas A&M	1,840	729	4,564	.243
44.	Syracuse	2,061	818	5,129	.242
45.	Eastern Mich.	1,702	599	4,554	.242
46.	Virginia	1,924	729	4,935	.242
47.	Hofstra	1,619	598	4,242	.241
48.	Miami (Ohio)	1,797	708	4,543	.240
49.	Cleveland St.	1,657	626	4,310	.239
50.	UNC Asheville	1,763	627	4,757	.239

Aces Per Game

Rank	Team	G	Aces	Per Game
1.	Mississippi Val.	103	392	3.81
2.	Winthrop	115	304	2.64
3.	Southern U.	80	205	2.56
4.	American	122	307	2.52
5.	Maine	86	214	2.49
6.	N.C. A&T	142	339	2.39
7.	Oral Roberts	123	288	2.34
8.	Florida A&M	91	208	2.29
9.	Albany (N.Y.)	109	249	2.28
10.	TCU	124	282	2.27
11.	Army	104	236	2.27
12.	Rider	107	242	2.26
13.	Princeton	84	189	2.25
14.	Toledo	109	243	2.23
15.	Alabama St.	91	201	2.21
16.	Bucknell	114	248	2.18
17.	Fla. Atlantic	113	243	2.15
18.	Fordham	119	250	2.10
19.	Central Conn. St.	87	182	2.09
20.	Virginia	120	250	2.08

Rank	Team	G	Aces	Per Game
21.	UAB	101	210	2.08
22.	Col. of Charleston	111	230	2.07
	Stephen F. Austin	111	230	2.07
24.	Tennessee St.	115	238	2.07
25.	Hampton	130	268	2.06
26.	James Madison	109	224	2.06
27.	Grambling	119	243	2.04
28.	Mississippi St.	99	202	2.04
29.	UTEP	111	226	2.04
30.	Troy	86	175	2.03
31.	UMBC	115	233	2.03
32.	Marshall	110	221	2.01
33.	Manhattan	121	242	2.00
34.	Wagner	95	187	1.97
35.	St. Mary's (Cal.)	110	216	1.96
36.	St. Peter's	102	200	1.96
37.	St. Francis (Pa.)	115	225	1.96
38.	Portland St.	113	221	1.96
39.	Sam Houston St.	111	217	1.95
40.	Md.-East. Shore	124	241	1.94
41.	Stetson	100	194	1.94
42.	Ark.-Little Rock	106	201	1.90
43.	Morehead St.	114	216	1.89
44.	Alabama A&M	100	188	1.88
45.	LSU	107	201	1.88
46.	Memphis	123	231	1.88
47.	Tulsa	112	210	1.88
48.	Yale	82	153	1.87
49.	Iona	108	201	1.86
50.	Lipscomb	120	223	1.86
NR.	North Fla.	100	189	1.89

Assists Per Game

Rank	Team	G	Assists	Per Game
1.	Ohio	120	1,983	16.53
2.	Missouri	106	1,722	16.25
3.	Washington	108	1,727	15.99
4.	Santa Clara	118	1,884	15.97
5.	Florida	117	1,842	15.74
6.	Jacksonville St.	105	1,653	15.74
7.	Western Ky.	114	1,792	15.72
8.	Nebraska	116	1,823	15.72
9.	Stanford	113	1,762	15.59
10.	Wichita St.	103	1,602	15.55
11.	Yale	82	1,271	15.50
12.	Long Beach St.	110	1,698	15.44
13.	Missouri St.	116	1,787	15.41
14.	Penn St.	111	1,700	15.32
15.	Eastern Mich.	102	1,558	15.27
16.	Duke	121	1,844	15.24
17.	Marshall	110	1,675	15.23
18.	Hawaii	117	1,781	15.22
19.	Ohio St.	113	1,718	15.20
20.	San Diego	113	1,711	15.14
21.	Col. of Charleston	111	1,680	15.14
22.	Arizona	114	1,723	15.11
23.	Louisville	122	1,841	15.09
24.	Eastern Ky.	101	1,516	15.01
25.	St. John's (N.Y.)	111	1,663	14.98
26.	Miami (Ohio)	112	1,674	14.95
27.	Creighton	105	1,567	14.92
	Texas	105	1,567	14.92
29.	Loyola Marymount	113	1,683	14.89
30.	Wisconsin	115	1,710	14.87
31.	Colorado	110	1,633	14.85
32.	UCLA	114	1,689	14.82
33.	Southern California	102	1,511	14.81
34.	Marquette	115	1,703	14.81
35.	Eastern Wash.	117	1,731	14.79
36.	Michigan St.	116	1,715	14.78
37.	Wis.-Milwaukee	108	1,595	14.77
38.	Virginia	120	1,769	14.74
39.	Colorado St.	108	1,592	14.74
40.	Notre Dame	124	1,824	14.71
41.	Maryland	122	1,794	14.70
42.	Purdue	120	1,762	14.68
43.	Minnesota	115	1,688	14.68
44.	Middle Tenn.	115	1,687	14.67
45.	LSU	107	1,568	14.65

Rank	Team	G	Assists	Per Game
46.	California.....	112	1,640	14.64
47.	Illinois St.....	112	1,639	14.63
48.	Valparaiso.....	120	1,755	14.63
49.	Denver.....	98	1,432	14.61
50.	Pepperdine.....	108	1,577	14.60

Blocks Per Game

Rank	Team	G	Block Solos	Block Assists	Per Game
1.	Nebraska.....	116	66	823	4.12
2.	St. Mary's (Cal.).....	110	51	706	3.67
3.	Utah.....	123	61	765	3.61
4.	Louisville.....	122	97	679	3.58
5.	Penn St.....	111	106	582	3.58
6.	Notre Dame.....	124	174	534	3.56
7.	Wisconsin.....	115	76	663	3.54
8.	Washington St.....	113	94	604	3.50
9.	Colorado St.....	108	79	575	3.39
10.	Hawaii.....	117	59	676	3.39
11.	UNI.....	117	55	662	3.30
12.	Arkansas.....	127	55	724	3.28
13.	Maryland.....	122	71	646	3.23
14.	Pepperdine.....	108	98	492	3.19
15.	Cal Poly.....	91	30	509	3.13
16.	Washington.....	108	43	589	3.13
17.	Iowa St.....	108	59	554	3.11
18.	Sacramento St.....	125	61	654	3.10
19.	Baylor.....	119	66	595	3.05
20.	Texas.....	105	68	498	3.02
21.	South Carolina.....	100	74	455	3.02
22.	Cornell.....	91	25	497	3.01
23.	Arizona.....	114	102	478	2.99
24.	Kansas St.....	119	44	621	2.98
25.	Wichita St.....	103	70	472	2.97
26.	Duke.....	121	50	618	2.97
27.	UCLA.....	114	95	485	2.96
28.	Valparaiso.....	120	87	530	2.93
29.	North Carolina St.....	103	87	430	2.93
30.	LSU.....	107	56	514	2.93
31.	New Mexico St.....	98	56	461	2.92
32.	Long Beach St.....	110	73	497	2.92
33.	Minnesota.....	115	115	441	2.92
34.	Syracuse.....	132	88	593	2.91
35.	Tennessee.....	118	57	573	2.91
36.	Missouri St.....	116	38	596	2.90
37.	Oklahoma.....	105	55	495	2.88
38.	California.....	112	68	498	2.83
39.	Indiana.....	116	48	560	2.83
40.	Miami (Fla.).....	121	120	441	2.81
41.	Southern California.....	102	119	335	2.81
42.	Utah St.....	135	65	628	2.81
43.	Purdue.....	120	73	526	2.80
44.	William & Mary.....	118	66	527	2.79
45.	Florida.....	117	88	476	2.79
46.	Eastern Mich.....	102	59	449	2.78
47.	Western Mich.....	101	115	329	2.77
48.	Kansas.....	109	131	339	2.76
49.	Weber St.....	116	43	551	2.75
	Appalachian St.....	116	66	505	2.75

Digs Per Game

Rank	Team	G	Digs	Per Game
1.	Col. of Charleston.....	111	2,269	20.44
2.	Murray St.....	84	1,687	20.08
3.	Eastern Ill.....	94	1,880	20.00
4.	Sacramento St.....	125	2,454	19.63
5.	Duke.....	121	2,360	19.50
6.	North Carolina.....	131	2,529	19.31
7.	Yale.....	82	1,581	19.28
8.	Eastern Ky.....	101	1,943	19.24
9.	Ball St.....	115	2,209	19.21
10.	Austin Peay.....	115	2,198	19.11
11.	Southern California.....	102	1,941	19.03
12.	Chattanooga.....	122	2,318	19.00
13.	Missouri St.....	116	2,203	18.99
14.	Eastern Mich.....	102	1,925	18.87
15.	Valparaiso.....	120	2,257	18.81
16.	Western Ill.....	117	2,173	18.57
17.	Penn.....	91	1,689	18.56
18.	Texas-Arlington.....	99	1,834	18.53

Rank	Team	G	Digs	Per Game
19.	Loyola Marymount.....	113	2,090	18.50
20.	Bowling Green.....	114	2,103	18.45
21.	Houston.....	113	2,082	18.42
22.	Boston College.....	110	2,025	18.41
23.	Southern Methodist.....	107	1,966	18.37
24.	Wright St.....	123	2,256	18.34
25.	Stephen F. Austin.....	111	2,024	18.23
26.	Butler.....	94	1,709	18.18
27.	Birmingham-So.....	102	1,847	18.11
28.	Princeton.....	84	1,520	18.10
29.	Niagara.....	98	1,768	18.04
30.	Notre Dame.....	124	2,234	18.02
31.	Southeast Mo. St.....	122	2,194	17.98
32.	Arizona St.....	98	1,758	17.94
33.	IPFW.....	109	1,946	17.85
34.	Northeastern.....	105	1,874	17.85
35.	Cornell.....	91	1,624	17.85
36.	Ohio.....	120	2,138	17.82
37.	Jacksonville St.....	105	1,869	17.80
38.	Hofstra.....	103	1,833	17.80
39.	Toledo.....	109	1,935	17.75
40.	Illinois St.....	112	1,982	17.70
41.	IUPUI.....	124	2,192	17.68
42.	Brown.....	91	1,605	17.64
43.	UNC Asheville.....	117	2,062	17.62
44.	Akron.....	111	1,955	17.61
45.	Wis.-Milwaukee.....	108	1,902	17.61
46.	Evansville.....	114	2,006	17.60
47.	La Salle.....	112	1,965	17.54
48.	UTSA.....	106	1,857	17.52
49.	Idaho St.....	111	1,942	17.50
50.	Southeastern La.....	93	1,626	17.48
NR.	Northern Colo.....	109	1,912	17.54

Kills Per Game

Rank	Team	G	Kills	Per Game
1.	Ohio.....	120	2,125	17.71
2.	Washington.....	108	1,892	17.52
3.	Missouri.....	106	1,847	17.42
4.	Nebraska.....	116	1,986	17.12
5.	Jacksonville St.....	105	1,793	17.08
6.	Western Ky.....	114	1,934	16.96
7.	Florida.....	117	1,979	16.91
8.	Wichita St.....	103	1,732	16.82
9.	Long Beach St.....	110	1,848	16.80
10.	Santa Clara.....	118	1,981	16.79
11.	Eastern Mich.....	102	1,702	16.69
12.	Louisville.....	122	2,035	16.68
13.	Eastern Ky.....	101	1,684	16.67
14.	Ohio St.....	113	1,879	16.63
15.	Yale.....	82	1,363	16.62
16.	Stanford.....	113	1,874	16.58
17.	Col. of Charleston.....	111	1,836	16.54
18.	Marshall.....	110	1,814	16.49
19.	Penn St.....	111	1,830	16.49
20.	Duke.....	121	1,993	16.47
21.	Eastern Wash.....	117	1,927	16.47
22.	San Diego.....	113	1,861	16.47
23.	Arizona.....	114	1,874	16.44
24.	Missouri St.....	116	1,906	16.43
25.	Hawaii.....	117	1,918	16.39
26.	Loyola Marymount.....	113	1,847	16.35
27.	Creighton.....	105	1,705	16.24
28.	Valparaiso.....	120	1,947	16.23
29.	Maryland.....	122	1,974	16.18
30.	Wis.-Milwaukee.....	108	1,747	16.18
31.	Southern California.....	102	1,647	16.15
32.	Purdue.....	120	1,937	16.14
33.	Albany (N.Y.).....	109	1,755	16.10
34.	Brigham Young.....	109	1,754	16.09
35.	Middle Tenn.....	115	1,850	16.09
36.	Texas.....	105	1,687	16.07
37.	St. John's (N.Y.).....	111	1,783	16.06
38.	LSU.....	107	1,718	16.06
39.	Portland St.....	113	1,814	16.05
40.	UCLA.....	114	1,830	16.05
41.	Miami (Ohio).....	112	1,797	16.04
42.	Michigan St.....	116	1,860	16.03
43.	Virginia.....	120	1,924	16.03
44.	Marquette.....	115	1,843	16.03
45.	UTSA.....	106	1,698	16.02

Rank	Team	G	Kills	Per Game
46.	Colorado St.	108	1,730	16.02
47.	Charlotte	124	1,984	16.00
48.	Stephen F. Austin	111	1,775	15.99
49.	Pepperdine	108	1,727	15.99
50.	Notre Dame	124	1,981	15.98

Rank	Team	W	L	Pct.
22.	Winthrop	28	6	.824
23.	Marshall	26	6	.813
	Stanford	26	6	.813
25.	Arizona	25	6	.806
26.	Towson	28	7	.800
	IPFW	24	6	.800
28.	Hawaii	27	7	.794
29.	San Diego	23	6	.793
30.	Wisconsin	26	7	.788
31.	Florida A&M	22	6	.786
32.	Long Beach St.	25	7	.781
	UNC Asheville	25	7	.781
34.	Valparaiso	27	8	.771
35.	Eastern Ky.	23	7	.767
36.	Cornell	19	6	.760
	Cal Poly	19	6	.760
38.	Eastern Mich.	22	7	.759
39.	Minnesota	25	8	.758
40.	Duke	24	8	.750
	Army	21	7	.750
42.	Sacramento St.	26	9	.743
43.	Tulsa	23	8	.742
44.	New Mexico St.	20	7	.741
45.	Purdue	25	9	.735
	Tennessee	25	9	.735
47.	Missouri St.	24	9	.727
48.	Navy	21	8	.724
	LSU	21	8	.724
50.	Utah	23	9	.719
	St. John's (N.Y.)	23	9	.719
	Eastern Wash.	23	9	.719

Match Winning Percentage

Rank	Team	W	L	Pct.
1.	Washington	32	1	.970
2.	Nebraska	33	2	.943
3.	Col. of Charleston	32	2	.941
4.	Ohio	33	3	.917
	Florida	33	3	.917
6.	Penn St.	31	3	.912
	Western Ky.	31	3	.912
	Louisville	31	3	.912
9.	Fla. Atlantic	29	3	.906
10.	Wichita St.	28	3	.903
	Stephen F. Austin	28	3	.903
12.	Notre Dame	30	4	.882
13.	Albany (N.Y.)	28	4	.875
	Middle Tenn.	28	4	.875
15.	Mississippi Val.	26	4	.867
16.	Brigham Young	25	4	.862
17.	Maryland	28	5	.848
18.	Santa Clara	27	5	.844
19.	Missouri	25	5	.833
	Yale	20	4	.833
21.	Texas	24	5	.828

2005 Division II Individual Leaders

Hitting Percentage

Minimum 4.0 attacks per game

Rank	Name, Team	Cl	G	Kills	Errors	Total Attacks	Pct.
1.	Kisha Lucette, Paine	Sr.	134	646	104	1,025	.529
2.	Akia Stanton, Paine	Sr.	134	457	89	793	.464
3.	Ericka Womack, Tampa	Sr.	105	373	73	680	.441
4.	Janiel McNeill, Western N.M.	Jr.	94	261	45	499	.433
5.	Li Yizhi, Lock Haven	Jr.	132	497	94	936	.431
6.	Trisha Gerus, Indiana (Pa.)	Jr.	124	322	53	640	.420
7.	Jasmin Brown, Presbyterian	Sr.	128	520	112	987	.413
8.	Barbara Martin, Hawaii Pacific	Jr.	96	427	86	828	.412
9.	Colby Mangum, Mount Olive	Sr.	130	352	88	647	.408
10.	Sarah Halligan, Belmont Abbey	Sr.	80	442	92	865	.405
11.	Erin Gudmundson, Neb.-Kearney	Sr.	129	562	130	1,102	.392
12.	Paula Koikopoulos, Hawaii Pacific	Sr.	93	265	66	519	.383
13.	Ashlynn Nuckols, Davis & Elkins	Fr.	113	387	96	765	.380
14.	Brittany Gates, Indiana (Pa.)	Sr.	122	441	73	971	.379
15.	Mandi Cox, Washburn	So.	125	320	71	667	.373
16.	Irina Belozerovala, Dowling	Jr.	145	542	153	1,044	.373
17.	Tracy Kirk, Grand Valley St.	Sr.	129	503	112	1,052	.372
18.	Katiana Dorfleus, Mercy	Sr.	119	396	102	794	.370
19.	Samara de Freitas, Barry	So.	101	379	112	722	.370
20.	Maria Villa, Paine	Jr.	134	315	97	592	.368
21.	Michaela Jorgensen, St. Rose	Jr.	106	238	40	539	.367
22.	Stephanie Brink, St. Rose	So.	90	342	76	728	.365
23.	Caitlin Kuhn, East Stroudsburg	Fr.	99	205	32	475	.364
24.	Airess Padda, Cal St. L.A.	So.	107	215	57	434	.364
25.	Laura Washington, Christian Bros.	Jr.	130	522	135	1,066	.363
26.	Erika Fonseca, Fla. Gulf Coast	Jr.	105	405	91	868	.362
27.	Anna Luft, Mount Olive	Jr.	129	370	119	694	.362
28.	LeAnne McGahuey, Central Wash.	Sr.	99	373	92	777	.362
29.	Erin Brosz, Neb.-Kearney	Sr.	128	332	59	755	.362
30.	Kelsey Kyro, Concordia-St. Paul	Jr.	126	466	123	952	.360

Aces Per Game

Rank	Name, Team	Cl	G	Aces	Per Game
1.	Sarah Halligan, Belmont Abbey	Sr.	80	103	1.29
2.	Heather Hamilton, Miles	So.	69	77	1.12
3.	Gabriela Mokra, Virginia Union	Jr.	95	100	1.05
4.	Brittany Marion, Miles	So.	68	65	0.96
5.	Jerri Holmes, LeMoyné-Owen	Sr.	74	69	0.93
6.	Stephanie Leon, Dist. Columbia	Sr.	39	36	0.92
7.	Marcia Poliquin, West Virginia St.	Fr.	117	106	0.91
8.	Porsche Carlisle, Virginia Union	Jr.	94	81	0.86
9.	Gena Elerby, Kentucky St.	Sr.	126	108	0.86

Rank	Name, Team	Cl	G	Aces	Per Game
10.	Jessica Perry, Shaw	Jr.	69	59	0.86
11.	Tiffany Garry, Bryant	So.	129	107	0.83
12.	Joseph Samatha, St. Augustine's	Jr.	71	58	0.82
13.	Lauren Stuart, Nyack	Fr.	84	68	0.81
14.	Maureen DuVall, Shippensburg	Fr.	136	110	0.81
15.	Clarke Renee, St. Augustine's	Jr.	73	59	0.81
16.	Morgan Reed, Cal St. Bakersfield	Fr.	104	81	0.78
17.	Lisa Harris, Elizabeth City St.	Sr.	94	73	0.78
18.	Cherena Douglass, Winston-Salem	So.	79	61	0.77
19.	Alison Hamilton, Limestone	Fr.	109	83	0.76
20.	Jennalee Hallock, Georgian Court	So.	107	80	0.75
21.	Tanisha Elam, Kentucky St.	Sr.	128	95	0.74

Rank	Name, Team	Cl	G	Aces	Per Game
22.	Claire Tauschek, Phila. Sciences	Fr.	116	84	0.72
23.	Jessica Insel, Miles	So.	72	52	0.72
24.	Roxanne Stevens, LeMoyné-Owen	Fr.	75	54	0.72
25.	Justyna Michon, Dowling	So.	139	100	0.72
26.	Monica Halligan, Belmont Abbey	Fr.	85	61	0.72
27.	Tassia Pavilhao, Central Ark.	Fr.	141	100	0.71
28.	Courtney Heiser, Western N.M.	So.	101	70	0.69
29.	Stacey Garmendia, Post	So.	127	88	0.69
30.	Jasmine McNair, Bowie St.	Fr.	98	67	0.68

Rank	Name, Team	Cl	G	Assists	Per Game
29.	Natalie Bills, Mont. St.-Billings	Jr.	103	1,256	12.19
30.	Aisha Sealy, C.W. Post	So.	135	1,645	12.19

Assists Per Game


Rank	Name, Team	Cl	G	Assists	Per Game
1.	Cailin Terhaar, Concordia-St. Paul	Sr.	126	1,846	14.65
2.	Laura Bellinger, North Ala.	Jr.	133	1,910	14.36
3.	LeeAnn Mapu, BYU-Hawaii	Fr.	79	1,124	14.23
4.	Katie Gangelhoff, Minn. Duluth	Fr.	110	1,484	13.49
5.	Julie Vancura, Minn. St. Moorhead	So.	110	1,472	13.38
6.	Kim Edwards, Emporia St.	Sr.	112	1,489	13.29
7.	Lindsey Martin, Abilene Christian	Sr.	120	1,591	13.26
8.	Rachel Lewis, Presbyterian	Fr.	130	1,720	13.23
9.	Gabrielle Curtis, Metro St.	So.	113	1,481	13.11
10.	Leah Tepe, Harding	Fr.	129	1,683	13.05
11.	Kaci Young, Central Mo. St.	Sr.	129	1,682	13.04
12.	Taryn Haas, West Virginia St.	Jr.	128	1,650	12.89
13.	Kecia Jennings, Rockhurst	Sr.	120	1,538	12.82
14.	Sara Kirsch, Slippery Rock	Jr.	109	1,364	12.51
15.	Julie Jacobsen, Wayne St. (Neb.)	Sr.	121	1,513	12.50
16.	Vera Oliveira, Hawaii Pacific	Sr.	96	1,200	12.50
17.	Jana Cleveland, Dowling	Sr.	121	1,501	12.40
18.	Lindsey Dollente, Central Wash.	Jr.	98	1,215	12.40
19.	Michele Rosamiglia, Barry	Sr.	103	1,274	12.37
20.	Jordan McAfee, Fla. Southern	Jr.	126	1,554	12.33
21.	Christie Johnson, Neb.-Omaha	Sr.	97	1,194	12.31
22.	Jessica Woodby, Lynn	Sr.	91	1,118	12.29
23.	Kelly Byrnes, Findlay	Jr.	116	1,420	12.24
24.	Alicia Koches, Indiana (Pa.)	Jr.	123	1,505	12.24
25.	Jenna Von Moos, Seattle Pacific	Jr.	98	1,198	12.22
26.	Allison Schreiber, Midwestern St.	Fr.	133	1,624	12.21
27.	Marisa Vierra, Seattle	Jr.	91	1,111	12.21
28.	Lacey Malarky, Rollins	Fr.	136	1,659	12.20

Digs Per Game

Rank	Name, Team	Cl	G	Digs	Per Game
1.	Jocelyn Decker, Millersville	Sr.	111	790	7.12
2.	Monica Halligan, Belmont Abbey	Fr.	85	587	6.91
3.	Kelly Skidmore, Fort Hays St.	Sr.	117	777	6.64
4.	Courtney Schneider, Western Wash.	So.	98	646	6.59
5.	Laura Dolezal, Wayne St. (Neb.)	So.	121	792	6.55
6.	Holly Morgan, Tiffin	Jr.	142	895	6.30
7.	Maya Domoto, Humboldt St.	Sr.	95	595	6.26
8.	Dawn Peipher, East Stroudsburg	Jr.	97	594	6.12
9.	Whitney Hendry, Fla. Gulf Coast	So.	101	606	6.00
10.	Melanie Moffett, West Ala.	Sr.	127	761	5.99
11.	Laurie Alpert, Barton	Sr.	140	834	5.96
12.	Brittani Bell, West Tex. A&M	Sr.	125	739	5.91
13.	Pam Radell, Pittsburg St.	Sr.	119	703	5.91
14.	Sarah Alsbrooks, Colorado Mines	Sr.	114	671	5.89
15.	Abby Schmidt, Augustana (S.D.)	Jr.	103	600	5.83
16.	Laura Bienmueller, Southeastern Okla.	So.	132	765	5.80
17.	Catherine Fulton, Lenoir-Rhyne	So.	122	701	5.75
18.	Megan Howard, Hillsdale	So.	102	584	5.73
19.	Julie Oleson, Limestone	Jr.	127	726	5.72
20.	Beth Hordern, Assumption	Sr.	92	524	5.70
21.	Hannah Werchan, Incarnate Word	So.	107	601	5.62
22.	Erica Cowhick, Washburn	So.	129	720	5.58
23.	Katy Migl, St. Mary's (Tex.)	Sr.	123	686	5.58
24.	Katie Hegge, Northern St.	Jr.	106	590	5.57
25.	Maggie Thompson, Drury	Jr.	101	562	5.56
26.	Mallory McKee, Southern Ark.	Fr.	106	581	5.48
27.	Katie Markstein, Bentley	Sr.	131	716	5.47
28.	Alexis Rowles, Tusculum	So.	103	562	5.46
29.	Meredith Rosenbaum, Harding	So.	130	709	5.45
30.	Torii Mount, Seattle Pacific	Fr.	98	534	5.45

Blocks Per Game

Rank	Name, Team	Cl	G	Block Solos	Block Assists	Total	Per Game
1.	Elisa Joris, Wayne St. (Mich.)	Sr.	94	41	127	168	1.79
2.	Allison Kunath, West Virginia St.	Fr.	105	51	136	187	1.78
3.	Tristen McNeil, Central Ark.	So.	134	23	175	198	1.48
4.	Ashley Carberry, Goldey-Beacom	So.	105	125	26	151	1.44
5.	Alona Brinson, Albany St. (Ga.)	Jr.	141	165	37	202	1.43
6.	Leah Melton, Eckerd	Fr.	93	24	109	133	1.43
7.	Li Yizhi, Lock Haven	Jr.	132	48	140	188	1.42
8.	Meghan Moore, Grand Valley St.	Jr.	122	32	139	171	1.40
9.	Molly Malone, Philadelphia U.	Fr.	126	95	81	176	1.40
10.	Christina Sadowski, Bentley	So.	129	40	140	180	1.40
11.	Taryn Rudland, Hillsdale	Jr.	104	40	105	145	1.39
12.	Heather Klein, Pfeiffer	Jr.	101	98	42	140	1.39
13.	Megan Spivey, West Tex. A&M	Jr.	125	27	145	172	1.38
14.	Rebecca Brezovec, Wingate	Jr.	103	17	123	140	1.36
15.	Keauna Vinson, Barton	Jr.	137	115	71	186	1.36
16.	Amanda Huffaker, Lees-McRae	Jr.	142	50	139	189	1.33
17.	Shanna Yourchik, California (Pa.)	Jr.	91	19	102	121	1.33
18.	Jennifer Pell, Davis & Elkins	So.	113	46	104	150	1.33
19.	Molly Kerns, Wingate	Jr.	105	30	109	139	1.32
20.	Christy Plecha, Lander	So.	121	60	100	160	1.32
21.	Amanda Rebol, Colorado Mines	Jr.	115	41	111	152	1.32
22.	Kathryn Phillips, Lenoir-Rhyne	Jr.	123	58	104	162	1.32
23.	Dragana Todorovic, Northwood	Sr.	98	20	109	129	1.32
24.	Nicole Schwab, Fort Lewis	So.	98	39	89	128	1.31
25.	Karen Stoklosa, Clarion	Sr.	118	58	96	154	1.31
26.	Brittany Gates, Indiana (Pa.)	Sr.	122	61	97	158	1.30
27.	Tracy Williams, West Chester	So.	115	78	70	148	1.29
28.	Rachel Fowler, Rockhurst	So.	108	40	98	138	1.28
29.	Briana Ritter, Neb.-Omaha	Sr.	97	9	114	123	1.27
30.	Carlie Christensen, Neb.-Omaha	So.	97	9	113	122	1.26



Wayne State (Michigan) Sports Information

Senior Elisa Joris of Wayne State (Michigan) led Division II with 1.79 blocks per game last season. She compiled 41 block solos and 127 assists, while playing in 94 games.

Kills Per Game

Rank	Name, Team	Cl	G	Kills	Per Game
1.	Yu Chuan Weng, BYU-Hawaii	Sr.	79	559	7.08
2.	Stephanie Higgins, Western N.M.	Jr.	99	601	6.07
3.	Vanessa Ferretti, North Ala.	Sr.	133	757	5.69
4.	Agnieszka Pregowska, N.J. Inst. Tech.	Fr.	103	584	5.67
5.	Erin Contons, Southwest Minn. St.	So.	120	667	5.56
6.	Sarah Halligan, Belmont Abbey	Sr.	80	442	5.53
7.	Keauna Vinson, Barton	Jr.	137	717	5.23
8.	Gorana Maricic, Northwood	So.	122	636	5.21
9.	Andrea Bukon, Salem Int'l	Jr.	71	370	5.21
10.	Emily Roth, Phila. Sciences	Sr.	116	598	5.16
11.	Desirae Riddick, Johnson C. Smith	Jr.	80	412	5.15
12.	Mary Kate Glowe, Ashland	So.	121	617	5.10
13.	Olivia Francescini, Southeastern Okla.	Jr.	129	650	5.04
14.	Julie Handy, Mass.-Lowell	Sr.	114	573	5.03

Rank	Name, Team	Cl	G	Kills	Per Game
15.	Sarah Brandon, Kutztown	Jr.	109	546	5.01
16.	Griffith Aurea, St. Augustine's	Jr.	66	330	5.00
17.	Kristen Miller, South Dakota	Sr.	97	482	4.97
18.	Tadj Williams, Post	Jr.	127	617	4.86
19.	Jessica Lucia, Concordia-St. Paul	Jr.	126	612	4.86
20.	Juruena Silveira, Bloomfield	Jr.	100	485	4.85
21.	Taina Savage, Hawaii-Hilo	So.	84	407	4.85
22.	Kisha Lucette, Paine	Sr.	134	646	4.82
23.	Deborah Jones, Fort Valley St.	Jr.	113	537	4.75
24.	Britnee James, Henderson St.	Sr.	95	451	4.75
25.	Kati Michelinie, Alderson-Broaddus	Jr.	63	287	4.56
26.	Heidi Busch, Mount Olive	Sr.	130	590	4.54
27.	Michelle Bernhardt, Abilene Christian	Sr.	120	544	4.53
28.	Theresa Daniels, Lynn	Sr.	88	397	4.51
29.	Beverly Stasis, Fla. Southern	So.	118	529	4.48
30.	Mandy Rupert, S.C. Upstate	Jr.	118	528	4.47

2005 Division II Team Leaders

Hitting Percentage

Rank	Team	Kills	Errors	Total Attacks	Pct.
1.	Paine	1,987	532	3,690	.394
2.	Presbyterian	2,080	586	4,805	.311
3.	Mount Olive	1,896	624	4,182	.304
4.	Hawaii Pacific	1,582	490	3,628	.301
5.	Tampa	1,994	617	4,618	.298
6.	Indiana (Pa.)	1,795	419	4,685	.294
7.	St. Rose	1,324	374	3,292	.289
8.	North Ala.	2,394	809	5,551	.286
9.	Concordia-St. Paul	2,143	744	5,080	.275
10.	Clark Atlanta	1,141	362	2,885	.270
11.	Lees-McRae	2,188	792	5,186	.269
12.	Dowling	2,255	809	5,375	.269
13.	Grand Valley St.	2,023	670	5,040	.268
14.	Neb.-Kearney	2,119	651	5,475	.268
15.	Western N.M.	1,571	564	3,757	.268
16.	Belmont Abbey	1,097	353	2,791	.267
17.	Lock Haven	1,904	626	4,852	.263
18.	Central Wash.	1,561	512	3,990	.263
19.	West Virginia St.	1,978	713	4,814	.263
20.	Philadelphia U.	1,755	566	4,531	.262
21.	Southwest Minn. St.	2,043	700	5,167	.260
22.	Cal Poly Pomona	1,519	610	3,523	.258
23.	California (Pa.)	2,053	688	5,296	.258
24.	Fla. Gulf Coast	1,700	567	4,430	.256
25.	Washburn	2,154	737	5,612	.252
26.	Mass.-Lowell	1,603	653	3,785	.251
27.	Le Moyne	1,311	520	3,158	.250
28.	Truman	2,999	781	6,067	.250
29.	Barry	1,590	606	3,938	.250
30.	Abilene Christian	1,957	718	4,970	.249

Aces Per Game

Rank	Team	G	Aces	Per Game
1.	LeMoyne-Owen	75	278	3.71
2.	Virginia Union	98	361	3.68
3.	Miles	84	308	3.67
4.	Lane	66	221	3.35
5.	Winston-Salem	109	361	3.31
6.	Bowie St.	98	318	3.24
7.	St. Augustine's	82	260	3.17
8.	Clark Atlanta	100	315	3.15
9.	Bryant	130	406	3.12
10.	Dowling	145	442	3.05
11.	Cal St. Bakersfield	104	317	3.05
12.	St. Rose	106	316	2.98
13.	Kentucky St.	136	403	2.96
14.	Belmont Abbey	89	263	2.96
15.	Shippensburg	141	406	2.88
16.	Northern Ky.	122	344	2.82
17.	C.W. Post	135	380	2.81
18.	Shaw	69	194	2.81
19.	Bloomfield	108	303	2.81
20.	Salem Int'l	75	208	2.77
21.	Elizabeth City St.	94	260	2.77

Rank	Team	G	Aces	Per Game
22.	Livingstone	86	234	2.72
23.	Johnson C. Smith	83	224	2.70
24.	Le Moyne	96	259	2.70
25.	UC San Diego	101	270	2.67
26.	American Int'l	64	171	2.67
27.	Stillman	68	175	2.57
28.	Concordia (N.Y.)	102	259	2.54
29.	Queens (N.Y.)	102	259	2.54
30.	Mont. St.-Billings	103	60	2.52

Assists Per Game

Rank	Team	G	Assists	Per Game
1.	North Ala.	133	2,167	16.29
2.	Concordia-St. Paul	126	1,997	15.85
3.	Truman	136	2,148	15.79
4.	Southwest Minn. St.	120	1,881	15.68
5.	BYU-Hawaii	82	1,277	15.57
6.	Tampa	117	1,808	15.45
7.	Minn. Duluth	110	1,666	15.15
8.	Metro St.	113	1,691	14.96
9.	Rockhurst	123	1,833	14.90
10.	Central Mo. St.	129	1,916	14.85
11.	Abilene Christian	120	1,779	14.83
12.	Neb.-Kearney	133	1,962	14.75
13.	Hawaii Pacific	97	1,424	14.68
14.	Mesa St.	106	1,550	14.62
15.	Fla. Southern	126	1,842	14.62
16.	Washburn	133	1,942	14.60
17.	Harding	130	1,896	14.58
18.	Wayne St. (Neb.)	121	1,764	14.58
19.	SIU Edwardsville	121	1,755	14.50
20.	Emporia St.	112	1,618	14.45
21.	Midwestern St.	135	1,936	14.34
22.	Presbyterian	130	1,859	14.30
23.	California (Pa.)	127	1,813	14.28
24.	Augustana (S.D.)	103	1,468	14.25
25.	Barry	103	1,460	14.17
26.	Seattle Pacific	98	1,383	14.11
27.	West Fla.	117	1,649	14.09
28.	West Virginia St.	129	1,808	14.02
29.	Central Wash.	102	1,428	14.00
30.	Lees-McRae	138	1,929	13.98

Blocks Per Game

Rank	Team	G	Block Solos	Block Assists	Per Game
1.	Grand Valley St.	130	125	577	3.18
2.	Lock Haven	136	171	504	3.11
3.	Wayne St. (Mich.)	95	91	394	3.03
4.	Wingate	117	97	510	3.01
5.	Tiffin	144	255	330	2.92
6.	Pfeiffer	109	213	207	2.90
7.	Salem Int'l	75	116	203	2.90
8.	Cal St. San B'dino	102	79	424	2.85
9.	Georgian Court	108	151	314	2.85
10.	Armstrong Atlantic	125	78	552	2.83

Rank	Team	G	Block		Per Game
			Solos	Assists	
11.	Indiana (Pa.)	126	172	368	2.83
12.	Michigan Tech.	106	84	430	2.82
13.	American Int'l.	64	102	157	2.82
14.	West Virginia St.	129	114	488	2.78
15.	Neb.-Kearney	133	123	488	2.76
16.	Lenoir-Rhyne	125	153	379	2.74
17.	Albany St. (Ga.)	148	327	156	2.74
18.	Fla. Gulf Coast	108	110	368	2.72
19.	St. Rose	106	85	407	2.72
20.	Davis & Elkins	115	121	381	2.71
21.	Neb.-Omaha	97	29	467	2.71
22.	Seattle Pacific	98	45	440	2.70
23.	Central Mo. St.	129	113	469	2.69
24.	Colorado Mines	117	91	446	2.68
25.	SIU Edwardsville	121	67	508	2.65
26.	Central Ark.	141	64	617	2.64
27.	Eckerd	100	56	415	2.64
28.	Lees-McRae	138	159	408	2.63
29.	Washburn	133	101	490	2.60
30.	Fort Lewis	98	86	335	2.59

Digs Per Game

Rank	Team	G	Digs	Per Game
1.	Converse	147	3,547	24.13
2.	Southeastern Okla.	132	3,059	23.17
3.	Wayne St. (Neb.)	121	2,679	22.14
4.	Northern St.	106	2,313	21.82
5.	Clarion	122	2,661	21.81
6.	St. Andrews	99	2,153	21.75
7.	Assumption	94	2,008	21.36
8.	Slippery Rock	112	2,387	21.31
9.	Millersville	113	2,369	20.96
10.	Lees-McRae	138	2,852	20.67
11.	California (Pa.)	127	2,620	20.63
12.	Fla. Gulf Coast	108	2,186	20.24
13.	Lenoir-Rhyne	125	2,530	20.24
14.	Anderson (S.C.)	129	2,604	20.19
15.	Holy Family	120	2,417	20.14
16.	Pace	98	1,960	20.00
17.	Central Mo. St.	129	2,577	19.98
18.	Midwestern St.	135	2,691	19.93
19.	Lander	131	2,610	19.92
20.	Minn. St. Moorhead	115	2,291	19.92
21.	Bloomfield	108	2,148	19.89
22.	Ouachita Baptist	141	2,786	19.76
23.	Augustana (S.D.)	103	2,033	19.74
24.	Pitt.-Johnstown	99	1,949	19.69
25.	Washburn	133	2,613	19.65
26.	Dominican (N.Y.)	98	1,924	19.63
27.	Truman	136	2,670	19.63
28.	Limestone	132	2,590	19.62
29.	Humboldt St.	95	1,862	19.60
30.	Central Okla.	123	2,406	19.56

Kills Per Game

Rank	Team	G	Kills	Per Game
1.	North Ala.	133	2,394	18.00
2.	Tampa	117	1,994	17.04
3.	Southwest Minn. St.	120	2,043	17.03
4.	BYU-Hawaii	82	1,395	17.01
5.	Concordia-St. Paul	126	2,143	17.01
6.	Truman	136	2,299	16.90
7.	Hawaii Pacific	97	1,582	16.31
8.	Minn. Duluth	110	1,794	16.31

Rank	Team	G	Kills	Per Game
9.	Abilene Christian	120	1,957	16.31
10.	Metro St.	113	1,840	16.28
11.	Washburn	133	2,154	16.20
12.	California (Pa.)	127	2,053	16.17
13.	Harding	130	2,097	16.13
14.	Mesa St.	106	1,700	16.04
15.	Central Mo. St.	129	2,068	16.03
16.	SIU Edwardsville	121	1,938	16.02
17.	Presbyterian	130	2,080	16.00
18.	Rockhurst	123	1,962	15.95
19.	Neb.-Kearney	133	2,119	15.93
20.	Fla. Southern	126	1,999	15.87
21.	Lees-McRae	138	2,188	15.86
22.	Neb.-Omaha	97	1,527	15.74
23.	Fla. Gulf Coast	108	1,700	15.74
24.	Minn. St. Moorhead	115	1,810	15.74
25.	Midwestern St.	135	2,117	15.68
26.	Emporia St.	112	1,753	15.65
27.	Central Okla.	123	1,918	15.59
28.	Augustana (S.D.)	103	1,603	15.56
29.	Grand Valley St.	130	2,023	15.56
30.	Western N.M.	101	1,571	15.55

Match Winning Percentage


Rank	Team	W	L	Pct.
1.	Neb.-Kearney	38	2	.950
2.	North Ala.	36	2	.947
3.	Washburn	35	3	.921
4.	California (Pa.)	33	3	.917
5.	Cal St. L.A.	28	3	.903
6.	Paine	35	4	.897
7.	Fla. Southern	33	4	.892
8.	Hawaii Pacific	24	3	.889
	Cal Poly Pomona	24	3	.889
10.	Abilene Christian	31	4	.886
11.	Tampa	29	4	.879
12.	Fla. Gulf Coast	27	4	.871
13.	Harding	33	5	.868
14.	Presbyterian	32	5	.865
15.	BYU-Hawaii	19	3	.864
16.	Concordia-St. Paul	30	5	.857
	Philadelphia U.	30	5	.857
18.	Lock Haven	33	6	.846
19.	Minn. Duluth	27	5	.844
20.	Grand Valley St.	32	6	.842
	Truman	32	6	.842
22.	Western N.M.	26	5	.839
23.	Goldy-Beacom	25	5	.833
24.	SIU Edwardsville	28	6	.824
25.	Central Wash.	23	5	.821
26.	Wingate	25	6	.806
	Minn. St. Moorhead	25	6	.806
28.	Rockhurst	29	7	.806
29.	Northern Ky.	26	7	.788
30.	Dowling	33	9	.786
	Seattle Pacific	22	6	.786
32.	Bentley	29	8	.784
33.	St. Rose	25	7	.781
34.	Mount Olive	28	8	.778
35.	West Fla.	24	7	.774
36.	Central Okla.	27	8	.771
37.	Mesa St.	23	7	.767
38.	Southwest Minn. St.	26	8	.765
39.	St. Augustine's	19	6	.760
40.	Emporia St.	24	8	.750
	Clark Atlanta	21	7	.750

2005 Division III Individual Leaders

Hitting Percentage

Minimum 4.0 attacks per game

Rank	Name, Team	Cl	G	Kills	Errors	Total Attacks	Pct.
1.	Mo Coverdale, Cal Lutheran.....	Jr.	62	312	50	532	.492
2.	Anne Woodsum, Husson.....	So.	101	386	66	663	.483
3.	Courtney Peters, Averett.....	Sr.	114	416	85	687	.482
4.	Katie Smith, Greensboro.....	Sr.	122	550	134	888	.468
5.	Janice Mars, Keuka.....	Sr.	72	206	38	361	.465
6.	Traci Stoner, Allegheny.....	So.	115	238	22	466	.464
7.	Misti White, Southwestern (Tex.).....	Sr.	130	581	89	1,071	.459
8.	Elizabeth St. Dennis, Russell Sage.....	So.	136	425	87	785	.431
9.	Erin Fralick, Alma.....	Sr.	110	459	80	899	.422
10.	Courtney Rose, Emory.....	Jr.	94	366	68	721	.413
11.	Megan Houck, Washington-St. Louis.....	Sr.	104	338	67	657	.412
12.	Susan Gaillard, Wash. & Lee.....	Sr.	90	316	74	594	.407
13.	Jen Shaughnessy, Keuka.....	So.	72	155	37	290	.407
14.	Courtney Nash, Geneseo St.....	So.	126	333	50	697	.406
15.	Taylor Foltz, Dubuque.....	Sr.	119	426	103	800	.404
16.	Mollee Farrell, Randolph-Macon.....	Jr.	113	276	49	567	.400
17.	Lizzelle Cintron, New Jersey City.....	So.	113	571	130	1,109	.398
18.	Elizabeth Tregan, Nazareth.....	So.	116	393	81	785	.397
19.	Lauren Smith, Greensboro.....	Jr.	122	407	86	820	.391
20.	Leah Rosenbaum, Wis.-Oshkosh.....	So.	141	558	84	1,212	.391
21.	Koryn Kendall, Chicago.....	So.	128	350	63	735	.390
22.	Micaeli Smith, Trinity (Tex.).....	Jr.	121	386	65	832	.386
23.	Lauren Jackson, Trinity (Tex.).....	Sr.	129	315	67	646	.384
24.	Elena Drinka, New York U.....	Jr.	129	528	130	1,041	.382
25.	Darryl Manzer, Skidmore.....	Jr.	144	733	184	1,447	.379
26.	Kaitlin Adams, Colby.....	Sr.	147	425	95	873	.378
27.	Jessie Hampson, Capital.....	So.	112	378	57	853	.376
28.	Heather St. Clair, Bridgewater (Va.).....	Sr.	101	354	91	700	.376
29.	Dani Schmidley, St. Norbert.....	Sr.	111	270	55	583	.369
30.	Stephanie Kines, Juniata.....	Jr.	115	419	124	800	.369



Adrian Sports Information


Sophomore hitter Lindsey Eshelman led Division III attackers with 5.56 kills per game in 2005, racking up 556 kills in 100 games for Adrian.

Kills Per Game

Rank	Name, Team	Cl	G	Kills	Per Game
1.	Lindsey Eshelman, Adrian.....	So.	100	556	5.56
2.	Darryl Manzer, Skidmore.....	Jr.	144	733	5.09
3.	Lizzelle Cintron, New Jersey City.....	So.	113	571	5.05
4.	Mo Coverdale, Cal Lutheran.....	Jr.	62	312	5.03
5.	Annie Denison, Williams.....	Sr.	114	564	4.95
6.	Susan Johnson, Rochester.....	Jr.	133	656	4.93
7.	Lindsey Artz, Lycoming.....	Jr.	111	545	4.91
8.	Arden Tunnell, East Tex. Baptist.....	Sr.	120	580	4.83
9.	Whitney Verduin, Richard Stockton.....	Sr.	132	630	4.77
10.	Tiffany Rice, Wooster.....	Sr.	114	541	4.75
11.	Caroline Drosdick, Wentworth Inst.....	Sr.	97	452	4.66
12.	Liz Glesne, Bethel (Minn.).....	So.	104	481	4.63
13.	Lauren Shears, Wm. Paterson.....	Sr.	106	489	4.61
14.	Nicole Gurr, Coast Guard.....	Fr.	102	469	4.60
15.	Caitlin Ostrowski, Russell Sage.....	Jr.	130	594	4.57
16.	Natalie Goodfellow, Lebanon Valley.....	Jr.	108	493	4.56
17.	Katie Smith, Greensboro.....	Sr.	122	550	4.51
18.	Misti White, Southwestern (Tex.).....	Sr.	130	581	4.47
19.	Crystal Shelton, Webster.....	So.	118	526	4.46
20.	Chrissy Murrin, Widener.....	Sr.	92	405	4.40
21.	Lorilyn Vogel, Calvin.....	Jr.	137	601	4.39
22.	Margot Phelan, Frank. & Marsh.....	Fr.	101	443	4.39
23.	Kate Sorensen, Smith.....	Sr.	97	425	4.38
24.	Ashley Scott, Southern Vt.....	Fr.	77	337	4.38
25.	Allie Sowinski, Milwaukee Engr.....	Fr.	119	520	4.37
26.	Katie Clapham, Maine Maritime.....	Jr.	101	441	4.37
27.	Elizabeth Overberg, Fontbonne.....	Sr.	117	507	4.33
28.	Julie VanderSlice, Hope.....	Sr.	121	522	4.31
29.	Janine Wachter, Merchant Marine.....	Sr.	97	416	4.29
30.	Erika Wetzel, St. Thomas (Minn.).....	Sr.	130	556	4.28

Assists Per Game

Rank	Name, Team	Cl	G	Assists	Per Game
1.	Megan Taylor, Hiram.....	So.	112	1,511	13.49
2.	Veronica Stephens, Austin.....	Jr.	110	1,481	13.46
3.	Katie Zondervan, Calvin.....	So.	137	1,840	13.43
4.	Heather Wolff, Wooster.....	So.	114	1,501	13.17
5.	Amanda Lewis, Johns Hopkins.....	Fr.	112	1,457	13.01
6.	Beatrice Livio, Marymount (Va.).....	Jr.	110	1,409	12.81
7.	Traci Twardoski, East Tex. Baptist.....	Fr.	120	1,524	12.70
8.	Christine Gladysz, Wash. & Lee.....	Sr.	106	1,346	12.70
9.	Jenny Gresla, Denison.....	Jr.	96	1,215	12.66
10.	Jessica Browning, Dubuque.....	Jr.	101	1,269	12.56
11.	Abby Sikora, Adrian.....	Jr.	106	1,329	12.54
12.	Carly Freiborg, Wis.-Eau Claire.....	Jr.	123	1,532	12.46
13.	Abbie Mueller, Wis.-Whitewater.....	Sr.	139	1,723	12.40
14.	Kelly Laschinger, Wis.-Platteville.....	Jr.	123	1,517	12.33
15.	Erika Roof, Ohio Northern.....	Sr.	129	1,588	12.31
16.	Ashley Fischer, Wis.-Oshkosh.....	Sr.	140	1,721	12.29
17.	Jamie Gullen, Wash. & Jeff.....	Jr.	114	1,387	12.17
18.	Stephanie Poll, Hope.....	So.	126	1,531	12.15
19.	Jesse Maul, Otterbein.....	Jr.	91	1,104	12.13
20.	Amy Knight, George Fox.....	So.	83	1,003	12.08
21.	Audrey Volstad, St. Olaf.....	Jr.	102	1,232	12.08
22.	Katie Snyder, Bethel (Minn.).....	Sr.	105	1,263	12.03
23.	Mary Murdoch, Alma.....	Jr.	117	1,405	12.01
24.	Bailey Surratt, Cal Lutheran.....	So.	62	743	11.98
25.	Jess Ritchey, Juniata.....	Fr.	93	1,113	11.97
26.	Erin Meredith, Eastern.....	Sr.	99	1,183	11.95
27.	Pia Marie Paulone, Gallaudet.....	Jr.	124	1,478	11.92
28.	Nikki DeMik, Anderson (Ind.).....	So.	118	1,404	11.90
29.	Kasey Carpenter, Averett.....	So.	95	1,129	11.88
30.	Marie Bruce, Southwestern (Tex.).....	So.	132	1,568	11.88



King's (Pennsylvania) Sports Information

Senior Michelle Oros led Division III blockers with 1.88 blocks per game, compiling 133 block solos and 53 assists in 99 games for King's (Pennsylvania), as the Monarchs went 23-10.

Blocks Per Game

Rank	Name, Team	Cl	G	Block Solos	Block Assists	Total	Per Game
1.	Michelle Oros, King's (Pa.)	Sr.	99	133	53	186	1.88
2.	Jessie Hampson, Capital	So.	112	46	162	208	1.86
3.	Hannah Babcock, Muskingum	Sr.	98	50	130	180	1.84
4.	Diana Gonzalez, Austin	Sr.	117	59	139	198	1.69
5.	Lizzelle Cintron, New Jersey City	So.	113	76	113	189	1.67
6.	Elizabeth Bauer, Cedar Crest	Sr.	74	67	54	121	1.64
7.	Valerie Trofimenkoff, Gallaudet	Sr.	125	95	109	204	1.63
8.	Lauren Jackson, Trinity (Tex.)	Sr.	129	32	175	207	1.60
9.	Rebecca Shane, Concordia-M'head	Jr.	91	39	105	144	1.58
10.	Tina Siegel, Heidelberg	Sr.	121	40	147	187	1.55
11.	Emilie Walk, Washington-St. Louis	So.	104	36	124	160	1.54
12.	Kim Hamer, DePauw	So.	121	30	156	186	1.54
13.	Shauna Crouse, Salve Regina	Sr.	68	67	36	103	1.51
14.	Jori Simmons, Carthage	So.	127	52	139	191	1.50
15.	Sarah Wenger, Phila. Biblical	Sr.	79	72	45	117	1.48
16.	Christina Mazurowski, New Paltz St.	Sr.	135	94	101	195	1.44
17.	Brooke Hinkley, Scranton	So.	126	89	92	181	1.44
18.	Erin Miga, Rhode Island Col.	Jr.	126	103	77	180	1.43
19.	Jessica Groh, Wis.-Eau Claire	Jr.	110	29	128	157	1.43
20.	Jannesa Morusma, Randolph-Macon	So.	106	31	119	150	1.42
21.	Ashley O'Keefe, Western New Eng.	So.	82	74	42	116	1.41
22.	Tiffany Chatman, Cortland St.	Fr.	133	69	119	188	1.41
23.	Kristin Anderson, Emory	Jr.	89	39	83	122	1.37
24.	Taraja Laws, Newbury	Jr.	119	105	57	162	1.36
25.	Carlie Roberts, Grove City	Jr.	104	87	54	141	1.36
26.	Andrea Basteri, Emmanuel (Mass.)	Sr.	117	86	72	158	1.35
27.	Lizzy Ackerman, DePauw	So.	119	28	132	160	1.34
28.	Ashley Gentry, Capital	Sr.	123	44	121	165	1.34
29.	Elizabeth St. Dennis, Russell Sage	So.	136	124	58	182	1.34
30.	Katie Smith, Greensboro	Sr.	122	48	115	163	1.34

Digs Per Game

Rank	Name, Team	Cl	G	Digs	Per Game
1.	Rachae Bell, Redlands	Jr.	80	651	8.14
2.	Kera Maure, Beloit	Jr.	118	958	8.12
3.	Maggie Caramanico, Widener	Sr.	92	721	7.84
4.	Karlee Kanuckel, Ohio Northern	Jr.	129	980	7.60
5.	Caitlin Krupka, Denison	Jr.	94	711	7.56
6.	Veronica Schneider, Willamette	Sr.	76	530	6.97
7.	Linsey Thomsen, Neb. Wesleyan	So.	97	673	6.94
8.	Natalie Ristow, St. Scholastica	Sr.	114	781	6.85
9.	Laura Wiegele, Thomas More	Sr.	126	862	6.84
10.	Lizzie Kay, Johns Hopkins	Jr.	112	765	6.83
11.	Adriana Pennekamp, Allegheny	So.	107	722	6.75
12.	Kerry Hammer, Greenville	Fr.	98	650	6.63
13.	Jaime Scharf, Ohio Wesleyan	So.	104	673	6.47
14.	Marie Zumberger, Capital	Jr.	119	767	6.45
15.	Kate Sorensen, Smith	Sr.	97	621	6.40
16.	Anna Aronovich, Texas-Dallas	So.	122	771	6.32
17.	Leah Hettrick, Springfield	Jr.	119	752	6.32
18.	Jessica Anderson, Oglethorpe	Fr.	104	646	6.21
19.	Anne Reynolds, Wash. & Jeff.	Sr.	106	652	6.15
20.	Jamie Lykken, Carleton	Sr.	93	572	6.15
21.	Jessica Nelson, Elmhurst	Jr.	118	721	6.11
22.	Kristen Sagula, Mount Union	Sr.	113	686	6.07
23.	Becky Herman, Skidmore	Sr.	136	813	5.98
24.	Dana Wilson, North Park	Jr.	98	584	5.96
25.	Jeanna Dalton, Augustana (Ill.)	Sr.	130	774	5.95
26.	Ashley Steines, Wartburg	So.	136	808	5.94
27.	Samantha Thomson, Haverford	Sr.	101	599	5.93
28.	Emily Forbes, Eureka	So.	109	645	5.92
29.	Meggie Marten, Baldwin-Wallace	So.	124	733	5.91
30.	Shannon Young, Russell Sage	So.	127	741	5.83

Aces Per Game

Rank	Name, Team	Cl	G	Aces	Per Game
1.	Erin Moseley, Daniel Webster	Jr.	61	100	1.64
2.	Jennifer Hoyt, Old Westbury	Jr.	96	151	1.57
3.	Ashley Challinor, Newbury	Sr.	119	186	1.56
4.	Mariya Korobkova, Staten Island	Fr.	76	117	1.54
5.	Karla Maisto, Rutgers-Camden	Jr.	66	88	1.33
6.	Lucy Kaminsky, Bard	Jr.	41	51	1.24
7.	Gozde Sevim, Bard	So.	47	58	1.23
8.	Jennifer Ragone, Old Westbury	Jr.	95	115	1.21
9.	Ashley Scott, Southern Vt.	Fr.	77	92	1.19
10.	Anne Woodsum, Husson	So.	101	119	1.18
11.	Shannon Stoll, Southern Me.	Fr.	90	106	1.18
12.	Jess Dobrowolski, St. Joseph (Conn.)	Sr.	85	97	1.14
13.	Casey Morey, Maine Maritime	Jr.	102	110	1.08
14.	Danielle Tischer, Southern Vt.	So.	77	83	1.08
15.	Kimberly Zhu, Hunter	Sr.	120	129	1.08
16.	Angela Lavioe, Lasell	Jr.	115	121	1.05
17.	Lindsey Wilson, Lincoln (Pa.)	Fr.	51	53	1.04
18.	Sara Marruffo, Mount Holyoke	Sr.	66	66	1.00
	Liz Neales, Wentworth Inst.	Jr.	96	96	1.00
20.	Anne Li, Polytechnic (N.Y.)	So.	49	48	0.98
21.	Stephanie Adams, Mass.-Boston	Sr.	84	80	0.95
22.	Megan Whitman, Rosemont	Sr.	71	66	0.93
23.	Jenna St. Pierre, Me.-Farmington	Jr.	98	91	0.93
24.	Kimberly Look, Hunter	Jr.	118	109	0.92
25.	Danielle Shuler, Thomas	Sr.	39	36	0.92
26.	Maryeva Tenan, Husson	Fr.	103	95	0.92
27.	Lady Jan Jauod, Staten Island	So.	72	66	0.92
28.	Mae Belline Tiu, Staten Island	Sr.	76	69	0.91
29.	Daphne Brunet, Brooklyn	Fr.	40	36	0.90
30.	Amanda Crawford, Mary Hardin-Baylor	Jr.	105	94	0.90

2005 Division III Team Leaders

Hitting Percentage

Rank	Team	Kills	Errors	Total Attacks	Pct.
1.	Keuka.....	995	244	2,095	.358
2.	Greensboro.....	1,692	518	3,457	.340
3.	Trinity (Tex.).....	1,886	407	4,356	.340
4.	Emory.....	1,963	590	4,050	.339
5.	Washington-St. Louis.....	1,964	569	4,349	.321
6.	Husson.....	1,180	391	2525	.312
7.	Averett.....	1,928	678	4230	.296
8.	Wooster.....	1,762	443	4503	.293
9.	Bridgewater (Va.).....	1,636	592	3705	.282
10.	Wash. & Lee.....	1,873	646	4389	.280
11.	Juniata.....	2,052	669	4977	.278
12.	Wis.-Eau Claire.....	1,894	688	4373	.276
13.	Dubuque.....	1,918	717	4402	.273
14.	Hiram.....	1,741	514	4512	.272
15.	Western New Eng.....	1,346	453	3299	.271
16.	Capital.....	1,891	521	5076	.270
17.	Randolph-Macon.....	1,598	437	4326	.268
18.	Denison.....	1,375	355	3844	.265
19.	King's (Pa.).....	1,355	497	3253	.264
20.	Wis.-Whitewater.....	2,314	778	5831	.263
21.	Cal Lutheran.....	1,035	371	2537	.262
22.	Southwestern (Tex.).....	1,973	599	5,261	.261
23.	Colby.....	1,966	655	5,061	.259
24.	Wash. & Jeff.....	1,743	504	4,828	.257
25.	Calvin.....	2,097	648	5,708	.254
26.	Austin.....	1,872	668	4,780	.252
27.	Adrian.....	1,711	553	4,611	.251
28.	Elmhurst.....	1,936	636	5,232	.248
29.	Carthage.....	1,948	731	4,946	.246
30.	New Jersey City.....	1,656	659	4,080	.244

Kills Per Game

Rank	Team	G	Kills	Per Game
1.	Washington-St. Louis.....	122	1,964	16.10
2.	Adrian.....	107	1,711	15.99
3.	Juniata.....	130	2,052	15.78
4.	Wash. & Lee.....	119	1,873	15.74
5.	Wis.-Oshkosh.....	143	2,230	15.59
6.	Emory.....	126	1,963	15.58
7.	Hiram.....	112	1,741	15.54
8.	Wis.-Whitewater.....	149	2,314	15.53
9.	East Tex. Baptist.....	120	1,861	15.51
10.	Austin.....	121	1,872	15.47
11.	Wooster.....	114	1,762	15.46
12.	Dubuque.....	125	1,918	15.34
13.	Calvin.....	137	2,097	15.31
14.	Bridgewater (Va.).....	107	1,636	15.29
15.	Wis.-Eau Claire.....	124	1,894	15.27
16.	Hope.....	129	1,966	15.24
17.	Cal Lutheran.....	68	1,035	15.22
18.	Carthage.....	128	1,948	15.22
19.	Allegheny.....	115	1,750	15.22
20.	Wis.-Platteville.....	131	1,993	15.21
21.	New York U.....	155	2,354	15.19
22.	St. Thomas (Minn.).....	134	2,032	15.16
23.	Ohio Northern.....	129	1,952	15.13
24.	Wash. & Jeff.....	116	1,743	15.03
25.	Whitworth.....	89	1,334	14.99
26.	Southwestern (Tex.).....	132	1,973	14.95
27.	Averett.....	129	1,928	14.95
28.	Mt. St. Joseph.....	138	2,059	14.92
29.	St. Olaf.....	102	1,520	14.90
30.	Millikin.....	140	2,086	14.90

Assists Per Game

Rank	Team	G	Assists	Per Game
1.	Calvin.....	137	2,007	14.65
2.	Wis.-Oshkosh.....	143	2,072	14.49
3.	Austin.....	121	1,751	14.47
4.	Hiram.....	112	1,619	14.46
5.	Washington-St. Louis.....	122	1,738	14.25
6.	Wash. & Lee.....	119	1,683	14.14
7.	Adrian.....	107	1,513	14.14
8.	Ohio Northern.....	129	1,823	14.13
9.	Eastern.....	126	1,775	14.09
10.	Wis.-Platteville.....	131	1,843	14.07
11.	East Tex. Baptist.....	120	1,687	14.06
12.	Carthage.....	128	1,791	13.99
13.	Johns Hopkins.....	112	1,565	13.97
14.	Marymount (Va.).....	111	1,540	13.87
15.	Wittenberg.....	134	1,858	13.87
16.	Hope.....	129	1,782	13.81
17.	Wis.-Eau Claire.....	124	1,708	13.77
18.	Emory.....	126	1,731	13.74
19.	Dubuque.....	125	1,711	13.69
20.	Wis.-Whitewater.....	149	2,038	13.68
21.	Bethel (Minn.).....	105	1,433	13.65
22.	St. Olaf.....	102	1,391	13.64
23.	St. Thomas (Minn.).....	134	1,820	13.58
24.	George Fox.....	88	1,192	13.55
25.	Wooster.....	114	1,540	13.51
26.	Wash. & Jeff.....	116	1,562	13.47
27.	Juniata.....	130	1,747	13.44
28.	Cal Lutheran.....	68	913	13.43
29.	Whitworth.....	89	1,191	13.38
30.	Denison.....	100	1,337	13.37

Aces Per Game

Rank	Team	G	Aces	Per Game
1.	Staten Island.....	82	430	5.24
2.	Husson.....	105	544	5.18
3.	Old Westbury.....	99	504	5.09
4.	Maine Maritime.....	102	450	4.41
5.	Daniel Webster.....	61	268	4.39
6.	Me.-Farmington.....	100	437	4.37
7.	Lasell.....	115	481	4.18
8.	Newbury.....	119	492	4.13
9.	Mount Holyoke.....	83	328	3.95
10.	Notre Dame (Md.).....	132	512	3.88
11.	Southern Vt.....	77	291	3.78
12.	Keuka.....	75	281	3.75
13.	Nazareth.....	118	442	3.75
14.	Wash. & Lee.....	119	438	3.68
15.	Lincoln (Pa.).....	72	265	3.68
16.	Merchant Marine.....	97	354	3.65
17.	Greensboro.....	123	447	3.63
18.	Kean.....	98	353	3.60
19.	New England.....	81	289	3.57
20.	Hunter.....	120	421	3.51
21.	Centenary (N.J.).....	87	304	3.49
22.	Mary Baldwin.....	104	363	3.49
23.	Rivier.....	136	471	3.46
24.	Brooklyn.....	57	197	3.46
25.	Bowdoin.....	101	349	3.46
26.	Lehman.....	97	333	3.43
27.	Wentworth Inst.....	100	342	3.42
28.	Emmanuel (Mass.).....	134	455	3.40
29.	City Tech.....	69	231	3.35
30.	Stevens Institute.....	127	422	3.32

Blocks Per Game

Rank	Team	G	Block Solos	Block Assists	Per Game
1.	Capital	128	150	598	3.51
2.	Trinity (Tex.)	134	133	667	3.48
3.	DePauw	129	114	624	3.30
4.	Austin	121	148	470	3.17
5.	Randolph-Macon	115	122	481	3.15
6.	Carthage	128	131	543	3.14
7.	Washington-St. Louis	122	107	528	3.04
8.	Concordia-M'head	92	83	391	3.03
9.	Heidelberg	127	120	518	2.98
10.	Martin Luther	114	165	350	2.98
11.	Gallaudet	125	215	304	2.94
12.	Emerson	78	158	138	2.91
13.	Wis.-Whitewater	149	150	567	2.91
14.	Dubuque	125	118	491	2.91
15.	Southwestern (Tex.)	132	154	448	2.86
16.	Wittenberg	134	153	460	2.86
17.	St. Benedict	107	83	442	2.84
18.	Thiel	87	164	166	2.84
19.	Scranton	137	193	389	2.83
20.	Salisbury	127	106	506	2.83
21.	Cortland St.	143	195	417	2.82
22.	New Paltz St.	144	215	380	2.81
23.	Hunter	120	224	226	2.81
24.	Mary Washington	111	204	215	2.81
25.	Emory	126	142	422	2.80
26.	Marian (Wis.)	125	109	476	2.78
27.	Wis.-Eau Claire	124	80	527	2.77
28.	King's (Pa.)	107	221	150	2.77
29.	Muskingum	98	85	371	2.76
30.	Wartburg	136	133	484	2.76

Digs Per Game


Rank	Team	G	Digs	Per Game
1.	Denison	100	2,549	25.49
2.	Maranatha Baptist	136	3,456	25.41
3.	Allegheny	115	2,887	25.10
4.	Smith	100	2,480	24.80
5.	Augustana (Ill.)	130	3,097	23.82
6.	George Fox	88	2,086	23.70
7.	Ohio Northern	129	3,051	23.65
8.	Rochester	134	3,122	23.30
9.	Wooster	114	2,644	23.19
10.	Fontbonne	120	2,782	23.18
11.	Mount Holyoke	83	1,902	22.92
12.	Daniel Webster	61	1,384	22.69
13.	Lake Forest	118	2,642	22.39
14.	Maryville (Tenn.)	141	3,154	22.37
15.	Baldwin-Wallace	124	2,772	22.35
16.	Lincoln (Pa.)	72	1,606	22.31
17.	Sul Ross St.	114	2,530	22.19
18.	Ohio Wesleyan	107	2,368	22.13
19.	Widener	92	2,034	22.11
20.	Texas-Dallas	122	2,694	22.08
21.	North Park	101	2,230	22.08
22.	Waynesburg	116	2,552	22.00
23.	Concordia (Wis.)	119	2,606	21.90
24.	Beloit	124	2,711	21.86
25.	Willamette	76	1,659	21.83
26.	Capital	128	2,775	21.68
27.	Wartburg	136	2,934	21.57
28.	Millsaps	121	2,597	21.46
29.	Bluffton	104	2,229	21.43
30.	St. Mary's (Md.)	145	3,102	21.39

Match Winning Percentage

Rank	Team	W	L	Pct.
1.	Washington-St. Louis	35	2	.946
	Juniata	35	2	.946
3.	Austin	34	3	.919
4.	Wis.-Whitewater	40	4	.909
5.	Colby	37	4	.902
6.	Bridgewater (Va.)	29	4	.879
7.	Southwestern (Tex.)	36	5	.878
	Wis.-Oshkosh	36	5	.878
9.	Wittenberg	34	5	.872
10.	Capital	32	5	.865
	Wash. & Lee	32	5	.865
12.	Wis.-Eau Claire	30	5	.857
	Cal Lutheran	18	3	.857
14.	Hiram	28	5	.848
15.	Whitworth	22	4	.846
16.	Chris. Newport	32	6	.842
	Emory	32	6	.842
	Eastern	32	6	.842
19.	Stevens Institute	31	6	.838
20.	Coast Guard	25	5	.833
21.	Carleton	22	5	.815
22.	New York U.	35	8	.814
23.	Wash. & Jeff.	26	6	.813
	Lebanon Valley	26	6	.813
25.	Carthage	30	7	.811
	St. Thomas (Minn.)	30	7	.811
	St. Norbert	30	7	.811
28.	Concordia-M'head	21	5	.808
	Linfield	21	5	.808
30.	Greensboro	29	7	.806
	Tufts	29	7	.806
32.	Cortland St.	33	8	.805
33.	Rochester Inst.	32	8	.800
34.	St. Benedict	23	6	.793
35.	Wis.-Platteville	29	8	.784
36.	Wooster	25	7	.781
	Randolph-Macon	25	7	.781
38.	Ithaca	31	9	.775
39.	Johns Hopkins	24	7	.774
40.	Hope	27	8	.771
41.	Calvin	30	9	.769
	Colby-Sawyer	30	9	.769
43.	Smith	23	7	.767
44.	New Jersey City	26	8	.765
	Springfield	26	8	.765
	Penn St.-Behrend	26	8	.765
47.	MIT	29	9	.763
	Russell Sage	29	9	.763
49.	Elmhurst	31	10	.756
50.	Richard Stockton	27	9	.750
	Ohio Northern	27	9	.750
	Wis.-La Crosse	24	8	.750

2005 Conference Standings

Division I Conference Standings	132
Division II Conference Standings	134
Division III Conference Standings.....	136



2005 NCAA Division I Conference Standings

AMERICA EAST CONFERENCE

Team	Conference			Full Season		
	W	L	Pct.	W	L	Pct.
Albany (N.Y.)	11	1	.917	28	4	.875
Binghamton#	10	2	.833	20	12	.625
Maine	8	4	.667	11	13	.458
Stony Brook	5	7	.417	12	18	.400
UMBC	4	8	.333	11	18	.379
New Hampshire	4	8	.333	7	20	.259
Hartford	0	12	.000	8	22	.267

ATLANTIC COAST CONFERENCE

Team	Conference			Full Season		
	W	L	Pct.	W	L	Pct.
North Carolina	18	4	.818	23	10	.697
Maryland	18	4	.818	28	5	.848
Duke	17	5	.773	24	8	.750
Virginia	15	7	.682	20	11	.645
Georgia Tech	12	10	.545	16	15	.516
Miami (Fla.)	11	11	.500	16	14	.533
Florida St.	11	11	.500	13	17	.433
Wake Forest	10	12	.455	17	14	.548
Virginia Tech	8	14	.364	12	18	.400
Clemson	7	15	.318	12	18	.400
Boston College	4	18	.182	9	22	.290
North Carolina St.	1	21	.045	7	23	.233

ATLANTIC SUN CONFERENCE

Team	Conference			Full Season		
	W	L	Pct.	W	L	Pct.
Fla. Atlantic#	9	0	1.000	29	3	.906
Jacksonville	8	1	.889	15	14	.517
North Fla.	7	2	.778	19	10	.655
Belmont	6	3	.667	22	15	.595
Lipscomb	5	4	.556	13	20	.394
Mercer	4	5	.444	11	16	.407
East Tenn. St.	3	6	.333	18	14	.563
Stetson	2	7	.222	10	17	.370
Campbell	1	8	.111	10	22	.313
Gardner-Webb	0	9	.000	9	28	.243

ATLANTIC 10 CONFERENCE

Team	Conference			Full Season		
	W	L	Pct.	W	L	Pct.
East Division						
Temple	11	2	.846	23	13	.639
Charlotte	8	5	.615	17	16	.515
George Washington	5	8	.385	14	15	.483
Fordham	5	8	.385	19	14	.576
La Salle	1	12	.077	11	20	.355
West Division						
Dayton#	12	1	.923	24	11	.686
Xavier	10	3	.769	21	11	.656
St. Louis	6	7	.462	14	16	.467
Duquesne	5	8	.385	15	13	.536
Rhode Island	2	11	.154	8	20	.286

BIG EAST CONFERENCE

Team	Conference			Full Season		
	W	L	Pct.	W	L	Pct.
Notre Dame#	13	1	.929	30	4	.882
Louisville	13	1	.929	31	3	.912
Syracuse	11	3	.786	25	10	.714
Cincinnati	9	5	.643	20	12	.625
St. John's (N.Y.)	9	5	.643	23	9	.719
Pittsburgh	9	5	.643	17	13	.567
Marquette	8	6	.571	17	13	.567
Villanova	8	6	.571	21	11	.656
Connecticut	7	7	.500	15	13	.536
Rutgers	6	8	.429	11	15	.423
West Virginia	4	10	.286	16	13	.552
Seton Hall	4	10	.286	14	16	.467
Georgetown	2	12	.143	6	22	.214
DePaul	1	13	.071	4	23	.148
South Fla.	1	13	.071	3	22	.120

BIG SKY CONFERENCE

Team	Conference			Full Season		
	W	L	Pct.	W	L	Pct.
Sacramento St.#	13	1	.929	26	9	.743
Portland St.	10	4	.714	21	9	.700
Eastern Wash.	10	4	.714	23	9	.719
Montana St.	7	7	.500	15	15	.500

#Conference tournament champions

Team	Conference			Full Season		
	W	L	Pct.	W	L	Pct.
Idaho St.	5	9	.357	11	18	.379
Weber St.	5	9	.357	11	19	.367
Montana	3	11	.214	14	15	.483
Northern Ariz.	3	11	.214	4	19	.174

BIG SOUTH CONFERENCE

Team	Conference			Full Season		
	W	L	Pct.	W	L	Pct.
Winthrop#	14	0	1.000	28	6	.824
Coastal Caro.	12	2	.857	19	12	.613
UNC Asheville	10	4	.714	25	7	.781
Birmingham So.	6	8	.429	14	15	.483
High Point	5	9	.357	16	17	.485
Liberty	5	9	.357	9	22	.290
Charleston So.	4	10	.286	14	18	.438
Radford	0	14	.000	3	22	.120

BIG TEN CONFERENCE

Team	Conference			Full Season		
	W	L	Pct.	W	L	Pct.
Penn St.	20	0	1.000	31	3	.912
Wisconsin	15	5	.750	26	7	.788
Minnesota	14	6	.700	25	8	.758
Ohio St.	14	6	.700	22	9	.710
Purdue	12	8	.600	25	9	.735
Northwestern	10	10	.500	20	11	.645
Illinois	7	13	.350	16	15	.516
Michigan	7	13	.350	13	16	.448
Michigan St.	5	15	.250	12	18	.400
Iowa	4	16	.200	14	19	.424
Indiana	2	18	.100	9	23	.281

BIG 12 CONFERENCE

Team	Conference			Full Season		
	W	L	Pct.	W	L	Pct.
Nebraska	19	1	.950	33	2	.943
Texas	17	3	.850	24	5	.828
Missouri	16	4	.800	25	5	.833
Kansas St.	11	9	.550	21	11	.656
Colorado	10	10	.500	15	13	.536
Texas A&M	9	11	.450	16	14	.533
Iowa St.	9	11	.450	16	15	.516
Kansas	7	13	.350	15	15	.500
Baylor	6	14	.300	15	17	.469
Texas Tech	4	16	.200	11	20	.355
Oklahoma	2	18	.100	7	22	.241

BIG WEST CONFERENCE

Team	Conference			Full Season		
	W	L	Pct.	W	L	Pct.
Long Beach St.	12	2	.857	25	7	.781
UC Santa Barb.	12	2	.857	21	9	.700
Cal Poly	10	4	.714	19	6	.760
Pacific	8	6	.571	16	14	.533
Cal St. Fullerton	5	9	.357	14	15	.483
UC Riverside	4	10	.286	16	11	.593
UC Irvine	3	11	.214	10	20	.333
Cal St. Northridge	2	12	.143	4	23	.148

COLONIAL ATHLETIC ASSOCIATION

Team	Conference			Full Season		
	W	L	Pct.	W	L	Pct.
Hofstra	16	2	.889	19	8	.704
William & Mary	15	3	.833	22	9	.710
Towson	14	4	.778	28	7	.800
VCU#	11	7	.611	22	12	.647
James Madison	8	10	.444	14	13	.519
Northeastern	8	10	.444	11	16	.407
Delaware	7	11	.389	11	20	.355
UNC Wilmington	1	17	.056	5	23	.179
George Mason	1	17	.056	4	21	.160

CONFERENCE USA

Team	Conference			Full Season		
	W	L	Pct.	W	L	Pct.
Marshall#	15	1	.938	26	6	.813
Houston	10	4	.714	18	12	.600
Tulsa	10	5	.667	23	8	.742
UTEP	10	6	.625	21	10	.677
East Caro.	9	6	.600	20	10	.667
Rice	8	7	.533	17	12	.586

Team	Conference			Full Season		
	W	L	Pct.	W	L	Pct.
SMU	8	7	.533	13	16	.448
Memphis	7	7	.500	16	16	.500
UCF	6	10	.375	9	17	.346
UAB	5	10	.333	14	13	.519
Tulane	2	13	.133	5	16	.238
Southern Miss.	0	14	.000	6	19	.240

HORIZON LEAGUE

Team	Conference			Full Season		
	W	L	Pct.	W	L	Pct.
Wis.-Milwaukee	12	2	.857	20	9	.690
Cleveland St.	11	3	.786	19	10	.655
Loyola (Ill.)#	8	6	.571	13	18	.419
Ill.-Chicago	8	6	.571	12	19	.387
Wis.-Green Bay	6	8	.429	15	15	.500
Butler	6	8	.429	11	16	.407
Wright St.	5	9	.357	12	20	.375
Youngstown St.	0	14	.000	7	22	.241

IVY LEAGUE

Team	Conference			Full Season		
	W	L	Pct.	W	L	Pct.
Cornell	12	2	.857	19	6	.760
Yale	11	3	.786	20	4	.833
Brown	9	5	.643	12	13	.480
Princeton	8	6	.571	17	8	.680
Penn.	7	7	.500	10	16	.385
Dartmouth	5	9	.357	12	12	.500
Columbia	4	10	.286	6	19	.240
Harvard	0	14	.000	3	21	.125

METRO ATLANTIC ATHLETIC CONFERENCE

Team	Conference			Full Season		
	W	L	Pct.	W	L	Pct.
Fairfield	8	1	.889	18	15	.545
Siena#	7	2	.778	20	12	.625
Iona	6	3	.667	11	20	.355
Niagara	6	3	.667	16	10	.615
St. Peter's	5	4	.556	16	13	.552
Manhattan	5	4	.556	17	16	.515
Canisius	3					

MID-EASTERN ATHLETIC CONFERENCE

Team	Conference			Full Season		
	W	L	Pct.	W	L	Pct.
Florida A&M#	10	0	1.000	22	6	.786
N.C. A&T	9	1	.900	22	18	.550
Delaware St.	6	4	.600	12	19	.387
Morgan St.	6	4	.600	12	19	.387
Howard	5	5	.500	7	20	.259
Bethune-Cookman	5	5	.500	12	21	.364
Coppin St.	5	5	.500	7	25	.219
Hampton	4	6	.400	20	15	.571
South Carolina St.	3	7	.300	8	21	.276
Md.-East. Shore	2	8	.200	5	28	.152
Norfolk St.	0	10	.000	2	23	.080

MISSOURI VALLEY CONFERENCE

Team	Conference			Full Season		
	W	L	Pct.	W	L	Pct.
Wichita St.	18	0	1.000	28	3	.903
Missouri St.#	15	3	.833	24	9	.727
Illinois St.	13	5	.722	17	12	.586
UNI	12	6	.667	20	12	.625
Creighton	10	8	.556	16	14	.533
Bradley	9	9	.500	16	16	.500
Southern Ill.	6	12	.333	10	18	.357
Evansville	5	13	.278	10	22	.313
Drake	2	16	.111	4	27	.129
Indiana St.	0	18	.000	0	29	.000

MOUNTAIN WEST CONFERENCE

Team	Conference			Full Season		
	W	L	Pct.	W	L	Pct.
Brigham Young	14	2	.875	25	4	.862
Colorado St.	12	4	.750	21	9	.700
Utah#	11	5	.688	23	9	.719
UNLV	10	6	.625	15	15	.500
San Diego St.	8	8	.500	16	14	.533
Wyoming	7	9	.438	12	16	.429
New Mexico	6	10	.375	14	14	.500
TCU	3	13	.188	16	18	.471
Air Force	1	15	.063	5	28	.152

NORTHEAST CONFERENCE

Team	Conference			Full Season		
	W	L	Pct.	W	L	Pct.
Long Island#	8	0	1.000	26	14	.650
Robert Morris	7	1	.875	16	13	.552
Central Conn. St.	5	3	.625	18	8	.692
St. Francis (Pa.)	5	3	.625	10	21	.323
Quinnipiac	3	5	.375	6	19	.240
Sacred Heart	3	5	.375	6	21	.222
Wagner	3	5	.375	6	21	.222
Fairleigh Dickinson	2	6	.250	12	21	.364
St. Francis (N.Y.)	0	8	.000	0	28	.000

OHIO VALLEY CONFERENCE

Team	Conference			Full Season		
	W	L	Pct.	W	L	Pct.
Eastern Ky.	14	2	.875	23	7	.767
Tennessee St.	14	2	.875	22	11	.667
Jacksonville St.#	13	3	.813	19	11	.633
Eastern Ill.	12	4	.750	16	9	.640
Southeast Mo. St.	11	5	.688	16	16	.500
Austin Peay	5	11	.313	10	21	.323
Samford	5	11	.313	9	21	.300
Murray St.	5	11	.313	7	16	.304
Tennessee St.	3	13	.188	7	22	.241
Tenn.-Martin	3	13	.188	5	29	.147
Morehead St.	2	14	.125	6	26	.188

PACIFIC-10 CONFERENCE

Team	Conference			Full Season		
	W	L	Pct.	W	L	Pct.
Washington#	17	1	.944	32	1	.970
Stanford	14	4	.778	26	6	.813
Arizona	14	4	.778	25	6	.806
Southern California	12	6	.667	17	11	.607
California	10	8	.556	19	11	.633
UCLA	10	8	.556	20	11	.645
Oregon St.	7	11	.389	11	13	.458
Arizona St.	3	15	.167	8	20	.286
Washington St.	2	16	.111	9	22	.290
Oregon	1	17	.056	12	18	.400

PATRIOT LEAGUE

Team	Conference			Full Season		
	W	L	Pct.	W	L	Pct.
American#	13	1	.929	25	10	.714
Navy	10	4	.714	21	8	.724
Army	10	4	.714	21	7	.750
Bucknell	9	5	.643	17	14	.548
Colgate	6	8	.429	7	20	.259
Lafayette	5	9	.357	16	14	.533
Holy Cross	3	11	.214	7	19	.269
Lehigh	0	14	.000	7	22	.241

SOUTHEASTERN CONFERENCE

Team	Conference			Full Season		
	W	L	Pct.	W	L	Pct.
Eastern Division						
Florida#	15	1	.938	33	3	.917
Tennessee	13	3	.813	25	8	.758
Kentucky	10	6	.625	17	12	.586
Georgia	5	11	.313	10	18	.357
South Carolina	5	11	.313	13	14	.481
Western Division						
LSU	11	5	.688	21	8	.724
Arkansas	11	5	.688	21	12	.636
Alabama	9	7	.563	23	11	.676
Mississippi St.	6	10	.375	15	12	.556
Auburn	2	14	.125	8	16	.333
Mississippi	1	15	.063	7	22	.241

SOUTHERN CONFERENCE

Team	Conference			Full Season		
	W	L	Pct.	W	L	Pct.
Col. of Charleston#	18	0	1.000	32	2	.941
Appalachian St.	14	4	.778	21	9	.700
Ga. Southern	13	5	.722	20	11	.645
Chattanooga	12	6	.667	17	13	.567
Davidson	11	7	.611	15	17	.469
Furman	9	9	.500	13	15	.464
Wofford	7	11	.389	12	16	.429
Western Caro.	7	11	.389	8	24	.250
Elon	6	12	.333	9	22	.290
UNC Greensboro	2	16	.111	5	25	.167
Citadel	0	18	.000	4	27	.129

SOUTHLAND CONFERENCE

Team	Conference			Full Season		
	W	L	Pct.	W	L	Pct.
Stephen F. Austin	19	0	1.000	28	3	.903
Sam Houston St.	14	5	.737	17	13	.567
UTSA	12	6	.667	18	11	.621
Texas St.#	12	6	.667	17	15	.531
McNeese St.	10	6	.625	15	11	.577
Northwestern St.	9	9	.500	11	16	.407
La.-Monroe	8	10	.444	15	16	.484
Lamar	6	10	.375	8	21	.276
Tex.-Arlington	4	14	.222	6	21	.222
Southeastern La.	2	15	.118	6	21	.222
Nicholls St.	1	16	.059	1	17	.056

SOUTHWESTERN ATHLETIC CONFERENCE

Team	Conference			Full Season		
	W	L	Pct.	W	L	Pct.
Eastern Division						
Mississippi Val.	7	1	.875	26	4	.867
Alabama A&M#	7	1	.875	15	12	.556
Jackson St.	3	5	.375	11	18	.379
Alabama St.	2	5	.286	10	17	.370
Alcorn St.	0	8	.000	0	25	.000
Western Division						
Grambling	8	0	1.000	18	16	.529
Prairie View	6	2	.750	15	19	.441
Southern U.	3	5	.375	9	13	.409
Ark.-Pine Bluff	2	6	.250	2	22	.083
Texas Southern	1	7	.125	4	19	.174

SUN BELT CONFERENCE

Team	Conference			Full Season		
	W	L	Pct.	W	L	Pct.
East Division						
Western Ky.#	12	0	1.000	31	3	.912
Middle Tenn.	10	2	.833	28	4	.875

Team	Conference			Full Season		
	W	L	Pct.	W	L	Pct.
Ark.-Little Rock	8	5	.615	18	12	.600
Florida Int'l	5	6	.455	15	13	.536
Arkansas St.	4	9	.308	11	19	.367
West Division						
Denver	8	4	.667	17	11	.607
North Texas	8	5	.615	14	18	.438
Troy	3	10	.231	10	15	.400
La.-Lafayette	2	10	.167	5	20	.200
South Ala.	2	11	.154	9	18	.333
New Orleans I	0	0	.000	4	0	1.000

WEST COAST CONFERENCE

Team	Conference			Full Season		
	W	L	Pct.	W	L	Pct.
Santa Clara	12	2	.857	27	5	.844
San Diego	10	4	.714	23	6	.793
Pepperdine	10	4	.714	19	12	.613
St. Mary's (Cal.)	9	5	.643	19	10	.655
Loyola Marymount	7	7	.500	19	11	.633
San Francisco	4	10	.286	18	13	.581
Gonzaga	2	12	.143	10	21	.323
Portland	2	12	.143	5	22	.185

WESTERN ATHLETIC CONFERENCE

Team	Conference			Full Season		
	W	L	Pct.	W	L	Pct.
Hawaii#	16	0	1.000	27	7	.794
New Mexico St.	11	5	.688	20	7	.741
Utah St.	11	5	.688	21	13	.618
Nevada	10	6	.625	18	13	.581
Idaho	8	8	.500	16	14	.533
San Jose St.	7	9	.250	12	17	.414
Fresno St.	4	12	.500	7	21	.250
Boise St.	3	13	.125	8	18	.308
Louisiana Tech	2	14	.438	15	18	.455

DIVISION I INDEPENDENTS

Team	Full Season		
	W	L	Pct.
IPFW	24	6	.800
^North Dakota St.	5	31	.139
^Northern Colo.	14	16	.467
Providence	7	28	.200
Savannah St.	5	26	.161
Tex. A&M-Corp. Christi	14	15	.483
Tex.-Pan American	10	19	.345

^Reclassifying members from Division II

2005 NCAA Division II Conference Standings

CALIFORNIA COLLEGIATE ATHLETIC ASSOCIATION

Team	Conference			Full Season		
	W	L	Pct.	W	L	Pct.
Cal St. L.A.	16	2	.889	28	3	.903
Cal Poly Pomona	16	2	.889	24	3	.889
Cal St. San B'dino	13	5	.722	21	8	.724
Cal St. Bakersfield	13	5	.722	20	9	.690
UC San Diego	11	7	.611	19	8	.704
Cal St. Chico	8	10	.444	13	13	.500
Sonoma St.	5	13	.278	11	16	.407
Cal St. Monterey Bay	5	13	.278	13	16	.448
Cal St. Dom. Hills	2	16	.111	6	20	.231
Cal St. Stanislaus	1	17	.056	4	20	.167

CAROLINAS-VIRGINIA ATHLETICS CONFERENCE

Team	Conference			Full Season		
	W	L	Pct.	W	L	Pct.
Mount Olive	19	1	.950	28	8	.778
Lees-McRae	18	2	.900	29	11	.725
Coker	15	5	.750	17	15	.531
Converse	12	8	.600	22	15	.595
Belmont Abbey	11	9	.550	12	13	.480
Limestone	9	11	.450	19	17	.528
Pfeiffer	9	11	.450	10	20	.333
Anderson (S.C.)	7	13	.350	12	23	.343
Barton	7	13	.350	10	28	.263
St. Andrews	3	17	.150	3	24	.111
Queens (N.C.)	0	20	.000	1	29	.033

CENTRAL ATLANTIC COLLEGIATE CONFERENCE

Team	Conference			Full Season		
	W	L	Pct.	W	L	Pct.
Philadelphia U.	21	1	.955	30	5	.857
Goldey-Beacom#	20	2	.909	25	7	.781
Phila. Sciences	14	8	.636	19	13	.594
Post	14	8	.636	18	17	.514
Wilmington (Del.)	13	9	.591	15	21	.417
Bloomfield	12	10	.545	14	14	.500
Georgian Court	11	11	.500	14	16	.467
N.J. Inst. of Tech.	9	13	.409	9	20	.310
Dominican (N.Y.)	7	15	.318	8	18	.308
Holy Family	7	15	.318	9	26	.257
Nyack	3	19	.136	4	24	.143
Felician	1	21	.045	1	25	.038

CENTRAL INTERCOLLEGIATE ATHLETIC ASSOCIATION

Team	Conference			Full Season		
	W	L	Pct.	W	L	Pct.
Eastern Division						
Virginia Union	14	2	.875	20	11	.645
Bowie St.	9	7	.563	11	17	.393
Elizabeth City St.	8	8	.500	12	13	.480
Virginia St.	6	10	.375	8	20	.286
Shaw	5	11	.313	5	15	.250
St. Paul's	0	16	.000	0	18	.000
Western Division						
N.C. Central#	16	0	1.000	29	13	.690
St. Augustine's	14	2	.875	19	6	.760
Fayetteville St.	11	5	.688	15	17	.469
Johnson C. Smith	4	12	.250	6	17	.261
Winston-Salem	5	11	.313	8	22	.267
Livingstone	4	12	.250	8	18	.308

Team	Conference			Full Season		
	W	L	Pct.	W	L	Pct.
West. Central#	16	0	1.000	29	13	.690
St. Augustine's	14	2	.875	19	6	.760
Fayetteville St.	11	5	.688	15	17	.469
Johnson C. Smith	4	12	.250	6	17	.261
Winston-Salem	5	11	.313	8	22	.267
Livingstone	4	12	.250	8	18	.308

GREAT LAKES INTERCOLLEGIATE ATHLETIC CONFERENCE

Team	Conference			Full Season		
	W	L	Pct.	W	L	Pct.
North Division						
Grand Valley St.#	15	3	.833	32	6	.842
Northwood	14	4	.778	23	11	.676
Ferris St.	12	6	.667	22	10	.688
Northern Mich.	12	6	.667	15	12	.556
Michigan Tech.	6	12	.333	10	18	.357
Lake Superior St.	6	12	.333	9	22	.290
Saginaw Valley	2	16	.111	8	23	.258

#Conference tournament champions

Team	Conference			Full Season		
	W	L	Pct.	W	L	Pct.
South Division						
Ashland	13	4	.765	23	10	.697
Findlay	12	6	.667	22	10	.688
Hillsdale	12	6	.667	19	12	.613
Wayne St. (Mich.)	8	9	.471	16	10	.615
Mercyhurst	3	14	.176	13	15	.464
Gannon	0	17	.000	5	22	.185

GREAT LAKES VALLEY CONFERENCE

Team	Conference			Full Season		
	W	L	Pct.	W	L	Pct.
Rockhurst	15	1	.938	29	7	.806
SIU Edwardsville	14	2	.875	28	6	.824
Northern Ky.	12	4	.750	26	7	.788
Southern Ind.	11	5	.688	19	13	.594
Indianapolis	11	5	.688	24	14	.632
Lewis	9	7	.563	17	13	.567
Drury	8	8	.500	12	18	.400
Bellarmine	8	8	.500	16	14	.533
Mo.-St. Louis	6	10	.375	6	22	.214
Wis.-Parkside	4	12	.250	6	25	.194
Wis.-Joseph's (Ind.)	4	12	.250	10	22	.313
Quincy	2	14	.125	4	20	.167
Ky. Wesleyan	0	16	.000	2	24	.077

GREAT NORTHWEST ATHLETIC CONFERENCE

Team	Conference			Full Season		
	W	L	Pct.	W	L	Pct.
Central Wash	16	2	.889	23	5	.821
Seattle Pacific	16	2	.889	22	6	.786
Seattle	14	4	.778	17	12	.586
Western Wash	13	5	.722	18	9	.667
Humboldt St.	9	9	.500	13	13	.500
Western Ore.	9	9	.500	11	15	.423
Northwest Nazarene	7	11	.389	9	17	.346
Alas. Anchorage	4	14	.222	7	19	.269
Alas. Fairbanks	1	17	.056	1	21	.045
St. Martin's	1	17	.056	1	24	.040

GULF SOUTH CONFERENCE

Team	Conference			Full Season		
	W	L	Pct.	W	L	Pct.
East Division						
North Ala.#	14	0	1.000	36	2	.947
West Fla.	11	3	.786	24	7	.774
Ala.-Huntsville	10	4	.714	24	13	.649
West Ga.	8	6	.571	21	18	.538
Lincoln Memorial	5	9	.357	20	16	.556
Montevallo	5	9	.357	21	16	.568
Valdosta St.	1	13	.071	10	23	.303
West Ala.	2	12	.143	10	24	.294
West Division						
Harding	13	1	.929	33	5	.868
Arkansas Tech	9	5	.643	25	12	.676
Central Ark.	8	6	.571	24	14	.632
Christian Bros.	7	7	.500	23	14	.622
Ouachita Baptist	6	8	.429	14	22	.389
Henderson St.	5	9	.357	10	23	.303
Ark.-Monticello	4	10	.286	9	18	.333
Southern Ark.	4	10	.286	13	16	.448

HEARTLAND CONFERENCE

Team	Conference			Full Season		
	W	L	Pct.	W	L	Pct.
Western N.M.#	11	1	.917	26	4	.867
Incarinate Word	9	3	.750	17	17	.500
Mont. St.-Billings	7	5	.583	20	8	.714
St. Mary's (Tex.)	7	5	.583	15	18	.455
St. Edward's	4	8	.333	10	22	.226
Dallas Baptist	4	8	.333	13	22	.000
Okla. Panhandle	0	12	.000	0	32	.000

LONE STAR CONFERENCE

Team	Conference			Full Season		
	W	L	Pct.	W	L	Pct.
North Division						
Central Okla.	12	0	1.000	27	8	.771
Texas Woman's	8	4	.667	17	19	.472
Midwestern St.	7	5	.583	26	12	.684

Team	Conference			Full Season		
	W	L	Pct.	W	L	Pct.
Southeastern Okla.	6	6	.500	19	16	.543
Cameron	5	7	.417	15	14	.517
Tex. A&M-Commerce	2	9	.182	10	19	.345
Southwestern Okla. ..	1	10	.091	5	27	.156

South Division

Abilene Christian#	10	0	1.000	31	4	.886
West Tex. A&M	8	2	.800	27	10	.730
Tex. A&M-Kingsville...	6	4	.600	11	21	.344
Eastern N.M.	3	7	.300	8	19	.296
Tarleton St.	2	8	.200	16	17	.485
Angelo St.	1	9	.100	9	23	.281

MID-AMERICA INTERCOLLEGIATE ATHLETICS ASSOCIATION

Team	Conference			Full Season		
	W	L	Pct.	W	L	Pct.
Washburn	15	1	.938	35	3	.921
Truman	13	3	.813	32	6	.842
Central Mo. St.	12	4	.750	26	10	.722
Emporia St.	11	5	.688	24	8	.750
Mo. Western St.	7	9	.438	17	15	.531
Pittsburg St.	6	10	.375	13	20	.394
Northwest Mo. St.	5	11	.313	15	19	.441
Mo. Southern St.	3	13	.188	11	22	.333
Southwest Baptist	0	16	.000	4	30	.118

NEW YORK COLLEGIATE ATHLETIC CONFERENCE

Team	Conference			Full Season		
	W	L	Pct.	W	L	Pct.
Dowling#	9	0	1.000	33	8	.805
Mercy	7	2	.778	20	12	.625
NYIT	6	3	.667	16	16	.500
New Haven	5	4	.556	12	17	.414
Bridgeport	5	4	.556	17	13	.567
Queens (N.Y.)	5	4	.556	11	16	.407
C.W. Post	4	5	.444	21	15	.583
Adelphi	3	6	.333	13	17	.433
Concordia (N.Y.)	1	8	.111	10	20	.333
Molloy	0	9	.000	1	19	.050

NORTH CENTRAL CONFERENCE

Team	Conference			Full Season		
	W	L	Pct.	W	L	Pct.
Winona St.....	4	10	.286	16	17	.485
Minn.-Crookston.....	2	12	.143	8	19	.296
Bemidji St.....	0	14	.000	3	31	.088

PACIFIC WEST CONFERENCE

Did not compete for regular-season conference title

Team	Conference			Full Season		
	W	L	Pct.	W	L	Pct.
Hawaii Pacific.....	24	3	.889			
BYU-Hawaii.....	19	3	.864			
Hawaii-Hilo.....	12	11	.522			
Chaminade.....	8	12	.400			

PEACH BELT CONFERENCE

Team	Conference			Full Season		
	W	L	Pct.	W	L	Pct.
Armstrong Atlantic.....	11	1	.917	22	12	.647
Francis Marion#.....	10	2	.833	29	11	.725
S.C. Upstate.....	8	4	.667	21	13	.618
S.C.-Aiken.....	7	5	.583	16	14	.533
UNC Pembroke.....	4	8	.333	11	21	.344
Augusta St.....	2	10	.167	6	27	.182
Lander.....	0	12	.000	6	27	.182

PENNSYLVANIA STATE ATHLETIC CONFERENCE

Team	Conference			Full Season		
	W	L	Pct.	W	L	Pct.
Western Division						
Lock Haven#.....	10	0	1.000	32	5	.865
California (Pa.).....	8	2	.800	33	3	.917
Edinboro.....	4	6	.400	26	15	.634
Slippery Rock.....	4	6	.400	24	10	.706
Indiana (Pa.).....	3	7	.300	25	11	.694
Clarion.....	1	9	.100	23	12	.657

Team	Conference			Full Season		
	W	L	Pct.	W	L	Pct.
Eastern Division						
Kutztown.....	7	3	.700	21	11	.656
Millersville.....	6	4	.600	15	16	.484
West Chester.....	6	4	.600	20	14	.588
Shippensburg.....	6	4	.600	22	17	.564
East Stroudsburg.....	5	5	.500	15	14	.517
Cheyney.....	0	10	.000	0	24	.000

ROCKY MOUNTAIN ATHLETIC CONFERENCE

Team	Conference			Full Season		
	W	L	Pct.	W	L	Pct.
East Division						
Neb.-Kearney#.....	19	0	1.000	38	2	.950

#Conference tournament champions

Team	Conference			Full Season		
	W	L	Pct.	W	L	Pct.
Metro St.....	15	4	.789	22	9	.710
Colorado Mines.....	11	8	.579	20	11	.645
Fort Hays St.....	10	9	.526	16	15	.516
Regis (Colo.).....	5	14	.263	6	21	.222
Chadron St.....	2	17	.105	3	26	.103
Colo. Christian.....	0	19	.000	1	29	.033

Team	Conference			Full Season		
	W	L	Pct.	W	L	Pct.
West Division						
Mesa St.....	15	4	.789	23	7	.767
N.M. Highlands.....	13	6	.684	19	8	.704
UC-Colo. Spgs.....	12	7	.632	16	13	.552
Fort Lewis.....	12	7	.632	13	16	.448
Adams St.....	8	11	.421	11	15	.423
Colorado St.-Pueblo...	7	12	.368	11	16	.407
Western St.....	4	15	.211	6	22	.214

SOUTHERN INTERCOLLEGIATE ATHLETIC CONFERENCE

Team	Conference			Full Season		
	W	L	Pct.	W	L	Pct.
East Division						
Paine.....	7	1	.875	35	4	.897
Albany St. (Ga.)#.....	6	2	.750	21	21	.500
Clark Atlanta.....	5	3	.625	21	7	.750
Benedict.....	2	6	.250	13	16	.448
Fort Valley St.....	0	8	.000	9	25	.265

Team	Conference			Full Season		
	W	L	Pct.	W	L	Pct.
West Division						
Kentucky St.....	10	0	1.000	24	16	.600
LeMoyné-Owen.....	8	2	.800	16	7	.696
Miles.....	6	4	.600	10	15	.400
Tuskegee.....	4	6	.400	6	17	.261
Lane.....	1	9	.100	4	15	.211
Stillman.....	1	9	.100	2	18	.100

SOUTH ATLANTIC CONFERENCE

Team	Conference			Full Season		
	W	L	Pct.	W	L	Pct.
Presbyterian#.....	14	0	1.000	32	5	.865
Wingate.....	11	3	.786	25	6	.806
Carson-Newman.....	9	5	.643	17	17	.500
Lenoir-Rhyne.....	8	6	.571	22	12	.647
Newberry.....	5	9	.357	13	17	.433
Catawba.....	5	9	.357	12	17	.414
Mars Hill.....	2	12	.143	13	22	.371
Tusculum.....	2	12	.143	9	22	.290

SUNSHINE STATE CONFERENCE

Team	Conference			Full Season		
	W	L	Pct.	W	L	Pct.
Tampa.....	13	1	.929	29	4	.879
Fla. Southern.....	14	2	.875	33	4	.892
Barry.....	10	3	.769	18	10	.643

Team	Conference			Full Season		
	W	L	Pct.	W	L	Pct.
Rollins.....	9	6	.600	25	11	.694
St. Leo.....	6	9	.400	12	18	.400
Lynn.....	5	9	.357	10	13	.435
Florida Tech.....	4	12	.250	9	24	.273
Eckerd.....	3	11	.214	12	16	.429
Nova Southeastern....	2	13	.133	6	19	.240

WEST VIRGINIA INTERCOLLEGIATE ATHLETIC CONFERENCE

Team	Conference			Full Season		
	W	L	Pct.	W	L	Pct.
Wheeling Jesuit.....	17	1	.944	21	17	.553
Charleston (W.V.)#.....	17	1	.944	26	10	.722
West Virginia St.....	15	3	.833	24	13	.649
West Va. Wesleyan.....	15	3	.833	18	16	.529
Fairmont St.....	14	4	.778	20	19	.513
Davis & Elkins.....	11	7	.611	17	16	.515
Shepherd.....	10	8	.556	14	19	.424
Salem Int'l.....	8	10	.444	8	13	.381
Concord.....	8	10	.444	13	19	.406
Alderson-Broaddus....	7	11	.389	9	22	.290
Ohio Valley.....	5	13	.278	10	29	.256
Glenville St.....	3	15	.167	3	28	.097
Bluefield St.....	3	15	.167	6	17	.261
West Liberty St.....	2	16	.111	2	24	.077
West Va. Tech.....	0	18	.000	0	19	.000

DIVISION II INDEPENDENTS

Team	Conference			Full Season		
	W	L	Pct.	W	L	Pct.
^Chowan.....				6	15	.286
Dist. Columbia.....				3	10	.231
Fla. Gulf Coast.....				27	4	.871
Pitt.-Johnstown.....				11	18	.379
Tiffin.....				18	21	.462
Upper Iowa.....				11	21	.344

^Reclassifying member from Division III



Scott Anderson/NCAA Photos

Grand Valley State, champion of the Great Lakes Intercollegiate Athletic Conference, celebrates its 2005 Division II national championship, after defeating Nebraska-Kearney.

2005 NCAA Division III Conference Standings

ALLEGHENY MOUNTAIN COLLEGIATE CONFERENCE

Team	Conference			Full Season		
	W	L	Pct.	W	L	Pct.
Penn St.-Behrend	9	0	1.000	26	8	.765
Penn St.-Altoona	8	1	.889	21	7	.750
Frostburg St.	7	2	.778	17	16	.515
Mount Aloysius	6	3	.667	17	11	.607
Pitt.-Bradford	5	4	.556	11	14	.440
Lake Erie	4	5	.444	8	23	.258
Pitt.-Greensburg	3	6	.333	8	25	.242
La Roche	2	7	.222	4	21	.160
Medaille	1	8	.111	5	23	.179
Hilbert	0	9	.000	1	26	.037

AMERICAN SOUTHWEST CONFERENCE

Team	Conference			Full Season		
	W	L	Pct.	W	L	Pct.
East Division						
Austin#	17	1	.944	34	3	.919
East Tex. Baptist	15	3	.833	24	10	.706
Texas-Dallas	12	6	.667	16	17	.485
Texas-Tyler	10	8	.556	13	16	.448
Mississippi Col.	4	14	.222	11	17	.393
LeTourneau	3	15	.167	7	25	.219
West Division						
Hardin-Simmons	17	3	.850	19	11	.633
Texas Lutheran	14	6	.700	15	13	.536
McMurry	12	8	.600	19	10	.655
Sul Ross St.	11	9	.550	16	14	.533
Mary Hardin-Baylor	8	12	.400	14	16	.467
Concordia-Austin	5	15	.250	6	18	.250
Howard Payne	4	16	.200	5	24	.172
Schreiner	2	18	.100	2	22	.083

ATLANTIC WOMEN'S COLLEGES CONFERENCE

Team	Conference			Full Season		
	W	L	Pct.	W	L	Pct.
Notre Dame (Md.)#	12	0	1.000	28	12	.700
Mary Baldwin	9	3	.750	13	18	.419
Hood	9	3	.750	11	16	.407
Chestnut Hill	5	7	.417	9	23	.281
Chatham	5	7	.417	5	20	.200
Trinity (D.C.)	1	11	.083	2	22	.083
Wilson	1	11	.083	1	18	.053

CAPITAL ATHLETIC CONFERENCE

Team	Conference			Full Season		
	W	L	Pct.	W	L	Pct.
Gallaudet#	6	1	.857	23	12	.657
Marymount (Va.)	6	1	.857	21	10	.677
Salisbury	5	2	.714	26	10	.722
Mary Washington	3	4	.429	15	15	.500
Catholic	3	4	.429	13	20	.394
York (Pa.)	3	4	.429	13	19	.406
St. Mary's (Md.)	2	5	.286	20	19	.513
Goucher	0	7	.000	6	26	.188

CENTENNIAL CONFERENCE

Team	Conference			Full Season		
	W	L	Pct.	W	L	Pct.
Gettysburg#	8	2	.800	21	13	.618
Haverford	8	2	.800	18	9	.667
Frank. & Marsh.	8	2	.800	21	10	.677
Swarthmore	6	4	.600	13	15	.464
McDaniel	6	4	.600	10	17	.370
Muhlenberg	4	6	.400	12	16	.429
Dickinson	2	8	.200	7	16	.304
Washington (Md.)	2	8	.200	10	17	.370
Ursinus	1	9	.100	7	18	.280
Bryn Mawr	1	9	.100	5	18	.217

CITY UNIVERSITY OF NEW YORK ATHLETIC CONFERENCE

Team	Conference			Full Season		
	W	L	Pct.	W	L	Pct.
Baruch#	9	0	1.000	17	18	.486
Hunter	8	1	.889	14	20	.412

#Conference tournament champions

Team	Conference			Full Season		
	W	L	Pct.	W	L	Pct.
John Jay	7	2	.778	8	15	.348
Lehman	6	3	.667	11	17	.393
CCNY	5	4	.556	7	16	.304
Staten Island	3	6	.333	6	18	.250
York (N.Y.)	3	6	.333	5	17	.227
City Tech	3	6	.333	5	17	.227
Brooklyn	1	8	.111	4	13	.235
Medgar Evers	0	9	.000	2	28	.067

COMMONWEALTH COAST CONFERENCE

Team	Conference			Full Season		
	W	L	Pct.	W	L	Pct.
Colby-Sawyer#	9	0	1.000	30	9	.769
Endicott	8	1	.889	23	15	.605
Roger Williams	7	2	.778	19	8	.704
Gordon	6	3	.667	13	17	.433
Eastern Nazarene	5	4	.556	15	16	.484
Wentworth Inst.	3	6	.333	14	14	.500
Salve Regina	3	6	.333	9	13	.409
New England	3	6	.333	9	15	.375
Regis (Mass.)	1	8	.111	3	20	.130
Anna Maria	0	9	.000	1	17	.056

EMPIRE 8

Team	Conference			Full Season		
	W	L	Pct.	W	L	Pct.
Ithaca#	7	0	1.000	31	9	.775
Rochester Inst.	6	1	.857	32	8	.800
St. John Fisher	5	2	.714	16	16	.500
Elmira	4	3	.571	15	13	.536
Nazareth	3	4	.429	12	20	.375
Hartwick	2	5	.286	11	22	.333
Utica	1	6	.143	7	17	.292
Alfred	0	7	.000	7	20	.250

GREAT NORTHEAST CONFERENCE

Team	Conference			Full Season		
	W	L	Pct.	W	L	Pct.
Emmanuel (Mass.)#	10	1	.909	20	18	.526
Johnson & Wales (R.I.)	10	1	.909	23	16	.590
Rivier	10	1	.909	23	16	.590
Suffolk	8	3	.727	11	16	.407
Western New Eng.	7	4	.636	15	14	.517
Emerson	6	5	.545	13	13	.500
St. Joseph (Conn.)	5	6	.455	8	19	.296
Simmons	4	7	.364	7	14	.333
Daniel Webster	3	8	.273	9	9	.500
Southern Vt.	2	9	.182	10	14	.417
Pine Manor	1	10	.091	4	14	.222
Albertus Magnus	0	11	.000	1	23	.042

HEARTLAND COLLEGIATE ATHLETIC CONFERENCE

Team	Conference			Full Season		
	W	L	Pct.	W	L	Pct.
Mt. St. Joseph#	7	0	1.000	27	10	.730
Defiance	6	1	.857	21	12	.636
Franklin	4	3	.571	19	14	.576
Anderson (Ind.)	4	3	.571	17	16	.515
Hanover	4	3	.571	17	16	.515
Manchester	2	5	.286	13	19	.406
Transylvania	1	6	.143	12	18	.400
Bluffton	0	7	.000	12	18	.400

COLLEGE CONFERENCE OF ILLINOIS & WISCONSIN

Team	Conference			Full Season		
	W	L	Pct.	W	L	Pct.
Carthage	7	0	1.000	30	7	.811
Millikin	6	1	.857	29	10	.744
Elmhurst#	5	2	.714	31	10	.756
Wheaton (Ill.)	3	4	.429	21	15	.583
Augustana (Ill.)	3	4	.429	19	15	.559
Ill. Wesleyan	3	4	.429	14	17	.452
North Central (Ill.)	1	6	.143	10	24	.294
North Park	0	7	.000	6	26	.188

IOWA INTERCOLLEGIATE ATHLETIC CONFERENCE

Team	Conference			Full Season		
	W	L	Pct.	W	L	Pct.
Central (Iowa)#	8	0	1.000	26	10	.722
Wartburg	7	1	.875	20	14	.588
Buena Vista	5	3	.625	17	15	.531
Cornell College	4	4	.500	13	22	.371
Coe	4	4	.500	19	17	.528
Simpson	4	4	.500	21	14	.600
Dubuque	3	5	.375	19	15	.559
Luther	1	7	.125	3	29	.094
Coe	0	8	.000	9	21	.300

LAKE MICHIGAN CONFERENCE

Team	Conference			Full Season		
	W	L	Pct.	W	L	Pct.
Maranatha Baptist	13	3	.813	24	13	.649
Lakeland	13	3	.813	23	16	.590
Concordia (Wis.)	12	4	.750	18	13	.581
Wis. Lutheran	11	5	.688	14	16	.467
Marian (Wis.)	9	7	.563	17	18	.486
Milwaukee Engr.	6	10	.375	12	23	.343
Dominican (Ill.)\$	4	12	.250	6	27	.182
Edgewood	4	12	.250	5	27	.156
Alverno	0	16	.000	3	31	.088

LIBERTY LEAGUE

Did not compete for regular-season conference title.

Team	Full Season		
	W	L	Pct.
Skidmore	28	12	.700
Vassar	21	12	.636
Clarkson	20	14	.588
Union (N.Y.)	9	29	.237
St. Lawrence	3	29	.094

LITTLE EAST CONFERENCE

Team	Conference			Full Season		
	W	L	Pct.	W	L	Pct.
Eastern Conn. St.#	6	1	.857	28	11	.718
Plymouth St.	6	1	.857	23	17	.575
Keene St.	5	2	.714	17	12	.586
Rhode Island Col.	4	3	.571	22	14	.611
Mass.-Dartmouth	3	4	.429	17	15	.531
Western Conn. St.	3	4	.429	10	14	.417
Mass.-Boston	1	6	.143	7	16	.304
Southern Me.	0	7	.000	6	22	.214

MASSACHUSETTS STATE COLLEGE ATHLETIC CONFERENCE

Team	Conference			Full Season		
	W	L	Pct.	W	L	Pct.
Bridgewater St.#	6	0	1.000	29	10	.744
Framingham St.	5	1	.833	19	12	.613
Westfield St.	4	2	.667	12	11	.522
Worcester St.	3	3	.500	11	17	.393
Mass. Maritime	2	4	.333	5	12	.294
Salem St.	1	5	.167	4	17	.190

Team	Conference			Full Season		
	W	L	Pct.	W	L	Pct.
Moravian.....	4	3	.571	21	10	.677
Elizabethtown.....	4	3	.571	17	15	.531
Widener.....	3	4	.429	17	8	.680
Susquehanna.....	2	5	.286	20	16	.556
Messiah.....	2	5	.286	12	17	.414
Albright.....	0	7	.000	9	23	.281

Freedom Conference						
Team	Conference			Full Season		
	W	L	Pct.	W	L	Pct.
Scranton#.....	5	1	.833	21	18	.538
DeSales.....	4	2	.667	12	15	.444
Lycoming.....	4	2	.667	11	21	.344
FDU-Florham.....	3	2	.600	20	14	.588
King's (Pa.).....	3	3	.500	23	10	.697
Wilkes.....	1	5	.167	11	17	.393
Delaware Valley.....	0	5	.000	7	18	.280

MIDWEST CONFERENCE

Team	Conference			Full Season		
	W	L	Pct.	W	L	Pct.
North Division						
St. Norbert#.....	8	1	.889	30	7	.811
Beloit.....	6	3	.667	17	17	.500
Ripon.....	5	4	.556	13	20	.394
Lawrence.....	3	6	.333	10	15	.400
Carroll (Wis.).....	0	9	.000	2	27	.069
South Division						
Monmouth (Ill.).....	7	2	.778	22	13	.629
Lake Forest.....	8	1	.889	19	12	.613
Illinois Col.....	5	4	.556	21	12	.636
Grinnell.....	2	7	.222	5	25	.167
Knox.....	1	8	.111	3	27	.100

MINNESOTA INTERCOLLEGIATE ATHLETIC CONFERENCE

Team	Conference			Full Season		
	W	L	Pct.	W	L	Pct.
St. Thomas (Minn.)#.....	11	0	1.000	30	7	.811
Carleton.....	10	1	.909	22	5	.815
St. Benedict.....	9	2	.818	23	6	.793
Concordia-M'head.....	8	3	.727	21	5	.808
St. Olaf.....	5	6	.455	14	12	.538
Bethel (Minn.).....	5	6	.455	17	12	.586
Gust. Adolphus.....	5	6	.455	14	11	.560
Hamline.....	4	7	.364	13	15	.464
Macalester.....	4	7	.364	11	17	.393
St. Mary's (Minn.).....	3	8	.273	10	19	.345
Augsburg.....	2	9	.182	6	23	.207
St. Catherine.....	0	11	.000	3	24	.111

NEW ENGLAND SMALL COLLEGE ATHLETIC CONFERENCE

Team	Conference			Full Season		
	W	L	Pct.	W	L	Pct.
Colby#.....	10	0	1.000	37	4	.902
Tufts.....	9	1	.900	29	7	.806
Amherst.....	6	4	.600	17	11	.607
Connecticut Col.....	6	4	.600	16	10	.615
Middlebury.....	6	4	.600	15	12	.556
Trinity (Conn.).....	6	4	.600	17	11	.607
Williams.....	6	4	.600	18	13	.581
Wesleyan (Conn.).....	3	7	.300	16	12	.571
Bates.....	2	8	.200	7	23	.233
Bowdoin.....	1	9	.100	12	17	.414
Hamilton.....	0	10	.000	8	19	.296

NEW ENGLAND WOMEN'S AND MEN'S ATHLETIC CONFERENCE

Team	Conference			Full Season		
	W	L	Pct.	W	L	Pct.
MIT.....	9	0	1.000	29	9	.763
Springfield.....	7	2	.778	26	8	.765
Coast Guard.....	7	2	.778	25	5	.833
Smith#.....	6	3	.667	23	7	.767
Wellesley.....	6	3	.667	25	11	.694
Wheaton (Mass.).....	4	5	.444	12	21	.364
Clark.....	3	6	.333	10	18	.357
WPI.....	1	8	.111	10	16	.385
Babson.....	1	8	.111	7	18	.280
Mount Holyoke.....	1	8	.111	8	17	.320

#Conference tournament champions

NEW JERSEY ATHLETIC CONFERENCE

Team	Conference			Full Season		
	W	L	Pct.	W	L	Pct.
New Jersey City#.....	7	0	1.000	26	8	.765
Rutgers-Newark.....	6	1	.857	19	7	.731
Richard Stockton.....	5	2	.714	27	9	.750
Wm. Paterson.....	4	3	.571	22	11	.667
Ramapo.....	2	5	.286	13	10	.565
Kean.....	2	5	.286	14	16	.467
Montclair St.....	2	5	.286	10	15	.400
Rutgers-Camden.....	0	7	.000	2	18	.100

NORTH ATLANTIC CONFERENCE

Team	Conference			Full Season		
	W	L	Pct.	W	L	Pct.
Mount Ida#.....	10	0	1.000	21	9	.700
Lasell.....	9	1	.900	19	16	.543
Maine Maritime.....	7	3	.700	18	9	.667
Me.-Farmington.....	6	4	.600	18	10	.643
Lesley.....	5	5	.500	7	14	.333
Bay Path.....	4	6	.400	5	16	.238
Becker.....	3	7	.300	5	21	.192
Elms.....	2	8	.200	4	17	.190
Castleton St.....	1	9	.100	2	13	.133
Thomas.....	0	10	.000	3	14	.176

NORTH COAST ATHLETIC CONFERENCE

Team	Conference			Full Season		
	W	L	Pct.	W	L	Pct.
Hiram.....	8	0	1.000	28	5	.848
Wittenberg#.....	7	1	.875	34	5	.872
Denison.....	6	2	.750	19	10	.655
Wooster.....	5	3	.625	25	7	.781
Allegheny.....	3	5	.375	19	13	.594
Ohio Wesleyan.....	3	5	.375	15	16	.484
Kenyon.....	2	6	.250	9	16	.360
Earlham.....	2	6	.250	8	23	.258
Oberlin.....	0	8	.000	3	21	.125

NORTH EASTERN ATHLETIC CONFERENCE

Team	Conference			Full Season		
	W	L	Pct.	W	L	Pct.
Villa Julie.....	8	0	1.000	19	12	.613
Baptist Bible (Pa.).....	7	1	.875	29	11	.725
Keuka.....	6	2	.750	18	6	.750
Phila. Biblical.....	6	2	.750	21	14	.600
D'Youville.....	5	3	.625	12	14	.462
Penn St.-Berks.....	4	4	.500	11	11	.500
Bard.....	2	6	.250	12	7	.632
Polytechnic (N.Y.).....	2	6	.250	9	13	.409
Cazenovia.....	0	8	.000	3	16	.158
Purchase St.....	0	8	.000	3	21	.125
Keystone&.....	0	2	.000	0	2	.000

&Unable to complete season

NORTHERN ILLINOIS-IOWA CONFERENCE

Team	Conference			Full Season		
	W	L	Pct.	W	L	Pct.
Benedictine (Ill.).....	5	0	1.000	24	14	.632
Aurora#.....	3	2	.600	19	17	.528
Eureka.....	3	2	.600	19	12	.613
Clarke.....	2	3	.400	8	25	.242
Concordia (Ill.).....	2	3	.400	8	24	.250
Rockford.....	0	5	.000	3	24	.111

NORTHWEST CONFERENCE

Team	Conference			Full Season		
	W	L	Pct.	W	L	Pct.
Whitworth.....	15	1	.938	22	4	.846
Linfield.....	12	4	.750	21	5	.808
Puget Sound.....	12	4	.750	15	6	.714
Pacific Lutheran.....	11	5	.688	14	9	.609
George Fox.....	7	9	.438	12	11	.522
Whitman.....	7	9	.438	12	12	.500
Lewis & Clark.....	5	11	.313	9	15	.375
Pacific (Ore.).....	2	14	.125	9	17	.346
Willamette.....	1	15	.063	1	19	.050

OHIO ATHLETIC CONFERENCE

Team	Conference			Full Season		
	W	L	Pct.	W	L	Pct.
Ohio Northern.....	8	1	.889	27	9	.750
Baldwin-Wallace.....	7	2	.778	22	12	.647
Otterbein.....	7	2	.778	14	13	.519
Capital#.....	7	2	.778	32	5	.865
Muskingum.....	5	4	.556	15	12	.556
Mount Union.....	4	5	.444	16	14	.533
John Carroll.....	3	6	.333	9	21	.300
Heidelberg.....	3	6	.333	17	16	.515
Marietta.....	1	8	.111	9	16	.360
Wilmington (Ohio).....	0	9	.000	7	21	.250

OLD DOMINION ATHLETIC CONFERENCE

Team	Conference			Full Season		
	W	L	Pct.	W	L	Pct.
Wash. & Lee#.....	10	0	1.000	32	5	.865
Randolph-Macon.....	9	1	.900	25	7	.781
Bridgewater (Va.).....	8	2	.800	28	4	.875
Va. Wesleyan.....	7	3	.700	19	13	.594
Lynchburg.....	6	4	.600	12	16	.429
Roanoke.....	5	5	.500	13	16	.448
Emory & Henry.....	4	6	.400	11	14	.440
Guilford.....	3	7	.300	8	18	.308
East. Mennonite.....	2	8	.200	5	20	.200
Rand.-Macon Woman's.....	1	9	.100	4	19	.174
Sweet Briar.....	0	10	.000	1	20	.048

PENNSYLVANIA ATHLETIC CONFERENCE

Team	Conference			Full Season		
	W	L	Pct.	W	L	Pct.
Eastern#.....	10	0	1.000	30	5	.857
Gwynedd-Mercy.....	8	2	.800	17	13	.567
Cabrini.....	7	3	.700	18	7	.720
Neumann.....	6	4	.600	14	13	.519
Misericordia.....	6	4	.600	12	14	.462
Marywood.....	6	4	.600	11	18	.379
Cedar Crest.....	4	6	.400	11	11	.500
Alvernia.....	4	6	.400	11	12	.478
Arcadia.....	3	7	.300	8	17	.320
Immaculata.....	1	9	.100	3	20	.130
Rosemont.....	0	10	.000	5	17	.227

PRESIDENTS' ATHLETIC CONFERENCE

Team	Conference			Full Season		
	W	L	Pct.	W	L	Pct.
Waynesburg.....	10	1	.909	21	13	.618
W						

SOUTHERN CALIFORNIA INTERCOLLEGIATE ATHLETIC CONFERENCE

Team	Conference			Full Season		
	W	L	Pct.	W	L	Pct.
Cal Lutheran.....	13	1	.929	18	3	.857
La Verne.....	13	1	.929	24	9	.727
Claremont-M-S.....	9	5	.643	15	8	.652
Pomona-Pitzer.....	8	6	.571	12	12	.500
Redlands.....	7	7	.500	7	15	.318
Whittier.....	4	10	.286	5	18	.217
Occidental.....	2	12	.143	2	13	.133
Caltech.....	0	14	.000	0	16	.000

SOUTHERN COLLEGIATE ATHLETIC CONFERENCE

Team	Conference			Full Season		
	W	L	Pct.	W	L	Pct.
Southwestern (Tex.)...	17	1	.944	36	5	.878
Trinity (Tex.).....	17	1	.944	25	12	.676
Rhodes.....	14	4	.778	23	14	.622
DePauw.....	12	6	.667	25	11	.694
Centre.....	9	9	.500	17	22	.436
Millsaps.....	8	10	.444	15	19	.441
Hendrix.....	5	13	.278	11	26	.297
Rose-Hulman.....	5	13	.278	7	34	.171
Sewanee.....	3	15	.167	4	28	.125
Oglethorpe.....	0	18	.000	3	28	.097

STATE UNIVERSITY OF NEW YORK ATHLETIC CONFERENCE

Team	Conference			Full Season		
	W	L	Pct.	W	L	Pct.
East Division						
Cortland St.#.....	9	1	.900	33	8	.805
New Paltz St.	8	2	.800	29	12	.707
Potsdam St.....	6	4	.600	22	17	.564
Oneonta St.....	4	6	.400	14	21	.400
Plattsburgh St.....	3	7	.300	13	23	.361
Utica/Rome.....	0	10	.000	3	21	.125

#Conference tournament champions

Team	Conference			Full Season		
	W	L	Pct.	W	L	Pct.
West Division						
Brockport St.....	7	1	.875	18	18	.500
Geneseo St.....	6	2	.750	21	15	.583
Fredonia St.....	4	4	.500	24	13	.649
Oswego St.....	3	5	.375	17	15	.531
Buffalo St.....	0	8	.000	2	32	.059

UNIVERSITY ATHLETIC ASSOCIATION

Team	Conference			Full Season		
	W	L	Pct.	W	L	Pct.
Washington-St. Louis	11	1	.917	35	2	.946
Emory#.....	11	1	.917	32	6	.842
New York U.....	8	4	.667	35	8	.814
Carnegie Mellon.....	6	6	.500	22	18	.550
Rochester.....	5	7	.417	26	14	.650
Chicago.....	3	8	.273	10	21	.323
Case Reserve.....	2	10	.167	5	31	.139
Brandeis.....	1	10	.091	16	22	.421

USA SOUTH ATHLETIC CONFERENCE

Team	Conference			Full Season		
	W	L	Pct.	W	L	Pct.
Chris. Newport#.....	13	1	.929	32	6	.842
Greensboro.....	13	1	.929	29	7	.806
Averett.....	11	4	.733	24	13	.649
Methodist.....	6	8	.429	17	13	.567
Peace.....	6	8	.429	13	20	.394
N.C. Wesleyan.....	4	11	.267	15	19	.441
Shenandoah.....	2	12	.143	8	22	.267
Ferrum.....	2	12	.143	8	24	.250

WISCONSIN INTERCOLLEGIATE ATHLETIC CONFERENCE

Team	Conference			Full Season		
	W	L	Pct.	W	L	Pct.
Wis.-Whitewater.....	7	1	.875	40	4	.909
Wis.-Oshkosh.....	7	1	.875	36	5	.878
Wis.-Eau Claire.....	6	2	.750	30	5	.857

Team	Conference			Full Season		
	W	L	Pct.	W	L	Pct.
Wis.-Platteville#.....	4	4	.500	29	8	.784
Wis.-La Crosse.....	4	4	.500	24	8	.750
Wis.-Stout.....	3	5	.375	17	18	.486
Wis.-Superior.....	2	6	.250	21	14	.600
Wis.-River Falls.....	2	6	.250	17	18	.486
Wis.-Stevens Point.....	1	7	.125	16	19	.457

DIVISION III INDEPENDENTS

Team	Full Season		
	W	L	Pct.
Aurora.....	19	17	.528
Cal St. East Bay.....	27	11	.711
Chapman.....	16	11	.593
Colorado Col.....	21	9	.700
Dallas.....	12	20	.375
LaGrange.....	20	13	.606
Lincoln (Pa.).....	7	15	.318
Martin Luther.....	21	13	.618
Maryville (Tenn.).....	28	13	.683
Meredith.....	7	7	.500
Minn.-Morris.....	3	25	.107
Neb. Wesleyan.....	13	16	.448
Newbury.....	18	17	.514
Piedmont.....	20	17	.541
Russell Sage.....	29	9	.763
St. Elizabeth.....	10	13	.435
St. Joseph's (Me.).....	4	24	.143
Wesleyan (Ga.).....	1	22	.043

2005 Attendance Records

2005 Leading Attendance by Division	140
Annual Home Attendance Leaders	141
Single-Match Records	141



2005 Attendance

Leading Division I Conferences

Conference	Teams	Matches	Total Home Attendance	2005 Avg.	2004 Avg.
Big 12.....	11	153	280,180	1,831	1,424
Western Athletic.....	9	110	197,000	1,791	1,373
Big Ten.....	11	157	269,167	1,714	1,819
Pacific-10.....	10	122	145,662	1,194	1,142
Missouri Valley.....	10	121	109,910	908	732
Southeastern.....	11	139	104,178	749	605
Mountain West.....	9	129	92,799	719	764
Big West.....	8	99	64,563	652	665
Big Sky.....	8	92	54,964	597	603
Atlantic Coast.....	12	174	99,518	572	559

Leading Teams

DIVISION I

(Min. 5 home matches; *Team was a Division I reclassifying member in 2005)

Team	Home Attendance	Matches	Avg.
1. Hawaii.....	131,434	18	7,302
2. Nebraska.....	119,383	20	5,969
3. Minnesota.....	53,904	14	3,850
4. Wisconsin.....	50,622	15	3,375
5. Washington.....	31,773	11	2,888
6. Missouri.....	40,052	15	2,670
7. Penn St.....	37,536	15	2,502
8. Florida.....	40,780	18	2,266
9. Purdue.....	28,615	13	2,201
10. Texas.....	26,216	12	2,185
11. New Mexico St.....	24,905	12	2,075
12. Stanford.....	28,371	14	2,027
13. Wichita St.....	23,976	12	1,998
14. Brigham Young.....	22,363	12	1,864
15. Illinois St.....	25,585	14	1,828
16. Texas A&M.....	26,867	15	1,791
17. Arizona.....	20,389	12	1,699
18. Colorado St.....	26,362	16	1,648
19. Long Beach St.....	20,696	13	1,592
20. Notre Dame.....	24,783	16	1,549
21. Illinois.....	19,685	13	1,514
22. Michigan St.....	20,625	14	1,473
23. UNI.....	15,637	11	1,422
24. Pacific.....	19,993	15	1,333
25. Montana St.....	15,116	12	1,260
26. Kansas St.....	17,958	15	1,197
27. Ohio St.....	19,607	17	1,153
28. Missouri St.....	18,372	16	1,148
29. Eastern Wash.....	9,990	9	1,110
30. Louisville.....	17,077	16	1,067
31. UCLA.....	11,409	11	1,037
32. Michigan.....	14,178	14	1,013
33. Kansas.....	14,620	15	975
34. Oregon St.....	8,567	9	952
35. Clemson.....	14,236	15	949
36. Georgia Tech.....	13,306	15	887
37. Colorado.....	11,455	13	881
38. Georgia.....	12,396	15	826
39. Ball St.....	9,910	12	826
40. North Carolina.....	12,219	15	815
41. Idaho.....	7,715	10	772
42. Washington St.....	9,937	13	764
43. LSU.....	4,546	6	758
44. California.....	8,873	12	739
45. Tennessee.....	9,565	13	736
San Diego.....	8,091	11	736
47. Western Mich.....	8,076	11	734
48. Ohio.....	7,818	11	711
49. Utah.....	9,895	14	707
50. Loyola Marymount.....	7,647	11	695
* North Dakota St.....	7,254	10	725

DIVISION II

(Min. 5 home matches)

Team	Home Attendance	Matches	Avg.
1. Neb.-Kearney.....	48,148	26	1,851
2. BYU-Hawaii.....	8,097	10	810
3. Angelo St.....	7,998	11	727
4. Minn. Duluth.....	7,587	12	632
5. Washburn.....	9,300	15	620
6. Augustana (S.D.).....	4,082	7	583
7. Neb.-Omaha.....	6,208	11	564
8. Concordia-St. Paul.....	6,521	12	543
9. Abilene Christian.....	7,205	14	514
10. West Tex. A&M.....	7,185	14	513
11. Pittsburg St.....	5,494	11	499
12. Fla. Gulf Coast.....	2,280	5	456
13. Northern Mich.....	3,126	7	446
14. Alas. Anchorage.....	5,539	13	426
15. UC San Diego.....	4,352	11	395
16. Mesa St.....	3,815	10	382
17. Newberry.....	3,795	10	380
18. Adams St.....	3,788	10	379
19. Minn. St. Moorhead.....	2,995	8	374
20. Fort Hays St.....	4,030	11	366
21. Southwest Minn. St.....	4,023	11	365
22. Harding.....	5,824	16	364
23. Emporia St.....	3,559	10	356
24. Wayne St. (Neb.).....	3,875	11	352
25. Eastern N.M.....	3,112	9	345
26. Winona St.....	3,434	10	343
27. Ferris St.....	4,432	13	340
28. Grand Valley St.....	6,062	18	337
29. Chaminade.....	3,025	9	336
30. North Dakota.....	3,361	10	336
31. Cameron.....	2,312	7	330
32. Cal St. Bakersfield.....	3,287	10	329
33. Ala.-Huntsville.....	4,139	13	318
34. Northwest Mo. St.....	2,858	9	317
35. Truman.....	2,824	9	313
36. Northwest Nazarene.....	2,721	9	302
37. Central Mo. St.....	4,480	15	298
38. N.M. Highlands.....	2,668	9	296
39. Michigan Tech.....	2,655	9	295
40. Southwest Baptist.....	3,240	11	294
41. St. Cloud St.....	2,911	10	291
42. Cal St. Chico.....	2,619	9	291
43. Western Wash.....	3,464	12	288
44. North Ala.....	3,446	12	287
45. Tarleton St.....	3,157	11	287
46. Minn. St. Mankato.....	3,424	12	285
47. Midwestern St.....	3,074	11	279
48. Cal Poly Pomona.....	3,594	13	276
49. Hawaii-Hilo.....	2,725	10	273
50. Alas. Fairbanks.....	2,446	9	272

DIVISION III

(Min. 5 home matches)

Team	Home Attendance	Matches	Avg.
1. Whitworth.....	5,260	12	438
2. Capital.....	4,175	11	379
3. Dubuque.....	1,857	5	371
4. Pacific Lutheran.....	2,825	8	353
5. Neb. Wesleyan.....	2,675	8	334
6. Hope.....	3,300	10	330
7. Hiram.....	4,045	13	311
8. Linfield.....	2,325	8	290
9. George Fox.....	3,175	11	288
10. Central (Iowa).....	2,000	7	285
11. Coe.....	1,700	6	283
12. Carleton.....	1,980	7	282
13. East Tex. Baptist.....	1,906	7	272
14. Wartburg.....	2,425	9	269
15. Willamette.....	2,077	8	259
16. Gallaudet.....	2,075	8	259
17. Maranatha Baptist.....	2,956	12	246
18. Wis.-Oshkosh.....	3,684	15	245
19. Colby.....	3,680	15	245
20. Randolph-Macon.....	2,200	9	244

Team	Home Attendance	Matches	Avg.
21. Washington-St. Louis.....	4,625	20	231
22. Sul Ross St.....	2,079	9	231
23. Otterbein.....	2,550	11	231
24. Wash. & Jeff.....	2,285	10	229
25. Wis.-Superior.....	2,934	13	225
26. Ohio Northern.....	2,452	11	222
27. Whitman.....	1,750	8	219
28. Loras.....	2,185	10	219
29. St. Thomas (Minn.).....	2,390	11	217
30. Texas Lutheran.....	1,937	9	215
31. Simpson.....	1,700	8	213
32. Buena Vista.....	2,115	10	212
33. Wis.-Platteville.....	3,117	15	208
34. Baldwin-Wallace.....	1,243	6	207
35. Mount Union.....	1,854	9	206
36. Texas-Dallas.....	1,175	6	196

Team	Home Attendance	Matches	Avg.
37. John Carroll.....	1,173	6	196
38. Muskingum.....	975	5	195
39. Concordia-Austin.....	1,347	7	192
40. Rochester.....	960	5	192
41. Mississippi Col.....	1,915	10	192
42. Hardin-Simmons.....	2,097	11	191
43. Mary Hardin-Baylor.....	2,475	13	190
44. Concordia-M'head.....	2,201	12	183
45. Chris. Newport.....	1,275	7	182
46. Eastern.....	1,090	6	181
47. Neumann.....	1,615	9	179
48. Austin.....	2,500	14	178
49. St. Joseph's (Me.).....	1,400	8	175
50. Methodist.....	1,554	9	173

Annual Home Attendance Leaders

(Since compilation was completed by the NCAA)

Division I

Season	Team	Avg.
1997	Hawaii	7,201
1998	Hawaii	6,880
1999	Hawaii	7,139
2000	Hawaii	6,986
2001	Hawaii	6,514
2002	Hawaii	7,208
2003	Hawaii	7,486
2004	Hawaii	7,135
2005	Hawaii	7,302

Division II

Season	Team	Avg.
1997	Neb.-Kearney	795
1998	Neb.-Kearney	872
1999	Neb.-Kearney	835
2000	Augustana (S.D.)	1,204
2001	Neb.-Kearney	941
2002	Neb.-Kearney	1,038
2003	Neb.-Kearney	928
2004	Neb.-Kearney	1,452
2005	Neb.-Kearney	1,851

Division III

Season	Team	Avg.
1997	UC San Diego	502
1998	Central (Iowa)	617
1999	Central (Iowa)	530
2000	Central (Iowa)	644
2001	Muskingum	462
2002	Whitworth	570
2003	Capital	552
2004	Dubuque	378
2005	Whitworth	438

Division I Conferences

Season	Team	Avg.
1997	Big Ten	1,511
1998	Big Ten	1,378
1999	Western Athletic	1,810
2000	Western Athletic	1,515
2001	Big Ten	1,438
2002	Western Athletic	1,626
2003	Western Athletic	1,688
2004	Big Ten	1,819
2005	Big 12	1,831

Single-Match Records

Division I

(Includes NCAA Tournament Matches)

- 13,194—Long Beach St. (3) vs. Penn St. (2), Kohl Center, Madison, Wisconsin, December 19, 1998 (NCAA final).
- 12,504—Nebraska (3) vs. Colorado (0), Bob Devaney Sports Center, Lincoln, Nebraska, November 4, 2000.
- 12,327—Penn St. (3) vs. Nebraska (1) and Long Beach St. (3) vs. Florida (0), Kohl Center, Madison, Wisconsin, December 17, 1998 (NCAA semifinals).
- 11,529—Nebraska (3) vs. Colorado (0), Bob Devaney Sports Center, Lincoln, Nebraska, October 22, 1995.
- 11,114—Long Beach St. (3) vs. Penn St. (1), Madison, Wisconsin, December 18, 1993 (NCAA final).
- 11,032—UCLA (3) vs. Nebraska (1), Bob Devaney Sports Center, Lincoln, Nebraska, September 14, 1991.
- 10,935—Wisconsin (3) vs. Illinois (0), UW Field House, Madison, Wisconsin, November 30, 1990 (NCAA first round).
- 10,927—Minnesota (3) vs. Illinois (1), Williams Arena, Minneapolis, Minnesota, October 16, 2004.
- 10,792—Stanford (3) vs. Penn St. (2), Spokane Arena, Spokane, Washington, December 20, 1997 (NCAA final).
- 10,645—Purdue (3) vs. Western Mich. (1), West Lafayette, Indiana, October 29, 1985.
- 10,300—Hawaii (3) vs. San Jose St. (0), Stan Sheriff Center, Honolulu, Hawaii, November 15, 2003.

- 10,270—Long Beach St. (3) vs. Florida (0) and Penn St. (3) vs. Brigham Young (1), Madison, Wisconsin, December 16, 1993 (NCAA semifinals).
- 10,252—Penn St. (3) vs. Stanford (0), Stan Sheriff Center, Honolulu, Hawaii, December 20, 1999 (NCAA final).
- 10,252—Penn St. (3) vs. Pacific (2), Stan Sheriff Center, Honolulu, Hawaii, December 18, 1999 (NCAA semifinals).
- 10,252—Stanford (3) vs. Hawaii (0), and Stanford (3) vs. Long Beach St. (0), Stan Sheriff Center, Honolulu, Hawaii, October 24, 1999.
- 10,225—Hawaii (3) vs. Brigham Young (0), Stan Sheriff Center, Honolulu, Hawaii, December 13, 1996 (NCAA Mountain Regional final).
- 10,225—Stanford (3) vs. Hawaii (1), Stan Sheriff Center, Honolulu, Hawaii, November 2, 1996.
- 10,225—Michigan St. (3) vs. Hawaii (2), Stan Sheriff Center, Honolulu, Hawaii, December 8, 1995 (NCAA Mountain Regional final).
- 10,225—Hawaii (3) vs. Arizona St. (1), Stan Sheriff Center, Honolulu, Hawaii, December 7, 1995 (NCAA Mountain Regional semifinals).
- 10,225—Hawaii (3) vs. Louisville (0), Stan Sheriff Center, Honolulu, Hawaii, December 3, 1995 (NCAA second round).
- 10,225—Hawaii (3) vs. Long Beach St. (0), Stan Sheriff Center, Honolulu, Hawaii, November 17, 1995.
- 10,225—Hawaii (3) vs. Long Beach St. (0), Stan Sheriff Center, Honolulu, Hawaii, November 16, 1995.
- 10,031—Hawaii (3) vs. UC Santa Barb. (2), Stan Sheriff Center, Honolulu, Hawaii, November 11, 1994.

10,031—Hawaii (3) vs. San Jose St. (1), Stan Sheriff Center, Honolulu, Hawaii, October 21, 1994.
 9,793—Hawaii (3) vs. Texas (1), Stan Sheriff Center, Honolulu, Hawaii, December 12, 1996 (NCAA Mountain Regional semifinals).
 9,774—Hawaii (3) vs. Long Beach St. (2), Stan Sheriff Center, Honolulu, Hawaii, December 7, 2000 (NCAA West Regional semifinals).
 9,723—Hawaii (3) vs. UNLV (0), Stan Sheriff Center, Honolulu, Hawaii, November 17, 1996.
 9,412—Hawaii (3) vs. Georgia Tech (1), Stan Sheriff Center, Honolulu, Hawaii, December 13, 2003 (NCAA West Regional final).
 9,345—Southern California (3) vs. Hawaii (0), Stan Sheriff Center, Honolulu, Hawaii, August 23, 2003.
 9,256—Hawaii (3) vs. Colorado (0), Stan Sheriff Center, Honolulu, Hawaii, December 8, 1996 (NCAA second round).
 9,219—Hawaii (3) vs. UC Santa Barb. (1), Stan Sheriff Center, Honolulu, Hawaii, December 7, 2000 (NCAA West Regional semifinals).
 9,111—Hawaii (3) vs. Illinois (0), Stan Sheriff Center, Honolulu, Hawaii, December 12, 2003 (NCAA West Regional semifinal).
 9,107—Texas (3) vs. Hawaii (0), Minneapolis, Minnesota, December 17, 1988 (NCAA final).
 9,080—Hawaii (3) vs. San Diego St. (0), Stan Sheriff Center, Honolulu, Hawaii, October 4, 1996.
 8,987—Hawaii (3) vs. SMU (0), Stan Sheriff Center, Honolulu, Hawaii, November 8, 1997.
 8,976—Nebraska (3) vs. Oklahoma (0), Bob Devaney Sports Center, Lincoln, Nebraska, October 6, 2001.
 8,936—Hawaii (3) vs. Idaho (0), Stan Sheriff Center, Honolulu, Hawaii, December 4, 1994 (NCAA second round).
 8,924—Miami (Ohio) (3) vs. Nevada (0) and Hawaii (3) vs. Brown (0), Stan Sheriff Center, Honolulu, Hawaii, December 5, 1998 (NCAA first round).
 8,880—Hawaii (3) vs. Long Beach St. (1), Stan Sheriff Center, Honolulu, Hawaii, September 16, 1999.
 8,864—Hawaii (3) vs. Notre Dame (0), Stan Sheriff Center, Honolulu, Hawaii, October 25, 1996.
 8,824—Hawaii (3) vs. Brigham Young (2), Stan Sheriff Center, Honolulu, Hawaii, November 5, 1998.
 8,821—Hawaii (3) vs. Miami (Ohio) (0), Stan Sheriff Center, Honolulu, Hawaii, December 6, 1998 (NCAA second round).
 8,747—Hawaii (3) vs. Louisville (0), Stan Sheriff Center, Honolulu, Hawaii, September 1, 1996.
 8,740—Hawaii (3) vs. Stanford (2), Stan Sheriff Center, Honolulu, Hawaii, September 13, 2003.
 8,645—Hawaii (3) vs. UCLA (0), Stan Sheriff Center, Honolulu, Hawaii, September 2, 1996.
 8,643—Notre Dame (3) vs. Virginia Tech (2), Joyce Center, Notre Dame, Indiana, November 7, 2003.
 8,627—Nebraska (3) vs. Creighton (0), Bob Devaney Sports Center, Lincoln, Nebraska, September 29, 2002.
 8,606—Hawaii (3) vs. Michigan (0), Stan Sheriff Center, Honolulu, Hawaii, August 30, 1996.
 8,554—Hawaii (3) vs. Arizona (0), Stan Sheriff Center, Honolulu, Hawaii, November 22, 1995.

8,543—Western Mich. (3) vs. Nebraska (1), Read Fieldhouse, Kalamazoo, Michigan, December 3, 1983 (NCAA first round).
 8,529—Hawaii (3) vs. Nevada (0), Stan Sheriff Center, Honolulu, Hawaii, October 4, 2003.
 8,516—Stanford (3) vs. Arizona St. (0), Tempe, Arizona, October 4, 1986.
 8,500—Colorado (3) vs. Kansas (1), Allen Fieldhouse, Lawrence, Kansas, October 31, 1992.
 8,436—Hawaii (3) vs. SMU (0), Stan Sheriff Center, Honolulu, Hawaii, October 18, 2003.
 8,425—Hawaii (3) vs. Pepperdine (1), Stan Sheriff Center, Honolulu, Hawaii, September 23, 2000.
 8,344—UCLA (3) vs. Hawaii (0), Stan Sheriff Center, Honolulu, Hawaii, September 7, 1997.
 8,312—Stanford (3) vs. UCLA (1), Austin, Texas, December 17, 1994 (NCAA final).
 8,279—Nebraska (3) vs. Baylor (0), Bob Devaney Sports Center, Lincoln, Nebraska, November 20, 1999.
 8,264—Hawaii (3) vs. Loyola Marymount (0), Stan Sheriff Center, Honolulu, Hawaii, September 25, 1999.
 8,260—Hawaii (3) vs. Air Force (0), Stan Sheriff Center, Honolulu, Hawaii, November 15, 1996.
 8,163—Florida (3) vs. Georgia (1), Stephen O'Connell Center, Gainesville, Florida, October 14, 1994.
 8,131—Hawaii (3) vs. BYU-Hawaii (2), Stan Sheriff Center, Honolulu, Hawaii, November 10, 1998.
 8,063—Hawaii (3) vs. Pepperdine (2), Stan Sheriff Center, Honolulu, Hawaii, September 22, 2000.
 8,009—Stanford (3) vs. Hawaii (0), Cleveland, December 21, 1996 (NCAA final).

Matches held in conjunction with a special promotion of another athletics event

16,126—North Carolina (3) vs. Duke (2), Smith Center, Chapel Hill, North Carolina, October 17, 2003 (with men's basketball season-opening practice).
 14,800—Kansas (3) vs. Missouri (0), Allen Fieldhouse, Lawrence, Kansas, October 18, 1996 (with men's basketball season-opening practice).
 14,300—Kansas St. (3) vs. Kansas (0), Allen Fieldhouse, Lawrence, Kansas, October 14, 1995 (with men's basketball season-opening practice).
 13,500—Texas A&M (3) vs. Kansas (0), Allen Fieldhouse, Lawrence, Kansas, October 15, 1999 (with men's basketball season-opening practice).
 13,263—Kansas (3) vs. Iowa St. (0), Allen Fieldhouse, Lawrence, Kansas, October 16, 1998 (with men's basketball season-opening practice).

Division II

5,025—Grand Valley St. (3) vs. Neb.-Kearney (1), Health and Sports Center Arena, Kearney, Nebraska, December 3, 2005 (NCAA final).
 4,412—Neb.-Kearney (3) vs. Truman (1), Health and Sports Center Arena, Kearney, Nebraska, December 1, 2005 (NCAA quarterfinal).
 4,331—Neb.-Kearney (3) vs. Cal St. L.A. (0), Health and Sports Center Arena, Kearney, Nebraska, December 2, 2005 (NCAA semifinal).
 3,850—Grand Valley St. (3) vs. Tampa (2), Health and Sports Center Arena, Kearney, Nebraska, December 2, 2005 (NCAA semifinal).
 3,520—Neb.-Omaha (3) vs. Neb.-Kearney (2), Health and Sports Center Arena, Kearney, Nebraska, October 15, 1996.



Scott Anderson/NCAA Photos

A record crowd of 5,025 fans was on hand for the championship match of the 2005 Division II tournament as Grand Valley State defeated host Nebraska-Kearney, 3-1, in the Health and Sports Center Arena, in Kearney, Neb., December 3.

- 3,316—Neb.-Kearney (3) vs. Neb.-Omaha (2), Health and Sports Center Arena, Kearney, Nebraska, November 17, 1995 (NCAA Northwest Regional first round).
- 3,307—Hawaii Pacific (3) vs. Augustana (S.D.) (0), Elmen Center, Sioux Falls, South Dakota, December 2, 2000 (NCAA final).
- 3,188—West Tex. A&M (3) vs. Portland St. (0), Amarillo Civic Center, Amarillo, Texas, December 9, 1991 (NCAA final).
- 3,112—Northern Mich. (3) vs. Cal St. Bakersfield (1), Hedgcock Fieldhouse, Marquette, Michigan, December 6, 1993 (NCAA final).
- 3,004—Neb.-Omaha (3) vs. North Dakota St. (1), UNO Fieldhouse, Omaha, Nebraska, November 8, 1986.
- 2,950—Truman (3) vs. West Tex. A&M (1), Event Center, Canyon, Texas, December 5, 2002 (NCAA quarterfinal).
- 2,637—Neb.-Kearney (3) vs. Regis (Colo.) (1), Health and Sports Center Arena, Kearney, Nebraska, October 22, 1999.
- 2,550—Portland St. (3) vs. Cal St. Northridge (0), Portland, Oregon, December 8, 1984 (NCAA final).
- 2,538—Augustana (S.D.) (3) vs. West Tex. A&M (1), Elmen Center, Sioux Falls, South Dakota, November 30, 2000 (NCAA quarterfinals).
- 2,450—Portland St. (3) vs. Cal St. Northridge (1), Portland, Oregon, December 14, 1985 (NCAA final).
- 2,405—Augustana (S.D.) (3) vs. North Ala. (0), Elmen Center, Sioux Falls, South Dakota, December 1, 2000 (NCAA semifinals).
- 2,391—Neb.-Omaha (3) vs. North Dakota St. (0), Omaha, Nebraska, November 15, 1996.
- 2,385—Hawaii-Hilo (3) vs. Regis (Colo.) (1), Health and Sports Center Arena, Kearney, Nebraska, November 17, 1995 (NCAA Northwest Regional first round).
- 2,322—Neb.-Omaha (3) vs. Neb.-Kearney (2), Health and Sports Center Arena, Kearney, Nebraska, September 12, 2000.
- 2,259—North Dakota St. (3) vs. Minn. St. Moorhead (1), Bentson Bunker Fieldhouse, Fargo, North Dakota, November 5, 1986.
- 2,185—Neb.-Kearney (3) vs. Hastings (Neb.) (0), Health and Sports Center Arena, Kearney, Nebraska, September 4, 1997.
- 2,181—Northern Mich. (3) vs. Cal St. Bakersfield (1), CSUB Activities Center, Bakersfield, California, December 5, 1994 (NCAA final).
- 2,122—Neb.-Kearney (3) vs. Hawaii-Hilo (2), Health and Sports Center Arena, Kearney, Nebraska, November 18, 1995 (NCAA Northwest Regional final).
- 2,113—Neb.-Kearney (3) vs. Colo. Christian (0), Health and Sports Center Arena, Kearney, Nebraska, October 29, 1999.
- 2,045—Portland St. (3) vs. Sam Houston St. (0), Portland, Oregon, December 7, 1984 (NCAA semifinals).
- 2,013—Neb.-Kearney (3) vs. Neb. Wesleyan (0), Health and Sports Center Arena, Kearney, Nebraska, October 31, 1990.
- 2,010—Portland St. (3) vs. Sam Houston St. (0), Portland, Oregon, December 13, 1985 (NCAA semifinals).

Matches held in conjunction with a special promotion of another athletics event


- 3,219—Quincy (3) vs. Ky. Wesleyan (0), Quincy, Illinois, October 10, 1997 (with men's volleyball match).

Division III

- 3,423—Washington-St. Louis (3) vs. UC San Diego (2), WU Field House, St. Louis, Missouri, November 23, 1991 (NCAA final).
- 3,417—UC San Diego (3) vs. Washington-St. Louis (2), WU Field House, St. Louis, Missouri, November 17, 1990 (NCAA final).
- 3,275—UC San Diego (3) vs. Calvin (2), Grand Rapids, Michigan, November 22, 1986 (NCAA final).
- 3,225—Washington-St. Louis (3) vs. Ohio Northern (0), WU Field House, St. Louis, Missouri, November 18, 1989 (NCAA final).
- 3,024—Washington-St. Louis (3) vs. UC San Diego (0), WU Field House, St. Louis, Missouri, November 21, 1992 (NCAA final).
- 2,800—Washington-St. Louis (3) vs. Juniata (0), WU Field House, St. Louis, Missouri, November 17, 1989 (NCAA semifinals).
- 2,200—Central (Iowa) (3) vs. Wis.-Whitewater (0) and Washington-St. Louis (3) vs. Juniata (2), Kuyper Gym, Pella, Iowa, December 2, 2000 (NCAA finals and third-place match).
- 2,131—Washington-St. Louis (3) vs. Juniata (1), WU Field House, St. Louis, Missouri, November 18, 1995 (NCAA quarterfinals).
- 2,000—Central (Iowa) (3) vs. Washington-St. Louis (1), Kuyper Gym, Pella, Iowa, December 1, 2000 (NCAA semifinals).
- 2,000—Central (Iowa) (3) vs. UC San Diego (0), Pella, Iowa, November 20, 1999 (NCAA quarterfinals).
- 2,000—Central (Iowa) (3) vs. Ohio Northern (1), Pella, Iowa, November 22, 1997 (NCAA quarterfinals).
- 1,850—Roanoke (3) vs. Wash. & Lee (0), Warner Center, Lexington, Virginia, October 25, 2000.
- 1,600—Muskingum (3) vs. Mt. St. Joseph (0), The Recreation Center, New Concord, Ohio, November 20, 1999 (NCAA quarterfinals).
- 1,534—Wis.-Whitewater (3) vs. Washington-St. Louis (0), Williams Center, Whitewater, Wisconsin, December 7, 2002 (NCAA finals).
- 1,532—Juniata (3) vs. Washington-St. Louis (2), WU Field House, St. Louis, November 24, 1998 (NCAA quarterfinals).
- 1,507—St. Benedict (3) vs. Simpson (2), Indianola, Iowa, November 11, 1994 (NCAA Central regional first round).

Championship Results

Division I Championship Results 146
Division II Championship Results 157
Division III Championship Results 167



Volleyball

DIVISION I



Jamie Schwaberow/NCAA Photos

Washington's Sanja Tomasevic serves in the championship match as the Huskies swept top-seeded Nebraska for the 2005 Division I title.

2005 Championship

Highlights

Washington Sweeps Top-seed Nebraska For Title: Washington swept top-seeded Nebraska to win its first NCAA championship, 30-26, 30-25, 30-26.

It was the sixth sweep in six tournament matches for the Huskies (32-1) and their 28th in 32 matches overall in 2005. Christal Morrison was chosen as the tournament MVP after leading Washington with 15 kills and nine digs.

The Cornhuskers scored five of the first six points in the third game. They led 10-7 and 15-11 before Washington forced the first tie at 18-18 and then went ahead, 20-19.

The Huskies took a 26-24 lead, and the Cornhuskers were unable to rally.

Washington set the tone in the first game. Neither team was able to hit at better than a .087 percentage, but Washington had more production on defense. The Huskies recorded 25 digs of Nebraska kill attempts in the opening game, compared to 17 for the Cornhuskers. Sanja Tomasevic, an all-tournament selection, led the Huskies with eight digs in the game and 13 for the match.

Washington, which led the nation in hitting percentage in 2005, managed a .237 hitting percentage compared to Nebraska's .185. The Cornhuskers' Sarah Pavan had a match-high 16 kills.

The Cornhuskers, who had 10 more blocks in their semifinal match than Santa Clara, only managed one more than the Huskies.

TOURNAMENT PERCENTAGE LEADERS

Player, Team	K	E	TA	*Pct.	SA	DG	TB
Kisya Killingsworth, Florida	58	9	106	.462	0	9	16
Jennifer Saleaumua, Nebraska.....	51	7	100	.440	8	57	15
Sheila Shaw, Wisconsin.....	42	8	78	.436	3	11	18
Kristina Baum, Arizona	46	10	85	.424	5	38	16
Amber McCray, Florida.....	52	12	101	.396	0	3	19
Lisa Boyd, Missouri	49	9	103	.388	0	11	19
Chris Houghttelling, Nebraska	70	15	143	.385	8	47	20
Annalisa Muratore, Santa Clara.....	62	18	115	.383	0	6	15
Sarah Pavan, Nebraska	72	18	145	.372	6	28	20
Kristen Andre, Tennessee	77	20	156	.365	2	13	18

LEGEND: K (kills), E (errors), TA (total attempts), SA (service aces), DG (digs), TB (total blocks).

*Percentage is derived by subtracting errors from kills and dividing that remainder by total attempts. Minimum of 75 attempts to qualify.

Results

FIRST ROUND

Nebraska def. Alabama A&M, 30-15, 30-7, 30-15
 Duke def. American, 30-14, 30-16, 30-16
 San Diego def. Long Beach St., 30-28, 25-30, 30-26, 30-27
 UCLA def. Kansas, 30-14, 26-30, 30-17, 30-24
 Louisville def. Western Ky., 30-24, 28-30, 30-23, 30-22
 Maryland def. Kentucky, 25-30, 30-26, 30-24, 30-23
 Kansas St. def. Florida A&M, 27-30, 30-14, 30-27, 30-28
 Florida def. Fla. Atlantic, 30-19, 30-15, 30-14
 Stanford def. Nevada, 30-25, 30-20, 30-21
 Santa Clara def. Sacramento St., 23-30, 30-23, 30-20, 30-23
 Pepperdine def. Brigham Young, 30-24, 30-28, 24-30, 30-28
 Southern California def. UC Santa Barb., 27-30, 30-22, 30-24, 30-22
 Ohio St. def. Marshall, 30-25, 30-26, 30-22
 Ohio def. Alabama, 28-30, 30-18, 30-22, 30-23
 Utah def. Loyola Marymount, 30-10, 30-22, 30-20
 Arizona def. Utah St., 30-26, 30-27, 30-20
 Washington def. Siena, 30-21, 30-17, 30-18
 Colorado St. def. Colorado, 26-30, 30-24, 30-19, 30-27
 Col. of Charleston def. North Carolina, 30-28, 23-30, 30-16, 31-29
 Purdue def. VCU, 30-27, 30-24, 30-21
 Wisconsin def. Loyola (Ill.), 30-18, 30-26, 30-14
 California def. Valparaiso, 30-26, 30-24, 30-21
 Northwestern def. Texas A&M, 30-26, 20-30, 30-28, 27-30, 15-12

Notre Dame def. Dayton, 30-21, 30-25, 26-30, 28-30, 15-13
 Hawaii def. Texas St., 30-25, 30-18, 30-23
 Texas def. LSU, 30-19, 30-28, 30-26
 Arkansas def. St. Mary's (Cal.), 30-27, 30-17, 30-21
 Missouri def. Missouri St., 30-27, 30-18, 30-26
 Tennessee def. Jacksonville St., 30-23, 30-13, 30-28
 Minnesota def. Winthrop, 30-13, 30-13, 30-24
 Long Island def. Cornell, 31-29, 30-24, 35-33
 Penn St. def. Binghamton, 30-15, 30-8, 30-10

SECOND ROUND

Nebraska def. Duke, 30-19, 30-19, 30-20
 UCLA def. San Diego, 30-24, 30-23, 30-19
 Louisville def. Maryland, 30-23, 30-26, 30-28
 Florida def. Kansas St., 30-21, 31-29, 30-25
 Santa Clara def. Stanford, 23-30, 30-19, 30-27, 31-29
 Pepperdine def. Southern California, 30-28, 30-28, 30-23
 Ohio def. Ohio St., 30-27, 30-23, 30-22
 Arizona def. Utah, 30-28, 30-26, 28-30, 30-27
 Washington def. Colorado St., 30-21, 30-25, 30-18
 Purdue def. Col. of Charleston, 30-22, 30-20, 30-28
 Wisconsin def. California, 30-23, 30-22, 30-25
 Notre Dame def. Northwestern, 30-27, 32-30, 30-28
 Hawaii def. Texas, 19-30, 30-18, 30-21, 30-20
 Missouri def. Arkansas, 30-25, 30-16, 30-11
 Tennessee def. Minnesota, 30-19, 24-30, 20-30, 30-27, 15-11
 Penn St. def. Long Island, 30-11, 30-27, 30-8

REGIONAL SEMIFINALS

Nebraska def. UCLA, 30-28, 30-23, 30-16
 Florida def. Louisville, 30-28, 30-25, 30-22
 Santa Clara def. Pepperdine, 30-28, 30-23, 30-14
 Arizona def. Ohio, 35-37, 30-23, 26-30, 30-18, 15-12
 Washington def. Purdue, 30-25, 30-19, 30-20
 Wisconsin def. Notre Dame, 30-25, 28-30, 30-25, 25-30, 15-9
 Missouri def. Hawaii, 30-26, 26-30, 30-27, 30-22
 Tennessee def. Penn St., 30-27, 14-30, 30-27, 33-31

REGIONAL FINALS

Nebraska def. Florida, 30-26, 30-24, 30-16
 Santa Clara def. Arizona, 22-30, 30-24, 30-26, 15-30, 17-15
 Washington def. Wisconsin, 30-28, 30-25, 30-23
 Tennessee def. Missouri, 30-28, 30-27, 25-30, 30-17

SEMIFINALS

DECEMBER 15 AT SAN ANTONIO, TEXAS

Washington 3, Tennessee 0

Tennessee

No.	Name	GP	K	E	TA	PCT	A	SA	SE	RE	DIG	BS	BA	BE	BHE
1	Yuliya Stoyanova	3	5	2	13	.231	1	1	3	1	4	0	1	0	0
3	Chelsea Noble	3	0	0	0	.000	2	0	0	2	3	0	0	0	0
10	Kristen Andre	3	21	5	41	.390	1	0	0	0	1	1	1	0	0
15	Kelsey Fautsch	3	4	6	20	-.100	1	1	0	3	8	0	1	0	1
24	Sarah Blum	3	9	1	23	.348	0	0	0	0	0	0	5	0	0
55	Julie Knytych	3	4	0	9	.444	36	0	0	0	14	0	1	0	1
4	Mindy Flynn	3	1	2	9	-.111	1	0	0	0	0	0	3	1	1
7	Annie Sadowski	3	0	0	0	.000	0	0	0	0	1	0	0	0	0
11	Milan Clarke	1	0	0	0	.000	0	0	0	0	0	0	0	0	0
14	Amy Morris	3	0	0	0	.000	0	0	1	0	15	0	0	0	0
Totals		3	44	16	115	.243	42	2	4	6	46	1	12	1	3

TEAM ATTACK PER GAME

Game	K	E	TA	Pct.
1	18	6	43	.279
2	12	3	33	.273
3	14	7	39	.179

TOTAL TEAM BLOCKS: 7.0

GAME SCORES

	1	2	3
Tennessee	25	19	21
Washington	30	30	30

TEAM RECORDS

Tennessee	25-9
Washington	31-1

Washington

No.	Name	GP	K	E	TA	PCT	A	SA	SE	RE	DIG	BS	BA	BE	BHE
2	Alesha Deesing	3	6	1	12	.417	0	0	0	0	0	1	2	0	0
3	Courtney Thompson	3	1	0	2	.500	54	0	0	1	7	0	2	0	1
9	Christal Morrison	3	18	3	40	.375	1	2	1	0	8	0	3	0	0
11	Darla Myhre	3	7	0	14	.500	0	0	0	0	0	0	6	0	0
15	Danka Danicic	3	0	0	0	.000	0	1	0	0	0	8	0	0	0
21	Sanja Tomasevic	3	12	5	31	.226	1	1	0	0	8	0	3	0	0
8	Asley Aratani	3	0	0	0	.000	0	2	1	0	1	0	0	0	0
10	Brie Hagerty	3	16	6	34	.294	0	0	0	0	2	0	0	0	0
14	Candace Lee	3	0	0	0	.000	1	0	0	1	16	0	0	0	1
Totals		3	60	15	133	.338	57	6	2	2	50	1	16	0	2

TEAM ATTACK PER GAME

Game	K	E	TA	Pct.
1	21	6	47	.319
2	21	4	42	.405
3	18	5	44	.295

TOTAL TEAM BLOCKS: 9.0

Nebraska 3, Santa Clara 0

Santa Clara

No.	Name	GP	K	E	TA	PCT	A	SA	SE	RE	DIG	BS	BA	BE	BHE
1	Brittany Lowe	3	9	5	18	.222	2	0	0	1	6	0	0	0	0
3	Kim McGiven	3	9	10	31	-.032	1	0	0	0	7	1	0	0	0
4	Cassie Perret	3	9	2	22	.318	2	1	0	3	3	0	0	0	0
14	Annalisa Muratore	3	6	3	16	.188	0	0	0	0	0	0	1	0	0
15	Anna Cmaylo	3	10	5	22	.227	0	0	0	0	0	0	0	0	0
24	Crystal Matic	3	1	2	8	-.125	35	1	3	0	4	0	1	0	1
5	Caroline Walters	3	0	0	0	.000	2	1	0	1	12	0	0	0	0
6	Kristen Luxton	3	0	0	0	.000	0	1	3	0	2	0	0	0	0
7	Nichole Clark	2	0	0	0	.000	0	0	0	0	0	0	0	0	0
Totals		3	44	27	117	.145	42	4	6	5	34	1	2	0	1

TEAM ATTACK PER GAME

Game	K	E	TA	Pct.
1	16	10	37	.162
2	1	10	39	.128
3	13	7	41	.146

TOTAL TEAM BLOCKS: 2.0

GAME SCORES

	1	2	3
Santa Clara	24	19	21
Nebraska	30	30	30

TEAM RECORDS

Santa Clara	27-5
Nebraska	33-1

Nebraska

No.	Name	GP	K	E	TA	PCT	A	SA	SE	RE	DIG	BS	BA	BE	BHE
1	Maggie Griffin	3	1	0	1	1.000	21	0	0	0	3	0	0	0	2
3	Chris Houghtelling	3	10	1	21	.429	0	0	1	0	9	0	3	0	0
8	Melissa Elmer	3	13	2	17	.647	2	0	0	0	1	1	6	0	0
9	Sarah Pavan	3	11	0	22	.500	1	0	1	3	5	0	2	1	0
10	Jordan Larson	3	6	1	13	.385	1	1	1	0	6	0	2	2	1
26	Jennifer Saleaumua	3	7	2	13	.385	6	3	0	1	7	0	3	0	0
5	Rachel Schwartz	2	0	0	0	.000	0	0	1	0	0	0	0	0	0
7	Dani Mancuso	1	0	1	2	-.500	0	0	0	0	0	0	1	0	0
11	Tracy Stalls	3	3	0	9	.333	0	0	0	0	0	1	4	1	0
18	Dani Busboom	3	0	0	0	.000	16	1	0	0	5	0	0	0	1
Totals		3	51	7	98	.449	47	5	4	4	36	2	21	4	4

TEAM ATTACK PER GAME TOTAL TEAM BLOCKS: 12.5

Game	K	E	TA	Pct.
1	14	2	31	.387
2	18	3	31	.484
3	19	2	36	.472

**CHAMPIONSHIP
DECEMBER 17 AT SAN ANTONIO, TEXAS
Washington 3, Nebraska 0**

Washington

No.	Name	GP	K	E	TA	PCT	A	SA	SE	RE	DIG	BS	BA	BE	BHE
2	Alesha Deesing	3	6	2	14	.286	1	0	0	0	0	0	4	0	0
3	Courtney Thompson	3	1	0	1	1.000	41	1	0	0	10	0	2	0	2
9	Christal Morrison	3	15	7	44	.182	0	0	1	1	9	1	6	1	0
11	Darla Myhre	3	6	0	11	.545	0	0	0	0	1	1	5	0	0
15	Danka Danicic	3	0	0	0	.000	1	1	0	0	11	0	0	0	0
21	Sanja Tomasevic	3	12	5	34	.206	1	0	0	0	13	1	2	0	0
8	Ashley Aratani	3	0	0	0	.000	0	1	0	0	4	0	0	0	0
10	Brie Hagerty	3	10	5	27	.185	0	0	0	1	3	0	1	2	0
14	Candace Lee	3	0	0	0	.000	2	1	0	2	10	0	0	0	0
	Totals	3	50	19	131	.237	46	4	1	4	61	3	20	3	2

TEAM ATTACK PER GAME TOTAL TEAM BLOCKS: 13.0

Game	K	E	TA	Pct.
1	15	11	46	.087
2	17	3	40	.350
3	18	5	45	.289

GAME SCORES	1	2	3	TEAM RECORDS
Washington	30	30	30	32-1
Nebraska	26	25	26	33-2

Nebraska

No.	Name	GP	K	E	TA	PCT	A	SA	SE	RE	DIG	BS	BA	BE	BHE
1	Maggie Griffin	3	0	0	0	.000	25	0	1	0	1	0	0	0	1
3	Chris Houghtelling	3	10	7	38	.079	1	0	1	2	11	0	6	0	0
8	Melissa Elmer	3	7	5	23	.087	0	0	0	0	1	0	5	3	0
9	Sarah Pavan	3	16	4	28	.429	2	2	3	2	5	0	3	0	0
10	Jordan Larson	3	1	5	20	-.200	1	1	4	0	12	0	2	0	0
26	Jennifer Saleaumua	3	12	0	22	.545	1	0	0	0	9	0	3	0	0
5	Rachel Schwartz	3	0	0	0	.000	0	0	0	0	1	0	0	0	0
7	Dani Mancuso	2	2	1	6	.167	1	0	0	0	4	0	0	0	0
11	Tracy Stalls	3	3	2	9	.111	4	0	0	0	0	0	9	1	0
18	Dani Busboom	3	0	0	0	.000	16	1	0	0	7	0	0	0	1
	Totals	3	51	24	146	.185	51	4	9	4	51	0	28	4	2

TEAM ATTACK PER GAME TOTAL TEAM BLOCKS: 14.0

Game	K	E	TA	Pct.
1	12	8	49	.082
2	20	10	51	.196
3	19	6	46	.283

History

Team Results

Year	Champion (Record)	Coach	Score	Runner-Up	Host or Site	Championship Match Attend.†	Championship Total Attend.†
1981	Southern California (27-10)	Chuck Erbe	3-2	UCLA	UCLA	6,289	11,875
1982	Hawaii (33-1)	Dave Shoji	3-2	Southern California	Pacific	4,126	18,462
1983	Hawaii (34-2)	Dave Shoji	3-0	UCLA	Kentucky	2,000	27,863
1984	UCLA (33-6)	Andy Banachowski	3-2	Stanford	UCLA	4,285	29,215
1985	Pacific (36-3)	John Dunning	3-1	Stanford	Western Mich.	7,876	37,521
1986	Pacific (39-3)	John Dunning	3-0	Nebraska	Pacific	6,500	40,103
1987	Hawaii (37-2)	Dave Shoji	3-1	Stanford	Indianapolis	6,885	41,811
1988	Texas (34-5)	Mick Haley	3-0	Hawaii	Minnesota	9,107	40,437
1989	Long Beach St. (32-5)	Brian Gimmillaro	3-0	Nebraska	Hawaii	5,693	50,170
1990	UCLA (36-1)	Andy Banachowski	3-0	Pacific	Maryland	5,314	57,036
1991	UCLA (31-5)	Andy Banachowski	3-2	Long Beach St.	UCLA	7,177	56,934
1992	Stanford (31-2)	Don Shaw	3-1	UCLA	New Mexico	4,693	46,704
1993	Long Beach St. (32-2)	Brian Gimmillaro	3-1	Penn St.	Wisconsin	11,114	67,935
1994	Stanford (32-1)	Don Shaw	3-1	UCLA	Texas	8,312	69,428
1995	Nebraska (32-1)	Terry Pettit	3-1	Texas	Massachusetts	7,364	100,565
1996	Stanford (31-2)	Don Shaw	3-0	Hawaii	Cleveland St.	8,009	99,303
1997	Stanford (33-2)	Don Shaw	3-2	Penn St.	Washington St.	10,792	80,791
1998	Long Beach St. (36-0)	Brian Gimmillaro	3-2	Penn St.	Wisconsin	13,194	104,861
1999	Penn St. (36-1)	Russ Rose	3-0	Stanford	Hawaii	10,252	95,523
2000	Nebraska (34-0)	John Cook	3-2	Wisconsin	VCU	8,444	109,488
2001	Stanford (33-2)	John Dunning	3-0	Long Beach St.	San Diego St.	10,067	92,775
2002	Southern California (31-1)	Mick Haley	3-1	Stanford	New Orleans	6,451	80,957
2003	Southern California (35-0)	Mick Haley	3-1	Florida	Dallas	7,261	97,958
2004	Stanford (30-6)	John Dunning	3-0	Minnesota	Long Beach St.	8,826	83,123
2005	Washington (32-1)	Jim McLaughlin	3-0	Nebraska	UTSA	8,482	109,431

†Paid attendance.

All-Tournament Teams

**Most Outstanding Player.*

1981

Jeanne Beauprey, UCLA
Jayne Gibson, Pacific
Patty Orozco, UCLA
Linda Robertson, UCLA
Dana Smith, Southern California
Cathy Stukel, Southern California

1982

Tracy Clark, Southern California
Deitre Collins, Hawaii
Mary Holland, San Diego St.
Kim Oden, Stanford
Kim Ruddins, Southern California
Lisa Strand, Hawaii

1983

Deitre Collins, Hawaii
Joyce Kaapuni, Hawaii
Patty Orozco, UCLA
Kori Pulaski, Hawaii
Kari Rush, Stanford
Jan Sanders, Pacific

1984

Michelle Boyette, UCLA
Bobbi Broer, Stanford
Susan Compton, Stanford
Merja Connolly, UCLA
Liz Masakayan, UCLA
Kim Oden, Stanford

1985

Liz Masakayan, UCLA
Teri McGrath, Pacific
Elaina Oden, Pacific
Kim Oden, Stanford
Kim Ruddins, Southern California
Wendi Rush, Stanford

1986

Karen Dahlgren, Nebraska
Tisha Delaney, Nebraska
Brooke Herrington, Pacific
Liz Hert, Pacific
Teri McGrath, Pacific
Elaina Oden, Pacific

1987

Suzanne Eagye, Hawaii
Diana Jessie, Hawaii
Nancy Reno, Stanford
Wendi Rush, Stanford
Teresa Smith, Stanford
Tee Williams, Hawaii

1988

Martina Cincerova, Hawaii
Dawn Davenport, Texas
Mary Eggers, Illinois
Stacie Nichols, Texas
Sue Schelfhout, Texas
Tee Williams, Hawaii

1989

Tara Cross, Long Beach St.
Val Novak, Nebraska
Chris Rudiger, Texas-Arlington
Sheri Sanders, Long Beach St.
Eileen Shannon, Nebraska
Antoinette White, Long Beach St.

1990

Natalie Williams, UCLA
Marissa Hatchett, UCLA
Jenny Evans, UCLA
Holly McPeak, UCLA
Monique Adams, LSU
Krissy Fifer, Pacific

1991

Sabrina Hernandez, Long Beach St.
Danielle Scott, Long Beach St.
Elaine Youngs, UCLA
Christine Romero, Long Beach St.
Angie Miller, LSU
*Antoinette White, Long Beach St.
*Natalie Williams, UCLA

1992

Carrie Feldman, Stanford

Aycan Gokberk, Florida
Bev Oden, Stanford
Cary Wendell, Stanford
Natalie Williams, UCLA
Elaine Youngs, UCLA

1993

Nichelle Burton, Long Beach St.
Salima Davidson, Penn St.
Charlene Johnson, Brigham Young
Jen Reimers, Penn St.
Danielle Scott, Long Beach St.
Zeynep Ton, Penn St.

1994

Jenny Johnson, UCLA
Marnie Triefenbach, Stanford
Annett Buckner, UCLA
Kristin Folk, Stanford
Salima Davidson, Penn St.
Cary Wendell, Stanford

1995

Allison Weston, Nebraska
Kate Crnich, Nebraska
Kristin Folk, Stanford
Christy Johnson, Nebraska
Demetria Sance, Texas
Billie Winsett, Nebraska

1996

*Kerri Walsh, Stanford
Kristin Folk, Stanford
Lisa Sharpley, Stanford
Angelica Ljungquist, Hawaii
Robyn Ah Mow, Hawaii
Lisa Reitsma, Nebraska

1997

*Terri Zemaits, Penn St.
Kristin Folk, Stanford
Paula McNamee, Stanford
Carrie Schonveld, Penn St.
Lisa Sharpley, Stanford
Lauren Cacciamani, Penn St.

1998

*Misty May, Long Beach St.
*Lauren Cacciamani, Penn St.
Benishe Dillard, Long Beach St.
Veronica Walls, Long Beach St.
Jessica Alvarado, Long Beach St.
Bonnie Bremner, Penn St.

1999

*Lauren Cacciamani, Penn St.
Bonnie Bremner, Penn St.
Carrie Schonveld, Penn St.
Kerri Walsh, Stanford
Logan Tom, Stanford
Elsa Stegemenn, Pacific

2000

*Greichaly Cepero, Nebraska
Amber Holmquist, Nebraska
Laura Pilakowski, Nebraska
Lizzy Fitzgerald, Wisconsin
Sherisa Livingston, Wisconsin
Lily Kahumoku, Hawaii

2001

*Logan Tom, Stanford
Ogonna Nnamani, Stanford
Robyn Lewis, Stanford
Ashley Ivy, Stanford
Tayyiba Haneef, Long Beach St.
Brittany Hochevar, Long Beach St.

2002

*Keao Burdine, Southern California
Katie Olsovsky, Southern California
April Ross, Southern California
Logan Tom, Stanford
Ogonna Nnamani, Stanford
Kim Willoughby, Hawaii

2003

*Keao Burdine, Southern California
Bibiana Candelas, Southern California
April Ross, Southern California
Jane Collymore, Florida
Aury Cruz, Florida

Cassie Busse, Minnesota

2004

*Ogonna Nnamani, Stanford
Jennifer Hucke, Stanford
Kristin Richards, Stanford
Bryn Kehoe, Stanford
Erin Martin, Minnesota
Paula Gentil, Minnesota

2005

*Christal Morrison, Washington
Sanja Tomasevic, Washington
Courtney Thompson, Washington
Chris Houghttelling, Nebraska
Sarah Pavan, Nebraska
Jennifer Saleaumua, Nebraska
Kristen Andre, Tennessee

Individual Records

KILLS, MATCH

46—Elsa Stegemann, Pacific (3) vs. Michigan (2), 12-4-99.

KILLS, TOURNAMENT

165—Ogonna Nnamani, Stanford, 2004 (18 vs. Jacksonville, 30 vs. Florida, 28 vs. Texas, 27 vs. Wisconsin, 33 vs. Washington, 29 vs. Minnesota).

TOTAL ATTEMPTS, MATCH

99—Tee Williams-Sanders, Hawaii (3) vs. Cal Poly (2), 12-8-89.

TOTAL ATTEMPTS, TOURNAMENT

356—Ogonna Nnamani, Stanford, 2004 (36 vs. Jacksonville, 89 vs. Florida, 56 vs. Texas, 49 vs. Wisconsin, 78 vs. Washington, 48 vs. Minnesota).

SERVICE ACES, MATCH

11—Beverly Robinson, Tennessee (3) vs. Northwestern (2), 12-4-82.

SERVICE ACES, TOURNAMENT

20—Misty May, Long Beach St., 1998 (4 vs. Southern U., 4 vs. Arizona, 4 vs. Illinois, 4 vs. Texas, 2 vs. Florida, 2 vs. Penn St.).

BLOCK SOLOS, MATCH

11—Marsha Bond, Kentucky (1) vs. Hawaii (3), 12-11-83.

BLOCK SOLOS, TOURNAMENT

15—Jayne Gibson, Pacific, 1981 (2 vs. Penn St., 4 vs. Cal Poly, 6 vs. Southern California, 3 vs. San Diego St.); Dietre Collins, Hawaii, 1982 (1 vs. San Jose St., 6 vs. Cal Poly, 2 vs. Stanford, 6 vs. Southern California); Ogonna Nnamani, Stanford, 2004 (2 vs. Jacksonville, 3 vs. Florida, 2 vs. Texas, 2 vs. Wisconsin, 5 vs. Washington, 1 vs. Minnesota).

DIGS, MATCH

53—Taylor Rayfield, North Carolina (1) vs. Col. of Charleston (3), 12-2-05.

DIGS, TOURNAMENT

173—Paula Gentil, Minnesota, 2004 (25 vs. Long Island, 21 vs. Yale, 38 vs. Ohio St., 41 vs. Georgia Tech, 33 vs. Southern California, 15 vs. Stanford).

HITTING PERCENTAGE, MATCH

(Min. 15 Attempts)

.889—Nicole Fawcett, Penn St. (3) vs. Long Island (0), 12-3-05 (16-0/18).

HITTING PERCENTAGE, TOURNAMENT

(Min. 75 Attempts)

.564—Marissa Dalee, Arizona, 2000 (.588 vs. Alabama A&M, 11-1/17; .667 vs. Michigan, 13-1/18; .294 vs. Brigham Young, 6-1/17; .654 vs. Nebraska, 17-0/26).

Team Records

KILLS, MATCH

112—Texas-Arlington (3) vs. Pepperdine (2), 12-3-88; UC Santa Barb. (2) vs. Cal Poly (3), 12-3-89; Texas (2) vs. LSU (3), 12-9-90.

KILLS, TOURNAMENT

400—Wisconsin, 2000 (31 vs. Bucknell, 80 vs. UNI, 72 vs. Kansas St., 95 vs. UCLA, 60 vs. Southern California, 62 vs. Nebraska).

TOTAL ATTEMPTS, MATCH

328—UC Santa Barb. (2) vs. Cal Poly (3), 12-3-89.

TOTAL ATTEMPTS, TOURNAMENT

1,019—Wisconsin, 2000 (56 vs. Bucknell, 178 vs. UNI, 182 vs. Kansas St., 260 vs. UCLA, 152 vs. Southern California, 191 vs. Nebraska).

SERVICE ACES, MATCH

20—Tennessee (3) vs. Northwestern (2), 12-4-82.

SERVICE ACES, TOURNAMENT

43—Long Beach St., 1998 (15 vs. Southern U., 7 vs. Arizona, 8 vs. Illinois, 6 vs. Texas, 4 vs. Florida, 3 vs. Penn St.).

BLOCK SOLOS, MATCH

25—Kentucky (1) vs. Hawaii (3), 12-11-83.

BLOCK SOLOS, TOURNAMENT

35—Hawaii, 1983 (11 vs. Tennessee, 10 vs. Kentucky, 6 vs. Stanford, 8 vs. UCLA).

DIGS, MATCH

177—UC Santa Barb. (2) vs. Cal Poly (3), 12-3-89.

DIGS, TOURNAMENT

410—Wisconsin, 2000 (26 vs. Bucknell, 72 vs. UNI, 71 vs. Kansas St., 99 vs. UCLA, 67 vs. Southern California, 75 vs. Nebraska).

HITTING PERCENTAGE, MATCH

.667—Stanford (3) vs. Pacific (1), 12-18-83.

HITTING PERCENTAGE, TOURNAMENT

(Min. 2 Matches)

.369—Long Beach St., 1995 (.473 vs. Colorado St., 66-14/110; .299 vs. San Diego St., 69-20/164).

Won-Lost Records in Tournament Play

(Note: Beginning in 1986, no third-place match was played. Third place is awarded to both teams that lose in the semifinals.)

Team (Years Participated)	Yrs.	Won	Lost	Pct.	1st	2nd	3rd	4th
Alabama (2005).....	1	0	1	.000	0	0	0	0
Alabama A&M (2000-01-02-03-04-05).....	6	0	6	.000	0	0	0	0
Albany (N.Y.) (2004).....	1	0	1	.000	0	0	0	0
Alliant Int'l (1986).....	1	0	1	.000	0	0	0	0
American (1997-98-2001-02-03-04-05).....	7	0	7	.000	0	0	0	0
Appalachian St. (1993-94).....	2	0	2	.000	0	0	0	0
Arizona (1981-82-83-84-85-86-87-88-89-93-94-96-97-98-99-2000-01-02-03-04-05).....	21	26	21	.553	0	0	0	0
Arizona St. (1981-82-83-85-86-87-88-92-93-94-95-99-2000-02).....	14	7	14	.333	0	0	0	0
Arkansas (1996-97-98-99-2001-03-04-05).....	8	7	8	.467	0	0	0	0
Ark.-Little Rock (1996-97-98-2000).....	4	0	4	.000	0	0	0	0
Arkansas St. (1992-94-95-99).....	4	0	4	.000	0	0	0	0
Ball St. (1992-93-94-95-99-2000-02).....	7	2	7	.222	0	0	0	0
Baylor (1999-2001).....	2	1	2	.333	0	0	0	0
Binghamton (2005).....	1	0	1	.000	0	0	0	0
Bowling Green (1991).....	1	0	1	.000	0	0	0	0
Brigham Young (1981-82-83-84-85-86-87-88-90-91-92-93-94-95-96-97-98-99-2000-01-03-05).....	22	27	22	.551	0	0	1	0
Brown (1996-98).....	2	0	2	.000	0	0	0	0
Bucknell (1998-2000).....	2	0	2	.000	0	0	0	0
Butler (1997).....	1	0	1	.000	0	0	0	0
Cal Poly (1981-82-83-84-85-86-87-88-89-99-2000-02).....	12	10	12	.455	0	0	0	0
Cal St. Northridge (1992-96-2003-04).....	4	0	4	.000	0	0	0	0
California (1982-83-87-88-89-2002-03-04-05).....	9	8	9	.471	0	0	0	0
UC Irvine (1988-2003-04).....	3	1	3	.250	0	0	0	0
UC Santa Barb. (1981-82-83-84-85-86-87-88-89-90-91-92-93-94-95-96-97-98-99-2000-01-02-03-04-05).....	25	21	25	.457	0	0	0	0
UCF (1994-95-96-97-2001-02-03).....	7	2	7	.222	0	0	0	0
Col. of Charleston (2002-04-05).....	3	1	3	.250	0	0	0	0
Chattanooga (1997-98).....	2	0	2	.000	0	0	0	0
Cincinnati (1981-99-2000-01-02-03).....	6	1	6	.143	0	0	0	0
Clemson (1993-94-97-98-99).....	5	2	5	.286	0	0	0	0
Coastal Caro. (1996-98).....	2	0	2	.000	0	0	0	0
Colgate (1996-99).....	2	0	2	.000	0	0	0	0
Colorado (1989-91-92-93-94-95-96-97-98-99-2000-01-03-04-05).....	15	8	15	.348	0	0	0	0
Colorado St. (1983-84-85-86-87-88-95-96-97-98-99-2000-01-02-03-04-05).....	17	16	17	.485	0	0	0	0
Cornell (1993-2005).....	2	0	2	.000	0	0	0	0
Davidson (1999-2000).....	2	0	2	.000	0	0	0	0
Dayton (2003-04-05).....	3	1	3	.250	0	0	0	0
DePaul (1993-2001).....	2	0	2	.000	0	0	0	0
Duke (1984-85-86-91-92-93-94-2000-01-02-05).....	11	6	11	.353	0	0	0	0
Eastern Ill. (2001).....	1	0	1	.000	0	0	0	0
Eastern Ky. (1984-2004).....	2	0	2	.000	0	0	0	0
Eastern Wash. (1989-98-99-2001).....	4	1	4	.200	0	0	0	0
Fairfield (1997-98-99-2000-01).....	5	0	5	.000	0	0	0	0
Florida (1987-91-92-93-94-95-96-97-98-99-2000-01-02-03-04-05).....	16	43	16	.729	0	1	6	0
Florida A&M (1999-2001-02-03-04-05).....	6	1	6	.143	0	0	0	0
Fla. Atlantic (1999-2005).....	2	0	2	.000	0	0	0	0
Florida Int'l (2001).....	1	1	1	.500	0	0	0	0
Florida St. (1983-85-87-88-89-90-92-93-97-98-2002).....	11	1	11	.083	0	0	0	0
Fresno St. (1984-91-98-2002).....	4	2	4	.333	0	0	0	0
George Mason (1993-94-95-96-2002-03).....	6	1	6	.143	0	0	0	0
George Washington (1993-94-95-2000).....	4	3	4	.429	0	0	0	0
Georgetown (1998-99).....	2	0	2	.000	0	0	0	0
Georgia (1985-86-91-92-93-94-95-2004).....	8	5	8	.385	0	0	0	0
Ga. Southern (2001-03).....	2	0	2	.000	0	0	0	0
Georgia St. (2000).....	1	0	1	.000	0	0	0	0
Georgia Tech (1994-95-96-2000-01-02-03-04).....	8	9	8	.529	0	0	0	0
Gonzaga (1990).....	1	0	1	.000	0	0	0	0
Hawaii (1981-82-83-84-85-86-87-88-89-90-91-93-94-95-96-97-98-99-2000-01-02-03-04-05).....	24	58	21	.734	3	2	3	0
Hofstra (1995-96-97-99-2000).....	5	0	5	.000	0	0	0	0

Team (Years Participated)	Yrs.	Won	Lost	Pct.	1st	2nd	3rd	4th
Houston (1989-91-92-93-94-95-96-97-98-99-2000)	11	3	11	.214	0	0	0	0
Idaho (1992-93-94-95-2003-04)	6	2	6	.250	0	0	0	0
Idaho St. (1986-87-90)	3	0	3	.000	0	0	0	0
Illinois (1985-86-87-88-89-90-91-92-93-94-95-98-99-2001-03-04)	16	21	16	.568	0	0	2	0
Illinois St. (1982-83-84-85-88-89-92-93-96-97-98)	11	2	11	.154	0	0	0	0
Indiana (1995-98-99-2002)	4	2	4	.333	0	0	0	0
Iona (2004)	1	0	1	.000	0	0	0	0
Iowa (1989-94)	2	0	2	.000	0	0	0	0
Iowa St. (1995)	1	1	1	.500	0	0	0	0
Jacksonville (2004)	1	0	1	.000	0	0	0	0
Jacksonville St. (2005)	1	0	1	.000	0	0	0	0
James Madison (1999-2000)	2	0	2	.000	0	0	0	0
Kansas (2003-04-05)	3	2	3	.400	0	0	0	0
Kansas St. (1996-97-98-99-2000-01-02-03-04-05)	10	11	10	.524	0	0	0	0
Kentucky (1983-87-88-90-92-93-2005)	7	7	7	.500	0	0	0	0
Lamar (1983-84-93)	3	0	3	.000	0	0	0	0
Lehigh (1997)	1	0	1	.000	0	0	0	0
Liberty (1997-99-2001)	3	0	3	.000	0	0	0	0
Long Beach St. (1985-87-88-89-90-91-92-93-94-95-96-97-98-99-2000-01-02-03-04-05)	20	45	17	.726	3	2	3	0
Long Island (2004-05)	2	1	2	.333	0	0	0	0
LSU (1986-87-89-90-91-92-2005)	7	10	7	.588	0	0	2	0
Louisville (1982-90-91-92-93-94-95-96-98-99-2000-01-02-03-04-05)	16	12	16	.429	0	0	0	0
Loyola Marymount (1986-94-95-96-97-99-2000-03-04-05)	10	5	10	.333	0	0	0	0
Loyola (Ill.) (1995-99-2000-04-05)	5	0	5	.000	0	0	0	0
Manhattan (2002-03)	2	0	2	.000	0	0	0	0
Marshall (1995-2005)	2	0	2	.000	0	0	0	0
Maryland (1990-95-96-97-2003-04-05)	7	5	7	.417	0	0	0	0
UMBC (1998)	1	0	1	.000	0	0	0	0
Memphis (1994)	1	0	1	.000	0	0	0	0
Miami (Fla.) (2002)	1	2	1	.667	0	0	0	0
Miami (Ohio) (1981-90-95-96-97-98)	6	1	6	.143	0	0	0	0
Michigan (1997-99-2000-02-03-04)	6	5	6	.455	0	0	0	0
Michigan St. (1994-95-96-97-98-99-2000-01-02-03)	10	11	10	.524	0	0	1	0
Middle Tenn. (1995)	1	0	1	.000	0	0	0	0
Minnesota (1989-93-96-97-99-2000-01-02-03-04-05)	11	22	11	.667	0	1	1	0
Missouri (2000-01-02-03-04-05)	6	5	6	.455	0	0	0	0
Missouri St. (1982-90-93-2003-05)	5	0	5	.000	0	0	0	0
Montana (1990-91-94)	3	1	3	.250	0	0	0	0
Morgan St. (1997-98-2000)	3	0	3	.000	0	0	0	0
Murray St. (2003)	1	0	1	.000	0	0	0	0
Nebraska (1982-83-84-85-86-87-88-89-90-91-92-93-94-95-96-97-98-99-2000-01-02-03-04-05)	24	64	22	.744	2	3	4	0
Nevada (1998-2001-02-04-05)	5	0	5	.000	0	0	0	0
New Hampshire (1998-2002-03)	3	0	3	.000	0	0	0	0
New Mexico (1981-88-90-91-92-93-94)	7	5	7	.417	0	0	0	0
New Mexico St. (2003-04)	2	0	2	.000	0	0	0	0
Nicholls St. (2003)	1	0	1	.000	0	0	0	0
North Carolina (1982-83-88-89-98-99-2000-01-02-05)	10	5	10	.333	0	0	0	0
North Carolina St. (1987)	1	0	1	.000	0	0	0	0
North Texas (1995)	1	0	1	.000	0	0	0	0
Northeastern (2001)	1	0	1	.000	0	0	0	0
Northern Ariz. (1999)	1	0	1	.000	0	0	0	0
Northern Ill. (1993-96-97-98-2001)	5	3	5	.375	0	0	0	0
UNI (1986-87-91-94-95-98-99-2000-01-02-03)	11	10	11	.476	0	0	0	0
Northwestern (1981-82-83-84-2002-03-05)	7	1	7	.125	0	0	0	0
Notre Dame (1988-92-93-94-95-96-97-98-99-2000-01-02-03-04-05)	15	14	15	.483	0	0	0	0
Ohio (2003-04-05)	3	3	3	.500	0	0	0	0
Ohio St. (1989-90-91-92-93-94-95-96-97-98-99-2000-01-02-04-05)	16	24	16	.600	0	0	2	0
Oklahoma (1987-88-97)	3	3	3	.500	0	0	0	0
Oral Roberts (1995-96-97-98-99-2000-01-02)	8	4	8	.333	0	0	0	0
Oregon (1984-86-87-89)	4	1	4	.200	0	0	0	0
Oregon St. (1983-2001)	2	0	2	.000	0	0	0	0
Pacific (1981-82-83-84-85-86-87-88-89-90-91-92-93-94-95-96-97-98-99-2000-01-02-03-04)	24	46	24	.657	2	1	2	2
Penn (2001-02-03)	3	0	3	.000	0	0	0	0
Penn St. (1981-82-83-84-85-86-87-88-89-90-91-92-93-94-95-96-97-98-99-2000-01-02-03-04-05)	25	45	24	.652	1	3	1	0
Pepperdine (1981-82-84-86-87-88-89-90-91-97-98-99-2000-01-02-03-05)	17	14	17	.452	0	0	0	0
Pittsburgh (1982-84-86-87-90-91-92-93-94-2003-04)	11	3	11	.214	0	0	0	0
Prairie View (1999)	1	0	1	.000	0	0	0	0
Princeton (1994-97-99-2000)	4	0	4	.000	0	0	0	0
Providence (1983-85)	2	0	2	.000	0	0	0	0
Purdue (1981-82-83-84-85-87-90-2004-05)	9	9	9	.500	0	0	0	0
Radford (1993-2000)	2	0	2	.000	0	0	0	0
Rhode Island (1985-91)	2	0	2	.000	0	0	0	0
Rice (2004)	1	0	1	.000	0	0	0	0
Rider (1994)	1	0	1	.000	0	0	0	0
Robert Morris (1999-2000-01-02-03)	5	0	5	.000	0	0	0	0
Rutgers (1982)	1	0	1	.000	0	0	0	0
Sacramento St. (1997-98-99-2000-02-03-04-05)	8	1	8	.111	0	0	0	0
St. Mary's (Cal.) (2003-04-05)	3	2	3	.400	0	0	0	0
Sam Houston St. (1993-96)	2	0	2	.000	0	0	0	0
San Diego (1993-96-97-98-99-2001-02-03-04-05)	10	7	10	.412	0	0	0	0
San Diego St. (1981-82-83-84-85-86-88-89-90-94-95-96-2001)	13	15	13	.536	0	0	2	0
San Francisco (2003)	1	0	1	.000	0	0	0	0
San Jose St. (1982-83-84-85-86-87-88-89-90-98-2000-01)	12	8	13	.381	0	0	0	1

CHAMPIONSHIP RESULTS

Team (Years Participated)	Yrs.	Won	Lost	Pct.	1st	2nd	3rd	4th
Santa Clara (1992-93-98-99-2000-01-02-03-04-05)	10	6	10	.375	0	0	1	0
Siena (1995-2005)	2	0	2	.000	0	0	0	0
South Carolina (1984-95-97-98-2000-01-02)	7	4	7	.364	0	0	0	0
South Fla. (1993-95-96-97-98-2000-02)	7	2	7	.222	0	0	0	0
Southeast Mo. St. (1996-98-99-2000)	4	1	4	.200	0	0	0	0
Southern U. (1998)	1	0	1	.000	0	0	0	0
Southern California (1981-82-83-84-85-87-88-89-91-92-93-94-95-96-97-98-99-2000-01-02-03-04-05)	23	50	20	.714	3	1	3	0
Stanford (1981-82-83-84-85-86-87-88-89-90-91-92-93-94-95-96-97-98-99-2000-01-02-03-04-05)	25	77	20	.794	6	5	3	1
Stephen F. Austin (1994-97-99)	3	0	3	.000	0	0	0	0
Temple (1997-98-99-2002)	4	2	4	.333	0	0	0	0
Tennessee (1981-82-83-84-93-2000-04-05)	8	10	8	.556	0	0	1	0
Tenn.-Martin (2002)	1	0	1	.000	0	0	0	0
Tennessee Tech (1997)	1	0	1	.000	0	0	0	0
Texas (1982-83-84-85-86-87-88-89-90-91-92-93-94-95-96-97-98-99-2001-02-04-05)	22	43	21	.672	1	1	2	0
Texas-Arlington (1985-86-87-88-89-90-2001-02)	8	7	8	.467	0	0	1	0
UTSA (2000)	1	0	1	.000	0	0	0	0
Texas A&M (1981-82-85-86-93-94-95-96-97-98-99-2000-01-02-03-04-05)	17	20	17	.541	0	0	0	0
Texas St. (1986-91-98-2004-05)	5	0	5	.000	0	0	0	0
Texas Tech (1990-91-92-95-96-98-2000-01)	8	3	8	.273	0	0	0	0
Towson (2004)	1	0	1	.000	0	0	0	0
UCLA (1981-82-83-84-85-86-87-88-89-90-91-92-93-94-95-97-98-99-2000-01-02-03-04-05)	24	63	22	.741	3	4	2	1
Utah (1998-99-2000-01-02-03-04-05)	8	7	8	.467	0	0	0	0
Utah St. (2000-01-05)	3	2	3	.400	0	0	0	0
Valparaiso (2003-04-05)	3	0	3	.000	0	0	0	0
Villanova (1997)	1	0	1	.000	0	0	0	0
Virginia (1998-99)	2	0	2	.000	0	0	0	0
VCU (2005)	1	0	1	.000	0	0	0	0
Washington (1986-88-89-94-96-97-2002-03-04-05)	10	20	9	.670	1	0	1	0
Washington St. (1991-93-94-95-96-97-2000-01-02)	9	9	9	.500	0	0	0	0
Weber St. (1988)	1	0	1	.000	0	0	0	0
Western Ky. (2002-05)	2	0	2	.000	0	0	0	0
Western Mich. (1982-83-84-85-86-87-88-89-2000)	9	5	9	.357	0	0	0	0
Wichita St. (2004)	1	1	1	.500	0	0	0	0
William & Mary (2001)	1	0	1	.000	0	0	0	0
Winthrop (2002-03-04-05)	4	0	4	.000	0	0	0	0
Wisconsin (1990-91-93-94-96-97-98-99-2000-01-02-03-04-05)	14	26	14	.650	0	1	0	0
Wis.-Green Bay (2003)	1	0	1	.000	0	0	0	0
Wis.-Milwaukee (1998-99-2000-01-02)	5	0	5	.000	0	0	0	0
Wyoming (1986-89-90-94)	4	2	4	.333	0	0	0	0
Xavier (2001)	1	0	1	.000	0	0	0	0
Yale (2004)	1	1	1	.500	0	0	0	0

All-Time Results

1981 First Round: Texas A&M def. Pepperdine, 15-13, 15-12, 9-15, 15-9; Penn St. def. Cincinnati, 15-8, 15-6, 15-2; Purdue def. Tennessee, 15-13, 15-10, 15-10; New Mexico def. Miami (Ohio), 11-15, 15-11, 15-11, 15-9. **Regional Semifinals:** Hawaii def. Texas A&M, 15-6, 15-10, 15-7; Southern California def. Arizona, 15-6, 15-5, 15-10; Pacific def. Penn St., 10-15, 15-13, 15-10, 2-15, 15-13; Cal Poly def. Northwestern, 18-16, 15-11, 16-14; UCLA def. Purdue, 15-11, 6-15, 11-15, 15-8, 15-3; Stanford def. Arizona St., 15-0, 15-10, 15-6; San Diego St. def. New Mexico, 15-7, 15-3, 15-8; UC Santa Barb. def. Brigham Young, 15-11, 13-15, 4-15, 15-9, 15-8. **Regional Finals:** Southern California def. Hawaii, 15-12, 15-4, 11-15, 15-5; Pacific def. Cal Poly, 15-12, 15-12, 8-15, 15-9; UCLA def. Stanford, 4-15, 15-10, 15-10, 10-15, 15-3; San Diego St. def. UC Santa Barb., 15-9, 15-1, 15-8. **Semifinals:** Southern California def. Pacific, 9-15, 15-12, 15-11, 10-15, 15-11; UCLA def. San Diego St., 4-15, 15-8, 15-9, 15-8. **Third Place:** San Diego St. def. Pacific, 15-5, 15-10, 15-7. **Championship:** Southern California def. UCLA, 9-15, 15-7, 10-15, 15-13, 15-7.

1982 First Round: San Jose St. def. UC Santa Barb., 14-16, 15-6, 15-3, 12-15, 16-14; Arizona St. def. Illinois St., 14-16, 15-13, 15-8, 15-13; Cal Poly def. Pittsburgh, 15-9, 15-2, 15-5; Pacific def. North Carolina, 15-6, 15-3, 15-4; Arizona def. Texas A&M, 15-6, 15-8, 15-7; Texas def. Missouri St., 15-10, 8-15, 15-7, 15-13; Tennessee def. Northwestern, 15-12, 7-15, 4-15, 15-8, 15-9; Nebraska def. Penn St., 15-13, 15-5, 15-13; Purdue def. Rutgers, 12-15, 15-7, 15-3, 15-9; UCLA def. Louisville, 15-6, 15-4, 15-8; Brigham Young def. Western Mich., 15-10, 15-7, 15-7; California def. Pepperdine, 17-15, 15-13, 15-4. **Regional Semifinals:** Hawaii def. San Jose St., 15-10, 15-8, 15-2; Cal Poly def. Arizona St., 11-15, 15-11, 16-14, 15-10; Stanford def. Texas, 15-8, 15-8, 15-7; Pacific def.

Arizona, 15-13, 15-13, 7-15, 15-5; Southern California def. Tennessee, 15-11, 15-7, 15-8; Purdue def. Nebraska, 12-15, 12-15, 15-4, 15-12, 15-5; UCLA def. Brigham Young, 15-5, 15-4, 18-16; San Diego St. def. California, 15-8, 15-11, 11-15, 15-13. **Regional Finals:** Hawaii def. Cal Poly, 5-15, 15-8, 15-12, 15-6; Stanford def. Pacific, 15-6, 15-8, 15-11; Southern California def. Purdue, 15-13, 15-3, 15-8; San Diego St. def. UCLA, 15-7, 15-10, 6-15, 15-6. **Semifinals:** Hawaii def. Stanford, 12-15, 15-9, 12-15, 15-11, 15-6; Southern California def. San Diego St., 15-13, 15-12, 15-12. **Third Place:** San Diego St. def. Stanford, 13-15, 15-11, 17-15, 10-15, 16-14. **Championship:** Hawaii def. Southern California, 14-16, 9-15, 15-13, 15-10, 15-12.

1983 First Round: California def. Oregon St., 12-15, 9-15, 15-12, 15-11, 15-10; UC Santa Barb. def. Northwestern, 15-5, 15-13, 15-8; Cal Poly def. San Jose St., 15-5, 15-7, 14-16, 15-13; Purdue def. Illinois St., 15-9, 5-15, 3-15, 15-1, 15-5; Western Mich. def. Nebraska, 9-15, 15-12, 15-12, 15-8; Penn St. def. Providence, 15-10, 15-9, 15-9; Tennessee def. Florida St., 12-15, 12-15, 15-1, 15-10, 15-8; Texas def. Lamar, 15-4, 15-3, 15-10; Kentucky def. North Carolina, 15-2, 15-13, 15-12; Arizona def. Southern California, 15-10, 4-15, 15-10, 4-15, 15-9; San Diego St. def. Colorado St., 15-8, 15-12, 15-9; Brigham Young def. Arizona St., 15-8, 15-8, 15-12. **Regional Semifinals:** Pacific def. California, 15-11, 15-3, 15-3; Cal Poly def. UC Santa Barb., 15-4, 12-15, 15-11, 13-15, 15-4; Western Mich. def. Purdue, 15-3, 9-15, 15-9, 14-16, 15-10; UCLA def. Penn St., 15-1, 16-14, 15-11; Hawaii def. Tennessee, 15-6, 15-7, 15-4; Kentucky def. Texas, 15-7, 6-15, 14-16, 15-13, 15-10; San Diego St. def. Arizona, 11-15, 15-7, 15-1, 15-5; Stanford def. Brigham Young, 16-14, 4-15, 15-12, 15-4. **Regional Finals:** Pacific def. Cal Poly, 15-9, 15-3, 15-10; UCLA def. Western Mich., 15-6, 15-8, 15-12; Hawaii def. Kentucky, 10-15, 18-16, 15-9, 15-10; Stanford def. San Diego St., 15-7, 15-11, 15-8. **Semifinals:** UCLA def. Pacific, 15-5, 15-12, 15-17, 9-15, 15-7; Hawaii def. Stanford, 15-9, 15-7, 15-7. **Third Place:** Stanford

def. Pacific, 7-15, 15-8, 15-11, 15-2. **Championship:** Hawaii def. UCLA, 15-13, 15-4, 15-10.

1984 First Round: Colorado St. def. Arizona, 15-13, 15-11, 10-15, 15-11; San Diego St. def. Brigham Young, 15-13, 15-9, 15-11; Southern California def. Pepperdine, 15-6, 14-16, 15-8, 13-15, 15-8; Nebraska def. Pittsburgh, 15-6, 15-10, 18-16; Western Mich. def. Illinois St., 15-13, 9-15, 15-8, 17-15; Penn St. def. Northwestern, 7-15, 15-9, 15-4, 9-15, 15-3; Fresno St. def. UC Santa Barb., 12-15, 15-13, 15-11, 15-6; San Jose St. def. Purdue, 5-15, 15-8, 15-9, 15-13; Oregon def. Hawaii, 15-9, 16-4, 14-16, 3-15, 15-9; Texas def. Lamar, 15-4, 15-10, 15-8; Tennessee def. Eastern Ky., 15-2, 15-6, 15-9; Duke def. South Carolina, 15-13, 15-8, 10-15, 15-9. **Regional Semifinals:** Stanford def. Colorado St., 15-2, 15-5, 15-5; Southern California def. San Diego St., 15-7, 15-13, 15-10; Nebraska def. Western Mich., 15-12, 15-10, 8-15, 15-7; Pacific def. Penn St., 15-4, 15-8, 15-12; Fresno St. def. Cal Poly, 7-15, 15-11, 4-15, 15-4, 16-14; San Jose St. def. Oregon, 15-4, 17-15, 15-12; Texas def. Tennessee, 15-6, 15-7, 10-15, 15-6; UCLA def. Duke, 15-4, 15-3, 15-8. **Regional Finals:** Stanford def. Southern California, 11-15, 14-16, 15-9, 15-9, 15-10; Pacific def. Nebraska, 15-7, 15-8, 13-15, 15-3; San Jose St. def. Fresno St., 15-6, 6-15, 15-5, 15-4; UCLA def. Texas, 15-17, 15-11, 15-13, 16-14. **Semifinals:** Stanford def. Pacific, 15-11, 15-10, 15-12; UCLA def. San Jose St., 15-6, 15-2, 15-4. **Third Place:** Pacific def. San Jose St., 7-15, 15-13, 15-9, 15-6. **Championship:** UCLA def. Stanford, 15-12, 7-15, 15-10, 9-15, 15-13.

1985 First Round: Colorado St. def. Rhode Island, 15-5, 15-8, 15-3; Arizona def. Arizona St., 12-15, 13-15, 15-11, 15-12, 15-13; Brigham Young def. Providence, 15-3, 15-4, 15-5; Nebraska def. Penn St., 15-8, 15-7, 15-12; Purdue def. Illinois St., 15-11, 15-5, 15-6; Illinois def. Western Mich., 15-9, 15-11, 12-15, 15-2; Georgia def. Florida St., 15-6, 15-1, 15-10; Texas A&M def. Texas-Arlington, 15-6, 11-15, 16-14, 8-15, 15-10; Texas def. Duke, 15-9, 15-6, 15-8; Cal Poly def.

UC Santa Barb., 15-13, 15-9, 7-15, 12-15, 15-13; San Jose St. def. Long Beach St., 16-14, 15-13, 15-12; Hawaii def. San Diego St., 15-12, 11-15, 15-8, 16-14. **Regional Semifinals:** Stanford def. Colorado St., 15-6, 15-10, 15-8; Brigham Young def. Arizona, 12-15, 15-10, 15-6, 8-15, 16-14; Nebraska def. Purdue, 15-1, 16-14, 12-15, 15-11; Southern California def. Illinois, 15-8, 15-8, 15-9; UCLA def. Georgia, 15-3, 15-5, 15-8; Texas def. Texas A&M, 15-6, 15-8, 15-3; Cal Poly def. San Jose St., 15-9, 15-5, 15-9; Pacific def. Hawaii, 15-7, 15-6, 15-4. **Regional Finals:** Stanford def. Brigham Young, 15-7, 10-15, 15-9, 15-12; Southern California def. Nebraska, 5-15, 15-11, 15-12, 15-7; UCLA def. Texas, 15-8, 15-10, 15-11; Pacific def. Cal Poly, 16-14, 15-13, 15-7. **Semifinals:** Stanford def. Southern California, 15-9, 7-15, 15-10, 15-6; Pacific def. UCLA, 15-11, 15-7, 9-15, 17-15. **Third Place:** Southern California def. UCLA, 15-7, 15-12, 8-15, 11-15, 15-3. **Championship:** Pacific def. Stanford, 15-17, 15-7, 15-12, 15-13.

1986 First Round: Pacific def. Idaho St., 15-7, 15-9, 15-4; San Diego St. def. UC Santa Barb., 15-11, 15-8, 9-15, 15-11; San Jose St. def. Cal Poly, 15-7, 14-16, 15-11, 15-11; Hawaii def. Alliant Int'l, 15-5, 15-4, 15-8; Texas-Arlington def. Texas St., 9-15, 15-3, 15-7, 15-6; LSU def. Arizona, 15-12, 5-15, 15-12, 12-15, 15-9; Georgia def. Texas A&M, 5-15, 15-4, 15-10, 15-6; Texas def. Duke, 15-8, 15-3, 13-15, 15-0; Nebraska def. Pittsburgh, 11-15, 15-5, 15-10, 15-7; Penn St. def. Wyoming, 13-15, 15-2, 15-7, 15-4; Western Mich. def. Colorado St., 16-14, 15-2, 15-12; Illinois def. UNI, 9-15, 15-1, 15-6, 15-10; Loyola Marymount def. UCLA, 1-15, 9-15, 15-8, 15-12, 16-14; Stanford def. Oregon, 15-9, 15-7, 10-15, 15-4; Arizona St. def. Pepperdine, 15-9, 15-11, 15-3; Brigham Young def. Washington, 15-4, 15-8, 15-10. **Regional Semifinals:** Pacific def. San Diego St., 15-9, 15-13, 15-10; Hawaii def. San Jose St., 8-15, 6-15, 16-14, 15-12, 15-11; LSU def. Texas-Arlington, 15-7, 15-5, 15-9; Texas def. Georgia, 15-9, 15-8, 15-11; Nebraska def. Penn St., 7-15, 15-4, 16-14, 16-18, 15-9; Illinois def. Western Mich., 15-4, 15-10, 15-4; Stanford def. Loyola Marymount, 15-8, 15-7, 15-11; Brigham Young def. Arizona St., 15-10, 15-3, 15-17, 15-12. **Regional Finals:** Pacific def. Hawaii, 15-7, 6-15, 15-6, 15-12; Texas def. LSU, 15-3, 15-11, 15-13; Nebraska def. Illinois, 15-9, 15-8, 15-3; Stanford def. Brigham Young, 15-12, 15-13, 15-12. **Semifinals:** Pacific def. Texas, 15-6, 15-1, 16-14; Nebraska def. Stanford, 7-15, 15-2, 15-10, 15-10. **Championship:** Pacific def. Nebraska, 15-12, 15-4, 15-4.

1987 First Round: Hawaii def. Arizona, 15-4, 15-11, 15-10; Cal Poly def. UC Santa Barb., 11-15, 15-9, 15-5, 15-8; San Jose St. def. Idaho St., 15-9, 15-10, 15-10; Pacific def. Long Beach St., 15-3, 15-12, 15-6; Illinois def. Pittsburgh, 5-15, 15-4, 15-3, 15-2; Western Mich. def. Oklahoma, 15-3, 15-8, 15-9; Purdue def. Penn St., 15-4, 15-9, 17-15; Nebraska def. UNI, 15-9, 15-1, 15-6; Texas def. Florida St., 15-6, 15-11, 15-9; Florida def. LSU, 15-12, 7-15, 15-10, 10-15, 15-10; Texas-Arlington def. Arizona St., 15-9, 15-6, 15-10; Kentucky def. North Carolina St., 15-13, 15-5, 15-8; Brigham Young def. Pepperdine, 15-11, 15-12, 15-6; UCLA def. California, 15-12, 11-15, 15-11, 15-2; Colorado St. def. Southern California, 7-15, 15-8, 15-9, 11-15, 15-12; Stanford def. Oregon, 15-6, 15-8, 15-4. **Regional Semifinals:** Hawaii def. Cal Poly, 15-4, 15-10, 15-8; Pacific def. San Jose St., 15-9, 15-9, 15-9; Illinois def. Western Mich., 15-11, 9-15, 15-7, 12-15, 15-10; Nebraska def. Purdue, 15-8, 15-12, 15-3; Texas def. Florida, 15-9, 15-4, 15-3; Kentucky def. Texas-Arlington, 13-15, 15-13, 15-11, 18-16; Brigham Young def. UCLA, 17-15, 15-4, 11-15, 15-12; Stanford def. Colorado St., 15-8, 15-9, 15-12. **Regional Finals:** Hawaii def. Pacific, 15-11, 15-9, 15-12; Illinois def. Nebraska, 15-11, 15-12, 15-5; Texas def. Kentucky, 9-15, 15-12, 15-9, 15-4; Stanford def. Brigham Young, 15-9, 15-15, 15-4. **Semifinals:** Hawaii def. Illinois, 19-17, 15-13, 15-11; Stanford def. Texas, 11-15, 15-12, 8-15, 15-6, 15-5. **Championship:** Hawaii def. Stanford, 15-10, 15-10, 9-15, 15-1.

1988 First Round: UCLA def. California, 15-10, 15-8, 15-12; Brigham Young def. Arizona, 11-15, 15-9, 15-7, 15-5; Washington def. Arizona St., 15-11, 15-10, 15-11; Stanford def. Southern California, 15-3, 15-7, 15-11; Texas-Arlington def. Pepperdine, 13-15, 15-11, 15-10, 8-15, 15-3; Kentucky def. New Mexico, 16-14, 15-1, 12-15, 9-15, 15-9; Colorado St. def. Florida St., 15-3, 15-3, 8-15, 15-7; Texas def. North Carolina, 15-7, 15-6, 15-6; Illinois def. Illinois St., 15-11, 15-5, 15-4; Notre Dame def. Penn St., 15-13, 15-10, 14-16, 15-10; Oklahoma def. Western Mich., 15-6, 15-8, 15-7; Nebraska def. Weber St., 15-10, 15-5, 14-16, 8-15, 15-8; Long Beach St. def. UC Irvine, 15-12, 11-15, 15-6, 7-15, 16-14; Pacific def. UC Santa Barb., 15-4, 15-11, 15-6; San Diego St. def. San Jose St., 15-7, 15-13, 14-16, 15-8; Hawaii def. Cal Poly, 15-12, 15-7, 15-11. **Regional Semifinals:** UCLA def. Brigham Young, 15-7,

15-7, 15-13; Washington def. Stanford, 15-11, 3-15, 9-15, 15-9, 15-8; Texas-Arlington def. Kentucky, 15-7, 13-15, 15-13, 15-4; Texas def. Colorado St., 15-3, 15-8, 15-5; Illinois def. Notre Dame, 15-5, 15-9, 5-15, 13-15, 15-9; Oklahoma def. Nebraska, 15-12, 15-9, 8-15, 11-15, 15-10; Pacific def. Long Beach St., 15-10, 16-18, 15-11, 15-6; Hawaii def. San Diego St., 15-4, 15-8, 15-13. **Regional Finals:** UCLA def. Washington, 15-7, 16-14, 15-9; Texas def. Texas-Arlington, 15-10, 15-2, 15-7; Illinois def. Oklahoma, 15-11, 15-8, 15-4; Hawaii def. Pacific, 15-10, 15-7, 13-15, 15-8. **Semifinals:** Texas def. UCLA, 16-14, 15-11, 15-13; Hawaii def. Illinois, 15-1, 15-12, 13-15, 15-13. **Championship:** Texas def. Hawaii, 15-4, 16-14, 15-13.

1989 First Round: Hawaii def. Eastern Wash., 15-2, 15-9, 15-7; Cal Poly def. UC Santa Barb., 14-16, 15-12, 14-16, 16-14, 15-12; Long Beach St. def. San Diego St., 15-7, 15-7, 15-10; Pacific def. San Jose St., 15-11, 15-8, 15-6; Texas def. Western Mich., 15-10, 16-14, 15-3; California def. Florida St., 11-15, 15-11, 15-13, 15-13; LSU def. Houston, 13-15, 15-12, 8-15, 15-7, 15-3; Texas-Arlington def. North Carolina, 13-15, 15-6, 15-13, 15-6; Nebraska def. Illinois St., 15-7, 15-11, 15-12, 15-10; Minnesota def. Colorado, 15-11, 16-14, 15-11; Illinois def. Penn St., 15-5, 15-9, 15-2; Ohio St. def. Iowa, 15-9, 15-6, 15-13; UCLA def. Pepperdine, 9-15, 15-10, 15-6, 15-4; Arizona def. Oregon, 15-9, 15-7, 15-12; Stanford def. Southern California, 15-8, 13-15, 15-5, 15-7; Wyoming def. Washington, 15-9, 15-8, 15-10. **Regional Semifinals:** Hawaii def. Cal Poly, 15-9, 15-17, 9-15, 15-12, 15-12; Long Beach St. def. Pacific, 15-11, 9-15, 15-12, 15-9; Texas def. California, 15-11, 15-6, 15-10; Texas-Arlington def. LSU, 13-15, 11-15, 15-11, 15-13, 15-5; Nebraska def. Minnesota, 15-10, 11-15, 15-13, 15-12; Illinois def. Ohio St., 13-15, 15-7, 15-10, 17-15; UCLA def. Arizona, 15-11, 16-14, 16-14; Wyoming def. Stanford, 15-6, 3-15, 10-15, 15-12, 15-11. **Regional Finals:** Long Beach St. def. Hawaii, 11-15, 15-13, 10-15, 15-8, 15-10; Texas-Arlington def. Texas, 15-8, 11-15, 11-15, 15-9, 15-10; Nebraska def. Illinois, 17-15, 15-5, 15-8; UCLA def. Wyoming, 15-8, 15-10, 15-11. **Semifinals:** Long Beach St. def. Texas-Arlington, 15-6, 11-15, 15-10, 15-7; Nebraska def. UCLA, 15-13, 15-11, 15-1, 15-6. **Championship:** Long Beach St. def. Nebraska, 15-12, 15-0, 15-6.

1990 First Round: UCLA def. Gonzaga, 15-6, 15-7, 15-12; New Mexico def. Pepperdine, 15-7, 15-10, 15-12; San Diego St. def. Brigham Young, 15-10, 15-8, 12-15, 15-13; Stanford def. Wyoming, 15-4, 15-5, 15-8; Texas Tech def. Texas-Arlington, 16-14, 15-4, 16-14; LSU def. Louisville, 15-9, 15-1, 15-7; Kentucky def. Florida St., 15-12, 15-10, 10-15, 15-10; Texas def. Maryland, 15-3, 15-5, 15-7; Hawaii def. Missouri St., 15-4, 15-11, 15-4; Long Beach St. def. San Jose St., 15-10, 15-10, 15-7; UC Santa Barb. def. Idaho St., 15-12, 15-4, 15-10; Pacific def. Montana, 15-3, 15-10, 15-9; Penn St. def. Purdue, 15-8, 16-14, 15-4; Wisconsin def. Illinois, 15-10, 15-9, 15-10; Pittsburgh def. Ohio St., 15-12, 15-13, 9-15, 15-13; Nebraska def. Miami (Ohio), 15-3, 15-9, 15-9. **Regional Semifinals:** UCLA def. New Mexico, 15-8, 11-15, 15-3, 16-14; Stanford def. San Diego St., 15-11, 13-15, 15-6, 15-1; LSU def. Texas Tech, 15-11, 15-12, 15-5; Texas def. Kentucky, 15-4, 15-5, 15-5; Long Beach St. def. Hawaii, 15-11, 8-15, 15-13, 15-13; Pacific def. UC Santa Barb., 15-8, 15-9, 15-5; Penn St. def. Wisconsin, 15-6, 15-6, 15-3; Nebraska def. Pittsburgh, 15-7, 15-11, 15-7. **Regional Finals:** UCLA def. Stanford, 15-10, 15-8, 15-12; LSU def. Texas, 8-15, 4-15, 15-10, 15-11, 17-15; Pacific def. Long Beach St., 15-8, 16-14, 14-16, 15-6; Nebraska def. Penn St., 15-12, 16-14, 10-15, 15-5. **Semifinals:** UCLA def. LSU, 15-13, 15-10, 15-6; Pacific def. Nebraska, 15-13, 11-15, 15-9, 15-12. **Championship:** UCLA def. Pacific, 15-9, 15-12, 15-7.

1991 First Round: Stanford def. Rhode Island, 15-1, 15-2, 15-11; Southern California def. Brigham Young, 15-7, 15-6, 1-15, 15-9; UCLA def. Pepperdine, 15-3, 15-8, 15-11; New Mexico def. Washington St., 15-5, 11-15, 15-9, 15-4; Ohio St. def. Pittsburgh, 15-9, 17-15, 9-15, 15-7; Penn St. def. Colorado, 8-15, 10-15, 15-11, 15-6, 15-11; Wisconsin def. Bowling Green, 15-8, 15-4, 16-14; Nebraska def. Illinois, 15-5, 15-8, 15-12; LSU def. Houston, 15-5, 15-5, 16-14; Texas Tech def. Georgia, 15-5, 15-6, 15-4; Texas def. Duke, 15-3, 15-9, 15-12; Florida def. Louisville, 15-5, 15-13, 15-10; Hawaii def. Texas St., 17-15, 15-6, 15-7; Pacific def. Montana, 15-2, 15-6, 15-3; UC Santa Barb. def. Fresno St., 15-9, 15-7, 17-16; Long Beach St. def. UNI, 15-7, 15-3, 15-6. **Regional Semifinals:** Stanford def. Southern California, 12-15, 15-6, 9-15, 15-10, 15-9; UCLA def. New Mexico, 15-12, 15-10, 15-10; Ohio St. def. Penn St., 13-15, 15-9, 11-15, 15-5, 15-11; Nebraska def. Wisconsin, 15-9, 15-10, 15-10; LSU def. Texas Tech, 15-6, 15-7, 15-10; Florida def. Texas, 3-15, 15-10, 15-9, 15-5; Hawaii def. Pacific, 16-14, 15-13, 15-10; Long Beach St. def. UC Santa Barb., 15-10, 7-15, 16-14, 15-10. **Regional Finals:** UCLA def. Stanford, 15-2, 15-12, 16-14; Ohio St. def. Nebraska, 9-15, 15-9, 17-16, 15-7; LSU def. Florida, 15-10, 15-10, 12-15, 15-

13; Long Beach St. def. Hawaii, 15-6, 15-10, 8-15, 8-15, 15-11. **Semifinals:** UCLA def. Ohio St., 15-8, 15-8, 15-5; Long Beach St. def. LSU, 15-13, 6-15, 15-10, 15-13. **Championship:** UCLA def. Long Beach St., 12-15, 13-15, 15-12, 15-6, 15-11.

1992 First Round: UCLA def. Ball St., 15-1, 15-4, 15-0; Arizona St. def. New Mexico, 12-15, 9-15, 15-11, 15-5, 15-4; Southern California def. Cal St. Northridge, 16-14, 15-8, 15-10; Brigham Young def. Santa Clara, 15-4, 15-13, 16-14; Florida def. Florida St., 15-9, 15-3, 15-10; Kentucky def. Duke, 15-6, 15-11, 7-15, 15-11; LSU def. Texas Tech, 15-7, 15-8, 15-5; Texas def. Georgia, 15-12, 15-2, 10-15, 15-8; Long Beach St. def. Arkansas St., 13-15, 15-3, 15-8, 15-11; Illinois St. def. Houston, 15-12, 15-9, 15-13; UC Santa Barb. def. Idaho, 15-3, 15-8, 15-13; Pacific def. Louisville, 15-13, 15-6, 15-5; Stanford def. Pittsburgh, 15-3, 15-2, 15-4; Penn St. def. Notre Dame, 15-13, 15-8, 15-9; Nebraska def. Colorado, 15-11, 15-8, 8-15, 19-17; Illinois def. Ohio St., 15-2, 15-7, 15-12. **Regional Semifinals:** UCLA def. Arizona St., 15-3, 15-9, 15-3; Brigham Young def. Southern California, 15-5, 15-5, 13-15, 15-11; Florida def. Kentucky, 15-13, 15-10, 16-14; Texas def. LSU, 15-9, 13-15, 15-12, 15-4; Long Beach St. def. Illinois St., 15-8, 15-7, 15-4; Pacific def. UC Santa Barb., 15-9, 15-2, 8-15, 15-6; Stanford def. Penn St., 15-13, 15-6, 15-13; Illinois def. Nebraska, 15-10, 15-7, 15-10. **Regional Finals:** UCLA def. Brigham Young, 15-5, 15-8, 15-9; Florida def. Texas, 8-15, 14-16, 15-6, 15-2, 15-11; Long Beach St. def. Pacific, 4-15, 15-12, 15-11, 15-7; Stanford def. Illinois, 17-15, 15-6, 15-17, 15-10. **Semifinals:** UCLA def. Florida, 15-12, 15-12, 15-10; Stanford def. Long Beach St., 15-10, 15-12, 6-15, 15-9. **Championship:** Stanford def. UCLA, 15-8, 15-9, 6-15, 15-10.

1993 First Round: New Mexico def. Santa Clara, 15-11, 11-15, 15-11, 15-8; Southern California def. Radford, 15-2, 15-6, 15-1; Arizona def. Lamar, 15-11, 15-4, 15-7; Washington St. def. San Diego, 14-16, 15-9, 15-5, 15-11; Minnesota def. Ball St., 15-6, 15-11, 15-9; Nebraska def. Cornell, 15-7, 15-4, 15-1; Northern Ill. def. Illinois St., 17-15, 16-14, 15-13; Illinois def. Missouri St., 15-7, 15-13, 17-15; George Washington def. Pittsburgh, 15-13, 10-15, 15-9, 12-15, 15-13; Idaho def. Appalachian St., 15-5, 15-8, 15-2; Florida St. def. DePaul, 15-8, 7-15, 15-10, 15-13; Wisconsin def. South Fla., 15-4, 15-7, 16-14; Texas A&M def. George Mason, 15-5, 15-5, 11-15, 15-7; Duke def. Louisville, 15-12, 15-11, 15-13; Tennessee def. Sam Houston St., 15-12, 15-5, 6-15, 15-9; Houston def. Clemson, 15-11, 15-10, 15-10. **Second Round:** UCLA def. New Mexico, 15-8, 15-3, 15-6; Stanford def. Southern California, 15-11, 15-7, 13-15, 15-5; Arizona def. Arizona St., 5-15, 15-7, 5-15, 15-9, 15-11; Brigham Young def. Washington St., 15-6, 15-11, 15-4; Minnesota def. UC Santa Barb., 15-13, 7-15, 15-5, 14-16, 15-10; Notre Dame def. Nebraska, 15-11, 15-10, 15-8; Penn St. def. Northern Ill., 15-5, 15-8, 15-8; Colorado def. Illinois, 15-7, 15-5, 15-10; Long Beach St. def. George Washington, 15-3, 15-8, 15-5; Ohio St. def. Idaho, 7-15, 15-6, 16-14, 15-2; Pacific def. Florida St., 15-6, 15-17, 15-6, 15-9; Hawaii def. Wisconsin, 16-14, 15-10, 15-7; Texas def. Texas A&M, 15-10, 15-3, 15-8; Duke def. Kentucky, 15-12, 15-9, 15-12; Georgia def. Tennessee, 15-3, 15-10, 5-15, 15-11; Florida def. Houston, 15-10, 15-10, 15-8. **Regional Semifinals:** UCLA def. Stanford, 15-11, 12-15, 15-5, 15-10; Brigham Young def. Arizona, 15-8, 11-15, 15-9, 15-8; Notre Dame def. Minnesota, 15-9, 11-15, 15-13, 11-15, 15-13; Penn St. def. Colorado, 9-15, 16-14, 16-18, 15-8, 15-7; Long Beach St. def. Ohio St., 15-7, 15-9, 13-15, 15-12; Hawaii def. Pacific, 15-6, 15-13, 12-15, 15-10; Texas def. Duke, 15-9, 15-12, 15-11; Florida def. Georgia, 16-14, 15-9, 15-13. **Regional Finals:** Brigham Young def. UCLA, 16-14, 17-15, 15-11; Penn St. def. Notre Dame, 15-12, 15-5, 15-12; Long Beach St. def. Hawaii, 15-12, 15-7, 15-12; Florida def. Texas, 15-11, 15-8, 11-15, 12-15, 15-10. **Semifinals:** Penn St. def. Brigham Young, 15-13, 6-15, 16-14, 15-12; Long Beach St. def. Florida, 15-10, 15-6, 15-3. **Championship:** Long Beach St. def. Penn St., 15-13, 12-15, 15-11, 16-14.

1994 First Round: Washington def. Wyoming, 7-15, 15-9, 15-4, 15-13; San Diego St. def. Memphis, 7-15, 15-6, 15-5, 15-9; Arizona def. Loyola Marymount, 15-13, 9-15, 15-6, 15-3; New Mexico def. Washington St., 15-7, 8-15, 13-15, 15-11, 15-8; Texas A&M def. Michigan St., 15-12, 15-9, 14-16, 15-5; UC Santa Barb. def. Princeton, 15-3, 15-1, 15-9; Idaho def. UCF, 15-2, 15-5, 15-5; Montana def. Arkansas St., 14-16, 15-10, 15-9, 17-15; George Washington def. Wisconsin, 15-13, 15-11, 12-15, 12-15, 15-10; UNI def. Rider, 15-0, 15-2, 15-3; Pittsburgh def. Iowa, 5-15, 15-5, 16-14, 15-10; Ball St. def. Illinois, 15-12, 8-15, 15-7, 8-15, 16-14; Georgia Tech def. George Mason, 15-10, 15-11, 5-15, 15-5; Georgia def. Appalachian St., 15-6, 15-4, 15-5; Texas def. Louisville, 15-10, 16-14, 15-10; Clemson def. Stephen F. Austin, 12-15, 13-15, 15-9, 15-11, 15-8. **Second Round:** Stanford def.

Washington, 15-5, 15-11, 15-3; Arizona St. def. San Diego St., 15-13, 6-15, 9-15, 15-6, 15-12; Arizona def. Brigham Young, 10-15, 15-5, 15-4, 15-10; Southern California def. New Mexico, 15-13, 15-4, 15-6; Ohio St. def. Texas A&M, 15-6, 15-13, 15-10; Pacific def. UC Santa Barb., 15-13, 18-16, 9-15, 10-15, 15-13; Hawaii def. Idaho, 17-15, 15-11, 15-7; Long Beach St. def. Montana, 15-10, 15-6, 15-8; Nebraska def. George Washington, 17-15, 15-9, 15-8; Colorado def. UNI, 14-16, 15-13, 15-9, 15-12; Notre Dame def. Pittsburgh, 9-15, 15-11, 15-13, 15-13; Penn St. def. Ball St., 15-8, 15-5, 18-16; UCLA def. Georgia Tech, 15-7, 15-9, 15-8; Duke def. Georgia, 15-11, 15-3, 15-4; Florida def. Texas, 15-13, 15-8, 17-15; Houston def. Clemson, 15-1, 15-13, 15-12. **Regional Semifinals:** Stanford def. Arizona St., 15-8, 15-3, 15-6; Southern California def. Arizona, 15-7, 15-9, 15-7; Ohio St. def. Pacific, 15-10, 10-15, 15-11, 15-4; Long Beach St. def. Hawaii, 15-12, 12-15, 15-11, 11-15, 15-10; Nebraska def. Colorado, 15-11, 15-7, 15-5; Penn St. def. Notre Dame, 15-4, 15-6, 15-2; UCLA def. Duke, 15-3, 15-3, 15-4; Houston def. Florida, 13-15, 15-6, 15-11, 15-4. **Regional Finals:** Stanford def. Southern California, 15-13, 15-13, 15-6; Ohio St. def. Long Beach St., 15-5, 14-16, 15-9, 15-5; Penn St. def. Nebraska, 12-15, 15-11, 15-9, 15-8; UCLA def. Houston, 15-5, 15-7, 15-12. **Semifinals:** Stanford def. Ohio St., 15-11, 15-9, 15-7; UCLA def. Penn St., 3-15, 15-4, 15-9, 5-15, 15-11. **Championship:** Stanford def. UCLA, 15-10, 5-15, 16-14, 15-13.

1995 First Round: UNI def. Colorado, 15-7, 15-12, 21-19; Southern California def. North Texas, 15-6, 15-2, 15-1; Oral Roberts def. Loyola Marymount, 14-16, 11-15, 15-13, 17-15, 15-12; Iowa St. def. Idaho, 15-13, 15-5, 15-10; Texas Tech def. Arkansas St., 15-2, 12-15, 10-15, 15-6, 15-11; South Carolina def. Hofstra, 15-7, 15-10, 15-1; Georgia def. Marshall, 15-7, 15-3, 15-3; George Washington def. Middle Tenn., 15-1, 15-13, 15-9; George Mason def. Indiana, 15-8, 15-10, 15-13; Georgia Tech def. Siena, 15-8, 15-10, 15-0; Maryland def. Miami (Ohio), 15-9, 15-3, 15-11; Ball St. def. Loyola (Ill.), 15-13, 15-11, 15-8; Louisville def. UCF, 4-15, 15-11, 15-11, 15-2; UC Santa Barb. def. South Fla., 15-9, 15-13, 15-8; Long Beach St. def. Colorado St., 15-3, 15-11, 15-2; Brigham Young def. Houston, 15-5, 15-10, 15-8. **Second Round:** Stanford def. UNI, 15-12, 15-8, 15-3; Southern California def. Pacific, 15-9, 15-13, 15-5; Oral Roberts def. Washington St., 16-14, 15-6, 15-10; Notre Dame def. Iowa St., 15-3, 16-14, 15-10; Florida def. Texas Tech, 6-15, 13-15, 15-9, 15-5, 18-16; Texas A&M def. South Carolina, 15-6, 17-15, 15-12; Illinois def. Georgia, 15-10, 15-11, 10-15, 15-9; Texas def. George Washington, 15-6, 15-1, 15-6; Nebraska def. George Mason, 15-2, 15-5, 16-14; Penn St. def. Georgia Tech, 15-8, 15-5, 15-5; Ohio St. def. Maryland, 12-15, 15-10, 15-11, 15-13; UCLA def. Ball St., 15-4, 15-4, 15-7; Hawaii def. Louisville, 15-4, 15-7, 15-2; Arizona St. def. UC Santa Barb., 15-7, 13-15, 15-5, 4-15, 15-9; San Diego St. def. Long Beach St., 15-17, 15-13, 15-12, 15-11; Michigan St. def. Brigham Young, 15-7, 15-9, 15-7. **Regional Semifinals:** Stanford def. Southern California, 15-6, 15-12, 15-8; Oral Roberts def. Notre Dame, 15-9, 15-11, 15-4; Florida def. Texas A&M, 15-4, 15-13, 15-4; Texas def. Illinois, 15-13, 15-12, 15-3; Nebraska def. Penn St., 15-7, 15-6, 14-16, 15-2; UCLA def. Ohio St., 15-6, 15-6, 15-9; Hawaii def. Arizona St., 15-8, 15-5, 11-15, 15-13; Michigan St. def. San Diego St., 15-11, 15-13, 15-10. **Regional Finals:** Stanford def. Oral Roberts, 15-4, 15-7, 15-4; Texas def. Florida, 9-15, 15-7, 15-8, 10-15, 15-13; Nebraska def. UCLA, 15-9, 15-7, 16-14; Michigan St. def. Hawaii, 6-15, 8-15, 15-10, 15-7, 15-12. **Semifinals:** Texas def. Stanford, 15-13, 0-15, 15-17, 15-6, 15-12; Nebraska def. Michigan St., 10-15, 15-8, 15-8, 9-15, 15-8. **Championship:** Nebraska def. Texas, 11-15, 15-2, 15-7, 16-14.

1996 First Round: First Round: Colorado St. def. Houston, 15-10, 15-13, 15-11; Southern California def. Southeast Mo. St., 15-2, 15-5, 15-1; UC Santa Barb. def. Northern Ill., 12-15, 16-14, 4-15, 15-9, 15-12; Kansas St. def. Cal St. Northridge, 15-12, 14-16, 15-11, 15-13; Arkansas def. Rhode Island, 15-12, 15-8, 12-15, 9-15, 15-11; Louisville def. Brown, 15-3, 15-1, 15-7; Wisconsin def. Colgate, 15-5, 15-3, 15-11; Georgia Tech def. Coastal Caro., 15-13, 15-7, 15-8; Colorado def. Oral Roberts, 15-9, 13-15, 15-7, 15-12; San Diego St. def. Sam Houston St., 15-4, 15-2, 13-15, 15-9; Washington def. Texas Tech, 15-5, 15-6, 15-9; Arizona def. San Diego, 15-4, 7-15, 15-7, 8-15, 15-13; Illinois St. def. Miami (Ohio), 15-1, 6-15, 15-5, 15-5; Notre Dame def. Hofstra, 15-2, 15-4, 15-2; Texas A&M def. Ark.-Little Rock, 15-3, 15-8, 15-4; Minnesota def. UCF, 8-15, 12-15, 15-12, 15-9, 17-15. **Second Round:** Stanford def. Colorado St., 15-10, 15-4, 15-7; Southern California def. South Fla., 15-8, 15-5, 15-6; Loyola Marymount def. UC Santa Barb., 14-16, 15-7, 15-8, 15-9; Washington St. def. Kansas St., 15-6, 16-14, 15-12; Nebraska def. Arkansas, 15-8, 12-15, 15-7, 15-7; Louisville def. Maryland, 9-15, 16-14,

15-9, 15-3; Wisconsin def. George Mason, 2-15, 15-9, 15-10, 15-11; Penn St. def. Georgia Tech, 15-7, 15-10, 15-13; Hawaii def. Colorado, 15-12, 15-11, 15-13; Texas def. San Diego St., 17-15, 15-13, 15-5; Brigham Young def. Washington, 15-7, 8-15, 15-8, 15-7; Pacific def. Arizona, 7-15, 15-12, 15-1, 15-8; Florida def. Illinois St., 16-14, 16-14, 15-3; Ohio St. def. Notre Dame, 8-15, 11-15, 15-11, 15-11, 15-8; Michigan St. def. Texas A&M, 19-17, 15-13, 15-12; Long Beach St. def. Minnesota, 15-10, 15-13, 15-6. **Regional Semifinals:** Stanford def. Southern California, 15-3, 15-7, 15-7; Washington St. def. Loyola Marymount, 15-12, 11-15, 15-13, 15-8; Nebraska def. Louisville, 15-7, 15-6, 15-4; Penn St. def. Wisconsin, 15-11, 15-5, 15-5; Hawaii def. Texas, 15-13, 13-15, 15-13, 15-2; Brigham Young def. Pacific, 15-7, 8-15, 15-4, 13-15, 15-13; Florida def. Ohio St., 15-8, 14-16, 13-15, 15-12, 15-6; Michigan St. def. Long Beach St., 15-4, 13-15, 15-6, 15-8. **Regional Finals:** Stanford def. Washington St., 15-12, 15-13, 15-9; Nebraska def. Penn St., 15-12, 8-15, 15-13, 9-15, 20-18; Hawaii def. Brigham Young, 15-10, 15-6, 15-6; Florida def. Michigan St., 7-15, 15-7, 15-9, 17-15. **Semifinals:** Stanford def. Nebraska, 9-15, 15-7, 15-9, 15-8; Hawaii def. Florida, 15-11, 15-8, 15-9. **Championship:** Stanford def. Hawaii, 15-7, 15-3, 15-5.

1997 First Round: Northern Ill. def. Villanova, 15-6, 15-11, 12-15, 14-16, 16-14; Ohio St. def. Fairfield, 15-2, 15-2, 15-8; Maryland def. Princeton, 15-6, 15-13, 15-11; Michigan def. Temple, 15-8, 6-15, 15-12, 8-15, 15-10; Texas A&M def. Hofstra, 15-5, 15-5, 15-4; Minnesota def. Miami (Ohio), 16-14, 15-5, 15-12; UCF def. Clemson, 15-7, 15-13, 15-1; Arkansas def. Ark.-Little Rock, 15-11, 15-3, 15-3; Notre Dame def. Liberty, 15-9, 15-3, 15-2; Colorado St. def. American, 15-5, 15-2, 15-17, 15-1; Washington St. def. Lehigh, 15-2, 15-5, 15-0; South Fla. def. Florida St., 8-15, 15-4, 15-13, 7-15, 15-9; Loyola Marymount def. Hawaii, 15-7, 15-7, 15-4; Washington def. Chattanooga, 15-4, 15-3, 15-2; Pacific def. Sacramento St., 15-11, 15-7, 17-19, 15-11; San Diego def. Kansas St., 11-15, 15-10, 15-7, 15-6; Southern California def. Morgan St., 15-2, 15-7, 15-7; Michigan St. def. Butler, 15-5, 15-6, 15-9; Oklahoma def. Houston, 15-12, 15-9, 16-14; Colorado def. Tennessee Tech, 15-4, 15-3, 15-7; Oral Roberts def. Arizona, 13-15, 15-8, 8-15, 15-1, 15-11; South Carolina def. Illinois St., 15-7, 15-7, 15-10; Texas def. Stephen F. Austin, 15-8, 15-9, 15-2; UCLA def. Pepperdine, 15-10, 15-12, 14-16, 15-9. **Second Round:** Penn St. def. Northern Ill., 15-8, 15-7, 15-4; Ohio St. def. Maryland, 15-13, 15-10, 15-9; Texas A&M def. Michigan, 15-10, 15-6, 15-6; Brigham Young def. Minnesota, 15-8, 15-9, 15-11; Wisconsin def. UCF, 15-7, 15-8, 15-13; Notre Dame def. Arkansas, 9-15, 15-7, 15-10, 16-14; Washington St. def. Colorado St., 15-12, 12-15, 15-6, 15-13; Florida def. South Fla., 15-12, 15-9, 15-5; Long Beach St. def. Loyola Marymount, 15-9, 15-5, 15-5; Washington def. Pacific, 7-15, 15-9, 15-10, 15-10; Southern California def. San Diego, 7-15, 15-17, 15-12, 15-5, 16-14; Nebraska def. Michigan St., 15-7, 15-12, 15-4; Stanford def. Oklahoma, 15-2, 15-6, 15-7; Colorado def. Oral Roberts, 13-15, 15-10, 14-16, 15-6, 15-12; Texas def. South Carolina, 15-11, 15-3, 15-10; UC Santa Barb. def. UCLA, 15-8, 15-8, 6-15, 6-15, 16-14. **Regional Semifinals:** Penn St. def. Ohio St., 15-4, 15-4, 15-10; Brigham Young def. Texas A&M, 15-12, 7-15, 17-15, 13-15, 16-14; Wisconsin def. Notre Dame, 9-15, 15-12, 18-16, 15-11; Florida def. Washington St., 15-10, 15-6, 15-8; Long Beach St. def. Washington, 15-4, 15-5, 15-13; Nebraska def. Southern California, 15-13, 12-15, 14-16, 15-7, 15-12; Stanford def. Colorado, 15-7, 15-3, 15-1; UC Santa Barb. def. Texas, 15-13, 16-14, 15-6. **Regional Finals:** Penn St. def. Brigham Young, 15-0, 15-12, 15-10; Florida def. Wisconsin, 8-15, 14-16, 15-7, 15-11, 15-5; Long Beach St. def. Nebraska, 15-9, 15-9, 15-3; Stanford def. UC Santa Barb., 15-12, 15-12, 15-3. **Semifinals:** Penn St. def. Florida, 15-11, 15-12, 15-13; Stanford def. Long Beach St., 9-15, 15-10, 15-4, 17-15. **Championship:** Stanford def. Penn St., 15-10, 15-6, 2-15, 15-17, 15-9.

1998 First Round: Long Beach St. def. Southern U., 15-0, 15-0, 15-0; Arizona def. Fresno St., 16-14, 15-9, 15-11; Colorado def. San Jose St., 15-12, 15-9, 15-9; Illinois def. Texas St., 15-7, 15-7, 15-7, 15-8; Colorado St. def. South Carolina, 6-15, 15-7, 15-7, 10-15, 15-12; Texas def. Wis.-Milwaukee, 15-6, 15-7, 15-13; Notre Dame def. Eastern Wash., 15-2, 13-15, 15-11, 15-11; Stanford def. Southeast Mo. St., 15-10, 10-15, 15-7, 15-7; Florida def. Chattanooga, 15-1, 15-3, 15-5; Ohio St. def. Texas Tech, 12-15, 13-15, 15-10, 15-3, 15-10; Texas A&M def. Temple, 15-7, 15-11, 14-16, 15-5; Southern California def. UMBC, 15-3, 15-5, 15-10; Indiana def. UNI, 17-15, 15-7, 15-5; Arkansas def. New Hampshire, 15-3, 15-0, 15-13; Miami (Ohio) def. Nevada, 15-12, 15-12, 15-9; Hawaii def. Brown, 15-3, 15-5, 15-6; Penn St. def. Bucknell, 15-5, 15-1, 15-5; Clemson def. Fairfield, 15-9, 15-9, 15-5; Northern Ill. def. Florida St., 10-15, 15-11, 15-10, 15-12; Louisville def.

American, 15-13, 15-11, 15-10; Sacramento St. def. Houston, 15-9, 15-10, 15-10; Pacific def. Fla. Atlantic, 15-5, 15-8, 15-5; Kansas St. def. Georgetown, 15-9, 15-15, 15-6, 15-7; Brigham Young def. Coastal Caro., 15-1, 15-7, 15-3; Nebraska def. Morgan St., 15-1, 15-2, 15-0; Utah def. Illinois St., 15-11, 15-12, 15-5; North Carolina def. Oral Roberts, 15-7, 5-15, 4-15, 15-11, 15-11; Pepperdine def. Michigan St., 15-13, 13-15, 15-12, 13-15, 15-8; UCLA def. Virginia, 15-7, 15-6, 14-16, 15-5; UC Santa Barb. def. Santa Clara, 15-4, 15-7, 15-11; San Diego def. South Fla., 15-5, 15-12, 15-12; Wisconsin def. Ark.-Little Rock, 15-4, 15-1, 15-1. **Second Round:** Long Beach St. def. Arizona, 15-11, 15-4, 15-6; Illinois def. Colorado, 15-12, 15-11, 16-14; Texas def. Colorado St., 15-6, 15-6, 15-9; Stanford def. Notre Dame, 15-1, 15-5, 15-1; Florida def. Ohio St., 15-5, 13-15, 16-14, 15-12; Southern California def. Texas A&M, 15-8, 8-15, 15-5, 15-5; Arkansas def. Indiana, 15-8, 15-5, 15-4; Hawaii def. Miami (Ohio), 15-4, 15-5, 15-12; Penn St. def. Clemson, 15-2, 15-11, 15-10; Louisville def. Northern Ill., 11-15, 15-7, 15-11, 15-10; Pacific def. Sacramento St., 15-4, 15-5, 15-3; Brigham Young def. Kansas St., 15-6, 15-10, 17-15; Nebraska def. Utah, 14-16, 15-4, 15-8, 15-9; Pepperdine def. North Carolina, 16-14, 15-11, 15-8; UC Santa Barb. def. UCLA, 15-8, 8-15, 15-13, 15-11; Wisconsin def. San Diego, 15-10, 15-10, 18-16. **Regional Semifinals:** Texas def. Stanford, 16-14, 15-5, 4-15, 16-14; Long Beach St. def. Illinois, 16-14, 15-4, 15-11; Florida def. Southern California, 15-13, 12-15, 15-9, 15-9; Hawaii def. Arkansas, 15-13, 15-9, 15-9; Brigham Young def. Pacific, 15-7, 15-5, 12-15, 16-14; Penn St. def. Louisville, 15-5, 15-8, 15-2; Wisconsin def. UC Santa Barb., 9-15, 15-8, 8-15, 15-5, 15-13; Nebraska def. Pepperdine, 16-14, 10-15, 14-16, 15-1, 15-12. **Regional Finals:** Long Beach St. def. Texas, 15-9, 15-9, 15-2; Florida def. Hawaii, 11-15, 4-15, 15-10, 15-4, 15-7; Penn St. def. Brigham Young, 18-16, 15-2, 15-10; Nebraska def. Wisconsin, 12-15, 18-16, 9-15, 15-10, 15-10. **Semifinals:** Long Beach St. def. Florida, 15-2, 15-8, 15-10; Penn St. def. Nebraska, 15-11, 15-8, 8-15, 15-11. **Championship:** Long Beach St. def. Penn St., 15-3, 15-10, 13-15, 14-16, 15-12.

1999 First Round: Penn St. def. Robert Morris, 15-1, 15-1, 15-2; Baylor def. Temple, 11-15, 16-14, 15-7, 15-12; Minnesota def. Sacramento St., 15-9, 15-10, 15-10; Southern California def. Hofstra, 15-0, 15-9, 15-8; UCLA def. Eastern Wash., 15-5, 15-5, 17-15; Ohio St. def. Notre Dame, 13-15, 15-10, 16-14, 15-7; Michigan St. def. Cal Poly, 10-15, 15-10, 15-10, 15-13; Pepperdine def. Arkansas St., 15-3, 15-2, 15-5; Pacific def. Colgate, 15-7, 15-4, 15-7; Michigan def. Fairfield, 15-8, 15-7, 15-7; UNI def. Ball St., 12-15, 15-9, 10-15, 15-2, 15-12; Indiana def. Clemson, 15-9, 11-15, 15-5, 15-12; Brigham Young def. Princeton, 15-5, 15-5, 15-5; Arizona St. def. Wisconsin, 17-15, 15-10, 15-3; Illinois def. Wis.-Milwaukee, 15-13, 10-15, 15-12, 15-6; Florida def. Liberty, 15-4, 15-1, 15-2; Stanford def. Fla. Atlantic, 15-3, 15-1, 15-5; Santa Clara def. Cincinnati, 15-13, 15-12, 9-15, 15-5; Arizona def. Virginia, 15-8, 15-4, 15-12; Texas def. Houston, 15-6, 15-7, 15-10; Nebraska def. Davidson, 15-3, 15-5, 15-3; San Diego def. James Madison, 15-3, 15-7, 15-11; Loyola Marymount def. Southeast Mo. St., 15-8, 15-6, 11-15, 5-15, 20-18; UC Santa Barb. def. Oral Roberts, 15-11, 15-9, 15-8; Hawaii def. Prairie View, 15-3, 15-0, 15-3; Utah def. Colorado, 15-10, 15-6, 17-15; North Carolina def. Northern Ariz., 15-6, 15-8, 15-10; Texas A&M def. Stephen F. Austin, 15-5, 15-4, 15-7, 15-1; Colorado St. def. Loyola (Ill.), 15-5, 15-9, 15-8; Kansas St. def. Louisville, 15-1, 15-6, 15-10; Arkansas def. Georgetown, 15-3, 10-15, 15-1, 15-6; Long Beach St. def. Florida A&M, 15-6, 15-10, 15-1. **Second Round:** Penn St. def. Baylor, 15-2, 15-6, 15-10; Minnesota def. Southern California, 3-15, 4-15, 16-14, 15-10, 15-10; UCLA def. Ohio St., 15-10, 15-12, 15-10; Pepperdine def. Michigan St., 15-5, 15-9, 12-15, 15-5; Pacific def. Michigan, 10-15, 16-14, 15-3, 12-15, 19-17; UNI def. Indiana, 17-15, 10-15, 15-10, 16-14; Brigham Young def. Wisconsin, 6-15, 15-10, 15-4, 15-9; Florida def. Illinois, 15-8, 7-15, 16-14, 9-15, 15-12; Stanford def. Santa Clara, 15-9, 15-6, 11-15, 15-5; Arizona def. Texas, 15-8, 15-6, 15-7; Nebraska def. San Diego, 15-12, 15-8, 15-9; UC Santa Barb. def. Loyola Marymount, 15-5, 15-11, 14-16, 15-5; Hawaii def. Utah, 15-11, 15-6, 15-4; Texas A&M def. North Carolina, 15-8, 15-4, 15-8; Colorado St. def. Kansas St., 15-12, 8-15, 15-13, 15-10; Long Beach St. def. Arkansas, 15-6, 15-6, 15-11. **Regional Semifinals:** Penn St. def. Minnesota, 15-9, 15-9, 17-15; UCLA def. Pepperdine, 15-9, 15-12, 17-15; Pacific def. UNI, 15-2, 15-4, 15-7; Florida def. Brigham Young, 15-12, 15-8, 15-10; Stanford def. Arizona, 6-15, 15-6, 15-7, 15-7; UC Santa Barb. def. Nebraska, 15-5, 7-15, 15-8, 15-3; Texas A&M def. Hawaii, 15-9, 12-15, 15-9, 15-12; Long Beach St. def. Colorado St., 15-5, 15-13, 13-15, 15-10. **Regional Finals:** Penn St. def. UCLA, 15-11, 15-9, 15-5; Pacific def. Florida, 15-8, 16-14, 15-8; Stanford def. UC Santa Barb., 15-12, 15-6, 15-10; Long Beach St. def. Texas A&M, 15-4, 15-7,

15-13. **Semifinals:** Penn St. def. Pacific, 14-16, 15-5, 15-6, 7-15, 15-12; Stanford def. Long Beach St., 15-10, 15-10, 15-3. **Championship:** Penn St. def. Stanford, 15-2, 15-11, 15-5.

2000 First Round: Nebraska def. Princeton, 15-9, 15-2, 15-7; South Carolina def. George Washington, 15-13, 15-10, 15-3; Notre Dame def. Cincinnati, 15-2, 15-12, 15-10; Ohio St. def. Ball St., 16-14, 15-3, 14-16, 15-10; Brigham Young def. Hofstra, 15-3, 15-10, 15-6; Utah St. def. Missouri, 5-15, 15-6, 3-15, 16-14, 15-9; Michigan def. Louisville, 15-12, 15-11, 2-15, 15-12; Arizona def. Alabama A&M, 15-1, 15-3, 15-3; Hawaii def. Davidson, 15-5, 15-6, 15-8; Utah def. Texas Tech, 6-15, 15-8, 2-15, 15-10, 15-12; Long Beach St. def. San Jose St., 17-15, 13-15, 15-11, 15-4; Santa Clara def. Sacramento St., 15-12, 15-10, 15-1; UC Santa Barb. def. Texas-San Antonio, 15-5, 15-5, 15-11; Stanford def. Loyola Marymount, 15-11, 15-6, 15-9; Arizona St. def. Duke, 15-3, 12-15, 16-14, 15-12; Minnesota def. Robert Morris, 15-1, 15-6, 15-2; Southern California def. Georgia St., 15-2, 15-4, 15-3; Cal Poly def. South Fla., 15-11, 13-15, 15-13, 15-12; Southeast Mo. St. def. North Carolina, 13-15, 12-15, 15-12, 15-6, 15-13; Florida def. Ark.-Little Rock, 15-2, 15-6, 15-4; Penn St. def. James Madison, 15-12, 15-11, 15-7; Washington St. def. Tennessee, 15-10, 15-1, 15-8; Colorado def. Georgia Tech, 11-15, 15-5, 16-14, 15-10; Colorado St. def. Radford, 15-3, 15-6, 15-5; Wisconsin def. Bucknell, 15-1, 15-0, 15-3; UNI def. Western Mich., 16-14, 8-15, 15-7, 15-8; Kansas St. def. Loyola (Ill.), 15-7, 15-4, 6-15, 15-9; Pepperdine def. Fairfield, 15-4, 15-9, 14-16, 17-15; UCLA def. Morgan St., 15-4, 15-6, 15-5; Michigan St. def. Wis.-Milwaukee, 15-6, 15-4, 7-15, 19-17; Texas A&M def. Houston, 15-6, 15-1, 15-8; Pacific def. Oral Roberts, 15-2, 15-9, 15-6. **Second Round:** Nebraska def. South Carolina, 15-11, 9-15, 13-15, 15-12, 15-13; Ohio St. def. Notre Dame, 12-15, 15-3, 15-9, 6-15, 15-13; Brigham Young def. Utah St., 15-9, 15-10, 15-10; Arizona def. Michigan, 15-1, 15-1, 15-8; Hawaii def. Utah, 15-12, 15-8, 15-8; Long Beach St. def. Santa Clara, 9-15, 17-15, 15-9, 15-10, 19-17; UC Santa Barb. def. Stanford, 9-15, 16-14, 15-8, 14-16, 16-14; Minnesota def. Arizona St., 15-12, 10-15, 15-7, 15-6; Southern California def. Cal Poly, 15-4, 17-15, 15-6, Florida def. Southeast Mo. St., 15-1, 15-7, 15-5; Penn St. def. Washington St., 15-6, 15-7, 9-15, 15-3; Colorado St. def. Colorado, 15-11, 10-15, 10-15, 15-6, 15-10; Wisconsin def. UNI, 15-13, 14-16, 15-5, 15-6; Kansas St. def. Pepperdine, 19-17, 15-13, 10-15, 15-3; UCLA def. Michigan St., 15-7, 13-15, 14-16, 15-6, 15-9; Pacific def. Texas A&M, 17-15, 15-9, 15-8. **Regional Semifinals:** Nebraska def. Ohio St., 15-9, 15-6, 15-5; Arizona def. Brigham Young, 15-6, 15-6, 15-9; Hawaii def. Long Beach St., 11-15, 15-13, 15-9, 12-15, 15-6; UC Santa Barb. def. Minnesota, 15-12, 7-15, 15-7, 15-10; Southern California def. Florida, 15-13, 15-13, 15-11; Penn St. def. Colorado St., 9-15, 15-11, 15-12, 15-7; Wisconsin def. Kansas St., 15-3, 14-16, 15-10, 15-6; UCLA def. Pacific, 15-10, 10-15, 15-11, 15-11. **Regional Finals:** Nebraska def. Arizona, 15-7, 19-17, 15-11; Hawaii def. UC Santa Barb., 8-15, 15-1, 15-10, 15-3; Southern California def. Penn St., 15-11, 15-9, 15-4; Wisconsin def. UCLA, 15-7, 5-15, 16-14, 14-16, 15-12. **Semifinals:** Nebraska def. Hawaii, 15-3, 15-12, 9-15, 15-10; Wisconsin def. Southern California, 15-10, 15-9, 15-9. **Championship:** Nebraska def. Wisconsin, 15-9, 9-15, 7-15, 15-2, 15-9.

2001 First Round: San Diego def. UC Santa Barb., 26-30, 26-30, 30-28, 30-27, 15-10; Long Beach St. def. San Diego St., 30-21, 30-16, 30-24; Minnesota def. DePaul, 30-25, 30-27, 30-25; UNI def. Northern Ill., 30-24, 30-25, 31-29; Eastern Wash. def. Oregon St., 33-31, 19-30, 30-28, 23-30, 15-10; Hawaii def. Washington St., 34-32, 30-26, 30-23; Penn St. def. Fairfield, 30-21, 30-24, 30-24; UCLA def. Penn, 30-26, 30-25, 30-23; Arizona def. Eastern Ill., 30-14, 30-14, 30-21; Illinois def. Missouri, 26-30, 40-38, 30-25, 30-27; Pacific def. Alabama A&M, 30-18, 30-13, 30-16; Louisville def. Georgia Tech, 34-32, 30-19, 27-30, 24-30, 15-4; Cincinnati def. Xavier, 30-27, 30-27, 17-30, 30-28; Ohio St. def. Robert Morris, 30-17, 30-16, 30-13; Southern California def. Liberty, 30-18, 30-20, 30-14; Duke def. William & Mary, 30-25, 30-18, 30-21; San Jose St. def. Santa Clara, 17-30, 30-24, 24-30, 30-25, 16-14; Stanford def. Nevada, 30-20, 30-16, 30-20; Utah St. def. Brigham Young, 30-26, 29-31, 30-23, 27-30, 16-14; Utah def. Texas Tech, 30-24, 31-29, 30-23; Texas def. Northeastern, 30-22, 30-19, 30-22; Texas A&M def. Texas-Arlington, 30-16, 30-17, 30-17; Michigan St. def. Notre Dame, 25-30, 30-16, 30-20, 30-24; Wisconsin def. Wis.-Milwaukee, 30-19, 30-15, 30-27; Pepperdine def. Ga. Southern, 30-21, 30-22, 30-22; North Carolina def. South Carolina, 30-25, 30-32, 30-25, 30-21; Florida Int'l def. UCF, 31-29, 30-21, 30-25; Florida def. Florida A&M, 30-20, 30-13, 30-22; Colorado def. American, 30-25, 30-22, 30-22; Colorado St. def. Baylor, 30-21, 23-30, 30-24, 30-24; Nebraska def. Oral Roberts, 30-8, 30-15, 30-23; Kansas St. def.

Arkansas, 30-15, 18-30, 27-30, 30-18, 15-8. **Second Round:** Long Beach St. def. San Diego, 30-28, 30-16, 30-13; UNI def. Minnesota, 26-30, 21-30, 30-21, 30-19, 17-15; Hawaii def. Eastern Wash., 30-22, 28-30, 30-20, 20-28; UCLA def. Penn St., 30-11, 30-28, 30-18; Arizona def. Illinois, 32-30, 30-26, 27-30, 30-20; Pacific def. Louisville, 24-30, 30-26, 30-19, 30-22; Ohio St. def. Cincinnati, 30-16, 22-30, 30-27, 30-20; Southern California def. Duke, 30-18, 30-19, 30-22; Stanford def. San Jose St., 30-25, 30-21, 30-23; Utah def. Utah St., 30-21, 30-18, 26-30, 30-22; Texas A&M def. Texas, 30-24, 30-22, 30-27; Wisconsin def. Michigan St., 30-21, 30-22, 30-24; Pepperdine def. North Carolina, 30-27, 30-26, 30-23; Florida def. Florida Int'l, 30-23, 31-29, 30-26; Colorado St. def. Colorado, 28-30, 30-17, 30-21, 31-33, 16-14; Nebraska def. Kansas St., 30-25, 28-30, 30-26, 30-19. **Regional Semifinals:** UCLA def. Hawaii, 30-25, 30-28, 22-30, 30-22; Long Beach St. def. UNI, 30-19, 30-21, 30-14; Arizona def. Pacific, 30-26, 30-24, 30-27; Southern California def. Ohio St., 30-25, 30-20, 30-27; Stanford def. Utah, 30-17, 30-17, 28-30, 30-19; Texas A&M def. Wisconsin, 30-28, 30-24, 30-23; Florida def. Pepperdine, 30-28, 30-25, 30-16; Nebraska def. Colorado St., 29-31, 30-21, 30-26, 36-34. **Regional Finals:** Long Beach St. def. UCLA, 30-25, 30-28, 30-21; Arizona def. Southern California, 25-30, 30-24, 30-24, 28-30, 15-12; Stanford def. Texas A&M, 30-21, 30-19, 30-20; Nebraska def. Florida, 30-18, 30-24, 28-30, 25-30, 15-13. **Semifinals:** Long Beach St. def. Arizona, 30-27, 30-25, 30-20; Stanford def. Nebraska, 31-29, 30-28, 30-21. **Championship:** Stanford def. Long Beach St., 31-29, 30-28, 30-25.

2002 First Round: Southern California def. San Diego, 30-27, 30-15, 30-24; Texas A&M def. Utah, 31-29, 30-27, 30-15; Michigan St. def. George Mason, 30-28, 30-13, 30-21; Notre Dame def. Col. of Charleston, 30-23, 30-24, 28-30, 30-27; Pepperdine def. Cal Poly, 30-19, 30-16, 30-19; UCLA def. Long Beach St., 30-25, 30-27, 30-21; California def. Santa Clara, 19-30, 30-20, 30-22, 30-20; UC Santa Barb. def. Fresno St., 30-20, 28-30, 30-21, 30-26; Florida def. UCF, 30-14, 30-20, 30-21; South Fla. def. Florida St., 30-21, 30-19, 30-28; Temple def. Manhattan, 30-32, 30-21, 30-15, 33-31; Penn St. def. Penn, 30-23, 30-10, 30-26; Washington St. def. Oral Roberts, 30-26, 30-17, 30-21; Kansas St. def. Michigan, 30-26, 30-25, 35-33; Missouri def. Northwestern, 25-30, 30-21, 31-29, 40-38; UNI def. Wis.-Milwaukee, 30-18, 30-15, 26-30, 30-27; Nebraska def. Tenn.-Martin, 30-12, 30-17, 30-14; Arizona St. def. Cincinnati, 35-33, 30-20, 27-30, 19-30, 15-10; Miami (Fla.) def. Duke, 30-25, 30-18, 30-20; Wisconsin def. Alabama A&M, 30-17, 30-13, 30-15; North Carolina def. Winthrop, 30-24, 30-20, 30-18; South Carolina def. American, 30-10, 30-28, 23-30, 30-19; Washington def. Colorado St., 26-30, 30-25, 30-22, 30-27; Hawaii def. Western Ky., 30-18, 30-25, 30-21; Minnesota def. New Hampshire, 30-18, 28-30, 30-17, 30-21; Georgia Tech def. Florida A&M, 30-21, 30-27, 30-17; Texas def. Indiana, 30-22, 36-38, 30-17, 24-30, 15-10; Arizona def. Texas-Arlington, 30-22, 30-26, 30-20; Ohio St. def. Robert Morris, 30-22, 30-20, 30-16; Louisville def. Ball St., 30-24, 30-24, 30-25; Pacific def. Nevada, 30-24, 14-30, 25-30, 30-28, 15-11; Stanford def. Sacramento St., 30-22, 30-8, 30-17. **Second Round:** Southern California def. Texas A&M, 30-18, 30-21, 30-23; Michigan St. def. Notre Dame, 30-28, 30-20, 30-23; Pepperdine def. UCLA, 30-26, 23-30, 30-26, 30-26; UC Santa Barb. def. California, 30-26, 30-25, 30-26; Florida def. South Fla., 35-33, 30-24, 20-30, 30-18; Temple def. Penn St., 32-30, 30-26, 26-30, 30-23; Washington St. def. Kansas St., 30-24, 21-30, 30-22, 31-29; UNI def. Missouri, 25-30, 22-30, 30-27, 30-27, 15-10; Nebraska def. Arizona St., 30-22, 30-21, 30-27; Miami (Fla.) def. Wisconsin, 30-25, 20-30, 30-21, 30-22; North Carolina def. South Carolina, 30-23, 28-30, 30-26, 30-23; Hawaii def. Washington, 30-26, 39-37, 30-25; Minnesota def. Georgia Tech, 30-28, 31-29, 26-30, 30-28; Arizona def. Texas, 30-25, 25-30, 18-30, 30-22, 15-9; Ohio St. def. Louisville, 30-26, 30-28, 30-24; Stanford def. Pacific, 30-26, 29-31, 30-14, 30-21. **Regional Semifinals:** Southern California def. Michigan St., 30-17, 30-23, 30-15; Pepperdine def. UC Santa Barb., 30-22, 30-23, 25-30, 30-19; Florida def. Temple, 30-15, 30-27, 30-14; Washington St. def. UNI, 31-29, 30-21, 30-21; Nebraska def. Miami (Fla.), 30-18, 30-17, 30-21; Hawaii def. North Carolina, 30-21, 30-23, 30-22; Arizona def. Minnesota, 32-30, 34-32, 28-30, 30-19; Stanford def. Ohio St., 30-24, 30-25, 30-27. **Regional Finals:** Southern California def. Pepperdine, 30-24, 30-20, 30-17; Florida def. Washington St., 27-30, 30-19, 30-25, 30-16; Hawaii def. Nebraska, 30-25, 25-30, 30-27, 30-21; Stanford def. Arizona, 30-14, 30-17, 30-25. **Semifinals:** Southern California def. Florida, 24-30, 30-25, 30-26, 30-24; Stanford def. Hawaii, 30-25, 30-27, 30-24. **Championship:** Stanford def. Southern California, 30-27, 23-30, 30-24, 30-26.

2003 First Round: Southern California def. New Hampshire, 30-17, 30-18, 30-17; Loyola Marymount def. Cal St. Northridge, 30-21, 30-22, 30-26; Wisconsin def. Arizona, 30-24, 25-30, 32-30, 30-26; Texas A&M def. Nicholls St., 30-28, 30-24, 31-29; Nebraska def. Valparaiso, 30-19, 30-22, 30-21; Dayton def. Michigan St., 30-26, 30-26, 28-30, 25-30, 15-8; UC Irvine def. Missouri, 30-27, 31-33, 25-30, 30-28, 15-12; UCLA def. San Diego, 30-20, 30-17, 30-24; Stanford def. Sacramento St., 39-37, 30-28, 30-23, 30-23; Pacific def. San Francisco, 30-26, 30-28, 30-23; Utah def. Santa Clara, 26-30, 25-30, 30-20, 30-24, 15-12; Washington def. Northwestern, 30-20, 30-21, 30-26; Minnesota def. Wis.-Green Bay, 30-22, 30-12, 30-16; UNI def. UC Santa Barb., 30-27, 30-27, 24-30, 26-30, 16-14; Kansas def. Long Beach St., 30-23, 30-28, 30-28; Pepperdine def. Manhattan, 30-15, 30-20, 30-20; Florida def. Ga. Southern, 30-18, 30-18, 30-21; UCF def. Cincinnati, 24-30, 25-30, 30-26, 30-27, 15-9; Maryland def. American, 30-24, 30-25, 30-28; Colorado St. def. George Mason, 30-22, 30-24, 30-25; Penn St. def. Robert Morris, 30-10, 30-18, 30-11; Pittsburgh def. Penn, 28-30, 30-16, 30-18, 30-26; Arkansas def. Missouri St., 30-26, 30-28, 16-30, 30-28; Kansas St. def. Ohio, 30-17, 30-18, 31-29; Georgia Tech def. Alabama A&M, 30-18, 30-17, 30-22; Florida A&M def. Winthrop, 31-29, 30-16, 30-27; Michigan def. Colorado, 30-22, 30-22, 30-11; California def. St. Mary's (Cal.), 30-20, 30-21, 30-23; Illinois def. Murray St., 30-19, 30-27, 30-20; Louisville def. Notre Dame, 32-30, 30-21, 30-21; Brigham Young def. New Mexico St., 30-17, 30-17, 30-27; Hawaii def. Idaho, 30-24, 30-20, 30-21. **Second Round:** Southern California def. Loyola Marymount, 30-16, 30-22, 30-16; Texas A&M def. Wisconsin, 30-22, 30-24, 30-18; Nebraska def. Dayton, 30-19, 30-14, 30-25; UCLA def. UC Irvine, 30-24, 30-28, 30-22; Stanford def. Pacific, 30-26, 34-32, 30-25; Washington def. Utah, 30-15, 30-20, 30-21; Minnesota def. UNI, 30-25, 28-30, 30-25, 30-23; Pepperdine def. Kansas, 23-30, 30-20, 30-14, 30-23; Florida def. UCF, 30-19, 30-26, 30-21; Colorado St. def. Maryland, 30-23, 30-28, 30-26; Penn St. def. Pittsburgh, 25-30, 33-31, 30-21, 30-21; Kansas St. def. Arkansas, 30-26, 30-27, 30-21; Georgia Tech def. Florida A&M, 30-25, 34-32, 30-25; California def. Michigan, 30-23, 30-23, 30-28; Illinois def. Louisville, 30-26, 30-26, 32-30; Hawaii def. Brigham Young, 30-19, 30-23, 30-22. **Regional Semifinals:** Southern California def. Texas A&M, 30-26, 30-25, 30-27; UCLA def. Nebraska, 20-30, 30-27, 30-21, 30-23; Washington def. Stanford, 30-25, 26-30, 30-19, 30-26; Minnesota def. Pepperdine, 28-30, 30-28, 30-27, 26-30, 15-8; Florida def. Colorado St., 30-13, 30-22, 30-26; Penn St. def. Kansas St., 12-30, 30-27, 30-21, 31-29; Georgia Tech def. California, 30-25, 20-30, 30-24, 30-23; Hawaii def. Illinois, 30-21, 30-22, 33-31. **Regional Finals:** Southern California def. UCLA, 24-30, 30-26, 30-17, 30-17; Minnesota def. Washington, 19-30, 32-30, 33-31, 25-30, 15-9; Florida def. Penn St., 30-21, 30-24, 30-16; Hawaii def. Georgia Tech, 32-34, 33-31, 30-24, 30-25. **Semifinals:** Southern California def. Minnesota, 30-27, 30-28, 30-20; Florida def. Hawaii, 30-28, 30-28, 23-30, 30-28. **Championship:** Southern California def. Florida, 25-30, 30-27, 30-19, 30-26.

2004 First Round: Nebraska def. Iona, 30-15, 30-12, 30-19; Wichita St. def. Nevada, 30-16, 30-24, 30-20; Louisville def. Illinois, 30-27, 21-30, 30-19, 30-23; Missouri def. Arkansas, 28, 30-21, 25-30, 30-26; San Diego def. New Mexico St., 30-18, 30-27, 30-24; Arizona def. UC Irvine, 30-19, 30-17, 30-18; Kansas St. def. Cal St. Northridge, 30-20, 30-23, 30-25; Southern California def. Col. of Charleston, 30-22, 30-24, 30-23; Ohio St. def. Dayton, 30-25, 32-30, 30-22; Ohio def. Pittsburgh, 30-22, 30-26, 30-12; Texas A&M def. Winthrop, 30-26, 30-23, 30-25; Tennessee def. Eastern Ky., 30-24, 30-16, 30-22; UC Santa Barb. def. Alabama A&M, 30-11, 30-23, 30-11; Georgia Tech def. Georgia, 30-21, 30-21, 31-29; Yale def. Albany (N.Y.), 30-28, 30-21, 31-33, 30-22; Minnesota def. Long Island, 30-19, 30-12, 30-27; Hawaii def. Colorado, 24-30, 30-22, 30-20, 30-24; Purdue def. Colorado St., 30-25, 25-30, 30-27, 22-30, 15-12; Notre Dame def. Valparaiso, 30-21, 20-30, 30-28, 30-20; Wisconsin def. Loyola (Ill.), 30-27, 30-26, 30-25; Stanford def. Jacksonville, 30-15, 30-20, 30-15; Florida def. Florida A&M, 30-17, 30-25, 30-23; Michigan def. Rice, 31-29, 24-30, 30-23, 30-20; Texas def. Texas St., 30-12, 30-22, 30-15; Washington def. Idaho, 30-22, 30-14, 30-19; Kansas def. Santa Clara, 25-30, 30-26, 30-28, 30-15; California def. Pacific, 26-30, 30-24, 20-30, 30-27, 15-11; St. Mary's (Cal.) def. Sacramento St., 26-30, 30-27, 30-22, 30-17; UCLA def. Loyola Marymount, 30-28, 30-23, 27-30, 30-22; Long Beach St. def. Utah, 30-19, 30-25, 33-31; Maryland def. Towson, 30-23, 30-22, 30-25; Penn St. def. American, 30-18, 30-18, 35-33. **Second Round:** Nebraska def. Wichita St., 30-22, 30-20, 30-21; Louisville def. Missouri, 30-26, 22-30, 30-25, 30-25; San Diego def. Arizona, 30-28, 30-28, 25-30, 27-30, 15-13;

Southern California def. Kansas St., 30-19, 30-25, 30-19; Ohio St. def. Ohio, 30-25, 30-20, 30-20; Tennessee def. Texas A&M, 30-21, 24-30, 30-23, 32-30; Georgia Tech def. UC Santa Barb., 30-24, 30-28, 30-21; Minnesota def. Yale, 30-17, 30-18, 30-19; Hawaii def. Purdue, 33-31, 30-27, 30-19; Wisconsin def. Notre Dame, 36-24, 30-16, 30-16; Stanford def. Florida, 25-30, 30-15, 21-30, 30-27, 15-9; Texas def. Michigan, 30-19, 30-27, 23-30, 30-28; Washington def. Kansas, 34-32, 30-26, 25-30, 26-30, 15-12; St. Mary's (Cal.) def. California, 30-28, 26-30, 30-28, 24-30, 15-13; UCLA def. Long Beach St., 31-29, 30-24, 30-27; Penn St. def. Maryland, 34-32, 30-27, 31-29. **Regional Semifinals:** Nebraska def. Louisville, 30-22, 32-30, 30-19; Southern California def. San Diego, 30-26, 30-20, 25-30, 30-20; Ohio St. def. Tennessee, 29-31, 27-30, 30-16, 30-26, 15-12; Minnesota def. Georgia Tech, 25-30, 30-22, 30-24, 46-48, 15-9; Wisconsin def. Hawaii, 31-29, 30-23, 22-30, 28-30, 21-19; Stanford def. Texas, 30-28, 30-26, 30-27; Washington def. St. Mary's (Cal.), 30-20, 30-20, 30-20; UCLA def. Penn St., 30-24, 22-30, 30-25, 30-28. **Regional Finals:** Southern California def. Nebraska, 33-35, 30-27, 30-21, 34-36, 15-12; Minnesota def. Ohio St., 30-32, 34-32, 27-30, 30-28, 15-8; Stanford def. Wisconsin, 30-18, 31-29, 30-26; Washington def. UCLA, 27-30, 30-19, 30-28, 24-30, 15-9. **Semifinals:** Minnesota def. Southern California, 30-25, 29-31, 30-26, 30-20; Stanford def. Washington, 30-25, 23-30, 30-27, 30-24. **Championship:** Stanford def. Minnesota, 30-23, 30-27, 30-21. **2005 First Round:** Kansas St. def. Florida A&M, 27-30, 30-14, 30-27, 30-28; Florida def. Fla. Atlantic, 30-19, 30-15, 30-14;

Northwestern def. Texas A&M, 30-26, 20-30, 30-28, 27-30, 15-12; Notre Dame def. Dayton, 30-21, 30-25, 26-30, 28-30, 15-13; San Diego def. Long Beach St., 30-28, 25-30, 30-26, 30-27; UCLA def. Kansas, 30-14, 26-30, 30-17, 30-24; Pepperdine def. Brigham Young, 30-24, 30-28, 24-30, 30-28; Southern California def. UC Santa Barb., 27-30, 30-22, 30-24, 30-22; Duke def. American, 30-14, 30-16, 30-16; Nebraska def. Alabama A&M, 30-15, 30-7, 30-15; Maryland def. Kentucky, 25-30, 30-26, 30-24, 30-23; Louisville def. Western Ky., 30-24, 28-30, 30-23, 30-22; Santa Clara def. Sacramento St., 23-30, 30-23, 30-20, 30-23; Stanford def. Nevada, 30-25, 30-20, 30-21; Ohio def. Alabama, 28-30, 30-18, 30-22, 30-23; Ohio St. def. Marshall, 30-25, 30-26, 30-22; Arizona def. Utah St., 30-26, 30-27, 30-20; Utah def. Loyola Marymount, 30-10, 30-22, 30-20; Washington def. Siena, 30-21, 30-17, 30-18; Colorado St. def. Colorado, 26-30, 30-24, 30-19, 30-27; Purdue def. VCU, 30-27, 30-24, 30-21; Col. of Charleston def. North Carolina, 30-28, 23-30, 30-16, 31-29; California def. Valparaiso, 30-26, 30-24, 30-21; Wisconsin def. Loyola (Ill.), 30-18, 30-26, 30-14; Hawaii def. Texas St., 30-25, 30-18, 30-23; Texas def. LSU, 30-19, 30-28, 30-26; Arkansas def. St. Mary's (Cal.), 30-27, 30-17, 30-21; Missouri def. Missouri St., 30-27, 30-18, 30-26; Minnesota def. Winthrop, 30-13, 30-13, 30-24; Tennessee def. Jacksonville St., 30-23, 30-13, 30-28; Long Island def. Cornell, 31-29, 30-24, 35-33; Penn St. def. Binghamton, 30-15, 30-8, 30-10. **Second Round:** Florida def. Kansas St., 30-21, 31-29, 30-25; Notre Dame def. Northwestern, 30-27, 32-30, 30-28; UCLA def. San Diego, 30-24, 30-23, 30-19; Pepperdine def.

Southern California, 30-28, 30-28, 30-23; Nebraska def. Duke, 30-19, 30-19, 30-20; Louisville def. Maryland, 30-23, 30-26, 30-28; Santa Clara def. Stanford, 23-30, 30-19, 30-27, 31-29; Ohio def. Ohio St., 30-27, 30-23, 30-22; Arizona def. Utah, 30-28, 30-26, 28-30, 30-27; Washington def. Colorado St., 30-21, 30-25, 30-18; Purdue def. Col. of Charleston, 30-22, 30-20, 30-28; Wisconsin def. California, 30-23, 30-22, 30-25; Hawaii def. Texas, 19-30, 30-18, 30-21, 30-20; Missouri def. Arkansas, 30-25, 30-16, 30-11; Tennessee def. Minnesota, 30-19, 24-30, 30-30, 30-27, 15-11; Penn St. def. Long Island, 30-11, 30-27, 30-8. **Regional Semifinals:** Florida def. Louisville, 30-28, 30-25, 30-22; Nebraska def. UCLA, 30-28, 30-23, 30-16; Santa Clara def. Pepperdine, 30-28, 30-23, 30-14; Arizona def. Ohio, 35-37, 30-23, 26-30, 30-18, 15-12; Wisconsin def. Notre Dame, 30-25, 28-30, 30-25, 25-30, 15-9; Washington def. Purdue, 30-25, 30-19, 30-20; Missouri def. Hawaii, 30-26, 26-30, 30-27, 30-22; Tennessee def. Penn St., 30-27, 14-30, 30-27, 33-31. **Regional Finals:** Nebraska def. Florida, 30-26, 30-24, 30-16; Santa Clara def. Arizona, 22-30, 30-24, 30-26, 15-30, 17-15; Washington def. Wisconsin, 30-28, 30-25, 30-23; Tennessee def. Missouri, 30-28, 30-27, 25-30, 30-17. **Semifinals:** Nebraska def. Santa Clara, 30-24, 30-19, 30-21, Washington def. Tennessee, 30-25, 30-19, 30-21. **Championship:** Washington def. Nebraska, 30-26, 30-25, 30-26.

Volleyball

DIVISION II



2005 Championship

Highlights

Record Crowd Sees Grand Valley State Emerge as Champions: Competing for the Division II championship on its opponent's home court wasn't the best-case scenario for Grand Valley State.

The Lakers entered the finals knowing all about Nebraska-Kearney's 66-match home winning streak, and they also anticipated a partisan Division II championship record crowd.

None of that deterred Grand Valley State from its mission of capturing the institution's first women's volleyball championship, though, as the Lakers downed Nebraska-Kearney in four games, 30-18, 30-27, 25-30, 30-24, at the Health and Sports Center December 3.

It was the first time Nebraska-Kearney (38-2) lost in its own gymnasium since November 8, 2002, when Metro State registered a 3-1 victory.

The 66-match home winning streak tied for the second longest in Division II women's volleyball history. Northern Michigan won the same number of consecutive home matches from 1992 to 1996. New Haven holds the all-time record with 109.

"This is just incredible," said Grand Valley State coach Deanne Scanlon, whose team also broke Nebraska-Kearney's 33-match overall winning streak this season. "This team deserves so much. When we set our team goals back in August, they wrote 'GVSU National Champions.' That was the first team I've had to do that."

"I was proud of the way our women fought back," said Nebraska-Kearney coach Rick Squiers. "Things were clearly not going our way, but we hung in there. We had some chances in Game 4 but couldn't get it done."

Grand Valley State, which had 12 team blocks, limited Nebraska-Kearney to a .084 attack percentage in the match.

Meghan Moore's 17 kills and Tracy Kirk's 13 sparked the Lakers' offense, which also produced 10 service aces in the match.

Moore, Kirk, Megan Helsen, Alyson Riley and Jamie Ashmore of Grand Valley State were named to the all-tournament team.

TOURNAMENT PERCENTAGE LEADERS

Player, Team	K	E	TA	*Pct.	SA	DG	TB
Ericka Womack, Tampa	70	14	136	.412	0	6	15
Justyna Michon, Dowling	62	9	135	.393	8	24	4
Karla Schroff, Rockhurst	43	10	93	.355	0	3	10
Amanda Slate, Abilene Christian	36	9	77	.351	3	7	8
Tammi Rech, Rockhurst	38	10	82	.341	0	5	4
Tracy Kirk, Grand Valley St.	77	16	179	.341	4	14	32
Becky Haug, Central Mo. St.	40	9	91	.341	3	2	12
Li YiZhi, Lock Haven	64	16	141	.340	4	73	21
Kelsey Kyro, Concordia-St. Paul	33	7	77	.338	0	3	12
Erin Gudmundson, Neb.-Kearney	100	31	208	.332	9	18	30


LEGEND: K (kills), E (errors), TA (total attempts), SA (service aces), DG (digs), TB (total blocks).

*Percentage is derived by subtracting errors from kills and dividing that remainder by total attempts. Minimum of 75 attempts to qualify.

Results

FIRST ROUND

- Grand Valley St. def. Charleston (W.V.), 30-15, 30-25, 30-16
- Northwood def. Ashland, 28-30, 30-21, 30-23, 30-24
- SIU Edwardsville def. Ferris St., 30-23, 30-24, 30-21
- Rockhurst def. Hillsdale, 30-20, 30-24, 30-22
- Dowling def. Goldey-Beacom, 30-24, 30-22, 30-16
- St. Rose def. Mercy, 30-26, 30-24, 30-20
- Bentley def. Mass.-Lowell, 30-26, 27-30, 30-25, 30-26
- Bryant def. NYIT, 30-16, 30-15, 30-19
- Southwest Minn. St. def. Minn. St. Moorhead, 30-28, 30-26, 30-26
- Neb.-Omaha def. Wayne St. (Neb.), 32-30, 30-23, 31-29
- Minn. Duluth def. Augustana (S.D.), 30-17, 30-22, 30-27
- Tampa def. Francis Marion, 30-30, 30-25, 30-28
- Barry def. Rollins, 30-19, 30-21, 26-30, 30-16
- Fla. Gulf Coast def. Presbyterian, 30-16, 30-18, 30-25
- Fla. Southern def. Wingate, 30-15, 30-16, 30-24



Grand Valley State's Jamie Ashmore (1) earned all-tournament honors as the Lakers downed Nebraska-Kearney, 3-1, in the championship match for the Division II title.

Scott Anderson/NCAA Photos

CHAMPIONSHIP RESULTS

Neb.-Kearney def. Colorado Mines, 30-16, 30-17, 30-15
 Mesa St. def. Western N.M., 30-23, 33-31, 30-28
 Abilene Christian def. Central Okla., 30-26, 30-18, 30-23
 Metro St. def. West Tex. A&M, 30-27, 30-28, 30-26
 North Ala. def. Albany St. (Ga.), 30-16, 30-20, 30-19
 Central Mo. St. def. Emporia St., 30-19, 30-19, 30-28
 Washburn def. Harding, 30-19, 28-30, 30-23, 32-30
 Truman def. Ala.-Huntsville, 30-15, 30-23, 22-30, 30-22
 Lock Haven def. N.C. Central, 30-14, 30-12, 30-25
 Indiana (Pa.) def. Slippery Rock, 30-25, 30-26, 30-21
 Edinboro def. Mount Olive, 30-24, 38-36, 30-23
 Lees-McRae def. California (Pa.), 17-30, 24-30, 30-28, 30-21, 15-12
 Cal St. L.A. def. Seattle Pacific, 28-30, 40-38, 30-23, 30-23
 Hawaii Pacific def. Cal St. Bakersfield, 30-27, 30-23, 23-30, 30-17
 Cal St. San B'dino def. BYU-Hawaii, 30-23, 30-25, 30-26
 Central Wash. def. Cal Poly Pomona, 28-30, 30-24, 23-30, 30-24, 16-14

Fla. Gulf Coast def. Fla. Southern, 26-30, 31-29, 26-30, 30-18, 15-12
 Neb.-Kearney def. Mesa St., 30-17, 30-24, 30-28
 Abilene Christian def. Metro St., 30-23, 30-24, 30-25
 Central Mo. St. def. North Ala., 30-19, 30-28, 23-30, 30-14
 Truman def. Washburn, 30-22, 30-19, 30-21
 Lock Haven def. Indiana (Pa.), 30-24, 28-30, 27-30, 30-25, 15-6
 Lees-McRae def. Edinboro, 30-27, 30-25, 30-16
 Cal St. L.A. def. Hawaii Pacific, 32-30, 30-27, 25-30, 12-30, 17-15
 Cal St. San B'dino def. Central Wash., 26-30, 31-33, 30-16, 30-27, 15-8

SECOND ROUND

Grand Valley St. def. Northwood, 32-30, 30-23, 30-23
 Rockhurst def. SIU Edwardsville, 30-27, 30-27, 30-21
 Dowling def. St. Rose, 30-21, 30-18, 30-19
 Bentley def. Bryant, 30-25, 21-30, 27-30, 30-16, 15-4
 Concordia-St. Paul def. Southwest Minn. St., 30-16, 30-22, 30-18
 Minn. Duluth def. Neb.-Omaha, 31-29, 30-22, 30-20
 Tampa def. Barry, 30-17, 30-28, 30-25

THIRD ROUND

Grand Valley St. def. Rockhurst, 33-31, 30-25, 30-21
 Dowling def. Bentley, 26-30, 30-28, 30-23, 26-30, 15-11
 Concordia-St. Paul def. Minn. Duluth, 30-19, 30-24, 30-23
 Tampa def. Fla. Gulf Coast, 32-30, 30-27, 30-15
 Neb.-Kearney def. Abilene Christian, 30-24, 30-19, 30-22
 Truman def. Central Mo. St., 30-21, 30-28, 30-24
 Lock Haven def. Lees-McRae, 32-30, 30-26, 23-30, 30-19
 Cal St. L.A. def. Cal St. San B'dino, 30-23, 30-22, 24-30, 29-31, 15-8

QUARTERFINALS

Grand Valley St. def. Dowling, 30-21, 27-30, 30-24, 30-25
 Tampa def. Concordia-St. Paul, 27-30, 30-23, 28-30, 30-27, 15-11
 Neb.-Kearney def. Truman, 30-25, 30-28, 30-32, 30-27
 Cal St. L.A. def. Lock Haven, 30-32, 30-28, 30-17, 25-30, 15-13

SEMIFINALS

DECEMBER 2 AT NEB.-KEARNEY

Grand Valley St. 3, Tampa 2

Tampa

No.	Name	GP	K	E	TA	PCT	A	SA	SE	RE	DIG	BS	BA	BE	BHE
2	Gabriela Saade	5	0	0	3	.000	51	0	2	0	15	0	0	0	4
9	Kayla Mora	5	8	9	27	-.037	2	2	2	0	14	3	3	0	0
11	Tarah Marinelli	5	5	3	44	.045	0	0	1	2	0	1	1	1	0
12	Stephanie Rivera	5	22	6	48	.333	1	2	3	0	5	0	1	0	0
13	Katelen Dixon	5	14	7	46	.152	0	0	1	1	19	3	1	0	0
24	Ericka Womack	5	15	6	33	.273	0	0	0	0	0	1	3	0	0
3	Lindsay Blakeley	5	0	0	0	.000	1	1	0	0	3	0	0	0	0
10	Camila Saade	2	0	0	1	.000	0	0	1	0	0	0	0	0	0
16	Erin Clark	5	4	1	11	.273	0	0	0	0	0	0	3	0	0
22	Margeaux Sinibaldi	5	0	0	0	.000	0	0	2	4	22	0	0	0	0
33	Sara Ellis	5	1	0	1	1.000	11	0	1	0	5	0	0	0	1
Totals		5	69	32	214	.173	66	5	13	7	83	8	12	1	5

TEAM ATTACK PER GAME

Game	K	E	TA	Pct.
1	16	3	40	.325
2	10	9	44	.023
3	16	10	48	.125
4	19	7	59	.203
5	8	3	23	.217

TOTAL TEAM BLOCKS: 14.0

GAME SCORES

	1	2	3	4	5	TEAM RECORDS
Tampa	30	19	26	30	10	29-4
Grand Valley St.	19	30	30	28	15	31-6

Grand Valley St.

No.	Name	GP	K	E	TA	PCT	A	SA	SE	RE	DIG	BS	BA	BE	BHE
1	Jamie Ashmore	5	4	2	12	.167	40	1	0	0	22	0	1	1	0
3	Megan Helsen	5	18	7	46	.239	1	2	5	0	12	0	4	0	0
4	Tracy Kirk	5	10	6	37	.108	2	0	0	1	4	0	8	0	0
8	Tina Tromblay	5	7	5	37	.054	6	1	1	1	13	0	4	0	1
9	Cortney Lokker	5	5	2	18	.167	2	1	2	0	12	0	3	0	0
14	Meghan Moore	5	16	7	31	.290	1	0	0	0	3	0	4	0	0
5	Alyson Riley	5	0	0	0	.000	1	2	1	3	23	0	0	0	0
6	Lindsey Bayle	5	0	0	0	.000	0	0	0	0	4	0	0	0	0
7	Erica Vandekopple	1	0	1	1	-1.000	0	0	0	0	0	0	0	0	0
10	Danielle Alexander	4	0	0	1	.000	0	0	0	0	0	0	0	1	0
16	Lauren Hanson	3	2	1	6	.167	1	0	0	0	0	0	0	0	0
Totals		5	62	31	189	.164	54	7	9	5	93	0	24	2	1

TEAM ATTACK PER GAME

Game	K	E	TA	Pct.
1	10	11	37	-.027
2	12	5	39	.179
3	15	7	38	.211
4	15	8	54	.130
5	10	0	21	.476

TOTAL TEAM BLOCKS: 12.0

Neb.-Kearney 3, Cal St. L.A. 0

Cal St. L.A.

No.	Name	GP	K	E	TA	PCT	A	SA	SE	RE	DIG	BS	BA	BE	BHE
1	Tanya White	3	13	4	37	.243	0	0	0	0	1	1	0	0	0
5	Tiare Tuitama	3	4	1	9	.333	37	0	0	0	15	0	2	0	1
7	Airess Padda	3	7	8	24	-.042	0	0	0	0	1	0	1	0	0
8	Luana Cavalcanti	3	7	10	38	-.079	0	0	0	2	9	0	1	0	0
14	Melissa Zapiain	3	5	7	21	-.095	0	0	0	2	5	0	2	0	0
16	Andrea Richardson	3	6	4	13	.154	0	0	0	0	0	0	1	1	0

No.	Name	GP	K	E	TA	PCT	A	SA	SE	RE	DIG	BS	BA	BE	BHE
2	Latanya Lyons.....	1	0	0	0	.000	0	0	0	0	0	0	0	0	0
3	Shannon Johnson.....	3	0	0	0	.000	2	0	1	0	9	0	0	0	0
9	Ashley Hardwick.....	3	1	0	1	1.000	3	1	1	1	21	0	0	0	0
10	Jenevieve Duguies.....	3	0	0	0	.000	0	0	0	0	1	0	0	0	0
11	Stacy Morel.....	3	1	0	1	1.000	0	0	0	0	0	0	1	0	0
	Totals.....	3	44	34	144	.069	42	1	2	5	62	1	8	1	1

TEAM ATTACK PER GAME

TOTAL TEAM BLOCKS: 5.0

Game	K	E	TA	Pct.
1	16	14	59	.034
2	13	10	38	.079
3	15	10	47	.106

GAME SCORES	1	2	3	TEAM RECORDS
Cal St. L.A.	23	24	18	28-3
Neb.-Kearney	30	30	30	38-1

Neb.-Kearney

No.	Name	GP	K	E	TA	PCT	A	SA	SE	RE	DIG	BS	BA	BE	BHE
8	Mikala Gleason.....	3	0	0	0	.000	0	0	0	0	6	0	0	0	0
11	Erin Gudmundson.....	3	19	3	33	.485	0	1	1	0	2	4	4	0	0
13	Ashley Solt.....	3	5	4	27	.037	1	0	1	0	5	1	2	0	0
15	Samantha Harvey.....	3	3	1	14	.143	1	1	1	0	6	0	1	0	0
16	Rachel Gerdes.....	3	1	1	10	.000	33	0	1	0	6	0	2	0	1
19	Erin Brosz.....	3	5	3	14	.143	1	3	1	0	3	0	5	0	0
3	Jill Gergen.....	3	0	0	0	.000	0	0	0	0	12	0	0	0	0
5	Brett Haskell.....	3	0	0	0	.000	0	0	0	0	5	0	0	0	0
6	Kelli Bunger.....	3	15	1	35	.400	1	0	0	0	3	0	4	1	0
9	Steph Hoemann.....	3	0	0	0	.000	2	0	0	1	6	0	0	0	0
	Totals.....	3	48	13	133	.263	39	5	5	1	54	5	18	1	1

TEAM ATTACK PER GAME

TOTAL TEAM BLOCKS: 14.0

Game	K	E	TA	Pct.
1	15	4	54	.204
2	17	7	40	.250
3	16	2	39	.359

CHAMPIONSHIP

DECEMBER 3 AT NEB.-KEARNEY
Grand Valley St. 3, Neb.-Kearney 1

Grand Valley St.

No.	Name	GP	K	E	TA	PCT	A	SA	SE	RE	DIG	BS	BA	BE	BHE
1	Jamie Ashmore.....	4	7	2	15	.333	50	4	1	0	9	0	1	0	1
3	Megan Helsen.....	4	10	11	40	-.025	0	1	5	4	15	0	6	0	0
4	Tracy Kirk.....	4	13	1	30	.400	0	0	0	0	2	1	7	0	0
8	Tina Tromblay.....	4	9	2	28	.250	5	2	0	3	9	0	3	0	0
9	Cortney Lokker.....	4	8	3	26	.192	4	1	3	2	15	0	1	0	0
14	Meghan Moore.....	4	17	8	41	.220	0	0	0	0	2	0	4	1	0
5	Alyson Riley.....	4	0	0	0	.000	0	1	2	0	28	0	0	0	0
6	Lindsey Bayle.....	4	0	0	0	.000	0	1	0	0	2	0	0	0	0
7	Erica Vandekopple.....	1	0	1	1	-1.000	0	0	0	0	0	0	0	0	0
10	Danielle Alexander.....	4	0	0	0	.000	0	0	0	0	0	0	0	0	0
16	Lauren Hanson.....	3	0	0	2	.000	0	0	0	0	0	0	0	0	0
17	Megan Walling.....	1	0	0	0	.000	0	0	0	0	0	0	0	0	0
	Totals.....	4	64	28	183	.197	59	10	11	9	82	1	22	1	1

TEAM ATTACK PER GAME

TOTAL TEAM BLOCKS: 12.0

Game	K	E	TA	Pct.
1	15	1	34	.412
2	19	7	53	.226
3	11	12	45	-.022
4	19	8	51	.216

GAME SCORES	1	2	3	4	TEAM RECORDS
Grand Valley St.	30	30	25	30	32-6
Neb.-Kearney	18	27	30	24	38-2

Neb.-Kearney

No.	Name	GP	K	E	TA	PCT	A	SA	SE	RE	DIG	BS	BA	BE	BHE
8	Mikala Gleason.....	4	0	0	1	.000	1	2	1	1	6	0	0	0	1
11	Erin Gudmundson.....	4	12	10	34	.059	0	1	0	0	1	1	5	0	0
13	Ashley Solt.....	4	6	3	26	.115	1	1	0	0	10	0	0	0	0
15	Samantha Harvey.....	4	9	5	27	.148	1	1	2	0	3	0	2	0	0
16	Rachel Gerdes.....	4	5	1	16	.250	39	1	1	0	16	2	3	0	2
19	Erin Brosz.....	4	8	4	34	.118	0	3	0	0	1	0	2	0	0
3	Jill Gergen.....	4	0	0	1	.000	0	0	0	0	4	20	0	0	0
5	Brett Haskell.....	4	0	0	0	.000	1	0	0	3	7	0	0	0	0
6	Kelli Bunger.....	3	3	6	35	-.086	0	0	0	0	1	1	0	1	0
9	Steph Hoemann.....	4	0	0	0	.000	2	0	0	2	7	0	0	0	0
14	Juli Minicz.....	3	5	3	13	.154	0	0	0	0	5	0	2	0	0
17	Alison Glidden.....	1	1	1	4	.000	0	0	0	0	0	0	0	0	0
	Totals.....	4	49	33	191	.084	45	9	4	10	77	4	14	1	3

TEAM ATTACK PER GAME

TOTAL TEAM BLOCKS: 11.0

Game	K	E	TA	Pct.
1	12	12	55	.000
2	15	3	50	.240
3	13	10	40	.075
4	9	8	46	.022

CHAMPIONSHIP RESULTS

History

Team Results

Year	Champion (Record)	Coach	Score	Runner-Up	Host or Site	Championship Match Attendance†	Championship Total Attendance‡
1981	Sacramento St. (28-6)	Debby Colberg	3-0	Lewis	UC Riverside	300	1,674
1982	UC Riverside (31-5)	Sue Gozansky	3-0	Cal St. Northridge	Cal St. Northridge	750	3,288
1983	Cal St. Northridge (30-6)	Walt Ker	3-2	Portland St.	Fla. Southern	650	3,660
1984	Portland St. (33-4)	Jeff Mozzochi	3-0	Cal St. Northridge	Portland St.	2,550	5,282
1985	Portland St. (36-5)	Jeff Mozzochi	3-1	Cal St. Northridge	Portland St.	2,450	4,937
1986	UC Riverside (29-7)	Sue Gozansky	3-0	Cal St. Northridge	Sacramento St.	400	3,175
1987	Cal St. Northridge (35-6)	Walt Ker	3-2	Central Mo. St.	Neb.-Omaha	2,500	5,154
1988	Portland St. (36-5)	Jeff Mozzochi	3-0	Cal St. Northridge	North Dakota St.	—	5,956
1989	Cal St. Bakersfield (21-15)	David Rubio	3-0	Sacramento St.	Cal St. Bakersfield	2,800	8,751
1990	West Tex. A&M (38-1)	Kim Hudson	3-0	North Dakota St.	Cal St. Bakersfield	—	11,313
1991	West Tex. A&M (36-2)	Jim Giacomazzi	3-0	Portland St.	West Tex. A&M	3,188	10,033
1992	Portland St. (36-1)	Jeff Mozzochi	3-2	Northern Mich.	Portland St.	1,512	7,184
1993	Northern Mich. (38-1)	Jim Moore	3-1	Cal St. Bakersfield	Northern Mich.	3,112	9,135
1994	Northern Mich. (32-4)	Mark Rosen	3-1	Cal St. Bakersfield	Cal St. Bakersfield	2,181	7,876
1995	Barry (34-2)	Leonid Yelin	3-1	Northern Mich.	Barry	1,650	14,249
1996	Neb.-Omaha (35-2)	Rose Shires	3-2	Tampa	Central Mo. St.	459	7,199
1997	West Tex. A&M (37-3)	Debbie Hendricks	3-2	Barry	Cal St. Bakersfield	1,376	11,887
1998	Hawaii Pacific (31-5)	Tita Ahuna	3-1	North Dakota St.	Kissimmee, Fla.	225	6,178
1999	BYU-Hawaii (30-2)	Wilfred Navalta	3-0	Tampa	Battle Creek, Mich.	362	8,968
2000	Hawaii Pacific (28-0)	Tita Ahuna	3-0	Augustana (S.D.)	Augustana (S.D.)	3,307	16,647
2001	Barry (32-2)	Dave Nicols	3-0	South Dakota St.	Grand Valley St.	516	10,795
2002	BYU-Hawaii (27-2)	Wilfred Navalta	3-0	Truman	West Tex. A&M	1,666	14,947
2003	North Ala. (33-7)	Matt Peck	3-0	Concordia-St. Paul	Cal St. San B'dino	347	9,282
2004	Barry (34-1)	Dave Nichols	3-1	Truman	Barry	1,905	17,302
2005	Grand Valley St. (32-1)	Deanne Scanlon	3-1	Neb.-Kearney	Neb.-Kearney	—	—

All-Tournament Teams

1981

Holly Butterfield, Fla. Southern
Sue Razzeto, Cal St. Northridge
Cathy Spencer, Lewis
Marcia Collier, Sacramento St.
Terri Nicholas, Sacramento St.
Kris Jacobsen, Sacramento St.

1982

Debbie Bush, UC Riverside
Star Clark, UC Riverside
Kim Holder, UC Riverside
Linda Wilson, Cal St. Northridge
Karen Kootnekoff, Portland St.
Linda Johnson, Portland St.

1983

Heather Hafner, Cal St. Northridge
Shelli Mosby, Cal St. Northridge
Kristy Olson, Cal St. Northridge
Debbie Wooldridge, Cal St. Northridge
Theresa Huitinga, Portland St.
Lynda Johnson, Portland St.

1984

Kristy Olson, Cal St. Northridge
Shelli Mosby, Cal St. Northridge
Lisa Couch, Portland St.
Theresa Huitinga, Portland St.
Lynda Johnson, Portland St.
Beanie MacLaurie, Portland St.

1985

Shelli Mosby, Cal St. Northridge
Heather Hafner, Cal St. Northridge
Theresa Huitinga, Portland St.
Lynda Johnson, Portland St.
Kathy Knudsen, Neb.-Omaha
Bonnie Beard, Sam Houston St.

1986

Melanie Jones, UC Riverside (Most Outstanding Player)
Sherry Benson, UC Riverside
Joyce Jackson, UC Riverside
Allie Nuzum, Neb.-Omaha
Donna Melcher, Neb.-Omaha
Angela Brinton, Cal St. Northridge

1987

Becky Belland, Central Mo. St.
Angela Brinton, Cal St. Northridge
Kathleen Dixon, Cal St. Northridge
Susan Dixon, Central Mo. St.
Sue Darcey, Cal St. Northridge
Lori Schutte, Neb.-Omaha

1988

Jenny Norlin, Portland St.
Cathy Kuntz, Portland St.
Andy Thompson, Portland St.
Karen Langston, Cal St. Northridge
Brenda Schultz, North Dakota St.
Karen Solis, Tampa

1989

Rachel Morton, Cal St. Bakersfield
Valerie Cowan, Cal St. Bakersfield
Tami Jurgensen, Cal St. Bakersfield
Michelle Richard, Cal St. Bakersfield
Kelly Caddy, Sacramento St.
Brenda Schultz, North Dakota St.

1990

Ana Carolina Pereira, West Tex. A&M
Ana Cristina Pereira, West Tex. A&M
Michele Hall, West Tex. A&M
Sandy Callahan, West Tex. A&M
Rachel Morton, Cal St. Bakersfield
Tami Jurgensen, Cal St. Bakersfield
Camille Mitchell, Cal St. Bakersfield
Julie Sherman, North Dakota St.
Brenda Schultz, North Dakota St.
Kristi Scott, Portland St.
Leanne Peters, Portland St.
Becky Belland, Central Mo. St.

1991

Christi Nash, Fla. Southern
Becky Thyhsen, Fla. Southern
Leanne Peters, Portland St.
Joy Lammert-Russell, Portland St.
Kristi Scott, Portland St.
Angie Converse, North Dakota St.
Teresa Hegg, North Dakota St.
Julie Sherman, North Dakota St.
Carrie Burke, West Tex. A&M
Sandy Callahan, West Tex. A&M
Ana Carolina Pereira, West Tex. A&M
Ana Cristina Pereira, West Tex. A&M

1992

Erika Boggio, Portland St.

Leanne Peters, Portland St.
Joy Russell, Portland St.
Suzy Hall, Portland St.
Tricia Tuler, Northern Mich.
Heather Koenig, Northern Mich.
Andrea Gommans, Northern Mich.
Stacy Metro, Northern Mich.
Monika Cavaliere, West Tex. A&M
Ana Carolina Pereira, West Tex. A&M
Candy Lench, UC Davis
Andrea Ferchaw, Cal St. L.A.

1993

Stacy Metro, Northern Mich.
Andrea Gommans, Northern Mich.
Heather Koenig, Northern Mich.
Tricia Tuler, Northern Mich.
Christy Wieneke, Cal St. Bakersfield
Felicia Crisp, Cal St. Bakersfield
Jennifer Streltzo, Cal St. Bakersfield
Erika Boggio, Portland St.
Joy Russell, Portland St.
Leanne Peters, Portland St.
Dana Cash, Northern Colo.
Debbie Ponis, Northern Colo.

1994

Jennie Long, Northern Mich.
Pauline Schuette, Northern Mich.
Liu Jun, Northern Mich.
Christy Wieneke, Cal St. Bakersfield
Brandy Charles, Cal St. Bakersfield
Erikka Gulbranson, Cal St. Bakersfield
Terri McNair, Northern Colo.
Debbie Ponis, Northern Colo.
Tatjana Smith, Northern Colo.
Erica Wymore, Northern Colo.
Jane Salkowski, Central Mo. St.
Krista Geick, Central Mo. St.

1995

Cindy Yaun, Barry
Mickisha Hurley, Barry
Sonia Gubaidulina, Barry
Pauline Schuette, Northern Mich.
Kathy Jewell, Northern Mich.
Liu Jun, Northern Mich.
Kim Falkenhagen, Northern Mich.
Rachel Gatewood, Central Mo. St.
Krista Geick, Central Mo. St.
Kerri Mears, Central Mo. St.
Christy Wieneke, Cal St. Bakersfield
Courtney Powers, St. Cloud St.

1996

Amy Steffel, Neb.-Omaha
Erin Shafer, Neb.-Omaha
Christyn Malone, Neb.-Omaha
Danielle Faggion, Tampa
Dawn Rawlins, Tampa
Melissa Serio, Tampa
Anna Kaloujskikh, Tampa
Hilary Epling, Tampa
Liu Jun, Northern Mich.
Kathy Jewell, Northern Mich.
Sarah Dallas, Central Mo. St.

1997

Sarah Butler, West Tex. A&M
Holly Morgan, West Tex. A&M
Amanda Sweatt, West Tex. A&M
Deena Victor, West Tex. A&M
Cindy Yuan, Barry
Elvira Vakhidova, Barry
Janina Morusiewicz, Barry
Eleona Vakhidova, Barry
Christyn Malone, Neb.-Omaha
Tammy Barrus, Cal St. Bakersfield
Amy Wade, Cal St. Bakersfield
Lucia Pereira, Northern Mich.

1998

Nia Tuitele, Hawaii Pacific
Hai Yan Wang, Hawaii Pacific
Debbie Sant'Anna, Hawaii Pacific
Melinda Almazon, Regis (Colo.)
Nikki Van Rausen, Regis (Colo.)
Charleen Anderson, North Dakota St.
Kara Deringer, North Dakota St.
Carrie Jacobson, North Dakota St.
Jamie Lene, North Dakota St.
Hilary Epling, Tampa
Danielle Faggion, Tampa
Dawn Rawlins, Tampa

1999

Arlete Silva, BYU-Hawaii
Vanessa Valansi, BYU-Hawaii
Juliana Lima, BYU-Hawaii
Danielle Faggion, Tampa
Tiffany Boatwright, Tampa
Becky Hart, Tampa
Sarah Butler, West Tex. A&M
Shannon Stroud, West Tex. A&M
Sarah Schall, Lock Haven
Rachel Schmieg, North Dakota St.
Ronda Price, North Ala.
Jenny Jeremiah, Northern Ky.

2000

Nesrin Seckin, North Ala.
Shannon Stroud, West Tex. A&M
Kathy Vis, Grand Valley St.
Ying Xu, California (Pa.)
Katy Peterson, Augustana (S.D.)
Kari Peterson, Augustana (S.D.)
Lindsay Voss, Augustana (S.D.)
Sara Larson, Augustana (S.D.)
Susy Garbelotti, Hawaii Pacific
Debbi Sant'Anna, Hawaii Pacific
Flavia Gabinio, Hawaii Pacific
Nia Tuitele, Hawaii Pacific

2001

Karla Bersano, Barry
Fernanda Ferreira, Barry
Daniela Lanza, Barry
Simone Ferrarezi, Barry
Teresa Ohta, UC San Diego
Carly Miller, Grand Valley St.
Yulissa Zamudio, Mercy
Shauna Sturm, South Dakota St.
Andrea Ebnat, South Dakota St.
Angie Rime, South Dakota St.
Casey Felkerson, Truman
Michelle Morris, Western St.

2002

Nicole Bayle, Grand Valley St.
Carly Miller, Grand Valley St.
Yu Chaun Weng, BYU-Hawaii
Kaala Lo, BYU-Hawaii
Ashley Moeai, BYU-Hawaii
Chun Li Lin, BYU-Hawaii
Monica Marlowe, Truman
Shelby Ortwerth, Truman
Ericka Womack, Tampa

Erin Deffenbaugh, Northern Colo.
Jess Anne Fernandes, West Tex. A&M

2003

Yana Ninova, North Ala.
Ashley Moffitt, North Ala.
Amy Moffitt, North Ala.
Myshara High, North Ala.
Joy Wubben, Concordia-St. Paul
Tia Lindberg, Concordia-St. Paul
Mandy Horazdovsky, Concordia-St. Paul
Kim Morohunfolo, Cal St. San B'dino
Kim Ford, Cal St. San B'dino
Cristen Trent, Cal St. San B'dino
Nicole Bayle, Grand Valley St.
Ania Ruiz, Tampa

2004

Fernanda Brino, Barry
Michele Rosamiglia, Barry
Karla Bersano, Barry
Jessica Sears, Truman
Sara Shearman, Truman
Tiffany Graham, Truman
Callie Zwettler, Minn. Duluth
Vicky Bragleman, Minn. Duluth
Erin Gudmundson, Neb.-Kearney
Erin Arnold, Neb.-Kearney
Li YiZhi, Lock Haven
Briana Harris, Cal St. San B'dino

2005

Jamie Ashmore, Grand Valley St.
Megan Helsen, Grand Valley St.
Tracy Kirk, Grand Valley St.
Meghan Moore, Grand Valley St.
Alyson Riley, Grand Valley St.
Rachel Gerdes, Neb.-Kearney
Erin Gudmundson, Neb.-Kearney
Stephanie Rivera, Tampa
Sarah Sherman, Truman
Tiare Tuitama, Cal St. L.A.
Cailin Terhaar, Concordia-St. Paul
Li YiZhi, Lock Haven

Individual Records**KILLS, MATCH**

45—Brianna Harris, Cal St. San B'dino (3) vs. UC San Diego (2), 11-20-04.

KILLS, TOURNAMENT

160—Yana Ninova, North Ala., 2003 (25 vs. Harding, 19 vs. Truman, 36 vs. Central Mo. St., 26 vs. Lock Haven, 32 vs. Grand Valley St., 22 vs. Concordia-St. Paul).

TOTAL ATTEMPTS, MATCH

116—Andrea Ferchaw, Cal St. L.A. (3) vs. Grand Canyon (2), 11-17-95.

TOTAL ATTEMPTS, TOURNAMENT

304—Debbie Sant'Anna, Hawaii Pacific, 1998 (48 vs. Cal St. Bakersfield, 72 vs. BYU-Hawaii, 50 vs. North Ala., 56 vs. Tampa, 78 vs. North Dakota St.); Yana Ninova, North Ala., 2003 (38 vs. Harding, 36 vs. Truman, 78 vs. Central Mo. St., 63 vs. Lock Haven, 54 vs. Grand Valley St., 35 vs. Concordia-St. Paul).

SERVICE ACES, MATCH

11—Eileen Hiss, Cal St. Northridge (3) vs. North Dakota St. (0), 12-4-82.

SERVICE ACES, TOURNAMENT

23—Ruth Evans, Neb.-Omaha, 1986 (5 vs. New Haven, 7 vs. Grand Valley St., 7 vs. Cal St. Northridge, 4 vs. North Dakota St.).

BLOCK SOLOS, MATCH

12—Debbie Wooldridge, Cal St. Northridge (3) vs. Sacramento St. (2), 12-10-82.

BLOCK SOLOS, TOURNAMENT

14—Debbie Wooldridge, Cal St. Northridge, 1982 (1 vs. C.W. Post, 0 vs. North Dakota St., 12 vs. Sacramento St., 1 vs. UC Riverside).

DIGS, MATCH

40—Sarah Butler, West Tex. A&M (3) vs. Barry (2), 12-7-97;
Natalie Facchini, UC San Diego (2) vs. Cal St. San B'dino (3), 11-20-04.

DIGS, TOURNAMENT

111—Ashley Hardwick, Cal St. L.A., 2005 (24 vs. Seattle Pacific, 14 vs. Hawaii Pacific, 24 vs. Cal St. San B'dino, 28 vs. Lock Haven, 21 vs. Neb.-Kearney).

HITTING PERCENTAGE, MATCH**(Min. 15 Attempts)**

.867—Kim Falkenhagen, Northern Mich. (3) vs. West Va. Wesleyan (0), 12-2-95.

HITTING PERCENTAGE, TOURNAMENT**(Min. 75 Attempts)**

.544—Emily Kohler, North Fla., 2004 (.478 vs. Presbyterian, 13-2/23; .567 vs. Fla. Gulf Coast, 19-2/30; .577 vs. Barry, 16-1/26).

Team Records**KILLS, MATCH**

114—Cal St. L.A. (3) vs. Grand Canyon (2), 11-17-95.

KILLS, TOURNAMENT

401—North Ala., 2003 (61 vs. Harding, 56 vs. Truman, 83 vs. Central Mo. St., 73 vs. Lock Haven, 74 vs. Grand Valley St., 54 vs. Concordia-St. Paul).

TOTAL ATTEMPTS, MATCH

309—Cal St. L.A. (3) vs. Grand Canyon (2), 11-17-95.

TOTAL ATTEMPTS, TOURNAMENT

933—North Ala., 2003 (138 vs. Harding, 127 vs. Truman, 203 vs. Central Mo. St., 190 vs. Lock Haven, 152 vs. Grand Valley St., 123 vs. Concordia-St. Paul).

SERVICE ACES, MATCH

22—Neb.-Omaha (2) vs. Cal St. Northridge (3), 12-12-86.

SERVICE ACES, TOURNAMENT

68—Neb.-Omaha, 1986 (17 vs. New Haven, 15 vs. Grand Valley St., 22 vs. Cal St. Northridge, 14 vs. North Dakota St.).

BLOCK SOLOS, MATCH

29—Cal St. Northridge (3) vs. Sacramento St. (2), 12-10-82.

BLOCK SOLOS, TOURNAMENT

41—Cal St. Northridge, 1982 (3 vs. C.W. Post, 1 vs. North Dakota St., 29 vs. Sacramento St., 8 vs. UC Riverside).

DIGS, MATCH

159—Cal St. Northridge (3) vs. Central Mo. St. (2), 12-12-87.

DIGS, TOURNAMENT

400—Northern Colo., 1994 (90 vs. Minn. Duluth, 94 vs. Neb.-Kearney, 62 vs. Barry, 94 vs. Cal St. Bakersfield, 60 vs. Central Mo. St.).

HITTING PERCENTAGE, MATCH

.542—Portland St. (3) vs. James Madison (0), 11-30-84 (37-11/48).

HITTING PERCENTAGE, TOURNAMENT**(Min. 2 Matches)**

.372—Portland St., 1984 (.542 vs. James Madison, 37-11/48; .264 vs. New Haven, 31-12/72; .421 vs. Sam Houston St., 60-12/114; .319 vs. Cal St. Northridge, 50-14/113).

Won-Lost Records in Tournament Play

(Note: Beginning in 1998, no third-place match was played. Third place is awarded to both teams that lose in the semifinals.)

Team (Years Participated)	Yrs.	Won	Lost	Pct.	1st	2nd	3rd	4th
Abilene Christian (2004-05)	2	2	2	.500	0	0	0	0
Air Force (1983-89-91-93-94)	5	3	5	.375	0	0	1	0
Ala.-Huntsville (1998-99-2001-04-05)	5	0	5	.000	0	0	0	0
Alas. Anchorage (1989-90)	2	0	2	.000	0	0	0	0
Albany St. (Ga.) (2001-02-03-04-05)	5	0	5	.000	0	0	0	0
Angelo St. (1982-87-91-92)	4	2	4	.333	0	0	0	0
Arkansas Tech (2000)	1	1	1	.500	0	0	0	0
Armstrong Atlantic (2000-01-02-03-04)	5	2	5	.286	0	0	0	0
Army (1987)	1	0	1	.000	0	0	0	0
Ashland (2004-05)	2	0	2	.000	0	0	0	0
Augustana (S.D.) (1992-94-96-97-98-99-2000-01-03-04-05)	11	7	11	.389	0	1	0	0
Barry (1994-95-96-97-98-99-2000-01-02-03-04-05)	12	26	9	.743	3	1	0	0
Bentley (1993-95-98-2002-04-05)	6	2	6	.250	0	0	0	0
BYU-Hawaii (1998-99-2002-05)	4	11	2	.846	2	0	0	0
Bryant (1994-97-99-2000-01-02-03-04-05)	9	8	9	.471	0	0	0	0
C.W. Post (1982)	1	0	1	.000	0	0	0	0
UC Davis (1981-82-83-90-91-92-93-94-96)	9	4	9	.308	0	0	0	0
UC Riverside (1981-82-83-84-85-86-87-88-89-90-91-92-93-95-96-97-98)	17	14	15	.483	2	0	0	0
UC San Diego (2000-01-02-03-04)	5	6	5	.545	0	0	1	0
Cal Poly Pomona (1983-84-85-88-90-91-92-93-94-96-97-04-05)	13	4	13	.235	0	0	0	0
Cal St. Bakersfield (1988-89-90-91-92-93-94-95-96-97-98-99-2000-03-04-05)	16	28	15	.651	1	2	3	0
Cal St. Chico (1992)	1	1	1	.500	0	0	0	0
Cal St. L.A. (1992-93-94-95-97-99-2000-01-02-04-05)	11	11	12	.478	0	0	1	1
Cal St. Northridge (1981-82-83-84-85-86-87-88-89)	9	25	7	.781	2	5	1	0
Cal St. San B'dino (2000-01-02-03-04-05)	6	13	6	.684	0	0	1	0
California (Pa.) (2000-01-02-04-05)	5	7	5	.583	0	0	1	0
Cameron (1998-2001)	2	0	2	.000	0	0	0	0
Carson-Newman (2002)	1	0	1	.000	0	0	0	0
Catawba (2001)	1	0	1	.000	0	0	0	0
Central Mo. St. (1983-84-85-86-87-88-89-90-91-92-93-94-95-96-97-98-99-2000-01-02-03-04-05)	23	24	26	.480	0	1	0	3
Central Okla. (1994-2002-05)	3	1	3	.250	0	0	0	0
Central Wash. (2004-05)	2	1	2	.333	0	0	0	0
Chaminade (2002-04)	2	1	2	.333	0	0	0	0
Chapman (1982-88-89-90)	4	0	4	.000	0	0	0	0
Charleston (W.V.) (1995-97-98-99-2004-05)	6	1	6	.143	0	0	0	0
Clarion (2002-03-04)	3	0	3	.000	0	0	0	0
Colorado Mines (2005)	1	0	1	.000	0	0	0	0
Colorado St.-Pueblo (1996-97)	2	0	2	.000	0	0	0	0
Concordia-St. Paul (2003-04-05)	3	8	3	.727	0	1	0	0
Dowling (1995-96-97-98-2002-03-04-05)	8	6	8	.429	0	0	0	0
East Stroudsburg (2000)	1	0	1	.000	0	0	0	0
Eastern N.M. (2004)	1	1	1	.500	0	0	0	0
Edinboro (1982-94-96-97-98-99-2000-01-02-03-05)	11	11	11	.500	0	0	0	0
Emporia St. (2005)	1	0	1	.000	0	0	0	0
Fairmont St. (1998)	1	0	1	.000	0	0	0	0
Ferris St. (1982-83-84-85-86-87-89-90-92-99-2002-04-05)	13	7	14	.333	0	0	0	1
Findlay (2000-01-03)	3	2	3	.400	0	0	0	0
Fla. Gulf Coast (2004-05)	2	3	2	.600	0	0	0	0
Florida Int'l (1982-85)	2	0	2	.000	0	0	0	0
Fla. Southern (1981-82-84-86-87-89-90-91-92-93-94-96-97-98-99-2000-02-03-04-05)	20	14	23	.378	0	0	0	3
Fort Hays St. (2003-04)	2	2	2	.500	0	0	0	0
Francis Marion (1998-2005)	2	0	2	.000	0	0	0	0
Gannon (1989-91-92-93-94-95)	6	5	6	.454	0	0	0	0
Goldey-Beacom (2005)	1	0	1	.000	0	0	0	0
Grand Canyon (1993-95)	2	1	2	.333	0	0	0	0
Grand Valley St. (1986-87-2000-01-02-03-04-05)	8	20	5	.800	1	0	3	0
Harding (2002-03-04-05)	4	0	4	.000	0	0	0	0
Hawaii-Hilo (1994-95-97)	3	1	3	.250	0	0	0	0
Hawaii Pacific (1998-99-2000-01-03-04-05)	7	15	5	.750	2	0	0	0
Henderson St. (2001)	1	1	1	.500	0	0	0	0
Hillsdale (2004-05)	2	0	2	.000	0	0	0	0
Indiana (Pa.) (2000-01-02-03-04-05)	6	7	6	.538	0	0	0	0
IPFW (1987-88-96-98)	4	1	4	.200	0	0	0	0
Indianapolis (2003)	1	0	1	.000	0	0	0	0
Jacksonville (1983)	1	1	1	.500	0	0	0	0
James Madison (1984-85)	2	0	2	.000	0	0	0	0
Lees-McRae (1999-2001-02-03-04-05)	6	5	6	.455	0	0	0	0
Lenoir-Rhyne (2004)	1	0	1	.000	0	0	0	0
Lewis (1981-82-88-2000-02)	5	4	5	.444	0	1	0	0
Lock Haven (1996-97-98-99-2000-01-03-04-05)	9	15	9	.625	0	0	0	0
Mansfield (1981-83)	2	0	2	.000	0	0	0	0
Mass.-Lowell (2000-02-03-04-05)	5	0	5	.000	0	0	0	0
Mercy (1999-2000-01-04-05)	5	4	5	.444	0	0	0	0
Mesa St. (2004-05)	2	1	2	.333	0	0	0	0
Metro St. (1988-89-91-92-93-97-98-2000-01-02-03-04-05)	13	5	13	.278	0	0	0	0
Michigan Tech (1993-94-95-96-97)	5	2	5	.286	0	0	0	0
Millersville (1995)	1	1	1	.500	0	0	0	0
Minn. Duluth (1986-87-91-94-98-2002-03-04-05)	9	7	9	.438	0	0	1	0
Minn. St. Mankato (1990-2001-02-03)	4	2	4	.333	0	0	0	0

Team (Years Participated)	Yrs.	Won	Lost	Pct.	1st	2nd	3rd	4th
Minn. St. Moorhead (2000-04-05)	3	0	3	.000	0	0	0	0
Mississippi-Women (1985-86)	2	2	2	.500	0	0	0	0
Mo.-St. Louis (1991-95)	2	0	2	.000	0	0	0	0
Mo. Western St. (1995-2000)	2	0	2	.000	0	0	0	0
Montevallo (2000)	1	0	1	.000	0	0	0	0
Morningside (1995)	1	0	1	.000	0	0	0	0
Mount Olive (2004-05)	2	0	2	.000	0	0	0	0
Navy (1986-87-88)	3	0	3	.000	0	0	0	0
Neb.-Kearney (1994-95-96-99-2000-01-02-03-04-05)	10	20	10	.667	0	1	1	0
Neb.-Omaha (1982-83-84-85-86-87-88-89-93-96-97-99-2000-04-05)	15	21	15	.583	1	0	3	1
New Haven (1983-84-85-86-88-89-90-91-92-93-94-95-96-97-98-99-2000-01-02-03)	20	16	20	.444	0	0	0	0
N.M. Highlands (2000)	1	0	1	.000	0	0	0	0
NYIT (2001-02-03-04-05)	5	3	5	.375	0	0	0	0
North Ala. (1996-97-98-99-2000-01-02-03-04-05)	10	17	9	.654	1	0	1	0
N.C. Central (2004-05)	2	0	2	.000	0	0	0	0
UNC Greensboro (1990)	1	0	1	.000	0	0	0	0
North Dakota (2002-03)	2	2	2	.500	0	0	0	0
North Dakota St. (1982-83-84-86-87-88-89-90-91-92-93-95-96-97-98-99-2000-01-02-03)	20	28	21	.571	0	2	3	1
North Fla. (1993-95-96-97-99-2000-01-02-03-04)	10	6	10	.375	0	0	0	0
Northeastern (1984)	1	0	1	.000	0	0	0	0
Northern Colo. (1982-84-86-87-89-90-91-92-93-94-95-99-2000-01-02)	15	17	16	.515	0	0	1	1
Northern Ky. (1981-97-98-99-2000-01-03)	7	9	7	.563	0	0	1	0
Northern Mich. (1991-92-93-94-95-96-97-98-99-2000-01-03-04)	13	27	11	.711	2	2	1	1
Northwood (1996-97-99-2000-01-02-04-05)	8	9	8	.529	0	0	0	0
Oakland (1993)	1	0	1	.000	0	0	0	0
Pace (1996-97-98-99-2000)	5	6	5	.545	0	0	0	0
Pittsburg St. (2003-04)	2	1	2	.333	0	0	0	0
Portland St. (1982-83-84-85-86-87-88-89-90-91-92-93-94-95)	14	33	11	.750	4	2	2	1
Presbyterian (1993-2004-05)	3	0	3	.000	0	0	0	0
Queens (N.Y.) (2000-01-03-04)	4	8	4	.667	0	0	0	0
Regis (Colo.) (1985-86-88-89-90-91-93-94-95-96-97-98-99-2000-01)	15	15	16	.484	0	0	1	1
Rockhurst (1998-99-2002-03-04-05)	6	7	6	.538	0	0	0	0
Rollins (1995-2005)	2	1	2	.333	0	0	0	0
Sacramento St. (1981-82-83-84-85-86-87-88-89-90)	10	15	10	.600	1	1	1	1
St. Andrews (2004)	1	0	1	.000	0	0	0	0
St. Augustine's (1981-2001-02-03)	4	1	4	.200	0	0	0	0
St. Cloud St. (1985-88-93-95-2004)	5	2	5	.286	0	0	0	0
St. Edward's (2002-03-04)	3	2	3	.400	0	0	0	0
St. Rose (2005)	1	1	1	.500	0	0	0	0
Sam Houston St. (1984-85)	2	4	4	.500	0	0	0	2
San Fran. St. (1987)	1	0	1	.000	0	0	0	0
Seattle (2003)	1	0	1	.000	0	0	0	0
Seattle Pacific (2000-01-05)	3	0	3	.000	0	0	0	0
Slippery Rock (1993-94-2000-05)	4	1	4	.200	0	0	0	0
Sonoma St. (1993)	1	0	1	.000	0	0	0	0
S.C. Upstate (2000-01)	2	0	2	.000	0	0	0	0
South Dakota (2004)	1	1	1	.500	0	0	0	0
South Dakota St. (1997-98-2000-01-02)	5	8	5	.615	0	1	0	0
Southeast Mo. St. (1990)	1	0	1	.000	0	0	0	0
SIU Edwardsville (1998-2005)	2	2	2	.500	0	0	0	0
Southern Ind. (2002-04)	2	2	2	.500	0	0	0	0
Southwest Minn. St. (2001-04-05)	3	1	3	.250	0	0	0	0
Springfield (1981-93-94)	3	1	3	.250	0	0	0	0
Tampa (1983-84-85-87-88-89-90-91-92-93-94-96-97-98-99-2000-01-02-03-04-05)	21	28	21	.571	0	2	3	0
Tex. A&M-Commerce (1987-88)	2	2	2	.500	0	0	0	0
Texas Woman's (1996-97)	2	0	2	.000	0	0	0	0
Truman (1994-2000-01-02-03-04-05)	7	16	7	.696	0	2	0	0
Washburn (2002-04-05)	3	2	3	.400	0	0	0	0
Wayne St. (Mich.) (1987-94)	2	0	2	.000	0	0	0	0
Wayne St. (Neb.) (2005)	1	0	1	.000	0	0	0	0
West Tex. A&M (1988-89-90-91-92-94-95-96-97-98-99-2000-01-02-03-05)	16	26	13	.667	3	0	2	0
West Va. Wesleyan (1995-96-97)	3	1	3	.250	0	0	0	0
Western N.M. (2005)	1	0	1	.000	0	0	0	0
Western St. (1999-2000-01)	3	4	3	.571	0	0	0	0
Western Wash. (2001-02-03)	3	1	3	.250	0	0	0	0
Wheeling Jesuit (2001-02-03)	3	1	3	.250	0	0	0	0
Wilmington (Del.) (2004)	1	0	1	.000	0	0	0	0
Wingate (2003-05)	2	0	2	.000	0	0	0	0
Wright St. (1983)	1	0	1	.000	0	0	0	0

CHAMPIONSHIP RESULTS

All-Time Results

1981 First Round: UC Davis def. Northern Ky., 15-13, 3-15, 11-15, 15-7, 15-12; Lewis def. Springfield, 12-15, 15-5, 15-5, 15-2. **Second Round:** Sacramento St. def. Mansfield, 15-4, 15-2, 15-4; Cal St. Northridge def. UC Davis, 15-4, 15-10, 15-13; Lewis def. UC Riverside, 13-15, 9-15, 15-10, 15-4, 17-15; Fla. Southern def. St. Augustine's, 15-7, 15-6, 15-3. **Semifinals:** Sacramento St. def. Cal St. Northridge, 15-13, 15-4, 9-15, 15-8; Lewis def. Fla. Southern, 10-15, 15-12, 11-15, 15-10, 15-10. **Third Place:** Cal St. Northridge def. Fla. Southern, 15-7, 15-12, 15-12. **Championship:** Sacramento St. def. Lewis, 15-10, 15-6, 15-7.

1982 Regionals: UC Riverside def. Northern Colo., 15-7, 15-6, 15-7; UC Davis def. Chapman, 15-8, 15-6, 15-17, 15-8; UC Riverside def. UC Davis, 15-12, 14-16, 15-5, 15-10; Fla. Southern def. Angelo St., 15-3, 15-11, 11-15, 15-6; Portland St. def. Florida Int'l, 11-15, 15-5, 12-15, 17-15, 15-4; Portland St. def. Fla. Southern, 15-8, 15-9, 15-8; Sacramento St. def. Lewis, 15-13, 15-8, 15-9; Ferris St. def. Neb.-Omaha, 4-15, 15-13, 15-9, 15-11; Sacramento St. def. Ferris St., 15-11, 15-6, 15-13; North Dakota St. def. Edinboro, 12-15, 15-3, 15-8, 12-15, 15-6; Cal St. Northridge def. C.W. Post, 15-0, 15-10, 15-9; Cal St. Northridge def. North Dakota St., 15-13, 15-10, 15-13. **Semifinals:** UC Riverside def. Portland St., 15-13, 15-7, 15-9; Cal St. Northridge def. Sacramento St., 13-15, 15-10, 15-11, 10-15, 15-6. **Third Place:** Portland St. def. Sacramento St., 15-7, 16-14, 15-10. **Championship:** UC Riverside def. Cal St. Northridge, 15-11, 15-12, 15-5.

1983 Regionals: Portland St. def. North Dakota St., 15-5, 15-0, 15-9; UC Davis def. Sacramento St., 15-3, 4-15, 15-8, 15-8; Portland St. def. UC Davis, 15-10, 15-2, 15-13; Ferris St. def. Wright St., 15-11, 15-2, 15-5; Neb.-Omaha def. New Haven, 15-2, 15-12, 15-6; Neb.-Omaha def. Ferris St., 15-9, 14-16, 19-17, 15-2; Cal St. Northridge def. Central Mo. St., 15-9, 13-15, 15-10, 15-11; UC Riverside def. Cal Poly Pomona, 14-16, 15-1, 11-15, 16-14, 15-4; Cal St. Northridge def. UC Riverside, 15-4, 7-15, 12-15, 16-14, 15-12; Jacksonville def. Mansfield, 13-15, 15-8, 15-10, 15-3; Air Force def. Tampa, 15-7, 15-9, 12-15, 16-14; Air Force def. Jacksonville, 15-11, 15-0, 9-15, 14-16, 15-5. **Semifinals:** Portland St. def. Neb.-Omaha, 15-6, 15-7, 15-13; Cal St. Northridge def. Air Force, 15-10, 15-8, 15-6. **Third Place:** Air Force def. Neb.-Omaha, 15-7, 15-7, 16-4. **Championship:** Cal St. Northridge def. Portland St., 15-6, 15-10, 6-15, 10-15, 15-6.

1984 Regionals: Portland St. def. James Madison, 15-2, 15-2, 15-9; New Haven def. Northeastern, 14-16, 15-13, 15-6, 15-7; Portland St. def. New Haven, 15-6, 15-6, 15-3; Sam Houston St. def. Fla. Southern, 15-12, 15-13, 15-9; Ferris St. def. Tampa, 15-9, 11-15, 15-13, 8-15, 15-5; Sam Houston St. def. Ferris St., 15-12, 6-15, 15-3, 15-6; Sacramento St. def. Northern Colo., 15-6, 15-16, 15-15, 15-3; Cal Poly Pomona def. UC Riverside, 15-9, 14-16, 15-13, 15-6; Sacramento St. def. Cal Poly Pomona, 15-13, 4-15, 15-11, 15-10; North Dakota St. def. Neb.-Omaha, 15-11, 15-12, 15-7; Cal St. Northridge def. Central Mo. St., 15-4, 15-3, 11-15, 15-8; Cal St. Northridge def. North Dakota St., 4-15, 15-5, 15-3, 15-8. **Semifinals:** Portland St. def. Sam Houston St., 15-4, 15-8, 15-3; Cal St. Northridge def. Sacramento St., 15-12, 15-10, 15-10. **Third Place:** Sacramento St. def. Sam Houston St., 15-6, 16-14, 15-8. **Championship:** Portland St. def. Cal St. Northridge, 15-7, 15-8, 15-11.

1985 Regionals: Cal St. Northridge def. St. Cloud St., 15-10, 15-5, 15-4; Cal Poly Pomona def. UC Riverside, 13-15, 11-15, 15-10, 15-10, 15-9; Cal St. Northridge def. Cal Poly Pomona, 15-13, 15-9, 13-15, 15-6; New Haven def. Ferris St., 15-13, 15-12, 15-10; Neb.-Omaha def. James Madison, 15-13, 13-15, 15-4, 15-3; Neb.-Omaha def. New Haven, 9-15, 15-3, 15-11, 15-4; Sam Houston St. def. Florida Int'l, 15-12, 15-9, 16-14; Mississippi-Women def. Tampa, 15-12, 10-15, 5-15, 15-8, 15-6; Sam Houston St. def. Mississippi-Women, 7-15, 4-15, 15-10, 15-11, 15-9; Sacramento St. def. Central Mo. St., 15-11, 3-15, 16-14, 15-8; Portland St. def. Regis (Colo.), 15-4, 15-0, 15-10; Portland St. def. Sacramento St., 15-0, 6-15, 15-5, 15-8. **Semifinals:** Cal St. Northridge def. Neb.-Omaha, 15-12, 16-14, 15-11; Portland St. def. Sam Houston St., 15-6, 15-13, 15-10. **Third Place:** Neb.-Omaha def. Sam Houston St., 15-9, 15-2, 10-15, 5-15, 15-11. **Championship:** Portland St. def. Cal St. Northridge, 15-9, 15-13, 11-15, 15-8.

1986 Regionals: Cal St. Northridge def. Fla. Southern, 15-11, 15-11, 15-9; Mississippi-Women def. Navy, 15-8, 15-9, 15-17, 15-7; Cal St. Northridge def. Mississippi-Women, 15-11, 15-5, 15-8; Neb.-Omaha def. New Haven, 15-7, 15-8, 15-2; Grand Valley St. def. Ferris St., 15-12, 8-15, 15-10, 15-7; Neb.-Omaha def. Grand Valley St., 12-15, 15-10, 15-10, 15-8;

Sacramento St. def. Minn. Duluth, 15-2, 15-5, 15-13; North Dakota St. def. Portland St., 15-6, 15-2, 15-10; North Dakota St. def. Sacramento St., 13-15, 15-8, 15-3, 10-15, 15-10; UC Riverside def. Northern Colo., 15-7, 15-8, 15-3; Central Mo. St. def. Regis (Colo.), 15-11, 15-8, 15-4; UC Riverside def. Central Mo. St., 11-15, 15-6, 13-15, 15-12, 15-11. **Semifinals:** Cal St. Northridge def. Neb.-Omaha, 16-14, 13-15, 10-15, 15-13, 15-13; UC Riverside def. North Dakota St., 15-4, 16-14, 15-8. **Third Place:** Neb.-Omaha def. North Dakota St., 15-4, 15-10, 15-3. **Championship:** UC Riverside def. Cal St. Northridge, 15-9, 15-6, 15-6.

1987 Regionals: UC Riverside def. San Fran. St., 15-11, 15-8, 15-11; Cal St. Northridge def. UC Riverside, 15-4, 15-12, 15-9; Sacramento St. def. Portland St., 15-8, 15-11, 15-8; Cal St. Northridge def. Sacramento St., 15-12, 15-10, 15-8; IPFW def. Grand Valley St., 15-10, 9-15, 15-9, 15-9; North Dakota St. def. IPFW, 4-15, 15-6, 12-15, 15-6, 15-10; Ferris St. def. Wayne St. (Mich.), 17-15, 9-15, 15-9, 12-15, 15-5; Ferris St. def. North Dakota St., 11-15, 16-14, 8-15, 15-12, 15-10; Minn. Duluth def. Army, 17-15, 15-6, 15-6; Angelo St. def. Northern Colo., 11-15, 16-14, 10-15, 15-10, 15-4; Neb.-Omaha def. Minn. Duluth, 15-13, 15-4, 15-4; Neb.-Omaha def. Angelo St., 4-15, 15-7, 15-12, 15-6; Fla. Southern def. Navy, 15-13, 15-13, 15-9; Tex. A&M-Commerce def. Tampa, 15-13, 16-14, 15-7; Central Mo. St. def. Fla. Southern, 15-7, 12-15, 15-2, 15-10; Central Mo. St. def. Tex. A&M-Commerce, 14-16, 15-7, 15-4, 15-1. **Semifinals:** Cal St. Northridge def. Ferris St., 15-4, 11-15, 15-4, 15-3; Central Mo. St. def. Neb.-Omaha, 6-15, 15-8, 15-9, 15-8. **Third Place:** Neb.-Omaha def. Ferris St., 11-15, 11-15, 15-6, 15-4, 16-14. **Championship:** Cal St. Northridge def. Central Mo. St., 15-4, 16-14, 12-15, 12-15, 16-14.

1988 Regionals: Portland St. def. Sacramento St., 15-10, 15-13, 15-2; New Haven def. Navy, 15-10, 15-6, 15-7; West Tex. A&M def. Metro St., 17-15, 13-15, 15-9, 15-3; Regis (Colo.) def. West Tex. A&M, 15-10, 15-13, 15-13; Cal St. Bakersfield def. Cal Poly Pomona, 17-15, 15-4, 6-15, 15-13; UC Riverside def. Cal St. Bakersfield, 15-12, 16-14, 15-12; Cal St. Northridge def. Chapman, 13-15, 15-12, 15-7, 15-6; Tex. A&M-Commerce def. Neb.-Omaha, 15-9, 14-16, 10-15, 15-9, 15-13; Central Mo. St. def. Tex. A&M-Commerce, 15-1, 15-2, 15-10; Lewis def. IPFW, 15-8, 15-10, 12-15, 15-10; Tampa def. Lewis, 15-3, 16-14, 12-15, 14-16, 15-13; North Dakota St. def. St. Cloud St., 11-15, 15-4, 15-4, 15-0. **Quarterfinals:** Portland St. def. New Haven, 15-11, 15-6, 15-8; Regis (Colo.) def. UC Riverside, 15-9, 15-11, 15-8; Cal St. Northridge def. Central Mo. St., 15-6, 15-8, 15-6; North Dakota St. def. Tampa, 16-14, 12-15, 13-15, 15-10, 15-9. **Semifinals:** Portland St. def. Regis (Colo.), 15-13, 15-1, 15-9; Cal St. Northridge def. North Dakota St., 15-8, 12-15, 15-9, 15-7. **Third Place:** North Dakota St. def. Regis (Colo.), 15-11, 13-15, 9-15, 16-14, 15-11. **Championship:** Portland St. def. Cal St. Northridge, 15-6, 15-8, 15-6.

1989 Regionals: Gannon def. New Haven, 11-15, 15-2, 15-5, 15-3; Ferris St. def. Gannon, 15-12, 16-14, 15-7; Sacramento St. def. Alas. Anchorage, 15-5, 15-3, 15-12; North Dakota St. def. Neb.-Omaha, 16-14, 15-3, 15-5; North Dakota St. def. Central Mo. St., 15-11, 15-5, 15-8; UC Riverside def. Chapman, 15-5, 15-4, 15-5; Northern Colo. def. Air Force, 15-7, 16-14, 14-16, 5-15, 15-13; West Tex. A&M def. Northern Colo., 11-15, 15-0, 15-9, 15-10; Cal St. Bakersfield def. Cal St. Northridge, 16-14, 15-6, 15-13; Regis (Colo.) def. Metro St., 15-7, 15-13, 10-15, 15-8; Regis (Colo.) def. Portland St., 12-15, 15-13, 15-10, 15-5; Fla. Southern def. Tampa, 13-15, 15-10, 15-9, 15-13. **Quarterfinals:** Sacramento St. def. Ferris St., 15-9, 19-17, 15-8; North Dakota St. def. UC Riverside, 10-15, 6-15, 15-12, 15-9, 15-12; Cal St. Bakersfield def. West Tex. A&M, 15-3, 15-12, 15-8; Fla. Southern def. Regis (Colo.), 15-4, 15-0, 15-3. **Semifinals:** Sacramento St. def. North Dakota St., 17-15, 15-12, 11-15, 15-13; Cal St. Bakersfield def. Fla. Southern, 15-10, 15-5, 15-8. **Third Place:** North Dakota St. def. Fla. Southern, 15-3, 9-15, 15-9, 15-3. **Championship:** Cal St. Bakersfield def. Sacramento St., 15-10, 15-1, 15-13.

1990 Regionals: Tampa def. UNC Greensboro, 15-4, 15-9, 15-13; Fla. Southern def. Tampa, 15-9, 4-15, 15-12, 15-6; West Tex. A&M def. Chapman, 15-10, 15-7, 7-15, 15-7; New Haven def. Southeast Mo. St., 4-15, 15-8, 15-13, 16-14; Central Mo. St. def. New Haven, 15-1, 15-7, 15-9; Portland St. def. Alas. Anchorage, 15-6, 15-9, 15-7; Minn. St. Mankato def. Ferris St., 15-8, 10-15, 12-15, 19-17, 15-12; North Dakota St. def. Minn. St. Mankato, 15-9, 15-6, 9-15, 15-7; Sacramento St. def. UC Davis, 15-5, 15-9, 15-10; UC Riverside def. Cal Poly Pomona, 15-6, 15-6, 15-8; Cal St. Bakersfield def. UC Riverside, 13-15, 15-7, 15-7, 15-9; Regis (Colo.) def. Northern Colo., 15-11, 6-15, 5-15, 15-9, 15-6. **Quarterfinals:** West Tex. A&M def. Fla. Southern, 15-1, 16-14, 15-6; Portland St. def. Central Mo. St., 15-7, 13-15, 15-12, 15-9; North Dakota St. def. Sacramento

St., 15-12, 7-15, 15-6, 15-3; Cal St. Bakersfield def. Regis (Colo.), 15-8, 15-7, 13-15, 15-12. **Semifinals:** West Tex. A&M def. Portland St., 15-9, 15-7, 15-10; North Dakota St. def. Cal St. Bakersfield, 11-15, 15-7, 15-13, 16-14. **Third Place:** Cal St. Bakersfield def. Portland St., 10-15, 8-15, 16-14, 15-5, 18-16. **Championship:** West Tex. A&M def. North Dakota St., 15-0, 15-5, 15-3.

1991 Regionals: Northern Mich. def. Mo.-St. Louis, 17-15, 15-12, 15-11; Northern Mich. def. Central Mo. St., 16-14, 15-7, 12-15, 15-11; Portland St. def. UC Davis, 8-15, 15-6, 15-4, 15-8; Cal Poly Pomona def. UC Riverside, 15-12, 14-16, 15-12, 8-15, 15-13; Cal St. Bakersfield def. Cal Poly Pomona, 15-9, 6-15, 15-6, 15-0; North Dakota St. def. Minn. Duluth, 15-9, 15-2, 5-15, 15-8; Northern Colo. def. Metro St., 17-15, 9-15, 15-10, 15-13; Northern Colo. def. Regis (Colo.), 8-15, 17-16, 9-15, 15-7, 15-12; Fla. Southern def. Tampa, 13-15, 15-4, 15-11, 10-15, 16-14; Angelo St. def. Air Force, 15-13, 15-9, 15-12; West Tex. A&M def. Angelo St., 15-8, 15-7, 15-9; Gannon def. New Haven, 15-13, 14-16, 15-9, 15-10. **Quarterfinals:** Portland St. def. Northern Mich., 17-15, 15-12, 11-15, 15-12; North Dakota St. def. Cal St. Bakersfield, 15-13, 15-10, 11-15, 6-15, 15-13; Fla. Southern def. Northern Colo., 15-9, 15-11, 12-15, 15-13; West Tex. A&M def. Gannon, 16-14, 15-8, 15-4. **Semifinals:** Portland St. def. North Dakota St., 15-8, 11-15, 15-1, 15-5; West Tex. A&M def. Fla. Southern, 15-12, 15-10, 15-2. **Third Place:** North Dakota St. def. Fla. Southern, 15-8, 15-13, 15-5. **Championship:** West Tex. A&M def. Portland St., 15-10, 15-5, 15-12.

1992 Regionals: Gannon def. Fla. Southern, 9-15, 15-6, 15-9, 15-5; Gannon def. Tampa, 15-3, 15-8, 15-3; Portland St. def. Central Mo. St., 15-4, 15-13, 15-9; Cal St. L.A. def. UC Riverside, 16-14, 17-15, 15-7; Cal St. L.A. def. Cal Poly Pomona, 15-10, 7-15, 15-5, 5-15, 15-10; North Dakota St. def. Augustana (S.D.), 15-0, 15-4, 15-7; Cal St. Chico def. Cal St. Bakersfield, 14-16, 15-12, 15-11, 15-5; UC Davis def. Cal St. Chico, 13-15, 8-15, 15-13, 15-3, 15-9; West Tex. A&M def. Angelo St., 15-10, 15-9, 15-8; Ferris St. def. New Haven, 13-15, 16-14, 15-9, 15-7; Northern Mich. def. Ferris St., 15-10, 15-6, 15-6; Northern Colo. def. Metro St., 15-7, 15-3, 10-15, 15-11. **Quarterfinals:** Portland St. def. Gannon, 15-6, 15-5, 15-4; Cal St. L.A. def. North Dakota St., 15-7, 15-5, 15-10; West Tex. A&M def. UC Davis, 6-15, 15-13, 15-10, 15-12; Northern Mich. def. Northern Colo., 15-3, 5-15, 15-6, 15-8. **Semifinals:** Portland St. def. Cal St. L.A., 15-7, 15-2, 15-7; Northern Mich. def. West Tex. A&M, 15-7, 15-9, 15-6. **Third Place:** West Tex. A&M def. Cal St. L.A., 15-3, 15-8, 15-12. **Championship:** Portland St. def. Northern Mich., 13-15, 15-12, 13-15, 15-8, 15-10.

1993 Regionals: Michigan Tech def. Oakland, 15-6, 15-10, 15-9; Northern Mich. def. Michigan Tech, 15-6, 15-10, 15-11; Springfield def. Bentley, 15-9, 15-11, 15-10; New Haven def. Springfield, 12-15, 15-5, 15-9, 15-13; Metro St. def. Air Force, 13-15, 16-14, 15-2, 15-7; Regis (Colo.) def. Central Mo. St., 15-7, 7-15, 15-13, 15-8; Regis (Colo.) def. Metro St., 15-13, 13-15, 15-7, 12-15, 16-14; Northern Colo. def. St. Cloud St., 13-15, 15-11, 15-6, 15-10; Neb.-Omaha def. North Dakota St., 15-5, 15-6, 15-5; Northern Colo. def. Neb.-Omaha, 15-6, 9-15, 15-10, 15-8; Portland St. def. Sonoma St., 15-10, 10-15, 15-2, 15-5; Grand Canyon def. UC Davis, 15-10, 11-15, 18-16, 15-10; Portland St. def. Grand Canyon, 15-6, 12-15, 15-7, 11-11; Tampa def. Fla. Southern, 12-15, 6-15, 15-10, 15-9, 20-18; Tampa def. North Fla., 15-12, 15-11, 15-10; Slippery Rock def. Presbyterian, 15-10, 15-10, 15-2; Gannon def. Slippery Rock, 15-5, 15-5, 11-15, 16-18, 15-8; Cal St. L.A. def. UC Riverside, 15-11, 3-15, 13-15, 15-6, 15-12; Cal St. Bakersfield def. Cal Poly Pomona, 16-14, 15-5, 15-3; Cal St. Bakersfield def. Cal St. L.A., 15-11, 15-9, 10-15, 15-11. **Quarterfinals:** Northern Mich. def. New Haven, 15-3, 15-6, 15-5; Northern Colo. def. Regis (Colo.), 15-12, 16-14, 15-9; Portland St. def. Tampa, 15-10, 15-7, 15-5; Cal St. Bakersfield def. Gannon, 15-8, 15-7, 15-6. **Semifinals:** Northern Mich. def. Northern Colo., 15-12, 15-3, 15-10; Cal St. Bakersfield def. Portland St., 15-11, 15-10, 11-15, 15-13. **Third Place:** Portland St. def. Northern Colo., 15-5, 15-11, 16-14. **Championship:** Northern Mich. def. Cal St. Bakersfield, 4-15, 15-5, 15-3, 15-10.

1994 Regionals: Cal St. Bakersfield def. UC Davis, 15-7, 15-8, 15-6; Cal St. L.A. def. Cal Poly Pomona, 15-3, 15-9, 6-15, 15-11; Cal St. Bakersfield def. Cal St. L.A., 15-12, 15-10, 13-15, 15-0; Edinboro def. Slippery Rock, 8-15, 15-2, 16-14, 15-9; Edinboro def. Gannon, 15-12, 15-7, 15-11; Fla. Southern def. Tampa, 9-15, 15-12, 15-9, 15-12; Barry def. Fla. Southern, 15-9, 15-6, 13-15, 10-15, 19-17; Northern Colo. def. Minn. Duluth, 13-15, 15-10, 15-7, 15-11; Neb.-Kearney def. Augustana (S.D.), 15-6, 15-11, 11-15, 10-15, 21-19; Northern Colo. def. Neb.-Kearney, 11-15, 15-6, 15-13, 15-9; Portland St. def. Hawaii-Hilo, 15-9, 9-15, 15-12, 12-15, 15-7; Regis (Colo.)

def. Air Force, 15-13, 15-9, 8-15, 15-17, 18-16; Portland St. def. Regis (Colo.), 15-11, 9-15, 15-8, 15-12; Central Mo. St. def. Truman, 15-6, 15-8, 15-12; Central Okla. def. West Tex. A&M, 15-1, 15-12, 15-9; Central Mo. St. def. Central Okla., 15-12, 15-10, 13-15, 15-11; Bryant def. Springfield, 9-15, 15-6, 15-10, 8-15, 15-11; New Haven def. Bryant, 15-2, 15-0, 15-2; Northern Mich. def. Wayne St. (Mich.), 15-6, 15-2, 15-7; Northern Mich. def. Michigan Tech, 15-5, 15-10, 12-15, 15-13.

Quarterfinals: Northern Mich. def. New Haven, 15-7, 15-1, 15-4; Central Mo. St. def. Portland St., 15-6, 15-12, 14-16, 16-15; Northern Colo. def. Barry, 15-6, 15-13, 15-8; Cal St. Bakersfield def. Edinboro, 15-5, 15-9, 15-4.

Semifinals: Northern Mich. def. Central Mo. St., 15-8, 15-13, 15-11; Cal St. Bakersfield def. Northern Colo., 7-15, 18-16, 15-5, 15-13.

Third Place: Northern Colo. def. Central Mo. St., 15-11, 15-8, 15-10. **Championship:** Northern Mich. def. Cal St. Bakersfield, 8-15, 15-13, 15-8, 15-13.

1995 Regionals: Michigan Tech def. Gannon, 15-11, 15-13, 15-7; Northern Mich. def. Michigan Tech, 15-0, 15-12, 15-6; Millersville def. Charleston (W.V.), 15-11, 17-15, 12-15, 8-15, 15-12; West Va. Wesleyan def. Millersville, 15-7, 15-8, 15-11; Central Mo. St. def. Mo.-St. Louis, 15-5, 15-9, 12-15, 15-9; West Tex. A&M def. Mo. Western St., 15-7, 14-16, 16-14, 15-13; Central Mo. St. def. West Tex. A&M, 15-1, 6-15, 15-8, 8-15, 15-12; Neb.-Kearney def. Portland St., 15-12, 15-7, 8-15, 12-15, 15-12; Hawaii-Hilo def. Regis (Colo.), 15-13, 15-8, 3-15, 15-12; Neb.-Kearney def. Hawaii-Hilo, 15-5, 10-15, 15-11, 10-15, 17-15; Northern Colo. def. North Dakota St., 15-8, 5-15, 15-12, 15-11; St. Cloud St. def. Morningside, 15-11, 15-9, 15-4; St. Cloud St. def. Northern Colo., 15-12, 6-15, 15-10, 17-15; Rollins def. North Fla., 15-11, 13-15, 15-12, 13-15, 15-12; Barry def. Rollins, 15-0, 15-6, 15-12; Cal St. Bakersfield def. UC Riverside, 15-6, 15-10, 16-14; Cal St. L.A. def. Grand Canyon, 14-16, 15-7, 19-17, 6-15, 15-9; Cal St. Bakersfield def. Cal St. L.A., 7-15, 15-10, 15-5, 15-11; Dowling def. Bentley, 15-7, 15-10, 10-15, 15-3; New Haven def. Dowling, 15-9, 17-15, 15-4.

Quarterfinals: Northern Mich. def. West Va. Wesleyan, 15-13, 15-5, 15-1; Central Mo. St. def. Neb.-Kearney, 15-13, 15-13, 7-15, 15-7; Barry def. St. Cloud St., 15-11, 15-6, 15-12; Cal St. Bakersfield def. New Haven, 15-3, 8-15, 15-10, 15-10.

Semifinals: Northern Mich. def. Central Mo. St., 15-8, 15-6, 15-6; Barry def. Cal St. Bakersfield, 15-6, 15-6, 15-1.

Third Place: Cal St. Bakersfield def. Central Mo. St., 3-15, 15-12, 10-15, 15-9, 15-13. **Championship:** Barry def. Northern Mich., 6-15, 15-11, 15-10, 15-9.

1996 Regionals: Cal St. Bakersfield def. UC Davis, 4-15, 16-14, 12-15, 15-3, 15-12; UC Riverside def. Cal Poly Pomona, 15-2, 15-12, 15-12; Cal St. Bakersfield def. UC Riverside, 13-15, 15-10, 15-10, 11-15, 15-6; Tampa def. North Fla., 15-8, 15-13, 15-2; Barry def. Fla. Southern, 15-2, 15-5, 15-7; Tampa def. Barry, 15-8, 15-2, 15-17, 15-9; North Ala. def. Texas Woman's, 15-11, 15-10, 15-6; Central Mo. St. def. West Tex. A&M, 15-10, 15-8, 15-6; Central Mo. St. def. North Ala., 17-15, 15-5, 12-15, 15-6; Edinboro def. Lock Haven, 15-12, 15-6, 14-16, 8-15, 15-13; Edinboro def. West Va. Wesleyan, 15-13, 15-13, 15-9; North Dakota St. def. Augustana (S.D.), 9-15, 15-10, 12-15, 15-7, 16-14; Neb.-Omaha def. North Dakota St., 7-15, 15-11, 15-7, 15-7; Pace def. Dowling, 5-15, 15-12, 15-10, 17-15; New Haven def. Pace, 15-7, 5-15, 15-8, 15-6; Northern Mich. def. IPFW, 15-7, 15-11, 15-7; Northwood def. Michigan Tech, 15-13, 5-15, 15-5, 15-7; Northern Mich. def. Northwood, 15-9, 15-5, 13-15, 15-8; Regis (Colo.) def. Colorado St.-Pueblo, 16-14, 13-15, 15-10, 15-12; Neb.-Kearney def. Regis (Colo.), 15-3, 16-14, 15-10. **Quarterfinals:** Tampa def. Cal St. Bakersfield, 15-8, 12-15, 15-6, 15-11; Central Mo. St. def. Edinboro, 15-7, 15-6, 15-9; Neb.-Omaha def. New Haven, 15-7, 15-11, 15-1; Northern Mich. def. Neb.-Kearney, 12-15, 15-10, 15-9, 15-11.

Semifinals: Tampa def. Central Mo. St., 15-9, 15-5, 15-11; Neb.-Omaha def. Northern Mich., 15-11, 7-15, 15-13, 6-15, 15-10. **Third Place:** Northern Mich. def. Central Mo. St., 15-7, 15-5, 15-6. **Championship:** Neb.-Omaha def. Tampa, 15-13, 15-17, 15-10, 12-15, 15-11.

1997 Regionals: Northern Mich. def. Northern Ky., 15-11, 8-15, 15-6, 15-3; Northwood def. Michigan Tech, 15-0, 15-10, 15-8; Northern Mich. def. Northwood, 15-5, 15-3, 15-5; South Dakota St. def. Augustana (S.D.), 15-13, 16-14, 15-7; Neb.-Omaha def. North Dakota St., 5-15, 15-10, 15-13, 15-12; Neb.-Omaha def. South Dakota St., 15-6, 15-8, 8-15, 15-1; Lock Haven def. Charleston (W.V.), 15-7, 6-15, 15-12, 15-11; Edinboro def. West Va. Wesleyan, 10-15, 15-5, 14-16, 15-11, 15-13; Lock Haven def. Edinboro, 13-15, 15-13, 15-13, 15-9; Tampa def. North Fla., 15-0, 15-11, 15-6; Barry def. Fla. Southern, 15-7, 15-9, 15-3; Barry def. Tampa, 15-9, 15-13, 15-12; North Ala. def. Central Mo. St., 15-9, 15-3, 15-2; West Tex. A&M def. Texas Woman's, 10-15, 15-9, 15-6, 15-10; West Tex. A&M def. North Ala., 16-14, 15-12, 15-3; New Haven def.

Bryant, 15-12, 14-16, 15-11, 15-9; Pace def. Dowling, 16-14, 15-11, 15-13; New Haven def. Pace, 15-13, 7-15, 16-14, 15-2; Regis (Colo.) def. Hawaii-Hilo, 10-15, 15-5, 15-7, 14-16, 21-19; Metro St. def. Colorado St.-Pueblo, 15-10, 14-16, 15-12, 16-14; Regis (Colo.) def. Metro St., 15-9, 15-13, 15-5; Cal St. Bakersfield def. UC Riverside, 15-11, 10-15, 15-9, 13-15, 15-13; Cal Poly Pomona def. Cal St. L.A., 15-5, 3-15, 15-7, 15-17, 16-14; Cal St. Bakersfield def. Cal Poly Pomona, 15-13, 15-9, 15-2. **Quarterfinals:** Northern Mich. def. Neb.-Omaha, 15-4, 8-15, 15-3, 15-11; Barry def. Lock Haven, 15-6, 15-11, 15-5; West Tex. A&M def. New Haven, 15-0, 15-8, 15-5; Cal St. Bakersfield def. Regis (Colo.), 18-16, 13-15, 15-6, 15-10. **Semifinals:** Barry def. Northern Mich., 15-7, 15-10, 15-7; West Tex. A&M def. Cal St. Bakersfield, 18-16, 15-11, 7-15, 16-14. **Third Place:** Cal St. Bakersfield def. Northern Mich., 15-10, 15-12, 15-8. **Championship:** West Tex. A&M def. Barry, 4-15, 15-13, 21-19, 7-15, 18-16.

1998 Regionals: Charleston (W.V.) def. Fairmont St., 7-15, 15-7, 15-11, 15-1; Edinboro def. Lock Haven, 15-5, 15-13, 15-0; Edinboro def. Charleston (W.V.), 15-2, 15-8, 15-6; North Dakota St. def. Minn. Duluth, 15-5, 15-11, 15-9; Augustana (S.D.) def. South Dakota St., 15-3, 15-12, 15-12; North Dakota St. def. Augustana (S.D.), 15-8, 15-4, 15-7; New Haven def. Dowling, 15-5, 15-11, 15-7; Pace def. Bentley, 15-7, 15-6, 15-13; Pace def. New Haven, 14-16, 9-15, 16-14, 15-12, 16-14; Regis (Colo.) def. Cameron, 15-7, 10-15, 15-6, 15-10; Metro St. def. West Tex. A&M, 15-11, 15-5, 15-11; Regis (Colo.) def. Metro St., 15-8, 15-9, 12-15, 15-9; SIU Edwardsville def. Northern Mich., 15-12, 4-15, 15-10, 15-10, 15-8; Northern Ky. def. IPFW, 16-14, 15-8, 15-11; Northern Ky. def. SIU Edwardsville, 15-9, 15-3, 3-15, 15-9; Tampa def. Francis Marion, 15-11, 15-6, 15-0; Barry def. Fla. Southern, 11-15, 15-13, 9-15, 15-3, 15-12; Tampa def. Barry, 15-6, 15-13, 15-13; North Ala. def. Ala.-Huntsville, 15-4, 15-10, 15-11; Rockhurst def. Central Mo. St., 8-15, 13-15, 15-5, 15-9, 15-7; North Ala. def. Rockhurst, 15-10, 15-11, 15-9; BYU-Hawaii def. UC Riverside, 15-2, 15-12, 15-9; Hawaii Pacific def. Cal St. Bakersfield, 12-15, 7-15, 15-12, 15-1, 15-7; Hawaii Pacific def. BYU-Hawaii, 6-15, 15-1, 10-15, 15-11, 15-11. **Quarterfinals:** North Dakota St. def. Edinboro, 15-5, 15-4, 15-4; Regis (Colo.) def. Pace, 15-2, 15-5, 15-4; Tampa def. Northern Ky., 15-1, 13-15, 15-6, 15-12; Hawaii Pacific def. North Ala., 15-7, 16-14, 15-12. **Semifinals:** North Dakota St. def. Regis (Colo.), 15-17, 15-8, 11-15, 16-14, 15-8; Hawaii Pacific def. Hawaii Pacific, 15-9, 7-15, 15-10, 12-15, 15-2. **Championship:** Hawaii Pacific def. North Dakota St., 15-10, 8-15, 15-12, 16-14.

1999 Regionals: Northern Ky. def. Ferris St., 13-15, 15-3, 15-9, 15-11; Northwood def. Northern Mich., 15-13, 15-8, 15-8; Northern Ky. def. Northwood, 17-15, 15-7, 8-15, 21-19; Rockhurst def. Central Mo. St., 15-10, 15-13, 10-15, 15-9; North Ala. def. Ala.-Huntsville, 15-6, 15-11, 15-10; North Ala. def. Rockhurst, 12-15, 15-11, 15-3, 11-15, 15-11; Cal St. Bakersfield def. Hawaii Pacific, 15-12, 6-15, 16-14, 15-4; BYU-Hawaii def. Cal St. L.A., 15-9, 16-14, 15-9; BYU-Hawaii def. Cal St. Bakersfield, 16-14, 18-16, 15-5; North Dakota St. def. Augustana (S.D.), 4-15, 11-15, 15-13, 17-15, 15-11; Northern Colo. def. Neb.-Omaha, 15-11, 14-16, 15-8, 16-14; North Dakota St. def. Northern Colo., 15-8, 14-16, 15-6, 6-15, 15-9; West Tex. A&M def. Regis (Colo.), 15-8, 15-10, 15-9; Western St. def. Neb.-Kearney, 6-15, 15-10, 9-15, 15-12, 15-11; West Tex. A&M def. Western St., 15-12, 15-5, 15-0; Lock Haven def. Charleston (W.V.), 15-13, 15-6, 15-7; Edinboro def. Lees-McRae, 15-11, 14-16, 15-8, 7-15, 15-10; Lock Haven def. Edinboro, 7-15, 15-4, 15-9, 15-7; Tampa def. North Fla., 15-4, 15-7, 15-13; Fla. Southern def. Barry, 11-15, 9-15, 15-13, 15-13, 17-15; Tampa def. Fla. Southern, 8-15, 15-10, 15-9, 15-13; New Haven def. Bryant 15-12, 15-8, 15-6; Mercy def. Pace, 15-12, 8-15, 18-16, 15-6; New Haven def. Mercy, 15-7, 15-7, 16-14. **Quarterfinals:** Northern Ky. def. North Ala. 15-5, 3-15, 15-12, 15-11; BYU-Hawaii def. North Dakota St., 15-5, 15-10, 18-16; West Tex. A&M def. Lock Haven, 10-15, 15-8, 15-9, 15-11; Tampa def. New Haven, 15-7, 15-9, 15-4. **Semifinals:** BYU-Hawaii def. Northern Ky., 15-0, 15-5, 15-5; Tampa def. West Tex. A&M, 15-11, 6-15, 16-18, 15-5, 18-16. **Championship:** BYU-Hawaii def. Tampa, 15-13, 15-12, 15-13.

2000 Regionals: Northern Ky. def. Northern Mich., 18-16, 15-13, 13-15, 15-13; Findlay def. Lewis, 3-15, 17-15, 15-2, 15-8; Grand Valley St. def. Northern Ky., 15-10, 8-15, 15-7, 17-19, 15-5; Northwood def. Findlay, 15-4, 15-7, 15-10; Grand Valley St. def. Northwood, 15-10, 15-11, 15-4; Cal St. San B'dino def. Seattle Pacific, 15-13, 15-5, 16-14; Cal St. Bakersfield def. UC San Diego, 15-7, 13-15, 15-3, 15-6; Cal St. San B'dino def. Cal St. L.A., 8-15, 16-14, 13-15, 15-13, 15-13; Hawaii Pacific def. Cal St. Bakersfield, 15-13, 15-8, 16-14; Hawaii Pacific def. Cal St. San B'dino, 15-7, 12-15, 15-10, 9-15, 15-12; Indiana (Pa.) def. Slippery Rock, 15-7, 2-15, 11-15, 16-

14, 15-12; California (Pa.) def. East Stroudsburg, 15-4, 15-8, 16-14, 15-9; Lock Haven def. Indiana (Pa.), 15-2, 15-6, 15-8; California (Pa.) def. Edinboro, 8-15, 15-8, 15-6, 5-15, 15-8; California (Pa.) def. Lock Haven, 10-15, 15-10, 16-14, 15-3; Queens (N.Y.) def. Bryant, 17-15, 15-13, 14-16, 15-8; New Haven def. Mass.-Lowell, 15-8, 15-13, 15-5; Mercy def. Queens (N.Y.), 8-15, 15-12, 15-9, 15-11; Pace def. New Haven, 15-7, 15-11, 12-15, 16-14; Pace def. Mercy, 15-2, 3-15, 15-8, 8-15, 15-11; Arkansas Tech def. Montevallo, 15-9, 13-15, 15-6, 15-8; Truman def. Mo. Western St., 15-2, 15-13, 14-16, 15-4; North Ala. def. Arkansas Tech, 15-7, 15-2, 15-11; Central Mo. St. def. Truman, 15-12, 7-15, 17-15, 15-2; North Ala. def. Truman, 5-15, 15-4, 15-7, 11-15, 20-18; Barry def. Fla. Southern, 16-14, 15-17, 12-15, 15-10, 15-12; Armstrong Atlantic def. S.C. Upstate, 15-10, 15-5, 8-15, 15-10; Tampa def. Barry, 15-3, 15-13, 15-7; North Fla. def. Armstrong Atlantic, 15-6, 15-12, 15-9; Tampa def. North Fla., 15-7, 15-6, 15-5; Northern Colo. def. North Dakota St., 12-15, 15-9, 15-11, 15-10; Neb.-Omaha def. Minn. St. Moorhead, 15-10, 13-15, 15-6, 15-9; Augustana (S.D.) def. Northern Colo., 15-7, 15-9, 15-8; South Dakota St. def. Neb.-Omaha, 11-15, 15-12, 15-8, 5-15, 15-12; Augustana (S.D.) def. South Dakota St., 15-10, 15-6, 15-6; Regis (Colo.) def. Metro St. 15-5, 14-16, 15-7, 15-12; Neb.-Kearney def. N.M. Highlands, 15-13, 15-4, 15-13; West Tex. A&M def. Regis (Colo.), 15-5, 15-11, 15-12; Neb.-Kearney def. Western St., 15-5, 15-11, 15-10; West Tex. A&M def. Neb.-Kearney, 12-15, 15-3, 15-11, 15-13. **Quarterfinals:** Hawaii Pacific def. Grand Valley St., 15-4, 15-13, 15-4; California (Pa.) def. Pace, 15-12, 17-15, 15-3; North Ala. def. Tampa, 15-10, 15-11, 15-9; Augustana (S.D.) def. West Tex. A&M, 15-11, 10-15, 15-6, 15-8. **Semifinals:** Hawaii Pacific def. California (Pa.), 15-10, 15-0, 15-3; Augustana (S.D.) def. North Ala., 15-4, 15-9, 15-5. **Championship:** Hawaii Pacific def. Augustana (S.D.), 15-2, 15-7, 15-6.

2001 Regionals: Northwood def. Wheeling Jesuit, 30-21, 30-22, 30-16; Northern Ky. def. Northern Mich., 29-31, 30-21, 22-30, 30-26, 15-11; Findlay def. Northwood, 23-30, 30-26, 27-30, 35-33, 15-12; Grand Valley St. def. Northern Ky., 19-30, 30-24, 30-25, 30-21; Grand Valley St. def. Findlay, 30-27, 30-32, 30-18, 34-32; Bryant def. NYIT, 30-21, 30-23, 23-30, 30-27; Queens (N.Y.) def. Bentley, 30-18, 30-26, 33-31; Mercy def. Bryant, 32-34, 30-18, 30-18, 30-18; Queens (N.Y.) def. New Haven, 32-30, 21-30, 23-30, 30-19, 15-12; Mercy def. Queens (N.Y.), 32-30, 30-25, 32-30; Central Mo. St. def. Albany St. (Ga.), 30-10, 30-23, 30-10; Henderson St. def. Ala.-Huntsville, 30-24, 24-30, 25-30, 30-22, 15-13; North Ala. def. Central Mo. St., 30-23, 30-25, 30-19; Truman def. Henderson St., 30-18, 30-20, 30-24; Truman def. North Ala., 32-30, 30-24, 30-19; Augustana (S.D.) def. Southwest Minn. St., 30-17, 30-28, 30-18; Northern Colo. def. Minn. St. Mankato, 30-23, 30-20, 20-21; South Dakota St. def. Augustana (S.D.), 28-30, 30-27, 30-30, 30-28, 15-9; North Dakota St. def. Northern Colo., 30-22, 30-19, 30-12; South Dakota St. def. North Dakota St., 30-23, 28-30, 24-30, 30-27, 15-13; Indiana (Pa.) def. St. Augustine's, 30-26, 30-16, 30-12; California (Pa.) def. Lees-McRae, 30-23, 30-23, 30-23; Indiana (Pa.) def. Edinboro, 25-30, 30-22, 30-19, 35-33; Lock Haven def. California (Pa.), 27-30, 30-21, 30-17, 30-23; Lock Haven def. Indiana (Pa.), 26-30, 31-29, 30-27, 30-27; Hawaii Pacific def. Seattle Pacific, 26-30, 30-22, 30-22, 30-26; Western Wash. def. Cal St. L.A., 21-30, 30-28, 30-20, 27-30, 15-9; UC San Diego def. Western Wash., 30-27, 30-21, 30-16; Cal St. San B'dino def. Hawaii Pacific, 30-10, 30-26, 30-23; UC San Diego def. Cal St. San B'dino; 20-30, 30-26, 22-30, 31-29, 17-15; North Fla. def. Catawba, 30-27, 30-12, 30-13; Armstrong Atlantic def. S.C. Upstate, 30-28, 33-31, 30-27; Barry def. North Fla., 30-19, 30-15, 30-24; Tampa def. Armstrong Atlantic, 30-10, 30-25, 30-23; Barry def. Tampa, 31-29, 30-32, 30-28, 27-30, 15-10; Western St. def. Cameron, 30-13, 30-27, 34-32; Neb.-Kearney def. Regis (Colo.), 26-30, 30-22, 30-24, 30-24; Western St. def. West Tex. A&M, 30-27, 18-30, 30-26, 30-26; Neb.-Kearney def. Metro St., 30-26, 28-30, 30-19, 31-29; Western St. def. Neb.-Kearney, 30-27, 33-31, 21-30, 19-30, 15-11. **Quarterfinals:** Grand Valley St. def. Mercy, 25-30, 30-26, 30-19, 28-30, 15-9; South Dakota St. def. Truman, 24-30, 30-18, 30-20, 28-30, 15-7; UC San Diego def. Lock Haven, 30-26, 24-30, 30-28, 30-27; Barry def. Western St., 30-26, 26-30, 30-27, 30-26. **Semifinals:** South Dakota St. def. Grand Valley St., 30-26, 30-20, 30-19; Barry def. UC San Diego, 30-23, 30-24, 30-26. **Championship:** Barry def. South Dakota St., 30-19, 30-21, 30-25.

2002 Regionals: Wheeling Jesuit def. Ferris St., 26-30, 24-30, 32-30, 30-28, 15-13; Southern Ind. def. Lewis, 30-27, 30-15, 30-17; Northwood def. Wheeling Jesuit, 30-21, 30-16, 26-30, 30-27; Grand Valley St. def. Southern Ind., 30-26, 27-30, 30-24, 30-19; Grand Valley St. def. Southern Ind. def. Northwood, 30-23, 30-26, 30-24; Lees-McRae def. Clarion, 22-30, 30-28, 22-30, 31-29,

15-12; St. Augustine's def. California (Pa.), 30-28, 30-20, 21-30, 30-25; Edinboro def. Lees-McRae, 30-13, 30-32, 30-24, 30-22; Indiana (Pa.) def. St. Augustine's, 30-24, 31-29, 24-30, 30-28; Edinboro def. Indiana (Pa.), 30-18, 30-22, 27-30, 30-21; North Ala. def. Albany St. (Ga.), 30-16, 30-16, 30-16; Central Mo. St. def. Harding, 30-23, 30-19, 30-32, 30-26; Truman def. North Ala., 30-22, 30-24, 17-30, 20-30, 15-13; Central Mo. St. def. Washburn, 30-27, 30-25, 30-25; Truman def. Central Mo. St., 31-29, 32-30, 30-23; South Dakota St. def. North Dakota, 30-17, 30-25, 26-30, 30-28; Minn. St. Mankato def. North Dakota St., 30-24, 30-27, 30-28; South Dakota St. def. Minn. Duluth, 35-37, 32-30, 30-27, 25-30, 16-14; Northern Colo. def. Minn. St. Mankato, 30-24, 30-28, 23-30, 30-26; Northern Colo. def. South Dakota St., 30-27, 23-30, 30-25, 30-25; North Fla. def. Carson-Newman, 30-20, 30-21, 30-16; Fla. Southern def. Armstrong Atlantic, 30-22, 30-27, 30-15; Barry def. North Fla., 22-30, 28-30, 30-27, 30-27, 15-11; Tampa def. Fla. Southern, 30-15, 30-20, 30-23; Tampa def. Barry, 30-23, 30-27, 31-29; Cal St. L.A. def. Western Wash., 30-18, 23-30, 28-30, 34-32, 15-12; UC San Diego def. Chaminade, 30-19, 30-23, 30-17; BYU-Hawaii def. Cal St. L.A., 30-24, 30-20, 30-17; Cal St. San B'dino def. UC San Diego, 30-20, 27-30, 30-24, 30-23; BYU-Hawaii def. Cal St. San B'dino, 30-19, 21-30, 30-26, 30-25; Metro St. def. St. Edward's, 29-31, 31-29, 23-30, 30-22, 16-14; Neb.-Kearney def. Central Okla., 30-28, 27-30, 27-30, 30-25, 16-14; Rockhurst def. Metro St., 30-26, 30-26, 30-26; West Tex. A&M def. Neb.-Kearney, 30-20, 30-25, 30-19; West Tex. A&M def. Rockhurst, 29-31, 30-27, 33-31, 30-23; Bryant def. Mass.-Lowell, 30-24, 30-16, 28-30, 30-21; NYIT def. Dowling, 30-23, 30-27, 30-25; Bryant def. Bentley, 30-27, 23-30, 24-30, 30-19, 15-8; New Haven def. NYIT, 30-19, 30-26, 30-23; New Haven def. Bryant, 30-25, 30-26, 32-30. **Quarterfinals:** Grand Valley St. def. Edinboro, 30-26, 30-21, 30-22; Truman def. West Tex. A&M, 30-26, 30-28, 17-30, 30-23; Tampa def. Northern Colo., 30-28, 24-30, 30-24, 32-30; BYU-Hawaii def. New Haven, 30-15, 30-15, 30-18. **Semifinals:** Truman def. Grand Valley St., 30-27, 31-29, 26-30, 30-22; BYU-Hawaii def. Tampa, 27-30, 30-25, 30-26, 30-26. **Championship:** BYU-Hawaii def. Truman 30-21, 30-24, 30-21.

2003 Regionals: North Dakota def. Minn. Duluth, 30-28, 22-30, 32-30, 25-30, 15-12; Augustana (S.D.) def. Minn. St. Mankato, 30-28, 30-27, 30-28; North Dakota St. def. North Dakota, 33-31, 31-29, 30-26; Concordia-St. Paul def. Augustana (S.D.), 30-20, 28-30, 21-30, 30-22, 16-14; Concordia-St. Paul def. North Dakota St., 23-30, 21-30, 30-23, 30-28, 15-9; NYIT def. Dowling, 36-38, 21-30, 31-29, 32-30, 15-9; Bryant def. Mass.-Lowell, 30-27, 30-20, 30-15; Queens (N.Y.) def. NYIT, 30-12, 16-30, 28-30, 31-29, 15-11; Bryant def. New Haven, 30-22, 30-25, 30-24; Queens (N.Y.) def. Bryant, 30-19, 22-30, 30-28, 30-27; North Fla. def. Wingate, 23-30, 30-18, 30-25, 30-20; Fla. Southern def. Armstrong Atlantic, 31-33, 30-25, 30-16, 30-26; Tampa def. North Fla., 30-27, 23-30, 30-19, 30-25; Barry def. Fla. Southern, 30-23, 30-21, 30-21; Tampa def. Barry, 33-31, 30-27, 30-27; Cal St. San B'dino def. Seattle, 30-27, 28-30, 30-28, 30-14; Hawaii Pacific def. Cal St. Bakersfield, 30-26, 24-30, 21-30, 30-23, 15-11; Cal St. San B'dino def. Western Wash., 25-30, 30-16, 30-21, 30-23; Hawaii Pacific def. UC San Diego, 29-31, 30-24, 31-29, 23-30, 18-16; Cal St. B'dino def. Hawaii Pacific, 30-28, 30-21, 30-22; Indiana (Pa.) def. St. Augustine's, 26-30, 30-25, 30-21, 30-22; Lees-McRae def. Clarion, 30-25, 32-30, 30-18; Edinboro def. Indiana (Pa.), 30-13, 30-26, 30-15; Lock Haven def. Lees-McRae, 30-27, 31-29, 27-30, 30-27; Lock Haven def. Edinboro, 19-30, 30-28, 30-27, 30-9; Central Mo. St. def. Albany St. (Ga.), 30-26, 30-16, 30-15; North Ala. def. Harding, 30-22, 30-24, 30-27; Central Mo. St. def. Pittsburg St., 27-30, 30-26, 29-31, 31-29, 15-13; North Ala. def. Truman, 30-21, 30-23, 30-19; North Ala. def. Central Mo. St., 27-30, 30-23, 30-25, 23-30, 15-12; Grand Valley St. def. Indianapolis, 30-17, 24-30,

30-19, 27-30, 15-9; Northern Ky. def. Findlay, 32-30, 21-30, 30-25, 36-34; Grand Valley St. def. Wheeling Jesuit, 21-30, 30-22, 29-31, 30-27, 15-11; Northern Ky. def. Northern Mich., 30-27, 29-31, 30-22, 30-28; Grand Valley St. def. Northern Ky., 30-20, 30-27, 30-25; St. Edward's def. Fort Hays St., 31-29, 30-24, 30-15; Rockhurst def. West Tex. A&M, 30-28, 30-24, 20-30, 30-28; Neb.-Kearney def. St. Edward's, 30-22, 30-28, 30-32, 31-29; Rockhurst def. Metro St., 30-27, 30-28, 25-30, 25-30, 15-10; Neb.-Kearney def. Rockhurst, 30-22, 30-19, 30-27. **Quarterfinals:** North Ala. def. Lock Haven, 23-30, 30-25, 24-30, 31-29, 15-7; Grand Valley St. def. Neb.-Kearney, 34-32, 30-26, 30-17; Concordia-St. Paul def. Queens (N.Y.), 30-21, 30-22, 30-23; Cal St. San B'dino def. Tampa, 30-27, 28-30, 30-26, 30-20. **Semifinals:** North Ala. def. Grand Valley St., 30-21, 25-30, 31-29, 30-26; Concordia-St. Paul def. Cal St. San B'dino, 20-30, 30-25, 19-30, 30-25, 15-10. **Championship:** North Ala. def. Concordia-St. Paul, 30-24, 30-28, 30-22.

2004 First Round: Neb.-Kearney def. Metro St., 30-10, 30-17, 30-26; Eastern N.M. def. Mesa St., 30-24, 30-27, 28-30, 30-32, 15-13; St. Edward's def. Abilene Christian, 30-28, 30-23, 30-22; Fort Hays St. def. Rockhurst, 21-30, 23-30, 30-25, 30-27, 15-9; UC San Diego def. Cal St. Bakersfield, 33-31, 30-16, 30-24; Hawaii Pacific def. Central Wash., 30-28, 30-28, 31-29, 32-30; Chaminade def. Cal St. L.A., 30-15, 30-21, 30-17; Cal St. San B'dino def. Cal Poly Pomona, 30-20, 30-28, 30-23; Truman def. Albany St. (Ga.), 30-14, 30-15, 30-24; Pittsburg St. def. North Ala., 23-30, 30-17, 33-35, 30-24, 20-18; Washburn def. Harding, 30-19, 30-28, 26-30, 30-28; Central Mo. St. def. Ala.-Huntsville, 30-26, 30-19, 30-26; Queens (N.Y.) def. Wilmington (Del.), 30-22, 30-20, 30-12; Bryant def. Mercy, 21-30, 30-22, 30-25, 31-29; NYIT def. Bentley, 30-21, 30-18, 30-24; Dowling def. Mass.-Lowell, 30-25, 30-18, 30-20; Lock Haven def. N.C. Central, 22, 30-19, 30-13; Lees-McRae def. Clarion, 24-30, 30-28, 21-30, 30-28, 15-9; Indiana (Pa.) def. Mount Olive, 30-28, 30-20, 30-25; California (Pa.) def. St. Andrews, 30-27, 27-30, 30-18, 30-22; Barry def. Lenoir-Rhyne, 30-20, 30-26, 30-18; Fla. Southern def. Armstrong Atlantic, 30-24, 30-24, 30-24; Fla. Gulf Coast def. Tampa, 31-29, 30-28, 30-26; North Fla. def. Presbyterian, 30-23, 30-17, 30-26; Grand Valley St. def. Charleston (W.V.), 30-12, 30-28, 30-23; Northern Mich. def. Hillsdale, 30-23, 30-24, 32-30; Northwood def. Ashland, 30-25, 28-30, 30-21, 31-29; Southern Ind. def. Ferris St., 22-30, 30-22, 24-30, 30-24, 15-10; Minn. Duluth def. St. Cloud St., 30-22, 30-16, 32-30; Neb.-Omaha def. Augustana (S.D.), 30-20, 30-18, 28-30, 30-27; South Dakota def. Southwest Minn. St., 30-23, 30-26, 20-30, 30-27; Concordia-St. Paul def. Minn. St. Moorhead, 29-31, 32-30, 30-20, 30-24. **Second Round:** Neb.-Kearney def. Eastern N.M., 30-20, 30-18, 30-26; Fort Hays St. def. St. Edward's, 16-30, 30-16, 23-30, 30-28, 17-15; UC San Diego def. Hawaii Pacific, 19-30, 30-26, 23-30, 30-28, 15-11; Cal St. San B'dino def. Chaminade, 24-30, 30-27, 30-25, 30-23; Truman def. Pittsburg St., 30-24, 29-31, 30-22, 30-25; Central Mo. St. def. Washburn, 30-23, 30-27, 30-24; Queens (N.Y.) def. Bryant, 30-32, 30-25, 30-24, 30-25; Dowling def. NYIT, 30-24, 30-18, 26-30, 30-21; Lock Haven def. Lees-McRae, 30-27, 30-27, 30-21; California (Pa.) def. Indiana (Pa.), 30-27, 26-30, 27-30, 36-34, 15-10; Barry def. Fla. Southern, 30-27, 30-20, 30-17; North Fla. def. Fla. Gulf Coast, 30-18, 30-28, 21-30, 30-23; Northern Mich. def. Grand Valley St., 30-27, 30-19, 23-30, 30-28; Northwood def. Southern Ind., 30-26, 30-27, 34-32; Minn. Duluth def. Neb.-Omaha, 31-29, 32-30, 30-24; Concordia-St. Paul def. South Dakota, 30-20, 30-17, 30-12. **Third Round:** Neb.-Kearney def. Fort Hays St., 30-21, 31-29, 30-28; Cal St. San B'dino def. UC San Diego, 27-30, 26-30, 31-29, 33-31, 17-15; Truman def. Central Mo. St., 22-30, 30-14, 30-26, 30-24; Queens (N.Y.) def. Dowling, 30-27, 30-26, 30-26; Lock Haven def. California (Pa.), 30-17, 30-21, 30-22; Barry def. North Fla., 30-22, 30-23, 30-26; Northern Mich. def. Northwood, 30-25,

30-21, 28-30, 30-27; Minn. Duluth def. Concordia-St. Paul, 30-18, 30-25, 27-30, 30-17. **Quarterfinals:** Neb.-Kearney def. Cal St. San B'dino, 30-24, 30-27, 22-30, 30-24; Truman def. Queens (N.Y.), 30-16, 30-26, 33-31; Barry def. Lock Haven, 30-14, 30-21, 30-28; Minn. Duluth def. Northern Mich., 30-25, 30-26, 32-34, 30-24. **Semifinals:** Truman def. Neb.-Kearney, 30-22, 30-22, 30-28; Barry def. Minn. Duluth, 30-18, 30-26, 30-28. **Championship:** Barry def. Truman, 25-30, 30-21, 30-25, 30-24.

2005 First Round: Grand Valley St. def. Charleston (W.V.), 30-15, 30-25, 30-16; Northwood def. Ashland, 28-30, 30-21, 30-23, 30-24; SIU Edwardsville def. Ferris St., 30-23, 30-24, 30-21; Rockhurst def. Hillsdale, 30-20, 30-24, 30-22; Dowling def. Goldey-Beacom, 30-24, 30-22, 30-22, 30-16; St. Rose def. Mercy, 30-26, 30-24, 30-20; Bentley def. Mass.-Lowell, 30-26, 27-30, 30-25, 30-26; Bryant def. NYIT, 30-16, 30-15, 30-19; Southwest Minn. St. def. Minn. St. Moorhead, 30-28, 30-26, 30-26; Neb.-Omaha def. Wayne St. (Neb.), 32-30, 30-23, 31-29; Minn. Duluth def. Augustana (S.D.), 30-17, 30-22, 30-27; Tampa def. Francis Marion, 30-30, 30-25, 30-28; Barry def. Rollins, 30-19, 30-21, 26-30, 30-16; Fla. Gulf Coast def. Presbyterian, 30-16, 30-18, 30-25; Fla. Southern def. Wingate, 30-15, 30-16, 30-24; Neb.-Kearney def. Colorado Mines, 30-16, 30-17, 30-15; Mesa St. def. Western N.M., 30-23, 33-31, 30-28; Abilene Christian def. Central Okla., 30-26, 30-18, 30-23; Metro St. def. West Tex. A&M, 30-27, 30-28, 30-26; North Ala. def. Albany St. (Ga.), 30-16, 30-20, 30-19; Central Mo. St. def. Emporia St., 30-19, 30-19, 30-28; Washburn def. Harding, 30-19, 28-30, 30-23, 32-30; Truman def. Ala.-Huntsville, 30-15, 30-23, 22-30, 30-22; Lock Haven def. N.C. Central, 30-14, 30-12, 30-25; Indiana (Pa.) def. Slippery Rock, 30-25, 30-26, 30-21; Edinboro def. Mount Olive, 30-24, 38-36, 30-23; Lees-McRae def. California (Pa.), 17-30, 24-30, 30-28, 30-21, 15-12; Cal St. L.A. def. Seattle Pacific, 28-30, 40-38, 30-23, 30-23; Hawaii Pacific def. Cal St. Bakersfield, 30-27, 30-23, 23-30, 30-17; Cal St. San B'dino def. BYU-Hawaii, 30-23, 30-25, 30-26; Central Wash. def. Cal Poly Pomona, 28-30, 30-24, 23-30, 30-24, 16-14. **Second Round:** Grand Valley St. def. Northwood, 32-30, 30-23, 30-23; Rockhurst def. SIU Edwardsville, 30-27, 30-27, 30-21; Dowling def. St. Rose, 30-21, 30-18, 30-19; Bentley def. Bryant, 30-25, 21-30, 27-30, 30-16, 15-4; Concordia-St. Paul def. Southwest Minn. St., 30-16, 30-22, 30-18; Minn. Duluth def. Neb.-Omaha, 31-29, 30-22, 30-20; Tampa def. Barry, 30-17, 30-28, 30-25; Fla. Gulf Coast def. Fla. Southern, 26-30, 31-29, 26-30, 30-18, 15-12; Neb.-Kearney def. Mesa St., 30-17, 30-24, 30-28; Abilene Christian def. Metro St., 30-23, 30-24, 30-25; Central Mo. St. def. North Ala., 30-19, 30-28, 23-30, 30-14; Truman def. Washburn, 30-22, 30-19, 30-21; Lock Haven def. Indiana (Pa.), 30-24, 28-30, 27-30, 30-25, 15-6; Lees-McRae def. Edinboro, 30-27, 30-25, 30-16; Cal St. L.A. def. Hawaii Pacific, 32-30, 30-27, 25-30, 12-30, 17-15; Cal St. San B'dino def. Central Wash., 26-30, 31-33, 30-16, 30-27, 15-8. **Third Round:** Grand Valley St. def. Rockhurst, 33-31, 30-25, 30-21; Dowling def. Bentley, 26-30, 30-28, 30-23, 26-30, 15-11; Concordia-St. Paul def. Minn. Duluth, 30-19, 30-24, 30-23; Tampa def. Fla. Gulf Coast, 32-30, 30-27, 30-15; Neb.-Kearney def. Abilene Christian, 30-24, 30-19, 30-22; Truman def. Central Mo. St., 30-21, 30-28, 30-24; Lock Haven def. Lees-McRae, 32-30, 30-26, 23-30, 30-19; Cal St. L.A. def. Cal St. San B'dino, 30-23, 30-22, 24-30, 29-31, 15-8. **Quarterfinals:** Grand Valley St. def. Dowling, 30-21, 27-30, 30-24, 30-25; Tampa def. Concordia-St. Paul, 27-30, 30-23, 28-30, 27-30, 15-11; Neb.-Kearney def. Truman, 30-25, 30-28, 30-32, 30-27; Cal St. L.A. def. Lock Haven, 30-32, 30-28, 30-17, 25-30, 15-13. **Semifinals:** Grand Valley St. def. Tampa, 19-30, 30-19, 30-26, 28-30, 15-10; Neb.-Kearney def. Cal St. L.A., 30-23, 30-24, 30-18. **Championship:** Grand Valley St. def. Neb.-Kearney, 30-18, 30-27, 25-30, 30-24.

Volleyball

DIVISION III



2005 Championship

Highlights

Wisconsin-Whitewater Regroups to Claim Division III Championship: Wisconsin-Whitewater was dreaming of winning the Division III championship, but the Warhawks had to overcome a nightmarish collapse in the final before collecting its second title November 19 in Salem, Virginia.

After winning the first two games of the championship match against defending champion Juniata and positioning itself three points from closing out the match in Game 4, Wisconsin-Whitewater saw its commanding 27-17 lead evaporate as Juniata scored 13 consecutive points to force a fifth game.

While shaken, the Warhawks regrouped to post a 15-12 win in that game and complete a 30-25, 30-25, 22-30, 27-30 skein.

Wisconsin-Whitewater coach Stacy Boudreau credited senior setter Abbie Mueller with steadying her team.

"She is a tough player mentally -- she wants to win," Boudreau said. "Physically she has all the skills, and she kept her composure. She was a freshman on our 2002 championship team. She's a winner."

Mueller was named the tournament's most outstanding player after finishing with 51 assists and 16 digs in the final.

Wisconsin-Whitewater (40-4) scored the first four points of the fifth game, thanks to kills by Cassie Uttech, Alison Miller and Rebekah Nelson, and a service ace by Mueller.

The Eagles (37-2) crept to within 13-12 before surrendering the last two points on kills by Nelson, who had a .364 hitting percentage in the final match.

"Our girls left their hearts out there," Juniata coach Larry Bock said. "They never gave up either night, but we just came up a little bit short. It was pretty clear that we didn't lose this match -- Whitewater won it."

Nelson, with 19 kills in the final, and Uttech, who contributed 17, joined Mueller on the all-tournament team. Juniata's Rachael Schatz also was an all-tourney selection after finishing with a match-high 23 kills in the final.



Andres Alonso/NCAA Photos

Tournament MVP Abbie Mueller of Wisconsin-Whitewater helped lead her team to the 2005 championship, winning 3-1 over Juniata.

TOURNAMENT PERCENTAGE LEADERS

Player, Team	K	E	TA	*Pct.	SA	DG	TB
Jenny Wolter, Wis.-Eau Claire	45	10	86	.407	7	7	5
Molly Menard, Wis.-Eau Claire	42	8	84	.405	2	18	3
Jackie Williams, Wittenberg	50	10	113	.354	0	6	16
Cait Cleaver, Colby	61	15	132	.348	2	63	7
Leah Rosenbaum, Wis.-Oshkosh	32	5	81	.333	3	2	14
Katie Beining, Wis.-Oshkosh	37	9	85	.329	5	19	4
Kara Hildebrand, Eastern	40	10	95	.316	0	14	2
Katie Laucks, Juniata	61	14	149	.315	5	23	12
Micaeli Smith, Trinity (Tex.)	46	15	99	.313	1	14	2
Elena Drinka, New York U.	58	22	115	.313	8	26	13

LEGEND: K (kills), E (errors), TA (total attempts), SA (service aces), DG (digs), TB (total blocks).

*Percentage is derived by subtracting errors from kills and dividing that remainder by total attempts. Minimum of 75 attempts to qualify.

Results

FIRST ROUND

- Gallaudet def. Notre Dame (Md.), 30-23, 30-27, 33-31
- Gettysburg def. Penn St.-Behrend, 30-26, 30-25, 34-32
- Eastern def. Scranton, 30-24, 30-22, 30-20
- Colby def. Mount Ida, 30-15, 30-17, 30-9
- MIT def. Bridgewater St., 30-19, 30-21, 30-27
- Colby-Sawyer def. Smith, 30-21, 28-30, 30-26, 30-27
- Tufts def. Emmanuel (Mass.), 30-28, 30-28, 30-21
- New York U. def. Baruch, 30-10, 30-18, 31-29
- Stevens Institute def. Vassar, 30-28, 31-29, 27-30, 22-30, 15-12
- Cortland St. def. Eastern Conn. St., 30-26, 30-23, 30-17
- Ithaca def. New Jersey City, 30-26, 30-27, 30-26
- Wittenberg def. Fontbonne, 30-15, 30-27, 30-16
- Ohio Northern def. Mt. St. Joseph, 30-28, 30-24, 30-27
- Calvin def. Hiram, 30-25, 30-25, 30-20
- Millikin def. Capital, 27-30, 30-24, 30-16, 31-29
- Carleton def. Concordia-M'head, 22-30, 30-23, 30-26, 30-25
- St. Benedict def. Neb. Wesleyan, 28-30, 30-23, 25-30, 32-30, 15-10
- St. Thomas (Minn.) def. Central (Iowa), 28-30, 28-30, 30-24, 30-15, 15-12

- La Verne def. Chapman, 30-19, 30-20, 30-23
- Cal St. East Bay def. Puget Sound, 22-30, 30-22, 30-22, 30-23
- Linfield def. Cal Lutheran, 30-21, 30-28, 30-21
- Whitworth def. Colorado Col., 30-20, 30-17, 30-26
- Wis.-Platteville def. St. Norbert, 30-19, 30-23, 30-17
- Wis.-Whitewater def. Elmhurst, 30-24, 30-23, 30-23
- Wis.-Oshkosh def. Carthage, 27-30, 30-19, 30-22, 25-30, 15-13
- Wis.-Eau Claire def. Lakeland, 30-21, 30-19, 30-23
- Southwestern (Tex.) def. Wash. & Lee, 30-24, 30-24, 30-24
- Trinity (Tex.) def. Chris. Newport, 28-30, 33-35, 30-18, 30-25, 18-16

SECOND ROUND

- Juniata def. Gallaudet, 30-21, 30-27, 30-23
- Eastern def. Gettysburg, 31-29, 30-26, 30-28
- Colby def. MIT, 30-22, 31-29, 24-30, 30-26
- Tufts def. Colby-Sawyer, 30-18, 30-21, 30-17
- New York U. def. Stevens Institute, 30-18, 30-22, 23-30, 30-21
- Cortland St. def. Ithaca, 30-27, 30-21, 30-26
- Wittenberg def. Ohio Northern, 30-17, 30-14, 27-30, 30-21
- Calvin def. Millikin, 30-26, 30-15, 26-30, 30-26
- Washington-St. Louis def. Carleton, 30-13, 30-22, 30-18
- St. Thomas (Minn.) def. St. Benedict, 30-20, 30-21, 30-23
- La Verne def. Cal St. East Bay, 30-28, 30-18, 30-25

Whitworth def. Linfield, 30-25, 27-30, 30-27, 30-26
 Wis.-Whitewater def. Wis.-Platteville, 30-26, 30-26, 30-21
 Wis.-Eau Claire def. Wis.-Oshkosh, 30-26, 30-21, 17-30, 30-26
 Emory def. Southwestern (Tex.), 30-21, 30-17, 24-30, 30-17
 Austin def. Trinity (Tex.), 20-30, 30-21, 30-26, 30-27

Washington-St. Louis def. St. Thomas (Minn.), 30-27, 30-24, 30-25
 La Verne def. Whitworth, 30-25, 30-26, 31-29
 Wis.-Whitewater def. Wis.-Eau Claire, 18-30, 30-28, 33-35, 30-26, 16-14
 Emory def. Austin, 27-30, 30-21, 30-28, 30-25

THIRD ROUND

Juniata def. Eastern, 30-25, 30-21, 30-26
 Colby def. Tufts, 30-26, 30-23, 31-29
 New York U. def. Cortland St., 30-15, 30-24, 30-22
 Wittenberg def. Calvin, 30-22, 35-33, 30-22

QUARTERFINALS

Juniata def. Colby, 30-12, 31-29, 30-16
 Wittenberg def. New York U., 34-32, 27-30, 30-20, 28-30, 16-14
 La Verne def. Washington-St. Louis, 30-18, 30-25, 30-27
 Wis.-Whitewater def. Emory, 30-27, 22-30, 30-28, 30-25

SEMIFINALS

NOVEMBER 18 AT SALEM, VIRGINIA

Wis.-Whitewater 3, La Verne 0

Wis.-Whitewater

No.	Name	GP	K	E	TA	PCT	A	SA	SE	RE	DIG	BS	BA	BE	BHE
5	Cassie Uttech.....	3	13	5	37	.216	0	2	3	0	9	1	0	0	0
9	Rebekah Nelson.....	3	12	3	30	.300	5	1	0	0	11	0	1	0	0
11	Alison Miller.....	3	8	2	21	.286	0	0	1	0	1	0	1	1	0
13	Kim Fruit.....	3	7	2	18	.278	1	1	0	2	10	0	1	0	0
14	Abbie Mueller.....	3	4	4	14	.000	41	3	2	0	15	0	4	2	1
16	Carley Polk.....	3	7	1	12	.500	0	0	0	0	1	1	5	1	0
7	Abby Schultz.....	3	0	1	1	-1.000	0	0	0	0	1	12	0	0	0
10	Kate LaZotte.....	3	0	0	0	.000	0	0	2	0	3	0	0	0	0
	Totals.....	3	51	18	133	.248	47	7	8	3	62	2	12	4	1

TEAM ATTACK PER GAME

Game	K	E	TA	Pct.
1	19	9	51	.196
2	11	4	32	.219
3	21	5	50	.320

TOTAL TEAM BLOCKS: 8.0

GAME SCORES	1	2	3	TEAM RECORDS
Wis.-Whitewater	30	30	30	39-4
La Verne	27	17	24	24-9

La Verne

No.	Name	GP	K	E	TA	PCT	A	SA	SE	RE	DIG	BS	BA	BE	BHE
3	Leslie Flores.....	3	4	0	7	.571	33	1	0	0	5	0	0	0	3
7	Courtney Rollins.....	3	9	4	33	.152	0	0	0	4	10	0	0	0	0
9	Megan Powers.....	3	1	3	11	-.182	0	0	0	0	1	0	1	0	0
11	Whitney Krantz.....	3	3	1	10	.200	0	0	0	1	7	0	0	0	0
21	Jodi Lindsay.....	3	6	2	23	.174	1	0	0	0	3	0	2	0	0
22	Mandy Sedia.....	3	6	3	19	.158	2	1	4	0	3	0	1	1	0
2	Katherine Randall.....	3	0	0	0	.000	1	0	2	0	7	0	0	0	0
6	Brianna Gonzales.....	3	10	6	26	.154	0	0	0	0	5	0	1	0	0
8	Lauren Friestad.....	3	0	2	2	-1.000	0	1	1	0	13	0	0	0	0
14	Tiona Hobson.....	1	0	0	1	.000	0	0	0	0	0	0	1	0	0
	TEAM.....										2				
	Totals.....	3	39	21	132	.136	37	3	7	7	54	0	6	1	3

TEAM ATTACK PER GAME

Game	K	E	TA	Pct.
1	12	7	46	.109
2	12	12	46	.000
3	15	2	40	.325

TOTAL TEAM BLOCKS: 3.0

Juniata 3, Wittenberg 2

Wittenberg

No.	Name	GP	K	E	TA	PCT	A	SA	SE	RE	DIG	BS	BA	BE	BHE
4	Jan Kehres.....	5	13	4	39	.231	2	0	1	3	22	0	1	1	0
8	Linda Young.....	5	13	6	41	.171	0	1	1	0	8	0	3	0	0
10	Emily Bell.....	5	15	4	55	.200	2	1	1	3	13	0	0	0	0
11	Jackie Williams.....	4	5	2	13	.231	1	0	0	0	2	0	1	0	0
14	Emily Dixon.....	5	5	3	30	.067	0	0	0	0	1	5	5	0	0
20	Sarah Matesich.....	5	0	2	3	-.667	29	1	0	0	6	0	0	1	0
2	Ashley Anderson.....	5	0	1	4	-.250	22	0	1	0	8	0	0	0	0
9	Caitlin Augustus.....	5	8	1	23	.304	0	0	0	0	0	0	0	1	0
21	Laura Fender.....	5	0	0	0	.000	1	0	0	1	20	0	0	0	0
22	Lindsey Penrod.....	4	2	2	6	.000	0	0	0	0	0	0	0	0	0
	Totals.....	5	61	25	214	.168	57	3	4	7	80	5	10	3	0

TEAM ATTACK PER GAME

Game	K	E	TA	Pct.
1	10	7	33	.091
2	14	5	51	.176
3	17	3	46	.304
4	12	9	55	.055
5	8	1	29	.241

TOTAL TEAM BLOCKS: 10.0

GAME SCORES	1	2	3	4	5	TEAM RECORDS
Wittenberg	30	24	30	21	14	34-5
Juniata	26	30	27	30	16	37-1

Juniata

No.	Name	GP	K	E	TA	PCT	A	SA	SE	RE	DIG	BS	BA	BE	BHE
1	Jess Ritchey.....	5	4	4	12	.000	74	2	2	0	15	0	3	0	2
5	Stephanie Kines.....	5	11	9	28	.071	0	0	2	0	2	0	2	0	2
6	Amber Thomas.....	5	22	6	68	.235	1	1	1	1	15	1	3	0	1
7	Katie Laucks.....	5	12	4	33	.242	0	0	1	0	8	1	5	0	0
14	Erin Albert.....	1	2	1	3	.333	0	0	0	0	1	0	0	1	0
17	Rachael Schatz.....	5	35	13	74	.297	0	0	0	0	4	1	1	0	0
2	Kelly Popernik.....	4	0	0	0	.000	0	0	0	0	5	0	0	0	0
4	Aly Pompeani.....	4	7	4	19	.158	0	0	0	0	1	0	0	0	0
8	Abby Leonard.....	5	0	0	0	.000	1	0	3	0	16	0	0	0	0
9	Tara McMinn.....	5	0	0	0	.000	5	0	0	2	21	0	0	0	0
22	Kristi Fitzsimmons.....	5	0	0	0	.000	2	4	0	0	21	0	0	0	0
Totals.....		5	93	41	237	.219	83	7	9	3	109	3	14	1	5

TEAM ATTACK PER GAME

TOTAL TEAM BLOCKS: 10.0

Game	K	E	TA	Pct.
1	16	12	45	.089
2	25	7	51	.353
3	21	12	62	.145
4	18	5	47	.277
5	13	5	32	.250

CHAMPIONSHIP

NOVEMBER 19 AT SALEM, VIRGINIA

Wis.-Whitewater 3, Juniata 2

Wis.-Whitewater

No.	Name	GP	K	E	TA	PCT	A	SA	SE	RE	DIG	BS	BA	BE	BHE
5	Cassie Uttech.....	5	17	8	56	.161	1	2	2	2	17	0	0	1	1
9	Rebekah Nelson.....	5	19	3	44	.364	2	0	3	0	9	1	3	1	0
11	Alison Miller.....	5	9	2	29	.241	1	0	1	0	1	2	6	0	0
13	Kim Fruit.....	5	11	11	48	.000	4	2	1	3	24	0	3	0	0
14	Abbie Mueller.....	5	6	6	22	.000	51	1	1	0	16	0	8	1	0
16	Carley Polk.....	5	9	2	25	.280	0	0	0	0	1	0	6	1	0
4	Stephanie Gardon.....	1	0	0	0	.000	0	0	0	0	0	0	0	0	0
7	Abby Schultz.....	5	2	1	3	.333	1	0	0	2	29	0	0	0	0
10	Kate LaZotte.....	5	0	0	0	.000	0	0	0	0	0	0	0	0	0
TEAM.....										4					
Totals.....		5	73	33	227	.176	60	5	8	11	97	3	26	4	1

TEAM ATTACK PER GAME

TOTAL TEAM BLOCKS: 16.0

Game	K	E	TA	Pct.
1	15	5	50	.200
2	16	8	51	.157
3	18	5	42	.310
4	15	10	62	.081
5	9	5	22	.182

GAME SCORES

Wis.-Whitewater	30	30	22	27	15
Juniata	25	25	30	30	12

TEAM RECORDS

Wis.-Whitewater	40-4
Juniata	37-2

Juniata

No.	Name	GP	K	E	TA	PCT	A	SA	SE	RE	DIG	BS	BA	BE	BHE
1	Jess Ritchey.....	2	0	1	3	-.333	30	0	2	0	3	0	0	0	2
5	Stephanie Kines.....	5	10	6	26	.154	1	5	3	0	6	3	1	0	0
6	Amber Thomas.....	5	18	7	54	.204	0	2	0	0	16	1	1	2	0
7	Katie Laucks.....	5	14	3	39	.282	1	1	3	0	13	0	1	1	0
17	Rachael Schatz.....	5	23	8	68	.221	1	0	0	0	7	3	0	0	0
22	Kristi Fitzsimmons.....	5	0	2	2	-1.000	0	0	1	2	14	0	0	0	0
2	Kelly Popernik.....	3	0	0	0	.000	0	0	0	1	1	0	0	0	0
4	Aly Pompeani.....	4	3	0	14	.214	0	0	0	1	5	0	2	2	0
8	Abby Leonard.....	5	0	0	0	.000	0	2	2	0	12	0	0	0	0
9	Tara McMinn.....	5	0	0	0	.000	2	0	0	1	19	0	0	0	1
11	Beth Kozak.....	3	2	1	4	.250	28	1	1	0	10	1	0	0	1
14	Erin Albert.....	2	0	1	3	-.333	0	0	0	0	1	0	1	0	0
Totals.....		5	70	29	213	.192	63	11	12	5	107	8	6	5	4

TEAM ATTACK PER GAME

TOTAL TEAM BLOCKS: 11.0

Game	K	E	TA	Pct.
1	18	5	43	.302
2	16	7	56	.161
3	16	3	34	.382
4	15	9	60	.100
5	5	5	20	.000

History

Team History

Year	Champion (Record)	Coach	Score	Runner-Up	Host or Site	Championship Match Attendance	Championship Total Attendance
1981	UC San Diego (36-8)	Doug Dannevik	3-2	Juniata	Maryville (Tenn.)	200	2,151
1982	La Verne (30-10)	Jim Paschal	3-1	UC San Diego	UC San Diego	1,220	6,503
1983	Elmhurst (57-4)	Bill Walton	3-1	UC San Diego	La Verne	1,500	5,120
1984	UC San Diego (23-12)	Doug Dannevik	3-0	MIT	Elmhurst	—	6,085
1985	Elmhurst (40-9)	Bill Walton	3-0	La Verne	Elmhurst	2,000	4,667
1986	UC San Diego (42-6)	Doug Dannevik	3-2	Calvin	Calvin	3,275	8,664
1987	UC San Diego (31-4)	Doug Dannevik	3-0	Elmhurst	Elmhurst	1,000	5,081
1988	UC San Diego (34-8)	Doug Dannevik	3-2	Benedictine (Ill.)	UC San Diego	1,000	4,126
1989	Washington-St. Louis (39-6)	Teri Clemens	3-0	Ohio Northern	Washington-St. Louis	3,225	8,433
1990	UC San Diego (37-8)	Doug Dannevik	3-2	Washington-St. Louis	Washington-St. Louis	3,417	8,064
1991	Washington-St. Louis (42-4)	Teri Clemens	3-2	UC San Diego	Washington-St. Louis	3,423	9,469
1992	Washington-St. Louis (40-0)	Teri Clemens	3-0	UC San Diego	Washington-St. Louis	3,024	7,373
1993	Washington-St. Louis (44-2)	Teri Clemens	3-0	Juniata	Juniata	1,325	8,771
1994	Washington-St. Louis (42-2)	Teri Clemens	3-0	Wis.-Oshkosh	Ithaca	600	9,293
1995	Washington-St. Louis (42-3)	Teri Clemens	3-2	Cal Lutheran	Wis.-Whitewater	884	14,465
1996	Washington-St. Louis (43-6)	Teri Clemens	3-0	Juniata	Wis.-Oshkosh	504	8,472
1997	UC San Diego (27-5)	Duncan McFarland	3-2	Juniata	UC San Diego	1,335	11,803
1998	Central (Iowa) (37-2)	Megan Clayberg	3-2	UC San Diego	Juniata	225	10,906
1999	Central (Iowa) (41-0)	Megan Clayberg	3-0	Trinity (Tex.)	Juniata	500	12,264
2000	Central (Iowa) (40-2)	Megan Clayberg	3-0	Wis.-Whitewater	Central (Iowa)	2,200	11,896
2001	La Verne (27-1)	Don Flora	3-2	Wis.-Whitewater	Wis.-Whitewater	1,692	12,168
2002	Wis.-Whitewater (36-4)	Kris Russell	3-0	Washington-St. Louis	Wis.-Whitewater	1,534	11,341
2003	Washington-St. Louis (38-3)	Rich Luenemann	3-0	New York U.	La Verne	483	10,982
2004	Juniata (37-3)	Larry Bock	3-0	Washington-St. Louis	St. Mary's (Minn.)	520	8,987
2005	Wis.-Whitewater (40-4)	Stacy Boudreau	3-2	Juniata	Salem, Va.	378	10,634

All-Tournament Teams

*Most Outstanding Player.

1981

Tammy Smit, UC San Diego
Molly Wheatley, UC San Diego
Louise Schwartz, UC San Diego
Jennifer Townsend, Occidental
Sue Barker, Juniata
Colleen Irelan, Juniata

1982

Laura Argonza, La Verne
Sue Habecker, La Verne
Eileen Kamidoi, La Verne
Louise Schwartz, UC San Diego
Tammy Smit, UC San Diego
Sandy Kacharos, Sonoma St.

1983

Cathy Dulkowski, Elmhurst
Karen Olmstead, Elmhurst
Louise Schwartz, UC San Diego
Molly Wheatley, UC San Diego
Karin Kalk, UC San Diego
Laura Argonza, La Verne

1984

Molly Wheatley, UC San Diego
Karin Kalk, UC San Diego
Christy Wada, UC San Diego
Carol Lipson, UC San Diego
Lori Cantu, MIT
Laura Argonza, La Verne

1985

Sue Birdsey, Elmhurst
Therese Dorigan, Elmhurst
Melanie Hollander, Elmhurst
Shelli Swaim, Elmhurst
Michele Galagar, La Verne
Shauna Hinrichs, La Verne

1986

*Monica Bradley, UC San Diego
Kim De Haan, Calvin
Roxanne Helmus, Calvin
Sue Ketter Wis.-La Crosse
Carol Lipsom, UC San Diego
Kim Stonecipher, UC San Diego

1987

Carol Lipsom, UC San Diego
Lori Luhnnow, UC San Diego
Therese Dorigan, Elmhurst
Gail Williams, Elmhurst

1988

Tracy Beaty, Benedictine (Ill.)
Diana Klintworth, UC San Diego
Patty Mines, Benedictine (Ill.)
Jackie Rebert, Juniata
Melinda Selvy, Juniata
Rachel Vetter, UC San Diego

1989

Lori Nishikawa, Washington-St. Louis
Kathy Bersett, Washington-St. Louis
Brooke Hortin, Washington-St. Louis
Delna Lancaster, Menlo
Kris Witchey, Juniata
Tammie Youngen, Ohio Northern

1990

Elizabeth Vesanovic, UC San Diego
Elizabeth Tan, UC San Diego
Vikki Van Duyne, UC San Diego
Amy Hagen, St. Benedict
Kathy Bersett, Washington-St. Louis
Kelley Meier, Washington-St. Louis

1991

Julie Fabian, UC San Diego
Vikki Van Duyne, UC San Diego
Kelley Meier, Washington-St. Louis
Amy Sullivan, Washington-St. Louis
Joanie Subar, Washington-St. Louis
Anne Quenette, Washington-St. Louis

1992

Lisa Becker, Washington-St. Louis
Anne Quenette, Washington-St. Louis

1993

Nicki Firestone, Juniata
Heather Blough, Juniata
Amy Sullivan, Washington-St. Louis
Amy Albers, Washington-St. Louis
Leslie Catlin, Washington-St. Louis
Liang Gaik Khaw, Rochester Inst.

1994

Amy Ward, Wis.-Oshkosh
Jean Harmsen, Wis.-Oshkosh

Amy Albers, Washington-St. Louis
Shelley Swan, Washington-St. Louis
Stephanie Habif, Washington-St. Louis
Heather Blough, Juniata

1995

Shelley Swan, Washington-St. Louis
Jennifer Martz, Washington-St. Louis
Tracy Little, Cal Lutheran
Liz Martinez, Cal Lutheran
Bonnie McDowell, Ithaca
Stephanie Everett, Wis.-Whitewater

1996

Jennifer Martz, Washington-St. Louis
Stephanie Habif, Washington-St. Louis
Jennifer Cafazza, Washington-St. Louis
Melissa Myers, Juniata
Jen Kuzma, St. Olaf
Amy Ward, Wis.-Oshkosh

1997

Katherine Brynjestad, UC San Diego
Sherine Ebadi, UC San Diego
Melissa Myers, Juniata
Jennifer Rebert, Juniata
Abbie Brown, Central (Iowa)
Candace Wilson, Central (Iowa)

1998

Katie Antypas, Wellesley
Carrie Zeller, Juniata
Christine Kueneman, UC San Diego
Kathleen Hentz, UC San Diego
Abbie Brown, Central (Iowa)
Angie Nielson, Central (Iowa)

1999

Abbie Brown, Central (Iowa)
Angie Nielson, Central (Iowa)
Candace Wilson, Central (Iowa)
Alisha Farley, Trinity (Tex.)
Kerry Gilligan, Muskingum
Carrie Zeller, Juniata

2000

Angie Nielson, Central (Iowa)
Candace Wilson, Central (Iowa)
Melinda Erickson, Wis.-Whitewater
Vanessa Walby, Wis.-Whitewater
Katie Gielow, Washington-St. Louis
Brandy Workinger, Juniata

2001

Ryan Winn, La Verne
Amy Kratochivil, La Verne
Stacey Lupu, La Verne
Allison Erickson, Wis.-Whitewater
Melinda Erickson, Wis.-Whitewater
Niki Mueller, Juniata

2002

Johanna Holtan, Juniata
Morgan Anderson, Trinity (Tex.)
Rebecca Rotello, Washington-St. Louis
Kristin Dettman, Wis.-Whitewater
Angie Wildish, Wis.-Whitewater
Lindsay Tomasovich, Wis.-Whitewater

2003

Kara Liefer, Washington-St. Louis
Cindy McPeak, Washington-St. Louis
Katie Quinn, Washington-St. Louis
Jennifer Gardikas, New York U.
Katya Khmel'nitskaya, New York U.
Tricia Scharj, La Verne

2004

*Carli Dale, Juniata
Stephanie Kines, Juniata
Tara McMinn, Juniata
Katie Laucks, Juniata
Kara Liefer, Washington-St. Louis
Whitney Smith, Washington-St. Louis

2005

*Abbie Mueller, Wis.-Whitewater
Cassie Uttech, Wis.-Whitewater
Rebekah Nelson, Wis.-Whitewater
Amber Thomas, Juniata
Rachael Schatz, Juniata
Emily Dixon, Wittenberg
Leslie Flores, La Verne

Individual Records

KILLS, MATCH

45—Lisa Matties, Brockport St. (3) vs. Rochester Inst. (2), 11-8-90; Christa Downey, Nazareth (2) vs. Wellesley (3), 11-17-01.

KILLS, TOURNAMENT

114—Nicki Firestone, Juniata, 1993 (13 vs. Gettysburg, 25 vs. John Carroll, 17 vs. Thomas More, 34 vs. UC San Diego, 25 vs. Washington-St. Louis).

TOTAL ATTEMPTS, MATCH

96—Kim Woodring, Wittenberg (3) vs. Bluffton (2), 11-15-96.

TOTAL ATTEMPTS, TOURNAMENT

302—Tracy Little, Cal Lutheran, 1995 (45 vs. Chapman, 80 vs. UC San Diego, 56 vs. John Carroll, 62 vs. Wis.-Whitewater, 59 vs. Washington-St. Louis).

SERVICE ACES, MATCH

10—Sue Barker, Juniata (3) vs. Cal St. Stanislaus (0), 12-12-81; Linda Willis, Brockport St. (3) vs. Albany (N.Y.) (2), 11-18-83; Stephanie Turner, Pacific Lutheran (3) vs. Mount Ida (0), 11-11-04.

SERVICE ACES, TOURNAMENT

23—Amy Sullivan, Washington-St. Louis, 1993 (6 vs. Illinois Col., 2 vs. Wis.-Eau Claire, 2 vs. Benedictine [Ill.], 5 vs. Rochester Inst., 8 vs. Juniata).

BLOCK SOLOS, MATCH

13—Carolyn Stambaugh, Juniata (2) vs. MIT (3), 11-30-84.

BLOCK SOLOS, TOURNAMENT

22—Gail Williams, Elmhurst, 1987 (5 vs. St. Benedict, 10 vs. Wis.-Whitewater, 3 vs. Juniata, 4 vs. UC San Diego).

DIGS, MATCH

47—Katie Kremer, St. Thomas (Minn.) (3) vs. Central (Iowa) (2), 11-10-05.

DIGS, TOURNAMENT

120—Darcy White, Cal Lutheran, 1995 (24 vs. Chapman, 31 vs. UC San Diego, 23 vs. John Carroll, 19 vs. Wis.-Whitewater, 23 vs. Washington-St. Louis).

HITTING PERCENTAGE, MATCH

(Min. 15 Attempts)

.778—Katie Gielow, Washington-St. Louis (3) vs. Wis.-River Falls (0), 11-12-99 (14-0/18).

HITTING PERCENTAGE, TOURNAMENT

(Min. 70 Attempts)

.541—Lisa Becker, Washington-St. Louis, 1992 (.846 vs. Wis.-La Crosse, 12-1/13; .333 vs. St. Thomas [Minn.], 10-3/21; .647 vs. Calvin, 12-1/17; .478 vs. UC San Diego, 12-1/23).

Team Records

KILLS, MATCH

101—Elmhurst (3) vs. St. Norbert (2), 11-14-02.

KILLS, TOURNAMENT

434—La Verne, 2001 (91 vs. Neb. Wesleyan, 62 vs. Whitworth, 79 vs. Cal St. East Bay, 49 vs. Mt. St. Joseph, 73 vs. Juniata, 80 vs. Wis.-Whitewater).

TOTAL ATTEMPTS, MATCH

323—Benedictine (Ill.) (3) vs. Hope (2), 11-13-87.

TOTAL ATTEMPTS, TOURNAMENT

1,195—La Verne, 2001 (232 vs. Neb. Wesleyan, 137 vs. Whitworth, 219 vs. Cal St. East Bay, 140 vs. Mt. St. Joseph, 210 vs. Juniata, 257 vs. Wis.-Whitewater).

SERVICE ACES, MATCH

27—Juniata (3) vs. Cal St. Stanislaus (0), 12-12-81.

SERVICE ACES, TOURNAMENT

63—Washington-St. Louis, 1993 (13 vs. Illinois Col., 11 vs. Wis.-Eau Claire, 9 vs. Benedictine [Ill.], 17 vs. Rochester Inst., 13 vs. Juniata).

BLOCK SOLOS, MATCH

38—Juniata (2) vs. MIT (3), 11-30-84.

BLOCK SOLOS, TOURNAMENT

50—Elmhurst, 1987 (11 vs. St. Benedict, 19 vs. Wis.-Whitewater, 9 vs. Juniata, 11 vs. UC San Diego).

DIGS, MATCH

162—Wis.-La Crosse (3) vs. Wis.-Stout (2), 11-13-04.

DIGS, TOURNAMENT

580—La Verne, 2001 (112 vs. Neb. Wesleyan, 60 vs. Whitworth, 117 vs. Cal St. East Bay, 36 vs. Mt. St. Joseph, 111 vs. Juniata, 144 vs. Wis.-Whitewater).

HITTING PERCENTAGE, MATCH

.659—Ohio Northern (3) vs. UNC Greensboro (0), 11-19-82 (34-7/41).

HITTING PERCENTAGE, TOURNAMENT

(Min. 2 Matches)

.362—Ohio Northern, 1982 (.659 vs. UNC Greensboro, 34-7/41; .298 vs. Sonoma St., 77-21/188).

Won-Lost Records in Tournament Play

(Note: Beginning in 2005, no third-place match was played. Third place is awarded to both teams that lose in the semifinals)

Team (Years Participated)	Yrs.	Won	Lost	Pct.	1st	2nd	3rd	4th
Albany (N.Y.) (1982-83-84-86-87-88)	6	2	6	.250	0	0	0	0
Alfred (1999)	1	0	1	.000	0	0	0	0
Allegheny (1987-88-90-91)	4	0	4	.000	0	0	0	0
Alma (1984-2003-04)	3	2	3	.400	0	0	0	0
Amherst (1998-99-2000)	3	2	3	.400	0	0	0	0
Augsburg (1982)	1	0	1	.000	0	0	0	0
Augustana (Ill.) (2001)	1	0	1	.000	0	0	0	0
Austin (1999-2000-05)	3	2	3	.400	0	0	0	0
Averett (1999-2000-03)	3	1	3	.250	0	0	0	0
Baldwin-Wallace (1983-92-2000)	3	2	3	.400	0	0	0	0
Baruch (2005)	1	0	1	.000	0	0	0	0
Bates (1993-2000)	2	3	2	.600	0	0	0	0
Benedictine (Ill.) (1981-82-83-84-85-86-87-88-89-90-91-92-93-2001-02-04)	16	18	17	.514	0	1	1	1
Bethel (Minn.) (1999-2001)	2	1	2	.333	0	0	0	0
Binghamton (1995-97)	2	0	2	.000	0	0	0	0
Bluffton (1994-96-97)	3	0	3	.000	0	0	0	0
Bridgewater St. (1999-2000-01-02-03-04-05)	7	1	7	.125	0	0	0	0
Bridgewater (Va.) (1988-89-2000)	3	1	3	.250	0	0	0	0
Brockport St. (1983-89-90-91-92-93-94)	7	4	7	.364	0	0	0	0
Brooklyn (1983-84)	2	2	2	.500	0	0	0	0
Buffalo (1986-87)	2	1	2	.333	0	0	0	0
UC San Diego (1981-82-83-84-85-86-87-88-89-90-91-92-93-94-95-96-97-98-99)	19	54	13	.806	7	5	0	1
Cal Lutheran (1994-95-96-97-98-99-2005)	7	6	7	.462	0	1	0	0

Team (Years Participated)	Yrs.	Won	Lost	Pct.	1st	2nd	3rd	4th
Cal St. East Bay (1998-99-2000-01-02-03-04-05)	8	11	8	.579	0	0	0	0
Cal St. San B'dino (1986-87-88-89-90)	5	2	5	.286	0	0	0	0
Cal St. Stanislaus (1981-82)	2	0	2	.000	0	0	0	0
Calvin (1984-85-86-88-89-90-91-92-95-97-98-99-2001-04-05)	15	16	17	.485	0	1	0	2
Capital (2005)	1	0	1	.000	0	0	0	0
Carleton (1985-2005)	2	1	2	.333	0	0	0	0
Carnegie Mellon (2001)	1	1	1	.500	0	0	0	0
Carthage (1990-2005)	2	0	2	.000	0	0	0	0
Catholic (2001-02)	2	1	2	.333	0	0	0	0
Central (Iowa) (1995-96-97-98-99-2000-01-03-04-05)	10	20	7	.741	3	0	1	0
Chapman (1994-95-97-2004-05)	5	2	5	.286	0	0	0	0
Chatham (2003)	1	0	1	.000	0	0	0	0
Chris. Newport (2001-02-04-05)	4	0	4	.000	0	0	0	0
CCNY (2003-04)	2	0	2	.000	0	0	0	0
Claremont-M-S (1985-92-93-97)	4	3	4	.429	0	0	0	0
Coast Guard (1995-96-97)	3	3	3	.500	0	0	0	0
Colby (2005)	1	3	1	.750	0	0	0	0
Colby-Sawyer (1999-2003-05)	3	3	3	.500	0	0	0	0
Colorado Col. (1983-85-86-87-88-89-90-92-98-99-2000-01-02-03-04-05)	16	7	16	.304	0	0	0	0
Concordia-M'head (1995-96-2003-04-05)	5	2	5	.286	0	0	0	0
Cortland St. (1985-86-87-88-89-90-91-92-93-95-96-97-98-99-2000-01-03-04-05)	19	25	19	.568	0	0	0	0
DePauw (1991-98-2000)	3	0	3	.000	0	0	0	0
DeSales (1995)	1	0	1	.000	0	0	0	0
Dubuque (1994-95-98)	3	1	3	.250	0	0	0	0
East Tex. Baptist (2001-02-03)	3	2	3	.400	0	0	0	0
Eastern (1999-2000-01-02-03-04-05)	7	7	7	.500	0	0	0	0
Eastern Conn. St. (1982-83-84-85-86-87-89-93-94-95-96-97-98-2005)	14	7	14	.333	0	0	0	0
East. Mennonite (1982-87)	2	1	2	.333	0	0	0	0
Elizabethtown (1986)	1	0	1	.000	0	0	0	0
Elmhurst (1982-83-84-85-86-87-88-92-98-2000-01-02-03-04-05)	15	20	13	.606	2	1	0	0
Elmira (1998-99-2000)	3	1	3	.250	0	0	0	0
Emmanuel (Mass.) (2004-05)	2	1	2	.333	0	0	0	0
Emory (1994-96-97-98-99-2000-01-02-03-04-05)	11	13	12	.520	0	0	0	1
Endicott (2004)	1	0	1	.000	0	0	0	0
Fontbonne (2000-01-02-03-04-05)	6	1	6	.143	0	0	0	0
Frank. & Marsh. (1994-96-97-98-99-2000)	6	3	6	.333	0	0	0	0
Frostburg St. (1999-2000-02-03-04)	5	3	5	.375	0	0	0	0
Gallaudet (1985-96-99-2003-05)	5	1	5	.167	0	0	0	0
Geneseo St. (1996)	1	0	1	.000	0	0	0	0
Gettysburg (1991-93-94-95-96-97-98-99-2001-02-03-04-05)	13	11	13	.458	0	0	0	0
Gordon (2000-01-02)	3	3	3	.500	0	0	0	0
Greensboro (1990)	1	0	1	.000	0	0	0	0
Grove City (1981-82-84-85-86)	5	3	5	.375	0	0	0	0
Guilford (1993)	1	0	1	.000	0	0	0	0
Gust. Adolphus (1983-84-85-86)	4	2	4	.333	0	0	0	0
Hiram (2005)	1	0	1	.000	0	0	0	0
Hope (1987-97-98-2000)	4	3	4	.429	0	0	0	0
Hunter (1999-2000-01-02)	4	0	4	.000	0	0	0	0
Illinois Col. (1993)	1	0	1	.000	0	0	0	0
Ill. Wesleyan (1991-97-98)	3	0	3	.000	0	0	0	0
Ithaca (1982-83-84-85-87-93-94-95-96-97-98-99-2000-01-04-05)	16	18	18	.500	0	0	0	2
John Carroll (1993-94-95)	3	5	3	.625	0	0	0	0
Johnson & Wales (R.I.) (1999-2000-01-02)	4	0	4	.000	0	0	0	0
Juniata (1981-82-83-84-85-86-87-88-89-90-91-92-93-94-95-96-97-98-99-2000-01-02-03-04-05)	25	71	32	.718	1	5	6	8
Kalamazoo (1990-91-93-94-95-2002)	6	2	6	.250	0	0	0	0
Kean (1994-95-2001)	3	0	3	.000	0	0	0	0
Kenyon (1988)	1	0	1	.000	0	0	0	0
King's (Pa.) (2000-02)	2	1	2	.333	0	0	0	0
La Verne (1982-83-84-85-86-87-88-89-90-91-92-96-97-2000-01-02-03-04-05)	19	42	17	.712	2	1	5	0
Lake Forest (1999-2000-01-03)	4	1	4	.200	0	0	0	0
Lakeland (2002-03-04-05)	4	0	4	.000	0	0	0	0
Linfield (1998-2003-05)	3	1	3	.250	0	0	0	0
Lycoming (1997-98-2004)	3	2	3	.400	0	0	0	0
Macalester (1982)	1	0	1	.000	0	0	0	0
Marian (Wis.) (1999-2000-01)	3	0	3	.000	0	0	0	0
Mary Washington (1990-91)	2	1	2	.333	0	0	0	0
Maryville (Tenn.) (1981-82-93-2001-02-03-04)	7	0	7	.000	0	0	0	0
MIT (1982-83-84-86-88-89-90-94-97-98-2002-05)	12	10	13	.435	0	1	0	1
McDaniel (1982-83-84-85-86-89)	6	4	6	.400	0	0	0	0
Menlo (1986-87-89-91-92)	5	6	6	.500	0	0	0	1
Merchant Marine (1999-2000-01)	3	0	3	.000	0	0	0	0
Messiah (1983-85)	2	0	2	.000	0	0	0	0
Methodist (1986)	1	0	1	.000	0	0	0	0
Middlebury (1998)	1	0	1	.000	0	0	0	0
Millikin (1983-85-95-99-2005)	5	2	5	.286	0	0	0	0
Moravian (1997-98-99)	3	1	3	.250	0	0	0	0
Mount Holyoke (1982-83-84)	3	0	3	.000	0	0	0	0
Mount Ida (2004-05)	2	0	2	.000	0	0	0	0
Mt. St. Joseph (1998-99-2000-01-02-03-04-05)	8	9	8	.529	0	0	0	0
Muskingum (1988-89-92-96-97-98-99-2002)	8	10	8	.556	0	0	1	0
Nazareth (1984-85-2000-01-02-03)	6	5	6	.455	0	0	0	0
Neb. Wesleyan (1982-89-96-97-98-2001-02-04-05)	9	4	9	.308	0	0	0	0
New Jersey City (2005)	1	0	1	.000	0	0	0	0

Team (Years Participated)	Yrs.	Won	Lost	Pct.	1st	2nd	3rd	4th
New York U. (1994-98-2002-03-04-05)	6	12	7	.632	0	1	0	1
UNC Greensboro (1982-83-84)	3	1	3	.250	0	0	0	0
Notre Dame (Md.) (2004-05)	2	0	2	.000	0	0	0	0
Occidental (1981-82-83-84-93-94-95)	7	5	7	.417	0	0	1	0
Ohio Northern (1982-83-84-85-86-87-88-89-90-91-93-94-95-96-97-98-2000-01-02-03-04-05)	22	27	22	.551	0	1	0	0
Oneonta St. (2002)	1	1	1	.500	0	0	0	0
Oswego St. (1994)	1	0	1	.000	0	0	0	0
Pacific Lutheran (1999-2004)	2	2	2	.500	0	0	0	0
Penn St.-Behrend (2005)	1	0	1	.000	0	0	0	0
Plymouth St. (2004)	1	0	1	.000	0	0	0	0
Pomona-Pitzer (1987-88-90-93-96-97)	6	2	6	.250	0	0	0	0
Puget Sound (2000-02-05)	3	3	3	.500	0	0	0	0
Redlands (1993)	1	0	1	.000	0	0	0	0
Richard Stockton (1999-2000)	2	1	2	.333	0	0	0	0
Rivier (2003)	1	0	1	.000	0	0	0	0
Rochester (1986-88-93-95-97)	5	3	5	.375	0	0	0	0
Rochester Inst. (1989-90-91-92-93-96-97-98-99)	9	9	9	.500	0	0	1	0
Rockford (2003)	1	0	1	.000	0	0	0	0
Rowan (1985-2002-04)	3	1	3	.250	0	0	0	0
Rutgers-Newark (2003)	1	0	1	.000	0	0	0	0
St. Andrews (1985)	1	0	1	.000	0	0	0	0
St. Benedict (1986-87-88-89-90-91-92-93-94-97-98-2005)	12	11	12	.478	0	0	1	0
St. Catherine (1982-83-84)	3	2	3	.400	0	0	0	0
St. John Fisher (1997-98)	2	1	2	.333	0	0	0	0
St. Joseph's (L.I.) (2002-03)	2	0	2	.000	0	0	0	0
St. Mary's (Minn.) (2000)	1	1	1	.500	0	0	0	0
St. Norbert (1993-2002-04-05)	4	2	4	.333	0	0	0	0
St. Olaf (1993-94-95-96-97-98-2000-02)	8	10	8	.556	0	0	1	0
St. Thomas (Minn.) (1987-88-89-90-91-92-2005)	7	7	7	.500	0	0	0	0
Salisbury (1998-2000-04)	3	0	3	.000	0	0	0	0
SCAD (1996-97-98-99-2000-02)	6	4	6	.400	0	0	0	0
Scranton (1999-2001-03-05)	4	1	4	.200	0	0	0	0
Simpson (1990-91-94-97)	4	3	4	.429	0	0	0	0
Skidmore (1999-2000-01-03)	4	2	4	.333	0	0	0	0
Smith (1981-88-2005)	3	0	3	.000	0	0	0	0
Sonoma St. (1981-82)	2	3	2	.600	0	0	1	0
Southwestern (Tex.) (1995-97-98-2005)	4	2	4	.333	0	0	0	0
Springfield (1995-96-97-2003-04)	5	6	5	.545	0	0	0	0
Stevens Institute (2004-05)	2	1	2	.333	0	0	0	0
Stony Brook (1990-91-92-93-94)	5	9	5	.643	0	0	1	0
Texas Lutheran (2004)	1	2	1	.667	0	0	0	0
Thomas More (1991-92-93-94-95-97-99-2003)	8	5	8	.385	0	0	0	0
Trinity (Tex.) (1992-93-94-95-96-97-98-99-2000-01-02-03-04-05)	14	19	14	.576	0	1	1	0
Tufts (1996-2005)	2	2	2	.500	0	0	0	0
Union (N.Y.) (2002)	1	0	1	.000	0	0	0	0
Upsala (1992)	1	0	1	.000	0	0	0	0
Vassar (2001-02-03-05)	4	2	4	.333	0	0	0	0
Wartburg (1997-98-2001-02-03)	5	4	5	.444	0	0	0	0
Wash. & Lee (1999-2001-02-03-04-05)	6	4	6	.400	0	0	0	0
Washington-St. Louis (1987-88-89-90-91-92-93-94-95-96-97-98-99-2000-01-02-03-04-05)	19	66	12	.846	8	3	1	1
Wellesley (1991-97-98-99-2000-01-02)	7	13	8	.619	0	0	1	1
Wesleyan (Conn.) (2001)	1	1	1	.500	0	0	0	0
Western Conn. St. (1999-2000-01-02-03)	5	3	5	.375	0	0	0	0
Westminster (Mo.) (1999)	1	0	1	.000	0	0	0	0
Wheaton (Ill.) (1987-89)	2	0	2	.000	0	0	0	0
Wheaton (Mass.) (1997)	1	2	1	.667	0	0	0	0
Whitworth (2001-02-05)	3	3	3	.500	0	0	0	0
Willamette (1998)	1	0	1	.000	0	0	0	0
Williams (1994-95-98-2001-02-03-04)	7	9	7	.563	0	0	0	0
Wis.-Eau Claire (1987-88-89-93-94-96-97-2005)	8	7	8	.467	0	0	0	0
Wis.-La Crosse (1982-83-84-85-86-92-97-98-2003-04)	10	16	11	.593	0	0	1	1
Wis.-Oshkosh (1990-91-93-94-95-96-97-2000-01-05)	10	17	12	.586	0	1	0	2
Wis.-Platteville (1983-92-97-2005)	4	2	4	.333	0	0	0	0
Wis.-River Falls (1995-96-98-99-2000-03)	6	2	6	.250	0	0	0	0
Wis.-Stevens Point (1981-84-85)	3	1	3	.250	0	0	0	0
Wis.-Stout (1994-98-2004)	3	2	3	.400	0	0	0	0
Wis.-Whitewater (1986-87-88-89-92-93-94-95-96-97-98-99-2000-01-02-03-04-05)	18	35	17	.673	2	2	1	1
Wittenberg (1993-96-97-98-99-2000-01-02-03-04-05)	11	13	11	.542	0	0	1	0
Wooster (1984)	1	0	1	.000	0	0	0	0
York (Pa.) (1997)	1	0	1	.000	0	0	0	0

CHAMPIONSHIP RESULTS

All-Time Results

1981 First Round: Occidental def. Maryville (Tenn.), 15-2, 15-7, 15-6; Benedictine (Ill.) def. Grove City, 15-4, 15-11, 15-6.

Second Round: UC San Diego def. Smith, 15-4, 15-3, 15-4; Occidental def. Wis.-Stevens Point, 13-15, 15-3, 11-15, 15-7, 15-10; Benedictine (Ill.) def. Sonoma St., 15-11, 16-18, 15-8, 15-10; Juniata def. Cal St. Stanislaus, 15-12, 15-12, 15-12.

Semifinals: UC San Diego def. Occidental, 15-7, 7-15, 15-4, 15-3; Juniata def. Benedictine (Ill.), 15-11, 17-15, 11-15, 10-15, 15-13. **Third Place:** Occidental def. Benedictine (Ill.), 15-11, 15-9, 15-9. **Championship:** UC San Diego def. Juniata, 12-15, 15-5, 15-7, 15-17, 15-1.

1982 First Round: Elmhurst def. Benedictine (Ill.), 15-9, 15-8, 4-15, 15-10; Occidental def. Cal St. Stanislaus, 15-11, 9-15, 15-5, 15-13; MIT def. Albany (N.Y.), 15-9, 15-2, 15-10; Ohio Northern def. UNC Greensboro, 15-9, 15-2, 15-3; St. Catherine def. Augsburg, 15-11, 16-14, 15-13; Wis.-La Crosse def. Neb. Wesleyan, 15-4, 15-4, 15-9; Grove City def. Mount Holyoke, 10-15, 15-9, 15-11, 15-3; East. Mennonite def. Maryville (Tenn.), 15-10, 8-15, 15-7, 15-11. **Second Round:** La Verne def. Elmhurst, 15-12, 15-11, 15-3; Occidental def. Eastern Conn. St., 15-4, 8-15, 15-7, 15-10; La Verne def. Occidental, 15-4, 15-13, 15-1; MIT def. McDaniel, 15-8, 15-7, 15-11; Sonoma St. def. Ohio Northern, 15-12, 9-15, 15-7, 14-16, 15-6; Sonoma St. def. MIT, 15-5, 6-15, 15-5, 15-9; UC San Diego def. St. Catherine, 15-4, 15-7, 15-10; Wis.-La Crosse def. Ithaca, 15-9, 16-14, 15-2; UC San Diego def. Wis.-La Crosse, 15-9, 15-6, 15-9; Grove City def. Macalester, 15-7, 15-12, 15-11; Juniata def. East. Mennonite, 15-2, 15-13, 15-11; Juniata def. Grove City, 11-15, 15-8, 15-9, 10-15, 15-7. **Semifinals:** La Verne def. Sonoma St., 15-6, 10-15, 15-12, 15-10; UC San Diego def. Juniata, 15-3, 15-3, 15-6. **Third Place:** Sonoma St. def. Juniata, 15-8, 15-6, 10-15, 13-15, 15-7. **Championship:** La Verne def. UC San Diego, 12-15, 16-14, 15-8, 15-9.

1983 First Round: McDaniel def. UNC Greensboro, 13-15, 17-15, 16-14, 15-8; Brooklyn def. Messiah, 15-11, 15-10, 15-10; Brockport St. def. Albany (N.Y.), 12-15, 15-1, 15-8, 6-15, 15-12; Eastern Conn. St. def. Mount Holyoke, 15-6, 16-14, 15-6; La Verne def. Colorado Col., 17-15, 15-8, 15-10; Baldwin-Wallace def. Millikin, 12-15, 15-5, 15-13, 15-11; Wis.-La Crosse def. Wis.-Platteville, 15-7, 15-2, 15-5; Benedictine (Ill.) def. Gust. Adolphus, 15-13, 15-5, 15-10. **Second Round:** UC San Diego def. McDaniel, 15-7, 15-8, 15-3; Juniata def. Brooklyn, 15-4, 15-10, 13-15, 15-3; UC San Diego def. Juniata, 15-4, 15-4, 15-2; Ithaca def. Brockport St., 2-15, 15-13, 15-3, 15-1; MIT def. Eastern Conn. St., 15-6, 15-9, 15-9; MIT def. Ithaca, 12-15, 15-9, 15-8, 15-8; La Verne def. Occidental, 15-9, 15-10, 15-7; Ohio Northern def. Baldwin-Wallace, 6-15, 15-12, 12-15, 15-12, 15-11; La Verne def. Ohio Northern, 15-11, 15-4, 15-13; Wis.-La Crosse def. St. Catherine, 15-12, 13-15, 15-12, 15-12; Elmhurst def. Benedictine (Ill.), 15-7, 13-15, 15-3, 15-13; Elmhurst def. Wis.-La Crosse, 15-9, 15-13, 12-15, 16-14. **Semifinals:** UC San Diego def. MIT, 15-1, 15-7, 16-18, 15-4; Elmhurst def. La Verne, 5-15, 15-2, 15-9, 15-10. **Third Place:** La Verne def. MIT, 15-7, 15-5, 11-15, 15-5. **Championship:** Elmhurst def. UC San Diego, 15-10, 15-11, 9-15, 15-13.

1984 First Round: Grove City def. Wooster, 4-15, 15-7, 15-9, 15-8; Juniata def. Grove City, 10-15, 15-6, 15-3, 15-5; Eastern Conn. St. def. Mount Holyoke, 15-6, 15-5, 15-8; MIT def. Eastern Conn. St., 15-9, 17-15, 15-4; Calvin def. Alma, 15-9, 15-10, 15-9; Calvin def. Ohio Northern, 7-15, 15-11, 15-17, 15-12, 16-14; Brooklyn def. McDaniel 13-15, 15-9, 15-11, 15-10; UNC Greensboro def. Brooklyn, 4-15, 16-14, 15-9, 15-10; Wis.-Stevens Point def. Occidental, 12-15, 15-5, 15-10, 15-8; La Verne def. Wis.-Stevens Point, 16-6, 15-11, 15-5; Albany (N.Y.) def. Nazareth, 15-13, 15-8, 9-15, 15-5; Ithaca def. Albany (N.Y.), 15-13, 15-5, 15-9; Elmhurst def. Benedictine (Ill.), 15-11, 6-15, 15-13, 15-8; UC San Diego def. Elmhurst, 15-4, 15-6, 15-10; St. Catherine def. Wis.-La Crosse, 16-14, 9-15, 15-13, 15-7; Gust. Adolphus def. St. Catherine, 15-9, 17-15, 9-15, 11-15, 15-7. **Second Round:** MIT def. Juniata, 15-8, 15-8, 5-15, 12-15, 15-11; Calvin def. UNC Greensboro, 15-6, 15-17, 16-14, 15-8; La Verne def. Ithaca, 15-3, 15-4, 17-15; UC San Diego def. Gust. Adolphus, 15-6, 15-7, 15-3. **Semifinals:** MIT def. Calvin, 15-13, 15-10, 13-15, 15-10; UC San Diego def. La Verne, 15-11, 9-15, 15-10, 15-12. **Third Place:** La Verne def. Calvin, 15-8, 15-5, 15-6. **Championship:** UC San Diego def. MIT, 15-7, 15-12, 15-9.

1985 First Round: Cortland St. def. Ithaca, 2-15, 15-5, 15-9, 15-9; Cortland St. def. Nazareth, 15-9, 15-11, 15-8; Juniata def. Messiah, 15-3, 15-4, 15-6; Juniata def. Grove City, 15-9, 15-10, 9-15, 15-10; Calvin def. Wis.-Stevens Point, 15-13, 14-16, 14-16, 15-12, 15-6; Elmhurst def. Calvin, 15-11, 15-6, 16-14; Ohio Northern def. Millikin, 15-7, 15-12, 8-15, 5-15,

15-9; Benedictine (Ill.) def. Ohio Northern, 15-2, 15-11, 15-2; Wis.-La Crosse def. Carleton, 13-15, 16-14, 15-12, 15-4; Wis.-La Crosse def. Gust. Adolphus, 15-11, 15-9, 4-15, 15-13; McDaniel def. Rowan, 15-8, 15-9, 15-11; McDaniel def. Gallaudet, 6-15, 15-9, 15-10, 15-12; La Verne def. Claremont-M-S, 15-9, 15-7, 15-8; La Verne def. UC San Diego, 15-5, 16-14, 15-11; Eastern Conn. St. def. St. Andrews, 11-15, 15-13, 15-2, 15-12; Colorado Col. def. Eastern Conn. St., 15-1, 15-3, 4-15, 15-9. **Second Round:** Juniata def. Cortland St., 16-14, 15-6, 7-15, 15-11; Elmhurst def. Benedictine (Ill.), 15-10, 18-16, 11-15, 15-9; Wis.-La Crosse def. McDaniel, 15-5, 15-7, 15-6; La Verne def. Colorado Col., 15-9, 15-8, 15-9. **Semifinals:** Elmhurst def. Juniata, 15-9, 15-10, 15-11; La Verne def. Wis.-La Crosse, 11-15, 15-8, 15-9, 15-8. **Third Place:** Juniata def. Wis.-La Crosse, 16-14, 15-5, 15-7. **Championship:** Elmhurst def. La Verne, 15-9, 15-11, 15-8.

1986 First Round: La Verne def. Cal St. San B'dino, 12-15, 15-5, 15-6, 15-4; Colorado Col. def. Methodist, 15-6, 15-8, 15-11; UC San Diego def. La Verne, 15-3, 15-11, 11-15, 11-15, 15-11; Menlo def. Colorado Col., 8-15, 15-9, 3-15, 15-4, 16-14; Eastern Conn. St. def. Elizabethtown, 15-17, 15-7, 15-5, 10-15, 15-9; Cortland St. def. Grove City, 10-15, 11-15, 15-10, 15-10, 15-6; Albany (N.Y.) def. Eastern Conn. St., 15-6, 15-13, 14-16, 15-9; Juniata def. Cortland St., 15-4, 15-7, 15-7; Benedictine (Ill.) def. Wis.-Whitewater, 14-16, 15-11, 15-6, 15-5; Gust. Adolphus def. St. Benedict, 15-10, 15-4, 15-6; Wis.-La Crosse def. Benedictine (Ill.), 15-11, 15-5, 14-16, 15-7; Elmhurst def. Gust. Adolphus, 15-10, 15-7, 16-14; MIT def. Rochester, 15-9, 14-16, 14-16, 15-7, 15-9; Buffalo def. McDaniel, 15-9, 4-15, 15-6, 15-6; Ohio Northern def. MIT, 15-5, 15-6, 15-13; Calvin def. Buffalo, 15-4, 15-11, 15-13. **Second Round:** UC San Diego def. Menlo, 8-15, 15-13, 15-8, 15-7; Juniata def. Albany (N.Y.), 15-13, 15-12, 15-6; Wis.-La Crosse def. Elmhurst, 5-15, 15-10, 6-15, 15-12, 15-9; Calvin def. Ohio Northern, 6-15, 15-8, 15-6, 15-7. **Semifinals:** UC San Diego def. Juniata, 15-10, 16-14, 15-1; Calvin def. Wis.-La Crosse, 15-10, 15-9, 7-15, 15-11. **Third Place:** Wis.-La Crosse def. Juniata, 12-15, 15-12, 15-4, 15-11. **Championship:** UC San Diego def. Calvin, 15-4, 10-15, 3-15, 15-3, 15-5.

1987 First Round: Menlo def. Pomona-Pitzer, 15-10, 6-15, 12-15, 15-11, 15-4; Cal St. San B'dino def. La Verne, 6-15, 15-3, 18-16, 15-9; UC San Diego def. Menlo, 15-11, 15-12, 15-3; Cal St. San B'dino def. Colorado Col., 14-16, 15-3, 15-8, 8-15, 15-8; Hope def. Buffalo, 15-5, 12-15, 15-3, 15-11; Ohio Northern def. Allegheny, 15-13, 15-3, 14-16, 15-9; Benedictine (Ill.) def. Hope, 8-15, 15-8, 15-11, 12-15, 15-12; Washington-St. Louis def. Ohio Northern, 7-15, 15-12, 6-15, 16-14, 15-7; Wis.-Whitewater def. St. Thomas (Minn.), 15-8, 18-16, 9-15, 15-7; St. Benedict def. Wheaton (Ill.), 15-10, 6-15, 7-15, 16-14, 15-10; Wis.-Whitewater def. Wis.-Eau Claire, 15-8, 9-15, 15-6, 9-15, 15-8; Elmhurst def. St. Benedict, 15-10, 15-8, 13-15, 15-10; Cortland St. def. Ithaca, 16-14, 7-15, 15-10, 15-10; Eastern Conn. St. def. East. Mennonite, 10-15, 11-15, 15-8, 15-6, 15-9; Cortland St. def. Albany (N.Y.), 15-10, 6-15, 15-7, 15-12; Juniata def. Eastern Conn. St., 15-10, 15-6, 15-9. **Second Round:** UC San Diego def. Cal St. San B'dino, 15-7, 15-11, 15-11; Benedictine (Ill.) def. Washington-St. Louis, 15-10, 15-4, 15-6; Elmhurst def. Wis.-Whitewater, 14-16, 15-5, 15-2, 15-4; Juniata def. Cortland St., 15-1, 12-15, 15-10, 15-4. **Semifinals:** UC San Diego def. Benedictine (Ill.), 15-17, 15-13, 15-11, 15-9; Elmhurst def. Juniata, 13-15, 15-4, 15-9, 15-2. **Third Place:** Benedictine (Ill.) def. Juniata, 14-16, 8-15, 15-11, 15-10, 15-4. **Championship:** UC San Diego def. Elmhurst, 16-14, 16-14, 15-10.

1988 First Round: Pomona-Pitzer def. MIT, 15-1, 15-4, 15-13; La Verne def. Cal St. San B'dino, 15-5, 15-8, 14-16, 15-13; UC San Diego def. Pomona-Pitzer, 15-6, 15-3, 15-9; La Verne def. Colorado Col., 6-15, 15-2, 12-15, 15-13, 15-12; Juniata def. Smith, 15-8, 15-8, 15-8; Cortland St. def. Rochester, 15-5, 17-15, 16-18, 15-7; Juniata def. Allegheny, 15-11, 15-3, 15-7; Cortland St. def. Albany (N.Y.), 10-15, 15-8, 15-6, 15-10; Ohio Northern def. Calvin, 15-8, 15-13, 11-15, 12-15, 15-5; Muskingum def. Bridgewater (Va.), 15-7, 16-14, 15-0; Ohio Northern def. Kenyon, 15-6, 5-15, 15-3, 9-15, 15-11; Benedictine (Ill.) def. Muskingum, 15-7, 15-8, 15-7; St. Benedict def. Wis.-Eau Claire, 15-4, 15-8, 16-14; St. Thomas (Minn.) def. Elmhurst, 4-15, 15-13, 15-10, 15-5; Washington-St. Louis def. St. Benedict, 8-15, 14-16, 15-12, 15-9, 15-11; Wis.-Whitewater def. St. Thomas (Minn.), 15-10, 15-9, 7-15, 16-18, 15-12. **Quarterfinals:** UC San Diego def. La Verne, 15-0, 15-5, 12-15, 15-6; Juniata def. Cortland St., 13-15, 15-1, 15-3, 15-11; Benedictine (Ill.) def. Ohio Northern, 15-5, 15-5, 3-15, 15-0; Wis.-Whitewater def. Washington-St. Louis, 15-11, 15-11, 14-16, 6-15, 15-10. **Semifinals:** UC San Diego def. Juniata, 12-15, 13-15, 15-7, 15-7, 15-5; Benedictine (Ill.) def. Wis.-Whitewater, 17-15, 4-15, 15-8, 15-10. **Third Place:**

Juniata def. Wis.-Whitewater, 15-13, 12-15, 5-15, 15-8, 18-16. **Championship:** UC San Diego def. Benedictine (Ill.), 14-16, 15-6, 6-15, 10-15, 15-2.

1989 First Round: Menlo def. Cal St. San B'dino, 15-6, 15-9, 15-10; Colorado Col. def. Eastern Conn. St., 15-8, 15-5, 15-10; Menlo def. UC San Diego, 15-6, 15-6, 10-15, 7-15, 15-11; La Verne def. Colorado Col., 6-15, 15-13, 2-15, 15-13, 15-8; Muskingum def. Wheaton (Ill.), 15-5, 15-10, 15-4; Calvin def. MIT, 15-6, 15-8, 15-7; Muskingum def. Benedictine (Ill.), 9-15, 17-15, 15-10, 3-15, 15-10; Ohio Northern def. Calvin, 15-4, 8-15, 15-7, 15-12; Wis.-Whitewater def. St. Thomas (Minn.), 15-6, 15-13, 4-15, 10-15, 15-10; Wis.-Eau Claire def. Neb. Wesleyan, 15-9, 15-5, 15-10; St. Benedict def. Wis.-Whitewater, 12-15, 16-14, 15-2, 7-15, 15-10; Washington-St. Louis def. Wis.-Eau Claire, 7-15, 15-8, 15-13, 15-3; McDaniel def. Brockport St., 13-15, 13-15, 15-1, 15-4, 15-4; Bridgewater (Va.) def. Rochester Inst., 15-3, 9-15, 15-11, 15-4; Cortland St. def. McDaniel, 16-14, 10-15, 15-11, 15-13; Juniata def. Bridgewater (Va.), 15-7, 15-12, 11-15, 15-7. **Quarterfinals:** Menlo def. La Verne, 15-10, 15-12, 15-6; Ohio Northern def. Muskingum, 15-6, 15-4, 15-8; Washington-St. Louis def. St. Benedict, 15-12, 15-10, 15-9; Juniata def. Cortland St., 15-12, 15-6, 15-8. **Semifinals:** Ohio Northern def. Menlo, 15-9, 15-11, 6-15, 15-12; Washington-St. Louis def. Juniata, 15-10, 15-5, 15-13. **Third Place:** Juniata def. Menlo, 15-12, 15-8, 13-15, 15-6. **Championship:** Washington-St. Louis def. Ohio Northern, 15-10, 15-9, 15-11.

1990 First Round: Calvin def. Allegheny, 13-15, 15-7, 15-6, 16-14; Ohio Northern def. MIT, 15-4, 15-5, 15-12; Washington-St. Louis def. Calvin, 15-11, 15-13, 15-7; Kalamazoo def. Ohio Northern, 16-14, 15-8, 15-12; Cortland St. def. Mary Washington, 15-2, 15-10, 15-12; Brockport St. def. Rochester Inst., 15-10, 16-18, 15-8, 5-15, 15-11; Juniata def. Cortland St., 18-16, 15-6, 15-13; Stony Brook def. Brockport St., 11-15, 15-9, 18-16, 15-6; Wis.-Oshkosh def. Carthage, 13-15, 15-11, 3-15, 16-14, 15-11; Simpson def. Benedictine (Ill.), 15-3, 8-15, 15-8, 15-8; St. Thomas (Minn.) def. Wis.-Oshkosh, 8-15, 15-6, 15-13, 16-14; St. Benedict def. Simpson, 6-15, 15-6, 15-8, 15-7; La Verne def. Cal St. San B'dino, 8-15, 15-9, 15-13, 15-13; Colorado Col. def. Greensboro, 15-3, 15-7, 15-13; Pomona-Pitzer def. La Verne, 15-5, 11-15, 15-7, 6-15, 15-10; UC San Diego def. Colorado Col., 15-12, 15-7, 15-13.

Quarterfinals: Washington-St. Louis def. Kalamazoo, 15-1, 15-8, 15-5; Juniata def. Stony Brook, 15-9, 15-8, 11-15, 15-12; St. Benedict def. St. Thomas (Minn.), 15-13, 15-9, 5-15, 15-4; UC San Diego def. Pomona-Pitzer, 15-6, 15-6, 15-12. **Semifinals:** Washington-St. Louis def. Juniata, 15-4, 15-12, 14-16, 15-5; UC San Diego def. St. Benedict, 15-6, 15-6, 15-9. **Third Place:** St. Benedict def. Juniata, 15-3, 15-11, 15-8. **Championship:** UC San Diego def. Washington-St. Louis, 15-4, 13-15, 9-15, 15-6.

1991 Regionals: Cortland St. def. Brockport St., 15-8, 15-7, 15-12; Stony Brook def. Wellesley, 10-15, 15-12, 15-13, 15-5; UC San Diego def. Cortland St., 15-7, 15-7, 15-13; Stony Brook def. Rochester Inst., 15-8, 8-15, 15-1, 7-15, 15-12; Ohio Northern def. Gettysburg, 15-11, 15-9, 15-5; Mary Washington def. Allegheny, 15-5, 15-11, 15-8; Juniata def. Ohio Northern, 15-8, 15-9, 15-12; St. Benedict def. Mary Washington, 15-7, 15-5, 16-14; Benedictine (Ill.) def. Ill. Wesleyan, 17-16, 15-9, 17-16; Wis.-Oshkosh def. Calvin, 15-9, 15-9, 15-13; Benedictine (Ill.) def. La Verne, 15-8, 15-12, 5-15, 15-7; Wis.-Oshkosh def. Kalamazoo, 8-15, 16-14, 15-11, 9-15, 16-14; St. Thomas (Minn.) def. Menlo, 11-15, 15-9, 8-15, 15-6, 19-17; Simpson def. DePauw, 14-16, 15-8, 15-9, 9-15, 15-10; St. Thomas (Minn.) def. Thomas More, 15-7, 15-7, 10-15, 15-13; Washington-St. Louis def. Simpson, 15-3, 15-8, 15-7.

Quarterfinals: UC San Diego def. Stony Brook, 15-10, 15-2, 15-9; Juniata def. St. Benedict, 14-16, 15-11, 15-6, 15-7; Wis.-Oshkosh def. Benedictine (Ill.), 15-11, 15-10, 12-15, 15-6; Washington-St. Louis def. St. Thomas (Minn.), 15-6, 15-8, 15-7. **Semifinals:** UC San Diego def. Juniata, 15-6, 15-7, 15-7; Washington-St. Louis def. Wis.-Oshkosh, 15-17, 15-12, 15-1, 15-7. **Third Place:** Juniata def. Wis.-Oshkosh, 15-4, 15-5, 13-15, 15-10. **Championship:** Washington-St. Louis def. UC San Diego, 14-16, 15-6, 9-15, 15-13, 15-8.

1992 Regionals: Wis.-La Crosse def. Wis.-Whitewater, 8-15, 15-9, 15-12, 11-15, 15-9; Wis.-Platteville def. St. Benedict, 15-5, 15-12, 11-15, 15-11; Washington-St. Louis def. Wis.-La Crosse, 15-6, 11-15, 15-2, 15-1; St. Thomas (Minn.) def. Wis.-Platteville, 15-11, 8-15, 15-9, 9-15, 23-21; Baldwin-Wallace def. Muskingum, 15-6, 3-15, 15-12, 15-10; Benedictine (Ill.) def. Elmhurst, 15-13, 6-15, 15-7, 15-7; Calvin def. Baldwin-Wallace, 15-10, 15-2, 15-2; Thomas More def. Benedictine (Ill.), 15-4, 15-8, 15-10; La Verne def. Claremont-M-S, 9-15, 15-2, 15-9, 7-15, 15-7; Trinity (Tex.) def. Colorado Col., 16-14, 15-11, 14-16, 14-16, 15-12; UC San Diego def. La Verne,

15-13, 3-15, 15-8, 15-7; Menlo def. Trinity (Tex.), 15-4, 2-15, 15-12, 15-10; Rochester Inst. def. Cortland St., 15-4, 15-10, 15-9; Brockport St. def. Upsala, 15-6, 17-15, 7-15, 15-4; Stony Brook def. Rochester Inst., 15-5, 13-15, 15-9, 15-3; Juniata def. Brockport St., 15-12, 15-12, 15-4. **Quarterfinals:** Washington-St. Louis def. St. Thomas (Minn.), 15-8, 7-15, 15-11, 15-8; Calvin def. Thomas More, 16-14, 15-12, 8-15, 15-12; UC San Diego def. Menlo, 15-8, 15-13, 15-3; Stony Brook def. Juniata, 15-4, 15-2, 15-13. **Semifinals:** Washington-St. Louis def. Calvin, 15-9, 15-8, 13-15, 15-5; UC San Diego def. Stony Brook, 15-13, 15-3, 6-15, 9-15, 15-12. **Third Place:** Stony Brook def. Calvin, 11-15, 15-11, 9-15, 15-6, 15-8. **Championship:** Washington-St. Louis def. UC San Diego, 15-11, 15-9, 15-6.

1993 First Round: Washington-St. Louis def. Illinois Col., 15-11, 15-9, 15-10; Wis.-Eau Claire def. Wis.-Oshkosh, 9-15, 1-15, 15-9, 15-10, 15-7; Benedictine (Ill.) def. Kalamazoo, 8-15, 15-3, 15-13, 15-10; St. Norbert def. Wis.-Whitewater, 8-15, 15-11, 7-15, 15-12, 15-13; Rochester def. Ithaca, 15-8, 15-5, 15-10; Stony Brook def. Cortland St., 15-5, 10-15, 13-15, 15-7, 15-11; Bates def. Eastern Conn. St., 15-5, 14-16, 15-12, 15-5; Rochester Inst. def. Brockport St., 9-15, 15-10, 15-9, 13-15, 19-17; Juniata def. Gettysburg, 15-7, 15-6, 15-5; John Carroll def. Guilford, 15-4, 15-5, 15-6; Ohio Northern def. Wittenberg, 15-11, 4-15, 10-15, 15-13, 15-6; Thomas More def. Maryville (Tenn.), 15-3, 15-6, 15-2; Claremont-M-S def. Redlands, 15-6, 15-9, 2-15, 15-12; Trinity (Tex.) def. Occidental, 15-8, 15-4, 15-3; St. Benedict def. St. Olaf, 12-15, 9-15, 15-12, 15-11, 15-9; UC San Diego def. Pomona-Pitzer, 15-4, 15-8, 16-14. **Regionals:** Washington-St. Louis def. Wis.-Eau Claire, 15-3, 15-10, 11-15, 17-15; Benedictine (Ill.) def. St. Norbert, 4-15, 18-16, 15-12, 15-7; Washington-St. Louis def. Benedictine (Ill.), 15-4, 15-6, 15-9; Rochester def. Stony Brook, 15-11, 15-11, 9-15, 13-15, 15-7; Rochester Inst. def. Bates, 15-6, 15-8, 15-5; Rochester Inst. def. Rochester, 15-13, 15-4, 10-15, 16-14; Juniata def. John Carroll, 15-8, 15-5, 15-13; Thomas More def. Ohio Northern, 13-15, 15-4, 15-13, 15-12; Juniata def. Thomas More, 15-13, 15-2, 15-7; Claremont-M-S def. Trinity (Tex.), 14-16, 15-11, 9-15, 15-10, 15-13; UC San Diego def. St. Benedict, 15-11, 15-11, 15-3; UC San Diego def. Claremont-M-S, 15-6, 8-15, 15-9, 15-6. **Semifinals:** Washington-St. Louis def. Rochester Inst., 15-7, 12-15, 15-7, 15-7; Juniata def. UC San Diego, 7-15, 15-9, 15-11, 15-9. **Third Place:** Rochester Inst. def. UC San Diego, 15-3, 15-9, 6-15, 13-15, 15-8. **Championship:** Washington-St. Louis def. Juniata, 15-9, 15-11, 15-11.

1994 Regionals: Washington-St. Louis def. Emory, 15-7, 15-4, 15-3; Trinity (Tex.) def. Thomas More, 9-15, 15-11, 3-15, 15-6, 15-8; Washington-St. Louis def. Trinity (Tex.), 15-3, 15-10, 15-6; Cal Lutheran def. Occidental, 15-15, 15-9, 14-16, 15-9, 15-9; UC San Diego def. Chapman, 15-1, 15-5, 15-6; UC San Diego def. Cal Lutheran, 15-6, 11-15, 15-10, 15-5; Stony Brook def. Williams, 15-12, 15-9, 15-2; Eastern Conn. St. def. MIT, 15-7, 15-11, 2-15, 15-11; Stony Brook def. Eastern Conn. St., 15-12, 15-6, 15-4; Brockport St. def. Oswego St., 15-8, 13-15, 15-5, 15-12; Ithaca def. New York U., 15-7, 15-11, 15-1; Ithaca def. Brockport St., 15-12, 15-6, 15-6; Juniata def. Kean, 15-2, 15-3, 15-3; Gettysburg def. Frank & Marsh., 7-15, 15-7, 15-7, 15-11; Juniata def. Gettysburg, 15-2, 15-9, 15-8; John Carroll def. Bluffton, 11-15, 15-8, 19-17, 15-8; Ohio Northern def. Kalamazoo, 4-15, 15-8, 13-15, 15-13, 15-10; John Carroll def. Ohio Northern, 16-14, 17-15, 15-12; Wis.-Oshkosh def. Wis.-Stout, 15-9, 14-16, 15-13, 15-9; Wis.-Eau Claire def. Wis.-Whitewater, 14-16, 15-3, 15-5, 4-15, 15-12; Wis.-Oshkosh def. Wis.-Eau Claire, 16-14, 15-10, 15-6; St. Benedict def. Simpson, 15-10, 5-15, 15-7, 9-15, 16-14; St. Olaf def. Dubuque, 15-8, 15-9, 17-15; St. Olaf def. St. Benedict, 15-6, 15-5, 15-5. **Quarterfinals:** Washington-St. Louis def. UC San Diego, 15-6, 15-6, 11-15, 15-12; Ithaca def. Stony Brook, 15-11, 15-8, 15-8; Juniata def. John Carroll, 15-7, 15-12, 15-6; Wis.-Oshkosh def. St. Olaf, 6-15, 10-15, 15-6, 15-8, 15-13. **Semifinals:** Washington-St. Louis def. Ithaca, 15-3, 15-7, 15-7; Wis.-Oshkosh def. Juniata, 6-15, 11-15, 15-7, 15-7, 15-11. **Third Place:** Juniata def. Ithaca, 15-12, 15-3, 15-11. **Championship:** Washington-St. Louis def. Wis.-Oshkosh, 15-10, 15-4, 15-9.

1995 Regionals: Juniata def. DeSales, 15-6, 15-2, 16-14; Gettysburg def. Kean, 15-8, 15-13, 8-15, 15-6; Juniata def. Gettysburg, 15-11, 15-8, 15-8; Trinity (Tex.) def. Thomas More, 15-12, 11-15, 15-10, 15-8; Washington-St. Louis def. Southwestern (Tex.), 15-2, 15-6, 15-5; Washington-St. Louis def. Trinity (Tex.), 15-11, 15-10, 15-9; Springfield def. Williams, 15-7, 15-4, 15-10; Coast Guard def. Eastern Conn. St., 15-12, 11-15, 15-2, 15-13; Springfield def. Coast Guard, 15-6, 11-15, 15-10, 15-8; Rochester def. Cortland St., 17-15, 6-15, 15-7, 15-7; Ithaca def. Binghamton, 15-5, 16-14, 15-9; Ithaca def.

Rochester, 15-5, 15-9, 15-6; Cal Lutheran def. Chapman, 15-8, 15-7, 13-15, 15-7; UC San Diego def. Occidental, 15-9, 15-11, 15-6; Cal Lutheran def. UC San Diego, 16-14, 18-16, 10-15, 15-6; Ohio Northern def. Calvin, 15-10, 12-15, 6-15, 15-9, 15-9; John Carroll def. Kalamazoo, 15-7, 8-15, 13-15, 15-7, 15-7; John Carroll def. Ohio Northern, 17-15, 13-15, 4-15, 17-15, 15-13; Dubuque def. Concordia-Mhead, 15-9, 15-9, 10-15, 15-8; St. Olaf def. Central (Iowa), 15-7, 13-15, 15-12, 15-8; St. Olaf def. Dubuque, 15-7, 15-6, 13-15, 12-15, 18-16; Wis.-Oshkosh def. Wis.-River Falls, 15-8, 15-9, 5-15, 13-15, 15-11; Wis.-Whitewater def. Millikin, 15-7, 10-15, 15-3, 15-4; Wis.-Whitewater def. Wis.-Oshkosh, 15-11, 11-15, 15-12, 15-11. **Quarterfinals:** Washington-St. Louis def. Juniata, 15-8, 7-15, 15-13, 15-2; Ithaca def. Springfield, 12-15, 7-15, 15-7, 15-8, 15-11; Cal Lutheran def. John Carroll, 11-15, 15-8, 15-4, 15-11; Wis.-Whitewater def. St. Olaf, 15-9, 5-15, 15-3, 15-6. **Semifinals:** Washington-St. Louis def. Ithaca, 15-5, 16-14, 15-11; Cal Lutheran def. Wis.-Whitewater, 10-15, 6-15, 15-7, 15-11, 15-13. **Third Place:** Wis.-Whitewater def. Ithaca, 18-16, 15-9, 15-12. **Championship:** Washington-St. Louis def. Cal Lutheran, 15-6, 17-19, 13-15, 15-11, 15-11.

1996 Regionals: Juniata def. Gallaudet, 15-4, 15-11, 16-14; Gettysburg def. Frank & Marsh., 15-11, 15-9, 15-4; Juniata def. Gettysburg, 15-12, 15-8, 15-7; Springfield def. Eastern Conn. St., 15-11, 15-2, 15-12; Coast Guard def. Tufts, 15-12, 15-3, 15-2; Springfield def. Coast Guard, 15-11, 15-1, 16-14; Ohio Northern def. Muskingum, 6-15, 15-10, 15-8, 15-3; Wittenberg def. Bluffton, 8-15, 16-14, 15-9, 9-15, 15-11; Ohio Northern def. Wittenberg, 15-4, 15-11, 15-9; Wis.-Whitewater def. Wis.-Eau Claire, 15-8, 15-2, 11-15, 15-5; Wis.-Oshkosh def. Wis.-River Falls, 9-15, 15-12, 15-2, 16-14; Wis.-Oshkosh def. Wis.-Whitewater, 12-15, 15-12, 15-12, 15-13; Cal Lutheran def. Pomona-Pitzer, 11-15, 15-8, 12-15, 15-11, 15-11; UC San Diego def. La Verne, 15-5, 15-8, 15-10; UC San Diego def. Cal Lutheran, 15-6, 15-11, 16-14; St. Olaf def. Concordia-Mhead, 14-16, 15-8, 15-8, 15-2; Neb. Wesleyan def. Central (Iowa), 15-6, 15-10, 15-13; St. Olaf def. Neb. Wesleyan, 3-15, 15-7, 18-16, 15-3; Cortland St. def. Geneseo St., 15-13, 15-8, 15-8; Rochester Inst. def. Ithaca, 15-12, 15-12, 15-8; Cortland St. def. Rochester Inst., 15-11, 15-6, 15-10; Emory def. Trinity (Tex.), 15-11, 8-15, 15-3, 4-15, 15-5; Washington-St. Louis def. SCAD, 15-5, 15-8, 15-11; Washington-St. Louis def. Emory, 15-5, 15-7, 15-4. **Quarterfinals:** Juniata def. Springfield, 16-14, 15-3, 15-5; Wis.-Oshkosh def. Ohio Northern, 15-1, 15-8, 15-10; St. Olaf def. UC San Diego, 12-15, 15-11, 15-11, 15-1; Washington-St. Louis def. Cortland St., 15-1, 15-3, 15-8. **Semifinals:** Juniata def. Wis.-Oshkosh, 11-15, 15-7, 15-17, 15-1, 15-13; Washington-St. Louis def. St. Olaf, 9-15, 15-9, 18-16, 15-5. **Third Place:** St. Olaf def. Wis.-Oshkosh, 15-9, 15-10, 13-15, 15-10. **Championship:** Washington-St. Louis def. Juniata, 15-8, 15-9, 15-7.

1997 Regionals: Frank & Marsh. def. York (Pa.), 10-15, 15-3, 15-8, 15-13; Lycoming def. Moravian, 15-13, 15-13, 12-15, 15-10; Juniata def. Frank & Marsh., 15-12, 15-7, 15-10; Gettysburg def. Lycoming, 14-16, 15-12, 15-6, 15-6; Juniata def. Gettysburg, 15-4, 11-15, 15-10, 15-12; Rochester Inst. def. Binghamton, 15-10, 15-6, 9-15, 15-6; St. John Fisher def. Rochester, 16-14, 15-8, 16-14; Cortland St. def. Rochester Inst., 15-10, 16-4, 15-8; Ithaca def. St. John Fisher, 15-9, 15-7, 15-6; Cortland St. def. Ithaca, 11-15, 15-7, 7-15, 15-12, 15-11; Coast Guard def. Eastern Conn. St., 9-15, 15-0, 16-14, 6-15, 15-13; Wheaton (Mass.) def. MIT, 15-12, 6-15, 15-3, 15-13; Wellesley def. Coast Guard, 15-9, 7-15, 15-7, 15-13; Wheaton (Mass.) def. Springfield, 15-10, 15-13, 15-9; Wellesley def. Wheaton (Mass.), 15-7, 15-10, 15-11; Thomas More def. SCAD, 15-3, 15-8, 15-3; Trinity (Tex.) def. Southwestern (Tex.), 12-15, 15-6, 15-10, 17-15; Emory def. Thomas More, 15-9, 13-15, 15-11, 16-14; Washington-St. Louis def. Trinity (Tex.), 13-15, 15-10, 15-7, 15-13; Washington-St. Louis def. Emory, 15-9, 15-10, 15-9; Calvin def. Muskingum, 15-9, 15-8, 16-14; Ohio Northern def. Bluffton, 15-4, 15-12, 15-12; Calvin def. Wittenberg, 13-15, 5-15, 15-13, 15-10, 15-10; Ohio Northern def. Hope, 13-15, 11-15, 15-8, 15-6, 16-14; Ohio Northern def. Calvin, 15-6, 18-16, 15-7; Simpson def. Neb. Wesleyan, 15-12, 11-15, 15-8, 8-15, 15-13; Wartburg def. St. Olaf, 13-15, 15-7, 15-9, 15-12; Central (Iowa) def. Simpson, 16-14, 16-14, 15-10; St. Benedict def. Wartburg, 15-11, 6-15, 15-11, 15-11; Central (Iowa) def. St. Benedict, 15-10, 15-7, 15-17; Wis.-Oshkosh def. Wis.-Platteville, 15-11, 10-15, 14-16, 15-6, 15-13; Wis.-Eau Claire def. Ill. Wesleyan, 18-16, 15-6, 15-10; Wis.-Whitewater def. Wis.-Oshkosh, 15-11, 15-13, 15-7; Wis.-Eau Claire def. Wis.-La Crosse, 15-13, 15-11, 18-16; Wis.-Whitewater def. Wis.-Eau Claire, 15-5, 15-10, 4-15, 15-2; Chapman def. Cal Lutheran, 15-9, 15-4, 15-9; Claremont-M-S def. Pomona-Pitzer, 15-3, 15-10, 15-13; La Verne def. Chapman, 6-15, 15-12, 8-15, 15-4, 16-14; UC San Diego def. Claremont-M-S, 15-

4, 15-10, 15-9; UC San Diego def. La Verne, 15-4, 15-9, 15-11. **Quarterfinals:** Juniata def. Cortland St., 15-11, 7-15, 15-9, 15-6; Washington-St. Louis def. Wellesley, 15-8, 16-14, 8-15, 17-15; Central (Iowa) def. Ohio Northern, 15-7, 15-17, 15-7, 15-6; UC San Diego def. Wis.-Whitewater, 15-13, 16-14, 15-9. **Semifinals:** Juniata def. Washington-St. Louis, 15-13, 15-13, 15-4; UC San Diego def. Central (Iowa), 15-3, 15-8, 6-15, 16-18, 15-13. **Third Place:** Central (Iowa) def. Washington-St. Louis, 15-9, 15-11, 15-4. **Championship:** UC San Diego def. Juniata, 12-15, 6-15, 15-6, 15-13, 15-11.

1998 Regionals: Lycoming def. Frank & Marsh., 10-15, 16-14, 15-8, 15-8; Gettysburg def. Salisbury, 16-14, 15-9, 15-10; Juniata def. Lycoming, 15-9, 15-5, 15-8; Gettysburg def. Moravian, 15-12, 15-13, 8-15, 15-13; Juniata def. Gettysburg, 15-3, 15-4, 15-7; Southwestern (Tex.) def. DePauw, 7-15, 15-6, 6-15, 15-9, 15-13; Emory def. SCAD, 15-5, 15-7, 15-9; Trinity (Tex.) def. Southwestern (Tex.), 15-5, 15-9, 15-7; Washington-St. Louis def. Emory, 15-7, 15-5, 15-8; Washington-St. Louis def. Trinity (Tex.), 15-7, 16-14, 15-12; Hope def. Calvin, 11-15, 15-7, 15-5, 16-14; Muskingum def. Ohio Northern, 15-10, 15-9, 15-6; Hope def. Wittenberg, 7-15, 15-8, 15-3, 13-15, 15-13; Muskingum def. Mt. St. Joseph, 15-7, 15-13, 16-14; Muskingum def. Hope, 15-11, 15-8, 15-3; Cal St. East Bay def. Colorado Col., 15-7, 15-6, 15-10; Willamette def. Linfield, 15-13, 15-12, 11-15, 15-6; Cal St. East Bay def. Cal Lutheran, 15-8, 20-18, 16-14; UC San Diego def. Willamette, 15-12, 13-15, 15-2, 15-4; UC San Diego def. Cal St. East Bay, 15-5, 15-8, 15-8; New York U. def. Elmira, 8-15, 15-3, 15-5, 15-8; Ithaca def. St. John Fisher, 15-10, 13-15, 15-9, 15-10; Cortland St. def. New York U., 15-11, 15-6, 16-14; Ithaca def. Rochester Inst., 10-15, 15-13, 15-17, 15-9, 15-9; Cortland St. def. Ithaca, 15-12, 15-8, 15-4; Amherst def. MIT, 14-16, 15-4, 15-7, 7-15, 15-13; Eastern Conn. St. def. Middlebury, 15-9, 15-11, 15-7; Williams def. Amherst, 15-13, 15-7, 13-15, 15-9; Wellesley def. Eastern Conn. St., 15-2, 15-6, 15-5; Wellesley def. Williams, 16-14, 13-15, 15-4, 15-4; Wis.-Stout def. Elmhurst, 15-13, 10-15, 16-14, 1-15, 15-12; Wis.-La Crosse def. Ill. Wesleyan, 16-14, 15-5, 15-13; Wis.-Whitewater def. Wis. Stout, 15-12, 15-1, 15-9; Wis.-River Falls def. Wis. La Crosse, 15-8, 3-15, 15-10, 15-6; Wis.-Whitewater def. Wis.-River Falls, 10-15, 9-15, 15-3, 15-9, 15-10; Neb. Wesleyan def. Dubuque, 17-15, 15-4, 15-13; St. Olaf def. St. Benedict, 15-11, 15-6, 15-5, 12-15, 17-15; Neb. Wesleyan def. Wartburg, 15-5, 13-15, 6-15, 15-3, 15-10; Central (Iowa) def. St. Olaf, 10-15, 15-2, 15-4, 15-2; Central (Iowa) def. Neb. Wesleyan, 11-15, 15-7, 15-4, 15-13. **Quarterfinals:** Juniata def. Washington-St. Louis, 15-13, 4-15, 7-15, 15-2, 15-2; UC San Diego def. Muskingum, 15-12, 11-15, 15-6, 17-15; Wellesley def. Cortland St., 13-15, 15-13, 15-12, 10-15, 15-13; Central (Iowa) def. Wis.-Whitewater, 16-14, 15-11, 15-4. **Semifinals:** UC San Diego def. Juniata, 15-13, 12-15, 15-9, 15-9; Central (Iowa) def. Wellesley, 15-9, 15-10, 15-6. **Championship:** Central (Iowa) def. UC San Diego, 15-10, 12-15, 15-6, 8-15, 15-13.

1999 Regionals: Rochester Inst. def. Gallaudet, 18-16, 15-7, 15-12; Gettysburg def. Alfred, 15-1, 15-4, 15-5; Muskingum def. Gettysburg, 15-1, 15-7, 15-8; Rochester Inst. def. Frostburg St., 16-14, 15-10, 15-7; Muskingum def. Rochester Inst., 15-9, 15-7, 15-11; Frank & Marsh. def. Eastern, 15-9, 15-6, 15-10; Scranton def. Richard Stockton, 15-5, 15-12, 15-5; Moravian def. Frank & Marsh., 10-15, 15-11, 15-12, 15-12; Juniata def. Scranton, 15-3, 15-3, 9-15, 15-3; Juniata def. Moravian, 15-12, 15-4, 15-3; Elmira def. Merchant Marine, 15-8, 15-1, 15-13; Skidmore def. Hunter, 15-5, 15-8, 15-9; Cortland St. def. Elmira, 15-6, 15-3, 15-1; Ithaca def. Skidmore, 15-3, 15-9, 15-6; Ithaca def. Cortland St., 2-15, 6-15, 15-13, 15-4, 15-12; Millikin def. Marian (Wis.), 15-5, 15-9, 1-15, 15-13; Lake Forest def. Calvin, 15-13, 15-12, 8-15, 15-9; Wis.-Whitewater def. Millikin, 15-3, 15-11, 15-5; Mt. St. Joseph def. Lake Forest, 10-15, 16-14, 8-15, 15-9, 15-4; Mt. St. Joseph def. Wis.-Whitewater, 12-15, 15-12, 15-8, 15-7; SCAD def. Wash. & Lee, 15-1, 11-15, 10-15, 15-7, 15-11; Austin def. Averett, 15-9, 15-7, 15-12; Trinity (Tex.) def. Austin, 15-12, 15-9, 15-3; SCAD def. Emory, 15-13, 15-10, 6-15, 5-15, 15-13; Trinity (Tex.) def. SCAD, 15-10, 15-6, 15-2; Colby-Sawyer def. Johnson & Wales (R.I.), 15-13, 15-3, 15-3; Western Conn. St. def. Bridgewater St., 15-2, 15-7, 15-5; Wellesley def. Colby-Sawyer, 15-4, 15-10, 15-1; Amherst def. Western Conn. St., 15-10, 15-10, 4-15, 15-8; Wellesley def. Amherst, 15-5, 15-5, 15-10; Colorado Col. def. Cal Lutheran, 15-9, 14-16, 8-15, 15-8, 15-6; Pacific Lutheran def. Bethel (Minn.), 15-6, 11-15, 15-3, 8-15, 16-14; UC San Diego def. Pacific Lutheran, 15-4, 15-17, 15-10; Cal St. East Bay def. Colorado Col., 15-12, 15-13, 15-7; UC San Diego def. Cal St. East Bay, 16-14, 15-10, 15-4; Thomas More def. Wittenberg, 16-14, 7-15, 15-10, 15-9; Washington-St. Louis def. Westminster (Mo.), 15-5, 15-5, 8-15, 15-8; Central (Iowa) def. Thomas More, 15-9, 15-6, 15-8; Washington-St.

Louis def. Wis.-River Falls, 15-6, 15-11, 15-11; Central (Iowa) def. Washington-St. Louis, 15-6, 15-12, 15-6. **Quarterfinals:** Central (Iowa) def. UC San Diego, 15-4, 15-7, 15-5; Juniata def. Wellesley, 15-12, 17-15, 12-15, 15-12; Muskingum def. Mt. St. Joseph, 15-10, 15-2, 17-15; Trinity (Tex.) def. Ithaca, 15-13, 15-7, 15-11. **Semifinals:** Trinity (Tex.) def. Muskingum, 16-14, 15-11, 15-10; Central (Iowa) def. Juniata, 15-11, 12-15, 15-12. **Third Place:** Muskingum def. Juniata, 11-15, 2-15, 15-6, 16-14, 15-9. **Championship:** Central (Iowa) def. Trinity (Tex.), 15-8, 16-14, 15-7.

2000 Regionals: Hope def. DePauw, 15-12, 2-15, 15-6, 15-8; Elmhurst def. Lake Forest, 15-4, 15-7, 15-1; Wis.-Whitewater def. Hope, 15-4, 15-5, 15-7; Elmhurst def. Wis.-River Falls, 14-16, 15-13, 13-15, 15-9, 15-13; Wis.-Whitewater def. Elmhurst, 15-6, 10-15, 15-12, 5-15, 15-9; Cal St. East Bay def. Austin, 15-6, 15-9, 15-9; Trinity (Tex.) def. Colorado Col., 15-11, 15-11, 15-5; La Verne def. Cal St. East Bay, 15-5, 15-10, 12-15, 15-8; Puget Sound def. Trinity (Tex.), 15-4, 15-17, 15-3; Puget Sound def. La Verne, 15-5, 15-10, 15-13; Ithaca def. Skidmore, 15-8, 15-6, 15-13; Cortland St. def. Hunter, 15-5, 15-2, 15-7; Ithaca def. Elmira, 15-3, 15-5, 12-15, 15-7; Cortland St. def. Nazareth, 14-16, 10-15, 15-9, 15-10, 15-10; Cortland St. def. Ithaca, 15-8, 15-11, 8-15, 12-15, 15-10; Western Conn. St. def. Eastern, 11-15, 15-10, 15-5, 15-8; Richard Stockton def. King's (Pa.), 15-12, 15-13, 9-15, 15-11; Frank & Marsh. def. Western Conn. St., 16-14, 15-12, 15-3; Juniata def. Richard Stockton, 15-6, 15-5, 15-13; Juniata def. Frank & Marsh., 15-8, 15-5, 15-2; SCAD def. Bridgewater (Va.), 15-7, 15-13, 15-2; Averett def. Salisbury, 15-6, 15-12, 15-11; Washington-St. Louis def. SCAD, 15-4, 18-16, 15-9; Emory def. Averett, 15-9, 16-14, 15-5; Washington-St. Louis def. Emory, 15-6, 15-8, 15-6; Bates def. Bridgewater St., 15-9, 15-17, 15-6, 15-8; Gordon def. Johnson & Wales (R.I.), 15-2, 15-3, 15-12; Bates def. Amherst, 15-12, 8-15, 1-15, 15-12, 15-13; Wellesley def. Gordon, 15-6, 15-5, 14-16, 15-13; Wellesley def. Bates, 15-11, 15-7, 15-4; Frostburg St. def. Baldwin-Wallace, 3-15, 17-15, 15-10, 15-13; Wittenberg def. Merchant Marine, 15-7, 15-4, 15-7; Mt. St. Joseph def. Frostburg St., 15-3, 15-3, 15-3; Wittenberg def. Ohio Northern 7-15, 15-10, 18-16, 11-15, 19-17; Mt. St. Joseph def. Wittenberg, 15-13, 15-11, 15-5; Wis.-Oshkosh def. Marian (Wis.), 15-2, 15-8, 15-9; St. Mary's (Minn.) def. Fontbonne, 15-9, 15-8, 15-6; Wis.-Oshkosh def. St. Olaf, 15-12, 15-5, 16-14; Central (Iowa) def. St. Mary's (Minn.), 15-6, 15-4, 15-6; Central (Iowa) def. Wis.-Oshkosh, 10-15, 15-7, 15-7, 15-11. **Quarterfinals:** Wis.-Whitewater def. Puget Sound, 16-14, 15-11, 13-15, 9-15, 15-13; Juniata def. Cortland St., 15-5, 15-10, 14-16, 15-8; Washington-St. Louis def. Wellesley, 15-9, 16-14, 15-10; Central (Iowa) def. Mt. St. Joseph, 15-5, 15-6, 15-6. **Semifinals:** Wis.-Whitewater def. Juniata, 15-10, 15-13, 15-8; Central (Iowa) def. Washington-St. Louis, 15-9, 15-6, 13-15, 16-14. **Third Place:** Washington-St. Louis def. Juniata, 13-15, 15-13, 15-13, 10-15, 15-12. **Championship:** Central (Iowa) def. Wis.-Whitewater, 15-10, 18-16, 15-3.

2001 Regionals: Benedictine (Ill.) def. Lake Forest, 30-26, 39-37, 21-30, 25-30, 15-13; Elmhurst def. Marian (Wis.), 30-20, 30-26, 30-18; Wis.-Whitewater def. Benedictine (Ill.), 30-17, 30-10, 30-17; Wis.-Oshkosh def. Elmhurst, 30-22, 28-30, 30-19, 30-28; Wis.-Whitewater def. Wis.-Oshkosh, 30-16, 30-26, 30-20; Washington-St. Louis def. Fontbonne, 30-17, 30-25, 30-19; Bethel (Minn.) def. Hunter, 30-14, 30-15, 30-18; Central (Iowa) def. Bethel (Minn.), 30-25, 30-28, 30-27; Washington-St. Louis def. Wartburg, 30-19, 30-21, 30-16; Washington-St. Louis def. Central (Iowa), 30-23, 30-27, 25-30, 30-21; Vassar def. Skidmore, 25-30, 30-16, 30-23, 30-24; Cortland St. def. Merchant Marine, 30-21, 30-10, 30-21; Nazareth def. Vassar, 30-16, 30-15, 30-21; Ithaca def. Cortland St., 30-26, 30-26, 24-30, 26-30, 15-12; Nazareth def. Ithaca, 29-31, 30-18, 27-30, 30-21, 15-2; Wesleyan (Conn.) def. Western Conn. St., 30-20, 18-30, 31-29, 30-23; Gordon def. Bridgewater St., 30-27, 30-26, 25-30, 30-27; Williams def. Wesleyan (Conn.), 28-30, 30-28, 30-14, 25-30, 15-9; Wellesley def. Gordon, 30-21, 30-16, 31-29; Wellesley def. Williams, 27-30, 30-26, 24-30, 30-25, 15-11; Eastern def. Scranton, 21-30, 32-30, 30-25, 36-34; Gettysburg def. Kean, 30-17, 32-30, 30-27; Juniata def. Eastern, 30-20, 30-14, 30-25; Catholic def. Gettysburg, 30-22, 30-19, 22-30, 30-27; Juniata def. Catholic, 30-20, 30-19, 30-13; Wash. & Lee def. Chris. Newport, 30-21, 30-15, 30-15; East Tex. Baptist def. Maryville (Tenn.), 30-25, 30-26, 26-30, 25-30, 15-7; Emory def. Wash. & Lee, 30-26, 30-23, 30-23; Trinity (Tex.) def. East Tex. Baptist, 30-17, 30-24, 30-25; Trinity (Tex.) def. Emory, 30-24, 30-25, 30-23; Colorado Col. def. Augustana (Ill.), 28-30, 30-23, 30-27, 30-21; La Verne def. Neb. Wesleyan, 30-25, 28-30, 31-33, 30-23, 15-11; Cal St. East Bay def. Colorado Col., 30-14, 24-30, 30-22, 30-15; La Verne def. Whitworth, 30-25, 30-28, 30-19; La Verne def. Cal St. East Bay, 30-21, 19-30, 30-25, 26-30, 15-12; Ohio

Northern def. Johnson & Wales (R.I.), 30-12, 30-10, 30-13; Carnegie Mellon def. Calvin, 30-23, 30-26, 30-23; Ohio Northern def. Wittenberg, 30-28, 30-25, 28-30, 30-23; Mt. St. Joseph def. Carnegie Mellon, 30-24, 30-21, 32-34, 30-20; Mt. St. Joseph def. Ohio Northern, 30-23, 33-35, 30-23, 30-23. **Quarterfinals:** Wis.-Whitewater def. Washington-St. Louis, 30-23, 28-30, 28-30, 30-19, 15-9; Wellesley def. Nazareth, 23-30, 30-22, 27-30, 30-26, 15-7; Juniata def. Trinity (Tex.), 30-23, 27-30, 30-25, 30-20; La Verne def. Mt. St. Joseph, 30-25, 30-25, 31-29. **Semifinals:** Wis.-Whitewater def. Wellesley, 30-19, 30-18, 30-19; La Verne def. Juniata, 27-30, 30-28, 30-17, 24-30, 15-8. **Third Place:** Juniata def. Wellesley, 27-30, 30-28, 30-26, 30-26. **Championship:** La Verne def. Wis.-Whitewater 22-30, 33-31, 16-30, 30-26, 15-12.

2002 Regionals: Kalamazoo def. Muskingum, 30-21, 14-30, 30-21, 30-32, 15-9; Ohio Northern def. Catholic, 30-21, 30-24, 30-15; Wittenberg def. Ohio Northern, 30-25, 30-26, 30-24; Mt. St. Joseph def. Kalamazoo, 30-28, 30-27, 30-25; Wittenberg def. Mt. St. Joseph, 30-26, 30-18, 30-24; St. Norbert def. Lakeland, 30-27, 24-30, 30-23, 30-22; Benedictine (Ill.) def. Bridgewater St., 30-15, 30-26, 30-16; Elmhurst def. St. Norbert, 33-31, 28-30, 27-30, 30-28, 15-12; Wis.-Whitewater def. Benedictine (Ill.), 30-18, 30-22, 30-17; Wis.-Whitewater def. Elmhurst, 31-29, 30-15, 30-27; Williams def. Western Conn. St., 30-18, 30-23, 30-21; MIT def. Johnson & Wales (R.I.), 30-28, 30-11, 30-21; Williams def. Wellesley, 30-25, 30-27, 26-30, 33-31; Gordon def. MIT, 30-19, 28-30, 30-21, 30-25; Williams def. Gordon, 30-25, 30-19, 30-20; Eastern def. Rowan, 30-18, 30-26, 30-21; Gettysburg def. Frostburg St., 27-30, 27-30, 30-14, 30-25, 15-13; King's (Pa.) def. Eastern, 33-31, 30-19, 22-30, 30-17; Juniata def. Gettysburg, 30-17, 30-17, 30-20; Juniata def. King's (Pa.), 30-22, 30-21, 30-21; Vassar def. Union (N.Y.), 34-32, 25-30, 30-14, 30-28; Oneonta St. def. Hunter, 26-30, 26-30, 31-29, 30-22, 15-12; Nazareth def. Vassar, 30-25, 30-19, 30-23; New York U. def. Oneonta St., 24-30, 26-30, 30-25, 33-31, 15-9; Nazareth def. New York U., 30-16, 30-23, 30-27; SCAD def. East Tex. Baptist, 30-24, 21-30, 31-29, 30-21; Wash. & Lee def. Chris. Newport, 30-19, 30-27, 28-30, 30-20; Emory def. SCAD, 30-23, 30-15, 30-27; Trinity (Tex.) def. Wash. & Lee, 30-17, 30-22, 30-18; Trinity (Tex.) def. Emory, 30-27, 31-29, 30-23; St. Olaf def. Maryville (Tenn.), 30-27, 30-23, 25-30, 30-14; Neb. Wesleyan def. Fontbonne, 30-24, 30-17, 30-13; Washington-St. Louis def. St. Olaf, 30-20, 30-23, 30-16; Wartburg def. Neb. Wesleyan, 22-30, 30-18, 23-30, 30-27, 15-7; Washington-St. Louis def. Wartburg, 30-22, 30-11, 30-22; La Verne def. St. Joseph's (N.Y.), 30-11, 30-15, 30-27; Puget Sound def. Colorado Col., 29-31, 30-12, 30-23, 31-29; Whitworth def. La Verne, 25-30, 30-19, 30-24, 30-22; Cal St. East Bay def. Puget Sound, 29-31, 23-30, 30-23, 30-25, 15-8; Cal St. East Bay def. Whitworth, 30-20, 30-23, 30-24.

Quarterfinals: Wis.-Whitewater def. Wittenberg, 30-18, 29-31, 30-20, 30-19; Juniata def. Williams, 30-21, 30-24, 30-27; Trinity (Tex.) def. Nazareth, 26-30, 30-23, 30-27, 30-28; Washington-St. Louis def. Cal St. East Bay, 30-21, 25-30, 36-34, 30-25. **Semifinals:** Wis.-Whitewater def. Juniata; 27-30, 29-31, 30-21, 30-28, 15-13; Washington-St. Louis def. Trinity (Tex.), 30-17, 31-29, 30-28. **Third Place:** Trinity (Tex.) def. Juniata 30-20, 30-23, 30-26. **Championship:** Wis.-Whitewater def. Washington-St. Louis, 30-24, 30-28, 30-25.

2003 Regionals: Frostburg St. def. Rutgers-Newark, 30-20, 30-24, 30-18; Gettysburg def. Scranton, 30-28, 30-21, 20-28; Eastern def. Gettysburg, 30-26, 30-20, 30-28; Juniata def. Frostburg St., 30-15, 30-12, 30-18; Juniata def. Eastern, 30-27, 28-30, 30-24, 30-20; Skidmore def. Vassar, 33-31, 30-27, 30-25; Nazareth def. St. Joseph's (L.I.), 30-18, 30-22, 30-24; Cortland St. def. Nazareth, 30-28, 30-25, 30-24; New York U. def. Skidmore, 30-17, 30-15, 30-27; New York U. def. Cortland St., 30-15, 32-30, 30-25; Colby-Sawyer def. Bridgewater St., 22-30, 30-20, 30-18, 30-23; Western Conn. St. def. Rivier, 30-23, 30-23, 30-21; Williams def. Western Conn. St., 30-25, 30-16, 30-24; Springfield def. Colby-Sawyer, 33-31, 30-16, 31-29; Williams def. Springfield, 30-25, 30-26, 25-30, 30-22; Wash. & Lee def. Averett, 25-30, 30-18, 30-17, 30-21; East Tex. Baptist def. Maryville (Tenn.), 30-25, 30-28, 30-26; Emory def. Wash. & Lee, 30-27, 30-25, 30-27; Trinity (Tex.) def. East Tex. Baptist, 30-23, 30-18, 30-21; Emory def. Trinity (Tex.), 30-22, 28-30, 22-30, 31-29, 15-11; Colorado Col. def. Gallaudet, 26-30, 30-20, 30-16, 30-23; Cal St. East Bay def. CCNY, 30-14, 30-21, 30-13; Cal St. East Bay def. Linfield, 30-23, 28-30, 30-25, 27-30, 15-8; La Verne def. Colorado Col., 30-16, 30-14, 30-18; La Verne def. Cal St. East Bay, 30-27, 29-31, 30-26, 30-24; Concordia-M'head def. Elmhurst, 30-21, 25-30, 30-25, 30-26; Wis.-Whitewater def. Lakeland, 29-31, 30-22, 30-25, 28-30, 16-14; Wis.-River Falls def. Wis.-Whitewater, 30-22, 27-30, 30-23, 30-27; Wis.-La Crosse def. Concordia-M'head, 30-24, 30-21, 32-34, 30-23; Wis.-La Crosse def. Wis.-River

Falls, 30-27, 30-22, 30-25; Alma def. Thomas More, 30-16, 21-30, 33-31, 30-26; Ohio Northern def. Chatham, 30-13, 30-8, 30-15; Ohio Northern def. Mt. St. Joseph, 30-21, 30-28, 30-21; Wittenberg def. Alma, 30-22, 32-30, 30-15; Ohio Northern def. Wittenberg, 20-30, 31-33, 30-23, 30-26, 17-15; Fontbonne def. Rockford, 30-17, 30-18, 30-26; Wartburg def. Lake Forest, 30-25, 31-29, 18-30, 30-22; Wartburg def. Central (Iowa), 30-23, 30-24, 20-30, 30-28; Washington-St. Louis def. Fontbonne, 25-30, 30-23, 30-28, 30-24; Washington-St. Louis def. Wartburg, 23-30, 30-21, 30-25, 20-30, 17-15. **Quarterfinals:** New York U. def. Juniata, 30-28, 29-31, 29-31, 30-27, 17-15; Emory def. Williams, 30-21, 27-30, 30-21, 30-23; La Verne def. Wis.-La Crosse, 30-16, 30-26, 27-30, 30-22; Washington-St. Louis def. Ohio Northern, 30-28, 28-30, 30-27, 30-18. **Semifinals:** New York U. def. Emory, 30-25, 30-32, 33-31, 20-30, 15-9; Washington-St. Louis def. La Verne, 30-27, 30-27, 30-25. **Third Place:** La Verne def. Emory, 30-24, 30-24, 30-24. **Championship:** Washington-St. Louis def. New York U., 30-26, 32-30, 30-22.

2004 First Round: Frostburg St. def. Salisbury, 30-21, 37-35, 30-21, 30-25; Eastern def. Lycoming, 30-28, 23-30, 30-20, 30-23; Wash. & Lee def. Maryville (Tenn.), 30-28, 30-25, 30-23; Texas Lutheran def. Chris. Newport, 30-20, 30-27, 30-24; Rowan def. Stevens Institute, 27-30, 30-27, 30-12, 25-30, 15-13; Ithaca def. CCNY, 30-23, 30-17, 31-29; Emmanuel (Mass.) def. Endicott, 30-23, 27-30, 30-20, 30-24; Bridgewater St. def. Plymouth St., 30-24, 20-30, 30-17, 30-22; Wis.-La Crosse def. St. Norbert, 30-27, 30-16, 30-26; Concordia-M'head def. Lakeland, 30-18, 30-23, 30-23; Elmhurst def. Fontbonne, 30-18, 30-21, 30-22; Calvin def. Neb. Wesleyan, 30-19, 30-25, 30-22; Chapman def. Colorado Col., 30-22, 30-28, 30-24; Pacific Lutheran def. Mount Ida, 30-10, 30-15, 30-11; Mt. St. Joseph def. Notre Dame (Md.), 30-12, 30-19, 30-16; Alma def. Benedictine (Ill.), 30-20, 30-25, 30-26. **Second Round:** Juniata def. Frostburg St., 30-15, 30-17, 30-20; Eastern def. Gettysburg, 31-29, 20-30, 30-27, 30-28; Emory def. Wash. & Lee, 30-23, 30-24, 23-30, 30-27; Texas Lutheran def. Trinity (Tex.), 30-20, 30-28, 30-19; New York U. def. Rowan, 30-14, 30-14, 30-11; Cortland St. def. Ithaca, 30-22, 26-30, 30-25, 31-29; Springfield def. Emmanuel (Mass.), 30-19, 30-12, 30-28; Williams def. Bridgewater St., 30-19, 25-30, 30-22, 30-18; Wis.-La Crosse def. Wis.-Whitewater, 25-30, 30-26, 30-21, 23-30, 15-13; Wis.-Stout def. Concordia-M'head, 30-24, 30-22, 30-28; Elmhurst def. Central (Iowa), 30-26, 30-25, 30-28; Washington-St. Louis def. Calvin, 30-26, 24-30, 30-17, 30-21; Cal St. East Bay def. Chapman, 30-28, 30-19, 31-29; La Verne def. Pacific Lutheran, 30-23, 29-31, 30-25, 30-20; Mt. St. Joseph def. Ohio Northern, 28-30, 30-25, 30-27, 26-30, 15-8; Wittenberg def. Alma, 30-21, 31-29, 30-21. **Third Round:** Juniata def. Eastern, 30-18, 30-21, 30-22; Emory def. Texas Lutheran, 30-25, 30-23, 30-25; New York U. def. Cortland St., 31-29, 30-21, 30-23; Williams def. Springfield, 30-15, 30-20, 30-20; Wis.-La Crosse def. Wis.-Stout, 26-30, 30-22, 30-28, 20-30, 15-11; Washington-St. Louis def. Elmhurst, 30-25, 30-19, 30-24; La Verne def. Cal St. East Bay, 22-30, 30-25, 25-30, 30-20, 15-5; Wittenberg def. Mt. St. Joseph, 38-36, 30-28, 30-23. **Quarterfinals:** Juniata def. Emory, 30-21, 30-20, 30-24; New York U. def. Williams, 30-26, 25-30, 30-15, 30-24; Washington-St. Louis def. Wis.-La Crosse, 26-30, 25-30, 35-33, 30-21; La Verne def. Wittenberg, 30-16, 30-25, 30-26. **Semifinals:** Juniata def. New York U., 30-21, 30-25, 30-19; Washington-St. Louis def. La Verne, 30-25, 30-15, 30-25. **Third Place:** La Verne def. New York U., 30-25, 28-30, 30-28, 30-23. **Championship:** Juniata def. Washington-St. Louis, 30-27, 30-27, 30-27.

2005 First Round: Gallaudet def. Notre Dame (Md.), 30-23, 30-27, 33-31; Gettysburg def. Penn St.-Behrend, 30-26, 30-25, 34-32; Eastern def. Scranton, 30-24, 30-22, 30-20; Colby def. Mount Ida, 30-15, 30-17, 30-9; MIT def. Bridgewater St., 30-19, 30-21, 30-27; Colby-Sawyer def. Smith, 30-21, 28-30, 30-26, 30-27; Tufts def. Emmanuel (Mass.), 30-28, 30-28, 30-21; New York U. def. Baruch, 30-10, 30-18, 31-29; Stevens Institute def. Vassar, 30-28, 31-29, 27-30, 22-30, 15-12; Cortland St. def. Eastern Conn. St., 30-26, 30-23, 30-17; Ithaca def. New Jersey City, 30-26, 30-27, 30-26; Wittenberg def. Fontbonne, 30-15, 30-27, 30-16; Ohio Northern def. Mt. St. Joseph, 30-28, 30-24, 30-27; Calvin def. Hiram, 30-25, 30-25, 30-20; Millikin def. Capital, 27-30, 30-24, 30-16, 31-29; Carleton def. Concordia-M'head, 22-30, 30-23, 30-26, 30-25; St. Benedict def. Neb. Wesleyan, 28-30, 30-23, 25-30, 32-30, 15-10; St. Thomas (Minn.) def. Central (Iowa), 28-30, 28-30, 30-24, 30-15, 15-12; La Verne def. Chapman, 30-19, 30-20, 30-23; Cal St. East Bay def. Puget Sound, 22-30, 30-22, 30-22, 30-23; Linfield def. Cal Lutheran, 30-21, 30-28, 30-21; Whitworth def. Colorado Col., 30-20, 30-17, 30-26; Wis.-Platteville def. St. Norbert, 30-19, 30-23, 30-17; Wis.-

Whitewater def. Elmhurst, 30-24, 30-23, 30-23; Wis.-Oshkosh def. Carthage, 27-30, 30-19, 30-22, 25-30, 15-13; Wis.-Eau Claire def. Lakeland, 30-21, 30-19, 30-23; Southwestern (Tex.) def. Wash. & Lee, 30-24, 30-24, 30-24; Trinity (Tex.) def. Chris. Newport, 28-30, 33-35, 30-18, 30-25, 18-16. **Second Round:** Juniata def. Gallaudet, 30-21, 30-27, 30-23; Eastern def. Gettysburg, 31-29, 30-26, 30-28; Colby def. MIT, 30-22, 31-29, 24-30, 30-26; Tufts def. Colby-Sawyer, 30-18, 30-21, 30-17; New York U. def. Stevens Institute, 30-18, 30-22, 23-30, 30-21; Cortland St. def. Ithaca, 30-27, 30-21, 30-26; Wittenberg def. Ohio Northern, 30-17, 30-14, 27-30, 30-21; Calvin def. Millikin, 30-26, 30-15, 26-30, 30-26; Washington-St. Louis

def. Carleton, 30-13, 30-22, 30-18; St. Thomas (Minn.) def. St. Benedict, 30-20, 30-21, 30-23; La Verne def. Cal St. East Bay, 30-28, 30-18, 30-25; Whitworth def. Linfield, 30-25, 27-30, 30-27, 30-26; Wis.-Whitewater def. Wis.-Platteville, 30-26, 30-26, 30-21; Wis.-Eau Claire def. Wis.-Oshkosh, 30-26, 30-21, 17-30, 30-26; Emory def. Southwestern (Tex.), 30-21, 30-17, 24-30, 30-17; Austin def. Trinity (Tex.), 20-30, 30-21, 30-26, 30-27. **Third Round:** Juniata def. Eastern, 30-25, 30-21, 30-26; Colby def. Tufts, 30-26, 30-23, 31-29; New York U. def. Cortland St., 30-15, 30-24, 30-22; Wittenberg def. Calvin, 30-22, 35-33, 30-22; Washington-St. Louis def. St. Thomas (Minn.), 30-27, 30-24, 30-25; La Verne def. Whitworth, 30-25,

30-26, 31-29; Wis.-Whitewater def. Wis.-Eau Claire, 18-30, 30-28, 33-35, 30-26, 16-14; Emory def. Austin, 27-30, 30-21, 30-28, 30-25. **Quarterfinals:** Juniata def. Colby, 30-12, 31-29, 30-16; Wittenberg def. New York U., 34-32, 27-30, 30-20, 28-30, 16-14; La Verne def. Washington-St. Louis, 30-18, 30-25, 30-27; Wis.-Whitewater def. Emory, 30-27, 22-30, 30-28, 30-25. **Semifinals:** Juniata def. Wittenberg, 26-30, 30-24, 27-30, 30-21, 16-14; Wis.-Whitewater def. La Verne, 30-27, 30-17, 30-24. **Championship:** Wis.-Whitewater def. Juniata, 30-25, 30-25, 22-30, 27-30, 15-12.