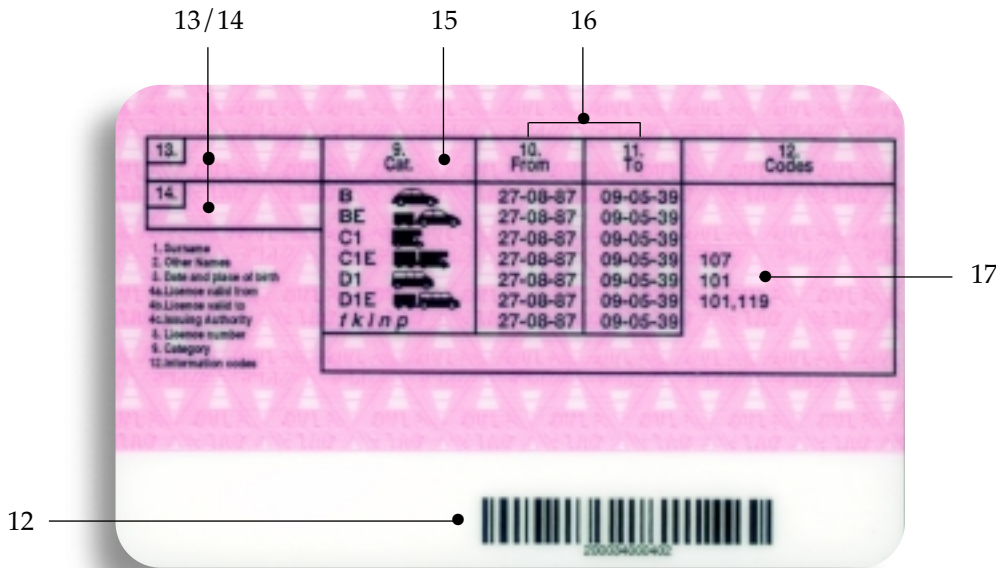



Your full driving licence



1 Surname

These are the names recorded on the driver's record.

2 Forenames

These are the forenames recorded on the driver's record.

3 Date of birth; place of birth

These are the details recorded on the driver's record.

4 Date of licence issue, photo expiry, issuing authority

The date shown in 4a is the date the photocard was issued. 4b is the date on which the photocard must be renewed. The authority that issued the licence is shown in 4c. In Great Britain that is DVLA.

5 Driver number

A **B** **C** **D** **E**
DRIVE / 512185 / YT 9ME **

A= First 5 characters of surname. If the surname is less than 5 characters the remaining spaces will be made up using the figure 9. (e.g. MAN99).

B= First and last numbers are the *year* of birth. Second and third numbers are *month* of birth. (Note: in the case of female licence holders '5' is added to the second digit, this means that the second digit will be 5 or 6). The fourth and fifth digits are the *day* of the *month* of your birth.

C= The first two initials of your forenames. If you have only one initial then the second character will be a '9'.

D= Computer check digits.

E= Licence numbers.

6 Holder's photograph

This is digitally reproduced from the photograph provided by the applicant.

7 Holder's signature

This is digitally reproduced from the signature provided on the application form.

8 Holder's address

This shows the driver's permanent address in Great Britain.

9 Entitlement categories

The letters in capitals show the categories of entitlement covered by the European Community Directive. National categories are shown in smaller letters.

10 Issuing Authority roundel

This shows the stamp of the EC authority that issued the licence.

11 Ghost image of photograph

This ghosted image of the holder's photograph is a security feature.

12 Production barcode

Used to link a photocard with its counterpart document ready for despatch.

13 14 Not used

15 Pictograms

These illustrations are representations of types of vehicles in those categories shown.


















16 Category validity periods


These are the dates when entitlement to drive each category begins and ends.

17 Information codes


The code numbers printed in this area indicate what (if any) restrictions the entitlement is subject to.

Licence categories

CATEGORIES OF VEHICLES FOR WHICH THE LICENCE IS VALID			
A	A1		≤ 125cc ≤ 11kW
	A		≤ 25kW ≤ 0.16kW/kg
			
B	B1		≤ 550kg ^o
	B		≤ 3500kg† ≤ 8 
C	C1		3500kg† - 7500kg†
	C		> 3500kg†
D	D1		> 8  ≤ 16
	D		> 8 
E	B+E		
	C1+E		12000kg†
	C+E		
	D1+E		12000kg†
	D+E		

Key to symbols			
^o	unladen mass	>	greater than
†	maximum authorised mass	≤	less than or equal to
	indicates passenger seats	<	earlier than

Counterpart Document (Front)



Section A – Holder's name and address; Driver Number and digitally transferred signature.
Section B – Details of provisional entitlements, endorsements and disqualifications.
Section C – Change of address notification panel.



If you need further information please visit:
www.direct.gov.uk/motoring



INF45

Your photocard driving licence explained...

www.direct.gov.uk/motoring



CUSTOMER SERVICE EXCELLENCE

5/05

An executive agency of the
Department for
Transport

Driving licence categories
Definitions of vehicles

- A1 Light motorcycles with a cubic capacity not exceeding 125cc and of a power output not exceeding 11kW (14.6bhp).
- A Motorcycles, with or without sidecar.
- B1 Motor tricycles/quadracycles up to 550kg unladen.
- B Motor cars or light vans with up to 8 passenger seats and up to 3500kg with a light trailer.
- C1 Vehicles between 3500kg and 7500kg with a trailer up to 750kg.
- C Vehicles over 3500kg with a trailer up to 750kg.
- D1 Small passenger-carrying vehicles with 9 to 16 passenger seats with a trailer up to 750kg.
- D Any bus with more than 8 passenger seats with a trailer up to 750kg.
- B+E Motor cars or light vans with up to 8 passenger seats and up to 3500kg with a heavy trailer.
- C1+E Vehicles between 3500kg and 7500kg with a trailer over 750kg. Combined weight not more than 12000kg.
- C+E Vehicles over 3500kg with a trailer over 750kg.
- D1+E Small passenger-carrying vehicles with 9 to 16 passenger seats with a trailer over 750kg. Combined weight not more than 12000kg.
- D+E Any bus with more than 8 passenger seats with a trailer over 750kg.
- f Agricultural tractors.
- g Road rollers.
- h Tracked vehicles.
- k Pedestrian controlled vehicles.
- l Electric vehicles.
- n Vehicles used for very short distances on public roads.
- p Mopeds.