

1. CARTELS

period 2002 – 2007

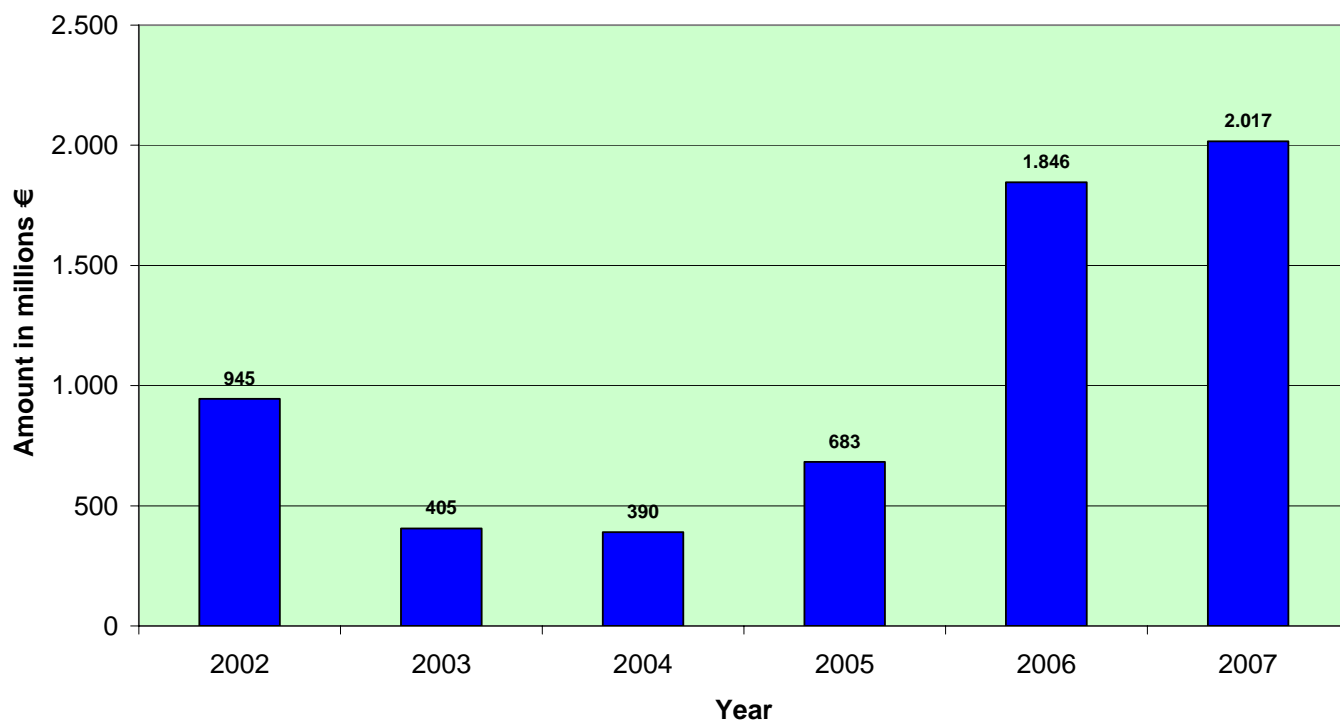
1.1. Fines imposed (not corrected for court judgments)

Last update: ++18 April 2007++

Year	Amount in €*
2002	944.871.000
2003	404.781.000
2004	390.209.100
2005	683.029.000
2006	1.846.385.500
++2007++	2.016.807.700
total	6.286.083.300

* Amounts as imposed by the Commission and not corrected for changes following judgments of the CFI an ECJ and only considering cartel infringements under Article 81 (previously Article 85) of the Treaty. Wherever prohibitions and fines concern infringements of Article 81 and of Article 82 (previously Articles 85 and Article 86) of the Treaty, only those amounts have been considered which concern the Article 81 infringements.

Cartel fines imposed - not corrected for Court judgments



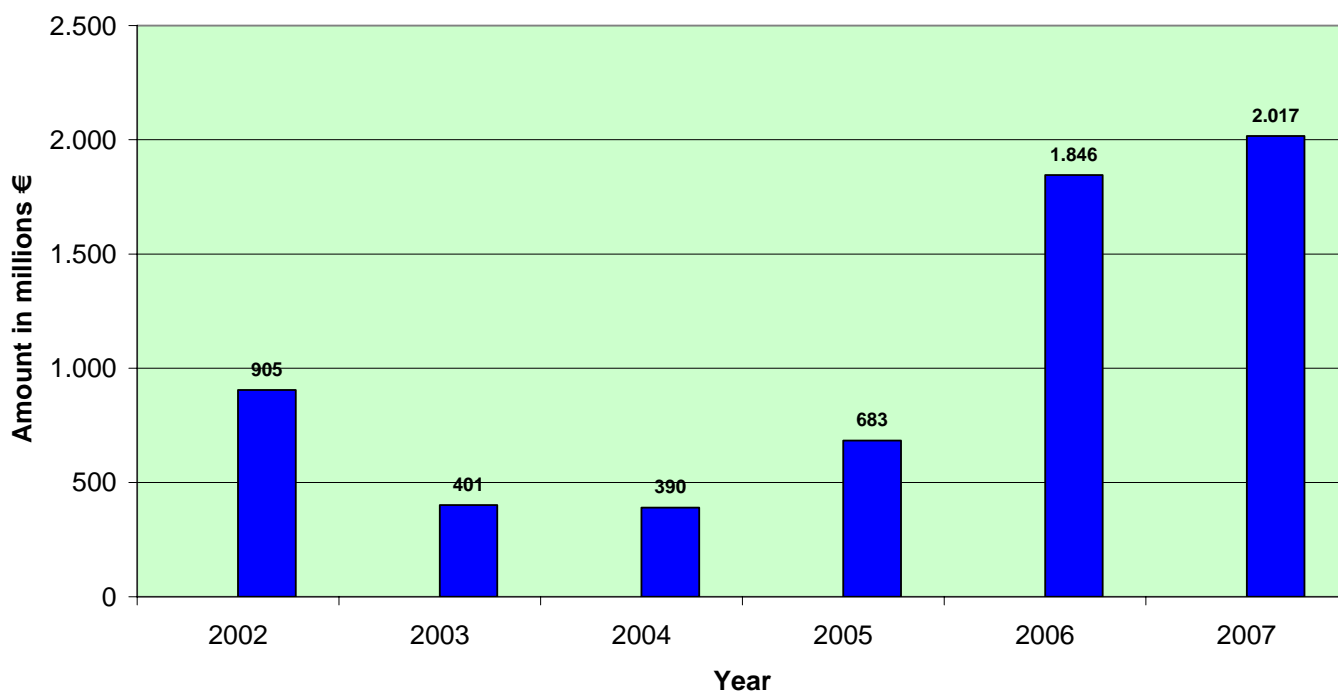
1.2. Fines imposed (corrected for court judgments)

Last update: ++18 April 2007++

Year	Amount in €*
2002	904.777.970
2003	400.791.000
2004	390.209.100
2005	683.029.000
2006	1.846.385.500
++2007++	2.016.807.700
total	6.242.000.270

* Amounts corrected for changes following judgments of the CFI an ECJ and only considering cartel infringements under Article 81 (previously Article 85) of the Treaty. Wherever prohibitions and fines concern infringements of Article 81 and of Article 82 (previously Articles 85 and Article 86) of the Treaty, only those amounts have been considered which concern the Article 81 infringements.

Cartel fines imposed (corrected for Court judgments)



1.3. Ten highest cartel fines per case (since 1969)

Last update: ++26 April 2007++

Year	Case name	Amount in €*)
2007	elevators and escalators	992.312.300
2001	vitamins	790.505.000
2007	gas insulated switchgear	750.712.500
2006	synthetic rubber (BR/ESBR)	519.050.000
2002	plasterboard	478.320.000
2006	hydrogen peroxide and perborate	388.128.000
2006	methacrylates	344.562.500
2006	fittings	314.760.000
2005	industrial bags	290.710.000
2001	carbonless paper	270.939.000

* Amounts corrected for changes following judgments of the CFI and ECJ

1.4. Ten highest cartel fines per undertaking (since 1969)

Last update: ++21 May 2007++

Year	Undertaking**	Case	Amount in €*
2007	ThyssenKrupp	elevators and escalators	479.669.850
2001	F. Hoffmann-La Roche AG	vitamins	462.000.000
2007	Siemens AG	gas insulated switchgear	396.562.500
2006	Eni SpA	synthetic rubber	272.250.000
2002	Lafarge SA	plasterboard	249.600.000
2001	BASF AG	vitamins	236.845.000
2007	Otis	elevators and escalators	224.932.950
2007	Heineken NV	Dutch beer market	219.275.000
2006	Arkema SA	methacrylates	219.131.250
2006	Solvay SA / NV	hydrogen peroxide	167.062.000

* Amounts corrected for changes following judgments of the CFI and ECJ.

** If more than one legal entity of the same group were subject to the decision, they are counted as one undertaking for the purpose of this table.



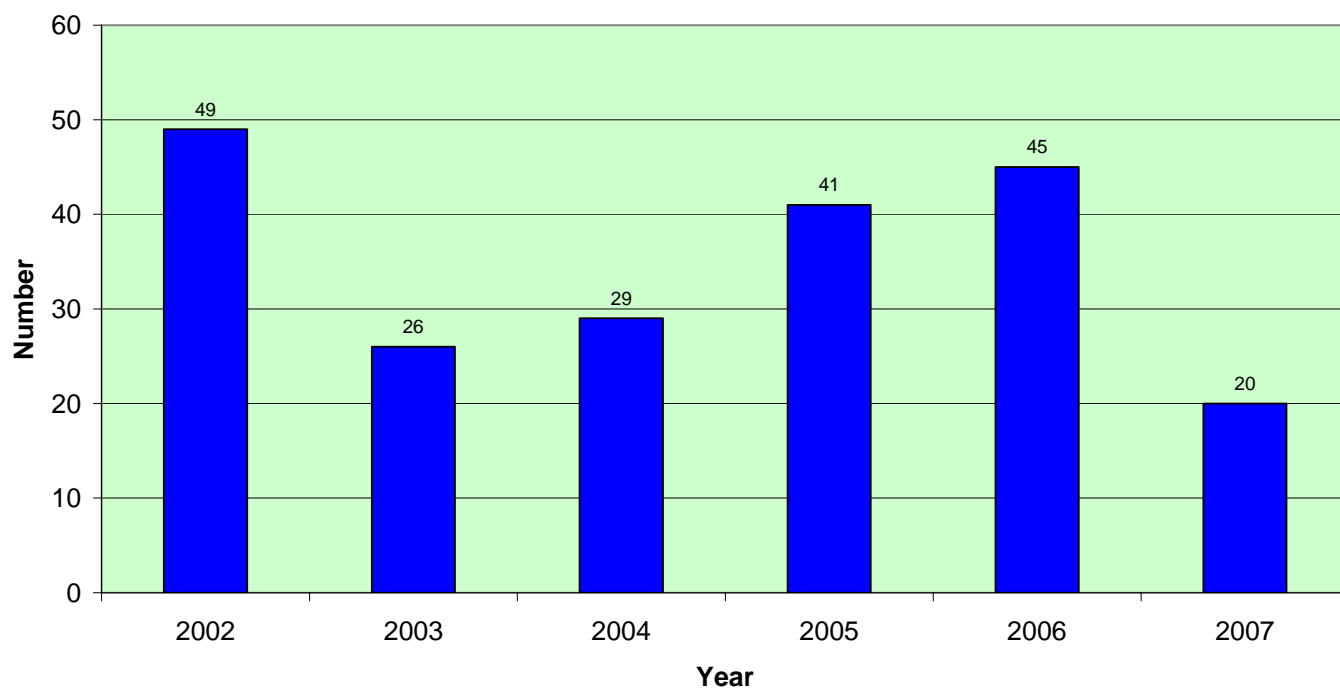
1.5. Number of decisions (per undertaking)*

Last update: ++18 April 2007++

Year	Number
2002	49
2003	26
2004	29
2005	41
2006	45
++2007++	20
total	210

* Includes entities not fined such as immunity applicants; If more than one legal entity of the same group were subject to the decision, they are counted as one for the purpose of this table.

**Undertakings in decision
2002 - 2007**



1.6. Cartel cases* decided by the European Commission since 2002

Last update: ++18 April 2007++

Year	Number
2002	9
2003	5
2004	6
2005	5
2006	7
++2007++	3
total	35

* A cartel case concerns a single proceeding against various undertakings concerned, and may involve more than one infringement.

cartel cases decided since 2002

