



VANCOUVER CANUCKS

2009 PLAYOFF GUIDE

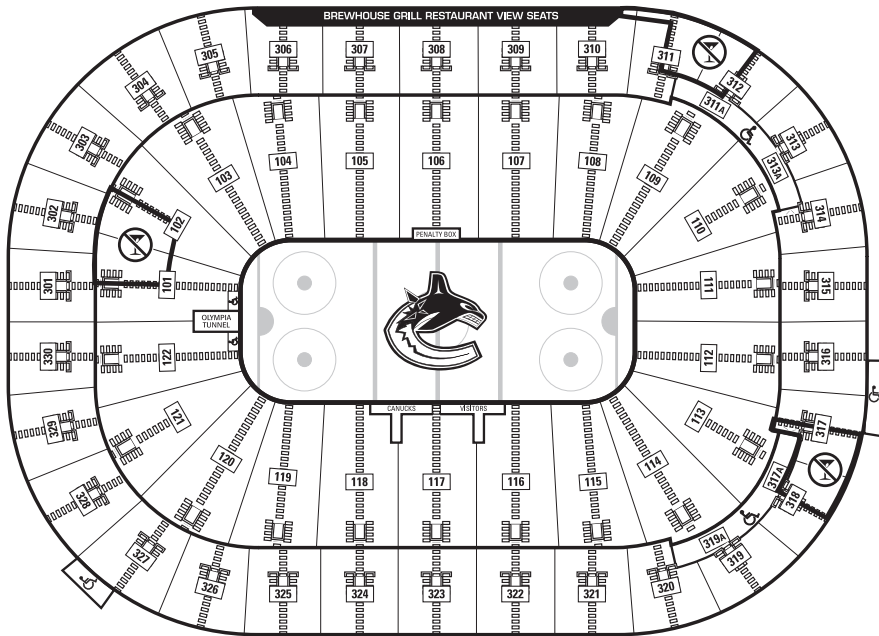


VANCOUVER CANUCKS

Vancouver Canucks
 General Motors Place
 800 Griffiths Way
 Vancouver, British Columbia
 Canada V6B 6G1

Tel: (604) 899-4600
 Fax: (604) 899-4640
 Website: www.canucks.com

Media Relations Secured Site: Canucks.com/mediarelations
 Rink Dimensions 200 Feet by 85 Feet
 Club Colours Blue, White, and Green
 Seating Capacity 18,630
 Minor League Affiliation Manitoba Moose (AHL), Victoria Salmon Kings (ECHL)
 Radio Affiliation Team 1040
 Television Affiliation Rogers Sportsnet (channel 22)
 Media Relations Hotline (604) 899-4995
 Media Relations Fax (604) 899-4640
 Ticket Info & Customer Service (604) 899-4625
 Automated Information Line (604) 899-4600



MEDIA GUIDE CREDITS

EDITORS
 Stephanie Maniago, Ben Brown, Jen Herrington, Brian Barbosa, TC Carling

EDITORIAL ASSISTANTS
 Mike Brown, Special thanks to Elias Sports Bureau

MEDIA GUIDE PRODUCTION AND DESIGN
 Brendan Hoare

TABLE OF CONTENTS

Company Directory 3
 Playoff Schedule 4
 Media Information 5

CANUCKS EXECUTIVE

Chris Zimmerman, Victor de Bonis 6
 Mike Gillis, Laurence Gilman,
 Lorne Henning 7
 Stan Smyl, Dave Gagner, Ron Delorme 8

COACHING STAFF

Alain Vigneault, Rick Bowness 9
 Ryan Walter, Darryl Williams,
 Ian Clark, Roger Takahashi 10

THE PLAYERS

Canucks Playoff Roster 11
 Steve Bernier 12
 Kevin Bieksa 14
 Alex Burrows 16
 Rob Davison 18
 Pavol Demitra 20
 Alexander Edler 22
 Jannik Hansen 24
 Darcy Hordichuk 26
 Ryan Johnson 28
 Ryan Kesler 30
 Jason LaBarbera 32
 Roberto Luongo 34
 Willie Mitchell 36
 Shane O'Brien 38
 Mattias Ohlund 40
 Taylor Pyatt 42
 Mason Raymond 44
 Rick Rypien 46
 Sami Salo 48
 Daniel Sedin 50
 Henrik Sedin 52
 Mats Sundin 54
 Ossi Vaananen 56
 Kyle Wellwood 58

PLAYERS IN THE SYSTEM 60

CANUCKS SEASON IN REVIEW

2008.09 Final Team Scoring 64
 2008.09 Injury/Transactions 65
 2008.09 Game Notes 66
 2008.09 Schedule & Results 68
 2008.09 Cumulative Game Stats 70
 2008.09 Final Team Notes 72
 2008.09 Highs & Lows 73
 2008.09 Canucks Prospects Scoring 74

OPPONENTS

Anaheim 75
 Calgary 76
 Chicago 77
 Columbus 78
 Detroit 79
 St. Louis 80
 San Jose 81

ALL-TIME PLAYOFF INFO 82

WHERE THE PLAYERS SHOP



**2009 CANUCKS
PLAYOFFS**

PRESENTED BY **save on foods**
pharmacy



GET YOUR OFFICIAL PLAYOFF GEAR

AT THE CANUCKS TEAM STORE

CHOOSE FROM A WIDE SELECTION OF PLAYOFF
TEES, HATS, PUCKS, PINS AND FLAGS.



CANUCKS



TEAM STORE

OPEN 7 DAYS A WEEK | CALL 604.899.7890 | canucks.com/teamstore

WE ARE ALL CANUCKS

EXECUTIVE DIRECTORY

Chairman & Governor, NHL	Francesco Aquilini
Alternate Governor, NHL	Paolo Aquilini
Alternate Governor, NHL	Roberto Aquilini
President & Chief Executive Officer	
& Alternate Governor, NHL	Chris Zimmerman
Executive Office Manager	Cheryl Loveseth
Executive Office Assistant	Erin Lewyk
General Manager	
& Alternate Governor, NHL	Mike Gillis
Chief Operating Officer	Victor de Bonis
Executive Vice President, Business	
& General Counsel	Jon Festinger
Vice President, Business Development	Gord Forbes
Vice President, Hockey Operations	
& Assistant General Manager	Laurence Gilman
Vice President, People Development	Susanne Haine
Vice President, Player Personnel	
& Assistant General Manager	Lorne Henning
Vice President & General Manager,	
Arena Operations	Harvey Jones
Vice President, Finance &	
Chief Financial Officer	Todd Kobus

HOCKEY OPERATIONS

General Manager	
& Alternate Governor, NHL	Mike Gillis
Executive Assistant	Michelle Di Tomaso
Executive Assistant	Joan Stobbs
Vice President, Player Personnel	
& Assistant General Manager	Lorne Henning
Vice President, Hockey Operations	
& Assistant General Manager	Laurence Gilman
Senior Advisor to the General Manager	Stan Smyl
Executive Assistant	Lori Candiah
Head Coach	Alain Vigneault
Associate Coach	Rick Bowness
Assistant Coach	Ryan Walter
Assistant Coach, Video	Darryl Williams
Goaltending Consultant	Ian Clark
Strength & Conditioning Coach	Roger Takahashi
Director, Player Development	Dave Gagner
Head Coach, Manitoba Moose	Scott Arniel
Assistant Coach, Manitoba Moose	Jay Wells
Director, Media Relations & Team Operations	TC Carling
Manager, Media Relations & Team Operations	Ben Brown
Coordinator, Media Relations & Publications	Stephanie Maniago
Assistant, Media Relations	Jen Herrington
Director, Community Partnerships	Debbie Butt
Director of Charitable, Corporate	
& On-Ice Events	Karen Christiansen
Coordinator, Community Partnerships	
& Education	Jessica Danylchuk
Coordinator, Community Partnerships	Tara Clarke
Manager, Hockey Development	
& Alumni Liaison	Rod Brathwaite
Coordinator, Community Partnerships	
& Mascot Liaison	Paul Buckley

SCOUTING STAFF

Chief Amateur Scout	Ron Delorme
Associate Head Scouts	Thomas Gradin
	Ray Payne
Amateur Scouts	Brian Chapman
	Sergei Chibisov
	Frank Kollar
	Tim Lenardon
	Harold Snepsts
	Darrell Young
	Jonathan Bates
	Brad Berry
	Judd Brackett
	Eric Fournier
	Mark Jooris
	Inge Hammarstrom
Director of Professional Scouting	Eric Crawford
Professional Scouts	Lucien DeBlois
	Lars Lindgren
	Scott Mellanby
Director of Hockey Administration	Jonathan Wall
Hockey Operations Assistant	Mike Brown

MEDICAL & TRAINING STAFF

Head Athletic Trainer	Mike Burnstein
Assistant Athletic Trainer	Jon Sanderson
Assistant Athletic Trainer	Marty Dudgeon
Equipment Manager	Pat O'Neill
Assistant Equipment Manager	Jamie Hendricks
Equipment Assistant	Brian Hamilton
Game Dressing Room Attendants	John Jukich
	Ron Shute
	Brian Brumwell
Team Physicians	Dr. Bill Regan
	Dr. Mike Wilkinson
Team Dentist	Dr. Jeffrey Norden
Team Chiropractor	Dr. Sid Sheard
Team Optometrist	Dr. Alan R. Boyco

BROADCAST

Director, Facilities & In-House Productions	Paul Brettell
Director, Production Services	Mike Hall
Senior Broadcast Technician	Greg Story
Senior Multimedia Producer	Jason Steensma
Multimedia Producer	Gayla Anderson
Broadcast Business Manager	Shannon Baker
Production Assistant & Editor	Rory McGarry

GAME ENTERTAINMENT & EVENTS

Coordinator, Animation & Display Services	Art Green
Manager, Game Entertainment & Events	Cam Goudreau
Coordinator, Game Entertainment & Events	Rebecca Grant

EVENT SERVICES

Director, Event Services	Indira Fisher
Manager, Event Staff & Security	Jim Day
Senior Manager, Events	Rita Rogers
Event Manager	Diana Campbell
Event Manager	Leah Foreman
Manager, Housekeeping	Amir Rabiei
Supervisor, Housekeeping	Agim Hasani
Material Handling Coordinator	Stu Cummings
Coordinator, Safety & Security	Brent Rossington
Event Coordinator	Janice McLellan
Guest Services & Tour Coordinator	Almira Chow
Staff Services Coordinator (Scheduling)	Chantel Jones
Staff Services Coordinator (Scheduling)	Sabrina Sandbeck
Administrative Assistant	Jennifer Wride

BUSINESS DEVELOPMENT

Director, Business Development - Sales Manager	David Altman
Director, Business Development	Sharon Butler
Director, Business Development	James Douglas
Director, Business Development	Sean Monahan
Director, Sponsorship Activation	Darren Moscovitch
Interactive Account Manager	Simon Louca
Manager, Sponsorship Activation	Lucas Spata
Account Executive, Sponsorship Activation	Sarah Simpson
Account Executive, Sponsorship Activation	Colin Whiteside
Administrative Assistant	Antonia Nassopoulos

CLIENT SERVICE & TICKET OPERATIONS

Director, Client Service & Ticket Operations	Mary Nagy
Manager, Client Service & Ticket Operations	Aysha Martin
Manager, Client Service	Clayton Letain
Manager, Client Service	David Pan
Manager, Client Service	Martha Vassos
Manager, Client Service	Chris Wallace
Ticket Operations Specialist	Albert Yan
Account Executive, Client Service	
& Ticket Operations	Sonja Kristiansen
Client Service Representative	Aaqil Kassamali
Client Service Associate	Matthew Hopkins
Administrative Assistant, Client Service	
& Ticket Operations	Norah Jacobsen
Director, Premium Client Service	Deborah Boren
Manager, Premium Client Sales & Service	Lisa McNabb
Manager, Premium Client Sales & Service	Theresa Jantzen
Account Executive, Premium Client Service	Samantha Docking
Account Executive, Premium Client Service	Rylan Jay
Account Executive, Premium Client Service	James Moore

ENGINEERING

Director, Engineering	Al Hutchings
Manager, Plant Operations	Mark Wohl
Supervisor, Facility Maintenance	Richard Caschetto
Coordinator, Facility Operations	Renee Richardson

Coordinator, Engineering Services	Casey Dalgleish
Assistant Coordinator, Engineering Services	Joshua Stevens
Supervisor, Conversions	Shawn Campbell
Electrician	Kevin Gallivan
Electrician	Matthew Hryhor
Electrician	Joe Lund
General Maintenance Worker	Barry Dennison
General Maintenance Worker	Bruce Foulds
Building Operator	Michael Blady
	Steve Caron
	David Corlett
	Keith Fong
	Steven Good
Conversions Crew Leader	Richard Bonnett
	Albert Desiena
	Richard Driver
	Ed Yee

FINANCE & ADMINISTRATION

Director, Finance	Aaron Wilson
Controller, Hockey Operations	Patricia Bigonzi
Corporate Accounting Manager	Heidi Harms
Senior Accountant	Pedzi Nleya
Arena Accounting Manager	Lauri Shortyk
Accountant, Hockey	
& Canucks for Kids Fund	Sara Klassen
Accountant, Central Services	Kristine Del Rosario
Accountant	Wendy Jovanov
Payroll Administrator	Sunny Mangat
Payroll Coordinator	Jackie Hagerty
Accounts Receivable Administrator	Diane Sutherland
Accounts Payable Administrator	Kerry Kavanaugh
Accounts Payable Administrator	Satoo Kubodera
Administrative Services Manager	Denise Ouang
Central Services Coordinator	Ferdie De Guzman

INFORMATION TECHNOLOGY

Manager, Information Technology	William Cheng
Network & Systems Specialist	Liane Arabsky
Network & Systems Technician	Meghan Hewitt Hartley
Systems/Network Analyst	Oliver Prince

MARKETING, CREATIVE SERVICES & WEBSITE

Director, Brand Management	Paul Dal Monte
Marketing Manager	Bianca Bujan
Marketing Coordinator	Susie Turner
Marketing Coordinator	Tina Rogers
Manager, Creative Services	Ryan Castle
Senior Graphic Designer	Andi Mortenson
Graphic Designer	Evan Biswanger
Graphic Designer	Leah Vanderhorst
Graphic Designer	Brendan Hoare
Copy Editor & Image Resource Coordinator	Chelsey Perrella
Production Coordinator	Annie Chan

PEOPLE DEVELOPMENT

Manager, People Development	Dana Clark
People Development Advisor	Karolina May
People Development Coordinator	Stephanie Cornell
People Development Assistant	Andrea Born
Receptionist	Lynn Bradley
Relief Receptionist	Tenisha Soon Psajd

CANUCKS TEAM STORE

Director, Retail & Consumer Product Marketing	Janeil Mackay
Retail Buyer & Merchandiser	Jill White
Retail Operations Manager	Jeff Winslade
Retail Operations Coordinator	Amber La Fave
Retail Supervisor	Kelly Gibson
Retail Store Manager	Sarah Burgess
Shipper/Receiver	Jason Callaghan

TRAVEL

Travel Manager	Cathie Moroney
----------------	----------------

WEB DEVELOPMENT

Director, Website & New Media	Kevin Kinghorn
Website Coordinator	Karen Sum
Web Developer	Adrian Jones
Canucks TV Reporter	Kristin Reid

LEGAL

Paralegal	Perry Bahniwal
-----------	----------------

2008-09 NHL STANLEY CUP PLAYOFF SCHEDULE

FIRST ROUND

WESTERN CONFERENCE QUARTERFINALS

DATE	TIME (PT)	#3 VANCOUVER VS #6 ST. LOUIS	NETWORK
Wednesday, April 15	7 p.m.	St. Louis at Vancouver	CBC, VERSUS, RDS
Friday, April 17	7 p.m.	St. Louis at Vancouver	CBC, VERSUS, RDS
Sunday, April 19	4 p.m.	Vancouver at St. Louis	CBC, VERSUS
Tuesday, April 21	5 p.m.	Vancouver at St. Louis	CBC, VERSUS
*Friday, April 24	7 p.m.	St. Louis at Vancouver	CBC, VERSUS, RDS
*Sunday, April 26	5 p.m.	Vancouver at St. Louis	CBC, VERSUS, RDS
*Tuesday, April 28	TBD	St. Louis at Vancouver	CBC, VERSUS, RDS

*Additional game dates if required



2008-09 STANLEY CUP PLAYOFF MEDIA INFORMATION

MEDIA RELATIONS STAFF

TC Carling, Director, Media Relations & Team Operations
604.899.4623
tc.carling@canucks.com
(Interview, Broadcast Requests)

Ben Brown, Manager, Media Relations & Team Operations
604.899.4609
ben.brown@canucks.com
(Interview, Statistical Requests)

Stephanie Maniago, Coordinator, Media Relations & Publications
604.899.4622
stephanie.maniago@canucks.com
(Statistical Requests)

Jen Herrington, Assistant, Media Relations
604.899.4620
jen.herrington@canucks.com
(Credential Requests)

Brian Barbosa, Student Associate, Media Relations
604.899.4654
media.relations@canucks.com
(Press Box)

**CANUCKS MEDIA HOTLINE
604.899.4995**

The Vancouver Canucks Media Hotline provides a recorded message featuring practice times, travel information, player transactions and other important media information.

ACCREDITATION

Playoff passes: Issued to print, radio, and television media members who cover the Vancouver Canucks on a regular basis as part of their work requirements. In some cases, passes will be granted on a round by round basis due to the availability of seating.

Single Game Passes: Media members from accredited newspapers, magazines, wire services, television stations and radio outlets requesting a single-game media pass must make a written request on the stationary letterhead of the applying outlet at least 48 hours prior to the game. Requests should be faxed to Jen Herrington at 604.899.4640 or e-mailed to jen.herrington@canucks.com.

Important Note: The media is reminded that press box seating is reserved for working members of media covering a particular game or series of games. Media passes must be displayed at all times. In all cases, passes are non-transferable and any unauthorized use will subject the bearer to ejection from General Motors Place and forfeiture of the credential. Please see back of game pass for team and League policies.

MEDIA ENTRANCE – GATE 9

All media must access General Motors Place through Gate 9 on the South side of the building (Griffiths Way). Please check in at the media credential station located inside Gate

9 by the elevators. Media can access the Press Box and Gondola on Level 500 from the Gate 9 elevators.

MEDIA PARKING

General Motors Place is unable to provide complimentary parking to members of the media. Media personnel are encouraged to use parking lots around General Motors Place during games.

INTERNET

The Vancouver Canucks provide complimentary wireless internet to media in the press box, Norm Jewison media room and photography suite. Hardwire jacks are also available in the press box and Norm Jewison media room. For access codes, please see the game notes or contact a member of the Vancouver Canucks media relations staff.

INTERVIEWS

In accordance with NHL policy, game-day interviews are permitted within 5 minutes following the morning skate and within 5 minutes following the conclusion of a game. Canucks Head Coach Alain Vigneault will conduct game-day interviews in the Norm Jewison Media Room located across the hall from the dressing rooms.

TELEVISION/RADIO

Television and radio broadcast booths are located in the media gondola on level 500 and are most easily accessed by taking the Gate 9 elevators. The media relations department is pleased to arrange pre-tapes and quick hit interviews according to NHL guidelines. Pre-tape and quick hit requests should be made with the Canucks Media Relations Department no later than the morning skate.

PHOTOGRAPHERS

Photographers on assignment from accredited newspapers, magazines, and wire services may apply for single game photo passes by faxing a request to Jen Herrington at 604.899.4640 at least 48 hours prior to the game they are assigned to shoot. Beat photographers will receive playoff passes and will shoot from their assigned seats. Assignment photographers will be designated a seat through Canucks Director of Photography, Jeff Vinnick.

Strobe Rentals: Those photographers wishing to set up strobe lighting must first contact Canucks Image Resource Coordinator Chelsey Perrella for the necessary authorization, at 604.899.7448. Strobes are often booked quickly and photographers are encouraged to make requests as early as possible.

THE PRESS BOX

The following services are provided to all accredited media members:

1. Game notes and line-up sheets are available by 10:00 am on game days.
2. Between-period game summaries and post-game final statistics will be distributed to the media.

3. Out-of-town scores and officiating decisions will be provided upon availability.

4. Closed circuit television monitors with instant replay are situated throughout the press box.

5. A media workroom, the Norm Jewison media room, is situated at dressing room level.

DRESSING ROOMS

The dressing rooms for both the home and visiting team are located on Level 000 of General Motors Place. Unless otherwise indicated, dressing rooms are open to the media within 5 minutes following the conclusion of the game. All media members must have their passes displayed in order to gain access to the dressing room. The dressing rooms are accessible post game from the Press Box via the south elevators at Gate 9.

FOOD & DRINK SERVICE

A media meal is available for purchase on game nights. Complimentary soft drinks, coffee, water and popcorn are available to everyone in the press box. Media are also invited to purchase food from the various concessions located on the public concourses at General Motors Place. Alcoholic beverages are prohibited in the press box.


FAX/PHOTOCOPY SERVICE

Complimentary fax and photocopy service is available upon request. For assistance, please contact a media relations representative.

**VANCOUVER CANUCKS GAME NIGHT
MEDIA SERVICES STAFF**

- Godfrey Rockwood
- Bill Hinksman
- Ryan Macey
- Narinder Badesha
- Mike McAleer
- Sunny Sung
- Joel Rockwood

**PLEASE BE ADVISED THAT MEDIA PASSES
MUST BE DISPLAYED AT ALL TIMES**





CHRIS ZIMMERMAN

PRESIDENT & CHIEF EXECUTIVE OFFICER AND ALTERNATE GOVERNOR, NHL

Born: March 7, 1960

Birthplace: New York, NY

Residence: Vancouver, BC

Family: Wife, Emily; Daughter, Katie; Son, Ted

Chris Zimmerman, 49, was named President and Chief Executive Officer of the Vancouver Canucks on October 12, 2006. Zimmerman is responsible for leading the overall strategic direction of the company, including broadcast, marketing, sponsorship and ticket sales, finance, human resources and arena operations.

In his first two years with the Canucks, Zimmerman has been instrumental in strengthening the club's connection to the community. The introduction of open practices, continued growth of Canucks.com and 25 original hours of Canucks programming on Canucks TV are all initiatives designed to connect the hockey club with loyal Canucks fans. Zimmerman has helped generate new business partnerships with BC Ferries, Great Canadian Casinos and Nortel, while overseeing several significant in-arena renovation projects aimed at improving fan experience at General Motors Place.

Prior to joining the Canucks, Zimmerman served as President and CEO of Nike Bauer Hockey for three years. His passion and knowledge of the game enabled Zimmerman to drive sales, marketing, research, design and development, and operations for one of the world's leading and most-recognized manufacturers and developers of hockey equipment and apparel. During his three years, the business recorded significant growth and regained its number one position in the hockey equipment market.

Zimmerman was General Manager of Nike Golf USA, prior to his appointment as President and CEO of Nike Bauer Hockey. He helped lead the re-launch of Nike Golf and establish the brand as a truly authentic player in

the industry. Before joining the Nike Golf Team in 1998, Zimmerman spent 16 years in a variety of senior advertising positions. From 1995 to 1998, he was the USA Advertising Director for the Nike Brand and created work that helped grow the Nike business from \$3 billion (US) to \$5 billion in sales. Zimmerman was a Senior Vice President at Saatchi and Saatchi Advertising in New York before joining Nike.

Zimmerman was born in New York, NY and earned a Bachelor of Arts in Economics and Mass Communication from the University of Vermont. He went on to earn his MBA at Babson College in 1983. While earning his BA at Vermont, Zimmerman spent four successful seasons playing for the NCAA Division I hockey team at the University. As he worked towards his MBA at Babson College, he spent time as an Assistant Coach for its men's hockey team, helping lead the Division III school to the National Championship game in 1982.

Zimmerman is a board member of the Canucks for Kids Fund, Tourism BC and Ritchie Brothers Auctioneers. He and his wife Emily, daughter Katie and son Ted reside in Vancouver.



VICTOR DE BONIS

CHIEF OPERATING OFFICER

Born: May 17, 1966

Birthplace: Vancouver, BC

Residence: Vancouver, BC

Family: Wife, Mary; Daughters, Valendina & Angelica; Son, Victor

Victor de Bonis, 42, has been a member of Canucks Sports & Entertainment for 14 years. His experience spans twenty years in the sports and entertainment and financial industries.

de Bonis was named Chief Operating Officer in March of 2007. In this capacity he supports all facets of business operations both strategically and tactically, with his primary responsibilities being Ticket and Suite Sales and Service, Arena and Retail Operations, Finance, Administration and People Development.

de Bonis first joined the Canucks in 1994 as Corporate Controller and was responsible for managing the public company's private placement and the resulting private reorganization of the Vancouver Canucks NHL franchise and a new 18,000 seat multi-purpose arena facility in downtown Vancouver (General Motors Place), which opened in September 1995. In 1994 and 1995, de Bonis also managed material term debt financings with Canadian and American financial institutions for General Motors Place and the Vancouver Grizzlies NBA franchise, who played their inaugural season in 1995-96. He was instrumental in the development and institution of the new business strategy for General Motors Place, the Vancouver Grizzlies and the Vancouver Canucks. In 1998, de Bonis was appointed Chief Financial Officer, during which time he was a key member of the team administering the Vancouver Grizzlies sale transaction and term debt refinancing, including a resulting take-out and financial institution replacement in 2000. In addition, de Bonis oversaw enterprise sale transactions in 2005 and 2007.

de Bonis graduated from the University of British Columbia and earned a Bachelor of Commerce Degree in 1989. Directly following graduation, he began his career at KPMG Chartered Accountants in the corporate audit division of the Vancouver branch. de Bonis served in this capacity for four years, auditing private and public companies in the Hospitality, Broadcasting, Mining, Healthcare and Manufacturing industries, before entering his final role with the organization: forensic accounting specialization. In 1992, he became a chartered accountant.

In addition to his professional activities, de Bonis is actively involved with family and community affairs. He and his wife, Mary, have three children, ages 13, 11 and 9. de Bonis currently serves on the Juvenile Diabetes Research Foundation's Walk cabinet.

Mike Gillis, 50, was named the tenth General Manager in Vancouver Canucks history on April 23, 2008. In his first season with the Canucks, Gillis guided the franchise to its sixth Northwest Division title with a 45-27-10 record and 100 points in 2008-09. Gillis made several free agent acquisitions this season including signing 18-year NHL veteran, Mats Sundin and re-signing Alex Burrows to a four-year contract. Gillis joined the Canucks organization after spending the past 15 years as a successful NHL player representative.

In his role as General Manager, Gillis is responsible for providing strategic leadership to the Hockey Operations Department, overseeing the Canucks top minor league affiliates, negotiating player contracts and executing a viable, long-term strategy for player growth and development. Gillis began his tenure with the club by restructuring the Hockey Operations Department bringing in more than 60 years of NHL experience with the addition of Laurence Gilman, Lorne Henning, Dave Gagner, Scott Mellanby and Ryan Walter.

A former player, Gillis began his NHL career in 1978 as the 5th overall selection in the NHL Entry Draft by the Colorado Rockies. In 246 NHL regular season games, Gillis recorded 76 points (33-43-76) and 186 penalty minutes with Colorado and Boston before injury forced him to retire in 1985.

The Kingston, Ontario, native returned home to obtain his law degree from Queen's University in 1990. He later served as a Professor of Sports Law at Queen's. Gillis began his career as a NHL player representative in 1992 and became one of the most successful in his industry. His ability to evaluate players, negotiate contracts and extensive knowledge of the Collective Bargaining Agreement, provided Gillis the opportunity to work with a number of the NHL's most elite players over the past 15 years. Among his former clients include Pavel Bure, Markus Naslund, Geoff and Russ Courtnall, Mike Richter and Bobby Holik.



MIKE GILLIS

GENERAL MANAGER & ALTERNATE GOVERNOR


Born: December 1, 1958
Birthplace: Sudbury, ON
Residence: Vancouver, BC
Family: Wife, Diane; Sons, Max & Spencer; Daughter, Kate

Lorne Henning, 57, was named Vice President of Player Personnel & Assistant General Manager on September 3, 2008. Henning first joined the Canucks organization as a Professional Scout, bringing 28 years of professional playing and coaching experience at the NHL level and four Stanley Cup Championship rings. Prior to being named Assistant General Manager, Henning held the position of Director, Player Personnel for three years. As Vice President of Player Personnel and Assistant General Manager, Henning works closely with Mike Gillis on all player evaluations, trades and free agent signings. Additionally, he is responsible for the club's professional scouting in North America and Europe and acts as the primary liaison between the Canucks minor league affiliates.

Henning joined the Canucks in September 2005 after having worked as an Assistant Coach with the Mighty Ducks of Anaheim from 2002 to 2004. Henning's extensive NHL career both as a player and coach saw him play nine years with the New York Islanders (1972-81) and work as an Assistant Coach and Head Coach for 19 seasons. Henning was a member of the New York

Islanders Stanley Cup Championship teams as a player in the 1979-80 and 1980-81 seasons and then as an Assistant Coach in 1981-82 and 1982-83. The four-time Stanley Cup winner worked alongside former Islanders Head Coach and Hockey Hall of Famer, Al Arbour as an Assistant Coach.

Drafted 17th overall in the 1972 NHL Amateur Draft, Henning spent his entire professional hockey career with the New York Islanders. The Saskatchewan native played 543 career games with the Islanders before retiring a back-to-back Stanley Cup Champion after the 1980-81 season. He joined the coaching fraternity the following year as Islanders Assistant Coach and achieved similar success helping lead the club to another two Stanley Cup Championships. Henning continued on to an 18-year NHL career behind the bench, including coaching assignments with the North Stars, Blackhawks and Mighty Ducks. During the 1985-86 and 1986-87 seasons, Henning served as the Head Coach for the Minnesota North Stars and was Head Coach of the New York Islanders in the 1994-95 season.



LORNE HENNING

VICE PRESIDENT OF PLAYER PERSONNEL & ASSISTANT GENERAL MANAGER

Born: February 23, 1952
Birthplace: Melfort, SK
Residence: Irvine, CA
Family: Wife, Cathye; Sons, Brett & Garrett; Daughter, Marissa

Laurence Gilman, 44, was named Vice President of Hockey Operations & Assistant General Manager on September 3, 2008. Gilman initially joined the Canucks as the club's Director, Hockey Administration on May 5, 2008 after 13 years with the Phoenix Coyotes/Winnipeg Jets organization. In his role as Vice President of Hockey Operations & Assistant General Manager, Gilman works closely with Mike Gillis on all aspects of day-to-day administration and on-ice operations of the Canucks. Gilman oversees the development and implementation of the Hockey Operations budget, player contract negotiation, salary arbitration and player transactions. Gilman is also responsible for the administration and application of the NHL Collective Bargaining Agreement and the development of the club's strategic salary cap plan. Additionally, he oversees the Canucks Amateur Scouting Department.

Prior to joining the Canucks, Gilman worked with the Coyotes/Jets organization most recently serving as the club's Senior Vice President & Assistant General Manager for five seasons from 2002 to 2007. Gilman also served as

General Manager of the San Antonio Rampage, the Coyotes' primary developmental affiliate in the American Hockey League (AHL). In this capacity he oversaw the hockey operations of the Rampage franchise, developed and implemented the Coyotes' hockey operations department budget, negotiated player contracts, salary arbitration, player transactions, and scouting as well as the administration and application of the NHL's Collective Bargaining Agreement.

Prior to being named the Coyotes Assistant General Manager, Gilman spent three seasons as the team's Director of Hockey Operations. Before that, he served four seasons with the club in various capacities including Director of Hockey Administration and Legal Counsel.

Gilman graduated from the University of Winnipeg in 1991 then attended the University of North Dakota School of Law. He received his Juris Doctorate in 1994 and was admitted to the State Bar of Minnesota in 1995.



LAURENCE GILMAN

VICE PRESIDENT OF HOCKEY OPERATIONS & ASSISTANT GENERAL MANAGER

Born: January 6, 1965
Birthplace: Winnipeg, MB
Residence: Vancouver, BC
Family: Wife, Michelle; Son, Tyler; Daughter, Samantha



STAN SMYL

SENIOR ADVISOR TO THE GENERAL MANAGER

Born: January 28, 1958
Birthplace: Glendon, AB
Residence: West Vancouver, BC
Family: Wife, Jennifer; Son, Spencer; Daughters, Jilian & Natalie

Smyl, 51, has spent his entire professional hockey career with the Canucks organization and was named Senior Advisor to the General Manager after taking on new duties as Director of Collegiate Scouting. In his role, Smyl works closely with General Manager, Mike Gillis, on a number of initiatives in the Hockey Operations Department, while continuing his responsibilities for scouting and evaluating the collegiate game in North America. Smyl began his career with the Canucks as a player, then coach and has most recently worked in a Player Development capacity.

Smyl retired as a player on July 3, 1991 and was hired as a Canucks Assistant Coach on the same day. He served in the assistant capacity until June 18, 1999, when he was named Head Coach of Vancouver's top affiliate, the Syracuse Crunch (AHL). The 2000-01 season saw Smyl and the Canucks minor

league team move to Kansas City (IHL), then to Manitoba (AHL) where Smyl was Head Coach for four seasons.

Often described as the "heart and soul" of the Canucks during his playing career, Smyl turned skeptics into believers by establishing team records for games played (896), goals (262), assists (411) and points (673). This combined with a feisty, hard-nosed style of play saw him lead Vancouver in goals (31), assists (47), points (78) and penalty minutes (204) in the 1979-80 season.

Three times named Canucks MVP, Smyl served the longest term as team captain (1982-90) in franchise history. He received the highest honour a club can give on Nov. 3, 1991 when the Canucks retired his No. 12 jersey, raising it to the rafters in the Canucks former home, the Pacific Coliseum.



DAVE GAGNER

DIRECTOR, PLAYER DEVELOPMENT

Born: December 11, 1964
Birthplace: Chatham, ON
Residence: London, ON
Family: Wife, Jo-Anne; Son, Sam; Daughters, Jessica & Renee

Dave Gagner, 44, joined the club as Director, Player Development on June 19, 2008 and is responsible for working with Vancouver's drafted and young players to assist in their continued growth as professionals.

Gagner spent the past two years as an Assistant Coach with the London Knights of the Ontario Hockey League. In addition to his work with the Knights, Gagner has built his own player development centre in London to assist players from minor and college hockey in taking the next step in their careers. Gagner's son Sam was the sixth overall selection in the 2007 NHL Entry Draft by the Edmonton Oilers.

The Chatham, Ontario, native played 946 NHL regular season games with seven teams including the Canucks in 1998-99. In 946 games over 15 seasons, Gagner recorded 719 points (318-401-719) and 1,016 penalty minutes. Gagner was the 12th overall selection in the first round of the 1983 NHL Entry Draft by the New York Rangers.



RON DELORME

CHIEF AMATEUR SCOUT

Born: September 3, 1955
Birthplace: North Battleford, SK
Residence: Vancouver, BC
Family: Wife, Joan; Son, Blair; Daughter, Leah

Ron Delorme, 53, is one of the longest-serving members of the Vancouver Canucks. With over 20 years of scouting experience and 210 games played at right wing, Delorme has been a member of the Canucks in some capacity since 1981. Delorme coordinates Vancouver's amateur scouting staff and assembles the Canucks draft selection list. He was named Chief Amateur Scout in August 2000.

Delorme was originally drafted by Denver in the 1975 WHA Entry Draft. His rights were then transferred to the Colorado Rockies in July 1976, after the franchise relocated to the NHL. He played in 314 games for the Rockies from

1976-77 to 1980-81 before he was claimed by Vancouver in the NHL waiver draft in October 1981. Delorme played a large role in the Canucks run to the Stanley Cup Finals in 1982 and is probably best remembered by Vancouver fans for his inspirational fight versus Chicago's Grant Mulvey in the Campbell Conference Final.

Delorme played four seasons for the Canucks from 1981-82 to 1984-85, recording 17 goals, 20 assists (37 points) and 383 penalty minutes in 210 games before a knee injury forced his retirement in 1985. In 524 career NHL games, Delorme recorded 83 goals, 83 assists (166 points) and 667 penalty minutes.

Alain Vigneault, 47, is the 16th Head Coach in Vancouver Canucks history and has served three seasons with the club since being named to the position on June 20, 2006. This season, Vigneault collected his 200th win as a head coach in the NHL, 100th win behind the bench of the Vancouver Canucks and appeared in his 500th career game as a head coach. Vigneault led Vancouver to its sixth Northwest Division title in franchise history, his second in three years, and a record of 45-27-10. In three seasons as Canucks bench boss, Vigneault has built a regular season record of 133-86-27 with a .595 winning percentage, the most successful winning percentage by a Vancouver coach in franchise history.

In his first year as Canucks Head Coach, Vigneault led the team to their most successful regular season to date; establishing new franchise records for wins (49) and points (105), on the way to a Northwest Division Championship and Vancouver's first appearance in the playoffs since the 2003-04 season. In recognition of these significant achievements, Vigneault was presented with the Jack Adams Award as NHL Coach of the Year at the 2007 NHL Awards in Toronto.

Vigneault previously served as Head Coach of the Montreal Canadiens from 1997-2001, becoming the organization's second youngest coach in club history at the age of 36. He compiled an NHL record of 109-118-35-4, reaching the Eastern Conference Semi-Finals during his first season behind the Canadiens bench and was nominated for the Jack Adams Award, following the 1999-2000 season.

Vigneault joined Vancouver from the club's AHL affiliate, the Manitoba Moose, where he led the team to within one game of the conference

finals. In the 2005-06 season, his first season as Head Coach with the Moose, Vigneault guided the club to a 44-24-7 record.

Prior to joining the Moose, Vigneault spent 10 seasons as Head Coach in the QMJHL with Trois-Rivieres, Hull, Beauport and PEI. In 1988, Vigneault led the Olympiques to the Memorial Cup and was subsequently named CHL Coach of the Year. He has been honoured as coach of the QMJHL's Second All-Star team on three separate occasions.

Vigneault has also achieved success on the international stage. He served as an Assistant

Coach with Canada's National Junior Team in 1989 and 1991, winning a gold medal at the 1991 World Junior Championships in Saskatoon.

The Quebec-native began his career in the NHL playing for the St. Louis Blues from 1981 to 1983. Drafted by the Blues in the eighth round, 167th overall in the 1981 Entry Draft, the defenceman recorded two goals, five assists and 82 penalty minutes in his NHL career. Vigneault went on to serve as a scout for the Blues for two seasons and as an Assistant Coach for the Ottawa Senators from 1992 to 1996.

ALAIN VIGNEAULT'S HEAD COACHING RECORD

Season	Team	League	GC	W	L	T	OTL	PCT
1986-87	Trois Rivieres	QMJHL	70	28	40	2	0	.414
1987-88	Hull	QMJHL	70	43	23	4	0	.643
1988-89	Hull	QMJHL	70	40	25	5	0	.607
1989-90	Hull	QMJHL	70	36	29	5	0	.550
1990-91	Hull	QMJHL	70	36	27	7	0	.564
1991-92	Hull	QMJHL	70	41	24	5	0	.621
1995-96	Beauport	QMJHL	31	19	7	5	0	.694
1996-97	Beauport	QMJHL	70	24	44	2	0	.357
1997-98	Montreal	NHL	82	37	32	13	0	.530
1998-99	Montreal	NHL	82	32	39	11	0	.457
1999-00	Montreal	NHL	82	35	34	9	4	.506
2000-01	Montreal	NHL	20	5	13	2	0	.300
2003-04	P.E.I.	QMJHL	70	40	19	5	6	.650
2004-05	P.E.I.	QMJHL	70	24	39	7	0	.393
2005-06	Manitoba	AHL	80	44	24	-	7	.633
2006-07	Vancouver	NHL	82	49	26	7	-	.640
2007-08	Vancouver	NHL	82	39	33	10	-	.536
2008-09	Vancouver	NHL	82	45	27	10	-	.610
VANCOUVER TOTALS			246	133	86	27	-	.595
NHL TOTALS			512	242	204	62	4	.537



ALAIN VIGNEAULT

HEAD COACH

Born: May 14, 1961
Birthplace: Quebec City, QC
Residence: Vancouver, BC
Family: Daughters, Andreane & Janie

Rick Bowness, 54, enters his third season as a member of the Vancouver Canucks coaching staff and 19th NHL season in a coaching capacity. Bowness joined the Canucks from the Phoenix Coyotes where he served as Assistant Coach for the last six years; Bowness assumed head coaching duties on an interim basis in 2003-04. Prior to joining the Coyotes, Bowness was a member of the New York Islanders coaching staff for three seasons.

The Moncton, New Brunswick-native has held the position of Head Coach for five NHL teams: the Winnipeg Jets (1988-89), Boston Bruins (1991-92), Ottawa Senators (1992-96), New York Islanders (1996-98) and Phoenix Coyotes (2003-04). In addition to his NHL coaching experience, Bowness was also a player/coach for the Sherbrooke Jets (1982-83); Head Coach and General Manager of his hometown Moncton Hawks (1987) and Head Coach of the Maine Mariners (1989-91) of the AHL.

Prior to his coaching career, Bowness played seven seasons (1975-82) in the NHL as a right wing with Atlanta, Detroit, St. Louis and Winnipeg. He saw action in 173 games, recording 55 points (18-37-55) and 191 penalty minutes. Bowness was originally drafted by the Atlanta Flames in the second

round, 26th overall, of the 1975 NHL Entry Draft.

Bowness began his career in coaching with the American Hockey League's Sherbrooke Jets as a player/coach during the 1982-83 season. He served the next four seasons (1983-84 to 1986-87) as an Assistant Coach for the Winnipeg Jets before returning to his hometown in 1987 as the Coach and General Manager of the Moncton Hawks, the Jets' AHL developmental team. In February 1989, Bowness had his first NHL head coaching stint when he took over as interim Head Coach of the Jets for the final 28 games (8-17-3) of the 1988-89 season.

The following season, Bowness joined the Boston Bruins organization, coaching the AHL's Maine Mariners for two seasons before assuming the head coaching duties for the Bruins in 1991-92. Bowness coached the Bruins to a 36-32-12 record in 1991-92, his best season as a Head Coach. In his only year with Boston, he led the Bruins to the Prince of Wales (Eastern Conference) Finals, losing 4-0 to the eventual Stanley Cup Champion Pittsburgh Penguins.

Bowness was then named the first Head Coach of the Ottawa Senators on June 15, 1992. In three and a half seasons (1992-93 to 1995-96) with the expansion franchise, Bowness finished with

a record of 39-178-18. Despite the tough times, Bowness was highly regarded for his positive style and was credited for the development of many of the Senators young stars. Bowness remained behind the Senators' bench until November 20, 1995, becoming only the second coach in NHL history to head an expansion team through its first three seasons.

He was then hired by the Islanders on December 30, 1995 and worked two seasons as an Associate Coach. Bowness took over the head coaching duties of the Islanders on January 23, 1997 and led the club to a 16-18-3 record. The following year, in his first full season as the Islanders' Head Coach, he guided the team to a 22-32-9 record in 63 games before being replaced on March 11, 1998. Bowness was instrumental in the development of many of the Islanders young players.


Rick and his wife Judy have three children: Ricky, Ryan and Kristen. Rick's son Ryan was drafted by the Columbus Blue Jackets in the 8th round (236th overall) of the 2001 Entry Draft.



RICK BOWNESS

ASSOCIATE COACH

Born: January 25, 1955
Birthplace: Moncton, NB
Residence: Vancouver, BC
Family: Wife, Judy; Sons, Ricky & Ryan; Daughter, Kristen



RYAN WALTER

ASSISTANT COACH

Born: April 23, 1958
Birthplace: New Westminster, BC
Residence: West Langley, BC
Family: Wife, Jennifer; Sons, Ben, Ryan & Joe; Daughters, Christiana & Emma


Ryan Walter was named Assistant Coach on June 17, 2008. Walter joined the club after spending the past 15 years as a well respected and successful business leader.

Walter, 50, enjoyed a 15 year career in the NHL, playing 1,003 regular season games with three clubs including the Canucks. In 1,003 games played, Walter recorded 646 points (264-382-646) and 946 penalty minutes. His greatest on-ice accomplishment came in 1986 when he won the Stanley Cup as a member of the Montreal Canadiens.

The 2nd overall selection by the Washington

Capitals in the 1978 NHL Entry Draft, Walter went on to play his first four seasons with the Capitals where he was named team Captain. After wearing the Canadiens sweater for nine seasons, Walter finished his career in his hometown, playing for the Canucks during the 1991-92 and 1992-93 seasons.

Over the past 15 years, Walter earned his Masters of Arts Degree in Leadership/Business and has worked with professional athletes and executives to maximize their physical and mental potential. He has been a successful public speaker, broadcaster, author and business leader.



DARRYL WILLIAMS

ASSISTANT COACH, VIDEO

Born: February 29, 1968
Birthplace: Labrador City, NF
Residence: Vancouver, BC
Family: Wife, Nancy; Son, Ben; Daughter, Sophia

Darryl Williams, 41, was named Assistant Coach, Video on August 12, 2008. Williams joined the Canucks from the St. John's Fog Devils of the QMJHL, where he worked the past four seasons as Associate Coach, Video Coordinator and Strength & Conditioning Coach. Prior to joining St. John's, Williams served in a number of coaching capacities, including Head Coaching duties with the Kansas City Outlaws of the United Hockey League and Assistant Coach of the Cincinnati

Mighty Ducks of the American Hockey League.

The Labrador City, Newfoundland native played 11 seasons in the American Hockey League and International Hockey League, highlighted by a two-game call up to the NHL with the Los Angeles Kings in the 1992-93 season. With his appointment, Williams becomes the first Newfoundland-native to serve in an NHL coaching position in League history.



IAN CLARK

GOALTENDING CONSULTANT


Born: May 12, 1966
Birthplace: Vancouver, BC
Residence: Dallas, TX
Family: Wife Debora; Sons Morgan, Christopher, Samuel, Collins, Jason & Blake

Ian Clark, 42, completes his seventh season with the Vancouver Canucks as Goaltending Consultant. Clark joined the Canucks on July 31, 2002. A former resident of the Lower Mainland, Clark currently resides in Dallas, Texas and is the founder and President of the Goaltender Development Institute. He is also the Editor-in-Chief of *From the Crease* and *The Goalie News*, leading development publications for goaltenders of all ages and skill levels.

Clark was a member of Team Canada's World Junior Championship coaching staff from 2000-06

and helped lead the team to two silver medals in 2003 and 2004, and two gold medals in 2005 and 2006. Recognized as one of the leading educators of the goaltending position, Clark's knowledge and innovative training has attracted high-performance goaltenders at the NHL, minor pro, major junior and NCAA levels.

In 2001-02, Clark worked as the Florida Panthers goaltending consultant. In addition to working with Roberto Luongo, Trevor Kidd and Wade Flaherty, Clark has previously consulted privately with several NHL goaltenders.



ROGER TAKAHASHI

STRENGTH & CONDITIONING COACH

Born: September 14, 1967
Birthplace: Kamloops, BC
Residence: Surrey, BC
Family: Wife, Cara; Sons, Sami, Max & Calvin

Roger Takahashi, 41, completes his sixth season as the Canucks Strength and Conditioning Coach after joining the team in June 2003. His responsibilities include specialized hockey conditioning and nutrition programs in-season and off-season, as well as recovery programs for injured players to ensure they return to the Canucks line-up in top physical condition. In addition to training Canucks players, Takahashi is also responsible for training players with the Canucks top minor league affiliates, the Manitoba Moose of the American Hockey League and players of the Victoria Salmon Kings of the East Coast Hockey League. Takahashi works closely with Vancouver's young prospects to educate them on nutrition and the training commitment required at the elite NHL level.

Takahashi graduated from the University of Waterloo with a Bachelor of Science in Science and a Bachelor of Science in Honours Kinesiology in 1991. He has written articles and given talks regarding injury prevention as well as sports training and has lectured at the university level at both Simon Fraser University and the University of British Columbia. He is actively involved in the Canucks Centre for BC Hockey programs as well as with the Strength and Conditioning Coaches of the NHL.

Takahashi was born and raised in Kamloops and now resides in Surrey with his wife, three sons and their nine dogs. He is a member of the British Columbia Association of Kinesiologists, the Sports Medicine Council of British Columbia, and the National Strength and Conditioning Association as a Certified Strength and Conditioning Specialist.

DEFENCEMEN

NO.	PLAYER	POS	HT	WT	BIRTHPLACE	BIRTHDATE
2	Ohlund, Mattias (A)	D	6'3"	220	Pitea, SWE	Sept. 9, 1976
3	Biekša, Kevin	D	6'0"	205	Grimsby, ON	June 16, 1981
4	Davison, Rob	D	6'3"	220	St. Catharines, ON	May 1, 1980
5	Vaananen, Ossi	D	6'4"	215	Vantaa, FIN	Aug. 18, 1980
6	Salo, Sami	D	6'3"	203	Turku, FIN	Sept. 2, 1974
8	Mitchell, Willie (A)	D	6'3"	210	Port McNeill, BC	Apr. 23, 1977
23	Edler, Alexander	D	6'3"	220	Ostersund, SWE	Apr. 21, 1986
55	O'Brien, Shane	D	6'3"	224	Port Hope, ON	Aug. 9, 1983

FORWARDS

NO.	PLAYER	POS	HT	WT	BIRTHPLACE	BIRTHDATE
9	Pyatt, Taylor	LW	6'4"	230	Thunder Bay, ON	Aug. 19, 1981
10	Johnson, Ryan	C	6'1"	202	Thunder Bay, ON	June 14, 1976
13	Sundin, Mats	C	6'5"	231	Bromma, SWE	Feb. 13, 1971
14	Burrows, Alex	LW	6'1"	197	Pointe-Claire, QC	Apr. 11, 1981
17	Kesler, Ryan (A)	C	6'2"	205	Livonia, MI	Aug. 31, 1984
18	Bernier, Steve	RW	6'2"	225	Quebec City, QC	Mar. 31, 1985
21	Raymond, Mason	LW	6'0"	182	Calgary, AB	Sept. 17, 1985
22	Sedin, Daniel	LW	6'1"	185	Ornskoldsvik, SWE	Sept. 26, 1980
24	Hordichuk, Darcy	LW	6'1"	215	Kamsack, SK	Aug. 10, 1980
33	Sedin, Henrik	C	6'2"	185	Ornskoldsvik, SWE	Sept. 26, 1980
36	Hansen, Jannik	RW	6'1"	189	Herlev, DEN	Mar. 15, 1986
37	Rypien, Rick	C	5'11"	184	Coleman, AB	May 16, 1984
38	Demitra, Pavol	RW	6'0"	200	Dubnica, SVK	Nov. 29, 1974
42	Wellwood, Kyle	C	5'10"	190	Windsor, ON	May 16, 1983

GOALTENDERS

NO.	PLAYER	POS	HT	WT	BIRTHPLACE	BIRTHDATE
1	Luongo, Roberto (C)	G	6'3"	205	Montreal, QC	Apr. 4, 1979
30	LaBarbera, Jason	G	6'3"	225	Burnaby, BC	Jan. 18, 1980

President & CEOChris Zimmerman
General ManagerMike Gillis
VP & Assistant General ManagerLaurence Gilman
VP & Assistant General ManagerLorne Henning
Sr. Advisor to the General ManagerStan Smyl
Director, Player DevelopmentDave Gagner
Chief Amateur ScoutRon Delorme
Head CoachAlain Vigneault
Associate CoachRick Bowness
Assistant CoachRyan Walter

Assistant Coach, VideoDarryl Williams
Goaltending ConsultantIan Clark
Strength & Conditioning CoachRoger Takahashi
Head Athletic TrainerMike Burnstein
Assistant Athletic TrainerJon Sanderson
Assistant Athletic TrainerMarty Dudgeon
Equipment ManagerPat O'Neill
Assistant Equipment ManagerJamie Hendricks
Equipment AssistantBrian Hamilton
Video AssistantRod Brathwaite



2008.09 HIGHLIGHTS	
MOST GOALS IN A GAME	2
3X LATEST – JAN. 7/09 AT EDM	
MOST ASSISTS IN A GAME	2
DEC. 22/08 VS ANA	
MOST POINTS IN A GAME	3
JAN. 7/09 AT EDM: 2-1-3	
SEASON HAT TRICKS	0
GAME-WINNING GOALS	4
LATEST – MAR. 3/09 VS MIN	
POWER PLAY GOALS	2
LATEST – DEC. 7/08 AT COL	
SHORTHANDED GOALS	0
OVERTIME POINTS	0-0-0
SHOOTOUT RECORD	0/1
PENALTY SHOT RECORD	0/0


SEASON	CLUB	LEA	REGULAR SEASON					PLAYOFFS				
			GP	G	A	PTS	PIM	GP	G	A	PTS	PIM
2001-02	Moncton	QMJHL	66	31	28	59	51	-	-	-	-	-
2002-03	Moncton	QMJHL	71	49	52	101	90	2	1	0	1	2
2003-04	Moncton	QMJHL	66	36	46	82	80	20	7	10	17	17
2004-05	Moncton	QMJHL	68	35	36	71	114	12	6	13	19	22
2005-06	San Jose	NHL	39	14	13	27	35	11	1	5	6	8
	Cleveland	AHL	49	20	23	43	33	-	-	-	-	-
2006-07	San Jose	NHL	62	15	16	31	29	11	0	1	1	2
	Worcester	AHL	10	3	4	7	2	-	-	-	-	-
2007-08	San Jose	NHL	59	13	10	23	62	-	-	-	-	-
	Buffalo	NHL	17	3	6	9	2	-	-	-	-	-
2008-09	Vancouver	NHL	81	15	17	32	27	-	-	-	-	-
VANCOUVER TOTALS			81	15	17	32	27	-	-	-	-	-
NHL TOTALS			258	60	62	122	155	22	1	6	7	10

2008.09 SEASON IN REVIEW

Collected 32 points (15-17-32) in 81 games played, logging an average of 13:50 TOI/G...Set career highs in assist (17) and point (32) totals in a single season...Won the Fred J. Hume award as the team's "unsung hero"...Tied a career high for most game-winning goals in a season with four...Recorded four multi-point games...Enjoyed a season-high three-point game, scoring twice and adding one assist, all in a single period (2nd period); Bernier's goals came in rapid succession, just 12 seconds apart, which is the fastest two goals by a Canucks player since Thomas Gradin (Gradin scored twelve seconds apart in a 4-3 loss to the Oilers on March 16, 1983), Jan. 7/09 at EDM... Recorded his 100th career point with an assist on Dec. 4/08 at DET...Played in his 200th game on Nov. 29/08 at CGY.

CAREER HIGHLIGHTS

Recorded one assist (0-1-1) in 11 playoff games played during the 2006-07 season with the San Jose Sharks...Made his NHL playoff debut during the 2005-06 season against Nashville...Recorded his first playoff point with the game-winning goal, Apr. 25/06 vs NSH...Recorded playoff assists in three consecutive games (0-3-3) from May 7-10/06... Led Moncton for the second consecutive year in playoff scoring with 19 points (6-13-19) during the 2004-05 season, good for fifth in the league... Led the Moncton Wildcats of the QMJHL with 17 points (7-10-17) in the 2003-04 playoffs with 20 games played...Member of Canada's entry in the 2003 World U18 Championship team that went on to win Gold.



2008.09 GAME BY GAME

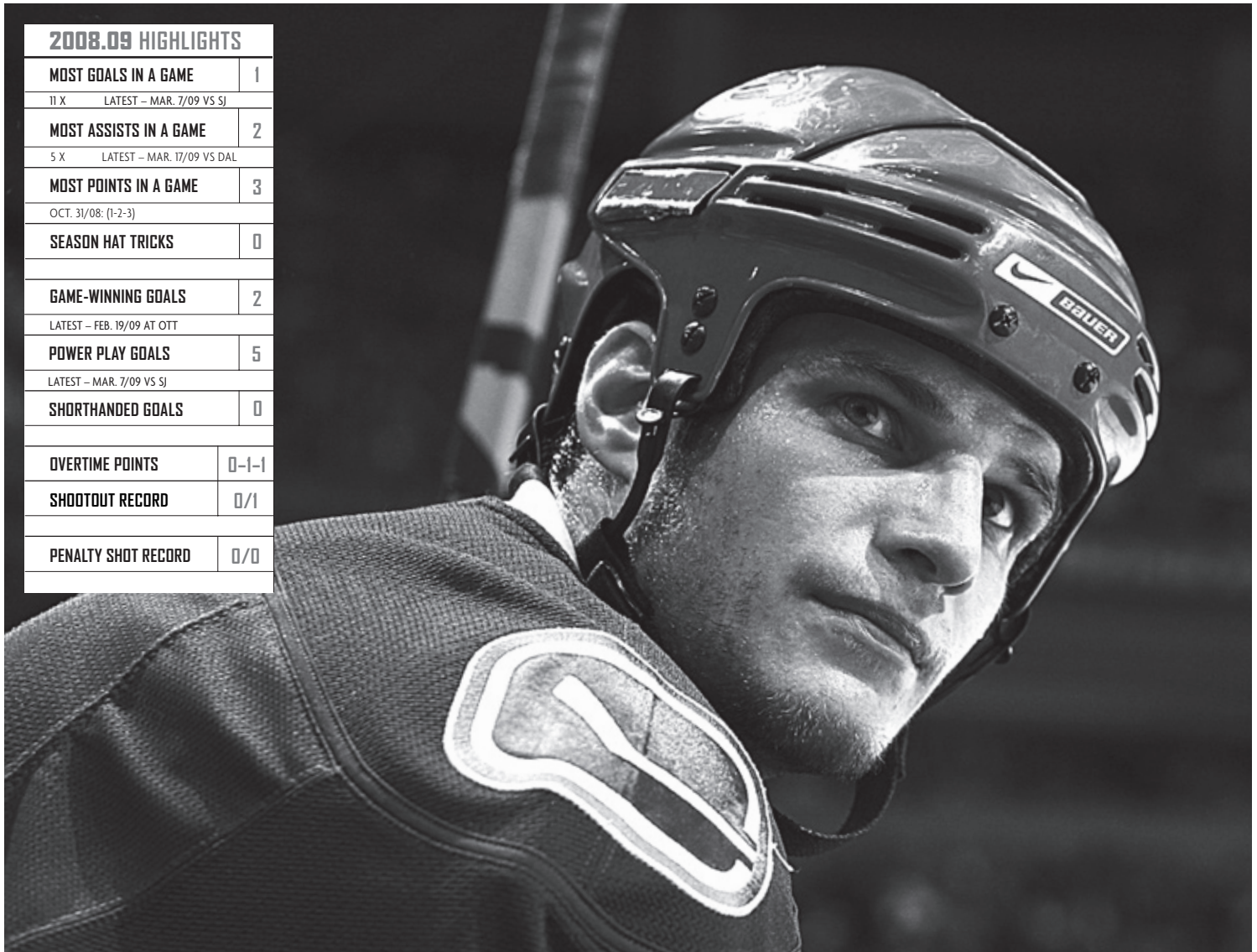
DATE	OPP		BERNIER #18	
Oct. 9	Vs CGY	1-0	2/2	13:08
Oct. 11	@ CGY	0-1	1/1	15:44
Oct. 13	@ WSH	0-0	0/0	15:42
Oct. 16	@ DET	0-0	2/0	16:59
Oct. 17	@ BUF	1-0	1/0	13:54
Oct. 19	@ CHI	0-1	2/0	17:13
Oct. 21	@ CBJ	0-0	3/-2	19:32
Oct. 25	Vs EDM	0-1	0/-2	13:37
Oct. 28	Vs BOS	0-0	1/-1	15:45
Oct. 30	@ LA	0-0	1/1	9:50
Oct. 31	@ ANA	2-0	3/-1	13:16
Nov. 2	Vs DET	0-0	0/1	15:43
Nov. 4	Vs NSH	0-1	4/1	15:05
Nov. 6	Vs PHX	0-0	1/0	15:31
Nov. 8	Vs MIN	0-0	1/0	15:03
Nov. 12	Vs COL	0-0	1/0	12:48
Nov. 15	Vs TOR	0-0	2/1	14:08
Nov. 17	@ NYI	0-0	5/0	16:17
Nov. 19	@ NYR	0-0	0/1	12:40
Nov. 20	@ MIN	1-0	2/1	13:42
Nov. 22	@ PIT	0-0	2/0	15:05
Nov. 24	Vs DET	0-0	1/-1	2:53
Nov. 27	Vs CGY	INJ		
Nov. 29	@ CGY	0-0	0/0	10:20
Dec. 1	@ CBJ	0-0	1/0	12:15
Dec. 4	@ DET	0-1	1/0	9:37
Dec. 5	@ MIN	0-0	3/0	15:35
Dec. 7	@ COL	2-0	7/2	16:35
Dec. 9	@ NSH	0-0	4/0	12:00
Dec. 13	@ EDM	0-0	0/-1	10:19
Dec. 14	Vs FLA	0-0	0/0	13:20
Dec. 17	Vs EDM	0-1	1/1	16:42
Dec. 20	Vs CHI	0-0	1/-1	16:03
Dec. 22	Vs ANA	0-2	0/0	16:38
Dec. 23	@ SJ	0-0	2/-1	14:50
Dec. 26	Vs EDM	0-1	2/1	15:17
Dec. 28	Vs OTT	0-0	1/0	12:21
Dec. 30	Vs PHI	0-1	2/1	14:36
Jan. 1	@ NSH	0-1	2/1	14:37
Jan. 2	@ ATL	0-0	2/0	12:14
Jan. 4	Vs DAL	0-1	0/1	13:18

DATE	OPP		BERNIER #18	
Jan. 7	@ EDM	2-1 (W)	3/2	13:13
Jan. 9	Vs STL	0-0	1/-2	14:58
Jan. 10	Vs SJ	0-0	2/-1	14:49
Jan. 13	Vs NJ	1-0	2/-1	16:27
Jan. 15	Vs PHX	0-0	0/0	12:38
Jan. 18	Vs CBJ	1-0	3/-1	14:53
Jan. 20	@ SJ	0-0	0/0	13:20
Jan. 28	Vs NSH	0-0	2/0	10:41
Jan. 31	Vs MIN	0-0	1/0	14:33
Feb. 3	Vs CAR	0-0	2/0	13:43
Feb. 7	Vs CHI	1-0 (W)	8/0	13:04
Feb. 10	@ STL	0-0	1/-1	12:16
Feb. 12	@ PHX	0-0	1/1	13:40
Feb. 13	@ DAL	0-1	2/1	13:10
Feb. 15	Vs MTL	0-0	1/-2	15:15
Feb. 17	@ CGY	0-1	3/1	12:31
Feb. 19	@ OTT	0-0	2/0	14:25
Feb. 21	@ TOR	0-0	3/0	14:30
Feb. 24	@ MTL	0-0	1/0	12:59
Feb. 27	Vs TB	1-0 (W)	2/1	18:00
Mar. 1	Vs CBJ	0-0	2/0	11:33
Mar. 3	Vs MIN	1-0	2/0	13:31
Mar. 7	Vs SJ	0-0	3/0	14:27
Mar. 9	@ LA	0-0	0/0	10:43
Mar. 11	@ ANA	0-0	1/0	13:26
Mar. 13	Vs LA	0-0	1/0	15:06
Mar. 15	Vs COL	0-0	2/0	14:57
Mar. 17	Vs DAL	1-0 (W)	6/1	13:07
Mar. 19	Vs STL	0-0	1/0	16:17
Mar. 21	@ PHX	0-0	3/-1	14:07
Mar. 24	@ DAL	0-0	0/0	15:49
Mar. 26	@ STL	0-1	3/0	12:13
Mar. 27	@ COL	0-0	1/0	13:03
Mar. 29	@ CHI	0-0	0/0	13:27
Mar. 31	@ MIN	0-0	0/0	11:32
Apr. 2	Vs ANA	0-1	2/0	13:58
Apr. 4	@ EDM	0-0	1/-1	11:37
Apr. 5	Vs COL	0-0	1/1	14:49
Apr. 7	Vs CGY	0-0	0/0	11:43
Apr. 9	Vs LA	0-0	1/0	12:37
Apr. 11	@ COL	0-0	3/0	13:24



2008.09 HIGHLIGHTS

MOST GOALS IN A GAME	1
11 X LATEST – MAR. 7/09 VS SJ	
MOST ASSISTS IN A GAME	2
5 X LATEST – MAR. 17/09 VS DAL	
MOST POINTS IN A GAME	3
OCT. 31/08: (1-2-3)	
SEASON HAT TRICKS	0
GAME-WINNING GOALS	2
LATEST – FEB. 19/09 AT OTT	
POWER PLAY GOALS	5
LATEST – MAR. 7/09 VS SJ	
SHORTHANDED GOALS	0
OVERTIME POINTS	0-1-1
SHOOTOUT RECORD	0/1
PENALTY SHOT RECORD	0/0



REGULAR SEASON

PLAYOFFS


SEASON	CLUB	LEA	GP	G	A	PTS	PIM	GP	G	A	PTS	PIM
2000-01	Bowling Green	NCAA	35	4	9	13	90	-	-	-	-	-
2001-02	Bowling Green	NCAA	40	5	10	15	68	-	-	-	-	-
2002-03	Bowling Green	NCAA	34	8	17	25	92	-	-	-	-	-
2003-04	Bowling Green	NCAA	38	7	15	22	66	-	-	-	-	-
	Manitoba	AHL	4	0	2	2	2	-	-	-	-	-
2004-05	Manitoba	AHL	80	12	27	39	192	14	1	1	2	35
2005-06	Vancouver	NHL	39	0	6	6	77	-	-	-	-	-
	Manitoba	AHL	23	3	17	20	73	13	0	10	10	38
2006-07	Vancouver	NHL	81	12	30	42	134	9	0	0	0	20
2007-08	Vancouver	NHL	34	2	10	12	90	-	-	-	-	-
	Manitoba	AHL	1	0	1	1	2	-	-	-	-	-
2008-09	Vancouver	NHL	72	11	32	43	97	-	-	-	-	-
VANCOUVER/NHL TOTALS			226	25	78	103	398	9	0	0	0	20

2008.09 SEASON IN REVIEW

Collected 43 points (11-32-43) in 72 games played, logging an average of 23:29 TOI/G...Set career highs for most assists (32) and points (43) in a single season...Led Canucks defencemen in goals (11), assists (32), points (43) and avg TOI (23:29)...Recorded two points in two games, Mar. 31-Apr. 2...Played in his 200th career game, Feb. 13/09 at DAL...Recorded three points (1-2-3) in three consecutive games, Jan. 28-Feb. 3/09...Tallied five points (2-3-5) in five consecutive games, Dec. 1-9/08...Went on a three-game point streak, registering four points (1-3-4) that included a game-winning goal, Nov. 4-8/08.

CAREER HIGHLIGHTS

Made his NHL playoff debut in 2006-07 against the Dallas Stars...Logged 54:27 of ice time to lead all Canucks players and finished a plus one, Apr. 11/07 vs Dallas...Played in nine playoff games, registering 20 PIM...Played in 13 playoff games with the AHL Manitoba Moose for the 2005-06 season...Recorded 10 points (0-10-10) and 38 PIM...Collected eight assists in the North Division Finals in 2005-06...Tallied two of his assists in North Division Semi-Finals against Syracuse...Played in all 14 Moose playoff games in 2004-05...Collected an assist Apr. 29/05 vs St. John's in series-clinching win...Scored a goal in first career pro playoff game Apr. 20/05 at St. John's...Named All-CCHA Honorable Mention in 2003-04...Tied for 5th in the CCHA and 26th nationally in scoring among defensemen in 2002-03, recording 25 points (8-17-25) and 92 PIM in 34 games.



2008.09 GAME BY GAME


DATE	OPP		BIEKSA #3	
Oct. 9	Vs CGY	0-0	1/3	24:40
Oct. 11	@ CGY	0-0	0/-2	2:43
Oct. 13	@ WSH	INJ		
Oct. 16	@ DET	INJ		
Oct. 17	@ BUF	INJ		
Oct. 19	@ CHI	0-0	4/0	32:01
Oct. 21	@ CBJ	1-0	3/0	28:10
Oct. 25	Vs EDM	0-2	2/-1	24:17
Oct. 28	Vs BOS	0-0	1/0	25:30
Oct. 30	@ LA	0-1	1/1	26:23
Oct. 31	@ ANA	1-2	1/1	26:39
Nov. 2	Vs DET	0-0	3/0	25:33
Nov. 4	Vs NSH	0-1	2/1	28:16
Nov. 6	Vs PHX	1-0 (W)	2/1	25:16
Nov. 8	Vs MIN	0-2	4/1	23:23
Nov. 12	Vs COL	0-0	1/0	27:24
Nov. 15	Vs TOR	INJ		
Nov. 17	@ NYI	INJ		
Nov. 19	@ NYR	INJ		
Nov. 20	@ MIN	INJ		
Nov. 22	@ PIT	INJ		
Nov. 24	Vs DET	INJ		
Nov. 27	Vs CGY	0-0	1/-1	20:07
Nov. 29	@ CGY	0-0	0/0	23:02
Dec. 1	@ CBJ	1-0	4/-1	22:13
Dec. 4	@ DET	0-1	2/1	24:30
Dec. 5	@ MIN	1-0	1/0	22:24
Dec. 7	@ COL	0-1	3/0	28:56
Dec. 9	@ NSH	0-1	4/0	26:59
Dec. 13	@ EDM	0-0	3/-1	25:52
Dec. 14	Vs FLA	0-1	4/0	26:26
Dec. 17	Vs EDM	0-1	3/0	25:32
Dec. 20	Vs CHI	0-0	4/0	25:37
Dec. 22	Vs ANA	0-0	2/-1	23:42
Dec. 23	@ SJ	0-0	2/-1	18:02
Dec. 26	Vs EDM	0-1	3/0	23:48
Dec. 28	Vs OTT	0-0	1/0	25:25
Dec. 30	Vs PHI	0-0	3/0	22:12
Jan. 1	@ NSH	0-0	1/0	21:33
Jan. 2	@ ATL	0-1	3/0	28:05
Jan. 4	Vs DAL	0-0	4/-1	23:21

DATE	OPP		BIEKSA #3	
Jan. 7	@ EDM	0-0	2/1	23:13
Jan. 9	Vs STL	0-1	0/-3	23:25
Jan. 10	Vs SJ	0-1	1/-1	27:09
Jan. 13	Vs NJ	0-0	1/-1	28:08
Jan. 15	Vs PHX	0-0	2/-1	25:08
Jan. 18	Vs CBJ	1-1	2/1	30:41
Jan. 20	@ SJ	0-0	1/0	23:48
Jan. 28	Vs NSH	0-1	1/-2	24:35
Jan. 31	Vs MIN	0-1	0/-1	22:58
Feb. 3	Vs CAR	1-0	2/2	22:22
Feb. 7	Vs CHI	0-0	1/0	22:39
Feb. 10	@ STL	0-2	2/1	17:29
Feb. 12	@ PHX	1-1	3/1	23:29
Feb. 13	@ DAL	0-0	5/0	22:36
Feb. 15	Vs MTL	0-0	1/1	20:51
Feb. 17	@ CGY	1-0	7/1	26:48
Feb. 19	@ OTT	1-0 (W)	2/2	18:02
Feb. 21	@ TOR	0-0	3/0	24:52
Feb. 24	@ MTL	0-0	4/-1	23:57
Feb. 27	Vs TB	0-0	2/0	23:13
Mar. 1	Vs CBJ	0-0	1/1	20:28
Mar. 3	Vs MIN	0-1	2/0	21:29
Mar. 7	Vs SJ	1-0	2/0	20:56
Mar. 9	@ LA	0-0	3/0	24:09
Mar. 11	@ ANA	0-1	3/-1	24:18
Mar. 13	Vs LA	0-1	4/-1	18:23
Mar. 15	Vs COL	0-0	0/-1	22:15
Mar. 17	Vs DAL	0-2	1/0	23:05
Mar. 19	Vs STL	0-0	2/1	22:35
Mar. 21	@ PHX	0-0	3/-2	23:19
Mar. 24	@ DAL	0-1	0/0	21:17
Mar. 26	@ STL	0-0	1/0	22:35
Mar. 27	@ COL	0-1	4/-1	21:02
Mar. 29	@ CHI	0-0	0/2	13:39
Mar. 31	@ MIN	0-1	1/1	22:42
Apr. 2	Vs ANA	0-1	1/1	24:06
Apr. 4	@ EDM	0-0	4/-1	22:56
Apr. 5	Vs COL	0-0	2/-3	24:45
Apr. 7	Vs CGY	0-0	2/0	22:14
Apr. 9	Vs LA	0-0	2/0	21:37
Apr. 11	@ COL	INJ		



2008.09 HIGHLIGHTS

MOST GOALS IN A GAME	2
3X LATEST – MAR. 3/09 VS MIN	
MOST ASSISTS IN A GAME	2
4X LATEST – MAR. 29/09 AT CHI	
MOST POINTS IN A GAME	3
3X LATEST – MAR. 29/09 AT CHI: (1-2-3)	
SEASON HAT TRICKS	0
GAME-WINNING GOALS	3
LATEST – MAR. 19/09 VS STL	
POWER PLAY GOALS	0
SHORTHANDED GOALS	4
LATEST – MAR. 15/09 VS COL	
OVERTIME POINTS	1-1-2
SHOOTOUT RECORD	1/6
0 GDG	
PENALTY SHOT RECORD	0/0



REGULAR SEASON

PLAYOFFS


SEASON	CLUB	LEA	GP	G	A	PTS	PIM	GP	G	A	PTS	PIM
2000-01	Shawinigan	QMJHL	63	16	14	30	105	10	2	1	3	8
2001-02	Shawinigan	QMJHL	64	35	35	70	184	10	9	10	19	20
2002-03	Greenville	ECHL	53	9	17	26	201	-	-	-	-	-
	Baton Rouge	ECHL	13	4	2	6	64	-	-	-	-	-
2003-04	Columbia	ECHL	64	29	44	73	194	4	2	0	2	28
	Manitoba	AHL	2	0	0	0	0	-	-	-	-	-
2004-05	Columbia	ECHL	4	5	1	6	4	-	-	-	-	-
	Manitoba	AHL	72	9	17	26	107	14	0	3	3	37
2005-06	Vancouver	NHL	43	7	5	12	61	-	-	-	-	-
	Manitoba	AHL	33	12	18	30	57	13	6	7	13	27
2006-07	Vancouver	NHL	81	3	6	9	93	11	1	0	1	14
2007-08	Vancouver	NHL	82	12	19	31	179	-	-	-	-	-
2008-09	Vancouver	NHL	82	28	23	51	150	-	-	-	-	-
VANCOUVER/NHL TOTALS			288	50	53	103	483	11	1	0	1	14

2008.09 SEASON IN REVIEW

Played in all 82 games, recording 51 points (28-23-51) and 150 penalty minutes...Set career highs in goals (28), assists (23) and points (51) in a season...Won the award for being the Canucks "most exciting player"...Led the Canucks and ranked tied for fourth in the League for most shorthanded goals (4)...Recorded his 100th career point, Apr. 2/09 vs ANA...Notched five points (3-2-5) in three straight games, Mar. 31-Apr. 4/09...In three consecutive games, registered three points (2-1-3), Mar. 19-24/09...Scored one goal/game in four consecutive games, Mar. 9-15/09...Tallied five points (4-1-5) in four consecutive games, Mar. 9-15/09...Went on a four-game scoring streak (2-5-7), Feb. 15-21/09...Recorded five assists in three consecutive games, Feb. 15-19/09.

CAREER HIGHLIGHTS

Made his first NHL playoff appearance in 2006-07...Appeared in 11 games with the Canucks, collecting his first NHL playoff goal and 14 penalty minutes...Appeared in all 13 playoff games with the Manitoba Moose (AHL) in 2005-06, registering 13 points (6-7-13) and 27 penalty minutes, leading the Moose to the North Division finals vs Grand Rapids...Registered three goals and six assists in North Division Finals vs Grand Rapids in 2005-06...Scored three goals and one assist in the North Division Semi-Finals against Syracuse...Played in all 14 playoff games with the Moose in 2004-05 recording three assists and 37 penalty minutes...Played four playoff games with Columbia (ECHL) in 2003-04 collecting two goals and 28 penalty minutes...Appeared in 20 playoff games with the Shawinigan Cataractes (QMJHL) between 2000-02 registering 22 points (11-11-22) and 28 penalty minutes.




2008.09 GAME BY GAME

DATE	OPP		BURROWS #14	
Oct. 9	Vs CGY	2-0	3/2	16:10
Oct. 11	@ CGY	0-1	3/0	18:31
Oct. 13	@ WSH	0-0	3/0	14:34
Oct. 16	@ DET	1-1 (W)	5/3	15:01
Oct. 17	@ BUF	0-1	1/-1	12:12
Oct. 19	@ CHI	0-0	2/0	16:51
Oct. 21	@ CBJ	0-0	1/0	16:43
Oct. 25	Vs EDM	0-1	3/-1	16:38
Oct. 28	Vs BOS	0-0	5/0	17:09
Oct. 30	@ LA	0-0	0/0	16:04
Oct. 31	@ ANA	1-1	1/3	17:47
Nov. 2	Vs DET	0-0	2/0	16:13
Nov. 4	Vs NSH	0-0	0/0	16:45
Nov. 6	Vs PHX	0-1	3/1	13:59
Nov. 8	Vs MIN	0-0	0/0	13:29
Nov. 12	Vs COL	0-0	2/0	14:44
Nov. 15	Vs TOR	0-1	0/1	17:07
Nov. 17	@ NYI	0-0	2/0	15:36
Nov. 19	@ NYR	2-0	3/1	18:12
Nov. 20	@ MIN	0-0	4/0	16:15
Nov. 22	@ PIT	0-0	2/-1	15:07
Nov. 24	Vs DET	0-0	0/0	16:56
Nov. 27	Vs CGY	0/0	1/-1	17:13
Nov. 29	@ CGY	0-0	2/0	15:42
Dec. 1	@ CBJ	0-0	1/-1	17:45
Dec. 4	@ DET	1-0	1/-1	17:51
Dec. 5	@ MIN	0-0	1/0	16:45
Dec. 7	@ COL	0-1	2/1	18:24
Dec. 9	@ NSH	1-0	1/1	16:01
Dec. 13	@ EDM	0-0	1/-3	14:45
Dec. 14	Vs FLA	0-0	0/0	16:53
Dec. 17	Vs EDM	0-0	2/1	16:27
Dec. 20	Vs CHI	0-0	2/-1	15:21
Dec. 22	Vs ANA	0-0	0/0	14:47
Dec. 23	@ SJ	0-0	3/-2	13:47
Dec. 26	Vs EDM	0-0	2/0	15:44
Dec. 28	Vs OTT	0-0	2/1	18:34
Dec. 30	Vs PHI	0-1	1/0	17:43
Jan. 1	@ NSH	0-0	4/-1	16:42
Jan. 2	@ ATL	0-0	4/0	19:37
Jan. 4	Vs DAL	0-0	1/0	16:35

DATE	OPP		BURROWS #14	
Jan. 7	@ EDM	1-2	3/2	16:01
Jan. 9	Vs STL	0-0	1/0	17:06
Jan. 10	Vs SJ	0-0	1/-1	15:34
Jan. 13	Vs NJ	1/0	3/-1	14:23
Jan. 15	Vs PHX	0-0	2/0	13:48
Jan. 18	Vs CBJ	0-1	4/-1	17:33
Jan. 20	@ SJ	0-0	2/-1	21:12
Jan. 28	Vs NSH	1-0	4/1	18:24
Jan. 31	Vs MIN	0-0	2/-1	17:17
Feb. 3	Vs CAR	1-0 (W)	3/1	16:52
Feb. 7	Vs CHI	0-0	0/1	18:02
Feb. 10	@ STL	1-0	2/0	18:31
Feb. 12	@ PHX	0-0	1/1	15:24
Feb. 13	@ DAL	0-0	3/0	17:36
Feb. 15	Vs MTL	0-2	3/2	17:59
Feb. 17	@ CGY	0-1	8/-1	18:36
Feb. 19	@ OTT	1-2	2/3	17:48
Feb. 21	@ TOR	1-0	2/1	19:08
Feb. 24	@ MTL	0-0	2/0	8:58
Feb. 27	Vs TB	0-0	2/0	18:11
Mar. 1	Vs CBJ	1-0	2/0	18:35
Mar. 3	Vs MIN	2-0	5/2	19:10
Mar. 7	Vs SJ	0-0	3/1	16:46
Mar. 9	@ LA	1-0	2/1	19:20
Mar. 11	@ ANA	1-0	4/-1	21:24
Mar. 13	Vs LA	1-0	1/1	17:06
Mar. 15	Vs COL	1-1	4/2	20:01
Mar. 17	Vs DAL	0-0	3/0	19:23
Mar. 19	Vs STL	1-0 (W)	1/2	15:42
Mar. 21	@ PHX	1-0	3/0	17:35
Mar. 24	@ DAL	0-1	2/0	16:40
Mar. 26	@ STL	1-0	1/1	16:58
Mar. 27	@ COL	0-0	2/1	14:03
Mar. 29	@ CHI	1-2	1/3	12:09
Mar. 31	@ MIN	0-0	1/0	18:34
Apr. 2	Vs ANA	1-1	2/2	21:40
Apr. 4	@ EDM	1-0	6/-1	16:33
Apr. 5	Vs COL	0-0	3/0	18:22
Apr. 7	Vs CGY	0-1	0/1	18:23
Apr. 9	Vs LA	0-0	1/0	17:10
Apr. 11	@ COL	0-0	2/0	18:55





2008.09 HIGHLIGHTS	
MOST GOALS IN A GAME	0
MOST ASSISTS IN A GAME	1
2X LATEST - FEB. 7/09 VS CHI	
MOST POINTS IN A GAME	1
2X LATEST - FEB. 7/09 VS CHI	
SEASON HAT TRICKS	0
GAME-WINNING GOALS	0
POWER PLAY GOALS	0
SHORTHANDED GOALS	0
OVERTIME POINTS	0-0-0
SHOOTOUT RECORD	0/0
PENALTY SHOT RECORD	0/0


SEASON	CLUB	LEA	REGULAR SEASON					PLAYOFFS				
			GP	G	A	PTS	PIM	GP	G	A	PTS	PIM
1997-98	North Bay	OHL	59	0	11	11	200	-	-	-	-	-
1998-99	North Bay	OHL	59	2	17	19	150	4	0	1	1	12
1999-00	North Bay	OHL	67	4	6	10	194	6	0	1	1	8
2000-01	Kentucky	AHL	72	0	4	4	230	3	0	0	0	0
2001-02	Cleveland	AHL	70	1	3	4	206	-	-	-	-	-
2002-03	San Jose	NHL	15	1	2	3	22	-	-	-	-	-
	Cleveland	AHL	42	1	3	4	82	-	-	-	-	-
2003-04	San Jose	NHL	55	0	3	3	92	5	0	2	2	4
2004-05	Cardiff	EIHL	24	2	3	5	114	8	0	1	1	12
2005-06	San Jose	NHL	69	1	5	6	76	1	0	0	0	0
2006-07	San Jose	NHL	22	0	2	2	27	-	-	-	-	-
2007-08	San Jose	NHL	15	0	0	0	21	-	-	-	-	-
	NY Islanders	NHL	19	1	1	2	32	-	-	-	-	-
2008-09	Vancouver	NHL	23	0	2	2	51	-	-	-	-	-
VANCOUVER TOTALS			23	0	2	2	51	-	-	-	-	-
NHL TOTALS			218	3	15	18	321	6	0	2	2	4

2008.09 SEASON IN REVIEW

Collected two points (0-2-2) in 23 games played, logging an average of 10:05 TOI/G...Registered 12 penalty minutes, Jan. 18/09 vs CBJ...Set a season high for minutes played in a single game (17:50), Dec. 23/08 at SJ...Recorded his first point as a Canuck, an assist, Dec. 22/08 vs ANA...Tallied seven penalty minutes, Dec. 13/08 at EDM...Appeared in his 200th career game, Nov. 20/08 at MIN...Played in his first game as a Vancouver Canuck, Oct. 13/08 at WSH.

CAREER HIGHLIGHTS

Made his NHL playoff debut with the San Jose Sharks during the 2003-04 Stanley Cup Playoffs, played in five games recording two points (0-2-2) and 4 penalty minutes... Played in eight playoff games for the Cardiff Devils (United Kingdom) recording one point (0-1-1) and 12 penalty minutes... Appeared in one NHL playoff game for the San Jose Sharks during the 2005-06 Stanley Cup Playoffs.



2008.09 GAME BY GAME

DATE	OPP	DAVISON #4
Oct. 9	Vs CGY	DND
Oct. 11	@ CGY	DND
Oct. 13	@ WSH	0-0 0/-1 15:41
Oct. 16	@ DET	DND
Oct. 17	@ BUF	DND
Oct. 19	@ CHI	DND
Oct. 21	@ CBJ	DND
Oct. 25	Vs EDM	0-0 1/0 13:41
Oct. 28	Vs BOS	DND
Oct. 30	@ LA	DND
Oct. 31	@ ANA	DND
Nov. 2	Vs DET	DND
Nov. 4	Vs NSH	DND
Nov. 6	Vs PHX	DND
Nov. 8	Vs MIN	DND
Nov. 12	Vs COL	DND
Nov. 15	Vs TOR	0-0 0/-1 14:21
Nov. 17	@ NYI	0-0 0/0 11:38
Nov. 19	@ NYR	DND
Nov. 20	@ MIN	0-0 1/0 11:03
Nov. 22	@ PIT	0-0 0/1 14:49
Nov. 24	Vs DET	0-0 0/-1 9:19
Nov. 27	Vs CGY	DND
Nov. 29	@ CGY	DND
Dec. 1	@ CBJ	DND
Dec. 4	@ DET	DND
Dec. 5	@ MIN	DND
Dec. 7	@ COL	DND
Dec. 9	@ NSH	0-0 0/1 7:38
Dec. 13	@ EDM	0-0 4/0 10:45
Dec. 14	Vs FLA	0-0 1/-1 11:13
Dec. 17	Vs EDM	DND
Dec. 20	Vs CHI	DND
Dec. 22	Vs ANA	0-1 1/2 8:03
Dec. 23	@ SJ	0-0 3/-1 17:50
Dec. 26	Vs EDM	0-0 0/0 8:16
Dec. 28	Vs OTT	DND
Dec. 30	Vs PHI	DND
Jan. 1	@ NSH	0-0 0/0 9:08
Jan. 2	@ ATL	0-0 0/0 8:07
Jan. 4	Vs DAL	DND

DATE	OPP	DAVISON #4
Jan. 7	@ EDM	0-0 0/0 7:17
Jan. 9	Vs STL	DND
Jan. 10	Vs SJ	0-0 0/-1 5:34
Jan. 13	Vs NJ	DND
Jan. 15	Vs PHX	0-0 1/0 6:49
Jan. 18	Vs CBJ	0-0 0/-1 5:17
Jan. 20	@ SJ	DND
Jan. 28	Vs NSH	DND
Jan. 31	Vs MIN	0-0 0/-1 5:31
Feb. 3	Vs CAR	0-0 1/0 10:25
Feb. 7	Vs CHI	0-1 1/0 10:43
Feb. 10	@ STL	0-0 1/0 8:56
Feb. 12	@ PHX	DND
Feb. 13	@ DAL	DND
Feb. 15	Vs MTL	DND
Feb. 17	@ CGY	DND
Feb. 19	@ OTT	DND
Feb. 21	@ TOR	DND
Feb. 24	@ MTL	DND
Feb. 27	Vs TB	DND
Mar. 1	Vs CBJ	DND
Mar. 3	Vs MIN	DND
Mar. 7	Vs SJ	DND
Mar. 9	@ LA	DND
Mar. 11	@ ANA	DND
Mar. 13	Vs LA	DND
Mar. 15	Vs COL	DND
Mar. 17	Vs DAL	DND
Mar. 19	Vs STL	DND
Mar. 21	@ PHX	DND
Mar. 24	@ DAL	DND
Mar. 26	@ STL	DND
Mar. 27	@ COL	DND
Mar. 29	@ CHI	DND
Mar. 31	@ MIN	DND
Apr. 2	Vs ANA	DND
Apr. 4	@ EDM	DND
Apr. 5	Vs COL	DND
Apr. 7	Vs CGY	DND
Apr. 9	Vs LA	DND
Apr. 11	@ COL	DND



2008.09 HIGHLIGHTS

MOST GOALS IN A GAME 2

2X LATEST – DEC. 14/08 VS FLA

MOST ASSISTS IN A GAME 3

NOV. 15/08 VS TOR

MOST POINTS IN A GAME 3

2X LATEST – FEB. 10/09 AT STL: (1-2-3)

SEASON HAT TRICKS 0

GAME-WINNING GOALS 1

OCT. 11/08 AT CGY

POWER PLAY GOALS 4

LATEST – MAR. 31/09 AT MIN

SHORTHANDED GOALS 0

OVERTIME POINTS 1-1-2

SHOOTOUT RECORD 3/7

1 GDG

PENALTY SHOT RECORD 0/0



REGULAR SEASON

PLAYOFFS


SEASON	CLUB	LEA	GP	G	A	PTS	PIM	GP	G	A	PTS	PIM
1991-92	Dubnica	Czech-2	28	13	10	23	12	-	-	-	-	-
1992-93	Dubnica	Czech-2	4	3	0	3	0	-	-	-	-	-
	Dukla Trencin	SE	46	11	17	28	0	-	-	-	-	-
1993-94	Ottawa	NHL	12	1	1	2	4	-	-	-	-	-
	P.E.I.	AHL	41	18	23	41	8	-	-	-	-	-
1994-95	Ottawa	NHL	16	4	3	7	0	-	-	-	-	-
	P.E.I.	AHL	61	26	48	74	23	5	0	7	7	0
1995-96	Ottawa	NHL	31	7	10	17	6	-	-	-	-	-
	P.E.I.	AHL	48	28	53	81	44	-	-	-	-	-
1996-97	St. Louis	NHL	8	3	0	3	2	6	1	3	4	6
	Dukla Trencin	SE	1	1	1	2	0	-	-	-	-	-
	Las Vegas	IHL	22	8	13	21	10	-	-	-	-	-
	Grand Rapids	IHL	42	20	30	50	24	-	-	-	-	-
1997-98	St. Louis	NHL	61	22	30	52	22	10	3	3	6	2
1998-99	St. Louis	NHL	82	37	52	89	16	13	5	4	9	4
1999-00	St. Louis	NHL	71	28	47	75	8	-	-	-	-	-
2000-01	St. Louis	NHL	44	20	25	45	16	15	2	4	6	2
2001-02	St. Louis	NHL	82	35	43	78	46	10	4	7	11	6
	Slovakia	Olympics	2	1	2	3	2	-	-	-	-	-
2002-03	St. Louis	NHL	78	36	57	93	32	7	2	4	6	2
2003-04	St. Louis	NHL	68	23	35	58	18	5	1	0	1	4
2004-05	Dukla Trencin	SE	54	28	54	82	39	12	4	13	17	14
2005-06	Los Angeles	NHL	58	25	37	62	42	-	-	-	-	-
	Slovakia	Olympics	6	2	5	7	2	-	-	-	-	-
2006-07	Minnesota	NHL	71	25	39	64	28	5	1	3	4	0
2007-08	Minnesota	NHL	68	15	39	54	24	6	1	2	3	2
2008-09	Vancouver	NHL	69	20	33	53	20	-	-	-	-	-
VANCOUVER TOTALS			69	20	33	53	20	-	-	-	-	-
NHL TOTALS			819	301	451	752	284	77	20	30	50	28

2008.09 SEASON IN REVIEW

Collected 53 points (20-33-53) in 69 games played, logging an average of 17:28 TOI/G...Tied for the Canucks lead in shootout goals (3)...Recorded 12 multi-point games...Tallied four points (2-2-4) in four straight games, Mar. 31-Apr. 5/09... Notched his 300th career goal, Mar. 31/09 at MIN...Registered five assists in four consecutive games, Mar. 11-17/09... Played in his 800th career game, Mar. 3/09 vs MIN...In five straight games played, nine points (2-7-9) were posted, Jan 18-Feb. 10/09 (injured from Jan. 20-31)...Recorded 11 points (6-5-11) in seven consecutive game played (injured from Oct. 21-Nov. 12), Oct. 19-Nov 24/08...Recorded his 700th career point, Oct. 11/08 at CGY.

CAREER HIGHLIGHTS

Has played in 77 NHL playoff games with St. Louis and Minnesota, recording 50 points (20-30-50) and 28 penalty minutes...Led St. Louis in postseason scoring with 11 points (4-7-11) in 10 games during the 2001-02 playoffs...Had three multi-point games during the postseason including one four point game (1-3-4) Apr.7/02 vs DET... Recorded six points (2-4-6) in seven postseason games with St. Louis in 2003... Represented Slovakia twice at the Winter Olympics in Salt Lake City and captained their entry in Torino leading them to a fifth place finish...Registered seven points (2-5-7) in six games during the Winter Olympics in Torino...Made his NHL playoff debut with the St. Louis Blues during the 1996-97 Stanley Cup Playoffs appearing in six games and posting four points (1-3-4).



2008.09 GAME BY GAME

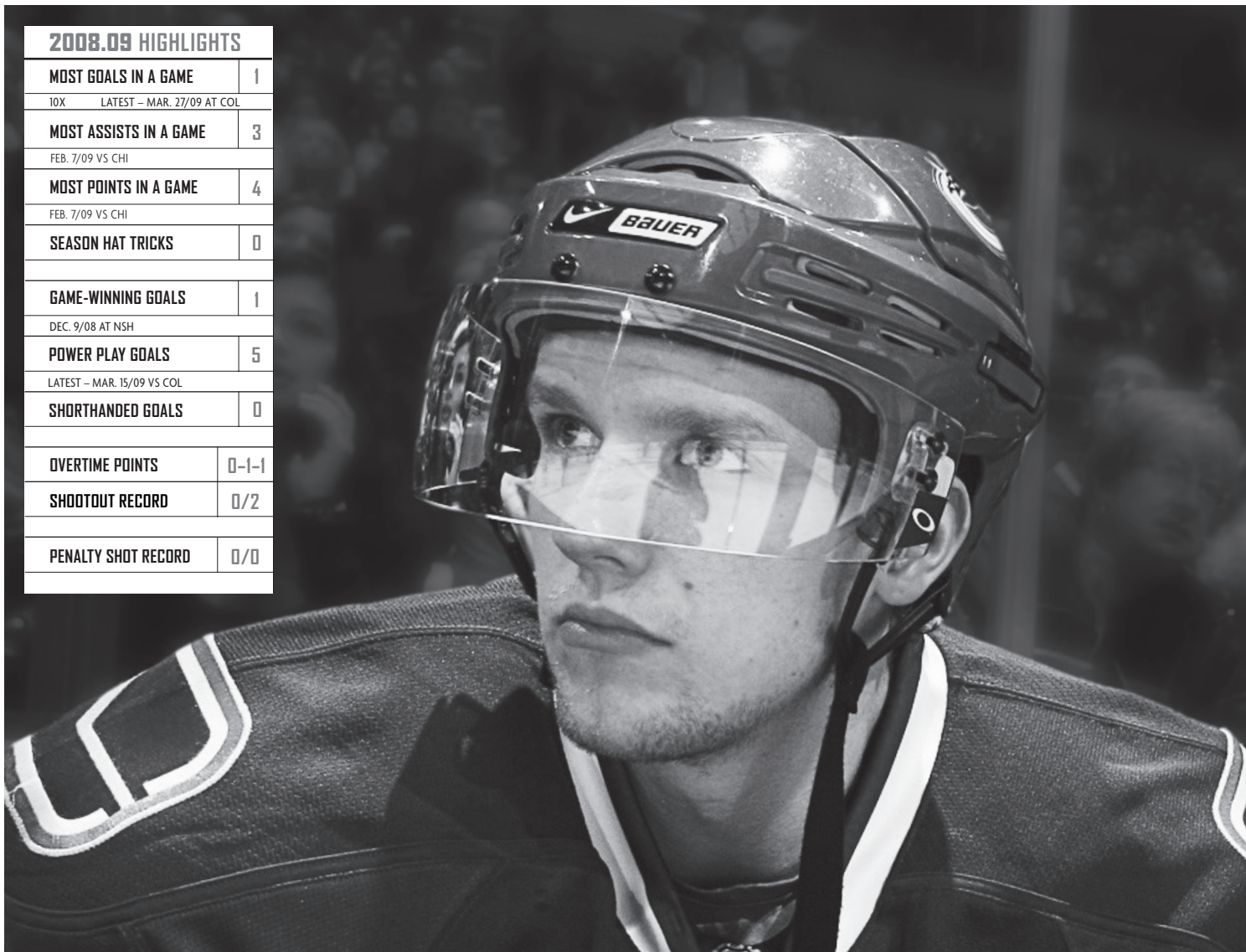
DATE	OPP		DEMITRA #38	
Oct. 9	Vs CGY	0-0	1/0	17:11
Oct. 11	@ CGY	1-0 (W)	4/0	16:24
Oct. 13	@ WSH	0-0	0/-2	17:49
Oct. 16	@ DET	0-1	3/0	19:06
Oct. 17	@ BUF	0-0	0/-1	19:16
Oct. 19	@ CHI	1-0	2/1	11:25
Oct. 21	@ CBJ	INJ		
Oct. 25	Vs EDM	INJ		
Oct. 28	Vs BOS	INJ		
Oct. 30	@ LA	INJ		
Oct. 31	@ ANA	INJ		
Nov. 2	Vs DET	INJ		
Nov. 4	Vs NSH	INJ		
Nov. 6	Vs PHX	INJ		
Nov. 8	Vs MIN	INJ		
Nov. 12	Vs COL	INJ		
Nov. 15	Vs TOR	0-3	2/1	14:25
Nov. 17	@ NYI	1-0	3/1	21:08
Nov. 19	@ NYR	1-0	2/0	17:11
Nov. 20	@ MIN	1-1	5/-1	18:35
Nov. 22	@ PIT	2-0	4/3	19:13
Nov. 24	Vs DET	0-1	3/0	22:22
Nov. 27	Vs CGY	0-0	2/0	19:49
Nov. 29	@ CGY	0-0	3/-1	16:17
Dec. 1	@ CBJ	0-0	0/0	15:12
Dec. 4	@ DET	0-1	2/1	18:14
Dec. 5	@ MIN	0-0	3/0	18:54
Dec. 7	@ COL	0-1	4/-3	19:57
Dec. 9	@ NSH	1-0	4/1	15:55
Dec. 13	@ EDM	0-0	0/0	16:07
Dec. 14	Vs FLA	2-0	3/0	17:51
Dec. 17	Vs EDM	0-0	1/-1	16:42
Dec. 20	Vs CHI	0-0	2/-1	18:20
Dec. 22	Vs ANA	0-0	2/0	17:25
Dec. 23	@ SJ	0-0	1/0	18:48
Dec. 26	Vs EDM	0-0	0/0	19:21
Dec. 28	Vs OTT	1-1	4-3	16:55
Dec. 30	Vs PHI	0-0	3/0	19:44
Jan. 1	@ NSH	0-0	5/1	18:10
Jan. 2	@ ATL	0-2	0/0	20:24
Jan. 4	Vs DAL	0-0	4/-1	21:37

DATE	OPP		DEMITRA #38	
Jan. 7	@ EDM	1-0	3/1	17:43
Jan. 9	Vs STL	0-0	1/0	15:27
Jan. 10	Vs SJ	0-0	1/-1	16:21
Jan. 13	Vs NJ	1-0	3/1	15:57
Jan. 15	Vs PHX	0-0	1/-1	17:49
Jan. 18	Vs CBJ	0-1	0/1	10:44
Jan. 20	@ SJ	INJ		
Jan. 28	Vs NSH	INJ		
Jan. 31	Vs MIN	INJ		
Feb. 3	Vs CAR	0-2	2/2	16:26
Feb. 7	Vs CHI	0-2	1/0	17:17
Feb. 10	@ STL	1-2	2/1	19:54
Feb. 12	@ PHX	1-0	3/0	18:57
Feb. 13	@ DAL	0-0	0/0	17:01
Feb. 15	Vs MTL	0-1	1/2	17:46
Feb. 17	@ CGY	0-0	3/0	19:45
Feb. 19	@ OTT	1-0	1/1	15:18
Feb. 21	@ TOR	0-1	4/-1	21:38
Feb. 24	@ MTL	0-0	2/-2	17:34
Feb. 27	Vs TB	0-2	0/1	18:29
Mar. 1	Vs CBJ	0-0	2/1	17:43
Mar. 3	Vs MIN	1-0	3/1	19:32
Mar. 7	Vs SJ	0-1	0/1	19:19
Mar. 9	@ LA	0-0	1/-1	18:03
Mar. 11	@ ANA	0-2	1/2	19:36
Mar. 13	Vs LA	0-1	1/0	17:08
Mar. 15	Vs COL	0-1	1/-1	16:12
Mar. 17	Vs DAL	0-1	3/1	13:46
Mar. 19	Vs STL	0-0	0/0	15:01
Mar. 21	@ PHX	0-0	5/-1	15:42
Mar. 24	@ DAL	0-2	2/0	17:00
Mar. 26	@ STL	0-0	2/-1	15:00
Mar. 27	@ COL	1-1	3/1	16:32
Mar. 29	@ CHI	0-0	5/0	17:05
Mar. 31	@ MIN	1-0	2/-1	16:51
Apr. 2	Vs ANA	0-1	3/-1	18:14
Apr. 4	@ EDM	0-1	3/-2	17:41
Apr. 5	Vs COL	1-0	3/0	14:07
Apr. 7	Vs CGY	0-0	2/1	15:28
Apr. 9	Vs LA	0-0	0/0	15:50
Apr. 11	@ COL	0-0	1/0	16:18



2008.09 HIGHLIGHTS

MOST GOALS IN A GAME	1
10X LATEST – MAR. 27/09 AT COL	
MOST ASSISTS IN A GAME	3
FEB. 7/09 VS CHI	
MOST POINTS IN A GAME	4
FEB. 7/09 VS CHI	
SEASON HAT TRICKS	0
GAME-WINNING GOALS	1
DEC. 9/08 AT NSH	
POWER PLAY GOALS	5
LATEST – MAR. 15/09 VS COL	
SHORTHANDED GOALS	0
OVERTIME POINTS	0-1-1
SHOOTOUT RECORD	0/2
PENALTY SHOT RECORD	0/0



REGULAR SEASON

PLAYOFFS


SEASON	CLUB	LEA	GP	G	A	PTS	PIM	GP	G	A	PTS	PIM
2003-04	Jamtland	SWE	24	3	6	9	20	-	-	-	-	-
2004-05	MoDo Jr.	SWE	33	8	15	23	40	5	1	0	1	6
2005-06	Kelowna	WHL	62	13	40	53	44	12	3	5	8	12
2006-07	Vancouver	NHL	22	1	2	3	6	3	0	0	0	2
	Manitoba	AHL	49	5	21	26	28	8	0	0	0	2
2007-08	Vancouver	NHL	75	8	12	20	42	-	-	-	-	-
	Manitoba		2	0	1	1	0	3	0	0	0	2
2008-09	Vancouver	NHL	80	10	27	37	54					
VANCOUVER/NHL TOTALS			177	19	41	60	102	3	0	0	0	2

2008.09 SEASON IN REVIEW

Set new career highs for most goals (10), assists (27) and points (37) in a season...Averaged 21:07 time on ice per game, ranking fourth on the team...Recorded five multi-point games...Notched three points (0-3-3) in two straight games, Apr. 7-9/09...Scored six points (1-5-6) in three consecutive games, Feb. 7-12/09...Established a single game career high with four points (1-3-4), Feb. 7/09 vs CHI...Notched first career game-winning goal, Dec. 9/08 at NSH.

CAREER HIGHLIGHTS

Will be making his second postseason appearance with the Canucks this year...Made his first NHL playoffs appearance in 2006-07...Appeared in three playoff games with the Canucks in 2006-07, collecting two penalty minutes... Appeared in eight playoff games with the Manitoba Moose (AHL) in 2006-07, registering two penalty minutes...Played in 12 games for the Kelowna Rockets of the WHL in the 2005-06 playoffs, collecting eight points (3-5-8) and 12 penalty minutes...Made his senior international debut with Sweden at the 2008 World Championships appearing in eight games, recording three points (1-2-3).



2008.09 GAME BY GAME

DATE	OPP		EDLER #23	
Oct. 9	Vs CGY	0-0	1/2	20:26
Oct. 11	@ CGY	0-1	2/2	28:11
Oct. 13	@ WSH	1-0	2/-1	21:17
Oct. 16	@ DET	0-1	2/2	27:13
Oct. 17	@ BUF	0-0	0/1	22:31
Oct. 19	@ CHI	0-0	1/0	25:35
Oct. 21	@ CBJ	0-0	2/-2	24:39
Oct. 25	Vs EDM	0-1	1/-1	18:19
Oct. 28	Vs BOS	0-0	2/0	16:20
Oct. 30	@ LA	0-1	3/1	23:09
Oct. 31	@ ANA	0-0	2/0	21:18
Nov. 2	Vs DET	0-0	3/0	25:35
Nov. 4	Vs NSH	0-0	2/0	19:36
Nov. 6	Vs PHX	0-0	4/0	18:14
Nov. 8	Vs MIN	0-0	2/0	20:08
Nov. 12	Vs COL	0-0	0/0	19:38
Nov. 15	Vs TOR	INJ		
Nov. 17	@ NYI	INJ		
Nov. 19	@ NYR	0-0	5/1	24:48
Nov. 20	@ MIN	0-1	1/-1	25:37
Nov. 22	@ PIT	0-0	2/-1	19:36
Nov. 24	Vs DET	0-0	0/-1	22:12
Nov. 27	Vs CGY	0-1	2/0	18:09
Nov. 29	@ CGY	0-0	1/-1	18:29
Dec. 1	@ CBJ	0-2	3/0	19:04
Dec. 4	@ DET	0-1	0/0	16:12
Dec. 5	@ MIN	0-0	2/0	18:35
Dec. 7	@ COL	0-0	3/0	23:07
Dec. 9	@ NSH	1-0 (W)	4/0	23:37
Dec. 13	@ EDM	0-0	2/0	23:21
Dec. 14	Vs FLA	0-1	2/1	21:04
Dec. 17	Vs EDM	0-1	3/0	23:50
Dec. 20	Vs CHI	0-0	2/-1	20:51
Dec. 22	Vs ANA	0-0	4/0	22:17
Dec. 23	@ SJ	0-0	1/0	21:20
Dec. 26	Vs EDM	0-2	1/-1	22:26
Dec. 28	Vs OTT	1-0	2/3	16:24
Dec. 30	Vs PHI	0-0	0/-2	21:40
Jan. 1	@ NSH	0-1	1/0	23:17
Jan. 2	@ ATL	0-0	3/0	23:58
Jan. 4	Vs DAL	0-0	2/0	21:21

DATE	OPP		EDLER #23	
Jan. 7	@ EDM	0-0	1/2	24:26
Jan. 9	Vs STL	0-0	1/-1	25:14
Jan. 10	Vs SJ	0-0	1/-1	22:53
Jan. 13	Vs NJ	0-0	5/2	22:07
Jan. 15	Vs PHX	0-0	4/1	22:03
Jan. 18	Vs CBJ	0-1	1/-1	24:07
Jan. 20	@ SJ	0-0	0/1	17:04
Jan. 28	Vs NSH	0-0	0/0	20:38
Jan. 31	Vs MIN	1-1	3/1	23:10
Feb. 3	Vs CAR	0-0	1/1	18:21
Feb. 7	Vs CHI	1-3	2/0	17:25
Feb. 10	@ STL	0-1	4/0	22:29
Feb. 12	@ PHX	0-1	1/0	19:04
Feb. 13	@ DAL	0-0	2/0	21:17
Feb. 15	Vs MTL	1-0	3/1	19:56
Feb. 17	@ CGY	0-1	1/0	21:41
Feb. 19	@ OTT	0-0	1/-1	23:20
Feb. 21	@ TOR	0-0	0/0	24:56
Feb. 24	@ MTL	0-0	6/-1	19:48
Feb. 27	Vs TB	1-0	4/-1	24:23
Mar. 1	Vs CBJ	0-0	4/0	24:13
Mar. 3	Vs MIN	0-0	1/0	19:51
Mar. 7	Vs SJ	1-0	1/1	19:14
Mar. 9	@ LA	0-0	0/1	19:42
Mar. 11	@ ANA	0-0	2/0	18:40
Mar. 13	Vs LA	0-0	2/1	19:58
Mar. 15	Vs COL	1-0	1/0	17:27
Mar. 17	Vs DAL	0-0	0/0	13:49
Mar. 19	Vs STL	0-0	0/0	19:55
Mar. 21	@ PHX	0-1	3/0	16:16
Mar. 24	@ DAL	0-0	0/1	22:10
Mar. 26	@ STL	0-0	2/-1	20:11
Mar. 27	@ COL	1-0	4/2	18:41
Mar. 29	@ CHI	0-0	0/1	19:24
Mar. 31	@ MIN	0-1	2/0	20:51
Apr. 2	Vs ANA	0-0	0/0	23:11
Apr. 4	@ EDM	0-0	1/-1	20:30
Apr. 5	Vs COL	0-0	0/0	14:43
Apr. 7	Vs CGY	0-2	1/2	20:03
Apr. 9	Vs LA	0-1	0/0	18:49
Apr. 11	@ COL	0-0	5/0	24:54



2008.09 HIGHLIGHTS

MOST GOALS IN A GAME 2

OCT. 25/08 VS EDM

MOST ASSISTS IN A GAME 2

2X LATEST – NOV. 19/08 AT NYR

MOST POINTS IN A GAME 2

4X LATEST – DEC. 17/08 VS EDM

SEASON HAT TRICKS 0

GAME-WINNING GOALS 1

FEB. 10/09 AT STL

POWER PLAY GOALS 2

LATEST – DEC. 7/08 AT COL

SHORTHANDED GOALS 0

OVERTIME POINTS 0-0-0

SHOOTOUT RECORD 0/0

PENALTY SHOT RECORD 0/0



REGULAR SEASON

PLAYOFFS


SEASON	CLUB	LEA	GP	G	A	PTS	PIM	GP	G	A	PTS	PIM
2003-04	Rodovre	DEN	35	12	7	19	48	-	-	-	-	-
2004-05	Rodovre	DEN	32	17	17	34	40	5	3	1	4	24
	Denmark	WC-A	4	0	0	0	2	-	-	-	-	-
2005-06	Portland	WHL	62	24	40	64	67	12	7	6	13	16
	Denmark	WC-A	6	2	0	2	4	-	-	-	-	-
2006-07	Vancouver	NHL	-	-	-	-	-	10	0	1	1	4
	Manitoba	AHL	72	12	22	34	38	-	-	-	-	-
2007-08	Vancouver	NHL	5	0	0	0	2	-	-	-	-	-
	Manitoba	AHL	50	21	22	43	22	6	2	2	4	0
	Denmark	WC-A	6	2	2	4	2	-	-	-	-	-
2008-09	Vancouver	NHL	55	6	15	21	37	-	-	-	-	-
Vancouver/NHL Totals			60	6	15	21	39	10	0	1	1	4

2008.09 SEASON IN REVIEW

Finished the season with 21 points (6-15-21) and 37 penalty minutes in his second year with the Canucks...Set career highs for most goals (6), assists (15), and points (21) in a single season...Ranked tied for 25th in points (6-15-21) among all rookies in the League...Recorded four multi-point games...Registered his first career game-winning goal, Feb. 10/09 at STL...Notched first career goal, Oct. 16/08 at DET...Recorded his first career assist (point), Oct. 11/08 at CGY.

CAREER HIGHLIGHTS

Appeared in six playoff games for the Manitoba Moose recording four points (2-2-4) in 2007-08...Made his NHL debut during the 2006-07 playoffs against Dallas appearing in 10 games recording one point (0-1-1) and four penalty minutes...Recorded 13 points (7-6-13) in 12 playoff games for Portland of the WHL in 2005-06...Represented Denmark in the 2004, 2006 and 2008 World Championships appearing in a total of 16 games recording six points (4-2-6) and eight penalty minutes.




2008.09 GAME BY GAME

DATE	OPP		HANSEN #36	
Oct. 9	Vs CGY	0-0	1/ 2	11:27
Oct. 11	@ CGY	0-1	2/0	13:04
Oct. 13	@ WSH	0-0	0/0	14:11
Oct. 16	@ DET	1-0	3/2	12:51
Oct. 17	@ BUF	0-0	3/-2	12:43
Oct. 19	@ CHI	0-0	2/-2	17:32
Oct. 21	@ CBJ	0-0	0/0	17:57
Oct. 25	Vs EDM	2-0	4/1	12:57
Oct. 28	Vs BOS	0-0	0/0	15:17
Oct. 30	@ LA	0-1	0/1	13:25
Oct. 31	@ ANA	0-2	1/2	12:08
Nov. 2	Vs DET	INJ		
Nov. 4	Vs NSH	INJ		
Nov. 6	Vs PHX	INJ		
Nov. 8	Vs MIN	INJ		
Nov. 12	Vs COL	0-0	0/0	11:38
Nov. 15	Vs TOR	0-1	1/1	12:53
Nov. 17	@ NYI	0-0	2/0	13:12
Nov. 19	@ NYR	0-2	0/2	12:33
Nov. 20	@ MIN	0-0	0/0	18:05
Nov. 22	@ PIT	0-0	0/0	0:25
Nov. 24	Vs DET	0-0	1/0	16:18
Nov. 27	Vs CGY	0-1	4/0	18:50
Nov. 29	@ CGY	0-1	1/1	14:38
Dec. 1	@ CBJ	0-0	0/-1	14:50
Dec. 4	@ DET	0-0	2/0	16:03
Dec. 5	@ MIN	0-1	1/1	8:52
Dec. 7	@ COL	0-1	0/-1	10:06
Dec. 9	@ NSH	0-0	0/0	9:43
Dec. 13	@ EDM	0-0	1/0	12:45
Dec. 14	Vs FLA	0-0	4/-1	15:29
Dec. 17	Vs EDM	1-1	2/2	12:41
Dec. 20	Vs CHI	0-1	1/-1	14:12
Dec. 22	Vs ANA	0-0	1/1	11:54
Dec. 23	@ SJ	0-0	1/-2	9:58
Dec. 26	Vs EDM	0-0	0/0	10:56
Dec. 28	Vs OTT	0-0	0/0	16:07
Dec. 30	Vs PHI	0-0	1/-2	13:59
Jan. 1	@ NSH	0-0	1/0	14:11
Jan. 2	@ ATL	0-0	2/0	15:53
Jan. 4	Vs DAL	0-0	3/0	15:36

DATE	OPP		HANSEN #36	
Jan. 7	@ EDM	MIN		
Jan. 9	Vs STL	1-0	1/1	11:21
Jan. 10	Vs SJ	0-0	1/0	7:16
Jan. 13	Vs NJ	DND		
Jan. 15	Vs PHX	0-0	3/-1	19:15
Jan. 18	Vs CBJ	0-1	2/1	15:15
Jan. 20	@ SJ	0-0	0/0	14:14
Jan. 28	Vs NSH	0-0	0/1	9:05
Jan. 31	Vs MIN	0-0	1/0	12:33
Feb. 3	Vs CAR	0-0	1/0	7:46
Feb. 7	Vs CHI	0-0	0/0	7:50
Feb. 10	@ STL	1-0 (W)	1/2	8:56
Feb. 12	@ PHX	0-0	1/-1	8:23
Feb. 13	@ DAL	0-0	1/0	9:48
Feb. 15	Vs MTL	0-1	1/1	9:06
Feb. 17	@ CGY	0-0	2/-1	10:27
Feb. 19	@ OTT	0-0	2/0	11:14
Feb. 21	@ TOR	INJ		
Feb. 24	@ MTL	INJ		
Feb. 27	Vs TB	INJ		
Mar. 1	Vs CBJ	INJ		
Mar. 3	Vs MIN	INJ		
Mar. 7	Vs SJ	INJ		
Mar. 9	@ LA	INJ		
Mar. 11	@ ANA	INJ		
Mar. 13	Vs LA	INJ		
Mar. 15	Vs COL	INJ		
Mar. 17	Vs DAL	DND		
Mar. 19	Vs STL	DND		
Mar. 21	@ PHX	DND		
Mar. 24	@ DAL	DND		
Mar. 26	@ STL	0-0	0/0	8:02
Mar. 27	@ COL	0-0	2/0	10:10
Mar. 29	@ CHI	DND		
Mar. 31	@ MIN	DND		
Apr. 2	Vs ANA	DND		
Apr. 4	@ EDM	DND		
Apr. 5	Vs COL	0-0	0/-2	12:23
Apr. 7	Vs CGY	DND		
Apr. 9	Vs LA	DND		
Apr. 11	@ COL	DND		





2008.09 HIGHLIGHTS	
MOST GOALS IN A GAME	1
4X LATEST – JAN. 4/09 VS DAL	
MOST ASSISTS IN A GAME	1
DEC. 5/08 AT MIN	
MOST POINTS IN A GAME	1
5X LATEST – JAN. 4/09 VS DAL	
SEASON HAT TRICKS	0
GAME-WINNING GOALS	0
POWER PLAY GOALS	0
SHORTHANDED GOALS	0
OVERTIME POINTS	0-0-0
SHOOTOUT RECORD	0/0
PENALTY SHOT RECORD	0/0


SEASON	CLUB	LEA	REGULAR SEASON					PLAYOFFS				
			GP	G	A	PTS	PIM	GP	G	A	PTS	PIM
1996-97	Yorkton	SMHL	57	6	15	21	230	-	-	-	-	-
	Calgary	WHL	3	0	0	0	2	-	-	-	-	-
1997-98	Dauphin	MJHL	58	12	21	33	279	-	-	-	-	-
1998-99	Saskatoon	WHL	66	3	2	5	246	-	-	-	-	-
1999-00	Saskatoon	WHL	63	6	8	14	269	11	4	2	6	43
2000-01	Atlanta	NHL	11	0	0	0	38	-	-	-	-	-
	Orlando	IHL	69	7	3	10	369	16	3	3	6	41
2001-02	Atlanta	NHL	33	1	1	2	127	-	-	-	-	-
	Chicago	AHL	34	5	4	9	127	-	-	-	-	-
	Phoenix	NHL	1	0	0	0	14	-	-	-	-	-
2002-03	Phoenix	NHL	25	0	0	0	82	-	-	-	-	-
	Springfield	AHL	34	5	4	9	127	-	-	-	-	-
	Florida	NHL	3	0	0	0	15	-	-	-	-	-
2003-04	Florida	NHL	57	3	1	4	158	-	-	-	-	-
2004-05	Did not play											
2005-06	Nashville	NHL	74	7	6	13	163	-	-	-	-	-
2006-07	Nashville	NHL	53	1	3	4	90	2	0	0	0	0
2007-08	Nashville	NHL	45	1	2	3	60	5	0	0	0	2
2008-09	Vancouver	NHL	73	4	1	5	109	-	-	-	-	-
VANCOUVER TOTALS			73	4	1	5	109	-	-	-	-	-
NHL TOTALS			375	17	14	31	856	7	0	0	0	2

2008.09 SEASON IN REVIEW

Concluded the season with four goals, one assist, five points and 109 penalty minutes...Recorded four goals and five points, the second highest season totals in each of those categories in his career to date...Tallied two points (1-1-2) in two consecutive games, Dec. 5-7/08...Registered a season high for most penalty minutes (12) in a single game, Dec. 5/08 at MIN...Notched his first point as a Canuck (goal), Nov. 27/08 vs CGY.

CAREER HIGHLIGHTS

Made five post-season appearances with Nashville in the 2008 NHL playoffs recording two penalty minutes... Made NHL playoff debut Apr. 16 at San Jose during the 2006-07 Stanley Cup playoffs...Member of the Orlando Solar Bears who captured the last IHL Turner Cup in 2001, while appearing in 16 IHL playoff games and recording six points (3-3-6) and 41 penalty minutes...Appeared in 11 playoff games with the Saskatoon Blades of the WHL registering six points (4-2-6) and 43 penalty minutes.



2008.09 GAME BY GAME

DATE	OPP		HORDICHUK #24	
Oct. 9	Vs CGY	0-0	0/0	7:24
Oct. 11	@ CGY	0-0	1/0	4:35
Oct. 13	@ WSH	DND		
Oct. 16	@ DET	0-0	0/0	4:34
Oct. 17	@ BUF	0-0	1/0	8:28
Oct. 19	@ CHI	0-0	1/0	1:37
Oct. 21	@ CBJ	INJ		
Oct. 25	Vs EDM	0-0	0/0	6:06
Oct. 28	Vs BOS	0-0	0/0	5:43
Oct. 30	@ LA	0-0	0/0	7:17
Oct. 31	@ ANA	0-0	0/-1	3:01
Nov. 2	Vs DET	0-0	0/0	4:08
Nov. 4	Vs NSH	0-0	0/0	6:58
Nov. 6	Vs PHX	0-0	0/1	6:58
Nov. 8	Vs MIN	0-0	1/0	6:00
Nov. 12	Vs COL	0-0	0/0	6:57
Nov. 15	Vs TOR	0-0	0/0	7:11
Nov. 17	@ NYI	0-0	1/0	7:26
Nov. 19	@ NYR	0-0	0/0	5:22
Nov. 20	@ MIN	0-0	0/0	6:01
Nov. 22	@ PIT	0-0	0/0	5:24
Nov. 24	Vs DET	0-0	0/0	4:28
Nov. 27	Vs CGY	1-0	1/1	4:47
Nov. 29	@ CGY	0-0	0/1	6:50
Dec. 1	@ CBJ	DND		
Dec. 4	@ DET	DND		
Dec. 5	@ MIN	0-1	0/1	8:35
Dec. 7	@ COL	1-0	2/0	4:50
Dec. 9	@ NSH	0-0	0/0	3:09
Dec. 13	@ EDM	0-0	1/0	7:49
Dec. 14	Vs FLA	1-0	1/1	5:04
Dec. 17	Vs EDM	0-0	0/0	3:36
Dec. 20	Vs CHI	0-0	0/0	5:54
Dec. 22	Vs ANA	0-0	0/0	7:12
Dec. 23	@ SJ	0-0	1/0	9:11
Dec. 26	Vs EDM	0-0	0/-1	3:25
Dec. 28	Vs OTT	0-0	1/0	8:07
Dec. 30	Vs PHI	0-0	0/-1	9:47
Jan. 1	@ NSH	0-0	0/0	5:49
Jan. 2	@ ATL	0-0	1/0	5:48
Jan. 4	Vs DAL	1-1	1/1	7:23

DATE	OPP		HORDICHUK #24	
Jan. 7	@ EDM	0-0	0/0	7:10
Jan. 9	Vs STL	0-0	0/1	6:09
Jan. 10	Vs SJ	0-0	0/0	3:40
Jan. 13	Vs NJ	0-0	1/0	8:16
Jan. 15	Vs PHX	0-0	0/0	5:28
Jan. 18	Vs CBJ	0-0	0/0	4:20
Jan. 20	@ SJ	0-0	0/0	4:11
Jan. 28	Vs NSH	0-0	3/1	3:31
Jan. 31	Vs MIN	0-0	0/-1	4:02
Feb. 3	Vs CAR	0-0	0/0	4:41
Feb. 7	Vs CHI	0-0	0/0	3:35
Feb. 10	@ STL	0-0	0/0	4:20
Feb. 12	@ PHX	0-0	2/-1	5:30
Feb. 13	@ DAL	0-0	0/0	4:03
Feb. 15	Vs MTL	0-0	2/0	9:51
Feb. 17	@ CGY	0-0	0/0	4:06
Feb. 19	@ OTT	DND		
Feb. 21	@ TOR	DND		
Feb. 24	@ MTL	DND		
Feb. 27	Vs TB	0-0	0/-1	3:20
Mar. 1	Vs CBJ	0-0	1/0	6:03
Mar. 3	Vs MIN	0-0	0/0	4:14
Mar. 7	Vs SJ	0-0	0/0	4:00
Mar. 9	@ LA	0-0	0/0	2:59
Mar. 11	@ ANA	0-0	0/0	2:50
Mar. 13	Vs LA	0-0	0/0	3:17
Mar. 15	Vs COL	0-0	1/0	2:14
Mar. 17	Vs DAL	0-0	0/0	5:10
Mar. 19	Vs STL	0-0	0/0	4:46
Mar. 21	@ PHX	0-0	0/0	5:08
Mar. 24	@ DAL	0-0	0/0	3:19
Mar. 26	@ STL	0-0	0/0	5:51
Mar. 27	@ COL	DND		
Mar. 29	@ CHI	0-0	0/0	7:54
Mar. 31	@ MIN	0-0	0/0	5:56
Apr. 2	Vs ANA	0-0	0/-1	4:48
Apr. 4	@ EDM	0-0	1/-1	6:16
Apr. 5	Vs COL	DND		
Apr. 7	Vs CGY	0-0	0/1	4:00
Apr. 9	Vs LA	0-0	0/0	7:16
Apr. 11	@ COL	0-0	1/0	8:22





2008.09 HIGHLIGHTS	
MOST GOALS IN A GAME	1
2X LATEST – JAN. 28/09 VS NSH	
MOST ASSISTS IN A GAME	1
7X LATEST – APR. 7/09 VS CGY	
MOST POINTS IN A GAME	1
9X LATEST – APR. 7/09 VS CGY	
SEASON HAT TRICKS	0
GAME-WINNING GOALS	1
NOV. 19/09 AT NYR	
POWER PLAY GOALS	0
SHORTHANDED GOALS	0
OVERTIME POINTS	0-0-0
SHOOTOUT RECORD	0/1
PENALTY SHOT RECORD	0/0

REGULAR SEASON

PLAYOFFS

SEASON	CLUB	LEA	GP	G	A	PTS	PIM	GP	G	A	PTS	PIM
1994-95	North Dakota	NCAA	38	6	22	28	39	-	-	-	-	-
1995-96	North Dakota	NCAA	21	2	17	19	14	-	-	-	-	-
	Canada	Nat-Team	28	5	12	17	14	-	-	-	-	-
1996-97	Carolina	AHL	79	18	24	42	28	-	-	-	-	-
1997-98	Florida	NHL	10	0	2	2	0	-	-	-	-	-
	New Haven	AHL	64	19	48	67	12	3	0	1	1	0
1998-99	Florida	NHL	1	1	0	1	0	-	-	-	-	-
	New Haven	AHL	37	8	19	27	18	-	-	-	-	-
1999-00	Florida	NHL	66	4	12	16	14	-	-	-	-	-
	Tampa Bay	NHL	14	0	2	2	2	-	-	-	-	-
2000-01	Tampa Bay	NHL	80	7	14	21	44	-	-	-	-	-
2001-02	Florida	NHL	29	1	3	4	10	-	-	-	-	-
2002-03	Florida	NHL	58	2	5	7	26	-	-	-	-	-
	St. Louis	NHL	17	0	0	0	12	6	0	2	2	6
2003-04	St. Louis	NHL	69	4	7	11	8	3	0	0	0	0
2004-05	Missouri	UHL	29	7	14	21	12	6	1	0	1	13
2005-06	St. Louis	NHL	65	3	6	9	33	-	-	-	-	-
2006-07	St. Louis	NHL	59	7	4	11	47	-	-	-	-	-
2007-08	St. Louis	NHL	79	5	13	18	22	-	-	-	-	-
2008-09	Vancouver	NHL	62	2	7	9	12	-	-	-	-	-


VANCOUVER TOTALS			62	2	7	9	12	-	-	-	-	-
NHL TOTALS			609	36	75	111	230	9	0	2	2	6

2008.09 SEASON IN REVIEW

Played in 62 games, recording nine points (2-7-9) and 12 penalty minutes in 2008-09...Ranked fifth in face-off wins (274) among Canucks skaters...Played 199:44 shorthanded minutes, the fifth highest total on the team...Recorded personal high for face-off winning percentage (78.6%) in a single game this season, Mar. 17/09 vs DAL...Missed 20 games from Nov. 27/08 to Jan. 7/09 with foot and hand injuries...Tallied two assists in two consecutive games, Oct. 9-11...Recorded his first point (an assist) as a Canuck, Oct. 9/08 vs CGY.

CAREER HIGHLIGHTS

Made his postseason debut in game one on April 10/03 at Vancouver, recording his first playoff point (assist)...Played in six playoff games in 2003, registering two assists and six penalty minutes...Finished tied for first on St. Louis with a plus-three rating in the 2003 post-season...Skated in three postseason games for the Blues in 2004, recording two shots.



2008.09 GAME BY GAME

DATE	OPP		JOHNSON #10	
Oct. 9	Vs CGY	0-1	0/2	12:20
Oct. 11	@ CGY	0-1	1/0	12:27
Oct. 13	@ WSH	0-0	1/-1	9:58
Oct. 16	@ DET	0-0	0/0	8:51
Oct. 17	@ BUF	0-0	0/0	10:04
Oct. 19	@ CHI	0-0	0/0	12:24
Oct. 21	@ CBJ	0-0	1/0	12:13
Oct. 25	Vs EDM	0-0	0/0	11:27
Oct. 28	Vs BOS	0-0	1/0	9:45
Oct. 30	@ LA	0-0	1/0	12:04
Oct. 31	@ ANA	0-0	0/0	13:19
Nov. 2	Vs DET	0-0	0/0	11:04
Nov. 4	Vs NSH	0-0	0/0	12:26
Nov. 6	Vs PHX	0-0	0/0	13:40
Nov. 8	Vs MIN	0-0	1/0	12:12
Nov. 12	Vs COL	0-0	2/0	14:22
Nov. 15	Vs TOR	0-0	0/0	14:05
Nov. 17	@ NYI	0-0	1/0	11:07
Nov. 19	@ NYR	1-0 (W)	1/0	11:38
Nov. 20	@ MIN	0-0	0/0	14:14
Nov. 22	@ PIT	0-0	0/0	14:03
Nov. 24	Vs DET	0-0	0/0	10:58
Nov. 27	Vs CGY	INJ		
Nov. 29	@ CGY	INJ		
Dec. 1	@ CBJ	INJ		
Dec. 4	@ DET	INJ		
Dec. 5	@ MIN	INJ		
Dec. 7	@ COL	INJ		
Dec. 9	@ NSH	INJ		
Dec. 13	@ EDM	INJ		
Dec. 14	Vs FLA	INJ		
Dec. 17	Vs EDM	INJ		
Dec. 20	Vs CHI	INJ		
Dec. 22	Vs ANA	INJ		
Dec. 23	@ SJ	INJ		
Dec. 26	Vs EDM	INJ		
Dec. 28	Vs OTT	INJ		
Dec. 30	Vs PHI	INJ		
Jan. 1	@ NSH	INJ		
Jan. 2	@ ATL	INJ		
Jan. 4	Vs DAL	INJ		

DATE	OPP		JOHNSON #10	
Jan. 7	@ EDM	INJ		
Jan. 9	Vs STL	0-0	0/-1	11:50
Jan. 10	Vs SJ	0-0	0/0	9:38
Jan. 13	Vs NJ	0-0	0/0	9:41
Jan. 15	Vs PHX	0-0	1/0	12:50
Jan. 18	Vs CBJ	0-0	0/0	10:27
Jan. 20	@ SJ	0-0	0/-1	12:50
Jan. 28	Vs NSH	1-0	1/2	9:40
Jan. 31	Vs MIN	0-0	0/-1	7:34
Feb. 3	Vs CAR	0-0	0/0	10:41
Feb. 7	Vs CHI	0-0	0/0	12:22
Feb. 10	@ STL	0-0	1/1	10:58
Feb. 12	@ PHX	0-0	1/0	8:37
Feb. 13	@ DAL	0-0	1/0	8:54
Feb. 15	Vs MTL	0-0	0/-1	9:40
Feb. 17	@ CGY	0-0	0/-1	7:27
Feb. 19	@ OTT	0-0	0/0	11:48
Feb. 21	@ TOR	0-0	0/0	11:53
Feb. 24	@ MTL	0-0	0/0	10:14
Feb. 27	Vs TB	0-1	0/0	11:25
Mar. 1	Vs CBJ	0-0	1/0	10:27
Mar. 3	Vs MIN	0-0	0/0	8:40
Mar. 7	Vs SJ	0-0	0/0	7:27
Mar. 9	@ LA	0-1	0/1	6:17
Mar. 11	@ ANA	0-0	1/0	8:52
Mar. 13	Vs LA	0-0	1/0	9:29
Mar. 15	Vs COL	0-1	2/1	11:39
Mar. 17	Vs DAL	0-0	0/0	12:26
Mar. 19	Vs STL	0-0	0/0	12:31
Mar. 21	@ PHX	0-1	2/1	10:28
Mar. 24	@ DAL	0-0	0/0	11:19
Mar. 26	@ STL	0-0	0/0	10:06
Mar. 27	@ COL	0-0	0/0	14:21
Mar. 29	@ CHI	0-0	0/0	13:04
Mar. 31	@ MIN	0-0	0/0	12:21
Apr. 2	Vs ANA	0-0	0/-1	8:25
Apr. 4	@ EDM	0-0	0/-1	9:51
Apr. 5	Vs COL	0-0	0/0	11:07
Apr. 7	Vs CGY	0-1	0/1	10:26
Apr. 9	Vs LA	0-0	0/0	10:06
Apr. 11	@ COL	0-0	0/0	10:39





2008.09 HIGHLIGHTS	
MOST GOALS IN A GAME	2
4X LATEST – MAR. 24/09 AT DAL	
MOST ASSISTS IN A GAME	3
MAR. 15/09 VS COL	
MOST POINTS IN A GAME	3
3X LATEST – MAR. 15/09 VS COL: 0-3-3	
SEASON HAT TRICKS	0
GAME-WINNING GOALS	2
LATEST – APR. 9/09 VS LA	
POWER PLAY GOALS	10
LATEST – APR. 9/09 VS LA	
SHORTHANDED GOALS	2
LATEST – FEB. 17/09 AT CGY	
OVERTIME POINTS	0-0-0
SHOOTOUT RECORD	1/3
0 GDG	
PENALTY SHOT RECORD	0/0

SEASON	CLUB	LEA	REGULAR SEASON					PLAYOFFS				
			GP	G	A	PTS	PIM	GP	G	A	PTS	PIM
2000-01	USA U-18	USDP	26	8	20	28	24	-	-	-	-	-
2001-02	USA U-18	USDP	46	11	33	44	23	-	-	-	-	-
2002-03	Ohio State	CCHA	40	11	20	31	44	-	-	-	-	-
2003-04	Vancouver	NHL	28	2	3	5	16	-	-	-	-	-
	Manitoba	AHL	33	3	8	11	29	-	-	-	-	-
2004-05	Manitoba	AHL	78	30	27	57	105	14	4	5	9	8
2005-06	Vancouver	NHL	82	10	13	23	79	-	-	-	-	-
2006-07	Vancouver	NHL	48	6	10	16	40	1	0	0	0	0
2007-08	Vancouver	NHL	80	21	16	37	79	-	-	-	-	-
2008-09	Vancouver	NHL	82	26	33	59	61	-	-	-	-	-
VANCOUVER/NHL TOTALS			320	65	75	140	275	1	0	0	0	0

2008.09 SEASON IN REVIEW

Recorded 59 points (26-33-59) in 82 games in 2008-09...Set career highs for most goals (26), power play goals (10), assists (33) and points (59) in a season...Ranked 16th in the League for the best face-off percentage (54.0)...Won the Cyclone Taylor Award for "Team MVP"...Recorded multi three-point games for the first time in his career (Feb. 3/09 vs CAR, Feb. 7/09 vs CHI, Mar. 15/09 vs COL)...Registered eight points (2-6-8) in five consecutive games, Mar. 11-19/09...Recorded five points (1-4-5) in four consecutive games, Feb. 27-Mar. 7/09...Tallied ten points (6-4-10) in four consecutive games, Jan. 31/08-Feb. 10/09...Won the Molson Cup for the month of December after being named one of the three stars on four occasions...Scored his 100th career point, Dec. 22/08 vs ANA...Tallied six points (2-4-6) in five consecutive games, Oct. 16-25/08.

CAREER HIGHLIGHTS

Made his NHL playoff debut, recording two shots and logging 27:51 ice-time...Suffered a hand injury and missed remainder of 2007 post-season, Apr. 11/07 vs DAL...Played in 14 playoff games with Manitoba (AHL) in 2004-05, recording nine points (4-5-9) and eight penalty minutes...Registered three points (3-0-3) in six games played with Team USA at the World Junior Championships in 2004, including the tying goal in USA's 4-3 gold medal win...Played for Team USA Junior National Team in 2002-03...Ranked second in team scoring at 2003 IIHF World Junior with seven points and earned player of the game honours against Czech Republic and Finland...Was a member of the squad that claimed the IIHF World Under-18 Championship, receiving the Best Player Award at the conclusion of that tournament and was the player of the game in the tilt between the U.S. and Canada...Won a gold medal at the Under-17 Challenge in 2001-02...Ranked in the top three in scoring for the Under-17 Team in 2000-01, posting 11 goals and 31 assists in 69 games...Won a silver medal at the Three Nations Cup in 2000-01.



2008.09 GAME BY GAME

DATE	OPP		KESLER #17	
Oct. 9	Vs CGY	0-2	1/1	15:30
Oct. 11	@ CGY	1-0	1/-1	16:17
Oct. 13	@ WSH	0-0	0/0	15:28
Oct. 16	@ DET	1-0	3/3	18:23
Oct. 17	@ BUF	1-0	4/-1	17:55
Oct. 19	@ CHI	0-1	2/0	19:26
Oct. 21	@ CBJ	0-1	2/-1	19:09
Oct. 25	Vs EDM	0-2	0/1	19:21
Oct. 28	Vs BOS	0-0	4/0	19:10
Oct. 30	@ LA	0-0	1/0	18:50
Oct. 31	@ ANA	1-0	3/1	20:23
Nov. 2	Vs DET	0-0	4/0	21:45
Nov. 4	Vs NSH	0-0	2/0	21:17
Nov. 6	Vs PHX	0-1	1/1	19:26
Nov. 8	Vs MIN	0-0	0/0	19:23
Nov. 12	Vs COL	0-0	3/0	23:55
Nov. 15	Vs TOR	1-0	1/1	20:03
Nov. 17	@ NYI	0-0	1/0	19:26
Nov. 19	@ NYR	0-1	0/2	18:34
Nov. 20	@ MIN	0-0	2/0	17:51
Nov. 22	@ PIT	0-0	3/-1	18:06
Nov. 24	Vs DET	0-0	3/0	20:11
Nov. 27	Vs CGY	0-0	0/0	20:04
Nov. 29	@ CGY	0-0	2/0	18:52
Dec. 1	@ CBJ	0-0	3/-1	19:35
Dec. 4	@ DET	0-0	2/-2	20:16
Dec. 5	@ MIN	0-0	1/0	14:29
Dec. 7	@ COL	0-1	3/2	20:26
Dec. 9	@ NSH	0-1	1/1	14:56
Dec. 13	@ EDM	0-0	0/-2	15:21
Dec. 14	Vs FLA	1-1	2/1	19:39
Dec. 17	Vs EDM	1-0	3/1	19:36
Dec. 20	Vs CHI	0-0	1/0	16:51
Dec. 22	Vs ANA	1-0	2/0	18:10
Dec. 23	@ SJ	0-0	2/-1	15:35
Dec. 26	Vs EDM	0-0	3/0	20:02
Dec. 28	Vs OTT	0-0	4/0	19:36
Dec. 30	Vs PHI	1-0	4/0	19:45
Jan. 1	@ NSH	0-0	2/-1	20:29
Jan. 2	@ ATL	0-0	2/-1	22:30
Jan. 4	Vs DAL	0-0	1/0	20:07



DATE	OPP		KESLER #17	
Jan. 7	@ EDM	0-2	1/2	18:41
Jan. 9	Vs STL	0-0	1/0	18:57
Jan. 10	Vs SJ	0-0	1/-1	21:05
Jan. 13	Vs NJ	0-2	4/0	15:28
Jan. 15	Vs PHX	0-0	1/0	15:29
Jan. 18	Vs CBJ	0-1	4/0	18:59
Jan. 20	@ SJ	0-0	1/-1	22:47
Jan. 28	Vs NSH	0-0	1/1	20:40
Jan. 31	Vs MIN	2-0	7/-1	21:54
Feb. 3	Vs CAR	1-2	1/3	20:47
Feb. 7	Vs CHI	2-1	3/0	21:10
Feb. 10	@ STL	1-1	2/0	21:48
Feb. 12	@ PHX	0-0	2/0	19:03
Feb. 13	@ DAL	0-0	1/-1	18:44
Feb. 15	Vs MTL	1-0	4/1	16:48
Feb. 17	@ CGY	2-0	6/1	21:23
Feb. 19	@ OTT	0-0	2/1	17:39
Feb. 21	@ TOR	0-0	6/-1	21:33
Feb. 24	@ MTL	0-0	2/-2	22:59
Feb. 27	Vs TB	0-1	1/0	20:23
Mar. 1	Vs CBJ	1-0 (W)	6/1	21:17
Mar. 3	Vs MIN	0-1	4/1	20:19
Mar. 7	Vs SJ	0-2	3/2	22:38
Mar. 9	@ LA	0-0	0/-1	20:44
Mar. 11	@ ANA	1-0	2/2	23:32
Mar. 13	Vs LA	0-1	5/0	21:56
Mar. 15	Vs COL	0-3	1/0	20:24
Mar. 17	Vs DAL	1-1	3/1	19:23
Mar. 19	Vs STL	0-1	2/1	17:29
Mar. 21	@ PHX	0-0	1/-2	18:06
Mar. 24	@ DAL	2-0	5/0	18:39
Mar. 26	@ STL	0-0	1/-1	21:01
Mar. 27	@ COL	0-1	3/1	19:06
Mar. 29	@ CHI	1-0	1/0	22:36
Mar. 31	@ MIN	0-0	2/-1	20:20
Apr. 2	Vs ANA	1-0	2/-1	19:43
Apr. 4	@ EDM	0-1	2/1	23:10
Apr. 5	Vs COL	0-0	1/-1	11:41
Apr. 7	Vs CGY	0-1	0/0	22:40
Apr. 9	Vs LA	1-0 (W)	3/0	20:08
Apr. 11	@ COL	0-0	2/0	18:19

#30 JASON LABARBERA

2008.09 HIGHLIGHTS

MOST SHOTS FACED	41
OCT. 11/08 AT SJ	
MOST SAVES IN A GAME	38
OCT. 11/08 AT SJ	
SHUTOUTS	2
LATEST - DEC. 6/08 VS CBJ	
SHOOTOUT RECORD	0-5
PENALTY SHOT RECORD	0/1



REGULAR SEASON

PLAYOFFS


Season	Team	League	GPI	W	L	T/OT	MIN	GA	SO	GAA	GPI	W	L	MIN	GA	SO	GAA
1996-97	Tri City	WHL	2	1	0	0	63	4	0	3.81	-	-	-	-	-	-	-
	Portland	WHL	9	5	1	1	443	18	0	2.44	-	-	-	-	-	-	-
1997-98	Portland	WHL	23	18	4	0	1305	72	1	3.31	-	-	-	-	-	-	-
1998-99	Portland	WHL	51	18	23	9	2991	170	4	3.41	4	0	4	252	19	0	4.52
1999-00	Portland	WHL	34	8	24	2	2005	123	1	3.68	-	-	-	-	-	-	-
	Spokane	WHL	21	12	6	2	1146	50	0	2.62	9	6	1	435	18	1	2.48
2000-01	NY Rangers	NHL	1	0	0	0	10	0	0	0.00	-	-	-	-	-	-	-
	Hartford	AHL	4	1	1	0	156	12	0	4.61	-	-	-	-	-	-	-
	Charlotte	ECHL	35	18	10	7	2100	112	1	3.20	2	1	1	143	5	0	2.09
2001-02	NY Rangers	NHL	0	0	0	0	0	0	0	0.00	-	-	-	-	-	-	-
	Hartford	AHL	20	7	11	1	1058	55	0	3.12	-	-	-	-	-	-	-
	Charlotte	ECHL	13	9	3	1	744	29	0	2.34	4	2	2	212	12	0	3.39
2002-03	NY Rangers	NHL	0	0	0	0	0	0	0	0.00	-	-	-	-	-	-	-
	Hartford	AHL	46	18	17	6	2452	105	2	2.57	2	0	2	117	6	0	3.07
2003-04	NY Rangers	NHL	4	1	2	0	198	16	0	4.85	-	-	-	-	-	-	-
	Hartford	AHL	59	34	9	9	3393	90	13	1.59	16	11	5	1043	30	3	1.73
2004-05	Hartford	AHL	53	31	16	2	2937	90	6	1.84	4	1	3	238	9	0	2.27
2005-06	Los Angeles	NHL	29	11	9	2	1433	69	1	2.89	-	-	-	-	-	-	-
	Manchester	AHL	3	1	1	0	185	10	0	3.25	-	-	-	-	-	-	-
2006-07	Manchester	AHL	62	39	20	0	3619	133	7	2.21	13	6	7	824	38	1	2.77
2007-08	Los Angeles	NHL	45	17	23	2	2421	121	1	3.00	-	-	-	-	-	-	-
2008-09	Los Angeles	NHL	19	5	8	4	440	47	2	2.83	-	-	-	-	-	-	-
	Vancouver	NHL	9	3	2	2	235	20	0	2.66	-	-	-	-	-	-	-
VANCOUVER TOTALS			9	3	2	2	235	20	0	2.66	-	-	-	-	-	-	-
NHL TOTALS			107	37	44	10	2797	273	4	2.97	-	-	-	-	-	-	-

2008.09 SEASON IN REVIEW

Split the season between Vancouver and Los Angeles, posting a record of 3-2-2 with the Canucks and 5-8-4 with the Kings...Named Molson Cup winner for the month of January after receiving two stars in the month (10 points)...Did not lose in regulation for four consecutive games played (2-0-2), Jan. 1-7/09...Recorded his first win as a Vancouver Canuck, Jan. 1/09 at NSH...Acquired from LA in exchange for 2009 7th round pick, Dec. 30/08...Registered his first shutout of the season, Dec. 6/08 vs CBJ...Recorded two consecutive wins, Oct. 14-17/08...Set a season high for most saves in a game (38), Oct. 11/08 at SJ.

CAREER HIGHLIGHTS

Will make his NHL playoff debut with the Canucks this year...Appeared in 13 playoff games with the Manchester Monarchs going 6-7 and posting one shutout during the 2007 AHL playoffs...Appeared in 16 playoff games going 11-5 and recording three shutouts while leading the Hartford Wolfpack to the AHL's Eastern Conference Finals with a 1.73 GAA in 2004...Played in nine WHL playoff games going 6-1, recording one shutout and a 2.48 GAA for the Spokane Chiefs in 2000... Appeared in 4 playoff games for the Portland Winterhawks en route to winning the WHL Championships and the Memorial Cup during the 1998-99 season.



2008.09 GAME BY GAME

DATE	OPP		LABARBERA #30	
Oct. 11	@ SJ	3-41	L	60
Oct. 12	Vs SJ	1-19	L	59
Oct. 14	Vs ANA	3-26	W	59
Oct. 17	Vs CAR	3-26	W	63
Oct. 20	Vs COL	4-14	L	40
Oct. 24	@ STL	0-15	W	60
Oct. 25	@ NSH	3-15		13
Oct. 27	Vs DET	3-37	O	65
Oct. 30	Vs VAN	4-18	L	60
Nov. 1	Vs CGY	3-21	L	59
Nov. 4	Vs ANA	DNP		
Nov. 6	Vs FLA	DNP		
Nov. 8	Vs STL	DNP		
Nov. 11	Vs DAL	DNP		
Nov. 13	@ DAL	DNP		
Nov. 15	Vs NSH	DNP		
Nov. 16	@ ANA	DNP		
Nov. 20	Vs WSH	DNP		
Nov. 22	Vs COL	DNP		
Nov. 25	@ CGY	2-17		30
Nov. 26	@ EDM	1-23	W	60
Nov. 29	@ CHI	DNP		
Dec. 1	Vs TOR	2-29	L	59
Dec. 2	@ PHX	DNP		
Dec. 5	Vs EDM	1-31	O	45
Dec. 6	Vs CBJ	0-23	W	60
Dec. 9	@ COL	6-26	L	59
Dec. 11	Vs STL	DNP		
Dec. 13	Vs MIN	DNP		
Dec. 15	Vs SJ	1-14	O	38
Dec. 17	Vs NYR	3-30	O	63
Dec. 19	@ BUF	4-14	L	43
Dec. 20	@ DET	DNP		
Dec. 23	@ CBJ	DNP		
Dec. 26	Vs PHX	DNP		
Dec. 27	@ PHX	DNP		
Dec. 29	Vs CBJ	DNP		
ACQUIRED FROM LOS ANGELES				
Jan. 1	@ NSH	1-32	W	60
Jan. 2	@ ATL	3-37	O	65
Jan. 4	Vs DAL	2-36	O	65

DATE	OPP		LABARBERA #30	
Jan. 7	@ EDM	2-25	W	60
Jan. 9	Vs STL	6-36	L	60
Jan. 10	Vs SJ	DNP		
Jan. 13	Vs NJ	2-6		3
Jan. 15	Vs PHX	DNP		
Jan. 18	Vs CBJ	DNP		
Jan. 20	@ SJ	DNP		
Jan. 28	Vs NSH	DNP		
Jan. 31	Vs MIN	DNP		
Feb. 3	Vs CAR	DNP		
Feb. 7	Vs CHI	DNP		
Feb. 10	@ STL	DNP		
Feb. 12	@ PHX	DNP		
Feb. 13	@ DAL	2-30	L	59
Feb. 15	Vs MTL	DNP		
Feb. 17	@ CGY	DNP		
Feb. 19	@ OTT	DNP		
Feb. 21	@ TOR	DNP		
Feb. 24	@ MTL	DNP		
Feb. 27	Vs TB	DNP		
Mar. 1	Vs CBJ	DNP		
Mar. 3	Vs MIN	DNP		
Mar. 7	Vs SJ	DNP		
Mar. 9	@ LA	DNP		
Mar. 11	@ ANA	DNP		
Mar. 13	Vs LA	DNP		
Mar. 15	Vs COL	DNP		
Mar. 17	Vs DAL	DNP		
Mar. 19	Vs STL	DNP		
Mar. 21	@ PHX	1-10		20
Mar. 24	@ DAL	DNP		
Mar. 26	@ STL	DNP		
Mar. 27	@ COL	1-23	W	60
Mar. 29	@ CHI	DNP		
Mar. 31	@ MIN	DNP		
Apr. 2	Vs ANA	DNP		
Apr. 4	@ EDM	DNP		
Apr. 5	Vs COL	DNP		
Apr. 7	Vs CGY	DNP		
Apr. 9	Vs LA	DNP		
Apr. 11	@ COL	DNP		

#1 ROBERTO LUONGO



2008-09 HIGHLIGHTS	
MOST SHOTS FACED	47
APR. 7/09 VS CGY	
MOST SAVES IN A GAME	46
APR. 7/09 VS CGY	
SHUTOUTS	9
LATEST - APR. 11/09 AT COL	
SHOOTOUT RECORD	3-3
PENALTY SHOT RECORD	3/4

REGULAR SEASON

PLAYOFFS

Season	Team	League	GPI	W	L	T/OT	MIN	GA	SO	GAA	GPI	W	L	MIN	GA	SO	GAA
1995-96	Val d'Or	QMJHL	23	6	11	4	1201	74	0	3.70	3	0	1	68	5	0	4.41
1996-97	Val d'Or	QMJHL	60	32	22	2	3305	171	2	3.10	13	8	5	777	44	0	3.40
1997-98	Val d'Or	QMJHL	54	27	20	5	3046	157	7	3.09	17	14	3	1019	37	2	2.18
1998-99	Val d'Or	QMJHL	21	6	10	2	1176	77	1	3.93	-	-	-	-	-	-	-
	Acadie-Bathurst	QMJHL	22	14	7	1	1340	74	0	3.31	23	16	6	1400	64	0	2.74
1999-00	NY Islanders	NHL	24	7	14	1	1292	70	1	3.25	-	-	-	-	-	-	-
	Lowell	AHL	26	10	12	4	1517	74	1	2.93	6	3	3	359	18	0	3.01
2000-01	Florida	NHL	47	12	24	7	2628	107	5	2.44	-	-	-	-	-	-	-
	Louisville	AHL	3	1	2	0	178	10	0	3.38	-	-	-	-	-	-	-
2001-02	Florida	NHL	58	16	33	4	3029	140	4	2.77	-	-	-	-	-	-	-
2002-03	Florida	NHL	65	20	34	7	3627	164	6	2.71	-	-	-	-	-	-	-
2003-04	Florida	NHL	72	25	33	14	4251	172	7	2.43	-	-	-	-	-	-	-
2004-05	Did Not Play	-	-	-	-	-	-	-	-	-	-	-	-	-	-	-	-
2005-06	Florida	NHL	75	35	30	9	4304	213	4	2.97	-	-	-	-	-	-	-
	Canada	Olympics	2	1	1	0	119	3	0	1.51	-	-	-	-	-	-	-
2006-07	Vancouver	NHL	76	47	22	6	4490	171	5	2.29	12	5	7	847	25	0	1.77
2007-08	Vancouver	NHL	73	35	29	9	4232	168	6	2.38	-	-	-	-	-	-	-
2008-09	Vancouver	NHL	54	33	13	7	1542	124	9	2.34	-	-	-	-	-	-	-

VANCOUVER TOTALS

NHL TOTALS

203	115	64	22	10,264	463	20	2.33	12	5	7	847	25	0	1.77
544	230	232	64	31,038	1329	47	2.57	12	5	7	847	25	0	1.77

2008.09 SEASON IN REVIEW

Posted 33 wins, 2.34 GAA, nine shutouts and a record of 33-13-7 in the 2008-09 season...Posted 30+ wins for the fourth consecutive season...Ranks tied for fourth among active goaltenders with 47 career shutouts and second in the League with nine shutouts this season...Established a new franchise record for shutouts in a season (9)...Won the Molson Cup for the 2008-09 season with 80 points...Posted wins in four consecutive games, Mar. 13-19/09...Won in four consecutive games, Feb. 27-Mar. 7/09...Owned the second longest winning streak this season (8 wins) and second longest winning streak for a goaltender in franchise history, Feb. 3-21/09...Saw 25:00 of ice time, making 13 saves on 16 shots at the NHL All-Star Game, Jan. 25/09...Named to the NHL All-Star Team (Western Conference), Jan. 7/09...Named the Molson Cup winner for the month of November after being awarded a star for six games in the month... Named the NHL's first star of the week (ending Nov. 9/08)...Did not lose in regulation for seven consecutive games (5-0-2), Nov. 4-19/08...Set a new career shutout sequence, playing 242:36 without allowing an opposition goal (franchise record and second longest streak in the modern NHL), Nov. 4-Nov. 12/08...Won the Molson Cup Award for the month of October after being named a game star on three occasions...Played in his 500th career game, becoming only the 53rd goaltender in League history to reach this feat, Oct. 31/08 at ANA.

CAREER HIGHLIGHTS

Will make his second appearance in the NHL postseason... Made NHL playoff debut with the Canucks in 2006-07...Set a League record for most shots faced by a goaltender and most shots faced in his first playoff game (76), tying for the second highest number of saves all-time (72)...Posted a GAA of 1.77 and a record of 5-7 in 12 playoff games...Played in the franchise's longest game in playoff history at 138:06 minutes... Played for Team Canada at the 2006 Olympic Games... Appeared in two games with Team Canada in the World Championships in 2005, posting a 1-0-1 record, 40 saves and one shutout...Won a gold medal with Team Canada at the 2004 World Hockey Championships...Helped Canada win the 2004 World Cup of Hockey, posting a 1-0 record, making 37 saves and recording a .925 save percentage...Won gold medal with Team Canada at the 2003 World Championships in Finland, stopping 37 of 39 shots in the Final...Appeared in six playoff games with Lowell (AHL) in 1999-00, recording a 3-3 record with a 3.01 GAA...Won a silver medal at the 1999 World Junior Championships for Team Canada, posting a 4-2-1 record with a 1.92 GAA and a .942 save percentage... Led Acadie-Bathurst (QMJHL) to a Quebec League title in 1998-99, appearing in 23 playoff games, posting a 16-6 record with a 2.74 GAA...Won the QMJHL Title with Val d'Or, appearing in 17 playoff games and posting a 14-3 record and a 2.18 GAA.




2008.09 GAME BY GAME

DATE	OPP		LUONGO #1	
Oct. 9	Vs CGY	0-25	W	60
Oct. 11	@ CGY	4-29	W	64
Oct. 13	@ WSH	5-25	L	40
Oct. 16	@ DET	3-35	W	60
Oct.17	@ BUF	DNP		
Oct. 19	@ CHI	4-26	L	58
Oct. 21	@ CBJ	3-32	L	59
Oct. 25	Vs EDM	3-28	W	60
Oct. 28	Vs BOS	1-30	L	59
Oct. 30	@ LA	0-28	W	59
Oct. 31	@ ANA	6-37	W	65
Nov. 2	Vs DET	3-23	L	59
Nov. 4	Vs NSH	0-24	W	60
Nov. 6	Vs PHX	0-28	W	59
Nov. 8	Vs MIN	0-29	W	60
Nov. 12	Vs COL	1-34	O	65
Nov. 15	Vs TOR	2-30	W	60
Nov. 17	@ NYI	1-35	O	64
Nov. 19	@ NYR	3-42	W	60
Nov. 20	@ MIN	DNP		
Nov. 22	@ PIT	0-1		5
Nov. 24	Vs DET	INJ		
Nov. 27	Vs CGY	INJ		
Nov. 29	@ CGY	INJ		
Dec. 1	@ CBJ	INJ		
Dec. 4	@ DET	INJ		
Dec. 5	@ MIN	INJ		
Dec. 7	@ COL	INJ		
Dec. 9	@ NSH	INJ		
Dec. 13	@ EDM	INJ		
Dec. 14	Vs FLA	INJ		
Dec. 17	Vs EDM	INJ		
Dec. 20	Vs CHI	INJ		
Dec. 22	Vs ANA	INJ		
Dec. 23	@ SJ	INJ		
Dec. 26	Vs EDM	INJ		
Dec. 28	Vs OTT	INJ		
Dec. 30	Vs PHI	INJ		
Jan. 1	@ NSH	INJ		
Jan. 2	@ ATL	INJ		
Jan. 4	Vs DAL	INJ		

DATE	OPP		LUONGO #1	
Jan. 7	@ EDM	INJ		
Jan. 9	Vs STL	INJ		
Jan. 10	Vs SJ	INJ		
Jan. 13	Vs NJ	INJ		
Jan. 15	Vs PHX	4-32	L	60
Jan. 18	Vs CBJ	5-28	O	65
Jan. 20	@ SJ	2-29	O	63
Jan. 28	Vs NSH	4-37	L	59
Jan. 31	Vs MIN	4-27	O	61
Feb. 3	Vs CAR	3-27	W	60
Feb. 7	Vs CHI	3-39	W	60
Feb. 10	@ STL	4-28	W	60
Feb. 12	@ PHX	3-28	W	60
Feb. 13	@ DAL	DNP		
Feb. 15	Vs MTL	2-27	W	60
Feb. 17	@ CGY	3-41	W	65
Feb. 19	@ OTT	2-27	W	60
Feb. 21	@ TOR	2-38	W	65
Feb. 24	@ MTL	2-16	L	58
Feb. 27	Vs TB	1-21	W	60
Mar. 1	Vs CBJ	1-20	W	60
Mar. 3	Vs MIN	2-19	W	60
Mar. 7	Vs SJ	1-29	W	60
Mar. 9	@ LA	3-22	L	59
Mar. 11	@ ANA	4-41	O	64
Mar. 13	Vs LA	2-26	W	60
Mar. 15	Vs COL	2-20	W	60
Mar. 17	Vs DAL	2-26	W	60
Mar. 19	Vs STL	0-30	W	60
Mar. 21	@ PHX	3-23	L	40
Mar. 24	@ DAL	2-37	W	60
Mar. 26	@ STL	4-32	L	60
Mar. 27	@ COL	DNP		
Mar. 29	@ CHI	0-26	W	60
Mar. 31	@ MIN	1-34	W	64
Apr. 2	Vs ANA	5-32	O	65
Apr. 4	@ EDM	4-24	L	60
Apr. 5	Vs COL	4-26	L	60
Apr. 7	Vs CGY	1-47	W	60
Apr. 9	Vs LA	0-20	W	60
Apr. 11	@ COL	0-22	W	61

2008.09 HIGHLIGHTS

MOST GOALS IN A GAME	2
JAN. 9/09 VS STL	
MOST ASSISTS IN A GAME	2
OCT. 16/08 AT DET	
MOST POINTS IN A GAME	3
JAN. 9/09 VS STL: 2-1-3	
SEASON HAT TRICKS	0
GAME-WINNING GOALS	1
NOV. 15/08 VS TOR	
POWER PLAY GOALS	0
SHORTHANDED GOALS	0
OVERTIME POINTS	0-2-2
SHOOTOUT RECORD	0/0
PENALTY SHOT RECORD	0/0



REGULAR SEASON

PLAYOFFS


SEASON	CLUB	LEA	GP	G	A	PTS	PIM	GP	G	A	PTS	PIM
1997-98	Clarkson	ECAC	34	9	17	26	105	-	-	-	-	-
1998-99	Clarkson	ECAC	34	10	19	29	40	-	-	-	-	-
	Albany	AHL	6	1	3	4	29	-	-	-	-	-
1999-00	New Jersey	NHL	2	0	0	0	0	-	-	-	-	-
	Albany	AHL	63	5	14	19	71	5	1	2	3	4
2000-01	New Jersey	NHL	16	0	2	2	29	-	-	-	-	-
	Minnesota	NHL	17	1	7	8	11	-	-	-	-	-
	Albany	AHL	41	3	13	16	94	-	-	-	-	-
2001-02	Minnesota	NHL	68	3	10	13	68	-	-	-	-	-
2002-03	Minnesota	NHL	69	2	12	14	84	18	1	3	4	14
2003-04	Minnesota	NHL	70	1	13	14	83	-	-	-	-	-
2004-05	Did Not Play	-	-	-	-	-	-	-	-	-	-	-
2005-06	Minnesota	NHL	64	2	6	8	87	-	-	-	-	-
	Dallas	NHL	16	0	2	2	26	5	0	0	0	2
2006-07	Vancouver	NHL	62	1	10	11	45	12	0	1	1	12
2007-08	Vancouver	NHL	72	2	10	12	81	-	-	-	-	-
2008-09	Vancouver	NHL	82	3	20	23	59	-	-	-	-	-
VANCOUVER TOTALS			216	6	40	46	185	12	0	1	1	12
NHL TOTALS			538	15	92	107	573	35	1	4	5	28

2008.09 SEASON IN REVIEW

Recorded 23 points (3-20-23), 59 penalty minutes and +29 during the 2008-09 season...Established career highs in assists (20) and points (23)...Finished the season as +29, tied for the ninth best plus/minus in the league this season...Won the Walter Babe Pratt Award as the best defenceman...Tallied two points (0-2-2) in two consecutive games...Recorded his 100th career point, Jan. 18/09 vs CBJ...Set a single-game career high for most points (2-1-3) and goals (2) in a single game, Jan. 9/09 vs CBJ...Notched the game-winner, tying a career high for most game-winning goals in a season, Nov. 15/09 vs TOR...Registered three points (1-2-3) in two consecutive games, Oct. 16-17/08.

CAREER HIGHLIGHTS

Made his Canucks playoff debut in 2006-07, recording 12 penalty minutes and one assist in 12 playoff games...Has played in 23 NHL playoff games prior to joining the Canucks, recording four points (1-3-4) and 16 penalty minutes... Appeared in all five playoff games for the Dallas Stars in 2005-06...Helped Minnesota advance to the Western Conference Final in 2002-03 appearing in all 18 games, recording four points (1-3-4) and 14 penalty minutes...Has played in five playoff games in the AHL, all with Albany, recording three points (1-2-3) and four penalty minutes.

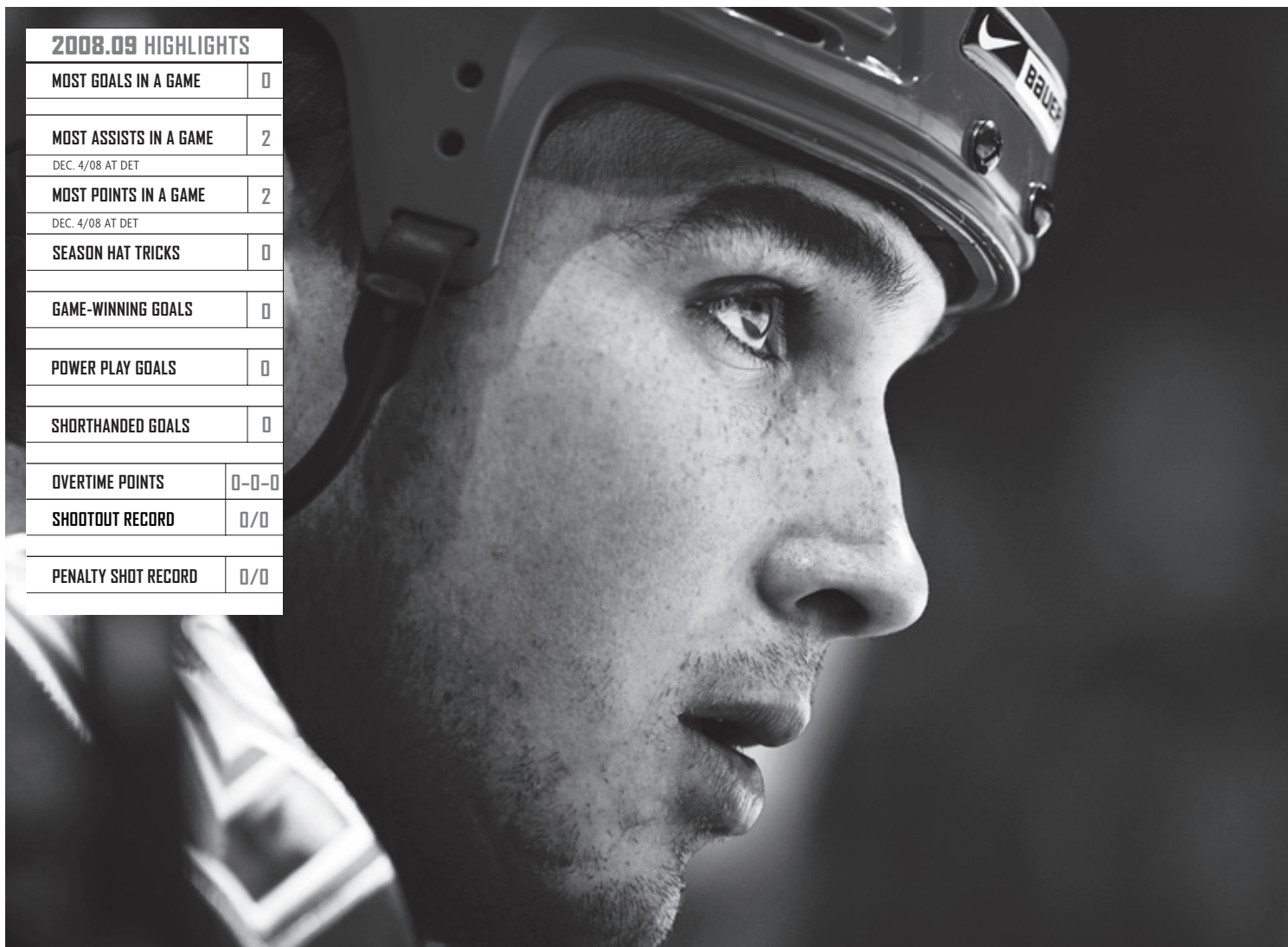


2008.09 GAME BY GAME

DATE	OPP		MITCHELL #8	
Oct. 9	Vs CGY	0-0	1/1	19:38
Oct. 11	@ CGY	0-0	0/3	25:11
Oct. 13	@ WSH	0-0	0/-1	19:33
Oct. 16	@ DET	0-2	3/1	21:17
Oct. 17	@ BUF	0-1	0/0	21:00
Oct. 19	@ CHI	0-0	0/-1	24:07
Oct. 21	@ CBJ	0-0	2/1	24:31
Oct. 25	Vs EDM	0-1	2/-1	18:58
Oct. 28	Vs BOS	0-0	0/0	19:45
Oct. 30	@ LA	0-1	0/1	21:35
Oct. 31	@ ANA	0-0	0/2	26:41
Nov. 2	Vs DET	0-0	1/0	16:18
Nov. 4	Vs NSH	0-1	5/1	22:48
Nov. 6	Vs PHX	0-0	2/1	21:36
Nov. 8	Vs MIN	0-0	1/0	20:27
Nov. 12	Vs COL	0-0	2/0	24:27
Nov. 15	Vs TOR	1-0 (W)	1/2	23:51
Nov. 17	@ NYI	0-0	1/1	25:21
Nov. 19	@ NYR	0-0	2/1	25:23
Nov. 20	@ MIN	0-1	2/2	24:01
Nov. 22	@ PIT	0-0	1/0	26:54
Nov. 24	Vs DET	0-0	0/2	27:20
Nov. 27	Vs CGY	0-0	3/-1	21:44
Nov. 29	@ CGY	0-0	0/-1	23:36
Dec. 1	@ CBJ	0-0	1/-1	23:52
Dec. 4	@ DET	0-0	1/-2	23:43
Dec. 5	@ MIN	0-0	4/0	22:47
Dec. 7	@ COL	0-1	0/-1	26:01
Dec. 9	@ NSH	0-0	1/1	23:52
Dec. 13	@ EDM	0-0	0/-2	20:50
Dec. 14	Vs FLA	0-0	0/-1	24:10
Dec. 17	Vs EDM	0-1	1/2	25:27
Dec. 20	Vs CHI	0-0	2/-2	22:14
Dec. 22	Vs ANA	0-0	0/-1	19:40
Dec. 23	@ SJ	0-0	1/-1	20:13
Dec. 26	Vs EDM	0-0	1/0	20:08
Dec. 28	Vs OTT	0-0	0/0	25:21
Dec. 30	Vs PHI	0-0	3/0	27:22
Jan. 1	@ NSH	0-1	3/1	22:48
Jan. 2	@ ATL	0-0	3/0	32:16
Jan. 4	Vs DAL	0-0	1/0	26:07

DATE	OPP		MITCHELL #8	
Jan. 7	@ EDM	0-0	0/2	25:00
Jan. 9	Vs STL	2-1	3/2	22:38
Jan. 10	Vs SJ	0-0	0/1	21:04
Jan. 13	Vs NJ	0-1	1/-2	22:29
Jan. 15	Vs PHX	0-0	1/-1	23:45
Jan. 18	Vs CBJ	0-1	2/2	27:07
Jan. 20	@ SJ	0-0	0/-1	24:16
Jan. 28	Vs NSH	0-0	1/2	20:22
Jan. 31	Vs MIN	0-0	1/0	21:47
Feb. 3	Vs CAR	0-0	0/0	22:23
Feb. 7	Vs CHI	0-0	0/1	22:10
Feb. 10	@ STL	0-1	0/2	21:30
Feb. 12	@ PHX	0-0	2/0	22:58
Feb. 13	@ DAL	0-0	1/0	19:43
Feb. 15	Vs MTL	0-0	1/1	19:36
Feb. 17	@ CGY	0-1	1/0	24:32
Feb. 19	@ OTT	0-0	0/3	23:44
Feb. 21	@ TOR	0-0	1/0	23:22
Feb. 24	@ MTL	0-0	1/0	22:39
Feb. 27	Vs TB	0-0	1/0	17:54
Mar. 1	Vs CBJ	0-0	1/0	22:36
Mar. 3	Vs MIN	0-1	2/3	21:57
Mar. 7	Vs SJ	0-0	2/1	22:03
Mar. 9	@ LA	0-0	2/0	17:38
Mar. 11	@ ANA	0-1	0/0	22:12
Mar. 13	Vs LA	0-1	0/2	22:54
Mar. 15	Vs COL	0-0	0/2	23:13
Mar. 17	Vs DAL	0-0	0/1	26:33
Mar. 19	Vs STL	0-0	0/2	20:56
Mar. 21	@ PHX	0-0	0/0	24:15
Mar. 24	@ DAL	0-0	1/0	21:33
Mar. 26	@ STL	0-0	3/0	20:45
Mar. 27	@ COL	0-1	0/1	23:40
Mar. 29	@ CHI	0-0	2/1	20:31
Mar. 31	@ MIN	0-0	1/-1	25:29
Apr. 2	Vs ANA	0-0	1/-1	24:24
Apr. 4	@ EDM	0-0	3/-2	20:23
Apr. 5	Vs COL	0-0	1/-1	23:41
Apr. 7	Vs CGY	0-0	0/1	23:25
Apr. 9	Vs LA	0-0	0/0	21:11
Apr. 11	@ COL	0-1	1/1	27:41





2008.09 HIGHLIGHTS	
MOST GOALS IN A GAME	0
MOST ASSISTS IN A GAME	2
DEC. 4/08 AT DET	
MOST POINTS IN A GAME	2
DEC. 4/08 AT DET	
SEASON HAT TRICKS	0
GAME-WINNING GOALS	0
POWER PLAY GOALS	0
SHORTHANDED GOALS	0
OVERTIME POINTS	0-0-0
SHOOTOUT RECORD	0/0
PENALTY SHOT RECORD	0/0

SEASON	CLUB	LEA	REGULAR SEASON					PLAYOFFS				
			GP	G	A	PTS	PIM	GP	G	A	PTS	PIM
1999-00	Port Hope	OPJHL	47	6	27	33	110	-	-	-	-	-
2000-01	Kingston	OHL	61	2	12	14	89	4	0	1	1	6
2001-02	Kingston	OHL	67	10	23	33	132	1	0	0	0	2
2002-03	Kingston	OHL	28	8	15	23	100	-	-	-	-	-
	St. Michael's	OHL	34	8	11	19	108	19	4	10	14	79
2003-04	Cincinnati	AHL	60	2	8	10	163	9	0	2	2	20
2004-05	Cincinnati	AHL	77	5	20	25	319	12	1	3	4	57
2005-06	Portland Pirates	AHL	77	8	33	41	287	19	6	16	22	81
2006-07	Anaheim	NHL	62	2	12	14	140	-	-	-	-	-
	Tampa Bay	NHL	18	0	2	2	36	6	0	0	0	12
2007-08	Tampa Bay	NHL	77	4	17	21	154	-	-	-	-	-
2008-09	Tampa Bay	NHL	1	0	0	0	0	-	-	-	-	-
	Vancouver	NHL	76	0	10	10	196					
VANCOUVER TOTALS			76	0	10	10	196	-	-	-	-	-
NHL TOTALS			234	6	41	47	526	6	0	0	0	12

2008.09 SEASON IN REVIEW

Finished the season with 10 points (0-10-10) and 196 penalty minutes in 76 games played with Vancouver and one game played with Tampa Bay...Set a career season high and led the team in penalty minutes (196)...Ranked second in the League for most penalty minutes (196)...Tied a season high for most penalty minutes in a game (17), Feb. 24/09 at MTL...Tallied two assists in consecutive games, Feb. 12-13/09...Recorded two points (0-2-2) in two consecutive games, Jan. 10-13/09...Tied a season high for most penalty minutes in a game (17), Dec. 13/08 at EDM...Set a season high for most penalty minutes in a game (17), Nov. 22/08 at PIT...Set a season high for most TOI in a single game (22:55), Nov. 17/08 at NYI...Played one game for the Tampa Bay Lightning before being acquired by the Vancouver Canucks on Oct. 6/08.


CAREER HIGHLIGHTS

Made his NHL playoff debut with the Tampa Bay Lightning during the 2007 Stanley Cup Playoffs... Registered 12 penalty minutes in six playoff games played...Collected 22 points (6-16-22) and 81 penalty minutes in 19 playoff games during the 2004-05 with the Portland Pirates of the AHL... Registered four points (1-3-4) and 57 penalty minutes in 12 playoff games with the Cincinnati Mighty Ducks during the 2005 AHL playoffs...Played in 9 playoff games with Cincinnati during the 2004 AHL playoffs recording 2 points (0-2-2)... Recorded 14 points (4-10-14) and 79 penalty minutes in 19 games with St. Michael's of the OHL in 2003...Appeared in five playoff games for the Kingston Frontenacs of the OHL over two seasons (2000-01, 2001-02) recording one point (0-1-1) and eight penalty minutes.



2008.09 GAME BY GAME

DATE	OPP		O'BRIEN #55	
Oct. 9	Vs CGY	0-0	0/1	13:25
Oct. 11	@ CGY	0-0	0/-1	18:41
Oct. 13	@ WSH	0-0	1/-1	17:37
Oct. 16	@ DET	0-1	0/1	15:14
Oct. 17	@ BUF	0-0	1/0	16:15
Oct. 19	@ CHI	0-0	0/1	13:50
Oct. 21	@ CBJ	0-0	0/-1	13:01
Oct. 25	Vs EDM	0-0	2/0	18:12
Oct. 28	Vs BOS	0-0	0/0	14:19
Oct. 30	@ LA	0-0	0/0	11:23
Oct. 31	@ ANA	0-1	0/0	14:45
Nov. 2	Vs DET	0-0	0/0	12:51
Nov. 4	Vs NSH	0-0	2/0	11:40
Nov. 6	Vs PHX	0-0	0/0	12:03
Nov. 8	Vs MIN	0-0	0/1	17:54
Nov. 12	Vs COL	0-0	0/0	14:59
Nov. 15	Vs TOR	0-1	0/2	20:29
Nov. 17	@ NYI	0-0	0/1	22:55
Nov. 19	@ NYR	0-0	0/0	17:34
Nov. 20	@ MIN	0-0	2/0	19:43
Nov. 22	@ PIT	0-0	0/-1	22:06
Nov. 24	Vs DET	0-0	1/1	19:33
Nov. 27	Vs CGY	0-0	1/1	15:59
Nov. 29	@ CGY	0-0	1/0	13:45
Dec. 1	@ CBJ	0-0	0/0	14:58
Dec. 4	@ DET	0-2	0/-2	13:43
Dec. 5	@ MIN	0-0	3/0	19:17
Dec. 7	@ COL	0-0	2/-1	17:22
Dec. 9	@ NSH	0-0	0/0	11:07
Dec. 13	@ EDM	0-0	1/-1	12:21
Dec. 14	Vs FLA	0-0	0/1	13:31
Dec. 17	Vs EDM	0-0	0/0	4:52
Dec. 20	Vs CHI	0-0	0/-1	14:39
Dec. 22	Vs ANA	0-0	1/0	15:01
Dec. 23	@ SJ	0-0	1/-1	17:13
Dec. 26	Vs EDM	0-0	0/0	17:12
Dec. 28	Vs OTT	0-0	0/3	14:48
Dec. 30	Vs PHI	0-0	1/-2	19:29
Jan. 1	@ NSH	0-0	0/-1	15:36
Jan. 2	@ ATL	0-0	0/2	21:08
Jan. 4	Vs DAL	0-0	2/0	17:33



DATE	OPP		O'BRIEN #55	
Jan. 7	@ EDM	0-0	0/1	16:43
Jan. 9	Vs STL	0-0	1/2	16:40
Jan. 10	Vs SJ	0-1	1/1	15:50
Jan. 13	Vs NJ	0-1	0/0	16:17
Jan. 15	Vs PHX	0-0	0/0	14:58
Jan. 18	Vs CBJ	0-0	0/0	14:46
Jan. 20	@ SJ	0-0	0/1	16:08
Jan. 28	Vs NSH	0-0	0/1	10:28
Jan. 31	Vs MIN	DND		
Feb. 3	Vs CAR	DND		
Feb. 7	Vs CHI	DND		
Feb. 10	@ STL	DND		
Feb. 12	@ PHX	0-1	0/1	12:09
Feb. 13	@ DAL	0-1	0/1	10:15
Feb. 15	Vs MTL	0-0	0/1	16:51
Feb. 17	@ CGY	0-0	0/0	12:37
Feb. 19	@ OTT	0-0	0/0	12:09
Feb. 21	@ TOR	0-0	1/0	13:06
Feb. 24	@ MTL	0-0	0/0	8:02
Feb. 27	Vs TB	0-0	0/0	14:04
Mar. 1	Vs CBJ	0-0	0/0	13:17
Mar. 3	Vs MIN	0-1	0/0	15:48
Mar. 7	Vs SJ	0-0	1/0	15:33
Mar. 9	@ LA	0-0	2/0	14:31
Mar. 11	@ ANA	0-0	1/-1	14:29
Mar. 13	Vs LA	0-0	1/-1	12:57
Mar. 15	Vs COL	0-0	1/-1	15:10
Mar. 17	Vs DAL	0-0	2/0	17:09
Mar. 19	Vs STL	0-0	2/0	15:28
Mar. 21	@ PHX	0-0	0/-3	11:26
Mar. 24	@ DAL	DND		
Mar. 26	@ STL	DND		
Mar. 27	@ COL	0-0	0/-1	13:41
Mar. 29	@ CHI	0-0	0/1	12:30
Mar. 31	@ MIN	0-0	0/0	13:13
Apr. 2	Vs ANA	0-0	0/2	14:22
Apr. 4	@ EDM	0-0	2/0	12:24
Apr. 5	Vs COL	0-0	0/-1	17:38
Apr. 7	Vs CGY	0-0	1/0	9:32
Apr. 9	Vs LA	0-0	0/0	13:20
Apr. 11	@ COL	0-0	1/0	13:21

#2 MATTIAS OHLUND

2008.09 HIGHLIGHTS

MOST GOALS IN A GAME 2

APR. 7/09 VS CGY

MOST ASSISTS IN A GAME 3

NOV. 19/08 AT NYR

MOST POINTS IN A GAME 3

NOV. 19/08 AT NYR

SEASON HAT TRICKS 0

GAME-WINNING GOALS 1

APR. 7/09 VS CGY

POWER PLAY GOALS 3

LATEST – APR. 7/09 VS CGY

SHORTHANDED GOALS 0

OVERTIME POINTS 0-1-1

SHOOTOUT RECORD 1/1

1 GDG

PENALTY SHOT RECORD 0/0



REGULAR SEASON

PLAYOFFS


SEASON	CLUB	LEA	GP	G	A	PTS	PIM	GP	G	A	PTS	PIM
1994-95	Lulea HF	Sweden	34	6	10	16	34	9	4	0	4	16
1995-96	Lulea HF	Sweden	38	4	10	14	26	13	1	0	1	47
1996-97	Lulea HF	Sweden	47	7	9	16	38	10	1	2	3	8
	Lulea HF	EuroHL	6	0	3	3	0	-	-	-	-	-
1997-98	Vancouver	NHL	77	7	23	30	76	-	-	-	-	-
	Sweden	Olympics	4	0	1	1	4	-	-	-	-	-
1998-99	Vancouver	NHL	74	9	26	35	83	-	-	-	-	-
1999-00	Vancouver	NHL	42	4	16	20	24	-	-	-	-	-
2000-01	Vancouver	NHL	65	8	20	28	46	4	1	3	4	6
2001-02	Vancouver	NHL	81	10	26	36	56	6	1	1	2	6
	Sweden	Olympics	4	0	2	2	2	-	-	-	-	-
2002-03	Vancouver	NHL	59	2	27	29	42	13	3	4	7	12
2003-04	Vancouver	NHL	82	14	20	34	73	7	1	4	5	13
2004-05	Lulea HF	Sweden	2	1	0	1	4	-	-	-	-	-
2005-06	Vancouver	NHL	78	13	20	33	92	-	-	-	-	-
	Sweden	Olympics	6	0	2	2	2	-	-	-	-	-
2006-07	Vancouver	NHL	77	11	20	31	80	12	2	5	7	12
2007-08	Vancouver	NHL	53	9	15	24	79	-	-	-	-	-
2008-09	Vancouver	NHL	82	6	19	25	105	-	-	-	-	-
VANCOUVER/NHL TOTALS			770	93	232	325	756	42	8	17	25	49

2008.09 SEASON IN REVIEW

Concluded his 11th season with the Canucks, recording 25 points (6-19-25) and 105 penalty minutes in 82 games played...Sits first in franchise defensive scoring with 325 points and second among franchise games played by a defenceman (770)...Notched his 322nd career point, setting the franchise record for most points scored by a defenceman, Mar. 15/09 vs COL...Recorded three points (1-2-3) in three consecutive games, Feb. 7-12/09...Set a personal season high for highest TOI in a single game (27:27), Jan. 4/09 vs DAL...Played in his 700th career game and 700th as a Canuck, Nov. 2/08 vs DET.

CAREER HIGHLIGHTS

Has played in 42 NHL playoff games all with Vancouver, recording 25 points (8-17-25) and 49 penalty minutes...Shared the scoring lead with Trevor Linden in the 2006-07 playoffs with seven points (2-5-7) in 12 games...Became the third highest scoring defenceman in franchise history notching his 19th and 20th playoff points in 2006-07...Won a gold medal at the 2006 Winter Olympics with Sweden...Has represented Sweden in the Olympics ('06, '02, '98), World Championships ('97) and World Junior Championships ('94-'96)...Has played 32 playoff games in the Swedish Elite League, all with Lulea HF, recording eight points (6-2-8) and 71 penalty minutes.



2008.09 GAME BY GAME

DATE	OPP		OHLUND #2	
Oct. 9	Vs CGY	1-1	1/3	19:19
Oct. 11	@ CGY	0-1	1/0	23:16
Oct. 13	@ WSH	0-0	0/-1	20:35
Oct. 16	@ DET	0-0	1/1	19:49
Oct. 17	@ BUF	0-0	1/-1	22:16
Oct. 19	@ CHI	0-0	1/-1	21:30
Oct. 21	@ CBJ	0-0	1/-1	20:08
Oct. 25	Vs EDM	0-0	1/1	22:13
Oct. 28	Vs BOS	0-0	1/-1	21:20
Oct. 30	@ LA	0-0	1/0	17:14
Oct. 31	@ ANA	1-0	1/-1	21:10
Nov. 2	Vs DET	0-1	2/2	19:49
Nov. 4	Vs NSH	0-0	2/1	19:48
Nov. 6	Vs PHX	0-0	0/0	22:35
Nov. 8	Vs MIN	0-0	2/0	19:23
Nov. 12	Vs COL	0-0	4/0	24:34
Nov. 15	Vs TOR	0-1	3/1	20:12
Nov. 17	@ NYI	0-0	3/0	24:19
Nov. 19	@ NYR	0-3	2/4	21:13
Nov. 20	@ MIN	0-0	0/0	23:55
Nov. 22	@ PIT	0-0	1/3	24:47
Nov. 24	Vs DET	0-0	3/0	21:03
Nov. 27	Vs CGY	0-0	4/0	20:25
Nov. 29	@ CGY	0-1	0/1	21:47
Dec. 1	@ CBJ	0-0	2/-1	21:20
Dec. 4	@ DET	0-1	0/0	21:36
Dec. 5	@ MIN	0-0	0/0	18:43
Dec. 7	@ COL	0-0	1/0	26:09
Dec. 9	@ NSH	0-0	2/2	23:04
Dec. 13	@ EDM	0-0	1/-2	23:14
Dec. 14	Vs FLA	0-0	4/0	19:51
Dec. 17	Vs EDM	0-0	3/2	24:16
Dec. 20	Vs CHI	0-0	2/0	21:34
Dec. 22	Vs ANA	0-1	4/2	22:48
Dec. 23	@ SJ	0-0	3/-2	21:23
Dec. 26	Vs EDM	0-0	3/1	24:17
Dec. 28	Vs OTT	0-0	2/0	21:28
Dec. 30	Vs PHI	0-0	3/-1	19:59
Jan. 1	@ NSH	1-0	3/1	22:50
Jan. 2	@ ATL	0-0	0/-1	13:52
Jan. 4	Vs DAL	0-0	3/1	27:27

DATE	OPP		OHLUND #2	
Jan. 7	@ EDM	0-0	2/0	20:50
Jan. 9	Vs STL	0-1	2/-3	24:55
Jan. 10	Vs SJ	0-0	2/0	22:38
Jan. 13	Vs NJ	0-0	2/-3	24:16
Jan. 15	Vs PHX	0-0	1/-1	24:49
Jan. 18	Vs CBJ	0-0	2/-1	24:41
Jan. 20	@ SJ	0-0	0/0	24:14
Jan. 28	Vs NSH	0-0	2/-2	21:41
Jan. 31	Vs MIN	0-1	4/-1	25:12
Feb. 3	Vs CAR	0-0	2/1	21:06
Feb. 7	Vs CHI	0-1	0/1	20:15
Feb. 10	@ STL	0-1	3/2	24:13
Feb. 12	@ PHX	1-0	3/-1	18:46
Feb. 13	@ DAL	0-0	0/-1	19:59
Feb. 15	Vs MTL	0-1	3/0	20:16
Feb. 17	@ CGY	0-0	0/-1	22:49
Feb. 19	@ OTT	0-0	0/0	21:49
Feb. 21	@ TOR	0-0	0/0	19:59
Feb. 24	@ MTL	0-0	2/-2	20:29
Feb. 27	Vs TB	0-0	1/1	18:29
Mar. 1	Vs CBJ	0-1	3/1	20:57
Mar. 3	Vs MIN	0-0	0/1	21:11
Mar. 7	Vs SJ	0-1	0/1	21:04
Mar. 9	@ LA	0-0	2/1	24:12
Mar. 11	@ ANA	0-0	1/-1	21:45
Mar. 13	Vs LA	0-0	1/1	19:22
Mar. 15	Vs COL	0-1	1/1	19:50
Mar. 17	Vs DAL	0-0	0/1	18:09
Mar. 19	Vs STL	0-0	1/1	20:41
Mar. 21	@ PHX	0-0	3/-1	19:30
Mar. 24	@ DAL	0-0	1/1	23:35
Mar. 26	@ STL	0-0	3/-1	21:19
Mar. 27	@ COL	0-0	0/3	19:11
Mar. 29	@ CHI	0-0	2/1	21:41
Mar. 31	@ MIN	0-0	1/1	25:00
Apr. 2	Vs ANA	0-0	1/-1	19:36
Apr. 4	@ EDM	0-1	2/1	18:09
Apr. 5	Vs COL	0-0	2/0	17:38
Apr. 7	Vs CGY	2-0 (W)	2/1	22:26
Apr. 9	Vs LA	0-0	0/0	22:17
Apr. 11	@ COL	0-0	2/0	23:07



2008.09 HIGHLIGHTS

MOST GOALS IN A GAME	1
10X LATEST – MAR. 26/09 AT STL	
MOST ASSISTS IN A GAME	2
NOV. 19/08 AT NYR	
MOST POINTS IN A GAME	2
NOV. 19/08 AT NYR: 0-2-2	
SEASON HAT TRICKS	0
GAME-WINNING GOALS	1
MAR. 15/09 VS COL	
POWER PLAY GOALS	0
SHORTHANDED GOALS	0
OVERTIME POINTS	0-1-1
SHOOTOUT RECORD	0/2
PENALTY SHOT RECORD	1/1
NOV. 12/08 VS COL (BUDA)	



REGULAR SEASON

PLAYOFFS

SEASON	CLUB	LEA	GP	G	A	PTS	PIM	GP	G	A	PTS	PIM
1997-98	Sudbury	OHL	58	14	17	31	104	10	3	1	4	8
1998-99	Sudbury	OHL	68	37	38	75	95	4	0	4	4	6
1999-00	Sudbury	OHL	68	40	49	89	98	12	8	7	15	25
2000-01	NY Islanders	NHL	78	4	14	18	39	-	-	-	-	-
2001-02	Buffalo	NHL	48	10	10	20	35	-	-	-	-	-
	Rochester	AHL	27	6	4	10	36	-	-	-	-	-
2002-03	Buffalo	NHL	78	14	14	28	38	-	-	-	-	-
2003-04	Buffalo	NHL	63	8	12	20	25	-	-	-	-	-
2004-05	Hammarby IF	Swe-1	24	11	9	20	20	-	-	-	-	-
2005-06	Buffalo	NHL	41	6	6	12	33	14	0	5	5	10
2006-07	Vancouver	NHL	76	23	14	37	42	12	2	4	6	6
2007-08	Vancouver	NHL	79	16	21	37	60	-	-	-	-	-
2008-09	Vancouver	NHL	69	10	9	19	43	-	-	-	-	-

VANCOUVER TOTALS			224	49	44	93	145	12	2	4	6	6
NHL TOTALS			532	91	100	191	315	26	2	9	11	16

LEFT WING

SHOOTS LEFT

6'4"

230 LBS

THUNDER BAY, ON


AUG. 19, 1981

2008.09 SEASON IN REVIEW

Finished the season with 10 goals, nine assists, 19 points and 43 penalty minutes...Notched his 100th career assist, Apr. 2/09 vs ANA...Recorded two points (1-1-2), including one game-winner, in consecutive games, Mar. 13-15/09...Notched two goals in consecutive games, Jan. 18-20/09...Played in his 500th career NHL game, Jan. 13/09 vs NJ...Tallied two points (1-1-2) in two consecutive games, Nov. 24-27/08...Notched his first goal on his first penalty shot attempt against Peter Budaj, Nov. 12/08 vs COL...Recorded a total of two assists in consecutive games, Oct. 30-31/08.

CAREER HIGHLIGHTS

Has played in 26 NHL playoff games, recording 11 points (2-9-11) and 16 penalty minutes...Made his Canucks playoffs debut in 2006-07...Was named second star Apr. 17/07 after notching two assists, including the assist on the game-winning goal...Recorded his first NHL playoff goal, the game-winner in overtime and was named the first star, Apr. 15/07...Has played in 26 OHL playoff games, all with Sudbury, recording 23 points (11-12-23) and 39 penalty minutes.

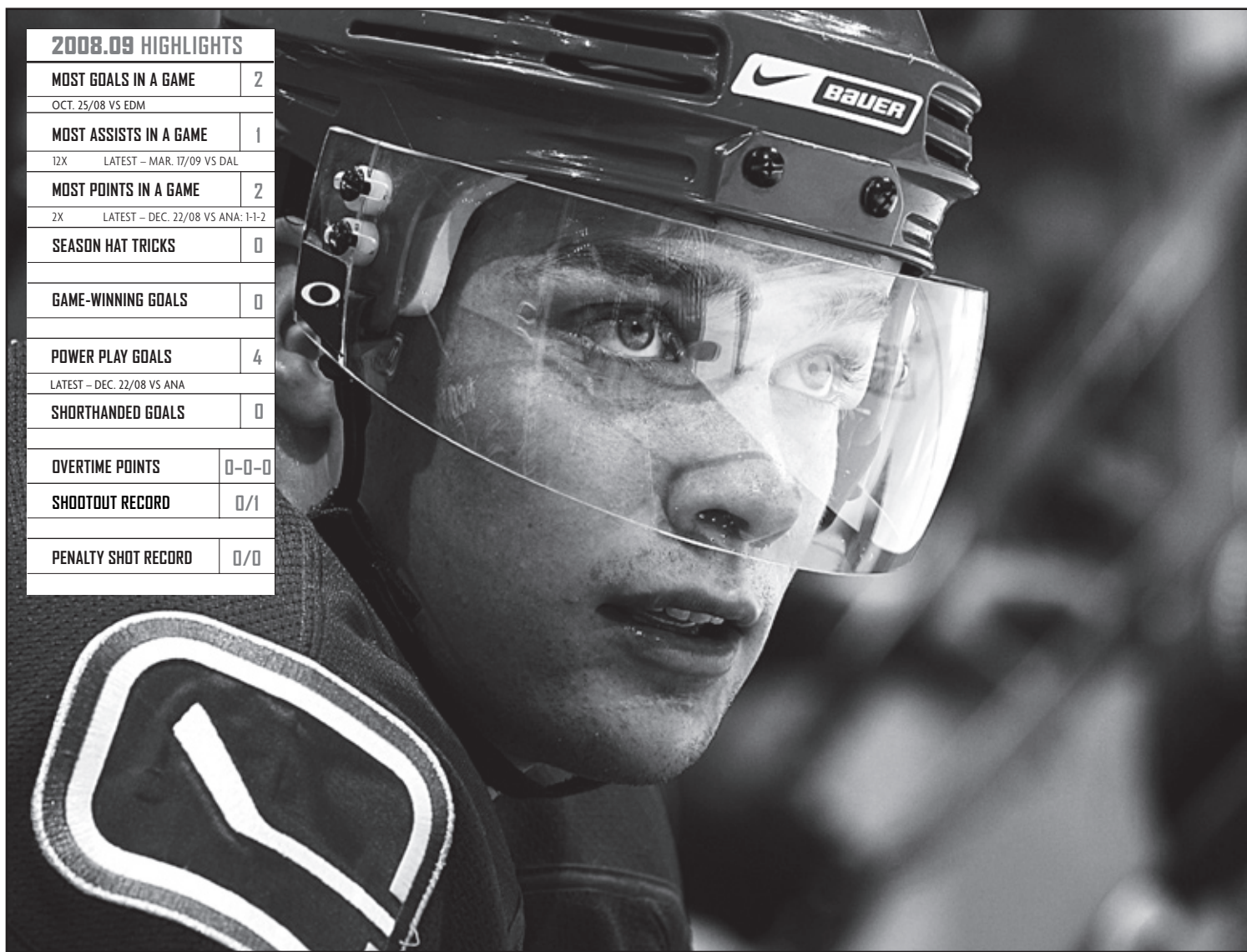


2008.09 GAME BY GAME

DATE	OPP		PYATT	#9
Oct. 9	Vs CGY	0-1	3/0	15:35
Oct. 11	@ CGY	0-0	3/0	16:18
Oct. 13	@ WSH	0-0	1/-2	15:44
Oct. 16	@ DET	0-0	0/0	14:08
Oct. 17	@ BUF	0-0	2/0	19:39
Oct. 19	@ CHI	0-0	2/1	15:20
Oct. 21	@ CBJ	0-0	0/0	12:47
Oct. 25	Vs EDM	0-0	0/0	12:19
Oct. 28	Vs BOS	0-0	3/0	14:49
Oct. 30	@ LA	1-0	1/1	14:24
Oct. 31	@ ANA	0-1	2/-1	16:04
Nov. 2	Vs DET	0-0	2/0	14:26
Nov. 4	Vs NSH	0-1	2/1	14:49
Nov. 6	Vs PHX	0-0	3/0	15:09
Nov. 8	Vs MIN	0-0	1/0	14:56
Nov. 12	Vs COL	1-0	4/1	14:46
Nov. 15	Vs TOR	0-0	1/-1	15:05
Nov. 17	@ NYI	0-0	0/0	13:33
Nov. 19	@ NYR	0-2	2/2	12:42
Nov. 20	@ MIN	0-0	0/0	13:10
Nov. 22	@ PIT	0-0	0/0	16:17
Nov. 24	Vs DET	1-0	1/0	17:23
Nov. 27	Vs CGY	0-1	1/0	14:08
Nov. 29	@ CGY	0-0	2/-1	16:03
Dec. 1	@ CBJ	0-0	2/-1	15:16
Dec. 4	@ DET	1-0	2/0	15:12
Dec. 5	@ MIN	0-0	2/0	15:07
Dec. 7	@ COL	0-0	1/0	18:44
Dec. 9	@ NSH	0-0	0/0	15:42
Dec. 13	@ EDM	0-0	1/-1	14:33
Dec. 14	Vs FLA	0-0	3/0	16:41
Dec. 17	Vs EDM	0-0	1/0	15:41
Dec. 20	Vs CHI	0-0	1/-1	12:58
Dec. 22	Vs ANA	0-0	0/-1	12:34
Dec. 23	@ SJ	0-0	2/0	15:39
Dec. 26	Vs EDM	0-0	1/0	15:59
Dec. 28	Vs OTT	INJ		
Dec. 30	Vs PHI	INJ		
Jan. 1	@ NSH	INJ		
Jan. 2	@ ATL	INJ		
Jan. 4	Vs DAL	INJ		

DATE	OPP		PYATT	#9
Jan. 7	@ EDM	INJ		
Jan. 9	Vs STL	INJ		
Jan. 10	Vs SJ	INJ		
Jan. 13	Vs NJ	0-0	0/0	12:29
Jan. 15	Vs PHX	0-0	0/0	15:30
Jan. 18	Vs CBJ	1-0	5/0	17:07
Jan. 20	@ SJ	1-0	1/1	17:24
Jan. 28	Vs NSH	0-0	4/-1	18:54
Jan. 31	Vs MIN	0-0	1/1	21:03
Feb. 3	Vs CAR	0-0	3/-1	17:28
Feb. 7	Vs CHI	0-0	2/1	14:49
Feb. 10	@ STL	0-1	0/1	13:15
Feb. 12	@ PHX	0-0	2/1	16:00
Feb. 13	@ DAL	1-0	2/1	12:40
Feb. 15	Vs MTL	0-0	2/-1	15:35
Feb. 17	@ CGY	0-0	0/0	12:18
Feb. 19	@ OTT	0-0	0/0	15:37
Feb. 21	@ TOR	0-0	0/0	12:19
Feb. 24	@ MTL	0-0	1/0	11:56
Feb. 27	Vs TB	0-0	3/-1	14:32
Mar. 1	Vs CBJ	0-0	2/0	13:48
Mar. 3	Vs MIN	0-0	3/0	15:13
Mar. 7	Vs SJ	0-0	1/0	15:07
Mar. 9	@ LA	1-0	2/1	12:52
Mar. 11	@ ANA	0-0	2/0	13:04
Mar. 13	Vs LA	0-1	1/1	11:15
Mar. 15	Vs COL	1-0 (W)	1/1	12:04
Mar. 17	Vs DAL	0-0	0/-1	13:12
Mar. 19	Vs STL	0-0	1/0	11:49
Mar. 21	@ PHX	0-0	1/0	11:11
Mar. 24	@ DAL	0-0	2/-1	11:31
Mar. 26	@ STL	1-0	2/0	14:58
Mar. 27	@ COL	0-0	1/0	12:27
Mar. 29	@ CHI	0-0	0/0	11:38
Mar. 31	@ MIN	0-0	1/0	16:03
Apr. 2	Vs ANA	0-1	1/0	16:17
Apr. 4	@ EDM	DND		
Apr. 5	Vs COL	DND		
Apr. 7	Vs CGY	DND		
Apr. 9	Vs LA	DND		
Apr. 11	@ COL	DND		





2008.09 HIGHLIGHTS	
MOST GOALS IN A GAME	2
OCT. 25/08 VS EDM	
MOST ASSISTS IN A GAME	1
12X LATEST - MAR. 17/09 VS DAL	
MOST POINTS IN A GAME	2
2X LATEST - DEC. 22/08 VS ANA: 1-1-2	
SEASON HAT TRICKS	0
GAME-WINNING GOALS	0
POWER PLAY GOALS	4
LATEST - DEC. 22/08 VS ANA	
SHORTHANDED GOALS	0
OVERTIME POINTS	0-0-0
SHOOTOUT RECORD	0/1
PENALTY SHOT RECORD	0/0


SEASON	CLUB	LEA	REGULAR SEASON					PLAYOFFS				
			GP	G	A	PTS	PIM	GP	G	A	PTS	PIM
2003-04	Camrose	AJHL	57	27	35	62	32	-	-	-	-	-
2004-05	Camrose	AJHL	55	41	41	82	80	-	-	-	-	-
2005-06	Minnesota	NCAA	40	11	17	28	30	-	-	-	-	-
2006-07	Minnesota	NCAA	39	14	32	46	45	-	-	-	-	-
	Manitoba	AHL	11	2	2	4	6	13	0	1	1	0
2007-08	Vancouver	NHL	49	9	12	21	2	-	-	-	-	-
	Manitoba	AHL	20	7	10	17	6	-	-	-	-	-
2008-09	Vancouver	NHL	72	11	12	23	24	-	-	-	-	-
VANCOUVER/NHL TOTALS			121	20	24	44	26	-	-	-	-	-

2008.09 SEASON IN REVIEW

Concluded the season with 23 points (11-12-23) in 72 games played...Set career highs for most games played (72), goals (11), points (23) and power play goals (4) in a season...Registered two points (1-1-2) in two consecutive games, Mar. 17-19/09...Appeared in his 100th career game, Feb. 19/09 at OTT...Recorded two points (1-1-2) in the YoungStars game, Jan. 24/09...Named to the sophomore YoungStars Team for the 2009 NHL All-Star Game, Jan. 10/09...Tallied two points (1-1-2) in two straight games, Nov. 24-27/08...Had a four-game scoring streak, recording four points (2-2-4), Oct. 30-Nov. 4/08...Recorded six points (3-3-6) in five consecutive games, Oct. 16-25/08.

CAREER HIGHLIGHTS

Will make his NHL playoff debut with the Canucks this postseason...Joined the Manitoba Moose (AHL) following the NCAA season for the 2006-07 playoffs...Skated in 13 playoff games with Manitoba, recording one assist.




2008.09 GAME BY GAME

DATE	OPP		RAYMOND #21	
Oct. 9	Vs CGY	0-0	1/0	15:34
Oct. 11	@ CGY	0-0	2/-1	15:29
Oct. 13	@ WSH	0-0	1/-2	15:14
Oct. 16	@ DET	1-0	2/0	16:59
Oct. 17	@ BUF	0-1	6/1	18:49
Oct. 19	@ CHI	0-1	3/1	17:20
Oct. 21	@ CBJ	0-1	2/0	15:08
Oct. 25	Vs EDM	2-0	4/1	15:35
Oct. 28	Vs BOS	0-0	5/0	16:19
Oct. 30	@ LA	1-0	2/1	11:55
Oct. 31	@ ANA	0-1	5/0	18:17
Nov. 2	Vs DET	0-1	0/2	18:17
Nov. 4	Vs NSH	1-0	3/0	16:41
Nov. 6	Vs PHX	0-0	4/0	12:29
Nov. 8	Vs MIN	0-0	2/1	17:51
Nov. 12	Vs COL	0-0	4/0	17:58
Nov. 15	Vs TOR	0-0	0/0	9:47
Nov. 17	@ NYI	0-0	4/0	10:18
Nov. 19	@ NYR	0-0	3/1	9:12
Nov. 20	@ MIN	0-0	2/1	13:01
Nov. 22	@ PIT	0-0	2/0	16:28
Nov. 24	Vs DET	0-1	1/2	14:31
Nov. 27	Vs CGY	1-0	4/0	18:15
Nov. 29	@ CGY	0-0	2/-1	12:04
Dec. 1	@ CBJ	0-0	2/0	9:44
Dec. 4	@ DET	1-0	3/0	13:06
Dec. 5	@ MIN	0-0	3/0	16:34
Dec. 7	@ COL	0-1	2/0	16:07
Dec. 9	@ NSH	0-0	4/1	16:27
Dec. 13	@ EDM	0-0	2/0	15:15
Dec. 14	Vs FLA	0-1	3/0	15:29
Dec. 17	Vs EDM	0-0	0/0	16:48
Dec. 20	Vs CHI	0-0	5/0	15:40
Dec. 22	Vs ANA	1-1	2/-1	16:32
Dec. 23	@ SJ	0-0	3/0	16:37
Dec. 26	Vs EDM	1-0	3/1	15:15
Dec. 28	Vs OTT	0-0	2/0	16:02
Dec. 30	Vs PHI	0-1	3/-1	13:35
Jan. 1	@ NSH	0-0	2/0	16:29
Jan. 2	@ ATL	0-0	2/0	16:12
Jan. 4	Vs DAL	0-0	2/1	16:23

DATE	OPP		RAYMOND #21	
Jan. 7	@ EDM	0-0	2/0	18:29
Jan. 9	Vs STL	0-0	4/-3	18:01
Jan. 10	Vs SJ	0-0	0/-1	15:05
Jan. 13	Vs NJ	0-0	2/0	14:14
Jan. 15	Vs PHX	0-0	2/0	12:17
Jan. 18	Vs CBJ	DND		
Jan. 20	@ SJ	0-0	1/0	11:21
Jan. 28	Vs NSH	0-0	0/-1	6:51
Jan. 31	Vs MIN	DND		
Feb. 3	Vs CAR	DND		
Feb. 7	Vs CHI	0-1	1/0	9:50
Feb. 10	@ STL	0-0	0/-1	9:11
Feb. 12	@ PHX	DND		
Feb. 13	@ DAL	DND		
Feb. 15	Vs MTL	DND		
Feb. 17	@ CGY	DND		
Feb. 19	@ OTT	0-0	2/0	5:47
Feb. 21	@ TOR	0-0	2/0	7:24
Feb. 24	@ MTL	0-0	3/0	9:02
Feb. 27	Vs TB	0-0	0/0	8:28
Mar. 1	Vs CBJ	0-0	1/0	5:45
Mar. 3	Vs MIN	0-0	2/0	7:39
Mar. 7	Vs SJ	0-0	1/0	6:08
Mar. 9	@ LA	0-0	0/0	9:22
Mar. 11	@ ANA	0-0	0/0	8:46
Mar. 13	Vs LA	0-0	1/1	13:04
Mar. 15	Vs COL	0-0	0/0	8:47
Mar. 17	Vs DAL	0-1	2/0	14:02
Mar. 19	Vs STL	1-0	3/1	15:19
Mar. 21	@ PHX	0-0	1/-1	14:48
Mar. 24	@ DAL	0-0	0/0	10:55
Mar. 26	@ STL	DND		
Mar. 27	@ COL	0-0	1/0	12:19
Mar. 29	@ CHI	0-0	1/0	12:26
Mar. 31	@ MIN	DND		
Apr. 2	Vs ANA	DND		
Apr. 4	@ EDM	1-0	3/1	16:53
Apr. 5	Vs COL	0-0	0/-2	15:52
Apr. 7	Vs CGY	0-0	0/0	13:47
Apr. 9	Vs LA	0-0	3/0	13:46
Apr. 11	@ COL	0-0	0/0	15:51





2008.09 HIGHLIGHTS	
MOST GOALS IN A GAME	1
3X LATEST - APR. 7/09 VS CGY	
MOST ASSISTS IN A GAME	0
MOST POINTS IN A GAME	1
3X LATEST - APR. 7/09 VS CGY: 1-0-1	
SEASON HAT TRICKS	0
GAME-WINNING GOALS	0
POWER PLAY GOALS	0
SHORTHANDED GOALS	1
OCT. 9/08 VS CGY	
OVERTIME POINTS	0-0-0
SHOOTOUT RECORD	0/0
PENALTY SHOT RECORD	0/0


SEASON	CLUB	LEA	REGULAR SEASON					PLAYOFFS				
			GP	G	A	PTS	PIM	GP	G	A	PTS	PIM
2001-02	Regina	WHL	1	0	0	0	0	-	-	-	-	-
2002-03	Regina	WHL	50	6	12	18	159	5	1	1	2	21
2003-04	Regina	WHL	65	19	26	45	186	4	0	1	1	18
2004-05	Regina	WHL	63	22	29	51	148	-	-	-	-	-
	Manitoba	AHL	8	1	1	2	5	14	0	0	0	35
2005-06	Vancouver	NHL	5	1	0	1	4	-	-	-	-	-
	Manitoba	AHL	49	9	6	15	122	13	1	1	2	22
2006-07	Vancouver	NHL	2	0	0	0	5	-	-	-	-	-
	Manitoba	AHL	14	3	3	6	35	-	-	-	-	-
2007-08	Vancouver	NHL	22	1	2	3	41	-	-	-	-	-
	Manitoba	AHL	34	3	11	14	81	6	0	0	0	10
2008-09	Vancouver	NHL	12	3	0	3	19	-	-	-	-	-
VANCOUVER/NHL TOTALS			41	5	2	7	69	-	-	-	-	-

2008.09 SEASON IN REVIEW

Collected three points (3-0-3) in 12 games played, logging an average of 9:19 TOI/G...Recorded 19 penalty minutes this season...Set a career high for most goals in a season (3)... Returned to game action, playing 10:18...Was on the injured reserve list for 65 games...Recorded goals in consecutive games, Oct. 9-11/09...Notched his first point of the season, Oct. 9/08 vs CGY.

CAREER HIGHLIGHTS

Making his NHL playoff debut with the Vancouver Canucks this season...Recorded 10 penalty minutes in six AHL playoff games played with the Manitoba Moose in 2007-08... Recorded two points (1-1-2) and 22 penalty minutes in 13 AHL playoff games played during the 2005-06 season... Collected 35 penalty minutes in 14 AHL playoff games played during his first pro-season in 2004-05.



2008.09 GAME BY GAME

DATE	OPP			RYPIEN #37
Oct. 9	Vs CGY	1-0	1/1	11:33
Oct. 11	@ CGY	1-0	1/-1	8:53
Oct. 13	@ WSH	0-0	0/-1	9:13
Oct. 16	@ DET	0-0	0/0	7:51
Oct. 17	@ BUF	0-0	1/0	8:42
Oct. 19	@ CHI	INJ		
Oct. 21	@ CBJ	INJ		
Oct. 25	Vs EDM	INJ		
Oct. 28	Vs BOS	INJ		
Oct. 30	@ LA	INJ		
Oct. 31	@ ANA	INJ		
Nov. 2	Vs DET	INJ		
Nov. 4	Vs NSH	INJ		
Nov. 6	Vs PHX	INJ		
Nov. 8	Vs MIN	INJ		
Nov. 12	Vs COL	INJ		
Nov. 15	Vs TOR	INJ		
Nov. 17	@ NYI	INJ		
Nov. 19	@ NYR	INJ		
Nov. 20	@ MIN	INJ		
Nov. 22	@ PIT	INJ		
Nov. 24	Vs DET	INJ		
Nov. 27	Vs CGY	INJ		
Nov. 29	@ CGY	INJ		
Dec. 1	@ CBJ	INJ		
Dec. 4	@ DET	INJ		
Dec. 5	@ MIN	INJ		
Dec. 7	@ COL	INJ		
Dec. 9	@ NSH	INJ		
Dec. 13	@ EDM	INJ		
Dec. 14	Vs FLA	INJ		
Dec. 17	Vs EDM	INJ		
Dec. 20	Vs CHI	INJ		
Dec. 22	Vs ANA	INJ		
Dec. 23	@ SJ	INJ		
Dec. 26	Vs EDM	INJ		
Dec. 28	Vs OTT	INJ		
Dec. 30	Vs PHI	INJ		
Jan. 1	@ NSH	INJ		
Jan. 2	@ ATL	INJ		
Jan. 4	Vs DAL	INJ		

DATE	OPP			RYPIEN #37
Jan. 7	@ EDM	INJ		
Jan. 9	Vs STL	INJ		
Jan. 10	Vs SJ	INJ		
Jan. 13	Vs NJ	INJ		
Jan. 15	Vs PHX	INJ		
Jan. 18	Vs CBJ	INJ		
Jan. 20	@ SJ	INJ		
Jan. 28	Vs NSH	INJ		
Jan. 31	Vs MIN	INJ		
Feb. 3	Vs CAR	INJ		
Feb. 7	Vs CHI	INJ		
Feb. 10	@ STL	INJ		
Feb. 12	@ PHX	INJ		
Feb. 13	@ DAL	INJ		
Feb. 15	Vs MTL	INJ		
Feb. 17	@ CGY	INJ		
Feb. 19	@ OTT	INJ		
Feb. 21	@ TOR	INJ		
Feb. 24	@ MTL	INJ		
Feb. 27	Vs TB	INJ		
Mar. 1	Vs CBJ	INJ		
Mar. 3	Vs MIN	INJ		
Mar. 7	Vs SJ	INJ		
Mar. 9	@ LA	INJ		
Mar. 11	@ ANA	INJ		
Mar. 13	Vs LA	INJ		
Mar. 15	Vs COL	INJ		
Mar. 17	Vs DAL	INJ		
Mar. 19	Vs STL	INJ		
Mar. 21	@ PHX	INJ		
Mar. 24	@ DAL	INJ		
Mar. 26	@ STL	INJ		
Mar. 27	@ COL	INJ		
Mar. 29	@ CHI	INJ		
Mar. 31	@ MIN	0-0	1/0	10:18
Apr. 2	Vs ANA	0-0	2/-1	9:06
Apr. 4	@ EDM	0-0	2/-1	7:17
Apr. 5	Vs COL	0-0	0/-1	10:44
Apr. 7	Vs CGY	1-0	3/1	7:55
Apr. 9	Vs LA	0-0	2/0	10:31
Apr. 11	@ COL	0-0	3/0	9:51



2008.09 HIGHLIGHTS

MOST GOALS IN A GAME	1
5X LATEST - MAR. 1/09 VS CBJ	
MOST ASSISTS IN A GAME	2
2X LATEST - MAR. 24/09 AT DAL	
MOST POINTS IN A GAME	2
3X LATEST - MAR. 24/09 AT DAL: 0-2-2	
SEASON HAT TRICKS	0
GAME-WINNING GOALS	2
LATEST - NOV. 24/08 VS DET	
POWER PLAY GOALS	5
LATEST - MAR. 1/09 VS CBJ	
SHORTHANDED GOALS	0
OVERTIME POINTS	1-0-1
SHOOTOUT RECORD	0/1
PENALTY SHOT RECORD	0/0



REGULAR SEASON

PLAYOFFS

SEASON	CLUB	LEA	GP	G	A	PTS	PIM	GP	G	A	PTS	PIM
1994-95	TPS Turku	Finland	7	1	2	3	6	1	0	0	0	0
1995-96	TPS Turku	Finland	47	7	14	21	32	11	1	3	4	8
1996-97	TPS Turku	Finland	48	9	6	15	10	10	2	3	5	4
	TPS Turku	EuroHL	6	0	2	2	6	2	0	0	0	2
1997-98	Jokerit Helsinki	Finland	35	3	5	8	24	8	0	1	1	2
	Jokerit Helsinki	EuroHL	6	1	1	2	2	-	-	-	-	-
1998-99	Ottawa	NHL	61	7	12	19	24	4	0	0	0	0
	Detroit	IHL	5	0	2	2	0	-	-	-	-	-
1999-00	Ottawa	NHL	37	6	8	14	2	6	1	1	2	0
2000-01	Ottawa	NHL	31	2	16	18	10	4	0	0	0	0
2001-02	Ottawa	NHL	66	4	14	18	14	12	2	1	3	4
2002-03	Vancouver	NHL	79	9	21	30	10	12	1	3	4	0
2003-04	Vancouver	NHL	74	7	19	26	22	7	1	2	3	2
2004-05	Finland	W-Cup	6	0	1	1	2	-	-	-	-	-
	Frolunda	Sweden	41	6	8	14	18	14	1	6	7	2
2005-06	Vancouver	NHL	59	10	23	33	38	-	-	-	-	-
2006-07	Vancouver	NHL	67	14	23	37	26	10	0	1	1	4
2007-08	Vancouver	NHL	63	8	17	25	38	-	-	-	-	-
2008-09	Vancouver	NHL	60	5	20	25	26	-	-	-	-	-

VANCOUVER TOTALS

NHL TOTALS


402	53	123	176	160	29	2	6	8	6
597	72	173	245	210	55	5	8	13	10

2008.09 SEASON IN REVIEW

Concluded his sixth NHL season as a Canuck with 25 (5-20-25) points and 26 penalty minutes in 60 games played... Ranks ninth in points scored (176) and 11th in games played (402) among Canucks defencemen all-time... Played in his 400th career game, Apr. 7/09 vs CGY... Registered two assists in consecutive games, Mar. 7-9/09... Recorded two points (1-1-2) in two games, Jan. 28-31/09... Registered three points (1-2-3), including one game-winning goal in consecutive games, Nov. 19-24/08... Went on a three-game scoring streak, tallying three assist in three games, Oct. 30-Nov. 2/08... Recorded a total of three assists in three consecutive games, Oct. 11-16/08.

CAREER HIGHLIGHTS

Has played in 55 NHL playoff games, recording 13 points (5-8-13) and 10 penalty minutes... Played six games for the silver medal-winning Team Finland at the 2006 Winter Olympic Games in Torino before he sustained a sesason-ending shoulder injury... Appeared in 14 playoff gamse with Frolunda (Finland) in 2004-05, recording seven points (1-6-7) and two penalty minutes... Suited up for all six games for Team Finland at the 2004 World Cup of Hockey, recording one assist and two penalty minutes helping Finland advance to the finals against Team Canada... Played for Team Finland at the 2002 Winter Olympic Games in Salt Lake City... Played for Finland at the World Championships in Germany in 2001, winning the silver medal.



2008.09 GAME BY GAME

DATE	OPP		SALD #G	
Oct. 9	Vs CGY	0-0	1/0	20:33
Oct. 11	@ CGY	0-1	5/0	27:31
Oct. 13	@ WSH	0-1	0/-1	21:30
Oct. 16	@ DET	0-1	2/1	27:45
Oct. 17	@ BUF	0-0	2/-1	22:37
Oct. 19	@ CHI	0-0	0/0	00:40
Oct. 21	@ CBJ	INJ		
Oct. 25	Vs EDM	INJ		
Oct. 28	Vs BOS	0-0	2/-1	19:19
Oct. 30	@ LA	0-1	1/1	20:59
Oct. 31	@ ANA	0-1	2/0	18:06
Nov. 2	Vs DET	0-1	2/2	18:17
Nov. 4	Vs NSH	0-0	5/1	18:15
Nov. 6	Vs PHX	0-0	3/0	21:17
Nov. 8	Vs MIN	1-0 (W)	4/0	19:48
Nov. 12	Vs COL	0-0	0/0	16:46
Nov. 15	Vs TOR	0-0	0/-1	20:36
Nov. 17	@ NYI	0-0	1/0	26:24
Nov. 19	@ NYR	0-1	1/1	17:45
Nov. 20	@ MIN	INJ		
Nov. 22	@ PIT	INJ		
Nov. 24	Vs DET	1-1 (W)	3/1	22:12
Nov. 27	Vs CGY	0-0	3/1	19:49
Nov. 29	@ CGY	0-0	0/-1	19:32
Dec. 1	@ CBJ	0-0	0/-1	19:17
Dec. 4	@ DET	0-0	2/0	20:24
Dec. 5	@ MIN	0-0	0/0	18:19
Dec. 7	@ COL	0-0	1/0	5:38
Dec. 9	@ NSH	INJ		
Dec. 13	@ EDM	INJ		
Dec. 14	Vs FLA	INJ		
Dec. 17	Vs EDM	0-0	1/0	14:01
Dec. 20	Vs CHI	INJ		
Dec. 22	Vs ANA	INJ		
Dec. 23	@ SJ	INJ		
Dec. 26	Vs EDM	INJ		
Dec. 28	Vs OTT	INJ		
Dec. 30	Vs PHI	INJ		
Jan. 1	@ NSH	INJ		
Jan. 2	@ ATL	INJ		
Jan. 4	Vs DAL	INJ		

DATE	OPP		SALD #G	
Jan. 7	@ EDM	INJ		
Jan. 9	Vs STL	INJ		
Jan. 10	Vs SJ	INJ		
Jan. 13	Vs NJ	INJ		
Jan. 15	Vs PHX	INJ		
Jan. 18	Vs CBJ	INJ		
Jan. 20	@ SJ	0-0	1/-1	20:07
Jan. 28	Vs NSH	1-0	2/1	22:42
Jan. 31	Vs MIN	0-1	5/0	24:37
Feb. 3	Vs CAR	0-0	2/0	22:39
Feb. 7	Vs CHI	0-0	2/0	24:25
Feb. 10	@ STL	0-0	1/-1	21:28
Feb. 12	@ PHX	0-2	5/1	21:24
Feb. 13	@ DAL	0-0	2/0	22:44
Feb. 15	Vs MTL	0-0	0/0	21:20
Feb. 17	@ CGY	0-0	2/-2	20:16
Feb. 19	@ OTT	0-0	2/2	19:31
Feb. 21	@ TOR	1-0	5/0	18:51
Feb. 24	@ MTL	0-0	0/-1	21:15
Feb. 27	Vs TB	0-0	0/0	17:55
Mar. 1	Vs CBJ	1-0	1/0	18:37
Mar. 3	Vs MIN	0-0	2/2	19:44
Mar. 7	Vs SJ	0-1	3/1	20:18
Mar. 9	@ LA	0-1	2/0	20:47
Mar. 11	@ ANA	0-0	4/1	21:19
Mar. 13	Vs LA	0-1	2/0	20:58
Mar. 15	Vs COL	0-0	1/1	19:41
Mar. 17	Vs DAL	0-0	1/0	20:27
Mar. 19	Vs STL	0-1	1/2	19:42
Mar. 21	@ PHX	0-0	6/0	21:19
Mar. 24	@ DAL	0-2	0/-1	20:48
Mar. 26	@ STL	0-0	0/1	19:30
Mar. 27	@ COL	0-0	2/0	21:33
Mar. 29	@ CHI	0-1	1/0	21:33
Mar. 31	@ MIN	0-0	1/-1	21:08
Apr. 2	Vs ANA	0-1	1/-1	22:49
Apr. 4	@ EDM	0-1	4/-1	20:54
Apr. 5	Vs COL	0-0	1/-1	20:18
Apr. 7	Vs CGY	0-0	1/0	19:58
Apr. 9	Vs LA	0-0	3/0	21:15
Apr. 11	@ COL	0-0	3/1	21:25



2008.09 HIGHLIGHTS

MOST GOALS IN A GAME 2

4X LATEST – MAR. 29/09 AT CHI

MOST ASSISTS IN A GAME 3

OCT. 9/08 VS CGY

MOST POINTS IN A GAME 3

6X LATEST – APR. 2/09 VS ANA: 1-2-3

SEASON HAT TRICKS 0

GAME-WINNING GOALS 7

LATEST – MAR. 29/09 AT CHI

POWER PLAY GOALS 9

LATEST – APR. 2/09 VS ANA

SHORTHANDED GOALS 0

OVERTIME POINTS 0-3-3

SHOOTOUT RECORD 0/2

PENALTY SHOT RECORD 0/0



REGULAR SEASON

PLAYOFFS

SEASON	CLUB	LEA	GP	G	A	PTS	PIM	GP	G	A	PTS	PIM
1997-98	MoDo Jr.	Swe-Jr.	26	26	14	40	-	-	-	-	-	-
	MoDo	Sweden	45	4	8	12	26	9	0	0	0	2
1998-99	MoDo	Sweden	50	21	21	42	20	13	4	8	12	14
1999-00	MoDo	Sweden	50	19	26	45	28	13	8	6	14	18
	MoDo	EuroHL	4	3	3	6	0	2	0	0	0	0
2000-01	Vancouver	NHL	75	20	14	34	24	4	1	2	3	0
2001-02	Vancouver	NHL	79	9	23	32	32	6	0	1	1	0
2002-03	Vancouver	NHL	79	14	17	31	34	14	1	5	6	8
2003-04	Vancouver	NHL	82	18	36	54	18	7	1	2	3	0
2004-05	MoDo	Sweden	49	13	20	33	40	6	0	3	3	6
2005-06	Vancouver	NHL	82	22	49	71	34	-	-	-	-	-
2006-07	Vancouver	NHL	81	36	48	84	36	12	2	3	5	4
2007-08	Vancouver	NHL	82	29	45	74	50	-	-	-	-	-
2008-09	Vancouver	NHL	82	31	51	82	36	-	-	-	-	-
VANCOUVER/NHL TOTALS			642	179	283	462	264	43	5	13	18	12


2008.09 SEASON IN REVIEW

Finished 2008-09 with 82 points (31-51-82)...Ranked tied for 13th in League scoring with 82 points and tied for 14th in the League for most game-winning goals (7) this season... Shared the scoring lead on the Canucks this season with 82 points (31-51-82)...Was the co-winner of the Cyrus McLean Award for the Canucks "leading scorer"...Finished the season with 36 career game-winning goals, ranking second highest all-time in franchise history...Named the NHL's second star of the week (ending on Mar. 29/09) after recording eight points (4-4-8) and two game-winners in four games played...Recorded two game-winning goals and nine points (4-5-9) in five consecutive games, Mar. 24-31/09...Tallied six assists in six consecutive games, Mar. 1-13/09...In four straight games, registered six points (2-4-6), Feb. 15-21/09... Moved into 10th place in franchise history for most goals scored (172), Feb. 15/09...Set a League record with brother Henrik for being the highest scoring twins all-time with a combined 851 points, Jan. 28/09...Scored his 20th goal of the season, recording 20+ goals for the fourth consecutive season, Jan. 9/09 vs STL...Notched three points (1-2-3) in three consecutive games, Jan. 15-20/09...Recorded four points (2-2-4) in three straight games, Jan. 7-10/09...Registered seven points (5-2-7) in four games, Dec. 14-22/08... Went on a five-game scoring streak, tallying six points (1-5-6), Dec. 1-9/08...Recorded his 400th career point, Nov. 24/08 vs DET...Recorded ten points (6-4-0), including two game-winning goals, in seven consecutive games, Nov. 15-27/08...Named the NHL's first star of the week (ending on Oct. 12/08) after recording five points (2-3-5) in two games played...Notched his 150th career goal, Oct. 11/08 at CGY.

CAREER HIGHLIGHTS

Played 12 playoff games in 2006-07, recording five points (2-3-5) and four penalty minutes...Assisted on the OT game-winner in game one of the Stanley Cup playoffs, ending the longest overtime game in Canucks history...Has played 43 NHL playoff games with Vancouver, recording 18 points (5-13-18) and 12 penalty minutes...Won the gold medal with Team Sweden at the 2006 Winter Olympic Games...Helped lead the Canucks to the Western Conference Semi-Finals in 2002-03 recording six points (1-5-6) and eight penalty minutes in 14 games...Helped the Canucks advance to the playoffs for the first time in five years during his first season with Vancouver in 2000-01 where he played in all four games and recorded three points (1-2-3)...Has played in a combined 35 playoff games for MoDo of the Swedish

Elite League...Recorded 12 goals and 14 assists (12-14-26) in 35 playoff games with MoDo of the SEL...Played for Team Sweden at the 2000 and 2001 World Hockey Championships...Was named Co-MVP of the SEL in 1998-99, sharing the award with his brother, Henrik...Represented Sweden at the World Junior Hockey Championships in 1997-98, 1998-99, and 1999-00.



2008.09 GAME BY GAME

DATE	OPP		D. SEDIN #22	
Oct. 9	Vs CGY	0-3	0/2	17:00
Oct. 11	@ CGY	2-0	7/2	19:05
Oct. 13	@ WSH	0-0	0/0	18:58
Oct. 16	@ DET	0-0	2/0	17:48
Oct. 17	@ BUF	0-0	2/0	17:12
Oct. 19	@ CHI	0-0	3/0	20:41
Oct. 21	@ CBJ	0-0	5/-2	20:17
Oct. 25	Vs EDM	0-1	2/-1	19:05
Oct. 28	Vs BOS	0-0	2/-1	20:07
Oct. 30	@ LA	1-1 (W)	5/0	18:27
Oct. 31	@ ANA	0-0	3/0	21:04
Nov. 2	Vs DET	0-1	4/1	21:06
Nov. 4	Vs NSH	1-1	2/1	17:25
Nov. 6	Vs PHX	0-0	3/0	19:56
Nov. 8	Vs MIN	1-0	8/1	21:27
Nov. 12	Vs COL	0-0	2/0	22:17
Nov. 15	Vs TOR	1-0	2/1	18:11
Nov. 17	@ NYI	0-1	3/1	22:16
Nov. 19	@ NYR	1-0	4/1	21:08
Nov. 20	@ MIN	1-0 (W)	5/-1	19:49
Nov. 22	@ PIT	1-2 (W)	2/3	20:05
Nov. 24	Vs DET	1-1	5/1	21:36
Nov. 27	Vs CGY	1-0	1/0	20:34
Nov. 29	@ CGY	0-0	3/-1	19:13
Dec. 1	@ CBJ	0-1	6/-1	18:02
Dec. 4	@ DET	0-2	4/2	17:41
Dec. 5	@ MIN	0-1	3/-1	17:25
Dec. 7	@ COL	1-0	5/-1	20:50
Dec. 9	@ NSH	0-1	1/0	20:17
Dec. 13	@ EDM	0-0	3/0	15:21
Dec. 14	Vs FLA	0-1	1/-1	18:32
Dec. 17	Vs EDM	2-1 (W)	4/1	17:52
Dec. 20	Vs CHI	1-0	3/-1	17:38
Dec. 22	Vs ANA	2-0 (W)	6/2	17:21
Dec. 23	@ SJ	0-0	4/-1	17:32
Dec. 26	Vs EDM	0-0	4/0	21:20
Dec. 28	Vs OTT	0-2	5/2	17:41
Dec. 30	Vs PHI	1-0	7/0	19:00
Jan. 1	@ NSH	0-0	2/1	20:27
Jan. 2	@ ATL	1-2	6/0	19:36
Jan. 4	Vs DAL	0-0	2/-1	23:03

DATE	OPP		D. SEDIN #22	
Jan. 7	@ EDM	0-1	3/1	17:57
Jan. 9	Vs STL	1-1	4/0	15:55
Jan. 10	Vs SJ	1-0	7/1	20:12
Jan. 13	Vs NJ	0-0	2/-1	19:40
Jan. 15	Vs PHX	1-0	5/0	17:11
Jan. 18	Vs CBJ	0-1	2/0	21:32
Jan. 20	@ SJ	0-1	4/1	18:41
Jan. 28	Vs NSH	0-0	4/-1	19:55
Jan. 31	Vs MIN	0-0	9/1	21:51
Feb. 3	Vs CAR	0-1	0/-1	17:27
Feb. 7	Vs CHI	1-1	2/1	17:23
Feb. 10	@ STL	0-0	2/1	19:45
Feb. 12	@ PHX	0-2	1/1	17:37
Feb. 13	@ DAL	0-0	7/-1	21:18
Feb. 15	Vs MTL	1-1	4/2	17:49
Feb. 17	@ CGY	0-1	6/-1	18:21
Feb. 19	@ OTT	1-1	4/2	15:16
Feb. 21	@ TOR	0-1	1/1	18:33
Feb. 24	@ MTL	0-0	3/0	20:24
Feb. 27	Vs TB	0-0	3/0	18:47
Mar. 1	Vs CBJ	0-1	2/0	17:13
Mar. 3	Vs MIN	0-1	3/2	17:43
Mar. 7	Vs SJ	0-1	7/0	18:13
Mar. 9	@ LA	0-1	2/2	19:28
Mar. 11	@ ANA	0-1	5/-3	18:29
Mar. 13	Vs LA	0-1	2/0	17:31
Mar. 15	Vs COL	0-0	2/0	18:45
Mar. 17	Vs DAL	1-0	3/0	15:29
Mar. 19	Vs STL	0-2	2/2	15:59
Mar. 21	@ PHX	0-0	0/-2	16:55
Mar. 24	@ DAL	1-1	2/0	16:39
Mar. 26	@ STL	0-1	0/1	18:56
Mar. 27	@ COL	1-1 (W)	5/1	16:48
Mar. 29	@ CHI	2-1 (W)	5/3	13:49
Mar. 31	@ MIN	0-1	4/1	18:12
Apr. 2	Vs ANA	1-2	7/2	21:48
Apr. 4	@ EDM	0-0	4/-1	17:02
Apr. 5	Vs COL	0-0	6/-1	20:05
Apr. 7	Vs CGY	0-1	5/0	16:44
Apr. 9	Vs LA	0-0	1/0	17:47
Apr. 11	@ COL	0-1	4/1	17:29



2008.09 HIGHLIGHTS

MOST GOALS IN A GAME 2

3X LATEST – MAR. 24/09 AT DAL

MOST ASSISTS IN A GAME 3

3X LATEST – MAR. 29/09 AT CHI

MOST POINTS IN A GAME 4

FEB. 19/09 AT OTT: 1-3-4

SEASON HAT TRICKS 0

GAME-WINNING GOALS 8

LATEST – APR. 11/09 AT COL

POWER PLAY GOALS 4

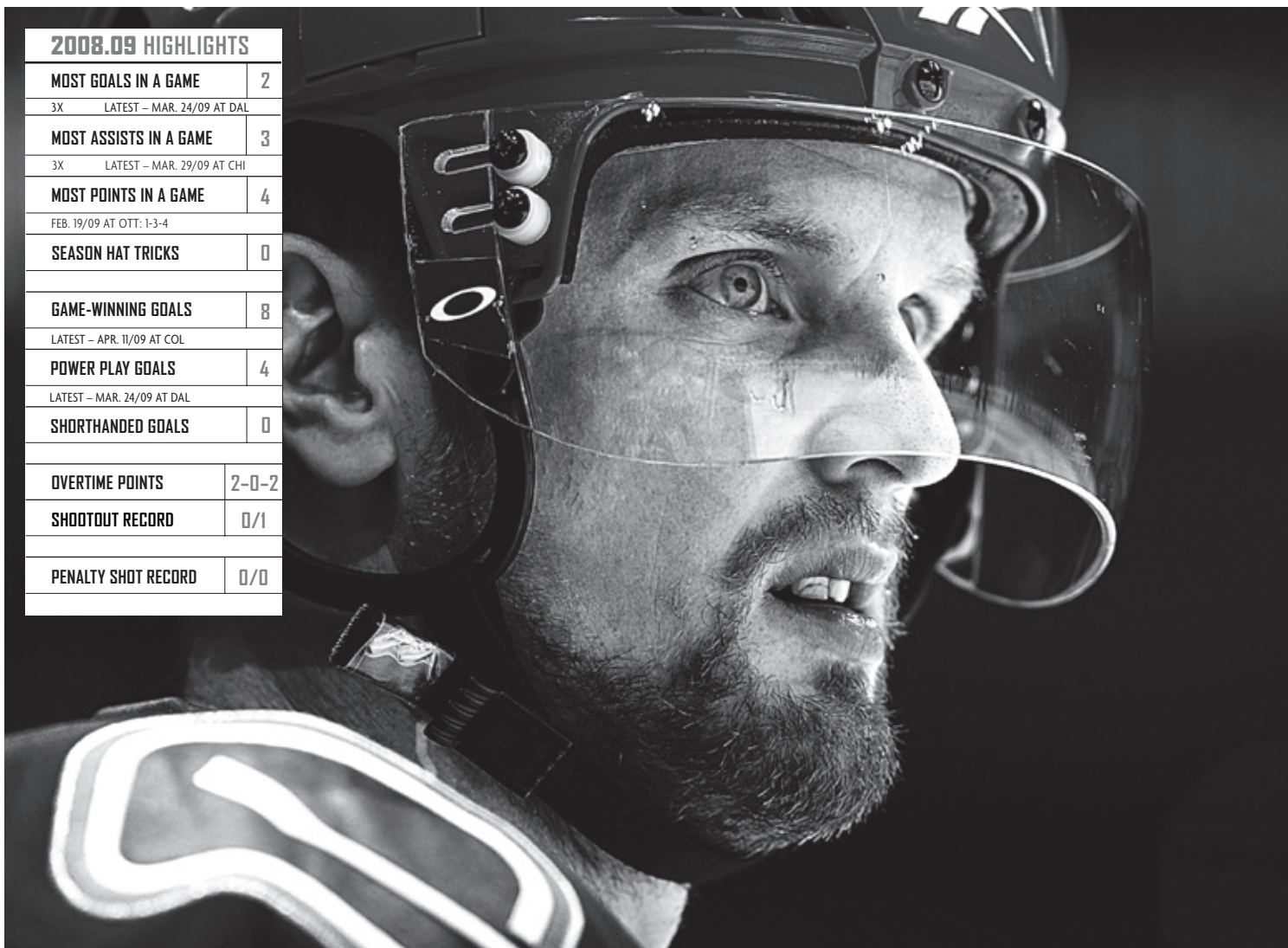
LATEST – MAR. 24/09 AT DAL

SHORTHANDED GOALS 0

OVERTIME POINTS 2-0-2

SHOOTOUT RECORD 0/1

PENALTY SHOT RECORD 0/0



REGULAR SEASON

PLAYOFFS


SEASON	CLUB	LEA	GP	G	A	PTS	PIM	GP	G	A	PTS	PIM
1997-98	MoDo Jr.	Swe-Jr.	26	14	22	36	-	-	-	-	-	-
	MoDo	Sweden	39	1	4	5	8	7	0	0	0	0
1998-99	MoDo	Sweden	49	12	22	34	32	13	2	8	10	6
1999-00	MoDo	Sweden	50	9	38	47	22	13	5	9	14	2
2000-01	Vancouver	NHL	82	9	20	29	38	4	0	4	4	0
2001-02	Vancouver	NHL	82	16	20	36	36	6	3	0	3	0
2002-03	Vancouver	NHL	78	8	31	39	38	14	3	2	5	8
2003-04	Vancouver	NHL	76	11	31	42	32	7	2	2	4	2
2004-05	MoDo	Sweden	44	14	22	36	50	6	1	3	4	6
2005-06	Vancouver	NHL	82	18	57	75	56	-	-	-	-	-
2006-07	Vancouver	NHL	82	10	71	81	66	12	2	2	4	14
2007-08	Vancouver	NHL	82	15	61	76	56	-	-	-	-	-
2008-09	Vancouver	NHL	82	22	60	82	48					
VANCOUVER/NHL TOTALS			646	109	351	460	370	43	10	10	20	24

2008.09 SEASON IN REVIEW

Notched 22 goals and 60 assists for a total of 82 points this season...Recorded 60 assists, placing eighth in the League in this category...Shared the scoring lead on the Canucks with 82 points (22-60-82) and ranked tied for 14th in the League for most points...Co-won the Cyrus McLean award as the Canucks leading scorer...Is the third longest active ironman, having played in 335 consecutive games...Set the franchise record for most points in a single season with 19 (7-12-19) in March, surpassing the record of 16 held by four players...Recorded five points (2-3-5) in three consecutive games, Mar. 31-Apr. 4/09...Notched nine points (3-6-9) in four consecutive games, Mar. 24-29/09...Recorded his 100th career goal, Mar. 13/09 vs LA...Set a League record with brother Daniel for being the highest scoring twins all-time with a combined 851 points, Jan. 28/09...Registered seven points (1-6-7) in six consecutive games played, Jan. 18-Feb. 7/09...Played in his 300th consecutive game and moved into ninth place in franchise history for games played (611), Jan. 18/09 vs CBJ...Recorded seven points (3-4-7) in four straight games, Dec. 28/08-Jan. 2/09...Notched four assists in four consecutive games, Dec. 14-22/08...In three straight games, tallied four points (1-3-4), Dec. 1-5/08...Recorded his 400th career point, Nov. 27/08 vs CGY...Registered seven assists in four straight games, Nov. 17-22/08...Tallied his 300th career assist, Nov. 4/08 vs NSH...Recorded five points (1-4-5) in three consecutive games, Oct. 9-13/08.

CAREER HIGHLIGHTS

Has played 43 career NHL playoff games (all with Vancouver), recording 20 points (10-10-20) and 24 penalty minutes...Ended the franchise's longest ever playoff game with a quadruple overtime goal in game one of the first round in 2006-07...Won the gold medal with Team Sweden at the 2006 Winter Olympic Games...Led the Canucks to a playoff series victory over the St. Louis Blues in 2002-03 and appeared in all 14 playoff games that year, recording five points (3-2-5) and eight penalty minutes...Helped the Canucks advance to the post-season for the first time in five years during his first season as a Canuck in 2000-01 and suited up for all four playoff games, recording four assists...Recorded seven goals and 17 assists (7-17-24) in 33 career playoff games in the Swedish Elite League...Played for Team Sweden at the 2000 and 2001 World Hockey Championships...Was named Co-MVP of the SEL in 1998-99, sharing the award with his brother, Daniel...Represented Sweden at the World Junior Hockey Championships in 1997-98, 1998-99 and 1999-00.



2008.09 GAME BY GAME

DATE	OPP		H. SEDIN #33	
Oct. 9	Vs CGY	1-1 (W)	5/2	17:04
Oct. 11	@ CGY	0-2	0/2	19:16
Oct. 13	@ WSH	0-1	0/0	19:02
Oct. 16	@ DET	0-0	1/0	19:00
Oct. 17	@ BUF	0-1	0/1	16:40
Oct. 19	@ CHI	1-0	4/0	20:46
Oct. 21	@ CBJ	0-0	2/-3	20:17
Oct. 25	Vs EDM	0-0	1/-2	20:38
Oct. 28	Vs BOS	0-0	2/-1	20:46
Oct. 30	@ LA	0-2	0/0	19:01
Oct. 31	@ ANA	0-0	5/0	21:32
Nov. 2	Vs DET	1-0	2/1	21:05
Nov. 4	Vs NSH	0-2	3/1	17:40
Nov. 6	Vs PHX	0-0	3/0	20:34
Nov. 8	Vs MIN	0-2	0/1	21:30
Nov. 12	Vs COL	0-0	2/0	22:56
Nov. 15	Vs TOR	0-0	0/1	18:02
Nov. 17	@ NYI	0-1	3/1	23:08
Nov. 19	@ NYR	0-1	2/0	22:00
Nov. 20	@ MIN	0-2	0/-1	18:22
Nov. 22	@ PIT	0-3	0/3	20:48
Nov. 24	Vs DET	0-0	2/0	21:21
Nov. 27	Vs CGY	0-1	1/0	21:41
Nov. 29	@ CGY	0-0	0/-1	20:04
Dec. 1	@ CBJ	0-1	3/-1	17:35
Dec. 4	@ DET	1-1	1/1	16:56
Dec. 5	@ MIN	0-1	2/-1	18:29
Dec. 7	@ COL	0-0	1/-2	19:36
Dec. 9	@ NSH	0-0	1/1	21:35
Dec. 13	@ EDM	0-0	0/-1	17:03
Dec. 14	Vs FLA	0-1	0/-1	18:12
Dec. 17	Vs EDM	0-1	2/1	19:52
Dec. 20	Vs CHI	0-1	2/-1	20:47
Dec. 22	Vs ANA	0-1	1/2	21:36
Dec. 23	@ SJ	0-0	1/-1	17:34
Dec. 26	Vs EDM	0-0	2/0	23:21
Dec. 28	Vs OTT	1-1 (W)	4/3	19:01
Dec. 30	Vs PHI	0-1	0/0	20:00
Jan. 1	@ NSH	0-1	3/1	19:31
Jan. 2	@ ATL	2-1	8/1	22:44
Jan. 4	Vs DAL	0-0	2/-1	22:05

DATE	OPP		H. SEDIN #33	
Jan. 7	@ EDM	0-0	1/1	19:20
Jan. 9	Vs STL	0-2	0/0	17:48
Jan. 10	Vs SJ	0-2	2/1	21:05
Jan. 13	Vs NJ	0-0	1/-2	20:39
Jan. 15	Vs PHX	0-0	4/0	17:59
Jan. 18	Vs CBJ	1-1	1/-1	22:33
Jan. 20	@ SJ	0-1	0/1	17:52
Jan. 28	Vs NSH	0-1	0/-1	20:46
Jan. 31	Vs MIN	0-1	2/1	23:07
Feb. 3	Vs CAR	0-1	1/-1	18:10
Feb. 7	Vs CHI	1-0	2/1	19:21
Feb. 10	@ STL	0-0	5/1	20:12
Feb. 12	@ PHX	1-0 (W)	2/0	18:35
Feb. 13	@ DAL	0-0	0/0	22:17
Feb. 15	Vs MTL	1-1 (W)	4/2	18:50
Feb. 17	@ CGY	0-0	2/-1	19:20
Feb. 19	@ OTT	1-3	2/2	16:25
Feb. 21	@ TOR	0-2	3/1	20:16
Feb. 24	@ MTL	0-0	2/0	20:03
Feb. 27	Vs TB	0-0	4/0	19:52
Mar. 1	Vs CBJ	0-1	0/0	20:40
Mar. 3	Vs MIN	0-2	2/2	19:11
Mar. 7	Vs SJ	0-0	0/1	18:14
Mar. 9	@ LA	0-0	0/0	19:49
Mar. 11	@ ANA	0-0	3/-3	20:13
Mar. 13	Vs LA	2-1 (W)	2/1	18:14
Mar. 15	Vs COL	0-0	2/0	18:17
Mar. 17	Vs DAL	0-1	0/0	16:16
Mar. 19	Vs STL	1-1	1/2	16:50
Mar. 21	@ PHX	0-0	2/-2	17:27
Mar. 24	@ DAL	2-1 (W)	5/1	18:35
Mar. 26	@ STL	0-1	1/1	18:47
Mar. 27	@ COL	1-1	2/2	17:40
Mar. 29	@ CHI	0-3	1/3	14:22
Mar. 31	@ MIN	1-0 (W)	1/1	18:49
Apr. 2	Vs ANA	1-2	5/3	22:18
Apr. 4	@ EDM	0-1	0/-1	17:44
Apr. 5	Vs COL	0-0	0/-1	18:34
Apr. 7	Vs CGY	1-0	3/0	17:49
Apr. 9	Vs LA	0-0	2/0	18:41
Apr. 11	@ COL	1-0 (W)	2/1	18:52

2008.09 HIGHLIGHTS

MOST GOALS IN A GAME	2
FEB. 10/09 AT STL	
MOST ASSISTS IN A GAME	2
3X LATEST - MAR. 27/09 AT COL	
MOST POINTS IN A GAME	3
FEB. 7/09 VS CHI: 1-2-3	
SEASON HAT TRICKS	0
GAME-WINNING GOALS	2
LATEST - MAR. 17/09 VS DAL	
POWER PLAY GOALS	5
LATEST - MAR. 17/09 VS DAL	
SHORTHANDED GOALS	0
OVERTIME POINTS	0-0-0
SHOOTOUT RECORD	1/2
1 GDG	
PENALTY SHOT RECORD	0/0



REGULAR SEASON

PLAYOFFS


SEASON	CLUB	LEA	GP	G	A	PTS	PIM	GP	G	A	PTS	PIM
1990-91	Quebec	NHL	80	23	36	59	58	-	-	-	-	-
1991-92	Quebec	NHL	80	33	43	76	103	-	-	-	-	-
1992-93	Quebec	NHL	80	47	67	114	96	6	3	1	4	6
1993-94	Quebec	NHL	84	32	53	85	60	-	-	-	-	-
1994-95	Toronto	NHL	47	23	24	47	14	7	5	4	9	4
	Djurgardens	SEL	12	7	2	9	14	-	-	-	-	-
1995-96	Toronto	NHL	76	33	50	83	46	6	3	1	4	4
1996-97	Toronto	NHL	82	41	53	94	59	-	-	-	-	-
1997-98	Toronto	NHL	82	33	41	74	49	-	-	-	-	-
	Sweden	Olympics	4	3	0	3	4	-	-	-	-	-
1998-99	Toronto	NHL	82	31	52	83	58	17	8	8	16	16
1999-00	Toronto	NHL	73	32	41	73	46	12	3	5	8	10
2000-01	Toronto	NHL	82	28	46	74	76	11	6	7	13	14
2001-02	Toronto	NHL	82	41	39	80	94	8	2	5	7	4
	Sweden	Olympics	4	5	4	9	10	-	-	-	-	-
2002-03	Toronto	NHL	75	37	35	72	58	7	1	3	4	6
2003-04	Toronto	NHL	81	31	44	75	52	9	4	5	9	8
2005-06	Toronto	NHL	70	31	47	78	58	-	-	-	-	-
	Sweden	Olympics	8	3	5	8	4	-	-	-	-	-
2006-07	Toronto	NHL	75	27	49	76	62	-	-	-	-	-
2007-08	Toronto	NHL	74	32	46	78	76	-	-	-	-	-
2008-09	Vancouver	NHL	41	9	19	28	28	-	-	-	-	-
VANCOUVER TOTALS			41	9	19	28	28	-	-	-	-	-
NHL TOTALS			1346	564	785	1349	1093	83	35	39	74	72

2008.09 SEASON IN REVIEW

Finished the season with 28 points (9-19-28) in 41 games played...Notched one GDG in the shootout, co-leading the Canucks in this category...Ranks 20th all-time for goals (564) and 25th all-time for points (1349)...Recorded two points (0-2-2) in two straight games, Apr. 7-9/09...Was awarded the Molson Cup for the month of February with 20 points (4 stars)...Went on a three-game scoring streak, registering four points (1-3-4), Mar. 1-7/09...Notched seven points (4-3-7) in three consecutive games, Feb. 3-10/09...Recorded his first point (goal) as a Canuck, Jan. 10/09 vs SJ...Signed with Vancouver, Dec. 18/08.

CAREER HIGHLIGHTS

Has played in 83 NHL playoff games, recording 74 points (35-39-74) and 72 penalty minutes...Will make his first playoff appearance since 2003-04 when he collected nine points (4-5-9) in nine playoff games with the Toronto Maple Leafs...Sits second all-time among Maple Leafs scorers in postseason play with 70 points (32-38-70)...Captained Team Sweden to a gold medal at the 2006 Winter Olympic Games, leading the Olympics in faceoff percentage (66.67%) and collecting eight points (3-5-8) in eight games...Also played for Sweden in the World Cup and World Championships multiple times, collecting 77 points (31-46-77) in 65 international contests...Was named the 1992 World Cup's Most Valuable Player and Top Forward as well as making the tournament's All-Star team...Has been named to the NHL All-Star game nine times, captaining the World All-Star team in 1996...Shares a League record with Alexander Ovechkin for fastest OT goal at six seconds.




2008.09 GAME BY GAME

DATE	OPP	SUNDIN #13
Oct. 9	Vs CGY	-
Oct. 11	@ CGY	-
Oct. 13	@ WSH	-
Oct. 16	@ DET	-
Oct. 17	@ BUF	-
Oct. 19	@ CHI	-
Oct. 21	@ CBJ	-
Oct. 25	Vs EDM	-
Oct. 28	Vs BOS	-
Oct. 30	@ LA	-
Oct. 31	@ ANA	-
Nov. 2	Vs DET	-
Nov. 4	Vs NSH	-
Nov. 6	Vs PHX	-
Nov. 8	Vs MIN	-
Nov. 12	Vs COL	-
Nov. 15	Vs TOR	-
Nov. 17	@ NYI	-
Nov. 19	@ NYR	-
Nov. 20	@ MIN	-
Nov. 22	@ PIT	-
Nov. 24	Vs DET	-
Nov. 27	Vs CGY	-
Nov. 29	@ CGY	-
Dec. 1	@ CBJ	-
Dec. 4	@ DET	-
Dec. 5	@ MIN	-
Dec. 7	@ COL	-
Dec. 9	@ NSH	-
Dec. 13	@ EDM	-
Dec. 14	Vs FLA	-
Dec. 17	Vs EDM	-
Dec. 20	Vs CHI	DND
Dec. 22	Vs ANA	DND
Dec. 23	@ SJ	DND
Dec. 26	Vs EDM	DND
Dec. 28	Vs OTT	DND
Dec. 30	Vs PHI	DND
Jan. 1	@ NSH	DND
Jan. 2	@ ATL	DND
Jan. 4	Vs DAL	DND

DATE	OPP	SUNDIN #13
Jan. 7	@ EDM	0-0 0/0 15:02
Jan. 9	Vs STL	0-0 0/-1 13:51
Jan. 10	Vs SJ	1-0 4/-1 14:57
Jan. 13	Vs NJ	0-1 1/-1 15:57
Jan. 15	Vs PHX	0-0 4/-1 17:11
Jan. 18	Vs CBJ	1-0 2/1 19:22
Jan. 20	@ SJ	0-0 3/0 17:22
Jan. 28	Vs NSH	0-0 2/-2 19:20
Jan. 31	Vs MIN	0-0 3/-1 17:17
Feb. 3	Vs CAR	1-1 2/2 16:39
Feb. 7	Vs CHI	1-2 1/-1 17:47
Feb. 10	@ STL	2-0 3/1 19:55
Feb. 12	@ PHX	0-0 1/1 17:34
Feb. 13	@ DAL	0-0 0/-1 15:09
Feb. 15	Vs MTL	0-1 2/1 15:37
Feb. 17	@ CGY	0-0 1/0 19:10
Feb. 19	@ OTT	0-1 1/1 15:19
Feb. 21	@ TOR	0-0 3/-1 20:34
Feb. 24	@ MTL	0-0 3/-1 17:34
Feb. 27	Vs TB	0-0 2/0 18:10
Mar. 1	Vs CBJ	0-2 1/1 16:28
Mar. 3	Vs MIN	0-1 1/1 18:51
Mar. 7	Vs SJ	1-0 (W) 1/1 17:39
Mar. 9	@ LA	0-0 1/-1 19:44
Mar. 11	@ ANA	0-1 4/1 17:51
Mar. 13	Vs LA	1-0 6/-1 17:23
Mar. 15	Vs COL	0-0 2/-1 16:33
Mar. 17	Vs DAL	1-1 (W) 1/1 13:09
Mar. 19	Vs STL	0-0 2/0 14:40
Mar. 21	@ PHX	0-0 2/-1 14:27
Mar. 24	@ DAL	0-1 1/0 16:55
Mar. 26	@ STL	0-0 0/-1 16:17
Mar. 27	@ COL	0-2 3/0 15:41
Mar. 29	@ CHI	0-1 2/0 17:48
Mar. 31	@ MIN	0-1 1/-1 16:01
Apr. 2	Vs ANA	0-0 1/-2 15:43
Apr. 4	@ EDM	0-1 4/1 18:06
Apr. 5	Vs COL	0-0 0/0 13:14
Apr. 7	Vs CGY	0-1 4/1 17:22
Apr. 9	Vs LA	0-1 7/0 17:04
Apr. 11	@ COL	0-0 2/0 15:56

2008.09 HIGHLIGHTS

MOST GOALS IN A GAME	1
JAN. 2/09 AT ANA	
MOST ASSISTS IN A GAME	2
OCT. 25/08 VS NJ	
MOST POINTS IN A GAME	2
OCT. 25/08 VS NJ	
SEASON HAT TRICKS	0
GAME-WINNING GOALS	0
POWER PLAY GOALS	0
SHORTHANDED GOALS	0
OVERTIME POINTS	0-1-1
SHOOTOUT RECORD	0/1
PENALTY SHOT RECORD	0/0




SEASON	CLUB	LEA	REGULAR SEASON					PLAYOFFS				
			GP	G	A	PTS	PIM	GP	G	A	PTS	PIM
1998-99	Jokerit	FNL	48	0	1	1	42	3	0	1	1	0
1999-00	Jokerit	FNL	49	1	6	7	46	11	1	1	2	2
2000-01	Phoenix	NHL	81	4	12	16	90	-	-	-	-	-
2001-02	Phoenix	NHL	76	2	12	14	74	5	0	0	0	6
	Finland	Olympics	2	0	1	1	0	-	-	-	-	-
2002-03	Phoenix	NHL	67	2	7	9	82	-	-	-	-	-
2003-04	Phoenix	NHL	67	2	4	6	87	-	-	-	-	-
	Colorado	NHL	12	0	0	0	2	11	0	1	1	18
2004-05	Jokerit	FNL	28	2	2	4	30	12	0	0	0	26
2005-06	Colorado	NHL	53	0	4	4	56	1	0	0	0	0
	Finland	Olympics	-	-	-	-	-	-	-	-	-	-
2006-07	Colorado	NHL	74	2	6	8	69	-	-	-	-	-
2007-08	Djurgardens	SEL	45	7	8	15	102	5	0	0	0	2
2008-09	Philadelphia	NHL	46	1	9	10	22	-	-	-	-	-
	Vancouver	NHL	3	0	1	1	0	-	-	-	-	-
VANCOUVER TOTALS			3	0	1	1	0	-	-	-	-	-
NHL TOTALS			479	13	55	68	482	17	0	1	1	24

2008.09 SEASON IN REVIEW

Collected one point (0-1-1) in three games with Vancouver and ten points (1-9-10) in 46 games played with Philadelphia in 2008-09...Registered his first point in his first game as a Canuck (assist), Mar. 24/09 at DAL...Notched his first goal of the season, Jan. 2/09 at ANA...Claimed off waivers from Philadelphia, Feb. 27/09...Set a season high for most minutes played in a game (25:48), Dec. 6/08 at CAR...Tallied three assists in two games, Oct. 24-25/08...Recorded his first point of the season (assist), Oct. 14/08.

CAREER HIGHLIGHTS

Has played in 17 NHL playoff games with Phoenix and Colorado recording one assist and 24 penalty minutes...Played in one playoff game with the Colorado Avalanche in 2005-06, recording one shot...Finished third in time on ice per game with Colorado in 2003-04 with 22:06 per game collecting an assist, 18 penalty minutes and a plus-3 rating...Recorded six penalty minutes and four shots with Phoenix in the 2001-02 playoffs...Has represented Finland multiple times winning bronze at the 2008 World Championships and silver at the 2001 World Championships...Was a member of the silver-winning Finnish national team at the 2006 Winter Olympics.




2008.09 GAME BY GAME

DATE	OPP		VAANANEN #5	
Oct. 11	Vs NYR	0-0	0/1	20:28
Oct. 13	Vs MTL	0-0	0/-1	16:29
Oct. 14	@ PIT	0-1	2/0	21:55
Oct. 16	@ COL	0-0	0/-1	18:54
Oct. 18	@ SJ	0-0	0/0	24:51
Oct. 22	Vs SJ	0-0	0/-2	21:33
Oct. 24	@ NJ	0-1	0/0	20:13
Oct. 25	Vs NJ	0-2	2/2	20:49
Oct. 28	@ ATL	0-0	0/2	22:46
Oct. 30	Vs NYI	0-1	2/0	21:34
Nov. 2	Vs EDM	0-0	1/1	18:44
Nov. 6	@ OTT	INJ		
Nov. 8	Vs TB	INJ		
Nov. 11	@ NYI	INJ		
Nov. 13	@ PIT	0-0	0/-1	5:38
Nov. 15	@ MTL	INJ		
Nov. 16	Vs ATL	INJ		
Nov. 21	@ BUF	INJ		
Nov. 22	Vs PHX	INJ		
Nov. 24	Vs DAL	0-0	0/-1	20:47
Nov. 26	@ CAR	0-0	0/1	21:15
Nov. 28	Vs CAR	0-0	1/-1	23:51
Nov. 29	@ TOR	0-1	1/2	17:48
Dec. 2	Vs TB	0-0	0/1	19:37
Dec. 4	Vs NJ	0-0	0/-2	20:08
Dec. 6	@ CAR	0-0	1/2	25:48
Dec. 9	Vs NYI	0-1	0/2	22:55
Dec. 11	Vs CAR	0-0	0/-2	22:27
Dec. 13	Vs PIT	0-0	0/0	17:45
Dec. 16	Vs COL	0-1	0/2	21:01
Dec. 18	@ MTL	0-0	0/0	19:23
Dec. 20	Vs WSH	0-0	0/1	17:51
Dec. 21	@ NJ	0-0	0/0	19:00
Dec. 23	Vs OTT	0-0	0/0	18:47
Dec. 26	@ CHI	0-0	1/-1	21:09
Dec. 27	@ CBJ	0-0	0/-1	20:47
Dec. 30	@ VAN	0-0	1/1	21:16
Jan. 2	@ ANA	1-0	1/0	15:02
Jan. 3	@ LA	0-0	1/0	21:56
Jan. 6	@ WSH	0-0	0/0	19:42
Jan. 8	Vs MIN	0-0	0/-1	20:07

DATE	OPP		VAANANEN #5	
Jan. 10	Vs TOR	INJ		
Jan. 13	Vs PIT	0-0	1/0	16:53
Jan. 15	@ TB	0-0	2/-1	20:36
Jan. 16	@ FLA	0-0	0/0	17:25
Jan. 21	Vs ATL	0-0	0/2	18:03
Jan. 27	@ FLA	0-0	0/0	16:21
Jan. 30	@ TB	0-1	0/3	15:05
Jan. 31	@ STL	0-0	0/0	21:26
Feb. 4	Vs BOS	0-0	0/-3	12:14
Feb. 7	@ BOS	0-0	1/0	5:38
Feb. 8	@ ATL	0-0	0/0	3:22
Feb. 12	Vs OTT	DND		
Feb. 14	Vs NYI	DND		
Feb. 15	@ NYR	DND		
Feb. 19	Vs BUF	DND		
Feb. 21	Vs PIT	DND		
Feb. 24	@ WSH	0-0	0/2	9:20
Feb. 25	Vs LA	0-0	0/0	10:47
CLAIMED OFF WAIVERS				
Feb. 27	Vs TB	DND		
Mar. 1	Vs CBJ	DND		
Mar. 3	Vs MIN	DND		
Mar. 7	Vs SJ	DND		
Mar. 9	@ LA	DND		
Mar. 11	@ ANA	DND		
Mar. 13	Vs LA	DND		
Mar. 15	Vs COL	DND		
Mar. 17	Vs DAL	DND		
Mar. 19	Vs STL	DND		
Mar. 21	@ PHX	DND		
Mar. 24	@ DAL	0-1	0/-1	8:26
Mar. 26	@ STL	0-0	1/2	11:42
Mar. 27	@ COL	DND		
Mar. 29	@ CHI	DND		
Mar. 31	@ MIN	DND		
Apr. 2	Vs ANA	DND		
Apr. 4	@ EDM	DND		
Apr. 5	Vs COL	DND		
Apr. 7	Vs CGY	DND		
Apr. 9	Vs LA	DND		
Apr. 11	@ COL	0-0	1/0	8:16





2008.09 HIGHLIGHTS	
MOST GOALS IN A GAME	2
NOV. 4/08 VS NSH	
MOST ASSISTS IN A GAME	1
9X LATEST - MAR. 26/09 AT STL	
MOST POINTS IN A GAME	2
2X LATEST - NOV. 4/08 VS NSH	
SEASON HAT TRICKS	0
GAME-WINNING GOALS	3
LATEST - DEC. 14/08 VS FLA	
POWER PLAY GOALS	10
LATEST - APR. 4/09 AT EDM	
SHORTHANDED GOALS	0
OVERTIME POINTS	0-0-0
SHOOTOUT RECORD	3/9
0 GDG	
PENALTY SHOT RECORD	0/0

REGULAR SEASON

PLAYOFFS

SEASON	CLUB	LEA	GP	G	A	PTS	PIM	GP	G	A	PTS	PIM
1999-00	Belleville	OHL	65	14	37	51	14	16	3	7	10	6
2000-01	Belleville	OHL	68	35	83	118	24	10	3	16	19	4
2001-02	Belleville	OHL	28	16	24	40	4	-	-	-	-	-
	Windsor	OHL	26	14	21	35	0	16	12	12	24	0
2002-03	Windsor	OHL	57	41	59	100	0	7	5	9	14	0
2003-04	Toronto	NHL	1	0	0	0	0	-	-	-	-	-
	St. John's	AHL	76	20	35	55	6	-	-	-	-	-
2004-05	St. John's	AHL	80	11	34	45	14	-	-	-	-	-
2005-06	Toronto	NHL	81	11	34	45	14	-	-	-	-	-
2006-07	Toronto	NHL	48	12	30	42	0	-	-	-	-	-
2007-08	Toronto	NHL	59	8	13	21	0	-	-	-	-	-
2008-09	Vancouver	NHL	74	18	9	27	4	-	-	-	-	-
VANCOUVER TOTALS			74	18	9	27	4	-	-	-	-	-
NHL TOTALS			263	49	86	135	18	-	-	-	-	-

2008.09 SEASON IN REVIEW

Scored 18 goals and nine assists, for a total of 27 points during the 2008-09 season...Set career highs for goals (18), power play goals (10) and game-winning goals (3) in a single season...Ranked third in the League for best shooting percentage (19.1%)...In two games, notched two points (1-1-2), Mar. 15-17/09...Recorded two points, including a game-winner, in two games, Dec. 14-17/08...Tallied four points (3-1-4) in four consecutive games, Nov. 27-Dec. 4/08...Registered two points (1-1-2) in two games, Nov. 19-20/08...Notched three goals in consecutive games, Nov. 2-4/08...Scored three points in two games, Oct. 21-25/08...Recorded two points (1-1-2) in his second game as a Canuck, Oct. 21/08 at CBJ.

CAREER HIGHLIGHTS

Will be making his playoff debut this season with the Vancouver Canucks...Collected four points (2-2-4) in five playoff games in 2004-05 with St. John's of the AHL...Recorded 24 points (12-12-24) in 16 games with the Windsor Spitfires during the 2002 OHL playoffs, fifth in the league...Collected 14 points (5-9-14) in seven playoff games with Windsor in 2003...Led the Spitfires in playoff points for two consecutive seasons with 24 points and 14 points in 2002 and 2003... Member of Canada's entry in the 2003 World Junior Championship team that went on to win Silver, recording five points (1-4-5) in six games.




2008.09 GAME BY GAME

DATE	OPP		WELLWOOD #42	
Oct. 9	Vs CGY	DND		
Oct. 11	@ CGY	DND		
Oct. 13	@ WSH	0-0	1/-1	10:54
Oct. 16	@ DET	DND		
Oct. 17	@ BUF	DND		
Oct. 19	@ CHI	MIN		
Oct. 21	@ CBJ	1-1	1/1	12:09
Oct. 25	Vs EDM	1-0 (W)	3/0	14:58
Oct. 28	Vs BOS	0-0	1/0	14:40
Oct. 30	@ LA	1-0	1/1	15:34
Oct. 31	@ ANA	0-0	0/0	15:58
Nov. 2	Vs DET	1-0	2/1	17:34
Nov. 4	Vs NSH	2-0 (W)	4/1	12:28
Nov. 6	Vs PHX	0-0	2/0	16:47
Nov. 8	Vs MIN	0-0	0/0	14:08
Nov. 12	Vs COL	0-0	4/0	12:14
Nov. 15	Vs TOR	1-0	1/0	12:20
Nov. 17	@ NYI	0-0	0/0	13:25
Nov. 19	@ NYR	1-0	5/1	12:52
Nov. 20	@ MIN	0-1	0/0	13:14
Nov. 22	@ PIT	0-0	0/0	11:13
Nov. 24	Vs DET	0-0	0/1	14:14
Nov. 27	Vs CGY	0-1	0/0	14:02
Nov. 29	@ CGY	1-0	1/0	14:09
Dec. 1	@ CBJ	1-0	2/0	14:13
Dec. 4	@ DET	1-0	2/0	10:37
Dec. 5	@ MIN	0-0	0/0	14:27
Dec. 7	@ COL	0-0	0/0	13:53
Dec. 9	@ NSH	0-1	0/1	15:01
Dec. 13	@ EDM	0-0	2/0	15:07
Dec. 14	Vs FLA	1-0 (W)	2/0	11:31
Dec. 17	Vs EDM	0-1	1/0	11:16
Dec. 20	Vs CHI	0-0	2/0	14:03
Dec. 22	Vs ANA	0-0	0/0	17:22
Dec. 23	@ SJ	0-0	1/0	14:43
Dec. 26	Vs EDM	1-0	3/0	13:49
Dec. 28	Vs OTT	0-0	1/0	12:01
Dec. 30	Vs PHI	0-0	0/-1	12:59
Jan. 1	@ NSH	0-0	0/1	13:07
Jan. 2	@ ATL	0-0	1/0	13:36
Jan. 4	Vs DAL	1-0	4/1	15:26

DATE	OPP		WELLWOOD #42	
Jan. 7	@ EDM	0-0	0/0	15:43
Jan. 9	Vs STL	0-0	1/-1	11:24
Jan. 10	Vs SJ	0-0	2/0	14:36
Jan. 13	Vs NJ	0-0	1/-2	14:57
Jan. 15	Vs PHX	DND		
Jan. 18	Vs CBJ	0-0	0/0	13:19
Jan. 20	@ SJ	0-0	0/0	8:50
Jan. 28	Vs NSH	0-0	0/-1	9:57
Jan. 31	Vs MIN	0-0	1/0	14:00
Feb. 3	Vs CAR	0-0	1/0	16:04
Feb. 7	Vs CHI	DND		
Feb. 10	@ STL	DND		
Feb. 12	@ PHX	0-1	1/1	15:45
Feb. 13	@ DAL	0-0	6/1	17:13
Feb. 15	Vs MTL	0-0	2/0	16:56
Feb. 17	@ CGY	0-0	1/0	14:17
Feb. 19	@ OTT	0-1	1/0	14:03
Feb. 21	@ TOR	0-0	1/0	11:26
Feb. 24	@ MTL	0-0	2/-1	14:11
Feb. 27	Vs TB	0-0	0/0	12:36
Mar. 1	Vs CBJ	0-0	0/0	10:39
Mar. 3	Vs MIN	0-0	0/0	12:58
Mar. 7	Vs SJ	0-0	1/0	12:49
Mar. 9	@ LA	0-0	3/1	12:03
Mar. 11	@ ANA	1-0	1/1	12:24
Mar. 13	Vs LA	0-0	1/0	14:35
Mar. 15	Vs COL	1-0	1/0	11:45
Mar. 17	Vs DAL	0-1	0/0	13:03
Mar. 19	Vs STL	0-0	2/0	14:10
Mar. 21	@ PHX	0-0	1/-1	15:51
Mar. 24	@ DAL	0-0	1/0	14:50
Mar. 26	@ STL	0-1	3/-1	13:20
Mar. 27	@ COL	0-0	1/0	12:12
Mar. 29	@ CHI	0-0	2/0	15:30
Mar. 31	@ MIN	0-0	0/0	12:40
Apr. 2	Vs ANA	1-0	1/0	17:53
Apr. 4	@ EDM	1-0	4/-1	15:25
Apr. 5	Vs COL	0-0	1/-1	16:19
Apr. 7	Vs CGY	0-0	1/0	12:58
Apr. 9	Vs LA	0-0	3/0	14:22
Apr. 11	@ COL	0-0	0/0	14:00



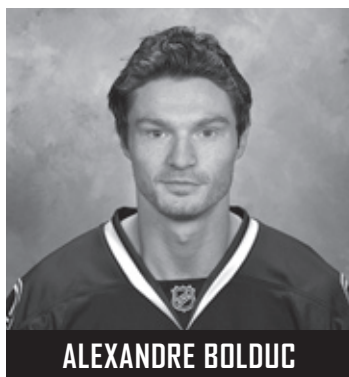


NOLAN BAUMGARTNER

DEFENCE
SHOOTS RIGHT
6'2" 205 LBS
CALGARY, AB MAR. 23, 1976

SEASON	CLUB	LEA	REGULAR SEASON					PLAYOFFS				
			GP	G	A	PTS	PIM	GP	G	A	PTS	PIM
1992-93	Kamloops	WHL	43	0	5	5	30	11	1	1	2	0
1993-94	Kamloops	WHL	69	13	42	55	109	19	3	14	17	33
1994-95	Kamloops	WHL	62	8	36	44	71	21	4	13	17	16
1995-96	Kamloops	WHL	28	13	15	28	45	16	1	9	10	26
	Washington	NHL	1	0	0	0	0	1	0	0	0	10
1996-97	Portland	AHL	8	2	2	4	4	-	-	-	-	-
1997-98	Washington	NHL	4	0	1	1	0	-	-	-	-	-
	Portland	AHL	70	2	24	26	70	10	1	4	5	10
1998-99	Washington	NHL	5	0	0	0	0	-	-	-	-	-
	Portland	AHL	38	5	14	19	62	-	-	-	-	-
1999-00	Washington	NHL	8	0	1	1	2	-	-	-	-	-
	Portland	AHL	71	5	18	23	56	4	1	2	3	10
2000-01	Chicago	NHL	8	0	0	0	6	-	-	-	-	-
	Norfolk	AHL	63	5	28	33	75	9	2	3	5	11
2001-02	Norfolk	AHL	76	10	24	34	72	4	0	1	1	2
2002-03	Vancouver	NHL	8	1	2	3	4	2	0	0	0	0
	Manitoba	AHL	59	8	31	39	82	1	0	0	0	4
2003-04	Pittsburgh	NHL	5	0	0	0	2	-	-	-	-	-
	Vancouver	NHL	9	0	3	3	2	-	-	-	-	-
	Manitoba	AHL	55	6	21	27	101	-	-	-	-	-
2004-05	Manitoba	AHL	78	9	30	39	51	14	0	4	4	10
2005-06	Vancouver	NHL	70	5	29	34	30	-	-	-	-	-
2006-07	Philadelphia	NHL	6	0	1	1	21	-	-	-	-	-
	Philadelphia	AHL	51	6	20	26	46	-	-	-	-	-
	Dallas	NHL	7	0	2	2	0	-	-	-	-	-
2007-08	Iowa	AHL	56	5	13	18	47	-	-	-	-	-
	Manitoba	AHL	18	0	6	6	10	3	0	1	1	4
2008-09	Manitoba	AHL	72	11	22	33	50	-	-	-	-	-
VANCOUVER TOTALS			87	6	34	40	36	2	0	0	0	0
NHL TOTALS			131	6	39	45	67	3	0	0	0	10

Acquired: Signed as a free agent, July 2, 2008.



ALEXANDRE BOLDOC

CENTRE
SHOOTS LEFT
6'2" 200 LBS
MONTREAL, QC JUNE 26, 1985

SEASON	CLUB	LEA	REGULAR SEASON					PLAYOFFS				
			GP	G	A	PTS	PIM	GP	G	A	PTS	PIM
2001-02	Rouyn-Noranda	QMJHL	64	6	14	20	69	4	1	1	2	4
2002-03	Rouyn-Noranda	QMJHL	66	14	29	43	131	4	0	2	2	2
2003-04	Rouyn-Noranda	QMJHL	65	23	35	58	115	11	3	4	7	18
2004-05	Rouyn-Noranda	QMJHL	33	7	10	17	46	-	-	-	-	-
	Shawinigan	QMJHL	29	7	11	18	14	3	0	0	0	0
2005-06	Manitoba	AHL	29	3	7	10	35	-	-	-	-	-
	Bakersfield	ECHL	24	10	6	16	56	11	4	4	8	28
2006-07	Manitoba	AHL	32	4	5	9	35	5	0	0	0	8
	Bakersfield	ECHL	16	7	17	24	42	6	2	4	6	9
2007-08	Manitoba	AHL	70	18	19	37	93	6	1	0	1	6
2008-09	Vancouver	NHL	7	0	1	1	4	-	-	-	-	-
	Manitoba	AHL	63	12	21	33	116	-	-	-	-	-
VANCOUVER/NHL TOTALS			7	0	1	1	4	-	-	-	-	-


Acquired: Signed as a free agent, July 2, 2008.

REGULAR SEASON

PLAYOFFS

SEASON	CLUB	LEA	GP	G	A	PTS	PIM	GP	G	A	PTS	PIM
1997-98	Fargo-Moorhead	USHL	30	17	37	54	16	4	3	0	3	25
1998-99	Colorado College	NCAA	42	8	25	33	22	-	-	-	-	-
1999-00	Colorado College	NCAA	37	11	20	31	22	-	-	-	-	-
2000-01	Colorado College	NCAA	31	20	33	53	26	-	-	-	-	-
2001-02	Colorado College	NCAA	43	14	36	50	14	-	-	-	-	-
2002-03	Houston	AHL	72	22	25	47	20	15	3	7	10	4
2003-04	Houston	AHL	53	10	28	38	28	2	0	0	0	0
2004-05	Houston	AHL	64	10	24	34	26	5	1	1	2	0
2005-06	Chicago	NHL	29	7	9	16	2	-	-	-	-	-
	Norfolk	AHL	54	29	39	68	48	4	2	2	4	0
2006-07	Philadelphia	NHL	3	0	0	0	0	-	-	-	-	-
	Philadelphia	AHL	56	16	36	52	34	-	-	-	-	-
2007-08	Grand Rapids	AHL	59	16	31	47	61	-	-	-	-	-
2008-09	Grand Rapids	AHL	56	14	25	39	22	-	-	-	-	-
NHL TOTALS			32	7	9	16	2	-	-	-	-	-

Acquired: Signed as an unrestricted free agent July 4, 2008.




MARK CULLEN
CENTRE
SHOOTS LEFT
5'11" 190 LBS
VIRGINIA, MIN OCT. 28, 1978

REGULAR SEASON

PLAYOFFS

SEASON	CLUB	LEA	GP	G	A	PTS	PIM	GP	G	A	PTS	PIM
2003-04	VSV EC	AUS	18	2	1	3	0	-	-	-	-	-
2004-05	Spokane	WHL	58	13	11	24	18	-	-	-	-	-
2005-06	Spokane	WHL	67	36	14	50	28	-	-	-	-	-
2006-07	Spokane	WHL	55	39	16	55	34	6	0	1	1	2
	Manitoba	AHL	2	1	1	2	0	6	0	0	0	0
2007-08	Manitoba	AHL	74	22	22	44	8	6	3	0	3	2
2008-09	Manitoba	AHL	66	30	18	48	20	-	-	-	-	-

Acquired: Vancouver's 1st choice, 14th overall in 2006 Entry Draft.




MICHAEL GRABNER
RIGHT WING
SHOOTS LEFT
6'1" 185 LBS
VILLACH, AUSTRIA OCT. 5, 1987

REGULAR SEASON

PLAYOFFS


SEASON	CLUB	LEA	GP	G	A	PTS	PIM	GP	G	A	PTS	PIM
1997-98	Edmonton	WHL	6	0	1	1	0	-	-	-	-	-
1998-99	Kootenay	WHL	57	14	12	26	50	7	1	2	3	6
1999-00	Kootenay	WHL	71	24	28	52	104	21	10	9	19	17
2000-01	Kootenay	WHL	70	31	42	73	108	11	5	7	12	10
2001-02	Kootenay	WHL	32	15	19	34	38	-	-	-	-	-
	Swift Current	WHL	41	23	26	49	44	12	4	5	9	25
2002-03	Roanoke	ECHL	64	34	51	85	89	4	0	3	3	4
	Norfolk	AHL	2	0	0	0	0	-	-	-	-	-
2003-04	Wheeling	ECHL	54	37	37	74	81	2	1	1	2	2
	Wilkes-Barre/Scranton	AHL	5	0	1	1	0	-	-	-	-	-
2004-05	Wheeling	ECHL	23	6	6	12	22	-	-	-	-	-
	Cleveland	AHL	30	10	6	16	23	-	-	-	-	-
	Manitoba	AHL	14	4	4	8	6	1	0	0	0	0
2005-06	Manitoba	AHL	73	12	35	47	58	13	6	1	7	11
2006-07	Manitoba	AHL	77	35	46	81	75	13	6	7	13	6
2007-08	Vancouver	NHL	19	2	4	6	19	-	-	-	-	-
	Manitoba	AHL	43	21	27	48	51	3	1	4	5	0
2008-09	Vancouver	NHL	14	2	2	4	14	-	-	-	-	-
	Manitoba	AHL	56	23	26	49	52	-	-	-	-	-
VANCOUVER/NHL TOTALS			33	4	6	10	33	-	-	-	-	-

Acquired: Signed July 17, 2007.



JASON JAFFRAY
LEFT WING
SHOOTS LEFT
6'1" 205 LBS
RIMBEY, AB JUNE 30, 1981

IN THE SYSTEM




JASON KROG

CENTRE
SHOOTS RIGHT
5'11" 185 LBS
FERNIE, BC OCT. 9, 1975

SEASON	CLUB	LEA	REGULAR SEASON					PLAYOFFS				
			GP	G	A	PTS	PIM	GP	G	A	PTS	PIM
1995-96	U. of New Hampshire	NCAA	34	4	16	20	20	-	-	-	-	-
1996-97	U. of New Hampshire	NCAA	39	23	44	67	28	-	-	-	-	-
1997-98	U. of New Hampshire	NCAA	38	33	33	66	44	-	-	-	-	-
1998-99	U. of New Hampshire	NCAA	41	34	51	85	38	-	-	-	-	-
1999-00	Providence	AHL	11	9	8	17	4	6	2	2	4	0
	NY Islanders	NHL	17	2	4	6	6	-	-	-	-	-
	Lowell	AHL	45	6	21	27	22	-	-	-	-	-
2000-01	NY Islanders	NHL	9	0	3	3	0	-	-	-	-	-
	Springfield	AHL	24	7	23	30	4	-	-	-	-	-
	Lowell	AHL	26	11	16	27	6	-	-	-	-	-
2001-02	NY Islanders	NHL	2	0	0	0	0	-	-	-	-	-
	Bridgeport	AHL	64	26	36	62	13	20	10	13	23	8
2002-03	Anaheim	NHL	67	10	15	25	12	21	3	1	4	4
	Cincinnati	AHL	9	3	4	7	6	-	-	-	-	-
2003-04	Anaheim	NHL	80	6	12	18	16	-	-	-	-	-
2004-05	VSV EC	AUST	48	27	33	60	38	3	0	1	1	4
2005-06	Vastra Fro.	SEL	7	5	1	6	6	17	5	3	8	10
	Servette Gen.	SWISS	29	15	14	29	32	-	-	-	-	-
2006-07	NY Rangers	NHL	9	2	0	2	4	-	-	-	-	-
	Atlanta	NHL	14	1	3	4	6	-	-	-	-	-
	Chicago	AHL	44	26	54	80	20	15	5	14	19	17
2007-08	Chicago	AHL	80	39	73	112	30	24	12	26	38	2
2008-09	Vancouver	NHL	4	1	0	1	0	-	-	-	-	-
	Manitoba	AHL	74	30	56	86	30	-	-	-	-	-
VANCOUVER TOTALS			4	1	0	1	0	-	-	-	-	-
NHL TOTALS			202	22	37	59	46	21	3	1	4	4

Acquired: Signed as an unrestricted free agent July 14, 2008.




NATHAN MCIVER

DEFENCE
SHOOTS LEFT
6'2" 205 LBS
SUMMERSIDE, PEI JAN. 6, 1985

SEASON	CLUB	LEA	REGULAR SEASON					PLAYOFFS				
			GP	G	A	PTS	PIM	GP	G	A	PTS	PIM
2002-03	Toronto	OHL	68	5	10	15	121	19	0	4	4	41
2003-04	Toronto	OHL	57	4	11	15	183	16	0	1	1	22
2004-05	Toronto	OHL	67	4	22	26	160	3	0	1	1	13
2005-06	Manitoba	AHL	66	1	6	7	155	12	0	0	0	28
2006-07	Vancouver	NHL	1	0	0	0	7	-	-	-	-	-
	Manitoba	AHL	63	1	2	3	139	2	0	0	0	0
2007-08	Vancouver	NHL	17	0	0	0	52	-	-	-	-	-
	Manitoba	AHL	43	3	3	6	108	6	0	1	1	11
2008-09	Anaheim	NHL	18	0	1	1	36	-	-	-	-	-
	Manitoba	AHL	28	0	2	2	59	-	-	-	-	-
VANCOUVER TOTALS			18	0	0	0	59	-	-	-	-	-
NHL TOTALS			36	0	1	1	95	-	-	-	-	-

Acquired: Vancouver's 9th choice, 254th overall in 2003 Entry Draft. Acquired from Anaheim Feb. 4, 2009 in exchange for Mike Brown.



MICHEL QUELLET

RIGHT WING
SHOOTS RIGHT
6'0" 201 LBS
RIMOUSKI, QC MAR. 5, 1982

SEASON	CLUB	LEA	REGULAR SEASON					PLAYOFFS				
			GP	G	A	PTS	PIM	GP	G	A	PTS	PIM
1998-99	Rimouski	QMJHL	28	7	13	20	10	11	0	1	1	6
1999-00	Rimouski	QMJHL	72	36	53	89	38	14	4	5	9	14
2000-01	Rimouski	QMJHL	63	42	50	92	50	11	6	7	13	8
2001-02	Rimouski	QMJHL	61	40	58	98	66	7	3	6	9	4
2002-03	Wilkes-Barre	AHL	4	0	2	2	0	-	-	-	-	-
	Wheeling	ECHL	55	20	26	46	40	-	-	-	-	-
2003-04	Wilkes-Barre	AHL	79	30	19	49	34	22	2	10	12	6
2004-05	Wilkes-Barre	AHL	80	31	32	63	56	11	2	3	5	6
2005-06	Pittsburgh	NHL	50	16	16	32	16	-	-	-	-	-
	Wilkes-Barre	AHL	19	10	20	30	12	-	-	-	-	-
2006-07	Pittsburgh	NHL	73	19	29	48	30	5	0	2	2	6
2007-08	Tampa Bay	NHL	64	17	19	36	12	-	-	-	-	-
2008-09	Vancouver	NHL	3	0	0	0	0	-	-	-	-	-
	Manitoba	AHL	46	13	27	40	30	-	-	-	-	-
VANCOUVER TOTALS			3	0	0	0	0	-	-	-	-	-
NHL TOTALS			190	52	64	116	58	5	0	2	2	6

Acquired: Signed by Vancouver July 17, 2007.

REGULAR SEASON


SEASON	CLUB	LEA	GPI	MIN	GA	SO	GAA	W	L	T	PCT
1996-97	Owen Sound	OHL	19	847	77	0	5.45	4	8	1	-
1997-98	Owen Sound	OHL	30	1542	114	1	4.44	13	10	2	-
1998-99	Owen Sound	OHL	56	2998	191	2	3.82	30	16	5	-
1999-00	Owen Sound	OHL	53	3124	198	1	3.80	18	26	6	-
	Missouri	UHL	6	237	6	0	1.52	3	1	0	-
2000-01	Peoria	ECHL	27	1511	48	3	1.91	15	7	4	-
	Worcester	AHL	5	237	16	0	4.06	3	0	1	-
2001-02	Peoria	ECHL	24	1418	58	1	2.45	13	8	2	-
	Worcester	AHL	9	537	22	0	2.46	5	4	0	-
2002-03	St. Louis	NHL	8	397	13	1	1.96	5	1	0	.912
	Worcester	AHL	41	2317	93	3	2.41	18	14	8	.919
2003-04	Worcester	AHL	43	2367	84	5	2.13	20	16	3	.921
2004-05	Worcester	AHL	50	2743	123	2	2.69	19	25	2	.901
2005-06	St. Louis	NHL	34	1830	81	3	2.66	13	13	5	.908
	Peoria	AHL	6	358	11	2	1.84	4	2	0	.929
2006-07	St. Louis	NHL	31	1491	79	0	3.18	8	12	5	.888
	Peoria	AHL	2	119	5	0	2.52	1	1	0	.898
2007-08	Vancouver	NHL	16	679	32	0	2.83	4	3	1	.898
2008-09	Vancouver	NHL	19	972	42	1	2.59	7	8	0	.906
	Manitoba	AHL	16	865	25	2	1.73				

VANCOUVER TOTALS			35	1651	74	1	2.71	11	11	1	.902
NHL TOTALS			108	5370	247	5	2.76	37	37	11	.901

POST SEASON

SEASON	CLUB	LEA	GPI	MIN	GA	SO	GAA	W	L	PCT
1997-98	Owen Sound	OHL	9	456	30	1	3.95	4	4	-
1998-99	Owen Sound	OHL	16	960	58	0	3.63	9	7	-
2000-01	Peoria	ECHL	14	813	28	2	2.07	9	4	-
2002-03	Worcester	AHL	3	179	8	0	2.68	0	3	.924
2003-04	Worcester	AHL	9	569	24	0	2.53	4	5	.922
2005-06	Peoria	AHL	0	0	-	-	-	-	-	-
2006-07	Peoria	AHL	0	0	-	-	-	-	-	-

Acquired: Signed as a free agent by Vancouver on July 2, 2007.



CURTIS SANFORD

GOALTENDER
CATCHES LEFT
5'10" 187 LBS
OWEN SOUND, ON OCT. 5, 1979

REGULAR SEASON


SEASON	CLUB	LEA	GPI	MIN	GA	SO	GAA	W	L	T	PCT
2004-05	Boston College	NCAA	18	1102	35	1	1.90	13	1	4	.916
2005-06	Boston College	NCAA	39	2362	83	8	2.11	24	13	2	.930
2006-07	Boston College	NCAA	42	2517	90	6	2.15	29	12	1	.925
2007-08	Manitoba	AHL	36	2054	78	3	2.28	21	12	2	.916
2008-09	Vancouver	NHL	8	355	20	0	3.38	2	4	1	.877
	Manitoba	AHL	40	2324	79	5	2.04	28	10	1	.928

VANCOUVER/NHL TOTALS			8	355	20	0	3.38	2	4	1	.877
-----------------------------	--	--	----------	------------	-----------	----------	-------------	----------	----------	----------	-------------

POST SEASON

SEASON	CLUB	LEA	GPI	MIN	GA	SO	GAA	W	L	PCT
2007-08	Manitoba	AHL	6	-	12	0	1.92	1	4	.938

Acquired: Signed as a free agent by Vancouver on July 2, 2007.



CORY SCHNEIDER

GOALTENDER
CATCHES LEFT
6'2" 195 LBS
MARBLEHEAD, MASS MAR. 18, 1986

SEASON FINAL STATISTICS

POS	NO.	PLAYER	GP	AVG TOI	G	A	PTS	+/-	PIM	PP	SH	GW	S	PCTG
L	22	Daniel Sedin	82	18:47	31	51	82	24	36	9	0	7	285	10.9
C	33	Henrik Sedin	82	19:31	22	60	82	22	48	4	0	8	143	15.4
C	17	Ryan Kesler	82	19:27	26	33	59	8	61	10	2	2	179	14.5
R	38	Pavol Demitra	69	17:28	20	33	53	6	20	4	0	1	143	14.0
L	14	Alex Burrows	82	16:50	28	23	51	23	150	0	4	3	175	16.0
D	3	Kevin Biekša	72	23:29	11	32	43	-4	97	5	0	2	153	7.2
D	23	Alexander Edler	80	21:07	10	27	37	11	54	5	0	1	145	6.9
R	18	Steve Bernier	81	13:50	15	17	32	4	27	2	0	4	137	10.9
C	13	Mats Sundin	41	16:50	9	19	28	-5	28	5	0	2	84	10.7
C	42	Kyle Wellwood	74	13:47	18	9	27	2	4	10	0	3	94	19.1
D	2	Mattias Ohlund	82	21:34	6	19	25	14	105	3	0	1	131	4.6
D	6	Sami Salo	60	20:10	5	20	25	5	26	5	0	2	110	4.5
L	21	Mason Raymond	72	13:42	11	12	23	2	24	4	0	0	145	7.6
D	8	Willie Mitchell	82	22:54	3	20	23	29	59	0	0	1	88	3.4
R	36	*Jannik Hansen	55	12:30	6	15	21	5	37	0	0	1	64	9.4
L	9	Taylor Pyatt	69	14:42	10	9	19	E	43	0	0	1	99	10.1
D	5	Ossi Vaananen	49	17:54	1	10	11	8	22	0	0	0	20	5.0
D	55	Shane O'Brien	77	14:55	0	10	10	5	196	0	0	0	39	0.0
C	10	Ryan Johnson	62	11:01	2	7	9	1	12	0	0	1	22	9.1
L	24	Darcy Hordichuk	73	5:31	4	1	5	1	109	0	0	0	26	15.4
R	29	Jason Jaffray	14	9:03	2	2	4	-2	14	0	0	2	11	18.2
C	37	*Rick Rypien	12	9:19	3	0	3	-3	19	0	1	0	16	18.8
D	4	Rob Davison	23	10:05	0	2	2	-4	51	0	0	0	15	0.0
C	27	Jason Krog	4	10:14	1	0	1	E	2	1	0	0	5	20.0
C	49	Aleandre Bolduc	7	7:20	0	1	1	1	4	0	0	0	7	0.0
R	25	Michel Ouellet	3	9:38	0	0	0	1	0	0	0	0	3	0.0

GOALTENDERS

NO.	GOALTENDER	GPI	MINS	AVG	W	L	OT	SO	GA	SA	SV%	G	A	PIM
1	Roberto Luongo	54	3,181:05	2.34	33	13	7	9	124	1542	.920	0	1	4
30	Jason LaBarbera	28	1,446:33	2.78	8	10	6	2	67	675	.901	0	0	2
41	Curtis Sanford	19	972:35	2.59	7	8	0	1	42	448	.906	0	0	2
35	Cory Schneider	8	355:24	3.38	2	4	1	0	20	162	.877	0	0	0

* Indicates rookie status

2008.09 INJURY UPDATE TOTAL MAN-GAMES LOST: 202

NAME	GAMES	INJURY	DATE(S)
Kevin Bieksa	1	Flu	Apr. 11/09
Jannik Hansen	10	Finger	Feb. 21 – Mar. 15/09
Lawrence Nycholat	14	Groin	Jan. 28 – Mar. 1/09
Pavol Demitra	3	Groin	Jan. 20 – 31/09
Curtis Sanford	3	Groin	Jan. 1 – 4/09
Taylor Pyatt	8	Foot	Dec. 28/08 – Jan. 10/09
Sami Salo	15	Ribs	Dec. 20/08 – Jan. 18/09
Sami Salo	3	Groin	Dec. 9 – 14/08
Ryan Johnson	20	Foot/Hand	Nov. 27/08 – Jan. 7/09
Steve Bernier	1	Shoulder	Nov. 27/08
Roberto Luongo	24	Groin	Nov. 24/08 – Jan. 13/09

NAME	GAMES	INJURY	DATE(S)
Sami Salo	2	Flu	Nov. 20 – 22/08
Alexander Edler	2	Flu	Nov. 15 – 17/08
Kevin Bieksa	6	Foot	Nov. 15 – 24/08
Jannik Hansen	4	Groin	Nov. 2 – 8/08
Rick Rypien	64	Hernia	Oct. 28/08 – Mar. 29/09
Pavol Demitra	10	Ribs	Oct. 21 – Nov. 12/08
Sami Salo	2	Groin	Oct. 21 – 25/08
Rick Rypien	3	Flu	Oct. 19 – 25/08
Darcy Hordichuk	1	Knee	Oct. 21/08
Kevin Bieksa	3	Knee	Oct. 13 – 17 /08
Lawrence Nycholat	3	Back	Oct. 9 – 13/08

RECENT TRANSACTIONS

DATE	PLAYER	ROSTER MOVE
Apr. 10/09	Evan Oberg	Signed
Mar. 20/09	Eric Walsky	Signed
Mar. 16/09	Taylor Ellington	Signed
Mar. 3/09	Alex Burrows	Signed a 4-year extension
Feb. 27/09	Ossi Vaananen	Claimed off waivers from Philadelphia
Feb. 26/09	Michael Grabner	Reassigned to Manitoba
Feb. 26/09	Alexandre Bolduc	Reassigned to Manitoba
Feb. 26/09	Michael Grabner	Recalled from Manitoba
Feb. 20/09	Alexandre Bolduc	Recalled from Manitoba
Feb. 4/09	Nathan McIver	Acquired from Anaheim in exchange for Mike Brown
Jan. 15/09	Curtis Sanford	Reassigned to Manitoba
Jan. 10/09	Jason Jaffray	Reassigned to Manitoba
Jan. 8/09	Jannik Hansen	Recalled from Manitoba
Jan. 8/09	Alexandre Bolduc	Reassigned to Manitoba
Jan. 6/09	Jannik Hansen	Reassigned to Manitoba
Jan. 6/09	Cory Schneider	Reassigned to Manitoba
Dec. 30/08	Jason LaBarbera	Acquired from LA in exchange for 2009 7th round pick
Dec. 29/08	Alexandre Bolduc	Recalled from Manitoba
Dec. 18/08	Mats Sundin	Signed to a one-year deal
Dec. 9/08	2009 Conditional Pick	Acquired from Chicago in exchange for James Sharrow

DATE	PLAYER	ROSTER MOVE
Nov. 30/08	Jason Jaffray	Recalled from Manitoba
Nov. 30/08	Alexandre Bolduc	Reassigned to Manitoba
Nov. 25/08	Alexandre Bolduc	Recalled from Manitoba
Nov. 22/08	Cory Schneider	Recalled from Manitoba
Nov. 22/08	Nolan Baumgartner	Reassigned to Manitoba
Nov. 20/08	Nolan Baumgartner	Recalled from Manitoba
Nov. 14/08	Lawrence Nycholat	Recalled from Manitoba
Nov. 12/08	Michel Ouellet	Assigned to Manitoba
Nov. 6/08	Lawrence Nycholat	Assigned to Manitoba for conditioning
Nov. 4/08	Michel Ouellet	Recalled from Manitoba
Nov. 4/08	Jason Krog	Assigned to Manitoba
Oct. 21/08	Jason Krog	Recalled from Manitoba
Oct. 21/08	Kyle Wellwood	Recalled from Manitoba
Oct. 18/08	Kyle Wellwood	Assigned to Manitoba
Oct. 10/08	Alexander Edler	Singed to a four-year extension
Oct. 6/08	Cody Hodgson	Assigned to Brampton (OHL)
Oct. 6/08	Shane O'Brien	Acquired from Tampa Bay in exchange for Lukas Kriajicek and Juraj Simek Oct. 6/08
Oct. 6/08	Cody Hodgson	Signed
Oct. 1/08	Dan Gendur	Signed

NORTHWEST DIVISION CHAMPIONS

With a 1-0 overtime win in the last game of the season at Colorado, the Vancouver Canucks earned the Division title for the sixth time in franchise history. They finished the season with 45 wins (tied for the third highest win total in club history) and 100 points (the fifth highest point total in club history). The Canucks also finished the season with a record of 15-6-3 versus Northwest teams; of the 30 teams, Vancouver recorded the most wins against the Northwest Division.

40+ WINS FOR THE 9TH TIME

The Canucks recorded their 40th win of the season on Mar. 27th at Colorado and have now produced 40 or more wins nine times in franchise history. The Canucks finished the 2008-09 season with 45 wins, ranking tied for third for most wins in a season in franchise history. Vancouver's best season on record was 2006-07 when the Canucks had 49 wins (49-26-7).

THERE'S NO PLACE LIKE HOME

Vancouver set a new franchise record for most consecutive wins at home with 11 from Feb. 3-Mar. 19/09. The Canucks tied for third in the League for the longest winning streak at home this season. The previous record was set in the 1992-93 season at nine straight wins. The Canucks have recorded only one regulation loss at home since Jan. 30th and are 13-1-2 in the last 16 games at General Motors Place.

SHUTTING OUT THE COMPETITION

The Vancouver Canucks recorded a total of ten shutouts in 2008-09, setting a new franchise record for most shutouts in a season. The previous record was eight, recorded in the 2001-02 and 1974-75 seasons. Roberto Luongo recorded nine shutouts and Curtis Sanford recorded one shutout in 2008-09. Luongo also set a franchise record for the longest shutout streak in franchise history. Luongo played 242:36 without allowing an opposition goal. The streak marks the longest one since Brian Boucher set the modern NHL record (332:01).

IT'S A SELLOUT!

The Vancouver Canucks are supported by the League's best fans, as evidenced by the club's current sellout record of 256 consecutive games. The sellout streak began five years ago on November 14, 2002 and continues to grow with every game this season. During the sellout span the team has played before a capacity crowd of 18,630 for over three full seasons.

CANUCKS PLAY 3,000TH FRANCHISE GAME

The Vancouver Canucks dropped the puck for their 3,000th game as an NHL franchise versus the Columbus Blue Jackets on January 19/09. In 3,000 NHL games played since the 1970-71 season, the Canucks recorded 1,177 wins, 2,778 points and 9,485 goals for.

VANCOUVER'S 2008-09 RECORD WHEN...

At home:	24-12-5
On the road:	21-15-5
Overtime:	7-10
Shootout:	3-7
October:	6-5-0
November:	8-3-2
December:	6-7-1
January:	2-5-5
February:	9-2-0
March:	11-3-1
April:	3-2-1
1-goal games:	17-9-10
Leading after 2 periods:	30-0-3

Trailing after 2 periods:	5-21-2
Score 4+ goals:	28-2-3
Score 3 goals or less:	17-25-7
Allow 4+ goals:	3-16-6
Allow 3 goals or less:	42-11-4
On 0 days rest:	5-5-1
On 1 day rest:	28-13-6
On 2+ days rest:	12-9-3
Score a PPG:	34-10-5
Give up a PPG:	20-20-8
Getting 20+ shots on goal:	41-25-9
Getting less than 20 shots:	4-2-1
Outshooting Opponents:	21-12-4
Outshot by Opponents:	20-13-6
Even:	4-2-0

MOLSON CUP

Roberto Luongo won the Molson Cup for the 2008-09 season with a total of 80 points. Below is a breakdown of the monthly winners.

MONTH	PLAYER	POINTS	CHARITY RECIPIENT
October	Roberto Luongo	15 points	Canucks Autism Network
November	Roberto Luongo	30 points	The Province Empty Stocking Fund
December	Ryan Kesler	20 points	YWCA Crabtree Corner Family Resource Centre
January	Jason LaBarbera	10 points	The United Way of Prince George
February	Mats Sundin	20 points	BC Children's Hospital Foundation
March	Ryan Kesler	35 points	BC Literacy

BEHIND THE BENCH

Vancouver Canucks Head Coach Alain Vigneault earned the Northwest Division title for the second time during his three seasons with the Canucks. He completed the season with a record of 45-27-10 and earned his 100th win with Vancouver on Nov. 20/08 at Minnesota (3-2). Vigneault also posted his 200th career win as an NHL head coach with a 4-3 overtime victory against Detroit on Oct. 16/08 and appeared in his 500th NHL game on Mar. 19/09 versus St. Louis.

LEADING THE DEFENSIVE CORPS

Canucks defenceman Mattias Ohlund broke the franchise scoring record by a defenceman, notching his 322nd point on Sunday, Mar. 15th versus Colorado. The former record was held by Jyrki Lumme and Dennis Kearns who had each earned 321 points in their careers with Vancouver. Ohlund concluded the season with 325 points career points with Vancouver (93-232-325) and 770 games played in a Canucks uniform, the second highest total among defenceman in club history.

CANUCKS CAPTAIN SETS SINGLE SEASON SHUTOUT RECORD

Roberto Luongo set a new franchise record for most shutouts in a single season posting his 9th perfect game on April 11 at Colorado. Luongo passed the previous record held by Dan Cloutier during the 2001-02 season. The Canucks captain has posted 47 career shutouts and ranks tied for fourth among active NHL goaltenders: Evgeni Nabokov (47), Chris Osgood (49), Curtis Joseph (51) and Martin Brodeur (101).

'MARCH'ING ALONG

Daniel and Henrik Sedin combined for a total of 37 points in the month of March. Daniel recorded 18 points (5-13-18), scoring in 13 of 15 games played. Henrik registered 19 points (7-12-19), having scored at least one point in 10 of the 15 games played in March. Both Daniel and Henrik have surpassed the previous club record for the most productive month in franchise history. Stan Smyl, Pavel Bure, Darcy Rota and Thomas Gradin previously held the record with 16 points each in a single month.

THE 30 CLUB

Roberto Luongo recorded his 30th win of the season with a 2-1 victory over the Minnesota Wild on March 31. He has recorded 30+ win seasons now in four consecutive years. Only four other goaltenders in the League have active streaks of at least four consecutive 30+ win seasons. Marty Turco leads the way with six consecutive 30+ win seasons, followed by Mikka Kiprusoff (4 seasons), Henrik Lundqvist (4 seasons) and Ryan Miller (4 seasons).

SUNDIN MOVES UP ALL-TIME LIST

Mats Sundin is among the League leaders for most career points and goals all-time. Sundin ranks tied for 20th in goals scored with 564 and 25th in points with 1349.

IRONMEN

Henrik Sedin played in his 300th consecutive game on January 18/09 versus Columbus. Henrik ranks third in the League for most consecutive games played. Prior to the start of the 2008-09 season Henrik has played three complete 82 game seasons. Only Jay Bouwmeester (FLA) and Eric Staal (CAR) have played in more consecutive games.

PLAYER	2008-09 GP	CONSECUTIVE GP
Jay Bouwmeester	82	342
Eric Staal	82	336
Henrik Sedin	82	335

THE WINNING TOUCH

Daniel Sedin has scored seven game-winning goals this season which ranks second all-time in franchise history for game-winners and tied for 14th in the League in 2008-09. His 36 game-winners from 2000-01 to 2008-09 place him behind only Markus Naslund, who scored 49 game-winning goals with the Canucks from 1995-96 to 2007-08.

CANUCKS CAREER YEARS

Twelve members of the 2008-09 Vancouver Canucks have set new season career highs. The following is a list of each players season point totals with new career high numbers in bold.

Steve Bernier	15- 17-32
Kevin Biekma	11- 32-43
Alex Burrows	28-23-51
Alex Edler	10-27-37
Jannik Hansen	6-15-21
Ryan Kesler	26-33-59
Willie Mitchell	3- 20-23
Mason Raymond	11-12- 23
Rick Rypien	3-0-3
Daniel Sedin	31- 51-82
Henrik Sedin	22-60-82
Kyle Wellwood	18-9-27

THE MANITOBA MOOSE

Vancouver's AHL affiliate, the Manitoba Moose, won the North Division title with 107 points and a record of 50-23-1-6. Manitoba shared the League lead with Milwaukee for most points earned in the season.

ARNIEL NAMED AHL COACH OF THE YEAR

Manitoba Moose Head Coach, Scott Arniel was named winner of the Louis A.R. Pieri Memorial Award as the American Hockey League's Outstanding Coach of the Year for 2008-09. Arniel led the Moose to a Western Conference title, the club's second North Division title in three years and a franchise record 50 wins (50-23-16).

SCHNEIDER NAMED AHL GOALTENDER OF THE YEAR

Cory Schneider was named winner of the 2009 Aldedge "Baz" Bastien Memorial Award as the AHL's outstanding goaltender for the 2008-09 season. In 40 games played, Schneider posted a 28-10-1 record and finished the season as the AHL's top ranked goaltender with a 2.04 GAA, a 0.928 Save Percentage and five shutouts. Schneider set new franchise records this season including the longest winning streak (10 games) and most wins in a single season (28). The Marblehead, MA native was also named to the AHL's First All-Star Team.

MOOSE WIN HARRY "HAP" HOLMES MEMORIAL AWARD

The American Hockey League announced that Manitoba were winners of the Harry "Hap" Holmes Memorial Award for the 2008-09 season, presented to the AHL team which allows the fewest goals against in the regular season. The Moose gave up only 188 goals this season.

CANUCKS SCHEDULE AND RESULTS

#	DATE	RESULT				RECORD			SHOTS		GW/GD GOAL	GOALTENDERS		ATTENDANCE
		OPP	RES	SCORE	W	L	O	VAN	OPP	SCORER	WIN	LOSS		
1	Oct 9	H	CGY	W	6-0	1	0	0	23	25	H. Sedin	Luongo	Kiprusoff	18,630
2	Oct 11	A	CGY	W (OT)	5-4	2	0	0	34	29	Demitra	Luongo	Kiprusoff (OT)	19,280
3	Oct 13	A	WSH	L	1-5	2	1	0	10	35	Green	Johnson	Luongo	16,847
4	Oct 16	A	DET	W (OT)	4-3	3	1	0	29	35	Burrows	Luongo	Osgood (OT)	19,011
5	Oct 17	A	BUF	L	2-5	3	2	0	25	31	Kotalik	Miller	Sanford	18,449
6	Oct 19	A	CHI	L	2-4	3	3	0	30	26	Kane	Huet	Luongo	21,193
7	Oct 21	A	CBJ	L	2-4	3	4	0	25	32	Dorsett	Leclaire	Luongo	12,057
8	Oct 25	H	EDM	W	6-3	4	4	0	30	28	Wellwood	Luongo	Garon	18,630
9	Oct 28	H	BOS	L	0-1	4	5	0	31	30	Ryder	Thomas	Luongo	18,630
10	Oct 30	A	LA	W	4-0	5	5	0	18	28	D. Sedin	Luongo	LaBarbera	13,652
11	Oct 31	A	ANA	W (SO)	7-6	6	5	0	29	37	Ohlund (GDG)	Luongo	Hiller (OT)	16,704
12	Nov 2	H	DET	L	2-3	6	6	0	27	23	Zetterberg	Osgood	Luongo	18,630
13	Nov 4	H	NSH	W	4-0	7	6	0	39	24	Wellwood	Luongo	Ellis	18,630
14	Nov 6	H	PHX	W	1-0	8	6	0	32	28	Bieksa	Luongo	Bryzgalov	18,630
15	Nov 8	H	MIN	W	2-0	9	6	0	29	29	Salo	Luongo	Backstrom	18,630
16	Nov 12	H	COL	O (SO)	1-2	9	6	1	32	34	Svatos (GDG)	Budaj	Luongo (OT)	18,630
17	Nov 15	H	TOR	W	4-2	10	6	1	15	30	Mitchell	Luongo	Toskala	18,630
18	Nov 17	A	NYI	O (SO)	1-2	10	6	2	32	35	Nielsen (GDG)	MacDonald	Luongo (OT)	11,299
19	Nov 19	A	NYR	W	6-3	11	6	2	33	42	Johnson	Luongo	Lundqvist	18,200
20	Nov 20	A	MIN	W	3-2	12	6	2	27	30	D. Sedin	Sanford	Backstrom	18,568
21	Nov 22	A	PIT	W	3-1	13	6	2	19	19	D. Sedin	Sanford	Sabourin	17,040
22	Nov 24	H	DET	W (OT)	3-2	14	6	2	24	34	Salo	Sanford	Osgood (OT)	18,630
23	Nov 27	H	CGY	L	3-4	14	7	2	30	33	Glencross	Kiprusoff	Sanford	18,630
24	Nov 29	A	CGY	L	1-3	14	8	2	18	31	Moss	Kiprusoff	Schneider	19,289
25	Dec 1	A	CBJ	L	2-3	14	9	2	32	29	Huselius	Mason	Schneider	13,299
26	Dec 4	A	DET	L	5-6	14	10	2	25	38	Cleary	Osgood	Sanford	19,116
27	Dec 5	A	MIN	W	2-1	15	10	2	31	17	Jaffray	Schneider	Backstrom	18,568
28	Dec 7	A	COL	O (SO)	4-5	15	10	3	38	35	Svatos (GDG)	Budaj	Schneider (OT)	13,411
29	Dec 9	A	NSH	W	3-1	16	10	3	28	21	Edler	Sanford	Ellis	12,441
30	Dec 13	A	EDM	L	0-3	16	11	3	23	29	Penner	Roloson	Sanford	16,839
31	Dec 14	H	FLA	W	5-3	17	11	3	30	21	Wellwood	Schneider	Anderson	18,630
32	Dec 17	H	EDM	W	4-2	18	11	3	28	24	D. Sedin	Sanford	Roloson	18,630
33	Dec 20	H	CHI	L	1-3	18	12	3	31	34	Sharp	Huet	Sanford	18,630
34	Dec 22	H	ANA	W	4-3	19	12	3	26	27	D. Sedin	Sanford	Hiller	18,630
35	Dec 23	A	SJ	L	0-5	19	13	3	33	31	Blake	Nabokov	Schneider	17,496
36	Dec 26	H	EDM	L	2-3	19	14	3	28	23	Souray	Roloson	Sanford	18,630
37	Dec 28	H	OTT	W	3-0	20	14	3	32	18	H. Sedin	Sanford	Gerber	18,630
38	Dec 30	H	PHI	L	2-3	20	15	3	31	29	Kalinski	Biron	Schneider	18,630
39	Jan 1	A	NSH	W	2-1	21	15	3	32	32	Jaffray	LaBarbera	Rinne	16,502
40	Jan 2	A	ATL	O (SO)	3-4	21	15	4	38	37	Christensen (GDG)	Lehtonen	LaBarbera (OT)	14,902
41	Jan 4	H	DAL	O (SO)	2-3	21	15	5	35	36	Neal (GDG)	Turco	LaBarbera (OT)	18,630

CANUCKS SCHEDULE AND RESULTS

#	DATE	RESULT				RECORD			SHOTS		GW/GD GOAL	GOALTENDERS		
		OPP	RES	SCORE	W	L	O	VAN	OPP	SCORER	WIN	LOSS	ATTENDANCE	
42	Jan 7	A	EDM	W	4-2	22	15	5	22	25	Bernier	LaBarbera	Roloson	16,839
43	Jan 9	H	STL	L	4-6	22	16	5	22	36	Boyes	Legace	LaBarbera	18,630
44	Jan 10	H	SJ	L	2-4	22	17	5	26	27	Marleau	Boucher	Sanford	18,630
45	Jan 13	H	NJ	L	3-5	22	18	5	29	28	Zajac		Sanford	18,630
46	Jan 15	H	PHX	L	1-4	22	19	5	32	32	Lindstrom	Bryzgalov	Luongo	18,630
47	Jan 18	H	CBJ	O (SO)	5-6	22	19	6	30	28	Williams (GDG)	Mason	Luongo (OT)	18,630
48	Jan 20	A	SJ	O (OT)	1-2	22	19	7	14	29	Marleau	Nabokov	Luongo (OT)	17,496
49	Jan 28	H	NSH	L	3-5	22	20	7	27	38	Dumont	Rinne	Luongo	18,630
50	Jan 31	H	MIN	O (OT)	3-4	22	20	8	40	27	Bergeron	Backstrom	Luongo (OT)	18,630
51	Feb 3	H	CAR	W	4-3	23	20	8	24	27	Burrows	Luongo	Ward	18,630
52	Feb 7	H	CHI	W	7-3	24	20	8	26	39	Bernier	Luongo	Khabibulin	18,630
53	Feb 10	A	STL	W	6-4	25	20	8	30	28	Hansen	Luongo	Mason	16,431
54	Feb 12	A	PHX	W	4-3	26	20	8	32	28	H. Sedin	Luongo	Bryzgalov	14,872
55	Feb 13	A	DAL	L	1-2	26	21	8	33	30	Lundqvist	Turco	LaBarbera	18,532
56	Feb 15	H	MTL	W	4-2	27	21	8	34	27	H. Sedin	Luongo	Halak	18,630
57	Feb 17	A	CGY	W (SO)	4-3	28	21	8	43	41	Demitra (GDG)	Luongo	Kiprusoff (OT)	19,289
58	Feb 19	A	OTT	W	5-2	29	21	8	24	27	Biekša	Luongo	Elliott	19,716
59	Feb 21	A	TOR	W (SO)	3-2	30	21	8	37	38	Sundin (GDG)	Luongo	Toskala (OT)	19,504
60	Feb 24	A	MTL	L	0-3	30	22	8	34	17	Plekanec	Halak	Luongo	21,273
61	Feb 27	H	TB	W	2-1	31	22	8	25	21	Bernier	Luongo	Ramo	18,630
62	Mar 1	H	CBJ	W	3-1	32	22	8	30	20	Kesler	Luongo	Mason	18,630
63	Mar 3	H	MIN	W	4-2	33	22	8	32	19	Bernier	Luongo	Backstrom	18,630
64	Mar 7	H	SJ	W	3-1	34	22	8	29	29	Sundin	Luongo	Boucher	18,630
65	Mar 9	A	LA	L	2-3	34	23	8	22	22	Stoll	Quick	Luongo	16,995
66	Mar 11	A	ANA	O (OT)	3-4	34	23	9	35	41	S. Niedermayer (GDG)	Hiller	Luongo (OT)	16,967
67	Mar 13	H	LA	W	4-2	35	23	9	32	26	H. Sedin	Luongo	Quick	18,630
68	Mar 15	H	COL	W	4-2	36	23	9	23	20	Pyatt	Luongo	Raycroft	18,630
69	Mar 17	H	DAL	W	4-2	37	23	9	25	26	Sundin	Luongo	Turco	18,630
70	Mar 19	H	STL	W	3-0	38	23	9	21	30	Burrows	Luongo	Mason	18,630
71	Mar 21	A	PHX	L	1-5	38	24	9	36	23	Doan	Bryzgalov	Luongo	17,125
72	Mar 24	A	DAL	W	5-2	39	24	9	22	37	H. Sedin	Luongo	Turco	17,276
73	Mar 26	A	STL	L	2-4	39	25	9	23	32	Perron	Mason	Luongo	19,250
74	Mar 27	A	COL	W	4-1	40	25	9	34	23	H. Sedin	LaBarbera	Raycroft	16,177
75	Mar 29	A	CHI	W	4-0	41	25	9	23	26	D. Sedin	Luongo	Khabibulin	21,673
76	Mar 31	A	MIN	W (OT)	2-1	42	25	9	19	34	H. Sedin	Luongo	Backstrom (OT)	18,568
77	Apr 2	H	ANA	O (SO)	5-6	42	25	10	30	32	Perry (GDG)	Hiller	Luongo (OT)	18,630
78	Apr 4	A	EDM	L	3-5	42	26	10	46	25	Souray	Roloson	Luongo	16,839
79	Apr 5	H	COL	L	1-4	42	27	10	21	26	Guite	Budaj	Luongo	18,630
80	Apr 7	H	CGY	W	4-1	43	27	10	25	47	Ohlund	Luongo	Kiprusoff	18,630
81	Apr 9	H	LA	W	1-0	44	27	10	28	20	Kesler	Luongo	Quick	18,630
82	Apr 11	A	COL	W (OT)	1-0	45	27	10	33	22	H. Sedin	Luongo	Budaj (OT)	13,397

CUMULATIVE GAME STATISTICS

THROUGH GAMES OF:				GOALS		SHOTS		POWER PLAY			PENALTY KILLING			PENALTIES		
#	DATE	OPP	RES	GF	GA	FOR	OPP	PP	CUM	%	PK	CUM	%	PIM	CUM	AVG
1	Oct 9	CGY	W	6	0	23	25	1-9	1-9	11.1	6-6	6-6	100.0	19	19	19.0
2	Oct 11	@ CGY	W (OT)	11	4	57	54	0-5	1-14	7.1	7-7	13-13	100.0	31	50	25.0
3	Oct 13	@ WSH	L	12	9	67	89	1-4	2-18	11.1	2-4	15-17	88.2	8	58	19.3
4	Oct 16	@ DET	W (OT)	16	12	96	124	0-4	2-22	9.1	3-5	18-22	81.8	12	70	17.4
5	Oct 17	@ BUF	L	18	17	121	155	0-3	2-25	8.0	3-5	21-27	77.8	27	97	19.4
6	Oct 19	@ CHI	L	20	21	151	181	0-4	2-29	6.9	3-5	24-32	75.0	26	123	20.5
7	Oct 21	@ CBJ	L	22	25	176	213	1-4	3-33	9.1	3-4	27-36	75.0	18	141	20.1
8	Oct 25	EDM	W	28	28	206	241	4-6	7-39	17.9	4-4	31-40	77.5	20	161	20.1
9	Oct 28	BOS	L	28	29	237	271	0-3	7-42	16.7	2-2	33-42	78.6	4	165	18.3
10	Oct 30	@ LA	W	32	29	255	299	2-6	9-48	18.8	7-7	40-49	81.6	18	183	18.3
11	Oct 31	@ ANA	W (SO)	39	35	284	336	2-5	11-53	20.8	6-9	46-58	79.3	29	212	19.3
12	Nov 2	DET	L	41	38	311	359	0-7	11-60	18.3	2-5	48-63	76.2	15	227	18.9
13	Nov 4	NSH	W	45	38	350	383	2-7	13-67	19.4	6-6	54-69	78.3	17	244	18.8
14	Nov 6	PHX	W	46	38	382	411	0-7	13-74	17.6	3-3	57-72	79.2	13	257	18.4
15	Nov 8	MIN	W	48	38	411	440	1-5	14-79	17.7	3-3	60-75	80.0	13	270	18.0
16	Nov 12	COL	O (SO)	49	40	443	474	0-4	14-83	16.9	4-5	64-80	80.0	10	280	17.5
17	Nov 15	TOR	W	53	42	458	504	1-5	15-88	17.0	7-8	71-88	80.7	33	313	18.4
18	Nov 17	@ NYI	O (SO)	54	44	490	539	0-4	15-92	16.3	4-5	75-93	80.6	15	328	18.2
19	Nov 19	@ NYR	W	60	47	523	581	1-4	16-96	16.7	4-6	79-99	79.8	12	340	17.9
20	Nov 20	@ MIN	W	63	49	550	611	1-4	17-100	17.0	3-3	82-102	80.4	11	351	17.6
21	Nov 22	@ PIT	W	66	50	569	630	0-2	17-102	16.7	4-4	86-106	81.1	51	402	19.1
22	Nov 24	DET	W (OT)	69	52	593	664	1-3	18-105	17.1	2-3	88-109	80.7	11	413	18.8
23	Nov 27	CGY	L	72	56	623	697	0-4	18-109	16.5	1-2	89-111	80.2	9	422	18.3
24	Nov 29	@ CGY	L	73	59	641	728	0-3	18-112	16.1	4-5	93-116	80.2	15	437	18.2
25	Dec 1	@ CBJ	L	75	62	673	757	2-4	20-116	17.2	7-8	100-124	80.6	21	458	18.3
26	Dec 4	@ DET	L	80	68	698	795	1-3	21-119	17.6	5-6	105-130	80.8	14	472	18.2
27	Dec 5	@ MIN	W	82	69	729	812	1-2	22-121	18.2	2-2	107-132	81.1	28	500	18.5
28	Dec 7	@ COL	O (SO)	86	74	767	847	1-3	23-124	18.5	2-2	109-134	81.3	13	513	18.3
29	Dec 9	@ NSH	W	89	75	795	868	1-6	24-130	18.5	6-7	115-141	81.6	34	547	18.9
30	Dec 13	@ EDM	L	89	78	818	897	0-3	24-133	18.0	8-8	123-149	82.6	45	592	19.7
31	Dec 14	FLA	W	94	81	848	918	2-6	26-139	18.7	5-5	128-154	83.1	20	612	19.7
32	Dec 17	EDM	W	98	83	876	942	1-6	27-145	18.6	5-6	133-160	83.1	29	641	20.0
33	Dec 20	CHI	L	99	86	907	976	0-6	27-151	17.9	4-4	137-164	83.5	10	651	19.7
34	Dec 22	ANA	W	103	89	933	1003	2-8	29-159	18.2	3-5	140-169	82.8	36	687	20.2
35	Dec 23	@ SJ	L	103	94	966	1034	0-2	29-161	18.0	4-6	144-175	82.3	16	703	20.1
36	Dec 26	EDM	L	105	97	994	1057	1-5	30-166	18.1	3-5	147-180	81.7	15	718	19.9
37	Dec 28	OTT	W	108	97	1026	1075	0-7	30-173	17.3	5-5	152-185	82.3	23	741	20.0
38	Dec 30	PHI	L	110	100	1057	1104	1-3	31-176	17.6	1-1	153-186	82.3	7	748	19.7
39	Jan 1	@ NSH	W	112	101	1089	1136	0-4	31-180	17.2	3-3	156-189	82.5	16	764	19.6
40	Jan 2	@ ATL	O (SO)	115	105	1127	1173	1-3	32-183	17.5	4-5	160-194	82.5	17	781	19.5
41	Jan 4	DAL	O (SO)	117	108	1162	1209	0-2	32-185	17.3	2-3	162-197	82.2	6	787	19.2

CUMULATIVE GAME STATISTICS

THROUGH GAMES OF:				GOALS		SHOTS		POWER PLAY			PENALTY KILLING			PENALTIES		
#	DATE	OPP	RES	GF	GA	FOR	OPP	PP	CUM	%	PK	CUM	%	PIM	CUM	AVG
42	Jan 7	@ EDM	W	121	110	1184	1234	0-4	32-189	16.9	3-4	165-201	82.1	13	800	19.0
43	Jan 9	STL	L	125	116	1206	1270	1-2	33-191	17.3	4-5	169-206	82.0	10	810	18.8
44	Jan 10	SJ	L	127	120	1232	1297	1-6	34-197	17.3	4-6	173-212	81.6	12	822	16.7
45	Jan 13	NJ	L	130	125	1261	1325	0-3	34-200	17.0	1-1	174-213	81.7	4	826	18.4
46	Jan 15	PHX	L	131	129	1293	1357	0-2	34-202	16.8	2-4	176-217	81.1	13	839	18.2
47	Jan 18	CBJ	O (SO)	136	135	1323	1385	1-4	35-206	17.0	1-2	177-219	80.8	30	869	18.5
48	Jan 20	@ SJ	O (OT)	137	137	1337	1414	0-1	35-207	16.9	3-4	180-223	80.7	10	879	18.3
49	Jan 28	NSH	L	140	142	1364	1452	1-5	36-212	17.0	4-7	184-230	80.0	16	895	18.3
50	Jan 31	MIN	O (OT)	143	146	1404	1479	2-4	38-216	17.6	3-5	187-235	79.6	10	905	18.1
51	Feb 3	CAR	W	147	149	1428	1506	1-4	39-220	17.7	2-4	189-239	79.1	8	913	17.9
52	Feb 7	CHI	W	154	152	1454	1545	4-8	43-228	18.9	4-5	193-244	79.1	10	923	17.8
53	Feb 10	@ STL	W	160	156	1484	1573	2-5	45-233	19.3	1-3	194-247	78.5	15	938	17.7
54	Feb 12	@ PHX	W	164	159	1516	1601	1-5	46-238	19.3	2-3	196-250	78.4	10	948	17.6
55	Feb 13	@ DAL	L	165	161	1549	1631	0-4	46-242	19.0	3-4	199-254	78.3	8	956	17.4
56	Feb 15	MTL	W	169	163	1583	1658	0-2	46-244	18.9	0-0	199-254	78.3	0	956	17.1
57	Feb 17	@ CGY	W (SO)	173	166	1626	1699	1-4	47-248	19.0	5-5	204-259	78.8	16	972	17.1
58	Feb 19	@ OTT	W	178	168	1650	1726	1-2	48-250	19.2	4-5	208-264	78.8	17	989	17.1
59	Feb 21	@ TOR	W (SO)	181	170	1687	1764	1-5	49-255	19.2	4-5	212-269	78.8	16	1005	17.0
60	Feb 24	@ MTL	L	181	173	1721	1781	0-6	49-261	18.8	6-7	218-276	79.0	44	1049	17.5
61	Feb 27	TB	W	183	174	1746	1802	1-5	50-266	18.8	1-1	219-277	79.1	4	1053	17.3
62	Mar 1	CBJ	W	186	175	1776	1822	1-5	51-271	18.8	5-5	224-282	79.4	15	1068	17.2
63	Mar 3	MIN	W	190	177	1808	1841	0-2	51-273	18.7	1-2	225-284	79.2	4	1072	17.0
64	Mar 7	SJ	W	193	178	1837	1870	1-6	52-279	18.6	2-3	227-287	79.1	10	1082	16.9
65	Mar 9	@ LA	L	195	181	1859	1892	0-4	52-283	18.4	4-6	231-293	78.8	17	1099	16.9
66	Mar 11	@ ANA	O (OT)	198	185	1894	1933	0-5	52-288	18.1	6-6	237-299	79.3	14	1113	16.9
67	Mar 13	LA	W	202	187	1926	1959	1-6	53-294	18.0	5-5	242-304	79.6	10	1123	16.8
68	Mar 15	COL	W	206	189	1949	1979	2-4	55-298	18.5	6-7	248-311	79.7	16	1139	16.8
69	Mar 17	DAL	W	210	191	1974	2005	2-2	57-300	19.0	6-7	254-318	80.0	16	1155	16.7
70	Mar 19	STL	W	213	191	1995	2035	0-2	57-302	18.9	5-5	259-323	80.2	12	1167	16.7
71	Mar 21	@ PHX	L	214	196	2031	2068	0-4	57-306	18.6	6-7	265-330	80.3	16	1183	16.7
72	Mar 24	@ DAL	W	219	198	2053	2105	3-7	60-313	19.2	4-4	269-334	80.5	19	1202	16.7
73	Mar 26	@ STL	L	221	202	2076	2137	0-5	60-318	18.9	4-6	273-340	80.3	14	1216	16.7
74	Mar 27	@ COL	W	225	203	2110	2160	1-5	61-323	18.9	4-4	277-344	80.5	8	1224	16.5
75	Mar 29	@ CHI	W	229	203	2133	2186	1-7	62-330	18.8	3-3	280-347	80.7	35	1259	16.8
76	Mar 31	@ MIN	W (OT)	231	204	2152	2220	1-2	63-332	19.0	5-5	285-352	81.0	10	1269	16.7
77	Apr 2	ANA	O (SO)	236	210	2182	2252	1-4	64-336	19.0	0-1	285-353	80.7	17	1286	16.7
78	Apr 4	@ EDM	L	239	215	2228	2277	1-5	65-341	19.1	4-5	289-358	80.7	25	1311	16.8
79	Apr 5	COL	L	240	219	2249	2303	0-4	65-345	18.8	2-2	291-360	80.8	9	1320	16.7
80	Apr 7	CGY	W	244	220	2274	2350	1-5	66-350	18.9	6-6	297-366	81.1	14	1334	16.7
81	Apr 9	LA	W	245	220	2302	2370	1-5	67-355	18.9	3-3	300-369	81.3	11	1345	16.6
82	Apr 11	@ COL	W (OT)	246	220	2335	2392	0-2	67-357	18.8	2-2	302-371	81.4	6	1351	16.5

CANUCKS FINAL TEAM NOTES

2008.09 VANCOUVER CANUCKS FINAL TEAM NOTES

Overall record	45-27-10
Home record	24-12-5
Road record	21-15-5
Last 5 games	3-2-0
Last 10 games	6-3-1
Overtime record (this season)	8-10
Overtime record (all-time)	108-97-219
1-goal game record	17-19
2-goal game record	15-10
3-goal game record	13-8
Scoring first	33-8-6
Opponent scoring first	12-19-4
Leading after 1 period	25-5-4
Trailing after 1 period	9-18-2
Tied after 1 period	11-4-4
Leading after 2 periods	30-0-3
Trailing after 2 periods	5-21-2
Tied after 2 periods	10-6-5
Outshooting opponents	21-12-4
Outshot by opponent	20-13-6
Even shots	4-2-0

Vs Western Conference	35-21-8
vs Central	10-9-1
vs Pacific	10-6-4
vs Northwest	15-6-3

Vs Eastern Conference	10-6-2
vs Northeast	5-3-0
vs Atlantic	2-2-1
vs Southeast	3-1-1

MONTH BY MONTH RECORD	W-L-O	POINTS
October	6-5-0	12
November	8-3-2	18
December	6-7-1	13
January	2-5-5	9
February	9-2-0	18
March	11-3-1	23
April	3-2-1	7
Totals	45-27-10	100

GOALS BY PERIOD	1	2	3	OT	T	AVG
CANUCKS	70	84	84	5	243	3.0/game
Opponents	65	79	66	3	213	2.6/game

SHOTS BY PERIOD	1	2	3	OT	T	AVG
CANUCKS	731	825	744	35	2335	28.5/game
Opponents	764	821	761	46	2392	29.2/game

POWER PLAY	G	ATT	PCT
Overall	67	357	18.8 (T-16th NHL)
Home	39	193	20.2 (11th NHL)
Road	28	164	17.1 (T-19th NHL)

PENALTY KILLING	G	TSH	PCT
Overall	69	357	18.8 (T-16th NHL)
Home	39	193	20.2 (11th NHL)
Road	28	164	17.1 (T-19th NHL)

7 SHORTHANDED GOALS SCORED (T-16th NHL)

PENALTIES

GP	MIN	AVG/RANK
82	1351	16.5/game (28th NHL)

SITUATIONAL GOALS FOR & AGAINST

	For	Against
5 on 5	153	126
5 on 4	55	5
5 on 3	9	0
4 on 4	7	5
4 on 3	3	0
3 on 3	0	1
3 on 4	0	3
3 on 5	0	6
4 on 5	7	59
Empty net	8	7
Penalty shot	1	1
Totals	243	213

INDIVIDUAL LEADERS

Points	D. Sedin (82), H. Sedin (82), R. Kesler (59)
Goals	D. Sedin (31), A. Burrows (28), R. Kesler (26)
Assists	H. Sedin (60), D. Sedin (51), P. Demitra (33)
PPG	K. Wellwood (10), R. Kesler (10), D. Sedin (9)
SHG	A. Burrows (4), R. Kesler (2), R. Rypien (1)
GWG	H. Sedin (8), D. Sedin (7), S. Bernier (4)
3+ goals	-
PIM	S. O'Brien (196), A. Burrows (150), D. Hordichuk (109)
Shots	D. Sedin (285), R. Kesler (179), A. Burrows (175)
Plus/Minus	W. Mitchell (+29), D. Sedin (+24), A. Burrows (+23)

GOALTENDERS

	GPI	MIN	GA	AVG	W	L	OT/SO
J. LaBarbera	9	451	20	2.66	3	2	2
R. Luongo	54	3181	124	2.34	33	13	7
C. Sanford	19	973	42	2.59	7	8	0
C. Schneider	8	355	20	3.38	2	4	1

CANUCKS SPECIAL TEAMS SCORING

POWER PLAY	G	A	PTS
H. Sedin	4	22	26
K. Bieksa	5	20	25
D. Sedin	9	15	24
A. Edler	5	16	21
R. Kesler	10	8	18
P. Demitra	4	12	16
S. Salo	5	9	14
M. Sundin	5	9	14
K. Wellwood	10	3	13
M. Raymond	4	6	10
M. Ohlund	3	5	8
S. Bernier	2	5	7
J. Krog	1	0	1
T. Pyatt	0	1	1

SHORTHANDED	G	A	PTS
A. Burrows	4	1	5
R. Kesler	2	2	4
K. Bieksa	0	2	2
O. Vaananen	0	2	2
R. Rypien	1	0	1
J. Hansen	0	1	1
M. Ohlund	0	1	1



CANUCKS MOST—ONE PERIOD

Goals	4, three times, most recent Feb. 10/09 @ STL, third period.
Goals Allowed	3, 14 times, most recent Apr. 4/09 @ EDM, third period.
Shots	22, Apr. 4/09 @ EDM, second period.
Shots Allowed	21, Apr. 7/09 vs CGY, first period.

CANUCKS FEWEST—ONE PERIOD

Shots	0, Mar. 31/09 @ MIN, third period.
Shots Allowed	3, six times, most recent Mar. 13/09 vs LA, first period.

CANUCKS MOST—ONE GAME

Goals	7 (twice, latest Feb. 7/09 vs CHI)
Goals Allowed	6 (five times, latest Apr. 2/09 vs ANA)
Shots	46 (Apr. 4/09 @ EDM)
Shots Allowed	47 (Apr. 7/09 vs CGY)
Penalty Mins.	51 (Nov. 22/08 @ PIT)
Penalty Mins. Opp	63 (Mar. 29/09 @ CHI)

CANUCKS FEWEST—ONE GAME

Goals	0 (four times, latest Feb. 24/09 @ MTL)
Goals Allowed	0 (ten times, latest Apr. 11/09 @ COL)
Shots	10 (Oct. 13/08 @ WSH)
Shots allowed	17 (twice, latest Feb. 24/09 @ MTL)
Penalty Mins.	0 (Feb. 15/09 vs MTL)
Penalty Mins. Opp	2 (Jan. 20/09 @ SJ)

CANUCKS LARGEST—ONE GAME

Margin of victory	6 (Oct. 9/08 vs CGY, 6-0)
Margin of defeat	5 (Dec. 23/08 @ SJ, 0-5)

CANUCKS LONGEST—SEASON

Winning Streak

Home	11, Feb. 3-Mar. 19/09
Road	3, three times, most recent Mar. 27-31/09
Overall	4, five times, most recent Mar. 13-19/09

Losing Streak

Home	4, Jan. 9-15/09
Road	3, twice, Nov. 29-Dec. 4/09
Overall	4, Jan. 9-Jan. 15/09

Individual most—One game

Goals	2, 25 times: Ryan Kesler (4x), Daniel Sedin (4x), Steve Bernier (3x), Alex Burrows (3x), Henrik Sedin (3x), Pavol Demitra (2x), Jannik Hansen (1x), Willie Mitchell (1x), Mattias Ohlund (1x), Mason Raymond (1x), Mats Sundin (1x), Kyle Wellwood (1x)
Goals Allowed	3, Mike Cammalleri, Nov. 27/08 vs CGY
Assists	3, eight times: Henrik Sedin (3x), Pavol Demitra (1x), Alexander Edler (1x), Ryan Kesler (1x), Mattias Ohlund (1x), Daniel Sedin (1x)
Assists Allowed	4, Corey Perry, Oct. 31/08 @ ANA
Points	4, twice, Henrik Sedin (1-3-4) Feb. 19/09 @ OTT; Alexander Edler (1-3-4) Feb. 7/09 vs CHI
Points Allowed	5, Corey Perry (1-4-5), Oct. 31/08 @ ANA
Saves	46, Roberto Luongo, Apr. 7/09 vs CGY
Saves, Opponents	43, Dwayne Roloson, Apr. 4/09 @ EDM

Individual Longest—Season

Goals Streak	5, Daniel Sedin, (5-3-8) Nov. 19-27/08
Assist Streak	6, Daniel Sedin, twice, latest - (5-7-12) Mar. 24-Apr. 2/09
Points Streak	7, twice: Henrik Sedin, (5-9-14), Mar. 24-Apr. 4/09; Daniel Sedin, (6-4-10), Nov. 15-27/08



CANUCKS PROSPECTS SCORING

NAME	TEAM	LEAGUE	GP	G	A	PTS	PIM	+/-
Matt Butcher	Northern Michigan	NCAA	14	2	3	5	16	n/a
Taylor Ellington	Everett	WHL	69	6	26	32	130	-20
Mats Froshaug	Linköpings HC	J20 Superelit (SWE)	7	2	6	8	2	1
	Linköpings HC	Elitserien	20	0	1	1	0	n/a
	Linköpings HC	Champions H.L.	3	0	0	0	0	n/a
	Luleå HF	Elitserien	14	0	1	1	0	-1
	Sparta Sarpsborg	Eliteserien (NOR)	7	2	6	8	6	4
Kris Fredheim	Colorado College	NCAA	32	2	5	7	40	-5
Evgeni Gladskikh	Mytishi	KHL	43	3	12	15	26	n/a
Denis Grot	Nizhnekamsk	KHL	54	0	5	5	36	n/a
Cody Hodgson	Brampton Battalion	OHL	53	43	49	92	33	41
Ilya Kablukov	Torpedo Nizhni Novgorod	KHL	42	1	3	4	8	n/a
Ilya Krikunov	Torpedo Nizhni Novgorod	KHL	32	5	6	11	10	n/a
Taylor Matson	Minnesota	NCAA	13	1	0	1	2	n/a
Prab Rai	Seattle	WHL	61	25	40	65	29	11
Yann Sauve	Saint John	QMJHL	61	5	25	30	64	-4
Sergei Shirokov	CSKA Moscow	KHL	56	17	24	41	34	n/a
Sergei Topol	Ermak (Angarsk) – Div. 1	KHL	42	11	7	18	38	n/a
Patrick White	Minnesota	NCAA	36	7	9	16	18	n/a

NAME	TEAM	LEAGUE	GPI	MIN	REC	GAA	SV%	SO
Morgan Clark	Red Deer	WHL	20	957	4-9-2	3.76	.880	0
	Swift Current	WHL	8	406	3-2-1	4.13	.856	0

2008.09 SEASON SUMMARY 2 WINS 0 LOSSES 2 OT

AT VANCOUVER

Apr. 2, 2009	Canucks 5	Ducks 6 (SO)
Dec. 22, 2008	Canucks 4	Ducks 3

ATTENDANCE

18,630
18,630

GOALTENDER

Luongo/Hiller
Sanford/Hiller

W GOAL

Corey Perry
Daniel Sedin



AT ANAHEIM

Mar. 11, 2009	Canucks 3	Ducks 4 (OT)
Oct. 31, 2008	Canucks 7	Ducks 6 (SO)

ATTENDANCE

16,967
16,704

GOALTENDER

Luongo/Hiller
Luongo/Hiller, Giguere

W GOAL

Scott Niedermayer
Mattias Ohlund

GOALS BY PERIOD

	1ST	2ND	3RD	OT	TOTAL
CANUCKS	5	10	3	0	18
DUCKS	6	8	3	1	18

POWER PLAY %

	POWER PLAY	%	PENALTY KILLING	%
CANUCKS	5-22	22.7%	15-21	71.4%
DUCKS	6-21	28.6%	17-22	77.3%

SHOTS BY PERIOD

	1ST	2ND	3RD	OT	TOTAL
CANUCKS	39	43	34	4	120
DUCKS	35	50	44	8	137

CANUCKS

PLAYER	GP	G	A	P	+/-	PIM	PP	SH
Daniel Sedin	4	3	3	6	1	2	1	0
Alex Burrows	4	3	2	5	4	22	0	1
Steve Bernier	4	2	3	5	-1	0	1	0
Kevin Bieksa	4	1	4	5	E	4	0	0
Ryan Kesler	4	4	0	4	2	5	1	0
Henrik Sedin	4	1	3	4	2	4	0	0
Mason Raymond	3	1	2	3	-1	2	1	0
Pavol Demitra	3	0	3	3	1	2	0	0
Kyle Wellwood	4	2	0	2	1	0	0	0
Mattias Ohlund	4	1	1	2	-1	8	1	0
Taylor Pyatt	4	0	2	2	-2	2	0	0
Sami Salo	3	0	2	2	E	4	0	0
Jannik Hansen	2	0	2	2	3	2	0	0
Willie Mitchell	4	0	1	1	E	2	0	0
Shane O'Brien	4	0	1	1	1	7	0	0
Mats Sundin	2	0	1	1	-1	0	0	0
Rob Davison	1	0	1	1	2	0	0	0
Alexander Edler	4	0	0	0	E	0	0	0
Darcy Hordichuk	4	0	0	0	-2	12	0	0
Ryan Johnson	3	0	0	0	-1	0	0	0
Mike Brown	2	0	0	0	-1	13	0	0
Rick Rypien	1	0	0	0	-1	5	0	0

CANUCKS	GPI	MIN	W-L-O	GA	SA	SV	GAA	SV%
Roberto Luongo	3	194	1-0-2	15	110	95	4.65	.864
Curtis Sanford	1	60	1-0-0	3	27	24	3.00	.889

LAST	VANCOUVER	ANAHEIM
Last Home Win:	Dec. 22/08 (4-3)	Mar. 11/09 (4-3 OT)
Last Road Win:	Oct. 31/08 (7-6 SO)	Apr. 2/09 (6-5 SO)
Last Shutout:	Nov. 27/07	Nov. 9/06
	Roberto Luongo (4-0)	J.S. Giguere (6-0)
Last Tie Game:	Oct. 24/02 (2-2 at Van)	
Last Shootout:	Apr. 2/09 (5-6 L @ VAN)	

DUCKS

PLAYER	GP	G	A	P	+/-	PIM	PP	SH
Corey Perry	4	2	7	9	3	4	0	0
Teemu Selanne	3	5	2	7	1	6	3	0
Scott Niedermayer	4	3	4	7	1	6	2	0
Bobby Ryan	3	3	3	6	4	0	1	0
Ryan Getzlaf	4	1	4	5	-1	11	0	0
Chris Pronger	4	1	3	4	E	2	0	0
Ryan Whitney	2	0	4	4	E	0	0	0
Erik Christensen	2	0	2	2	E	0	0	0
Chris Kunitz	2	0	2	2	E	4	0	0
Steve Montador	2	1	0	1	E	6	0	0
Petteri Nokelainen	2	1	0	1	-2	0	0	0
Samuel Pahlsson	2	1	0	1	-1	4	0	0
Todd Marchant	4	0	1	1	-4	2	0	0
Andrew Ebbett	3	0	1	1	3	0	0	0
Brendan Mikkelsen	1	0	1	1	1	0	0	0
Rob Niedermayer	4	0	0	0	-5	2	0	0
George Parros	4	0	0	0	-1	14	0	0
Ryan Carter	3	0	0	0	1	2	0	0
Sheldon Brookbank	2	0	0	0	1	5	0	0
Mike Brown	2	0	0	0	E	5	0	0
Brett Festerling	2	0	0	0	-1	4	0	0
Bret Hedican	2	0	0	0	1	2	0	0
Travis Moen	2	0	0	0	-1	7	0	0
Brendan Morrison	2	0	0	0	-1	0	0	0
James Wisniewski	2	0	0	0	-1	2	0	0

DUCKS	GPI	MIN	W-L-O	GA	SA	SV	GAA	SV%
Jonas Hiller	4	217	2-1-1	14	107	93	3.87	.869
Jean-Sebastien Giguere	1	35	0-0-0	4	13	9	6.93	.692

LAST	VANCOUVER	ANAHEIM
Last Hat Trick:	Andrew Cassels	None
	Nov. 8/00	
Most Goals:	8 - Mar. 24/00	6 - Five times
Canucks in OT:	2-2-9	
Canucks in SO:	1-1	

CANUCKS vs CALGARY

2008.09 SEASON SUMMARY **4 WINS** **2 LOSSES** **0 OT**

AT VANCOUVER

Apr. 7, 2009	Canucks 4	Flames 1
Nov. 27, 2009	Canucks 3	Flames 4
Oct. 9, 2009	Canucks 6	Flames 0

ATTENDANCE

18,630
18,630
18,630

GOALTENDER

Luongo/Kiprusoff
Sanford/Kiprusoff
Luongo/Kiprusoff

W GOAL

Mattias Ohlund
Curtis Glencross
Henrik Sedin



AT CALGARY

Feb. 17, 2009	Canucks 4	Flames 3 (SO)
Nov. 29, 2008	Canucks 1	Flames 3
Oct. 11, 2008	Canucks 5	Flames 4 (OT)

ATTENDANCE

19,289
19,289
19,289

GOALTENDER

Luongo/Kiprusoff
Schneider/Kiprusoff
Luongo/Kiprusoff

W GOAL

Pavol Demitra
David Moss
Pavol Demitra

GOALS BY PERIOD

	1ST	2ND	3RD	OT	TOTAL
CANUCKS	6	6	9	1	22
FLAMES	5	5	5	0	15

POWER PLAY % PENALTY KILLING %

	POWER PLAY	%	PENALTY KILLING	%
CANUCKS	3-30	10.0%	29-31	93.5%
FLAMES	2-31	6.5%	27-30	90.0%

SHOTS BY PERIOD

	1ST	2ND	3RD	OT	TOTAL
CANUCKS	54	59	56	4	173
FLAMES	77	71	52	6	206

CANUCKS

PLAYER	GP	G	A	P	+/-	PIM	PP	SH
Daniel Sedin	6	3	5	8	2	0	0	0
Ryan Kesler	6	3	3	6	1	6	1	1
Mattias Ohlund	6	3	3	6	4	6	2	0
Henrik Sedin	6	2	4	6	2	4	0	0
Alex Burrows	6	2	3	5	1	6	0	0
Alexander Edler	6	0	5	5	5	2	0	0
Rick Rypien	3	3	0	3	1	9	0	1
Steve Bernier	5	1	2	3	4	7	0	0
Jannik Hansen	5	0	3	3	2	4	0	0
Ryan Johnson	4	0	3	3	2	4	0	0
Kyle Wellwood	4	1	1	2	E	2	0	0
Taylor Pyatt	5	0	2	2	-1	9	0	0
Kevin Bieksa	6	1	0	1	1	4	0	0
Pavol Demitra	6	1	0	1	E	0	0	0
Darcy Hordichuk	6	1	0	1	3	11	0	0
Mason Raymond	5	1	0	1	-2	2	0	0
Willie Mitchell	6	0	1	1	3	7	0	0
Sami Salo	6	0	1	1	-2	0	0	0
Mats Sundin	2	0	1	1	1	0	0	0
Mike Brown	1	0	1	1	E	5	0	0
Shane O'Brien	6	0	0	0	1	10	0	0
Alexandre Bolduc	2	0	0	0	E	2	0	0

CANUCKS

	GPI	MIN	W-L-OT	GA	SA	SV	GAA	SV%
Roberto Luongo	4	248	4-0-0	8	142	134	1.93	.944
Cory Schneider	1	60	0-1-0	3	31	28	3.01	.903
Curtis Sanford	1	59	0-1-0	4	33	29	4.09	.879

LAST VANCOUVER CALGARY

Last Home Win:	Apr. 7/09 (4-1)	Nov. 29/08 (3-1)
Last Road Win:	Feb. 17/09 (4-3 SO)	Nov. 27/08 (4-3)
Last Shutout:	Oct. 9/08	Nov. 5/05
	Roberto Luongo (6-0)	Miikka Kiprusoff (1-0)
Last Tie Game:	Nov. 29/03 (4-4 @ CGY)	
Last Shootout:	Feb. 17/09 (4-3W @ CGY)	

FLAMES

PLAYER	GP	G	A	P	+/-	PIM	PP	SH
Mike Cammalleri	6	4	2	6	E	4	1	0
Jarome Iginla	6	2	4	6	-1	11	0	0
Daymond Langkow	6	2	3	5	E	4	1	0
Rene Bourque	5	2	2	4	-2	2	0	0
Dion Phaneuf	6	0	4	4	-3	7	0	0
Curtis Glencross	6	1	2	3	1	2	0	0
Todd Bertuzzi	6	1	1	2	-8	12	0	0
David Moss	6	1	1	2	E	2	0	0
Craig Conroy	6	0	2	2	-1	2	0	0
Mark Giordano	5	0	2	2	E	2	0	0
Matthew Lombardi	5	1	0	1	E	2	0	0
Andre Roy	4	1	0	1	E	9	0	0
Robyn Regehr	4	0	1	1	1	7	0	0
Wayne Primeau	3	0	1	1	E	4	0	0
Brandon Prust	3	0	1	1	E	14	0	0
Olli Jokinen	1	0	1	1	-1	0	0	0
Adrian Aucoin	6	0	0	0	-1	6	0	0
Adam Pardy	5	0	0	0	-2	4	0	0
Cory Sarich	5	0	0	0	-3	0	0	0
Eric Nystrom	4	0	0	0	-1	0	0	0
James Vandermeer	3	0	0	0	-3	4	0	0
Dustin Boyd	2	0	0	0	-2	0	0	0
Jordan Leopold	1	0	0	0	-1	2	0	0
Jamie Lundmark	1	0	0	0	-1	0	0	0
Matt Pelech	1	0	0	0	E	2	0	0
Warren Peters	1	0	0	0	E	0	0	0

FLAMES

	GPI	MIN	W-L-OT	GA	SA	SV	GAA	SV%
Miikka Kiprusoff	6	369	2-2-2	22	173	151	3.58	.873

LAST VANCOUVER CALGARY

Last Hat Trick:	Brendan Morrison	Mike Cammalleri
	Nov. 29/03	Nov. 27/08
Most Goals:	11-Mar. 1/92	12 - Mar.12/75
	VAN 11 vs CGY 0	VAN 4 @ ATL 12
Canucks in OT:	7-8-24	
Canucks in SO:	1-1	

2008.09 SEASON SUMMARY 2 WINS 2 LOSSES 0 OT

AT VANCOUVER

DATE	CANUCKS	BLACKHAWKS	ATTENDANCE	GOALTENDER	W GOAL
Feb. 7, 2009	Canucks 7	Blackhawks 3	18,630	Luongo/Khabibulin, Huet	Steve Bernier
Dec. 20, 2008	Canucks 1	Blackhawks 3	18,630	Sanford/Huet	Patrick Sharp

AT CHICAGO

DATE	CANUCKS	BLACKHAWKS	ATTENDANCE	GOALTENDER	W GOAL
Mar. 29, 2009	Canucks 4	Blackhawks 0	21,673	Luongo/Khabibulin	Daniel Sedin
Oct. 19, 2008	Canucks 2	Blackhawks 4	21,193	Luongo/Huet	Patrick Kane



GOALS BY PERIOD	1ST	2ND	3RD	OT	TOTAL	POWER PLAY	%	PENALTY KILLING	%	
CANUCKS	6	4	4	0	14	CANUCKS	5-25	20.0%	14-17	82.4%
BLACKHAWKS	2	3	5	0	10	BLACKHAWKS	3-17	17.6%	20-25	80.0%

SHOTS BY PERIOD	1ST	2ND	3RD	OT	TOTAL
CANUCKS	38	39	33	0	110
BLACKHAWKS	44	36	45	0	125

CANUCKS

PLAYER	GP	G	A	P	+/-	PIM	PP	SH
Daniel Sedin	4	4	2	6	3	4	1	0
Henrik Sedin	4	2	4	6	3	2	0	0
Ryan Kesler	4	3	2	5	E	0	2	0
Alexander Edler	4	1	3	4	E	2	1	0
Mats Sundin	2	1	3	4	-1	0	1	0
Alex Burrows	4	1	2	3	3	2	0	0
Pavol Demitra	4	1	2	3	E	2	0	0
Steve Bernier	4	1	1	2	-1	2	0	0
Mason Raymond	4	0	2	2	1	0	0	0
Mattias Ohlund	4	0	1	1	1	4	0	0
Jannik Hansen	3	0	1	1	-3	0	0	0
Sami Salo	3	0	1	1	E	0	0	0
Rob Davison	1	0	1	1	E	0	0	0
Kevin Bieksa	4	0	0	0	2	21	0	0
Darcy Hordichuk	4	0	0	0	E	2	0	0
Willie Mitchell	4	0	0	0	-1	4	0	0
Taylor Pyatt	4	0	0	0	1	4	0	0
Ryan Johnson	3	0	0	0	E	0	0	0
Shane O'Brien	3	0	0	0	1	19	0	0
Kyle Wellwood	2	0	0	0	E	2	0	0
Mike Brown	1	0	0	0	E	7	0	0
Jason Jaffray	1	0	0	0	E	0	0	0
Lawrence Nycholat	1	0	0	0	E	0	0	0

BLACKHAWKS

PLAYER	GP	G	A	P	+/-	PIM	PP	SH
Kris Versteeg	4	1	4	5	E	0	0	1
Patrick Sharp	4	3	1	4	1	0	1	0
Patrick Kane	4	2	2	4	1	2	1	0
Jonathan Toews	4	1	2	3	E	4	0	0
Cameron Barker	3	0	3	3	3	10	0	0
Martin Havlat	4	1	0	1	-2	6	1	0
Brent Seabrook	4	1	0	1	-3	2	0	0
Adam Burish	3	1	0	1	1	23	0	0
Dustin Byfuglien	4	0	1	1	-2	6	0	0
Brian Campbell	4	0	1	1	1	2	0	0
Ben Eager	4	0	1	1	1	28	0	0
Duncan Keith	4	0	1	1	-4	16	0	0
Andrew Ladd	4	0	1	1	-3	2	0	0
Matt Walker	2	0	1	1	2	0	0	0
Craig Adams	1	0	1	1	1	0	0	0
Dave Bolland	4	0	0	0	-5	10	0	0
Troy Brouwer	3	0	0	0	-1	2	0	0
Colin Fraser	3	0	0	0	1	2	0	0
Aaron Johnson	2	0	0	0	-1	2	0	0
Brent Sopel	2	0	0	0	-1	0	0	0
Jordan Hendry	1	0	0	0	E	0	0	0
Niklas Hjalmarsson	1	0	0	0	-1	0	0	0
Samuel Pahlsson	1	0	0	0	E	0	0	0
Jack Skille	1	0	0	0	E	0	0	0
James Wisniewski	1	0	0	0	E	0	0	0

CANUCKS	GPI	MIN	W-L-O	GA	SA	SV	GAA	SV%
Roberto Luongo	3	178	2-1-0	7	91	84	2.36	.923
Curtis Sanford	1	59	0-1-0	2	33	31	2.02	.939

BLACKHAWKS	GPI	MIN	W-L-O	GA	SA	SV	GAA	SV%
Cristobal Huet	3	140	2-0-0	6	70	64	2.58	.914
Nikolai Khabibulin	2	99	0-2-0	8	40	32	4.87	.800

LAST	VANCOUVER	CHICAGO
Last Home Win:	Feb. 7/09 (7-3)	Oct. 19/08 (4-2)
Last Road Win:	Mar. 29/09 (4-0)	Dec. 20/08 (3-1)
Last Shutout:	Mar. 29/09 Roberto Luongo (4-0)	Feb. 7/07 Patrick Lalime (3-0)
Last Tie Game:	Nov. 28/01 (3-3 @ CHI)	
Last Shootout:	Feb. 10/08 (3-2 W @ VAN)	

LAST	VANCOUVER	CHICAGO
Last Hat Trick:	Stan Smyl Dec. 14/86	Tyler Arnason Mar. 19/04
Most Goals:	7 - Twice	9 - Three times
Canucks in OT:	6-4-9	
Canucks in SO:	3-0	

CANUCKS vs COLUMBUS

2008.09 SEASON SUMMARY 1 WIN 2 LOSSES 1 OT

AT VANCOUVER

			ATTENDANCE	GOALTENDER	W GOAL
Mar. 1, 2009	Canucks 3	Blue Jackets 1	18,630	Luongo/Mason	Ryan Kesler
Jan. 18, 2009	Canucks 5	Blue Jackets 6 (SO)	18,630	Luongo/Mason	Jason Williams

AT COLUMBUS

			ATTENDANCE	GOALTENDER	W GOAL
Dec. 1, 2008	Canucks 2	Blue Jackets 3	13,299	Sanford, Schneider/Mason	Kristian Huselius
Oct. 21, 2008	Canucks 2	Blue Jackets 4	12,057	Luongo/Leclaire	Derek Dorsett



GOALS BY PERIOD	1ST	2ND	3RD	OT	TOTAL	POWER PLAY	%	PENALTY KILLING	%	
CANUCKS	3	4	5	0	12	CANUCKS	5-17	29.4%	16-19	84.2%
BLUE JACKETS	3	4	6	0	13	BLUE JACKETS	3-19	15.8%	12-17	70.6%

SHOTS BY PERIOD	1ST	2ND	3RD	OT	TOTAL
CANUCKS	36	30	50	1	117
BLUE JACKETS	27	37	43	3	110

CANUCKS

PLAYER	GP	G	A	P	+/-	PIM	PP	SH
Kevin Bieksa	4	3	1	4	1	9	1	0
Henrik Sedin	4	1	3	4	-5	2	1	0
Kyle Wellwood	4	2	1	3	1	0	2	0
Ryan Kesler	4	1	2	3	-1	5	0	0
Mats Sundin	2	1	2	3	2	0	0	0
Alexander Edler	4	0	3	3	-3	2	0	0
Daniel Sedin	4	0	3	3	-3	2	0	0
Alex Burrows	4	1	1	2	-2	6	0	0
Steve Bernier	4	1	0	1	-3	2	0	0
Taylor Pyatt	4	1	0	1	-1	0	0	0
Sami Salo	2	1	0	1	-1	2	1	0
Willie Mitchell	4	0	1	1	2	6	0	0
Mattias Ohlund	4	0	1	1	-2	2	0	0
Pavol Demitra	3	0	1	1	2	4	0	0
Jannik Hansen	3	0	1	1	E	2	0	0
Mason Raymond	3	0	1	1	E	2	0	0
Shane O'Brien	4	0	0	0	-1	9	0	0
Ryan Johnson	3	0	0	0	E	0	0	0
Mike Brown	2	0	0	0	E	10	0	0
Darcy Hordichuk	2	0	0	0	E	5	0	0
Rob Davison	1	0	0	0	-1	12	0	0
Jason Jaffray	1	0	0	0	E	0	0	0
Jason Krog	1	0	0	0	E	2	0	0
Lawrence Nycholat	1	0	0	0	-1	0	0	0

CANUCKS	GPI	MIN	W-L-O	GA	SA	SV	GAA	SV%
Roberto Luongo	3	184	1-1-1	9	80	71	2.94	.888
Curtis Sanford	1	20	0-0-0	0	11	11	0.00	1.00
Cory Schneider	1	39	0-1-0	3	18	15	4.65	.833

LAST	VANCOUVER	COLUMBUS
Last Home Win:	Mar. 1/09 (3-1)	Dec. 1/08 (3-2)
Last Road Win:	Oct. 21/07 (4-1)	Jan. 18/09 (6-5 SO)
Last Shutout:	Nov. 29/07 Roberto Luongo (2-0)	None
Last Tie Game:	Feb. 5/03 (4-4 @ CBJ)	
Last Shootout:	Jan. 18/09 (6-5 L @ VAN)	

BLUE JACKETS

PLAYER	GP	G	A	P	+/-	PIM	PP	SH
Rick Nash	4	3	5	8	2	8	0	0
Kristian Huselius	4	2	3	5	-1	0	1	0
Manny Malhotra	4	1	3	4	1	4	0	0
Mike Commodore	4	1	2	3	6	2	0	0
Marc Methot	4	0	2	2	-2	2	0	0
Jakub Voracek	4	0	2	2	-1	2	0	0
Andrew Murray	4	1	0	1	1	0	0	0
Derek Dorsett	3	1	0	1	1	22	0	0
Raffi Torres	3	1	0	1	E	0	0	0
Jason Chimera	2	1	0	1	E	0	0	0
Fredrik Modin	2	1	0	1	E	4	1	0
Jason Williams	2	1	0	1	-1	2	1	0
Jan Hejda	4	0	1	1	5	0	0	0
R.J. Umberger	4	0	1	1	2	5	0	0
Jared Boll	3	0	1	1	2	10	0	0
Michael Peca	3	0	1	1	1	0	0	0
Kris Russell	3	0	1	1	-1	2	0	0
Derick Brassard	2	0	1	1	E	0	0	0
Fedor Tyutin	4	0	0	0	-1	6	0	0
Christian Backman	2	0	0	0	-1	0	0	0
Nikita Filatov	1	0	0	0	E	0	0	0
Chris Gratton	1	0	0	0	E	2	0	0
Rostislav Klesla	1	0	0	0	1	0	0	0
Jiri Novotny	1	0	0	0	2	2	0	0
Alexandre Picard	1	0	0	0	E	17	0	0
Aaron Rome	1	0	0	0	E	0	0	0
Ole-Kristian Tollefsen	1	0	0	0	-1	0	0	0

BLUE JACKETS	GPI	MIN	W-L-O	GA	SA	SV	GAA	SV%
Steve Mason	3	185	2-1-0	10	92	82	3.24	.891
Pascal Leclaire	1	60	1-0-0	2	25	23	2.00	.920

LAST	VANCOUVER	COLUMBUS
Last Hat Trick:	None	None
Most Goals:	7 - Twice	6 - Three times
Canucks in OT:	2-2-3	
Canucks in SO:	0-2	



2008.09 SEASON SUMMARY 2 WINS 2 LOSSES 0 OT

AT VANCOUVER

DATE	CANUCKS	OPPONENT	ATTENDANCE	GOALTENDER	W GOAL
Nov. 24, 2008	3	Red Wings 2 (OT)	18,630	Sanford/Osgood	Sami Salo
Nov. 2, 2008	2	Red Wings 3	18,630	Luongo/Osgood	Henrik Zetterberg

AT DETROIT

DATE	CANUCKS	OPPONENT	ATTENDANCE	GOALTENDER	W GOAL
Dec. 4, 2008	5	Red Wings 6	19,116	Sanford, Schneider/Osgood	Daniel Cleary
Oct. 16, 2008	4	Red Wings 3 (OT)	19,011	Luongo/Osgood	Alex Burrows

GOALS BY PERIOD	1ST	2ND	3RD	OT	TOTAL	POWER PLAY	%	PENALTY KILLING	%	
CANUCKS	3	4	5	2	14	CANUCKS	2-17	11.8%	12-19	63.2%
RED WINGS	5	5	4	0	14	RED WINGS	7-19	36.8%	15-17	88.2%

SHOTS BY PERIOD	1ST	2ND	3RD	OT	TOTAL
CANUCKS	26	32	38	9	105
RED WINGS	38	55	37	0	130

CANUCKS

PLAYER	GP	G	A	P	+/-	PIM	PP	SH
Daniel Sedin	4	1	4	5	4	0	0	0
Mason Raymond	4	2	2	4	4	4	0	0
Sami Salo	4	1	3	4	4	2	1	0
Alex Burrows	4	2	1	3	2	6	0	0
Henrik Sedin	4	2	1	3	2	6	0	0
Shane O'Brien	4	0	3	3	E	4	0	0
Pavol Demitra	3	0	3	3	1	0	0	0
Taylor Pyatt	4	2	0	2	E	2	0	0
Kyle Wellwood	3	2	0	2	2	0	1	0
Alexander Edler	4	0	2	2	1	2	0	0
Willie Mitchell	4	0	2	2	1	6	0	0
Mattias Ohlund	4	0	2	2	3	4	0	0
Ryan Kesler	4	1	0	1	1	0	0	0
Jannik Hansen	3	1	0	1	2	0	0	0
Steve Bernier	4	0	1	1	E	0	0	0
Kevin Bieksa	2	0	1	1	1	4	0	0
Darcy Hordichuk	3	0	0	0	E	5	0	0
Ryan Johnson	3	0	0	0	E	0	0	0
Mike Brown	2	0	0	0	-1	5	0	0
Rob Davison	1	0	0	0	-1	0	0	0
Jason Jaffray	1	0	0	0	-1	0	0	0
Jason Krog	1	0	0	0	E	0	0	0
Lawrence Nycholat	1	0	0	0	E	2	0	0
Rick Rypien	1	0	0	0	E	0	0	0

CANUCKS	GPI	MIN	W-L-O	GA	SA	SV	GAA	SV%
Roberto Luongo	2	119	1-1-0	6	58	52	3.03	.897
Curtis Sanford	2	109	1-1-0	8	67	59	4.42	.881
Cory Schneider	1	13	0-0-0	0	5	5	0.00	1.00

LAST	VANCOUVER	DETROIT
Last Home Win:	Nov. 24/08 (3-2 OT)	Dec. 4/08 (6-5)
Last Road Win:	Oct. 16/08 (4-3 OT)	Nov. 2/08 (3-2)
Last Shutout:	Dec. 15/01 Dan Cloutier (3-0)	Jan. 14/98 Chris Osgood (4-0)
Last Tie Game:	Mar. 13/01 (2-2 @ DET)	
Last Shootout:	Jan. 17/08 (3-2 L @ DET)	

RED WINGS

PLAYER	GP	G	A	P	+/-	PIM	PP	SH
Nicklas Lidstrom	4	1	5	6	-1	0	0	0
Jiri Hudler	4	2	2	4	-2	0	0	0
Brian Rafalski	4	2	2	4	-1	2	2	0
Mikael Samuelsson	4	2	2	4	-1	2	1	0
Pavel Datsyuk	4	1	3	4	1	2	1	0
Daniel Cleary	3	3	0	3	-3	4	1	0
Henrik Zetterberg	3	1	2	3	-3	0	1	0
Valterri Filppula	4	0	2	2	-2	2	0	0
Marian Hossa	4	0	2	2	1	2	0	0
Andreas Lilja	4	0	2	2	E	0	0	0
Derek Meech	3	1	0	1	-1	2	0	0
Tomas Holmstrom	2	1	0	1	E	0	1	0
Tomas Kopecky	4	0	1	1	1	2	0	0
Niklas Kronwall	4	0	1	1	-5	2	0	0
Kirk Maltby	4	0	1	1	-1	2	0	0
Brett Lebda	3	0	1	1	E	2	0	0
Kris Draper	4	0	0	0	-3	4	0	0
Brad Stuart	4	0	0	0	-3	2	0	0
Johan Franzen	3	0	0	0	-1	8	0	0
Darren McCarty	2	0	0	0	E	10	0	0
Darren Helm	1	0	0	0	E	0	0	0

RED WINGS	GPI	MIN	W-L-O	GA	SA	SV	GAA	SV%
Chris Osgood	4	243	2-0-2	14	105	91	3.46	.867

LAST	VANCOUVER	DETROIT
Last Hat Trick:	Todd Bertuzzi Nov. 13/05	Dino Cicarelli Apr. 5/94
Most Goals:	9 - Twice	11 - Feb. 27/85
Canucks in OT:	2-4-10	
Canucks in SO:	0-1	

CANUCKS vs ST. LOUIS

2008.09 SEASON SUMMARY 2 WINS 2 LOSSES 0 OT

AT VANCOUVER

Mar. 19, 2009	Canucks 3	Blues 0
Jan. 9, 2009	Canucks 4	Blues 6

ATTENDANCE

18,630
18,630

GOALTENDER

Luongo/Mason
LaBarbera/Legace

W GOAL

Alex Burrows
Brad Boyes

AT ST. LOUIS

Mar. 26, 2009	Canucks 2	Blues 4
Feb. 10, 2009	Canucks 6	Blues 4

ATTENDANCE

19,250
16,431

GOALTENDER

Luongo/Mason
Luongo/Mason

W GOAL

David Perron
Jannik Hansen



GOALS BY PERIOD	1ST	2ND	3RD	OT	TOTAL
CANUCKS	3	4	8	0	15
BLUES	3	5	6	0	14

	POWER PLAY	%	PENALTY KILLING	%
CANUCKS	3-14	21.4%	14-19	73.7%
BLUES	5-19	26.3%	11-14	78.6%

SHOTS BY PERIOD	1ST	2ND	3RD	OT	TOTAL
CANUCKS	31	29	36	0	96
BLUES	43	46	37	0	126

CANUCKS

PLAYER	GP	G	A	P	+/-	PIM	PP	SH
Henrik Sedin	4	1	4	5	4	0	0	0
Daneil Sedin	4	1	4	5	4	2	1	0
Willie Mitchell	4	2	2	4	6	6	0	0
Alex Burrows	4	3	0	3	3	6	0	0
Pavol Demitra	4	1	2	3	E	4	0	0
Ryan Kesler	4	1	2	3	E	0	1	0
Kevin Bieksa	4	0	3	3	-1	7	0	0
Mats Sundin	4	2	0	2	-1	8	1	0
Jannik Hansen	3	2	0	2	3	4	0	0
Taylor Pyatt	3	1	1	2	1	0	0	0
Mattias Ohlund	4	0	2	2	-1	0	0	0
Mason Raymond	3	1	0	1	-3	2	0	0
Steve Bernier	4	0	1	1	-3	0	0	0
Alexander Edler	4	0	1	1	-2	2	0	0
Sami Salo	3	0	1	1	2	4	0	0
Kyle Wellwood	3	0	1	1	-2	0	0	0
Darcy Hordichuk	4	0	0	0	1	0	0	0
Ryan Johnson	4	0	0	0	E	2	0	0
Shane O'Brien	2	0	0	0	2	4	0	0
Rob Davison	1	0	0	0	E	0	0	0
Lawrence Nycholat	1	0	0	0	-1	0	0	0
Ossi Vaananen	1	0	0	0	2	0	0	0

BLUES

PLAYER	GP	G	A	P	+/-	PIM	PP	SH
Patrik Berglund	4	1	5	6	1	0	0	0
T.J. Oshie	4	2	3	5	3	0	0	0
Keith Tkachuk	4	1	3	4	E	2	1	0
Carlo Colaiacovo	4	0	4	4	1	2	0	0
David Backes	4	2	1	3	E	4	0	1
Brad Boyes	4	2	1	3	-4	0	2	0
Andy McDonald	3	2	1	3	-4	4	1	0
David Perron	4	1	2	3	E	6	1	0
Roman Polak	3	0	2	2	-1	0	0	0
Brandon Crombeen	4	1	0	1	-2	4	0	0
Alexander Steen	4	1	0	1	-1	0	0	0
Steve Wagner	1	1	0	1	1	0	0	0
Barret Jackman	4	0	1	1	-5	4	0	0
Jeff Woywitka	4	0	1	1	-2	2	0	0
Mike Weaver	3	0	1	1	-1	0	0	0
Tyson Strachan	2	0	1	1	2	2	0	0
Yan Stastny	1	0	1	1	E	0	0	0
Jay McClement	4	0	0	0	-3	2	0	0
Brad Winchester	4	0	0	0	1	2	0	0
Dan Hinote	3	0	0	0	E	5	0	0
Jay McKee	3	0	0	0	-2	0	0	0
Cam Janssen	1	0	0	0	E	0	0	0

CANUCKS	GPI	MIN	W-L-OT	GA	SA	SV	GAA	SV%
Roberto Luongo	3	180	2-1-0	8	90	82	2.67	.911
Jason LaBarbera	1	60	0-1-0	6	36	30	6.00	.833

BLUES	GPI	MIN	W-L-OT	GA	SA	SV	GAA	SV%
Chris Mason	3	175	1-2-0	10	73	63	3.44	.863
Manny Legace	1	60	1-0-0	4	22	18	4.00	.818

LAST	VANCOUVER	ST. LOUIS
Last Home Win:	Mar. 19/09 (3-0)	Mar. 26/09 (4-2)
Last Road Win:	Feb. 10/09 (6-4)	Jan. 9/09 (6-4)
Last Shutout:	Mar. 19/09 Roberto Luongo (3-0)	Jan. 23/06 Curtis Sanford (4-0)
Last Tie Game:	Mar. 13/03 (4-4 @ VAN)	
Last Shootout:	Jan. 23/08 (3-2 W @ VAN)	

LAST	VANCOUVER	ST. LOUIS
Last Hat Trick:	Alexander Mogilny Dec. 15/96	Brett Hull Mar. 2/92
Most Goals:	8 - Four times	9 - Feb.7/81 VAN 2 @ STL 9
Canucks in OT:	5-1-8	
Canucks in SO:	2-0	

2008.09 SEASON SUMMARY 1 WIN 2 LOSSES 1 OT

AT VANCOUVER

Mar. 7, 2009	Canucks 3	Sharks 1
Jan. 10, 2009	Canucks 2	Sharks 4

ATTENDANCE

18,630
18,630

GOALTENDER

Luongo/Boucher
Sanford/Boucher

W GOAL

Mats Sundin
Patrick Marleau



AT SAN JOSE

Jan. 20, 2009	Canucks 1	Sharks 2 (OT)
Dec. 23, 2008	Canucks 0	Sharks 5

ATTENDANCE

17,496
17,496

GOALTENDER

Luongo/Nabokov
Schneider, Sanford/Nabokov

W GOAL

Patrick Marleau
Rob Blake

GOALS BY PERIOD	1ST	2ND	3RD	OT	TOTAL
CANUCKS	4	1	1	0	6
SHARKS	4	4	3	1	12

POWER PLAY	%	PENALTY KILLING	%
CANUCKS	2-15	13-19	68.4%
SHARKS	6-19	13-15	86.7%

SHOTS BY PERIOD	1ST	2ND	3RD	OT	TOTAL
CANUCKS	29	48	25	0	102
SHARKS	41	35	36	4	116

CANUCKS

PLAYER	GP	G	A	P	+/-	PIM	PP	SH
Daniel Sedin	4	1	2	3	1	6	0	0
Henrik Sedin	4	0	3	3	2	2	0	0
Mats Sundin	3	2	0	2	E	6	1	0
Kevin Bieksa	4	1	1	2	-2	2	1	0
Ryan Kesler	4	0	2	2	-1	2	0	0
Alexander Edler	4	1	0	1	1	0	0	0
Taylor Pyatt	3	1	0	1	1	0	0	0
Shane O'Brien	4	0	1	1	1	8	0	0
Mattias Ohlund	4	0	1	1	-1	4	0	0
Pavol Demitra	3	0	1	1	E	0	0	0
Sami Salo	2	0	1	1	E	0	0	0
Steve Bernier	4	0	0	0	-2	2	0	0
Alex Burrows	4	0	0	0	-3	4	0	0
Darcy Hordichuk	4	0	0	0	E	2	0	0
Willie Mitchell	4	0	0	0	E	2	0	0
Mason Raymond	4	0	0	0	-1	0	0	0
Kyle Wellwood	4	0	0	0	E	0	0	0
Jannik Hansen	3	0	0	0	-2	0	0	0
Ryan Johnson	3	0	0	0	-1	0	0	0
Rob Davison	2	0	0	0	-2	4	0	0
Jason Jaffray	1	0	0	0	-1	0	0	0

SHARKS

PLAYER	GP	G	A	P	+/-	PIM	PP	SH
Patrick Marleau	4	4	3	7	1	0	3	0
Joe Thornton	4	2	5	7	1	0	1	0
Devin Setoguchi	4	2	1	3	E	2	1	0
Rob Blake	3	2	1	3	2	2	1	0
Dan Boyle	4	0	3	3	-1	4	0	0
Tomas Plihal	4	1	1	2	2	2	0	0
Jonathan Cheechoo	4	0	2	2	1	4	0	0
Ryane Clowe	4	0	2	2	2	0	0	0
Mike Grier	3	1	0	1	1	0	0	0
Joe Pavelski	4	0	1	1	1	0	0	0
Marc-Edouard Vlasic	4	0	1	1	2	0	0	0
Marcel Goc	3	0	1	1	1	2	0	0
Douglas Murray	4	0	0	0	2	2	0	0
Christian Ehrhoff	3	0	0	0	E	0	0	0
Milan Michalek	3	0	0	0	-1	0	0	0
Alexei Semenov	3	0	0	0	-1	8	0	0
Jody Shelley	3	0	0	0	E	4	0	0
Derek Joslin	2	0	0	0	E	0	0	0
Brad Lukowich	2	0	0	0	-1	0	0	0
Jamie McGinn	2	0	0	0	E	0	0	0
Brad Staubitz	2	0	0	0	E	4	0	0
Tom Cavanagh	1	0	0	0	E	0	0	0
Claude Lemieux	1	0	0	0	E	0	0	0
Travis Moen	1	0	0	0	E	0	0	0

CANUCKS	GPI	MIN	W-L-OT	GA	SA	SV	GAA	SV%
Roberto Luongo	2	123	1-0-1	3	58	55	1.46	.948
Curtis Sanford	2	98	0-1-0	4	43	39	2.45	.907
Cory Schneider	1	21	0-1-0	5	15	10	14.48	.667

SHARKS	GPI	MIN	W-L-OT	GA	SA	SV	GAA	SV%
Evgeni Nabokov	2	123	2-0-0	1	47	46	0.49	.979
Brian Boucher	2	118	1-1-0	5	55	50	2.55	.909

LAST	VANCOUVER	SAN JOSE
Last Home Win:	Mar. 7/09 (3-1)	Jan. 20/09 (2-1 OT)
Last Road Win:	Apr. 7/07 (4-3 OT)	Jan. 10/09 (4-2)
Last Shutout:	Feb. 8/01 Bob Essensa (0-0)	Dec. 23/08 Evgeni Nabokov (5-0)
Last Tie Game:	Feb. 8/01 (0-0 @ VAN)	
Last Shootout:	None	

LAST	VANCOUVER	SAN JOSE
Last Hat Trick:	Markus Naslund Oct. 21/02	Vincent Damphousse Apr. 3/99
Most Goals:	8 - Twice	7 - Four times
Canucks in OT:	4-2-9	

ALL-TIME PLAYOFF OPPONENTS

ALL-TIME PLAYOFF OPPONENTS

Team	Series	W	L	GP	W	L	GF	GA	PCT	Last Mtg.	RD	Result
Anaheim	1	0	1	5	1	4	8	14	.200	2007	CSF	1-4 L
Buffalo	2	0	2	7	1	6	14	28	.143	1981	PR	0-3 L
Calgary	6	2	4	32	15	17	96	101	.468	2004	CQF	3-4 L
Chicago	2	1	1	9	4	5	24	24	.444	1995	CSF	0-4 L
Colorado	2	0	2	10	2	8	26	40	.200	2001	CQF	0-4 L
Dallas	2	2	0	12	8	4	31	23	.667	2007	CQF	4-3 W
Detroit	1	0	1	6	2	4	16	22	.333	2002	CQF	2-4 L
Edmonton	2	0	2	9	2	7	20	35	.222	1992	DF	2-4 L
Los Angeles	3	1	2	17	8	9	60	66	.470	1993	DF	2-4 L
Minnesota	1	0	1	7	3	4	17	21	.429	2003	CSF	3-4 L
Montreal	1	0	1	5	1	4	9	20	.200	1975	QF	1-4 L
NY Islanders	2	0	2	6	0	6	14	26	.000	1982	F	0-4 L
NY Rangers	1	0	1	7	3	4	19	21	.428	1994	F	3-4 L
Philadelphia	1	0	1	3	1	2	9	15	.333	1979	PR	1-2 L
St. Louis	2	2	0	14	8	6	44	48	.571	2003	CQF	4-3 W
Toronto	1	1	0	5	4	1	16	9	.800	1994	CF	4-1 W
Winnipeg	2	2	0	13	8	5	50	34	.615	1993	DSF	4-2 W
TOTALS	32	11	21	167	71	96	473	547	.425			

HOME

ROAD

Team	GP	W	L	GF	GA	GP	W	L	GF	GA
Anaheim	2	0	2	4	6	3	1	2	4	8
Buffalo	3	1	2	9	12	4	0	4	5	16
Calgary	16	8	8	50	46	16	7	9	46	55
Chicago	4	2	2	14	13	5	2	3	10	11
Colorado	5	1	4	10	19	5	1	4	16	21
Dallas	7	4	3	18	15	5	4	1	13	8
Detroit	3	0	3	7	13	3	2	1	9	9
Edmonton	4	2	2	12	12	5	0	5	8	23
Los Angeles	9	4	5	26	30	8	4	4	35	36
Minnesota	4	1	3	10	17	3	2	1	7	9
Montreal	2	0	2	1	8	3	1	2	8	12
NY Islanders	3	0	3	2	9	3	0	3	12	17
NY Rangers	4	2	2	12	11	3	1	2	7	10
Philadelphia	1	0	1	4	6	2	1	1	5	9
St. Louis	7	4	3	21	25	7	4	3	23	23
Toronto	3	3	0	10	3	2	1	1	6	6
Winnipeg	7	5	2	28	15	6	3	3	22	19

ALL-TIME PLAYOFF OVERTIME

Date	Opponent	Scorer	Time	W-L	Score
Apr. 22, 1975	@ Montreal	Guy Lafleur	17:06	L	5-4
Apr. 8, 1981	@ Buffalo	Al Haworth	5:00	L	3-2
Apr. 8, 1982	Calgary	Dave Williams	14:20	W	2-1
Apr. 16, 1982	Los Angeles	Steve Bozek	4:33	L	3-2
Apr. 18, 1982	@ Los Angeles	Colin Campbell	0:23	W	4-3
Apr. 27, 1982	@ Chicago	Jim Nill	28:58	W	2-1
May 8, 1982	@ NY Islanders	Mike Bossy	19:58	L	6-5
Apr. 6, 1983	@ Calgary	Eddy Beers	12:27	L	4-3
Apr. 10, 1983	Calgary	Greg Meredith	1:06	L	4-3
Apr. 5, 1989	Calgary	Paul Reinhart	2:47	W	4-3
Apr. 15, 1989	Calgary	Joel Otto	19:21	L	4-3
Apr. 6, 1991	@ Los Angeles	Wayne Gretzky	11:08	L	3-2
Apr. 8, 1991	Los Angeles	Cliff Ronning	3:12	W	2-1
May 3, 1992	Edmonton	Joe Murphy	8:36	L	4-3
Apr. 27, 1993	Winnipeg	Teemu Selanne	6:18	L	4-3
Apr. 29, 1993	@ Winnipeg	Greg Adams	4:30	W	4-3
May 11, 1993	Los Angeles	Gary Shuchuk	26:31	L	4-3
Apr. 26, 1994	@ Calgary	Geoff Courttnall	7:15	W	2-1
Apr. 28, 1994	Calgary	Trevor Linden	16:43	W	3-2
Apr. 30, 1994	@ Calgary	Pavel Bure	22:20	W	4-3
May 8, 1994	Dallas	Sergio Momesso	11:01	W	2-1

Date	Opponent	Scorer	Time	W-L	Score
May 16, 1994	Toronto	Peter Zedel	16:55	L	3-2
May 24, 1994	Toronto	Greg Adams	20:14	W	4-3
May 31, 1994	NY Rangers	Greg Adams	19:26	W	3-2
May 15, 1995	@ St. Louis	Cliff Ronning	1:48	W	6-5
May 21, 1995	@ Chicago	Joe Murphy	9:04	L	2-1
May 25, 1995	Chicago	Chris Chelios	6:22	L	3-2
May 27, 1995	Chicago	Chris Chelios	5:35	L	4-3
Apr. 25, 1996	@ Colorado	Joe Sakic	0:51	L	5-4
Apr. 16, 2001	@ Vancouver	Peter Forsberg	2:50	L	4-3
Apr. 17, 2002	@ Detroit	Henrik Sedin	13:59	W	4-3
Apr. 25, 2003	@ Vancouver	Trent Klatt	3:42	W	4-3
May 2, 2003	@ Minnesota	Brent Sopel	15:52	W	3-2
Apr. 17, 2004	@ Calgary	Brendan Morrison	42:28	W	5-4
Apr. 19, 2004	Calgary	Martin Gelas	1:25	L	3-2
Apr. 11, 2007	Dallas	Henrik Sedin	78:06	W	5-4
Apr. 15, 2007	@ Dallas	Taylor Pyatt	7:47	W	2-1
Apr. 19, 2007	Dallas	Brendan Morrow	6:22	L	0-1
Apr. 27, 2007	@ Anaheim	Jeff Cowan	27:49	W	2-1
May 1, 2007	Anaheim	Travis Moen	2:07	L	2-3
May 3, 2007	@ Anaheim	Scott Niedermayer	24:30	L	1-2

DATE VISITORS HOME W-L

1975 QUARTER-FINALS

Montreal win 4-1

Apr. 13	Vancouver	2	@ Montreal	6	L
Apr. 15	Vancouver	2	@ Montreal	1	W
Apr. 17	Montreal	4	@ Vancouver	1	L
Apr. 19	Montreal	4	@ Vancouver	0	L
Apr. 22	Vancouver	4	@ Montreal	5 OT	L

1976 PRELIMINARY ROUND

NY Islanders win 2-0

Apr. 6	Vancouver	3	@ NY Islanders	5	L
Apr. 8	NY Islanders	3	@ Vancouver	1	L

1979 PRELIMINARY ROUND

Philadelphia win 2-1

Apr. 10	Vancouver	3	@ Philadelphia	2	W
Apr. 12	Philadelphia	6	@ Vancouver	4	L
Apr. 14	Vancouver	2	@ Philadelphia	7	L

1980 PRELIMINARY ROUND

Buffalo win 3-1

Apr. 8	Vancouver	1	@ Buffalo	2	L
Apr. 9	Vancouver	0	@ Buffalo	6	L
Apr. 11	Buffalo	4	@ Vancouver	5	W
Apr. 12	Buffalo	3	@ Vancouver	1	L

1981 PRELIMINARY ROUND

Buffalo win 3-0

Apr. 8	Vancouver	2	@ Buffalo	3 OT	L
Apr. 9	Vancouver	2	@ Buffalo	5	L
Apr. 11	Buffalo	5	@ Vancouver	3	L

1982 SMYTHE DIVISION SEMI-FINAL

Vancouver win 3-0

Apr. 7	Calgary	3	@ Vancouver	5	W
Apr. 8	Calgary	1	@ Vancouver	2 OT	W
Apr. 10	Vancouver	3	@ Calgary	1	W

1982 SMYTHE DIVISION FINAL

Vancouver win 4-1

Apr. 15	Los Angeles	2	@ Vancouver	3	W
Apr. 16	Los Angeles	3	@ Vancouver	2 OT	L
Apr. 18	Vancouver	4	@ Los Angeles	3 OT	W
Apr. 19	Vancouver	5	@ Los Angeles	4	W
Apr. 21	Los Angeles	2	@ Vancouver	5	W

1982 CAMPBELL CONFERENCE CHAMPIONSHIP

Vancouver win 4-1

Apr. 27	Vancouver	2	@ Chicago	1 OT	W
Apr. 29	Vancouver	1	@ Chicago	4	L
May 1	Chicago	3	@ Vancouver	4	W
May 4	Chicago	3	@ Vancouver	5	W
May 6	Vancouver	6	@ Chicago	2	W

1982 STANLEY CUP CHAMPIONSHIP

NY Islanders win 4-0

May 8	Vancouver	5	@ NY Islanders	6 OT	L
May 11	Vancouver	5	@ NY Islanders	6	L
May 13	NY Islanders	3	@ Vancouver	0	L
May 16	NY Islanders	3	@ Vancouver	1	L

1983 SMYTHE DIVISION SEMI-FINAL

Calgary win 3-1

Apr. 6	Vancouver	3	@ Calgary	4 OT	L
Apr. 7	Vancouver	3	@ Calgary	5	L
Apr. 9	Calgary	4	@ Vancouver	5	W
Apr. 10	Calgary	4	@ Vancouver	3 OT	L

DATE VISITORS HOME W-L

1984 SMYTHE DIVISION SEMI-FINAL

Calgary win 3-1

Apr. 4	Vancouver	3	@ Calgary	5	L
Apr. 5	Vancouver	2	@ Calgary	4	L
Apr. 7	Calgary	0	@ Vancouver	7	W
Apr. 8	Calgary	5	@ Vancouver	1	L

1986 SMYTHE DIVISION SEMI-FINAL

Edmonton win 3-0

Apr. 9	Vancouver	3	@ Edmonton	7	L
Apr. 10	Vancouver	1	@ Edmonton	5	L
Apr. 12	Edmonton	5	@ Vancouver	1	L

1989 SMYTHE DIVISION SEMI-FINAL

Calgary win 4-3

Apr. 5	Vancouver	4	@ Calgary	3 OT	W
Apr. 6	Vancouver	2	@ Calgary	5	L
Apr. 8	Calgary	4	@ Vancouver	0	L
Apr. 9	Calgary	3	@ Vancouver	5	W
Apr. 11	Vancouver	0	@ Calgary	4	L
Apr. 13	Calgary	3	@ Vancouver	6	W
Apr. 15	Vancouver	3	@ Calgary	4 OT	L

1991 SMYTHE DIVISION SEMI-FINAL

Los Angeles win 4-2

Apr. 4	Vancouver	6	@ Los Angeles	5	W
Apr. 6	Vancouver	2	@ Los Angeles	3 OT	L
Apr. 8	Los Angeles	1	@ Vancouver	2 OT	W
Apr. 10	Los Angeles	6	@ Vancouver	1	L
Apr. 12	Vancouver	4	@ Los Angeles	7	L
Apr. 14	Los Angeles	4	@ Vancouver	1	L

1992 SMYTHE DIVISION SEMI-FINAL

Vancouver win 4-3

Apr. 18	Winnipeg	3	@ Vancouver	2	L
Apr. 20	Winnipeg	2	@ Vancouver	3	W
Apr. 22	Vancouver	2	@ Winnipeg	4	L
Apr. 24	Vancouver	1	@ Winnipeg	3	L
Apr. 26	Winnipeg	2	@ Vancouver	8	W
Apr. 28	Vancouver	8	@ Winnipeg	3	W
Apr. 30	Winnipeg	0	@ Vancouver	5	W

1992 SMYTHE DIVISION FINAL

Edmonton win 4-2

May 3	Edmonton	4	@ Vancouver	3 OT	L
May 4	Edmonton	0	@ Vancouver	4	W
May 6	Vancouver	2	@ Edmonton	5	L
May 8	Vancouver	2	@ Edmonton	3	L
May 10	Edmonton	3	@ Vancouver	4	W
May 12	Vancouver	0	@ Edmonton	3	L

1993 SMYTHE DIVISION SEMI-FINAL

Vancouver win 4-2

Apr. 18	Winnipeg	2	@ Vancouver	4	W
Apr. 21	Winnipeg	2	@ Vancouver	3	W
Apr. 23	Vancouver	4	@ Winnipeg	5	L
Apr. 25	Vancouver	3	@ Winnipeg	1	W
Apr. 27	Winnipeg	4	@ Vancouver	3 OT	L
Apr. 29	Vancouver	4	@ Winnipeg	3 OT	W

1993 SMYTHE DIVISION FINAL

Los Angeles win 4-2

May 2	Los Angeles	2	@ Vancouver	5	W
May 5	Los Angeles	6	@ Vancouver	3	L
May 7	Vancouver	4	@ Los Angeles	7	L
May 9	Vancouver	7	@ Los Angeles	2	W

ALL-TIME PLAYOFF OPPONENTS

DATE VISITORS HOME W-L

1993 SMYTHE DIVISION FINAL cont.

May 11 Los Angeles 4 @ Vancouver 3 OT L
 May 13 Vancouver 3 @ Los Angeles 5 L

1994 WESTERN CONFERENCE QUARTER-FINAL

Vancouver win 4-3

Apr. 18 Vancouver 5 @ Calgary 0 W
 Apr. 20 Vancouver 5 @ Calgary 7 L
 Apr. 22 Calgary 4 @ Vancouver 2 L
 Apr. 24 Calgary 3 @ Vancouver 2 L
 Apr. 26 Vancouver 2 @ Calgary 1 OT W
 Apr. 28 Calgary 2 @ Vancouver 3 OT W
 Apr. 30 Vancouver 4 @ Calgary 3 OT W

1994 WESTERN CONFERENCE SEMI-FINAL

Vancouver win 4-1

May 2 Vancouver 6 @ Dallas 4 W
 May 4 Vancouver 3 @ Dallas 0 W
 May 6 Dallas 4 @ Vancouver 3 L
 May 8 Dallas 1 @ Vancouver 2 OT W
 May 10 Dallas 2 @ Vancouver 4 W

1994 WESTERN CONFERENCE FINAL

Vancouver win 4-1

May 16 Vancouver 2 @ Toronto 3 OT L
 May 18 Vancouver 4 @ Toronto 3 W
 May 20 Toronto 0 @ Vancouver 4 W
 May 22 Toronto 0 @ Vancouver 2 W
 May 24 Toronto 3 @ Vancouver 4 OT W

1994 STANLEY CUP FINAL

NY Rangers win 4-3

May 31 Vancouver 3 @ NY Rangers 2 OT W
 June 2 Vancouver 1 @ NY Rangers 3 L
 June 4 NY Rangers 5 @ Vancouver 1 L
 June 7 NY Rangers 4 @ Vancouver 2 L
 June 9 Vancouver 6 @ NY Rangers 3 W
 June 11 NY Rangers 1 @ Vancouver 4 W
 June 14 Vancouver 2 @ NY Rangers 3 L

1995 WESTERN CONFERENCE QUARTER-FINAL

Vancouver win 4-3

May 7 Vancouver 1 @ St. Louis 2 L
 May 9 Vancouver 5 @ St. Louis 3 W
 May 11 St. Louis 1 @ Vancouver 6 W
 May 13 St. Louis 5 @ Vancouver 2 L
 May 15 Vancouver 6 @ St. Louis 5 OT W
 May 17 St. Louis 8 @ Vancouver 2 L
 May 19 Vancouver 5 @ St. Louis 3 W

1995 WESTERN CONFERENCE SEMI-FINAL

Chicago win 4-0

May 21 Vancouver 1 @ Chicago 2 OT L
 May 23 Vancouver 0 @ Chicago 2 L
 May 25 Chicago 3 @ Vancouver 2 OT L
 May 27 Chicago 4 @ Vancouver 3 OT L

1996 WESTERN CONFERENCE QUARTER-FINAL

Colorado win 4-2

Apr. 16 Vancouver 2 @ Colorado 5 L
 Apr. 18 Vancouver 5 @ Colorado 4 W
 Apr. 20 Colorado 4 @ Vancouver 0 L
 Apr. 22 Colorado 3 @ Vancouver 4 W
 Apr. 25 Vancouver 4 @ Colorado 5 OT L
 Apr. 27 Colorado 3 @ Vancouver 2 L

DATE VISITORS HOME W-L

2001 WESTERN CONFERENCE QUARTER-FINAL

Colorado win 4-0

Apr. 12 Vancouver 4 @ Colorado 5 L
 Apr. 14 Vancouver 1 @ Colorado 2 L
 Apr. 16 Colorado 4 @ Vancouver 3 L
 Apr. 18 Colorado 5 @ Vancouver 1 L

2002 WESTERN CONFERENCE QUARTER-FINAL

Detroit win 4-2

Apr. 17 Vancouver 4 @ Detroit 3 OT W
 Apr. 19 Vancouver 5 @ Detroit 2 W
 Apr. 21 Detroit 3 @ Vancouver 1 L
 Apr. 23 Detroit 4 @ Vancouver 2 L
 Apr. 25 Vancouver 0 @ Detroit 4 L
 Apr. 27 Detroit 6 @ Vancouver 4 L

2003 WESTERN CONFERENCE QUARTER-FINAL

Vancouver win 4-3

Apr. 10 St. Louis 6 @ Vancouver 0 L
 Apr. 12 St. Louis 1 @ Vancouver 2 W
 Apr. 14 Vancouver 1 @ St. Louis 3 L
 Apr. 16 Vancouver 1 @ St. Louis 4 L
 Apr. 18 St. Louis 3 @ Vancouver 5 W
 Apr. 20 Vancouver 4 @ St. Louis 3 W
 Apr. 22 St. Louis 1 @ Vancouver 4 W

2003 WESTERN CONFERENCE SEMI-FINAL

Minnesota win 4-3

Apr. 25 Minnesota 3 @ Vancouver 4 OT W
 Apr. 27 Minnesota 3 @ Vancouver 2 L
 Apr. 29 Vancouver 3 @ Minnesota 2 W
 May 2 Vancouver 3 @ Minnesota 2 OT W
 May 5 Minnesota 7 @ Vancouver 2 L
 May 7 Vancouver 1 @ Minnesota 5 L
 May 8 Minnesota 4 @ Vancouver 2 L

2004 WESTERN CONFERENCE QUARTER-FINAL

Calgary win 4-3

Apr. 7 Calgary 3 @ Vancouver 5 W
 Apr. 9 Calgary 2 @ Vancouver 1 L
 Apr. 11 Vancouver 2 @ Calgary 1 W
 Apr. 13 Vancouver 0 @ Calgary 4 L
 Apr. 15 Calgary 2 @ Vancouver 1 L
 Apr. 17 Vancouver 5 @ Calgary 4 OT W
 Apr. 19 Calgary 3 @ Vancouver 2 OT L

2007 WESTERN CONFERENCE QUARTER-FINAL

Vancouver win 4-3

Apr. 11 Dallas 4 @ Vancouver 5 OT W
 Apr. 13 Dallas 2 @ Vancouver 0 L
 Apr. 15 Vancouver 2 @ Dallas 1 OT W
 Apr. 17 Vancouver 2 @ Dallas 1 W
 Apr. 19 Dallas 1 @ Vancouver 0 OT L
 Apr. 21 Vancouver 0 @ Dallas 2 L
 Apr. 23 Dallas 1 @ Vancouver 4 W

2007 WESTERN CONFERENCE SEMI-FINAL

Anaheim win 4-1

Apr. 25 Vancouver 1 @ Anaheim 5 L
 Apr. 27 Vancouver 2 @ Anaheim 1 OT W
 Apr. 29 Anaheim 3 @ Vancouver 2 L
 May 1 Anaheim 3 @ Vancouver 2 OT L
 May 3 Vancouver 1 @ Anaheim 2 OT L

ALL-TIME PLAYOFF SHUTOUTS

Year	Date	Goaltender	Opponent	Score
1975	Apr. 19	Ken Dryden	Montreal	0-4
1980	Apr. 9	Bob Sauve	Buffalo	0-6
1982	May 13	Bill Smith	NY Islanders	0-3
1984	Apr. 7	Richard Brodeur	Calgary	7-0
1989	Apr. 8	Mike Vernon	Calgary	0-4
1989	Apr. 11	Mike Vernon	Calgary	0-4
1992	Apr. 30	Kirk McLean	Winnipeg	5-0
1992	May 4	Kirk McLean	Edmonton	4-0
1992	May 12	Bill Ranford	Edmonton	0-3
1994	Apr. 18	Kirk McLean	Calgary	5-0
1994	May 4	Kirk McLean	Dallas	3-0
1994	May 20	Kirk McLean	Toronto	4-0
1994	May 22	Kirk McLean	Toronto	2-0
1995	May 23	Ed Belfour	Chicago	0-2
1996	Apr. 20	Patrick Roy	Colorado	0-4
2002	Apr. 25	Dominik Hasek	Detroit	0-4
2003	Apr. 10	Chris Osgood	St. Louis	0-6
2004	Apr. 13	Miikka Kiprusoff	Calgary	0-4
2007	Apr. 13	Marty Turco	Dallas	0-2
2007	Apr. 19	Marty Turco	Dallas	0-1
2007	Apr. 21	Marty Turco	Dallas	0-2

ALL-TIME PLAYOFF GOALTENDING

No	Player	GPI	MINS	GA	SO	AVG	W	L
1.	K. McLean	68	4189	198	6	2.84	34	34
2.	R. Brodeur	29	1809	99	1	3.28	12	17
3.	D. Cloutier	25	1360	75	0	3.31	10	13
4.	R. Luongo	12	847	25	0	1.77	5	7
5.	G. Bromley	7	360	25	0	4.17	2	5
6.	C. Hirsch	6	338	21	0	3.73	2	3
7.	T. Gamble	4	249	16	0	3.86	1	3
8.	G. Smith	4	257	14	0	3.27	1	3
9.	A. Auld	4	241	10	0	2.48	1	2
10.	S. Weeks	3	140	8	0	4.00	0	2
11.	J. Garrett	3	78	4	0	3.06	1	0
12.	J. Hedberg	2	98	4	0	2.45	1	1
13.	B. Essensa	2	122	6	0	2.95	0	2
14.	C. Ridley	2	120	8	0	4.00	0	2
15.	P. Skudra	2	96	5	0	3.13	0	1
16.	G. Hanlon	2	60	3	0	3.00	0	0
17.	D. Sabourin	2	14	1	0	4.29	0	0
18.	W. Young	1	60	5	0	5.00	0	1
19.	K. Lockett	1	60	6	0	6.00	0	1
20.	K. Whitmore	1	20	2	0	6.00	0	0

ALL-TIME PLAYOFF COACHING

No	Coach	GP	W	L	PCT
1.	Roger Neilson	21	12	9	.571
2.	Pat Quinn	61	31	30	.508
3.	Bob McCammon	7	3	4	.428
4.	Alain Vigneault	12	5	7	.417
5.	Marc Crawford	31	12	19	.387
6.	Rick Ley	11	4	7	.364
7.	Harry Neale	14	3	11	.214
8.	Phil Maloney	7	1	6	.142
9.	Tom Watt	3	0	3	.000

ALL-TIME PLAYOFF PENALTY SHOTS

1. Steve Duchesne, Los Angeles, successful against Kirk McLean, Game 4, Smythe Division Semi-Finals, Apr. 10, 1991
2. Pavel Bure unsuccessful against Mike Richter, NY Rangers Game 4, Stanley Cup Finals, June 7, 1994
3. Todd Bertuzzi unsuccessful against Dominik Hasek, Detroit Red Wings Game 3, Western Conference Quarter-Final, Apr. 21, 2002

ALL-TIME TOP FIVE

Games Played		Goals		Assists		Penalty Minutes		Defenceman Points						
1.	Trevor Linden	118	T-1. Trevor Linden	34	1.	Trevor Linden	61	1.	Dave Williams	181	1.	Jyrki Lumme	40	
2.	Jyrki Lumme	72	Pavel Bure	34	2.	Geoff Courtnall	35	2.	S. Momesso	157	2.	Dave Babych	27	
3.	Cliff Ronning	72	3.	Geoff Courtnall	26	3.	Cliff Ronning	34	3.	Geoff Courtnall	121	3.	Mattias Ohlund	25
4.	Kirk McLean	68	4.	Cliff Ronning	24	4.	Pavel Bure	32	4.	Curt Fraser	108	T-4.	Ed Jovanovski	19
5.	S. Momesso	66	5.	Thomas Gradin	17	5.	Jyrki Lumme	31	5.	Harold Snepsts	99		Jeff Brown	19

ALL-TIME PLAYOFF SCORING

RK	Player	GP	G	A	PTS	PIM	RK	Player	GP	G	A	PTS	PIM	RK	Player	GP	G	A	PTS	PIM
1.	T. Linden	118	34	61	95	90		A. Semenov	12	1	3	4	0		T. Santala	1	0	0	0	0
2.	P. Bure	60	34	32	66	72		G. Minor	12	1	3	4	25		T. Bouck	1	0	0	0	0
3.	G. Courtnall	65	26	35	61	121		B. Smolinski	12	2	2	4	8		J. King	1	0	0	0	0
4.	C. Ronning	72	24	34	58	48	T-78.	P. Bordeleau	5	2	1	3	0		R. Luongo (G)	12	0	0	0	0
5.	J. Lumme	72	9	31	40	36		R. Sutter	7	2	1	3	12		D. Sabourin (G)	2	0	0	0	0
6.	T. Gradin	38	17	21	38	20		G. Butcher	14	2	1	3	24		K. Whitmore (G)	1	0	0	0	0
7.	G. Adams	53	15	19	34	16		A. Cassels	6	2	1	3	0		J. Namestnikov	2	0	0	0	2
T-8.	M. Naslund	45	13	20	33	46		M. Kirton	4	1	2	3	7		J. Kocur	1	0	0	0	0
	S. Smyl	41	16	17	33	64		S. Lachance	8	1	2	3	6		R. Dowd	1	0	0	0	0
10.	D. Babych	60	9	18	27	27		M. Bridgman	7	1	2	3	10		J. Bawa	1	0	0	0	0
T-11.	M. Ohlund	42	8	17	25	49		R. Kron	11	1	2	3	2		D. Bruce	1	0	0	0	0
	B. Morrison	43	8	17	25	38		D. Kearns	11	1	2	3	8		L. Goodenough	1	0	0	0	2
13.	M. Craven	34	8	15	23	22		P.O. Brasar	13	1	2	3	0		K. Guy	1	0	0	0	0
14.	S. Momesso	66	9	13	22	157		M. Crawford	20	1	2	3	44		K. Lockett (G)	1	0	0	0	0
15.	H. Sedin	43	10	10	20	24		R. Delorme	23	1	2	3	49		M. Petit	1	0	0	0	0
T-16.	E. Jovanovski	31	9	10	19	36		J. Slego	5	0	3	3	4		J. Hedberg (G)	2	0	0	0	0
	J. Brown	29	7	12	19	39		B. MacDonald	8	0	3	3	2		N. Baumgartner	2	0	0	0	0
18.	D. Sedin	43	5	13	18	12		R. Walter	13	0	3	3	8		J. Strudwick	2	0	0	0	0
19.	J. Sandlik	33	7	10	17	30		B. Glynn	17	0	3	3	10		K. Hammond	2	0	0	0	6
20.	R. Courtnall	17	5	11	16	23	T-94.	J. Cowan	10	2	0	2	22		G. Cochrane	2	0	0	0	5
T-21.	D. Rota	30	10	5	15	82		L. Krajcicek	12	0	2	2	12		A. Demarco	2	0	0	0	0
	I. Boldirev	22	9	6	15	4		J. Bulis	12	1	1	2	2		B. Essensa (G)	2	0	0	0	0
	G. Diduck	47	6	9	15	55		B. Reid	10	0	2	2	0		G. Hanlon (G)	2	0	0	0	0
T-24.	T. Bertuzzi	24	6	8	14	82		B. Peterson	3	2	0	2	9		C. Ridley (G)	2	0	0	0	0
	D. Williams	31	4	10	14	181		C. Neely	7	2	0	2	6		R. Tudor	2	0	0	0	0
T-26.	C. Fraser	27	4	9	13	108		G. Sanderson	7	1	1	2	4		M. Walton	2	0	0	0	5
	I. Hlinka	16	3	10	13	8		M. Rucinsky	7	1	1	2	6		M. Bergevin	3	0	0	0	2
T-28.	M. Cooke	32	8	4	12	30		C. Ruutu	9	1	1	2	0		P. Schaefer	3	0	0	0	0
	D. Halward	28	6	6	12	77		D. Capuano	6	1	1	2	5		P. Kavanagh	3	0	0	0	2
	M. Gelinas	33	6	6	12	26		B. Manno	10	1	1	2	12		J. Benning	3	0	0	0	0
	D. Lidster	41	2	10	12	36		P. Sundstrom	11	1	1	2	9		G. Boddy	3	0	0	0	0
T-32.	I. Larionov	19	4	7	11	10		M. Malik	21	1	1	2	20		C. Coxie	3	0	0	0	2
	G. Lupul	25	4	7	11	11		J.J. Daigenault	3	0	2	2	0		A. Auld (G)	4	0	0	0	0
	P. Nedved	28	3	8	11	18		J. Belanger	3	0	2	2	2		M. Keane	7	0	0	0	4
	L. Molin	19	2	9	11	7		L. Rochefort	5	0	2	2	0		B. Allen	7	0	0	0	6
	N. Belland	21	2	9	11	23		S. Bozek	10	0	2	2	4		T. Currie	3	0	0	0	10
	B. Sopel	42	2	9	11	10		T. Letowski	12	0	2	2	8		J. Garrett (G)	3	0	0	0	0
T-38.	T. Tanti	18	1	9	10	15	T-112.	A. Burrows	11	1	0	1	14		B. Gassoff	3	0	0	0	0
	B. Hedican	41	1	9	10	32		W. Mitchell	12	0	1	1	12		D. Lowry	3	0	0	0	0
	H. Snepsts	44	1	9	10	99		J. Hansen	10	0	1	1	4		J. McIlhargey	3	0	0	0	0
T-41.	T. Klatt	18	5	4	9	2		J. Green	9	0	1	1	12		P. McNab	3	0	0	0	0
	L. Lindgren	25	3	6	9	14		B. May	20	1	0	1	21		B. Schmautz	3	0	0	0	0
	N. La Fayette	20	2	7	9	13		J. Charbonneau	3	1	0	1	4		S. Weeks (G)	3	0	0	0	2
	A. Mogilny	6	1	8	9	8		A. Aucoin	10	1	0	1	0		D. Brashear	4	0	0	0	0
T-45.	S. Salo	29	2	6	8	6		M. Peca	5	0	1	1	8		D. Berehowsky	4	0	0	0	12
	T. Fergus	13	5	3	8	6		D. Czak	3	1	0	1	0		T. Gamble	4	0	0	0	0
	A. Plavsic	13	1	7	8	4		D. Vervegeart	3	1	0	1	4		R. Murphy	4	0	0	0	2
T-48.	J. Nill	20	4	3	7	73		A. Boudrais	6	1	0	1	0		J. Hughes	4	0	0	0	10
	B. Bradley	7	3	4	7	10		B. Ashton	7	1	0	1	8		M. Lemay	4	0	0	0	12
	D. Murzyn	40	3	4	7	92		J. Butler	7	1	0	1	2		D. Logan	4	0	0	0	0
	R. Lanz	14	2	5	7	6		G. Monahan	7	1	0	1	4		L. Melnyk	4	0	0	0	2
	C. Oddleifson	14	1	6	7	8		W. Young (G)	1	0	1	1	0		J. Agnew	4	0	0	0	6
T-53.	T. Pyatt	12	2	4	6	6		J. Carson	2	0	1	1	0		D. Smith	4	0	0	0	6
	B. Dailey	7	2	4	6	14		P. Martin	3	0	1	1	2		G. Smith (G)	4	0	0	0	0
	P. Skriko	10	1	5	6	04		R. Stern	3	0	1	1	17		L. Rohlin	5	0	0	0	0
T-56.	E. Tikkanen	6	3	2	5	2		H. Druken	4	0	1	1	0		M. Ridley	5	0	0	0	2
	J. Gould	7	3	2	5	0		D. Pederson	4	0	1	1	4		M. Wotton	5	0	0	0	4
	R. Nordmark	7	3	2	5	8		J. Hlavac	5	0	1	1	0		T. Pratt	5	0	0	0	5
	J. Beranek	14	3	2	5	12		F. Kucera	6	0	1	1	0		A. Stojanov	5	0	0	0	2
	R. Oksita	10	2	3	5	0		J. Mazur	6	0	1	1	8		D. Jackson	6	0	0	0	10
	P. Reinhart	7	2	3	5	4		B. Murray	6	0	1	1	13		M. Sillinger	6	0	0	0	2
	C. Campbell	19	2	3	5	98		R. Gregg	7	0	1	1	8		J. Bubla	6	0	0	0	7
	D. Ward	9	2	3	5	0		T. Warriner	6	1	0	1	2		B. Lalonde	6	0	0	0	2
	R. Blight	5	0	5	5	2		M. Robitaille	7	0	1	1	4		A. Schliebener	6	0	0	0	2
	M. Baron	24	0	5	5	20		J. Grisdale	10	0	1	1	15		C. Hirsch	6	0	0	0	2
	K. McLean (G)	68	0	5	5	0		R. Sedlbauer	10	0	1	1	19		G.C. Adams	7	0	0	0	21
T-67.	G. Odjick	32	3	1	4	95		S. Antoski	16	0	1	1	36		G. Bromley (G)	7	0	0	0	2
	J. Gillis	5	2	2	4	0		G. Valk	16	0	1	1	37		J. Cullimore	11	0	0	0	12
	T. Kurvers	6	2	2	4	12		J. McIntyre	24	0	1	1	16		A. Eldebrink	13	0	0	0	10
	G. O'Flaherty	7	2	2	4	6	T-144.	K. Bieksas	9	0	0	0	20		D. Cloutier (G)	25	0	0	0	10
	D. Lever	10	2	2	4	6		N. Smith	4	0	0	0	0		T. Hunter	46	0	0	0	74
	K. McCarthy	11	2	2	4	12		R. Fitzpatrick	3	0	0	0	6		R. Dirk	28	0	0	0	39
	J. Ruutu	24	1	3	4	32		A. Edler	3	0	0	0	2		R. Brodeur (G)	29	0	0	0	4
	A. Chubarov	27	0	4	4	4		R. Kesler	1	0	0	0	0		B. Helmer	6	0	0	0	0
															P. Skudra (G)	2	0	0	0	0

SEASON

WINS

Most	15	1994
Most Home	7	1994
Most Road	8	1994
Most Consecutive	5	Apr 26-May 4/94, May 18-31/94

GOALS

Most For	76	1994
Most Against	61	1994

OVERTIME

Most Games	7	1994
Most Wins	6	1994
Most Losses	3	1995

POWER PLAY GOALS

Most For	19	1994
Most Against	20	1994

SERIES

GOALS

Most For	29	1992 Division Semi-Final vs WPG
Most Against	26	1989 Division Semi-Final vs CGY
Most, Both Teams	46	1989 Division Semi-Final vs CGY 1992 Division Semi-Final vs WPG

POWER PLAY GOALS

Most For	7	1989 Division Semi-Final vs CGY
Most Against	10	1989 Division Semi-Final vs CGY
Most, Both Teams	17	1989 Division Semi-Final vs CGY

SHORTHANDED GOALS

Most For	7	1995 vs STL Western Conference Quarter Final (tied with CGY for most short-handed goals in one series) Penalty Minutes
Most	285	1982 Campbell Conference Final vs CHI

OVERTIME

Most Games	3	1994 Western Conference Quarter-Final vs CGY (3-0)
	3	1995 Western Conference Semi-Final vs CHI (0-3)
	3	2007 Western Conference Quarter-Final vs DAL (2-1)
	3	2007 Western Conference Semi-Final vs ANA (1-2)

GAME

OVERTIME

Longest	78:06	Apr. 11/07 (VAN 5 vs DAL 4, Henrik Sedin scored at 18:06 in the fourth overtime. The total time played for the game was 138:06).
Shortest	0:23	Apr. 18/82 (VAN 4 @ LA 3 - Colin Campbell)

GOALS

Most	8	Apr. 26/92 (VAN 8 vs WPG 2) Apr. 28/92 (VAN 8 @ WPG 3) May 17/95 (VAN 2 @ STL 8)
Most Against	8	Apr. 20/94 (CGY 7 vs VAN 5)
	7	Apr. 14/79 (PHI 7 vs VAN 2) Apr. 9/86 (EDM 7 vs VAN 3) Apr. 20/94 (CGY 7 vs VAN 5)
Most, Both Teams	12	

POWER PLAY GOALS

Most	4	Apr. 9/89 vs CGY
Most Against	3	Seven times
Most, Both Teams	7	Apr. 9/89 vs CGY

FASTEST TWO

Shorthanded Goals		Christian Ruuttu at 4:31, Geoff Courtnall at 4:48 of second period on May 15 vs STL. Previous record was 24 seconds set by Mtl Canadiens in 1978 – an NHL record.
-------------------	--	---

PENALTY MINUTES

Most	106	Apr. 29/82 vs CHI
Most, Opponent	90	May 6/82 by CHI
Most, Both Teams	188	Apr 29/82 vs CHI

SHOTS ON GOAL

Most	56	Apr. 11/07 vs DAL
Most, Opponent	76	Apr. 11/07 by DAL
Most, Both Teams	132	Apr. 11/07 vs DAL
Fewest	16	Apr. 19/82 vs LA
Fewest, Opponent	14	May 4/92 vs EDM
Fewest, Both Teams	36	Apr. 8/89 vs CGY

PERIOD

GOALS

Most	5	June 9/94 vs NYR
Most Against	4	Apr. 9/80 vs BUF May 11/82 vs NYI Apr. 9/86 vs EDM Apr. 20/94 vs CGY May 17/95 vs STL Apr. 16/96 vs COL June 9/94 vs NYR
Most, Both Teams	8	

POWER PLAY

Most	3	May 4/92 vs EDM Apr. 12/91 vs LA
Most Against	3	Apr. 9/80 vs BUF Apr. 9/89 vs CGY
Most, Both Teams	5	Apr. 9/89 vs CGY

SHOTS ON GOAL

Most	20	May 8/92 @ EDM
Most, Opponent	22	May 3/07 @ ANA
Most	20	May 8/92 @ EDM
Most, Opponent	19	May 4/94 vs DAL Apr. 29/82 vs CHI
Most, Both Teams	32	June 9/94 vs NYR
Fewest	2	Apr. 22/96 vs COL
Fewest, Opponent	1	May 4/92 vs EDM
Fewest, Both Teams	9	Apr. 8/89 vs CGY

ALL-TIME PLAYOFF RECORDS

FASTEST GOAL TO START GAME

Canucks	:08	Apr. 7/82 vs CGY (Stan Smyl)
Opponent	:24	Apr. 13/07 vs DAL (Jeff Halpern)

FASTEST GOAL TO START PERIOD

Canucks	:08	Apr. 7/82 vs CGY (Stan Smyl)
---------	-----	------------------------------

FASTEST TWO GOALS

Canucks	:15	Apr. 13/89 vs CGY (Rich Sutter 19:29, Garth Butcher 19:44, 2nd)
Opponent	:17	Apr. 18/01 vs COL (Peter Forsberg 9:11, Joe Sakic 9:28, 3rd)
Both Teams	:16	Apr. 17/04 @ CGY (Geoff Sanderson 10:15, Oleg Saprykin 10:31, 2nd)

FASTEST THREE GOALS

Canucks	2:18	Apr. 13/89 vs CGY (Jim Sandlak 17:26, Rich Sutter 19:29, Garth Butcher 19:44, 2nd)
Opponent	:38	Apr. 18/01 vs COL (Peter Forsberg 9:11, Joe Sakic 9:28, E. Messier 9:49, 3rd)
Both Teams	1:37	Apr. 5/84 vs CGY (Dave Williams 9:32, Jim Peplinski 10:06, Mike Eaves 11:09, 2nd)

CAREER

Most Playoff Years	11	Trevor Linden
Most Games Played	118	Trevor Linden
Most Points	95	Trevor Linden
Most Goals	34	Trevor Linden
		Pavel Bure
Most Assists	61	Trevor Linden
Most PIM	181	Dave Williams
Most Games, Goalie	68	Kirk McLean
Most Wins, Goalie	34	Kirk McLean
Most Shutouts, Goalie	6	Kirk McLean

YEAR

Most Points	31	Pavel Bure (1994)
Most Points, Def.	15	Jeff Brown (1994)
Most Goals	16	Pavel Bure (1994)
Most Goals, Def.	7	Ed Jovanovski (2003)
Most GWG	3	Geoff Courtnall (1994)
Most PPG	5	Trevor Linden (1994)
Most Assists	15	Pavel Bure (1994)
Most Assists, Def.	11	Jyrki Lumme (1994)
Most PIM	116	Dave Williams (1982)
Most Shots	101	Pavel Bure (1994)
Longest Point Streak	16	Pavel Bure (1994) (13-10-23)
Longest Goal Streak	5	Cliff Ronning (1991)
Longest Assist Streak	5	Lars Molin (1982)
Most Games, Goalie	24	Kirk McLean (1994)
Most Wins, Goalie	15	Kirk McLean (1994)
Most Shutouts	4	Kirk McLean (1994)
Most Minutes	1544	Kirk McLean (1994)

SERIES

Most Goals	7	Pavel Bure (1995 vs STL)
Most Points	12	Pavel Bure (1995 vs STL)
Most Assists	8	A. Mogilny (1996 vs COL)
Most PIM	51	D. Williams (1982 vs CHI)
Most PP	2	Many times
Most Shots	30	Pavel Bure (1995 vs STL)

GAME

Most Saves	72	R. Luongo (Apr. 11/07 vs DAL)
Most Goals	3	Five players: Trevor Linden, (Most recent Apr. 25/96 @ COL) Doug Halward, Geoff Courtnall (2), Pavel Bure
Most Assists	3	Ten players
Most Points	4	Trevor Linden (Apr. 9/89 vs CGY) Geoff Courtnall (Apr. 4/91 vs LA) Pavel Bure (Apr. 26/92 vs WPG) Geoff Courtnall (Apr. 30/92 vs WPG) Russ Courtnall (May 9/95 at STL)
Most Shots	11	Geoff Courtnall (Apr. 30/92 vs WPG)
Most PP Goals	2	Ivan Hlinka (Apr. 15/82 vs LA) Doug Halward (Apr. 7/84 vs CGY) Trevor Linden (Most recent Apr. 25/96 at COL)

PERIOD

Most Goals	2	Ten players
Most Assists	2	Many Times
Most Points	3	Geoff Courtnall (Apr. 4/91, vs LA, 3rd) Pavel Bure (June 9/94 vs NYR, 3rd)
Most PIM	37	Gino Odjick (May 17/95 vs STL)
Fastest Two Goals	2:14	Doug Halward (Apr. 7/84, vs CGY, 1st)
Fastest Two Goals, Opp.	3:00	Mike Bossy, NYI (May 16/82, 2nd)



WE ARE ALL CANUCKS