

ANAHEIM DUCKS

2009 PLAYOFF MEDIA GUIDE



This guide is a summary of the 2008-09 NHL regular season for the Anaheim Ducks Hockey Club. Please use it during the 2009 Stanley Cup Playoffs and summer months as a reference guide and update to the Anaheim Ducks 2008-09 Media Guide.

For more information on the Anaheim Ducks, please contact our communications department.

Alex Gilchrist
Director of Media & Communications
Office: (714) 940-2911
E-mail: agilchrist@anaheimducks.com

Steve Hoem
Media & Communications Manager
Office: (714) 940-2909
E-mail: shoem@anaheimducks.com

Lauren O’Gorman
Media & Communications Manager
Office : (714) 940-2890
E-mail : logorman@anaheimducks.com

Andre Delsol
Seasonal Communications Coordinator
Office : (714) 940-2993
E-mail: adelsol@anaheimducks.com

Written and edited by: Steve Hoem, Alex Gilchrist, Lauren O’Gorman and Andre Delsol
Design & layout: Adam Brady
Cover design: Mariana Stopen
Special thanks to the Elias Sports Bureau

Copyright ©2009
Anaheim Ducks



UPCOMING EVENTS

April 15	Stanley Cup Playoffs begin
April 9-19	IIHF U-18 World Championship (Fargo, ND & Moorhead, MN)
April 24-May 10	IIHF World Championship (Berne & Zurich-Kloten, Switzerland)
May 25-30	NHL Combine for Draft-eligible players (Toronto)
June 15	Last possible day for 2009 Stanley Cup Final
June 17	Deadline for first club-elected salary arbitration (2 p.m. PT)
June 18	NHL Awards Show (Las Vegas, NV)
June 25	NHL Entry Draft Top Prospects Media Lunch & Clinic (Montreal)
June 26	NHL Entry Draft (Bell Centre, Montreal) – first round
June 27	NHL Entry Draft (Bell Centre, Montreal) – rounds 2-7
July 1	Free agency period begins
July 5	Deadline for player-elected salary arbitration (2 p.m. PT)
July 6	Deadline for club-elected salary arbitration (2 p.m. PT)
July 10	Deadline for eligible players to elect Group 5 free agency (2 p.m. PT)
July 20-August 4	Salary arbitration hearings held
August 6	Deadline for salary arbitration decisions to be rendered

ANAHEIM DUCKS

2009 PLAYOFF MEDIA GUIDE



Welcome to Anaheim and the 2009 Stanley Cup Playoffs. We appreciate your efforts covering the Anaheim Ducks and the National Hockey League. We would also like to make you aware of the following general information and guidelines:


- Anaheim Ducks press credentials may be picked up at any Ducks practice or 2 1/2 hours prior to opening faceoff at the Ducks media will call table (located on the North side of the building). A Ducks credential automatically entitles you to complimentary parking, which is also located to the north of the building in Lot 4. Upon entering the arena on Douglass Avenue, turn right into Honda Center parking lot (Stanley Cup Way) and stay in the left hand lane.
- Honda Center main and auxiliary press boxes are equipped with wireless high-speed internet service at each work station (hard lines also available by request). The user ID is Ducks Press (password Honda Center Press).
- A fax machine is available for all members of the media – located in the press work room (formerly the press dining room). The fax number is (714) 704-2515.
- Broadcasts of all Ducks home playoff games are shown in high definition on both the east and west sides of the main Honda Center press box.
- The Ducks communications staff records each home game and makes replays available on the east side of the press box to interested media. Those wishing to see any replays should speak with a member of the communications staff during the ensuing intermission.
- For daily practice times and media availability, please call the Ducks Media Information Line at (714) 704-2484.
- Media covering game day skates and practices at Honda Center will find press materials, complimentary coffee and refreshments on the arena's main level in the south concourse (behind section 208).
- For the 2009 Stanley Cup Playoffs, the press meal has been relocated to the area adjacent to the Zamboni machine entrance on the facility's north side. The press dining room has been converted to a press workroom. Writers wishing to stay in the building between the game day skate and that evening's contest are encouraged to use the press workroom. A wireless connection is available in the press work room but the use of hard lines is encouraged.
- The Anaheim Ducks are seen and heard locally on:
Radio: Flagship 830 AM KLAA, (1610 AM In-Arena)
Television: FSN WEST/FSN PRIME TICKET, KDOC, NBC, Versus
Internet: AnaheimDucks.com



ANAHEIM DUCKS

TABLE OF CONTENTS

Staff Directory.....	4
Coaching Staff.....	6
Player Bios.....	8
Opening and Closing Rosters.....	66
How the Ducks Were Built.....	67
Player Game-by-Game.....	68
Regular Season Notes.....	75
Regular Season Statistics.....	82
Home/Road Statistics.....	83
Season Highs and Lows.....	84
Injuries.....	85
Transactions.....	86
Game-by-Game.....	88
Home Game-by-Game.....	89
Road Game-by-Game.....	90
Game-by-Game Breakdown.....	91
Game Recaps.....	95
Season Series Results.....	107
Playoff Opponents.....	116
NHL Finals Standings/Scoring Leaders.....	123
Record Book.....	126
Playoff History.....	128
Iowa Chops.....	158
Prospect Report.....	160
Team Photo.....	162



ANAHEIM DUCKS

STAFF DIRECTORY



EXECUTIVE MANAGEMENT

Owners Henry and Susan Samuelli
Chief Executive Officer Michael Schulman
Executive Vice President/General Manager Bob Murray
Executive Vice President/Chief Operating Officer Tim Ryan
Senior Vice President, Hockey Operations David McNab
Senior Vice President/Chief Marketing Officer Bob Wagner
Vice President of Human Resources Jay Scott
Vice President of Human Resources Kim Kutcher
Vice President of Finance Doug Heller
Executive Assistant to the Executive
Vice President/General Manager Maureen Nyeholt
Executive Assistant to the Executive
Vice President/COO Cheryl Gorman
Executive Assistant to the Senior
Vice President/CMO Janet Conley
Administrative Assistant, Hockey Operations Christina Morrow

COACHING STAFF

Head Coach Randy Carlyle
Assistant Coach Dave Farrish
Assistant Coach Newell Brown
Goaltending Consultant Francois Allaire
Video Coordinator Joe Trotta
Strength & Conditioning Coach Sean Skahan

HOCKEY CLUB OPERATIONS

Director of Professional Scouting Rick Paterson
Director of Amateur Scouting Martin Madden
Assistant Director of Amateur Scouting Alain Chainey
Scouting Staff Scott Carter, Glen Cochrane, Jeff Crisp,
Jan-Ake Danielson, Joe Gibbs, Casey Hankinson, Konstantin Krylov,
John McMorro, Donald Marier, Kevin Murray, David Poulin,
Pavel Routa, Jim Sandlak, Neil Smith, Daryl Stanley
Head Athletic Trainer Tim Clark
Assistant Athletic Trainer Meaghan Beaudoin
Massage Therapist James Partida
Equipment Manager Doug Shearer
Assistant Equipment Manager John Allaway
Equipment Assistant Chris Kincaid
Manager of Hockey Operations Ryan Lichtenfels
Iowa Chops (AHL) Head Coach Gord Dineen
Iowa Assistant Coaches Matt Laatsch, Paul Jerrard
Iowa Athletic Trainer Joe Huff
Iowa Equipment Manager Chris Aldrich
Iowa Assistant Equipment Manager Corey Morong
Team Physicians Dr. Ronald Glousman, Dr. Craig Milhouse
Oral Surgeon Dr. Jeff Pulver

BROADCASTING DEPARTMENT

Director of Broadcasting Aaron Teats
Associate Producer Bob Sipowich
Television, Fox Sports Prime Ticket (Cable),
KDOC-TV John Ahlers & Brian Hayward
Radio, KLAA AM 830 & Anaheim Ducks
Radio Network Steve Carroll & Brent Severyn
Host/Producer Kent French
Broadcasting Coordinator Tiffany Frish

COMMUNICATIONS DEPARTMENT

Director of Media & Communications Alex Gilchrist
Media & Communications Managers Steve Hoem, Lauren O'Gorman
Communications Seasonal Employee Andre Delsol
Game Night Communications Staff Lisa Parris,
Grant Young, Courtney Strayer,
Larry Woodard, Jennifer Andrews

COMMUNITY RELATIONS DEPARTMENT

Director of Community Relations &
Public Affairs Wendy Yamagishi
Community Relations Managers Jesse Tyler, Jennifer Walker
Community & Fan Development Seasonal Employee Bobby Sponheimer
Community Relations Seasonal Employee Aimee Waddle

ENTERTAINMENT DEPARTMENT

Director of Entertainment/Multi-Media Rod Murray
Entertainment Manager Chris Brown
Editor/Producer Rich Cooley
Arena Vision Editor/Producer Davin Maske
Producer Peter Uvalle
Associate Producer Gabriel Suarez
Production Coordinator Sarah Montecinos

FAN DEVELOPMENT DEPARTMENT

Director of Fan Development Matt Savant
Senior Manager of Fan Development,
School & Education Programs Joseph Hwang
Senior Manager of Fan Development,
Youth Hockey Programs Lysie Estes
Fan Development Manager Champ Baginski

FINANCE AND ADMINISTRATION DEPARTMENT

Controller Melody Martin
IT Manager Mike Wing
Human Resources Managers Wendy Mulhall, Donna Vass
Financial Analyst Rosanna Sitzman
Payroll Supervisor Regina Terrana
IT Associates Nate Gardner, Troy Naragon
Human Resources Coordinator Lisa Rubalcaba
Accounting Assistant Rob Dumlao
Accounting Clerk Linda Dubois

CORPORATE PARTNERSHIPS

Director of Corporate Partnerships Wendy Grover
Director of Corporate Sales Tanya Mitchell
Director of Corporate Relations & Research Alex Evezich
Senior Corporate Sales Managers Bonner Paddock, Jamal Spears
Corporate Sales Managers Bret Gerber, Guy Tomcheck, Matt Wiech
Naming and Title Rights Manager Rachel Kaizoji
Manager of Corporate Relations & Research Erin Ogawa
Media Sales Coordinator Randy Bernabe
Research Analyst Tim Diener



ANAHEIM DUCKS

STAFF DIRECTORY

MARKETING DEPARTMENT

Director of Marketing Tracie Jones
 Senior Manager of Signature Programs & Events Kris Loomis
 Senior Media & Marketing Manager Adam Mendelsohn
 Marketing Managers Shannon Ritter, Ryan Spillers, Jesse Chatfield
 Signature Programs & Events Manager Jamie Minkler
 Senior Designer Mariana Stoopen
 Junior Designer Patrick Boykin
 Marketing Coordinators Perry Fallick, Cindy Iwami

PUBLICATIONS & NEW MEDIA

Director of Publications & New Media Adam Brady
 Publications & New Media Coordinator Matt Vevoda

PREMIUM SALES & SERVICE DEPARTMENT

Director of Premium Sales & Service Jim Panetta
 Premium Account Executives Geoff Matthews, Timothy Thompson
 Premium Services Manager Jana Cannavo
 Premium Services Coordinator Ariana Zamora
 Premium Office Coordinator Lori Ortiz

TICKETING DEPARTMENT

Manager of Ticket Operations James Bakken
 Assistant Ticketing Manager Jonas Calicdan
 Assistant Manager, Premium Ticketing Gina Bulgheroni
 Season Ticketing Representative Eric Ogawa
 Premium Ticketing Representative John Watson, Robert Slaby
 Group Ticketing Representative Kameron Kwok

TICKET SALES AND CUSTOMER SERVICE DEPARTMENT

Director of Ticket Sales & Service Lisa Johnson
 Senior Manager of Season & Group Sales Mike Morrow
 Inside Sales Manager Zach Hollins
 Senior Account Executive, Season Sales Justin Sheppard
 Group Sales Account Executives Matt Payne, Jennifer D'Anna,
 Graham Siderius
 Season Sales Account Executives Nick Moller, Tim Savant
 Kyle Haygood, Casey Haakinson
 Inside Sales Representatives Brad Clark, Bryan Kim
 Season & Group Sales Coordinator Brittany James

ANAHEIM ARENA MANAGEMENT, LLC

Vice President of Operations Kevin Starkey
 Vice President of Finance Angela Wergechik
 Director of Booking Jo-Ann Armstrong
 Director of Events Quinn Mackin
 Director of Operations Brent Mater
 Director of Media and Communications Merit Tully
 Director of Marketing Joel Hobson
 Director of Ticket Operations Mark Neumann
 Controller James Pearson
 Senior Event Manager Jason Davis
 Event Manager Matthew Trout
 Event Services Manager Marissa Geller
 Financial Analyst Jennifer Breen
 Operations Manager Joe Barrett
 Operations Office Manager Shelly Baker
 Parking Manager Jeff Grant

Security/Public Safety Manager Russell Beecher
 Assistant Box Office Manager Gabriel Martinez
 Assistant Parking Manager Lee Ewert
 Assistant Event Services Manager Patrick Huntoon
 Box Office Supervisors Chris Williams, Elena Buenostro
 Event Crew Supervisor Chris DeLloyd
 Maintenance Supervisor Tracy Best
 Conversion & Janitorial Supervisor Charles Boswell
 Ice Technician & Day Crew Supervisor Joel Francisco
 Sound Technician Nate Chivers
 Technical Services Omar Felix
 Accountant Loree Peevey
 Payroll Accountant Ana Robles
 Marketing Coordinator Lauren Voors
 Media & Communications Coordinator Tracy Richmond
 Mail Services Supervisor Linda Martinez
 Receptionist Annabel Findley
 Senior Engineer Dion Beckton
 Engineers Robert Gibbons,
 Daniel Roa, Larry Ruffin, Gordon Sugimoto, Jose Argueta
 Maintenance Technicians Alfonso Alvarez, Albert Quezada,
 Steve Ruebusch, Rafael Jaquez
 Public Safety Officers Nestor Blanco, Jeff Evans, Antonio Giordano,
 George Haro, Paulo Kome, Denise Mendrick, Robert Palmieri,
 Gordon Pitman, Robert Quinn, Benjamin Tomas, Brandon Rickert

THE RINKS

ANAHEIM ICE

General Manager Art Trottier
 Hockey Manager Rick Hutchinson
 Skating Manager John Saitta
 Supervisor/Lead Stacy Jackson, Darryl Racca, Phil Zamora
 Operations Coordinator Jill Herzog
 Operations Representative Cindy Frazier
 Associate Joe Keeler

HUNTINGTON BEACH INLINE

General Manager Ken Murchison
 Assistant Hockey Manager Jeff Prime
 Assistant Manager, Officials & Scorekeepers Mike Urbano
 Operations Coordinator Tara Hamilton
 Snack Bar Manager Rose Monaco

MISCELLANEOUS

Home Ice Honda Center (opened 1993)
 Capacity 17,174
 PA Announcer Mike Carlucci
 Team Colors Black and Gold with Orange and Silver Accents
 Practice Facilities Anaheim ICE (300 W. Lincoln Ave.)
 & Honda Center (2695 E. Katella Ave.)
 Primary Developmental Affiliate Iowa Chops (AHL)
 Primary Home Starting Times Weeknights – 7:05 p.m.;
 Sundays – 5:05 p.m.
 Founded 1993

ANAHEIM DUCKS

COACHING STAFF



Randy Carlyle **Head Coach**

Randy Carlyle completed his fourth season as Head Coach of the Anaheim Ducks in 2008-09. He was named the seventh head coach in team history on August 1, 2005, and has since recorded the most wins (138) and highest winning percentage (.630) in team history.

Carlyle guided Anaheim to a 42-33-7 record for 91 points, second place in the Pacific Division and eighth in the Western Conference, extending a franchise record with a fourth straight trip to the NHL Stanley Cup Playoffs.

In 2007-08, Carlyle led the Ducks to a 47-27-8 record for 102 points, second place in the Pacific Division and fourth in the Western Conference. Never having garnered 100 points in a single season prior to Carlyle's arrival, the Ducks reached the 100-point mark for the second consecutive season in 2007-08.

In only his second season as an NHL head coach, Carlyle led the Ducks to their first ever Stanley Cup championship in 2007. The Ducks defeated Minnesota (five games), Vancouver (five games), Detroit (six games)

and Ottawa (five games) to become the first California team to win hockey's ultimate prize. Carlyle also led the Ducks to their first Pacific Division championship in 2006-07, compiling a regular-season record of 48-20-14 for 110 points. The club set franchise records in most major statistical categories, including wins, standings points and goals (254), eclipsing marks the team set the previous season. In 246 regular season games as an NHL head coach, Carlyle has a 138-74-34 record (.630 winning percentage).

In his first year as a head coach in the NHL (2005-06), Carlyle led the Ducks to playoff series wins vs. Calgary (seven games) and Colorado (four games), before the club fell in the Conference Finals to Edmonton (five games). Anaheim's playoff run followed a then best regular season performance in team history when the club set then team records in wins (43), points (98) and goals scored (251).

Carlyle spent the 2004-05 season as Head Coach of the Manitoba Moose, Vancouver's primary development affiliate in the American Hockey League (AHL). He led Manitoba to a 44-26-3-7 record (.613 winning percentage) and an appearance in the 2005 Calder Cup Semifinals.

In all, Carlyle spent six seasons (1996-01 & 2004-05) as Head Coach in Manitoba (both in the International and American Hockey Leagues), earning a career mark of 222-159-52-7 with the franchise. He had the additional duties of General Manager of the Moose from 1996-00, adding the title of club President for the 2001-02 season. The Sudbury, Ontario native helped the Moose to a 47-21-14 record for 108 points in 1998-99, for which he was named the IHL's General Manager of the Year.

Following the 2001-02 season, Carlyle joined the coaching staff of the Washington Capitals. He served as an Assistant Coach with Washington for two years (2002-04), helping the organization return to the Stanley Cup Playoffs in his first season before rejoining Manitoba in 2004-05.

Carlyle played 17 seasons in the NHL with Toronto, Pittsburgh and Winnipeg. He appeared in 1,055 games and earned 148-499=647 points. Known as a fiery, tough-nosed defenseman, he was selected to play in four NHL All-Star Games and won the Norris Trophy as the league's top defenseman in 1981. He set a career high with 82 points in 1980-81, appearing in 76 games with Pittsburgh that season. In all, Carlyle had five seasons in which he topped the 50-point plateau. He appeared in 69 NHL postseason games as a player, earning 9-24=33 points.

At the conclusion of his playing career in 1993, Carlyle remained with the Winnipeg organization's hockey operations staff, eventually becoming an Assistant Coach for the 1995-96 season.

Randy and his wife Corey have three children, sons Craig (24) and Derek (22), as well as daughter Alexis (12). The family resides in Anaheim Hills.



Dave Farrish **Assistant Coach**

Dave Farrish completed his fourth season as an Assistant Coach for the Anaheim Ducks in 2008-09. He was named to his current post on August 9, 2005 and won his first Stanley Cup with the club in 2007.

Farrish joined the organization after one season with the Pensacola Ice Pilots of the ECHL (2004-05). Farrish served as Head Coach and Vice President of Hockey Operations with Pensacola, leading the club to the league's best record (51-16-5; .743 winning percentage).

A native of Lucknow, Ontario, Farrish brings 18 years of coaching experience to the Ducks' bench. Farrish has served as Head Coach of 1,027 professional hockey games between the American Hockey League (AHL), International Hockey League (IHL) and the ECHL, compiling a record of 520-402-83-22.

Before joining Pensacola, he led the Louisiana IceGators (ECHL) to four consecutive division championships from 2000-01 to 2003-04. After leading the IceGators to a 56-12-4 record in 2001-02, Farrish was named the ECHL Coach of the Year.

Prior to his time in the ECHL, he was the Head Coach of the Springfield Falcons of the AHL from 1997-98 to 1999-00, compiling a record of 113-96-27. From 1993-94 to 1996-97, Farrish served as Head Coach in the IHL with the Salt Lake City Golden Eagles (1993-94) and Fort Wayne Komets (1995-96 and 1996-97).

Farrish began his coaching career with Moncton of the AHL in 1989-90, where he coached until joining the New Jersey Devils as an Assistant Coach under Herb Brooks for the 1992-93 season. Including the Devils, Farrish's teams have qualified for postseason play in 16 of his 19 seasons.

Farrish played seven seasons (1976-77 to 1983-84) in the NHL as a defenseman with Toronto, Quebec and the New York Rangers. In 430 regular season games, he recorded 17-110=127 points. Farrish was originally drafted by the Rangers in the second round (24th overall) of the 1976 NHL Entry Draft.

Dave and his wife Roxanne reside in Anaheim Hills.



ANAHEIM DUCKS

COACHING STAFF



Newell Brown **Assistant Coach**

Newell Brown completed his sixth season as an Assistant Coach with the Anaheim Ducks this year. Prior to rejoining the organization in August of 2005, Brown spent four seasons with the Columbus Blue Jackets as an Associate Coach. The Cornwall, Ontario native originally served as an Assistant Coach for the Ducks in the 1998-99 and 1999-00 seasons.

A 2007 Stanley Cup champion, Brown has over 20 years of coaching experience at the NCAA, American Hockey League (AHL) and NHL levels. Prior to his original stint with Anaheim, Brown was an Assistant Coach with the Chicago Blackhawks for two seasons, 1996-98.

Before joining the NHL ranks, Brown spent four seasons in the Detroit Red Wings organization as Head Coach of the Adirondack Red Wings, Detroit's AHL affiliate. He also served as Head Coach of Michigan Tech University from 1990-92 and was an assistant at his alma mater, Michigan State University, from 1986-90. He helped the Spartans win back-to-back regular season and CCHA tournament

titles in 1988-89 and 1989-90.

As a player, Brown spent two seasons with the Cornwall Royals of the Ontario Hockey League in 1978-79 and 1979-80 and helped the Royals win the Memorial Cup in 1979. From 1980-84, Brown played at Michigan State, where he served as team captain in his final three seasons and earned First Team All-CCHA honors in 1982.

Vancouver's sixth pick (158th overall) in the 1982 NHL Entry Draft, Brown spent one year in the Canucks organization playing with Fredricton (AHL) and Muskegon (IHL) in 1984-85 before serving as captain of the Canadian National Team in 1985-86.

Newell and his wife Lori have a daughter, Erika, and son, Adam. The family resides in Yorba Linda.



Francois Allaire **Goaltending Consultant**

Francois Allaire has spent the last 13 seasons as the Ducks' Goaltending Consultant.

Long considered one of hockey's foremost experts on goaltending, Allaire has worked extensively with Anaheim goaltenders since he joined the club. He helped Guy Hebert become the franchise's first All-Star goaltender (1997 All-Star Game) and under his direction, Jean-Sebastien Giguere has become one of the league's best. Giguere backstopped Anaheim to the 2007 Stanley Cup championship and won the Conn Smythe Trophy as the 2003 Playoff MVP. In 2007-08, the Ducks goaltenders combined for the best save percentage (.920) and the second-best goals-against average (2.20) in the NHL.

A three-time Stanley Cup champion, Allaire spent 12 seasons with the Montreal Canadiens organization prior to joining the Ducks. As the team's Goaltending Coach, he helped the club win the Stanley Cup in 1986 & 1993, working with netminder Patrick Roy beginning in 1984-85 until 1995-96. During that period, Roy won two Conn Smythe Trophies, four William Jennings Trophies, three Vezina Trophies

and was named to the league's end of season All-Star Team five times. Roy also appeared in six NHL All-Star Games in that span.

A resident of Boisbriand, Quebec, Allaire was also instrumental in developing the Montreal Canadiens young goalies, who won the Happy Holmes Trophy (AHL team with fewest goals against) on four occasions and the Baz Bastien Trophy (AHL's best goaltender) on three occasions. Throughout his career, Allaire has worked with more than 40 goaltenders that have gone on to sign or play with NHL clubs.

A graduate of the University of Sherbrooke with a degree in physical education, he has also published four books on goaltending, pre-season physical preparation and sports psychology. In 2003, Allaire was named one of the "Top 100 People of Power and Influence" inside the hockey industry by The Hockey News.



Joe Trotta **Video Coordinator**

Joe Trotta completed his fourth season as Video Coordinator for the Anaheim Ducks. In his role, Trotta works closely with the coaching staff in compiling all pre-scout and game film for review.

Prior to joining the Ducks, Trotta served as Head Coach of the Los Angeles Jr. Kings, an 18-and-under AAA team, for two seasons. He spent the 2003-04 season coaching alongside former Kings and current Blackhawks assistant coach Mark Hardy. Trotta has nearly 300 games experience as an assistant coach at the professional level with the Columbus Chill (ECHL), Indianapolis Ice (IHL and CHL) and Peoria Rivermen (ECHL). While with the Ice, he won the 1999-00 Miron Cup as CHL champions. In addition, Trotta has coached under former AHL Coaches of the Year Don Granato (Worcester) and Bruce Cassidy (Grand Rapids). In all, Trotta has accrued over 12 years of coaching experience.

Prior to coaching, the Los Angeles native played hockey at the junior level in British Columbia and senior hockey in Northern Alberta. In addition, he played for the Dayton Jets of the All-American Hockey League in Dayton, Ohio. Trotta resides in Anaheim and enjoys fishing and watching sports in his spare time.



Sean Skahan **Strength & Conditioning Coach**

The 2008-09 campaign marked Sean Skahan's seventh season as the Strength and Conditioning Coach for the Anaheim Ducks. Skahan joined the Ducks in 2002 and is responsible for the overall strength and conditioning program for all players in the Ducks system. Skahan also coordinates all off-ice training at the annual prospect conditioning camp.

Prior to working with the Ducks, he was the Assistant Strength and Conditioning Coach at Boston College for the 2001-02 season where he worked with the hockey team. In 2000-01, he was the Assistant Strength and Conditioning Coach at the University of North Dakota. While earning his Master's degree in Kinesiology, the Massachusetts native worked as a Graduate Assistant Strength Coach at the University of Minnesota from 1999-00. He earned his bachelor's degree in exercise physiology from the University of Massachusetts at Boston in 1998. He also holds certifications from the National Strength and Conditioning Association (N.S.C.A.) and USA Weightlifting.

Sean, his wife Hillary and son Will reside in Anaheim Hills.



23 FRANCOIS BEAUCHEMIN



Defenseman

Shoots: Left **Height:** 6-0 **Weight:** 207 **Age:** 28; turns 29 on June 4, 2009
Born: June 4, 1980; Sorel, Quebec **Hometown:** Sorel, Quebec
Acquired: From Columbus with Tyler Wright in exchange for Sergei Fedorov and a fifth round draft choice in the 2006 NHL Entry Draft on Nov. 15, 2005
Drafted: By Montreal in the 3rd round (75th overall) of the 1998 NHL Entry Draft

2008-09 Statistics

Home: 12, 3-0=3, 0
 Road: 8, 1-1=2, -3
Total: 20, 4-1=5, -3

STATS	GP	G	A	Pts	PIM	PPG	SHG	GWG	Shots	Shot%
Season	20	4	1	5	12	0	0	2	45	8.9
Career	246	21	69	90	172	6	0	7	455	4.6

REAL TIME	TOI	TOI/Game	Faceoff W-L	FO Win %	Hits	Takeaways	Giveaways	Blocked Shots	+/-
	498:03	24:54	0-0	0.00	26	9	17	25	-3

Playoff Experience: Has appeared in the Stanley Cup Playoffs in each of the last three seasons, winning his first Stanley Cup with Anaheim in 2007...enters the 2009 postseason ranked tied for 11th on the Ducks' all-time postseason scoring list with 7-10=17 points over three seasons with Anaheim...appeared in all six of Anaheim's CQF games vs. Dallas in 2008...went scoreless with 26 penalty minutes (PIM)...logged a 2008 postseason-high 24:19 TOI in Game 4 of the CQF, Apr. 17 @ DAL...played in 20 of Anaheim's 21 postseason contests in 2007...finished tied for third in the NHL in PPG (4) and third in avg. TOI (30:33)...established a new career high for goals in a postseason (previously three in 2006)...scored a PPG in the series-clinching Game 5 of the SCF, June 6 vs. OTT...earned two assists (ties career high) and logged a game-high 34:29 TOI in Game 4 of the WCF, May 17 vs. DET...logged 37:49 of ice time with a +3 rating in Game 2 of the WCF, May 13 @ DET...scored two PPGs in Game 2 of the CQF, Apr. 13 vs. MIN, marking the third time in club history a Ducks defenseman scored two goals in a playoff game (has done it twice, also scoring two goals in Game 3 of the CQF on Apr. 25, 2006 vs. CGY)...the other Ducks defensemen to score two goals in a playoff game were J.J. Daigneault, who did so in Game 2 of the CQF, Apr. 18, 1997 vs. PHX and most recently, Chris Pronger, who scored two PPG in Game 3 of the CQF, Apr. 15 @ DAL...in 2006, appeared in his first Stanley Cup Playoffs...scored 3-6=9 points in 16 postseason games with the Ducks, leading all NHL rookie defensemen...tied for first on Ducks in rookie scoring (also Dustin Penner)...scored a goal in Game 5 of WCF, May 27 vs. EDM...collected two assists in Game 1 of CSF, May 5 vs. COL...collected two assists in Game 5 of CQF, Apr. 29 @ CGY...had a two-game point streak (2-1=3 points), Apr. 23-25...scored two PPGs in Game 4 of the CQF, Apr. 25 vs. CGY, setting a club record for goals in a playoff game by a rookie...scored his first career Stanley Cup Playoff point in Game 2 of the CQF, Apr. 23 @ CGY.

2008-09 Regular Season: Appeared in his fourth full NHL season, his fourth with Anaheim (played one game with MTL in 2002-03 and 11 with CBJ in 2005-06 before being acquired by the Ducks)...missed 62 games after suffering a torn left ACL on Nov. 14 vs. NSH...at the time of his injury, was tied for fourth among NHL defensemen in goals...played over 25:00 in 11 of his 20 games this season...returned to the line up for the final two games of the season vs. DAL (Apr. 10) and @ PHX (Apr. 11)...missed just under five months with the injury...in his return on Apr. 10 vs. DAL, logged 15:23 TOI with a +1 rating...logged a season-high 30:25, Oct. 31 vs. VAN...scored his second career OT goal (also Jan. 13, 2008 @ SJ), Oct. 29 vs. DET...had a three-game goal streak, Oct. 17-21, establishing a career high while also tying the second longest goal-scoring streak by a Ducks defenseman in club history...scored his first goal of the season (GWG) with a season-high +3 rating, Oct. 17 vs. SJ...recorded five shots on net on four separate occasions.

Personal: Francois and his wife Marie-Claude reside in Tustin with their two-year-old son, Samuel...the family is expecting the arrival of their daughter this Spring...during the offseason, the family resides in their native Sorel, Quebec...enjoys fishing, hunting and golfing...loves to prepare spaghetti with his famous meat sauce, a secret family recipe...lists The White House in Anaheim as his favorite OC restaurant...thinks his biggest life lesson was taught over the five years he played in the AHL, working harder every year to make it to the NHL...likes to play any kind of war game on PSP...enjoys watching football and admires Lance Armstrong for his ability to push through adversity...drinks green tea before games to settle down and listens to the same playlist on his iPod, which includes a large selection of AC/DC music, his favorite band...his first job was delivering the Journal de Montreal newspaper every morning at 5 a.m...welcomed the Stanley Cup to his hometown of Sorel, Quebec in July 2007...4,000 people turned out to see the Cup during the public celebration...along with J.S. Giguere, took the Cup to Sainte-Justine Hospital and shared it with children.

Playoff Single Game Career Highs

Goals: 2, two times (last: Apr. 13, 2007 vs. MIN, CQF Game 2)
Assists: 2, three times (last: May 17, 2007 vs. DET, WCF Game 4)
Points: 2, five times (last: May 17, 2007 vs. DET, WCF Game 4; 0-2=2)
SOG: 6, May 3, 2007 vs. VAN, CSF Game 5
PIM: 10, two times (last: Apr. 18, 2008 vs. DAL, CQF Game 5)
Plus/Minus: +3, two times (last: May 13, 2007 @ DET, WCF Game 2)

2008-09 Single Game Highs

Goals: 1, four times (last: Oct. 29 vs. DET)
Assists: 3, Oct. 6 @ PIT
Points: 1, five times (last: Oct. 29 vs. DET; 1-0=1)
PIM: 4, Oct. 17 vs. SJ
TOI: 30:25, Oct. 31 vs. VAN
Shots: 5, four times (last: Nov. 4 @ LA)
Plus/Minus: +3, two times (last: Nov. 5 vs. STL)
***Goal Streak:** Three games, Oct. 17-21 (3-0=3)
Assist Streak: None
Point Streak: Three games, Oct. 17-21 (3-0=3)
Penalty Shots: None
***career high; #ties career high**

CAREER STATISTICS

Season	Team	League	REGULAR SEASON							PLAYOFFS				
			GP	G	A	Pts.	PIM	+/-	GP	G	A	Pts.	PIM	
1996-97	Laavl Titan	QMJHL	66	7	21	28	132	-	3	0	0	0	2	
1997-98	Lival Titan	QMJHL	70	12	35	47	132	-	16	1	3	4	23	
1998-99	Acadie-Bathurst	QMJHL	31	4	17	21	53	-	23	2	16	18	55	
1999-00	Acadie-Bathurst	QMJHL	38	11	36	47	64	-	-	-	-	-		
	Moncton Wildcats	QMJHL	33	8	31	39	35	-	16	2	11	13	14	
2000-01	Quebec Citadelles	AHL	56	3	6	9	44	-	-	-	-	-		
2001-02	Quebec Citadelles	AHL	56	8	11	19	88	-	3	0	1	1	0	
	Mississippi	ECHL	7	1	3	4	2	-	-	-	-	-		
2002-03	MONTREAL	NHL	1	0	0	0	0	-1	-	-	-	-		
	Hamilton	AHL	75	7	21	28	92	-	23	1	9	10	16	
2003-04	Hamilton	AHL	77	9	27	36	57	-	10	2	4	6	18	
2004-05	Syracuse Crunch	AHL	72	3	27	30	55	-	-	-	-	-		
2005-06	COLUMBUS	NHL	11	0	2	2	11	-6	-	-	-	-		
	ANAHEIM	NHL	61	8	26	34	41	+8	16	3	6	9	11	
2006-07	ANAHEIM	NHL	71	7	21	28	49	+7	20	4	4	8	16	
2007-08	ANAHEIM	NHL	82	2	19	21	59	-9	6	0	0	0	26	
2008-09	ANAHEIM	NHL	20	4	1	5	12	-3	-	-	-	-	-	
NHL Totals			246	21	69	90	172	-4	42	7	10	17	53	
Anaheim Totals			234	21	67	88	161	+3	42	7	10	17	53	

23 Francois Beauchemin

Game	GP	Goals	Assists	Points	PIM	PP	SH	GWG	Shots	+/-	TOI
Oct. 9 at SJ	1	0	0	0	0	0	0	0	5	-1	23:33
Oct. 12 vs. PHX	1	0	0	0	2	0	0	0	2	0	24:20
Oct. 14 at LA	1	0	0	0	2	0	0	0	3	-1	23:24
Oct. 15 vs. EDM	1	0	0	0	0	0	0	0	3	0	23:37
Oct. 17 vs. SJ	1	1	0	1	4	0	0	1	1	3	25:02
Oct. 19 vs. CAR	1	1	0	1	0	0	0	0	1	1	24:54
Oct. 21 at TOR	1	1	0	1	0	0	0	0	3	0	28:53
Oct. 24 at OTT	1	0	0	0	2	0	0	0	5	1	28:23
Oct. 25 at MTL	1	0	0	0	0	0	0	0	0	0	27:52
Oct. 27 at CBJ	1	0	1	1	0	0	0	0	1	-2	26:47
Oct. 29 vs. DET	1	1	0	1	0	0	0	1	5	-1	27:58
Oct. 31 vs. VAN	1	0	0	0	0	0	0	0	2	-2	30:25
Nov. 2 vs. CGY	1	0	0	0	2	0	0	0	1	0	25:39
Nov. 4 at LA	1	0	0	0	0	0	0	0	5	0	26:57
Nov. 5 vs. STL	1	0	0	0	0	0	0	0	1	3	25:44
Nov. 7 vs. DAL	1	0	0	0	0	0	0	0	0	-2	24:15
Nov. 9 vs. FLA	1	0	0	0	0	0	0	0	4	-2	25:21
Nov. 14 vs. NSH	1	0	0	0	0	0	0	0	1	-1	17:33
Nov. 16 vs. LA											Injured-Torn Left ACL
Nov. 19 vs. WSH											Injured-Torn Left ACL
Nov. 21 at STL											Injured-Torn Left ACL
Nov. 22 at DAL											Injured-Torn Left ACL
Nov. 24 vs. COL											Injured-Torn Left ACL
Nov. 28 vs. CHI											Injured-Torn Left ACL
Nov. 30 at CAR											Injured-Torn Left ACL
Dec. 1 at DET											Injured-Torn Left ACL
Dec. 3 at CHI											Injured-Torn Left ACL
Dec. 7 vs. CBJ											Injured-Torn Left ACL
Dec. 10 vs. STL											Injured-Torn Left ACL
Dec. 11 at SJ											Injured-Torn Left ACL
Dec. 14 vs. MIN											Injured-Torn Left ACL
Dec. 16 vs. NYR											Injured-Torn Left ACL
Dec. 19 at EDM											Injured-Torn Left ACL
Dec. 22 at VAN											Injured-Torn Left ACL
Dec. 23 at CGY											Injured-Torn Left ACL
Dec. 27 at DAL											Injured-Torn Left ACL
Dec. 28 at STL											Injured-Torn Left ACL
Dec. 31 vs. CBJ											Injured-Torn Left ACL
Jan. 2 vs. PHI											Injured-Torn Left ACL
Jan. 4 vs. PHX											Injured-Torn Left ACL
Jan. 6 vs. LA											Injured-Torn Left ACL
Jan. 8 at LA											Injured-Torn Left ACL
Jan. 9 vs. TB											Injured-Torn Left ACL
Jan. 11 vs. NJ											Injured-Torn Left ACL
Jan. 14 vs. DET											Injured-Torn Left ACL
Jan. 16 at PIT											Injured-Torn Left ACL
Jan. 17 at MIN											Injured-Torn Left ACL
Jan. 20 at NYR											Injured-Torn Left ACL
Jan. 21 at NYI											Injured-Torn Left ACL
Jan. 27 at PHX											Injured-Torn Left ACL
Jan. 28 vs. CHI											Injured-Torn Left ACL
Jan. 31 at COL											Injured-Torn Left ACL
Feb. 2 vs. BUF											Injured-Torn Left ACL
Feb. 4 at MIN											Injured-Torn Left ACL
Feb. 5 at NSH											Injured-Torn Left ACL
Feb. 7 at CGY											Injured-Torn Left ACL
Feb. 11 vs. CGY											Injured-Torn Left ACL
Feb. 15 vs. ATL											Injured-Torn Left ACL
Feb. 18 vs. LA											Injured-Torn Left ACL
Feb. 20 at DET											Injured-Torn Left ACL
Feb. 21 at CBJ											Injured-Torn Left ACL
Feb. 24 at BUF											Injured-Torn Left ACL
Feb. 26 at BOS											Injured-Torn Left ACL
Feb. 28 at DAL											Injured-Torn Left ACL
Mar. 3 at CHI											Injured-Torn Left ACL
Mar. 6 vs. DAL											Injured-Torn Left ACL
Mar. 8 vs. MIN											Injured-Torn Left ACL
Mar. 11 vs. VAN											Injured-Torn Left ACL
Mar. 15 vs. SJ											Injured-Torn Left ACL
Mar. 18 vs. NSH											Injured-Torn Left ACL
Mar. 19 at PHX											Injured-Torn Left ACL
Mar. 22 vs. PHX											Injured-Torn Left ACL
Mar. 24 at NSH											Injured-Torn Left ACL
Mar. 25 at COL											Injured-Torn Left ACL
Mar. 27 vs. EDM											Injured-Torn Left ACL
Mar. 29 vs. COL											Injured-Torn Left ACL
Mar. 31 at EDM											Injured-Torn Left ACL
Apr. 2 at VAN											Injured-Torn Left ACL
Apr. 4 at SJ											Injured-Torn Left ACL
Apr. 5 vs. SJ											Injured-Torn Left ACL
Apr. 10 vs. DAL	1	0	0	0	0	0	0	0	0	1	15:23
Apr. 11 at PHX	1	0	0	0	0	0	0	0	2	0	22:03
Totals	20	4	1	5	12	0	0	2	45	-3	498:03



50 TROY BODIE

Right Wing



Shoots: Right **Height:** 6-4 **Weight:** 215 **Age:** 24; turns 25 on Jan. 25, 2010
Born: Jan. 25, 1985; Portage La Prairie, Manitoba **Hometown:** Portage La Prairie, Manitoba
Acquired: Signed as a free agent, July 22, 2008
Drafted: By Edmonton in the ninth round (278th overall) of the 2003 NHL Entry Draft

2008-09 Statistics

Home: 1, 0-0=0, 0
 Road: 3, 0-0=0, 0
Total: 4, 0-0=0, 0

STATS	GP	G	A	Pts	PIM	PPG	SHG	GWG	Shots	Shot%
Season	4	0	0	0	0	0	0	0	5	0.00
Career	4	0	0	0	0	0	0	0	5	0.00
REAL TIME										
TOI	TOI/Game	Faceoff W-L	FO Win %	Hits	Takeaways	Giveaways	Blocked Shots	+/-		
32:35	8:08	1-1	50.00	6	0	1	0	0		

Playoff Experience: Has never appeared in the Stanley Cup Playoffs.

2008-09 Regular Season: Appeared in his first NHL season ...recalled on three occasions, most recently on Apr. 5...did not appear in an NHL game on his most recent recall...reassigned to Iowa (AHL) on Mar. 12...registered two shots on goal in 5:51 TOI, Mar. 6 vs. DAL...recalled from Iowa on Mar. 4...assigned to Iowa on Jan. 22...logged a career high two shots on goal and 11:40 TOI, Jan. 17 @ MIN...made his NHL debut, Jan. 16 @ PIT with an even plus/minus rating in 6:44 TOI...recalled from Iowa on Jan. 15...appeared in 71 games with Iowa, scoring 15-12=27 points and 105 PIM...at the time of his most recent recall, ranked fourth on the team in goals and fifth in penalty minutes...had his first multi-goal game, Feb. 24 vs. San Antonio (2-0=2)...put together a career-high five-game point streak (2-3=5), Jan. 29-Feb. 7.

2008-09 Single Game Highs

Goals: None
Assists: None
Points: None
PIM: None
***TOI:** 11:40, Jan. 17 @ MIN
***Shots:** 2, two times (last: Mar. 6 vs. DAL)
***Plus/Minus:** 0, four times (last: Mar. 6 vs. DAL)
Goal Streak: None
Assist Streak: None
Point Streak: None
Penalty Shots: None
 *career high; #ties career high

Personal: Spends the off-seasons in his hometown of Portage La Prairie, Manitoba...lists golf, beach volleyball and water sports as his favorite summer activities...enjoys watching Family Guy and Entourage...lists Landmark Steakhouse in Corona Del Mar as his favorite Orange County restaurant, but takes pride in his home-made chicken parmesan.

CAREER STATISTICS

Season	Team	League	REGULAR SEASON							PLAYOFFS			
			GP	G	A	Pts.	PIM	+/-	GP	G	A	Pts.	PIM
2002-03	Kelowna	WHL	35	4	4	8	36	-	11	1	1	2	2
2003-04	Kelowna	WHL	71	8	12	20	112	-	17	7	3	10	6
2004-05	Kelowna	WHL	72	24	24	48	96	-	24	4	13	17	26
2005-06	Kelowna	WHL	72	28	25	53	117	-	12	5	4	9	8
2006-07	Stockton	ECHL	46	21	17	38	80	-	6	0	2	2	6
	Hamilton	AHL	20	0	1	1	29	-	-	-	-	-	-
2007-08	Springfield	AHL	62	9	6	15	108	-	-	-	-	-	-
2008-09	ANAHEIM	NHL	4	0	0	0	0	-	-	-	-	-	-
	Iowa	AHL	71	15	12	27	105	-	-	-	-	-	-
NHL Totals			4	0	0	0	0	-	-	-	-	-	-
AHL Totals			153	24	19	43	242	-	-	-	-	-	-

50 Troy Bodie

Game	GP	Goals	Assists	Points	PIM	PP	SH	GWG	Shots	+/-	TOI
Oct. 9 at SJ						Minors					
Oct. 12 vs. PHX						Minors					
Oct. 14 at LA						Minors					
Oct. 15 vs. EDM						Minors					
Oct. 17 vs. SJ						Minors					
Oct. 19 vs. CAR						Minors					
Oct. 21 at TOR						Minors					
Oct. 24 at OTT						Minors					
Oct. 25 at MTL						Minors					
Oct. 27 at CBJ						Minors					
Oct. 29 vs. DET						Minors					
Oct. 31 vs. VAN						Minors					
Nov. 2 vs. CGY						Minors					
Nov. 4 at LA						Minors					
Nov. 5 vs. STL						Minors					
Nov. 7 vs. DAL						Minors					
Nov. 9 vs. FLA						Minors					
Nov. 14 vs. NSH						Minors					
Nov. 16 vs. LA						Minors					
Nov. 19 vs. WSH						Minors					
Nov. 21 at STL						Minors					
Nov. 22 at DAL						Minors					
Nov. 24 vs. COL						Minors					
Nov. 28 vs. CHI						Minors					
Nov. 30 at CAR						Minors					
Dec. 1 at DET						Minors					
Dec. 3 at CHI						Minors					
Dec. 7 vs. CBJ						Minors					
Dec. 10 vs. STL						Minors					
Dec. 11 at SJ						Minors					
Dec. 14 vs. MIN						Minors					
Dec. 16 vs. NYR						Minors					
Dec. 19 at EDM						Minors					
Dec. 22 at VAN						Minors					
Dec. 23 at CGY						Minors					
Dec. 27 at DAL						Minors					
Dec. 28 at STL						Minors					
Dec. 31 vs. CBJ						Minors					
Jan. 2 vs. PHI						Minors					
Jan. 4 vs. PHX						Minors					
Jan. 6 vs. LA						Minors					
Jan. 8 at LA						Minors					
Jan. 9 vs. TB						Minors					
Jan. 11 vs. NJ						Minors					
Jan. 14 vs. DET						Minors					
Jan. 16 at PIT	1	0	0	0	0	0	0	0	0	0	6:44
Jan. 17 at MIN	1	0	0	0	0	0	0	0	2	0	11:40
Jan. 20 at NYR						Healthy Scratch					
Jan. 21 at NYI	1	0	0	0	0	0	0	0	1	0	8:20
Jan. 27 at PHX						Minors					
Jan. 28 vs. CHI						Minors					
Jan. 31 at COL						Minors					
Feb. 2 vs. BUF						Minors					
Feb. 4 at MIN						Minors					
Feb. 5 at NSH						Minors					
Feb. 7 at CGY						Minors					
Feb. 11 vs. CGY						Minors					
Feb. 15 vs. ATL						Minors					
Feb. 18 vs. LA						Minors					
Feb. 20 at DET						Minors					
Feb. 21 at CBJ						Minors					
Feb. 24 at BUF						Minors					
Feb. 26 at BOS						Minors					
Feb. 28 at DAL						Minors					
Mar. 3 at CHI						Minors					
Mar. 6 vs. DAL	1	0	0	0	0	0	0	0	2	0	5:51
Mar. 8 vs. MIN						Healthy Scratch					
Mar. 11 vs. VAN						Healthy Scratch					
Mar. 15 vs. SJ						Minors					
Mar. 18 vs. NSH						Minors					
Mar. 19 at PHX						Minors					
Mar. 22 vs. PHX						Minors					
Mar. 24 at NSH						Minors					
Mar. 25 at COL						Minors					
Mar. 27 vs. EDM						Minors					
Mar. 29 vs. COL						Minors					
Mar. 31 at EDM						Minors					
Apr. 2 at VAN						Minors					
Apr. 4 at SJ						Minors					
Apr. 5 vs. SJ						Healthy Scratch					
Apr. 10 vs. DAL						Healthy Scratch					
Apr. 11 at PHX						Healthy Scratch					
Totals	4	0	0	0	0	0	0	0	5	0	32:35



21 SHELDON BROOKBANK



Defenseman

Shoots: Right **Height:** 6-2 **Weight:** 205 **Age:** 29; turns 30 on Oct. 3, 2010
Born: Oct. 3, 1980; Lanigan, Saskatchewan **Hometown:** Lanigan, Saskatchewan
Acquired: From New Jersey in exchange for David McIntyre, Feb. 3, 2009
Drafted: Not drafted

2008-09 Statistics

Home: 23, 0-2=2, +1
 Road: 21, 1-1=2, +3
Total: 44, 1-3=4, +4

STATS	GP	G	A	Pts	PIM	PPG	SHG	GWG	Shots	Shot%
Season	44	1	3	4	76	0	0	0	30	3.3
Career	91	1	12	13	151	0	0	0	76	1.3

REAL TIME										
TOI	TOI/Game	Faceoff W-L	FO Win %	Hits	Takeaways	Giveaways	Blocked Shots	+/-		
533:51	12:07	0-0	0.0%	37	10	9	22	+4		

Playoff Experience: Has never appeared in the Stanley Cup Playoffs.

2008-09 Regular Season: Appeared in his third NHL season, his first with Anaheim...appeared in all of Anaheim's remaining 29 games following his acquisition from New Jersey...posted 1-2=3 points with a +4 rating in his last 12 games...was a plus-or-even in 23 of his final 27 games (+4)...recorded a +1 rating in a season-high three consecutive games, Mar. 29-Apr. 2...scored his first career NHL goal (Roloson) in a 5-3 Ducks win, Mar. 31 @ EDM...picked up a career-high 12 PIM, Feb. 26 @ BOS...earned his first point as a Duck (assist) on three shots, Feb. 18 vs. LA...made his Anaheim debut on Feb. 4 @ MIN, going scoreless in 15:34 TOI...was acquired from the Devils in exchange for center David McIntyre, Feb. 3...began the season with New Jersey, going scoreless with 25 PIM in 15 games...logged a season-high 19:29 TOI and a +1 rating, Nov. 9 vs. EDM


2008-09 Single Game Highs
 *Goals: 1, Mar. 31 @ EDM
 Assists: 1, 12 times (last: Mar. 27 vs. EDM)
 Points: 1, 13 times (last: Mar. 31 @ EDM)
 *PIM: 12, Feb. 26 @ BOS
 TOI: 19:29, Nov. 9 w/NJ vs. EDM
 Shots: 3, Feb. 18 vs. LA
 Plus/Minus: +1, 10 times (last: Apr. 2 @ VAN)
 Goal Streak: None
 Assist Streak: None
 Point Streak: None
 Penalty Shots: None
 *career high; # ties career high

Personal: Graduated from Lanigan High School (Saskatchewan) in 1998...is engaged to Lene Durand and will marry this summer on July 18...Lene recently graduated from a natural gourmet chef school...traveled to Hawaii and spent time with his family at Jackfish Lake in Alberta last summer...worked on a honeybee farm, extracting, moving, and loading boxes as one of his first jobs...lists his greatest hockey accomplishments as making it to the NHL, and winning the Mac's World Invitational AAA Midget Hockey Tournament with the Saskatoon Contacts in 1997...older brother Wade plays for Carolina...Sheldon and Wade played against each other for first time on Feb. 18, 2007 w/NJ vs. CAR...hosted a golf tournament along with his brother last summer to benefit diabetes research, as well as minor sports in their hometown...enjoys cooking, including a beef brisket family recipe...participates in golf, softball and water sports during the off-season...favorite athlete outside of hockey is Manny Ramirez...favorite cable channel is FX and top TV show is "Family Guy"...while in Orange County, enjoys sushi at The Cannery in Newport Beach.

CAREER STATISTICS														
Season	Team	League	REGULAR SEASON							PLAYOFFS				
			GP	G	A	Pts.	PIM	+/-	GP	G	A	Pts.	PIM	
2001-02	Mississippi	ECHL	62	8	21	29	137	-	10	1	4	5	26	
	Grand Rapids	AHL	60	1	1	24	-	-	-	-	-	-		
2002-03	Grand Rapids	AHL	69	2	11	13	136	-	15	1	3	4	28	
	Cincinnati	AHL	74	2	9	11	216	-	9	0	2	2	20	
2004-05	Cincinnati	AHL	60	1	11	12	181	-	11	0	0	0	40	
2005-06	Milwaukee	AHL	73	9	26	35	232	-	21	1	8	9	49	
2006-07	Milwaukee	AHL	78	15	38	53	176	-	4	0	0	0	6	
	NASHVILLE	NHL	30	1	1	12	0	-	-	-	-	-		
2007-08	Lowell	AHL	10	0	0	5	-	-	-	-	-	-		
	NEW JERSEY	NHL	44	0	8	8	63	0	-	-	-	-	-	
2008-09	NEW JERSEY	NHL	15	0	0	0	25	+1	-	-	-	-	-	
	ANAHEIM	NHL	29	1	3	4	51	+3	-	-	-	-	-	
NHL Totals			91	1	12	13	151	+4	-	-	-	-	-	
AHL Totals			361	29	96	125	970	-	60	2	13	15	143	

21 Sheldon Brookbank

Game	GP	Goals	Assists	Points	PIM	PP	SH	GWG	Shots	+/-	TOI
Oct. 10 vs. NYI						Healthy Scratch					
Oct. 11 at PIT						Healthy Scratch					
Oct. 13 at NYR						Healthy Scratch					
Oct. 16 at ATL						Healthy Scratch					
Oct. 18 at WSH						Healthy Scratch					
Oct. 22 vs. DAL						Healthy Scratch					
Oct. 24 vs. PHI						Healthy Scratch					
Oct. 25 at PHI	1	0	0	0	7	0	0	0	1	0	3:01
Oct. 29 vs. TOR						Healthy Scratch					
Nov. 1 vs. ATL	1	0	0	0	5	0	0	0	1	0	12:05
Nov. 3 vs. BUF	1	0	0	0	4	0	0	0	0	0	9:13
Nov. 5 vs. TB	1	0	0	0	2	0	0	0	0	0	14:57
Nov. 8 at DET	1	0	0	0	0	0	0	0	0	0	16:04
Nov. 9 vs. EDM	1	0	0	0	0	0	0	0	1	1	19:29
Nov. 12 vs. NYR	1	0	0	0	0	0	0	0	0	0	13:34
Nov. 14 at WSH						Healthy Scratch					
Nov. 15 vs. WSH	1	0	0	0	0	0	0	0	2	0	7:27
Nov. 20 vs. FLA	1	0	0	0	0	0	0	0	0	0	5:41
Nov. 21 vs. NYI	1	0	0	0	0	0	0	0	0	0	5:07
Nov. 23 at TB	1	0	0	0	0	0	0	0	0	0	6:03
Nov. 26 at FLA	1	0	0	0	0	0	0	0	0	0	2:04
Nov. 29 at PIT	1	0	0	0	0	0	0	0	0	0	3:23
Dec. 4 at PHI						Healthy Scratch					
Dec. 6 at MTL						Healthy Scratch					
Dec. 10 vs. PIT						Healthy Scratch					
Dec. 12 vs. NYR						Healthy Scratch					
Dec. 13 vs. BUF						Healthy Scratch					
Dec. 16 at TOR						Healthy Scratch					
Dec. 17 at BUF						Healthy Scratch					
Dec. 19 vs. OTT	1	0	0	0	2	0	0	0	1	0	8:12
Dec. 21 vs. PHI	1	0	0	0	5	0	0	0	0	0	6:19
Dec. 23 vs. BOS						Healthy Scratch					
Dec. 26 vs. PIT						Healthy Scratch					
Dec. 27 at NYR						Healthy Scratch					
Dec. 30 at STL						Healthy Scratch					
Dec. 31 at DAL						Healthy Scratch					
Jan. 2 vs. MTL						Healthy Scratch					
Jan. 4 vs. OTT						Healthy Scratch					
Jan. 6 at CAR						Healthy Scratch					
Jan. 8 vs. ATL						Healthy Scratch					
Jan. 10 at LA						Healthy Scratch					
Jan. 11 at ANA						Healthy Scratch					
Jan. 13 at VAN						Healthy Scratch					
Jan. 16 at CBJ						Healthy Scratch					
Jan. 17 at NYI						Healthy Scratch					
Jan. 19 at NSH						Healthy Scratch					
Jan. 21 vs. MTL						Healthy Scratch					
Jan. 27 at OTT						Healthy Scratch					
Jan. 29 at BOS						Healthy Scratch					
Jan. 30 vs. PIT						Healthy Scratch					
Feb. 3						Acquired by Anaheim					
Feb. 4 at MIN	1	0	0	0	0	0	0	0	0	0	15:34
Feb. 5 at NSH	1	0	0	0	0	0	0	0	0	-2	17:30
Feb. 7 at CGY	1	0	0	0	0	0	0	0	2	1	13:59
Feb. 11 vs. CGY	1	0	0	0	0	0	0	0	0	0	12:56
Feb. 15 vs. ATL	1	0	0	0	0	0	0	0	2	0	15:37
Feb. 18 vs. LA	1	0	1	1	0	0	0	0	3	0	14:37
Feb. 20 at DET	1	0	0	0	0	0	0	0	2	0	14:52
Feb. 21 at CBJ	1	0	0	0	4	0	0	0	0	1	17:59
Feb. 24 at BUF	1	0	0	0	5	0	0	0	0	0	14:56
Feb. 26 at BOS	1	0	0	0	12	0	0	0	0	-1	6:38
Feb. 28 at DAL	1	0	0	0	5	0	0	0	2	1	18:02
Mar. 3 at CHI	1	0	0	0	0	0	0	0	1	0	16:27
Mar. 6 vs. DAL	1	0	0	0	5	0	0	0	2	0	11:22
Mar. 8 vs. MIN	1	0	0	0	0	0	0	0	0	-1	9:31
Mar. 11 vs. VAN	1	0	0	0	0	0	0	0	1	0	13:50
Mar. 15 vs. SJ	1	0	0	0	0	0	0	0	2	0	14:55
Mar. 18 vs. NSH	1	0	0	0	0	0	0	0	0	0	14:52
Mar. 19 at PHX	1	0	1	1	4	0	0	0	1	1	10:23
Mar. 22 vs. PHX	1	0	0	0	0	0	0	0	0	1	14:17
Mar. 24 at NSH	1	0	0	0	0	0	0	0	2	0	11:12
Mar. 25 at COL	1	0	0	0	7	0	0	0	1	1	15:47
Mar. 27 vs. EDM	1	0	1	1	0	0	0	0	0	0	8:54
Mar. 29 vs. COL	1	0	0	0	0	0	0	0	0	1	16:48
Mar. 31 at EDM	1	1	0	1	4	0	0	0	1	1	11:10
Apr. 2 at VAN	1	0	0	0	5	0	0	0	1	1	14:13
Apr. 4 at SJ	1	0	0	0	0	0	0	0	0	0	14:49
Apr. 5 vs. SJ	1	0	0	0	0	0	0	0	1	-1	14:45
Apr. 10 vs. DAL	1	0	0	0	0	0	0	0	0	0	13:08
Apr. 11 at PHX	1	0	0	0	0	0	0	0	0	-1	12:09
Totals	44	1	3	4	76	0	0	0	30	4	533:51



13 MIKE BROWN

Right Wing



Shoots: Right **Height:** 6-0 **Weight:** 210 **Age:** 23; turns 24 on June 24, 2009
Born: June 24, 1985; Northbrook, IL **Hometown:** Northbrook, IL
Acquired: From Vancouver in exchange for Nathan McLver, Feb. 4, 2009
Drafted: By Vancouver in the fourth round (159th overall) of the 2004 NHL Entry Draft

2008-09 Statistics

Home: 26, 0-2=2, -6
 Road: 22, 2-0=2, -1
 Total: 48, 2-2=4, -7

STATS	GP	G	A	Pts	PIM	PPG	SHG	GWG	Shots	Shot%
Season	48	2	2	4	145	0	0	2	44	4.5
Career	67	3	2	5	200	0	0	2	53	5.7
REAL TIME										
TOI	TOI/Game	Faceoff W-L	FO Win %	Hits	Takeaways	Giveaways	Blocked Shots	+/-		
390:41	8:08	0-6	0%	86	9	1	12	-7		

Playoff Experience: Has never appeared in the Stanley Cup Playoffs.

2008-09 Regular Season: Appeared in his second NHL season, split between Anaheim and Vancouver...set career highs in goals (2), assists (2) and points (4) in 2008-09...both goals scored were game-winners, including Apr. 4 @ SJ (W, 5-2) and Feb. 24 @ BUF (W, 3-2)...collected his first assist as a Duck and a +1 rating in a 6-2 Anaheim victory, Mar. 22 vs. PHX...established a career high with 17:59 TOI, second only to Teemu Selanne's team-high 18:32 among Ducks forwards on Mar. 8 vs. MIN...scored his first goal as a Duck (Lalime) and second of his career, Feb. 24 @ BUF...marked his first career GWG in the 3-2 Anaheim victory...made his Anaheim debut on Feb. 5 @ NSH, going scoreless on two shots in 11:38 TOI...was acquired by Anaheim from Vancouver in exchange for defenseman Nathan McLver, Feb. 4...was tied for second among Canucks in PIM (85) at the time of the trade...set a career high with 17 PIM on Dec. 17 vs. EDM and matched it on Feb. 26 with Anaheim @ BOS...collected his first point of the season (assist) and second of his career, Nov. 27 vs. CGY.

2008-09 Single Game Highs

#Goals: 1, two times (last: Apr. 4 @ SJ)
#Assists: 1, two times (last: Mar. 22 vs. PHX)
#Points: 1, four times (last: Apr. 4 @ SJ)
#PIM: 17, two times (last: Feb. 26 @ BOS)
***TOI:** 17:59, Mar. 8 vs. MIN
***Shots:** 6, Mar. 3 @ CHI
#Plus/Minus: +1, six times (last: Apr. 4 @ SJ)
Goal Streak: None
Assist Streak: None
Point Streak: None
Penalty Shots: None
 *career high; # ties career high

Personal: Married to wife Katarina...graduated from Huron High School (Ann Arbor, MI) in 2003...attended the University of Michigan for two years...while growing up, his dad sold motorcycles to Chicago Blackhawks players in Illinois and became friends with several players...enjoys to cook, especially healthy dishes...one of his favorite meals is sushi...plays golf in the offseason, citing Tiger Woods as his favorite athlete outside of hockey...his favorite TV channel is FOX and top show is "Family Guy"...he and Katarina recently tried cross country skiing in Whistler, as both discovered "it's harder than we thought."

CAREER STATISTICS

Season	Team	League	REGULAR SEASON						PLAYOFFS				
			GP	G	A	Pts.	PIM	+/-	GP	G	A	Pts.	PIM
2001-02	United States	Nat.-Tm	46	5	11	16	56	-	-	-	-	-	-
2002-03	United States	Nat.-Tm	90	3	3	29	-	-	-	-	-	-	
2003-04	U. of Michigan	CCHA	42	8	5	13	51	-	-	-	-	-	
2004-05	U. of Michigan	CCHA	35	3	5	8	95	-	-	-	-	-	
2005-06	Manitoba	AHL	73	7	8	15	139	-	13	1	2	3	17
2006-07	Manitoba	AHL	62	3	0	3	194	-	13	-	2	2	16
2007-08	Manitoba	AHL	54	10	3	13	201	-	6	2	0	2	11
	VANCOUVER	NHL	19	1	0	1	55	-2	-	-	-	-	-
2008-09	VANCOUVER	NHL	20	0	1	1	85	-5	-	-	-	-	-
	ANAHEIM	NHL	28	2	1	3	60	-2	-	-	-	-	-
NHL Totals			67	3	2	5	200	-9	-	-	-	-	-
AHL Totals			189	20	11	31	534	-	32	3	4	7	44

Game	GP	Goals	Assists	Points	PIM	PP	SH	GWG	Shots	+/-	TOI
Oct. 9 vs. CGY						Healthy Scratch					
Oct. 11 at CGY						Healthy Scratch					
Oct. 13 at WSH						Healthy Scratch					
Oct. 16 at DET						Healthy Scratch					
Oct. 17 at BUF						Healthy Scratch					
Oct. 19 at CHI	1	0	0	0	7	0	0	0	1	0	3:16
Oct. 21 at CBJ	1	0	0	0	5	0	0	0	0	0	3:37
Oct. 25 vs. EDM						Healthy Scratch					
Oct. 28 vs. BOS						Healthy Scratch					
Oct. 30 at LA	1	0	0	0	0	0	0	0	0	0	7:26
Oct. 31 at ANA	1	0	0	0	8	0	0	0	0	-1	3:39
Nov. 2 vs. DET	1	0	0	0	5	0	0	0	0	0	5:08
Nov. 4 vs. NSH	1	0	0	0	0	0	0	0	0	0	5:44
Nov. 6 vs. PHX	1	0	0	0	5	0	0	0	0	0	5:39
Nov. 8 vs. MIN	1	0	0	0	2	0	0	0	1	0	8:27
Nov. 12 vs. COL	1	0	0	0	0	0	0	0	1	0	9:21
Nov. 15 vs. TOR						Healthy Scratch					
Nov. 17 at NYI						Healthy Scratch					
Nov. 19 at NYR						Healthy Scratch					
Nov. 20 at MIN						Healthy Scratch					
Nov. 22 at PIT						Healthy Scratch					
Nov. 24 vs. DET						Healthy Scratch					
Nov. 27 vs. CGY	1	0	1	1	5	0	0	0	0	0	4:41
Nov. 29 at CGY						Healthy Scratch					
Dec. 1 at CBJ	1	0	0	0	5	0	0	0	2	0	5:18
Dec. 4 at DET	1	0	0	0	0	0	0	0	0	-1	7:57
Dec. 5 at MIN						Healthy Scratch					
Dec. 7 at COL						Healthy Scratch					
Dec. 9 at NSH						Healthy Scratch					
Dec. 13 at EDM						Healthy Scratch					
Dec. 14 vs. FLA	1	0	0	0	5	0	0	0	0	0	5:04
Dec. 17 vs. EDM	1	0	0	0	17	0	0	0	0	0	1:58
Dec. 20 vs. CHI						Healthy Scratch					
Dec. 22 vs. ANA	1	0	0	0	5	0	0	0	0	0	6:54
Dec. 23 at SJ						Healthy Scratch					
Dec. 26 vs. EDM	1	0	0	0	5	0	0	0	0	-1	1:25
Dec. 28 vs. OTT	1	0	0	0	2	0	0	0	0	0	8:08
Dec. 30 vs. PHI	1	0	0	0	0	0	0	0	0	-1	8:55
Jan. 1 at NSH						Healthy Scratch					
Jan. 2 at ATL	1	0	0	0	9	0	0	0	1	0	4:53
Jan. 4 vs. DAL						Healthy Scratch					
Jan. 7 at EDM						Healthy Scratch					
Jan. 9 vs. STL						Healthy Scratch					
Jan. 10 vs. SJ						Healthy Scratch					
Jan. 13 vs. NJ						Healthy Scratch					
Jan. 15 vs. PHX						Healthy Scratch					
Jan. 18 vs. CBJ						Healthy Scratch					
Jan. 20 at SJ						Healthy Scratch					
Jan. 28 vs. NSH						Healthy Scratch					
Jan. 31 vs. MIN	1	0	0	0	0	0	0	0	0	-1	2:13
Feb. 3 vs. CAR						Healthy Scratch					
Feb. 4 at MIN						Acquired by Anaheim - Healthy Scratch					
Feb. 5 at NSH	1	0	0	0	0	0	0	0	2	0	11:38
Feb. 7 at CGY	1	0	0	0	2	0	0	0	0	0	6:33
Feb. 11 vs. CGY	1	0	0	0	5	0	0	0	0	0	3:27
Feb. 15 vs. ATL	1	0	0	0	5	0	0	0	1	-1	4:48
Feb. 18 vs. LA	1	0	0	0	5	0	0	0	0	0	5:42
Feb. 20 at DET	1	0	0	0	0	0	0	0	1	0	9:26
Feb. 21 at CBJ	1	0	0	0	0	0	0	0	1	0	12:18
Feb. 24 at BUF	1	1	0	1	0	0	0	1	3	1	13:04
Feb. 26 at BOS	1	0	0	0	17	0	0	0	1	-1	10:12
Feb. 28 at DAL	1	0	0	0	0	0	0	0	0	0	11:16
Mar. 3 at CHI	1	0	0	0	0	0	0	0	6	0	14:32
Mar. 6 vs. DAL	1	0	0	0	0	0	0	0	3	-1	13:09
Mar. 8 vs. MIN	1	0	0	0	0	0	0	0	3	1	17:59
Mar. 11 vs. VAN	1	0	0	0	0	0	0	0	3	-1	14:42
Mar. 15 vs. SJ	1	0	0	0	0	0	0	0	2	0	11:39
Mar. 18 vs. NSH	1	0	0	0	5	0	0	0	0	0	10:34
Mar. 19 at PHX	1	0	0	0	0	0	0	0	0	-1	7:56
Mar. 22 vs. PHX	1	0	1	1	5	0	0	0	2	1	9:34
Mar. 24 at NSH	1	0	0	0	0	0	0	0	2	0	7:58
Mar. 25 at COL	1	0	0	0	2	0	0	0	1	1	13:24
Mar. 27 vs. EDM	1	0	0	0	2	0	0	0	3	-2	6:17
Mar. 29 vs. COL	1	0	0	0	5	0	0	0	0	0	10:31
Mar. 31 at EDM	1	0	0	0	0	0	0	0	0	0	11:53
Apr. 2 at VAN	1	0	0	0	5	0	0	0	0	1	8:10
Apr. 4 at SJ	1	1	0	1	0	0	0	1	1	1	10:02
Apr. 5 vs. SJ	1	0	0	0	2	0	0	0	0	0	10:04
Apr. 10 vs. DAL	1	0	0	0	0	0	0	0	2	0	6:16
Apr. 11 at PHX	1	0	0	0	0	0	0	0	1	-1	7:54
Totals	48	2	2	4	145	0	0	2	44	-7	390:41



20 RYAN CARTER

Center



Shoots: Left **Height:** 6-2 **Weight:** 202 **Age:** 25; turns 26 on August 3, 2009
Born: August 3, 1983; White Bear Lake, Minnesota **Hometown:** White Bear Lake, Minn.
Drafted: Not drafted
Acquired: Signed as a free agent, July 12, 2006

2008-09 Statistics

Home: 27, 3-3=6, +5
 Road: 21, 0-3=3, -2
Total: 48, 3-6=9, +3

STATS	GP	G	A	Pts	PIM	PPG	SHG	GWG	Shots	Shot%
Season	48	3	6	9	52	0	0	1	40	7.50
Career	82	7	10	17	88	0	0	2	56	7.29
REAL TIME										
TOI	TOI/Game	Faceoff	W-L	FO Win %	Hits	Takeaways	Giveaways	Blocked Shots	+/-	
436:46	9:05	146-158		48.03	67	8	12	9		+3

Playoff Experience: Has appeared in the Stanley Cup Playoffs with Anaheim in each of his last two seasons...appeared in all six of Anaheim's CQF games vs. Dallas in 2008...went scoreless with six PIM...logged a postseason high 12:52 on Apr. 20, 2008 @ DAL (CQF Game 6)...logged three shots on net on Apr. 15, 2008 @ DAL (CQF Game 3)...won his first Stanley Cup championship with Anaheim in 2007...marked his first appearance in the Stanley Cup Playoffs...joined Anaheim for the 2007 playoffs and appeared in four games, including one SCF contest (Game 4 at OTT, June 4, 2007)...also played in three WCF games vs. DET (Games 4-6)...was scoreless with an even plus-minus rating in his four playoff appearances.

2008-09 Regular Season: Appeared in his second NHL season, both with Anaheim...set career highs for assists, points, PIM and games played...was a plus-or-even in 39 of his 48 appearances for a +3 on the season...set a career high for TOI with 17:57, Feb. 2 vs. BUF...scored a goal with a career-high 15 PIM, Dec. 7 vs. CBJ...scored the game-winning goal, the second of his career, Nov. 2 vs. CGY...collected an assist while winning seven-of-10 faceoffs (70%), Oct. 24 @ MTL...opened the season with a career high-tying two-game point streak, Oct. 12-14 (1-1=2)...scored his first goal of the season and earned a career high-tying +2 rating, Oct. 12 vs. PHX...collected points in three of his first four games (1-2=3) and four of his first seven (1-3=4).

Personal: Resides in White Bear Lake, Minnesota during the off-season...enjoys golfing and fishing in his spare time...has two sisters and is the middle child of the family...attended a Natasha Bedingfield concert last summer and enjoys her music...has an eclectic music collection, but admits pop and country are his favorites...has also become a recent fan of Justin Nozuka's music...his favorite class at Minnesota State-Mankato was geography...one of his favorite shows is "Myth Busters" on the Discovery Channel...also enjoys watching Bobby Flay on the Food Network...admittedly loves "The Hills" on MTV...secretly would like to be a contestant on VH1's "I Love New York"...spent his first job packing ice at a local plant...considers a family trip to Orlando, Florida as the best vacation he took as a kid...likes to cook on the grill with his mom's pork tenderloin recipe being his favorite dish.

Playoff Single Game Career Highs

Goals: None
Assists: None
Points: None
SOG: 3, Apr. 15, 2008 @ DAL, CQF Game 3
PIM: 2, three times (last: Apr. 20, 2008 @ DAL, CQF Game 6)
Plus/Minus: 0, seven times (last: Apr. 20, 2008 @ DAL, CQF Game 6)

2008-09 Single Game Highs


Goals: 1, three times (last: Dec. 7 vs. CBJ)
#Assists: 1, six times (last: Jan. 8 @ LA)
Points: 1, 10 times (last: Jan. 8 @ LA (0-1=1))
***PIM:** 15, Dec. 7 vs. CBJ
***TOI:** 17:57, Feb. 2 vs. BUF
Shots: 3, two times (last: Nov. 7 vs. DAL)
#Plus/Minus: +2, Oct. 12 vs. PHX
Goal Streak: None
Assist Streak: None
#Point Streak: Two games, Oct. 12-14 (1-1=2)
Penalty Shots: None
 *career high; #ties career high

CAREER STATISTICS

Season	Team	League	REGULAR SEASON							PLAYOFFS				
			GP	G	A	Pts	PIM	+/-	GP	G	A	Pts.	PIM	
2004-2005	Minn. St.-Man	NCAA	37	15	8	23	44	-	-	-	-	-	-	-
2005-2006	Minn. St.-Man	NCAA	39	19	16	35	71	-	-	-	-	-	-	
2006-07	Portland	AHL	76	16	20	36	85	-	-	-	-	-	-	
	ANAHEIM	NHL	-	-	-	-	-	-	4	0	0	0	0	
2007-08	Portland	AHL	13	3	2	5	38	-	-	-	-	-	-	
	ANAHEIM	NHL	34	4	4	8	36	-2	6	0	0	0	6	
2008-09	ANAHEIM	NHL	48	3	6	9	52	+3	-	-	-	-	-	
NHL Totals			82	7	10	17	88	+1	10	0	0	0	6	

20 Ryan Carter

Game	GP	Goals	Assists	Points	PIM	PP	SH	GWG	Shots	+/-	TOI
Oct. 9 at SJ						Healthy Scratch					
Oct. 12 vs. PHX	1	1	0	1	2	0	0	0	1	2	10:14
Oct. 14 at LA	1	0	1	1	0	0	0	0	0	1	12:53
Oct. 15 vs. EDM	1	0	0	0	0	0	0	0	2	0	14:51
Oct. 17 vs. SJ	1	0	1	1	2	0	0	0	1	0	12:51
Oct. 19 vs. CAR	1	0	0	0	2	0	0	0	2	0	13:19
Oct. 21 at TOR	1	0	0	0	0	0	0	0	3	0	15:23
Oct. 24 at OTT						Healthy Scratch					
Oct. 25 at MTL	1	0	1	1	0	0	0	0	1	1	5:38
Oct. 27 at CBJ						Healthy Scratch					
Oct. 29 vs. DET	1	0	0	0	2	0	0	0	0	0	6:27
Oct. 31 vs. VAN	1	0	0	0	2	0	0	0	0	1	4:38
Nov. 2 vs. CGY	1	1	0	1	5	0	0	1	1	1	6:01
Nov. 4 at LA	1	0	0	0	2	0	0	0	0	0	6:17
Nov. 5 vs. STL	1	0	0	0	2	0	0	0	0	-1	11:44
Nov. 7 vs. DAL	1	0	1	1	0	0	0	0	3	1	11:08
Nov. 9 vs. FLA	1	0	0	0	0	0	0	0	1	0	6:16
Nov. 14 vs. NSH	1	0	0	0	2	0	0	0	1	0	8:02
Nov. 16 vs. LA						Healthy Scratch					
Nov. 19 vs. WSH						Healthy Scratch					
Nov. 21 at STL						Healthy Scratch					
Nov. 22 at DAL	1	0	0	0	0	0	0	0	0	0	5:16
Nov. 24 vs. COL						Healthy Scratch					
Nov. 28 vs. CHI						Healthy Scratch					
Nov. 30 at CAR						Healthy Scratch					
Dec. 1 at DET						Healthy Scratch					
Dec. 3 at CHI						Healthy Scratch					
Dec. 7 vs. CBJ	1	1	0	1	15	0	0	0	2	1	5:56
Dec. 10 vs. STL	1	0	0	0	5	0	0	0	1	1	5:43
Dec. 11 at SJ	1	0	0	0	0	0	0	0	1	0	12:39
Dec. 14 vs. MIN	1	0	0	0	2	0	0	0	2	1	7:35
Dec. 16 vs. NYR	1	0	1	1	0	0	0	0	0	1	7:38
Dec. 19 at EDM	1	0	0	0	2	0	0	0	1	-1	8:02
Dec. 22 at VAN	1	0	0	0	0	0	0	0	1	0	8:25
Dec. 23 at CGY						Healthy Scratch					
Dec. 27 at DAL	1	0	0	0	0	0	0	0	1	0	5:04
Dec. 28 at STL						Healthy Scratch					
Dec. 31 vs. CBJ						Healthy Scratch					
Jan. 2 vs. PHI	1	0	0	0	0	0	0	0	0	-1	5:13
Jan. 4 vs. PHX	1	0	0	0	0	0	0	0	1	0	7:52
Jan. 6 vs. LA	1	0	0	0	0	0	0	0	0	0	8:24
Jan. 8 at LA	1	0	1	1	0	0	0	0	2	1	9:39
Jan. 9 vs. TB	1	0	0	0	0	0	0	0	0	0	9:15
Jan. 11 vs. NJ	1	0	0	0	0	0	0	0	1	-1	8:04
Jan. 14 vs. DET	1	0	0	0	0	0	0	0	1	0	3:58
Jan. 16 at PIT	1	0	0	0	0	0	0	0	0	-1	6:35
Jan. 17 at MIN	1	0	0	0	0	0	0	0	2	0	13:29
Jan. 20 at NYR	1	0	0	0	0	0	0	0	0	0	13:53
Jan. 21 at NYJ	1	0	0	0	0	0	0	0	1	0	8:40
Jan. 27 at PHX	1	0	0	0	0	0	0	0	0	0	7:42
Jan. 28 vs. CHI	1	0	0	0	2	0	0	0	1	-1	10:28
Jan. 31 at COL	1	0	0	0	0	0	0	0	0	0	10:04
Feb. 2 vs. BUF	1	0	0	0	0	0	0	0	1	0	17:57
Feb. 4 at MIN	1	0	0	0	0	0	0	0	1	-1	13:59
Feb. 5 at NSH	1	0	0	0	5	0	0	0	1	-1	13:12
Feb. 7 at CGY						Healthy Scratch					
Feb. 11 vs. CGY						Healthy Scratch					
Feb. 15 vs. ATL						Healthy Scratch					
Feb. 18 vs. LA						Healthy Scratch					
Feb. 20 at DET	1	0	0	0	0	0	0	0	1	0	9:43
Feb. 21 at CBJ						Healthy Scratch					
Feb. 24 at BUF	1	0	0	0	0	0	0	0	0	-1	6:47
Feb. 26 at BOS	1	0	0	0	0	0	0	0	1	0	10:40
Feb. 28 at DAL						Healthy Scratch					
Mar. 3 at CHI						Healthy Scratch					
Mar. 6 vs. DAL						Healthy Scratch					
Mar. 8 vs. MIN	1	0	0	0	0	0	0	0	1	0	7:29
Mar. 11 vs. VAN	1	0	0	0	0	0	0	0	0	0	7:17
Mar. 15 vs. SJ	1	0	0	0	0	0	0	0	0	0	6:51
Mar. 18 vs. NSH	1	0	0	0	0	0	0	0	0	0	10:35
Mar. 19 at PHX						Healthy Scratch					
Mar. 22 vs. PHX						Healthy Scratch					
Mar. 24 at NSH						Healthy Scratch					
Mar. 25 at COL						Healthy Scratch					
Mar. 27 vs. EDM						Healthy Scratch					
Mar. 29 vs. COL						Healthy Scratch					
Mar. 31 at EDM						Healthy Scratch					
Apr. 2 at VAN						Healthy Scratch					
Apr. 4 at SJ						Healthy Scratch					
Apr. 5 vs. SJ						Healthy Scratch					
Apr. 10 vs. DAL						Healthy Scratch					
Apr. 11 at PHX						Healthy Scratch					
Totals	48	3	6	9	52	0	0	1	40	3	436:46



26 ERIK CHRISTENSEN

Center



Shoots: Left **Height:** 6-1 **Weight:** 205 **Age:** 25; turns 26 on Dec. 17, 2009
Born: Dec. 17, 1983; Edmonton, Alberta **Hometown:** Edmonton, Alberta
Acquired: From Atlanta in exchange for Eric O'Dell, Mar. 4, 2009
Drafted: By Pittsburgh in the third round (69th overall) of the 2002 NHL Entry Draft

2008-09 Statistics

Home: 32, 2-11=13, -6
 Road: 32, 5-10=15, -3
Total: 64, 7-21=28, -9

STATS	GP	G	A	Pts	PIM	PPG	SHG	GWG	Shots	Shot%
Season	64	7	21	28	20	2	0	0	122	5.7
Career	217	42	56	98	110	12	0	1	472	8.9
REAL TIME										
TOI	TOI/Game	Faceoff W-L	FO Win %	Hits	Takeaways	Giveaways	Blocked Shots	+/-		
873:25	13:38	277-220	55.7	19	26	12	6	-9		

Playoff Experience: Appeared in four contests with the Pittsburgh Penguins during the 2007 Stanley Cup Playoffs...went scoreless with six PIM...logged a playoff-high 10:11 TOI in Game 5 of the CQF, Apr. 19 @ OTT...made his Stanley Cup Playoffs debut in Game 1 of the CQF, Apr. 11 @ OTT...Pittsburgh was eliminated by OTT in the CQF in five games.

2008-09 Regular Season: Appeared in his fourth NHL season, his first with Anaheim...played in all 17 remaining games for the Ducks following his Mar. 4 acquisition from Atlanta...recorded five multiple-point games, including four two-assist contests...earned 2-7=9 points in the final 15 games of the season, including his second goal as a Duck in the 2008-09 regular season finale on Apr. 11 @ PHX...won 40-of-61 faceoffs (65.6%) in the last 11 games, winning at least half in eight of 11...had a season-high six shots on net in a 6-5 shootout win, Apr. 2 @ VAN...collected two assists, his first two points as a Duck, Mar. 11 vs. VAN...it was his first multi-assist game since Nov. 2 vs. FLA...made his Anaheim debut on Mar. 6 vs. DAL, going scoreless in 17:29 TOI...was acquired from Atlanta in exchange for center Eric O'Dell, Mar. 4...scored 5-14=19 points with 14 PIM in 47 games with the Thrashers...at the time of the trade, ranked second among team leaders in faceoff percentage (54.6%; 233-for-427) and third in faceoffs won...scored the shootout-winning goal in a 7-6 Atlanta win, Feb. 16 @ LA...picked up 0-2=2 points in a season-high 18:54 TOI, Nov. 2 vs. FLA...earned an assist in his season debut, Oct. 10 vs. WSH.

Playoff Single Game Career Highs

Goals: None
Assists: None
Points: None
SOG: 4, Apr. 11, 2007 w/PIT @ OTT, CQF Game 1
PIM: 4, Apr. 14, 2007 w/PIT @ OTT, CQF Game 2
Plus/Minus: None

2008-09 Single Game Highs

Goals: 1, seven times (last: Apr. 11 @ PHX)
#Assists: 2, four times (last: Apr. 4 @ SJ; 0-2=2)
Points: 2, five times (last: Apr. 4 @ SJ)
PIM: 4, Nov. 25 w/ATL @ TOR
TOI: 18:54, Nov. 2 w/ATL vs. FLA
Shots: 6, Apr. 2 @ VAN
#Plus/Minus: +2, three times (last: Mar. 25 @ COL)
Goal Streak: None
Assist Streak: Two games, two times (last: Nov.7-9; 0-2=2)
Point Streak: Two games, five times (last: Jan. 17-20; 1-1=2)
Penalty Shots: None
 *career high; # ties career high


Personal: Graduated from Leduc Composite High School (Alberta) in 2001...has a younger sister, Erin...plays golf in the off-season...lists Wayne Gretzky as his favorite player growing up...his favorite hockey memory was playing with Mario Lemeux with the Penguins during the 2005-06 season...his father, Ivan, is a longtime hockey coach who operates Complete Player, Inc., a skills development company that works with amateur and professional players in Edmonton...his favorite athletes outside of hockey are Tiger Woods and LeBron James...cites his favorite TV show as "Family Guy"...his top restaurant in Orange County is Barolo Italian Café in Tustin.

CAREER STATISTICS

Season	Team	League	REGULAR SEASON							PLAYOFFS				
			GP	G	A	Pts.	PIM	+/-	GP	G	A	Pts.	PIM	
2004-05	Wilkes-Barre	AHL	77	14	13	27	33	-	11	1	6	7	4	
2005-06	PITTSBURGH	NHL	33	6	7	13	34	-3	-	-	-	-	-	
	Wilkes-Barre	AHL	48	24	22	46	50	-	11	2	2	4	2	
2006-07	PITTSBURGH	NHL	61	18	15	33	26	-3	4	0	0	0	6	
	Wilkes-Barre	AHL	16	12	12	24	8	-	-	-	-	-	-	
2007-08	PITTSBURGH	NHL	49	9	11	20	28	-3	-	-	-	-	-	
	ATLANTA	NHL	10	2	2	4	2	-7	-	-	-	-	-	
2008-09	ATLANTA	NHL	47	5	14	19	14	-7	-	-	-	-	-	
	ANAHEIM	NHL	17	2	7	9	6	-2	-	-	-	-	-	
NHL Totals			217	42	56	98	110	-23	4	0	0	0	6	

26 Erik Christensen

Game	GP	Goals	Assists	Points	PIM	PP	SH	GWG	Shots	+/-	TOI
Oct 10 vs WSH	1	0	1	1	0	0	0	0	4	0	18:18
Oct 11 at FLA	1	0	0	0	0	0	0	0	4	-1	16:45
Oct 14 vs MIN	1	0	0	0	0	0	0	0	2	-1	18:37
Oct 16 vs NJ	1	0	0	0	0	0	0	0	1	0	15:41
Oct 18 vs BUF	1	0	0	0	0	0	0	0	3	0	16:00
Oct 21 at TB	1	0	0	0	0	0	0	0	3	-1	15:45
Oct 24 at DET	1	0	1	1	0	0	0	0	3	0	16:41
Oct 25 at BOS	1	0	1	1	0	0	0	0	4	-1	11:35
Oct 28 vs PHI	1	0	0	0	0	0	0	0	1	-1	14:56
Oct 30 at NYR	1	0	0	0	0	0	0	0	4	-1	16:23
Nov 1 at NY						Healthy Scratch					
Nov 2 vs FLA	1	0	2	2	2	0	0	0	3	1	18:54
Nov 6 vs NYI	1	0	0	0	0	0	0	0	1	-1	18:07
Nov 7 at BUF	1	0	1	1	0	0	0	0	3	1	17:30
Nov 9 at CAR	1	0	1	1	2	0	0	0	2	0	15:15
Nov 14 vs CAR	1	0	0	0	0	0	0	0	1	0	14:48
Nov 16 at PHI	1	1	0	1	0	0	0	0	4	-2	16:29
Nov 20 vs PIT	1	0	0	0	0	0	0	0	1	0	17:23
Nov 22 vs CBJ	1	0	0	0	0	0	0	0	2	-1	13:01
Nov 25 at TOR	1	0	0	0	4	0	0	0	1	1	13:20
Nov 26 at WSH	1	0	0	0	0	0	0	0	0	0	11:11
Nov 28 vs NSH						Healthy Scratch					
Nov 30 vs STL						Healthy Scratch					
Dec 2 at MTL	1	0	0	0	0	0	0	0	0	-1	11:18
Dec 3 at OTT						Healthy Scratch					
Dec 6 at NYI						Healthy Scratch					
Dec 10 vs NYR						Healthy Scratch					
Dec 12 vs BOS						Healthy Scratch					
Dec 13 at BOS						Healthy Scratch					
Dec 16 at OTT						Healthy Scratch					
Dec 18 vs PIT						Healthy Scratch					
Dec 20 vs TB						Healthy Scratch					
Dec 22 vs TOR						Healthy Scratch					
Dec 23 at NYI						Healthy Scratch					
Dec 26 vs CAR						Healthy Scratch					
Dec 28 vs BOS	1	0	0	0	0	0	0	0	2	0	12:41
Dec 30 at TOR	1	0	1	1	0	0	0	0	3	0	13:26
Dec 31 at CAR	1	0	0	0	0	0	0	0	0	0	14:32
Jan 2 vs VAN	1	0	1	1	0	0	0	0	2	1	13:38
Jan 4 vs TB	1	1	0	1	0	0	0	0	5	0	13:15
Jan 6 at PIT	1	0	0	0	0	0	0	0	2	-1	15:54
Jan 8 at NY	1	0	0	0	0	0	0	0	1	0	14:04
Jan 10 at FLA	1	1	0	1	0	0	0	0	4	0	15:00
Jan 14 vs OTT	1	0	1	1	0	0	0	0	1	1	9:50
Jan 16 vs TOR	1	0	0	0	0	0	0	0	2	1	10:26
Jan 17 at NSH	1	0	1	1	0	0	0	0	3	2	10:44
Jan 20 vs MTL	1	1	0	1	0	0	0	0	1	0	13:40
Jan 21 at PHI	1	0	0	0	0	0	0	0	0	1	10:43
Jan 27 at DAL	1	0	0	0	0	0	0	0	2	0	12:28
Jan 29 vs NYI	1	0	0	0	0	0	0	0	1	-3	11:27
Jan 31 at CAR						Healthy Scratch					
Feb 3 at NYR						Healthy Scratch					
Feb 6 vs NJ						Healthy Scratch					
Feb 8 vs PHI	1	0	0	0	0	0	0	0	2	0	13:03
Feb 10 at TB	1	0	0	0	0	0	0	0	0	-1	14:43
Feb 11 vs CHI	1	0	0	0	0	0	0	0	0	0	13:15
Feb 15 at ANA	1	0	1	1	0	0	0	0	4	0	15:49
Feb 16 at LA	1	0	0	0	0	0	0	0	2	-1	14:08
Feb 19 at PHX	1	1	0	1	2	1	0	0	2	0	15:34
Feb 21 at SJ	1	0	0	0	0	0	0	0	1	0	15:32
Feb 24 vs COL	1	0	0	0	0	0	0	0	0	-1	11:19
Feb 26 at WSH	1	0	0	0	2	0	0	0	0	0	12:45
Feb 28 vs CAR	1	0	0	0	2	0	0	0	1	0	12:22
Mar 3 vs FLA	1	0	2	2	0	0	0	0	2	2	12:30
Mar 4						Acquired by Anaheim					
Mar 6 vs DAL	1	0	0	0	2	0	0	0	1	0	17:29
Mar 8 vs MIN	1	0	0	0	0	0	0	0	0	-3	10:32
Mar 11 vs VAN	1	0	2	2	0	0	0	0	4	0	16:32
Mar 15 vs SJ	1	0	0	0	2	0	0	0	1	0	16:27
Mar 18 vs NSH	1	0	1	1	0	0	0	0	0	0	12:59
Mar 19 at PHX	1	0	0	0	0	0	0	0	1	0	6:17
Mar 22 vs PHX	1	0	1	1	0	0	0	0	1	0	8:43
Mar 24 at NSH	1	0	0	0	0	0	0	0	0	0	7:08
Mar 25 at COL	1	1	1	2	0	0	0	0	2	2	15:18
Mar 27 vs EDM	1	0	0	0	0	0	0	0	3	-1	11:03
Mar 29 vs COL	1	0	0	0	0	0	0	0	0	0	14:29
Mar 31 at EDM	1	0	0	0	0	0	0	0	1	0	9:27
Apr 2 at VAN	1	0	0	0	0	0	0	0	6	0	9:10
Apr 4 at SJ	1	0	2	2	0	0	0	0	4	1	11:02
Apr 5 vs SJ	1	0	0	0	0	0	0	0	1	-1	14:13
Apr 10 vs DAL	1	0	0	0	0	0	0	0	2	1	12:45
Apr 11 at PHX	1	1	0	1	2	1	0	0	5	-1	9:06
Totals	64	7	21	28	20	2	0	0	122	-9	873:25



48 ANDREW EBBETT

Center



Shoots: Left **Height:** 5-9 **Weight:** 182 **Age:** 26; turns 27 on Jan. 2, 2010
Born: Jan. 2, 1983; Vernon, British Columbia **Hometown:** Vernon, British Columbia
Drafted: Not drafted
Acquired: Signed as a free agent, May 16, 2007

2008-09 Statistics

Home: 21, 6-6=12, 0
Road: 27, 2-18=20, +8
Total: 48, 8-24=32, +8

STATS	GP	G	A	Pts	PIM	PPG	SHG	GWG	Shots	Shot%
Season	48	8	24	32	24	6	0	0	100	8.0
Career	51	8	24	32	26	6	0	0	103	7.8
REAL TIME										
TOI	TOI/Game	Faceoff W-L	FO Win %	Hits	Takeaways	Giveaways	Blocked Shots	+/-		
665:41	13:52	221-234	48.6	34	12	17	22	+8		

Playoff Experience: Has never appeared in the Stanley Cup Playoffs.

2008-09 Regular Season: Appeared in his first full NHL season (played in three games in 2007-08)...recorded five multiple-point games...finished tied for seventh among league rookies in assists and tied for fourth in points-per-game (.67)...with teammate Bobby Ryan, led all rookie duos from the same team in both points (39-50=89) and points-per-game (.79)...finished the season having recorded points in seven of his last 11 games (3-6=9)...also earned 6-17=23 points in his last 32 games and 7-21=28 in his last 39...recorded a +10 rating over his last 27 games of the season...set a single-game career-best for points in a game with three on three separate occasions: Feb. 15 vs. ATL (1-2=3 with a +3 rating), Feb. 28 @ DAL (1-2=3 with a +2 rating) and Mar. 25 @ COL (1-2=3)...finished the season just two assists shy of the club rookie record (Ryan and Beauchemin, 26)...scored his eighth goal of the season, Apr. 10 vs. DAL...recorded a season-high tying three-game point streak, Mar. 22-25 (2-3=5)...logged a season-high 17:45 TOI, Feb. 26 @ BOS...registered a season-high five shots on net, Feb. 11 vs. CGY...recorded 1-1=2 points on four shots, Jan. 9 vs. TB...had a season-high three-game point streak, Jan. 27-Feb. 2 (0-3=3)...scored his first career NHL goal (PPG), Jan. 2 vs. PHI (Martin Biron)...earned his first two NHL points with a two-assist effort (0-2=2), Dec. 22 @ CGY...made his season debut on Dec. 22 @ VAN after being recalled from Iowa on Dec. 22...went scoreless on three shots in 13:08 TOI...in 28 games with the Chops, collected 10-19=29 points with a +9 rating and six penalty minutes (PIM)...at the time of his recall, led the Chops in points, assists and plus/minus, and ranked second in goals...recorded a season-high eight-game point streak from Nov. 26-Dec. 12, scoring 3-10=13 points with a +7 rating.

2008-09 Single Game Highs

- *Goals: 1, eight times (last: Apr. 10 vs. DAL)
- *Assists: 2, four times (last: Mar. 25 @ COL)
- *Points: 3, three times (last: Mar. 25 @ COL)
- *PIM: 14, Apr. 5 vs. SJ
- *TOI: 17:45, Feb. 26 @ BOS
- *Shots: 5, Feb. 11 vs. CGY
- *Plus/Minus: +3, Feb. 15 vs. ATL
- Goal Streak: None
- *Assist Streak: Three games, Jan. 27 - Feb. 2 (0-3=3)
- *Point Streak: Three games, two times (last: Mar. 22-25 (2-3=5))
- Penalty Shots: None
- *career high; # ties career high

Personal: Holds a B.A. degree from the University of Michigan, graduating in 2006 before turning pro...enjoys playing golf in the offseason...spent three weeks in Italy in the summer 2007, visiting his girlfriend while she was studying abroad...loves the Sweet Pig Pizza at B.J.'s Pizza in Newport Beach...lists his favorite television show as "Lost"...admired former NHL-er Theoren Fleury and was a big fan of the Calgary Flames growing up...stocked the shelves of Coopers Grocery at Vernon, British Columbia for his first job...enjoys cooking sesame chicken and grilling steaks on the barbeque.

CAREER STATISTICS													
		REGULAR SEASON							PLAYOFFS				
Season	Team	League	GP	G	A	Pts.	PIM	+/-	GP	G	A	Pts.	PIM
2002-03	U. of Michigan	CCHA	43	9	18	27	22	-	-	-	-	-	-
2003-04	U. of Michigan	CCHA	43	9	29	38	56	-	-	-	-	-	-
2004-05	U. of Michigan	CCHA	40	6	31	37	28	-	-	-	-	-	-
2005-06	U. of Michigan	CCHA	41	14	28	42	25	-	-	-	-	-	-
2006-07	Binghamton	AHL	71	26	39	65	44	-	-	-	-	-	-
2007-08	ANAHEIM	NHL	3	0	0	0	2	+3	-	-	-	-	-
	Portland	AHL	74	18	54	72	66	-	18	6	11	17	4
2008-09	ANAHEIM	NHL	48	8	24	32	24	+8	-	-	-	-	-
	Iowa	AHL	28	10	19	29	6	-	-	-	-	-	-
NHL Totals			51	8	24	32	26	+11	-	-	-	-	-
AHL Totals			173	54	112	166	116	-	18	6	11	17	4

Game	GP	Goals	Assists	Points	PIM	PP	SH	GWG	Shots	+/-	TOI
Oct. 9 at SJ						Minors					
Oct. 12 vs. PHX						Minors					
Oct. 14 at LA						Minors					
Oct. 15 vs. EDM						Minors					
Oct. 17 vs. SJ						Minors					
Oct. 19 vs. CAR						Minors					
Oct. 21 at TOR						Minors					
Oct. 24 at OTT						Minors					
Oct. 25 at MIL						Minors					
Oct. 27 at CBJ						Minors					
Oct. 29 vs. DET						Minors					
Oct. 31 vs. VAN						Minors					
Nov. 2 vs. CGY						Minors					
Nov. 4 at LA						Minors					
Nov. 5 vs. STL						Minors					
Nov. 7 vs. DAL						Minors					
Nov. 9 vs. FLA						Minors					
Nov. 14 vs. NSH						Minors					
Nov. 16 vs. LA						Minors					
Nov. 19 vs. WSH						Minors					
Nov. 21 at STL						Minors					
Nov. 22 at DAL						Minors					
Nov. 24 vs. COL						Minors					
Nov. 28 vs. CHI						Minors					
Nov. 30 at CAR						Minors					
Dec. 1 at DET						Minors					
Dec. 3 at CHI						Minors					
Dec. 7 vs. CBJ						Minors					
Dec. 10 vs. STL						Minors					
Dec. 11 at SJ						Minors					
Dec. 14 vs. MIN						Minors					
Dec. 16 vs. NYR						Minors					
Dec. 19 at EDM						Minors					
Dec. 22 at VAN	1	0	0	0	0	0	0	0	3	0	13:08
Dec. 23 at CGY	1	0	2	2	0	0	0	0	1	-1	8:04
Dec. 27 at DAL	1	0	1	1	0	0	0	0	3	1	13:08
Dec. 28 at STL	1	0	0	0	2	0	0	0	1	1	12:34
Dec. 31 vs. CBJ	1	0	0	0	0	0	0	0	1	0	13:10
Jan. 2 vs. PHI	1	1	0	1	0	1	0	0	3	0	9:35
Jan. 4 vs. PHX	1	0	0	0	0	0	0	0	3	0	11:41
Jan. 6 vs. LA	1	0	0	0	0	0	0	0	1	0	14:18
Jan. 8 at LA	1	0	0	0	0	0	0	0	3	-1	13:21
Jan. 9 vs. TB	1	1	1	2	0	1	0	0	4	0	14:38
Jan. 11 vs. NJ	1	0	1	1	0	0	0	0	1	1	14:25
Jan. 14 vs. DET	1	0	0	0	0	0	0	0	4	-1	15:51
Jan. 16 at PIT	1	0	0	0	0	0	0	0	2	0	17:33
Jan. 17 at MIN	1	0	1	1	0	0	0	0	1	1	11:42
Jan. 20 at NYR	1	0	1	1	0	0	0	0	0	0	10:53
Jan. 21 at NYI	1	0	0	0	0	0	0	0	3	0	14:05
Jan. 27 at PHX	1	0	1	1	0	0	0	0	1	1	14:16
Jan. 28 vs. CHI						Healthy Scratch					
Jan. 31 at COL	1	0	1	1	0	0	0	0	2	1	11:29
Feb. 2 vs. BUF	1	0	1	1	0	0	0	0	2	-2	13:44
Feb. 4 at MIN	1	0	0	0	0	0	0	0	4	-1	16:10
Feb. 5 at NSH	1	0	0	0	0	0	0	0	3	-2	14:17
Feb. 7 at CGY	1	0	1	1	0	0	0	0	1	1	14:47
Feb. 11 vs. CGY	1	0	0	0	0	0	0	0	5	0	11:37
Feb. 15 vs. ATL	1	1	2	3	2	0	0	0	2	3	16:01
Feb. 18 vs. LA	1	0	0	0	0	0	0	0	2	-1	13:36
Feb. 20 at DET	1	0	1	1	0	0	0	0	1	-1	15:46
Feb. 21 at CBJ	1	0	1	1	0	0	0	0	0	2	11:53
Feb. 24 at BUF	1	0	0	0	0	0	0	0	1	1	12:33
Feb. 26 at BOS	1	0	0	0	0	0	0	0	1	0	17:45
Feb. 28 at DAL	1	1	2	3	0	1	0	0	1	2	14:09
Mar. 3 at CHI	1	0	1	1	0	0	0	0	4	0	14:29
Mar. 6 vs. DAL	1	0	0	0	0	0	0	0	1	0	15:41
Mar. 8 vs. MIN	1	0	0	0	0	0	0	0	3	-1	12:50
Mar. 11 vs. VAN	1	0	0	0	0	0	0	0	3	1	10:29
Mar. 15 vs. SJ	1	0	0	0	0	0	0	0	1	0	16:48
Mar. 18 vs. NSH	1	1	0	1	0	1	0	0	4	0	12:15
Mar. 19 at PHX	1	0	0	0	0	0	0	0	1	0	16:00
Mar. 22 vs. PHX	1	1	0	1	2	1	0	0	1	0	12:54
Mar. 24 at NSH	1	0	1	1	0	0	0	0	0	1	14:37
Mar. 25 at COL	1	1	2	3	0	1	0	0	2	1	13:28
Mar. 27 vs. EDM	1	0	0	0	0	0	0	0	1	-1	14:05
Mar. 29 vs. COL	1	0	1	1	2	0	0	0	3	1	15:36
Mar. 31 at EDM	1	0	0	0	0	0	0	0	2	-1	12:01
Apr. 2 at VAN	1	0	1	1	0	0	0	0	4	2	16:40
Apr. 4 at SJ	1	0	0	0	0	0	0	0	3	0	13:37
Apr. 5 vs. SJ	1	0	0	0	14	0	0	0	1	-1	16:21
Apr. 10 vs. DAL	1	1	0	1	0	0	0	0	4	1	14:34
Apr. 11 at PHX	1	0	1	1	2	0	0	0	2	0	17:07
Totals	48	8	24	32	24	6	0	0	100	8	665:41

48 Andrew Ebbett



15 RYAN GETZLAF

Center



Shoots: Right **Height:** 6-4 **Weight:** 221 **Age:** 23; turns 24 on May 10, 2009
Born: May 10, 1985; Regina, Saskatchewan **Hometown:** Calgary, Alberta
Drafted: By Anaheim in the first round (19th overall) of the 2003 NHL Entry Draft

2008-09 Statistics

Home: 41, 17-32=49, +2
Road: 40, 8-34=42, +3
Total: 81, 25-66=91, +5

STATS	GP	G	A	Pts	PIM	PPG	SHG	GWG	Shots	Shot%
Season	81	25	66	91	121	9	0	2	227	11.0
Career	297	88	182	270	303	34	2	11	731	12.0
REAL TIME	TOI	TOI/Game	Faceoff W-L	FO Win %	Hits	Takeaways	Giveaways	Blocked Shots	+/-	
	1630:34	20:07	566-562	50.2	134	55	70	43	+5	

Playoff Experience: Appeared in all six CQF games vs. DAL in 2008, finishing tied for the team lead in assists (3) and points (5)...had multiple-point games in Game 3 on Apr. 15 @ DAL (1-1=2) and Game 5 on Apr. 18 vs. DAL (1-1=2), tying his playoff career high...in 2007, won his first Stanley Cup championship with Anaheim...led the Ducks in postseason scoring with 7-10=17 points, setting a franchise record for most points in a single playoff season...among NHL playoff leaders, ranked tied for second in GWG (3) and SHG (1), fifth in scoring, tied for sixth in assists, and tied for fifth in PPP...among team leaders, finished tied for second in goal scoring...scored 4-6=10 points in the last 11 games...scored the GWG and earned an assist in Game 4 of the WCF, May 17 vs. DET...scored the game-winning series-clinching goal in Game 5 of the CQF, Apr. 19 vs. MIN...scored his first career playoff SHG and collected an assist in Game 2 of the CQF, Apr. 13 vs. MIN...in 2006, appeared in 16 playoff games with Anaheim...concluded the postseason ranked among rookie leaders in goals (tied for second with three), PPG (tied for second with two) and PPP (second with two)...recorded his first multiple-point game in Game 4 of the WCF, May 25 @ EDM (1-1=2)...scored a goal in Game 2 of the CSF, May 7 vs. COL...scored his first career NHL playoff goal in Game 4 of the CQF, Apr. 27 vs. CGY.

2008-09 Regular Season: Appeared in his fourth NHL campaign...concluded the regular season ranked tied for third among NHL leaders in assists, tied for sixth in scoring (25-66=91) and tied for fourth in power play assists (28)...also led the club in assists and scoring...broke the Ducks' single-season assist record (previously Kariya, 62) on his third helper of the night as part of a four-assist game on Apr. 4 @ SJ...with two assists (0-2=2) on Apr. 2 @ VAN, set a single-season career high in assists (60), one game after establishing a personal best for points in a season on Mar. 31 @ EDM (83)...tied his career high in goals (25) with a two-goal performance (2-1=3) on Mar. 27 vs. EDM while also passing Andy McDonald for fourth on the club's all-time points list (now at 270)...became just the third player in franchise history to reach the 90-point mark in one season (Selanne, Kariya) with an assist for his 90th point (25-65=90) on Apr. 5 vs. SJ...earned points in seven of his last eight games (2-12=14), 11 of the last 16 (5-16=21) and 12-43=55 points in the last 50 games...was one of only two players in the NHL to record three separate point streaks of eight-games-or-more in 2008-09 (also PIT's Malkin)...with his second goal of the game (2-1=3) on Mar. 27 vs. EDM, tied his single-season career high in goals scored (25)...collected 4-15=19 points with a +5 rating in 14 games in January, equaling his month of November (7-12=19, +9, 13 games) for the highest scoring month in Ducks history since Dec. 2006...was voted as a starter for the Western Conference in the 2009 All-Star Game...earned an assist in his second All-Star appearance on Jan. 25 @ MTL...compiled a season-best 10-game point streak from Jan. 2-20, in which he scored 3-11=14 points...his second goal on Dec. 7 vs. CBJ accounted for the Anaheim's 3,000th goal in franchise history...posted an eight-game scoring streak (4-8=12) from Nov. 14-30, his third-longest streak of the season...sparked the streak with a two-point night (1-1=2) on Nov. 14 vs. NSH, including his 200th career point...recorded a career-high 11 shots, one shy of tying the franchise record, Nov. 9 vs. FLA...had points in nine straight games (6-12=18), including a career-tying three-game goal streak (3-2=5) from Oct. 24-27 and a career-high eight-game assist streak (5-12=17) from Oct. 25-Nov. 7...with Selanne and Perry, was named a co-recipient of the NHL's First Star award for the week ending Nov. 2...led all scorers with 2-8=10 points in four games, highlighted by a club record-tying five assists in a 5-4 overtime victory, Oct. 29 vs. DET...that night, established personal highs and tied franchise records in points and assists (0-5=5)...it marked the 11th five-point game in club history and the third five-assist game in club history...became just the fourth player in club history to record a five-point game (Selanne, Kariya and Mironov)...also became just the third different Ducks player to have five assists (Selanne and Mironov)...by assisting on all five Ducks goals, became the only NHL player in the last 11 seasons to record five assists in one game and assist on every goal scored by his team in that game besides defenseman Alexandre Picard for the Flyers in a 6-5 overtime loss to the Devils on Feb. 1, 2007...the last player before Getzlaf to do that in a game his team won was Doug Gilmour for the Maple Leafs in a 5-3 victory over the Flames on Jan. 22, 1997...was scratched due to a tooth/gum infection, Oct. 21 @ TOR...was named an alternate captain, Oct. 7.

Personal: Spends time in Kelowna, British Columbia; Calgary, Alberta; and Regina, Saskatchewan during the offseason...last summer, purchased a suite at the Calgary Hitmen's arena (his junior team) to promote a local community program called Getzlaf's Gang...brother Chris is a wide receiver for the Saskatchewan Roughriders in the Canadian Football League...loves doing anything athletic, including golfing, wake-boarding, beach volleyball, baseball and football, and riding Sea-Doos in the summer...says Tim McGraw and Faith Hill was the best concert he has ever attended...during downtime at home, enjoys watching football, "Seinfeld" re-runs or "Two and a Half Men" on television...lists The Cannery as his favorite restaurant in the OC area...enjoys cooking, with most of his meals centered around chicken...spent his day with the Stanley Cup in the summer of 2007 in his childhood hometown of Regina, Saskatchewan...hosted a street hockey tournament, where competing teams played for the actual Stanley Cup.

Playoff Single Game Career Highs

Goals: 1, 12 times (last: Apr. 18, 2008 vs. DAL, CQF Game 5)
Assists: 1, 17 times (last: Apr. 18, 2008 vs. DAL, CQF Game 5)
Points: 2, eight times (last: Apr. 18, 2008 vs. DAL, CQF Game 5; 1-1=2)
SOG: 5, two times (last: May 3, 2007 vs. VAN, CSF Game 5)
PIM: 6, Apr. 17, 2007 @ MIN, CQF Game 4
Plus/Minus: +2, May 25, 2006 @ EDM, WCF Game 4

2008-09 Single Game Highs

#Goals: 2, four times (last: Mar. 27 vs. EDM)
***Assists:** 5, Oct. 29 vs. DET
***Points:** 5, Oct. 29 vs. DET (0-5=5)
***PIM:** 14, Apr. 5 vs. SJ
TOI: 26:13, Dec. 23 @ CGY
***Shots:** 11, Nov. 9 vs. FLA
Plus/Minus: +3, Jan. 27 @ PHX
#Goal Streak: Three games, Oct. 24-27 (3-2=5)
***Assist Streak:** Eight games, Oct. 25-Nov. 7 (5-12=17)
***Point Streak:** 10 games, Jan. 2-20 (3-11=14)
Penalty Shots: None
***career high; #ties career high**

CAREER STATISTICS

Season	Team	League	REGULAR SEASON							PLAYOFFS				
			GP	G	A	Pts.	PIM	+/-	GP	G	A	Pts.	PIM	
2001-02	Calgary	WHL	63	9	9	18	34	-	7	2	1	3	4	
2002-03	Calgary	WHL	70	29	39	68	121	-	5	1	1	2	6	
2003-04	Calgary	WHL	49	28	47	75	97	-	7	5	1	6	12	
	Canada	WJC	6	3	3	6	4	-	-	-	-	-		
2004-05	Calgary	WHL	51	29	25	54	102	-	12	4	13	17	18	
	Canada	WJC	6	3	9	12	8	-	-	-	-	-		
2005-06	Portland	AHL	17	8	25	33	36	-	1	0	0	0	4	
	ANAHEIM	NHL	57	14	25	39	22	+6	16	3	4	7	13	
2006-07	ANAHEIM	NHL	82	25	33	58	66	+17	21	7	10	17	32	
2007-08	ANAHEIM	NHL	77	24	58	82	94	+32	6	2	3	5	6	
2008-09	ANAHEIM	NHL	81	25	66	91	121	+5	-	-	-	-	-	
NHL Totals			297	88	182	270	303	+60	43	12	17	29	51	

Game	GP	Goals	Assists	Points	PIM	PP	SH	GWG	Shots	+/-	TOI
Oct. 9 at SJ	1	0	0	0	2	0	0	0	0	0	13:22
Oct. 12 vs. PHX	1	0	0	0	7	0	0	0	2	0	20:42
Oct. 14 at LA	1	0	0	0	6	0	0	0	4	-2	14:51
Oct. 15 vs. EDM	1	0	0	0	2	0	0	0	3	-1	17:24
Oct. 17 vs. SJ	1	0	1	1	0	0	0	0	0	1	17:28
Oct. 19 vs. CAR	1	0	0	0	0	0	0	0	6	-3	18:18
Oct. 21 at TOR											Injured-Tooth/Gum Infection
Oct. 24 at OTT	1	1	0	1	2	1	0	1	4	0	16:33
Oct. 25 at MIL	1	1	1	2	2	0	0	0	2	2	18:15
Oct. 27 at CBJ	1	1	1	2	4	0	0	0	3	2	20:54
Oct. 29 vs. DET	1	0	5	5	0	0	0	0	5	1	20:19
Oct. 31 vs. VAN	1	0	1	1	0	0	0	0	4	-1	22:36
Nov. 2 vs. CGY	1	1	1	2	0	0	0	0	6	2	17:50
Nov. 4 at LA	1	0	1	1	0	0	0	0	0	1	21:05
Nov. 5 vs. STL	1	2	1	3	0	0	0	0	2	3	17:51
Nov. 7 vs. DAL	1	0	1	1	0	0	0	0	3	0	17:56
Nov. 9 vs. FLA	1	0	0	0	0	0	0	0	11	0	22:30
Nov. 14 vs. NSH	1	1	1	2	0	1	0	0	5	-2	21:11
Nov. 16 vs. LA	1	0	1	1	4	0	0	0	0	1	19:21
Nov. 19 vs. WSH	1	1	1	2	2	0	0	0	4	0	18:52
Nov. 21 at STL	1	0	1	1	0	0	0	0	4	0	21:38
Nov. 22 at DAL	1	0	1	1	4	0	0	0	1	0	21:12
Nov. 24 vs. COL	1	0	1	1	0	0	0	0	1	0	17:07
Nov. 28 vs. CHI	1	1	0	1	0	0	0	1	3	1	21:27
Nov. 30 at CAR	1	1	2	3	0	0	0	0	5	2	16:36
Dec. 1 at DET	1	0	0	0	2	0	0	0	0	-1	20:30
Dec. 3 at CHI	1	0	1	1	6	0	0	0	2	0	24:36
Dec. 7 vs. CBJ	1	2	0	2	0	0	0	0	6	1	19:04
Dec. 10 vs. STL	1	0	1	1	0	0	0	0	3	-1	18:31
Dec. 11 at SJ	1	0	0	0	2	0	0	0	3	0	22:12
Dec. 14 vs. MIN	1	1	0	1	0	0	0	0	8	2	18:11
Dec. 16 vs. NYR	1	0	0	0	4	0	0	0	3	-2	18:11
Dec. 19 at EDM	1	0	1	1	4	0	0	0	5	-1	23:37
Dec. 22 at VAN	1	0	1	1	7	0	0	0	2	0	16:24
Dec. 23 at CGY	1	1	0	1	0	0	0	0	9	1	26:13
Dec. 27 at DAL	1	0	1	1	6	0	0	0	2	-1	19:57
Dec. 28 at STL	1	0	2	2	2	0	0	0	6	0	19:30
Dec. 31 vs. CBJ	1	0	0	0	6	0	0	0	0	-1	19:48
Jan. 2 vs. PHI	1	1	1	2	0	1	0	0	3	0	20:45
Jan. 4 vs. PHX	1	0	1	1	0	0	0	0	2	0	19:46
Jan. 6 vs. LA	1	0	1	1	0	0	0	0	0	0	18:01
Jan. 8 at LA	1	0	2	2	0	0	0	0	0	0	22:42
Jan. 9 vs. TB	1	0	1	1	5	0	0	0	2	-1	20:53
Jan. 11 vs. NJ	1	0	1	1	0	0	0	0	6	2	19:38
Jan. 14 vs. DET	1	1	2	3	2	0	0	0	2	2	21:44
Jan. 16 at PIT	1	1	0	1	2	1	0	0	3	-1	23:55
Jan. 17 at MIN	1	0	1	1	0	0	0	0	4	1	16:27
Jan. 20 at NYR	1	0	1	1	2	0	0	0	3	-1	22:25
Jan. 21 at NYI	1	0	0	0	0	0	0	0	3	-1	23:03
Jan. 27 at PHX	1	0	2	2	0	0	0	0	4	3	19:20
Jan. 28 vs. CHI	1	0	0	0	0	0	0	0	3	0	20:57
Jan. 31 at COL	1	1	2	3	0	0	0	0	2	1	21:53
Feb. 2 vs. BUF	1	0	0	0	0	0	0	0	3	0	18:46
Feb. 4 at MIN	1	0	0	0	0	0	0	0	2	-1	21:16
Feb. 5 at NSH	1	0	1	1	2	0	0	0	0	1	18:42
Feb. 7 at CGY	1	0	0	0	0	0	0	0	1	0	22:21
Feb. 11 vs. CGY	1	0	1	1	2	0	0	0	2	0	24:01
Feb. 15 vs. ATL	1	0	0	0	0	0	0	0	1	-2	18:10
Feb. 18 vs. LA	1	1	2	3	0	1	0	0	6	1	24:36
Feb. 20 at DET	1	1	0	1	0	1	0	0	3	-1	22:08
Feb. 21 at CBJ	1	0	2	2	2	0	0	0	1	2	21:16
Feb. 24 at BUF	1	0	0	0	2	0	0	0	0	-1	22:54
Feb. 26 at BOS	1	0	0	0	0	0	0	0	2	-3	19:59
Feb. 28 at DAL	1	0	1	1	0	0	0	0	0	-1	20:42
Mar. 3 at CHI	1	0	0	0	0	0	0	0	0	-1	20:56
Mar. 6 vs. DAL	1	0	0	0	2	0	0	0	3	1	22:23
Mar. 8 vs. MIN	1	0	1	1	0	0	0	0	3	-1	16:52
Mar. 11 vs. VAN	1	1	0	1	2	0	0	0	5	-1	22:28
Mar. 15 vs. SJ	1	0	0	0	2	0	0	0	3	-1	18:54
Mar. 18 vs. NSH	1	0	2	2	0	0	0	0	2	0	20:17
Mar. 19 at PHX	1	0	0	0	0	0	0	0	0	-1	20:22
Mar. 22 vs. PHX	1	2	1	3	0	2	0	0	2	0	15:05
Mar. 24 at NSH	1	0	0	0	0	0	0	0	2	0	21:07
Mar. 25 at COL	1	0	0	0	2	0	0	0	3	1	13:47
Mar. 27 vs. EDM	1	2	1	3	2	1	0	0	8	0	22:34
Mar. 29 vs. COL	1	0	1	1	0	0	0	0	2	2	15:13
Mar. 31 at EDM	1	0	2	2	0	0	0	0	1	0	19:43
Apr. 2 at VAN	1	0	2	2	2	0	0	0	2	1	22:35
Apr. 4 at SJ	1	0	4	4	0	0	0	0	1	2	19:42
Apr. 5 vs. SJ	1	0	1	1	14	0	0	0	1	0	20:20
Apr. 10 vs. DAL	1	0	0	0	2	0	0	0	2	-1	25:09
Apr. 11 at PHX	1	0	1	1	0	0	0	0	2	0	24:45
Totals	81	25	66	91	121	9	0	2	227	5	1,630:34

15 Ryan Getzlaf



35 J.S. GIGUERE

Goaltender



Catches: Left **Height:** 6-1 **Weight:** 201 **Age:** 31; turns 32 on May 16, 2009
Born: May 16, 1977; Montreal, Quebec **Hometown:** Montreal, Quebec
Acquired: From Calgary in exchange for a second-round draft pick in the 2000 NHL Entry Draft on June 10, 2000
Drafted: By Hartford in the first round (13th overall) of the 1995 NHL Entry Draft

2008-09 Statistics

	GP	W	L	T	GA	MIN	SAVES	SHOTS	GAA	SV%
Home	23	10	10	2	68	1,214	533	601	3.36	0.887
Road	23	9	9	3	59	1,244	614	673	2.85	0.912
Season	46	19	19	5	127	2,458	1,147	1,274	3.10	0.900

	STATS	GPI	Min	W	L	T	OT	SO	GA	GAA	Saves	Sv %
Season	46	2,458	19	18	-	6	2	127	3.10	1,147	0.900	
Career	457	26,123	210	169	25	31	31	1,084	2.49	11,506	0.914	

Playoff Experience: Is appearing in his fifth playoff campaign, all with Anaheim...won his first Stanley Cup in 2007...has appeared in two Stanley Cup Final series, both with Anaheim (2003 and 2007)...leads the NHL among active goaltenders in win % (33-17, .660) and second in SV% (1357-for-1467, .925)...is third among active goaltenders in GAA (2.10; 110 GA/3150 MIN)...also has earned the most wins (32) by a goaltender since the 2003 postseason...played 3,150 minutes of postseason hockey over 51 games from 2003-08, a Ducks record...his 1,357 saves and 1,467 shots against are also franchise records...is the only player to post a 12-1 record in OT in his first 13 career playoff OT games...his OT winning percentage (.923) is the highest for any goaltender all-time with 10-plus decisions...has allowed only one goal in 250:47 career postseason OT minutes (0.25 GAA)...started all six of Anaheim's CQF games vs. Dallas in 2008, posting a 2-4 record...stopped 40-of-42 shots to extend the series to a sixth game in Game 5 of the CQF, Apr. 18 vs. DAL...after falling 2-0 in the series, stopped 31-of-33 shots en route to the club's first postseason win in Game 3 of the CQF, Apr. 15 @ DAL...in 2007, finished first in the NHL in wins, fourth in GAA and tied for fifth in SV%...allowed two goals-or-less in 12 of his 17 postseason starts...posted a 1.36 GAA and .948 SV% with two OT wins in the five-game CSF vs. VAN...stopped all 16 shots he faced for his sixth career postseason shutout (most recent: Game 4 of the SCF, June 2, 2003 vs. NJ, also a 1-0 victory), Game 2 of the SCF, May 30 vs. OTT...recorded his 12th career OT win in Game 5 of the WCF, May 20 @ DET...stopped 46-of-48 shots in his ninth overtime appearance in postseason history, snapping his OT shutout streak at 197:52 (the longest OT playoff minute shutout streak in NHL history) in Game 2 of the CSF, Apr. 27 vs. VAN...made his 2007 postseason debut on Apr. 19 vs. MIN in Game Five of the CQF after sitting out the first four games of the CQF due to family reasons...in 2006, appeared in his second Stanley Cup Playoffs...stopped 25-of-27 shots, extending his NHL record OT scoreless minutes streak to 170:03 in a 3-2 win in Game 4 of the CQF, Apr. 27 vs. CGY...missed Game 1 of the CQF with a groin strain, Apr. 21 @ CGY...in 2003, with Anaheim, won the Conn Smythe Trophy as the NHL's playoff MVP...finished the postseason with the best GAA (1.62) and SV% (.945) in the league...had a playoff shutout streak of 217:54, including three straight shutouts May 12-16, the fifth longest playoff streak in NHL history...was the first goaltender to post shutouts in the first three games of a series (vs. Minnesota in the WCF) since Toronto's Frank McCool in the 1945 SCF vs. DET...earned his first playoff point with an assist in Game 3 of the SCF, May 31 vs. NJ...had a six-game playoff win streak (6-0) to begin the playoffs, the second-longest in NHL history to begin a career (Tiny Thompson won seven straight over the 1929 and 1930 playoff seasons)...during the six-game win streak, had a 1.34 GAA (11 GA/493 MIN) and .958 SV% (254-of-265)...earned a victory in the fifth overtime,

Playoff Career Highs

Shots Faced: 64, Apr. 10, 2003 @ DET, CQF Game 1
Saves: 63, Apr. 10, 2003 @ DET, CQF Game 1
Minutes Played: 140:48, Apr. 24, 2003 @ DAL, CSF Game 1
Shutouts: 1, six times (last: May 30, 2007 vs. OTT, SCF Game 2)
Shutout Sequence: 217:54, May 5, 2003 vs. DAL (CSF Game 6) - May 16, 2003 vs. MIN (WCF Game 4), 2003, spanning five games

2008-09 Single Game Highs

Saves: 47, Oct. 25 @ MTL
Shots Faced: 51, Oct. 25 @ MTL
Goals Against: 5, three times (last: Feb. 20 @ DET)
#Winning Streak: 6 games, Oct. 21-Nov. 4
Losing Streak: 5 games, Nov. 7-21
Shutout Sequence: 86:07, Nov. 2-7 (spanning 3 games)
Consecutive Games Played: 7, Feb. 20-Mar. 6
Consecutive Starts: 7, Feb. 20-Mar. 6
Penalty Shots: None
 *career high; #ties career high

CAREER STATISTICS

Season	Team	League	REGULAR SEASON							PLAYOFFS						
			GP	MIN	GA	SO	GAA	SV%	W-L-T	GP	MIN	GA	SO	GAA	SV%	W-L
1996-97	HARTFORD	NHL	8	394	24	0	3.65	.881	1-4-0	-	-	-	-	-	-	-
	Halifax	QMJHL	50	3014	170	2	3.38	-	28-19-3	16	954	58	0	3.65	-	9-7
1997-98	Saint John	AHL	31	1758	72	2	2.46	-	16-10-3	10	536	27	0	3.02	-	5-3
1998-99	Saint John	AHL	39	2145	123	3	3.44	-	18-16-3	7	304	21	0	4.14	-	3-2
	CALGARY	NHL	15	860	46	0	3.21	.897	6-7-1	-	-	-	-	-	-	-
1999-00	Saint John	AHL	41	2243	114	0	3.05	-	17-17-3	3	178	9	0	3.03	-	0-3
	CALGARY	NHL	7	330	15	0	2.73	.914	1-3-1	-	-	-	-	-	-	-
2000-01	Cincinnati	AHL	23	1306	53	0	2.43	-	12-7-2	-	-	-	-	-	-	-
	ANAHEIM	NHL	34	2031	87	4	2.57	.911	11-17-5	-	-	-	-	-	-	-
2001-02	ANAHEIM	NHL	53	3128	111	4	2.13	.920	20-25-6	-	-	-	-	-	-	-
2002-03	ANAHEIM	NHL	65	3775	145	8	2.30	.920	34-22-6	21	1407	38	5	1.62	.945	15-6
2003-04	ANAHEIM	NHL	55	3210	140	3	2.62	.914	17-31-6	-	-	-	-	-	-	-
2004-05	Hamburg	Germany	6	301	12	0	2.39	-	-	2	100	7	0	4.20	-	-
2005-06	ANAHEIM	NHL	60	3881	150	2	2.66	.911	30-15-11	6	318	18	0	3.40	.864	3-3
2006-07	ANAHEIM	NHL	56	3245	122	4	2.26	.918	36-10-8	18	1067	35	1	1.97	.922	13-4
2007-08	ANAHEIM	NHL	58	3310	117	4	2.12	.922	35-17-6	6	358	19	0	3.19	.898	2-4
2008-09	ANAHEIM	NHL	46	2458	127	2	3.10	.900	19-18-6	-	-	-	-	-	-	-
NHL Totals			457	26123	1084	31	2.49	.914	210-169-56	51	3150	110	6	2.10	.925	33-17
Anaheim Totals			427	24539	999	31	2.44	.915	202-155-54	51	3150	110	6	2.10	.925	33-17



J.S. GIGUERE

(CONT'D)



stopping 60-of-63 shots in Game 1 of the CSF, Apr. 24 @ DAL...became the first goaltender in NHL history to record two single-game performances of 60 saves or more in the same playoff season (also Apr. 10 vs. DET - goalie statistics kept since 67-68 season)... his .965 SV% in the first round was the NHL's highest in a playoff series vs. a defending Stanley Cup Champion since the 1967-68 expansion season... by sweeping a series in his NHL playoff debut, Giguere joined just three other goalies since the 1967-68 expansion season to accomplish the feat (Esposito, Binkley and Wakuluk)...made 63 saves (64 shots) to earn his first career NHL playoff victory in triple overtime in Game 1 of the CQF, Apr. 10 @ DET...was just the fourth netminder all-time to defeat the defending Stanley Cup Champs in a playoff debut and his 36 overtime saves were good for a seventh-place tie all-time...in Game 1 @ DET, his save total (63) was the highest by an NHL netminder making his playoff debut and tied for fifth-highest all time...(historical research provided by Elias Sports Bureau and dates to 1967-68).

2008-09 Regular Season: Appeared in his 12th NHL season, his ninth with Anaheim...selected by the fans to appear in his first All-Star Game for the Western Conference in his hometown of Montreal on Jan. 25...stopped seven-of-11 shots in the first period as the starting goaltender...finished the season just 14 games shy of tying the club record for games played by a goaltender (Hebert, 441)...won 19-or-more games for the sixth time in his career...allowed two-goals-or-

less in 18 of his starts...earned his 19th win of the season, stopping 31-of-32 shots and all four shootout attempts, Mar. 24 @ NSH...won his 200th game as an Anaheim Duck, stopping 30-of-33 shots in a 3-2 win, Feb. 28 @ DAL...stopped 26-of-28 shots for his 15th win of the season, Feb. 21 @ CBJ...recorded the OT win, stopping 21-of-23 shots in a 3-2 victory, Feb. 11 vs. CGY...allowed just one goal, stopping 26-of-27 shots, Feb. 7 @ CGY...recorded his 200th career NHL win, Dec. 7 vs. CBJ...stopped 37-of-38 shots in his 400th game as a Duck before being relieved by Jonas Hiller (cramps), Dec. 1 @ DET...allowed just one goal, stopping 29-of-30 shots in his eighth win of the season, Nov. 24 vs. COL...strung together a six-game win streak from Oct. 21-Nov. 4, tying a career high (also Jan. 23-Feb. 6, 2002)...recorded his second shutout of the season and the 31st of his career, stopping all 35 shots he faced in an OT win, Nov. 4 @ LA...registered 34 saves (36 shots) in his fifth win of the season, Nov. 2 vs. CGY...made 47 saves (51 shots) in a 6-4 Ducks win, Oct. 25 @ MTL...the 47 saves were the most since a career-high 51 stops on Mar. 21, 2004 vs. DET...won all four games on the Ducks' four-game road trip, Oct. 21-27...it marked just the second time in franchise history that the Ducks swept a road trip of four games-or-more and only the third time an NHL road team had swept the three Eastern Canadian teams in consecutive games since 1992-93...recorded his franchise-leading 30th career shutout (first of the season) for his first win of the season stopping all 38 shots, Oct. 17 vs. SJ.

J.S. GIGUERE

(CONT'D)



Personal: Resides in Newport Beach with his wife Kristen and their son Maxime...the family has a yellow lab named Henri...the entire Giguere family (four brothers and sisters) live within a two-minute drive of each other in Blainville, a suburb of Montreal...his favorite television shows are "CSI: Miami," "The Sopranos" and "Deadwood"...worked his first job as a security guard for various events throughout the Montreal area...would like to live in Montreal and open a business when his playing days are over...has appeared three times on NBC's "The Tonight Show" with Jay Leno: twice following Anaheim's Stanley Cup run in 2003, marking the only NHL player since Wayne Gretzky to appear twice as a seated guest on the show, and once with Brad May and Chris Pronger the night following the Ducks' 2007 Stanley Cup championship.



35 J.S. Giguere

Game	GP	Min	GA	W-L-T	EN	Shutouts	Shots	Saves	PIM	Points	Accum. GAA
Oct. 9 at SJ	1	60	4	0-1-0	0	0	41	37	0	0	4.00
Oct. 12 vs. PHX	1	59	4	0-2-0	0	0	24	20	0	0	4.03
Oct. 14 at LA	1	59	5	0-3-0	1	0	22	17	2	0	4.38
Oct. 15 vs. EDM						Did Not Play					
Oct. 17 vs. SJ	1	60	0	1-3-0	0	1	38	38	0	0	3.28
Oct. 19 vs. CAR	1	59	2	1-4-0	1	0	23	21	0	0	3.02
Oct. 21 at TOR	1	65	2	2-4-0	0	0	38	36	0	0	2.81
Oct. 24 at OTT						Did Not Play					
Oct. 25 at MTL	1	60	4	3-4-0	0	0	51	47	0	0	2.99
Oct. 27 at CBJ	1	60	2	4-4-0	0	0	32	30	0	0	2.86
Oct. 29 vs. DET	1	62	4	5-4-0	0	0	38	34	0	0	2.98
Oct. 31 vs. VAN	1	35	4	5-4-0	0	0	13	9	0	0	3.22
Nov. 2 vs. CGY	1	60	2	6-4-0	0	0	36	34	0	0	3.10
Nov. 4 at LA	1	61	0	7-4-0	0	1	35	35	0	0	2.83
Nov. 5 vs. STL						Did Not Play					
Nov. 7 vs. DAL	1	26	4	7-5-0	0	0	13	9	0	0	3.06
Nov. 9 vs. FLA	1	58	3	7-6-0	0	0	26	23	0	0	3.07
Nov. 14 vs. NSI	1	62	4	7-6-1	0	0	35	31	0	0	3.12
Nov. 16 vs. LA						Did Not Play					
Nov. 19 vs. WS	1	51	3	7-7-1	0	0	27	24	0	0	3.15
Nov. 21 at STL	1	61	3	7-7-2	0	0	28	25	0	0	3.13
Nov. 22 at DAL						Did Not Play					
Nov. 24 vs. CO	1	60	1	8-7-2	0	0	30	29	0	0	3.01
Nov. 28 vs. CHI						Did Not Dress					
Nov. 30 at CAR						Did Not Play					
Dec. 1 at DET	1	40	1	8-7-2	0	0	38	37	0	0	2.95
Dec. 3 at CHI						Did Not Play					
Dec. 7 vs. CBJ	1	60	3	9-7-2	0	0	32	29	0	0	2.95
Dec. 10 vs. STL	1	60	2	10-7-2	0	0	28	26	0	0	2.91
Dec. 11 at SJ						Did Not Play					
Dec. 14 vs. MIN	1	60	2	11-7-2	0	0	28	26	0	0	2.86
Dec. 16 vs. NYI						Did Not Play					
Dec. 19 at EDM						Did Not Dress					
Dec. 22 at VAN						Did Not Play					
Dec. 23 at CGY	1	59	4	11-8-2	0	0	32	28	0	0	2.92
Dec. 27 at DAL	1	64	4	11-8-3	0	0	38	34	0	0	2.96
Dec. 28 at STL						Did Not Play					
Dec. 31 vs. CBJ	1	58	2	11-9-3	0	0	29	27	0	0	2.92
Jan. 2 vs. PHI	1	65	4	11-9-4	0	0	32	28	0	0	2.96
Jan. 4 vs. PHX						Did Not Play					
Jan. 6 vs. LA						Did Not Play					
Jan. 8 at LA	1	21	2	11-9-4	0	0	10	8	0	0	2.99
Jan. 9 vs. TB						Did Not Play					
Jan. 11 vs. NJ	1	60	3	12-9-4	0	0	21	18	0	0	2.99
Jan. 14 vs. DET	1	59	4	12-10-4	0	0	33	29	0	0	3.04
Jan. 16 at PIT	1	58	3	12-11-4	0	0	24	21	0	0	3.04
Jan. 17 at MIN						Did Not Play					
Jan. 20 at NYR						Did Not Play					
Jan. 21 at NYI	1	15	2	12-12-4	0	0	7	5	0	0	3.08
Jan. 27 at PHX						Did Not Play					
Jan. 28 vs. CHI						Did Not Play					
Jan. 31 at COL						Did Not Play					
Feb. 2 vs. BUF						Did Not Play					
Feb. 4 at MIN						Did Not Play					
Feb. 5 at NSH	1	59	3	12-13-4	1	0	33	30	0	0	3.08
Feb. 7 at CGY	1	60	1	13-13-4	0	0	27	26	0	0	3.01
Feb. 11 vs. CGY	1	61	2	14-13-4	0	0	23	21	0	0	2.98
Feb. 15 vs. ATL	1	28	5	14-14-4	1	0	25	20	0	0	3.09
Feb. 18 vs. LA						Did Not Play					
Feb. 20 at DET	1	59	5	14-15-4	0	0	34	29	0	0	3.15
Feb. 21 at CBJ	1	60	2	15-15-4	0	0	28	26	0	0	3.12
Feb. 24 at BUF	1	60	2	16-15-4	0	0	36	34	0	0	3.09
Feb. 26 at BOS	1	24	3	16-16-4	0	0	8	5	0	0	3.14
Feb. 28 at DAL	1	60	3	17-16-4	0	0	33	30	2	0	3.13
Mar. 3 at CHI	1	62	3	17-16-5	0	0	37	34	0	0	3.13
Mar. 6 vs. DAL	1	59	3	17-17-5	0	0	16	13	0	0	3.12
Mar. 8 vs. MIN						Did Not Play					
Mar. 11 vs. VAN						Did Not Play					
Mar. 15 vs. SJ						Did Not Play					
Mar. 18 vs. NSI	1	61	3	18-17-5	0	0	24	21	0	0	3.12
Mar. 19 at PHX						Did Not Play					
Mar. 22 vs. PHX						Did Not Play					
Mar. 24 at NSH	1	65	1	19-17-5	0	0	32	31	0	0	3.06
Mar. 25 at COL						Did Not Play					
Mar. 27 vs. EDM	1	23	4	19-18-5	0	0	7	3	0	0	3.13
Mar. 29 vs. COL						Did Not Play					
Mar. 31 at EDM						Did Not Play					
Apr. 2 at VAN						Did Not Play					
Apr. 4 at SJ						Did Not Play					
Apr. 5 vs. SJ						Did Not Play					
Apr. 10 vs. DAL						Did Not Play					
Apr. 11 at PHX	1	25	0	19-18-6	0	0	9	9	0	0	3.10
Totals	46	2458	127	19-18-6	4	2	1274	1147	4	0	3.10



3 BRET HEDICAN

Defenseman



Shoots: Left **Height:** 6-2 **Weight:** 210 **Age:** 38; turns 39 on Aug. 10, 2009
Born: Aug. 10, 1970; North St. Paul, Minnesota
Acquired: Signed as a free agent, Oct. 23, 2008
Drafted: By St. Louis in the 10th round (198th overall) of the 1988 NHL Entry Draft

2008-09 Statistics

Home: 26, 1-3=4, -1
 Road: 25, 0-2=2, -6
 Total: 51, 1-5=6, -7

STATS	GP	G	A	Pts	PIM	PPG	SHG	GWG	Shots	Shot%
Season	51	1	5	6	36	0	0	0	40	2.5
Career	1039	55	239	294	893	15	3	10	1274	4.3

REAL TIME	TOI	TOI/Game	Faceoff W-L	FO Win %	Hits	Takeaways	Giveaways	Blocked Shots	+/-
	831:30	16:18	0-0	0.0	51	6	21	37	-7

Playoff Experience: Has competed in eight postseason campaigns with St. Louis, Vancouver, Florida and Carolina...enters the 2009 Stanley Cup Playoffs with 108 games of postseason experience, the third-most on the current Ducks roster (Niedermayer, 189 and Pronger, 134)...has appeared in three Stanley Cup Final series: with VAN in 1994 (lost to NYR in seven games), CAR in 2002 (lost to DET in five games) and CAR in 2006 (defeated EDM in seven games)...won his first Stanley Cup with the Hurricanes in 2006, appearing in all 25 postseason games while collecting 2-9=11 points...finished the 2006 postseason tied for fourth among NHL defensemen in points and third in assists...ranked first among team defensemen in plus/minus (+6)...earned an assist on the final goal of Carolina's Game 7 win of the SCF, Jun. 19 vs. EDM...scored a goal while appearing in his 100th career postseason game in Game 6 of the ECF, May 30 @ BUF...collected 1-1=2 points for his second multi-point game of the playoffs in Game 4 of the ECF, May 26 @ BUF...notched two assists (0-2=2) for his first multi-point game of the postseason in Game 3 of the CQF, Apr. 26 @ MTL...logged a postseason-high 36:13 TOI while also registering one assist (0-1=1) in CAR's double OT win in Game 2 of the CQF, Apr. 24 vs. MTL...in 2002, appeared in all 23 postseason contests for Carolina, scoring 1-4=5 points with 20 PIM...lost to DET in the SCF in five games...logged a team-high 49:34 TOI in CAR's 3-2 loss decided in triple OT in Game 3 of the SCF, Jun. 8 vs. DET...earned assists (0-2=2) on both of CAR's two goals in the club's OT win in Game 3 of the ECF, May 21 @ TOR...scored his only goal of the postseason in Game 2 of the ECF, May 19 vs. TOR...in 2000, appeared all of FLA's four postseason contests, going scoreless as the club was swept by NJ in four games...in 1996, played in six games with VAN in the CQF as the club was eliminated by COL (4-2)...in 1995, appeared in all 11 of the Canucks' playoff contests, earning two assists (0-2=2) with six PIM...in 1994, appeared in all of VAN's 24 games en route to his first appearance in the SCF...lost to NYR in a seven-game series...finished the postseason fourth in the NHL and tied for the team-lead in plus/minus (+13)...scored his first NHL postseason goal in Game 1 of the SCF, May 31 @ NYR in a Canucks double OT victory (3-2)...collected 1-3=4 points in the SCF alone, tied for first among defensemen...in 1993, played in 10 postseason contests for STL...went scoreless with 14 PIM...STL was eliminated by TOR in the Division Finals in seven games...in 1992, made his NHL postseason debut for STL...appeared in five of STL's six DSF contests vs. CHI, going scoreless.

Playoff Single Game Career Highs

Goals: 1, four times (last: May 30, 2006 w/CAR at BUF, ECF Game 6)
Assists: 2, four times (last: Apr. 26, 2006 w/CAR at MTL, CQF Game 3)
Points: 2, five times (last: May 26, 2006 w/CAR at BUF, ECF Game 4; 1-1=2)
SOG: 5, May 25, 2002 w/CAR vs. TOR, ECF Game 5
PIM: 6, four times (last: Jun. 17, 2006 w/CAR at EDM, SCF Game 6)
Plus/Minus: +3, May 15, 1995 w/VAN at STL, CQF Game 5

2008-09 Single Game Highs

Goals: 1, Nov. 16 vs. LA
Assists: 1, five times (last: Jan. 9 vs. TB)
Points: 1, six times (last: Jan. 9 vs. TB)
PIM: 4, Dec. 23 @ CGY
TOI: 22:42, Jan. 17 @ MIN
Shots: 3, Jan. 21 @ NYI
Plus/Minus: +3, Dec. 7 vs. CBJ
Goal Streak: None
Assist Streak: Two games, Dec. 23-27 (0-2=2)
Point Streak: Two games, Dec. 23-27 (0-2=2)
Penalty Shots: None
 *career high; # ties career high

2008-09 Regular Season: Appeared in his 17th NHL season, his first with Anaheim...signed a one-year contract with the club on Oct. 23, 2008...played in 51 contests, earning 1-5=6 points...missed the last 19 games of the season with back spasms...registered a season-high three shots on net in 18:25 TOI, Jan. 21 @ NYI...logged a season-high 22:42, Jan. 17 @ MIN...earned an assist (0-1=1), Jan. 9 vs. TB...posted a two-game assist streak from Dec. 23-27 (0-2=2)...notched an assist on Chris Kunitz's lone goal of the game in Anaheim's 3-1 loss, Dec. 16 vs. NYR...was a season-high +3 while recording an assist (0-1=1), Dec. 7 vs. CBJ...appeared in his 1,000th NHL game, Nov. 21 @ STL going scoreless in 17:09 TOI...became the 14th U.S.-born defenseman to reach the milestone (ranks fourth in games played among active U.S.-born defenseman)...was the first of four players on the Ducks roster to reach the 1,000-game milestone...the only other team in NHL history to have four players hit the 1,000-game mark in the same season was the 1998-99 Los Angeles Kings (Doug Bodger, Russ Courtnall, Ray Ferraro and Garry Galley)...scored his first goal of the season in Anaheim's 2-0 shutout, Nov. 16 vs. LA...made his season debut, Oct. 27 @ CBJ going scoreless in 13:44 TOI...after joining the team, the Ducks went 5-0-1 in the next six games.


Personal: Bret and his wife, Kristi Yamaguchi, were married on July 8, 2000...they have two daughters: Keara (5) and Emma (3)...he is involved with Kristi Yamaguchi's Always Dream Foundation, The Garth Brooks Teammates For Kids Foundation and helps to raise money for the youth and high school hockey programs in his hometown of North St. Paul, Minnesota...his biggest hockey influence was his father...most prized possession is his Stanley Cup ring...favorite players growing up were Ray Bourque and Wayne Gretzky.

CAREER STATISTICS

Season	Team	League	REGULAR SEASON							PLAYOFFS				
			GP	G	A	Pts	PIM	+/-	GP	G	A	Pts	PIM	
1991-92	United States	Nat.-Tm	54	1	8	9	59	-	-	-	-	-	-	-
	United States	Olympics	8	0	0	0	4	-	-	-	-	-	-	
1992-93	ST. LOUIS	NHL	4	1	0	1	0	+1	5	0	0	0	0	
	ST. LOUIS	NHL	42	0	8	8	30	-2	10	0	0	0	14	
1993-94	Peoria	IHL	19	0	8	8	10	-	-	-	-	-	-	
	ST. LOUIS	NHL	61	0	11	11	64	-8	-	-	-	-	-	
1994-95	VANCOUVER	NHL	8	0	1	1	0	+1	24	1	6	7	16	
	VANCOUVER	NHL	45	2	11	13	34	-3	11	0	2	2	6	
1995-96	VANCOUVER	NHL	77	6	23	29	83	+8	6	0	1	1	10	
1996-97	VANCOUVER	NHL	67	4	15	19	51	-3	-	-	-	-	-	
1997-98	VANCOUVER	NHL	71	3	24	27	79	+3	-	-	-	-	-	
1998-99	VANCOUVER	NHL	42	2	11	13	34	+7	-	-	-	-	-	
	FLORIDA	NHL	25	3	7	10	17	-2	-	-	-	-	-	
1999-00	FLORIDA	NHL	76	6	19	25	68	+4	4	0	0	0	0	
2000-01	FLORIDA	NHL	70	5	15	20	72	-7	-	-	-	-	-	
2001-02	FLORIDA	NHL	31	3	7	10	12	-4	-	-	-	-	-	
	CAROLINA	NHL	26	2	4	6	10	+3	23	1	4	5	20	
2002-03	CAROLINA	NHL	72	3	14	17	75	-24	-	-	-	-	-	
2003-04	CAROLINA	NHL	81	7	17	24	64	-10	-	-	-	-	-	
2004-05	DID NOT PLAY													
2005-06	CAROLINA	NHL	74	5	22	27	58	+11	25	2	9	11	42	
2006-07	CAROLINA	NHL	50	0	120	10	36	-8	-	-	-	-	-	
2007-08	CAROLINA	NHL	66	2	15	17	70	+17	-	-	-	-	-	
2008-09	ANAHEIM	NHL	51	1	5	6	36	-7	-	-	-	-	-	
NHL Totals			1039	55	239	294	893	-23	108	4	22	26	108	
Anaheim Totals			51	1	5	6	36	-7	-	-	-	-	-	

3 Bret Hedican

Game	GP	Goals	Assists	Points	PIM	PP	SH	GWG	Shots	+/-	TOI
Oct. 9 at S.J.						Not with team					
Oct. 12 vs. PHX						Not with team					
Oct. 14 at LA						Not with team					
Oct. 15 vs. EDM						Not with team					
Oct. 17 vs. S.J.						Not with team					
Oct. 19 vs. CAR						Not with team					
Oct. 21 at TOR						Not with team					
Oct. 24 at OTT						Healthy Scratch					
Oct. 25 at MTI						Healthy Scratch					
Oct. 27 at CBJ	1	0	0	0	2	0	0	0	1	0	13:44
Oct. 29 vs. DET	1	0	0	0	0	0	0	0	0	0	14:48
Oct. 31 vs. VAN	1	0	0	0	0	0	0	0	0	0	14:36
Nov. 2 vs. CGY	1	0	0	0	2	0	0	0	0	0	17:41
Nov. 4 at LA	1	0	0	0	0	0	0	0	2	0	13:47
Nov. 5 vs. STL	1	0	0	0	0	0	0	0	1	0	14:54
Nov. 7 vs. DAL	1	0	0	0	0	0	0	0	0	-1	13:55
Nov. 9 vs. FLA	1	0	0	0	0	0	0	0	0	0	15:50
Nov. 14 vs. NSH	1	0	0	0	2	0	0	0	1	0	17:04
Nov. 16 vs. LA	1	1	0	1	0	0	0	0	1	1	17:31
Nov. 19 vs. WSH	1	0	0	0	2	0	0	0	2	-1	11:56
Nov. 21 at STL	1	0	0	0	2	0	0	0	1	-1	17:09
Nov. 22 at DAL	1	0	0	0	2	0	0	0	1	0	18:57
Nov. 24 vs. COL	1	0	0	0	0	0	0	0	0	0	18:21
Nov. 28 vs. CHI	1	0	0	0	2	0	0	0	1	1	17:24
Nov. 30 at CAR	1	0	0	0	0	0	0	0	1	0	12:15
Dec. 1 at DET	1	0	0	0	0	0	0	0	0	0	14:39
Dec. 3 at CHI	1	0	0	0	0	0	0	0	0	-1	13:00
Dec. 7 vs. CBJ	1	0	1	1	0	0	0	0	1	3	11:57
Dec. 10 vs. STL	1	0	0	0	0	0	0	0	1	1	19:15
Dec. 11 at S.J.	1	0	0	0	0	0	0	0	0	-2	16:06
Dec. 14 vs. MIN	1	0	0	0	0	0	0	0	0	1	16:51
Dec. 16 vs. NYR	1	0	1	1	2	0	0	0	2	0	16:14
Dec. 19 at EDM	1	0	0	0	2	0	0	0	1	-1	13:31
Dec. 22 at VAN	1	0	0	0	2	0	0	0	1	1	15:37
Dec. 23 at CGY	1	0	1	1	4	0	0	0	2	0	18:51
Dec. 27 at DAL	1	0	1	1	0	0	0	0	1	1	16:43
Dec. 28 at STL	1	0	0	0	2	0	0	0	1	-1	9:11
Dec. 31 vs. CBJ						Injured-Stiff Back					
Jan. 2 vs. PHI	1	0	0	0	2	0	0	0	0	-1	15:06
Jan. 4 vs. PHX	1	0	0	0	0	0	0	0	1	0	13:53
Jan. 6 vs. LA	1	0	0	0	0	0	0	0	0	0	16:18
Jan. 8 at LA	1	0	0	0	0	0	0	0	2	1	13:11
Jan. 9 vs. TB	1	0	1	1	0	0	0	0	2	1	16:00
Jan. 11 vs. NJ	1	0	0	0	0	0	0	0	0	-1	17:29
Jan. 14 vs. DET	1	0	0	0	0	0	0	0	0	1	18:15
Jan. 16 at PIT	1	0	0	0	0	0	0	0	0	-1	22:08
Jan. 17 at MIN	1	0	0	0	0	0	0	0	0	1	22:42
Jan. 20 at NYR	1	0	0	0	0	0	0	0	1	-1	18:22
Jan. 21 at NYI	1	0	0	0	0	0	0	0	3	-1	18:25
Jan. 27 at PHX	1	0	0	0	2	0	0	0	2	0	18:37
Jan. 28 vs. CHI	1	0	0	0	0	0	0	0	0	-1	15:12
Jan. 31 at COL	1	0	0	0	0	0	0	0	0	1	20:00
Feb. 2 vs. BUF	1	0	0	0	0	0	0	0	1	-1	22:38
Feb. 4 at MIN	1	0	0	0	0	0	0	0	1	-1	17:35
Feb. 5 at NSH	1	0	0	0	0	0	0	0	1	1	20:40
Feb. 7 at CGY	1	0	0	0	0	0	0	0	0	0	17:21
Feb. 11 vs. CGY	1	0	0	0	2	0	0	0	2	0	18:25
Feb. 15 vs. ATL	1	0	0	0	2	0	0	0	0	-2	15:53
Feb. 18 vs. LA	1	0	0	0	0	0	0	0	1	-2	9:45
Feb. 20 at DET						Injured-Back Spasms					
Feb. 21 at CBJ						Injured-Back Spasms					
Feb. 24 at BUF	1	0	0	0	2	0	0	0	1	0	19:05
Feb. 26 at BOS	1	0	0	0	0	0	0	0	0	-2	12:43
Feb. 28 at DAL						Injured-Back Spasms					
Mar. 3 at CHI						Injured-Back Spasms					
Mar. 6 vs. DAL						Injured-Back Spasms					
Mar. 8 vs. MIN						Injured-Back Spasms					
Mar. 11 vs. VAN						Injured-Back Spasms					
Mar. 15 vs. S.J.						Injured-Back Spasms					
Mar. 18 vs. NSH						Injured-Back Spasms					
Mar. 19 at PHX						Injured-Back Spasms					
Mar. 22 vs. PHX						Injured-Back Spasms					
Mar. 24 at NSH						Injured-Back Spasms					
Mar. 25 at COL						Injured-Back Spasms					
Mar. 27 vs. EDM						Injured-Back Spasms					
Mar. 29 vs. COL						Injured-Back Spasms					
Mar. 31 at EDM						Injured-Back Spasms					
Apr. 2 at VAN						Injured-Back Spasms					
Apr. 4 at S.J.						Injured-Back Spasms					
Apr. 5 vs. S.J.						Injured-Back Spasms					
Apr. 10 vs. DAL						Injured-Back Spasms					
Apr. 11 at PHX						Injured-Back Spasms					
Totals	51	1	5	6	36	0	0	0	40	-7	831:30



1 JONAS HILLER

Goaltender



Catches: Right **Height:** 6-2 **Weight:** 193 **Age:** 27; turns 28 on Feb. 12, 2010
Born: Feb. 12, 1982; Felben Wellhausen, Switzerland **Hometown:** Felben Wellhausen, Switzerland
Acquired: Signed as a free agent on May 25, 2007
Drafted: Not drafted

2008-09 Statistics

	GP	W	L	T	GA	MIN	SAVES	SHOTS	GAA	SV%
Home	23	10	8	1	45	1,214	521	566	2.22	0.920
Road	23	13	7	0	54	1,271	597	651	2.55	0.917
Season	46	23	15	1	99	2,485	1,118	1,217	2.39	0.919

	STATS	GPI	Min	W	L	T	OT	SO	GA	GAA	Saves	SV %
Season	46	2486	23	15	-	1	4	99	2.39	1118	0.919	
Career	69	3709	33	22	-	2	4	141	2.28	1654	0.921	

Playoff Experience: Has never appeared in the Stanley Cup Playoffs.

2008-09 Regular Season: Appeared in his second NHL season with Anaheim... concluded the regular season ranked tied for seventh among NHL goaltenders in GAA (2.39) and tied for sixth in SV% (.919)...over his last 12 games, went 8-2-0 with a 2.44 GAA and .919 SV%, stopping 319-of-347 shots...in his final 32 games dating back to Dec. 19 @ EDM, posted a 17-10-0 record with a 2.51 GAA (75 GA/1796 MIN) and .913 SV% (788-of-863)...one game after having his club record-tying seven-game winning streak snapped, stopped 42-of-45 shots and three-of-four shootout attempts to help the Ducks clinch their fourth consecutive playoff berth with a 4-3 shootout victory, Apr. 10 vs. DAL...the victory marked his fifth consecutive shootout win of 2008-09...won seven consecutive decisions from Mar. 19-Apr. 4 to tie Guy Hebert (Feb. 25-Mar. 22, 1995) for the longest winning streak in franchise history...the win streak spanned an eight-game stretch, in which he posted a 2.19 GAA (17 GA/466 MIN) and .923 SV% (205-of-222)...tied the club record with his seventh consecutive win by stopping 28-of-30 shots in a 5-2 victory, Apr. 4 @ SJ...earned his fourth straight shootout win by stopping all three attempts in a 6-5 victory, Apr 2 @ VAN...denied the Coyotes on four of five shootout attempts for his third consecutive shootout victory, a 3-2 win on Mar. 19 @ PHX...turned away all 30 shots faced in route to a 3-0 win and his fourth career shutout, Jan. 17 @ MIN...registered his third career shutout, stopping all 29 shots faced in a 2-0 win, Jan. 4 vs. PHX...stopped a career-high 51-of-53 shots and all three shootout attempts in a 3-2 win, Dec. 19 @ EDM...his 51 saves tied a franchise high (third time, last: Giguere, Mar. 22, 2004 vs. DET, 51-of-57)...went seven consecutive decisions without a regulation loss from Oct. 24-Nov. 30, posting a 6-0-1 record with a 1.79 GAA (13 GA/436 MIN) and a .941 SV% (208-of-221)...was named the NHL's second star of the week for Nov. 24-30...went 2-0-0 with a 0.50 GAA (1 GA/120 TOI) and .984 SV% (62-of-63) during the week...recorded his second career shutout with 26 saves for a 1-0 victory, Nov. 28 vs. CHI...posted his first shootout win of the season, stopping 31-of-32 shots and two of three shootout attempts in a 2-1 victory, Nov. 22 @ DAL...earned his first career NHL shutout with a 2-0 win, Nov. 16 vs. LA...turned away all 29 shots in the winning cause...stopped 11-of-13 shootout attempts in a tough-luck 7-6 setback on Oct. 31 vs. VAN, marking his only shootout loss of the season...earned his first win of the season in a 4-3 victory, Oct. 24 @ OTT...made his season debut on Oct. 15 vs. EDM, stopping 25-of-28 shots in a 3-2 loss.

2008-09 Single Game Highs

***Saves:** 51, Dec. 19 @ EDM
***Shots Faced:** 53, Dec. 19 @ EDM
#Goals Against: 5, Apr. 2 @ VAN
***Winning Streak:** 7 games, Mar. 19-Apr. 4
#Losing Streak: 3 games, two times (last: Feb. 4-Mar. 8)
Shutout Sequence: 101:30, Nov. 22-30 (spanning 3 games)
***Consecutive Games Played:** 9, Mar. 25-Apr. 11
#Consecutive Starts: 7, Mar. 29-Apr. 11
Pen-alty Shots: None
**career high; #ties career high*

Personal: Spends the offseason in the town of Davos in his native Switzerland...resides in Newport Beach during the hockey season...enjoys playing tennis, beach volleyball and sailing on his family's boat in Switzerland during the offseason...is an automobile enthusiast and spends his summers fixing up cars with his friends at a local body shop in his hometown...enjoys cooking traditional Swiss food, with his specialty being fondue...lists his favorite food as Italian...admires fellow Swiss athlete Roger Federer for his overall consistency...enjoys watching "Prison Break" and "The Simpsons" on television and playing on his computer...also likes to play Nintendo Wii...lists his favorite Wii games as golf and bowling...can speak German, English and French fluently...is a big fan of rock music, enjoying the likes of Metallica and Nickelback.

CAREER STATISTICS

Season	Team	League	REGULAR SEASON							PLAYOFFS						
			GP	MIN	GA	SO	GAA	SV%	W-L-T	GP	MIN	GA	SO	GAA	SV%	W-L
2003-04	Lausanne	Swiss-A	10	710	42	1	3.60	-	3-8-1	4	251	7	0	1.70	-	4-0-0
2004-05	Davos	Swiss-A	43	2519	95	8	2.26	-	26-12-4	15	932	34	0	2.19	-	12-3-0
2005-06	Davos	Swiss-A	44	2676	110	3	2.47	-	23-16-5	15	900	45	1	3.00	-	9-6-0
2006-07	Davos	Swiss-A	44	2656	115	3	2.60	-	28-16-0	19	1138	39	3	2.05	-	12-7-0
2007-08	ANAHEIM	NHL	23	1223	42	0	2.06	.927	10-7-1	-	-	-	-	-	-	-
	Portland	AHL	6	370	13	0	2.11	.929	3-1-1-1	-	-	-	-	-	-	-
2008-09	ANAHEIM	NHL	46	2486	99	4	2.39	.919	23-15-1	-	-	-	-	-	-	-
NHL Totals			69	3709	141	4	2.28	.921	33-22-2	-	-	-	-	-	-	-

Game	GP	Min	GA	W-L-T	EN	Shutouts	Shots	Saves	PIM	Points	Accum. GAA
Oct. 9 at SJ						Did Not Play					
Oct. 12 vs. PHX						Did Not Play					
Oct. 14 at LA						Did Not Play					
Oct. 15 vs. EDM	1	59	3	0-1-0	0	0	28	25	0	0	3.05
Oct. 17 vs. SJ						Did Not Play					
Oct. 19 vs. CAR						Did Not Play					
Oct. 21 at TOR						Did Not Play					
Oct. 24 at OTT	1	60	3	1-1-0	0	0	30	27	0	0	3.03
Oct. 25 at MTL						Did Not Play					
Oct. 27 at CBJ						Did Not Play					
Oct. 29 vs. DET						Did Not Play					
Oct. 31 vs. VAN	1	30	2	1-1-1	0	0	16	14	0	0	3.22
Nov. 2 vs. CGY						Did Not Play					
Nov. 4 at LA						Did Not Play					
Nov. 5 vs. STL	1	60	2	2-1-1	0	0	32	30	0	0	2.87
Nov. 7 vs. DAL	1	34	1	2-1-1	0	0	13	12	0	0	2.72
Nov. 9 vs. FLA						Did Not Play					
Nov. 14 vs. NSH						Did Not Play					
Nov. 16 vs. LA	1	60	0	3-1-1	0	1	29	29	0	0	2.18
Nov. 19 vs. WSH	1	7	3	3-1-1	0	0	6	3	0	0	2.71
Nov. 21 at STL						Did Not Play					
Nov. 22 at DAL	1	65	1	4-1-1	0	0	32	31	0	0	2.40
Nov. 24 vs. COL						Did Not Play					
Nov. 28 vs. CHI	1	60	0	5-1-1	0	1	26	26	0	0	2.07
Nov. 30 at CAR	1	60	1	6-1-1	0	0	37	36	0	0	1.94
Dec. 1 at DET	1	19	1	6-2-1	0	0	9	8	0	0	1.98
Dec. 3 at CHI	1	59	3	6-3-1	1	0	40	37	0	0	2.09
Dec. 7 vs. CBJ						Did Not Play					
Dec. 10 vs. STL						Did Not Play					
Dec. 11 at SJ	1	58	2	6-4-1	0	0	27	25	0	0	2.10
Dec. 14 vs. MIN						Did Not Play					
Dec. 16 vs. NYR	1	59	2	6-5-1	1	0	29	27	0	0	2.09
Dec. 19 at EDM	1	65	2	7-5-1	0	0	53	51	0	0	2.07
Dec. 22 at VAN	1	59	4	7-6-1	0	0	26	22	0	0	2.21
Dec. 23 at CGY						Did Not Play					
Dec. 27 at DAL						Did Not Play					
Dec. 28 at STL	1	60	3	8-6-1	0	0	30	27	0	0	2.27
Dec. 31 vs. CBJ						Did Not Play					
Jan. 2 vs. PHI						Did Not Play					
Jan. 4 vs. PHX	1	60	0	9-6-1	0	1	29	29	0	0	2.12
Jan. 6 vs. LA	1	59	1	10-6-1	0	0	18	17	0	0	2.06
Jan. 8 at LA	1	38	2	10-7-1	0	0	16	14	0	0	2.10
Jan. 9 vs. TB	1	59	4	10-8-1	0	0	19	15	0	0	2.20
Jan. 11 vs. NJ						Did Not Play					
Jan. 14 vs. DET						Did Not Play					
Jan. 16 at PIT						Did Not Play					
Jan. 17 at MIN	1	60	0	11-8-1	0	1	30	30	0	0	2.09
Jan. 20 at NYR	1	59	3	11-9-1	1	0	29	26	0	0	2.14
Jan. 21 at NYJ	1	44	0	11-9-1	0	0	7	7	0	0	2.06
Jan. 27 at PHX	1	60	3	12-9-1	0	0	26	23	0	0	2.10
Jan. 28 vs. CHI	1	58	3	12-10-1	0	0	27	24	0	0	2.14
Jan. 31 at COL	1	59	3	13-10-1	0	0	37	34	0	0	2.18
Feb. 2 vs. BUF	1	60	2	14-10-1	0	0	23	21	0	0	2.17
Feb. 4 at MIN	1	60	2	14-11-1	1	0	24	22	0	0	2.17
Feb. 5 at NSH						Did Not Play					
Feb. 7 at CGY						Did Not Play					
Feb. 11 vs. CGY						Did Not Play					
Feb. 15 vs. ATL	1	31	2	14-11-1	1	0	17	15	0	0	2.20
Feb. 18 vs. LA	1	59	4	14-12-1	0	0	26	22	0	0	2.27
Feb. 20 at DET						Did Not Play					
Feb. 21 at CBJ						Did Not Play					
Feb. 24 at BUF						Did Not Play					
Feb. 26 at BOS	1	36	3	14-12-1	0	0	19	16	0	0	2.33
Feb. 28 at DAL						Did Not Play					
Mar. 3 at CHI						Did Not Play					
Mar. 6 vs. DAL						Did Not Play					
Mar. 8 vs. MIN	1	58	3	14-13-1	0	0	25	22	0	0	2.35
Mar. 11 vs. VAN	1	63	3	15-13-1	0	0	35	32	0	0	2.37
Mar. 15 vs. SJ	1	59	1	15-14-1	0	0	30	29	0	0	2.33
Mar. 18 vs. NSH						Did Not Play					
Mar. 19 at PHX	1	65	2	16-14-1	0	0	28	26	0	0	2.31
Mar. 22 vs. PHX	1	60	2	17-14-1	0	0	28	26	0	0	2.30
Mar. 24 at NSH						Did Not Play					
Mar. 25 at COL	1	60	2	18-14-1	0	0	36	34	0	0	2.29
Mar. 27 vs. EDM	1	36	0	18-14-1	1	0	12	12	0	0	2.25
Mar. 29 vs. COL	1	60	1	19-14-1	0	0	27	26	0	0	2.22
Mar. 31 at EDM	1	60	3	20-14-1	0	0	31	28	0	0	2.24
Apr. 2 at VAN	1	65	5	21-14-1	0	0	30	25	0	0	2.31
Apr. 4 at SJ	1	60	2	22-14-1	0	0	30	28	0	0	2.30
Apr. 5 vs. SJ	1	58	3	22-15-1	0	0	26	23	0	0	2.32
Apr. 10 vs. DAL	1	65	3	23-15-1	0	0	45	42	0	0	2.33
Apr. 11 at PHX	1	40	4	23-15-1	0	0	24	20	0	0	2.39
Totals	46	2486	99	23-15-1	6	4	1217	1118	0	0	2.39

1 Jonas Hiller



29 BRAD LARSEN

Left Wing



Shoots: Left **Height:** 6-0 **Weight:** 210 **Age:** 31; turns 32 on June 28, 2009
Born: June 28, 1977; Nakusp, British Columbia **Hometown:** Vernon, British Columbia
Acquired: From Atlanta with Ken Klee and Chad Painchaud in exchange for Mathieu Schneider, Sept. 26, 2008

Drafted: By Colorado in the fourth round (87th overall) of the 1997 NHL Entry Draft

2008-09 Statistics
Did not play - Injured

STATS	GP	G	A	Pts	PIM	PPG	SHG	GWG	Shots	Shot%
Season	Did not play - Injured									
Career	294	19	29	48	134	1	5	1	214	8.9

REAL TIME

TOI	TOI/Game	Faceoff W-L	FO Win %	Hits	Takeaways	Giveaways	Blocked Shots	+/-
Did not play - Injured								

Playoff Experience: Has appeared in the Stanley Cup Playoffs in two previous seasons...in 2007, appeared in four games with Atlanta in a Conference Quarterfinal series vs. the NYR...set a playoff career high in assists and points (0-2=2) in a 4-3 loss to the Rangers in Game 1 of the CQF, Apr. 12 vs. NYR...in 2002, appeared in his first Stanley Cup Playoffs with Colorado, advancing to the Conference Final against DET...scored his first career playoff goal (Potvin), earned his first +1 rating and set a postseason career high with five PIM in a 3-1 loss in Game 3 of the CQF, Apr. 22 vs. LA...collected his first career assist in the postseason in an 8-2 victory in Game 2 of the CSF, May 4 vs. SJ.

Playoff Single Game Career Highs

Goals: 1, Apr. 22, 2002 w/COL @ LA, CQF Game 3
Assists: 2, Apr. 12, 2007 w/ATL vs. NYR, CQF Game 1
Points: 2, Apr. 12, 2007 w/ATL vs. NYR, CQF Game 1; 0-2=2
SOG: 3, Apr. 12, 2007 w/ATL vs. NYR, CQF Game 1
PIM: 5, Apr. 22, 2002 w/COL @ LA, CQF Game 3
Plus/Minus: +1, four times (last: Apr. 12, 2007 w/ATL vs. NYR, CQF Game 1)

2008-09 Regular Season: Did not play due to injury...underwent sports hernia surgery on Oct. 3...the surgery was performed by Dr. Williams Meyers at Hahnemann Hospital in Philadelphia...underwent a second surgery to repair a labral tear in his left hip on Dec. 5...the hip surgery was performed by Dr. Marc Philippon at Steadman-Hawkins Clinic in Vail, Colorado.

Personal: Graduated from Swift Current Comprehensive High School in 1995...is engaged to Hannah Wilson...among his first jobs growing up were mowing lawns and working as a bus boy at Bonanza...lists Aerosmith as his favorite band and "The Big Lebowski" as his favorite movie...cites Michael Jordan as his favorite athlete outside the sport of hockey...his favorite NHL players growing up were Mark Messier and Wendel Clark while his favorite NHL club was the Edmonton Oilers...makes his own "World Famous" Caesar Salad and dressing from scratch...his top TV show is "Rescue Me"...is involved with Team 25: the Shjon Podien Children's Foundation and Hinotes Heroes...favorite OC restaurant is Barolo Italian Café in Tustin, citing his favorite dish as chicken penne.

CAREER STATISTICS

Season	Team	League	REGULAR SEASON							PLAYOFFS				
			GP	G	A	Pts.	PIM	+/-	GP	G	A	Pts.	PIM	
1997-98	COLORADO	NHL	1	0	0	0	0	0	-	-	-	-	-	
	Hershey	AHL	65	12	10	22	80	-	7	3	2	5	2	
1998-99	Hershey	AHL	18	3	4	7	11	-	5	0	1	1	6	
1999-00	Hershey	AHL	52	13	26	39	66	-	14	5	2	7	29	
2000-01	COLORADO	NHL	9	0	0	0	0	1	-	-	-	-	-	
	Hershey	AHL	67	21	25	46	93	-	10	1	3	4	6	
2001-02	COLORADO	NHL	50	2	7	9	47	4	21	1	1	2	13	
2002-03	COLORADO	NHL	6	0	3	3	2	3	-	-	-	-	-	
	Hershey	AHL	25	3	6	9	25	-	4	1	1	2	8	
2003-04	COLORADO	NHL	26	2	2	4	11	2	-	-	-	-	-	
	Hershey	AHL	21	4	13	17	40	-	-	-	-	-	-	
	ATLANTA	NHL	6	0	0	0	2	-2	-	-	-	-	-	
2004-05	Chicago	AHL	75	26	23	49	112	-	18	4	7	11	22	
2005-06	ATLANTA	NHL	62	7	8	15	21	-3	-	-	-	-	-	
	Chicago	AHL	6	1	0	1	8	-	-	-	-	-	-	
2006-07	ATLANTA	NHL	72	7	6	13	39	-11	4	0	2	2	0	
2007-08	ATLANTA	NHL	62	1	3	4	12	-17	-	-	-	-	-	
2008-09	ANAHEIM	NHL	INJURED - DID NOT PLAY											
NHL Totals			294	19	29	48	134	-23	25	1	3	4	13	

29 Brad Larsen

Game	GP	Goals	Assists	Points	PIM	PP	SH	GWG	Shots	+/-	TOI
Oct. 9 at SJ											
Oct. 12 vs. PHX											
Oct. 14 at LA											
Oct. 15 vs. EDM											
Oct. 17 vs. SJ											
Oct. 19 vs. CAR											
Oct. 21 at TOR											
Oct. 24 at OTT											
Oct. 25 at MTL											
Oct. 27 at CBJ											
Oct. 29 vs. DET											
Oct. 31 vs. VAN											
Nov. 2 vs. CGY											
Nov. 4 at LA											
Nov. 5 vs. STI											
Nov. 7 vs. DAL											
Nov. 9 vs. FLA											
Nov. 14 vs. NSH											
Nov. 16 vs. LA											
Nov. 19 vs. WSH											
Nov. 21 at STL											
Nov. 22 at DAL											
Nov. 24 vs. COL											
Nov. 28 vs. CHI											
Nov. 30 at CAR											
Dec. 1 at DET											
Dec. 3 at CHI											
Dec. 7 vs. CBJ											
Dec. 10 vs. STI											
Dec. 11 at SJ											
Dec. 14 vs. MIN											
Dec. 16 vs. NYR											
Dec. 19 at EDM											
Dec. 22 at VAN											
Dec. 23 at CGY											
Dec. 27 at DAL											
Dec. 28 at STL											
Dec. 31 vs. CBJ											
Jan. 2 vs. PHI											
Jan. 4 vs. PHX											
Jan. 6 vs. LA											
Jan. 8 at LA											
Jan. 9 vs. TB											
Jan. 11 vs. NJ											
Jan. 14 vs. DET											
Jan. 16 at PIT											
Jan. 17 at MIN											
Jan. 20 at NYR											
Jan. 21 at NYI											
Jan. 27 at PHX											
Jan. 28 vs. CHI											
Jan. 31 at COL											
Feb. 2 vs. BUF											
Feb. 4 at MIN											
Feb. 5 at NSH											
Feb. 7 at CGY											
Feb. 11 vs. CGY											
Feb. 15 vs. ATL											
Feb. 18 vs. LA											
Feb. 20 at DET											
Feb. 21 at CBJ											
Feb. 24 at BUF											
Feb. 26 at BOS											
Feb. 28 at DAL											
Mar. 3 at CHI											
Mar. 6 vs. DAL											
Mar. 8 vs. MIN											
Mar. 11 vs. VAN											
Mar. 15 vs. SJ											
Mar. 18 vs. NSH											
Mar. 19 at PHX											
Mar. 22 vs. PHX											
Mar. 24 at NSH											
Mar. 25 at COL											
Mar. 27 vs. EDM											
Mar. 29 vs. COL											
Mar. 31 at EDM											
Apr. 2 at VAN											
Apr. 4 at SJ											
Apr. 5 vs. SJ											
Apr. 10 vs. DAL											
Apr. 11 at PHX											
Totals	0	0	0	0	0	0	0	0	0	0	0:00



22 TODD MARCHANT

Center



Shoots: Left **Height:** 5-10 **Weight:** 182 **Age:** 35; turns 36 on August 12, 2009
Born: August 12, 1973; Buffalo, NY **Hometown:** Williamsville, NY
Acquired: Claimed on waivers from the Columbus Blue Jackets on Nov. 21, 2005
Drafted: By the New York Rangers in the 7th round (164th overall) of the 1993 NHL Entry Draft

2008-09 Statistics

Home: 37, 2-9=11, -1
 Road: 35, 3-4=7, -1
Total: 72, 5-13=18, -2

STATS	GP	G	A	Pts	PIM	PPG	SHG	GWG	Shots	Shot%
Season	72	5	13	18	34	0	2	0	101	5.0
Career	1,038	176	292	468	716	21	25	22	2,058	8.6
REAL TIME										
TOI	TOI/Game	Faceoff W-L	FO Win %	Hits	Takeaways	Giveaways	Blocked Shots	+/-		
1046:11	14:31	298-295	50.2	76	34	20	40	-2		

Playoff Experience: Won his first Stanley Cup with Anaheim in 2007 (first appearance in SCF)...has appeared in the NHL postseason on nine previous occasions...enters the 2009 playoffs ranking 10th on the Ducks' all-time postseason scoring list with 5-13=18 points in 33 games...in 2008, appeared in all six CQF contests vs. DAL...scored the opening goal of the contest in Game 3 of the CQF, Apr. 15 @ DAL...scored his second goal of the post-season in Game 5 of the CQF, Apr. 18 vs. DAL...both of his goals came in the two games in which the Ducks won...in 2007, appeared in 11 contests with the Ducks after missing the first two playoff rounds with a torn groin, Apr. 11-May 3...recorded an assist with a +1 rating, June 4 @ OTT in Game 4 of the SCF...earned an assist in the series-clinching Game 6 of the WCF, May 22 vs. DET...collected an assist (his first of the postseason), May 17 vs. DET in Game 4 of the WCF...recorded a postseason-high four shots in Game 2 of the WCF, May 13 @ DET...in 2006, appeared in his seventh Stanley Cup playoffs, his first with Anaheim...ranked first on the team in assists (10) and plus/minus (+11), and second in points (13)...ranked tied for first in the NHL in playoff plus/minus...collected 2-1=3 points, establishing a playoff career high in goals and points in Game 4 of the CSF, May 11 @ COL...in 2003, collected two assists with EDM in six games vs. DAL in the CQF...in 2001, was scoreless with EDM in six CQF games vs. DAL...played in three games with EDM in 2000 vs. DAL in the CQF, scoring one goal...in 1999, collected 1-1=2 points with 12 PIM in four games with EDM vs. DAL in the CQF...scored 1-1=2 points in 12 games in the 1998 playoffs as the Oilers defeated COL in seven games (CQF) before losing to DAL in five games (CSF)...made his Stanley Cup Playoff debut in 1997, scoring 4-2=6 points in 12 games...led the NHL with three SHG, tying a league record for most SHG in a playoff season...had two SHG vs. COL in the CSF, tying the Oilers record for most SHG in a playoff series...scored the GWG in overtime in Game 7 of the CQF, Apr. 19 @ DAL.

2008-09 Regular Season: Appeared in his 16th NHL season his fourth with Anaheim...became the 31st U.S.-born player to appear in 1,000 NHL games, Dec. 22 @ VAN...went 107-for-183 in the faceoff circle (58.5%) over his last 17 games...finished the season second on the club in faceoff wins, going 298-for-593 (50.2%) in 72 games...completed the season having collected 2-5=7 points in his last 16 games...scored a team-leading two SHG on the season, his most since he scored three in 2006-07 (which was the most since 2001-02)...had two multiple-point games (one multi-assist)...scored Anaheim's opening goal in a 4-3 shootout, playoff-clinching win, Apr. 10 vs. DAL...collected an assist while winning eight-of-11 faceoffs (73%), Apr. 5 vs. SJ...notched a helper, Mar. 31 @ EDM...logged a season-high 20:49, Mar. 24 @ NSH...collected two assists (0-2=2) for his first multi-assist game of the season, Mar. 19 @ PHX...had a two-game point streak (1-1=2), Mar. 8-11...his assist on Mar. 11 vs. VAN came on Scott Niedermayer's game-winning OT goal to beat the Canucks 3-2...the goal was scored during 3-on-3 play, his second assist on a 3-on-3 goal this season...his goal on Mar. 8 vs. MIN was his second SHG of the season (25th of his career)...collected 1-1=2 points, Feb. 24 @ BUF, marking his first multi-point game of the season...it was the 24th SHG of his career (first since 12/8/06 @ WSH)...collected an assist on Scott Niedermayer's game-winning OT goal, Feb. 11 vs. CGY...it was the first of two assists on 3-on-3 goals this season...missed 10 games with a fractured finger, Jan. 9-31...became the 31st U.S.-born player to appear in his 1,000th NHL game, Dec. 22 @ VAN...went scoreless in 14:27 TOI...was the second of four Ducks to reach the 1,000-game milestone this season (also Hedicán, Pronger and R. Niedermayer)...the only other team in NHL history to have four players hit the 1,000-game mark in the same season was the 1998-99 Los Angeles Kings (Doug Bodger, Russ Courtnall, Ray Ferraro and Garry Galley...appeared in his 200th game as an Anaheim Duck, Oct. 29 vs. DET...scored his second goal of the season in a 4-3 win, Oct. 24 @ OTT...recorded points in consecutive games (1-1=2), Oct. 14-15...scored his first goal of the campaign, Oct. 14 @ LA.

Personal: Todd and his wife Caroline have three children: daughters Lillian and Ashley, and son Timothy...the couple is expecting the arrival of their fourth child in April...the family resides in Tustin with off-seasons spent in Williamsville, New York...spends nearly all of his free time with the family...the family took surfing lessons during a trip to Maui last summer...also loves to bowl on Nintendo Wii with his kids...supports the Skating Association for the Blind and Handicapped (SABAH) in Buffalo...has owned a hockey school in Buffalo for the past 10 years, raising nearly \$70,000 for local charities during that time...loves to eat his pregame meals at Barolo Café in Tustin.

Playoff Single Game Career Highs:

Goals: 2, May 11, 2006 w/ANA @ COL, CSF Game 4
Assists: 3, May 25, 2006 w/ANA @ EDM, WCF Game 4
Points: 3, two times (last: May 25, 2006 w/ANA @ EDM, WCF Game 4; 0-3=3)
SOG: 6, two times (last: May 11, 2006 w/ANA @ COL, CSF Game 4)
PIM: 10, Apr. 21, 1999 w/EDM @ DAL, CQF Game 1
Plus/Minus: +4, May 9, 2006 w/ANA @ COL, CSF Game 3

2008-09 Single Game Highs


Goals: 1, five times (last: Apr. 10 vs. DAL)
Assists: 2, Mar. 19 @ PHX
Points: 2, two times (last: Mar. 19 @ PHX; 0-2=2)
PIM: 4, two times (last: Mar. 18 vs. NSH)
TOI: 20:49, Mar. 24 @ NSH
Shots: 5, Feb. 15 vs. ATL
Plus/Minus: +2, two times (last: Mar. 19 @ PHX)
Goal Streak: None
Assist Streak: None
Point Streak: Two games, two times (last: Apr. 5-10 (1-1=2))
Penalty Shots: None
 *career high; #ties career high

CAREER STATISTICS

Season	Team	League	REGULAR SEASON							PLAYOFFS				
			GP	G	A	Pts.	PIM	+/-	GP	G	A	Pts.	PIM	
1993-94	United States	Nat.-Tm	59	28	39	67	48	-	-	-	-	-	-	-
	United States	Olympics	8	1	1	2	6	-	-	-	-	-	-	-
1994-95	NY RANGERS	NHL	1	0	0	0	0	-1	-	-	-	-	-	
	Binghamton	AHL	8	2	7	9	6	-	-	-	-	-	-	
1995-96	EDMONTON	NHL	3	0	1	1	2	-1	-	-	-	-	-	
	Cape Breton	AHL	3	1	4	5	2	-	5	1	1	2	0	
1996-97	EDMONTON	NHL	81	19	19	38	66	-19	-	-	-	-	-	
	EDMONTON	NHL	79	14	19	33	44	11	12	4	2	6	12	
1997-98	EDMONTON	NHL	76	14	21	35	71	9	12	1	1	2	10	
1998-99	EDMONTON	NHL	82	14	22	36	65	3	4	1	1	2	12	
1999-00	EDMONTON	NHL	82	17	23	40	70	7	3	1	0	1	2	
2000-01	EDMONTON	NHL	71	13	26	39	51	1	6	0	0	0	4	
2001-02	EDMONTON	NHL	82	12	22	34	41	7	-	-	-	-	-	
2002-03	EDMONTON	NHL	77	20	40	60	48	13	6	0	2	2	2	
2003-04	COLUMBUS	NHL	77	9	25	34	34	-17	-	-	-	-	-	
2005-06	COLUMBUS	NHL	18	3	6	9	20	-1	-	-	-	-	-	
	ANAHEIM	NHL	61	6	19	25	46	+3	16	3	10	13	14	
2006-07	ANAHEIM	NHL	56	8	15	23	44	+7	11	0	3	3	12	
2007-08	ANAHEIM	NHL	75	9	7	16	48	-3	6	2	0	2	8	
2008-09	ANAHEIM	NHL	72	5	13	18	34	-2	-	-	-	-	-	
NHL Totals			1038	176	292	468	716	+14	85	12	19	31	76	
Anaheim Totals			261	28	54	82	172	+5	33	5	13	18	34	


22 Todd Marchant

Game	GP	Goals	Assists	Points	PIM	PP	SH	GWG	Shots	+/-	TOI
Oct 9 at SJ	1	0	0	0	0	0	0	0	0	0	15:00
Oct 12 vs PHX	1	0	0	0	0	0	0	0	2	-1	16:58
Oct 14 at LA	1	1	0	1	2	0	0	0	1	1	13:18
Oct 15 vs EDM	1	0	1	1	0	0	0	0	1	1	7:06
Oct 17 vs SJ	1	0	0	0	0	0	0	0	2	1	16:07
Oct 19 vs CAR	1	0	0	0	0	0	0	0	1	0	12:36
Oct 21 at TOR	1	0	0	0	0	0	0	0	0	0	20:16
Oct 24 at OTT	1	1	0	1	2	0	0	0	3	1	19:53
Oct 25 at MTL	1	0	0	0	2	0	0	0	2	-1	15:58
Oct 27 at CBJ	1	0	0	0	0	0	0	0	0	-1	12:19
Oct 29 vs DET	1	0	0	0	2	0	0	0	0	0	18:25
Oct 31 vs VAN	1	0	0	0	0	0	0	0	0	-1	17:30
Nov 2 vs CGY	1	0	0	0	0	0	0	0	2	-1	14:16
Nov 4 at LA	1	0	0	0	2	0	0	0	2	0	17:16
Nov 5 vs STL	1	0	0	0	0	0	0	0	0	0	11:57
Nov 7 vs DAL	1	0	0	0	0	0	0	0	1	-1	14:36
Nov 9 vs FLA	1	0	0	0	0	0	0	0	1	0	9:58
Nov 14 vs NSH	1	0	1	1	0	0	0	0	1	1	16:25
Nov 16 vs LA	1	0	0	0	2	0	0	0	3	0	19:38
Nov 19 vs WSH	1	0	1	1	0	0	0	0	3	1	11:49
Nov 21 at STL	1	0	0	0	0	0	0	0	1	0	10:50
Nov 22 at DAL	1	0	0	0	0	0	0	0	1	0	15:33
Nov 24 vs COL	1	0	1	1	0	0	0	0	2	0	13:29
Nov 28 vs CHI	1	0	0	0	0	0	0	0	0	0	6:17
Nov 30 at CAR	1	0	0	0	0	0	0	0	0	0	11:41
Dec 1 at DET	1	0	0	0	0	0	0	0	0	-1	12:11
Dec 3 at CHI	1	0	0	0	0	0	0	0	4	0	13:14
Dec 7 vs CBJ	1	0	0	0	4	0	0	0	0	-1	14:32
Dec 10 vs STL	1	0	1	1	2	0	0	0	2	1	11:30
Dec 11 at SJ	1	0	0	0	0	0	0	0	1	0	10:38
Dec 14 vs MIN	1	0	1	1	0	0	0	0	1	0	13:23
Dec 16 vs NYR	1	0	0	0	0	0	0	0	3	0	14:08
Dec 19 at EDM	1	0	0	0	0	0	0	0	2	1	13:07
Dec 22 at VAN	1	0	0	0	0	0	0	0	0	-1	14:27
Dec 23 at CGY	1	0	0	0	0	0	0	0	1	0	10:36
Dec 27 at DAL	1	0	0	0	0	0	0	0	0	-1	10:01
Dec 28 at STL	1	0	0	0	0	0	0	0	0	0	9:56
Dec 31 vs CBJ	1	0	0	0	2	0	0	0	0	0	9:54
Jan 2 vs PHI	1	0	0	0	0	0	0	0	1	-1	11:50
Jan 4 vs PHX	1	0	0	0	0	0	0	0	1	0	9:52
Jan 6 vs LA	1	0	0	0	0	0	0	0	1	0	11:04
Jan 8 at LA	1	0	0	0	0	0	0	0	0	-1	8:23
Jan 9 vs TB											Injured-Fractured Finger
Jan 11 vs NJ											Injured-Fractured Finger
Jan 14 vs DET											Injured-Fractured Finger
Jan 16 at PIT											Injured-Fractured Finger
Jan 17 at MIN											Injured-Fractured Finger
Jan 20 at NYR											Injured-Fractured Finger
Jan 21 at NYI											Injured-Fractured Finger
Jan 27 at PHX											Injured-Fractured Finger
Jan 28 vs CHI											Injured-Fractured Finger
Jan 31 at COL											Injured-Fractured Finger
Feb 2 vs BUF	1	0	0	0	0	0	0	0	1	1	11:12
Feb 4 at MIN	1	0	0	0	0	0	0	0	2	0	7:35
Feb 5 at NSH	1	0	0	0	0	0	0	0	1	0	17:41
Feb 7 at CGY	1	0	0	0	0	0	0	0	0	0	17:16
Feb 11 vs CGY	1	0	1	1	0	0	0	0	1	0	17:51
Feb 15 vs ATL	1	0	0	0	0	0	0	0	5	-2	16:29
Feb 18 vs LA	1	0	0	0	0	0	0	0	1	-1	15:29
Feb 20 at DET	1	0	0	0	0	0	0	0	0	-1	11:26
Feb 21 at CBJ	1	0	0	0	2	0	0	0	1	0	15:19
Feb 24 at BUF	1	1	1	2	0	0	1	0	2	2	16:15
Feb 26 at BOS	1	0	0	0	0	0	0	0	4	-1	15:30
Feb 28 at DAL	1	0	0	0	0	0	0	0	0	0	15:15
Mar 3 at CHI	1	0	0	0	0	0	0	0	2	0	13:43
Mar 6 vs DAL	1	0	0	0	0	0	0	0	4	-1	14:06
Mar 8 vs MIN	1	1	0	1	0	0	1	0	2	1	17:49
Mar 11 vs VAN	1	0	1	1	2	0	0	0	3	0	16:32
Mar 15 vs SJ	1	0	0	0	0	0	0	0	1	0	16:32
Mar 18 vs NSH	1	0	0	0	4	0	0	0	2	0	14:45
Mar 19 at PHX	1	0	2	2	2	0	0	0	2	2	20:11
Mar 22 vs PHX	1	0	0	0	0	0	0	0	3	0	20:00
Mar 24 at NSH	1	0	0	0	0	0	0	0	1	0	20:49
Mar 25 at COL	1	0	0	0	0	0	0	0	2	1	17:36
Mar 27 vs EDM	1	0	0	0	2	0	0	0	4	0	17:12
Mar 29 vs COL	1	0	0	0	0	0	0	0	2	0	15:17
Mar 31 at EDM	1	0	1	1	2	0	0	0	1	1	16:57
Apr 2 at VAN	1	0	0	0	0	0	0	0	2	-2	17:53
Apr 4 at SJ	1	0	0	0	0	0	0	0	0	0	19:11
Apr 5 vs SJ	1	0	1	1	0	0	0	0	1	1	15:27
Apr 10 vs DAL	1	1	0	1	0	0	0	0	2	1	18:58
Apr 11 at PHX	1	0	0	0	0	0	0	0	3	0	17:58
Totals	72	5	13	18	34	0	2	0	101	-2	1,046:11



60 BRENDAN MIKKELSON

Defenseman



Shoots: Left **Height:** 6-3 **Weight:** 210 **Age:** 21; turns 22 on June 22, 2009
Born: June 22, 1987; Regina, Saskatchewan **Hometown:** St. Albert, Alberta
Drafted: By Anaheim in the second round (31st overall) of the 2005 NHL Entry Draft

2008-09 Statistics

Home: 14, 0-0=0, -4
 Road: 20, 0-2=2, +4
Total: 34, 0-2=2, 0

STATS	GP	G	A	Pts	PIM	PPG	SHG	GWG	Shots	Shot%
Season	34	0	2	2	17	0	0	0	19	0.0
Career	34	0	2	2	17	0	0	0	19	0.0
REAL TIME										
TOI	TOI/Game	Faceoff W-L	FO Win %	Hits	Takeaways	Giveaways	Blocked Shots	+/-		
473:50	13:56	0-0	0.00	19	3	13	22	0		

Playoff Experience: Has never appeared in the Stanley Cup Playoffs.

2008-09 Regular Season: Appeared in his first NHL season...played for Anaheim in four separate stints (recalled on Jan. 1, Jan. 26, Feb. 18 and Mar. 12)...in 34 games with Anaheim, collected two assists with 17 PIM...recorded a plus-or-even rating in 17 of his last 18 appearances...was a +5 rating over his last 10 games of the season...earned his second point of the season (assist), Apr. 2 @ VAN...his assist came on Teemu Selanne's game-tying goal as the Ducks went on to win in a shootout 6-5 over the Canucks...logged a season-high 20:15 TOI, Mar. 25 @ COL...earned his first NHL point (assist), Jan. 31 @ COL...recorded a season-high +2 rating, Jan. 27 @ PHX...registered a season-high four shots on net, Jan. 4 vs. PHX...made his NHL debut, Jan. 2 vs. PHI...recorded one shot and one hit in 13:39 TOI...in 31 games with the Iowa Chops (AHL), collected 2-8=10 points with 18 PIM...had his highest scoring month in December, earning 0-3=3 assists in 13 games...scored a goal in his last appearance of the season before being recalled by the Ducks, Mar. 11 @ Chicago...had two, two-game point streaks throughout the season: Oct. 11-12 (0-2=2) and Mar. 7-11 (1-1=2)...recorded a +2 rating on two separate occasions (Oct. 11 @ Peoria and Dec. 6 @ Lake Erie)...scored his first goal of the season and registered a season-high five shots on net, Nov. 28 @ Manitoba...at the time of his original recall, ranked tied for third among team defensemen in scoring.

2008-09 Single Game Highs


Goals: None
***Assists:** 1, two times (last: Apr. 2 @ VAN)
***Points:** 1, two times (last: Apr. 2 @ VAN)
***PIM:** 5, Feb. 21 @ CBJ
***TOI:** 20:15, Mar. 25 @ COL
***Shots:** 4, Jan. 4 vs. PHX
***Plus/Minus:** +2, Jan. 27 @ PHX
Goal Streak: None
Assist Streak: None
Point Streak: None
Penalty Shots: None
 *career high; # ties career high

Personal: Single...resides in St. Albert, Alberta in the offseason...has two older sisters...Meaghan (24) plays for the Canadian Women's National Hockey team while Jillian (26) is a writer...graduated from Milwaukie High School in Milwaukie, Oregon while playing junior hockey for the Portland Winter Hawks (WHL)...enjoys playing golf in the offseason, admiring Tiger Woods as his favorite athlete outside the sport of hockey...grew up idolizing Dallas Stars center Mike Modano...cites being cut from his Bantam AAA hockey team at age 13 as his biggest personal challenge...decided to prove the team wrong and continued to play hockey...loves watching "Entourage," "Rob and Big" and "Family Guy" on television when time permits...did yard work around his old neighborhood in St. Albert as his first job...lists The Cannery as his favorite Orange County restaurant...donates to the Garth Brooks Foundation.

CAREER STATISTICS													
Season	Team	League	REGULAR SEASON					PLAYOFFS					
			GP	G	A	Pts.	PIM	+/-	GP	G	A	Pts.	PIM
2003-04	Portland	WHL	65	3	12	15	43	-	5	1	0	1	0
2004-05	Portland	WHL	70	5	10	15	60	-	7	1	2	3	0
2005-06	Portland	WHL	3	1	1	2	4	-	-	-	-	-	-
	Vancouver	WHL	19	1	8	9	37	-	-	-	-	-	-
2006-07	Vancouver	WHL	69	6	23	29	60	-	21	3	7	10	10
2007-08	Portland	AHL	66	6	10	16	50	-	14	2	6	8	2
2008-09	ANAHEIM	NHL	34	0	2	2	17	0	-	-	-	-	-
	Iowa	AHL	31	2	8	10	18	-	-	-	-	-	-
NHL Totals			34	0	2	2	17	0					
AHL Totals			97	8	18	26	68	-	14	2	6	8	2

60 Brendan Mikkelson

Game	GP	Goals	Assists	Points	PIM	PP	SH	GWG	Shots	+/-	TOI
Oct. 9 at SJ						Minors					
Oct. 12 vs. PHX						Minors					
Oct. 14 at LA						Minors					
Oct. 15 vs. EDM						Minors					
Oct. 17 vs. SJ						Minors					
Oct. 19 vs. CAR						Minors					
Oct. 21 at TOR						Minors					
Oct. 24 at OTT						Minors					
Oct. 25 at MTL						Minors					
Oct. 27 at CBJ						Minors					
Oct. 29 vs. DET						Minors					
Oct. 31 vs. VAN						Minors					
Nov. 2 vs. CGY						Minors					
Nov. 4 at LA						Minors					
Nov. 5 vs. STL						Minors					
Nov. 7 vs. DAL						Minors					
Nov. 9 vs. FLA						Minors					
Nov. 14 vs. NSH						Minors					
Nov. 16 vs. LA						Minors					
Nov. 19 vs. WSH						Minors					
Nov. 21 at STL						Minors					
Nov. 22 at DAL						Minors					
Nov. 24 vs. COL						Minors					
Nov. 28 vs. CHI						Minors					
Nov. 30 at CAR						Minors					
Dec. 1 at DET						Minors					
Dec. 3 at CHI						Minors					
Dec. 7 vs. CBJ						Minors					
Dec. 10 vs. STL						Minors					
Dec. 11 at SJ						Minors					
Dec. 14 vs. MIN						Minors					
Dec. 16 vs. NYR						Minors					
Dec. 19 at EDM						Minors					
Dec. 22 at VAN						Minors					
Dec. 23 at CGY						Minors					
Dec. 27 at DAL						Minors					
Dec. 28 at STL						Minors					
Dec. 31 vs. CBJ						Minors					
Jan. 2 vs. PHI	1	0	0	0	0	0	0	0	1	-2	13:39
Jan. 4 vs. PHX	1	0	0	0	4	0	0	0	4	0	17:57
Jan. 6 vs. LA	1	0	0	0	0	0	0	0	0	0	13:19
Jan. 8 at LA	1	0	0	0	0	0	0	0	0	-1	16:09
Jan. 9 vs. TB	1	0	0	0	0	0	0	0	1	-1	17:03
Jan. 11 vs. NJ	1	0	0	0	0	0	0	0	0	1	16:10
Jan. 14 vs. DET	1	0	0	0	0	0	0	0	0	-2	14:41
Jan. 16 at PIT	1	0	0	0	0	0	0	0	0	-1	15:28
Jan. 17 at MIN	1	0	0	0	0	0	0	0	0	0	19:43
Jan. 20 at NYR	1	0	0	0	4	0	0	0	0	0	12:49
Jan. 21 at NYI	1	0	0	0	0	0	0	0	0	0	14:54
Jan. 27 at PHX	1	0	0	0	0	0	0	0	0	2	15:48
Jan. 28 vs. CHI	1	0	0	0	0	0	0	0	0	0	14:28
Jan. 31 at COL	1	0	1	1	0	0	0	0	2	1	9:06
Feb. 2 vs. BUF	1	0	0	0	0	0	0	0	0	-1	10:13
Feb. 4 at MIN						Healthy Scratch					
Feb. 5 at NSH	1	0	0	0	0	0	0	0	0	-1	11:42
Feb. 7 at CGY						Healthy Scratch					
Feb. 11 vs. CGY						Minors					
Feb. 15 vs. ATL						Minors					
Feb. 18 vs. LA						Minors					
Feb. 20 at DET	1	0	0	0	2	0	0	0	1	0	13:22
Feb. 21 at CBJ	1	0	0	0	5	0	0	0	0	0	14:23
Feb. 24 at BUF	1	0	0	0	0	0	0	0	1	0	11:43
Feb. 26 at BOS	1	0	0	0	0	0	0	0	1	0	15:44
Feb. 28 at DAL	1	0	0	0	0	0	0	0	0	0	11:10
Mar. 3 at CHI	1	0	0	0	0	0	0	0	1	0	14:51
Mar. 6 vs. DAL						Minors					
Mar. 8 vs. MIN						Minors					
Mar. 11 vs. VAN						Minors					
Mar. 15 vs. SJ	1	0	0	0	0	0	0	0	1	0	11:17
Mar. 18 vs. NSH	1	0	0	0	0	0	0	0	2	0	14:53
Mar. 19 at PHX	1	0	0	0	0	0	0	0	1	1	10:12
Mar. 22 vs. PHX	1	0	0	0	0	0	0	0	0	1	13:50
Mar. 24 at NSH	1	0	0	0	0	0	0	0	0	0	12:43
Mar. 25 at COL	1	0	0	0	0	0	0	0	0	1	20:15
Mar. 27 vs. EDM	1	0	0	0	0	0	0	0	0	0	6:13
Mar. 29 vs. COL	1	0	0	0	0	0	0	0	1	1	16:09
Mar. 31 at EDM	1	0	0	0	0	0	0	0	0	1	9:04
Apr. 2 at VAN	1	0	1	1	0	0	0	0	0	1	14:21
Apr. 4 at SJ	1	0	0	0	2	0	0	0	1	0	17:41
Apr. 5 vs. SJ	1	0	0	0	0	0	0	0	1	-1	12:50
Apr. 10 vs. DAL						Healthy Scratch					
Apr. 11 at PHX						Healthy Scratch					
Totals	34	0	2	2	17	0	0	0	19	0	473:50



18 DREW MILLER

Left Wing



Shoots: Left **Height:** 6-2 **Weight:** 185 **Age:** 25; turns 26 on Feb. 17, 2010
Born: Feb. 17, 1984; Dover, New Jersey **Hometown:** East Lansing, Michigan
Drafted: By Anaheim in the sixth round (186th overall) of the 2003 NHL Entry Draft

2008-09 Statistics

Home: 11, 1-3=4, +3
 Road: 16, 3-3=6, -3
Total: 27, 4-6=10, 0

STATS	GP	G	A	Pts	PIM	PPG	SHG	GWG	Shots	Shot%
Season	27	4	6	10	17	0	0	0	45	8.9
Career	53	6	9	15	23	0	0	0	75	8.0
REAL TIME										
TOI	TOI/Game	Faceoff W-L	FO Win %	Hits	Takeaways	Giveaways	Blocked Shots	+/-		
350:37	12:59	3-11	21.4	15	5	5	11	0		

Playoff Experience: Won his first Stanley Cup championship with the Ducks in 2007...marked his first appearance in the Stanley Cup Playoffs...joined the Ducks during their postseason run, making his NHL debut...appeared in three games, including Games 1 and 2 (May 28 & 30) of the Stanley Cup Final vs. Ottawa.

2008-09 Regular Season: Appeared in his second NHL season with Anaheim...earned points in six of his last 14 games (4-2=6) and 4-4=8 in his final 18...five of his 10 points on the season came during the month of March (4-1=5)...recorded a career-high three-game point streak (2-1=3) from Feb. 28-Mar. 19, including goals in a personal-best two straight (2-0=0) from Mar. 3-19...his goal on Mar. 3 @ CHI was his first of the season and third of his career...made his season debut with Anaheim on Jan. 4 vs. PHX and earned his first point of the season with an assist on Jan. 9 vs. Tampa Bay...was recalled from Iowa (AHL) on four occasions, including Jan. 3, Jan. 26, Feb. 27 and Mar. 19...was reassigned to Iowa on Jan. 22, Feb. 6 and Mar. 4...overall, appeared in 53 games with the Chops, collecting 23-15=38 points with 10 PIM...at the time of his Mar. 19 recall, led Iowa in goals, short-handed goals (4) and game-winning goals (5)...was also tied for first in power play goals (8) and ranked third in points...was named to the 2009 PlanetUSA AHL All-Star Team on Jan. 7 but did not participate in the AHL All-Star Game due to his Jan. 22 recall to Anaheim...finished the month of December with 6-4=10 points and a +2 rating in 12 AHL games...posted a season-high four-game point streak (3-3=6) with the Chops from Nov. 29-Dec. 7...collected a season-best 1-2=3 points in a 4-3 Iowa victory, Oct. 24 vs. Lake Erie.

Playoff Single Game Career Highs

Goals: None
Assists: None
Points: None
SOG: 2, May 30, 2007 vs. OTT, SCF Game 2
PIM: 2, May 30, 2007 vs. OTT, SCF Game 2
Plus/Minus: +1, May 28, 2007 vs. OTT, SCF Game 1

2008-09 Single Game Highs


#Goals: 1, six times (last: Mar. 29 vs. COL)
#Assists: 1, nine times (last: Mar. 25 @ COL)
#Points: 1, 15 times (last: Mar. 29 vs. COL)
***PIM:** 7, Jan. 20 @ NYR
***TOI:** 18:06, Apr. 2 @ VAN
Shots: 4, two times (last: Feb. 28 @ DAL)
#Plus/Minus: +1, nine times (last: Mar. 29 vs. COL)
***Goal Streak:** Two games, Mar. 3-19 (2-0=2)
***Assist Streak:** Two games, Jan. 28-Feb. 2 (0-2=2)
***Point Streak:** Three games, Feb. 28-Mar. 19 (2-1=3)
Penalty Shots: None
***career high; # ties career high**

Personal: Graduated from East Lansing High School in 2002...has three brothers: older brother Ryan is the starting goaltender for the Buffalo Sabres...also has two younger brothers: Bryce and Brynne...has three cousins who played in the NHL: Kelly, Kevin and Kip Miller...married wife Colleen on July 18, 2008 in East Lansing...he and Colleen travelled to Italy for their honeymoon last summer...attended Michigan State University for three years from 2003-06, majoring in Human Resources...is working towards his degree in the summer...is involved with several charities, including The Steadfast Foundation with brother Ryan and the Spartan Buddies Program at Michigan State University, which he founded in 2004...his favorite NHL team growing up was the Colorado Avalanche and top player was Joe Sakic...his first job growing up in East Lansing was a car detailing business he started with a friend in high school called Spotless Detail...his favorite athlete away from the ice is Tiger Woods...cites his top TV show as "One Tree Hill."

CAREER STATISTICS

Season	Team	League	REGULAR SEASON							PLAYOFFS				
			GP	G	A	Pts.	PIM	+/-	GP	G	A	Pts.	PIM	
2002-03	River City	USHL	49	14	11	25	22	-	11	5	4	9	6	
2003-04	Michigan St.	CCHA	41	4	6	10	39	-	-	-	-	-		
2004-05	Michigan St.	CCHA	40	17	16	33	20	-	-	-	-	-		
2005-06	Michigan St.	CCHA	44	18	25	43	30	-	-	-	-	-		
2006-07	Portland	AHL	79	16	20	36	51	-	-	-	-	-		
	ANAHEIM	NHL	-	-	-	-	-	-	3	0	0	0	2	
2007-08	ANAHEIM	NHL	26	2	3	5	6	-1	-	-	-	-		
	Portland	AHL	31	16	20	36	12	-	16	1	7	8	12	
2008-09	Iowa	AHL	53	23	15	38	10	-	-	-	-	-		
	ANAHEIM	NHL	27	4	6	10	17	0	-	-	-	-		
NHL Totals			53	6	9	15	23	-1	3	0	0	0	2	

Game	GP	Goals	Assists	Points	PIM	PP	SH	GWG	Shots	+/-	TOI
Oct. 9 at SJ						Minors					
Oct. 12 vs. PHX						Minors					
Oct. 14 at LA						Minors					
Oct. 15 vs. EDM						Minors					
Oct. 17 vs. SJ						Minors					
Oct. 19 vs. CAR						Minors					
Oct. 21 at TOR						Minors					
Oct. 24 at OTT						Minors					
Oct. 25 at MTL						Minors					
Oct. 27 at CBJ						Minors					
Oct. 29 vs. DET						Minors					
Oct. 31 vs. VAN						Minors					
Nov. 2 vs. CGY						Minors					
Nov. 4 at LA						Minors					
Nov. 5 vs. STL						Minors					
Nov. 7 vs. DAL						Minors					
Nov. 9 vs. FLA						Minors					
Nov. 14 vs. NSH						Minors					
Nov. 16 vs. LA						Minors					
Nov. 19 vs. WSH						Minors					
Nov. 21 at STL						Minors					
Nov. 22 at DAL						Minors					
Nov. 24 vs. COL						Minors					
Nov. 28 vs. CHI						Minors					
Nov. 30 at CAR						Minors					
Dec. 1 at DET						Minors					
Dec. 3 at CHI						Minors					
Dec. 7 vs. CBJ						Minors					
Dec. 10 vs. STL						Minors					
Dec. 11 at SJ						Minors					
Dec. 14 vs. MIN						Minors					
Dec. 16 vs. NYR						Minors					
Dec. 19 at EDM						Minors					
Dec. 22 at VAN						Minors					
Dec. 23 at CGY						Minors					
Dec. 27 at DAL						Minors					
Dec. 28 at STL						Minors					
Dec. 31 vs. CBJ						Minors					
Jan. 2 vs. PHI						Minors					
Jan. 4 vs. PHX	1	0	0	0	0	0	0	0	0	0	8:54
Jan. 6 vs. LA	1	0	0	0	0	0	0	0	2	0	12:40
Jan. 8 at LA	1	0	0	0	0	0	0	0	2	0	7:15
Jan. 9 vs. TB	1	0	1	1	0	0	0	0	3	1	14:23
Jan. 11 vs. NJ						Healthy Scratch					
Jan. 14 vs. DET	1	0	0	0	0	0	0	0	1	0	6:43
Jan. 16 at PIT						Healthy Scratch					
Jan. 17 at MIN	1	0	1	1	0	0	0	0	1	1	14:16
Jan. 20 at NYR	1	0	0	0	7	0	0	0	1	0	9:32
Jan. 21 at NYI	1	0	0	0	0	0	0	0	0	-1	13:55
Jan. 27 at PHX	1	0	0	0	2	0	0	0	2	-1	11:57
Jan. 28 vs. CHI	1	0	1	1	0	0	0	0	2	1	10:55
Jan. 31 at COL						Healthy Scratch					
Feb. 2 vs. BUF	1	0	1	1	2	0	0	0	2	0	10:59
Feb. 4 at MIN	1	0	0	0	0	0	0	0	4	0	8:36
Feb. 5 at NSH	1	0	0	0	0	0	0	0	2	-1	13:21
Feb. 7 at CGY						Minors					
Feb. 11 vs. CGY						Minors					
Feb. 15 vs. ATL						Minors					
Feb. 18 vs. LA						Minors					
Feb. 20 at DET						Minors					
Feb. 21 at CBJ						Minors					
Feb. 24 at BUF						Minors					
Feb. 26 at BOS						Minors					
Feb. 28 at DAL	1	0	1	1	2	0	0	0	4	-1	16:53
Mar. 3 at CHI	1	1	0	1	0	0	0	0	3	0	17:10
Mar. 6 vs. DAL						Minors					
Mar. 8 vs. MIN						Minors					
Mar. 11 vs. VAN						Minors					
Mar. 15 vs. SJ						Minors					
Mar. 18 vs. NSH						Minors					
Mar. 19 at PHX	1	1	0	1	0	0	0	0	1	0	16:03
Mar. 22 vs. PHX	1	0	0	0	0	0	0	0	2	0	14:43
Mar. 24 at NSH	1	1	0	1	0	0	0	0	1	1	14:24
Mar. 25 at COL	1	0	1	1	0	0	0	0	1	0	15:27
Mar. 27 vs. EDM	1	0	0	0	0	0	0	0	2	0	10:16
Mar. 29 vs. COL	1	1	0	1	0	0	0	0	2	1	16:10
Mar. 31 at EDM	1	0	0	0	2	0	0	0	2	-1	13:03
Apr. 2 at VAN	1	0	0	0	0	0	0	0	0	0	18:06
Apr. 4 at SJ	1	0	0	0	0	0	0	0	0	0	14:22
Apr. 5 vs. SJ	1	0	0	0	2	0	0	0	1	0	11:35
Apr. 10 vs. DAL	1	0	0	0	0	0	0	0	1	0	13:23
Apr. 11 at PHX	1	0	0	0	0	0	0	0	3	0	15:36
Totals	27	4	6	10	17	0	0	0	45	0	350:37



44 ROB NIEDERMAYER

Left Wing



Shoots: Left **Height:** 6-2 **Weight:** 201 **Age:** 34; turns 35 on Dec. 28, 2009
Born: Dec. 28, 1974; Cassiar, British Columbia **Hometown:** Cranbrook, British Columbia
Acquired: From Calgary in exchange for Mike Commodore and J.F. Damphousse, March 11, 2003
Drafted: By Florida in the first round (fifth overall) of the 1993 NHL Entry Draft

2008-09 Statistics

Home: 40, 5-4=9, -5
 Road: 39, 9-3=12, -12
Total: 79, 14-7=21, -17

STATS	GP	G	A	Pts	PIM	PPG	SHG	GWG	Shots	Shot%
Season	79	14	7	21	42	1	1	2	88	15.9
Career	1011	171	257	428	837	48	7	28	1640	10.4
REAL TIME										
TOI	TOI/Game	Faceoff W-L	FO Win %	Hits	Takeaways	Giveaways	Blocked Shots	+/-		
1230:24	15:34	26-42	38.2	64	23	30	42	-17		

Playoff Experience: Won his first Stanley Cup championship in 2007 with Anaheim...with brother Scott, became first set of brothers to win the Stanley Cup together since Brent and Duane Sutter won with the NY Islanders in 1983 (they also won Cup with Islanders in 1982)...is making his seventh career trip to the Stanley Cup Playoffs this year...enters the 2009 postseason ranked tied for fourth (with brother Scott) on the Ducks' all-time postseason scoring list (9-15=24, 2003-08)...appeared in two games for Anaheim in the 2008 CQF series vs. DAL...went scoreless in both Games 1 (Apr. 10) and 2 (Apr. 12)...suffered a concussion in Game 2 and missed the remaining four games of the CQF series due to the injury...in 2007, appeared in his third career SCF (1996 w/FLA and 2003, 2007 w/ANA)...ranked tied for second in the NHL in SHG (1) and tied for fourth in plus/minus (+9)...tied his postseason career highs in goals (5, also 1996 w/FLA) and points (10, also 2003 w/ANA)...collected 4-4=8 points with a +8 rating combined in the WCF vs. DET and SCF vs. OTT...scored a goal with a game-high +3 rating in the series-clinching Game 5 of the SCF, June 6 vs. OTT...scored a SHG (third of his playoff career) and collected an assist in Game 6 of the WCF, May 22 vs. DET...had a goal and assist with a game-high +3 rating in Game 2 of the WCF, May 13 @ DET...scored the game-winning goal in Game 3 of the CQF, Apr. 15 @ MIN...in 2006, played in 16 playoff games with Anaheim...led all Ducks forwards in avg. TOI in the playoffs with 19:35...scored a goal in Game 5 of the CQF, Apr. 29 @ CGY...in 2003 with Anaheim, finished tied for fifth on the team in playoff scoring with 3-7=10 points in 21 games...two of his three goals were shorthanded...earned an assist on Adam Oates' series-clinching GWG in Game 4 of the WCF, May 16 @ MIN...scored a SHG in Game 2 of the WCF, May 12 @ MIN...scored a SHG in Anaheim's 4-3 five-overtime victory in Game 1 of the CSF, Apr. 24 @ DAL...assisted on Steve Rucchin's overtime series-clinching goal in Game 4 of the CQF, Apr. 16 vs. DET...went to the Stanley Cup Final with Florida in 1996...the Panthers beat BOS in five games, PHI in six games and PIT in seven games, finally falling to COL in the Final in four games...scored two goals in an overtime win vs. PHI in Game 4 (CSF)...scored the series-winning goal vs. PHI in Game 6...scored the GWG in Game 6 vs. PIT to force Game 7 (4-3 final, scored with 6:02 remaining in regulation to snap a 3-3 tie)...also appeared in 2000 playoffs with Florida, scoring one goal in four games vs. NJ...in the 1997 playoffs with Florida, scored 2-1=3 points in five games before being eliminated by the NYR in five games in the CQF.

Playoff Single Game Career Highs

Goals: 2, May 9, 1996 w/FLA vs. PHI, CSF Game 4
Assists: 2, Apr. 12, 2003 at DET, CQF Game 2
Points: 2, four times (last: May 22, 2007 vs. DET, WCF Game 6; 1-1=2)
SOG: 6, two times (last: May 28, 2007 vs. OTT, SCF Game 1)
PIM: 15, May 15 2007 vs. DET, WCF Game 4
Plus/Minus: +3, two times (last: June 6, 2007 vs. OTT, SCF Game 5)

2008-09 Single Game Highs

#Goals: 2, two times (last: Mar. 31 @ EDM)
Assists: 2, Oct. 17 vs. SJ
Points: 2, three times (last: Mar. 31 @ EDM, 2-0=2)
PIM: 4, Nov. 4 @ LA
TOI: 23:49, Jan. 2 vs. PHI
Shots: 5, two times (last: Jan. 27 @ PHX)
Plus/Minus: +2, three times (last: Mar. 25 @ COL)
Goal Streak: None
Assist Streak: None
Point Streak: Two games, two times (last: Dec. 3-7, 1-1=2)
Penalty Shots: None

*career high; #ties career high

2008-09 Regular Season: Appeared in his 15th NHL season, sixth with Anaheim...played in 75-or-more games for the fourth consecutive season...had his highest goal and point total since the 2005-06 season...appeared in his 1,000th NHL game, Mar. 19 @ PHX...had three multiple-point games (two multi-goal, one multi-assist)...finished the season earning 3-2=5 points in his last 12 games...scored two goals including the GWG, tying a career high in the category (14th time), Mar. 31 @ EDM...scored his 12th goal of the season in a 7-2 Anaheim rout, Mar. 25 @ COL...collected an assist in his 1,000th NHL game, Mar. 19 @ PHX...joined brother Scott as the fourth set of brothers in NHL history to reach the milestone (also Geoff & Russ Courtnall, Derian & Kevin Hatcher and Brent & Ron Sutter)...was the fourth of four Ducks to reach the 1,000-game milestone in 2008-09, marking the second time in NHL history the feat has been accomplished...the 1998-99 Kings also had four players appear in 1,000 games in the same season (Doug Bodger, Russ Courtnall, Ray Ferraro and Garry Galley)...scored the GWG on a season high-tying five shots on net, Jan. 27 @ PHX...scored Anaheim's second goal of the game in a season-high 23:49 TOI, Jan. 2 vs. PHI...scored the first of four goals in Anaheim's win, Dec. 28 @ STL...scored his first SHG of the campaign and the seventh of his career (last: 11/29/07 @ CGY) on a season high-tying five shots, Dec. 19 @ EDM...had a two-game point streak, Dec. 3-7 (1-1=2)...scored two goals, tying a career high (15th time), Nov. 30 @ CAR...scored a goal just 0:36 into the game, Nov. 5 vs. STL...recorded 2-2=4 points in his first four games from Oct. 9-17, marking his fastest scoring start to a season since 2005-06 when he earned 1-3=4 points through four contests...collected a season-high two assists (0-2=2), Oct. 17 vs. SJ...scored Anaheim's first goal of the 2008-09 campaign in the club's season opener, Oct. 9 @ SJ.

Personal: Married wife Jessica in July of 2007...the couple has a one-year old daughter named Brooke...the family resides in Newport Coast and spends their summers on a ranch in Cranbrook, British Columbia...Rob's father, Bob, is a doctor in Cranbrook...his mother Carol is a former power skating instructor...with his brother Scott, welcomed the Stanley Cup for a three-day visit to Cranbrook in August 2007...the two were dropped in via helicopter on top of Fisher Peak in the Canadian Rockies to take photos with the Cup...the brothers were thrilled to take a picture with the Cup there together as Scott took the same photo when he won with the Devils in 2000.

CAREER STATISTICS

Season	Team	League	REGULAR SEASON							PLAYOFFS				
			GP	G	A	Pts.	PIM	+/-	GP	G	A	Pts.	PIM	
1993-94	FLORIDA	NHL	65	9	17	26	51	-11	-	-	-	-	-	
1994-95	FLORIDA	NHL	48	4	6	10	36	-13	-	-	-	-	-	
	Medicine Hat	WHL	13	9	15	24	14	--	-	-	-	-	-	
1995-96	FLORIDA	NHL	82	26	35	61	107	+1	22	5	3	8	12	
1996-97	FLORIDA	NHL	60	14	24	38	54	+4	5	2	1	3	6	
1997-98	FLORIDA	NHL	33	8	7	15	41	-9	-	-	-	-	-	
1998-99	FLORIDA	NHL	82	18	33	51	50	-13	-	-	-	-	-	
1999-00	FLORIDA	NHL	81	10	23	33	46	-5	4	1	0	1	6	
2000-01	FLORIDA	NHL	67	12	20	32	50	-12	-	-	-	-	-	
2001-02	CALGARY	NHL	57	6	14	20	49	-15	-	-	-	-	-	
2002-03	CALGARY	NHL	54	8	10	18	42	-13	-	-	-	-	-	
	ANAHEIM	NHL	12	2	2	4	15	+3	21	3	7	10	18	
2003-04	ANAHEIM	NHL	55	12	16	28	34	-6	-	-	-	-	-	
2005-06	ANAHEIM	NHL	76	15	24	39	89	-5	16	1	3	4	10	
2006-07	ANAHEIM	NHL	82	5	11	16	77	-8	21	5	5	10	39	
2007-08	ANAHEIM	NHL	78	8	8	16	54	+1	2	0	0	0	0	
2008-09	ANAHEIM	NHL	79	14	7	21	42	-17	-	-	-	-	-	
NHL Totals			1011	171	257	428	837	-118	91	17	19	36	91	
Anaheim Totals			382	56	68	124	311	-32	60	9	15	24	67	

44 Rob Niedermayer

Game	GP	Goals	Assists	Points	PIM	PP	SH	GWG	Shots	+/-	TOI
Oct. 9 at SJ	1	1	0	1	0	0	0	0	1	-1	16:22
Oct. 12 vs. PHX	1	0	0	0	0	0	0	0	1	0	3:42
Oct. 14 at LA											Injured-Bruised Foot
Oct. 15 vs. EDM	1	1	0	1	0	0	0	0	1	0	17:14
Oct. 17 vs. SJ	1	0	2	2	2	0	0	0	0	2	12:38
Oct. 19 vs. CAR	1	0	0	0	2	0	0	0	0	1	14:00
Oct. 21 at TOR	1	0	0	0	2	0	0	0	0	-1	17:55
Oct. 24 at OTT	1	0	0	0	0	0	0	0	1	0	19:12
Oct. 25 at MTL	1	0	0	0	0	0	0	0	0	-1	16:11
Oct. 27 at CBJ	1	0	0	0	0	0	0	0	1	0	18:59
Oct. 29 vs. DET	1	0	0	0	2	0	0	0	1	0	15:22
Oct. 31 vs. VAN	1	0	0	0	2	0	0	0	1	0	16:50
Nov. 2 vs. CGY	1	0	0	0	0	0	0	0	4	0	20:28
Nov. 4 at LA	1	0	0	0	4	0	0	0	0	0	11:08
Nov. 5 vs. STL	1	1	0	1	0	0	0	0	1	1	18:48
Nov. 7 vs. DAL	1	0	0	0	0	0	0	0	0	-1	15:07
Nov. 9 vs. FLA	1	0	0	0	0	0	0	0	1	-1	13:46
Nov. 14 vs. NSH	1	0	0	0	0	0	0	0	1	0	15:11
Nov. 16 vs. LA											Healthy Scratch
Nov. 19 vs. WSH	1	0	0	0	2	0	0	0	0	-1	13:14
Nov. 21 at STL	1	0	0	0	0	0	0	0	2	-1	15:06
Nov. 22 at DAL	1	0	0	0	0	0	0	0	2	0	21:10
Nov. 24 vs. COJ	1	0	0	0	0	0	0	0	0	0	19:16
Nov. 28 vs. CHI	1	0	0	0	0	0	0	0	2	0	16:57
Nov. 30 at CAR	1	2	0	2	0	0	0	0	4	2	18:29
Dec. 1 at DET	1	0	0	0	2	0	0	0	0	0	15:01
Dec. 3 at CHI	1	0	1	1	0	0	0	0	1	-1	17:30
Dec. 7 vs. CBJ	1	1	0	1	2	0	0	0	1	1	16:02
Dec. 10 vs. STL	1	0	0	0	0	0	0	0	1	1	20:01
Dec. 11 at SJ	1	0	0	0	0	0	0	0	1	-1	11:38
Dec. 14 vs. MIN	1	0	0	0	0	0	0	0	0	0	17:18
Dec. 16 vs. NYR	1	0	0	0	0	0	0	0	0	0	16:39
Dec. 19 at EDM	1	1	0	1	2	0	1	0	5	1	18:52
Dec. 22 at VAN	1	0	0	0	0	0	0	0	0	-2	15:26
Dec. 23 at CGY	1	0	0	0	0	0	0	0	2	0	14:54
Dec. 27 at DAL	1	0	0	0	0	0	0	0	0	-1	17:24
Dec. 28 at STL	1	1	0	1	0	0	0	0	2	0	17:44
Dec. 31 vs. CBJ	1	0	0	0	0	0	0	0	0	-1	15:56
Jan. 2 vs. PHI	1	1	0	1	0	0	0	0	2	0	23:49
Jan. 4 vs. PHX	1	0	0	0	0	0	0	0	3	0	16:52
Jan. 6 vs. LA	1	1	0	1	2	0	0	0	1	1	15:44
Jan. 8 at LA	1	0	0	0	0	0	0	0	0	-1	14:54
Jan. 9 vs. TB	1	0	0	0	0	0	0	0	0	0	13:58
Jan. 11 vs. NJ	1	0	1	1	0	0	0	0	0	0	17:08
Jan. 14 vs. DET	1	0	0	0	0	0	0	0	0	-2	17:10
Jan. 16 at PIT	1	0	0	0	0	0	0	1	2	-1	15:13
Jan. 17 at MIN	1	0	1	1	2	0	0	0	2	1	16:06
Jan. 20 at NYR	1	0	0	0	0	0	0	0	3	0	15:49
Jan. 21 at NYI	1	0	0	0	0	0	0	0	2	0	13:47
Jan. 27 at PHX	1	1	0	1	0	0	0	0	5	0	16:00
Jan. 28 vs. CHI	1	0	0	0	0	0	0	0	3	0	15:39
Jan. 31 at COL	1	0	0	0	2	0	0	0	2	0	13:59
Feb. 2 vs. BUF	1	0	0	0	0	0	0	0	1	0	19:00
Feb. 4 at MIN	1	0	0	0	0	0	0	0	1	-1	13:06
Feb. 5 at NSH											Healthy Scratch
Feb. 7 at CGY	1	0	0	0	2	0	0	0	0	-1	15:23
Feb. 11 vs. CGY	1	0	0	0	0	0	0	0	1	-1	15:32
Feb. 15 vs. ATL	1	0	0	0	0	0	0	0	0	-2	13:28
Feb. 18 vs. LA	1	0	0	0	2	0	0	0	0	-1	12:38
Feb. 20 at DET	1	0	0	0	0	0	0	0	0	-1	11:28
Feb. 21 at CBJ	1	0	0	0	0	0	0	0	0	0	11:56
Feb. 24 at BUF	1	0	0	0	0	0	0	0	0	0	11:09
Feb. 26 at BOS	1	0	0	0	0	0	0	0	1	-3	13:21
Feb. 28 at DAL	1	0	0	0	0	0	0	0	0	0	13:23
Mar. 3 at CHI	1	0	0	0	0	0	0	0	1	0	10:15
Mar. 6 vs. DAL	1	0	0	0	0	0	0	0	2	-1	9:42
Mar. 8 vs. MIN	1	0	0	0	0	0	0	0	2	0	16:02
Mar. 11 vs. VAN	1	0	0	0	0	0	0	0	2	-1	17:25
Mar. 15 vs. SJ	1	0	0	0	0	0	0	0	0	-1	12:43
Mar. 18 vs. NSH	1	0	0	0	0	0	0	0	0	0	14:23
Mar. 19 at PHX	1	0	1	1	0	0	0	0	1	0	16:44
Mar. 22 vs. PHX	1	0	0	0	0	0	0	0	2	0	18:20
Mar. 24 at NSH	1	0	0	0	0	0	0	0	0	0	17:55
Mar. 25 at COL	1	1	0	1	0	0	0	0	1	2	14:56
Mar. 27 vs. EDM	1	0	0	0	0	0	0	0	1	0	14:52
Mar. 29 vs. COL	1	0	0	0	0	0	0	0	1	0	13:23
Mar. 31 at EDM	1	2	0	2	2	1	0	1	3	1	13:55
Apr. 2 at VAN	1	0	0	0	0	0	0	0	0	-2	17:30
Apr. 4 at SJ	1	0	0	0	2	0	0	0	1	0	16:27
Apr. 5 vs. SJ	1	0	0	0	2	0	0	0	3	0	15:19
Apr. 10 vs. DAL	1	0	1	1	2	0	0	0	0	1	16:15
Apr. 11 at PHX	1	0	0	0	2	0	0	0	2	0	16:16
Totals	79	14	7	21	42	1	1	2	88	-17	1,230:24



27 SCOTT NIEDERMAYER

Defenseman



Shoots: Left **Height:** 6-1 **Weight:** 200 **Age:** 35; turns 36 on Aug. 31, 2009
Born: Aug. 31, 1973; Edmonton, Alberta **Hometown:** Cranbrook, British Columbia
Acquired: Signed as a free agent, August 4, 2005
Drafted: By New Jersey in the first round (third overall) of the 1991 NHL Entry Draft

2008-09 Statistics

Home: 41, 8-22=30, -4
 Road: 41, 6-23=29, -4
Total: 82, 14-45=59, -8

STATS	GP	G	A	Pts	PIM	PPG	SHG	GWG	Shots	Shot%
Season	82	14	45	59	70	9	0	2	178	7.9
Career	1183	162	530	692	746	85	1	37	2268	7.1
REAL TIME										
TOI	TOI/Game	Faceoff W-L	FO Win %	Hits	Takeaways	Giveaways	Blocked Shots	+/-		
2207:29	26:55	0-1	0.00	68	75	73	77	-8		

Playoff Experience: Appeared in the Stanley Cup Playoffs for the 14th time in his career in 2008...played in all six CQF games vs. DAL, scoring 0-2=2 points...picked up his first point of the playoffs (assist) in Game 2 of the CQF, Apr. 12 vs. DAL...in 2007, won his fourth Stanley Cup and first with Anaheim...won the Stanley Cup with New Jersey three times (1995, 2000 and 2003)...appeared in all 21 of the Ducks' postseason contests...won the Conn Smythe Trophy as the league's most valuable player of the postseason...with brother Rob, marked the first set of brothers to win the Stanley Cup together since Brent and Duane Sutter won with the NY Islanders...finished first in NHL in OT goals (2)...tied for the most OT goals by a defenseman in one playoff year (also Wallin, with CAR, 2002; Chelios, with CHI, 1995; Reise, Jr., with DET, 1950)...third in NHL defensemen scoring (11)...tied for fifth in GWG (2)...fifth in avg. TOI (29:50)...scored the game-tying goal with 0:48 remaining in the third period in Game 5 of the WCF, May 20 @ DET...scored the OT goal, the second of his postseason career in Game 2 of the WCF, May 13 @ DET...scored the series-clinching OT goal and registered a game-high 41:40 TOI in Game 5 of the CSF, May 3 vs. VAN...had a four-game point streak (2-2=4), May 1-13, tied for the second-longest by a Duck in the postseason...in 2006, appeared in his 12th Stanley Cup Playoffs...finished tied for fourth in NHL in playoff scoring among defensemen (11)...led all skaters in TOI in nine of 16 playoff games...led the team in playoff TOI (28:53)...scored the GWG in 30:38 TOI in Game 6 of the CQF, May 1 vs. CGY...had a three-game assist streak (1-3=4 points), Apr. 23-27...scored a SHG in Game 2 of CQF, Apr. 23 @ CGY...in 2003, finished tied for first in NHL postseason scoring with 2-16=18 points while winning his third Stanley Cup...also led the NHL with 16 postseason assists...faced brother Rob in the finals making the Niedermayers the first siblings to face each other in the Stanley Cup Final since 1946 (Terry Reardon, Boston & Ken Reardon, Montreal)...in 2001, collected six assists in 21 playoff games before losing to COL in Game 7 of the SCF...in 2000, recorded 5-2=7 points in 22 playoff games as he won his second Stanley Cup...

Playoff Single Game Career Highs

Goals: 1, 22 times (last: May 20, 2007 vs. DET, WCF Game 5)
Assists: 2, 11 times (last: Apr. 19, 2007 vs. MIN, CQF Game 5)
Points: 3, June 20, 1995 w/NJ @ DET, SCF Game 2; 1-2=3)
SOG: 7, May 6, 1997 w/NJ @ NYR, CSF Game 3
PIM: 12, Apr. 25, 1999 w/NJ @ PIT, CQF Game 3
Plus/Minus: +3, four times (last: May 25, 2006 @ EDM, WCF Game 4)

2008-09 Single Game Highs

#Goals: 2, Feb. 11 vs. CGY
Assists: 2, 12 times (last: Apr. 11 @ PHX)
#Points: 3, three times (last: Mar. 31 @ EDM; 1-2=3)
PIM: 10, Dec. 11 @ SJ
TOI: 32:16, Jan. 2 vs. PHI
Shots: 6, two times (last: Feb. 26 @ BOS)
Plus/Minus: +2, eight times (last: Apr. 10 vs. DAL)
#Goal Streak: Two games, Mar. 8-11 (2-0=2)
Assist Streak: Five games, Jan. 20-31 (1-8=9)
Point Streak: Five games, Jan. 20-31 (1-8=9)
Penalty Shots: None

*career high; #ties career high

CAREER STATISTICS

Season	Team	League	REGULAR SEASON							PLAYOFFS				
			GP	G	A	Pts.	PIM	+/-	GP	G	A	Pts.	PIM	
1991-92	Kamloops	WHL	35	7	32	39	61	-	17	9	14	23	28	
	NEW JERSEY	NHL	4	0	1	1	2	1	-	-	-	-	-	
1992-93	NEW JERSEY	NHL	80	11	29	40	47	8	5	0	3	3	2	
1993-94	NEW JERSEY	NHL	81	10	36	46	42	34	20	2	2	4	8	
1994-95	NEW JERSEY	NHL	48	4	15	19	18	19	20	4	7	11	10	
1995-96	NEW JERSEY	NHL	79	8	25	33	46	5	-	-	-	-	-	
1996-97	NEW JERSEY	NHL	81	5	30	35	64	-4	10	2	4	6	6	
1997-98	NEW JERSEY	NHL	81	14	43	57	27	5	6	0	2	2	4	
1998-99	Utah Grizzlies	IHL	5	0	2	2	0	-	-	-	-	-	-	
	NEW JERSEY	NHL	72	11	35	46	26	16	7	1	3	4	18	
1999-00	NEW JERSEY	NHL	71	7	31	38	48	19	22	5	2	7	10	
2000-01	NEW JERSEY	NHL	57	6	29	35	22	14	21	0	6	6	14	
2001-02	NEW JERSEY	NHL	76	11	22	33	30	12	6	0	2	2	6	
	Canada	Olympics	6	1	1	2	4	-	-	-	-	-	-	
2002-03	NEW JERSEY	NHL	81	11	28	39	62	23	24	2	16	18	16	
2003-04	NEW JERSEY	NHL	81	14	40	54	44	20	5	1	0	1	6	
2005-06	ANAHEIM	NHL	82	13	50	63	96	+8	16	2	9	11	14	
2006-07	ANAHEIM	NHL	79	15	54	69	86	+6	21	3	8	11	26	
2007-08	ANAHEIM	NHL	48	8	17	25	16	-2	6	0	2	2	4	
2008-09	ANAHEIM	NHL	82	14	45	59	70	-8	-	-	-	-	-	
NHL Totals			1101	162	530	692	746	+176	189	22	66	88	144	
Anaheim Totals			291	50	166	216	268	+4	43	5	19	23	44	



SCOTT NIEDERMAYER

(CONT'D)



1999, scored 1-3=4 points in seven playoff games before losing to PIT in the CQF...in 1998, earned two assists in six playoff games before losing to OTT in the CQF...in 1997, collected 2-4=6 points in 10 playoff games as the Devils beat MTL in five games before losing to the NYR in five games in the CSF...in 1995, scored 4-7=11 points in 20 postseason games, leading team defensemen in scoring in the Devils first Stanley Cup win.

2008-09 Regular Season: Appeared in his 18th NHL season, his fourth with Anaheim...played in all 82 games for just the second time in his career (2005-06 also with Anaheim)...the only other Duck to appear in every game in 2008-09 was fellow defenseman Chris Pronger...concluded 2008-09 ranked second among all NHL defensemen in scoring since Jan. 1 (9-31=40)...for the season, ranked tied for third in the NHL in scoring and assists among defensemen...overall, was third in the NHL in total TOI (2,182:29) and avg. TOI (26:56)...among team leaders, finished first in takeaways (75), second in assists and blocked shots (77), and third in scoring...earned 2-8=10 points in his final six games, including in the last three in a row (1-4=5), points in nine of the last 16 games (5-11=16) and 14 of 26 (8-15=23)...in addition, picked up points in 22 of the last 39 games (9-26=35) and 26 of the last 46 (10-32=42)...had a trio of season-high three-point games, including Mar. 31 @ EDM (1-2=3), Mar. 22 vs. PHX (1-2=3) and Jan. 31 @ COL (1-2=3)...scored his second overtime goal of the season and 12th of his career, Mar. 11 vs. VAN...continues to hold the all-time OT goals record by a defenseman in NHL history...scored his 46th goal as a Duck, surpassing Oleg Tverdovsky for the all-time franchise lead in goals by a defenseman, Mar. 8 vs. MIN...compiled a season-high six shots on net, Feb. 26 @ BOS...notched a season-high two goals, including his 13th career overtime goal in a 3-2 victory, Feb. 11 vs. CGY...led the NHL in assists in January and ranked tied for third in overall scoring (1-16=17)...also led all defensemen in January scoring (1-16=17), with no other blue-liner recording more than 13 points in the month (Green, WSH, 13 pts.)...capped the month of January with a season-high five-game point and assist streak (1-8=9), Jan. 20-31...was voted as a starter for the Western Conference in the 2009 All-Star Game...registered an assist in his sixth career All-Star appearance, Jan. 25 @ MTL...recorded his 500th

SCOTT NIEDERMAYER

(CONT'D)



career assist in a season-high 32:16 TOI, Jan. 2 vs. PHI...was charged with a season-high 10 PIM, Dec. 11 @ SJ...earned his 171st point as a Duck (assist) to become Anaheim's leading all-time defenseman scorer, Dec. 3 @ CHI...with his 38th goal as a Duck (PPG) on Nov. 7 vs. DAL, surpassed Fredrik Olausson for sole possession of second place on the club's all-time list for goals by a defenseman...posted 1-5=6 points in a four-game span, Oct. 25-31...collected two assists, becoming Anaheim's all-time leader in assists by a defenseman (127), Oct. 29 vs. DET.

Personal: Scott and his wife Lisa have four sons: Logan, Jackson, Josh and Luke, who was born in June 2008...the family spends their offseasons in Cranbrook, British Columbia...enjoys any activity that involves the outdoors, including mountain biking and camping...recently learned how to surf...says the best thing about his brother Rob is "how great he is with my kids and how much he enjoys spending time with them"...if he could shop in only one clothing store, he'd pick Patagonia...the 2005-06 season marked the first time Scott and Rob played on the same team since 1988-89, when the two suited up for the Cranbrook Bantam Eagles (the two were teammates on the 2004 Canadian World Championship Team with Scott as assistant captain)...welcomed the Stanley Cup to Cranbrook with brother Rob in August 2007...a helicopter dropped off the duo near the peak of Bull Mountain where they took their dream photo with the Stanley Cup together on top of a glacier.



Game	GP	Goals	Assists	Points	PIM	PP	SH	GWG	Shots	+/-	TOI
Oct. 9 at SJ	1	0	0	0	2	0	0	0	1	-1	25:42
Oct. 12 vs. PHX	1	0	0	0	0	0	0	0	2	0	24:53
Oct. 14 at LA	1	0	0	0	2	0	0	0	1	-1	24:50
Oct. 15 vs. EDM	1	0	1	1	0	0	0	0	4	0	25:32
Oct. 17 vs. SJ	1	0	1	1	2	0	0	0	4	2	23:49
Oct. 19 vs. CAR	1	0	0	0	0	0	0	0	0	0	26:57
Oct. 21 at TOR	1	0	0	0	0	0	0	0	1	0	28:57
Oct. 24 at OTT	1	0	0	0	2	0	0	0	0	1	26:13
Oct. 25 at MTL	1	0	2	2	0	0	0	0	2	0	27:40
Oct. 27 at CBJ	1	0	0	0	0	0	0	0	3	-2	26:05
Oct. 29 vs. DET	1	0	2	2	4	0	0	0	1	0	27:56
Oct. 31 vs. VAN	1	1	1	2	2	1	0	0	4	0	31:05
Nov. 2 vs. CGY	1	0	0	0	0	0	0	0	1	1	27:07
Nov. 4 at LA	1	0	0	0	0	0	0	0	2	1	26:22
Nov. 5 vs. STL	1	0	1	1	0	0	0	0	0	1	23:48
Nov. 7 vs. DAL	1	1	0	1	0	1	0	0	3	-2	24:19
Nov. 9 vs. FLA	1	0	0	0	4	0	0	0	2	-1	25:44
Nov. 14 vs. NSH	1	0	0	0	0	0	0	0	3	-2	26:09
Nov. 16 vs. LA	1	0	0	0	0	0	0	0	2	1	24:03
Nov. 19 vs. WSH	1	0	0	0	2	0	0	0	3	0	28:30
Nov. 21 at STL	1	1	0	1	0	1	0	0	1	0	29:06
Nov. 22 at DAL	1	0	0	0	2	0	0	0	3	0	30:13
Nov. 24 vs. COL	1	0	1	1	2	0	0	0	3	0	25:33
Nov. 28 vs. CHI	1	0	0	0	0	0	0	0	2	0	24:17
Nov. 30 at CAR	1	0	1	1	0	0	0	0	1	2	26:09
Dec. 1 at DET	1	0	0	0	0	0	0	0	1	-1	26:45
Dec. 3 at CHI	1	0	1	1	0	0	0	0	3	-1	26:38
Dec. 7 vs. CBJ	1	0	0	0	0	0	0	0	3	0	26:57
Dec. 10 vs. STL	1	0	0	0	2	0	0	0	0	0	25:20
Dec. 11 at SJ	1	0	0	0	10	0	0	0	5	0	25:36
Dec. 14 vs. MIN	1	0	0	0	0	0	0	0	2	-1	25:54
Dec. 16 vs. NYR	1	0	0	0	0	0	0	0	1	-1	27:33
Dec. 19 at EDM	1	0	1	1	4	0	0	0	4	1	30:52
Dec. 22 at VAN	1	1	1	2	2	1	0	0	5	-1	31:56
Dec. 23 at CGY	1	0	0	0	2	0	0	0	3	1	26:49
Dec. 27 at DAL	1	0	0	0	0	0	0	0	0	-1	29:00
Dec. 28 at STL	1	1	1	2	0	1	0	0	2	1	30:05
Dec. 31 vs. CBJ	1	0	0	0	2	0	0	0	2	-1	29:24
Jan. 2 vs. PHI	1	0	1	1	0	0	0	0	1	2	32:16
Jan. 4 vs. PHX	1	0	2	2	0	0	0	0	0	0	25:17
Jan. 6 vs. LA	1	0	2	2	0	0	0	0	3	1	27:00
Jan. 8 at LA	1	0	0	0	0	0	0	0	5	-1	29:56
Jan. 9 vs. TB	1	0	0	0	2	0	0	0	1	-1	26:43
Jan. 11 vs. NJ	1	0	1	1	0	0	0	0	4	2	24:52
Jan. 14 vs. DET	1	0	1	1	2	0	0	0	1	-1	29:51
Jan. 16 at PIT	1	0	1	1	0	0	0	0	3	-2	28:54
Jan. 17 at MIN	1	0	0	0	0	0	0	0	1	1	27:18
Jan. 20 at NYR	1	0	1	1	0	0	0	0	3	0	29:00
Jan. 21 at NYI	1	0	1	1	0	0	0	0	6	0	26:31
Jan. 27 at PHX	1	0	2	2	2	0	0	0	4	1	23:01
Jan. 28 vs. CHI	1	0	2	2	0	0	0	0	1	0	28:58
Jan. 31 at COL	1	1	2	3	0	1	0	0	3	1	31:14
Feb. 2 vs. BUF	1	0	0	0	0	0	0	0	2	-1	28:27
Feb. 4 at MIN	1	0	0	0	2	0	0	0	2	-2	24:41
Feb. 5 at NSH	1	0	0	0	0	0	0	0	2	1	27:19
Feb. 7 at CGY	1	0	0	0	0	0	0	0	3	0	28:46
Feb. 11 vs. CGY	1	2	0	2	0	1	0	1	4	-1	29:05
Feb. 15 vs. ATL	1	0	0	0	0	0	0	0	3	-4	24:59
Feb. 18 vs. LA	1	0	1	1	6	0	0	0	3	-2	26:53
Feb. 20 at DET	1	0	0	0	0	0	0	0	0	-1	25:49
Feb. 21 at CBJ	1	0	2	2	0	0	0	0	1	1	26:33
Feb. 24 at BUF	1	0	1	1	0	0	0	0	1	2	28:02
Feb. 26 at BOS	1	0	0	0	2	0	0	0	6	-4	22:39
Feb. 28 at DAL	1	1	0	1	0	0	0	0	1	0	25:58
Mar. 3 at CHI	1	0	0	0	0	0	0	0	0	-1	24:56
Mar. 6 vs. DAL	1	0	0	0	0	0	0	0	1	-2	28:00
Mar. 8 vs. MIN	1	1	0	1	0	0	0	0	2	0	30:02
Mar. 11 vs. VAN	1	1	0	1	2	0	0	1	5	2	30:17
Mar. 15 vs. SJ	1	0	0	0	0	0	0	0	3	0	24:37
Mar. 18 vs. NSH	1	0	1	1	0	0	0	0	2	0	23:30
Mar. 19 at PHX	1	0	0	0	0	0	0	0	3	-2	30:29
Mar. 22 vs. PHX	1	1	2	3	0	1	0	0	4	0	25:28
Mar. 24 at NSH	1	0	0	0	0	0	0	0	1	1	29:50
Mar. 25 at COL	1	0	0	0	0	0	0	0	1	1	19:02
Mar. 27 vs. EDM	1	0	0	0	0	0	0	0	4	0	30:03
Mar. 29 vs. COL	1	0	0	0	2	0	0	0	0	1	20:51
Mar. 31 at EDM	1	1	2	3	2	1	0	0	1	-1	26:33
Apr. 2 at VAN	1	0	2	2	2	0	0	0	2	0	27:44
Apr. 4 at SJ	1	0	0	0	0	0	0	0	2	2	25:31
Apr. 5 vs. SJ	1	0	1	1	0	0	0	0	0	1	23:15
Apr. 10 vs. DAL	1	1	1	2	0	0	0	0	1	2	28:31
Apr. 11 at PHX	1	0	2	2	2	0	0	0	2	0	25:00
Totals	82	14	45	59	70	9	0	2	178	-8	2,207:29

27 Scott Niedermayer



17 PETTERI NOKELAINEN

Center



Shoots: Right **Height:** 6-1 **Weight:** 195 **Age:** 23; turns 24 on Jan. 16, 2010
Born: Jan. 16, 1986; Imatra, Finland **Hometown:** Imatra, Finland
Acquired: From Boston in exchange for Steve Montador, Mar. 4, 2009
Drafted: By the New York Islanders in the first round (16th overall) of the 2004 NHL Entry Draft

2008-09 Statistics

Home: 27, 2-3=5, +2
 Road: 23, 2-2=4, 0
Total: 50, 4-5=9, +2

STATS	GP	G	A	Pts	PIM	PPG	SHG	GWG	Shots	Shot%
Season	50	4	5	9	16	0	1	0	56	7.1
Career	122	12	9	21	39	0	1	2	109	11.0
REAL TIME										
TOI	TOI/Game	Faceoff W-L	FO Win %	Hits	Takeaways	Giveaways	Blocked Shots	+/-		
562:49	11:15	156-136	53.4	46	16	10	23	+2		

Playoff Experience: Made his Stanley Cup Playoffs debut with Boston in 2008, collecting 0-2=2 points with four PIM in all seven CQF games vs. MTL...earned an assist and a +1 rating in a 5-1 win in Game 5 of the CQF, Apr. 17 @ MTL...recorded a playoff-high 17:18 TOI with a +1 rating in Game 3 of the CQF, Apr. 13 vs. BOS...picked up his first career playoff point (assist) and +1 rating in Game 2 of the CQF, Apr. 12 @ BOS...played 8:42 in his postseason debut in Game 1 of the CQF, Apr. 10 @ MTL.

2008-09 Regular Season: Appeared in his third NHL season, his first with Anaheim...appeared in all 17 Ducks games following his acquisition from Boston on Mar. 4...earned 4-4=8 points with a +5 rating in his final 19 games with Anaheim and Boston...was plus-or-even in 16 of 17 games with Anaheim (+3)...scored all four goals in his final 15 games from Mar. 11-Apr. 11...tied a season high with points in consecutive games (1-1=2) from Apr. 5-10...scored his first career shorthanded goal and the sixth for the Ducks in 2008-09 against Brian Boucher, Apr. 5 vs. SJ...tied a career high with 1-1=2 points (second time) and established a personal best with five shots on net in a 7-2 win, Mar. 25 @ COL...logged a career-high 19:28 TOI in a 2-1 shoot-out victory, Mar. 24 @ NSH...scored his first goal as a Duck and the fifth of his career in a 4-3 victory, Mar. 11 vs. VAN...made his Anaheim debut on Mar. 6 vs. DAL, winning 7-of-8 faceoffs (88%) with one take-away in 9:45 TOI...was acquired from Boston in exchange for defenseman Steve Montador, Mar. 4...collected 0-3=3 points with 10 PIM in 33 games for Boston...at the time of the trade, ranked among Boston leaders in faceoffs (62.1%; 54-for-87) while averaging 9:40 time on ice (TOI) and 12.9 shifts-per-game...earned assists in a career-high two consecutive games (0-2=2), Feb. 7-10...notched his first point of the season (assist), Dec. 12 w/BOS @ ATL...missed eight games with an eye injury from Feb. 13-Mar. 3 and 10 games with an upper body injury from Dec. 13-Jan. 3...suffered the eye injury on Feb. 10 vs. SJ.

Personal: Full name is Antti Petteri Nokelainen...graduated from high school in his hometown of Imatra in 2005...plays tennis and soccer in the off-season...enjoys to cook fish when eating at home...his first job growing up was cutting grass in his hometown...served in the Finnish military before beginning his NHL career...favorite NHL player growing up was current teammate Teemu Selanne...his favorite athlete outside of hockey is Roger Federer...enjoys "Two and a Half Men" and "Entourage" when watching TV.

Playoff Single Game Career Highs

Goals: None
Assists: 1, two times (last: Apr. 17, 2008 w/BOS @ MTL, CQF Game 5)
Points: 1, two times (last: Apr. 17, 2008 w/BOS @ MTL, CQF Game 5; 0-1=1)
SOG: 3, Apr. 13, 2008 w/BOS vs. MTL, CQF Game 3
PIM: 2, two times (last: Apr. 15, 2008 w/BOS vs. MTL, CQF Game 4)
Plus/Minus: +1, three times (last: Apr. 17, 2008 w/BOS @ MTL, CQF Game 5)

2008-09 Single Game Highs


#Goals: 1, four times (last: Apr. 5 vs. SJ)
#Assists: 1, five times (last: Apr. 10 vs. DAL)
#Points: 2, Mar. 25 @ COL
PIM: 2, eight times (last: Mar. 27 vs. EDM)
***TOI:** 19:28, Mar. 24 @ NSH
***Shots:** 5, Mar. 25 @ COL
Plus/Minus: +2, Mar. 25 @ COL
Goal Streak: None
***Assist Streak:** Two games, Feb. 7-10 (0-2=2)
Point Streak: Two games, two times (last: Apr. 5-10; 1-1=2)
Penalty Shots: None
 *career high; # ties career high

CAREER STATISTICS

Season	Team	League	REGULAR SEASON					PLAYOFFS					
			GP	G	A	Pts.	PIM	+/-	GP	G	A	Pts.	PIM
2002-03	SaiPa Lappeenranta	Finland	2	1	0	1	2	-	-	-	-	-	-
2003-04	SaiPa Lappeenranta	Finland	40	4	4	8	16	-	-	-	-	-	-
2004-05	SaiPa Lappeenranta	Finland	52	15	5	20	34	-	-	-	-	-	-
2005-06	NY ISLANDERS	NHL	15	1	1	2	4	-1	-	-	-	-	-
2006-07	Bridgeport	AHL	60	6	10	16	51	-	-	-	-	-	-
2007-08	BOSTON	NHL	57	7	3	10	19	0	7	0	2	2	4
	Providence	AHL	8	3	5	8	4	-	6	4	1	5	0
2008-09	BOSTON	NHL	33	0	3	3	10	-1	-	-	-	-	-
	ANAHEIM	NHL	17	4	2	6	6	+3	-	-	-	-	-
NHL Totals			122	12	9	21	39	+1	7	0	2	2	4

17 Petteri Nokelainen

Game	GP	Goals	Assists	Points	PIM	PP	SH	GWG	Shots	+/-	TOI
Oct. 9 at COL						Healthy Scratch					
Oct. 11 at MIN	1	0	0	0	0	0	0	0	0	0	8:36
Oct. 15 at MTL						Healthy Scratch					
Oct. 18 at OTT	1	0	0	0	0	0	0	0	1	0	9:58
Oct. 20 vs. PIT	1	0	0	0	0	0	0	0	1	-1	12:33
Oct. 21 at BUF	1	0	0	0	0	0	0	0	0	-1	8:04
Oct. 23 vs. TOR						Healthy Scratch					
Oct. 25 vs. ATL	1	0	0	0	0	0	0	0	3	1	10:32
Oct. 27 at EDM	1	0	0	0	0	0	0	0	2	0	9:45
Oct. 28 at VAN	1	0	0	0	0	0	0	0	1	0	11:50
Oct. 30 at CGY	1	0	0	0	0	0	0	0	1	0	12:02
Nov. 1 vs. DAL	1	0	0	0	0	0	0	0	0	-1	10:05
Nov. 6 vs. TOR	1	0	0	0	2	0	0	0	0	0	9:51
Nov. 8 vs. BUF						Healthy Scratch					
Nov. 12 at CHI						Healthy Scratch					
Nov. 13 vs. MTL						Healthy Scratch					
Nov. 15 at NYR						Healthy Scratch					
Nov. 17 at TOR						Healthy Scratch					
Nov. 19 vs. BUF	1	0	0	0	0	0	0	0	0	0	10:32
Nov. 21 vs. FLA	1	0	0	0	0	0	0	0	1	0	12:00
Nov. 22 at MTL	1	0	0	0	0	0	0	0	0	0	9:07
Nov. 26 at BUF	1	0	0	0	0	0	0	0	0	0	9:27
Nov. 28 vs. NYI	1	0	0	0	0	0	0	0	0	0	13:19
Nov. 29 vs. DET	1	0	0	0	2	0	0	0	1	0	10:21
Dec. 4 at TB	1	0	0	0	2	0	0	0	4	0	9:19
Dec. 6 at FLA	1	0	0	0	0	0	0	0	2	0	13:10
Dec. 8 vs. TB	1	0	0	0	0	0	0	0	2	0	9:51
Dec. 10 at WSH	1	0	0	0	2	0	0	0	0	0	10:02
Dec. 12 at ATL	1	0	1	1	0	0	0	0	1	1	3:49
Dec. 13 vs. ATL						Injured-Upper Body					
Dec. 18 vs. TOR						Injured-Upper Body					
Dec. 20 vs. CAR						Injured-Upper Body					
Dec. 21 at STL						Injured-Upper Body					
Dec. 23 at NJ						Injured-Upper Body					
Dec. 27 at CAR						Injured-Upper Body					
Dec. 28 at ATL						Injured-Upper Body					
Dec. 30 at PIT						Injured-Upper Body					
Jan. 1 vs. PIT						Injured-Upper Body					
Jan. 3 vs. BUF						Injured-Upper Body					
Jan. 6 vs. MIN	1	0	0	0	0	0	0	0	0	0	7:14
Jan. 8 vs. OTT	1	0	0	0	0	0	0	0	0	-1	12:24
Jan. 10 vs. CAR	1	0	0	0	0	0	0	0	0	-1	9:57
Jan. 13 vs. MTL	1	0	0	0	0	0	0	0	1	0	7:28
Jan. 15 at NYI	1	0	0	0	2	0	0	0	1	0	10:10
Jan. 17 at WSH	1	0	0	0	0	0	0	0	0	0	9:00
Jan. 19 vs. STL	1	0	0	0	0	0	0	0	2	0	10:26
Jan. 21 at TOR	1	0	0	0	0	0	0	0	1	0	8:40
Jan. 27 vs. WSH	1	0	0	0	0	0	0	0	0	0	8:07
Jan. 29 vs. NJ						Healthy Scratch					
Jan. 31 vs. NYR						Healthy Scratch					
Feb. 1 at MTL						Healthy Scratch					
Feb. 4 at PHI						Healthy Scratch					
Feb. 5 at OTT	1	0	0	0	0	0	0	0	1	0	10:59
Feb. 7 vs. PHI	1	0	1	1	0	0	0	0	2	1	7:51
Feb. 10 vs. SJ	1	0	1	1	0	0	0	0	2	1	2:39
Feb. 13 at NJ						Healthy Scratch					
Feb. 14 at NSH						Healthy Scratch					
Feb. 17 at CAR						Healthy Scratch					
Feb. 21 at FLA						Healthy Scratch					
Feb. 22 at TB						Healthy Scratch					
Feb. 24 vs. FLA						Healthy Scratch					
Feb. 26 vs. ANA						Injured-Eye					
Feb. 28 vs. WSH						Injured-Eye					
Mar. 3 vs. PHI						Healthy Scratch					
Mar. 4						Acquired by Anaheim					
Mar. 6 vs. DAL	1	0	0	0	0	0	0	0	1	0	9:45
Mar. 8 vs. MIN	1	0	0	0	0	0	0	0	0	0	12:54
Mar. 11 vs. VAN	1	1	0	1	0	0	0	0	4	1	16:10
Mar. 15 vs. SJ	1	0	0	0	0	0	0	0	0	0	12:52
Mar. 18 vs. NSH	1	0	0	0	0	0	0	0	2	0	17:03
Mar. 19 at PHX	1	1	0	1	0	0	0	0	2	0	18:02
Mar. 22 vs. PHX	1	0	0	0	2	0	0	0	1	0	19:10
Mar. 24 at NSH	1	0	0	0	0	0	0	0	1	0	19:28
Mar. 25 at COL	1	1	1	2	2	0	0	0	5	2	16:56
Mar. 27 vs. EDM	1	0	0	0	2	0	0	0	3	0	16:08
Mar. 29 vs. COL	1	0	0	0	0	0	0	0	1	0	14:57
Mar. 31 at EDM	1	0	0	0	0	0	0	0	2	1	16:17
Apr. 2 at VAN	1	0	0	0	0	0	0	0	0	-3	11:48
Apr. 4 at SJ	1	0	0	0	0	0	0	0	1	0	11:57
Apr. 5 vs. SJ	1	1	0	1	0	0	1	0	2	1	10:09
Apr. 10 vs. DAL	1	0	1	1	0	0	0	0	1	1	11:42
Apr. 11 at PHX	1	0	0	0	0	0	0	0	0	0	8:23
Totals	50	4	5	9	16	0	1	0	56	2	562:49



16 GEORGE PARROS

Right Wing



Shoots: Right **Height:** 6-5 **Weight:** 231 **Age:** 29; turns 30 on Dec. 29, 2009
Born: Dec. 29, 1979; Washington, Pennsylvania **Hometown:** Randolph, New Jersey
Acquired: From Colorado with the option to exchange third-round selections with Colorado in the 2007 Entry Draft in exchange for a second-round draft pick in the 2007 NHL Entry Draft, Nov. 13, 2006
Drafted: By Los Angeles in the eighth round (222nd overall) of the 1999 NHL Entry Draft

2008-09 Statistics

Home: 38, 3-4=7, +3
 Road: 36, 2-1=3, +5
Total: 74, 5-5=10, +8

STATS	GP	G	A	Pts	PIM	PPG	SHG	GWG	Shots	Shot%
Season	74	5	5	10	135	0	0	0	47	10.6
Career	232	9	12	21	558	0	0	0	119	7.6
REAL TIME										
TOI	TOI/Game	Faceoff W-L	FO Win %	Hits	Takeaways	Giveaways	Blocked Shots	+/-		
463:07	6:15	0-3	0.0	89	6	13	14	+8		

Playoff Experience: Appeared in the Stanley Cup Playoffs for the second consecutive season with Anaheim in 2008...played in Game 3 of the CQF @ DAL on Apr. 15, going scoreless...won his first Stanley Cup with Anaheim in 2007 in his first career NHL postseason...appeared in five contests, recording one shot and 10 PIM...appeared in three CQF contests vs. MIN and two CSF games vs. VAN.

2008-09 Regular Season: Appeared in his fourth NHL season, his third with Anaheim...finished tied for fourth on the club in plus/minus and second in PIM...set career highs in goals, assists, points and games played...recorded a plus-or-even rating in 66 of his 74 appearances...on Apr. 6, was nominated as Anaheim's candidate for the NHL's Bill Masterton Trophy, awarded each year to the NHL player who "best exemplifies the qualities of perseverance, sportsmanship and dedication to hockey"...set a career high for games played in one season (70), Apr. 2 @ VAN...logged 11:25 TOI, six seconds short of a career high, Mar. 25 @ COL...scored his fifth goal of the season, Mar. 22 vs. PHX...scored a goal, Jan. 31 @ COL...recorded three shots on net for the second time of season, matching a career high, Jan. 28 vs. CHI...appeared in his 200th career NHL contest, Jan. 16 @ PIT...collected his fifth assist of the season, a new career high in the category, Dec. 14 vs. MIN...posted a career high-tying two-game point streak (1-2=3), Dec. 7-10...his goal on Dec. 10 vs. STL was his third marker of the season, establishing a new career high in the category...earned a career-high two assists (0-2=2), Dec. 7 vs. CBJ...also matched a career best for points in a game (also 11/20/05 w/LA @ DAL, 1-1=2)...his second assist on the night established a new career high for points in a season...collected an assist, Nov. 19 vs. WSH...registered a season-high three shots on net (tying his career high), Nov. 7 vs. DAL...missed two games with an eye abrasion, Nov. 2-4...notched his third assist of the season, Oct. 25 @ MTL...tallied his second goal of the campaign, Oct. 21 @ TOR, matching his career high in goals scored in a season...scored his first goal of 2008-09 and fifth of his career, Oct. 12 vs. PHX.

Playoff Single Game Career Highs

Goals: None
Assists: None
Points: None
SOG: 1, Apr. 19, 2007 vs. MIN, CQF Game 5
PIM: 4, two times (last: Apr. 27, 2007 vs. VAN, CSF Game 2)
Plus/Minus: 0, six times (last: Apr. 15, 2008 @ DAL, CQF Game 3)

2008-09 Single Game Highs

#Goals: 1, five times (last: Mar. 22 vs. PHX)
***Assists:** 2, Dec. 7 vs. CBJ
***Points:** 2, Dec. 7 vs. CBJ; 0-2=2
PIM: 10, Mar. 27 vs. EDM
TOI: 11:25, Mar. 25 @ COL
#Shots: 3, two times (last: Jan. 28 vs. CHI)
Plus/Minus: +1, 16 times (last: Apr. 4 @ SJ)
Goal Streak: None
Assist Streak: None
#Point Streak: Two games, Dec. 7-10; 1-2=3
Penalty Shots: None
 *career high; #ties career high

Personal: Resides in Hermosa Beach...donates his hair once a year as part of the annual "George Parros Cut for the Kids" event...hair and monetary donations this season benefited the Childhood Leukemia Foundation...also involved with the Garth Brooks Foundation...considers himself a whiz at the barbeque with grilled lamb as his best dish...is part Greek and can speak and understand some of the language...loves the rib-eye steak at Blue 32 in Hermosa Beach...considers himself a reality show junkie and would love to be a contestant on "Wipeout" or "American Gladiators" someday...if he wasn't a hockey player, says he would be working on Wall Street...recently started teaching himself how to play the harmonica and is also learning to play Guitar Hero...participates in outdoor activities such as beach volleyball, horseshoes and golf...admires UFC fighter Forrest Griffin, citing him as his favorite athlete outside of hockey...loves country music and thinks Kenny Chesney is the best act he's ever seen live...received his day with the Stanley Cup in August 2007 and shared it with his high school and college alma maters: Delbarton School and Princeton University.

CAREER STATISTICS

Season	Team	League	REGULAR SEASON					PLAYOFFS						
			GP	G	A	Pts.	PIM	+/-	GP	G	A	Pts.	PIM	
	Manchester	AHL	9	0	1	1	7	-	-	-	-	-	-	-
2003-04	Manchester	AHL	57	3	6	9	126	-	5	0	0	0	4	
2004-05	Reading	ECHL	3	0	0	0	9	-	-	-	-	-	-	
	Manchester	AHL	67	14	8	22	247	-	6	1	1	2	27	
2005-06	LOS ANGELES	NHL	55	2	3	5	138	1	-	-	-	-	-	
2006-07	COLORADO	NHL	2	0	0	0	0	-1	-	-	-	-	-	
	ANAHEIM	NHL	32	1	0	1	102	-2	5	0	0	0	10	
2007-08	ANAHEIM	NHL	69	1	4	5	183	+3	1	0	0	0	0	
2008-09	ANAHEIM	NHL	74	5	5	10	135	+8	-	-	-	-	-	
NHL Totals			232	9	12	21	558	+9	6	0	0	0	10	
Anaheim Totals			175	7	9	16	420	+9	6	0	0	0	10	

16 George Parros

Game	GP	Goals	Assists	Points	PIM	PP	SH	GWG	Shots	+/-	TOI
Oct. 9 at SJ	1	0	0	0	2	0	0	0	1	0	9:23
Oct. 12 vs. PHX	1	1	0	1	0	0	0	0	1	1	4:13
Oct. 14 at LA	1	0	0	0	5	0	0	0	0	1	7:31
Oct. 15 vs. EDM	1	0	0	0	0	0	0	0	2	1	7:27
Oct. 17 vs. SJ	1	0	0	0	5	0	0	0	0	0	9:38
Oct. 19 vs. CAR	1	0	0	0	0	0	0	0	0	0	3:12
Oct. 21 at TOR	1	1	0	1	0	0	0	0	2	1	5:27
Oct. 24 at OTT	1	0	0	0	5	0	0	0	0	0	3:04
Oct. 25 at MTL	1	0	1	1	0	0	0	0	1	1	6:38
Oct. 27 at CBJ	1	0	0	0	0	0	0	0	1	0	4:50
Oct. 29 vs. DET											Healthy Scratch
Oct. 31 vs. VAN	1	0	0	0	5	0	0	0	0	0	2:12
Nov. 2 vs. CGY											Injured-Right Eye Abrasion
Nov. 4 at LA											Injured-Right Eye Abrasion
Nov. 5 vs. STL											Healthy Scratch
Nov. 7 vs. DAL	1	0	0	0	0	0	0	0	3	0	7:41
Nov. 9 vs. FLA	1	0	0	0	0	0	0	0	0	0	6:11
Nov. 14 vs. NSH	1	0	0	0	0	0	0	0	0	0	5:54
Nov. 16 vs. LA	1	0	0	0	5	0	0	0	0	0	5:01
Nov. 19 vs. WSH	1	0	1	1	5	0	0	0	0	1	4:49
Nov. 21 at STL	1	0	0	0	0	0	0	0	1	0	6:57
Nov. 22 at DAL	1	0	0	0	5	0	0	0	0	0	4:15
Nov. 24 vs. COL	1	0	0	0	0	0	0	0	0	0	9:21
Nov. 28 vs. CHI	1	0	0	0	5	0	0	0	0	0	4:16
Nov. 30 at CAR	1	0	0	0	0	0	0	0	1	1	8:57
Dec. 1 at DET	1	0	0	0	0	0	0	0	0	0	6:00
Dec. 3 at CHI	1	0	0	0	0	0	0	0	0	0	4:04
Dec. 7 vs. CBJ	1	0	2	2	5	0	0	0	0	1	6:59
Dec. 10 vs. STL	1	1	0	1	0	0	0	0	1	1	6:41
Dec. 11 at SJ	1	0	0	0	5	0	0	0	0	0	7:24
Dec. 14 vs. MIN	1	0	1	1	0	0	0	0	0	1	7:23
Dec. 16 vs. NYR	1	0	0	0	0	0	0	0	1	0	6:24
Dec. 19 at EDM	1	0	0	0	0	0	0	0	0	-1	4:33
Dec. 22 at VAN	1	0	0	0	4	0	0	0	0	0	6:42
Dec. 23 at CGY	1	0	0	0	0	0	0	0	1	0	6:54
Dec. 27 at DAL	1	0	0	0	0	0	0	0	0	0	6:42
Dec. 28 at STL	1	0	0	0	2	0	0	0	0	0	5:18
Dec. 31 vs. CBJ	1	0	0	0	0	0	0	0	0	0	7:16
Jan. 2 vs. PHI	1	0	0	0	5	0	0	0	1	-1	5:04
Jan. 4 vs. PHX	1	0	0	0	0	0	0	0	1	0	8:01
Jan. 6 vs. LA	1	0	0	0	2	0	0	0	1	0	8:14
Jan. 8 at LA	1	0	0	0	2	0	0	0	1	1	9:29
Jan. 9 vs. TB	1	0	0	0	0	0	0	0	1	0	8:38
Jan. 11 vs. NJ	1	0	0	0	0	0	0	0	0	-1	8:33
Jan. 14 vs. DET	1	0	0	0	0	0	0	0	0	0	3:47
Jan. 16 at PIT	1	0	0	0	0	0	0	0	0	0	3:55
Jan. 17 at MIN											Healthy Scratch
Jan. 20 at NYR	1	0	0	0	0	0	0	0	1	1	7:06
Jan. 21 at NYI											Healthy Scratch
Jan. 27 at PHX	1	0	0	0	2	0	0	0	0	0	7:20
Jan. 28 vs. CHI	1	0	0	0	5	0	0	0	3	0	4:53
Jan. 31 at COL	1	1	0	1	0	0	0	0	1	0	5:30
Feb. 2 vs. BUF	1	0	0	0	5	0	0	0	1	0	6:12
Feb. 4 at MIN	1	0	0	0	0	0	0	0	2	0	4:37
Feb. 5 at NSH											Healthy Scratch
Feb. 7 at CGY	1	0	0	0	5	0	0	0	0	0	5:00
Feb. 11 vs. CGY	1	0	0	0	5	0	0	0	2	0	3:52
Feb. 15 vs. ATL	1	0	0	0	0	0	0	0	1	-1	5:35
Feb. 18 vs. LA	1	0	0	0	0	0	0	0	0	0	4:57
Feb. 20 at DET											Healthy Scratch
Feb. 21 at CBJ	1	0	0	0	5	0	0	0	0	0	2:38
Feb. 24 at BUF	1	0	0	0	0	0	0	0	1	0	6:21
Feb. 26 at BOS	1	0	0	0	7	0	0	0	1	-1	9:13
Feb. 28 at DAL	1	0	0	0	2	0	0	0	1	0	7:08
Mar. 3 at CHI	1	0	0	0	0	0	0	0	0	0	7:17
Mar. 6 vs. DAL	1	0	0	0	0	0	0	0	2	0	4:56
Mar. 8 vs. MIN	1	0	0	0	0	0	0	0	2	0	8:04
Mar. 11 vs. VAN	1	0	0	0	0	0	0	0	1	0	5:02
Mar. 15 vs. SJ	1	0	0	0	5	0	0	0	1	0	7:05
Mar. 18 vs. NSH	1	0	0	0	0	0	0	0	0	0	10:05
Mar. 19 at PHX	1	0	0	0	5	0	0	0	1	1	3:32
Mar. 22 vs. PHX	1	1	0	1	0	0	0	0	1	1	7:52
Mar. 24 at NSH	1	0	0	0	0	0	0	0	0	0	7:37
Mar. 25 at COL	1	0	0	0	0	0	0	0	1	1	11:25
Mar. 27 vs. EDM	1	0	0	0	10	0	0	0	1	-1	1:52
Mar. 29 vs. COL	1	0	0	0	0	0	0	0	0	0	11:00
Mar. 31 at EDM	1	0	0	0	7	0	0	0	0	0	8:23
Apr. 2 at VAN	1	0	0	0	5	0	0	0	0	-1	3:20
Apr. 4 at SJ	1	0	0	0	0	0	0	0	1	1	7:31
Apr. 5 vs. SJ	1	0	0	0	0	0	0	0	0	0	4:38
Apr. 10 vs. DAL	1	0	0	0	0	0	0	0	1	0	3:55
Apr. 11 at PHX	1	0	0	0	0	0	0	0	0	-1	4:13
Totals	74	5	5	10	135	0	0	0	47	8	463:07



10 COREY PERRY

Right Wing



Shoots: Right **Height:** 6-3 **Weight:** 209 **Age:** 23; turns 24 on May 16, 2009
Born: May 16, 1985; Peterborough, Ontario **Hometown:** Peterborough, Ontario
Drafted: By Anaheim in the first round (28th overall) of the 2003 NHL Entry Draft

2008-09 Statistics

Home: 38, 13-26=39, +4
 Road: 40, 19-14=33, +6
Total: 78, 32-40=72, +10

STATS	GP	G	A	Pts	PIM	PPG	SHG	GWG	Shots	Shot%
Season	78	32	40	72	109	10	0	8	283	11.3
Career	286	91	104	195	322	29	0	17	775	11.7
REAL TIME										
TOI	TOI/Game	Faceoff W-L	FO Win %	Hits	Takeaways	Giveaways	Blocked Shots	+/-		
1450:55	18:36	9-22	29.0	109	33	45	13	+10		

Playoff Experience: In 2008, appeared in three of Anaheim's six CQF games vs. DAL in his third Stanley Cup Playoffs...made his 2008 playoff debut in Game 4 of the CQF on Apr. 17 @ DAL after recovering from a right quadriceps injury...recorded a point in each of his three games, collecting two goals and an assist...scored a goal in Game 5 on Apr. 18 vs. DAL and Game 6 on Apr. 20 @ DAL...won his first Stanley Cup with Anaheim in 2007, playing in all 21 of the Ducks' postseason contests...was fourth on team in goal scoring (6) and tied for seventh in the NHL in points (15)...finished the 2007 postseason tied for second in club history for most points in a single playoff season behind teammate Ryan Getzlaf...collected 3-4=7 points over the last six playoff games...scored the final goal (unassisted) of the 2007 postseason at the 17:00 mark of the third period in Game 5 of the SCF, June 6 vs. OTT...collected two assists (a career postseason high) with a game-high five shots in Game 2 of the WCF, May 13 @ DET...scored the GWG and collected an assist in Game 3 of the CSF, Apr. 29 @ VAN...scored a goal (the first of his postseason career) in Game 5 of the CQF, Apr. 19 vs. MIN...in 2006, appeared in his first Stanley Cup Playoffs, finishing 0-3=3 points in 11 postseason games...ranked tied for second among rookies in PPA during the postseason with two...had a two-game assist streak (0-2=2), Apr. 25-27...collected his first career NHL playoff point in Game 3 of the CQF, Apr. 25 vs. CGY...made his NHL playoff debut in Game 1 of the CQF, Apr. 21 @ CGY.

2008-09 Regular Season: Appeared in his fourth NHL season with Anaheim, setting career highs in goals, assists and points...led the Ducks in goals, game-winning goals (8) and shots (283) while ranking second in scoring and plus/minus, and third in assists and power play goals (10)...among NHL leaders, finished tied for seventh in game-winning goals...also ranked among team leaders in both home (second; 13-26=39) and road (tied for second; 19-14=33) scoring...concluded the regular season on a five-game point streak (4-3=7) and collected points in eight of his final nine games (8-5=13) from Mar. 15-Apr. 11...also earned points in 14 of his last 19 games (11-8=19) and 20 of 30 (16-12=28)...posted a pair of three-goal goal streaks, tying his career high, Apr. 2-5 (3-2=5) and Mar. 25-29 (4-2=6)...recorded 1-1=2 points, setting a career high with 30 goals on Apr. 4 @ SJ...scored a goal and registered his 100th NHL assist, Mar. 27 vs. EDM...tied his season high in goals with two (fourth time) in a 7-2 win, Mar. 25 @ COL...his three other two-goal games also occurred on the road, including Feb. 5 @ NSH, Jan. 27 @ PHX and Jan. 17 @ MIN...tied his career high with nine shots on net (second time), Mar. 8 vs. MIN...established a career high with his 55th point of the season (assist), Mar. 3 @ CHI...had a four-game point streak from Feb. 28-Mar. 8 (1-3=4) and Jan. 17-27 (5-1=6)...picked up 1-2=3 points on Feb. 21 @ CBJ for his fourth game with three-or-more points in 2008-09...his 28th assist of the season on Jan. 21 @ NYI marked a career best...was suspended for four games from Jan. 4-9 for elbowing Claude Giroux on Jan. 2 vs. PHI...Anaheim went 2-2-0 in his absence...posted a seven-game home point streak (2-7=9), Nov. 9-Dec. 7...earned three assists (0-3=3) one shy of his career best, Nov. 19 vs. WSH...with Getzlaf and Selanne, was named a co-recipient of the NHL's First Star award for the week ending Nov. 2...scored 2-7=9 points in four games during the week...recorded a seven-game assist (career high) and point (career tying) streak (3-11=14), Oct. 21-Nov. 2...fell one game shy of tying the franchise-record eight-game assist streak held by Scott Niedermayer (Dec. 26, 2006-Jan. 7, 2007)...capped the streak with an assist, a +2 rating and a season-high 8 PIM, Nov. 2 vs. CGY...set a career high for points and assists (1-4=5) on Oct. 31 vs. VAN, tying a club record for points in a game (12th time).

Personal: Resides in Newport Coast during the season...spends his summers in Peterborough and London, Ontario...involved with raising funds for Wellspring London, a non-profit organization that offers psychological, emotional, social, spiritual and informational support to individuals and families living with cancer...hosted a golf tournament last summer and presented a check to Wellspring for the proceeds raised...enjoys watching "Prison Break"...considers himself an expert at playing MLB on Playstation 3...if he was ever cast on a reality show, he'd pick "Big Brother" as he's rarely missed an episode over the last two years...likes to dine at The Cannery in Newport Beach for their sushi rolls...received his day with the Stanley Cup in August 2007, holding a public celebration at Peterborough Memorial Arena and signing autographs...had his first job working nights loading beds onto trucks at a Sleep Country Warehouse store in his hometown...cites Bon Jovi as the best concert he's ever attended.

Playoff Single Game Career Highs

Goals: 1, eight times (last: Apr. 20, 2008 @ DAL, CQF Game 6)
Assists: 2, May 13, 2007 at DET, WCF Game 2
Points: 2, four times (last: Jun. 6, 2007 vs. OTT, SCF Game 5; 1-1=2)
SOG: 7, Apr. 19, 2007 vs. MIN, CQF Game 5
PIM: 7, Apr. 17, 2007 at MIN, CQF Game 4
Plus/Minus: +2, May 13, 2007 at DET, WCF Game 2

2008-09 Single Game Highs

#Goals: 2, four times (last: Mar. 25 @ COL)
***Assists:** 4, Oct. 31 vs. VAN
***Points:** 5, Oct. 31 vs. VAN
PIM: 8, Nov. 2 vs. CGY
***TOI:** 23:53, Jan. 21 @ NYI
#Shots: 9, Mar. 8 vs. MIN
#Plus/Minus: +3, three times (last: Apr. 2 @ VAN)
#Goal Streak: Three games, two times (last: Apr. 2-5; 3-2=5)
***Assist Streak:** Seven games, Oct. 21-Nov. 2 (3-11=14)
#Point Streak: Seven games, Oct. 21-Nov. 2 (3-11=14)
Penalty Shots: None
***career high; # ties career high**

CAREER STATISTICS

Season	Team	League	REGULAR SEASON					PLAYOFFS					
			GP	G	A	Pts	PIM	+/-	GP	G	A	Pts	PIM
2001-02	London	OHL	60	28	31	59	56	-	12	2	3	5	30
2002-03	London	OHL	67	25	53	78	145	-	14	7	16	23	27
2003-04	London	OHL	66	40	73	113	98	-	15	7	15	22	20
	Cincinnati	AHL	-	-	-	-	-	-	3	1	1	2	4
2004-05	London	OHL	60	47	83	130	117	-	18	11	27	38	46
	Canada	WJC	6	2	5	7	6	-	-	-	-	-	-
2005-06	Portland	AHL	19	16	18	34	32	-	1	1	0	1	0
	ANAHEIM	NHL	56	13	12	25	50	+1	11	0	3	3	16
2006-07	ANAHEIM	NHL	82	17	27	44	55	+12	21	6	9	15	37
2007-08	ANAHEIM	NHL	70	29	25	54	108	+12	3	2	1	3	8
2008-09	ANAHEIM	NHL	78	32	40	72	109	+10	-	-	-	-	-
NHL Totals			286	91	104	195	322	+35	35	8	13	21	61

10 Corey Perry

Game	GP	Goals	Assists	Points	PIM	PP	SH	GWG	Shots	+/-	TOI
Oct. 9 at SJ	1	0	0	0	0	0	0	0	1	0	12:36
Oct. 12 vs. PHX	1	0	1	1	2	0	0	0	4	0	19:16
Oct. 14 at LA	1	0	0	0	0	0	0	0	4	-2	16:17
Oct. 15 vs. EDM	1	0	0	0	2	0	0	0	4	-1	16:39
Oct. 17 vs. SJ	1	0	0	0	2	0	0	0	3	1	15:41
Oct. 19 vs. CAR	1	0	0	0	0	0	0	0	3	-2	16:45
Oct. 21 at TOR	1	0	1	1	0	0	0	0	4	0	18:30
Oct. 24 at OTT	1	0	1	1	0	0	0	0	0	0	13:13
Oct. 25 at MTL	1	1	2	3	7	1	0	0	4	2	17:06
Oct. 27 at CBJ	1	1	1	2	0	0	0	0	5	2	18:01
Oct. 29 vs. DET	1	0	1	1	0	0	0	0	4	0	18:35
Oct. 31 vs. VAN	1	1	4	5	0	0	0	0	5	0	20:39
Nov. 2 vs. CGY	1	0	1	1	8	0	0	0	3	2	16:42
Nov. 4 at LA	1	0	0	0	0	0	0	0	3	0	21:10
Nov. 5 vs. STL	1	1	1	2	0	0	0	1	7	3	17:55
Nov. 7 vs. DAL	1	0	0	0	4	0	0	0	2	0	19:23
Nov. 9 vs. FLA	1	1	0	1	4	0	0	0	8	1	21:50
Nov. 14 vs. NSH	1	0	1	1	0	0	0	0	3	-2	19:42
Nov. 16 vs. LA	1	1	0	1	2	0	0	1	4	1	17:53
Nov. 19 vs. WSH	1	0	3	3	2	0	0	0	1	0	18:51
Nov. 21 at STL	1	0	0	0	0	0	0	0	2	0	21:05
Nov. 22 at DAL	1	1	0	1	0	1	0	0	4	-1	18:15
Nov. 24 vs. COL	1	0	1	1	2	0	0	0	1	0	16:48
Nov. 28 vs. CHI	1	0	1	1	0	0	0	0	3	1	19:40
Nov. 30 at CAR	1	0	0	0	0	0	0	0	3	0	15:51
Dec. 1 at DET	1	0	0	0	0	0	0	0	1	-1	20:24
Dec. 3 at CHI	1	0	0	0	0	0	0	0	7	-1	22:25
Dec. 7 vs. CBJ	1	0	1	1	2	0	0	0	2	1	18:06
Dec. 10 vs. STL	1	0	0	0	5	0	0	0	2	-1	15:25
Dec. 11 at SJ	1	0	0	0	6	0	0	0	6	0	20:07
Dec. 14 vs. MIN	1	1	0	1	0	0	0	0	6	2	18:36
Dec. 16 vs. NYR	1	0	0	0	0	0	0	0	2	-2	16:45
Dec. 19 at EDM	1	1	0	1	2	1	0	0	4	0	21:58
Dec. 22 at VAN	1	0	2	2	2	0	0	0	1	1	15:59
Dec. 23 at CGY	1	0	1	1	0	0	0	0	2	1	22:39
Dec. 27 at DAL	1	0	0	0	4	0	0	0	2	0	18:21
Dec. 28 at STL	1	0	0	0	2	0	0	0	1	0	18:43
Dec. 31 vs. CBJ	1	0	0	0	0	0	0	0	7	-1	18:47
Jan. 2 vs. PHI	1	1	1	2	4	0	0	0	5	0	19:55
Jan. 4 vs. PHX						Suspended					
Jan. 6 vs. LA						Suspended					
Jan. 8 at LA						Suspended					
Jan. 9 vs. TB						Suspended					
Jan. 11 vs. NJ	1	0	2	2	0	0	0	0	6	2	17:53
Jan. 14 vs. DET	1	1	1	2	0	1	0	0	4	1	18:11
Jan. 16 at PIT	1	0	0	0	2	0	0	0	4	-2	21:12
Jan. 17 at MIN	1	2	0	2	2	1	0	1	3	1	13:55
Jan. 20 at NYR	1	1	0	1	0	0	0	0	5	-1	15:02
Jan. 21 at NYI	1	0	1	1	0	0	0	0	6	-1	23:53
Jan. 27 at PHX	1	2	0	2	0	1	0	0	4	3	17:58
Jan. 28 vs. CHI	1	0	0	0	2	0	0	0	5	-1	20:23
Jan. 31 at COL	1	0	0	0	4	0	0	0	4	1	20:27
Feb. 2 vs. BUF	1	1	0	1	5	1	0	1	5	0	16:42
Feb. 4 at MIN	1	0	0	0	0	0	0	0	5	0	23:51
Feb. 5 at NSH	1	2	0	2	0	0	0	0	2	0	16:19
Feb. 7 at CGY	1	1	0	1	0	0	0	1	2	1	17:15
Feb. 11 vs. CGY	1	0	1	1	0	0	0	0	5	0	21:45
Feb. 15 vs. ATL	1	0	0	0	2	0	0	0	4	-1	19:11
Feb. 18 vs. LA	1	0	1	1	2	0	0	0	4	1	21:27
Feb. 20 at DET	1	0	0	0	0	0	0	0	5	0	19:35
Feb. 21 at CBJ	1	1	2	3	4	0	0	1	2	2	17:26
Feb. 24 at BUF	1	0	0	0	2	0	0	0	1	0	21:26
Feb. 26 at BOS	1	0	0	0	0	0	0	0	6	-2	20:43
Feb. 28 at DAL	1	1	0	1	0	0	0	0	3	-1	19:33
Mar. 3 at CHI	1	0	1	1	0	0	0	0	2	-1	20:05
Mar. 6 vs. DAL	1	0	1	1	2	0	0	0	7	2	21:29
Mar. 8 vs. MIN	1	0	1	1	4	0	0	0	9	-1	16:53
Mar. 11 vs. VAN	1	0	0	0	2	0	0	0	1	-1	18:21
Mar. 15 vs. SJ	1	0	0	0	2	0	0	0	6	-1	18:38
Mar. 18 vs. NSH	1	1	0	1	0	0	0	0	4	0	17:00
Mar. 19 at PHX	1	0	0	0	0	0	0	0	0	0	17:58
Mar. 22 vs. PHX	1	1	0	1	0	0	0	1	4	-1	14:49
Mar. 24 at NSH	1	0	0	0	2	0	0	0	1	0	17:50
Mar. 25 at COL	1	2	0	2	2	1	0	1	3	1	14:22
Mar. 27 vs. EDM	1	1	1	2	2	0	0	0	5	0	18:38
Mar. 29 vs. COL	1	1	1	2	0	0	0	0	3	2	14:46
Mar. 31 at EDM	1	0	0	0	0	0	0	0	3	0	17:20
Apr. 2 at VAN	1	1	1	2	0	0	0	0	4	3	21:12
Apr. 4 at SJ	1	1	1	2	0	1	0	0	3	1	17:00
Apr. 5 vs. SJ	1	1	0	1	4	0	0	0	3	0	18:52
Apr. 10 vs. DAL	1	0	1	1	2	0	0	0	4	-1	23:32
Apr. 11 at PHX	1	1	0	1	0	1	0	0	3	0	21:30
Totals	78	32	40	72	109	10	0	8	283	10	1,450:55



25 CHRIS PRONGER

Defenseman



Shoots: Left **Height:** 6-6 **Weight:** 213 **Age:** 34; turns 35 on Oct. 10, 2009
Born: Oct. 10, 1974; Dryden, Ontario **Hometown:** Dryden, Ontario
Acquired: From Edmonton in exchange for Joffrey Lupul, Ladislav Smid, a first round draft pick in 2007, and a second round draft pick in 2008 and a conditional draft pick, July 3, 2006.
Drafted: By Hartford in the first round (second overall) in the 1993 NHL Entry Draft

2008-09 Statistics

Home: 41, 7-24=31, +3
Road: 41, 4-13=17, -3
Total: 82, 11-37=48, 0

STATS	GP	G	A	Pts	PIM	PPG	SHG	GWG	Shots	Shot%
Season	82	11	37	48	88	4	0	2	196	5.6
Career	1022	142	464	606	1457	74	2	24	2300	6.2

REAL TIME	TOI	TOI/Game	Faceoff W-L	FO Win %	Hits	Takeaways	Giveaways	Blocked Shots	+/-
TOI	2209:11	26:56	2-5	28.6	78	36	44	122	0

Playoff Experience: Appeared in his 12th Stanley Cup Playoffs in 2008, his second with Anaheim...scored 2-3=5 points with 12 PIM in six CQF games vs. DAL...finished tied with Ryan Getzlaf for the team lead in postseason scoring...set a playoff career high with two goals (both on the power play) and tied a post-season high in points (2-1=3) in Game 3 of the CQF, a 4-2 victory on Apr. 15 @ DAL...won his first Stanley Cup Championship with Anaheim in 2007...marked his 11th appearance in the Stanley Cup Playoffs and second trip to a Stanley Cup Final (each in last two seasons, EDM 2006 & ANA 2007)...in the 2007 playoffs, finished tied for second on the Ducks in postseason scoring (3-12=15) and also tied for second in club history for most points in a single playoff season...among NHL playoff leaders, ranked tied for first in plus/minus (+10), tied for third in PPA (6), third in avg. TOI (30:11), tied for fourth in assists (12) and tied for seventh in scoring (15)...also finished second in scoring among defensemen (Lidstrom had 18 points)...set club records for goals, assists and points by a defenseman in a postseason...had a five-game point streak (2-5=7), Apr. 13-25, the longest by a Duck in the postseason...earned 1-4=5 points with a +4 rating in five games vs. VAN in the CSF...played over 30 minutes on 10 occasions in the playoffs...collected 1-1=2 points with three shots and a +2 rating in the Ducks' OT victory in Game 4 of the CSF, May 1 @ VAN...played 39:40 with a postseason-high six shots in the Ducks' double OT, series-clinching victory in Game 5 of the CSF, May 3 vs. VAN...collected 2-4=6 points in five games in the CQF vs. MIN...missed two games (May 17 vs. DET and June 4 @ OTT) due to suspension...in 2006, led the Edmonton Oilers to the Stanley Cup Final...scored 5-16=21 points in the playoffs, the most points scored by an NHL defenseman in the postseason since Brian Leetch had 34 points for the 1994 NY Rangers...his playoff point total also led the Oilers and ranked third overall in the NHL...led the Oilers and ranked first in playoff TOI with 30:57 minutes per game...played over 40 minutes twice and 30 minutes seven times in the playoffs...tallied 1-1=2 points in Game 1 of the SCF @ Carolina, including the first penalty shot goal in

Playoff Single Game Career Highs

Goals: 2, Apr. 15, 2008 @ DAL, CQF Game 3
Assists: 3, three times (last: Apr. 29, 2006 w/EDM @ DET, CQF Game 5)
Points: 3, four times (last: Apr. 15, 2008 @ DAL, CQF Game 3; 2-1=3)
SOG: 8, May 16, 2001 w/STL vs. COL, WCF Game 3
PIM: 16, May 2, 2002 w/STL @ DET, CSF Game 1
Plus/Minus: +4, Apr. 23, 2006 w/EDM @ DET, CQF Game 2

2008-09 Single Game Highs

Goals: 1, 11 times (last: Mar. 31 @ EDM)
Assists: 3, two times (last: Mar. 22 vs. PHX)
Points: 3, two times (last: Mar. 22 vs. PHX)
PIM: 10, Oct. 12 vs. PHX
TOI: 35:43, Mar. 11 vs. VAN
Shots: 8, two times (last: Mar. 27 vs. EDM)
Plus/Minus: +3, two times (last: Jan. 27 @ PHX)
#Goal Streak: Three games, Oct. 31-Nov. 4 (3-2=5)
Assist Streak: Three games, Feb. 28-Mar. 6 (0-3=3)
Point Streak: Six games, Oct. 29-Nov. 7 (3-6=9)
Penalty Shots: None
 *career high; #ties career high

CAREER STATISTICS

Season	Team	League	REGULAR SEASON							PLAYOFFS				
			GP	G	A	Pts.	PIM	+/-	GP	G	A	Pts.	PIM	
1991-92	Peterborough	OHL	63	17	45	62	90	-	10	1	8	9	28	
1992-93	Peterborough	OHL	61	15	62	77	108	-	21	15	25	40	51	
1993-94	HARTFORD	NHL	81	5	25	30	113	-3	-	-	-	-	-	
1994-95	HARTFORD	NHL	43	5	9	14	54	-12	-	-	-	-	-	
1995-96	ST. LOUIS	NHL	78	7	18	25	110	-18	13	1	5	6	16	
1996-97	ST. LOUIS	NHL	79	11	24	35	143	15	6	1	1	2	22	
1997-98	ST. LOUIS	NHL	81	9	27	36	180	47	10	1	9	10	26	
1998-99	ST. LOUIS	NHL	67	13	33	46	113	3	13	1	4	5	28	
1999-00	ST. LOUIS	NHL	79	14	48	62	92	52	7	3	4	7	32	
2000-01	ST. LOUIS	NHL	51	8	39	47	75	21	15	1	7	8	32	
2001-02	ST. LOUIS	NHL	78	7	40	47	120	23	9	1	7	8	24	
2002-03	ST. LOUIS	NHL	5	1	3	4	10	-2	7	1	3	4	14	
2003-04	ST. LOUIS	NHL	80	14	40	54	88	-1	5	0	1	1	16	
2004-05			DID NOT PLAY											
2005-06	EDMONTON	NHL	80	12	44	56	74	2	24	5	16	21	26	
2006-07	ANAHEIM	NHL	66	13	46	59	69	27	19	3	12	15	26	
2007-08	ANAHEIM	NHL	72	12	31	43	128	-1	6	2	3	5	12	
2008-09	ANAHEIM	NHL	82	11	37	48	88	0	-	-	-	-	-	
NHL Totals			1022	142	464	606	1457	+153	134	20	72	92	274	
Anaheim Totals			220	36	114	150	285	+26	25	5	15	20	38	



CHRIS PRONGER

(CONT'D)

SCF history (there had been eight previous penalty shots taken in Finals history, none resulting in goals)...against Anaheim in the WCF, scored 2-3=5 points in five games, tallying PP goals in Games 2 and 3...vs. Detroit in the CQF, had 2-5=7 points with a +4 in six games, including a team record-tying three assists in one period (second) Apr. 29 in Game 5...played a game-high 47:17 in Game 3 of the CQF, Apr. 25 vs. DET...from 1996-2004 with St. Louis, played in nine Stanley Cup Playoffs, recording 10-41=51 with 210 PIM in 85 games.

2008-09 Regular Season: Appeared in his 16th NHL season, his third with Anaheim...appeared in all 82 games for the first time in his NHL career...fellow defenseman Scott Niedermayer was the only other Duck to play in every game in 2008-09...finished the regular season ranked third on the Ducks' all-time points list (150), fourth on the goals list (36) and third on the assists list (114) for defensemen...among NHL leaders, ranked second in total TOI (2,183:20) and avg. TOI (26:57)...led the Ducks in blocked shots (122) and ranked fourth in assists...earned 1-11=12 points in his last 19 games, including a three-assist (0-3=3) night on Mar. 22 vs. Phoenix...also collected 5-23=28 points in the final 47 games...scored a goal, marking his 150th point as a Duck, Apr. 4 @ SJ...tied a season high with eight shots on net along with an assist, Mar. 27 vs. EDM...earned a season-high three assists in a 6-2 victory, Mar. 22 vs. PHX...collected his 600th career point as part of a two-assist night, Mar. 18 vs. NSH...appeared in his 1,000th career game, earning an assist, Feb. 20 @ DET...became the third of four Ducks to reach the 1,000-game milestone in 2008-09...col-



CHRIS PRONGER

(CONT'D)



lected an assist in a season-high 35:43 TOI, Mar. 11 vs. VAN...his TOI was eight seconds short of the regular season club record...collected his 100th assist as a Duck, Jan. 28 vs. CHI...tied his season high with a +3 rating along with an assist in a 7-3 win, Jan. 27 @ PHX...registered a five-game point streak, Jan. 2-9 (2-5=7)...picked up two assists for a second consecutive game and his seventh multiple-point game of the season, Jan. 8 @ LA...his two assists on Jan. 6 vs. LA gave him 128 points as a Duck, pushing him into third place on the all-time franchise point list for defensemen...recorded two assists with a season-high +3 rating, Dec. 14 vs. MIN...his two assists moved him to third place on the all-time franchise defensemen assist list (91)...had a season-high six-game point streak (3-5=8) from Oct. 29-Nov. 7, falling one game shy of his career high...notched the fifth overtime goal of his career on Nov. 4 @ LA, which also gave him sole possession of fourth place on the club's all-time goals list by a defenseman (29)...scored his 28th goal as a Duck on a season-high eight shots on Nov. 2 vs. CGY, moving him into a tie with Bobby Dollas for fourth place on the club's all-time goals list by a defenseman...scored a season-high 1-2=3 points, Oct. 31 vs. VAN...his goal moved him into sole possession of fifth place on the franchise all-time goals list for defensemen (27)...scored his first goal of the season (PP) on Oct. 17 vs. SJ, moving him into a tie for fourth place on the franchise all-time points list for defensemen (105)...picked up his second assist of the season along with a season-high 10 PIM, Oct. 12 vs. PHX...earned an assist in his season debut, Oct. 9 @ SJ.

Personal: Chris and his wife Lauren celebrated the birth of daughter Lilah Marie on July 23, 2008...the couple also has two sons, Jack (6) and George (4)...the family lives in Irvine...has done extensive work with Orange County charities and sat on the board of St. Louis Children's Hospital...also active with Children's Miracle Network...enjoys vacationing in Cabo San Lucas with his family...his brother Sean was a member of the Ducks from 1996-98 and also resides in Southern California with his family...his brother Sean was a member of the Ducks from 1996-98 and also resides in Southern California with his family.



25 Chris Pronger

Game	GP	Goals	Assists	Points	PIM	PP	SH	GWG	Shots	+/-	TOI
Oct. 9 at SJ	1	0	1	1	0	0	0	0	2	0	22:06
Oct. 12 vs. PHX	1	0	1	1	10	0	0	0	0	-1	23:51
Oct. 14 at LA	1	0	0	0	0	0	0	0	0	2	26:48
Oct. 15 vs. EDM	1	0	0	0	4	0	0	0	2	0	21:23
Oct. 17 vs. SJ	1	1	0	1	0	1	0	0	3	0	24:38
Oct. 19 vs. CAR	1	0	0	0	0	0	0	0	5	-2	25:57
Oct. 21 at TOR	1	0	0	0	2	0	0	0	1	-1	24:02
Oct. 24 at OTT	1	0	0	0	0	0	0	0	3	0	25:58
Oct. 25 at MTL	1	0	2	2	2	0	0	0	2	0	24:07
Oct. 27 at CBJ	1	0	0	0	0	0	0	0	2	0	25:37
Oct. 29 vs. DET	1	0	2	2	0	0	0	0	2	1	28:49
Oct. 31 vs. VAN	1	1	2	3	0	0	0	0	6	2	28:36
Nov. 2 vs. CGY	1	1	0	1	0	0	0	0	8	1	25:04
Nov. 4 at LA	1	1	0	1	0	0	0	1	3	1	26:54
Nov. 5 vs. STL	1	0	1	1	0	0	0	0	1	2	22:45
Nov. 7 vs. DAL	1	0	1	1	2	0	0	0	4	-1	26:19
Nov. 9 vs. FLA	1	0	0	0	0	0	0	0	5	0	28:20
Nov. 14 vs. NSH	1	0	0	0	0	0	0	0	3	0	29:18
Nov. 16 vs. LA	1	0	0	0	2	0	0	0	3	0	25:08
Nov. 19 vs. WSH	1	0	0	0	2	0	0	0	3	0	27:40
Nov. 21 at STL	1	0	0	0	4	0	0	0	2	-1	26:59
Nov. 22 at DAL	1	0	0	0	4	0	0	0	1	-1	31:17
Nov. 24 vs. COL	1	1	1	2	0	0	0	0	1	1	24:23
Nov. 28 vs. CHI	1	0	0	0	0	0	0	0	0	0	23:09
Nov. 30 at CAR	1	0	1	1	2	0	0	0	4	0	29:55
Dec. 1 at DET	1	0	0	0	2	0	0	0	1	-1	26:26
Dec. 3 at CHI	1	1	0	1	0	0	0	0	2	-1	27:54
Dec. 7 vs. CBJ	1	0	0	0	0	0	0	0	4	0	28:41
Dec. 10 vs. STL	1	0	0	0	2	0	0	0	1	1	25:53
Dec. 11 at SJ	1	0	0	0	0	0	0	0	4	-2	27:52
Dec. 14 vs. MIN	1	0	2	2	2	0	0	0	2	3	25:26
Dec. 16 vs. NYR	1	0	0	0	0	0	0	0	1	0	27:01
Dec. 19 at EDM	1	0	0	0	2	0	0	0	0	-1	33:26
Dec. 22 at VAN	1	0	0	0	0	0	0	0	3	-1	29:59
Dec. 23 at CGY	1	0	0	0	0	0	0	0	2	-1	27:04
Dec. 27 at DAL	1	0	1	1	0	0	0	0	3	0	27:16
Dec. 28 at STL	1	0	1	1	0	0	0	0	2	1	27:36
Dec. 31 vs. CBJ	1	0	0	0	0	0	0	0	3	0	28:09
Jan. 2 vs. PHI	1	0	1	1	4	0	0	0	0	-1	27:29
Jan. 4 vs. PHX	1	1	0	1	2	1	0	1	3	0	26:28
Jan. 6 vs. LA	1	0	2	2	0	0	0	0	0	1	26:52
Jan. 8 at LA	1	0	2	2	0	0	0	0	1	-1	28:50
Jan. 9 vs. TB	1	1	0	1	4	0	0	0	5	-2	25:32
Jan. 11 vs. NJ	1	0	0	0	0	0	0	0	2	2	25:32
Jan. 14 vs. DET	1	0	0	0	2	0	0	0	4	-1	30:08
Jan. 16 at PIT	1	0	0	0	0	0	0	0	2	-2	29:21
Jan. 17 at MIN	1	0	0	0	0	0	0	0	0	0	25:19
Jan. 20 at NYR	1	0	0	0	0	0	0	0	5	-1	28:42
Jan. 21 at NYI	1	0	0	0	0	0	0	0	3	0	26:51
Jan. 27 at PHX	1	0	1	1	0	0	0	0	2	3	24:25
Jan. 28 vs. CHI	1	0	1	1	2	0	0	0	6	0	25:29
Jan. 31 at COL	1	0	0	0	2	0	0	0	2	0	28:02
Feb. 2 vs. BUF	1	1	0	1	2	0	0	0	5	1	27:39
Feb. 4 at MIN	1	0	0	0	2	0	0	0	3	-1	27:53
Feb. 5 at NSH	1	0	0	0	0	0	0	0	0	-2	27:10
Feb. 7 at CGY	1	0	0	0	0	0	0	0	4	1	27:19
Feb. 11 vs. CGY	1	0	1	1	2	0	0	0	3	0	27:27
Feb. 15 vs. ATL	1	0	0	0	4	0	0	0	1	-2	23:15
Feb. 18 vs. LA	1	0	1	1	0	0	0	0	3	1	32:32
Feb. 20 at DEJ	1	0	1	1	2	0	0	0	2	0	32:19
Feb. 21 at CBJ	1	1	0	1	2	1	0	0	1	1	31:05
Feb. 24 at BUF	1	0	0	0	0	0	0	0	3	2	29:21
Feb. 26 at BOS	1	0	0	0	0	0	0	0	2	-1	25:42
Feb. 28 at DAL	1	0	1	1	0	0	0	0	0	0	29:01
Mar. 3 at CHI	1	0	1	1	0	0	0	0	0	0	25:51
Mar. 6 vs. DAL	1	0	1	1	2	0	0	0	2	1	29:11
Mar. 8 vs. MIN	1	0	0	0	2	0	0	0	2	0	28:24
Mar. 11 vs. VAN	1	0	1	1	0	0	0	0	1	0	35:43
Mar. 15 vs. SJ	1	0	0	0	0	0	0	0	3	-1	30:28
Mar. 18 vs. NSH	1	0	2	2	0	0	0	0	3	0	27:03
Mar. 19 at PHX	1	0	0	0	2	0	0	0	4	1	28:56
Mar. 22 vs. PHX	1	0	3	3	0	0	0	0	2	-1	23:30
Mar. 24 at NSH	1	0	0	0	0	0	0	0	3	0	26:52
Mar. 25 at COL	1	0	0	0	0	0	0	0	1	2	19:09
Mar. 27 vs. EDM	1	0	1	1	0	0	0	0	8	-3	29:48
Mar. 29 vs. COL	1	0	0	0	2	0	0	0	1	1	22:05
Mar. 31 at EDM	1	1	0	1	0	1	0	0	3	1	26:06
Apr. 2 at VAN	1	0	0	0	2	0	0	0	1	-1	26:29
Apr. 4 at SJ	1	0	1	1	2	0	0	0	1	1	19:50
Apr. 5 vs. SJ	1	0	0	0	2	0	0	0	0	1	25:24
Apr. 10 vs. DAL	1	0	0	0	2	0	0	0	3	-1	27:02
Apr. 11 at PHX	1	0	0	0	0	0	0	0	2	0	25:51
Totals	82	11	37	48	88	4	0	2	196	0	2,209:11



9 BOBBY RYAN

Right Wing



Shoots: Right **Height:** 6-2 **Weight:** 208 **Age:** 22; turns 23 on March 17, 2010
Born: March 17, 1987; Cherry Hill, New Jersey **Hometown:** Cherry Hill, New Jersey
Drafted: By Anaheim in the first round (second overall) of the 2005 NHL Entry Draft

2008-09 Statistics

Home: 30, 13-11=24, +6
Road: 34, 18-15=23, +7
Total: 64, 31-26=57, +13

STATS	GP	G	A	Pts	PIM	PPG	SHG	GWG	Shots	Shot%
Season	64	31	26	57	33	12	0	3	174	17.8
Career	87	36	31	67	39	15	0	3	211	17.1

REAL TIME	TOI	TOI/Game	Faceoff W-L	FO Win %	Hits	Takeaways	Giveaways	Blocked Shots	+/-
	987:52	15:26	6-7	46.2	78	22	39	10	+13

Playoff Experience: In 2008, made his postseason debut with Anaheim... appeared in two contests in the Ducks' CQF series vs. DAL... went scoreless with two PIM.

2008-09 Regular Season: Appeared in his first full NHL season (played in 23 contests for Anaheim in 2007-08)... recalled from Iowa (AHL) on Nov. 15 and remained with the Ducks throughout the rest of the season... completed the season leading all NHL rookies in scoring, goals, points-per-game (.89), PPG (12), PPP (23) and shooting percentage (17.8%)... among league rookies, also ranked tied for fourth in assists and tied for third in PPA (11)... was the first West-Coast rookie (Pacific Time Zone) to lead the league in points since Luc Robitaille of the LA Kings in 1986-87 (45-39=87)... was also the first West-Coast rookie to lead the league in goals since Paul Kariya of Anaheim in the lockout-shortened 1994-95 season (18 goals)... collected 13 more points (Frolik with 44) and 10 more goals (Frolik & Stamkos with 21) than any other NHL rookie since his recall on Nov. 15... received NHL Rookie of the Month honors for January... established new club rookie records in goals (previously Penner, 29) and points (previously Penner, 45) and matched the Ducks rookie record in assists (also Beauchemin, 26)... became the first rookie in franchise history (and first in NHL in 2008-09) to record a 20-goal/20-assist season, reaching the 30/20 plateau... also led the entire Ducks roster in plus/minus... had 13 multiple-point games on the season (five multi-goal, three multi-assist)... finished his first NHL campaign with points in six of his last eight games (7-4=11), eight of 15 (8-6=14) and 14 of 24 (14-9=23)... had a five-game point streak, Mar. 27-Apr. 4 (6-4=10)... scored two goals on seven shots, his second goal (30th on the year) accounting for a new club rookie record for goals in a season, Apr. 4 @ SJ... matched a career high for points in a game with 2-1=3 in Anaheim's 6-5 shootout win, Apr. 2 @ VAN... scored two goals including the GWG on a career-high eight shots, Mar. 29 vs. COL... became the Ducks' all-time leading rookie scorer with his 46th point on the season (assist), Mar. 22 vs. PHX... collected 1-1=2 points, Mar. 18 vs. NSH... his second point matched the club rookie scoring record... collected two assists for his second multi-assist game of the season, Feb. 28 @ DAL... scored a goal and collected an assist (1-1=2), Feb. 15 vs. ATL... strung together a career high seven-game point streak (5-3=8) from Jan. 16-31, the longest by a rookie since Sam Gagner (EDM) had a nine-game streak from Feb. 4-24, 2008... the streak also included a five-game goal streak from Jan. 17-28 (5-1=6), a club rookie record... also had a 12-game ROAD point streak (9-9=18) from Dec. 19 to Jan. 31... was named the NHL's Rookie of the Month for January on Feb. 2... his 16 points (11-5=16) in January were seven more than any other rookie had in January (four players had nine points), while his 11 goals were five more than any other rookie (Kyle Okposo of NYI, six goals)... co-led the league in goal scoring for the month with 11 (tied with CGY's Cammalleri)... his 11 goals were the most by a rookie in one month since WSH's Ovechkin had 11 in March, 2006... also set a Ducks rookie record for goals in one month (previously seven, Kariya (March 1995) and Penner (March 2007)) and tied the rookie record for points in a month (Getzlaf, March 2006, 4-12=16)... had a four-game point streak, Jan. 2-8 (5-2=7)... collected his first career hat trick, Jan. 8 @ LA... became the first rookie in Ducks history to record a hat trick... his three goals in a 2:21 span were the fastest three goals scored by a Duck in club history (previously 12:18 by Selanne, 11/10/97 vs. SJ)... it marked the fastest three goals by a U.S.-born player in NHL history, the fastest by an NHL rookie since 1938 (Detroit's Carl Liscombe, vs. Chicago on 3/13/38, 1:52), and the third fastest overall by a rookie in league history (record held by Boston's Harry Oliver, vs. Chicago on 1/11/27, 1:25)... it was only the third natural hat trick by a Ducks player (last: Selanne, 11/26/99 at Dallas)... Ryan became the ninth different Duck to record a hat trick - which was the 27th overall in club history (historical research courtesy Elias Sports Bureau)... also logged a career high 23:46 TOI on Jan. 8... had 1-1=2 points, Jan. 2 vs. PHI... recorded a then-career high five-game point streak, Dec. 19-28 (2-6=8)... earned 1-1=2 points including the second GWG of his career (PPG), Dec. 28 @ STL... matched a career-high with 1-2=3 points, Dec. 22 @ VAN... scored the first GWG of his career and collected an assist (1-1=2), Dec. 7 vs. CBJ... collected a career-high 2-1=3 points, Nov. 20 vs. WSH... tied a club rookie record with two goals... made his Anaheim season debut, Nov. 16 vs. LA... prior to his recall, appeared in 14 games for Iowa, scoring 9-10=19 points with a +2 rating and 19 PIM... among AHL leaders, ranked tied for third in scoring, tied for fourth in goals, tied for 11th in assists, and tied for first in PPG (6).

Personal: Spends the offseason in Cherry Hill, New Jersey... likes to watch "Prison Break," "Rescue Me" and "One Tree Hill" when he has time to relax... started learning the guitar during junior hockey and has been playing ever since... has a Siberian Huskie named Blades... cites Lance Armstrong as his favorite athlete outside of hockey... enjoys "America's Best Dance Crew" on MTV... enjoys the HGTV channel and loves the show "Hidden Potential"... likes the 14oz. New York Steak at Cut in Beverly Hills and goes to the Market Broiler in Orange for the surf and turf... cites Kenny Chesney and Bon Jovi as the two best live concerts he's ever been to... lists Vancouver as his favorite NHL city.

Playoff Career Highs

Goals: None
Assists: None
Points: None
SOG: 1, two times (last: Apr. 12, 2008 vs. DAL, CQF Game 2)
PIM: 2, Apr. 12, 2008 vs. DAL, CQF Game 2
Plus/Minus: 0, two times (last: Apr. 12, 2008 @ DAL, CQF Game 2)

2008-09 Single Game Highs

***Goals:** 3, Jan. 8 @ LA
 ***Assists:** 2, three times (last: Mar. 27 vs. EDM)
 ***Points:** 3, four times (last: Apr. 2 @ VAN; 2-1=3)
 #**PIM:** 4, Mar. 22 vs. PHX
 ***TOI:** 23:46, Jan. 8 @ LA
 ***Shots:** 8, Mar. 29 vs. COL
 ***Plus/Minus:** +2, six times (last: Mar. 29 vs. COL)
 ***Goal Streak:** Five games, Jan. 17-28 (4-1=5)
 ***Assist Streak:** Five games, Dec. 19-28 (2-6=8)
 ***Point Streak:** Seven games, Jan. 16-31 (5-3=8)
Penalty Shots: None
 *career high; #ties career high

CAREER STATISTICS

Season	Team	League	GP	REGULAR SEASON					PLAYOFFS				
				G	A	Pts.	PIM	+/-	GP	G	A	Pts.	PIM
2003-04	Owen Sound	OHL	65	22	17	39	52	-	7	1	2	3	2
2004-05	Owen Sound	OHL	62	37	52	89	51	-	8	2	7	9	8
2005-06	Owen Sound	OHL	59	31	64	95	44	-	11	5	7	12	14
	Portland	AHL	-	-	-	-	-	-	19	1	7	8	22
2006-07	Owen Sound	OHL	63	43	59	102	63	-	4	1	1	2	2
	Portland	AHL	8	3	6	9	6	-	-	-	-	-	-
2007-08	ANAHEIM	NHL	23	5	5	10	6	-1	2	0	0	0	2
	Portland	AHL	48	21	28	49	38	-	-	-	-	-	-
2008-09	ANAHEIM	NHL	64	31	26	57	33	+13	-	-	-	-	-
	Iowa	AHL	14	9	10	19	19	+2	-	-	-	-	-
NHL Totals			87	36	31	67	39	+12	2	0	0	0	2

Game	GP	Goals	Assists	Points	PIM	PP	SH	GWG	Shots	+/-	TOI
Oct. 9 at SJ											
Oct. 12 vs. PHX											
Oct. 14 at LA											
Oct. 15 vs. EDM											
Oct. 17 vs. SJ											
Oct. 19 vs. CAR											
Oct. 21 at TOR											
Oct. 24 at OTT											
Oct. 25 at MTL											
Oct. 27 at CBJ											
Oct. 29 vs. DET											
Oct. 31 vs. VAN											
Nov. 2 vs. CGY											
Nov. 4 at LA											
Nov. 5 vs. STL											
Nov. 7 vs. DAL											
Nov. 9 vs. FLA											
Nov. 14 vs. NSH											
Nov. 16 vs. LA	1	0	0	0	0	0	0	0	2	1	16:44
Nov. 19 vs. WSH	1	2	1	3	2	0	0	0	5	2	16:16
Nov. 21 at STL	1	0	1	1	0	0	0	0	1	1	14:54
Nov. 22 at DAL	1	0	0	0	0	0	0	0	2	0	16:36
Nov. 24 vs. COL	1	0	0	0	0	0	0	0	3	1	14:06
Nov. 28 vs. CHI	1	0	1	1	0	0	0	0	1	1	15:08
Nov. 30 at CAR	1	0	1	1	0	0	0	0	0	2	12:40
Dec. 1 at DET	1	0	0	0	0	0	0	0	4	-2	12:27
Dec. 3 at CHI	1	0	0	0	0	0	0	0	1	0	8:25
Dec. 7 vs. CBJ	1	1	1	2	2	0	0	1	3	1	12:13
Dec. 10 vs. STL	1	0	1	1	0	0	0	0	4	1	10:39
Dec. 11 at SJ	1	0	0	0	0	0	0	0	1	0	15:07
Dec. 14 vs. MIN	1	1	0	1	0	0	0	0	2	1	13:50
Dec. 16 vs. NYR	1	0	0	0	0	0	0	0	1	0	9:22
Dec. 19 at EDM	1	0	1	1	2	0	0	0	1	0	11:47
Dec. 22 at VAN	1	1	2	3	0	1	0	0	1	1	15:08
Dec. 23 at CGY	1	0	1	1	0	0	0	0	1	-1	10:34
Dec. 27 at DAL	1	0	1	1	0	0	0	0	2	1	14:14
Dec. 28 at STL	1	1	1	2	2	1	0	1	5	1	17:59
Dec. 31 vs. CBJ	1	0	0	0	0	0	0	0	5	0	18:16
Jan. 2 vs. PHI	1	0	1	1	0	0	0	0	3	0	12:24
Jan. 4 vs. PHX	1	1	1	2	0	1	0	0	5	0	18:26
Jan. 6 vs. LA	1	1	0	1	0	1	0	0	6	0	18:30
Jan. 8 at LA	1	3	0	3	0	1	0	0	6	1	23:46
Jan. 9 vs. TB	1	0	0	0	0	0	0	0	3	-2	17:15
Jan. 11 vs. NJ	1	1	0	1	0	0	0	0	2	1	15:26
Jan. 14 vs. DET	1	0	0	0	0	0	0	0	3	0	19:38
Jan. 16 at PIT	1	0	1	1	0	0	0	0	0	0	16:19
Jan. 17 at MIN	1	1	0	1	4	0	0	0	3	1	13:18
Jan. 20 at NYR	1	1	0	1	0	1	0	0	2	-1	14:00
Jan. 21 at NYI	1	1	0	1	0	1	0	0	4	0	15:32
Jan. 27 at PHX	1	1	1	2	0	0	0	0	4	1	16:13
Jan. 28 vs. CHI	1	1	0	1	0	1	0	0	1	-1	13:54
Jan. 31 at COL	1	0	1	1	0	0	0	0	2	0	11:39
Feb. 2 vs. BUF	1	0	0	0	2	0	0	0	0	0	13:13
Feb. 4 at MIN	1	0	0	0	0	0	0	0	0	-1	15:35
Feb. 5 at NSH	1	0	0	0	0	0	0	0	2	-2	13:21
Feb. 7 at CGY	1	1	0	1	2	0	0	0	3	1	16:10
Feb. 11 vs. CGY	1	0	0	0	0	0	0	0	3	-1	15:08
Feb. 15 vs. ATL	1	1	1	2	0	0	0	0	5	-1	17:44
Feb. 18 vs. LA	1	0	0	0	2	0	0	0	4	-1	13:44
Feb. 20 at DET	1	1	0	1	0	0	0	0	2	0	12:11
Feb. 21 at CBJ	1	1	0	1	0	0	0	0	2	2	11:58
Feb. 24 at BUF	1	0	0	0	2	0	0	0	0	1	12:08
Feb. 26 at BOS	1	0	0	0	0	0	0	0	4	-1	18:13
Feb. 28 at DAL	1	0	2	2	2	0	0	0	3	2	16:12
Mar. 3 at CHI	1	1	0	1	0	0	0	0	3	0	15:45
Mar. 6 vs. DAL	1	1	0	1	0	0	0	0	1	0	18:53
Mar. 8 vs. MIN	1	0	0	0	0	0	0	0	4	1	17:40
Mar. 11 vs. VAN	1	0	0	0	0	0	0	0	3	2	15:13
Mar. 15 vs. SJ	1	0	0	0	0	0	0	0	3	0	17:14
Mar. 18 vs. NSH	1	1	1	2	0	1	0	0	5	0	19:16
Mar. 19 at PHX	1	0	0	0	0	0	0	0	2	0	20:17
Mar. 22 vs. PHX	1	0	1	1	4	0	0	0	1	-1	17:35
Mar. 24 at NSH	1	0	0	0	0	0	0	0	2	0	18:41
Mar. 25 at COL	1	0	0	0	0	0	0	0	2	0	13:13
Mar. 27 vs. EDM	1	0	2	2	2	0	0	0	2	0	18:49
Mar. 29 vs. COL	1	2	0	2	0	1	0	1	8	2	16:33
Mar. 31 at EDM	1	0	1	1	5	0	0	0	0	-1	12:05
Apr. 2 at VAN	1	2	1	3	0	0	0	0	3	1	19:08
Apr. 4 at SJ	1	2	0	2	0	1	0	0	7	1	16:20
Apr. 5 vs. SJ	1	0	0	0	0	0	0	0	2	0	16:44
Apr. 10 vs. DAL	1	0	0	0	0	0	0	0	5	-1	16:56
Apr. 11 at PHX	1	1	0	1	0	1	0	0	4	-1	19:08
Totals	64	31	26	57	33	12	0	3	174	13	987:52

9 Bobby Ryan



8 TEEMU SELANNE

Right Wing



Shoots: Right **Height:** 6-0 **Weight:** 204 **Age:** 38; turns 39 on July 3, 2009
Born: July 3, 1970; Helsinki, Finland **Hometown:** Coto de Caza, California
Acquired: Signed as a free agent, January 28, 2008
Drafted: By Winnipeg in the first round (10th overall) of the 1988 NHL Entry Draft

2008-09 Statistics

Home: 34, 14-17=31, -6
 Road: 31, 13-10=23, +3
Total: 65, 27-27=54, -3

STATS	GP	G	A	Pts	PIM	PPG	SHG	GWG	Shots	Shot%
Season	65	27	27	54	36	16	0	5	186	14.5
Career	1132	579	633	1212	505	206	7	92	3737	15.5
REAL TIME										
TOI	TOI/Game	Faceoff W-L	FO Win %	Hits	Takeaways	Giveaways	Blocked Shots	+/-		
1071:37	16:29	110-114	49.1	18	23	47	5	-3		

Playoff Experience: Won his first Stanley Cup with Anaheim in 2007...has made nine trips to the postseason: five with Anaheim, two with San Jose and one each with Winnipeg and Colorado...is the Ducks' all-time postseason scoring leader with 22-25=47 points in 58 Stanley Cup Playoff games...in 2008, appeared in all six of Anaheim's CQF games vs. DAL...scored a goal in Game 2 of the CQF, Apr. 12 vs. DAL...collected 1-1=2 points on eight shots, including the GWG in Game 5 of the CQF, Apr. 18 vs. DAL...in 2007, played in all 21 of the Ducks' postseason contests...tied for second in club history for most points in a single playoff season (5-10=15)...among league leaders, finished tied for second in OT goals, tied for fifth in GWG, tied for seventh in scoring, tied for sixth in assists and tied for third in PPA...had a four-game point streak (2-5=7), May 17-28...scored the game-winning OT goal, the second of his playoff career (also in Game 5 of the DSF, Apr. 27, 1993 w/WPG vs. VAN) and collected an assist in Game 5 of the WCF, May 20 @ DET...collected 1-2=3 points for his first three-point game of the postseason in Game 4 of the WCF, May 17 vs. DET...scored the GWG and recorded an assist in Game 1 of the CSF, Apr. 25 vs. VAN...collected an assist, breaking Paul Kariya's previous all-time Ducks record for postseason points with 16-14=30 points in Game 2 of the CQF, Apr. 13 vs. MIN in Game 2...scored a goal, tying the franchise record for most career postseason points (also Paul Kariya, 14-15=29), Apr. 11 vs. MIN...in 2006, appeared in his seventh Stanley Cup Playoffs, his third with Anaheim...led the Ducks in playoff scoring with 6-8=14 points in 16 games...tied for first on club in GWG (2)...both of his GWG goals were series-clinching goals...set then-playoff career highs in games played, assists and points...had a three-game point streak (1-3=4 points), May 23-27...scored the GWG in Game 4 of CSF, May 11 @ COL...tied a franchise playoff record with a seven-game point streak (4-5=9 points) from Game 2 of the CQF, Apr. 23 @ CGY through Game 1 of the CSF, May 5 vs. COL...scored the GWG in Game 7 of the CQF, May 3 @ CGY...in 2004 with Colorado, collected three assists in 10 games...in 2002 with San Jose, played in 12 playoff games, scoring 5-3=8 points...scored the GWG in Game 5 of the CSF, May 11 @ COL...in 2001, collected two

Playoff Single Game Career Highs

Goals: 3, Apr. 23, 1993 w/WPG vs. VAN, DSF* Game 3
Assists: 2, three times (last: May 17, 2007 w/ANA vs. DET, WCF Game 4)
Points: 3, five times (last: May 17, 2007 w/ANA vs. DET, WCF Game 4; 1-2=3)
SOG: 8, two times (last: Apr. 18, 2008 w/ANA vs. DAL, CQF Game 5)
PIM: 4, two times (last: Apr. 17, 2008 w/ANA @ DAL, CQF Game 4)
Plus/Minus: +2, six times (last: Apr. 25, 2007 w/ANA vs. VAN, CSF Game 1)
 *Division Semifinal

2008-09 Single Game Highs

Goals: 3, Oct. 29 vs. DET
Assists: 3, Nov. 14 vs. NSH
Points: 4, Oct. 31 vs. VAN (2-2=4)
PIM: 10, Apr. 5 vs. SJ
TOI: 21:43, Oct. 19 vs. CAR
Shots: 8, Dec. 10 vs. STL
Plus/Minus: +2, two times (last: Feb. 28 @ DAL)
Goal Streak: Four games, Oct. 25-31 (7-2=9)
Assist Streak: Three games, two times (last: Apr. 5-11 (1-3=4))
Point Streak: Nine games, Oct. 24 - Nov. 7 (8-6=14)
Penalty Shots: None
 *career high; #ties career high

CAREER STATISTICS

Season	Team	League	REGULAR SEASON							PLAYOFFS				
			GP	G	A	Pts.	PIM	+/-	GP	G	A	Pts.	PIM	
1991-92	Jokerit	Finland	44	39	23	62	20	-	10	10	7	17	18	
1992-93	WINNIPEG	NHL	84	76	56	132	45	+8	6	4	2	6	2	
1993-94	WINNIPEG	NHL	51	25	29	54	22	-23	-	-	-	-	-	
1994-95	Jokerit	Finland	20	7	12	19	6	-	-	-	-	-	-	
1995-96	WINNIPEG	NHL	45	22	26	48	2	+1	-	-	-	-	-	
	WINNIPEG	NHL	51	24	48	72	18	+3	-	-	-	-	-	
1996-97	ANAHEIM	NHL	28	16	20	36	4	+2	-	-	-	-	-	
1996-97	ANAHEIM	NHL	78	51	58	109	34	+28	11	7	3	10	4	
1997-98	ANAHEIM	NHL	73	52	34	86	30	+12	-	-	-	-	-	
1998-99	ANAHEIM	NHL	75	47	60	107	30	+18	4	2	2	4	2	
1999-2000	ANAHEIM	NHL	79	33	52	85	12	+6	-	-	-	-	-	
2000-2001	ANAHEIM	NHL	61	26	33	59	36	-8	-	-	-	-	-	
2001-2002	SAN JOSE	NHL	12	7	6	13	0	+1	6	0	2	2	2	
	SAN JOSE	NHL	82	29	25	54	40	-11	12	5	3	8	2	
	Finland	Olympics	4	3	0	3	2	-	-	-	-	-	-	
2002-2003	SAN JOSE	NHL	82	28	36	64	30	-6	-	-	-	-	-	
2003-2004	COLORADO	NHL	78	16	16	32	32	+2	10	0	3	3	2	
2005-06	ANAHEIM	NHL	80	40	50	90	44	+28	16	6	8	14	6	
2006-07	ANAHEIM	NHL	82	48	46	94	82	+26	21	5	10	15	10	
2007-08	ANAHEIM	NHL	26	12	11	23	8	+5	6	2	2	4	6	
2008-09	ANAHEIM	NHL	65	27	27	54	36	-3	-	-	-	-	-	
NHL Totals			1132	579	633	1212	505	+89	92	31	35	66	36	
Anaheim Totals			647	352	391	743	316	+114	58	22	25	47	28	



TEEMU SELANNE

(CONT'D)

assists in six games with San Jose...with Anaheim in 1999, collected 2-2=4 points in four games...in 1997 with Anaheim, scored 7-3=10 points in 11 games...scored the franchise's first postseason goal in Game 1 of the CQF, Apr. 16 vs. PHX (PPG at 8:57 of the first period), and added the GWG in that game...made his Stanley Cup Playoff debut in 1993 with Winnipeg, scoring 4-2=6 points in six games...collected his first playoff hat trick on Apr. 23 vs. VAN, including his first career playoff goal...it was the first hat trick in Jets' NHL playoff history.

2008-09 Regular Season: Appeared in his 17th NHL season, his 10th with Anaheim...became the club's all-time leader in assists (Nov. 7 vs. DAL) and games played (Jan. 31 @ COL)...ranked fifth in the NHL and led the club in PPG...finished the season ranked 41st on the NHL's all-time scoring list, 18th all-time in goals and tied for 64th all-time in assists...completed the season on a seven-game point streak (4-5=9), which equaled the longest active streak in the league to end the season (also MIN's Gaborik)...earned points in 10 of his last 11 games (5-7=12), 13 of his last 17 (7-8=15) and 18 of 25 (12-11=23)...recorded 10 multiple-point games on the season (five multi-goal, five multi-assist)...in the final game of the regular season, earned 1-1=2 points, Apr. 11 @ PHX...his assist moved him into a share of 64th place on the NHL's all-time assists list (also Theo Fleury, 633) and his two points moved him into sole possession of 41st on the all-time scoring list, passing Bobby Clarke...collected an assist, tying Bobby Clarke for 41st on the all-time points list (1210), Apr. 5 vs. SJ...moved into the sole spot of 11th place on the NHL's all-time PPG list with a special teams marker, Apr. 2 @ VAN...scored the ninth OT goal and 1,200th point of his career, Mar. 18 vs. NSH...became the 45th player in NHL history to reach the 1,200-point milestone and the sixth born outside of North America to reach the mark...the OT goal also accounted for his 574th career goal, giving him sole possession of 18th place on the NHL's all-time goals list behind fellow Finn Jari Kurri (601)...scored a goal, moving him into a share of 18th place on the all-time goals list with Mike Bossy (573), Mar. 11 vs. VAN...collected 2-1=3 points for his third, three-



TEEMU SELANNE

(CONT'D)



or-more point game of the season, Feb. 15 vs. ATL...earned two assists (0-2=2), Feb. 2 vs. BUF...became the Ducks' leader in all-time games played, appearing in his 617th game in an Anaheim uniform, Jan. 31 @ COL...surpassed former teammate Steve Rucchin at 616 games with the Ducks...also scored the GWG in the game...returned to the lineup on Jan. 28 vs. CHI after missing 17 games with a lacerated left quadriceps...earned two assists (0-2=2) on a season-high eight shots, Dec. 10 vs. STL...notched two PPG, Nov. 24 vs. COL...earned three assists (0-3=3) in his 600th game as an Anaheim Duck, Nov. 14 vs. NSH...collected an assist, becoming the all-time franchise leader in the category (370), Nov. 7 vs. DAL...posted a nine-game point streak (8-6=14), Oct. 24-Nov. 7, his longest personal streak since Dec. 31-Feb. 4, 2005 (8-13=21 points in 14 games)...was named a co-recipient of the NHL's First Star of the Week for Oct. 27-Nov. 2 along with teammates Ryan Getzlaf and Corey Perry, earning 6-3=9 points in four games...collected his 700th point as a Duck as part of a season-high four-point night (2-2=4), Oct. 31 vs. VAN...recorded his 21st career hat trick (12th with ANA), Oct. 29 vs. DET...all three goals were PPG, tying the club record for PPG by one player in a single game (also Kariya, Mar. 29, 2001 @ SJ)...continues to pace all active NHL players in hat tricks and are the second most all-time among European-born players (Jari Kurri, 23)...had a season-high four-game goal streak (7-2=9), Oct. 25-31...scored the GWG, Oct. 27 @ CBJ...scored his first goal of the season, Oct. 14 @ LA.

Personal: Teemu and his wife Sirpa have three sons, Eemil, Eetu and Leevi, and one daughter, Veera Johanna...welcomed the Stanley Cup to his native Finland in August 2007...has a twin brother, Paavo...other brother's name is Panu...named the First Godfather to the Children's Hospital in Finland...is supportive of children's charities, including visits to the Children's Hospital of Orange County...spends his summers near Helsinki, Finland with his family...loves kids and was a kindergarten teacher in Finland for three years...served in the Finnish Army...his childhood idols were Guy Lafleur, Jari Kurri and Wayne Gretzky...a big fan of auto racing and car collecting...lists a Ferrari Enzo as his favorite automobile.



8 Temu Selanne

Game	GP	Goals	Assists	Points	PIM	PP	SH	GWG	Shots	+/-	TOI
Oct. 9 at SJ	1	0	0	0	2	0	0	0	6	0	15:19
Oct. 12 vs. PHX	1	0	0	0	0	0	0	0	2	-1	18:08
Oct. 14 at LA	1	1	0	1	0	0	0	0	3	-1	18:52
Oct. 15 vs. EDM	1	0	0	0	0	0	0	0	1	0	18:02
Oct. 17 vs. SJ	1	0	0	0	0	0	0	0	2	0	13:50
Oct. 19 vs. CAR	1	0	0	0	0	0	0	0	5	-2	21:43
Oct. 21 at TOR	1	0	0	0	0	0	0	0	4	0	17:40
Oct. 24 at OTT	1	0	1	1	0	0	0	0	2	2	16:28
Oct. 25 at MTL	1	1	0	1	0	1	0	0	1	-1	13:21
Oct. 27 at CBJ	1	1	0	1	0	1	0	1	1	-1	14:40
Oct. 29 vs. DET	1	3	0	3	4	3	0	0	4	0	20:23
Oct. 31 vs. VAN	1	2	2	4	2	2	0	0	5	0	21:38
Nov. 2 vs. CGY	1	0	1	1	0	0	0	0	3	0	13:01
Nov. 4 at LA	1	0	1	1	2	0	0	0	5	1	16:44
Nov. 5 vs. STL	1	1	0	1	0	1	0	0	2	-1	11:34
Nov. 7 vs. DAL	1	0	1	1	0	0	0	0	3	-1	13:58
Nov. 9 vs. FLA	1	0	0	0	0	0	0	0	3	0	20:01
Nov. 14 vs. NSH	1	0	3	3	0	0	0	0	3	1	18:25
Nov. 16 vs. LA	1	0	0	0	0	0	0	0	6	1	15:32
Nov. 19 vs. WSH	1	1	0	1	0	1	0	0	4	-1	20:40
Nov. 21 at STL	1	0	0	0	0	0	0	0	6	0	21:06
Nov. 22 at DAL	1	0	1	1	0	0	0	0	3	0	17:00
Nov. 24 vs. COL	1	2	0	2	0	2	0	0	3	0	13:48
Nov. 28 vs. CHI	1	0	0	0	0	0	0	0	2	0	19:26
Nov. 30 at CAR	1	1	0	1	0	1	0	1	3	-1	15:58
Dec. 1 at DET	1	0	1	1	0	0	0	0	1	0	14:43
Dec. 3 at CHI	1	1	0	1	0	1	0	0	5	-1	16:31
Dec. 7 vs. CBJ	1	0	0	0	0	0	0	0	4	0	16:31
Dec. 10 vs. STL	1	0	2	2	0	0	0	0	8	1	17:12
Dec. 11 at SJ	1	0	0	0	2	0	0	0	1	-1	19:05
Dec. 14 vs. MIN	1	0	0	0	0	0	0	0	2	0	14:21
Dec. 16 vs. NYR	1	0	0	0	0	0	0	0	1	0	19:37
Dec. 19 at EDM	1	0	0	0	0	0	0	0	0	0	0:14
Dec. 22 at VAN											Injured-Left Quadriceps Laceration
Dec. 23 at CGY											Injured-Left Quadriceps Laceration
Dec. 27 at DAL											Injured-Left Quadriceps Laceration
Dec. 28 at STL											Injured-Left Quadriceps Laceration
Dec. 31 vs. CBJ											Injured-Left Quadriceps Laceration
Jan. 2 vs. PHI											Injured-Left Quadriceps Laceration
Jan. 4 vs. PHX											Injured-Left Quadriceps Laceration
Jan. 6 vs. LA											Injured-Left Quadriceps Laceration
Jan. 8 at LA											Injured-Left Quadriceps Laceration
Jan. 9 vs. TB											Injured-Left Quadriceps Laceration
Jan. 11 vs. NJ											Injured-Left Quadriceps Laceration
Jan. 14 vs. DET											Injured-Left Quadriceps Laceration
Jan. 16 at PIT											Injured-Left Quadriceps Laceration
Jan. 17 at MIN											Injured-Left Quadriceps Laceration
Jan. 20 at NYR											Injured-Left Quadriceps Laceration
Jan. 21 at NYI											Injured-Left Quadriceps Laceration
Jan. 27 at PHX											Injured-Left Quadriceps Laceration
Jan. 28 vs. CHI	1	0	0	0	0	0	0	0	1	-2	17:41
Jan. 31 at COL	1	1	0	1	0	0	0	1	2	1	13:57
Feb. 2 vs. BUF	1	0	2	2	0	0	0	0	2	-2	15:49
Feb. 4 at MIN	1	0	0	0	0	0	0	0	2	-1	16:40
Feb. 5 at NSH	1	0	1	1	0	0	0	0	3	0	15:05
Feb. 7 at CGY	1	0	0	0	0	0	0	0	4	1	16:09
Feb. 11 vs. CGY	1	0	0	0	0	0	0	0	2	0	14:31
Feb. 15 vs. ATL	1	2	1	3	2	0	0	0	5	1	15:55
Feb. 18 vs. LA	1	1	0	1	2	1	0	0	1	0	17:54
Feb. 20 at DET	1	0	2	2	0	0	0	0	4	0	18:20
Feb. 21 at CBJ	1	0	0	0	0	0	0	0	2	1	14:16
Feb. 24 at BUF	1	1	0	1	0	0	0	0	4	1	14:55
Feb. 26 at BOS	1	0	0	0	0	0	0	0	0	0	18:12
Feb. 28 at DAL	1	1	0	1	2	0	0	1	3	2	14:45
Mar. 3 at CHI	1	0	0	0	0	0	0	0	1	0	16:15
Mar. 6 vs. DAL	1	0	1	1	2	0	0	0	1	0	18:16
Mar. 8 vs. MIN	1	0	0	0	0	0	0	0	2	0	18:32
Mar. 11 vs. VAN	1	1	0	1	2	0	0	0	3	1	16:33
Mar. 15 vs. SJ	1	0	0	0	0	0	0	0	5	0	17:02
Mar. 18 vs. NSH	1	1	0	1	0	1	0	1	4	0	17:55
Mar. 19 at PHX	1	0	0	0	0	0	0	0	3	-1	15:08
Mar. 22 vs. PHX	1	0	1	1	0	0	0	0	0	0	13:15
Mar. 24 at NSH	1	0	1	1	0	0	0	0	2	1	17:51
Mar. 25 at COL	1	1	0	1	0	0	0	0	1	0	14:21
Mar. 27 vs. EDM	1	0	0	0	2	0	0	0	6	-2	20:06
Mar. 29 vs. COL	1	0	1	1	0	0	0	0	3	1	17:09
Mar. 31 at EDM	1	0	1	1	0	0	0	0	4	-1	14:43
Apr. 2 at VAN	1	2	0	2	2	1	0	0	2	0	16:27
Apr. 4 at SJ	1	1	0	1	0	0	0	0	2	1	15:24
Apr. 5 vs. SJ	1	0	1	1	10	0	0	0	1	-1	14:57
Apr. 10 vs. DAL	1	0	1	1	0	0	0	0	4	1	19:16
Apr. 11 at PHX	1	1	1	2	0	0	0	0	3	1	18:47
Totals	65	27	27	54	36	16	0	5	186	-3	1,071:37



19 RYAN WHITNEY

Defenseman



Shoots: Right **Height:** 6-4 **Weight:** 215 **Age:** 26; turns 27 on Feb. 19, 2010
Born: Feb. 19, 1983; Boston, Massachusetts **Hometown:** Scituate, Massachusetts
Acquired: From Pittsburgh in exchange for Chris Kunitz and Eric Tangradi, Feb. 26, 2009
Drafted: Selected by Pittsburgh in the first round (fifth overall) of the 2002 NHL Entry Draft

2008-09 Statistics

Home: 23, 2-7=9, +3
Road: 25, 1-14=15, +6
Total: 48, 3-21=24, +9

STATS	GP	G	A	Pts	PIM	PPG	SHG	GWG	Shots	Shot%
Season	48	2	21	23	28	1	0	0	71	2.8
Career	273	34	126	160	235	19	1	4	432	7.9
REAL TIME										
TOI	TOI/Game	Faceoff W-L	FO Win %	Hits	Takeaways	Giveaways	Blocked Shots	+/-		
1145:33	23:51	0-0	0.0	37	11	27	69	-14		

Playoff Experience: Has appeared in the Stanley Cup Playoffs in the last two seasons with Pittsburgh...in 2008, helped lead the Penguins to Game 6 of the SCF vs. DET...appeared in all 20 playoff games, collecting 1-5=6 points with 25 PIM...was tied for the team lead with a +8 rating...was plus-or-even in 16 of 20 games...logged a game- and career-high 50:46 TOI with a +2 rating in a 4-3 triple-overtime win in Game 5 of the SCF, June 2 @ DET...recorded a playoff career-high four shots on net in Game 1 of the SCF, May 24 @ PIT...scored his second career playoff goal on the power play in a 4-1 win in Game 3 of the ECF, May 13 @ PHI...tied his playoff career high with a pair of two-game point streaks from May 4-9 (0-2=2) and Apr. 25-27 (0-2=2)...had an assist along with setting postseason career highs in plus/minus (+3) and PIM (7) in Game 1 of the CQF, Apr. 9 vs. OTT...in 2007, made his Stanley Cup Playoffs debut with Pittsburgh in the CQF vs. OTT...appeared in all five games as Pittsburgh was eliminated by the eventual Eastern Conference champions...opened his NHL postseason career with a two-game point streak (1-1=2), Apr. 11-14...scored his first postseason goal on the power play in Game 2 of the CQF, Apr. 14 @ OTT.

2008-09 Regular Season: Appeared in his fourth NHL season, split between Pittsburgh and Anaheim...concluded the regular season with points in four of seven games (0-5=5) and six of 11 (0-7=7)...in his final 17 games of 2008-09, collected 0-10=10 points from Mar. 6-Apr. 11...earned 0-4=4 points during a three-game point streak from Mar. 29-Apr. 2, his first point streak with Anaheim...recorded his first multiple-point game as Duck with two assists in a 4-3 overtime victory, Mar. 11 vs. VAN...earned his first point as a Duck (assist) with a season-high +2 rating in his Ducks home debut, Mar. 6 vs. DAL...made his Anaheim debut, logging 24:19 TOI (second on team) with three blocked shots, Feb. 26 @ BOS...was acquired from Pittsburgh in exchange for left wings Chris Kunitz and Eric Tangradi, Feb. 26...appeared in 28 games for the Penguins, scoring 2-11=13 points with 16 PIM...at the time of the trade, led Pittsburgh with 24:34 TOI...also averaged a team-leading 5:39 TOI on the power play...had 1-1=2 points over his last four games with the Penguins, including his 150th career point (assist), Feb. 19 vs. MTL...scored his second goal of the season on the power play in his 250th career NHL game, Feb. 16 @ NYI...served as Pittsburgh's alternate captain for the month of January...logged a season-high 30:30 TOI, Jan. 20 vs. CAR...collected points in six of seven games (1-6=7) from Jan. 14-31...sparked the tear with his first goal of the season, Jan. 14 vs. WSH...recorded his first multi-point game of the season, posting two power-play assists, Jan. 6 vs. ATL...set a season high with four shots on net, Jan. 5 @ NYR...was handed a season-high four PIM, Dec. 26 @ NJ...missed the first 33 games of the season with a foot injury before making his 2008-09 debut on Dec. 23 vs. TB.

Personal: Graduated from Thayer Academy in 2001 (Braintree, MA)...attended Boston University from 2001-04, majoring in sociology...favorite player growing up was Ray Bourque...plays tennis and golf during the summer...lists Tiger Woods as his favorite athlete outside of hockey...is a fan of his hometown Boston teams, the MLB Red Sox and NFL Patriots...says baseball is his favorite sport other than hockey...lists Toronto's Air Canada Centre as his favorite road arena and Boston as his favorite city on the road...enjoys "Rescue Me," "Nip/Tuck" and "The Shield" on FX...his favorite restaurant is P.F. Chang's China Bistro, often ordering their sweet and sour chicken and chicken lettuce wraps.

Playoff Career Highs

Goals: 1, two times (last: May 13, 2008 w/PIT @ PHI, ECF Game 3)
Assists: 1, six times (last: May 9, 2008 w/PIT vs. PHI, ECF Game 1)
Points: 1, eight times (last: May 13, 2008 w/PIT @ PHI, ECF Game 3; 1-0=1)
SOG: 4, May 24, 2008 w/PIT @ DET, SCF Game 1
PIM: 7, Apr. 9, 2008 w/PIT vs. OTT, CQF Game 1
Plus/Minus: +3, Apr. 9, 2008 w/PIT vs. OTT, CQF Game 1

2008-09 Single Game Highs

Goals: 1, two times (last: Feb. 16 w/PIT @ NYI)
Assists: 2, four times (last: Apr. 2 @ VAN)
Points: 2, four times (last: Apr. 2 @ VAN)
PIM: 4, two times (last: Apr. 11 @ PHX)
TOI: 30:30, Jan. 20 w/PIT @ CAR
Shots: 4, two times (last: Apr. 10 vs. DAL)
Plus/Minus: +2, Mar. 6 vs. DAL
Goal Streak: None
Assist Streak: Three games, two times (last: Mar. 29-Apr. 2; 0-4=4)
Point Streak: Three games, three times (last: Mar. 29-Apr. 2; 0-4=4)
Penalty Shots: None
 *career high; # ties career high

CAREER STATISTICS

Season	Team	League	REGULAR SEASON							PLAYOFFS				
			GP	G	A	Pts.	PIM	+/-	GP	G	A	Pts.	PIM	
2001-02	Boston University	NCAA	35	4	17	21	46	-	-	-	-	-	-	-
2002-03	Boston University	NCAA	34	3	10	13	48	-	-	-	-	-	-	-
2003-04	Boston University	NCAA	38	9	16	25	56	-	-	-	-	-	-	-
	Wilkes-Barre	AHL	-	-	-	-	-	-	20	1	9	10	6	
2004-05	Wilkes-Barre	AHL	80	6	35	41	101	-12	11	2	7	9	12	
2005-06	PITTSBURGH	NHL	68	6	32	38	85	-7	-	-	-	-	-	
	Wilkes-Barre	AHL	9	5	9	14	6	+7	11	1	4	5	8	
2006-07	PITTSBURGH	NHL	81	14	45	59	77	+9	5	1	1	2	6	
2007-08	PITTSBURGH	NHL	76	12	28	40	45	-2	20	1	5	6	25	
2008-09	PITTSBURGH	NHL	28	2	11	13	16	-15	-	-	-	-	-	
	ANAHEIM	NHL	20	0	10	10	12	+1	-	-	-	-	-	
NHL Totals			273	34	126	160	235	-14	25	2	6	8	31	
Anaheim Totals			20	0	10	10	12	+1	-	-	-	-	-	

19 Ryan Whitney

Game	GP	Goals	Assists	Points	PIM	PP	SH	GWG	Shots	+/-	TOI
Oct. 4 at OTT						Injured-Foot					
Oct. 5 vs. OTT						Injured-Foot					
Oct. 11 vs. NJ						Injured-Foot					
Oct. 14 vs. PHI						Injured-Foot					
Oct. 16 vs. WSH						Injured-Foot					
Oct. 18 vs. TOR						Injured-Foot					
Oct. 20 at BOS						Injured-Foot					
Oct. 23 vs. CAR						Injured-Foot					
Oct. 25 at NYR						Injured-Foot					
Oct. 28 at SJ						Injured-Foot					
Oct. 30 at PHX						Injured-Foot					
Nov. 1 at STL						Injured-Foot					
Nov. 6 vs. EDM						Injured-Foot					
Nov. 8 at NYI						Injured-Foot					
Nov. 11 at DET						Injured-Foot					
Nov. 13 vs. PHI						Injured-Foot					
Nov. 15 vs. BUF						Injured-Foot					
Nov. 18 vs. MIN						Injured-Foot					
Nov. 20 at ATL						Injured-Foot					
Nov. 22 vs. VAN						Injured-Foot					
Nov. 26 at NYI						Injured-Foot					
Nov. 28 at BUF						Injured-Foot					
Nov. 29 vs. NJ						Injured-Foot					
Dec. 3 at NYR						Injured-Foot					
Dec. 4 at CAR						Injured-Foot					
Dec. 6 at OTT						Injured-Foot					
Dec. 8 vs. BUF						Injured-Foot					
Dec. 10 at NJ						Injured-Foot					
Dec. 11 vs. NYI						Injured-Foot					
Dec. 13 at PHI						Injured-Foot					
Dec. 18 at ATL						Injured-Foot					
Dec. 20 vs. TOR						Injured-Foot					
Dec. 22 at BUF						Injured-Foot					
Dec. 23 vs. TB	1	0	0	0	0	0	0	0	0	0	23:16
Dec. 26 at NJ	1	0	0	0	4	0	0	0	0	0	22:06
Dec. 27 vs. MTL	1	0	1	1	0	0	0	0	2	0	26:37
Dec. 30 vs. BOS	1	0	0	0	0	0	0	0	3	-2	21:27
Jan. 1 at BOS	1	0	0	0	0	0	0	0	2	-1	30:07
Jan. 3 vs. FLA	1	0	0	0	0	0	0	0	2	-2	26:01
Jan. 5 at NYR	1	0	0	0	0	0	0	0	4	-1	26:57
Jan. 6 vs. ATL	1	0	2	2	2	0	0	0	2	1	22:03
Jan. 8 at NSH	1	0	0	0	0	0	0	0	1	-3	22:02
Jan. 10 at COL	1	0	0	0	0	0	0	0	2	-1	27:10
Jan. 13 at PHI	1	0	0	0	0	0	0	0	0	1	22:38
Jan. 14 vs. WSH	1	1	0	1	0	0	0	0	3	-1	28:45
Jan. 16 vs. ANA	1	0	1	1	0	0	0	0	1	1	29:39
Jan. 18 vs. NYR	1	0	1	1	0	0	0	0	0	1	26:50
Jan. 20 vs. CAR	1	0	0	0	0	0	0	0	3	-1	30:30
Jan. 28 vs. NYR	1	0	2	2	2	0	0	0	1	0	25:01
Jan. 30 at NJ	1	0	1	1	0	0	0	0	1	-1	26:35
Jan. 31 at TOR	1	0	1	1	2	0	0	0	1	1	20:42
Feb. 3 at MTL	1	0	0	0	0	0	0	0	2	-4	24:15
Feb. 4 vs. TB	1	0	0	0	2	0	0	0	2	1	31:07
Feb. 6 vs. CBJ	1	0	1	1	0	0	0	0	0	1	20:21
Feb. 8 vs. DET	1	0	0	0	0	0	0	0	0	-2	25:19
Feb. 11 vs. SJ	1	0	0	0	0	0	0	0	2	0	19:20
Feb. 14 at TOR	1	0	0	0	2	0	0	0	3	-1	23:22
Feb. 16 at NYI	1	1	0	1	0	1	0	0	2	-2	23:24
Feb. 19 at MTL	1	0	1	1	0	0	0	0	0	1	19:38
Feb. 21 at PHI	1	0	0	0	0	0	0	0	2	1	20:22
Feb. 22 at WSH	1	0	0	0	2	0	0	0	1	-2	22:21
Feb. 24 at BUF						Healthy Scratch					
Feb. 26						Acquired by Anaheim					
Feb. 26 at BOS	1	0	0	0	0	0	0	0	1	0	24:19
Feb. 28 at DAL	1	0	0	0	0	0	0	0	0	1	20:34
Mar. 3 at CHI	1	0	0	0	0	0	0	0	0	0	20:38
Mar. 6 vs. DAL	1	0	1	1	0	0	0	0	3	2	21:50
Mar. 8 vs. MIN	1	0	0	0	0	0	0	0	0	0	21:17
Mar. 11 vs. VAN	1	0	2	2	0	0	0	0	2	0	23:44
Mar. 15 vs. SJ	1	0	0	0	0	0	0	0	2	-1	23:42
Mar. 18 vs. NSH	1	0	0	0	2	0	0	0	1	1	22:31
Mar. 19 at PHX	1	0	0	0	2	0	0	0	2	0	24:40
Mar. 22 vs. PHX	1	0	1	1	0	0	0	0	1	-1	20:58
Mar. 24 at NSH	1	0	0	0	2	0	0	0	0	0	25:08
Mar. 25 at COL	1	0	1	1	0	0	0	0	1	1	23:05
Mar. 27 vs. EDM	1	0	0	0	0	0	0	0	3	-2	22:40
Mar. 29 vs. COL	1	0	1	1	0	0	0	0	2	1	22:42
Mar. 31 at EDM	1	0	1	1	0	0	0	0	1	0	25:31
Apr. 2 at VAN	1	0	2	2	0	0	0	0	3	0	23:10
Apr. 4 at SJ	1	0	0	0	2	0	0	0	0	1	20:25
Apr. 5 vs. SJ	1	0	0	0	0	0	0	0	3	0	24:14
Apr. 10 vs. DAL	1	0	0	0	0	0	0	0	4	-2	22:55
Apr. 11 at PHX	1	0	1	1	4	0	0	0	0	0	23:35
Totals	48	2	21	23	28	1	0	0	71	-14	1,145:33



34 JAMES WISNIEWSKI

Defenseman



Shoots: Right **Height:** 6-0 **Weight:** 207 **Age:** 25; turns 26 on Feb. 21, 2010
Born: Feb. 21, 1984; Canton, Michigan **Hometown:** Canton, Michigan
Acquired: By Anaheim with Petri Kontiola from Chicago in exchange for Samuel Pahlsson, Logan Stephenson and a conditional fourth-round selection in the 2009 NHL Entry Draft
Drafted: By Chicago in the fifth round (156th overall) of the 2002 NHL Entry Draft

2008-09 Statistics

Home: 23, 2-7=9, +3
 Road: 25, 1-14=15, +6
Total: 48, 3-21=24, +9

STATS	GP	G	A	Pts	PIM	PPG	SHG	GWG	Shots	Shot%
Season	48	3	21	24	30	1	0	0	89	3.4
Career	185	14	53	67	208	2	1	0	251	5.6

REAL TIME									
TOI	TOI/Game	Faceoff W-L	FO Win %	Hits	Takeaways	Giveaways	Blocked Shots	+/-	
953:03	19:51	0-0	0.0	90	14	25	60	+9	

Playoff Experience: Has never appeared in the Stanley Cup Playoffs.

2008-09 Regular Season: Appeared in his fourth NHL season, his first with Anaheim...has registered a plus-or-even rating in each of his four NHL seasons (+24 on his career)...acquired by Anaheim at the trade deadline (Mar. 4) from Chicago with Petri Kontiola in exchange for Samuel Pahlsson, Logan Stephenson and a conditional fourth-round pick in the 2009 NHL Entry Draft... following his acquisition, Anaheim went 11-5-1 with Wisniewski on the roster...also ranked second among team defensemen in points after being traded to Anaheim...had four multiple-point games (all multi-assists)...finished the season ranked third on the Ducks in plus/minus...appeared in 17 games for Anaheim, earning 1-10=11 points with 16 PIM...finished the season with points in two straight games (0-3=3), Apr. 10-11...collected eight assists (0-8=8) in his last nine games and 10 assists (0-10=10) in the last 13...collected two assists with a game-high six hits for his fourth multiple-point game of the season, Apr. 11 @ PHX...logged 24:46 TOI, Apr. 2 @ VAN, his highest total with Anaheim...posted a two-game point streak (0-2=2), Mar. 29-31...matched a single-game career high for points and assists (0-3=3), Mar. 25 @ COL...registered a +2 rating...it was his second three-assist game (last: 12/16/08 w/CHI @ EDM) and third three-point game of his career...earned a PPA on Andrew Ebbett's goal with a season-high +3 rating, Mar. 22 vs. PHX...scored the Ducks' opening goal of the game in his Anaheim debut, Mar. 6 vs. DAL...in 31 games with Chicago, scored 2-11=13 points with a +6 rating and 14 PIM...put together a two-game point streak, Feb. 19-21 (1-2=3)...scored a PPG, Feb. 21 @ DAL...earned two assists for his second multiple-point game of the season, Feb. 19 @ FLA...was +2 on the night...registered one assist, Feb. 3 @ EDM...logged a career high 28:23 TOI, Jan. 16 vs. NYR...scored a goal, his first of the season which also accounted for his 50th NHL point, Jan. 14 vs. BUF...had a career-high three assists (0-3=3) in his season debut, Dec. 16 @ EDM...missed the first 28 games of the season with a knee injury.

2008-09 Single Game Highs

#Goals: 1, three times (last: Mar. 6 w/ANA vs. DAL)
***Assists:** 3, two times (last: Mar. 25 w/ANA @ COL)
#Points: 3, two times (last: Mar. 25 w/ANA @ COL)
PIM: 2, 15 times (last: Apr. 5 w/ANA vs. SJ)
***TOI:** 28:23, Jan. 16 w/CHI vs. NYR
#Shots: 6, Jan. 16 w/CHI vs. NYR
Plus/Minus: +2, five times (last: Apr. 11 w/ANA @ PHX)
Goal Streak: None
Assist Streak: Two games, two times (last: Apr. 10-11; 0-3=3)
Point Streak: Two games, three times (last: Apr. 10-11; 0-3=3)
Penalty Shots: None
 *career high; # ties career high

Personal: Played two years of college hockey at Eastern Michigan University in Ypsilanti, Michigan...is one of four children having two older sisters and one younger sister...enjoys cooking, but mostly on the grill...his uncle, Billy Dea was a player (Detroit, Pittsburgh, Chicago and NY Rangers), coach (Detroit) and scout in the NHL with a career spanning 50 years...donates his time to the USO of Illinois...lists Cristiano Ronaldo of Manchester United as his favorite athlete outside the sport of hockey...enjoys watching the History Channel when he has time for television...appeared for Team USA on multiple occasions, winning the Gold Medal at three different levels (World Under-17 Challenge in 2001, Under-18 World Junior Championship in 2002 and Under-20 World Junior Championship in 2002).

CAREER STATISTICS

Season	Team	League	REGULAR SEASON						PLAYOFFS				
			GP	G	A	Pts.	PIM	+/-	GP	G	A	Pts.	PIM
2004-05	Norfolk	AHL	66	7	18	25	110	-	5	1	3	4	2
2005-06	CHICAGO	NHL	19	2	5	7	36	0	-	-	-	-	-
	Norfolk	AHL	61	7	28	35	67	-	4	1	2	3	6
2006-07	CHICAGO	NHL	50	2	8	10	39	+3	-	-	-	-	-
	Norfolk	AHL	10	0	6	6	8	-	-	-	-	-	-
2007-08	CHICAGO	NHL	68	7	19	26	103	+12	-	-	-	-	-
2008-09	CHICAGO	NHL	31	2	11	13	14	+6	-	-	-	-	-
	ANAHEIM	NHL	17	1	10	11	16	+3	-	-	-	-	-
NHL Totals			185	14	53	67	208	+24	-	-	-	-	-
Anaheim Totals			17	1	10	11	16	+3	-	-	-	-	-

34 James Wisniewski

Game	GP	Goals	Assists	Points	PIM	PP	SH	GWG	Shots	+/-	TOI
Oct. 10 at NYR						Injured-Knee					
Oct. 11 at WSH						Injured-Knee					
Oct. 13 vs. NSH						Injured-Knee					
Oct. 15 vs. PHX						Injured-Knee					
Oct. 18 at STL						Injured-Knee					
Oct. 19 vs. VAN						Injured-Knee					
Oct. 22 vs. EDM						Injured-Knee					
Oct. 25 vs. DET						Injured-Knee					
Oct. 27 at MIN						Injured-Knee					
Oct. 31 vs. DAL						Injured-Knee					
Nov. 1 at CBJ						Injured-Knee					
Nov. 3 vs. COL						Injured-Knee					
Nov. 9 vs. CGY						Injured-Knee					
Nov. 12 vs. BOS						Injured-Knee					
Nov. 14 vs. STL						Injured-Knee					
Nov. 16 vs. SJ						Injured-Knee					
Nov. 18 at PHX						Injured-Knee					
Nov. 20 at DAL						Injured-Knee					
Nov. 22 at TOR						Injured-Knee					
Nov. 26 at SJ						Injured-Knee					
Nov. 28 at ANA						Injured-Knee					
Nov. 29 at LA						Injured-Knee					
Dec. 3 vs. ANA						Injured-Knee					
Dec. 6 at DET						Injured-Knee					
Dec. 7 vs. PHX						Injured-Knee					
Dec. 10 vs. OTT						Injured-Knee					
Dec. 12 at COL						Healthy Scratch					
Dec. 14 vs. CBJ						Healthy Scratch					
Dec. 16 at EDM	1	0	3	3	2	0	0	0	3	1	17:30
Dec. 19 at CGY	1	0	0	0	0	0	0	0	2	0	15:37
Dec. 20 at VAN						Healthy Scratch					
Dec. 26 vs. PHI	1	0	1	1	0	0	0	0	1	-1	19:59
Dec. 28 at MIN	1	0	0	0	0	0	0	0	3	1	21:14
Dec. 30 at DET	1	0	0	0	0	0	0	0	4	-2	22:10
Jan. 1 vs. DET	1	0	0	0	2	0	0	0	4	0	23:36
Jan. 4 vs. CGY	1	0	0	0	0	0	0	0	2	1	21:58
Jan. 6 at PHX	1	0	1	1	0	0	0	0	2	1	23:14
Jan. 8 at COL	1	0	0	0	0	0	0	0	4	0	22:31
Jan. 10 at NSH	1	0	1	1	0	0	0	0	4	0	21:10
Jan. 11 vs. NSH	1	0	0	0	0	0	0	0	2	0	20:44
Jan. 14 vs. BUF	1	1	0	1	0	0	0	0	2	1	25:45
Jan. 16 vs. NYR	1	0	0	0	0	0	0	0	6	0	28:23
Jan. 17 at STL	1	0	0	0	2	0	0	0	0	0	18:51
Jan. 19 vs. MIN	1	0	0	0	0	0	0	0	3	0	22:06
Jan. 21 vs. STL	1	0	0	0	2	0	0	0	2	0	23:37
Jan. 28 at ANA	1	0	0	0	0	0	0	0	1	0	21:27
Jan. 29 at LA	1	0	0	0	2	0	0	0	0	0	12:48
Jan. 31 at SJ	1	0	0	0	0	0	0	0	1	0	16:21
Feb. 3 at EDM	1	0	1	1	0	0	0	0	1	1	19:03
Feb. 5 at CGY	1	0	0	0	0	0	0	0	1	2	16:36
Feb. 7 at VAN	1	0	0	0	0	0	0	0	1	0	16:38
Feb. 11 at ATL						Healthy Scratch					
Feb. 13 at STL						Healthy Scratch					
Feb. 14 vs. DAL	1	0	1	1	0	0	0	0	0	1	14:02
Feb. 17 at TB	1	0	0	0	0	0	0	0	3	-1	13:11
Feb. 19 at FLA	1	0	2	2	0	0	0	0	3	2	15:40
Feb. 21 at DAL	1	1	0	1	0	1	0	0	2	0	16:42
Feb. 22 vs. MIN	1	0	0	0	2	0	0	0	3	0	16:15
Feb. 24 at NSH	1	0	0	0	0	0	0	0	3	0	14:30
Feb. 27 vs. PIT	1	0	1	1	2	0	0	0	4	1	18:51
Mar. 1 vs. LA	1	0	0	0	0	0	0	0	1	-1	19:45
Mar. 3 vs. ANA	1	0	0	0	0	0	0	0	2	-1	16:35
Mar. 4						Acquired by Anaheim					
Mar. 6 vs. DAL	1	1	0	1	0	0	0	0	2	-1	19:13
Mar. 8 vs. MIN	1	0	0	0	2	0	0	0	2	0	21:54
Mar. 11 vs. VAN	1	0	0	0	2	0	0	0	0	0	9:05
Mar. 15 vs. SJ	1	0	0	0	2	0	0	0	0	0	15:07
Mar. 18 vs. NSH	1	0	1	1	0	0	0	0	0	-1	18:19
Mar. 19 at PHX	1	0	0	0	2	0	0	0	2	-1	26:10
Mar. 22 vs. PHX	1	0	1	1	0	0	0	0	3	0	21:57
Mar. 24 at NSH	1	0	0	0	2	0	0	0	1	1	24:27
Mar. 25 at COL	1	0	3	3	2	0	0	0	1	2	22:42
Mar. 27 vs. EDM	1	0	0	0	2	0	0	0	0	1	22:26
Mar. 29 vs. COL	1	0	1	1	0	0	0	0	2	1	21:46
Mar. 31 at EDM	1	0	1	1	0	0	0	0	0	-1	22:02
Apr. 2 at VAN	1	0	0	0	0	0	0	0	2	-1	24:46
Apr. 4 at SJ	1	0	0	0	0	0	0	0	0	2	22:04
Apr. 5 vs. SJ	1	0	0	0	2	0	0	0	0	0	19:44
Apr. 10 vs. DAL	1	0	1	1	0	0	0	0	3	2	23:10
Apr. 11 at PHX	1	0	2	2	0	0	0	0	1	-1	21:22
Totals	48	3	21	24	30	1	0	0	89	9	953:03

ANAHEIM DUCKS

2008-09 REGULAR SEASON ROSTERS



OPENING ROSTER

No.	PLAYER	POS.	HT	WT	BORN	BIRTHPLACE
1	Jonas Hiller	G	6-2	193	Feb. 12, 1982	Felben Wellhausen, Switzerland
2	Ken Klee	D	6-1	210	Apr. 24, 1971	Indianapolis, Indiana
5	Steve Montador	D	6-0	210	Dec. 21, 1979	Vancouver, British Columbia
6	Nathan McIver	D	6-2	205	Jan. 6, 1985	Summerside, Prince Edward Island
7	Brendan Morrison	C	5-11	181	Aug. 15, 1975	Pitt Meadows, British Columbia
8	Teemu Selanne	RW	6-0	200	July 3, 1970	Helsinki, Finland
10	Corey Perry	RW	6-3	209	May 16, 1985	Peterborough, Ontario
14	Chris Kunitz	LW	6-0	193	Sept. 26, 1979	Regina, Saskatchewan
15	Ryan Getzlaf	C	6-4	216	May 10, 1985	Regina, Saskatchewan
16	George Parros	RW	6-5	231	Dec. 29, 1979	Washington, Pennsylvania
17	Brian Sutherby	C	6-3	209	Mar. 1, 1982	Edmonton, Alberta
20	Ryan Carter	C	6-2	202	Aug. 3, 1983	White Bear Lake, Minnesota
22	Todd Marchant	C	5-10	182	Aug. 12, 1973	Buffalo, New York
23	Francois Beauchemin	D	6-0	207	June 4, 1980	Sorel, Quebec
24	Brad May	LW	6-1	213	Nov. 29, 1971	Toronto, Ontario
25	Chris Pronger	D	6-6	214	Oct. 10, 1974	Dryden, Ontario
26	Samuel Pahlsson	C	6-0	204	Dec. 17, 1977	Ange, Sweden
27	Scott Niedermayer	D	6-1	195	Aug. 31, 1973	Edmonton, Alberta
29	Brad Larsen	LW	6-0	210	June 28, 1977	Nakusp, British Columbia
32	Travis Moen	LW	6-2	216	Apr. 6, 1982	Stewart Valley, Saskatchewan
35	Jean-Sebastien Giguere	G	6-1	201	May 16, 1977	Montreal, Quebec
40	Kent Huskins	D	6-4	205	May 4, 1979	Ottawa, Ontario
44	Rob Niedermayer	C	6-2	201	Dec. 28, 1974	Cassiar, British Columbia

CLOSING ROSTER

NO.	NAME	POS.	HT.	WT.	BIRTHDATE	BIRTHPLACE
1	Jonas Hiller	G	6-2	193	Feb. 12, 1982	Felben Wellhausen, Switzerland
3	Bret Hedican	D	6-2	210	Aug. 10, 1970	St. Paul, Minnesota
8	Teemu Selanne	RW	6-0	200	July 3, 1970	Helsinki, Finland
9	Bobby Ryan	RW	6-2	208	Mar. 17, 1987	Cherry Hill, New Jersey
10	Corey Perry	RW	6-3	209	May 16, 1985	Peterborough, Ontario
13	Mike Brown	RW	6-0	210	June 24, 1985	Northbrook, Illinois
15	Ryan Getzlaf	C	6-4	216	May 10, 1985	Regina, Saskatchewan
16	George Parros	RW	6-5	231	Dec. 29, 1979	Washington, Pennsylvania
17	Petteri Nokelainen	C	6-1	195	Jan. 16, 1986	Imatra, Finland
18	Drew Miller	LW	6-2	185	Feb. 17, 1984	Dover, New Jersey
19	Ryan Whitney	D	6-4	219	Feb. 19, 1983	Boston, Massachusetts
20	Ryan Carter	C	6-2	202	Aug. 3, 1983	White Bear Lake, Minnesota
21	Sheldon Brookbank	D	6-2	205	Oct. 3, 1980	Lanigan, Saskatchewan
22	Todd Marchant	C	5-10	182	Aug. 12, 1973	Buffalo, New York
23	Francois Beauchemin	D	6-0	207	June 4, 1980	Sorel, Quebec
25	Chris Pronger	D	6-6	214	Oct. 10, 1974	Dryden, Ontario
26	Erik Christensen	C	6-1	205	Dec. 17, 1983	Edmonton, Alberta
27	Scott Niedermayer	D	6-1	195	Aug. 31, 1973	Edmonton, Alberta
29	Brad Larsen	LW	6-0	210	June 28, 1977	Nakusp, British Columbia
34	James Wisniewski	D	6-0	207	Feb. 21, 1984	Canton, Michigan
35	Jean-Sebastien Giguere	G	6-1	201	May 16, 1977	Montreal, Quebec
44	Rob Niedermayer	LW	6-2	201	Dec. 28, 1974	Cassiar, British Columbia
48	Andrew Ebbett	C	5-9	182	Jan. 2, 1983	Vernon, British Columbia
50	Troy Bodie	RW	6-4	215	Jan. 25, 1985	Portage La Prairie, Manitoba
60	Brendan Mikkelsen	D	6-3	210	June 22, 1987	Regina, Saskatchewan



ANAHEIM DUCKS

HOW THE DUCKS WERE BUILT

Francois Beauchemin	Acquired from Columbus along with Tyler Wright in exchange for Sergei Fedorov and a fifth-round selection in the 2006 NHL Entry Draft, November 15, 2005
Troy Bodie	Signed as a free agent, July 22, 2008
Sheldon Brookbank	Acquired from New Jersey in exchange for David McIntyre, February 3, 2009
Mike Brown	Acquired from Vancouver in exchange for Nathan McLver, February 4, 2009
Ryan Carter	Signed as a free agent, July 12, 2006
Erik Christensen	Acquired from Atlanta in exchange for Eric O'Dell, March 4, 2009
Andrew Ebbett	Signed as a free agent, May 16, 2007
Ryan Getzlaf	Selected by Anaheim in the first round (19th overall) of the 2003 NHL Entry Draft
Jean-Sebastien Giguere	Acquired from Calgary in exchange for a second-round selection in the 2000 NHL Entry Draft, June 10, 2000
Bret Hedican	Signed as a free agent, October 23, 2008
Jonas Hiller	Signed as a free agent, May 25, 2007
Brad Larsen	Acquired from Atlanta along with Ken Klee and Chad Painchaud in exchange for Mathieu Schneider, September 26, 2008
Todd Marchant	Claimed on waivers from Columbus, November 21, 2005
Brendan Mikkelson	Selected by Anaheim in the second round (31st overall) of the 2005 NHL Entry Draft
Drew Miller	Selected by Anaheim in the sixth round (186th overall) of the 2003 NHL Entry Draft
Rob Niedermayer	Acquired from Calgary in exchange for Mike Commodore and J.F. Dampousse, March 11, 2003
Scott Niedermayer	Signed as a free agent, August 4, 2005
Petteri Nokelainen	Acquired from Boston in exchange for Steve Montador, March 4, 2009
George Parros	Acquired from Colorado with the option to exchange third-round selections in the 2007 Entry Draft in exchange for a second-round selection in the 2007 NHL Entry Draft, November 13, 2006
Corey Perry	Selected by Anaheim in the first round (28th overall) of the 2003 NHL Entry Draft
Chris Pronger	Acquired from Edmonton in exchange for Joffrey Lupul, Ladislav Smid, a first-round selection in the 2007 NHL Entry Draft, a second-round selection in the 2008 NHL Entry Draft and a conditional draft pick, July 3, 2006
Bobby Ryan	Selected by Anaheim in the first round (second overall) of the 2005 NHL Entry Draft
Teemu Selanne	Signed as a free agent, August 22, 2005
Ryan Whitney	Acquired from Pittsburgh in exchange for Chris Kunitz and Eric Tangradi, February 26, 2009
James Wisniewski	Acquired from Chicago along with Petri Kontiola in exchange for Samuel Pahlsson, Logan Stephenson and a conditional pick in the 2009 NHL Entry Draft, Mar. 4, 2009



ANAHEIM DUCKS

2008-09 PLAYER GAME-BY-GAME

Date	Opp	BROWN # 13	KUNITZ # 14	GETZLAF # 15	PARROS # 16	SUTHERBY # 17	NOKELAINEN # 17	MILLER # 18
Oct 9	@ S.J	-	0-0 0/0 14:13	0-0 0/0 13:22	0-0 1/0 9:23	0-0 0/0 10:36	-	MIN
Oct 12	Vs PHX	-	0-0 2/0 17:02	0-0 2/0 20:42	1-0 1/1 4:13	0-1 1/1 9:55	-	MIN
Oct 14	@ L.A	-	0-0 4/-3 13:48	0-0 4/-2 14:51	0-0 0/1 7:31	1-0 2/1 10:56	-	MIN
Oct 15	Vs EDM	-	0-0 1/-1 16:27	0-0 3/-1 17:24	0-0 2/1 7:27	DND	-	MIN
Oct 17	Vs S.J	-	0-0 1/1 13:11	0-0 1/1 17:28	0-0 0/0 9:38	DND	-	MIN
Oct 19	Vs CAR	-	0-0 0/-2 15:57	0-0 6/-3 18:18	0-0 0/0 3:12	0-0 0/0 3:22	-	MIN
Oct 21	@ TOR	-	0-1 1/0 17:04	INJ	1-0 2/1 5:27	0-1 0/1 6:26	-	MIN
Oct 24	@ OTT	-	0-1 4/0 14:14	1-0 (W) 4/0 16:33	0-0 0/0 3:04	1-0 2/1 3:45	-	MIN
Oct 25	@ MTL	-	1-1 3/1 16:29	1-1 2/2 18:15	0-1 1/1 6:38	0-0 0/1 7:42	-	MIN
Oct 27	@ CBJ	-	0-1 0/1 15:29	0-1 3/2 20:54	0-0 1/0 4:50	0-0 0/0 6:28	-	MIN
Oct 29	Vs DET	-	0-0 5/-1 18:16	0-5 5/1 20:19	DND	1-0 1/1 5:31	-	MIN
Oct 31	Vs VAN	-	0-2 1/0 19:06	0-1 4/-1 22:36	0-0 0/0 2:12	0-0 1/0 4:40	-	MIN
Nov 2	Vs CGY	-	0-1 2/1 15:14	0-1 6/2 17:50	INJ	0-1 2/1 5:50	-	MIN
Nov 4	@ L.A	-	0-0 3/0 18:50	0-1 0/1 21:05	INJ	0-0 0/0 6:28	-	MIN
Nov 5	Vs STL	-	0-2 4/3 17:26	2-1 2/3 17:51	DND	0-0 3/0 9:14	-	MIN
Nov 7	Vs DAL	-	0-0 2/-1 17:44	0-0 1/0 17:56	0-0 3/0 7:41	0-0 2/0 8:31	-	MIN
Nov 9	Vs FLA	-	0-0 1/1 20:15	0-0 11/0 22:30	0-0 0/0 6:11	0-0 2/-1 12:48	-	MIN
Nov 14	Vs NSH	-	1-0 3/-1 18:59	1-1 5/-2 21:11	0-0 0/0 5:54	DND	-	MIN
Nov 16	Vs L.A	-	0-1 0/1 15:09	0-1 0/1 19:21	0-0 0/0 5:01	0-0 1/0 5:33	-	MIN
Nov 19	Vs WSH	-	0-0 2/0 15:56	1-1 4/0 18:52	0-1 0/1 4:49	0-0 0/0 4:35	-	MIN
Nov 21	@ STL	-	1-0 2/1 15:11	0-1 4/0 21:38	0-0 1/0 6:57	INJ	-	MIN
Nov 22	@ DAL	-	0-0 1/0 12:27	0-0 1/0 21:12	0-0 0/0 4:15	INJ	-	MIN
Nov 24	Vs COL	-	1-0 (W) 4/1 11:37	0-1 1/0 17:07	0-0 0/0 9:21	INJ	-	MIN
Nov 28	Vs CHI	-	0-0 2/0 16:25	1-0 (W) 3/1 21:27	0-0 0/0 4:16	INJ	-	MIN
Nov 30	@ CAR	-	0-0 1/-1 14:01	1-2 5/2 16:36	0-0 1/1 8:57	INJ	-	MIN
Dec 1	@ DET	-	1-0 3/1 19:02	0-0 0/-1 20:30	0-0 0/0 6:00	INJ	-	MIN
Dec 3	@ CHI	-	0-0 1/0 18:24	0-1 2/0 24:36	0-0 0/0 4:04	INJ	-	MIN
Dec 7	Vs CBJ	-	0-2 2/1 13:59	2-0 6/1 19:04	0-2 0/1 6:59	INJ	-	MIN
Dec 10	Vs STL	-	2-0 4/0 13:23	0-1 3/-1 18:31	1-0 1/1 6:41	INJ	-	MIN
Dec 11	@ S.J	-	0-0 3/0 17:43	0-0 3/0 22:12	0-0 0/0 7:24	DND	-	MIN
Dec 14	Vs MIN	-	0-2 4/2 16:20	1-0 8/2 18:11	0-1 0/1 7:23	DND	-	MIN
Dec 16	Vs NYR	-	1-0 3/-1 16:15	0-0 3/-2 18:11	0-0 1/0 6:24	DND	-	MIN
Dec 19	@ EDM	-	0-0 4/0 18:39	0-1 5/-1 23:37	0-0 0/-1 4:33	DND	-	MIN
Dec 22	@ VAN	-	0-0 3/0 16:38	0-1 2/0 16:24	0-0 0/0 6:42	DND	-	MIN
Dec 23	@ CGY	-	0-0 3/0 22:15	1-0 9/1 26:13	0-0 1/0 6:54	Traded to DAL	-	MIN
Dec 27	@ DAL	-	1-0 1/0 17:25	0-1 2/-1 19:57	0-0 0/0 6:42	-	-	MIN
Dec 28	@ STL	-	0-0 0/0 15:04	0-2 6/0 19:30	0-0 0/0 5:18	-	-	MIN
Dec 31	Vs CBJ	-	0-0 3/-1 14:53	0-0 0/-1 19:48	0-0 0/0 7:16	-	-	MIN
Jan 2	Vs PHI	-	0-1 1/0 16:14	1-1 3/0 20:45	0-0 1/-1 5:04	-	-	MIN
Jan 4	Vs PHX	-	0-0 3/0 17:58	0-1 2/0 19:46	0-0 1/0 8:01	-	-	0-0 0/0 8:54
Jan 6	Vs L.A	-	0-0 3/0 15:21	0-1 0/0 18:01	0-0 1/0 8:14	-	-	0-0 2/0 12:40
Jan 8	@ L.A	-	0-0 1/-1 15:14	0-2 0/0 22:42	0-0 1/1 9:29	-	-	0-0 2/0 7:15
Jan 9	Vs T.B	-	0-0 1/-2 17:47	0-1 2/-1 20:53	0-0 1/0 8:38	-	-	0-1 3/1 14:23
Jan 11	Vs N.J	-	2-0 (W) 3/2 14:10	0-1 6/2 19:38	0-0 0/-1 8:33	-	-	DND
Jan 14	Vs DET	-	0-1 2/1 12:23	1-2 2/2 21:44	0-0 0/0 3:47	-	-	0-0 1/0 6:43
Jan 16	@ PIT	-	0-0 2/-1 18:12	1-0 3/-1 23:55	0-0 0/0 3:55	-	-	DND
Jan 17	@ MIN	-	0-0 4/0 13:50	0-1 4/1 16:27	DND	-	-	0-1 1/1 14:16
Jan 20	@ NYR	-	0-0 4/0 12:10	0-1 3/-1 22:25	0-0 1/1 7:06	-	-	0-0 1/0 9:32
Jan 21	@ NYI	-	0-0 3/0 15:44	0-0 3/-1 23:03	DND	-	-	0-0 0/-1 13:55
Jan 27	@ PHX	-	2-0 3/3 16:33	0-2 4/3 19:20	0-0 0/0 7:20	-	-	0-0 2/-1 11:57
Jan 28	Vs CHI	-	0-0 2/0 14:52	0-0 3/0 20:57	0-0 3/0 4:53	-	-	0-1 2/1 10:55
Jan 31	@ COL	-	0-1 3/1 15:07	1-2 2/1 21:53	1-0 1/0 5:30	-	-	DND
Feb 2	Vs BUF	-	1-0 5/0 16:53	0-0 3/0 18:46	0-0 1/0 6:12	-	-	0-1 2/0 10:59
Feb 4	@ MIN	DND	0-0 3/0 19:44	0-0 2/-1 21:16	0-0 2/0 4:37	-	-	0-0 4/0 8:36
Feb 5	@ NSH	0-0 2/0 11:38	0-1 3/0 15:41	0-1 0/1 18:42	DND	-	-	0-0 2/-1 13:21
Feb 7	@ CGY	0-0 0/0 6:33	0-0 1/1 17:26	0-0 1/0 22:21	0-0 0/0 5:00	-	-	MIN
Feb 11	Vs CGY	0-0 0/0 3:27	0-0 3/0 18:20	0-1 2/0 24:01	0-0 2/0 3:52	-	-	MIN
Feb 15	Vs ATL	0-0 1/-1 4:48	0-0 2/0 16:38	0-0 1/-2 18:10	0-0 1/-1 5:35	-	-	MIN
Feb 18	Vs L.A	0-0 0/0 5:42	1-0 1/0 17:27	1-2 6/1 24:36	0-0 0/0 4:57	-	-	MIN
Feb 20	@ DET	0-0 1/0 9:26	0-0 0/-1 19:49	1-0 3/-1 22:08	DND	-	-	MIN
Feb 21	@ CBJ	0-0 1/0 12:18	1-0 1/2 21:48	0-2 1/2 21:16	0-0 0/0 2:38	-	-	MIN
Feb 24	@ BUF	1-0 (W) 3/1 13:04	0-1 2/1 22:16	0-0 0/-1 22:54	0-0 1/0 6:21	-	-	MIN
Feb 26	@ BOS	0-0 1/-1 10:12	DND	0-0 2/-3 19:59	0-0 1/-1 9:13	-	-	MIN
Feb 28	@ DAL	0-0 0/0 11:16	Traded to PIT	0-1 0/-1 20:42	0-0 1/0 7:08	-	-	0-1 4/-1 16:53
Mar 3	@ CHI	0-0 6/0 14:32	-	0-0 0/-1 20:56	0-0 0/0 7:17	-	-	1-0 3/0 17:10
Mar 6	Vs DAL	0-0 3/-1 13:09	-	0-0 3/1 22:23	0-0 2/0 4:56	-	0-0 1/0 9:45	MIN
Mar 8	Vs MIN	0-0 3/1 17:59	-	0-1 3/-1 16:52	0-0 2/0 8:04	-	0-0 0/0 12:54	MIN
Mar 11	Vs VAN	0-0 3/-1 14:42	-	1-0 5/-1 22:28	0-0 1/0 5:02	-	1-0 4/1 16:10	MIN
Mar 15	Vs S.J	0-0 2/0 11:39	-	0-0 3/-1 18:54	0-0 1/0 7:05	-	0-0 0/0 12:52	MIN
Mar 18	Vs NSH	0-0 0/0 10:34	-	0-2 2/0 20:17	0-0 0/0 10:05	-	0-0 2/0 17:03	MIN
Mar 19	@ PHX	0-0 0/-1 7:56	-	0-0 0/-1 20:22	0-0 1/1 3:32	-	1-0 2/0 18:02	1-0 1/0 16:03
Mar 22	Vs PHX	0-1 2/1 9:34	-	2-1 2/0 15:05	1-0 1/1 7:52	-	0-0 1/0 19:10	0-0 2/0 14:43
Mar 24	@ NSH	0-0 2/0 7:58	-	0-0 2/0 21:07	0-0 0/0 7:37	-	0-0 1/0 19:28	1-0 1/1 14:24
Mar 25	@ COL	0-0 1/1 13:24	-	0-0 3/1 13:47	0-0 1/1 11:25	-	1-1 5/2 16:56	0-1 1/0 15:27
Mar 27	Vs EDM	0-0 3/-2 6:17	-	2-1 8/0 22:34	0-0 1/-1 1:52	-	0-0 3/0 16:08	0-0 2/0 10:16
Mar 29	Vs COL	0-0 0/0 10:31	-	0-1 2/2 15:13	0-0 0/0 11:00	-	0-0 1/0 14:57	1-0 2/1 16:10
Mar 31	@ EDM	0-0 0/0 11:53	-	0-2 1/0 19:43	0-0 0/0 8:23	-	0-0 2/1 16:17	0-0 2/-1 13:03
Apr 2	@ VAN	0-0 0/1 8:10	-	0-2 2/1 22:35	0-0 0/-1 3:20	-	0-0 0/-3 11:48	0-0 0/0 18:06
Apr 4	@ S.J	1-0 (W) 1/1 10:02	-	0-4 1/2 19:42	0-0 1/1 7:31	-	0-0 1/0 11:57	0-0 0/0 14:22
Apr 5	Vs S.J	0-0 0/0 10:04	-	0-1 1/0 20:20	0-0 0/0 4:38	-	1-0 2/1 10:09	0-0 1/0 11:35
Apr 10	Vs DAL	0-0 2/0 6:16	-	0-0 2/-1 25:09	0-0 1/0 3:55	-	0-1 1/1 11:42	0-0 1/0 13:23
Apr 11	@ PHX	0-0 1/-1 7:54	-	0-1 2/0 24:45	0-0 0/-1 4:13	-	0-0 0/0 8:23	0-0 3/0 15:36

Skaters: Goals-Assists (GameWinning or GameTying) Shots / (+/-) TOI

Goalies: Goals Allowed / Shots Decision Minutes Played

ANAHEIM DUCKS

2008-09 PLAYER GAME-BY-GAME



Date	Opp	WHITNEY # 19	CARTER # 20	BROOKBANK # 21	MARCHANT # 22	BEAUCHEMIN # 23	MAY # 24	PRONGER # 25
Oct 9	@ S.J.	-	DND	-	0-0 0/0 15:00	0-0 5/-1 23:33	0-0 1/0 10:15	0-1 2/0 22:06
Oct 12	Vs PHX	-	1-0 1/2 10:14	-	0-0 2/-1 16:58	0-0 2/0 24:20	DND	0-1 0/-1 23:51
Oct 14	@ L.A.	-	0-1 0/1 12:53	-	1-0 1/1 13:18	0-0 3/-1 23:24	0-1 0/2 8:32	0-0 0/2 26:48
Oct 15	Vs EDM	-	0-0 2/0 14:51	-	0-1 1/1 7:06	0-0 3/0 23:37	0-1 0/1 7:15	0-0 2/0 21:23
Oct 17	Vs S.J.	-	0-1 1/0 12:51	-	0-0 2/1 16:07	1-0 (W) 1/3 25:02	0-0 0/0 10:02	1-0 3/0 24:38
Oct 19	Vs CAR	-	0-0 2/0 13:19	-	0-0 1/0 12:36	1-0 1/1 24:54	DND	0-0 5/-2 25:57
Oct 21	@ TOR	-	0-0 3/0 15:23	-	0-0 0/0 20:16	1-0 3/0 28:53	0-1 0/1 6:08	0-0 1/-1 24:02
Oct 24	@ OTT	-	DND	-	1-0 3/1 19:53	0-0 5/1 28:23	0-1 1/1 4:23	0-0 3/0 25:58
Oct 25	@ MTL	-	0-1 1/1 5:38	-	0-0 2/-1 15:58	0-0 0/0 27:52	DND	0-2 2/0 24:07
Oct 27	@ CBJ	-	DND	-	0-0 0/-1 12:19	0-1 1/-2 26:47	0-0 0/0 5:49	0-0 2/0 25:37
Oct 29	Vs DET	-	0-0 0/0 6:27	-	0-0 0/0 18:25	1-0 (W) 5/-1 27:58	0-0 1/0 3:20	0-2 2/1 28:49
Oct 31	Vs VAN	-	0-0 0/1 4:38	-	0-0 0/-1 17:30	0-0 2/-2 30:25	INJ	1-2 6/2 28:36
Nov 2	Vs CGY	-	1-0 (W) 1/1 6:01	-	0-0 2/-1 14:16	0-0 1/0 25:39	INJ	1-0 8/1 25:04
Nov 4	@ L.A.	-	0-0 0/0 6:17	-	0-0 2/0 17:16	0-0 5/0 26:57	INJ	1-0 (W) 3/1 26:54
Nov 5	Vs STL	-	0-0 0/-1 11:44	-	0-0 0/0 11:57	0-0 1/3 25:44	INJ	0-1 1/2 22:45
Nov 7	Vs DAL	-	0-1 3/1 11:08	-	0-0 1/-1 14:36	0-0 0/-2 24:15	INJ	0-1 4/-1 26:19
Nov 9	Vs FLA	-	0-0 1/0 6:16	-	0-0 1/0 9:58	0-0 4/-2 25:21	INJ	0-0 5/0 28:20
Nov 14	Vs NSH	-	0-0 1/0 8:02	-	0-1 1/1 16:25	0-0 1/-1 17:33	0-0 0/0 6:03	0-0 3/0 29:18
Nov 16	Vs L.A.	-	DND	-	0-0 3/0 19:38	DND	0-0 0/0 4:36	0-0 3/0 25:08
Nov 19	Vs WSH	-	DND	-	0-1 3/1 11:49	INJ	DND	0-0 3/0 27:40
Nov 21	@ STL	-	DND	-	0-0 1/0 10:50	INJ	0-0 0/0 6:19	0-0 2/-1 26:59
Nov 22	@ DAL	-	0-0 0/0 5:16	-	0-0 1/0 15:33	INJ	0-0 1/0 4:14	0-0 1/-1 31:17
Nov 24	Vs COL	-	DND	-	0-1 2/0 13:29	INJ	0-1 0/0 9:15	1-1 1/1 24:23
Nov 28	Vs CHI	-	DND	-	0-0 0/0 6:17	INJ	0-0 0/0 4:34	0-0 0/0 23:09
Nov 30	@ CAR	-	DND	-	0-0 0/0 11:41	INJ	0-0 0/0 8:05	0-1 4/0 29:55
Dec 1	@ DET	-	DND	-	0-0 0/-1 12:11	INJ	0-0 1/0 6:20	0-0 1/-1 26:26
Dec 3	@ CHI	-	DND	-	0-0 4/0 13:14	INJ	0-0 0/0 3:45	1-0 2/-1 27:54
Dec 7	Vs CBJ	-	1-0 2/1 5:56	-	0-0 0/-1 14:32	DND	DND	0-0 4/0 28:41
Dec 10	Vs STL	-	0-0 1/1 5:43	-	0-1 2/1 11:30	INJ	DND	0-0 1/1 25:53
Dec 11	@ S.J.	-	0-0 1/0 12:39	-	0-0 1/0 10:38	INJ	DND	0-0 4/-2 27:52
Dec 14	Vs MIN	-	0-0 2/1 7:35	-	0-1 1/0 13:23	INJ	DND	0-2 2/3 25:26
Dec 16	Vs NYR	-	0-1 0/1 7:38	-	0-0 3/0 14:08	INJ	DND	0-0 1/0 27:01
Dec 19	@ EDM	-	0-0 1/-1 8:02	-	0-0 2/1 13:07	INJ	DND	0-0 0/-1 33:26
Dec 22	@ VAN	-	0-0 1/0 8:25	-	0-0 0/-1 14:27	INJ	DND	0-0 3/-1 29:59
Dec 23	@ CGY	-	DND	-	0-0 1/0 10:36	INJ	0-0 0/0 6:32	0-0 2/-1 27:04
Dec 27	@ DAL	-	0-0 1/0 5:04	-	0-0 0/-1 10:01	INJ	DND	0-1 3/0 27:16
Dec 28	@ STL	-	DND	-	0-0 0/0 9:56	INJ	0-0 0/0 4:43	0-1 2/1 27:36
Dec 31	Vs CBJ	-	DND	-	0-0 0/0 9:54	INJ	0-0 0/0 7:08	0-0 3/0 28:09
Jan 2	Vs PHI	-	0-0 0/-1 5:13	-	0-0 1/-1 11:50	INJ	DND	0-1 0/-1 27:29
Jan 4	Vs PHX	-	0-0 1/0 7:52	-	0-0 1/0 9:52	INJ	DND	1-0 (W) 3/0 26:28
Jan 6	Vs L.A.	-	0-0 0/0 8:24	-	0-0 1/0 11:04	INJ	DND	0-2 0/1 26:52
Jan 8	@ L.A.	-	0-1 2/1 9:39	-	0-0 0/-1 8:23	INJ	Traded to TOR	0-2 1/-1 28:50
Jan 9	Vs T.B.	-	0-0 0/0 9:15	-	INJ	INJ	-	1-0 5/-2 25:32
Jan 11	Vs N.J.	-	0-0 1/-1 8:04	-	INJ	INJ	-	0-0 2/2 25:32
Jan 14	Vs DET	-	0-0 1/0 3:58	-	INJ	INJ	-	0-0 4/-1 30:08
Jan 16	@ PIT	-	0-0 0/-1 6:35	-	INJ	INJ	-	0-0 2/-2 29:21
Jan 17	@ MIN	-	0-0 2/0 13:29	-	INJ	INJ	-	0-0 0/0 25:19
Jan 20	@ NYR	-	0-0 0/0 13:53	-	INJ	INJ	-	0-0 5/-1 28:42
Jan 21	@ NYI	-	0-0 1/0 8:40	-	INJ	INJ	-	0-0 3/0 26:51
Jan 27	@ PHX	-	0-0 0/0 7:42	-	INJ	INJ	-	0-1 2/3 24:25
Jan 28	Vs CHI	-	0-0 1/-1 10:28	-	INJ	INJ	-	0-1 6/0 25:29
Jan 31	@ COL	-	0-0 0/0 10:04	-	INJ	INJ	-	0-0 2/0 28:02
Feb 2	Vs BUF	-	0-0 1/0 17:57	-	0-0 1/1 11:12	INJ	-	1-0 5/1 27:39
Feb 4	@ MIN	-	0-0 1/-1 13:59	0-0 0/0 15:34	0-0 2/0 7:35	INJ	-	0-0 3/-1 27:53
Feb 5	@ NSH	-	0-0 1/-1 10:12	0-0 0/2 17:30	0-0 1/0 17:41	INJ	-	0-0 0/2 27:10
Feb 7	@ CGY	-	DND	0-0 2/1 13:59	0-0 0/0 17:16	INJ	-	0-0 4/1 27:19
Feb 11	Vs CGY	-	DND	0-0 0/0 12:56	0-1 1/0 17:51	INJ	-	0-1 3/0 27:27
Feb 15	Vs ATL	-	DND	0-0 2/0 15:37	0-0 5/-2 16:29	INJ	-	0-0 1/2 23:15
Feb 18	Vs L.A.	-	DND	0-1 3/0 14:37	0-0 1/-1 15:29	INJ	-	0-1 3/1 32:32
Feb 20	@ DET	-	0-0 1/0 9:43	0-0 2/0 14:52	0-0 0/-1 11:26	INJ	-	0-1 2/0 32:19
Feb 21	@ CBJ	-	DND	0-0 0/1 17:59	0-0 1/0 15:19	INJ	-	1-0 1/1 31:05
Feb 24	@ BUF	-	0-0 0/-1 6:47	0-0 0/0 14:56	1-1 2/2 16:15	INJ	-	0-0 3/2 29:21
Feb 26	@ BOS	0-0 1/0 24:19	0-0 1/0 10:40	0-0 0/-1 6:38	0-0 4/-1 15:30	INJ	-	0-0 2/-1 25:42
Feb 28	@ DAL	0-0 0/1 20:34	DND	0-0 2/1 18:02	0-0 0/0 15:15	INJ	-	0-1 0/0 29:01
Mar 3	@ CHI	0-0 0/0 20:38	DND	0-0 1/0 16:27	0-0 2/0 13:43	INJ	-	0-1 0/0 25:51
Mar 6	Vs DAL	0-1 3/2 21:50	DND	0-0 2/0 11:22	0-0 4/-1 14:06	INJ	-	0-1 2/1 29:11
Mar 8	Vs MIN	0-0 0/0 21:17	0-0 1/0 7:29	0-0 0/1 9:31	1-0 2/1 17:49	INJ	-	0-0 2/0 28:24
Mar 11	Vs VAN	0-2 2/0 23:44	0-0 0/0 7:17	0-0 1/0 13:50	0-1 3/0 16:32	INJ	-	0-1 1/0 35:43
Mar 15	Vs S.J.	0-0 2/-1 23:42	0-0 0/0 6:51	0-0 2/0 14:55	0-0 1/0 16:32	INJ	-	0-0 3/-1 30:28
Mar 18	Vs NSH	0-0 1/1 22:31	0-0 0/0 10:35	0-0 0/0 14:52	0-0 2/0 14:45	INJ	-	0-2 3/0 27:03
Mar 19	@ PHX	0-0 2/0 24:40	DND	0-1 1/1 10:23	0-2 2/2 20:11	INJ	-	0-0 4/1 28:56
Mar 22	Vs PHX	0-1 1/-1 20:58	DND	0-0 0/1 14:17	0-0 3/0 20:00	INJ	-	0-3 2/-1 23:30
Mar 24	@ NSH	0-0 0/0 25:08	DND	0-0 2/0 11:12	0-0 1/0 20:49	INJ	-	0-0 3/0 26:52
Mar 25	@ COL	0-1 1/1 23:05	DND	0-0 1/1 15:47	0-0 2/1 17:36	INJ	-	0-0 1/2 19:09
Mar 27	Vs EDM	0-0 3/-2 22:40	DND	0-1 0/0 8:54	0-0 4/0 17:12	INJ	-	0-1 8/-3 29:48
Mar 29	Vs COL	0-1 2/1 22:42	DND	0-0 0/1 16:48	0-0 2/0 15:17	INJ	-	0-0 1/1 22:05
Mar 31	@ EDM	0-1 1/0 25:31	DND	1-0 1/1 11:10	0-1 1/1 16:57	INJ	-	1-0 3/1 26:06
Apr 2	@ VAN	0-2 3/0 23:10	DND	0-0 1/1 14:13	0-0 2/-2 17:53	INJ	-	0-0 1/-1 26:29
Apr 4	@ S.J.	0-0 0/1 20:25	DND	0-0 0/0 14:49	0-0 0/0 19:11	INJ	-	0-1 1/1 19:50
Apr 5	Vs S.J.	0-0 3/0 24:14	DND	0-0 1/-1 14:45	0-1 1/1 15:27	INJ	-	0-0 0/1 25:24
Apr 10	Vs DAL	0-0 4/-2 22:55	DND	0-0 0/0 13:08	1-0 2/1 18:58	0-0 0/1 15:23	-	0-0 3/-1 27:02
Apr 11	@ PHX	0-1 0/0 23:35	DND	0-0 0/1 12:09	0-0 3/0 17:58	0-0 2/0 22:03	-	0-0 2/0 25:51

Skaters: Goals-Assists (GameWinning or GameTying) Shots / (+/-) TOI

Goalies: Goals Allowed / Shots Decision Minutes Played

ANAHEIM DUCKS

2008-09 PLAYER GAME-BY-GAME



Date	Opp	EBBETT # 48	BODIE # 50	FESTERLING # 53	RYAN # 54	SALCIDO # 55	MIKKELSON # 60	BELESKEY # 64
Oct 9	@ S.J	MIN	MIN	MIN	MIN	MIN	MIN	MIN
Oct 12	Vs PHX	MIN	MIN	MIN	MIN	MIN	MIN	MIN
Oct 14	@ L.A	MIN	MIN	MIN	MIN	MIN	MIN	MIN
Oct 15	Vs EDM	MIN	MIN	MIN	MIN	MIN	MIN	MIN
Oct 17	Vs S.J	MIN	MIN	MIN	MIN	MIN	MIN	MIN
Oct 19	Vs CAR	MIN	MIN	MIN	MIN	MIN	MIN	MIN
Oct 21	@ TOR	MIN	MIN	MIN	MIN	MIN	MIN	MIN
Oct 24	@ OTT	MIN	MIN	MIN	MIN	MIN	MIN	MIN
Oct 25	@ MTL	MIN	MIN	MIN	MIN	MIN	MIN	MIN
Oct 27	@ CBJ	MIN	MIN	MIN	MIN	MIN	MIN	MIN
Oct 29	Vs DET	MIN	MIN	MIN	MIN	MIN	MIN	MIN
Oct 31	Vs VAN	MIN	MIN	MIN	MIN	MIN	MIN	MIN
Nov 2	Vs CGY	MIN	MIN	MIN	MIN	MIN	MIN	MIN
Nov 4	@ L.A	MIN	MIN	MIN	MIN	MIN	MIN	MIN
Nov 5	Vs STL	MIN	MIN	MIN	MIN	MIN	MIN	MIN
Nov 7	Vs DAL	MIN	MIN	MIN	MIN	MIN	MIN	MIN
Nov 9	Vs FLA	MIN	MIN	MIN	MIN	MIN	MIN	MIN
Nov 14	Vs NSH	MIN	MIN	MIN	MIN	MIN	MIN	MIN
Nov 16	Vs L.A	MIN	MIN	0-0 0/0 17:42	0-0 2/1 16:44	MIN	MIN	MIN
Nov 19	Vs WSH	MIN	MIN	0-0 0/1 15:24	2-1 5/2 16:16	MIN	MIN	MIN
Nov 21	@ STL	MIN	MIN	0-0 0/0 17:53	0-1 1/1 14:54	MIN	MIN	MIN
Nov 22	@ DAL	MIN	MIN	0-0 0/-1 19:42	0-0 2/0 16:36	MIN	MIN	MIN
Nov 24	Vs COL	MIN	MIN	0-0 0/0 20:58	0-0 3/1 14:06	MIN	MIN	MIN
Nov 28	Vs CHI	MIN	MIN	MIN	0-1 1/1 15:08	MIN	MIN	MIN
Nov 30	@ CAR	MIN	MIN	0-0 0/2 15:21	0-1 0/2 12:40	MIN	MIN	MIN
Dec 1	@ DET	MIN	MIN	0-0 0/0 17:09	0-0 4/-2 12:27	MIN	MIN	MIN
Dec 3	@ CHI	MIN	MIN	0-1 0/1 18:16	0-0 1/0 8:25	MIN	MIN	MIN
Dec 7	Vs CBJ	MIN	MIN	0-0 0/0 14:50	1-1 (W) 3/1 12:13	MIN	MIN	MIN
Dec 10	Vs STL	MIN	MIN	0-0 1/-1 14:16	0-1 4/1 10:39	MIN	MIN	MIN
Dec 11	@ S.J	MIN	MIN	0-0 1/0 16:49	0-0 1/0 15:07	MIN	MIN	MIN
Dec 14	Vs MIN	MIN	MIN	0-0 0/-1 16:50	1-0 2/1 13:50	MIN	MIN	MIN
Dec 16	Vs NYR	MIN	MIN	0-0 0/0 18:21	0-0 1/0 9:22	MIN	MIN	MIN
Dec 19	@ EDM	MIN	MIN	0-0 1/0 14:02	0-1 1/0 11:47	MIN	MIN	MIN
Dec 22	@ VAN	0-0 3/0 13:08	MIN	0-0 0/-1 17:44	1-2 1/1 15:08	MIN	MIN	MIN
Dec 23	@ CGY	0-2 1/-1 8:04	MIN	0-0 0/0 21:21	0-1 1/1 10:34	MIN	MIN	MIN
Dec 27	@ DAL	0-1 3/1 13:08	MIN	0-0 0/0 18:36	0-1 2/1 14:14	MIN	MIN	MIN
Dec 28	@ STL	0-0 1/1 12:34	MIN	0-1 0/1 19:55	1-1 (W) 5/1 17:59	MIN	MIN	MIN
Dec 31	Vs CBJ	0-0 1/0 13:10	MIN	0-0 0/-1 19:15	0-0 5/0 18:16	MIN	MIN	MIN
Jan 2	Vs PHI	1-0 3/0 9:35	MIN	0-1 2/1 22:38	0-1 3/0 12:24	MIN	0-0 1/-2 13:39	MIN
Jan 4	Vs PHX	0-0 3/0 11:41	MIN	0-0 0/0 20:25	1-1 5/0 18:26	MIN	0-0 4/0 17:57	MIN
Jan 6	Vs L.A	0-0 1/0 14:18	MIN	0-0 0/0 17:13	1-0 6/0 18:30	MIN	0-0 0/0 13:19	MIN
Jan 8	@ L.A	0-0 3/-1 13:21	MIN	0-0 0/-1 17:25	3-0 6/1 23:46	MIN	0-0 0/-1 16:09	MIN
Jan 9	Vs T.B	1-1 4/0 14:38	MIN	0-0 1/0 16:20	0-0 3/-2 17:15	MIN	0-0 1/-1 17:03	0-0 0/1 13:53
Jan 11	Vs N.J	0-1 1/1 14:25	MIN	0-0 0/1 17:36	1-0 2/1 15:26	MIN	0-0 0/1 16:10	0-0 0/-1 8:26
Jan 14	Vs DET	0-0 4/-1 15:51	MIN	0-0 0/0 9:50	0-0 3/0 19:38	MIN	0-0 0/-2 14:41	DND
Jan 16	@ PIT	0-0 2/0 17:33	0-0 0/0 6:44	INJ	0-1 0/0 16:19	MIN	0-0 0/-1 15:28	MIN
Jan 17	@ MIN	0-1 1/1 11:42	0-0 2/0 11:40	INJ	1-0 3/1 13:18	MIN	0-0 0/0 19:43	MIN
Jan 20	@ NYR	0-1 0/0 10:53	MIN	0-0 0/1 13:49	DND	0-0 2/-1 14:00	0-0 0/0 12:49	MIN
Jan 21	@ NYI	0-0 3/0 14:05	0-0 1/0 8:20	0-0 0/0 14:33	1-0 4/0 15:32	MIN	0-0 0/0 14:54	MIN
Jan 27	@ PHX	0-1 1/1 14:16	MIN	0-0 1/1 18:41	1-1 4/1 16:13	MIN	0-0 0/2 15:48	MIN
Jan 28	Vs CHI	DND	MIN	0-0 2/1 19:34	1-0 1/-1 13:54	MIN	0-0 0/0 14:28	MIN
Jan 31	@ COL	0-1 2/1 11:29	MIN	0-0 1/0 17:29	0-1 2/0 11:39	MIN	0-1 2/1 9:06	MIN
Feb 2	Vs BUF	0-1 2/-2 13:44	MIN	0-0 3/0 18:24	0-0 0/0 13:13	MIN	0-0 0/-1 10:13	MIN
Feb 4	@ MIN	0-0 4/-1 16:10	MIN	0-0 0/0 13:30	0-0 0/-1 15:35	MIN	DND	MIN
Feb 5	@ NSH	0-0 3/-2 14:17	MIN	DND	0-0 2/-2 13:21	MIN	0-0 0/-1 11:42	MIN
Feb 7	@ CGY	0-1 1/1 14:47	MIN	0-0 0/0 13:49	1-0 3/1 16:10	MIN	DND	MIN
Feb 11	Vs CGY	0-0 5/0 11:37	MIN	0-0 1/1 14:17	0-0 3/-1 15:08	MIN	MIN	MIN
Feb 15	Vs ATL	1-2 2/3 16:01	MIN	0-2 0/1 18:02	1-1 5/-1 17:44	MIN	MIN	MIN
Feb 18	Vs L.A	0-0 2/-1 13:36	MIN	0-0 0/0 14:17	0-0 4/-1 13:44	MIN	DND	MIN
Feb 20	@ DET	0-1 1/-1 15:46	MIN	MIN	1-0 2/0 12:11	0-0 1/0 11:37	0-0 1/0 13:22	MIN
Feb 21	@ CBJ	0-1 0/2 11:53	MIN	MIN	1-0 2/2 11:58	0-1 0/2 12:58	0-0 0/0 14:23	MIN
Feb 24	@ BUF	0-0 1/1 12:33	MIN	MIN	0-0 0/1 12:08	DND	0-0 1/0 11:43	MIN
Feb 26	@ BOS	0-0 1/0 17:45	MIN	MIN	0-0 4/-1 18:13	DND	0-0 1/0 15:44	MIN
Feb 28	@ DAL	1-2 1/2 14:09	MIN	MIN	0-2 3/2 16:12	MIN	0-0 0/0 11:10	MIN
Mar 3	@ CHI	0-1 4/0 14:29	MIN	MIN	1-0 3/0 15:45	MIN	0-0 1/0 14:51	MIN
Mar 6	Vs DAL	0-0 1/0 15:41	0-0 2/0 5:51	0-0 0/0 10:30	1-0 1/0 18:53	MIN	MIN	MIN
Mar 8	Vs MIN	0-0 3/-1 12:50	DND	0-0 1/-1 9:05	0-0 4/1 17:40	MIN	MIN	MIN
Mar 11	Vs VAN	0-0 3/1 10:29	DND	0-0 0/0 15:06	0-0 3/2 15:13	MIN	MIN	MIN
Mar 15	Vs S.J	0-0 1/0 16:48	MIN	DND	0-0 3/0 17:14	MIN	0-0 1/0 11:17	MIN
Mar 18	Vs NSH	1-0 4/0 12:15	MIN	MIN	1-1 5/0 19:16	MIN	0-0 2/0 14:53	MIN
Mar 19	@ PHX	0-0 1/0 16:00	MIN	MIN	0-0 2/0 20:17	MIN	0-0 1/1 10:12	MIN
Mar 22	Vs PHX	1-0 1/0 12:54	MIN	MIN	0-1 1/-1 17:35	MIN	0-0 0/1 13:50	MIN
Mar 24	@ NSH	0-1 0/1 14:37	MIN	MIN	0-0 2/0 18:41	MIN	0-0 0/0 12:43	MIN
Mar 25	@ COL	1-2 2/1 13:28	MIN	MIN	0-0 2/0 13:13	MIN	0-0 0/1 20:15	MIN
Mar 27	Vs EDM	0-0 1/-1 14:05	MIN	MIN	0-2 2/0 18:49	MIN	0-0 0/0 6:13	MIN
Mar 29	Vs COL	0-1 3/1 15:36	MIN	MIN	2-0 (W) 8/2 16:33	MIN	0-0 1/1 16:09	MIN
Mar 31	@ EDM	0-0 2/-1 12:01	MIN	MIN	0-1 0/-1 12:05	MIN	0-0 0/1 9:04	MIN
Apr 2	@ VAN	0-1 4/2 16:40	MIN	MIN	2-1 3/1 19:08	MIN	0-1 0/1 14:21	MIN
Apr 4	@ S.J	0-0 3/0 13:37	MIN	MIN	2-0 7/1 16:20	MIN	0-0 1/0 17:41	MIN
Apr 5	Vs S.J	0-0 1/-1 16:21	MIN	MIN	0-0 2/0 16:44	MIN	0-0 1/-1 12:50	MIN
Apr 10	Vs DAL	1-0 4/1 14:34	DND	MIN	0-0 5/-1 16:56	MIN	MIN	MIN
Apr 11	@ PHX	0-1 2/0 17:07	DND	MIN	1-0 4/-1 19:08	MIN	DND	MIN

Skaters: Goals-Assists (GameWinning or GameTying) Shots / (+/-) TOI

Goalies: Goals Allowed / Shots Decision Minutes Played



ANAHEIM DUCKS


2008-09 PLAYER GAME-BY-GAME

Date	Opp	LARSEN	HILLER # 1	LENEVEU # 31	GIGUERE # 35
Oct 9	@ S.J	INJ	DNP	MIN	4-41 L 60
Oct 12	Vs PHX	INJ	DNP	MIN	4-24 L 59
Oct 14	@ LA	INJ	DNP	MIN	5-22 L 59
Oct 15	Vs EDM	INJ	3-28 L 59	MIN	DNP
Oct 17	Vs S.J	INJ	DNP	MIN	0-38 W 60
Oct 19	Vs CAR	INJ	DNP	MIN	2-23 L 59
Oct 21	@ TOR	INJ	DNP	MIN	2-38 W 65
Oct 24	@ OTT	INJ	3-30 W 60	MIN	DNP
Oct 25	@ MTL	INJ	DNP	MIN	4-51 W 60
Oct 27	@ CBJ	INJ	DNP	MIN	2-32 W 60
Oct 29	Vs DET	INJ	DNP	MIN	4-38 W 62
Oct 31	Vs VAN	INJ	2-16 O 30	MIN	4-13 35
Nov 2	Vs CGY	INJ	DNP	MIN	2-36 W 60
Nov 4	@ LA	INJ	DNP	MIN	0-35 W 61
Nov 5	Vs STL	INJ	2-32 W 60	MIN	DNP
Nov 7	Vs DAL	INJ	1-13 34	MIN	4-13 L 26
Nov 9	Vs FLA	INJ	DNP	MIN	3-26 L 58
Nov 14	Vs NSH	INJ	DNP	MIN	4-35 O 62
Nov 16	Vs LA	INJ	0-29 W 60	MIN	DNP
Nov 19	Vs WSH	INJ	3/6 7	MIN	3-27 L 51
Nov 21	@ STL	INJ	DNP	MIN	3-28 O 61
Nov 22	@ DAL	INJ	1-32 W 65	MIN	DNP
Nov 24	Vs COL	INJ	DNP	MIN	1-30 W 60
Nov 28	Vs CHI	INJ	0-26 W 60	DNP	DND
Nov 30	@ CAR	INJ	1-37 W 60	MIN	DNP
Dec 1	@ DET	INJ	1-9L 19	MIN	1-38 40
Dec 3	@ CHI	INJ	3-40 L 59	MIN	DNP
Dec 7	Vs CBJ	INJ	DNP	MIN	3-32 W 60
Dec 10	Vs STL	INJ	DNP	MIN	2-28 W 60
Dec 11	@ S.J	INJ	2-27 L 58	MIN	DNP
Dec 14	Vs MIN	INJ	DNP	MIN	2-28 W 60
Dec 16	Vs NYR	INJ	2-29 L 59	MIN	DNP
Dec 19	@ EDM	INJ	2-53 W 65	DNP	DND
Dec 22	@ VAN	INJ	4-26 L 59	MIN	DNP
Dec 23	@ CGY	INJ	DNP	MIN	4-32 L 59
Dec 27	@ DAL	INJ	DNP	MIN	4-38 O 64
Dec 28	@ STL	INJ	3-30 W 60	MIN	DNP
Dec 31	Vs CBJ	INJ	DNP	MIN	2-29 L 58
Jan 2	Vs PHI	INJ	DNP	MIN	4-32 O 65
Jan 4	Vs PHX	INJ	0-29 W 60	MIN	DNP
Jan 6	Vs LA	INJ	1-18 W 59	MIN	DNP
Jan 8	@ LA	INJ	2-16 L 38	MIN	2-10 21
Jan 9	Vs T.B	INJ	4-19 L 59	MIN	DNP
Jan 11	Vs N.J	INJ	DNP	MIN	3-21 W 60
Jan 14	Vs DET	INJ	DNP	MIN	4-33 L 59
Jan 16	@ PIT	INJ	DNP	MIN	3-24 L 58
Jan 17	@ MIN	INJ	0-30 W 60	MIN	DNP
Jan 20	@ NYR	INJ	3-29 L 59	MIN	DNP
Jan 21	@ NYI	INJ	0/7 44	MIN	2-7L 15
Jan 27	@ PHX	INJ	3-26 W 60	MIN	DNP
Jan 28	Vs CHI	INJ	3-27 L 58	MIN	DNP
Jan 31	@ COL	INJ	3-37 W 59	MIN	DNP
Feb 2	Vs BUF	INJ	2-23 W 60	MIN	DNP
Feb 4	@ MIN	INJ	2-24 L 60	MIN	DNP
Feb 5	@ NSH	INJ	DNP	MIN	3-33 L 59
Feb 7	@ CGY	INJ	DNP	MIN	1-27 W 60
Feb 11	Vs CGY	INJ	DNP	MIN	2-23 W 61
Feb 15	Vs ATL	INJ	2-17 31	MIN	5-25 L 28
Feb 18	Vs LA	INJ	4-26 L 59	MIN	DNP
Feb 20	@ DET	INJ	DNP	MIN	5-34 L 59
Feb 21	@ CBJ	INJ	DNP	MIN	2-28 W 60
Feb 24	@ BUF	INJ	DNP	MIN	2-36 W 60
Feb 26	@ BOS	INJ	3-19 36	MIN	3-8L 24
Feb 28	@ DAL	INJ	DNP	MIN	3-33 W 60
Mar 3	@ CHI	INJ	DNP	MIN	3-37 O 62
Mar 6	Vs DAL	INJ	DNP	MIN	3-16 L 59
Mar 8	Vs MIN	INJ	3-25 L 58	MIN	DNP
Mar 11	Vs VAN	INJ	3-35 W 63	MIN	DNP
Mar 15	Vs S.J	INJ	1-30 L 59	MIN	DNP
Mar 18	Vs NSH	INJ	DNP	MIN	3-24 W 61
Mar 19	@ PHX	INJ	2-28 W 65	MIN	DNP
Mar 22	Vs PHX	INJ	2-28 W 60	MIN	DNP
Mar 24	@ NSH	INJ	DNP	MIN	1-32 W 65
Mar 25	@ COL	INJ	2-36 W 60	MIN	DNP
Mar 27	Vs EDM	INJ	0-12 36	MIN	4-7L 23
Mar 29	Vs COL	INJ	1-27 W 60	MIN	DNP
Mar 31	@ EDM	INJ	3-31 W 60	MIN	DNP
Apr 2	@ VAN	INJ	5-30 W 65	MIN	DNP
Apr 4	@ S.J	INJ	2-30 W 60	MIN	DNP
Apr 5	Vs S.J	INJ	3-26 L 58	MIN	DNP
Apr 10	Vs DAL	INJ	3-45 W 65	MIN	DNP
Apr 11	@ PHX	DND	4-24 40	MIN	0-9O 25

Skaters: Goals-Assists (GameWinning or GameTying) Shots (+/-) TOI

Goalies: Goals Allowed / Shots Decision Minutes Played

2008-09 REGULAR SEASON





ANAHEIM DUCKS

REGULAR SEASON TEAM NOTES

THE SEASON: The Ducks finished the regular season with a record of 42-33-7 for 91 points, ranking second in the Pacific Division and eighth in the Western Conference. Anaheim went 20-18-3 at home and 22-15-4 on the road in the regular season. The Ducks qualified for the playoffs for the fourth consecutive year and seventh time in club history (1997, 1999, 2003, 2006-2009).

THE STANDINGS CLIMB: After 69 games, the Ducks were 32-31-6, 12th in the Western Conference standings (13th by winning percentage)... Anaheim rallied to make the playoffs by posting the best record in the NHL (by points and winning percentage) over the last 13 games, going 10-2-1 (21 points, .808 win%)...the Ducks joined only the 1996-97 Ottawa Senators and 2006-07 NY Rangers as teams to rally from as low as 12th place to make the playoffs with 13 games-or-less remaining in the season...the 1996-97 Senators were 12th through 69 games and finished seventh, while the 2006-07 Rangers were 12th through 72 games and finished sixth.

DEADLINE DEALS HELP LEAD CHARGE: Ducks Executive Vice President/General Manager Bob Murray engineered several trades at the Mar. 4 trading deadline...Murray made four trades in total that morning, including the acquisition of Petteri Nokelainen, Erik Christensen and James Wisniewski...that day, the Ducks stood ninth in the Western Conference with a mark of 31-28-6 for 68 points.... since the trading deadline, only St. Louis (13-4-2, 28 points) and San Jose (12-5-2, 26 points) had a better record than Anaheim (11-5-1, 23 points) in the Western Conference.

STRONG FINISH: The Ducks finished the 2008-09 regular season winning five of the last seven games (5-1-1), 10 of 13 games (10-2-1) and were 11-3-1 in the last 15 overall... the Ducks scored at least one power play goal in eight of the last nine games (13-for-35, 37.1%) and went 20-for-48 (41.7%) over the final 13...in the last five contests, the Ducks were 9-for-16 on the power play for a 56.3% success rate...in addition, the club recorded 55 goals over the last 13 games (4.2 per game), scoring at least five goals in five of those contests...over the final nine games, the Bobby Ryan-Ryan Getzlaf-Corey Perry line earned 17-21=38 points...during that span, Getzlaf collected 2-12=14 points, Perry with 8-5=13 points and Ryan earning 7-4=11 points.

ROAD SUCCESS: Anaheim finished the 2008-09 regular season by recording points in a team-record nine consecutive road games (7-0-2; 16 points), besting the previous mark of eight games set earlier in the year (7-0-1; Oct. 21-Nov. 30)...the Ducks won six straight road games before losing in a shootout in the season finale at Phoenix on Apr. 11, falling just one win shy of tying a club-record seven-game road winning streak from Nov. 28-Dec. 13, 2006...with a 22-15-4 road record, the Ducks tied a franchise record for most road wins in a single season (22-14-5, 2006-07)...only three other NHL teams registered more road wins than Anaheim in 2008-09: Detroit (24-12-5), Boston (24-13-4) and New Jersey (23-15-3).

LEADING THE WAY: Center Ryan Getzlaf concluded the 2008-09 campaign ranked tied for third among NHL leaders in assists, tied for sixth in scoring (25-66=91) and tied for fourth in power play assists (28)...leading the club in assists and scoring this season, Getzlaf also broke the Ducks single-season assist record (previously Kariya, 62) on his third helper of the night as part of a four-assist effort on Apr. 4 at San Jose...with two assists (0-2=2) on Apr. 2 at Vancouver, he set a single-season career high in assists (60), one game after establishing a personal best for points in a season on Mar. 31 at Edmonton (83)...he tied his career high in goals (25) with a two-goal performance (2-1=3) on Mar. 27 vs. Edmonton while also passing Andy McDonald for fourth on the club's all-time points list (now at 270)...Getzlaf became just the third player in franchise history to reach the 90-point mark in one season (Selanne, Kariya) with an assist for his 90th point (25-65=90) on Apr. 5 vs. San Jose...he has earned points in seven of seven eight (2-12=14), 11 of the last 16 (5-16=21) and 12-43=55 points in the last 50 games.

HILLER STRONG IN NET: Goaltender Jonas Hiller concluded the regular season ranked tied for seventh among NHL goaltenders in GAA (2.39) and tied for sixth in SV% (.919)...over his last 12 games, Hiller went 8-2-0 with a 2.44 GAA and .919 SV%, stopping 319-of-347 shots...prior to a 3-2 loss to San Jose on Apr. 5 at Honda Center, Hiller won seven consecutive decisions to tie Guy Hebert for the longest winning streak in franchise history (Hebert won seven straight games from Feb. 25-Mar. 22, 1995)...during his seven-game winning streak, Hiller posted a 2.19 GAA (17 GA/466 MIN) and .923 SV% (205-of-222) in eight appearances (7-0-0 with one no-decision)...over his final 32 games of the season, Hiller went 17-10-0 with a 2.51 GAA (75 GA/1796 MIN) and a .913 SV% (788-of-863).

ANAHEIM DUCKS

REGULAR SEASON TEAM NOTES



REIGNING ROOKIE: Ducks right wing Bobby Ryan finished the regular season leading all NHL rookies in scoring, goals, power play goals (12), shooting percentage (17.8), points-per-game (.89) and power play points (23) while ranking tied for third in power play assists (11) and tied for fourth in assists... after his recall from the AHL on Nov. 15, he registered 10 more goals and 13 more points than any other rookie in the league (see chart below)... Ryan was the first West-Coast rookie (Pacific Time Zone) to lead the league in points since Luc Robitaille of the LA Kings in 1986-87 (45-39=87)...he was also the first West-Coast rookie to lead the league in goals since Paul Kariya of Anaheim in the lockout-shortened 1994-95 season (18 goals)...he became the first NHL rookie to score 30 goals in a season since Evgeni Malkin had 33 in 2006-07...Ryan became the first rookie in franchise history to record a 20-goal/20-assist season, reaching the 30/20 plateau...he scored his 30th goal (second of the night) Apr. 4 at San Jose, becoming the all-time franchise leader in rookie goals (previously Dustin Penner, 29 goals, 2006-07)...he also broke the club's single-season rookie scoring record with his 46th point on Mar. 22 vs. Phoenix (previously Penner, 29-16=45, 2006-07)...on Apr. 2 in Vancouver, he collected his 26th assist of the season to tie Francois Beauchemin for the franchise rookie record.....he finished the regular season with points in six of the last eight games (7-4=11) and in 22 of his last 37 (19-12=31)...Ryan also collected points in 32 of the last 50 contests (27-20=47) and 29-24=53 points in the last 59 games.

NHL ROOKIE SCORING SINCE NOV. 15 (DATE OF RYAN'S RECALL)

Player	Team	GP	G	A	P
Bobby Ryan	ANA	64	31	26	57
Michael Frolik	FLA	66	21	23	44
Steven Stamkos	TB	63	21	21	42
Kris Versteeg	CHI	63	19	21	40
Patrick Berglund	STL	62	16	21	37

EBBETT ALSO MAKES HIS MARK: Fellow rookie Andrew Ebbett joined Bobby Ryan in leading rookie scorers this season....Ebbett finished the year ranked fourth in points-per-game among rookies (.67), and tied-for-seventh in assists despite playing in only 48 games...a closer look:

NHL ROOKIE POINTS-PER-GAME LEADERS (min. 40 games played)

Player	Team	GP	G	A	P	P/G
Bobby Ryan	ANA	64	31	26	57	.89
Kris Versteeg	CHI	78	22	31	53	.68
T.J. Oshie	STL	57	14	25	39	.68
Andrew Ebbett	ANA	48	8	24	32	.67
Claude Giroux	PHI	42	9	18	27	.64
Mikhail Grabovski	TOR	78	20	28	48	.62

TOP NHL ROOKIE SCORING TANDEMS

Players	Team	GP	G	A	P	P/G
Bobby Ryan + Andrew Ebbett	Anaheim	112	39	50	89	0.80
Patrik Berglund + T.J. Oshie	St. Louis	133	35	51	86	0.65
Kris Versteeg + Troy Brouwer	Chicago	147	32	47	79	0.54
Mikhail Grabovski + Nikolai Kulemin	Toronto	151	35	44	79	0.52

THE CAPTAIN LEADS THE WAY, AGAIN: Scott Niedermayer concluded the regular season ranked second among all defensemen in scoring since Jan. 1 (9-31=40)... for the season, he ranked tied for third in the NHL in scoring and assists among defensemen...Niedermayer became Anaheim's all-time goal scorer among defensemen by surpassing Oleg Tverdovsky with his 46th goal as a Duck on Mar. 8 vs. Minnesota...Niedermayer recorded his third three-point night of the season (1-2=3) on Mar. 31 at EDM, tying a single game career high (18 times)...he earned 2-8=10 points in his final six games, points in nine of the last 16 games (5-11=16) and 14 of 26 (8-15=23), including the game-winning OT goals on Mar. 11 vs. Vancouver and Feb. 11 vs. Calgary...in addition he collected points in 22 of the last 39 (9-26=35) and 26 of the last 46 (10-32=42) games.



ANAHEIM DUCKS

REGULAR SEASON TEAM NOTES

NHL DEFENSEMEN SCORING LEADERS SINCE JANUARY 1

Player	Team	Points
Mike Green	WSH	23-27=50
Scott Niedermayer	ANA	9-31=40
Andrei Markov	MTL	7-30=37
Nicklas Lidstrom	DET	11-24=35
Niklas Kronwall	DET	4-30=34

CHIPPING IN: Right wing Teemu Selanne finished the regular season on a seven-game scoring streak (4-5=9), which equaled the longest active streak in the league to end the season (also M. Gaborik)...he had points in 10 of the last 11 games (5-7=12) and 12-11=23 points in the last 25...right wing Corey Perry, who earned his 100th NHL assist on Mar. 27 vs. Edmonton, wrapped up 2008-09 on a five-game point streak (4-3=7)...in addition, Perry earned points in eight of the last nine contests (8-5=13), 14 of the last 19 (11-8=19) and 40 points in the final 40 games he appeared in (23-17=40)...defenseman Chris Pronger earned 1-11=12 points in his last 19 games, including a three-assist (0-3=3) night on Mar. 22 vs. Phoenix...he also had 5-23=28 points in his final 47 games...center Erik Christensen picked up 2-7=9 points in his last 15 games and center Andrew Ebbett had points in seven of his last 11 games (3-6=9)...defenseman James Wisniewski had eight assists (0-8=8) in his last nine games while fellow blue-liner Ryan Whitney picked up points in four of the last seven games (0-5=5) and in six of the last 11 (0-7=7).

MILESTONE MOMENT: Left wing Rob Niedermayer appeared in his 1,000th NHL contest on Mar. 19 at Phoenix...collecting an assist that night, Rob and brother Scott became the fourth pair of brothers to reach 1,000 games played...the Niedermayers joined Geoff and Russ Courtnall (1,048 games and 1,029, respectively), Derian and Kevin Hatcher (1,045, 1,157), and Brent & Ron Sutter (1,111, 1,093) in the exclusive category...Rob also became the fourth Duck to reach 1,000 games in 2008-09...the only other team in NHL history to have four players hit the 1,000-game mark in the same season was the 1998-99 Los Angeles Kings (Doug Bodger, Russ Courtnall, Ray Ferraro and Garry Galley)...on Feb. 20 at Detroit, defenseman Chris Pronger became the 85th defenseman all-time and 13th active to hit the 1,000-game milestone...two other Ducks reached the 1,000-game milestone earlier in the regular season: center Todd Marchant on Dec. 22 at Vancouver and defenseman Bret Hedican on Nov. 21 at St. Louis.

A NIGHT TO REMEMBER: Right wing Teemu Selanne scored his 1,200th career NHL point with his overtime goal on Mar. 18 vs. Nashville...Selanne became the 45th player in NHL history to reach the milestone and only the sixth player born outside North America to reach the mark, joining Jaromir Jagr (646-953=1599), Stan Mikita (541-926=1467), Jari Kurri (601-797=1398), Mats Sundin (564-785=1349) and Paul Stastny (450-789=1239)...in addition, with 1-1=2 points on Apr. 11 at Phoenix, Selanne surpassed Bobby Clarke for sole possession of 41st place on the all-time points list (579-631=1209) and tied Theo Fleury (633) for 64th on the all-time assists list...Selanne also has sole possession of 18th place on the NHL's all-time goals list, passing Mike Bossy at 573...in addition, his power play goal on Apr. 2 at Vancouver was his 206th power play goal of his career, passing Wayne Gretzky at 204 and Joe Sakic at 205 for sole possession of 11th place on the NHL's all-time PPG list...below is a closer look:

NHL ALL-TIME POINTS

No.	Player Name	Games Played	Goals	Assists	Points
38	Jean Beliveau	1125	507	712	1219
39	*Jeremy Roenick	1363	513	703	1216
	Larry Murphy	1615	287	929	1216
*41	Teemu Selanne	1132	579	633	1212
42	Bobby Clarke	1144	358	852	1210
43	Bernie Nicholls	1127	475	734	1209
44	Vincent Damphousse	1378	432	773	1205
45	Dino Ciccarelli	1232	608	592	1200
*46	Sergei Fedorov	1247	483	695	1178
47	Bobby Hull	1063	610	560	1170
48	Michel Goulet	1089	548	604	1152

(Selanne also seventh in points among active players) *Active

ANAHEIM DUCKS

REGULAR SEASON TEAM NOTES



NHL ALL-TIME GOALS

No.	Player Name	Games Played	Goals
17	Jarri Kurri	1251	601
*18	Teemu Selanne	1132	579
19	Mike Bossy	752	573
20	Joe Nieuwendyk	1257	564
	*Mats Sundin	1346	564
22	Guy Lafleur	1126	560
23	John Bucyk	1540	556

(Selanne also third in goals among active players)

*Active

NHL ALL-TIME ASSISTS

No.	Player Name	Games Played	Assists
56	Brett Hull	1269	650
57	Bobby Orr	657	645
58	Gary Suter	1145	641
59	Dave Taylor	1111	638
60	Darryl Sittler	1096	637
	Borje Salming	1148	637
62	Peter Forsberg	706	636
63	Neal Broten	1099	634
*64	Teemu Selanne	1132	633
	Theo Fleury	1084	633
66	Mike Gartner	1432	627
67	Andy Bathgate	1069	624
*68	Sergei Zubov	1068	619
69	Rod Gilbert	1065	615

(Selanne also 12th in assists among active players) *Active

POINT PRODUCTION: Center Ryan Getzlaf finished the 2008-09 regular season with points in seven of eight (2-12=14), 11 of the last 16 (5-16=21) and 12-43=55 points in the last 50 games, including 3-11=14 during a team-best 10-game point streak from Jan. 2-20...Getzlaf was one of just two players in the NHL to record points in eight-or-more consecutive games on three separate occasions during the regular season (also PIT's Malkin)... among players drafted from 2003-present and have appeared in 200-or-more NHL contests, Getzlaf ranks fourth in points-per-game...below is a look at the top five:

Player	Draft Team	Draft Year	GP	G	A	P	P/G
Sidney Crosby	PIT	2005	290	132	265	397	1.37
Alexander Ovechkin	WSH	2004	324	219	201	420	1.30
Evgeni Malkin	PIT	2004	242	115	189	304	1.26
Ryan Getzlaf	ANA	2003	297	88	182	270	0.91
Eric Staal	CAR	2003	409	164	194	358	0.88

HE'S NO. 1: Right wing Teemu Selanne became the franchise's all-time games played leader with his 617th game as a Duck on Jan. 31 at Colorado...with his appearance that afternoon at Pepsi Center, Selanne surpassed former teammate Steve Rucchin for sole possession of first in all-time Ducks appearances...since making his Anaheim debut in the 1995-96 NHL season, Selanne has scored 352-391=743 points with a +114 rating and 316 PIM in 647 games with the Ducks...Teemu leads the club in all-time points, goals, power play goals, power play points, game-winning goals, plus/minus and appearances...on Nov. 7 vs. Dallas, Selanne became the franchise's all-time assists leader with his 370th assist as a Duck...he also collected his 700th career point as a Duck on Oct. 31 vs. VAN with an assist.

OVERTIME HEROES: Eight players on the Anaheim Ducks' 2008-09 closing roster have scored at least one overtime goal in their career (regular season and playoffs)...the Ducks won five games in overtime during the regular season, including Teemu Selanne's OT winner in a 4-3 victory on Mar. 18 vs. Nashville...Scott Niedermayer's OT goal on Mar. 11 vs. Vancouver was the 12th of his career, increasing his all-time NHL record for OT goals by a defenseman...Niedermayer also scored his 11th career overtime goal on Feb. 11 vs. Calgary in a 3-2 win...defenseman Chris Pronger scored just 40 seconds into the extra frame for a 1-0 Ducks win on Nov. 4 at Los Angeles while defenseman Francois Beauchemin's second career OT goal on Oct. 29 at Honda Center gave Anaheim a 5-4 win over Detroit...below is a look at all of the Ducks' overtime scorers:

REGULAR SEASON			PLAYOFF		
PLAYER	OT GOALS	LAST	PLAYER	OT GOALS	LAST
Scott Niedermayer	12	Mar. 11, 2009 w/ANA vs. VAN	Scott Niedermayer	2	May 13, 2007 w/ANA @ DET
Teemu Selanne	9	Mar. 18, 2009 w/ANA vs. NSH	Teemu Selanne	2	May 20, 2007 w/ANA @ DET
Chris Pronger	5	Nov. 4, 2008 w/ANA @ LA	Todd Marchant	1	Apr. 29, 1997 w/EDM @ DAL
Rob Niedermayer	4	Oct. 22, 2003 w/ANA vs. PHL			
Todd Marchant	3	Dec. 28, 2002 w/EDM vs. TOR			
Francois Beauchemin	2	Oct. 29, 2008 w/ANA vs. DET			
Ryan Getzlaf	1	Nov. 28, 2006 w/ANA @ EDM			
Bret Hedican	1	Mar. 20, 2004 w/CAR @ OTT			



ANAHEIM DUCKS

REGULAR SEASON TEAM NOTES

SHOOTOUT: The Ducks had 12 skaters on their 2008-09 closing roster who have competed in the shootout since its debut in the 2005-06 season... Anaheim had four players score in the shootout during the regular season: Teemu Selanne, who scored the shootout-winning goal on Apr. 10 against Dallas and Mar. 24 at Nashville, Corey Perry, Ryan Getzlaf and Bobby Ryan...Ryan scored the shootout-winning goal in a 3-2 Ducks win at Phoenix on Mar. 19...Perry scored lone shootout goal in a 6-5 win on Apr. 2 at Vancouver and the game-deciding goal in the Ducks' 3-2 shootout win on Dec. 19 at Edmonton...Getzlaf led all Anaheim skaters in 2008-09 with a 55.6 percent success rate (5-for-9)...below is a look at the 2008-09 Ducks season and all-time individual shootout results:

PLAYER	2008-09				ALL-TIME			
	S	G	S%	GDG	S	G	S%	GDG
Ryan Getzlaf	9	5	55.6	1	35	11	31.4	4
Corey Perry	10	5	50.0	2	25	10	40.0	5
Teemu Selanne	7	3	42.9	3	29	11	37.9	4
Erik Christensen	5	2	40.0	2	31	17	54.8	8
Bobby Ryan	6	1	16.7	1	6	1	16.7	1
Rob Niedermayer	1	0	0.0	0	4	1	25.0	1
Chris Pronger	1	0	0.0	0	3	0	0.0	0
Ryan Carter	1	0	0.0	0	1	0	0.0	0
Francois Beauchemin	1	0	0.0	0	1	0	0.0	0
Scott Niedermayer	1	0	0.0	0	1	0	0.0	0
Ryan Whitney	0	0	0.0	0	3	1	33.3	0
Todd Marchant	0	0	0.0	0	1	0	0.0	0

GOALTENDERS	2008-09					ALL-TIME				
	W	L	SA	GA	SV%	W	L	SA	GA	SV%
J.S. Giguere	2	2	12	4	.667	14	20	109	38	.651
Jonas Hiller	5	1	31	5	.839	6	2	39	8	.795

MILESTONES ACHIEVED IN 2008-09:

- Randy Carlyle 300th game as an NHL Head Coach, Feb. 4 @ MIN
- Ryan Getzlaf 200th NHL point, Nov. 14 vs. NSH
63rd assist to become the all-time franchise leader in assists (single season), Apr. 4 @ SJ
- J.S. Giguere 30th NHL shutout, Oct. 17 vs. SJ
400th NHL game, Dec. 1 @ DET
200th NHL win, Dec. 7 vs. CBJ
200th win as a Duck, Feb. 28 @ DAL
- Bret Hedican 1,000th NHL game, Nov. 21 @ STL
- Chris Kunitz 100th NHL assist, Nov. 5 vs. STL
300th NHL game, Jan. 17 @ MIN
- Todd Marchant 200th game as a Duck, Oct. 29 vs. DET
1,100th NHL game, Dec. 19 @ EDM
1,000th NHL game, Dec. 22 @ VAN
- Travis Moen 200th game as a Duck, Oct. 12 vs. PHX
300th NHL game, Nov. 19 vs. WSH
- Steve Montador 300th NHL game, Oct. 27 @ CBJ
- Brendan Morrison 700th NHL game, Dec. 3 @ CHI
- Rob Niedermayer 1,000th NHL game, Mar. 19 @ PHX
- Scott Niedermayer 126th assist as a Duck to become all-time leader among franchise defensemen, Oct. 29 vs. DET
171st point as a Duck to become all-time leader among club defensemen, Dec. 3 @ CHI
500th NHL assist, Jan. 2 vs. PHI
200th point as a Duck, Feb. 28 @ DAL
- Samuel Pahlsson 46th goal as a Duck to become all-time leader among club defensemen, Mar. 8 vs. MIN
500th NHL game, Oct. 24 @ OTT

ANAHEIM DUCKS

REGULAR SEASON TEAM NOTES



Corey Perry 500th game as a Duck, Nov. 30 @ CAR
 200th NHL game, Jan. 16 @ MIN
 100th NHL assist, Mar. 27 vs. EDM
 Chris Pronger 100th assist as a Duck, Jan. 28 vs. CHI
 1,000th NHL game, Feb. 20 @ DET
 600th NHL point, Mar. 18 vs. NSH
 Bobby Ryan 46th point to become the all-time franchise leader in rookie scoring, Mar. 22 vs. PHX
 30th goal to become the all-time franchise leader in rookie goals, Apr. 4 @ SJ
 Teemu Selanne 700th point as a Duck, Oct. 31 vs. VAN
 370th assist as a Duck to become franchise all-time leader, Nov. 7 vs. DAL
 600th game as a Duck, Nov. 14 vs. NSH
 200th NHL PPG, Nov. 24 vs. COL
 617th game as a Duck to become franchise all-time leader, Jan. 31 @ COL
 1,200th NHL point, Mar. 18 vs. NSH
 300th PPP as a Duck, Mar. 22 vs. PHX

DUCKS AMONG LEAGUE LEADERS: Below is a glance at Ducks players who finished the 2008-09 season ranked among the top 10 in the NHL in various categories:

Teemu Selanne	Tied for fifth in PPG	Ryan Getzlaf	Tied for sixth in scoring
Jonas Hiller	Tied for seventh in GAA		Tied for third in assists
	Tied for sixth in SV%		Tied for fourth in PPA
Andrew Ebbett	Tied for seventh in rookie assists	Chris Pronger	Third in avg. TOI
Bobby Ryan	First in rookie scoring	Scott Niedermayer	Tied for third in defensemen scoring
	First in rookie goals		Fourth in avg. TOI
	Tied for fourth in rookie assists		Tied for third in defensemen assists
	First in rookie PPG		
	First in rookie shooting %		



ANAHEIM DUCKS

REGULAR SEASON TEAM NOTES

FRANCHISE LEADER BOARD: In addition to leading the club in all-time points, goals, power play goals, power play points, game-winning goals and plus/minus, Ducks right wing Teemu Selanne became the franchise's all-time games played leader with his 617th game as a Duck on Jan. 31 at Colorado...Selanne also broke the franchise's all-time assists record on Nov. 7 vs. Dallas with his 370th assist...Selanne collected his 700th career point as a Duck on Oct. 31 vs. Vancouver with an assist on a Corey Perry goal to cap a four-point effort (2-2=4)...with an assist on Selanne's goal on Dec. 3 at Chicago, Scott Niedermayer became the club's all-time leading scoring defenseman with his 171st point...on Mar. 8 vs. Minnesota, Niedermayer scored his 46th goal as a Duck, surpassing Oleg Tverdovsky for the franchise all-time lead in goals scored by defensemen...a closer look below at some of the major categories on the Ducks' all-time leader board:

Ducks ALL-TIME POINTS

Player	Points
Teemu Selanne	743
Paul Kariya	669
Steve Rucchin	432
Ryan Getzlaf	270
Andy McDonald	258

Ducks ALL-TIME GOALS

Player	Goals
Teemu Selanne	352
Paul Kariya	300
Steve Rucchin	153
Andy McDonald	92
Corey Perry	91
Ryan Getzlaf	88

Ducks ALL-TIME ASSISTS

Player	Assists
Teemu Selanne	391
Paul Kariya	369
Steve Rucchin	279
Ryan Getzlaf	182
Andy McDonald	167

Ducks CAREER PP GOALS

Player	Goals
Teemu Selanne	133
Paul Kariya	107
Steve Rucchin	58
Ryan Getzlaf	34
Scott Niedermayer	34

Ducks CAREER PP POINTS

Player	PPP
Teemu Selanne	304
Paul Kariya	263
Steve Rucchin	142
Ryan Getzlaf	129
Andy McDonald	95

Ducks ALL-TIME GAMES PLAYED

Player	Goals
Teemu Selanne	647
Steve Rucchin	616
Paul Kariya	606
Ruslan Salei	594
Samuel Pahlsson	527

Ducks GAME-WINNING GOALS

Player	GWG
Teemu Selanne	59
Paul Kariya	44
Steve Rucchin	23
Corey Perry	17
Andy McDonald	15

Ducks PLUS/MINUS

Player	Plus/Minus
Teemu Selanne	+114
Ryan Getzlaf	+60
Chris Kunitz	+60
Paul Kariya	+52
Bobby Dollas	+34

DEFENSEMEN

Ducks ALL-TIME POINTS

Player	Points
Scott Niedermayer	216
Oleg Tverdovsky	170
Chris Pronger	150
Fredrik Olausson	127
Ruslan Salei	105

Ducks ALL-TIME GOALS

Player	Goals
Scott Niedermayer	50
Oleg Tverdovsky	45
Fredrik Olausson	37
Chris Pronger	36
Bobby Dollas	28

Ducks ALL-TIME ASSISTS

Player	Assists
Scott Niedermayer	166
Oleg Tverdovsky	125
Chris Pronger	114
Fredrik Olausson	90
Ruslan Salei	79

ANAHEIM DUCKS

REGULAR SEASON STATS



POS	NO.	PLAYER	GP	AVG.		G	A	PTS	+/-	PIM	PP	SH	GW	S	PCTG
				TOI											
C	15	Ryan Getzlaf	81	20:07		25	66	91	5	121	9	0	2	227	11.0
R	10	Corey Perry	78	18:36		32	40	72	10	109	10	0	8	283	11.3
D	27	Scott Niedermayer	82	26:55		14	45	59	-8	70	9	0	2	178	7.9
R	9	Bobby Ryan	64	15:26		31	26	57	13	33	12	0	3	174	17.8
R	8	Teemu Selanne	65	16:29		27	27	54	-3	36	16	0	5	186	14.5
D	25	Chris Pronger	82	26:56		11	37	48	0	88	4	0	2	196	5.6
C	48	Andrew Ebbett	48	13:52		8	24	32	8	24	6	0	0	100	8.0
C	26	Erik Christensen	64	13:38		7	21	28	-9	20	2	0	0	122	5.7
D	34	James Wisniewski	48	19:51		3	21	24	9	30	1	0	0	89	3.4
D	19	Ryan Whitney	48	23:51		2	21	23	-14	28	1	0	0	71	2.8
C	44	Rob Niedermayer	79	15:34		14	7	21	-17	42	1	1	2	88	15.9
C	22	Todd Marchant	72	14:31		5	13	18	-2	34	0	2	0	101	5.0
R	16	George Parros	74	6:15		5	5	10	8	135	0	0	0	47	10.6
L	18	Drew Miller	27	12:59		4	6	10	0	17	0	0	0	45	8.9
C	17	Petteri Nokelainen	50	11:15		4	5	9	2	16	0	1	0	56	7.1
C	20	Ryan Carter	48	9:05		3	6	9	3	52	0	0	1	40	7.5
D	3	Bret Hedican	51	16:18		1	5	6	-7	36	0	0	0	40	2.5
D	23	Francois Beauchemin	20	24:54		4	1	5	-3	12	0	0	2	45	8.9
D	53	Brett Festerling	40	16:40		0	5	5	5	18	0	0	0	15	0.0
R	13	Mike Brown	48	8:08		2	2	4	-7	145	0	0	2	44	4.5
D	21	Sheldon Brookbank	44	12:07		1	3	4	4	76	0	0	0	30	3.3
D	60	Brendan Mikkelsen	34	13:56		0	2	2	0	17	0	0	0	19	0.0
D	55	Brian Salcido	2	12:17		0	1	1	2	0	0	0	0	1	0.0
L	64	Matt Beleskey	2	11:09		0	0	0	0	0	0	0	0	0	0.0
R	50	Troy Bodie	4	8:08		0	0	0	0	0	0	0	0	5	0.0

NO.	PLAYER	GPI	MINS	AVG	W	L	OT	EN	SO	GA	SA	SV%	G	A	PIM
1	Jonas Hiller	46	2486	2.39	23	15	1	6	4	99	1217	.919	0	0	0
35	Jean-Sebastien Giguere	46	2458	3.10	19	18	6	3	2	127	1274	.900	0	0	4

Players Acquired Mid Season

POS	NO.	PLAYER	Team	GP	AVG.		G	A	PTS	+/-	PIM	PP	SH	GW	S	PCTG
					TOI											
D	21	Sheldon Brookbank	NJ	15	8:50		0	0	0	1	25	0	0	0	6	0.0
			ANA	29	13:50		1	3	4	3	51	0	0	0	24	4.2
			TOTAL	44	12:07		1	3	4	4	76	0	0	0	30	3.3
R	13	Mike Brown	VAN	20	5:29		0	1	1	-5	85	0	0	0	6	0.0
			ANA	28	10:02		2	1	3	-2	60	0	0	2	38	5.3
			TOTAL	48	8:08		2	2	4	-7	145	0	0	2	44	4.5
C	26	Erik Christensen	ATL	47	14:16		5	14	19	-7	14	1	0	0	90	5.6
			ANA	17	11:55		2	7	9	-2	6	1	0	0	32	6.3
			TOTAL	64	13:38		7	21	28	-9	20	2	0	0	122	5.7
C	17	Petteri Nokelainen	BOS	33	9:40		0	3	3	-1	10	0	0	0	30	0.0
			ANA	17	14:20		4	2	6	3	6	0	1	0	26	15.4
			TOTAL	50	11:15		4	5	9	2	16	0	1	0	56	7.1
D	19	Ryan Whitney	PIT	28	24:34		2	11	13	-15	16	1	0	0	42	4.8
			ANA	20	22:52		0	10	10	1	12	0	0	0	29	0.0
			TOTAL	48	23:51		2	21	23	-14	28	1	0	0	71	2.8
D	34	James Wisniewski	CHI	31	19:15		2	11	13	6	14	1	0	0	70	2.9
			ANA	17	20:57		1	10	11	3	16	0	0	0	19	5.3
			TOTAL	48	19:51		3	21	24	9	30	1	0	0	89	3.4



ANAHEIM DUCKS

HOME/ROAD SCORING BREAKDOWN

Player	Pos	HOME					ROAD					TOTALS				
		GP	G	A	P	+/-	GP	G	A	P	+/-	GP	G	A	P	+/-
Ryan Getzlaf	C	41	17	32	49	2	40	8	34	42	3	81	25	66	91	5
Corey Perry	R	38	13	26	39	4	40	19	14	33	6	78	32	40	72	10
Scott Niedermayer	D	41	8	22	30	-4	41	6	23	29	-4	82	14	45	59	-8
Bobby Ryan	R	30	13	11	24	6	34	18	15	33	7	64	31	26	57	13
Teemu Selanne	R	34	14	17	31	-6	31	13	10	23	3	65	27	27	54	-3
Chris Pronger	D	41	7	24	31	3	41	4	13	17	-3	82	11	37	48	0
Andrew Ebbett	C	21	6	6	12	0	27	2	18	20	8	48	8	24	32	8
Erik Christensen	C	32	2	11	13	-6	32	5	10	15	-3	64	7	21	28	-9
James Wisniewski	D	23	2	7	9	3	25	1	14	15	6	48	3	21	24	9
Ryan Whitney	D	25	1	14	15	-4	23	1	7	8	-10	48	2	21	23	-14
Rob Niedermayer	C	40	5	4	9	-5	39	9	3	12	-12	79	14	7	21	-17
Todd Marchant	C	37	2	9	11	-1	35	3	4	7	-1	72	5	13	18	-2
George Parros	R	38	3	4	7	3	36	2	1	3	5	74	5	5	10	8
Drew Miller	L	11	1	3	4	3	16	3	3	6	-3	27	4	6	10	0
Petteri Nokelainen	C	27	2	3	5	2	23	2	2	4	0	50	4	5	9	2
Ryan Carter	C	27	3	3	6	5	21	0	3	3	-2	48	3	6	9	3
Bret Hedican	D	26	1	3	4	-1	25	0	2	2	-6	51	1	5	6	-7
Francois Beauchemin	D	12	3	0	3	0	8	1	1	2	-3	20	4	1	5	-3
Brett Festerling	D	22	0	3	3	2	18	0	2	2	3	40	0	5	5	5
Mike Brown	R	26	0	2	2	-6	22	2	0	2	-1	48	2	2	4	-7
Sheldon Brookbank	D	23	0	2	2	1	21	1	1	2	3	44	1	3	4	4
Brendan Mikkelsen	D	14	0	0	0	-4	20	0	2	2	4	34	0	2	2	0
Brian Salcido	D	0	0	0	0	0	2	0	1	1	2	2	0	1	1	2
Matt Beleskey	L	2	0	0	0	0	0	0	0	0	0	2	0	0	0	0
Troy Bodie	R	1	0	0	0	0	3	0	0	0	0	4	0	0	0	0

		GP	W	L	OT	GA	MIN	SAVES	SHOTS	GAA	SV%
J.S. Giguere	Home Totals	23	10	10	2	68	1,214	533	601	3.36	0.887
	Road Totals	23	9	9	3	59	1,244	614	673	2.85	0.912
	Season Totals	46	19	19	5	127	2,458	1,147	1,274	3.10	0.900

		GP	W	L	OT	GA	MIN	SAVES	SHOTS	GAA	SV%
Jonas Hiller	Home Totals	22	10	8	1	44	1,180	509	553	2.24	0.920
	Road Totals	23	13	7	0	54	1,271	597	651	2.55	0.917
	Season Totals	45	23	15	1	98	2,451	1,106	1,204	2.40	0.919

ANAHEIM DUCKS

SEASON HIGHS AND LOWS



Goals by Period - Highs and Lows

	Ducks		
	1st	2nd	3rd
High	3 (3/25/09 @ COL)	4 (two times)	3 (Two times, last: 3/22/09 vs. PHX)
Low	0 (29 times)	0 (27 times)	0 (31 times)

	Opponents		
	1st	2nd	3rd
High	3 (11/19/08 vs. WSH)	4 (three times)	3 (four times)
Low	0 (28 times)	0 (23 times)	0 (26 times)

Shots by Period - Highs and Lows

	Ducks			
	1st	2nd	3rd	OT
High	16 (two times)	20 (2/2/03 vs. BUF)	24 (3/27/09 vs. EDM)	4 (12/19/08 @ EDM)
Low	3 (1/8/09 @ LA)	2 (2/21/09 @ CBJ)	0 (10/21/08 @ TOR)	1 (four times)

	Opponents			
	1st	2nd	3rd	OT
High	19 (two times)	21 (10/9/08 @ SJ)	22 (10/25/08 @ MTL)	6 (11/22/08 @ DAL)
Low	4 (six times)	4 (11/24/08 vs. COL)	1 (1/21/09 @ NYI)	0 (five times)

2008-09 Ducks Record by Days of the Week

Mon. 3-2-0 Tues. 7-4-1 Wed. 7-9-0 Thurs. 2-5-0 Fri. 4-6-4 Sat. 9-0-2 Sun. 10-7-0

Ducks Record This Season When:

Scoring no goals:	0-5-0	Allowing no goals:	6-0-0
Scoring one goal:	3-7-0	Allowing one goal:	7-1-0
Scoring two goals:	5-11-2	Allowing two goals:	15-4-0
Scoring three goals:	9-8-2	Allowing three goals:	11-10-2
Scoring four goals:	14-2-2	Allowing four goals:	2-11-3
Scoring five goals or more:	11-0-1	Allowing five goals or more:	1-7-2
Overall	42-33-7	Overall	42-33-7

Ducks Miscellaneous Records:

When scoring a PP goal:	28-15-6	When not scoring a PP goal:	14-18-1
Not allowing a PP goal:	18-8-1	Allowing a PP goal:	24-25-6
Winning 50% or more faceoffs:	28-17-5	Winning less than 50% of faceoffs:	14-16-2
Day Games (before 5 pm):	4-0-0	Night Games:	38-33-7
First Game of Back-to-back:	9-7-2	Second Game of back-to-back:	8-9-1

Breakdown of Ducks Results - 2008-09

	RECORD				GOALS		POWER PLAY			PENALTY KILLING		
	W	L	OT	PTS	GF	GA	PPG	ATT	%	PPGA	TSH	%
Games 1-10:	5	5	0	10	28	31	5	36	13.9	10	59	83.1
Games 11-20:	5	3	2	12	32	32	11	44	25.0	14	56	77.8
Games 21-30:	6	3	1	13	24	19	7	34	20.6	5	45	88.9
Games 31-40:	4	4	2	10	22	28	10	41	24.4	10	56	82.1
Games 41-50:	4	6	0	8	30	28	10	39	25.6	9	36	75.0
Games 51-60:	4	6	0	8	25	35	8	37	21.2	9	40	80.0
Games 61-70:	5	4	1	11	26	28	5	35	14.3	9	42	78.6
Games 71-80:	8	2	0	16	40	26	14	35	40.0	9	41	78.0
Games 81-82:	1	0	1	3	7	7	3	8	37.5	3	10	70.0
Overall:	42	33	7	91	240*	235*	73	309	23.6	78	385	79.7

*Does not include shootout goals



ANAHEIM DUCKS

2008-09 INJURIES

Player	Injury	Number of Games Missed
Brad Larsen	Sports hernia	82 games, Oct. 9-Apr. 11
Rob Niedermayer	Bruised foot	1 game, Oct. 14
Ryan Getzlaf	Tooth/gum infection	1 game, Oct. 21
Brad May	Sprained right knee	6 games, Oct. 31-Nov. 9
George Parros	Right eye abrasion	2 games, Nov. 2-4
Francois Beauchemin	Torn left ACL	62 games, Nov. 16-Apr. 5
Brian Sutherby	Strained groin	10 games, Nov. 21-Dec. 11
Teemu Selanne	Left quadriceps laceration	17 games, Dec. 22-Jan. 27
Kent Huskins	Bruised foot	2 games, Dec. 22-23
	Broken foot	27 games, Jan. 2-Mar. 3
Bret Hedican	Stiff back	1 game, Dec. 31
Todd Marchant	Fractured finger	10 games, Jan. 9-Jan. 31
Brett Festerling	Left knee contusion	2 games, Jan. 16-17
Samuel Pahlsson	Mononucleosis	13 games, Feb. 2-Mar. 3
Bret Hedican	Back spasms	2 games, Feb. 20-21; 19 games, Feb. 28-Apr. 11

Total Man-Games Lost: 252



ANAHEIM DUCKS

2008-09 TRANSACTIONS



May 21, 2008	Signed affiliation agreement with the Bakersfield Condors of the ECHL.
June 3, 2008	Signed multi-year affiliation agreement with the Iowa Chops of the AHL.
June 10, 2008	Acquired a third-round selection in the 2008 NHL Entry Draft from Minnesota in exchange for D Marc-Andre Bergeron.
June 11, 2008	Signed C Andrew Ebbett and G Jonas Hiller to two-year contract extensions.
June 20, 2008	Named Dave Nonis Senior Advisor of Hockey Operations.
June 20-21, 2008	Selected 10 players in the 2008 NHL Entry Draft, including D Jake Gardiner at 17th overall.
June 20, 2008	Acquired the 17th and 28th overall selections in the 2008 NHL Entry Draft from Los Angeles in exchange for the 12th overall selection in the 2008 Draft. Later acquired the 35th and 39th overall selections in the 2008 Draft from Phoenix in exchange for the 28th overall selection in the 2008 Draft.
June 21, 2008	Acquired a seventh-round selection in the 2008 NHL Entry Draft from Philadelphia in exchange for Anaheim's seventh-round pick in the 2009 NHL Entry Draft.
June 24, 2008	Named Chief Executive Officer Michael Schulman Club Governor.
June 25, 2008	Signed C Brian Sutherby to a one-year contract extension.
July 1, 2008	Signed RW Corey Perry to a five-year contract.
July 2, 2008	Signed D Stu Bickel to a three-year entry-level contract.
July 7, 2008	Signed G David LeNeveu to a one-year contract.
July 8, 2008	Signed C Brendan Morrison to a one-year contract.
July 11, 2008	Signed D Steve Montador to a one-year contract and D Brennan Evans to a two-year contract.
July 15, 2008	Signed C Logan MacMillan to a three-year entry-level contract.
July 15, 2008	Acquired LW Joakim Lindstrom from Columbus in exchange for a conditional pick in the 2010 NHL Entry Draft.
July 22, 2008	Signed LW Josh Green, C Eric Boguniecki and LW Troy Bodie to one-year contracts, and LW Ryan Donally to a two-year contract.
July 23, 2008	Signed head coach Randy Carlyle to a two-year contract extension.
August 19, 2008	Named Gord Dineen head coach of the Iowa Chops (AHL).
August 27, 2008	Signed LW Joakim Lindstrom to a one-year contract.
Sept. 19, 2008	Signed LW Drew Miller to a two-year contract.
Sept. 19, 2008	Assigned RW Jason Bailey to Iowa (AHL).
Sept. 24, 2008	Signed C Maxime Macenauer and D Eric Regan to three-year entry-level contracts.
Sept. 25, 2008	Assigned C Ajay Baines, D Stu Bickel, LW Bobby Bolt, LW Ryan Dingle, D Eric Regan, RW Matt Stefanishon and D Adrian Veideman to Iowa (AHL). Assigned LW Eric Tangradi (OHL/Belleville), G Marco Cousineau (QMJHL/Baie-Comeau) and D Stefan Warg (WHL/Seattle) to juniors.
Sept. 26, 2008	Acquired D Ken Klee, LW Brad Larsen and LW Chad Painchaud from Atlanta in exchange for D Mathieu Schneider.
Sept. 29, 2008	Assigned LW Michal Birner, C Eric Boguniecki, D John de Gray, G J.P. Levasseur, D Ross Lupaschuk, D Brendan Mikkelson, D Brian Salcido and C Petteri Wirtanen to Iowa (AHL). Assigned C Maxime Macenauer (QMJHL/Rouyn-Noranda) and LW Logan MacMillan (QMJHL/Halifax) to juniors.
Sept. 30, 2008	Acquired a conditional draft pick from Los Angeles in exchange for D Sean O'Donnell.
Oct. 2, 2008	Assigned RW Troy Bodie, D Brennan Evans, LW Josh Green, G David LeNeveu, LW Joakim Lindstrom, LW Drew Miller and LW T.J. Trevelyan to Iowa (AHL).
Oct. 3, 2008	Assigned RW Bobby Ryan to Iowa (AHL).
Oct. 4, 2008	Claimed D Nathan McLver on waivers from Vancouver. Assigned D Brett Festerling to Iowa (AHL).
Oct. 6, 2008	Assigned LW Ryan Donally and C Andrew Ebbett to Iowa (AHL).
Oct. 7, 2008	Claimed LW Joakim Lindstrom on waivers from Chicago and assigned him to Iowa (AHL).
Oct. 8, 2008	Recalled G David LeNeveu from Iowa (AHL).
Oct. 9, 2008	Reassigned G David LeNeveu from Iowa (AHL).
Oct. 23, 2008	Signed D Bret Hedican to a one-year contract.
Nov. 12, 2008	Named Bob Murray Executive Vice President/General Manager. Named Brian Burke Special Consultant to CEO Michael Schulman.
Nov. 15, 2008	Recalled D Brett Festerling and RW Bobby Ryan from Iowa (AHL).
Nov. 18, 2008	Named David McNab Senior Vice President of Hockey Operations.
Nov. 27, 2008	Recalled G David LeNeveu from Iowa (AHL). Reassigned D Brett Festerling to Iowa (AHL).



ANAHEIM DUCKS

2008-09 TRANSACTIONS

Nov. 29, 2008 Recalled D Brett Festerling from Iowa (AHL). Reassigned G David LeNeveu to Iowa (AHL).
Dec. 3, 2008 Acquired D Logan Stephenson from Phoenix in exchange for LW Joakim Lindstrom.
Dec. 9, 2008 Signed LW Eric Tangradi to a three-year entry-level contract.
Dec. 14, 2008 Acquired C David McIntyre and a conditional sixth-round selection in the 2010 NHL Entry Draft from Dallas in exchange for C Brian Sutherby.

Dec. 18, 2008 Recalled G David LeNeveu from Iowa (AHL).
Dec. 20, 2008 Recalled C Andrew Ebbett from Iowa (AHL).
Dec. 21, 2008 Reassigned G David LeNeveu to Iowa (AHL).
Dec. 30, 2008 Signed LW Matt McCue to a three-year entry-level contract.
Jan. 1, 2009 Recalled D Brendan Mikkelsen from Iowa (AHL).
Jan. 3, 2009 Recalled LW Drew Miller from Iowa (AHL).
Jan. 7, 2009 Acquired a conditional sixth-round selection in the 2010 NHL Entry Draft from Toronto in exchange for left wing Bray May.

Jan. 9, 2009 Recalled LW Matt Beleskey from Iowa (AHL).
Jan. 15, 2009 Recalled RW Troy Bodie from Iowa (AHL). Reassigned LW Matt Beleskey to Iowa (AHL).
Jan. 22, 2009 Reassigned LW Drew Miller, RW Troy Bodie and D Brendan Mikkelsen to Iowa (AHL).
Jan. 26, 2009 Recalled LW Drew Miller and D Brendan Mikkelsen from Iowa (AHL).
Jan. 29, 2009 Signed RW George Parros to a three-year contract extension.
Feb. 3, 2009 Acquired D Sheldon Brookbank from New Jersey in exchange for C David McIntyre.
Feb. 4, 2009 Assigned D Nathan McIver to Iowa (AHL).
Feb. 4, 2009 Acquired RW Mike Brown from Vancouver in exchange for D Nathan McIver.
Feb. 6, 2009 Reassigned LW Drew Miller to Iowa (AHL).
Feb. 8, 2009 Reassigned D Brendan Mikkelsen to Iowa (AHL).
Feb. 18, 2009 Recalled D Brendan Mikkelsen from Iowa (AHL).
Feb. 19, 2009 Recalled D Brian Salcido from Iowa (AHL). Reassigned D Brett Festerling to Iowa (AHL).
Feb. 26, 2009 Acquired D Ryan Whitney from Pittsburgh in exchange for LWs Chris Kunitz and Eric Tangradi.
Feb. 27, 2009 Recalled LW Drew Miller from Iowa (AHL). Reassigned D Brian Salcido to Iowa (AHL).
Mar. 4, 2009 Acquired C Petteri Nokelainen from Boston in exchange for D Steve Montador.
Acquired C Nick Bonino, G Timo Pielmeier and a conditional fourth-round selection in the 2009 NHL Entry Draft from San Jose in exchange for LW Travis Moen and D Kent Huskins.
Acquired D James Wisniewski and C Petri Kontola from Chicago in exchange for C Samuel Pahlsson, D Logan Stephenson and a conditional fourth-round selection in the 2009 NHL Entry Draft.
Acquired C Erik Christensen from Atlanta in exchange for C Eric O'Dell.
Recalled RW Troy Bodie from Iowa (AHL). Reassigned LW Drew Miller and D Brendan Mikkelsen to Iowa.

Mar. 5, 2009 Recalled D Brett Festerling from Iowa (AHL).
Mar. 12, 2009 Recalled D Brendan Mikkelsen from Iowa (AHL). Reassigned RW Troy Bodie to Iowa (AHL).
Mar. 15, 2009 Reassigned D Brett Festerling to Iowa (AHL).
Mar. 19, 2009 Recalled LW Drew Miller from Iowa (AHL).
Mar. 30, 2009 Signed D Mark Mitera to a three-year entry-level contract. Assigned Mitera to Iowa (AHL).
Mar. 31, 2009 Signed C MacGregor Sharp to a two-year entry-level contract. Assigned Sharp to Iowa (AHL).
Apr. 5, 2009 Recalled RW Troy Bodie from Iowa (AHL).



ANAHEIM DUCKS

2008-09 HOME GAME-BY-GAME

Date	Team	W/L/OT	Record	GF-GA	Scorers	W Goal	PP	PK	SF-SA	W - L Gldtr	Attend.
10/12/2008	Phoenix	L	00-02-00	2-4	20,16	91	0-4	4-5	35-24	30 - 35	17174+
10/15/2008	Edmonton	L	00-04-00	2-3	40,44	71	0-2	3-4	35-28	32 - 1	16604
10/17/2008	San Jose	W	01-04-00	4-0	23,32,25p,26	23	1-7	7-7	20-38	35 - 20	17174+
10/19/2008	Carolina	L	01-05-00	1-3	23	17	0-4	4-4	33-24	49 - 35	16847
10/29/2008	Detroit	W*	06-05-00	5-4	8p,8p,8p,17,23	23	3-8	5-7	34-38	35 - 30	17174+
10/31/2008	Vancouver	O**	06-05-01	6-7	27p,8p,5,25,8p,10	2	3-9	3-5	37-29	1 - 1	16704
11/2/2008	Calgary	W	07-05-01	3-2	15,25,20	20	0-1	5-6	37-36	35 - 34	16965
11/5/2008	St. Louis	W	09-05-01	5-2	44,8p,10,15,15	10	1-1	4-5	27-32	1 - 50	16144
11/7/2008	Dallas	L	09-06-01	2-5	7,27p	37	1-5	3-5	30-26	35 - 35	17048
11/9/2008	Florida	L	09-07-01	1-3	10	10	0-4	3-4	45-26	31 - 35	16951
11/14/2008	Nashville	O*	09-07-02	3-4	7,14p,15p	2	2-4	3-5	35-35	39 - 35	16485
11/16/2008	Los Angeles	W	10-07-02	2-0	10,3	10	0-3	5-5	26-29	1 - 31	17174+
11/19/2008	Washington	L	10-08-02	4-6	54,15,54,8p	10	1-5	5-8	32-33	60 - 35	16076
11/24/2008	Colorado	W	12-08-03	4-1	8p,14,25,8p	14	2-3	4-4	24-30	35 - 31	16632
11/28/2008	Chicago	W	13-08-03	1-0	15	15	0-1	2-2	21-26	1 - 38	16994
12/7/2008	Columbus	W	15-10-03	5-3	15,20,15,54,44	54	0-3	5-6	34-32	35 - 31	16914
12/10/2008	St. Louis	W	16-10-03	4-2	16,14p,7,14	7	1-4	4-5	36-28	35 - 50	16058
12/14/2008	Minnesota	W	17-11-03	4-2	15,10,7,54	7	0-5	3-4	34-28	35 - 29	16577
12/16/2008	NY Rangers	L	17-12-03	1-3	14	10	0-3	4-5	20-29	30 - 1	16921
12/31/2008	Columbus	L	19-15-04	0-2	-	11	0-5	4-4	27-29	1 - 35	16758
1/2/2009	Philadelphia	O**	19-15-05	4-5	10,44,48p,15p	18	2-4	5-6	27-32	43 - 35	17597+
1/4/2009	Phoenix	W	20-15-05	2-0	25p,54p	25	2-4	4-4	34-29	1 - 30	16878
1/6/2009	Los Angeles	W	21-15-05	3-1	54p,26p,44	26	2-5	3-4	26-18	1 - 31	17174+
1/9/2009	Tampa Bay	L	21-17-05	3-4	48p,5,25	12	1-4	2-3	32-19	31 - 1	17174+
1/11/2009	New Jersey	W	22-17-05	4-3	54,26,14,14	14	0-4	1-2	34-21	35 - 35	17331+
1/14/2009	Detroit	L	22-18-05	3-4	15,10p,5	93	1-4	3-4	28-33	30 - 35	17525+
1/28/2009	Chicago	L	24-22-05	2-3	54p,32s	19	1-2	2-3	38-27	39 - 1	17193+
2/2/2009	Buffalo	W	26-22-05	3-2	25,14p,10p	10	2-3	2-2	37-23	1 - 40	16874
2/11/2009	Calgary	W*	28-24-05	3-2	27p,7,27	27	1-5	4-4	40-23	35 - 34	17270+
2/15/2009	Atlanta	L	28-25-05	4-8	8,8,54,48	17	0-3	4-6	35-43	32 - 35	17228+
2/18/2009	Los Angeles	L	28-26-05	3-4	8p,15p,14	11	2-6	4-6	31-26	32 - 1	17089
3/6/2009	Dallas	L	31-29-06	2-3	34,9	21	0-3	3-4	38-16	35 - 35	17380+
3/8/2009	Minnesota	L	31-30-06	2-3	22s,27	15	0-3	4-4	38-25	32 - 1	17300+
3/11/2009	Vancouver	W*	32-30-06	4-3	8,15,17,27	27	0-6	5-5	41-35	1 - 1	16967
3/15/2009	San Jose	L	32-31-06	0-1	-	24	0-4	4-4	34-30	20 - 1	17511+
3/18/2009	Nashville	W*	33-31-06	4-3	10,48p,9p,8p	8	3-5	1-3	31-24	35 - 35	16181
3/22/2009	Phoenix	W	35-31-06	6-2	27p,16,10,15p,15p,48p	10	4-5	4-4	30-28	1 - 30	17215+
3/27/2009	Edmonton	L	37-32-06	3-5	15,15p,10	51	1-9	3-4	54-20	35 - 35	17257+
3/29/2009	Colorado	W	38-32-06	4-1	10,9p,9,18	9	1-4	1-2	31-27	1 - 31	17182+
4/5/2009	San Jose	L	41-33-06	2-3	17s,10p	14	1-2	5-7	21-26	33 - 1	17398+
4/10/2009	Dallas	W**	42-33-06	4-3	22,27,48,8x	8	0-4	3-4	39-45	1 - 35	17531+

(* = Overtime, ** = Shootout, + = Sellout)

2008-09 Home Highs:

Longest Home Winning Streak:	Five games	(Nov. 24, 2008-Dec. 14, 2008)
Longest Home Standings Points Streak:	Five games	(Nov. 24, 2008-Dec. 14, 2008)
Longest Home Losing Streak:	Four games	(Feb. 15, 2009-Mar. 8, 2009)
Most Goals For:	Six goals	(Two times; Last: Mar. 22, 2009; 6-2 win vs. PHX)
Most Goals Against:	Eight goals	(Feb. 15, 2009; 8-4 loss vs. ATL)
Largest Margin of Victory:	Four goals	(Two times; Last: Mar. 22, 2009; 6-2 win vs. PHX)
Largest Margin of Defeat:	Four goals	(Feb. 15, 2009; 8-4 loss vs. ATL)
Longest Home Shutout Sequence:	102:14 minutes	(Jan. 2, 2009-Jan. 6, 2009; Jonas Hiller (81:14), J.S. Giguere (21:00))
Longest Home Goal-Scoring Streak:	Five games	(Corey Perry, Mar. 18, 2009- Apr. 5, 2009; 5-2=7 pts.)
Longest Home Point Scoring Streak:	Eight games	(Ryan Getzlaf, Nov. 14, 2008-Dec. 14, 2008; 6-5=11 pts.)

ANAHEIM DUCKS

2008-09 ROAD GAME-BY-GAME



Date	Team	W/L/OT	Record	GF-GA	Scorers	W Goal	PP	PK	SF-SA	W - L Gldr	Attend.
10/9/2008	@ San Jose	L	00-01-00	1-4	44	14	0-2	5-7	29-41	20 - 35	17496
10/14/2008	@ Los Angeles	L	00-03-00	3-6	17,22,8	25	0-5	6-9	26-23	35 - 35	14451
10/21/2008	@ Toronto	W**	02-05-00	3-2	23,16,8x	8	0-1	4-4	21-38	35 - 31	19222
10/24/2008	@ Ottawa	W	03-05-00	4-3	17,22,26,15p	15	1-3	5-7	32-30	1 - 31	19762
10/25/2008	@ Montreal	W	04-05-00	6-4	40,15,10p,14,32s,8p	32	2-3	5-6	25-51	35 - 31	21273
10/27/2008	@ Columbus	W	05-05-00	3-2	15,10,8p	8	1-5	6-6	24-32	35 - 30	10494
11/4/2008	@ Los Angeles	W*	08-05-01	1-0	25	25	0-4	6-6	27-35	35 - 31	14327
11/21/2008	@ St. Louis	O*	10-08-03	2-3	14,27p	12	1-5	3-5	28-28	34 - 35	19150
11/22/2008	@ Dallas	W**	11-08-03	2-1	10p,15x	15	1-4	7-7	24-32	1 - 35	17734
11/30/2008	@ Carolina	W	14-08-03	4-1	15,8p,44,44	8	1-4	4-4	27-37	1 - 49	14191
12/1/2008	@ Detroit	L	14-09-03	1-2	14	81	0-2	4-4	16-47	30 - 1	18862
12/3/2008	@ Chicago	L	14-10-03	2-4	8p,25	19	1-3	4-5	32-41	38 - 1	21574
12/11/2008	@ San Jose	L	16-11-03	0-2	-	12	0-5	3-3	31-27	20 - 1	17496
12/19/2008	@ Edmonton	W**	18-12-03	3-2	44s,10p,10x	10	1-8	9-10	36-53	1 - 35	16839
12/22/2008	@ Vancouver	L	18-13-03	3-4	54p,27p,26	22	2-5	6-8	27-26	41 - 1	18630
12/23/2008	@ Calgary	L	18-14-03	3-4	7,15,7	13	0-1	3-4	33-32	34 - 35	19289
12/27/2008	@ Dallas	O*	18-14-04	3-4	14,7p,7	9	1-2	4-5	22-38	35 - 35	18532
12/28/2008	@ St. Louis	W	19-14-04	4-3	44,27p,5,54p	54	2-4	4-6	29-30	1 - 50	19150
1/8/2009	@ Los Angeles	L	21-16-05	3-4	54p,54,54	24	1-6	2-3	27-26	32 - 1	18118
1/16/2009	@ Pittsburgh	L	22-19-05	1-3	15p	24	1-4	3-3	22-24	29 - 35	17005
1/17/2009	@ Minnesota	W	23-19-05	3-0	10p,54,10	10	1-1	4-4	34-30	1 - 32	18568
1/20/2009	@ NY Rangers	L	23-20-05	2-4	54p,10	19	1-5	5-7	34-30	30 - 1	18200
1/21/2009	@ NY Islanders	L	23-21-05	1-2	54p	54	1-5	0-1	40-14	34 - 35	11853
1/27/2009	@ Phoenix	W	24-21-05	7-3	14,10p,14,44,32,54,10	44	1-1	4-5	37-26	1 - 30	15383
1/31/2009	@ Colorado	W	25-22-05	4-3	16,15,27p,8	8	1-5	4-5	31-37	1 - 31	17652
2/4/2009	@ Minnesota	L	26-23-05	0-3	-	15	0-5	2-3	34-25	32 - 1	18568
2/5/2009	@ Nashville	L	26-24-05	2-4	10,10	10	0-2	2-2	30-34	35 - 35	14877
2/7/2009	@ Calgary	W	27-24-05	2-1	54,10	10	0-2	4-4	25-27	35 - 1	19289
2/20/2009	@ Detroit	L	28-27-05	2-5	15p,54	40	1-4	3-5	26-34	29 - 35	20066
2/21/2009	@ Columbus	W	29-27-05	5-2	25p,7,10,14,54	10	1-2	6-8	13-28	35 - 1	18628
2/24/2009	@ Buffalo	W	30-27-05	3-2	8,22s,13	13	0-3	3-4	22-36	35 - 40	18690
2/26/2009	@ Boston	L	30-28-05	0-6	-	48	0-3	2-4	35-27	30 - 35	17565
2/28/2009	@ Dallas	W	31-28-05	4-3	27,48p,10,8	8	1-3	3-4	18-33	35 - 35	18171
3/3/2009	@ Chicago	O*	31-28-06	2-3	18,54	24	0-3	2-2	28-37	38 - 35	21619
3/19/2009	@ Phoenix	W**	34-31-06	3-2	18,17,9x	9	0-2	5-5	27-28	1 - 30	12739
3/24/2009	@ Nashville	W**	36-31-06	2-1	18,8x	8	0-1	2-3	19-32	35 - 35	16418
3/25/2009	@ Colorado	W	37-31-06	7-2	26,8,10,10p,48p,44,17	10	2-6	3-4	29-36	1 - 31	16279
3/31/2009	@ Edmonton	W	39-32-06	5-3	21,27p,25p,44,44p	44	3-4	4-5	25-31	1 - 35	16839
4/2/2009	@ Vancouver	W**	40-32-06	6-5	8p,9,9,10,8,10x	10	1-1	3-4	32-30	1 - 1	18630
4/4/2009	@ San Jose	W	41-32-06	5-2	9,10,13,8,9p	13	1-1	2-3	28-30	1 - 20	17496
4/11/2009	@ Phoenix	O**	42-33-07	4-5	26p,10p,9p,8	41	3-4	4-6	35-33	30 - 35	16438

(* = Overtime, ** = Shootout, + = Sellout)

2008-09 Road Highs:

Longest Road Winning Streak:	Six games	(Mar. 19, 2009-Apr. 4, 2009)
Longest Road Standings Points Streak:	Nine games	(Feb. 28, 2009-Apr. 11, 2009)
Longest Road Losing Streak:	Three games	(Two times; Last: Dec. 22, 2008-Dec. 27, 2008)
Most Goals For:	Seven goals	(Two times; Last: Mar. 25, 2009; 7-2 win @ COL)
Most Goals Against:	Six goals	(Two times; Last: Feb. 26, 2009; 6-0 loss @ BOS)
Largest Margin of Victory:	Five goals	(Mar. 25, 2009; 7-2 win @ COL)
Largest Margin of Defeat:	Six goals	(Feb. 26, 2009; 6-0 loss @ BOS)
Longest Road Shutout Sequence:	107:17 minutes	(Oct. 27, 2008-Nov. 21, 2008; J.S. Giguere)
Longest Road Goal-Scoring Streak:	Four games	(Bobby Ryan, Jan. 17, 2009-Jan. 27, 2009; 4-1=5 pts.)
Longest Road Point Scoring Streak:	12 games	(Bobby Ryan, Dec. 19, 2008-Jan. 31, 2009; 9-9=18 pts.)



ANAHEIM DUCKS

2008-09 GAME-BY-GAME BREAKDOWN

Date	Opp.	Scoring by Period					Shots by Period					Tot.	Pwr Plays	Penalties		Goalie (Saves-Shots)
		1	2	3	OT	F	1	2	3	OT	Minutes			GW	Goal	
10/9	ANAHEIM at San Jose	0	0	1	-	1	10	3	16	-	29	0-2	7-14		Giguere (37-41)	
		0	2	2	-	4	8	21	12	-	41	2-7	2-4	J. Cheechoo	Nabokov (28-29)	
10/12	at ANAHEIM Phoenix	0	1	1	-	2	10	15	10	-	35	0-4	13-48		Giguere (20-24)	
		1	2	1	-	4	9	5	10	-	24	1-5	10-34	K. Turris	Bryzgalov (33-35)	
10/14	ANAHEIM at Los Angeles	2	0	1	-	3	10	3	13	-	26	0-5	13-32		Giguere (17-22)	
		1	2	3	-	6	11	7	5	-	23	3-9	9-24	M. Moulson	LaBarbera (23-26)	
10/15	at ANAHEIM Edmonton	1	1	0	-	2	12	8	15	-	35	0-2	2-7		Giguere (25-28)	
		1	1	1	-	3	5	12	11	-	28	1-4	2-7	L. Visnovsky	Garon (33-35)	
10/17	at ANAHEIM San Jose	1	1	2	-	4	8	6	6	-	20	1-7	11-31	F. Beauchemin	Giguere (38-38)	
		0	0	0	-	0	14	18	6	-	38	0-7	10-29		Nabokov (16-20)	
10/19	at ANAHEIM Carolina	0	1	0	-	1	11	12	10	-	33	0-4	5-13		Giguere (21-23)	
		1	1	1	-	3	14	6	4	-	24	0-4	5-13	R. Brind'Amour	Leighton (32-33)	
10/21	ANAHEIM at Toronto	2	0	0	0	3 (so)	14	4	0	3	21	0-1	4-8	T. Selanne	Giguere (36-38)	
		0	1	1	0	2	10	15	13	0	38	0-4	1-2		Toskala (19-21)	
10/24	ANAHEIM at Ottawa	1	3	0	-	4	11	15	6	-	32	1-3	8-19	R. Getzlaf	Hiller (27-30)	
		0	0	3	-	3	11	11	8	-	30	2-7	4-11		Auld (28-32)	
10/25	ANAHEIM at Montreal	2	3	1	-	6	9	6	10	-	25	2-3	9-21	T. Moen	Giguere (47-51)	
		2	1	1	-	4	17	12	22	-	51	1-6	6-15		Halak (8-12), PRICE (11-13)	
10/27	ANAHEIM at Columbus	1	0	2	-	3	7	7	10	-	24	1-5	9-24	T. Selanne	Giguere (30-32)	
		1	1	0	-	2	12	12	8	-	32	0-6	8-22		Norrena (21-24)	
10/29	at ANAHEIM Detroit	1	1	2	1	5	12	10	10	2	34	3-8	9-21	F. Beauchemin	Giguere (34-38)	
		1	2	1	-	4	10	12	14	2	38	2-7	10-23		Osgood (29-34)	
10/31	at ANAHEIM Vancouver	2	3	1	0	6	9	17	9	2	37	3-9	9-21		Giguere (9-13), HILLER (14-16)	
		1	4	1	0	7 (so)	8	7	12	2	29	2-5	12-29	M. Ohlund	Luongo (31-37)	
11/2	at ANAHEIM Calgary	1	2	0	-	3	12	13	12	-	37	0-1	8-22	R. Carter	Giguere (34-36)	
		0	1	1	-	2	9	15	12	-	36	1-6	3-12		Kiprusoff (34-37)	
11/4	ANAHEIM at Los Angeles	0	0	0	1	1	11	8	7	1	27	0-4	7-14	C. Pronger	Giguere (35-35)	
		0	0	0	0	0	10	16	9	0	35	0-6	6-12		Ersberg (26-27)	
11/5	at ANAHEIM St. Louis	1	3	1	-	5	10	13	9	-	32	1-1	6-15	C. Perry	Hiller (30-32)	
		1	1	0	-	2	10	9	8	-	27	1-5	2-7		Mason (22-26)	
11/7	at ANAHEIM Dallas	1	0	1	-	2	10	12	8	-	30	1-5	8-19		GIGUERE (9-13), Hiller (12-13)	
		2	2	1	-	5	8	10	8	-	26	2-5	8-19	M. Parrish	Turco (28-30)	
11/9	at ANAHEIM Florida	1	0	0	-	1	12	13	20	-	45	0-4	5-10		Giguere (23-26)	
		1	2	0	-	3	13	9	4	-	26	1-4	5-10	D. Booth	Anderson (44-45)	
11/14	at ANAHEIM Nashville	2	0	1	0	3	9	9	14	3	35	2-4	6-15		Giguere (31-35)	
		2	0	1	1	4	12	11	10	2	35	2-5	5-13	D. Hamhuis	Ellis (32-35)	
11/16	at ANAHEIM Los Angeles	0	1	1	-	2	6	13	7	-	26	0-3	5-15	C. Perry	Hiller (29-29)	
		0	0	0	-	0	14	6	9	-	29	0-5	4-11		Ersberg (24-26)	
11/19	at ANAHEIM Washington	2	0	2	-	4	5	11	16	-	32	1-5	11-25		Hiller (3-6), GIGUERE (24-27)	
		3	2	1	-	6	14	14	5	-	33	3-8	9-21	M. Bradley	Theodore (28-32)	
11/21	ANAHEIM at St. Louis	0	0	2	0	2	9	7	11	1	28	1-5	9-27		Giguere (25-28)	
		1	0	1	1	3	10	6	9	3	28	2-5	9-27	L. Stempniak	Legace (26-28)	

ANAHEIM DUCKS

2008-09 GAME-BY-GAME BREAKDOWN



Date	Opp.	Scoring by Period					Shots by Period					Pwr Plays	Penalties		Goalie (Saves-Shots)
		1	2	3	OT	F	1	2	3	OT	Tot.		Minutes	GW Goal	
11/22	ANAHEIM at Dallas	1	0	0	0	2 (so)	7	9	6	2	24	1-4	12-33	R. Getzlaf	Hiller (31-32) Turco (23-24)
		0	1	0	0	1	13	8	5	6	32	0-7	10-29		
11/24	at ANAHEIM Colorado	2	1	1	-	4	11	8	5	-	24	2-3	5-13	C. Kunitz	Giguere (29-30) BUDAJ (16-19), Raycroft (4-5)
		0	0	1	-	1	14	4	12	-	30	0-4	4-11		
11/28	at ANAHEIM Chicago	0	1	0	-	1	8	7	6	-	21	0-1	3-9	R. Getzlaf	Hiller (26-26) Huet (20-21)
		0	0	0	-	0	5	15	6	-	26	0-2	2-7		
11/30	ANAHEIM at Carolina	1	0	3	-	4	13	3	11	-	27	1-4	4-8	T. Selanne	Hiller (36-37) Ward (12-13), LEIGHTON (11-14)
		1	0	0	-	1	10	17	10	-	37	0-4	4-8		
12/1	ANAHEIM at Detroit	1	0	0	-	1	5	5	6	-	16	0-2	4-8		Giguere (37-38), HILLER (8-9) Osgood (15-16)
		0	1	1	-	2	19	19	9	-	47	0-4	2-4	M. Hossa	
12/3	ANAHEIM at Chicago	0	1	1	-	2	9	15	8	-	32	1-3	5-10		Hiller (37-40) Huet (30-32)
		1	0	3	-	4	17	11	13	-	41	1-5	3-6	J. Toews	
12/7	at ANAHEIM Columbus	0	3	2	-	5	9	15	10	-	34	0-3	9-34	B. Ryan	Giguere (29-32) Leclair (31-34)
		0	1	2	-	3	6	12	14	-	42	1-6	7-28		
12/10	at ANAHEIM St. Louis	1	1	2	-	4	14	10	12	-	36	1-4	10-37	B. Morrison	Giguere (26-28) Legace (10-11), MASON (22-24)
		1	0	1	-	2	5	11	12	-	28	1-5	9-35		
12/11	ANAHEIM at San Jose	0	0	0	-	0	4	13	14	-	31	0-3	8-27		Hiller (25-27) Nabokov (31-31)
		1	1	0	-	2	9	7	11	-	27	0-5	8-30	P. Marleau	
12/14	at ANAHEIM Minnesota	2	2	0	-	4	16	10	8	-	34	0-5	5-13	B. Morrison	Giguere (26-28) Harding (30-34)
		1	1	0	-	2	9	11	8	-	28	1-4	5-15		
12/16	at ANAHEIM NY Rangers	0	1	0	-	1	7	5	8	-	20	0-3	6-17		Hiller (27-29) Lundqvist (19-20)
		0	1	2	-	3	7	13	9	-	29	1-4	5-13	N. Dawes	
12/19	ANAHEIM at Edmonton	1	1	0	0	3 (so)	11	17	4	4	36	1-8	11-22	C. Perry	Hiller (51-53) Roloson (34-36)
		0	0	2	0	2	14	17	21	1	53	1-10	10-20		
12/22	ANAHEIM at Vancouver	1	0	2	-	3	7	7	13	-	27	2-5	12-30		Hiller (22-26) Sanford (24-27)
		2	1	1	-	4	8	14	4	-	26	2-8	11-36	D. Sedin	
12/23	ANAHEIM at Calgary	0	1	2	-	3	13	7	13	-	33	0-1	4-13		Giguere (28-32) Kiprusoff (30-33)
		0	1	3	-	4	10	11	11	-	32	1-4	2-7	M. Cammalleri	
12/27	ANAHEIM at Dallas	1	0	2	0	3	9	7	6	0	22	1-2	6-12		Giguere (34-38) Turco (19-22)
		0	1	2	1	4	10	10	14	4	38	1-5	3-6	M. Modano	
12/28	ANAHEIM at St. Louis	1	1	2	-	4	8	16	5	-	29	2-4	8-16	B. Ryan	Hiller (27-30) Mason (25-29)
		1	1	1	-	3	11	8	11	-	30	2-6	6-12		
12/31	at ANAHEIM Columbus	0	0	0	-	0	10	5	12	-	27	0-5	5-10		Giguere (27-29) Mason (27-27)
		0	0	2	-	2	7	12	10	-	29	0-4	6-12	C. MacDonald	
1/2	at ANAHEIM Philadelphia	1	3	0	0	4	9	11	6	1	27	2-4	8-24		Giguere (28-32) Biron (23-27)
		1	3	0	0	5 (so)	11	10	7	4	32	1-6	7-20	M. Richards	
1/4	at ANAHEIM Phoenix	0	1	1	-	2	12	13	9	-	34	2-4	3-8	C. Pronger	Hiller (29-29) Bryzgalov (32-34)
		0	0	0	-	0	8	10	11	-	29	0-4	4-8		
1/6	at ANAHEIM Los Angeles	1	0	2	-	3	4	11	11	-	26	2-5	4-8	S. Pahlsson	Hiller (17-18) Ersberg (23-25)
		0	1	0	-	1	5	10	3	-	18	1-4	5-10		
1/8	ANAHEIM at Los Angeles	0	1	2	-	3	3	16	8	-	27	1-6	4-8		Giguere (8-10), HILLER (14-16) Quick (24-27)
		1	2	1	-	4	9	9	8	-	26	1-3	7-14	A. Frolov	



ANAHEIM DUCKS

2008-09 GAME-BY-GAME BREAKDOWN

Date	Opp.	Scoring by Period					Shots by Period					Pwr Plays	Penalties		Goal	
		1	2	3	OT	F	1	2	3	OT	Tot.		Minutes	GW		(Saves-Shots)
1/9	at ANAHEIM Tampa Bay	0	3	0	-	3	7	17	8	-	32	1-4	4-11			Hiller (15-19) Ramo (29-32)
		1	2	1	-	4	6	6	7	-	19	1-3	5-13	R. Malone		
1/11	at ANAHEIM New Jersey	2	0	2	-	4	11	14	9	-	34	0-4	2-4	C. Kunitz		Giguere (18-21) Clemmensen (30-34)
		1	1	1	-	3	4	6	11	-	21	1-2	4-8			
1/14	at ANAHEIM Detroit	2	1	0	-	3	15	4	9	-	28	1-4	4-8			Giguere (29-33) Osgood (25-28)
		1	1	2	-	4	9	13	11	-	33	1-4	4-8	J. Franzen		
1/16	ANAHEIM at Pittsburgh	0	1	0	-	1	9	7	6	-	22	1-4	5-13			Giguere (21-24) Fleury (21-22)
		1	1	1	-	3	5	10	9	-	24	0-3	6-15	M. Cooke		
1/17	ANAHEIM at Minnesota	0	1	2	-	3	7	18	9	-	34	1-1	5-13	C. Perry		Hiller (30-30) Backstrom (31-34)
		0	0	0	-	0	8	10	12	-	30	0-4	2-7			
1/20	ANAHEIM at NY Rangers	1	1	0	-	2	13	9	12	-	34	1-5	9-24			Hiller (26-29) Lundqvist (32-34)
		1	1	2	-	4	9	13	8	-	30	2-7	7-20	S. Gomez		
1/21	ANAHEIM at NY Islanders	0	1	0	-	1	12	19	9	-	40	1-5	1-2			GIGUERE (5-7), Hiller (7-7) Danis (39-40)
		2	0	0	-	2	8	5	1	-	14	1-1	5-10	K. McLean		
1/27	ANAHEIM at Phoenix	1	4	2	-	7	16	13	8	-	37	1-1	6-15	R. Niedermayer		Hiller (23-26) Bryzgalov (30-37)
		1	2	0	-	3	9	9	8	-	26	1-5	2-7			
1/28	at ANAHEIM Chicago	1	1	0	-	2	11	16	11	-	38	1-2	5-13			Hiller (24-27) Khabibulin (36-38)
		2	1	0	-	3	11	8	8	-	27	1-3	4-11	J. Toews		
1/31	ANAHEIM at Colorado	2	1	1	-	4	11	11	9	-	31	1-5	5-15	T. Selanne		Hiller (34-37) Budaj (27-31)
		1	2	0	-	3	17	12	8	-	37	1-5	6-15			
2/2	at ANAHEIM Buffalo	0	1	2	-	3	5	20	12	-	37	2-3	7-31	C. Perry		Hiller (21-23) Lalime (34-37)
		1	0	1	-	2	10	6	7	-	23	0-2	8-33			
2/4	ANAHEIM at Minnesota	0	0	0	-	0	9	11	14	-	34	0-5	3-6			Hiller (22-24) Backstrom (34-34)
		1	1	1	-	3	11	8	6	-	25	1-3	5-10	A. Brunette		
2/5	ANAHEIM at Nashville	1	1	0	-	2	11	13	6	-	30	0-2	3-9			Giguere (30-33) Rinne (28-30)
		1	2	1	-	4	11	11	12	-	34	0-2	3-9	M. Erat		
2/7	ANAHEIM at Calgary	1	1	0	-	2	5	14	6	-	25	0-2	6-18	C. Perry		Giguere (26-27) McElhinney (23-25)
		0	0	1	-	1	6	12	9	-	27	0-4	4-14			
2/11	at ANAHEIM Calgary	0	1	1	1	3	12	14	13	1	40	1-5	6-18	S. Niedermayer		Giguere (21-23) Kiprusoff (37-40)
		1	1	0	0	2	4	9	10	0	23	0-4	4-14			
2/15	at ANAHEIM Atlanta	1	1	2	-	4	11	6	18	-	35	2-6	7-17			GIGUERE (20-25), Hiller (15-17) Lehtonen (31-35)
		2	4	2	-	8	19	16	8	-	43	0-3	4-11	I. Kovalchuk		
2/18	at ANAHEIM Los Angeles	0	1	2	-	3	6	11	14	-	31	2-6	9-21			Hiller (22-26) Quick (28-31)
		1	1	2	-	4	4	11	11	-	26	2-6	9-21	A. Kopitar		
2/20	ANAHEIM at Detroit	1	0	1	-	2	7	4	15	-	26	1-4	5-10			Giguere (29-34) Conklin (24-26)
		2	1	2	-	5	11	11	12	-	34	2-5	4-8	H. Zetterberg		
2/21	ANAHEIM at Columbus	2	2	1	-	5	8	2	3	-	13	1-2	12-35	C. Perry		Giguere (26-28) Mason (8-13)
		0	1	1	-	2	6	8	14	-	28	2-8	7-23			
2/24	ANAHEIM at Buffalo	1	2	0	-	3	4	13	5	-	22	0-3	7-17	M. Brown		Giguere (34-36) Lalime (19-22)
		1	0	1	-	2	12	15	9	-	36	1-4	6-15			

ANAHEIM DUCKS

2008-09 GAME-BY-GAME BREAKDOWN



Date	Opp.	Scoring by Period					Shots by Period					Pwr Plays	Penalties Minutes	GW Goal	Goalie (Saves-Shots)
		1	2	3	OT	F	1	2	3	OT	Tot.				
2/26	ANAHEIM at Boston	0	0	0	-	0	10	12	13	-	35	0-3	9-40	M. Hunwick	GIGUERE (5-8), Hiller (16-19) Thomas (35-35)
		1	4	1	-	6	5	13	9	-	27	2-4	6-18		
2/28	ANAHEIM at Dallas	2	0	2	-	4	6	5	7	-	18	1-3	7-20	T. Selanne	Giguere (30-33) Turco (14-18)
		0	2	1	-	3	9	8	16	-	33	1-4	7-36		
3/3	ANAHEIM at Chicago	0	2	0	0	2	12	11	5	0	28	0-3	2-4	M. Havlat	Giguere (34-37) Huet (26-28)
		2	0	0	1	3	16	10	10	1	37	0-2	3-6		
3/6	at ANAHEIM Dallas	0	0	2	-	2	9	19	10	-	38	0-3	6-15	L. Eriksson	Giguere (13-16) Turco (36-38)
		1	1	1	-	3	6	8	2	-	16	1-4	5-13		
3/8	at ANAHEIM Minnesota	0	1	1	-	2	11	11	16	-	38	0-3	4-8	A. Brunette	Hiller (22-25) Backstrom (36-38)
		1	1	1	-	3	9	8	8	-	25	0-4	3-6		
3/11	at ANAHEIM Vancouver	1	2	0	1	4	11	14	13	3	41	0-6	7-14	S. Niedermayer	Hiller (32-35) Luongo (37-41)
		0	2	1	0	3	14	12	9	0	35	0-5	7-14		
3/15	at ANAHEIM San Jose	0	0	0	-	0	12	10	12	-	34	0-4	5-13	T. Moen	Hiller (29-30) Nabokov (34-34)
		0	1	0	-	1	7	10	13	-	30	0-4	5-13		
3/18	at ANAHEIM Nashville	1	1	1	1	4	10	11	8	2	31	3-5	4-11	T. Selanne	Giguere (21-24) Rinne (27-31)
		1	1	1	0	3	7	9	8	0	24	2-3	6-15		
3/19	ANAHEIM at Phoenix	1	0	1	0	3 (so)	7	9	7	4	27	0-2	7-17	B. Ryan	Hiller (26-28) Bryzgalov (25-27)
		1	0	1	0	2	8	7	9	4	28	0-5	4-11		
3/22	at ANAHEIM Phoenix	2	1	3	-	6	10	13	7	-	30	4-5	5-13	C. Perry	Hiller (26-28) Bryzgalov (24-30)
		0	2	0	-	2	4	10	14	-	28	0-4	5-15		
3/24	ANAHEIM at Nashville	0	1	0	0	2 (so)	5	8	4	2	19	0-1	3-6	T. Selanne	Giguere (31-32) Rinne (18-19)
		0	0	1	0	1	4	9	15	4	32	1-3	1-2		
3/25	ANAHEIM at Colorado	3	4	0	-	7	14	8	7	-	29	2-6	7-17	C. Perry	Hiller (34-36) BUDAJ (18-21), Raycroft (4-8)
		0	1	1	-	2	9	10	17	-	36	1-4	9-21		
3/27	at ANAHEIM Edmonton	1	1	1	-	3	15	15	24	-	54	1-9	10-26	K. Brodziak	GIGUERE (3-7), Hiller (12-12) Roloson (51-54)
		2	2	1	-	5	4	13	3	-	20	1-4	14-36		
3/29	at ANAHEIM Colorado	1	1	2	-	4	8	12	11	-	31	1-4	4-11	B. Ryan	Hiller (26-27) Budaj (27-31)
		1	0	0	-	1	6	13	8	-	27	1-2	5-13		
3/31	ANAHEIM at Edmonton	1	3	1	-	5	12	11	2	-	25	3-4	9-24	R. Niedermayer	Hiller (28-31) Roloson (20-24)
		1	0	2	-	3	7	10	14	-	31	1-5	7-22		
4/2	ANAHEIM at Vancouver	2	3	0	0	6 (so)	8	12	9	3	32	1-1	7-23	C. Perry	Hiller (25-30) Luongo (27-32)
		2	3	0	0	5	9	10	9	2	30	1-4	4-17		
4/4	ANAHEIM at San Jose	2	1	1	-	5	8	11	9	-	28	1-1	4-8	M. Brown	Hiller (28-30) Nabokov (23-28)
		1	1	0	-	2	11	12	7	-	30	1-3	2-4		
4/5	at ANAHEIM San Jose	1	1	0	-	2	5	6	10	-	21	1-2	14-52	J. Cheechoo	Hiller (23-26) Boucher (19-21)
		0	2	1	-	3	6	11	9	-	26	2-7	7-30		
4/10	at ANAHEIM Dallas	1	0	2	0	4 (so)	7	9	19	4	39	0-4	4-8	T. Selanne	Hiller (42-45) Turco (36-39)
		0	1	2	0	3	17	13	10	5	45	1-4	4-8		
4/11	ANAHEIM at Phoenix	0	2	2	0	4	8	11	10	6	35	3-4	6-12	V. Tikhonov	Hiller (20-24), GIGUERE (9-9) Bryzgalov (31-35)
		1	3	0	0	5 (so)	7	17	8	1	33	2-6	6-12		



ANAHEIM DUCKS

2008-09 GAME RECAPS

OCTOBER 9, 2008 - ANAHEIM 1 @ SAN JOSE 4: The Ducks dropped their season opener to San Jose by a score of 4-1 at HP Pavilion...the game remained scoreless through 2:32 of the second period when Sharks winger Jonathan Cheechoo scored the first of two goals for San Jose...defenseman Christian Ehrhoff made it 3-0 for San Jose early in the third...Ducks left winger Rob Niedermayer put Anaheim on the board with a late third-period goal on a deflected shot from defenseman Steve Montador, who picked up his first point as a Duck in the process...defenseman Chris Pronger earned an assist on the Niedermayer goal...goaltender J.S. Giguere stopped 37-of-41 shots in the loss.
PP: 0-2 **PK:** 2-7 **SF:** 29 **SA:** 41 **TOI:** S. Niedermayer (25:42) **Three Stars:** 1. Cheechoo 2. Blake 3. Setoguchi

OCTOBER 12, 2008 - ANAHEIM 2 vs. PHOENIX 4: The Ducks opened the home portion of the 2008-09 regular season schedule with a 4-2 loss to the Phoenix Coyotes at Honda Center...before a sellout crowd of 17,174, Phoenix jumped out to a 3-0 lead on goals from Mikkel Boedker, Shane Doan and Kyle Turris in the first and second periods...Anaheim center Ryan Carter got his team on the scoreboard with his first goal of the season at the 13:56 mark of the second period, cutting the deficit to 3-1...right wing Corey Perry and defenseman Chris Pronger picked up assists on the Carter goal...a power play goal from Doan, his second of the night, restored the Coyotes' three-goal advantage before Ducks right wing George Parros collected his first tally of the year 13 seconds later at 16:33 of the third...assists went to center Brian Sutherby and defenseman Steve Montador...goaltender J.S. Giguere stopped 20-of-24 shots.
PP: 0-4 **PK:** 1-5 **SF:** 35 **SA:** 24 **TOI:** S. Niedermayer (24:53) **Three Stars:** 1. Jokinen 2. S. Niedermayer 3. Reinprecht

OCTOBER 14, 2008 - ANAHEIM 3 @ LOS ANGELES 6: The Ducks suffered their third consecutive loss with a 6-3 setback to the Los Angeles Kings at Staples Center...the Ducks built an early two-goal lead before the Kings responded with five unanswered goals en route to their first win of the season... Los Angeles earned nine power play opportunities, successfully converting three times with the man advantage...for the Ducks, centers Brian Sutherby and Todd Marchant, and right wing Teemu Selanne were the goal scorers, each their first of the season...Ducks assists went to defenseman Nathan McLver, centers Ryan Carter and Samuel Pahlsson, and left wings Brad May and Travis Moen...goaltender J.S. Giguere stopped 17-of-23 shots in his third loss of the season.
PP: 0-5 **PK:** 3-9 **SF:** 26 **SA:** 23 **TOI:** C. Pronger (26:48) **Three Stars:** 1. Kopitar 2. Brown 3. Handzus

OCTOBER 15, 2008 - ANAHEIM 2 vs. EDMONTON 3: Anaheim extended its season-opening losing streak to four games following a 3-2 loss to the Edmonton Oilers at Honda Center...Edmonton jumped out to an early lead when Shawn Horcoff struck at 4:20 of the first period...two minutes later, Anaheim defenseman Kent Huskins tied the game at 1-1 before left wing Rob Niedermayer gave the Ducks a one-goal advantage with his second of the season at 4:10 of the second...Edmonton, which came back to even the score with an even-strength tally from Sheldon Souray with less than two minutes left in the second, received the eventual game-winner from Lubomir Visnovsky at 2:41 of the third (PP)...Ducks goaltender Jonas Hiller made saves on 25-of-28 shots in his season debut... Anaheim assists were recorded by center Todd Marchant, left wings Brad May and Travis Moen, and defenseman Scott Niedermayer.
PP: 0-2 **PK:** 1-4 **SF:** 28 **SA:** 35 **TOI:** S. Niedermayer (25:32) **Three Stars:** 1. S. Niedermayer 2. Visnovsky 3. R. Niedermayer

OCTOBER 17, 2008 - ANAHEIM 4 vs. SAN JOSE 0: Goaltender J.S. Giguere stopped all 38 shots faced to extend a franchise record with his 30th career shutout while the Ducks earned their first win of the season with a 4-0 victory over the San Jose Sharks...despite being outshot 38-20, Anaheim did not allow a PPG for the first time in 2008-09 and established an early season high in goals scored...defenseman Francois Beauchemin opened the scoring with a deflected shot past Evgeni Nabakov at 18:13 of the first period...in the second, left wing Travis Moen collected his first goal of the campaign to extend his point streak to a career-high three games...Anaheim also received its first PPG of the season, courtesy of defenseman Chris Pronger, whose shot from the point gave the Ducks a three-goal advantage early in the third...center Samuel Pahlsson capped the scoring by successfully converting on a breakout attempt at 9:24 of the third...left wing Rob Niedermayer led the Ducks with 0-2=2 points while centers Brendan Morrison, Ryan Getzlaf and Ryan Carter, and defensemen Scott Niedermayer and Kent Huskins picked up assists in the win.
PP: 1-7 **PK:** 0-7 **SF:** 20 **SA:** 38 **TOI:** F. Beauchemin (25:02) **Three Stars:** 1. Giguere 2. Pahlsson 3. Beauchemin

OCTOBER 19, 2008 - ANAHEIM 1 vs. CAROLINA 3: The Ducks outshot the Carolina Hurricanes (33-24) but fell short on the scoreboard, dropping a 3-1 decision before 16,847 at Honda Center...Anaheim received its lone goal from defenseman Francois Beauchemin, who tied the score at 1-1 at the 14:27 mark of the second period...it marked Beauchemin's second goal of the season, tying his 2007-08 season total only six games into the 2008-09 campaign...assists went to center Samuel Pahlsson and left wing Travis Moen, who extended a career high point streak to four games...goaltender J.S. Giguere suffered his fourth loss of the season, stopping 21-of-23 shots...the Hurricanes, who were making their first appearance in Anaheim since Dec. 6, 2005, scored in each period, including an empty net goal by Eric Staal with less than a minute remaining in the game.
PP: 0-4 **PK:** 0-4 **SF:** 33 **SA:** 24 **TOI:** F. Beauchemin (25:02) **Three Stars:** 1. Leighton 2. Pronger 3. Selanne

OCTOBER 21, 2008 - ANAHEIM 3 @ TORONTO 2 (SO): The Ducks earned their first road win of the regular season with a 3-2 shootout victory over the Toronto Maple Leafs at Air Canada Centre...Anaheim received both its regulation goals in the first period, courtesy of defenseman Francois Beauchemin and right wing George Parros...left wings Chris Kunitz and Brady May, right wing Corey Perry, and center Brian Sutherby earned the assists...after scoring to cut the Anaheim lead in half in the second, Toronto's Nik Antropov tied the game with less than a minute remaining in the third to force overtime...goaltender J.S. Giguere, who turned away 36-of-38 shots in regulation and (OT), stopped both Toronto shootout attempts...right wing Teemu Selanne and Perry beat Curtis Joseph to help give Anaheim its first shootout win of the season.
PP: 0-1 **PK:** 0-4 **SF:** 21 **SA:** 38 **TOI:** S. Niedermayer (28:57) **Three Stars:** 1. Antropov 2. Giguere 3. Ponikarovsky

ANAHEIM DUCKS

2008-09 GAME RECAPS



OCTOBER 24, 2008 - ANAHEIM 4 @ OTTAWA 3: The Ducks made it two in a row with a 4-3 win over the Ottawa Senators at Scotiabank Place... eight different Ducks recorded points in the game, the first of back-to-back games in Eastern Canada...Anaheim jumped out to a 4-0 lead with goals from centers Brian Sutherby, Todd Marchant, Samuel Pahlsson and Ryan Getzlaf in the first and second periods...Ottawa responded with three goals in the third but goaltender Jonas Hiller stopped 27-of-30 shots to secure his first win of the season...left wings Bray May and Chris Kunitz, and right wings Teemu Selanne and Corey Perry drew assists in the win.

PP: 1-3 **PK:** 2-7 **SF:** 32 **SA:** 30 **TOI:** F. Beauchemin (28:23) **Three Stars:** 1. Selanne 2. Neil 3. Heatley

OCTOBER 25, 2008 - ANAHEIM 6 @ MONTREAL 4: The Ducks became just the third NHL team to record consecutive victories in Toronto, Ottawa and Montreal since the Senators entered the league in 1992-93 with a 6-4 victory over the Canadiens at the Bell Centre...Anaheim handed Montreal its first regulation loss of the season and snapped a five-game Canadiens' winning streak (5-0-1) with two goals in the first, three in the second and one in the third...right wing Corey Perry led the Anaheim offense, scoring 1-2=3 points with a fighting major for his third career "Gordie Howe hat trick"...four other Ducks posted multiple-point games, including left wing Chris Kunitz (1-1=2), center Ryan Getzlaf (1-1=2), and defensemen Scott Niedermayer (0-2=2) and Chris Pronger (0-2=2)...Anaheim also received goals from defenseman Kent Huskins, right wing Teemu Selanne, and left wing Travis Moen, who scored the team's first shorthanded goal of the season...right wing George Parros and center Ryan Carter helped open the scoring with assists on Huskins' first goal of the game...Montreal native J.S. Giguere made a season-high 47 saves on 51 shots for his second consecutive win.

PP: 2-3 **PK:** 1-6 **SF:** 25 **SA:** 51 **TOI:** F. Beauchemin (27:52) **Three Stars:** 1. Perry 2. Giguere 3. Tanguay

OCTOBER 27, 2008 - ANAHEIM 3 @ COLUMBUS 2: With a 3-2 win against the Columbus Blue Jackets at Nationwide Arena, the Ducks swept a road trip of four games-or-more for just the second time in franchise history...Anaheim rallied from a one-goal deficit with two goals in the third period to clinch its fourth consecutive victory...goaltender J.S. Giguere won his third straight start, turning away 30-of-32 shots...right wing Corey Perry (1-1=2) and center Ryan Getzlaf (1-1=2) led the Anaheim offense while contributions also came from right wing Teemu Selanne (1-0=1), left wing Chris Kunitz (0-1=1), and defensemen Francois Beauchemin (0-1=1), Kent Huskins (0-1=1) and Steve Montador (0-1=1), who was appearing in his 300th NHL game...newcomer Bret Hedican made his Ducks debut, registering one shot in 13:44 TOI.

PP: 1-5 **PK:** 0-6 **SF:** 24 **SA:** 32 **TOI:** F. Beauchemin (26:47) **Three Stars:** 1. Perry 2. Giguere 3. Brassard

OCTOBER 29, 2008 - ANAHEIM 5 vs. DETROIT 4 (OT): Right wing Teemu Selanne had a hat trick, center Ryan Getzlaf tied a club record with five assists and defenseman Francois Beauchemin scored his second career overtime goal as the Ducks defeated the defending Stanley Cup champion Detroit Red Wings, 5-4, at Honda Center...Selanne notched his 21st career hat trick and 12th with Anaheim while his three PPG also matched a franchise single-game record...defenseman Scott Niedermayer collected 0-2=2 assists, moving into sole possession of first place on the Ducks all-time assists list by a defenseman (127)...defenseman Chris Pronger (0-2=2) also posted a multiple-point game while right wing Corey Perry's third-period assist pushed his assist streak to a career-best five games...stopping 34-of-38 shots, goaltender J.S. Giguere earned his fourth consecutive win.

PP: 3-8 **PK:** 2-7 **SF:** 34 **SA:** 38 **TOI:** F. Beauchemin (27:58) **Three Stars:** 1. Selanne 2. Datsyuk 3. Getzlaf

OCTOBER 31, 2008 - ANAHEIM 6 vs. VANCOUVER 7 (SO): A high-scoring game with three lead changes, eventually leading to a 13-round shootout lived up to its eerie Halloween billing as the Ducks fell to the Canucks, 7-6, snapping a five-game win streak...after jumping out to a 2-0 lead, the Ducks recovered from a 5-2 deficit to tie the game, scoring three goals over a 1:40 span at the end of the second period...with each team scoring a goal in the third to force (OT), a shootout ensued with a franchise-record 13 shooters (second-longest in NHL history) before Vancouver bested Anaheim, 2-1, for the extra point...right wing Corey Perry collected a career-high 1-4=5 points (also career high for assists), marking the second time in as many games a Duck has reached the franchise high-tying total (also Getzlaf, Oct. 29 vs. DET, 0-5=5)...it was the first the time in 10 years the feat had been accomplished in the NHL by two players on the same team in consecutive games (also Savage and Damphousse, 1997-98 Montreal Canadiens)...right wing Teemu Selanne collected 2-2=4 points, earning his 700th point as a Duck on his final point of the game (assist)...defenseman Chris Pronger collected 1-2=3 points, while defenseman Scott Niedermayer (1-1=2) and left wing Chris Kunitz (0-2=2) recorded two points each...defenseman Steve Montador scored his first goal of the season and center Ryan Getzlaf extended his point streak (3-8=11) to five games by adding a single assist...goaltenders J.S. Giguere and Jonas Hiller split the job in net, with Giguere stopping 9-of-13 shots and Hiller stopping 14-of-16 shots while also recording the shootout loss (11-for-13).

PP: 3-9 **PK:** 2-5 **SF:** 37 **SA:** 29 **TOI:** S. Niedermayer (31:05) **Three Stars:** 1. Perry 2. Selanne 3. Bernier

NOVEMBER 2, 2008 - ANAHEIM 3 vs. CALGARY 2: The Ducks jumped out to an early lead, scoring three goals in the first 22 minutes of the game, enough to seal the deal in a 3-2 victory over Calgary...with the win, the Ducks extended their NHL-high standings point streak to seven games (6-0-1) and extended their win streak vs. Calgary at home to eight games...center Ryan Getzlaf scored a goal just 1:46 into the opening frame with right wing Corey Perry and left wing Chris Kunitz collecting single assists...defenseman Chris Pronger added a marker at 1:23 of the second, with center Ryan Carter scoring a goal just 45 seconds later...Getzlaf, right wing Teemu Selanne and center Brian Sutherby picked up assists on the goals...the Ducks recorded a season-high tying 37 shots on net...goaltender J.S. Giguere picked up his fifth win in his last six games.

PP: 0-1 **PK:** 1-6 **SF:** 37 **SA:** 36 **TOI:** S. Niedermayer (27:07) **Three Stars:** 1. Getzlaf 2. Kunitz 3. Perry



ANAHEIM DUCKS

2008-09 GAME RECAPS

NOVEMBER 4, 2008 - ANAHEIM 1 @ LOS ANGELES 0 (OT): Goaltender J.S. Giguere recorded his 31st career shutout and his second of the season as defenseman Chris Pronger scored a goal just 40 seconds into overtime to give the Ducks the 1-0 win at Staples Center...the win marked the first time in club history that the Ducks shut out Los Angeles at Staples Center and just the second-ever 1-0 game between the two teams...the Kings won 1-0 on Apr. 14, 2002 at LA...it was also the first time between the two teams had played through regulation scoreless...in addition, it was just the second 1-0 (OT) win in club history (also 3/30/97 @ DET on a Steve Rucchin goal)...right wing Teemu Selanne earned an assist on the (OT) goal, extending his point streak to seven games (7-5=12) while also tying Paul Kariya for the all-time franchise assist record (369)...center Ryan Getzlaf also tallied an assist on the Pronger goal, extending his point streak to a season-high seven games (4-10=14)...with his fifth career (OT) goal, Pronger extended his goal streak to three games (3-2=5), tying his career high, which was recorded from Mar. 11-14, 1997...Giguere stopped all 35 shots he faced for the win.

PP: 0-4 **PK:** 0-6 **SF:** 27 **SA:** 35 **TOI:** C. Pronger (27:13) **Three Stars:** 1. Giguere 2. Ersberg 3. Pronger

NOVEMBER 5, 2008 - ANAHEIM 5 vs. ST. LOUIS 2: The Ducks pushed their standings points streak to nine games (8-0-1) with a 5-2 victory over St. Louis at Honda Center...with 2-1=3 points, center Ryan Getzlaf extended his season-high point streak to eight games (6-11=17) and his career-high assist streak to seven games...right wing Teemu Selanne's eighth PPG of the season stretched his point streak to eight games (8-5=13) while left wing Chris Kunitz reached the 100-assist mark with his first of two helpers in the win...linemate Corey Perry also recorded a multiple-point game (1-1=2), his fourth of the season...left wing Rob Niedermayer opened the scoring on a breakaway only 36 seconds into the game, his third goal of 2008-09...defenseman Chris Pronger assisted on Selanne's second-period goal to extend his own point streak to five games (3-5=8)...making his third start of the season, goaltender Jonas Hiller turned away 30-of-32 shots for his second win of the season.

PP: 1-1 **PK:** 1-5 **SF:** 27 **SA:** 32 **TOI:** F. Beauchemin (25:44) **Three Stars:** 1. Getzlaf 2. Perry 3. Kunitz

NOVEMBER 7, 2008 - ANAHEIM 2 vs. DALLAS 5: Newcomer Mark Parrish had a hat trick in his Dallas debut to lead the Stars to a 5-2 win over the Ducks at Honda Center...the loss snapped Anaheim's nine-game standings points streak, tied for the longest streak in the NHL in 2008-09...goaltender J.S. Giguere stopped 9-of-13 shots before being relieved by Jonas Hiller, who made stops on 12-of-13 shots...center Brendan Morrison scored his first goal as a Duck, sending a puck past a sprawling Marty Turco at 17:28 of the first period...right wing Teemu Selanne picked up his 370th assist as a Duck, setting a franchise record...defenseman Scott Niedermayer scored a PPG at 10:35 of the third, his second goal of the season...center Ryan Getzlaf and defenseman Chris Pronger assisted on Niedermayer's tally, extending their respective point streaks to nine games (6-12=18) and six games (3-6=9).

PP: 1-5 **PK:** 2-5 **SF:** 30 **SA:** 26 **TOI:** F. Beauchemin (26:19) **Three Stars:** 1. Parrish 2. Richards 3. Kunitz

NOVEMBER 9, 2008 - ANAHEIM 1 vs. FLORIDA 3: Despite recording a season-high 45 shots and outshooting Florida by 19, the Ducks suffered their second consecutive defeat with a 3-1 setback to the Panthers at Honda Center...for the second game in a row, an opponent recorded a hat trick, this time by Florida's David Booth, who posted his first career three-goal game with one in the first period and two in the second...Ducks right wing Corey Perry opened the scoring at the 1:41 mark of the first period, sending a puck short-side past goaltender Craig Anderson for his fifth of the season...defenseman Steve Montador picked up the lone assist on the Perry goal...goaltender J.S. Giguere turned away 23-of-26 shots as his record fell to 7-6-0.

PP: 0-4 **PK:** 1-4 **SF:** 45 **SA:** 26 **TOI:** S. Niedermayer (25:44) **Three Stars:** 1. Booth 2. Perry 3. Anderson

NOVEMBER 14, 2008 - ANAHEIM 3 vs. NASHVILLE 4 (OT): The Ducks rallied to tie the score, forcing overtime but eventually fell to the Predators in the extra session by a score of 4-3...right wing Teemu Selanne earned 0-3=3 assists, his first three-assist game since Mar. 29, 2007 vs. CBJ (1-3=4)...center Ryan Getzlaf scored the game-tying goal (PP) and collected an assist (1-1=2), earning his 200th NHL point with his goal...center Brendan Morrison scored his second goal of the season...left wing Chris Kunitz also scored a goal (PP)...center Todd Marchant and right wing Corey Perry each collected single assists...Getzlaf recorded a game-high five shots...center Samuel Pahlsson won 11-of-19 faceoffs (58%)...goaltender J.S. Giguere stopped 31-of-35 shots in the overtime loss.

PP: 2-4 **PK:** 2-5 **SF:** 35 **SA:** 35 **TOI:** C. Pronger (29:18) **Three Stars:** 1. Hamhuis 2. Getzlaf 3. Weber

NOVEMBER 16, 2008 - ANAHEIM 2 vs. LOS ANGELES 0: The Ducks shut out LA for the second consecutive game between the two teams, marking the first time the feat had been accomplished vs. the Kings in club history...it also marked the fourth time in club history and first time in over seven years that the Ducks shut out the Kings at home (last: Mar. 4, 2001, 4-0)...it was the Ducks' sixth overall shutout against LA (both home and road) and the second this season (Nov. 4 at LA, 1-0 (OT))...Anaheim's shutout streak vs. LA improved to 121:52 dating back to Oct. 14 at LA...right wing Corey Perry scored his sixth goal of the season, extending his point streak to three games (2-1=3)...defenseman Kent Huskins and center Ryan Getzlaf earned the assists...defenseman Bret Hedican gave the Ducks an insurance goal, scoring at 15:40 of the third period, his first point as an Anaheim Duck...left wing Chris Kunitz and center Brendan Morrison each collected assists...goaltender Jonas Hiller recorded his first career shutout, become the eighth goaltender in franchise history to blank an opponent.

PP: 0-3 **PK:** 0-5 **SF:** 26 **SA:** 29 **TOI:** C. Pronger (25:08) **Three Stars:** 1. Hiller 2. Getzlaf 3. Ersberg

ANAHEIM DUCKS

2008-09 GAME RECAPS



NOVEMBER 19, 2008 - ANAHEIM 4 vs. WASHINGTON 6: The Ducks were unable to come back from an early Washington lead, giving up three power play goals on eight attempts as the club went on to lose, 6-4...after falling behind 3-0 in the first, right wing Bobby Ryan scored the first of two goals...center Ryan Getzlaf brought the Ducks to within one goal to make it 3-2 at the end of the first...the Ducks were held scoreless in the second, but Ryan added a second goal and right wing Teemu Selanne scored a PPG to make the final score 6-4 Washington...Ryan also collected an assist for a career-high 2-1=3 points...it was his first multi-goal game, also tying the franchise rookie record...right wing Corey Perry collected 0-3=3 assists... Getzlaf also earned an assist for his seventh multiple-point game of the season...center Todd Marchant and right wing George Parros also picked up single assists...Washington's Alex Ovechkin scored a season-high 1-3=4 points...Jonas Hiller (3-for-6) and J.S. Giguere (24-of-27) split time in goal with Giguere recording the loss.

PP: 1-5 **PK:** 3-8 **SF:** 32 **SA:** 33 **TOI:** S. Niedermayer (28:30) **Three Stars:** 1. Ovechkin 2. Ryan 3. Kozlov

NOVEMBER 21, 2008 - ANAHEIM 2 @ ST. LOUIS 3 (OT): Lee Stempniak scored at the 2:39 mark of overtime to lead the St. Louis Blues to a 3-2 win over the Ducks at Scottrade Center...the loss snapped the Ducks' five-game road winning streak, which was tied for the second-longest in club history...Anaheim pushed the game to (OT) when defenseman Scott Niedermayer slid a puck past Manny Legace with a second left in regulation...centers Ryan Getzlaf and Samuel Pahlsson drew assists on Niedermayer's late goal...left wing Chris Kunitz got Anaheim on the scoreboard with his third of the season at 7:13 of the second period...right wing Bobby Ryan and defensemen Kent Huskins picked up the assists on the second-period tally...goaltender J.S. Giguere turned away 25-of-28 shots in his second overtime loss of the season...defenseman Bret Hedican hit the 1,000-career game milestone, playing against the team he broke into the league with.

PP: 1-5 **PK:** 2-5 **SF:** 28 **SA:** 28 **TOI:** S. Niedermayer (29:06) **Three Stars:** 1. Legace 2. Backes 3. Hedican

NOVEMBER 22, 2008 - ANAHEIM 2 @ DALLAS 1 (SO): Goaltender Jonas Hiller stopped 31-of-32 shots and two-of-three shootout attempts to help lead the Ducks to a 2-1 shootout victory over the Dallas Stars at American Airlines Center...right wing Corey Perry and center Ryan Getzlaf scored in the shootout, with Getzlaf's goal proving to be the game-winner...Perry scored the Ducks' lone goal in regulation, beating Marty Turco on the high glove-side on the power play at the 5:37 mark of the first period...assists went to right wing Teemu Selanne and Getzlaf, who extended his point streak to five consecutive games...defenseman Chris Pronger led all skaters with 31:17 TOI.

PP: 1-4 **PK:** 0-7 **SF:** 24 **SA:** 32 **TOI:** C. Pronger (31:17) **Three Stars:** 1. Hiller 2. Getzlaf 3. Daley

NOVEMBER 24, 2008 - ANAHEIM 4 vs. COLORADO 1: Right wing Teemu Selanne scored two power play goals and defenseman Chris Pronger added a goal and assist as the Ducks defeated the Colorado Avalanche, 4-1, at Honda Center...Selanne's first power play goal in the opening period marked the 200th of his NHL career and 127th as a Duck...center Ryan Getzlaf assisted on Selanne's first-period tally to push his assist streak to six games (2-6=8)...left wing Chris Kunitz scored Anaheim's second and eventual game-winning goal, beating Peter Budaj at the 13:39 mark of the first period...right wing Corey Perry, left wing Brad May, centers Brendan Morrison and Todd Marchant, and defensemen Scott Niedermayer and Steve Montador recorded single assists in the winning cause...goaltender J.S. Giguere made saves on 29-of-30 shots to snap a personal five-game losing streak and earn his first victory since Nov. 4 at Los Angeles...head coach Randy Carlyle earned his 150th career victory.

PP: 2-3 **PK:** 0-4 **SF:** 30 **SA:** 24 **TOI:** S. Niedermayer (25:33) **Three Stars:** 1. Selanne 2. Pronger 3. Giguere

NOVEMBER 28, 2008 - ANAHEIM 1 vs. CHICAGO 0: The game remained scoreless until center Ryan Getzlaf put the Ducks on the board with an even-strength goal at 15:19 of the second period...right wings Corey Perry and Bobby Ryan collected the assists on the goal...Getzlaf extended his point streak to seven games (3-6=9), becoming the only player in the NHL this season to record two different point streaks of six-games-or-more...goaltender Jonas Hiller stopped all 26 shots he faced, recording the second shutout of his career (both in 2008-09)...the Ducks were perfect on the penalty kill for the third consecutive game...Anaheim's shutout win marked its first over Chicago at home since Dec. 17, 1999 (2-0)...the Ducks also extended their home winning streak vs. Chicago to four games.

PP: 0-1 **PK:** 0-2 **SF:** 21 **SA:** 26 **TOI:** S. Niedermayer (24:17) **Three Stars:** 1. Hiller 2. Pahlsson 3. Ryan

NOVEMBER 30, 2008 - ANAHEIM 4 @ CAROLINA 1: A three-goal third period broke the 1-1 tie that held for over 34 minutes to give the Ducks the 4-1 win and standings points in eight consecutive road games (tying a franchise record)...center Ryan Getzlaf scored the Ducks' first goal at 1:44 of the first period and added two assists later in the game for his third, three-plus point game of the season...right wing Teemu Selanne added his 12th PPG (also GWG) of the season at 7:16 of the third...left wing Rob Niedermayer scored two goals of his own (first two-goal game since 3/15/08 vs. STL), helping the Ducks to their ninth, four-plus goal game of the season...right wing Bobby Ryan, left wing Travis Moen, center Brendan Morrison and defensemen Scott Niedermayer and Chris Pronger each collected single assists...Scott Niedermayer's assist accounted for his 170th point as a Duck, tying him for the franchise lead in defenseman scoring (also Tverdovsky)...goaltender Jonas Hiller stopped 36-of-37 shots for his third consecutive win...Anaheim was perfect on the penalty kill for the fourth consecutive game (four-for-four).

PP: 1-4 **PK:** 0-4 **SF:** 27 **SA:** 37 **TOI:** C. Pronger (29:55) **Three Stars:** 1. Hiller 2. Getzlaf 3. R. Niedermayer

DECEMBER 1, 2008 - ANAHEIM 1 @ DETROIT 2: After jumping out to a 1-0 lead just under two minutes into the game, the Ducks weren't able to score again, falling to the Red Wings, 2-1...the loss snapped the club's franchise high-tying road standings point streak at eight games...left wing Chris Kunitz scored the Ducks' lone goal at 1:50 of the first period...right wing Teemu Selanne collected the assist to extend his point streak to three games (1-2=3)...the Ducks were perfect on the penalty kill once again, stretching their streak to five games (21-for-21)...goaltender J.S. Giguere returned to the team after missing two games for family reasons...in his 400th career game, the netminder stopped 37-of-38 shots through two periods before being relieved (cramps) by Jonas Hiller...Hiller stopped eight-of-nine shots in the third recording the loss.

PP: 0-2 **PK:** 0-4 **SF:** 16 **SA:** 47 **TOI:** S. Niedermayer (26:45) **Three Stars:** 1. Hossa 2. Franzen 3. Kunitz



ANAHEIM DUCKS

2008-09 GAME RECAPS

DECEMBER 3, 2008 - ANAHEIM 2 @ CHICAGO 4: On a night when Scott Niedermayer became Anaheim's all-time points leader among defensemen, the Ducks yielded three unanswered goals late in the third period en route to a 4-2 loss to the Chicago Blackhawks at the United Center... Chicago opened the scoring at 18:27 of the first period when Patrick Sharp converted on the power play, snapping the Ducks' streak of 23 consecutive penalty kills...right wing Teemu Selanne got Anaheim on the scoreboard with his 13th straight power play goal at the 9:24 mark of the second before defenseman Chris Pronger gave the Ducks a one-goal lead early in the third...with less than six minutes remaining, Chicago scored three times - including an empty netter - to secure the win...goaltender Jonas Hiller stopped 37-of-40 shots in the setback...center Ryan Getzlaf, left wing Rob Niedermayer, and defensemen Scott Niedermayer and Brett Festerling registered single assists...Scott's helper on Selanne's first-period goal pushed him past Oleg Tverdovsky for sole possession of the franchise lead for points by a defenseman (171)...in addition, center Brendan Morrison played in his 700th NHL game.

PP: 1-3 **PK:** 1-5 **SF:** 32 **SA:** 41 **TOI:** C. Pronger (27:54) **Three Stars:** 1. Toews 2. Havlat 3. S. Niedermayer

DECEMBER 7, 2008 - ANAHEIM 5 vs. COLUMBUS 3: The Ducks extended their home winning streak to three games with a 5-3 victory over the Columbus Blue Jackets at Honda Center...center Ryan Getzlaf led Anaheim with two goals (2-0=2), marking his second multiple-goal game of the season and the seventh of his career...Getzlaf, whose second goal at the 17:55 mark of the second period represented the 3,000th regular season goal in club history, pushed his home point streak to six games (5-4=9) with the two-goal performance...linemate Corey Perry extended his home point streak to seven games (2-7=10) with his assist on Getzlaf's second goal...left wing Chris Kunitz (0-2=2) and right wings Bobby Ryan (1-1=2) and George Parros (0-2=2) also recorded multi-point games...for Parros, his two assists established a career high...goaltender J.S. Giguere stopped 29-of-32 shots for his 200th NHL victory while defensemen Steve Montador and Bret Hedican led all skaters with +3 ratings.

PP: 0-3 **PK:** 1-6 **SF:** 34 **SA:** 32 **TOI:** C. Pronger (28:41) **Three Stars:** 1. Getzlaf 2. Parros 3. Ryan

DECEMBER 10, 2008 - ANAHEIM 4 vs. ST. LOUIS 2: The Ducks won their second consecutive game and season-high fourth straight at home with a 4-2 victory over the St. Louis Blues at Honda Center...the Blues opened the scoring on only their second shot of the game, an even-strength tally by B.J. Crombeen at 12:29 of the first...right wing George Parros evened the score less than a minute later with his career-high third of the season and third point in two games...13:47 into the second, left wing Chris Kunitz collected his sixth of the campaign to give the Ducks a 2-1 lead...center Ryan Getzlaf drew an assist on the Kunitz goal to push his point streak to three games (2-2=4)...after Brad Boyes provided the equalizer for St. Louis at 12:53 of the third, center Brendan Morrison and Kunitz each scored with less than three minutes remaining to clinch the win...along with Kunitz's two goals, right wing Teemu Selanne chipped in with a pair of assists for Anaheim's second multi-point performance...goaltender J.S. Giguere made saves on 26-of-28 shots to win his third straight decision.

PP: 1-4 **PK:** 1-5 **SF:** 36 **SA:** 28 **TOI:** C. Pronger (25:53) **Three Stars:** 1. Giguere 2. Selanne 3. Morrison

DECEMBER 11, 2008 - ANAHEIM 0 @ SAN JOSE 2: Playing their second game in as many nights, the Ducks suffered their first shutout of the season with a 2-0 loss to the San Jose Sharks at HP Pavilion, snapping a two-game winning streak...goaltender Jonas Hiller turned away 25-of-27 shots in the setback, which dropped his record to 6-4-1...the Sharks got the early advantage with an even-strength goal from Patrick Marleau at 17:00 of the first period...San Jose added an insurance tally from Devin Setoguchi at the 9:45 mark of the second to secure the win...defenseman Chris Pronger led all skaters with 27:52 TOI while right wing Corey Perry tied Marcel Goc with a game-high six shots.

PP: 0-5 **PK:** 0-3 **SF:** 31 **SA:** 27 **TOI:** C. Pronger (27:52) **Three Stars:** 1. Nabokov 2. Vlasic 3. Marleau

DECEMBER 14, 2008 - ANAHEIM 4 vs. MINNESOTA 2: The Ducks extended their season-high home winning streak to five games with a 4-2 win at the expense of the Minnesota Wild at Honda Center...left wing Chris Kunitz and defenseman Chris Pronger led the Ducks with 0-2=2 points apiece as the club won for the third time in four games overall...centers Ryan Getzlaf and Brendan Morrison, and right wings Corey Perry and Bobby Ryan provided the even-strength goals for Anaheim, which picked up points for the seventh time in eight games at Honda Center...Pronger's second assist on Perry's first-period goal was the 91st of his Ducks career, moving him past Fredrik Olausson for sole possession of third place on the club's all-time assist list for defensemen...right wing George Parros and center Todd Marchant chipped in with single assists in the victory...goaltender J.S. Giguere stopped 26-of-28 shots to win his fourth consecutive decision and 11th overall in 2008-09.

PP: 0-5 **PK:** 1-4 **SF:** 34 **SA:** 28 **TOI:** S. Niedermayer (25:55) **Three Stars:** 1. Getzlaf 2. Kunitz 3. Pronger

DECEMBER 16, 2008 - ANAHEIM 1 vs. NY RANGERS 3: The Ducks had a season-high five-game home winning streak snapped with a 3-1 loss to the New York Rangers at Honda Center...the Rangers improved to 4-6-0 in Anaheim with three unassisted goals by Chris Drury in the first period, Nigel Dawes in the second and Nikolai Zherdev in the third (empty net)...the Ducks received their lone goal from left wing Chris Kunitz, who collected his eighth of the season at the 18:30 mark of the second...defenseman Bret Hedican and center Ryan Carter drew assists on the Kunitz tally...goaltender Jonas Hiller stopped 27-of-29 shots in the loss, his third in as many starts...defenseman Scott Niedermayer led all skaters with 27:33 TOI.

PP: 0-3 **PK:** 1-4 **SF:** 20 **SA:** 29 **TOI:** S. Niedermayer (27:33) **Three Stars:** 1. Dawes 2. Lundqvist 3. Hiller

DECEMBER 19, 2008 - ANAHEIM 3 @ EDMONTON 2 (SO): Goaltender Jonas Hiller made a franchise-tying 51 saves en route to a 3-2 shootout win...special teams scored both of the Ducks' goals in regulation...left wing Rob Niedermayer scored his first SHG of the season at 19:39 of the first period with the assist coming from brother Scott...right wing Corey Perry scored a PPG at 10:09 of the second with helpers from center Ryan Getzlaf and right wing Bobby Ryan...two third-period Edmonton goals forced overtime and then a shootout...Hiller was perfect in the shootout, stopping all three attempts...Perry scored the game-deciding goal in the shootout...right wing Teemu Selanne appeared in his 1,100th NHL game before leaving early in the first period with a left thigh laceration...defenseman Chris Pronger logged a team season-high 33:26 TOI.

PP: 1-8 **PK:** 1-10 **SF:** 36 **SA:** 53 **TOI:** C. Pronger (33:26) **Three Stars:** 1. Hiller 2. Cole 3. Horcoff

ANAHEIM DUCKS

2008-09 GAME RECAPS



DECEMBER 22, 2008 - ANAHEIM 3 @ VANCOUVER 4: After scoring the opening goal just 8:32 into the first period, the Ducks went scoreless until 11:33 of the third, rallying with two goals just 1:31 apart but eventually fell to the Canucks by a final score of 4-3...center Todd Marchant appeared in his 1,000th NHL game, going scoreless with two hits in 14:27 TOI...right wing Bobby Ryan matched a career high, earning 1-2=3 points by scoring the opening goal (PPG) and collecting two assists in the third period...defenseman Scott Niedermayer (1-1=2) and right wing Corey Perry each registered two-point evenings...center Samuel Pahlsson scored the club's only even-strength goal at 13:02 of the third...center Ryan Getzlaf collected an assist on the power play on the Ducks' opening goal...the club scored at least two power play goals for the sixth game in 2008-09...goaltender Jonas Hiller stopped 22-of-26 shots in the loss.

PP: 2-5 **PK:** 2-8 **SF:** 27 **SA:** 26 **TOI:** S. Niedermayer (31:56) **Three Stars:** 1. D. Sedin 2. Ryan 3. Kesler

DECEMBER 23, 2008 - ANAHEIM 3 @ CALGARY 4: The Ducks surrendered three goals in the third period leading to their second consecutive one-goal loss, a 4-3 setback to the Calgary Flames at Pengrowth Saddledome...goaltender J.S. Giguere, who had won his previous four consecutive decisions, yielded four goals on 32 shots for his first regulation loss since Nov. 19 vs. Washington...center Brendan Morrison recorded a season-high two goals, marking his first multiple-goal game as a Duck...linemate Andrew Ebbett assisted on both Morrison goals to give him his first career NHL points...center Ryan Getzlaf collected his 14th goal of the season - tying Teemu Selanne for the team lead - at 3:45 of the third to give the Ducks a short-lived one-goal advantage...single assists went to left wing Travis Moen, right wings Corey Perry and Bobby Ryan, and defenseman Bret Hedican in Anaheim's second game in as many nights.

PP: 0-1 **PK:** 1-4 **SF:** 33 **SA:** 32 **TOI:** C. Pronger (27:04) **Three Stars:** 1. Giordano 2. Morrison 3. Sutter

DECEMBER 27, 2008 - ANAHEIM 3 @ DALLAS 4 (OT): Returning from the Christmas break, the Ducks suffered their third straight 4-3 loss with an overtime setback to the Dallas Stars at American Airlines Center...center Brendan Morrison led Anaheim with 2-0=2 points for his second consecutive multi-goal game as a Duck...left wing Chris Kunitz opened the scoring for Anaheim with his ninth goal of the season at the 6:20 mark of the first period...single assists were credited to centers Ryan Getzlaf and Andrew Ebbett, right wing Bobby Ryan, and defensemen Chris Pronger, Bret Hedican and Steve Montador...goaltender J.S. Giguere stopped 34-of-38 shots in the loss.

PP: 1-2 **PK:** 1-5 **SF:** 22 **SA:** 38 **TOI:** S. Niedermayer (29:00) **Three Stars:** 1. Ribeiro 2. Morrison 3. Neal

DECEMBER 28, 2008 - ANAHEIM 4 @ ST. LOUIS 3: The Ducks snapped a three-game losing streak with a 4-3 come-from-behind victory over the St. Louis Blues at Scottrade Center...the Ducks went 2-for-4 on the power play, helping to win the season series against the Blues with a 3-0-1 record...center Ryan Getzlaf (0-2=2), right wing Bobby Ryan (1-1=2) and Scott Niedermayer (1-1=2) led the Ducks with two points each as Anaheim evened its record in the second game of back-to-backs at 4-4-0...Anaheim's first two goals came from brothers Rob and Scott Niedermayer, who found the back of the net in the first and second periods, respectively...after St. Louis took a one-goal lead early in the third, defenseman Steve Montador scored the equalizer at 7:18 of the period before Ryan collected the game-winner with less than eight minutes remaining in regulation...centers Brendan Morrison and Samuel Pahlsson, and defensemen Chris Pronger and Brett Festerling earned single assists in the victory...goaltender Jonas Hiller turned away 27-of-30 shots for his eighth win of the season.

PP: 2-4 **PK:** 2-6 **SF:** 29 **SA:** 30 **TOI:** S. Niedermayer (30:05) **Three Stars:** 1. Ryan 2. Berglund 3. Getzlaf

DECEMBER 31, 2008 - ANAHEIM 0 vs. COLUMBUS 2: The Ducks were shut out for only the second time of the season as Columbus goaltender Steve Mason stopped all 27 shots he faced in a 2-0 Columbus win...centers Craig MacDonald and Michael Peca both scored for the Blue Jackets...the Ducks were perfect on the penalty kill, stopping all four Blue Jackets power play attempts...right wing Corey Perry registered a team-high seven shots on net...defenseman Scott Niedermayer led the club in time on ice, logging 29:24...goaltender J.S. Giguere stopped 27-of-29 shots.

PP: 0-5 **PK:** 0-4 **SF:** 27 **SA:** 29 **TOI:** S. Niedermayer (29:24) **Three Stars:** 1. Mason 2. Giguere 3. Nash

JANUARY 2, 2009 - ANAHEIM 4 vs. PHILADELPHIA 5 (SO): The Ducks and Flyers took a 4-4 tie from the end of the second period into the completion of overtime as Flyers center Mike Richards scored the shootout-winning goal to give the club a 5-4 win over Anaheim...both right wing Corey Perry and center Ryan Getzlaf posted two-point efforts (1-1=2 each) in the loss...left wing Rob Niedermayer added a goal at 32 seconds of the second with an assist coming from brother Scott, which accounted for his 500th career NHL assist...center Andrew Ebbett also scored for the Ducks, which was his first career NHL goal...left wing Chris Kunitz, defensemen Brett Festerling and Chris Pronger, center Brendan Morrison and right wing Bobby Ryan all registered single assists...Scott Niedermayer also led the club in TOI with 32:16, which marked the sixth time in 2008-09 that the defenseman logged over 30 minutes in a game...goaltender J.S. Giguere stopped 28-of-32 shots in the shootout loss (stopped 1-of-2 shots in the shootout)...the Ducks also drew the largest crowd in franchise history at 17,597 fans in attendance...the previous record was 17,475, Anaheim vs. Los Angeles, Mar. 21, 1995 (Honda Center).

PP: 2-4 **PK:** 1-6 **SF:** 27 **SA:** 32 **TOI:** S. Niedermayer (32:16) **Three Stars:** 1. Perry 2. Richards 3. Ryan

JANUARY 4, 2009 - ANAHEIM 2 vs. PHOENIX 0: Right wing Bobby Ryan scored a goal and added an assist to lead the Ducks to a 2-0 victory over the Phoenix Coyotes at Honda Center...Ryan earned both points on the power play as Anaheim went 2-for-4 with the man advantage...defenseman Scott Niedermayer had a hand in both goals, finishing with two assists...defenseman Chris Pronger opened the scoring for the Ducks, beating former teammate Ilya Bryzgalov at the 3:32 mark of the second period...center Ryan Getzlaf chipped in with an assist in the third period, his team-leading 30th helper of the season...goaltender Jonas Hiller stopped all 29 shots faced, including 11 in the third, for his third shutout of the season.

PP: 2-4 **PK:** 0-4 **SF:** 34 **SA:** 29 **TOI:** C. Pronger (26:28) **Three Stars:** 1. Ryan 2. S. Niedermayer 3. Hiller



ANAHEIM DUCKS

2008-09 GAME RECAPS

JANUARY 6, 2009 - ANAHEIM 3 vs. LOS ANGELES 1: The Ducks won their second consecutive game with a 3-1 victory against the Los Angeles Kings at Honda Center...the win marked Anaheim's fifth straight over Los Angeles at home, a club record...overall, the Ducks improved to 19-7-3 vs. the Kings dating back to Feb. 29, 2004...Anaheim held Los Angeles to just 18 shots, its fewest allowed since Feb. 22, 2008 vs. St. Louis (17)...right wing Bobby Ryan (power play), center Samuel Pahlsson (game-winner), and left wing Rob Niedermayer (empty net) scored for the Ducks, who finished their homestand with a 2-0-1 record...defensemen Scott Niedermayer and Chris Pronger led Anaheim with two assists each as Pronger surpassed Fredrik Olausson for third place on the club's all-time scoring list for defensemen (32-96=128)...center Ryan Getzlaf added an assist to push his team-leading total to 31...turning away 17-of-18 shots, goaltender Jonas Hiller improved to 4-0-0 with a 0.65 GAA and .974 SV% in five career appearances vs. L.A....the Kings' lone goal in the second period was their first against the Ducks in 143:06 of play (dating back to Oct. 14, 2008 at L.A.).
PP: 2-5 **PK:** 1-4 **SF:** 26 **SA:** 18 **TOI:** S. Niedermayer (27:00) **Three Stars:** 1. Pahlsson 2. S. Niedermayer 3. Ryan

JANUARY 8, 2009 - ANAHEIM 3 @ LOS ANGELES 4: Right wing Bobby Ryan became the first rookie in franchise history to record a hat trick, but it wasn't enough as the Kings defeated the Ducks by a score of 4-3 at Staples Center...Ryan provided all of the scoring for the Ducks, collecting three goals (3-0=3) in a span of 2:21...it was the fastest a player had scored a natural hat trick in club history and the fastest by an NHL rookie since 1938 (DET's Carl Liscombe, 3/13/38, 1:52)...overall, it was the third fastest a hat trick has been scored by a rookie in league history...both center Ryan Getzlaf (1-5=6) and defenseman Chris Pronger (1-5=6) extended their point streaks to four games by collecting 0-2=2 assists each...defenseman Steve Montador and center Ryan Carter registered an assist each on Ryan's second goal of the evening...goaltenders J.S. Giguere and Jonas Hiller shared the duty in net, with Giguere stopping eight-of-10 shots before Hiller came on in relief, stopping 14-of-16...Hiller recorded the loss...the Ducks recorded a power play goal in their fourth consecutive game...defenseman Scott Niedermayer led the club in TOI with 29:56.
PP: 1-6 **PK:** 1-3 **SF:** 27 **SA:** 26 **TOI:** S. Niedermayer (29:56) **Three Stars:** 1. Frolov 2. Ryan 3. Kopitar

JANUARY 9, 2009 - ANAHEIM 3 vs. TAMPA BAY 4: After falling to a 2-0 deficit early in the game, the Ducks came back to eventually tie it 3-3, but the Lightning scored the lone third-period goal to win the contest by a score of 4-3...center Andrew Ebbett opened the scoring for the Ducks with a power play goal at 8:43 of the second...he matched a career high for points in a game later in the contest by collecting an assist on defenseman Steve Montador's goal...defenseman Chris Pronger scored the game-tying goal at 18:40 of the second, just 0:12 after Montador's goal...center Brendan Morrison picked up two assists while defenseman Bret Hedican, center Ryan Getzlaf and left wing Drew Miller registered an assist each...the club picked up a power play goal in its fifth consecutive game...goaltender Jonas Hiller stopped 15-of-19 shots in the loss...left wing Matt Beleskey made his NHL debut, logging 13:53 TOI with a +1 rating.
PP: 1-4 **PK:** 1-3 **SF:** 32 **SA:** 19 **TOI:** S. Niedermayer (26:43) **Three Stars:** 1. St. Louis 2. Morrison 3. Malone

JANUARY 11, 2009 - ANAHEIM 4 vs. NEW JERSEY 3: The Ducks extended their win streak vs. New Jersey to three games in a 4-3 Anaheim victory...right wing Bobby Ryan opened the scoring for the Ducks at 15:21 of the first period with centers Brendan Morrison and Andrew Ebbett providing the helpers...the Ducks added another goal just four minutes later with as center Samuel Pahlsson scored with assists by left wings Travis Moen and Rob Niedermayer...left wing Chris Kunitz scored both third-period goals to give the Ducks the 4-3 edge...right wing Corey Perry collected assists on both Kunitz goals...defenseman Scott Niedermayer recorded an assist on the first Kunitz goal while center Ryan Getzlaf extended his point streak to six games (1-7=8) with an assist on the second goal...goaltender J.S. Giguere picked up the win in net, stopping 18-of-21 shots...the club recorded 34 shots on net, outshooting their opponent for the fifth consecutive game.
PP: 0-4 **PK:** 1-2 **SF:** 34 **SA:** 21 **TOI:** C. Pronger (25:32) **Three Stars:** 1. Kunitz 2. Morrison 3. S. Niedermayer

JANUARY 14, 2009 - ANAHEIM 3 vs. DETROIT 4: The Ducks concluded a three-game homestand with a 4-3 loss to the defending Stanley Cup champion Detroit Red Wings at Honda Center...Anaheim entered the third period with a 3-2 advantage but yielded two goals in a span of 35 seconds during the final frame to lead to the setback...center Ryan Getzlaf led all skaters with 1-2=3 points along with a +2 rating, extending his point streak to seven games...right wing Corey Perry (1-1=2) and defenseman Steve Montador (1-1=2) also had multi-point games for Anaheim, which suffered its second consecutive defeat to Detroit...left wing Chris Kunitz and defenseman Scott Niedermayer added single assists in the losing cause...goaltender J.S. Giguere stopped 29-of-33 shots as his record fell to 12-10-4.
PP: 1-4 **PK:** 1-4 **SF:** 28 **SA:** 33 **TOI:** C. Pronger (30:08) **Three Stars:** 1. Getzlaf 2. Montador 3. Franzen

JANUARY 16, 2009 - ANAHEIM 1 @ PITTSBURGH 3: The Ducks opened a five-game road trip by dropping a 3-1 decision to the Pittsburgh Penguins at Mellon Arena, their second setback in as many games...Anaheim received its lone goal from center Ryan Getzlaf, who collected his team-leading 17th of the season on the power play at the 14:38 mark of the second period...right wing Bobby Ryan and defenseman Scott Niedermayer drew assists on Getzlaf's tally...his goal pushed the Ducks center's point streak to eight games, his third such streak of eight games-or-longer this season...goaltender J.S. Giguere suffered his second straight loss, turning away 21-of-24 shots...right wing George Parros played in his 200th career NHL game while defenseman Chris Pronger led Ducks skaters with 29:21 TOI...right wing Troy Bodie made his NHL debut, going scoreless in 6:44 TOI.
PP: 1-4 **PK:** 0-3 **SF:** 22 **SA:** 24 **TOI:** C. Pronger (29:21) **Three Stars:** 1. Cooke 2. Malkin 3. Gill

JANUARY 17, 2009 - ANAHEIM 3 @ MINNESOTA 0: Playing their second game in as many nights, the Ducks rode a 30-save performance from goaltender Jonas Hiller en route to a 3-0 shutout victory over the Minnesota Wild at Xcel Energy Center...by stopping all 30 shots faced, Hiller recorded his fourth shutout of the season, moving him into the top five in shutouts among NHL goaltenders...right wing Corey Perry led the Ducks offense, recording his first two-goal game of the season and seventh of his career...between Perry's two tallies in the second and third periods, right wing Bobby Ryan collected his 13th of the campaign and seventh in the last eight games...six different Ducks earned assists in the victory, including centers Ryan Getzlaf, Brendan Morrison and Andrew Ebbett, left wings Rob Niedermayer and Drew Miller, and defenseman Steve Montador, who had a game-high +2 rating.
PP: 1-1 **PK:** 0-4 **SF:** 34 **SA:** 30 **TOI:** S. Niedermayer (27:18) **Three Stars:** 1. Hiller 2. Backstrom 3. Miittinen

ANAHEIM DUCKS

2008-09 GAME RECAPS



JANUARY 20, 2009 - ANAHEIM 2 @ NY RANGERS 4: Special teams were the key for the New York Rangers, who scored two power play goals and two shorthanded to defeat the Ducks, 4-2, at Madison Square Garden...the two shorthanded goals allowed by Anaheim fell one shy of the franchise record, which occurred on Oct. 18, 1996 vs. San Jose...goaltender Jonas Hiller suffered his ninth loss of the season, stopping 26-of-29 shots in his second consecutive start...Anaheim goals were scored by Bobby Ryan and Corey Perry, who recorded his ninth point (5-4=9) in his last six games.
PP: 1-5 **PK:** 2-7 **SF:** 34 **SA:** 30 **TOI:** S. Niedermayer (29:00) **Three Stars:** 1. Betts 2. Lundqvist 3. Gomez

JANUARY 21, 2009 - ANAHEIM 1 @ NY ISLANDERS 2: The Ducks held the New York Islanders to a season-low 14 shots but came up on the losing end of a 2-1 decision at Nassau Coliseum...goaltender J.S. Giguere allowed two goals on seven shots before being replaced in the first period by Jonas Hiller, who turned away all seven shots faced...Anaheim's lone goal came from rookie right wing Bobby Ryan, who beat Yann Danis on the power play at the 16:45 mark of the second period...defenseman Scott Niedermayer and right wing Corey Perry assisted on the Ryan goal...defenseman Chris Pronger led all skaters with 26:51 TOI.
PP: 1-5 **PK:** 1-1 **SF:** 40 **SA:** 14 **TOI:** C. Pronger (26:51) **Three Stars:** 1. Danis 2. McLean 3. Gervais

JANUARY 27, 2009 - ANAHEIM 7 @ PHOENIX 3: The Ducks scored more goals in one game in almost a year (Feb. 6, 2008 @ SJ, 7-4) as the club beat Phoenix, 7-3...the victory marked Anaheim's 500th franchise win...11 Ducks factored in on Anaheim's seven goals, including two-goal efforts coming from right wing Corey Perry (2-0=2) and left wing Chris Kunitz (2-0=2)...right wing Bobby Ryan extended his goal streak to four games (4-1=5) and point streak to five games (4-2=6) with a two-point night (1-1=2)...center Ryan Getzlaf, defenseman Scott Niedermayer and center Samuel Pahlsson each registered multi-assist nights (0-2=2)...left wing Travis Moen scored his third goal of the season while left wing Rob Niedermayer tallied his 11th of the year...defensemen Chris Pronger and Steve Montador along with center Andrew Ebbett each earned single assists...the Ducks were perfect on the power play, registering a goal on their only attempt...the club also registered 34-or-more shots on net in its fourth consecutive game...goaltender Jonas Hiller stopped 23-of-26 shots for his 12th win of the season.
PP: 1-1 **PK:** 1-5 **SF:** 37 **SA:** 26 **TOI:** C. Pronger (24:25) **Three Stars:** 1. Doan 2. S. Niedermayer 3. Perry

JANUARY 28, 2009 - ANAHEIM 2 vs. CHICAGO 3: Completing the 12th set of back-to-back games in 2008-09, the Ducks peppered Chicago goaltender Nikolai Khabibulin with 38 shots, including 16 in the second period, but fell short in a 3-2 loss to the Blackhawks at Honda Center...despite the setback, Anaheim had highlights such as right wing Teemu Selanne returning from injury to play in his 616th game as a Duck, tying Steve Rucchin for the all-time franchise record...in addition, right wing Bobby Ryan broke a club rookie record by extending his goal-scoring streak to five games with a power play tally at the 12:53 mark of the first period...defensemen Chris Pronger and Scott Niedermayer drew the assists on Ryan's 17th of the season...for Pronger, his assist marked the 100th of his Ducks career...down 3-1 early in the second, left wing Travis Moen made it a one-goal game with his career-high second shorthanded goal of the season at 18:50 in the second...assists went to left wing Drew Miller and Niedermayer, who finished with a game-high 0-2=2 points...Anaheim goaltender Jonas Hiller stopped 24-of-27 shots in loss, including all eight shots faced in the third.
PP: 1-2 **PK:** 1-3 **SF:** 38 **SA:** 27 **TOI:** S. Niedermayer (28:58) **Three Stars:** 1. Khabibulin 2. Pronger 3. Toews

JANUARY 31, 2009 - ANAHEIM 4 @ COLORADO 3: On a night when Teemu Selanne became the franchise all-time leader in games played, the Ducks received a game-winning goal from the Anaheim right winger as they went on to a 4-3 victory over the Colorado Avalanche at Pepsi Center...Selanne, who surpassed former teammate Steve Rucchin with his 617th career game as a Duck, snapped a 3-3 tie with an even-strength goal against Peter Budaj at the 5:04 mark of the third period...the lead changed hands three times, twice in the Ducks' favor as they posted their second consecutive road victory...right wing George Parros evened the score at 1-1 at the 9:23 mark of the first before center Ryan Getzlaf gave Anaheim a 2-1 lead less than seven minutes later...after Colorado responded with two goals halfway through the second, defenseman Scott Niedermayer provided the equalizer at 13:35 of the middle frame...Niedermayer and Getzlaf each finished with a game-high 1-2=3 points, as the former extended his assist streak to five games (1-8=9)...left wing Chris Kunitz, center Andrew Ebbett, right wing Bobby Ryan and defenseman Brendan Mikkelson all picked up an assist in the win...goaltender Jonas Hiller turned away 34-of-37 shots for his 13th victory of 2008-09.
PP: 1-5 **PK:** 1-5 **SF:** 31 **SA:** 37 **TOI:** S. Niedermayer (31:14) **Three Stars:** 1. Getzlaf 2. Hejduk 3. S. Niedermayer

FEBRUARY 2, 2009 - ANAHEIM 3 vs. BUFFALO 2: Chris Pronger, Chris Kunitz and Corey Perry scored goals and Steve Montador and Teemu Selanne tallied two assists in the win...Jonas Hiller stopped 21-of-23 shots...the Ducks went two-for-three on the PP to extend their streak to nine games with at least one PP marker...after being outshot 10-5 in the first period, the Ducks outshot the Sabres 32-13 over the final two periods...Anaheim's 20 shots on net in the second tied the club's season best for one period (also 11/9/08 vs. FLA, second period)...Perry's tally at 9:44 of the third period proved to be the game-winner.
PP: 2-3 **PK:** 2-5 **SF:** 37 **SA:** 23 **TOI:** S. Niedermayer (28:27) **Three Stars:** 1. Kunitz 2. S. Niedermayer 3. Pronger

FEBRUARY 4, 2009 - ANAHEIM 0 @ MINNESOTA 3: The Ducks were shut out for only the third time this season in the club's final trip to Xcel Energy Center in 2008-09...the club had its power play streak snapped at nine consecutive games as the club failed to connect on five attempts...the nine-game streak with at least one power play goal equaled the longest streak in the NHL this season (also BUF) and was the longest streak by Anaheim since 1999-00 (1/2-2/18/00, 10 games)...Andrew Brunette, Mikko Koivu and Pierre-Marc Bouchard scored for the Wild...Ducks goaltender Jonas Hiller stopped 23-of-25 shots while Wild netminder Nicklas Backstrom stopped all 34 shots he faced...Randy Carlyle coached his 300th NHL game.
PP: 0-5 **PK:** 1-3 **SF:** 34 **SA:** 25 **TOI:** C. Pronger (27:53) **Three Stars:** 1. Backstrom 2. Koivu 3. Clutterbuck



ANAHEIM DUCKS

2008-09 GAME RECAPS

FEBRUARY 5, 2009 - ANAHEIM 2 @ NASHVILLE 4: After heading into the first intermission and 1-1, the Ducks weren't able to recover after Nashville scored two goals in the second, eventually falling to the Predators by a score of 4-2 at the Sommet Center...right wing Corey Perry scored both of the Ducks goals, his third multi-goal effort of the season...right wing Teemu Selanne, left wing Chris Kunitz, center Ryan Getzlaf and defenseman Steve Montador provided the assists on Perry's two goals...the Ducks recorded 30-or-more shots for the ninth consecutive game...goaltender J.S. Giguere was in net for the Ducks, his first appearance since Jan. 21, stopping 30-of-33 shots in the loss.

PP: 0-2 **PK:** 0-2 **SF:** 30 **SA:** 34 **TOI:** S. Niedermayer (27:19) **Three Stars:** 1. Arnott 2. Perry 3. Jones

FEBRUARY 7, 2009 - ANAHEIM 2 @ CALGARY 1: The Ducks snapped a two-game losing streak with a 2-1 victory over the Calgary Flames in the three-game road trip finale at the Pengrowth Saddledome...starting in consecutive games for the first time since Jan. 11-14, goaltender J.S. Giguere turned away 23-of-25 shots for his 196th career win as a Duck...Giguere received offensive support with goals by right wings Bobby Ryan and Corey Perry, who collected the game-winner at the 19:31 mark of the second period...center Andrew Ebbett drew Anaheim's lone assist of the game, setting up Ryan for the game's first goal at 4:55 of the first...Anaheim foiled all four Calgary power plays, improving to a perfect 6-for-the last-6 on the kill...defenseman Scott Niedermayer led all skaters with 28:46 TOI.

PP: 0-2 **PK:** 0-4 **SF:** 25 **SA:** 27 **TOI:** S. Niedermayer (28:46) **Three Stars:** 1. Giguere 2. Sarich 3. S. Niedermayer

FEBRUARY 11, 2009 - ANAHEIM 3 vs. CALGARY 2 (OT): Defenseman Scott Niedermayer scored his 11th career overtime goal, the most ever by an NHL defenseman, as the Ducks downed the Flames for the second straight game, 3-2, at Honda Center...the win extended Anaheim's home winning streak vs. Calgary to nine games dating back to Apr. 4, 2004...the winning goal was scored with both teams icing three skaters as coincidental minors were called at the end of regulation...Niedermayer also netted Anaheim's first goal on the power play at 10:30 of the first, marking his 12th career two-goal game...center Brendan Morrison picked up his ninth goal of the year at 2:05 of the third, tying the game at 2-2...defenseman Steve Montador led the Ducks with two assists while right wing Corey Perry, centers Ryan Getzlaf and Todd Marchant, and defenseman Chris Pronger earned single helpers...goaltender J.S. Giguere earned his second straight win, stopping 21-of-23 shots.

PP: 1-5 **PK:** 0-4 **SF:** 40 **SA:** 23 **TOI:** S. Niedermayer (29:46) **Three Stars:** 1. Kiprusoff 2. S. Niedermayer 3. Giguere

FEBRUARY 15, 2009 - ANAHEIM 4 vs. ATLANTA 8: The Ducks allowed four goals in the second period en route to an 8-4 loss to the Atlanta Thrashers at Honda Center, snapping a two-game winning streak...right wing Teemu Selanne (2-1=3) and center Andrew Ebbett (1-2=3) led the Ducks with three points apiece while right wing Bobby Ryan (1-1=2) and defenseman Brett Festerling (0-2=2) also recorded multiple-point games in the losing cause...center Brendan Morrison and defenseman Steve Montador picked up assists, giving them both two-game point streaks...J.S. Giguere got the start in net for Anaheim, stopping 20-of-25 shots in 28 minutes of play...Giguere was relieved in the second period by Jonas Hiller, who turned away 15-of-17 shots.

PP: 0-3 **PK:** 2-6 **SF:** 35 **SA:** 43 **TOI:** S. Niedermayer (24:59) **Three Stars:** 1. Kovalchuk 2. Selanne 3. Ebbett

FEBRUARY 18, 2009 - ANAHEIM 3 vs. LOS ANGELES 4: The Ducks concluded a three-game homestand with a 4-3 loss to the Los Angeles Kings at Honda Center...goaltender Jonas Hiller stopped 22-of-26 shots in the setback, his 12th loss of the season...the Ducks did not lead at any point of the game, but did rally from a 2-0 deficit with goals from right wing Teemu Selanne and center Ryan Getzlaf in the second and third periods, respectively...after the Kings reclaimed their two-goal advantage later in the third, left wing Chris Kunitz made it a one-goal game with less than three minutes remaining...in the end, the Ducks could not secure the equalizer, giving the Kings the 2008-09 Freeway Face-off...Getzlaf led the Ducks with 1-2=3 points while right wing Corey Perry and defensemen Scott Niedermayer and Chris Pronger chipped in with single assists...defenseman Sheldon Brookbank also picked up an assist, his first point as a Duck.

PP: 2-6 **PK:** 2-6 **SF:** 26 **SA:** 31 **TOI:** C. Pronger (32:32) **Three Stars:** 1. Getzlaf 2. Stoll 3. Quick

FEBRUARY 20, 2009 - ANAHEIM 2 @ DETROIT 5: In the opener of a season-long six-game road trip, the Ducks dropped a 5-2 decision to the Detroit Red Wings at Joe Louis Arena...defenseman Chris Pronger appeared in his 1,000th career NHL game, leading all skaters with 32:19 TOI and assisting on Anaheim's first goal by center Ryan Getzlaf 52 seconds into the game...right wing Teemu Selanne also assisted on the Getzlaf power-play goal...Detroit responded by scoring four consecutive goals before right wing Bobby Ryan got Anaheim back on the scoreboard with his 20th of the season at 13:55 of the third...Selanne earned his second assist of the night and center Andrew Ebbett collected his 14th helper of the season on Ryan's tally...goaltender J.S. Giguere got the start in net, stopping 29-of-34 shots...defenseman Brian Salcido made his NHL debut, becoming the 23rd California-born player to play in the NHL, the 16th from Southern California.

PP: 1-3 **PK:** 2-4 **SF:** 26 **SA:** 34 **TOI:** C. Pronger (32:19) **Three Stars:** 1. Zetterberg 2. Datsyuk 3. Conklin

FEBRUARY 21, 2009 - ANAHEIM 5 @ COLUMBUS 2: The Ducks scored five goals on 13 shots for the highest team shooting percentage (38.5) in a single game in club history...right wing Corey Perry had a three-point night (1-2=3), including the game-winning goal...Southern California native Brian Salcido (defenseman) collected his first NHL point (assist) on a goal by center Brendan Morrison...defenseman Chris Pronger, left wing Chris Kunitz and right wing Bobby Ryan scored a goal each...both defenseman Scott Niedermayer and center Ryan Getzlaf registered two-assist nights...center Andrew Ebbett also collected an assist...the Ducks scored at least one power play goal in their third consecutive game...goaltender J.S. Giguere stopped 26-of-28 shots for his 15th win of the season.

PP: 1-2 **PK:** 2-8 **SF:** 13 **SA:** 28 **TOI:** C. Pronger (31:05) **Three Stars:** 1. Perry 2. Getzlaf 3. Nash

ANAHEIM DUCKS

2008-09 GAME RECAPS



FEBRUARY 24, 2009 - ANAHEIM 3 @ BUFFALO 2: The Ducks extended their win streak vs. Buffalo to three games as the club edged the Sabres, 3-2 at HSBC Arena...right wing Teemu Selanne helped the team jump out to an early lead with an unassisted marker at 1:10 of the first...center Todd Marchant scored the club's fourth shorthanded goal of the season at 11:34 of the second...it was the 24th shorthanded goal of his career and first since Dec. 8, 2006 at Washington...defenseman Scott Niedermayer and left wing Chris Kunitz registered assists on the goal...right wing Mike Brown tallied his first goal as a Duck, which also proved to be the game-winner at 18:54 of the second period...centers Brendan Morrison and Marchant each earned assists on the Brown goal...goaltender J.S. Giguere earned his second consecutive win, moving him to within one victory to 200 as a Duck.
PP: 0-3 **PK:** 1-5 **SF:** 22 **SA:** 36 **TOI:** C. Pronger (29:21) **Three Stars:** 1. Giguere 2. Marchant 3. Gaustad

FEBRUARY 26, 2009 - ANAHEIM 0 @ BOSTON 6: The Ducks outshot the Bruins 35-27 but still suffered their fourth shutout of the season with a 6-0 loss at TD Banknorth Garden, snapping a two-game winning streak...the Ducks recorded 10 shots in the first period, 12 in the second and 13 in the third, all turned away by Boston netminder Tim Thomas...Boston native Ryan Whitney made his Ducks debut after being acquired from Pittsburgh for Chris Kunitz and Eric Tangradi earlier in the day...Whitney registered an even plus/minus rating in 24:19 TOI, second only to Chris Pronger's game-high 25:42 TOI...starting goaltender J.S. Giguere stopped 5-of-8 shots before giving way to Jonas Hiller, who made saves on 16-of-19 shots.
PP: 0-3 **PK:** 2-4 **SF:** 35 **SA:** 27 **TOI:** C. Pronger (25:42) **Three Stars:** 1. Thomas 2. Ryder 3. Kobasew

FEBRUARY 28, 2009 - ANAHEIM 4 @ DALLAS 3: After losing an early two-goal lead, the Ducks came from behind to score two in the third and defeat the Dallas Stars, 4-3, at American Airlines Center...goaltender J.S. Giguere turned away 30-of-33 shots, including 16 in the third period en route to his 200th win as a Duck...defenseman Scott Niedermayer opened the scoring at 1:56 of the first with his 45th goal as a Duck, tying Oleg Tverdovsky for the club record among defensemen...the goal also represented Niedermayer's 200th point as a Duck, the first Anaheim blue-liner to reach the milestone...center Andrew Ebbett led all skaters with a game-high 1-2=3 points, which also matched a career best...right wing Teemu Selanne got the game-winner halfway through the third period, his 20th goal of the season and 58th career game-winning goal as a Duck...right wing Corey Perry's game-tying goal at 8:50 of the third marked his 54th point of the season, tying his career high from 2007-08...assists in the victory went to right wing Bobby Ryan, who had a team-high two helpers (0-2=2), along with center Ryan Getzlaf, left wing Drew Miller and defenseman Chris Pronger.
PP: 1-3 **PK:** 1-4 **SF:** 18 **SA:** 33 **TOI:** C. Pronger (29:01) **Three Stars:** 1. Ribeiro 2. Ryan 3. Ebbett

MARCH 3, 2009 - ANAHEIM 2 @ CHICAGO 3 (OT): The Ducks concluded a season-long six-game road trip with a 3-2 overtime loss to the Chicago Blackhawks at the United Center...down 2-0 at the end of the first period, the Ducks received goals from left wing Drew Miller and right wing Bobby Ryan in the second to tie the game...after a scoreless third, Martin Havlat beat J.S. Giguere on a partial breakaway at 1:40 of overtime to give the Blackhawks the win...right wing Corey Perry, center Andrew Ebbett and defenseman Chris Pronger drew assists on the Miller and Ryan goals...Giguere made saves on 34-of-37 shots in the overtime setback, his fifth of the season.
PP: 0-3 **PK:** 0-2 **SF:** 28 **SA:** 37 **TOI:** C. Pronger (25:51) **Three Stars:** 1. Havlat 2. Ladd 3. Miller

MARCH 6, 2009 - ANAHEIM 2 vs. DALLAS 3: The Ducks rallied from a 2-0 deficit, but weren't able to tie the score in a late third-period offensive flurry, falling to the Stars, 3-2...defenseman James Wisniewski scored a goal in his Ducks' debut after being acquired from Chicago just two days earlier...right wings Corey Perry and Teemu Selanne notched assists on the Wisniewski goal...right wing Bobby Ryan scored his NHL rookie-leading 23rd goal at 17:28 of the third period to bring the Ducks to within one goal of tying the game...defensemen Ryan Whitney and Chris Pronger each collected assists on the Ryan goal...Whitney's assist accounted for his first point as an Anaheim Duck...the club registered 38 shots on goal...it was the fifth game of the season in which the club recorded 38-or-more shots in one game...goaltender J.S. Giguere stopped 13-of-16 shots in the loss.
PP: 0-3 **PK:** 1-4 **SF:** 38 **SA:** 16 **TOI:** C. Pronger (29:11) **Three Stars:** 1. Wisniewski 2. Turco 3. Eriksson

MARCH 8, 2009 - ANAHEIM 2 vs. MINNESOTA 3: Despite outshooting their opponent for the 10th time in the last 12 home games, the Ducks weren't able to catch the Wild, losing 3-2...center Todd Marchant scored an unassisted shorthanded goal for Anaheim, bringing the score to a 1-1 tie at 5:10 of the second period...the Ducks scored again late in the third period (19:37) with a Scott Niedermayer marker, as he became the club's all-time leading goal scorer among defensemen (46)...right wing Corey Perry and center Ryan Getzlaf registered assists on the Niedermayer goal...Jonas Hiller stopped 22-of-25 shots on net...Perry recorded a career-high tying nine shots...Niedermayer logged over 30:00 TOI for the seventh time this season.
PP: 0-3 **PK:** 0-4 **SF:** 38 **SA:** 25 **TOI:** S. Niedermayer (30:02) **Three Stars:** 1. Veilleux 2. Brown 3. Marchant

MARCH 11, 2009 - ANAHEIM 4 vs. VANCOUVER 3 (OT): The Ducks fought off two comebacks from the Vancouver Canucks and earned a 4-3 overtime victory at Honda Center, snapping a three-game losing streak...playing 3-on-3 hockey, defenseman Scott Niedermayer scored on a breakaway at 3:37 of overtime, extending his all-time lead in (OT) goals by a blue-liner to 12...defenseman Chris Pronger and center Todd Marchant assisted on the overtime winner, which pushed Anaheim just one point from a playoff spot...left wing Erik Christensen (0-2=2) and defenseman Ryan Whitney (0-2=2) led the Ducks in scoring while centers Ryan Getzlaf and Petteri Nokelainen, and right wing Teemu Selanne contributed with regulation goals for Anaheim...Selanne's goal was the 573rd of his career, moving him into a share of 18th place on the all-time goals list with Mike Bossy...goaltender Jonas Hiller turned away 32-of-35 shots for his 15th win of the season...Pronger's game-high 35:43 TOI fell just eight seconds shy of the club record.
PP: 0-6 **PK:** 0-5 **SF:** 41 **SA:** 35 **TOI:** C. Pronger (35:43) **Three Stars:** 1. S. Niedermayer 2. Hiller 3. Getzlaf

MARCH 15, 2009 - ANAHEIM 0 vs. SAN JOSE 1: Despite outshooting the San Jose Sharks 34-30, the Ducks suffered their fifth shutout of the season with a 1-0 loss at Honda Center...the setback marked the first time that the Ducks lost when giving up just one goal in a game in 2008-09...the game's lone goal came off a deflection from former Duck Travis Moen at the 18:58 mark of the second period...goaltender Jonas Hiller was tagged with the tough-luck loss, stopping 29-of-30 shots...Anaheim continued its strong play on the penalty kill, going a perfect 4-for-4 to improve its streak to 16 consecutive kills...defenseman Chris Pronger led all skaters with 30:28 TOI.
PP: 0-4 **PK:** 0-4 **SF:** 34 **SA:** 30 **TOI:** C. Pronger (30:28) **Three Stars:** 1. Nabokov 2. Hiller 3. Perry



ANAHEIM DUCKS

2008-09 GAME RECAPS

MARCH 18, 2009 - ANAHEIM 4 vs. NASHVILLE 3 (OT): The Ducks concluded a five-game homestand with a 4-3 overtime victory over the Nashville Predators at Honda Center...right wing Teemu Selanne got his ninth career (OT) winner 34 seconds into the extra frame, redirecting a Chris Pronger pass for Anaheim's third power play goal of the night...the goal was Selanne's 1,200th career NHL point as he became the 45th player all-time and only the sixth born outside North America to reach the milestone...with the goal, Teemu also surpassed Mike Bossy for sole possession of 18th place on the all-time goals list (574)...right wing Bobby Ryan collected 1-1=2 points to tie Dustin Penner (2006-07) for the franchise rookie record for points in a season with 45...in addition, Pronger finished with 0-2=2 points to reach the 600-point milestone...right wing Corey Perry and center Andrew Ebbett also scored for the Ducks while center Ryan Getzlaf (0-2=2), left wing Erik Christensen (0-1=1) and defenseman Scott Niedermayer (0-1=1) and James Wisniewski (0-1=1) earned assists in the win...goaltender J.S. Giguere stopped 21-of-24 shots for his 18th victory of the season.
PP: 3-5 **PK:** 2-3 **SF:** 31 **SA:** 24 **TOI:** C. Pronger (27:03) **Three Stars:** 1. Selanne 2. Ryan 3. Perry

MARCH 19, 2009 - ANAHEIM 3 @ PHOENIX 2 (SO): Right wing Bobby Ryan scored his first shootout goal, which proved to be the game-decider in the Ducks' 3-2 triumph over the Coyotes at Jobing.com Arena...left wing Rob Niedermayer appeared in his 1,000th NHL game, recording an assist in 16:44 TOI during the contest...he and brother Scott became the fourth set of brothers to appear in over 1,000 games in NHL history...left wing Drew Miller scored a goal on the same day he was recalled from Iowa (AHL)...center Todd Marchant picked up an assist on both Miller's goal and center Petteri Nokelainen's goal later in the game...defenseman Sheldon Brookbank also registered on assist in the win on Miller's goal...goaltender Jonas Hiller recorded his third shootout win of the season, stopping four-of-five shots in the shootout and 26-of-28 shots in regulation and overtime.
PP: 0-2 **PK:** 0-5 **SF:** 27 **SA:** 28 **TOI:** S. Niedermayer (30:29) **Three Stars:** 1. Boedker 2. Michalek 3. Prucha

MARCH 22, 2009 - ANAHEIM 6 vs. PHOENIX 2: A flurry of third-period scoring helped the Ducks pull away after going into the final frame with a 3-2 lead as the club went on to beat the Coyotes 6-2...12 different Ducks factored in on the scoring, including an assist by right wing Bobby Ryan, who became the club's all-time rookie scorer (46) with the point...right wing Teemu Selanne also grabbed sole possession on 44th place on the NHL's all-time scoring list with an assist for his 1,201st NHL point...three different Ducks had three-point nights: center Ryan Getzlaf (2-1=3) and defensemen Scott Niedermayer (1-2=3) and Chris Pronger (0-3=3)...right wings Corey Perry and George Parros as well as center Andrew Ebbett also scored goals for the Ducks...right wing Mike Brown, center Erik Christensen and defensemen James Wisniewski and Ryan Whitney collected an assist each during the game...Anaheim's four power play goals matched a club high for a single game (four times, last: 1/28/06 at LA)...goaltender Jonas Hiller stopped 26-of-28 shots in the win.
PP: 4-5 **PK:** 0-4 **SF:** 30 **SA:** 28 **TOI:** S. Niedermayer (25:28) **Three Stars:** 1. Getzlaf 2. Pronger 3. Parros

MARCH 24, 2009 - ANAHEIM 2 @ NASHVILLE 1 (SO): Left wing Drew Miller broke a scoreless tie at 17:52 of the second period, which proved to be the Ducks' lone goal in regulation...Nashville evened up the score in the third, but it was right wing Teemu Selanne's shootout goal that gave the Ducks their fourth straight win...Selanne and center Andrew Ebbett each tallied an assist on Miller's goal...the club went 0-for-1 on the power play and 2-for-3 on the penalty kill...defensemen Ryan Whitney (25:08), Chris Pronger (26:52) and Scott Niedermayer (29:50) each logged over 25:00 in the shootout victory...goaltender J.S. Giguere won his second straight game (both against Nashville), stopping 31-of-32 shots in regulation and overtime and all four shots he faced in the shootout.
PP: 0-1 **PK:** 1-3 **SF:** 19 **SA:** 32 **TOI:** S. Niedermayer (29:50) **Three Stars:** 1. Giguere 2. Rinne 3. Selanne

MARCH 25, 2009 - ANAHEIM 7 @ COLORADO 2: The Ducks exploded for three goals in the first period en route to a 7-2 win over the Colorado Avalanche at Pepsi Center...the victory extended Anaheim's winning streak to five games, tying a season high, while the seven goals also matched a season best...at 7-2, the margin of victory was the club's largest on the road since a 6-1 win on Dec. 8, 2006 at Washington...defenseman James Wisniewski (0-3=3) and centers Andrew Ebbett (1-2=3) and Petteri Nokelainen (1-1=2) all tied career highs in points while right wing Corey Perry (2-0=2) and center Erik Christensen (1-1=2) also posted multiple-point games for the Ducks...right wing Teemu Selanne was the other goal scorer for Anaheim, which swept its 16th set of back-to-back games in 2008-09...left wing Drew Miller and defenseman Ryan Whitney had single assists in the win...goaltender Jonas Hiller turned away 34-of-36 shots for his 18th victory of the season.
PP: 2-6 **PK:** 1-4 **SF:** 29 **SA:** 36 **TOI:** R. Whitney (23:05) **Three Stars:** 1. Perry 2. Ebbett 3. Wisniewski

MARCH 27, 2009 - ANAHEIM 3 vs. EDMONTON 5: The Ducks had a five-game winning streak snapped with a 5-3 loss to the Edmonton Oilers at Honda Center...the Ducks set a club record for shots in a regular season game with 54, breaking the previous mark of 52 that was set on Jan. 10 1997 vs. Buffalo...the 54 shots were also a club record for most shots in a losing effort...the previous record was 50 in a 5-4 shootout loss, Oct. 11, 2006 vs. the New York Islanders...with 24 shots in the third period, the Ducks were only two shots shy of the franchise mark for shots in a period of a regular season game (26, third, Jan. 1, 1994 at Florida)...center Ryan Getzlaf recorded his seventh three-plus point game of the season (2-1=3), reaching 25 goals to tie his career high...in addition, right wing Corey Perry picked up his 100th NHL assist and team-leading 27th goal of the season...left wing Bobby Ryan had two assists while defensemen Chris Pronger and Sheldon Brookbank earned single helpers...goaltender J.S. Giguere allowed four goals on seven shots before giving way to Jonas Hiller, who stopped all 12 shots faced.
PP: 1-9 **PK:** 1-4 **SF:** 54 **SA:** 20 **TOI:** S. Niedermayer (30:03) **Three Stars:** 1. Roloson 2. Getzlaf 3. Pronger

MARCH 29, 2009 - ANAHEIM 4 vs. COLORADO 1: The Ducks earned their first-ever season series sweep over the Colorado Avalanche and the 1,200th point in franchise history with a 4-1 victory at Honda Center...Anaheim improved to a perfect 4-0-0 against Colorado with a two-goal performance by left wing Bobby Ryan (2-0=2) and a multiple-point outing from right wing Corey Perry (1-1=2)...left wing Drew Miller also scored for the Ducks, who improved to 6-1-0 in their last seven games...right wing Teemu Selanne, centers Ryan Getzlaf and Andrew Ebbett, and defensemen Ryan Whitney and James Wisniewski each recorded an assist in the win...goaltender Jonas Hiller turned away 26-of-27 shots en route to his 19th win of the season.
PP: 1-4 **PK:** 1-2 **SF:** 31 **SA:** 27 **TOI:** R. Whitney (22:42) **Three Stars:** 1. Ryan 2. Hiller 3. Perry

ANAHEIM DUCKS

2008-09 GAME RECAPS



MARCH 31, 2009 - ANAHEIM 5 @ EDMONTON 3: The Ducks extended their road winning streak to four games and tallied their third consecutive win at Rexall Place in a 5-3 victory...left wing Rob Niedermayer registered his second multi-goal game of the season, with the first of his two goals accounting for the game-winner...defenseman Scott Niedermayer matched a career high for points in a game with three (third of the season, 18th of his career), scoring a power play goal and picking up two assists (1-2=3)...center Ryan Getzlaf collected two assists in the win for his 21st multi-point game of the season...defenseman Sheldon Brookbank opened the scoring for the Ducks, tallying his first career NHL goal while blue-liner Chris Pronger also scored a goal (PPG)...defenseman Ryan Whitney, right wings Teemu Selanne and Bobby Ryan and center Todd Marchant also registered single assists in the game...goaltender Jonas Hiller picked up his fifth consecutive win, stopping 28-of-31 shots...the Ducks' three PPG marked the fifth time this season the club scored three-or-more PPG in one game.

PP: 3-4 **PK:** 1-5 **SF:** 25 **SA:** 31 **TOI:** S. Niedermayer (26:33) **Three Stars:** 1. S. Niedermayer 2. Gilbert 3. Getzlaf

APRIL 2, 2009 - ANAHEIM 6 @ VANCOUVER 5 (SO): In a game that featured 10 goals in the first two periods, three fights and 62 combined shots, the Ducks overcame a two-goal deficit to defeat the Vancouver Canucks, 6-5, in a shootout at GM Place...right wing Corey Perry scored the lone goal in the shootout, helping extend Anaheim's road winning streak to a season-tying five games...goaltender Jonas Hiller stopped all three shootout attempts and 25-of-30 shots in regulation and overtime for his sixth consecutive win, one shy of tying the club record...left wing Bobby Ryan led the Ducks with 2-1=3 points while right wing Teemu Selanne also notched two goals (2-0=2) in the win...Ryan's assist was his 26th of the season, tying Francois Beauchemin for the franchise single-season rookie record...Selanne's two goals helped him surpass Vincent Damphousse for sole possession of 43rd place on the all-time points list (577-630=1207)...multiple-point games were recorded by Perry (1-1=2), center Ryan Getzlaf (0-2=2), and defensemen Scott Niedermayer (0-2=2) and Ryan Whitney (0-2=2)...Getzlaf's two assists gave him 60 on the season, establishing a career high...center Andrew Ebbett and defenseman Brendan Mikkelson picked up single assists as Anaheim won for the ninth time in the last 11 games.

PP: 1-1 **PK:** 1-4 **SF:** 32 **SA:** 30 **TOI:** S. Niedermayer (26:33) **Three Stars:** 1. D. Sedin 2. Ryan 3. H. Sedin

APRIL 4, 2009 - ANAHEIM 5 @ SAN JOSE 2: The Ducks put together their fifth, five-goal-or-more effort in the last 10 contests in a 5-2 win over the Sharks at HP Pavilion...center Ryan Getzlaf collected four assists on the night (0-4=4), with his third assist breaking the club record for assists in a single season (previously Kariya, 62)...right wing Bobby Ryan also established a club rookie record for goals in a season (30, previously Penner, 29 in 2006-07) as part of a two-goal night (2-0=2)...right wings Teemu Selanne (1-0=1), Corey Perry (1-1=2) and Mike Brown (1-0=1) also scored, with Brown's tally accounting for the game-winner...center Erik Christensen had a multi-point night with two assists (0-2=2)...defenseman Chris Pronger also had a helper...goaltender Jonas Hiller also matched a club record for consecutive wins, earning his seventh straight (also Hebert, 1994-95), stopping 28-of-30 shots...the club recorded a power play goal in its sixth consecutive game.

PP: 1-1 **PK:** 1-3 **SF:** 28 **SA:** 30 **TOI:** S. Niedermayer (25:31) **Three Stars:** 1. Getzlaf 2. Ryan 3. Perry

APRIL 5, 2009 - ANAHEIM 2 vs. SAN JOSE 3: The Ducks had a four-game winning streak snapped with a 3-2 loss to the San Jose Sharks at Honda Center...center Petteri Nokelainen opened the scoring with his first career shorthanded goal at the 5:38 mark of the first period...after San Jose tied the score early in the second, right wing Corey Perry regained the lead for Anaheim at 11:31 of the middle frame with his team-leading 31st of the season...the Sharks responded with goals late in the second period and middle of the third to secure the win for the visitors...goaltender Jonas Hiller turned away 23-of-26 shots in the loss, snapping his club record-tying seven-game winning streak...center Ryan Getzlaf's assist of Perry's goal accounted for his 90th point of the campaign, becoming just the third player in franchise history to reach the 90-point mark in one season...right wing Teemu Selanne also earned an assist on the Perry goal, which moved him into a share of 42nd place with Bernie Nicholls on the NHL's all-time scoring list with 578-631=1209 career points...center Todd Marchant and defenseman Scott Niedermayer also had single assists in the loss.

PP: 1-2 **PK:** 2-7 **SF:** 21 **SA:** 26 **TOI:** C. Pronger (25:24) **Three Stars:** 1. Cheechoo 2. Selanne 3. Boyle

APRIL 10, 2009 - ANAHEIM 4 vs. DALLAS 3 (SO): With a 4-3 shootout victory over the Dallas Stars in the 2008-09 home finale at Honda Center, the Ducks clinched their franchise-record fourth consecutive trip to the Stanley Cup Playoffs...with the win, the Ducks reached the 90-point mark for the fourth straight season and the fifth time in club history...right wing Teemu Selanne scored the shootout winner against Marty Turco and also added an assist, which marked his 1,210th career point to tie him with Bobby Clarke for 41st place on the all-time points list...defenseman Scott Niedermayer led the Ducks with 1-1=2 points along with a +2 rating...centers Todd Marchant and Andrew Ebbett were the other goal scorers for Anaheim, which received single assists from right wing Corey Perry, center Petteri Nokelainen, left wing Rob Niedermayer and defenseman James Wisniewski...goaltender Jonas Hiller made saves on 42-of-45 shots for his 23rd win of the season.

PP: 0-4 **PK:** 1-4 **SF:** 39 **SA:** 45 **TOI:** S. Niedermayer (28:31) **Three Stars:** 1. S. Niedermayer 2. Selanne 3. Hiller

APRIL 11, 2009 - ANAHEIM 4 @ PHOENIX 5 (SO): The Ducks had a six-game road winning streak snapped with a 5-4 shootout loss to the Phoenix Coyotes in their 2008-09 season finale at Jobing.com Arena...despite the loss, the Ducks picked up a point in their club-record ninth consecutive road game (7-0-2)...defensemen Scott Niedermayer and James Wisniewski led Anaheim with two assists each (0-2=2) while right wing Teemu Selanne (1-1=2) also posted a multiple-point game for the Ducks...Selanne's two-point night pushed him past Bobby Clarke for sole possession of 41st place on the all-time points list (579-633=1212) and into a tie for 64th on the all-time assists list with Theo Fleury (633)...left wing Bobby Ryan, center Erik Christensen and right wing Corey Perry were the other goal scorers for Anaheim, which finished with a 22-15-4 road record in 2008-09...single assists were recorded by centers Ryan Getzlaf and Andrew Ebbett and defenseman Ryan Whitney...goaltender Jonas Hiller stopped 20-of-24 shots before giving way to J.S. Giguere in the third period, who turned away all nine shots faced in the game's final 25 minutes and stopped 1-of-4 attempts in the shootout.

PP: 3-4 **PK:** 2-6 **SF:** 35 **SA:** 33 **TOI:** C. Pronger (25:51) **Three Stars:** 1. Reinprecht 2. Doan 3. Lisin



ANAHEIM DUCKS

2008-09 SEASON SERIES RESULTS

ATLANTA THRASHERS
2008-09 Results: 0-1-0
Overall History: 7-4-0



Date	Opp.	Scoring by Period					Shots by Period					Power Plays	Penalties/ Minutes	GWG	Goalie (Saves-Shots)	Attn.
		1	2	3	OT	F	1	2	3	OT	Tot.					
2/15	at ANAHEIM	1	1	2	-	4	11	6	18	-	35	2-6	7-17		GIGUERE (20-25), Hiller (15-17)	17,228
	Atlanta	2	4	2	-	8	19	16	8	-	43	0-3	4-11	I. Kovalchuk	Lehtonen (31-35)	

TOTALS		Scoring by Period					Shots by Period					Power Plays	Penalties/ Minutes	Goalie (Saves - Shots)	Tot. Attn. Avg. Attn.
Opp.		1	2	3	OT	F	1	2	3	OT	Tot.				
ANAHEIM		1	1	2	-	4	11	6	18	-	35	2-6	7-17	Giguere (20-25), Hiller (15-17)	17,228
Atlanta		2	4	2	-	8	19	16	8	-	43	0-3	4-11	Lehtonen (31-35)	17,228

BOSTON BRUINS
2008-09 Results: 0-1-0
Overall History: 7-8-5



Date	Opp.	Scoring by Period					Shots by Period					Power Plays	Penalties/ Minutes	GWG	Goalie (Saves-Shots)	Attn.
		1	2	3	OT	F	1	2	3	OT	Tot.					
2/26	ANAHEIM	0	0	0	-	0	10	12	13	-	35	0-3	9-40		GIGUERE (5-8), Hiller (16-19)	
	at Boston	1	4	1	-	6	5	13	9	-	27	2-4	6-18	M. Hunwick	Thomas (35-35)	17,565

TOTALS		Scoring by Period					Shots by Period					Power Plays	Penalties/ Minutes	Goalie (Saves - Shots)	Tot. Attn. Avg. Attn.
Opp.		1	2	3	OT	F	1	2	3	OT	Tot.				
ANAHEIM		0	0	0	-	0	10	12	13	-	35	0-3	9-40	Hiller (16-19), Giguere (5-8)	17,565
Boston		1	4	1	-	6	5	13	9	-	27	2-4	6-18	Thomas (28-30)	17,565

BUFFALO SABRES
2008-09 Results: 2-0-0
Overall History: 7-11-4



Date	Opp.	Scoring by Period					Shots by Period					Power Plays	Penalties/ Minutes	GWG	Goalie (Saves-Shots)	Attn.
		1	2	3	OT	F	1	2	3	OT	Tot.					
2/2	at ANAHEIM	0	1	2	-	3	5	20	12	-	37	2-3	7-31	C. Perry	Hiller (21-23)	16,874
	Buffalo	1	0	1	-	2	10	6	7	-	23	0-2	8-33		Lalime (34-37)	
2/24	ANAHEIM	1	2	0	-	3	4	13	5	-	22	0-3	7-17	M. Brown	Giguere (34-36)	
	at Buffalo	1	0	1	-	2	12	15	9	-	36	1-4	6-15		Lalime (19-22)	18,690

TOTALS		Scoring by Period					Shots by Period					Power Plays	Penalties/ Minutes	Goalie (Saves - Shots)	Tot. Attn. Avg. Attn.
Opp.		1	2	3	OT	F	1	2	3	OT	Tot.				
ANAHEIM		1	3	2	-	6	9	33	17	-	59	2-6	14-48	Giguere (34-36), Hiller (21-23)	35,564
Buffalo		2	0	2	-	4	22	21	16	-	59	1-6	14-48	Lalime (19-22)	17,782

CALGARY FLAMES
2008-09 Results: 3-1-0
Overall History: 31-29-7



Date	Opp.	Scoring by Period					Shots by Period					Power Plays	Penalties/ Minutes	GWG	Goalie (Saves-Shots)	Attn.
		1	2	3	OT	F	1	2	3	OT	Tot.					
11/2	at ANAHEIM	1	2	0	-	3	12	13	12	-	37	0-1	8-22	R. Carter	Giguere(34-36)	16,965
	Calgary	1	1	0	-	2	9	15	12	-	36	1-6	3-12		Kiprusoff (34-37)	
12/23	ANAHEIM	0	1	2	-	3	13	7	13	-	33	0-1	3-13		Giguere (28-32)	
	at Calgary	0	1	3	-	4	10	11	11	-	32	1-4	2-7	M. Cammalleri	Kiprusoff (30-33)	19,289
2/7	ANAHEIM	1	1	0	-	2	5	14	6	-	25	0-2	8-22	C. Perry	Giguere (26-27)	
	at Calgary	0	0	1	-	1	6	12	9	-	27	0-4	4-14		McElhinney (23-25)	19,289
2/11	at ANAHEIM	0	1	1	1	3	12	14	13	1	40	1-5	6-18	S. Niedermayer	Giguere (21-23)	17,270
	Calgary	1	1	0	0	2	4	9	10	0	23	0-4	4-14		Kiprusoff (37-40)	

TOTALS		Scoring by Period					Shots by Period					Power Plays	Penalties/ Minutes	Goalie (Saves - Shots)	Tot. Attn. Avg. Attn.
Opp.		1	2	3	OT	F	1	2	3	OT	Tot.				
ANAHEIM		2	5	3	1	11	42	48	44	1	135	1-9	25-75	Giguere (109-118)	72,813
Calgary		2	3	4	0	9	29	47	42	0	118	2-18	13-47	Kiprusoff (101-110), McElhinney (23-25)	18,203

ANAHEIM DUCKS

2008-09 SEASON SERIES RESULTS



CAROLINA HURRICANES
 2008-09 Results: 1-1-0
 Overall History: 9-11-2



Date	Opp.	Scoring by Period					Shots by Period					Power Plays	Penalties/ Minutes	GWG	Goalie (Saves-Shots)	Attn.
		1	2	3	OT	F	1	2	3	OT	Tot.					
10/19	at ANAHEIM	0	1	0	-	1	11	12	10	-	33	0-4	5-13		Giguere (21-23)	16,847
	Carolina	1	1	1	-	3	14	6	4	-	24	0-4	5-13	R. Brind'Amour	Leighton (32-33)	
11/30	ANAHEIM	1	0	3	-	4	13	3	11	-	27	1-4	4-8	T. Selanne	Hiller (36-37)	
	at Carolina	1	0	0	-	1	10	17	10	-	37	0-4	4-8		Ward (12-13), LEIGHTON (11-14)	14,191
TOTALS		Scoring by Period					Shots by Period					Power Plays	Penalties/ Minutes	Goalie (Saves - Shots)	Tot. Attn. Avg. Attn.	
	Opp.	1	2	3	OT	F	1	2	3	OT	Tot.					
	ANAHEIM	1	1	3	-	5	24	15	21	-	60	1-8	9-21	Hiller (36-37), Giguere (21-23)	31,038	
	Carolina	2	1	1	-	4	24	23	14	-	61	0-8	9-21	Leighton (43-47), Ward (12-13)	15,519	

CHICAGO BLACKHAWKS
 2008-09 Results: 1-2-1
 Overall History: 33-22-7



Date	Opp.	Scoring by Period					Shots by Period					Power Plays	Penalties/ Minutes	GWG	Goalie (Saves-Shots)	Attn.
		1	2	3	OT	F	1	2	3	OT	Tot.					
11/28	at ANAHEIM	0	1	0	-	1	8	7	6	-	21	0-1	3-9	R. Getzlaf	Hiller (26-26)	16,994
	Chicago	0	0	0	-	0	5	15	6	-	26	0-2	2-7		Huet (20-21)	
12/3	ANAHEIM	0	1	1	-	2	9	15	8	-	32	1-3	5-10		Hiller (37-40)	
	at Chicago	1	0	3	-	4	17	11	13	-	41	1-5	3-6	J. Toews	Huet (30-32)	21,574
1/28	at ANAHEIM	1	1	0	-	2	11	16	11	-	38	1-2	5-13		Hiller (24-27)	17,193
	Chicago	2	1	0	-	3	11	8	8	-	27	1-3	4-11	J. Toews	Khabibulin (36-38)	
3/3	ANAHEIM	0	2	0	0	2	12	11	5	0	28	0-3	2-4		Giguere (34-37)	
	at Chicago	2	0	0	1	3	16	10	10	1	37	0-2	3-6	M. Havlat	Huet (26-28)	16,666
TOTALS		Scoring by Period					Shots by Period					Power Plays	Penalties/ Minutes	Goalie (Saves - Shots)	Tot. Attn. Avg. Attn.	
	Opp.	1	2	3	OT	F	1	2	3	OT	Tot.					
	ANAHEIM	1	5	1	0	7	40	49	30	0	119	2-9	15-36	Hiller (87-93), Giguere (34-37)	72,427	
	Chicago	5	1	3	1	10	49	44	37	1	131	2-12	12-30	Huet (76-81), Khabibulin (36-38)	18,107	

COLORADO AVALANCHE
 2008-09 Results: 4-0-0
 Overall History: 22-25-11



Date	Opp.	Scoring by Period					Shots by Period					Power Plays	Penalties/ Minutes	GWG	Goalie (Saves-Shots)	Attn.
		1	2	3	OT	F	1	2	3	OT	Tot.					
11/24	at ANAHEIM	2	1	1	-	4	11	8	5	-	24	2-3	5-13	C. Kunitz	Giguere (29-30)	16,632
	Colorado	0	0	1	-	1	14	4	12	-	30	0-4	4-11		BUDAJ (16-19), Raycroft (4-5)	
1/31	ANAHEIM	2	1	1	-	4	11	11	9	-	31	1-5	5-15	T. Selanne	Hiller (34-37)	
	at Colorado	1	2	0	-	3	17	12	8	-	37	1-5	6-15		Budaj (27-31)	17,652
3/25	ANAHEIM	3	4	0	-	7	14	8	7	-	29	2-6	7-17	C. Perry	Hiller (34-36)	
	at Colorado	0	1	1	-	2	9	10	17	-	36	1-4	9-21		BUDAJ (18-21), Raycroft (4-8)	16,279
3/29	at ANAHEIM	1	1	2	-	4	8	12	11	-	31	1-4	4-11	B. Ryan	Hiller (26-27)	17,182
	Colorado	1	0	0	-	1	6	13	8	-	27	1-2	5-13		Budaj (27-31)	
TOTALS		Scoring by Period					Shots by Period					Power Plays	Penalties/ Minutes	Goalie (Saves - Shots)	Tot. Attn. Avg. Attn.	
	Opp.	1	2	3	OT	F	1	2	3	OT	Tot.					
	ANAHEIM	8	7	4	-	19	44	39	32	-	115	6-18	21-56	Hiller (94-100), Giguere (29-30)	67,745	
	Colorado	2	3	2	-	7	46	39	45	-	130	3-15	24-60	Budaj (88-102), Raycroft (8-13)	16,936	



ANAHEIM DUCKS

2008-09 SEASON SERIES RESULTS

COLUMBUS BLUE JACKETS
 2008-09 Results: 3-1-0
 Overall History: 17-12-3



Date	Opp.	Scoring by Period					Shots by Period					Power Plays	Penalties/ Minutes	GWG	Goalie (Saves-Shots)	Attn.
		1	2	3	OT	F	1	2	3	OT	Tot.					
10/27	ANAHEIM	1	0	2	-	3	7	7	10	-	24	1-5	9-24	T. Selanne	Giguere (30-32)	
	at Columbus	1	1	0	-	2	12	12	8	-	32	0-6	8-22		Norrena (21-24)	10,494
12/7	at ANAHEIM	0	3	2	-	5	9	15	10	-	34	0-3	9-34	B. Ryan	Giguere (29-32)	16,914
	Columbus	0	1	2	-	3	6	12	14	-	42	1-6	7-28		Leclaire (31-34)	
12/31	at ANAHEIM	0	0	0	-	0	10	5	12	-	27	0-5	5-10		Giguere (27-29)	16,758
	Columbus	0	0	2	-	2	7	12	10	-	29	0-4	6-12	C. MacDonald	Mason (27-27)	
2/21	ANAHEIM	2	2	1	-	5	8	2	3	-	13	1-2	12-35	C. Perry	Giguere (26-28)	
	at Columbus	0	1	1	-	2	6	8	14	-	28	2-8	7-23		Mason (8-13)	18,628
TOTALS		Scoring by Period					Shots by Period					Power Plays	Penalties/ Minutes	Goalie (Saves - Shots)	Tot. Attn. Avg. Attn.	
	Opp.	1	2	3	OT	F	1	2	3	OT	Tot.					
	ANAHEIM	3	5	5	-	13	34	29	35	-	98	2-15	44-103	Giguere (112-121)		62,794
	Columbus	1	3	5	-	9	31	44	46	-	131	3-24	28-85	Mason (35-40), Leclaire (31-34), Norrena (21-24)		15,699

DALLAS STARS
 2008-09 Results: 3-2-1
 Overall History: 28-46-10



Date	Opp.	Scoring by Period					Shots by Period					Power Plays	Penalties/ Minutes	GWG	Goalie (Saves-Shots)	Attn.
		1	2	3	OT	F	1	2	3	OT	Tot.					
11/7	at ANAHEIM	1	0	1	-	2	10	12	8	-	30	1-5	8-19		GIGUERE (9-13), Hiller (12-13)	17,048
	Dallas	2	2	1	-	5	8	10	8	-	26	2-5	8-19	M. Parrish	Turco (28-30)	
11/22	ANAHEIM	1	0	0	0	2 (so)	7	9	6	2	24	1-4	12-33	R. Getzlaf (so)	Hiller (31-32)	
	at Dallas	0	1	0	0	1	13	8	5	6	32	0-7	10-29		Turco (23-24)	17,734
12/27	ANAHEIM	1	0	2	0	3	9	7	6	0	22	1-2	6-12		Giguere (34-38)	
	at Dallas	0	1	2	1	4	10	10	14	4	38	1-5	3-6	M. Modano	Turco (19-22)	18,532
2/28	ANAHEIM	2	0	2	-	4	6	5	7	-	18	1-3	7-20	T. Selanne	Giguere (30-33)	
	at Dallas	0	2	1	-	3	9	8	16	-	33	1-4	7-36		Turco (14-18)	18,171
3/6	at ANAHEIM	0	0	2	-	2	9	19	10	-	38	0-3	6-15		Giguere (13-16)	17,380
	Dallas	1	1	1	-	3	6	8	2	-	16	1-4	5-13	L. Eriksson	Turco (36-38)	
4/10	at ANAHEIM	1	0	2	0	4 (so)	7	9	19	4	39	0-4	4-8	T. Selanne (so)	Hiller (42-45)	17,531
	Dallas	0	1	2	0	3	17	13	10	5	45	1-4	4-8		Turco (36-39)	
TOTALS		Scoring by Period					Shots by Period					Power Plays	Penalties/ Minutes	Goalie (Saves - Shots)	Tot. Attn. Avg. Attn.	
	Opp.	1	2	3	OT	SO	F	1	2	3	OT	Tot.				
	ANAHEIM	6	0	9	0	2	17	48	61	56	6	171	4-21	43-107	Giguere (86-100), Hiller (85-90)	106,396
	Dallas	3	8	7	1	0	19	63	57	55	15	190	6-29	37-111	Turco (156-171)	17,733

DETROIT RED WINGS
 2008-09 Results: 1-3-0
 Overall History: 15-35-10



Date	Opp.	Scoring by Period					Shots by Period					Power Plays	Penalties/ Minutes	GWG	Goalie (Saves-Shots)	Attn.
		1	2	3	OT	F	1	2	3	OT	Tot.					
10/29	at ANAHEIM	1	1	2	1	5	12	10	10	2	34	3-8	9-21	F. Beauchemin	Giguere (34-38)	17,174
	Detroit	1	2	1	0	4	10	12	14	2	38	2-7	10-23		Osgood (29-34)	
12/1	ANAHEIM	1	0	0	-	1	5	5	6	-	16	0-2	4-8		Giguere (37-38), HILLER (8-9)	
	at Detroit	0	1	1	-	2	19	19	9	-	47	0-4	2-4	M. Hossa	Osgood (15-16)	18,862
1/14	at ANAHEIM	2	1	0	-	3	15	4	9	-	28	1-4	4-8		Giguere (29-33)	17,525
	Detroit	1	1	2	-	4	9	13	11	-	33	1-4	4-8	J. Franzen	Osgood (25-28)	
2/20	ANAHEIM	1	0	1	-	2	7	4	15	-	26	1-4	5-10		Giguere (29-34)	
	at Detroit	2	1	2	-	5	11	11	12	-	34	2-5	4-8	H. Zetterberg	Conklin (24-26)	20,066
TOTALS		Scoring by Period					Shots by Period					Power Plays	Penalties/ Minutes	Goalie (Saves - Shots)	Tot. Attn. Avg. Attn.	
	Opp.	1	2	3	OT	F	1	2	3	OT	Tot.					
	ANAHEIM	5	2	3	1	11	39	23	40	2	104	5-18	22-47	Giguere (129-143), Hiller (8-9)		73,627
	Detroit	4	5	6	0	15	49	55	46	2	152	5-20	20-43	Osgood (69-78), Conklin (24-26)		18,407

ANAHEIM DUCKS

2008-09 SEASON SERIES RESULTS



EDMONTON OILERS
 2008-09 Results: 2-2-0
 Overall History: 29-32-6



Date	Opp.	Scoring by Period					F	Shots by Period				Tot.	Power Plays	Penalties/ Minutes	GWG	Goalie (Saves-Shots)	Attn.
		1	2	3	OT			1	2	3	OT						
10/15	at ANAHEIM	1	1	0	-	2	12	8	15	-	35	0-2	2-7		Giguere (25-28)	16,604	
	Edmonton	1	1	1	-	3	5	12	11	-	28	1-4	2-7	L. Visnovsky	Garon (33-35)		
12/19	ANAHEIM	1	1	0	0	3 (so)	11	17	4	4	36	1-8	11-22	C. Perry (so)	Hiller (51-53)	16,839	
	at Edmonton	0	0	2	0	2	14	17	21	1	53	1-10	10-20		Roloson (34-36)		
3/27	at ANAHEIM	1	1	1	-	3	15	15	24	-	54	1-9	10-26		GIGUERE (3-7), Hiller (12-12)	17,257	
	Edmonton	2	2	1	-	5	4	13	3	-	20	1-4	14-36	K. Brodziaik	Roloson (51-54)		
3/31	ANAHEIM	1	3	1	-	5	12	11	2	-	25	3-4	9-24	R. Niedermayer	Hiller (28-31)	16,839	
	at Edmonton	1	0	2	-	3	7	10	14	-	31	1-5	7-22		Roloson (20-24)		

TOTALS	Opp.	Scoring by Period					SO	F	Shots by Period				Tot.	Power Plays	Penalties/ Minutes	Goalie (Saves - Shots)	Tot. Attn.
		1	2	3	OT	1			2	3	OT						
	ANAHEIM	4	6	2	0	1	13	50	61	45	4	150	5-23	32-79	Hiller (91-96), Giguere (28-35)	67,539	
	Edmonton	4	3	6	0	0	13	30	52	49	1	132	4-23	33-85	Roloson (105-114), Garon (33-35)	16,885	

FLORIDA PANTHERS
 2008-09 Results: 0-1-0
 Overall History: 7-9-4



Date	Opp.	Scoring by Period					F	Shots by Period				Tot.	Power Plays	Penalties/ Minutes	GWG	Goalie (Saves-Shots)	Attn.
		1	2	3	OT			1	2	3	OT						
11/9	at ANAHEIM	1	0	0	-	1	12	13	20	-	45	0-4	5-10		Giguere (23-26)	16,951	
	Florida	1	2	0	-	3	13	9	4	-	26	1-4	5-10	D. Booth	Anderson (44-45)		

TOTALS	Opp.	Scoring by Period					F	Shots by Period				Tot.	Power Plays	Penalties/ Minutes	Goalie (Saves - Shots)	Tot. Attn.
		1	2	3	OT	1		2	3	OT						
	ANAHEIM	1	0	0	-	1	12	13	20	-	45	0-4	5-10	Giguere (23-26)	16,951	
	Florida	1	2	0	-	3	13	9	4	-	26	1-4	5-10	Anderson (45-46)	16,951	

LOS ANGELES KINGS
 2008-09 Results: 3-3-0
 Overall History: 40-31-19



Date	Opp.	Scoring by Period					F	Shots by Period				Tot.	Power Plays	Penalties/ Minutes	GWG	Goalie (Saves-Shots)	Attn.
		1	2	3	OT			1	2	3	OT						
10/14	ANAHEIM	2	0	1	-	3	10	3	13	-	26	0-5	13-32		Giguere (17-22)	14,451	
	at Los Angeles	1	2	3	-	6	11	7	5	-	23	3-9	9-24	M. Moulson	LaBarbera (23-26)		
11/4	ANAHEIM	0	0	0	1	1	11	8	7	1	27	0-4	7-14	C. Pronger	Giguere (35-35)	14,327	
	at Los Angeles	0	0	0	0	0	10	16	9	0	35	0-6	6-12		Ersberg (26-27)		
11/16	at ANAHEIM	0	1	1	-	2	6	13	7	-	26	0-3	5-15	C. Perry	Hiller (29-29)	17,174	
	Los Angeles	0	0	0	-	0	14	6	9	-	29	0-5	4-11		Ersberg (24-26)		
1/6	at ANAHEIM	1	0	2	-	3	4	11	11	-	26	2-5	4-8	S. Pahlsson	Hiller (17-18)	17,174	
	Los Angeles	0	1	0	-	1	5	10	3	-	18	1-4	5-10		Ersberg (23-25)		
1/8	ANAHEIM	0	1	2	-	3	3	16	8	-	27	1-6	4-8		Giguere (8-10), HILLER (14-16)	18,118	
	at Los Angeles	1	2	1	-	4	9	9	8	-	26	1-3	7-14	A. Frolov	Quick (24-27)		
2/18	at ANAHEIM	0	1	2	-	3	6	11	14	-	31	2-6	9-21		Hiller (22-26)	17,089	
	Los Angeles	1	1	2	-	4	4	11	11	-	26	2-6	9-21	A. Kopitar	Quick (28-31)		

TOTALS	Opp.	Scoring by Period					F	Shots by Period				Tot.	Power Plays	Penalties/ Minutes	Goalie (Saves - Shots)	Tot. Attn.
		1	2	3	OT	1		2	3	OT						
	ANAHEIM	3	3	8	1	15	40	62	60	1	163	5-29	42-98	Hiller (82-89), Giguere (60-67)	98,333	
	Los Angeles	3	6	6	0	15	53	59	45	0	157	7-33	40-92	Ersberg (73-78), Quick (52-58), LaBarbera (23-26)	16,389	



ANAHEIM DUCKS

2008-09 SEASON SERIES RESULTS

MINNESOTA WILD
 2008-09 Results: 2-2-0
 Overall History: 14-13-5



Date	Opp.	Scoring by Period					F	Shots by Period				Tot.	Power Plays	Penalties/Minutes	GWG	Goalie (Saves-Shots)	Attn.
		1	2	3	OT	1		2	3	OT							
12/14	at ANAHEIM	2	2	0	-	4	16	10	8	-	34	0-5	5-13	B. Morrison	Giguere (26-28)	16,577	
	Minnesota	1	1	0	-	2	9	11	8	-	28	1-4	5-15		Harding (30-34)		
1/17	ANAHEIM	0	1	2	-	3	7	18	9	-	34	1-1	5-13	C. Perry	Hiller (30-30)		
	at Minnesota	0	0	0	-	0	8	10	12	-	30	0-4	2-7		Backstrom (31-34)	18,568	
2/4	ANAHEIM	0	0	0	-	0	9	11	14	-	34	0-5	3-6		Hiller (22-24)		
	at Minnesota	1	1	1	-	3	11	8	6	-	25	1-3	5-10	A. Brunette	Backstrom (34-34)	18,568	
3/8	at ANAHEIM	0	1	1	-	2	11	11	16	-	38	0-3	4-8		Hiller (22-25)	17,300	
	Minnesota	1	1	1	-	3	9	8	8	-	25	0-4	3-6	A. Brunette	Backstrom (36-38)		
TOTALS		Scoring by Period					Shots by Period				Power Plays	Penalties/Minutes	Goalie (Saves - Shots)	Tot. Attn.			
	Opp.	1	2	3	OT	F	1	2	3	OT	Tot.	Plays	Minutes	Minutes	(Saves - Shots)	Avg. Attn.	
	ANAHEIM	2	4	3	-	9	43	50	47	-	140	1-14	17-40	Hiller (74-79), Giguere (26-28)	71,013		
	Minnesota	3	3	2	-	8	37	37	34	-	108	2-15	15-38	Backstrom (101-106), Harding (30-34)	17,753		

MONTREAL CANADIENS
 2008-09 Results: 1-0-0
 Overall History: 8-9-2



Date	Opp.	Scoring by Period					F	Shots by Period				Tot.	Power Plays	Penalties/Minutes	GWG	Goalie (Saves-Shots)	Attn.
		1	2	3	OT	1		2	3	OT							
10/25	ANAHEIM	2	3	1	-	6	9	6	10	-	25	2-3	9-21	T. Moen	Giguere (47-51)		
	at Montreal	2	1	1	-	4	17	12	22	-	51	1-6	6-15		Halak (8-12), PRICE (11-13)	21,273	
TOTALS		Scoring by Period					Shots by Period				Power Plays	Penalties/Minutes	Goalie (Saves - Shots)	Tot. Attn.			
	Opp.	1	2	3	OT	F	1	2	3	OT	Tot.	Plays	Minutes	Minutes	(Saves - Shots)	Avg. Attn.	
	ANAHEIM	2	3	1	-	6	9	6	10	-	25	2-3	9-21	Giguere (47-51)	21,273		
	Montreal	2	1	1	-	4	17	12	22	-	51	1-6	6-15	Price (11-13), Halak (8-12)	21,273		

NASHVILLE PREDATORS
 2008-09 Results: 2-1-1
 Overall History: 24-9-7



Date	Opp.	Scoring by Period						Shots by Period				Tot.	Power Plays	Penalties/Minutes	GWG	Goalie (Saves-Shots)	Attn.
		1	2	3	OT	SO	F	1	2	3	OT						
11/14	at ANAHEIM	2	0	1	0	3	9	9	14	3	35	2-4	6-15		Giguere (31-35)	16,485	
	Nashville	2	0	1	1	4	12	11	10	2	35	2-5	5-13	D. Hamhuis	Ellis (32-35)		
2/5	ANAHEIM	1	1	0	-	2	11	13	6	-	30	0-2	3-9		Giguere (30-33)		
	at Nashville	1	2	1	-	4	11	11	12	-	34	0-2	3-9	M. Erat	Rinne (28-30)	14,877	
3/18	at ANAHEIM	1	1	1	1	4	10	11	8	2	31	3-5	4-11	T. Selanne	Giguere (21-24)	16,181	
	Nashville	1	1	1	0	3	7	9	8	0	24	2-3	6-15		Rinne (27-31)		
3/24	ANAHEIM	0	1	0	0	2 (so)	5	8	4	2	19	0-1	3-6	T. Selanne (so)	Giguere (31-32)		
	at Nashville	0	0	1	0	1	4	9	15	4	32	1-3	1-2		Rinne (18-19)	16,418	
TOTALS		Scoring by Period						Shots by Period				Power Plays	Penalties/Minutes	Goalie (Saves - Shots)	Tot. Attn.		
	Opp.	1	2	3	OT	SO	F	1	2	3	OT	Tot.	Plays	Minutes	Minutes	(Saves - Shots)	
	ANAHEIM	4	3	2	1	1	11	35	41	32	7	115	5-12	16-41	Giguere (113-124)	63,961	
	Nashville	4	3	4	1	0	12	34	40	45	6	125	5-13	15-39	Rinne (73-80), Ellis (32-35)	15,990	

NEW JERSEY DEVILS
 2008-09 Results: 1-0-0
 Overall History: 8-11-2



Date	Opp.	Scoring by Period					F	Shots by Period				Tot.	Power Plays	Penalties/Minutes	GWG	Goalie (Saves-Shots)	Attn.
		1	2	3	OT	1		2	3	OT							
1/11	at ANAHEIM	2	0	2	-	4	11	14	9	-	34	0-4	2-4	C. Kunitz	Giguere (18-21)	17,331	
	New Jersey	1	1	1	-	3	4	6	11	-	21	1-2	4-8		Clemmensen (30-34)		
TOTALS		Scoring by Period					Shots by Period				Power Plays	Penalties/Minutes	Goalie (Saves - Shots)	Tot. Attn.			
	Opp.	1	2	3	OT	F	1	2	3	OT	Tot.	Plays	Minutes	Minutes	(Saves - Shots)	Avg. Attn.	
	ANAHEIM	2	0	2	-	4	11	14	9	-	34	0-4	2-4	Giguere (18-21)	17,331		
	New Jersey	1	1	1	-	3	4	6	11	-	21	1-2	4-8	Clemmensen (30-34)	17,331		

ANAHEIM DUCKS

2008-09 SEASON SERIES RESULTS



NEW YORK ISLANDERS
 2008-09 Results: 0-1-0
 Overall History: 6-9-5



Date	Opp.	Scoring by Period					Shots by Period					Power Plays	Penalties/ Minutes	GWG	Goalie (Saves-Shots)	Attn.
		1	2	3	OT	F	1	2	3	OT	Tot.					
1/21	ANAHEIM	0	1	0	-	1	12	19	9	-	40	1-5	1-2		GIGUERE (5-7), Hiller (7-7)	
	at NY Islanders	2	0	0	-	2	8	5	1	-	14	1-1	5-10	K. McLean	Danis (39-40)	11,853
TOTALS		Scoring by Period					Shots by Period					Power Plays	Penalties/ Minutes	Goalie (Saves - Shots)	Tot. Attn.	
	Opp.	1	2	3	OT	F	1	2	3	OT	Tot.				Avg. Attn.	
	ANAHEIM	0	1	0	-	1	12	19	9	-	40	1-5	1-2	Giguere (5-7), Hiller (7-7)	11,853	
	NY Islanders	2	0	0	-	2	8	5	1	-	14	1-1	5-10	Danis (39-40)	11,853	

NEW YORK RANGERS
 2008-09 Results: 0-2-0
 Overall History: 12-5-4



Date	Opp.	Scoring by Period					Shots by Period					Power Plays	Penalties/ Minutes	GWG	Goalie (Saves-Shots)	Attn.
		1	2	3	OT	F	1	2	3	OT	Tot.					
12/16	at ANAHEIM	0	1	0	-	1	7	5	8	-	20	0-3	6-17		Hiller (27-29)	16,921
	NY Rangers	0	1	2	-	3	7	13	9	-	29	1-4	5-13	N. Dawes	Lundqvist (19-20)	
1/20	ANAHEIM	1	1	0	-	2	13	9	12	-	34	1-5	9-24		Hiller (26-29)	
	at NY Rangers	1	1	2	-	4	9	13	8	-	30	2-7	7-20	S. Gomez	Lundqvist (32-34)	18,200
TOTALS		Scoring by Period					Shots by Period					Power Plays	Penalties/ Minutes	Goalie (Saves - Shots)	Tot. Attn.	
	Opp.	1	2	3	OT	F	1	2	3	OT	Tot.				Avg. Attn.	
	ANAHEIM	1	2	0	-	3	20	14	20	-	54	1-8	15-41	Hiller (53-58)	35,121	
	NY Rangers	1	2	4	-	7	16	26	17	-	59	3-11	12-33	Lundqvist (51-54)	17,561	

OTTAWA SENATORS
 2008-09 Results: 1-0-0
 Overall History: 10-7-3



Date	Opp.	Scoring by Period					Shots by Period					Power Plays	Penalties/ Minutes	GWG	Goalie (Saves-Shots)	Attn.
		1	2	3	OT	F	1	2	3	OT	Tot.					
10/24	ANAHEIM	1	3	0	-	4	11	15	6	-	32	1-3	8-19	R. Getzlaf	Hiller (27-30)	
	at Ottawa	0	0	3	-	3	11	11	8	-	30	2-7	4-11		Auld (28-32)	19,762
TOTALS		Scoring by Period					Shots by Period					Power Plays	Penalties/ Minutes	Goalie (Saves - Shots)	Tot. Attn.	
	Opp.	1	2	3	OT	F	1	2	3	OT	Tot.				Avg. Attn.	
	ANAHEIM	1	3	0	-	4	11	15	6	-	32	1-3	8-19	Hiller (27-30)	19,762	
	Ottawa	0	0	3	-	3	11	11	8	-	30	2-7	4-11	Auld (28-32)	19,762	

PHILADELPHIA FLYERS
 2008-09 Results: 0-0-1
 Overall History: 6-8-6



Date	Opp.	Scoring by Period					Shots by Period					Power Plays	Penalties/ Minutes	GWG	Goalie (Saves-Shots)	Attn.
		1	2	3	OT	F	1	2	3	OT	Tot.					
1/2	at ANAHEIM	1	3	0	0	4	9	11	6	1	27	2-4	8-24		Giguere (28-32)	17,597
	Philadelphia	1	3	0	0	5 (so)	11	10	7	4	32	1-6	7-20	M. Richards (so)	Biron (23-27)	
TOTALS		Scoring by Period					Shots by Period					Power Plays	Penalties/ Minutes	Goalie (Saves - Shots)	Tot. Attn.	
	Opp.	1	2	3	OT	SO	F	1	2	3	OT	Tot.			Avg. Attn.	
	ANAHEIM	1	3	0	0	0	4	9	11	6	1	27	2-4	8-24	Giguere (28-32)	17,597
	Philadelphia	1	3	0	0	1	5	11	10	7	4	32	1-6	7-20	Biron (23-27)	17,597



ANAHEIM DUCKS

2008-09 SEASON SERIES RESULTS

PHOENIX COYOTES
 2008-09 Results: 4-1-1
 Overall History: 48-23-11



Date	Opp.	Scoring by Period					Shots by Period					Power Plays	Penalties/ Minutes	GWG	Goalie (Saves-Shots)	Attn.
		1	2	3	OT	F	1	2	3	OT	Tot.					
10/12	at ANAHEIM	0	1	1	-	2	10	15	10	-	35	0-4	13-48		Giguere (20-24)	17,174
	Phoenix	1	2	1	-	4	9	5	10	-	24	1-5	10-34	K. Turris	Bryzgalov (33-35)	
1/4	at ANAHEIM	0	1	1	-	2	12	13	9	-	34	2-4	3-8	C. Pronger	Hiller (29-29)	16,878
	Phoenix	0	0	0	-	0	8	10	11	-	29	0-4	4-8		Bryzgalov (32-34)	
1/27	ANAHEIM	1	4	2	-	7	16	13	8	-	37	1-1	6-15	R. Niedermayer	Hiller (23-26)	15,383
	at Phoenix	1	2	0	-	3	9	9	8	-	26	1-5	2-7		Bryzgalov (30-37)	
3/19	ANAHEIM	1	0	1	0	3 (so)	7	9	7	4	27	0-2	7-17	B. Ryan (so)	Hiller (26-28)	12,739
	at Phoenix	1	0	1	0	2	8	7	9	4	28	0-5	4-11		Bryzgalov (25-27)	
3/22	at ANAHEIM	2	1	3	-	6	10	13	7	-	30	4-5	5-13	C. Perry	Hiller (26-28)	17,215
	Phoenix	0	2	0	-	2	4	10	14	-	28	0-4	5-15		Bryzgalov (24-30)	
4/11	ANAHEIM	0	2	2	0	4	8	11	10	6	35	3-4	6-12		Hiller (20-24), GIGUERE (9-9)	16,438
	at Phoenix	1	3	0	0	5 (so)	7	17	8	1	33	2-6	6-12	V. Tikhonov	Bryzgalov (31-35)	
TOTALS		Scoring by Period					Shots by Period					Power Plays	Penalties/ Minutes	Goalie (Saves - Shots)	Tot. Attn. Avg. Attn.	
	Opp.	1	2	3	OT	SO F	1	2	3	OT	Tot.					
	ANAHEIM	4	9	10	0	1 24	63	74	51	10	198	10-20	40-113		Hiller (124-135), Giguere (29-33)	95,827
	Phoenix	4	9	2	0	1 16	45	58	60	5	168	4-29	36-87		Bryzgalov (175-198)	15,971

PITTSBURGH PENGUINS
 2008-09 Results: 0-1-0
 Overall History: 8-10-2



Date	Opp.	Scoring by Period					Shots by Period					Power Plays	Penalties/ Minutes	GWG	Goalie (Saves-Shots)	Attn.
		1	2	3	OT	F	1	2	3	OT	Tot.					
1/16	ANAHEIM	0	1	0	-	1	9	7	6	-	22	1-4	5-13		Giguere (21-24)	17,005
	at Pittsburgh	1	1	1	-	3	5	10	9	-	24	0-3	6-15	M. Cooke	Fleury (21-22)	
TOTALS		Scoring by Period					Shots by Period					Power Plays	Penalties/ Minutes	Goalie (Saves - Shots)	Tot. Attn. Avg. Attn.	
	Opp.	1	2	3	OT	F	1	2	3	OT	Tot.					
	ANAHEIM	0	1	0	-	1	9	7	6	-	22	1-4	5-13		Giguere (21-24)	17,005
	Pittsburgh	1	1	1	-	3	5	10	9	-	24	0-3	6-15		Fleury (21-22)	17,005

ST. LOUIS BLUES
 2008-09 Results: 3-0-1
 Overall History: 25-26-9



Date	Opp.	Scoring by Period					Shots by Period					Power Plays	Penalties/ Minutes	GWG	Goalie (Saves-Shots)	Attn.
		1	2	3	OT	F	1	2	3	OT	Tot.					
11/5	at ANAHEIM	1	3	1	-	5	10	13	9	-	32	1-1	6-15	C. Perry	Hiller (30-32)	16,144
	St. Louis	1	1	0	-	2	10	9	8	-	27	1-5	2-7		Mason (22-26)	
11/21	ANAHEIM	0	0	2	0	2	9	7	11	1	28	1-5	9-27		Giguere (25-28)	19,150
	at St. Louis	1	0	1	1	3	10	6	9	3	28	2-5	9-27	L. Stempniak	Legace (26-28)	
12/10	at ANAHEIM	1	1	2	-	4	14	10	12	-	36	1-4	10-37	B. Morrison	Giguere (26-28)	16,058
	St. Louis	1	0	1	-	2	5	11	12	-	28	1-5	9-35		Legace (10-11), MASON (22-24)	
12/28	ANAHEIM	1	1	2	-	4	8	16	5	-	29	2-4	8-16	B. Ryan	Hiller (27-30)	19,150
	at St. Louis	1	1	1	-	3	11	8	11	-	30	2-6	6-12		Mason (25-29)	
TOTALS		Scoring by Period					Shots by Period					Power Plays	Penalties/ Minutes	Goalie (Saves - Shots)	Tot. Attn. Avg. Attn.	
	Opp.	1	2	3	OT	F	1	2	3	OT	Tot.					
	ANAHEIM	3	5	7	0	15	41	46	37	1	125	5-14	33-95		Hiller (57-62), Giguere (51-56)	70,502
	St. Louis	4	2	3	1	10	36	34	40	3	113	6-21	26-81		Mason (69-79), Legace (36-39)	17,626

ANAHEIM DUCKS

2008-09 SEASON SERIES RESULTS



SAN JOSE SHARKS
 2008-09 Results: 2-4-0
 Overall History: 41-41-8



Date	Opp.	Scoring by Period					Shots by Period					Power Plays	Penalties/ Minutes	GWG	Goalie (Saves-Shots)	Attn.
		1	2	3	OT	F	1	2	3	OT	Tot.					
10/9	ANAHEIM	0	0	1	-	1	10	3	16	-	29	0-2	7-14		Giguere (37-41)	
	at San Jose	0	2	2	-	4	8	21	12	-	41	2-7	2-4	J. Cheechoo	Nabokov (28-29)	17,496
10/17	at ANAHEIM	1	1	2	-	4	8	6	6	-	20	1-7	11-31	F. Beauchemin	Giguere (38-38)	17,174
	San Jose	0	0	0	-	0	14	18	6	-	38	0-7	10-29		Nabokov (16-20)	
12/11	ANAHEIM	0	0	0	-	0	4	13	14	-	31	0-3	8-27		Hiller (25-27)	
	at San Jose	1	1	0	-	2	9	7	11	-	27	0-5	8-30	P. Marleau	Nabokov (31-31)	17,496
3/15	at ANAHEIM	0	0	0	-	0	12	10	12	-	34	0-4	5-13		Hiller (29-30)	
	San Jose	0	1	0	-	1	7	10	13	-	30	0-4	5-13	T. Moen	Nabokov (34-34)	17,511
4/4	ANAHEIM	2	2	1	-	5	8	11	9	-	28	1-1	4-8	M. Brown	Hiller (28-30)	
	at San Jose	1	1	0	-	2	11	12	7	-	30	1-3	2-4		Nabokov (23-28)	17,496
4/5	at ANAHEIM	1	1	0	-	2	5	6	10	-	21	1-2	14-52		Hiller (23-26)	17,398
	San Jose	0	2	1	-	3	6	11	9	-	26	2-7	7-30	J. Cheechoo	Boucher (19-21)	
TOTALS		Scoring by Period					Shots by Period					Power Plays	Penalties/ Minutes	Goalie (Saves - Shots)	Tot. Attn. Avg. Attn.	
	Opp.	1	2	3	OT	F	1	2	3	OT	Tot.					
	ANAHEIM	4	4	4	-	12	47	49	67	-	163	3-19	49-145	Hiller (105-113), Giguere (75-79)	104,571	
	San Jose	2	7	3	-	12	55	79	58	-	192	5-33	34-110	Nabokov (132-142), Boucher (19-21)	17,429	

TAMPA BAY LIGHTNING
 2008-09 Results: 0-1-0
 Overall History: 11-8-1



Date	Opp.	Scoring by Period					Shots by Period					Power Plays	Penalties/ Minutes	GWG	Goalie (Saves-Shots)	Attn.
		1	2	3	OT	F	1	2	3	OT	Tot.					
1/9	at ANAHEIM	0	3	0	-	3	7	17	8	-	32	1-4	4-11		Hiller (15-19)	17,174
	Tampa Bay	1	2	1	-	4	6	6	7	-	19	1-3	5-13	R. Malone	Ramo (29-32)	
TOTALS		Scoring by Period					Shots by Period					Power Plays	Penalties/ Minutes	Goalie (Saves - Shots)	Tot. Attn. Avg. Attn.	
	Opp.	1	2	3	OT	F	1	2	3	OT	Tot.					
	ANAHEIM	0	3	0	-	3	7	17	8	-	32	1-4	4-11	Hiller (15-19)	17,174	
	Tampa Bay	1	2	1	-	4	6	6	7	-	19	1-3	5-13	Ramo (29-32)	17,174	

TORONTO MAPLE LEAFS
 2008-09 Results: 1-0-0
 Overall History: 9-15-5



Date	Opp.	Scoring by Peri					Shots by Period					Power Plays	Penalties/ Minutes	GWG	Goalie (Saves-Shots)	Attn.
		1	2	3	OT	F	1	2	3	OT	Tot.					
1/9	ANAHEIM	2	0	0	0	3 (so)	14	4	0	3	21	0-1	4-8	T. Selanne	Giguere (36-38)	
	at Toronto	0	1	1	0	2	10	15	13	0	38	0-4	1-2		Toskala (19-21)	19,222
TOTALS		Scoring by Period					Shots by Period					Power Plays	Penalties/ Minutes	Goalie (Saves - Shots)	Tot. Attn. Avg. Attn.	
	Opp.	1	2	3	OT	SO	F	1	2	3	OT	Tot.				
	ANAHEIM	2	0	0	0	1	3	14	4	0	3	21	0-1	4-8	Giguere (36-38)	19,222
	Toronto	0	1	1	0	0	2	10	15	13	0	28	0-4	1-2	Toskala (19-21)	19,222

VANCOUVER CANUCKS
 2008-09 Results: 2-1-1
 Overall History: 24-31-12



Date	Opp.	Scoring by Peri					Shots by Period					Power Plays	Penalties/ Minutes	GWG	Goalie (Saves-Shots)	Attn.
		1	2	3	OT	F	1	2	3	OT	Tot.					
10/31	at ANAHEIM	2	3	1	0	6	9	17	9	2	37	3-9	9-21		Giguere (9-13), HILLER (14-16)	16,704
	Vancouver	1	4	1	0	7 (so)	8	7	12	2	29	2-5	12-29	M. Ohlund (so)	Luongo (31-37)	
12/22	ANAHEIM	1	0	2	-	3	7	7	13	-	27	2-5	12-30		Hiller (22-26)	
	at Vancouver	2	1	1	-	4	8	14	4	-	26	2-8	11-36	D. Sedin	Sanford (24-27)	18,630
3/11	at ANAHEIM	1	2	0	1	4	11	14	13	3	41	0-6	7-14	S. Niedermayer	Hiller (32-35)	16,967
	Vancouver	0	2	1	0	3	14	12	9	0	35	0-5	7-14		Luongo (37-41)	
4/2	ANAHEIM	2	3	0	0	6 (so)	8	12	9	3	32	1-1	7-23	C. Perry (so)	Hiller (25-30)	
	at Vancouver	2	3	0	0	5	9	10	9	2	30	1-4	4-17		Luongo (27-32)	18,630
TOTALS		Scoring by Period					Shots by Period					Power Plays	Penalties/ Minutes	Goalie (Saves - Shots)	Tot. Attn. Avg. Attn.	
	Opp.	1	2	3	OT	F	1	2	3	OT	Tot.					
	ANAHEIM	6	8	3	1	19	35	50	44	8	137	6-21	35-88	Hiller (93-107), Giguere (9-13)	70,931	
	Vancouver	5	10	3	0	19	39	43	34	4	120	5-22	34-96	Luongo (95-110), Sanford (24-27)	17,733	



ANAHEIM DUCKS

2008-09 SEASON SERIES RESULTS

WASHINGTON CAPITALS

2008-09 Results: 0-1-0

Overall History: 12-7-2



Date	Opp.	Scoring by Period					Shots by Period					Power Plays	Penalties/ Minutes	GWG	Goalie (Saves-Shots)	Attn.
		1	2	3	OT	F	1	2	3	OT	Tot.					
11/19	at ANAHEIM	2	0	2	-	4	5	11	16	-	32	1-5	11-25		Hiller (3-6), GIGUERE (24-27)	16,076
	Washington	3	2	1	-	6	14	14	5	-	33	3-8	9-21	M. Bradley	Theodore (28-32)	
TOTALS		Scoring by Period					Shots by Period					Power Plays	Penalties/ Minutes	Goalie (Saves - Shots)	Tot. Attn.	
	Opp.	1	2	3	OT	F	1	2	3	OT	Tot.				(Saves - Shots)	Avg. Attn.
	ANAHEIM	2	0	2	-	4	5	11	16	-	32	1-5	11-25	Giguere (24-27), Hiller (3-6)	16,076	
	Washington	3	2	1	-	6	14	14	5	-	33	3-8	9-21	Theodore (28-32)	16,076	

ANAHEIM DUCKS

VS. CALGARY



ALL-TIME SERIES SUMMARY

Season	Series Results	GF	GA	SF	SA	Power Play	Penalty Killing
1993-94	1-4-1 (0-2-1 in Ana)	12 (2.0)	19 (3.2)	160 (26.7)	197 (32.8)	3-28 (10.7)	19-22 (86.4)
1994-95	3-2-0 (2-1-0 in Ana)	15 (3.0)	13 (2.6)	136 (27.2)	157 (31.4)	2-28 (07.1)	17-20 (85.0)
1995-96	3-2-0 (1-1-0 in Ana)	16 (3.2)	12 (2.4)	129 (25.8)	160 (32.0)	6-30 (20.0)	24-28 (85.7)
1996-97	1-4-1 (1-1-1 in Ana)	14 (2.3)	17 (2.8)	171 (28.5)	190 (31.7)	2-24 (08.3)	15-22 (68.1)
1997-98	2-2-1 (1-1-1 in Ana)	16 (3.2)	15 (3.0)	132 (26.4)	168 (33.6)	3-24 (12.5)	14-18 (77.8)
1998-99	2-2-0 (1-1-0 in Ana)	10 (2.5)	9 (2.3)	124 (31.0)	111 (27.8)	4-17 (23.5)	17-19 (89.5)
1999-00	2-2-0-0 (2-0-0-0 in Ana)	10 (2.5)	13 (3.3)	120 (30.0)	113 (28.3)	4-22 (18.2)	11-17 (64.7)
2000-01	2-0-2-0 (1-0-1-0 in Ana)	18 (4.5)	11 (2.8)	108 (27.0)	106 (26.5)	8-20 (40.0)	16-19 (84.2)
2001-02	2-1-1-0 (1-0-1-0 in Ana)	11 (2.8)	7 (1.8)	112 (28.0)	93 (23.25)	4-22 (18.1)	12-13 (93.2)
2002-03	2-1-1-0 (1-0-1-0 in Ana)	11 (2.8)	11 (2.8)	109 (27.3)	129 (32.3)	2-16 (12.5)	13-17 (76.5)
2003-04	1-3-0-0 (1-1-0-0 in Ana)	8 (2.0)	14 (3.5)	113 (28.3)	96 (24.0)	4-18 (22.2)	16-22 (72.7)
2005-06	2-2-0 (2-0-0 in Ana)	9 (2.3)	10 (2.5)	129 (32.3)	107 (26.8)	7-29 (24.1)	16-22 (72.7)
2006-07	2-2-0 (2-0-0 in Ana)	11 (2.8)	10 (2.5)	141 (35.3)	90 (22.5)	4-18 (22.2)	15-17 (88.2)
2007-08	3-1-0 (2-0-0 in Ana)	14 (3.5)	9 (2.3)	119 (29.8)	122 (30.5)	7-15 (46.7)	15-19 (78.9)
2008-09	3-1-0 (2-0-0 in Ana)	11 (2.8)	9 (2.3)	135 (33.8)	118 (29.5)	1-9 (11.1)	16-18 (88.9)
Totals	31-29-7 (20-8-6 in Ana)	186 (2.8)	179 (2.7)	1938 (28.9)	1957 (29.2)	61-322 (18.9)	236-293 (80.6)

2008-09 SERIES NOTES: For the second consecutive season, Anaheim won the season series against Calgary, going 3-1-0 (2-0-0 at Honda Center)...the Ducks have not lost to the Flames in Orange County in the regular season since Mar. 30, 2004...Ryan Getzlaf (2-2=4) and Corey Perry (1-3=4) led all Ducks in scoring against Calgary...in the season's first meeting on Nov. 2, Chris Pronger and Ryan Carter scored 45 seconds apart as the Ducks held on to beat the Flames, 3-2, at Honda Center...J.S. Giguere stopped 34-of-36 shots, picking up his fifth win...Perry, Chris Kunitz, Teemu Selanne and Brian Sutherby collected single assists...on Dec. 23 at Pengrowth Saddledome, the Flames scored three third-period goals to beat the Ducks, 4-3...Brendan Morrison scored two goals, marking his first multi-goal effort of the season...Ducks rookie Andrew Ebbett registered two assists and Bobby Ryan, Bret Hedican, Travis Moen and Perry each added assists...on Feb. 7, the Ducks returned to Alberta to beat Calgary, 2-1...Giguere foiled the Flames on 23-of-25 shots for his 196th career win as a Duck...Ryan opened the scoring 4:55 minutes into the game...Perry added an unassisted marker and eventual game-winner with 29 seconds left in the second period...in the final game of the season series on Feb. 11, Scott Niedermayer notched his 11th career overtime goal, the most ever by an NHL defenseman, in a 3-2 Ducks victory...the win extended Anaheim's win streak at home against the Flames to nine games...Niedermayer's 2-0=2 points and 29:05 TOI led all skaters...his overtime goal was scored as both teams were skating three-on-three...Steve Montador recorded two assists...Giguere stopped 21-of-23 shots for his second consecutive win.

ALL-TIME INDIVIDUAL DUCKS SCORING VS. CALGARY

Player	GP	G	ALL-TIME			AS A DUCK					2008-09				
			A	Pts	PIM	GP	G	A	Pts	PIM	GP	G	A	Pts	PIM
T. Selanne	61	36	35	71	28	33	21	18	39	18	3	0	1	1	0
C. Pronger	48	12	33	45	57	10	2	8	10	8	4	1	1	2	2
T. Marchant	64	14	22	36	61	14	2	1	3	8	4	0	1	1	0
S. Niedermayer	34	12	7	19	26	15	7	1	8	18	4	2	0	2	2
R. Getzlaf	15	4	11	15	8	15	4	11	15	8	4	2	2	4	2
C. Perry	16	4	6	10	32	16	4	6	10	32	4	1	3	4	8
R. Niedermayer	30	3	7	10	22	20	1	4	5	12	4	0	0	0	2
B. Hedican	37	0	7	7	30	4	0	1	1	8	4	0	1	1	8
F. Beauchemin	13	0	4	4	12	11	0	4	4	10	1	0	0	0	2
A. Ebbett	4	0	3	3	0	4	0	3	3	0	3	0	3	3	0
B. Ryan	4	1	2	3	2	4	1	2	3	2	3	1	1	2	2
J. Wisniewski	10	1	2	3	4	-	-	-	-	-	3	0	0	0	0
R. Carter	3	2	0	2	5	3	2	0	2	5	1	1	0	1	5
G. Parros	14	1	1	2	57	10	1	0	1	49	3	0	0	0	10
D. Miller	1	0	1	1	0	1	0	1	1	0	-	-	-	-	-
E. Christensen	2	0	1	1	4	-	-	-	-	-	-	-	-	-	-
R. Whitney	2	0	1	1	2	-	-	-	-	-	-	-	-	-	-
M. Brown	5	0	1	1	21	2	0	0	0	7	3	0	1	1	12
P. Nokelainen	1	0	0	0	0	-	-	-	-	-	1	0	0	0	0
S. Brookbank	3	0	0	0	5	2	0	0	0	0	2	0	0	0	0
B. Festerling	3	0	0	0	0	3	0	0	0	0	3	0	0	0	0
B. Larsen	8	0	0	0	4	-	-	-	-	-	-	-	-	-	-

Goaltender	GP	Min	ALL-TIME			AS A DUCK					2008-09							
			Record	GA	SO	GAA	GP	Min	Record	GA	SO	GAA	GP	Min	Record	GA	SO	GAA
J.S. Giguere	27	1530	15-9-2	59	0	2.31	26	1470	15-8-2	56	0	2.29	4	240	3-1-0	9	0	2.25
J. Hiller	-	-	---	-	-	---	-	-	---	-	-	-	-	-	---	-	-	-



ANAHEIM DUCKS VS. CHICAGO



ALL-TIME SERIES SUMMARY

Season	Series Results	GF	GA	SF	SA	Power Play	Penalty Killing
1993-94	1-4-0 (0-2-0 in Ana)	10 (0.7)	13 (2.6)	129 (25.8)	146 (29.2)	2-20 (10.0)	14-16 (87.5)
1994-95	1-3-0 (1-1-0 in Ana)	5 (1.3)	12 (3.0)	84 (21.0)	126 (31.5)	0-19 (00.0)	12-16 (75.0)
1995-96	0-3-1 (0-2-0 in Ana)	7 (1.8)	14 (3.5)	81 (20.3)	138 (34.5)	3-23 (13.0)	17-22 (77.3)
1996-97	3-0-1 (1-0-1 in Ana)	11 (2.8)	6 (1.5)	104 (26.0)	111 (27.8)	4-17 (23.5)	13-15 (86.7)
1997-98	2-2-0 (1-1-0 in Ana)	7 (1.8)	11 (2.8)	113 (28.3)	128 (32.0)	0-24 (00.0)	15-18 (83.3)
1998-99	3-1-0 (2-0-0 in Ana)	13 (3.3)	8 (2.0)	102 (25.5)	106 (26.5)	3-17 (17.6)	18-21 (85.7)
1999-00	3-1-1-0 (2-0-0-0 in Ana)	17 (3.4)	15 (3.0)	139 (27.8)	130 (26.0)	5-20 (25.0)	16-19 (84.2)
2000-01	2-2-0-0 (1-1-0-0 in Ana)	11 (2.8)	9 (2.3)	86 (21.5)	137 (34.3)	3-10 (30.0)	17-19 (89.4)
2001-02	1-2-1-0 (1-0-1-0 in Ana)	8 (2.0)	7 (1.8)	110 (27.5)	129 (32.3)	2-19 (10.5)	11-13 (84.6)
2002-03	4-0-0-0 (2-0-0-0 in Ana)	16 (4.0)	10 (2.5)	112 (28.0)	128 (32.0)	4-15 (26.6)	12-12 (100)
2003-04	2-1-1-0 (1-0-1-0 in Ana)	11 (2.8)	9 (2.3)	123 (30.1)	124 (31.0)	3-17 (17.6)	17-20 (85.0)
2005-06	4-0-0 (2-0-0 in Ana)	14 (3.5)	6 (1.5)	111 (27.8)	121 (30.3)	3-30 (10.0)	23-24 (95.8)
2006-07	3-0-1 (1-0-1 in Ana)	14 (3.5)	7 (1.8)	116 (29.0)	92 (23.0)	6-28 (21.4)	14-17 (82.4)
2007-08	3-1-0 (2-0-0 in Ana)	13 (3.3)	10 (2.5)	101 (25.3)	123 (30.8)	4-25 (16.0)	19-22 (86.4)
2008-09	1-2-1 (1-1-0 in Ana)	7 (1.8)	10 (2.5)	119 (29.8)	131 (32.8)	2-9 (22.2)	10-12 (83.3)
Totals	33-22-7 (18-8-4 in Ana)	164 (2.7)	147 (2.4)	1630 (26.3)	1870 (30.2)	44-293 (15.0)	228-266 (85.7)

2008-09 SERIES NOTES: Anaheim went 1-2-1 in 2008-09 against Chicago...Bobby Ryan (2-1=3), Scott Niedermayer (0-3=3) and Chris Pronger (1-2=3) led the Ducks in scoring against the Blackhawks...Jonas Hiller earned a 2.03 GAA and .936 SV% in three appearances (1-2-0)...in the first meeting of the season on Nov. 28, Ryan Getzlaf was the only player to find the back of the net with an even-strength tally at 15:19 of the second period as the Ducks won, 1-0...Jonas Hiller stopped all 26 shots for his second shutout of the season and his career...Corey Perry and Ryan picked up the only assists...the win marked Anaheim's first shutout of the Blackhawks since Dec. 17, 1999 (2-0)...on Dec. 3 at the United Center, the Ducks fell by a final of 4-2...Teemu Selanne scored his 13th power play goal of the season...Scott Niedermayer's assist on the goal sent him past Oleg Tverdovsky into first place among Ducks defensemen in all-time scoring (171)...Brendan Morrison played in his 700th NHL game...Hiller stopped 37-of-40 shots on goal in the loss...on Jan. 28 at Honda Center, Anaheim fell 3-2 to Chicago...Selanne returned to the lineup after missing five weeks (lacerated quadriceps) to tie Steve Rucchin for the franchise record in games played (616)...Ryan broke a club rookie record by scoring in his fifth consecutive game...Travis Moen recorded his second shorthanded goal of the season late in the second period...in the season finale between the two teams on Mar. 3, Chicago's Martin Havlat scored at 1:40 of overtime to defeat the Ducks, 3-2...the game marked the end of a season-high six-game, 13-day road trip...Drew Miller and Ryan each scored for Anaheim, which had trailed 2-0 after the first period...Giguere stopped 34-of-37 shots on net.

ALL-TIME INDIVIDUAL DUCKS SCORING VS. CHICAGO

Player	GP	ALL-TIME				AS A DUCK					2008-09				
		G	A	Pts	PIM	GP	G	A	Pts	PIM	GP	G	A	Pts	PIM
T. Selanne	58	24	30	54	18	31	17	17	34	6	4	1	0	1	0
C. Pronger	54	8	23	31	82	11	1	6	7	4	4	1	2	3	2
T. Marchant	54	9	16	25	45	12	0	3	3	4	3	0	0	0	0
S. Niedermayer	34	3	18	21	20	15	1	11	12	6	4	0	3	3	0
R. Niedermayer	40	8	8	16	44	22	4	3	7	14	4	0	1	1	0
R. Getzlaf	15	3	10	13	17	15	3	10	13	17	4	1	1	2	6
C. Perry	15	4	9	13	13	15	4	9	13	13	4	0	2	2	2
B. Hedican	35	1	10	11	12	3	0	0	0	2	3	0	0	0	2
F. Beauchemin	11	1	5	6	6	11	1	5	6	6	-	-	-	-	-
B. Ryan	5	2	1	3	0	5	2	1	3	0	4	2	1	3	0
G. Parros	13	1	1	2	51	11	1	1	2	46	4	0	0	0	10
D. Miller	2	1	1	2	0	2	1	1	2	0	2	1	1	2	0
E. Christensen	2	0	1	1	0	-	-	-	-	-	1	0	0	0	0
A. Ebbett	2	0	1	1	2	2	0	1	1	2	1	0	1	1	0
B. Festerling	2	0	1	1	0	2	0	1	1	0	2	0	1	1	0
M. Brown	2	0	0	0	7	1	0	0	0	0	2	0	0	0	7
S. Brookbank	1	0	0	0	0	1	0	0	0	0	1	0	0	0	0
R. Carter	2	0	0	0	2	2	0	0	0	2	1	0	0	0	2
B. Mikkelsen	2	0	0	0	0	2	0	0	0	0	2	0	0	0	0
R. Whitney	3	0	0	0	0	1	0	0	0	0	1	0	0	0	0
B. Larsen	7	0	0	0	2	-	-	-	-	-	-	-	-	-	-

Goaltender	GP	ALL-TIME					AS A DUCK					2008-09						
		Min	Record	GA	SO	GAA	GP	Min	Record	GA	SO	GAA	GP	Min	Record	GA	SO	GAA
J.S. Giguere	22	1278	13-5-3	49	0	2.30	18	1080	12-4-2	38	0	2.11	1	62	0-0-1	3	0	2.90
J. Hiller	5	297	3-2-0	10	1	2.02	5	297	3-2-0	10	1	2.02	3	177	1-2-0	6	1	2.03

ANAHEIM DUCKS

VS. COLUMBUS



ALL-TIME SERIES SUMMARY

Season	Series Results	GF	GA	SF	SA	Power Play	Penalty Killing
2000-01	1-3-0-0 (1-1-0-0 in Ana)	10 (2.5)	16 (4.0)	121 (30.3)	84 (21.0)	3-16 (18.8)	11-19 (57.9)
2001-02	1-3-0-0 (1-1-0-0 in Ana)	8 (2.0)	10 (2.5)	123 (30.8)	115 (28.8)	1-19 (05.3)	9-12 (75.0)
2002-03	4-0-0-0 (2-0-0-0 in Ana)	14 (3.5)	5 (1.3)	125 (31.3)	112 (28.0)	3-15 (20.0)	17-18 (94.4)
2003-04	1-2-1-0 (1-0-1-0 in Ana)	7 (1.8)	8 (2.0)	148 (37.0)	118 (29.5)	1-20 (05.0)	18-20 (90.0)
2005-06	2-1-1 (1-0-1 in Ana)	10 (2.0)	10 (2.3)	150 (40.3)	123 (31.7)	3-22 (12.5)	32-37 (85.7)
2006-07	2-1-1 (0-1-1 in Ana)	16 (4.0)	14 (3.5)	130 (32.5)	130 (32.5)	6-21 (28.6)	21-22 (95.5)
2007-08	3-1-0 (2-0-0 in Ana)	8 (2.0)	9 (2.3)	124 (31.0)	119 (29.8)	4-24 (16.7)	25-31 (80.6)
2008-09	3-1-0 (1-1-0 in Ana)	13 (3.3)	9 (2.3)	98 (24.5)	121 (30.3)	1-11 (09.1)	21-24 (87.5)
Totals	17-12-3 (9-4-3 in Ana)	86 (2.7)	81 (2.5)	1019 (31.8)	922 (28.8)	22-148 (14.2)	154-182 (84.6)

2008-09 SERIES NOTES: Anaheim won the season series against Columbus in 2008-09 with a record of 3-1-0...Ryan Getzlaf (3-3=6) and Corey Perry (2-4=6) led all players in scoring through four games...in the first meeting between the two clubs on Oct. 27 at Nationwide Arena, the Ducks scored two goals in the third period to rally to a 3-2 win in Columbus...the victory marked the second time in franchise history the Ducks had swept a road trip of four games-or-more, going 4-0-0 on the trip...Getzlaf and Perry each chipped in with 1-1=2 points...Teemu Selanne scored the eventual GWG on the power play at 16:05 of the third period...Steve Montador added an assist in his 300th NHL game...Bret Hedican made his debut with Anaheim, registering 13:44 TOI...J.S. Giguere turned away 30-of-32 shots for his third straight win...on Dec. 7 at Honda Center, Getzlaf notched two goals, including the 3,000th goal in franchise history...Bobby Ryan collected 1-1=2 points, including the GWG...George Parros picked up a career-high two assists...Giguere earned his 200th NHL win, stopping 29-of-32 shots...on Dec. 31 in Anaheim, the Ducks were unable to get any of their 27 shots past Columbus netminder Steve Mason as they dropped their only decision of the season to the Blue Jackets, 2-0...Perry launched a team-high seven shots on goal...Giguere stopped 27-of-the-29 shots he faced...in the final contest between the two teams on Feb. 21, the Ducks scored five goals on 13 shots to win 5-2...the team's 38.5% shooting percentage marked a franchise high in a single game...Perry led the Ducks with 1-2=3 points, including the eventual GWG...Chris Pronger, Chris Kunitz and Ryan each recorded a goal...Scott Niedermayer and Getzlaf collected two assists, respectively...Brian Salcido registered his first NHL point (assist) on a goal from Brendan Morrison.

ALL-TIME INDIVIDUAL DUCKS SCORING VS. COLUMBUS

Player	GP	ALL-TIME				AS A DUCK					2008-09				
		G	A	Pts	PIM	GP	G	A	Pts	PIM	GP	G	A	Pts	PIM
T. Selanne	26	12	16	28	8	14	5	11	16	8	3	1	0	1	0
C. Pronger	27	7	11	18	26	10	5	3	8	10	4	1	0	1	2
R. Getzlaf	15	7	10	17	30	15	7	10	17	30	4	3	3	6	12
S. Niedermayer	19	3	13	16	26	13	0	12	12	22	4	0	2	2	2
C. Perry	15	6	6	12	12	15	6	6	12	12	4	2	4	6	6
F. Beauchemin	11	4	6	10	20	11	4	6	10	20	1	0	1	1	0
T. Marchant	24	2	8	10	22	12	0	1	1	22	4	0	0	0	8
R. Niedermayer	26	4	3	7	29	19	4	2	6	23	4	1	0	1	2
J. Wisniewski	13	3	1	4	16	-	-	-	-	-	-	-	-	-	-
B. Ryan	5	2	1	3	2	5	2	1	3	2	3	2	1	3	2
B. Hedican	10	0	3	3	8	2	0	1	1	2	2	0	1	1	2
R. Whitney	3	0	2	2	2	-	-	-	-	-	1	0	1	1	0
G. Parros	15	0	2	2	34	11	0	2	2	20	4	0	2	2	10
P. Nokelainen	1	0	1	1	0	-	-	-	-	-	-	-	-	-	-
B. Salcido	1	0	1	1	0	1	0	1	1	0	1	0	1	1	0
A. Ebbett	2	0	1	1	0	2	0	1	1	0	2	0	1	1	0
R. Carter	3	1	0	1	15	3	1	0	1	15	1	1	0	1	15
S. Brookbank	1	0	0	0	4	1	0	0	0	4	1	0	0	0	4
E. Christensen	1	0	0	0	0	-	-	-	-	-	1	0	0	0	0
B. Mikkelsen	1	0	0	0	5	1	0	0	0	5	1	0	0	0	5
B. Festerling	2	0	0	0	2	2	0	0	0	2	2	0	0	0	2
D. Miller	2	0	0	0	2	2	0	0	0	2	-	-	-	-	-
M. Brown	5	0	0	0	7	1	0	0	0	0	3	0	0	0	10
B. Larsen	5	0	0	0	10	-	-	-	-	-	-	-	-	-	-

Goaltender	GP	Min	ALL-TIME			AS A DUCK					2008-09							
			Record	GA	SO	GAA	GP	Min	Record	GA	SO	GAA	GP	Min	Record	GA	SO	GAA
J.S. Giguere	23	1360	15-6-2	44	2	1.94	23	1360	15-6-2	44	2	1.94	4	238	3-1-0	9	0	2.27
J. Hiller	-	-	-	-	-	-	-	-	-	-	-	-	-	-	-	-	-	-



ANAHEIM DUCKS VS. DETROIT



ALL-TIME SERIES SUMMARY

Season	Series Results	GF	GA	SF	SA	Power Play	Penalty Killing
1993-94	0-3-1 (0-2-0 in Ana)	12 (3.0)	22 (5.5)	110 (27.5)	151 (37.8)	7-18 (38.8)	10-15 (66.6)
1994-95	0-3-1 (0-1-1 in Ana)	15 (3.8)	21 (5.3)	109 (27.3)	152 (38.0)	5-18 (27.8)	9-12 (75.0)
1995-96	0-3-1 (0-1-1 in Ana)	6 (1.5)	18 (4.5)	98 (24.5)	145 (36.3)	3-18 (11.6)	11-20 (55.0)
1996-97	3-0-1 (2-0-0 in Ana)	7 (1.8)	3 (.08)	99 (24.8)	134 (33.0)	1-11 (09.0)	13-13 (100)
1997-98	0-3-1 (0-2-0 in Ana)	7 (1.8)	13 (3.3)	102 (25.5)	151 (37.8)	1-19 (05.3)	10-16 (62.5)
1998-99	1-3-0 (1-1-0 in Ana)	9 (2.3)	12 (3.0)	110 (27.5)	136 (34.0)	5-23 (21.7)	19-23 (82.6)
1999-00	2-2-0-0 (2-0-0-0 in Ana)	12 (3.0)	13 (3.3)	103 (25.8)	123 (30.8)	4-19 (21.1)	13-18 (72.2)
2000-01	0-3-0-1 (0-2-0-0 in Ana)	6 (1.5)	11 (2.7)	85 (21.2)	149 (37.2)	1-18 (05.6)	16-23 (69.6)
2001-02	1-2-1-0 (0-1-1-0 in Ana)	6 (1.5)	8 (2.0)	103 (25.7)	107 (26.7)	1-18 (05.6)	12-18 (66.6)
2002-03	1-2-0-1 (1-1-0-0 in Ana)	8 (2.0)	9 (2.3)	112 (28.0)	139 (34.8)	2-24 (08.3)	13-15 (86.7)
2003-04	1-2-1-0 (1-0-1-0 in Ana)	13 (3.3)	18 (4.5)	115 (28.8)	160 (40.0)	2-11 (18.2)	13-15 (86.6)
2005-06	1-3-0 (1-1-0 in Ana)	6 (1.5)	9 (2.3)	104 (26.0)	130 (32.5)	3-18 (16.7)	19-25 (76.0)
2006-07	2-2-0 (2-0-0 in Ana)	9 (2.3)	6 (1.5)	105 (26.3)	115 (28.8)	4-21 (19.0)	19-22 (86.4)
2007-08	2-1-1 (1-1-0 in Ana)	12 (3.0)	10 (2.5)	88 (22.0)	139 (34.8)	4-24 (16.7)	23-27 (85.2)
2008-09	1-3-0 (1-1-0 in Ana)	11 (2.8)	15 (3.8)	104 (26.0)	152 (38.0)	5-18 (27.8)	15-20 (75.0)
Totals	15-35-10 (12-14-4 in Ana)	139 (2.3)	188 (3.1)	1547 (25.8)	2083 (34.7)	48-278 (17.3)	215-282 (76.2)

2008-09 SERIES NOTES: Anaheim finished the 2008-09 season series with a 1-3-0 record against Detroit...Ryan Getzlaf led all Ducks in scoring, collecting 2-7=9 points in four contests, followed closely by Teemu Selanne's 3-3=6 points in three games...on Oct. 29 in Anaheim, Francois Beauchemin scored his second GWG of the season 1:39 into overtime as the Ducks earned a 5-4 victory against Detroit...Selanne recorded his 21st career hat trick with three PPG, tying a franchise record...Getzlaf established a career high for points (and assists) and tied a club record in points and assists with 0-5=5...Scott Niedermayer and Chris Pronger each recorded two assists (0-2=2)...J.S. Giguere stopped 34-of-38 shots for his fourth consecutive victory...on Dec. 1 at Joe Louis Arena, Anaheim fell 2-1 to Detroit...the Ducks killed all four Detroit power plays...Chris Kunitz scored the lone Ducks goal at 1:50 of the first period...in his 400th career appearance, Giguere stopped 37-of-38 shots through two periods before being relieved (cramps) by Jonas Hiller...Hiller stopped seven-of-eight shots, recording the loss...on Jan. 14 at Honda Center, Anaheim allowed two goals in 35 seconds during the third period, falling 4-3 to the Red Wings...Getzlaf led all skaters with 1-2=3 points, extending his point streak to seven games...Corey Perry and Steve Montador each earned a goal and an assist...in the final contest between the two clubs on Feb. 20 in Detroit, the Ducks suffered a 5-2 setback...Pronger played in his 1,000th career NHL game...Brian Salcido made his NHL debut, becoming just the 23rd California-born player to play in the NHL.

ALL-TIME INDIVIDUAL DUCKS SCORING VS. DETROIT

Player	ALL-TIME					AS A DUCK					2008-09				
	GP	G	A	Pts	PIM	GP	G	A	Pts	PIM	GP	G	A	Pts	PIM
T. Selanne	57	20	33	53	26	30	10	19	29	20	3	3	3	6	4
C. Pronger	57	9	27	36	104	10	1	6	7	25	4	0	3	3	6
R. Getzlaf	15	7	13	20	12	15	7	13	20	11	4	2	7	9	4
T. Marchant	51	4	15	19	34	10	0	1	1	12	3	0	0	0	2
S. Niedermayer	33	4	13	17	22	13	0	8	8	16	4	0	3	3	6
R. Niedermayer	37	3	13	16	32	18	1	6	7	22	4	0	0	0	4
C. Perry	15	3	5	8	17	15	3	5	8	17	4	1	2	3	0
B. Hedican	40	0	5	5	38	3	0	0	0	0	3	0	0	0	0
J. Wisniewski	16	1	3	4	32	-	-	-	-	-	2	0	0	0	2
F. Beauchemin	12	1	2	3	14	10	1	2	3	12	1	1	0	1	0
B. Larsen	5	0	2	2	6	-	-	-	-	-	-	-	-	-	-
E. Christensen	2	0	1	1	2	-	-	-	-	-	1	0	1	1	0
A. Ebbett	2	0	1	1	0	2	0	1	1	0	2	0	1	1	0
B. Ryan	4	1	0	1	0	4	1	0	1	0	3	1	0	1	0
R. Carter	6	1	0	1	4	6	1	0	1	4	3	0	0	0	2
P. Nokelainen	1	0	0	0	2	-	-	-	-	-	1	0	0	0	2
B. Salcido	1	0	0	0	0	1	0	0	0	0	1	0	0	0	0
S. Brookbank	2	0	0	0	0	1	0	0	0	0	2	0	0	0	0
B. Festerling	2	0	0	0	0	2	0	0	0	0	2	0	0	0	0
B. Mikkelsen	2	0	0	0	2	2	0	0	0	2	2	0	0	0	2
D. Miller	2	0	0	0	0	2	0	0	0	0	1	0	0	0	0
M. Brown	3	0	0	0	5	1	0	0	0	0	3	0	0	0	5
R. Whitney	3	0	0	0	0	-	-	-	-	-	1	0	0	0	0
G. Parros	7	0	0	0	5	5	0	0	0	5	2	0	0	0	0

Goaltender	ALL-TIME						AS A DUCK						2008-09					
	GP	Min	Record	GA	SO	GAA	GP	Min	Record	GA	SO	GAA	GP	Min	Record	GA	SO	GAA
J.S. Giguere	21	1170	5-13-1	52	0	2.67	21	1170	5-13-1	52	0	2.67	4	220	1-2-0	14	0	3.82
J. Hiller	1	19	0-1-0	1	0	3.16	1	19	0-1-0	1	0	3.16	1	19	0-1-0	1	0	3.16

ANAHEIM DUCKS

VS. ST. LOUIS



ALL-TIME SERIES SUMMARY

Season	Series Results	GF	GA	SF	SA	Power Play	Penalty Killing
1993-94	2-2-0 (1-1-0 in Ana)	10 (2.5)	11 (2.8)	154 (38.5)	151 (37.8)	1-17 (05.9)	17-20 (85.0)
1994-95	0-4-0 (0-2-0 in Ana)	10 (2.5)	22 (5.5)	103 (25.8)	131 (32.8)	5-16 (31.3)	8-13 (61.5)
1995-96	3-1-0 (2-0-0 in Ana)	16 (4.0)	6 (1.5)	110 (27.5)	138 (34.5)	6-26 (23.1)	23-26 (88.5)
1996-97	1-2-1 (0-1-1 in Ana)	12 (3.0)	12 (3.0)	94 (23.5)	135 (33.8)	4-13 (30.8)	13-16 (81.3)
1997-98	1-2-1 (0-2-0 in Ana)	12 (3.0)	16 (4.0)	98 (24.5)	104 (26.0)	5-19 (26.3)	14-15 (93.3)
1998-99	1-2-1 (0-2-0 in Ana)	8 (2.0)	11 (2.8)	107 (26.8)	131 (32.8)	2-18 (11.1)	9-12 (75.0)
1999-00	1-2-1-0 (1-1-0-0 in Ana)	9 (2.3)	12 (3.0)	111 (27.8)	126 (31.5)	3-19 (15.8)	9-12 (75.0)
2000-01	0-4-0-0 (0-2-0-0 in Ana)	5 (1.3)	15 (3.8)	90 (22.5)	151 (37.8)	3-25 (12.0)	17-23 (73.9)
2001-02	1-3-0-0 (0-2-0-0 in Ana)	7 (1.8)	9 (2.3)	76 (19.0)	89 (22.3)	1-20 (05.0)	13-13 (100)
2002-03	3-0-0-1 (2-0-0-0 in Ana)	13 (3.3)	10 (2.5)	89 (22.3)	121 (30.3)	7-17 (41.2)	13-16 (81.3)
2003-04	1-1-1-1 (1-0-1-0 in Ana)	8 (2.0)	9 (2.3)	101 (25.3)	116 (29.0)	2-12 (16.7)	6-9 (66.7)
2005-06	3-1-0 (2-0-0 in Ana)	19 (4.8)	14 (3.5)	138 (34.5)	121 (30.3)	5-24 (20.8)	22-29 (75.9)
2006-07	3-1-0 (1-1-0 in Ana)	13 (3.3)	13 (3.3)	126 (31.5)	100 (25.0)	7-19 (36.8)	19-22 (86.4)
2007-08	2-1-1 (2-0-0 in Ana)	9 (2.3)	8 (2.0)	108 (27.0)	110 (27.5)	1-17 (05.9)	11-13 (84.6)
2008-09	3-0-1 (2-0-0 in Ana)	15 (3.8)	10 (2.5)	120 (30.0)	118 (29.5)	5-11 (45.5)	15-21 (71.4)
Totals	25-26-9 (14-14-2 in Ana)	156 (2.6)	185 (3.1)	1625 (27.1)	1842 (30.7)	57-276 (20.7)	209-260 (80.4)



2008-09 SERIES NOTES: Anaheim went 3-0-1 against St. Louis in 2008-09...the Ducks have not lost a game in regulation to the Blues since Oct. 23, 2007 (5-0-2) and have not lost at home since Jan. 16, 2007 (4-0-0)...Ryan Getzlaf led all Ducks in scoring with 2-5=7 points in four contests...in the first meeting between the two teams on Nov. 5, Anaheim defeated St. Louis, 5-2...the win extended a season-high standings point streak to nine games (8-0-1)...with 2-1=3 points, Getzlaf extended his season-high point streak to eight games (6-11=17) and his career-high assist streak to seven games...with a PPG, Teemu Selanne extended his point streak to eight games (8-5=13)...Chris Kunitz (0-2=2) and Corey Perry (1-1=2) chipped in offensively while Jonas Hiller stopped 30-of-32 shots for the win at Honda Center...on Nov. 21 at St. Louis, Lee Stempniak scored at 2:39 of overtime to beat the Ducks, 3-2...Scott Niedermayer extended the game into overtime with a goal in the final second of regulation (19:59)...Kunitz also scored for Anaheim...Bret Hedican played in his 1,000th NHL game against the team he began his career with...back in Orange County on Dec. 10, the Ducks doubled up the Blues, 4-2...George Parros tallied his career-high third goal of the season...Kunitz (2-0=0) and Selanne (0-2=2) each had two points...J.S. Giguere had 26 saves, helping the Ducks to their fourth consecutive win at Honda Center...in the final showdown of the regular season between the clubs on Dec. 28, Anaheim snapped a three-game losing streak on a goal from Bobby Ryan with 7:11 remaining in regulation...goals from Scott Niedermayer in the second period and Steve Montador in the third helped the Ducks battle back from a 3-1 deficit...Getzlaf (0-2=2) added a helper on both of Anaheim's power play goals...Hiller turned away 27-of-30 shots to earn his eighth win of the season.

ALL-TIME INDIVIDUAL DUCKS SCORING VS. ST. LOUIS

Player	ALL-TIME					AS A DUCK					2008-09				
	GP	G	A	Pts	PIM	GP	G	A	Pts	PIM	GP	G	A	Pts	PIM
T. Selanne	60	23	28	51	18	32	16	20	36	10	3	1	2	3	0
S. Niedermayer	34	6	13	19	14	15	4	6	10	6	4	2	2	4	2
R. Niedermayer	35	10	7	17	18	20	6	5	11	6	4	2	0	2	0
T. Marchant	54	7	9	16	22	13	1	2	3	6	4	0	1	1	2
R. Getzlaf	13	3	8	11	6	13	3	8	11	6	4	2	5	7	2
C. Pronger	17	2	8	10	18	10	0	5	5	10	4	0	2	2	6
C. Perry	13	2	4	6	15	13	2	4	6	15	4	1	1	2	7
J. Wisniewski	15	1	4	5	15	-	-	-	-	-	2	0	0	0	4
B. Ryan	3	1	3	4	2	3	1	3	4	2	3	1	3	4	2
B. Hedican	28	1	3	4	24	4	0	0	0	4	4	0	0	0	4
F. Beauchemin	10	1	2	3	9	10	1	2	3	9	1	0	0	0	0
D. Miller	1	0	1	1	0	1	0	1	1	0	-	-	-	-	-
B. Festerling	3	0	1	1	0	3	0	1	1	0	3	0	1	1	0
G. Parros	12	1	0	1	43	12	1	0	1	43	3	1	0	1	2
M. Brown	1	0	0	0	0	-	-	-	-	-	-	-	-	-	-
R. Carter	2	0	0	0	7	2	0	0	0	7	2	0	0	0	7
E. Christensen	2	0	0	0	2	-	-	-	-	-	-	-	-	-	-
A. Ebbett	2	0	0	0	2	2	0	0	0	2	1	0	0	0	2
P. Nokelainen	2	0	0	0	0	-	-	-	-	-	1	0	0	0	0
R. Whitney	2	0	0	0	2	-	-	-	-	-	-	-	-	-	-

Goaltender	ALL-TIME						AS A DUCK						2008-09					
	GP	Min	Record	GA	SO	GAA	GP	Min	Record	GA	SO	GAA	GP	Min	Record	GA	SO	GAA
J.S. Giguere	24	1439	14-6-3	54	3	2.25	24	1439	14-6-3	54	3	2.25	2	121	1-0-1	5	0	2.48
J. Hiller	2	120	2-0-0	5	0	2.50	2	120	2-0-0	5	0	2.50	2	120	2-0-0	5	0	2.50



ANAHEIM DUCKS VS. SAN JOSE

ALL-TIME SERIES SUMMARY

Season	Series Results	GF	GA	SF	SA	Power Play	Penalty Killing
1993-94	0-6-0 (0-3-0 in Ana)	9 (1.5)	22 (3.6)	155 (25.8)	137 (22.8)	3-22 (13.6)	24-28 (85.7)
1994-95	4-1-0 (2-1-0 in Ana)	22 (4.4)	15 (3.0)	154 (30.8)	120 (24.0)	3-20 (15.0)	17-20 (85.0)
1995-96	4-1-0 (2-1-0 in Ana)	21 (4.2)	17 (3.4)	152 (30.4)	180 (36.0)	5-22 (22.7)	22-28 (78.6)
1996-97	3-1-1 (1-1-0 in Ana)	17 (3.4)	15 (3.0)	147 (29.4)	154 (30.8)	5-31 (16.1)	20-22 (90.9)
1997-98	0-6-0 (0-3-0 in Ana)	12 (2.0)	25 (4.1)	145 (24.1)	175 (29.1)	2-28 (07.1)	21-30 (70.0)
1998-99	3-1-2 (1-1-1 in Ana)	15 (2.5)	12 (2.0)	189 (31.5)	174 (29.0)	10-38 (26.3)	31-34 (91.2)
1999-00	4-1-1-0 (2-0-1-0 in Ana)	21 (3.5)	15 (2.5)	187 (31.2)	156 (26.0)	7-30 (23.3)	17-22 (77.3)
2000-01	1-3-0-1 (1-1-0-0 in Ana)	9 (1.8)	17 (3.4)	119 (23.8)	148 (29.6)	6-23 (26.1)	22-25 (88.0)
2001-02	1-4-0-0 (0-3-0-0 in Ana)	9 (1.8)	17 (3.4)	147 (29.4)	132 (26.4)	3-27 (11.1)	20-22 (90.9)
2002-03	3-2-0-0 (1-1-0-0 in Ana)	14 (2.8)	15 (3.0)	126 (25.2)	133 (26.6)	4-20 (20.0)	15-19 (78.9)
2003-04	2-4-0-0 (1-2-0-0 in Ana)	9 (1.5)	12 (2.0)	135 (22.5)	171 (28.5)	2-23 (08.7)	22-24 (91.7)
2005-06	4-3-1 (2-1-1 in Ana)	23 (2.9)	25 (3.1)	246 (30.8)	251 (31.4)	8-49 (16.3)	40-50 (80.0)
2006-07	5-2-1 (2-1-1 in Ana)	29 (3.6)	20 (2.5)	246 (30.8)	244 (30.5)	7-32 (21.9)	32-39 (82.1)
2007-08	5-2-1 (2-1-1 in Ana)	19 (2.4)	15 (1.9)	192 (24.0)	238 (29.8)	3-27 (11.1)	36-41 (87.8)
2008-09	2-4-0 (1-2-0 in Ana)	12 (2.0)	12 (2.0)	163 (27.2)	192 (32.0)	3-21 (14.3)	26-31 (83.9)
Totals	41-41-8 (18-22-5 in Ana)	241 (2.7)	254 (2.8)	2503 (27.8)	2605 (28.9)	71-413 (17.2)	365-435 (83.9)



2008-09 SERIES NOTES: Anaheim posted a 2-4-0 record in the season series with the Sharks (1-2-0 at Honda Center)...three of the six games ended in shutouts...Ryan Getzlaf led the club in points with six assists (0-6=6) in six games...on Oct. 9 at HP Pavilion, the Ducks dropped their season opener to San Jose by a score of 4-1...Rob Niedermayer put Anaheim on the board with a late third-period goal...J.S. Giguere stopped 37-of-41 shots in the loss...on Oct. 17 at Honda Center, Giguere stopped all 38 shots faced to extend a franchise record with his 30th career shutout while the Ducks earned their first win of the season by a score of 4-0...Francois Beauchemin and Travis Moen each collected their first goals of the campaign...Chris Pronger scored the Ducks' first PPG of the season...Samuel Pahlsson capped the scoring by successfully converting on a breakaway attempt in the third...on Dec. 11 at San Jose, the Ducks suffered their first shutout of the season by a score of 2-0...Jonas Hiller turned away 25-of-27 shots in the setback...on Mar. 15 in Anaheim, the Ducks suffered their fifth shutout of the season, 1-0, despite out shooting the Sharks 34-30...the setback marked the only time in 2008-09 that the Ducks lost when giving up just one goal in a game...Hiller stopped 29-of-30 shots...the Ducks won 5-2 win over the Sharks at HP Pavilion on Apr. 4...Getzlaf collected four assists on the night (0-4=4), with his third breaking the club record for assists in a single season (previously Kariya, 62)...Bobby Ryan also established a club rookie record for goals in a season (30, previously Penner, 29 in 2006-07) as part of a two-goal night (2-0=2)...Hiller also matched a club record for consecutive wins, earning his seventh straight (also Hebert, 1994-95), stopping 28-of-30 shots...the next night at Honda Center (Apr. 5), Hiller turned away 23-of-26 shots in a 3-2 Ducks loss, snapping his club record-tying seven-game winning streak...Getzlaf registered one assist (0-1=1), his 90th point, becoming just the third player in franchise history to reach the 90-point mark in one season...Teemu Selanne's assist (0-1=1) on Corey Perry's goal (1-0=1) moved him into a share of 42nd place with Bernie Nicholls on the NHL's all-time scoring list.

ALL-TIME INDIVIDUAL DUCKS SCORING VS. SAN JOSE

Player	GP	ALL-TIME				AS A DUCK					2008-09				
		G	A	Pts	PIM	GP	G	A	Pts	PIM	GP	G	A	Pts	PIM
T. Selanne	69	45	43	88	55	51	32	27	59	50	6	1	1	2	14
C. Pronger	57	11	29	40	58	20	4	11	15	18	6	1	2	3	4
T. Marchant	70	14	24	38	50	25	2	7	9	20	6	0	1	1	0
S. Niedermayer	46	7	28	35	44	28	3	15	18	36	6	0	2	2	14
R. Getzlaf	27	5	15	20	36	27	5	15	20	36	6	0	6	6	20
F. Beauchemin	26	3	11	14	12	25	3	11	14	12	2	1	0	1	4
C. Perry	25	8	5	13	34	25	8	5	13	34	6	2	1	3	14
R. Niedermayer	50	4	8	12	41	34	3	5	7	26	6	1	2	3	8
B. Hedican	37	1	7	8	32	1	0	0	0	0	1	0	0	0	0
B. Ryan	8	4	1	5	0	8	4	1	5	0	4	2	0	2	0
J. Wisniewski	12	0	4	4	13	4	0	0	0	4	4	0	0	0	4
E. Christensen	5	1	2	3	2	3	0	2	2	2	4	0	2	2	2
B. Larsen	7	2	1	3	9	-	-	-	-	-	-	-	-	-	-
P. Nokelainen	4	1	1	2	0	3	1	0	1	0	4	1	1	2	0
M. Brown	4	1	0	1	2	3	1	0	1	2	3	1	0	1	2
R. Carter	7	0	1	1	11	7	0	1	1	11	3	0	1	1	2
G. Parros	22	1	0	1	51	18	0	0	0	44	6	0	0	0	17
B. Festerling	1	0	0	0	0	1	0	0	0	0	1	0	0	0	0
A. Ebbett	3	0	0	0	14	3	0	0	0	14	3	0	0	0	14
B. Mikkelsen	3	0	0	0	2	3	0	0	0	2	3	0	0	0	2
S. Brookbank	4	0	0	0	0	3	0	0	0	0	3	0	0	0	0
D. Miller	4	0	0	0	2	4	0	0	0	2	2	0	0	0	2
R. Whitney	6	0	0	0	6	3	0	0	0	2	4	0	0	0	2

Goaltender	GP	ALL-TIME					AS A DUCK					2008-09						
		Min	Record	GA	SO	GAA	GP	Min	Record	GA	SO	GAA	GP	Min	Record	GA	SO	GAA
J.S. Giguere	31	1803	15-13-2	81	5	2.70	31	1803	15-13-2	81	5	2.70	2	120	1-1-0	4	1	2.00
J. Hiller	6	352	1-5-0	13	0	2.22	6	352	1-5-0	13	0	2.22	4	235	1-3-0	8	0	2.04

ANAHEIM DUCKS

VS. VANCOUVER



ALL-TIME SERIES SUMMARY

Season	Series Results	GF	GA	SF	SA	Power Play	Penalty Killing
1993-94	3-3-0 (1-2-0 in Ana)	18 (3.0)	13 (2.2)	173 (28.3)	186 (31.0)	3-25 (12.0)	19-22 (86.4)
1994-95	0-4-1 (0-1-1 in Ana)	7 (1.4)	21 (4.2)	142 (28.4)	174 (34.8)	0-26 (00.0)	14-21 (66.6)
1995-96	2-3-0 (1-2-0 in Ana)	10 (2.0)	17 (3.4)	154 (30.8)	149 (29.8)	1-22 (04.5)	15-16 (93.8)
1996-97	2-4-0 (1-2-0 in Ana)	17 (2.8)	24 (4.0)	180 (30.0)	205 (34.2)	8-33 (24.2)	19-24 (79.2)
1997-98	2-2-1 (1-0-1 in Ana)	13 (2.6)	15 (3.0)	151 (30.2)	134 (26.8)	3-23 (13.0)	24-30 (80.0)
1998-99	1-1-2 (0-0-2 in Ana)	15 (3.8)	14 (3.5)	127 (31.8)	120 (30.0)	7-19 (36.8)	15-18 (83.3)
1999-00	0-2-2-0 (0-0-2-0 in Ana)	8 (2.0)	17 (4.3)	104 (26.0)	101 (25.3)	6-16 (37.5)	8-10 (80.0)
2000-01	1-2-1-0 (1-1-0-0 in Ana)	7 (1.8)	14 (3.5)	109 (27.3)	132 (33.0)	4-23 (17.4)	11-15 (73.3)
2001-02	1-2-0-1 (1-0-0-1 in Ana)	6 (1.5)	9 (2.3)	91 (22.8)	130 (32.5)	1-16 (06.3)	20-23 (86.9)
2002-03	1-1-2-0 (1-0-1-0 in Ana)	10 (2.5)	12 (3.0)	89 (22.3)	129 (32.3)	4-15 (26.7)	21-23 (91.3)
2003-04	2-2-0-0 (0-2-0-0 in Ana)	7 (2.0)	9 (2.3)	133 (33.3)	128 (32.0)	0-8 (00.0)	12-12 (100)
2005-06	3-1-0 (1-1-0 in Ana)	15 (3.8)	8 (2.0)	111 (27.8)	127 (31.8)	6-24 (25.0)	24-27 (88.9)
2006-07	3-0-1 (1-0-1 in Ana)	14 (3.5)	6 (1.5)	121 (30.3)	101 (25.3)	4-25 (16.0)	16-18 (88.9)
2007-08	1-3-0 (1-1-0 in Ana)	7 (1.8)	10 (2.5)	116 (29.0)	106 (26.5)	1-9 (11.1)	19-23 (82.6)
2008-09	2-1-1 (1-0-1 in Ana)	18 (4.5)	18 (4.5)	137 (34.3)	120 (30.0)	6-21 (28.6)	17-22 (77.3)
Totals	24-31-12 (11-12-10 in Ana)	172 (2.6)	207 (3.1)	1938 (28.9)	2042 (30.5)	54-305 (17.7)	254-304 (83.6)

2008-09 SERIES NOTES: Anaheim went 2-1-1 vs. Vancouver (1-0-1 at home)...the Ducks' 19 goals (including one SO goal) marked the second-highest goal total against an opponent in 2008-09 (4.75-per-game)...Corey Perry (2-7=9) led the Ducks in scoring, which included a career-high five-point night (1-4=5) on Oct. 31 at Honda Center...Scott Niedermayer (3-4=7) and Teemu Selanne (5-2=7) each collected seven points with Selanne pacing Anaheim in goals...on Oct. 31 at Honda Center, the Ducks has a five-game win streak snapped, falling to the Canucks, 7-6 (SO)...the Ducks recovered from a 5-2 deficit, scoring three goals over a 1:40 span at the end of the second period to tie the game...a shootout ensued with 13 players from each team (second-longest in NHL history, longest in Ducks history) before Vancouver bested Anaheim 2-1 for the extra point...Perry's five points (4-1=5) marked the second consecutive game that a Duck reached the franchise high-tying total (also Getzlaf, Oct. 29)...it was the first time in 10 years the feat had been accomplished in the NHL by two players on the same team in consecutive games (Savage and Dampousse, 1997-98 Canadiens)...on Dec. 22 at GM Place, Todd Marchant appeared in his 1,000th NHL game in a 4-3 Ducks loss...Bobby Ryan matched a career high, earning 1-2=3 points...on March 11 at Honda Center, Scott Niedermayer netted the OT goal, the 12th of his career (all-time leader among NHL defensemen) as the Ducks defeated the Canucks, 4-3...it was just the Ducks' third, 3-on-3 goal in club history, the second of 2008-09 (both scored by Niedermayer)...Selanne also scored a goal, moving him into a share of 18th place on the NHL's all-time goals list (Mike Bossy, 573)...Pronger's game-high 35:43 TOI fell just eight seconds shy of the club record...on Apr. 2 at GM Place, the Ducks overcame a two-goal deficit to defeat the Canucks in a shootout, 6-5...the Ducks extended their road winning streak to five games...Jonas Hiller stopped 25-of-30 shots for his sixth consecutive win, one shy of tying the club record...Ryan led the Ducks with 2-1=3 points, tying the franchise rookie record in assists (Beauchemin, 26), while Selanne also notched two goals (2-0=2), moving him into sole possession of 43rd place on the NHL's all-time points list...Ryan Getzlaf earned two assists (0-2=2) for 60 on the season, establishing a career high (previously 58).

ALL-TIME INDIVIDUAL DUCKS SCORING VS. VANCOUVER

Player	GP	ALL-TIME				AS A DUCK					2008-09				
		G	A	Pts	PIM	GP	G	A	Pts	PIM	GP	G	A	Pts	PIM
T. Selanne	61	34	38	72	30	32	24	23	47	16	3	5	2	7	6
T. Marchant	63	19	21	40	55	13	2	4	6	10	4	0	1	1	2
C. Pronger	51	5	20	25	82	11	2	7	9	18	4	1	3	4	2
S. Niedermayer	32	7	16	23	36	14	4	10	14	18	4	3	4	7	6
R. Niedermayer	38	6	9	15	28	20	3	4	7	16	4	0	0	0	2
R. Getzlaf	16	6	7	13	25	16	6	7	13	25	4	1	4	5	11
C. Perry	14	2	10	12	18	14	2	10	12	18	4	2	7	9	4
B. Ryan	5	3	3	6	0	5	3	3	6	0	3	3	3	6	0
F. Beauchemin	13	1	4	5	9	13	1	4	5	9	1	0	0	0	0
B. Hedican	14	1	4	5	21	2	0	0	0	2	2	0	0	0	2
R. Whitney	4	0	4	4	0	2	0	4	4	0	2	0	4	4	0
E. Christensen	4	0	3	3	2	2	0	2	2	0	3	0	3	3	0
B. Mikkelsen	1	0	1	1	0	1	0	1	1	0	1	0	1	1	0
A. Ebbett	3	0	1	1	0	3	0	1	1	0	3	0	1	1	0
P. Nokelainen	3	1	0	1	0	2	1	0	1	0	3	1	0	1	0
J. Wisniewski	10	0	1	1	13	2	0	0	0	2	3	0	0	0	2
M. Brown	2	0	0	0	5	2	0	0	0	5	2	0	0	0	5
B. Festerling	2	0	0	0	4	2	0	0	0	4	2	0	0	0	4
D. Miller	2	0	0	0	0	2	0	0	0	0	1	0	0	0	0
S. Brookbank	3	0	0	0	15	2	0	0	0	5	2	0	0	0	5
R. Carter	4	0	0	0	2	4	0	0	0	2	3	0	0	0	2
B. Larsen	4	0	0	0	0	-	-	-	-	-	-	-	-	-	-
G. Parros	9	0	0	0	25	6	0	0	0	20	4	0	0	0	14

Goaltender	GP	Min	ALL-TIME			AS A DUCK					2008-09							
			Record	GA	SO	GAA	GP	Min	Record	GA	SO	GAA	GP	Min	Record	GA	SO	GAA
J.S. Giguere	25	1328	9-9-3	62	1	2.80	21	1125	9-6-3	45	1	2.40	1	35	0-0-0	4	0	6.86
J. Hiller	7	347	3-2-1	17	0	2.94	7	347	3-2-1	17	0	2.94	4	217	2-1-1	14	0	3.87



NHL FINAL STANDINGS

WESTERN CONFERENCE

PACIFIC DIVISION

	GP	W	L	OT	GF	GA	PTS
San Jose (1)	82	53	18	11	257	204	117
Anaheim (8)	82	42	33	7	245	238	91
Dallas (12)	82	36	35	11	230	257	83
Phoenix (13)	82	36	39	7	208	252	79
Los Angeles (14)	82	34	37	11	207	234	79

CENTRAL DIVISION

	GP	W	L	OT	GF	GA	PTS
Detroit (2)	82	51	21	10	295	244	112
Chicago (4)	82	46	24	12	264	216	104
St. Louis (6)	82	41	31	10	233	233	92
Columbus (7)	82	41	31	10	226	230	92
Nashville (10)	82	40	34	8	213	233	88

NORTHWEST DIVISION

	GP	W	L	OT	GF	GA	PTS
Vancouver (3)	82	45	27	10	246	220	100
Calgary (5)	82	46	30	6	254	248	98
Minnesota (9)	82	40	33	9	219	200	89
Edmonton (11)	82	38	35	9	234	248	85
Colorado (15)	82	32	45	5	199	257	69

EASTERN CONFERENCE

NORTHEAST DIVISION

	GP	W	L	OT	GF	GA	PTS
Boston (1)	82	53	19	10	274	196	116
Montreal (8)	82	41	30	11	249	247	93
Buffalo (10)	82	41	32	9	250	234	91
Ottawa (11)	82	36	35	11	217	237	83
Toronto (12)	82	34	35	13	250	293	81

ATLANTIC DIVISION

	GP	W	L	OT	GF	GA	PTS
New Jersey (3)	82	51	27	4	244	209	106
Pittsburgh (4)	82	45	28	9	264	239	99
Philadelphia (5)	82	44	27	11	264	238	99
NY Rangers (7)	82	43	30	9	210	218	95
NY Islanders (15)	82	26	47	9	201	279	61

SOUTHEAST DIVISION

	GP	W	L	OT	GF	GA	PTS
Washington (2)	82	50	24	8	272	245	108
Carolina (6)	82	45	30	7	239	226	97
Florida (9)	82	41	30	11	234	231	93
Atlanta (13)	82	35	41	6	257	280	76
Tampa Bay (14)	82	24	40	18	210	279	66

NHL STATISTICAL LEADERS



OVERALL SCORING LEADERS

PLAYER	TEAM	GP	G	A	PTS	+/-	PIM	PP	SH	GW	S	PCTG
Evgeni Malkin	Pittsburgh	82	35	78	113	+17	80	14	2	4	290	12.1
Alexander Ovechkin	Washington	79	56	54	110	+8	72	19	1	10	528	10.6
Sidney Crosby	Pittsburgh	77	33	70	103	+3	76	7	0	3	238	13.9
Pavel Datsyuk	Detroit	81	32	65	97	+34	22	11	1	3	248	12.9
Zach Parise	New Jersey	82	45	49	94	-30	24	14	0	8	364	12.4
Ilya Kovalchuk	Atlanta	79	43	48	91	-12	50	12	0	6	275	15.6
Ryan Getzlaf	Anaheim	81	25	66	91	+5	121	9	0	2	227	11.0
Jarome Iginla	Calgary	82	35	54	89	-2	37	10	0	4	289	12.1
Marc Savard	Boston	82	25	63	88	+25	70	9	0	5	213	11.7
Nicklas Backstrom	Washington	82	22	66	88	+16	46	14	0	1	174	12.6
Joe Thornton	San Jose	82	25	61	86	+16	56	11	0	3	139	18.0
Jeff Carter	Philadelphia	82	46	38	84	+23	68	13	4	12	342	13.5
Mike Cammalleri	Calgary	81	39	43	82	-2	44	19	0	6	255	15.3
Daniel Sedin	Vancouver	82	31	51	82	+24	36	9	0	7	285	10.9
Henrik Sedin	Vancouver	82	22	60	82	+22	48	4	0	8	143	15.4
Mike Richards	Philadelphia	79	30	50	80	+22	63	8	7	4	238	12.6
Martin St. Louis	Tampa Bay	82	30	50	80	+4	14	7	2	3	262	11.5
Rick Nash	Columbus	78	40	39	79	+11	52	6	5	5	263	15.2
Alexander Semin	Washington	62	34	45	79	+25	77	8	0	8	223	15.2

DEFENSEMEN SCORING LEADERS

PLAYER	TEAM	GP	G	A	PTS	+/-	PIM	PP	SH	GW	S	PCTG
Mike Green	Washington	68	31	42	73	+24	68	18	1	4	243	12.8
Andrei Markov	Montreal	78	12	52	64	-2	36	7	0	3	165	7.3
Nicklas Lidstrom	Detroit	78	16	43	59	+31	30	10	0	4	180	8.9
Scott Niedermayer	Anaheim	82	14	45	59	-8	70	9	0	2	178	7.9
Brian Rafalski	Detroit	78	10	49	59	+17	20	5	0	1	141	7.1
Dan Boyle	San Jose	77	16	41	57	+6	52	8	0	4	213	7.5
Mark Streit	NY Islanders	74	16	40	56	+6	62	10	1	1	150	10.7
Sheldon Souray	Edmonton	81	23	30	53	+1	98	12	1	5	268	8.6
Shea Weber	Nashville	81	23	30	53	+1	80	10	1	4	251	9.2
Brian Campbell	Chicago	82	7	45	52	+5	22	4	0	1	108	6.5
Niklas Kronvall	Detroit	80	6	45	51	+2	50	4	0	1	121	5.0
Zdeno Chara	Boston	80	19	31	50	+23	95	11	0	3	216	8.8
Dennis Wideman	Boston	79	13	35	50	+32	34	6	1	2	169	7.7
Chris Pronger	Anaheim	82	11	37	48	0	88	4	0	2	196	5.6

INDIVIDUAL LEADERS

GOAL SCORING

NAME	TEAM	GP	G
Alexander Ovechkin	Washington	79	56
Jeff Carter	Philadelphia	82	46
Zach Parise	New Jersey	82	45
Washington		66	
Thomas Vanek	Buffalo	73	40
Marian Hossa	Detroit	74	40
Rick Nash	Columbus	78	40
Eric Staal	Carolina	82	40
Mike Cammalleri	Calgary	81	39
Dany Heatley	Ottawa	82	39
Patrick Marleau	San Jose	76	38
Phil Kessel	Boston	70	36
Loui Eriksson	Dallas	82	36
Jarome Iginla	Calgary	82	35
Evgeni Malkin	Pittsburgh	82	35
Alexander Semin	Washington	62	34
Johan Franzen	Detroit	71	34
Simon Gagne	Philadelphia	79	34
Jonathan Toews	Chicago	82	34

ASSISTS

NAME	TEAM	GP	A
Evgeni Malkin	Pittsburgh	82	78
Sidney Crosby	Pittsburgh	77	70
Ilya Kovalchuk	Atlanta	79	43
Nicklas Backstrom			
Pavel Datsyuk	Detroit	81	65
Marc Savard	Boston	82	63
Joe Thornton	San Jose	82	61
Henrik Sedin	Vancouver	82	60
Mike Ribeiro	Dallas	82	56
Alexander Ovechkin	Washington	79	54
Jarome Iginla	Calgary	82	54
Ray Whitney	Carolina	82	53
Andrei Markov	Montreal	78	52
Todd White	Atlanta	82	51
Daniel Sedin	Vancouver	82	51
David Krejci	Boston	82	51
Daniel Alfredsson	Ottawa	79	50
Mike Richards	Philadelphia	79	50
Vyacheslav Kozlov	Atlanta	82	50
Martin St. Louis	Tampa Bay	82	50



NHL STATISTICAL LEADERS

POWER PLAY GOALS

NAME	TEAM	GP	PPG
Thomas Vanek	Buffalo	73	20
Alexander Ovechkin	Washington	79	19
Mike Cammalleri	Calgary	81	19
Mike Green	Washington	68	18
Teemu Selanne	Anaheim	65	16
Brad Boyes	St. Louis	82	16
Dany Heatley	Ottawa	82	15
Keith Tkachuk	St. Louis	79	14
Eric Staal	Carolina	82	14
Zach Parise	New Jersey	82	14
Evgeni Malkin	Pittsburgh	82	14
Nicklas Backstrom	Washington	82	14

GAME WINNING GOALS

NAME	TEAM	GP	GW
Jeff Carter	Philadelphia	82	12
Brad Boyes	St. Louis	82	11
Petr Sykora	Pittsburgh	76	10
Patrick Marleau	San Jose	76	10
Alexander Ovechkin	Washington	79	10

INDIVIDUAL ROOKIE SCORING LEADERS

PLAYER	TEAM	GP	G	A	PTS	+/-	PIM	PP	SH	GW	S	PCTG
Bobby Ryan	Anaheim	64	31	26	57	+13	33	12	0	3	174	17.8
Kris Versteeg	Chicago	78	22	31	53	+15	55	6	4	3	139	15.8
Mikhail Grabovski	Toronto	78	20	28	48	-8	92	6	0	2	120	16.7
Patrik Berglund	St. Louis	76	21	26	47	+19	16	7	0	1	143	14.7
Steven Stamkos	Tampa Bay	79	23	23	46	-13	39	9	0	1	181	12.7
Michael Frolik	Florida	79	21	24	45	+10	22	1	0	2	158	13.3
Blake Wheeler	Boston	81	21	24	45	+36	46	3	2	3	150	14.0
Kyle Okposo	NY Islanders	65	18	21	39	-6	36	9	0	3	165	10.9
T.J. Oshie	St. Louis	57	14	25	39	+16	30	6	1	1	101	13.9
Jakub Voracek	Columbus	80	9	29	38	+11	44	0	0	1	101	8.9
James Neal	Dallas	77	24	13	37	-11	51	9	0	2	171	14.0
Andrew Ebbett	Anaheim	48	8	24	32	+8	24	6	0	0	100	8.0

GOAL SCORING

NAME	TEAM	GP	G
Bobby Ryan	Anaheim	64	31
James Neal	Dallas	77	24
Steven Stamkos	Tampa Bay	79	23
Kris Versteeg	Chicago	78	22
Patrik Berglund	St. Louis	76	21
Michael Frolik	Florida	79	21
Blake Wheeler	Boston	81	21
Mikhail Grabovski	Toronto	78	20
Kyle Okposo	NY Islanders	65	18
Fabian Brunnstrom	Dallas	55	17
Nikolai Kulemin	Toronto	73	15
T.J. Oshie	St. Louis	57	14
Matt D'agostini	Montreal	53	12
John Mitchell	Toronto	76	12
Brandon Crombeen	Dal-Stl	81	12

ASSISTS

NAME	TEAM	GP	A
Kris Versteeg	Chicago	78	31
Jakub Voracek	Columbus	80	29
Mikhail Grabovski	Toronto	78	28
Bobby Ryan	Anaheim	64	26
Patrik Berglund	St. Louis	76	26
T.J. Oshie	St. Louis	57	25
Andrew Ebbett	Anaheim	48	24
Michael Frolik	Florida	79	24
Blake Wheeler	Boston	81	24
Steven Stamkos	Tampa Bay	79	23
Matt Hunwick	Boston	53	21
Kyle Okposo	NY Islanders	65	21
Drew Doughty	Los Angeles	81	21
Claude Giroux	Philadelphia	42	18
Josh Bailey	NY Islanders	68	18

GAME WINNING GOALS

NAME	TEAM	GP	GW
Fabian Brunnstrom	Dallas	55	5
Kyle Turris	Phoenix	63	3
Bobby Ryan	Anaheim	64	3
Kyle Okposo	NY Islanders	65	3
Kris Versteeg	Chicago	78	3
Mikkel Boedker	Phoenix	78	3
Brandon Crombeen	Dal-Stl	81	3
Blake Wheeler	Boston	81	3

SHOTS

NAME	TEAM	GP	S
Steven Stamkos	Tampa Bay	79	181
Bobby Ryan	Anaheim	64	174
James Neal	Dallas	77	171
Kyle Okposo	NY Islanders	65	165
Michael Frolik	Florida	79	158

ANAHEIM DUCKS

RECORD BOOK



2008-09 Record (most recent)

7 - Two times (last: 3/25/09 @ COL)
8 - 2/17/08 vs. ATL
13 - 10/31/08 vs. VAN
4 - Two times (last: 3/25/09 @ COL, second)
4 - Three times (last: 2/26/09 @ BOS; second)
4 - 3/22/09 vs. PHX
3 - Two times (last: 11/19/08 vs. WSH)
1 - Six times (last: 4/5/09 vs. SJ)
2 - Two times (last: 2/15/09 vs. ATL)

54 - 3/27/09 vs. EDM
53 - 12/19/08 @ EDM
89 - 12/19/08 @ EDM
24 - 3/27/09 vs. EDM
22 - 10/25/08 @ MTL (third)
13 - 2/21/09 @ CBJ
14 - 1/21/09 @ NYI
0 - 10/21/08 @ TOR (third)
1 - 1/21/09 @ NYI (third)

52 - 4/5/09 vs. SJ
36 - Two times (last: 3/27/09 vs. EDM)
82 - Two times (last: 4/6/09 vs. SJ)
5 - 3/25/09 @ COL (7-2 W)
6 - 2/26/09 @ BOS (6-0 L)
5 - Two times (last: 3/18/09 - 3/25/09)
5 - 11/24/08 - 12/14/08
6 - 3/19/09 - 4/4/09
4 - 10/9/08 - 10/15/08
9 - 10/21/08 - 11/5/08
4 - 10/9/08 - 10/15/08

Individual 2008-09 Records

3 - Twice, B. Ryan (1/8/09 vs. LA) and T. Selanne (10/29/08 vs. DET)
3 - Three players, last: Kovalchuk (2/15 vs. ATL)
2 - Several times
3 - I. Kovalchuk (2/15/09 vs. ATL; second)

5 - R. Getzlaf (10/29/08 vs. DET)
3 - Three times, last: Richards (1/2/09 vs. PHI)
2 - 20 times most assists, period
3 - Twice, last: Ovechkin (11/19/08 vs. WSH)

5 - Twice, last: Perry (10/31/08 vs. VAN; 1-4=5)
4 - Three times, last: Reinprecht (4/11 @ PHX; 2-2=4)
2 - Several players
3 - Three times, last: Reinprecht (4/11 @ PHX; 2nd)

11 - R. Getzlaf (11/9/08 vs. FLA)
13 - T. Plekanec (10/25/08 @ MTL)

17 - M. Brown (2/26/09 @ BOS)
21 - T. Daley (2/28/09 @ DAL)
5 - B. Ryan (1/17/09 - 1/28/09, 5-1=6)
8 - R. Getzlaf (10/25/08 - 11/7/08, 5-12=17)
10 - Getzlaf (1/2/09 - 1/20/09, 3-11=14)
35:43 - C. Pronger (3/11/09 vs. VAN)
51 - J. Hiller (12/19/08 @ EDM, 51-of-53)
51 - D. Roloson (3/27/09 vs. EDM, 51-of-54)
7 - J. Hiller (3/19/09 - 4/4/09)
5 - J. Giguere (11/7/08 - 11/21/08)
7 - Two times (last: J. Hiller, 3/19/09 - 4/4/09)

GOALS

most goals scored, game
most goals against, game
most combined goals by both teams, game
most goals scored, period
most goals against, period
most power play goals scored, game
most power play goals against, game
most shorthanded goals scored, game
most shorthanded goals against, game

SHOTS

most shots, game
most shots against, game
most combined shots by both teams, game
most shots, period
most shots against, period
fewest shots, game
fewest shots against, game
fewest shots, period (not OT)
fewest shots against, period (not OT)

MISCELLANEOUS

most penalty minutes, game
most penalty minutes by opponent, game
most combined PIMs by both teams, game
largest margin of victory
largest margin of defeat
longest winning streak (games)
longest home winning streak
longest road winning streak
longest losing streak (games)
longest standings point streak (games)
longest winless streak (games)

GOALS

most goals scored, game
most goals by an opponent, game
most goals scored, period
most goals by an opponent, period

ASSISTS

most assists, game
most assists by an opponent, game
4 - P. Kariya (12/16/98 vs. NSH)
most assists by an opponent, period

POINTS

most points, game
points by an opponent, game
most points, period
most points by an opponent, period

SHOTS

most shots, game
most shots by an opponent, game

MISCELLANEOUS

most PIM, game
most PIM by an opponent, game
longest goal-scoring streak
longest assist streak
longest point-scoring streak
most TOI, game
most saves (goalie), game
most saves by an opposing goalie, game
longest winning streak (goalie)
longest losing streak (goalie)
longest streak without a regulation loss

All-Time Ducks Record (most recent)

8 - Two times (3/21/04 vs. DET, 8-6 W)
9 - 2/1/95 @ DAL
14 - 3/21/04 vs. DET, 8-6 W
5 - Two times (1/23/04 vs. MIN)
5 - Seven times (11/15/06 vs. PHI)
4 - Four times, (3/22/09 vs. PHX)
4 - Four times, (12/14/07 vs. MIN)
3 - 12/20/96 vs. CGY
3 - 10/18/96 vs. SJ

54 - 3/27/09 vs. EDM
57 - 3/22/04 vs. DET
89 - 12/19/08 ANA (36) @ EDM (53)
26 - 1/1/94 @ FLA (third)
24 - 2/3/95 vs. DET (second)
12 - Two times, last: 10/22/96 @ PHI
11 - 1/23/04 vs. MIN
0 - Three times, last: 10/21/08 @ TOR (third)
0 - 4/1/00 @ LA (first)

107 - 12/8/01 @ CGY
202 - 12/8/01 @ CGY
309 - 12/8/01 @ CGY
7 - 12/20/96 vs. CGY (7-0 W)
8 - 3/21/01 @ DAL (8-0 L)
7 - 2/20/99 - 3/7/99
10 - 2/17/08 - 3/26/08
7 - 11/28/06 - 12/13/06
8 - 10/12/96 - 10/30/96
16 - 10/6/06 - 11/9/06 (28 pts.)
9 - Three times, last: 11/7/01-11/24/01; 0-7-2

All-Time Ducks Records

3 - 25 times, last: T. Selanne (10/29/08 vs. DET)
4 - Three times, last: B. Hull (3/21/01 @ DAL)
3 - Four times, last: V. Prospal (1/23/04 vs. MIN)
3 - Seven times, last: I. Kovalchuk (2/15/09 vs. ATL; 2nd)

5 - Three times, last: R. Getzlaf (10/29/08 vs. DET)
4 - 10 times, last: C. Conroy (1/19 vs. CAL)

4 - A. Oates (3/24/94 @ BOS)

5 - 12 times, last: C. Perry (10/31/08 vs. VAN; 1-4=5)
6 - M. Modano (2/1/95 @ DAL; 2-4=6)
4 - Four times, last: T. Selanne (3/29/07 @ CBJ; 1-3=4)
4 - Two times, last: O. Nolan (12/19/95 vs. SJ)

12 - Three times, last: P. Kariya (3/10/99 vs. VAN)
13 - T. Plekanec (10/25/08 @ MTL)

37 - T. Ewen (2/25/96 vs. SJ)
26 - D. Vial (12/15/95 vs. OTT)
11 - T. Selanne (10/21/97 - 11/10/97)
8 - S. Niedermayer (12/26/06 - 1/11/07)
17 - T. Selanne, 15-14=29 (2/3/99 - 3/10/99)
35:51 - S. Niedermayer (1/9/07 @ NSH)
51 - Three times, J. Hiller (12/19/08 @ EDM, 51-of-53)
51 - D. Roloson (3/27/09 vs. EDM, 51-of-54)
7 - G. Hebert (2/25-3/22/95) & J. Hiller (3/19/09 - 4/4/09)
7 - M. Shtalenkov (12/17/95 - 2/15/96)
12 - G. Hebert (2/22/97 - 3/19/97, 7-0-5)

PLAYOFF HISTORY



ANAHEIM DUCKS

PLAYOFF RECORDS



INDIVIDUAL

MOST GOALS

Career	22	Teemu Selanne, 1996-01 & 2005-08 (58 games)
Playoff Season	10	Andy McDonald, 2007 (21 games)
Series	6	Joffrey Lupul, 2006 CSF vs. COL (4 games)
Game	4	Joffrey Lupul, Game 3 of CSF on May 9, 2006 @ COL
Period	2	Five times: Paul Kariya, second period of Game 3 of WCF, May 14, 2003 vs. MIN; Steve Rucchin, first period of Game 6 of SCF, June 7, 2003 vs. NJ; Joffrey Lupul, second period of Game 3 of CSF, May 9, 2006 @ COL; Andy McDonald (twice) first period of Game 1 of CSF on Apr. 25, 2007 vs. VAN & first period of Game 4 of SCF on June, 4, 2007 @ OTT

MOST ASSISTS

Career	25	Teemu Selanne, 1996-01 & 2005-08 (58 games)
Playoff Season	12	Chris Pronger, 2007 (19 games)
Series	6	Dmitri Mironov, 1997 CQF vs. PHX (7 games)
Game	3	Four times: Steve Rucchin, Game 1 of CQF, Apr. 21, 1999 @ DET; Petr Sykora, Game 2 of CSF, Apr. 26, 2003 @ DAL; Dustin Penner, Game 3 of CSF, May 9, 2006 @ COL; Chris Kunitz, Game 1 of CSF, Apr. 25, 2007 vs. VAN
Period	3	Chris Kunitz, first period of Game 1 of CSF, Apr. 25, 2007 vs. VAN

MOST POINTS

Career	47	Teemu Selanne (20-23=43), 1996-01 & 2005-08 (58 games)
Playoff Season	17	Ryan Getzlaf (7-10=17), 2007 (21 games)
Series	9	Paul Kariya (5-4=9), 1997 CQF vs. PHX (7 games)
Game	4	Two times: Joffrey Lupul (4-0=4), Game 3 of CSF on May 9, 2006 @ COL; Andy McDonald (3-1=4), Game 1 of CSF on Apr. 25, 2007 vs. VAN
Period	3	Three times: Teemu Selanne (1-2=3), second period of Game 1 of CSF, May 5, 2006 vs. COL; Chris Kunitz (0-3=3), first period of Game 1 of CSF, Apr. 25, 2007 vs. VAN; Andy McDonald (2-1=3), first period of Game 1 of CSF, Apr. 25, 2007 vs. VAN

MOST GAMES

Career	64	Samuel Pahlsson, 2002-08
Playoff Season	21	17 players in 2003 & 11 players in 2007

MOST SHOTS

Career	178	Teemu Selanne, 1996-01 & 2005-08 (58 games)
Playoff Season	64	Andy McDonald, 2007 (21 games)
Series	40	Paul Kariya, 1997 CQF vs. PHX (7 games)
Game	11	Paul Kariya, Game 2 of CSF, May 4, 1997 @ DET
Period	5	Three times: last, Andy McDonald, in second period of Game 4 of CQF on Apr. 27, 2006 vs. CGY

MOST PENALTY MINUTES

Career	67	Rob Niedermayer, 2003-08 (60 games)
Playoff Season	39	Rob Niedermayer, 2007 (21 games)
Series	30	Stu Grimson, 1999 CQF vs. DET (3 games)
Game	20	Brad May, Game 4 of CQF, Apr. 17, 2007 @ MIN
Period	20	Brad May, third period of Game 4 of CQF on Apr. 17, 2007 @ MIN

LONGEST PLAYOFF SCORING STREAKS

Point Streak	7 games	Dmitri Mironov (0-8=8), Apr. 24-May 8, 1997
Goal Streak	3 games	Two times: Teemu Selanne (3-2=5), May 1-5, 2006; Joffrey Lupul (6-0=6), May 5-9, 2006
Assist Streak	7 games	Dmitri Mironov (0-8=8), Apr. 24-May 8, 1997



ANAHEIM DUCKS

PLAYOFF RECORDS

MOST MINUTES PLAYED (GOALIES)

Career	3150	Jean-Sebastien Giguere, 2003-08 (51 games)
Playoff Season	1407	Jean-Sebastien Giguere, 2003 (21 games)
Series	426	Two times: Guy Hebert, 1997 CQF vs. PHX (7 games); Jean-Sebastien Giguere, 2003 SCF vs. NJ (7 games)
Game	140:48	Jean-Sebastien Giguere, Game 1 of CSF on Apr. 24, 2003 vs. DAL (5 OT)

MOST SHUTOUTS

Career	6	Jean-Sebastien Giguere, 2003-08 (51 games)
Playoff Season	5	Jean-Sebastien Giguere, 2003 (21 games)
Series	3	Jean-Sebastien Giguere, 2003 WCF vs. MIN (4 games)

MOST SAVES

Career	1357	Jean-Sebastien Giguere, 2003-08 (51 games)
Playoff Season	659	Jean-Sebastien Giguere, 2003 (21 games)
Series	189	Jean-Sebastien Giguere, 2003 CSF vs. DAL (6 games)
Game	70	Mikhail Shtalenkov, Game 4 of CSF, May 8, 1997 vs. DET (2 OT)
Period	21	Mikhail Shtalenkov, second period of Game 3 of CSF, May 6, 1997 vs. DET
Overtime	20	Jean-Sebastien Giguere, first OT period of Game 1 of CQF, Apr. 10, 2003 @ DET

MOST SHOTS FACED

Career	1467	Jean-Sebastien Giguere, 2003-08 (51 games)
Playoff Season	697	Jean-Sebastien Giguere, 2003 (21 games)
Series	202	Jean-Sebastien Giguere, 2003 CSF vs. DAL (6 games)
Game	73	Mikhail Shtalenkov, Game 4 of CSF, May 8, 1997 vs. DET (2 OT)
Period	23	Mikhail Shtalenkov, second period of Game 3 of CSF, May 6, 1997 vs. DET
Overtime	20	Jean-Sebastien Giguere, first OT period of Game 1 of CQF, Apr. 10, 2003 @ DET

LOWEST GOALS-AGAINST-AVERAGE

Career	1.68	Ilya Bryzgalov, 2006-07 (16 games)
Playoff Season	1.46	Ilya Bryzgalov, 2006 (11 games)
Series	0.22	Jean-Sebastien Giguere, 2003 WCF vs. MIN (4 games)

HIGHEST SAVE PERCENTAGE

Career	.937	Ilya Bryzgalov, 2006-07 (16 games)
Playoff Season	945	Jean-Sebastien Giguere, 2003 (21 games)
Series	992	Jean-Sebastien Giguere, 2003 WCF vs. MIN (4 games), stopped 122-of-123 shots

GOALTENDING STREAKS

Most consecutive games played	21	Jean-Sebastien Giguere, Apr. 10, 2003-June 9, 2003
Most consecutive starts	21	Jean-Sebastien Giguere, Apr. 10, 2003-June 9, 2003
Most consecutive shutouts	3	Two times: Jean-Sebastien Giguere, Game 1 of WCF on May 10, 2003 @ MIN, Game 2 of WCF on May 12, 2003 @ MIN, Game 3 of WCF on May 14, 2003 vs. MIN; Ilya Bryzgalov, Game 7 of CQF on May 3, 2006 vs. CGY, Game 1 of CSF on May 5, 2006 vs. COL, Game 2 of CSF on May 7, 2006 vs. COL
Longest winning streak	6 games	Two times: Jean-Sebastien Giguere, Apr. 10, 2003-Apr. 26, 2003; Ilya Bryzgalov, May 1, 2006-May 11, 2006
Longest losing streak	3 games	Four times: last, Ilya Bryzgalov, May 19, 2006-May 23, 2006
Longest shutout sequence	249:15	Ilya Bryzgalov, Game 7 of CQF on May 3, 2006 vs. CGY through Game 2 of CSF on May 7, 2006 vs. COL, spanning 5 games

ANAHEIM DUCKS

PLAYOFF RECORDS



TEAM

MOST GOALS

Playoff Season	58	2007 (21 games)
Series	17	Two times: 1997 CQF vs. PHX (7 games) & 2006 CQF vs. CGY (7 games)
Game	6	Two times: Game 4 of WCF, May 25, 2006 @ EDM; Game 5 of SCF, June 6, 2007 vs. OTT
Period	4	Two times: second period of Game 1 of CSF, May 5, 2006 vs. COL; third period of Game 3 of WCF, May 23, 2006 @ EDM

MOST SHOTS

Playoff Season	698	2007 (21 games)
Series	222	1997 CQF vs. PHX (7 games)
Game	63	Game 5 of CSF, May 3, 2007 vs. VAN
Period	25	First period of Game 4 of WCF, May 25, 2006 @ EDM
Overtime Period	13	First OT period of Game 2 of CSF, May 4, 1997 @ DET

MOST PENALTY MINUTES

Playoff Season	399	2007 (21 games)
Series	125	2006 CQF vs. CGY (7 games)
Game	54	Game 4 of CQF, Apr. 17, 2007 @ MIN
Period	48	Third period of Game 4 of CQF, Apr. 17, 2007 @ MIN

FEWEST SHOTS

Playoff Season	115	1999 (4 games)
Series	108	2003 WCF vs. MIN (4 games)
Game	15	Two times: Game 5 of CSF, May 3, 2003 @ DAL; Game 3 of CQF, Apr. 15, 2008 @ DAL
Period	2	Three times: second period of Game 2 of SCF, May 29, 2003 @ NJ; second period of Game 3 of WCF, May 15, 2007 vs. DET; first period of Game 4 of SCF, June 4, 2007 @ OTT
Overtime Period	0	First OT period of Game 1 of CSF, May 2, 1997 @ DET

OPPONENT INDIVIDUAL RECORDS

MOST GOALS

Series	6	Keith Tkachuk, 1997 CQF vs. PHX (7 games)
Game	3	Steve Yzerman, Game 1 of CQF on Apr. 21, 1999 @ DET
Period	2	Seven times: last, Brendan Morrow, second period of Game 3 of CQF on Apr. 15, 2008 @ DAL

MOST ASSISTS

Series	7	Cliff Ronning, 1997 CQF vs. PHX (7 games)
Game	3	Three times: last, Mikael Samuelsson, Game 6 of WCF on May 22, 2007 vs. DET
Period	3	Mikael Samuelsson,

MOST POINTS

Series	8	Jarome Iginla (5-3=8), 2006 CWF vs. CGY (7 games)
Game	3	Several times
Period	3	Two times: last, Mikael Samuelsson (0-3=3), third period of Game 6 of WCF on May 22, 2007 vs. DET

MOST SHOTS

Series	37	Keith Tkachuk, 1997 CQF vs. PHX (7 games)
Game	13	Nicklas Lidstrom, Game 4 of CSF, May 8, 1997 vs. DET (2 OT)
Period	6	Nicklas Lidstrom, second period of Game 3 of CSF, May 6, 1997 vs. DET

MOST PENALTY MINUTES

Series	29	Dan Hinote, 2006 CSF vs. COL (4 games)
Game	27	Dan Hinote, Game 1 of CST, May 5, 2006 vs. COL
Period	27	Dan Hinote, third period of Game 1 of CSF, May 5, 2006 vs. COL

MOST MINUTES PLAYED (GOALIES)

Series	444	Marty Turco, 2003 CSF vs. DAL (6 games)
Game	140:48	Marty Turco, Game 1 of CSF, Apr. 24, 2003 @ DAL (5 OT)

MOST SHUTOUTS

Series	3	Martin Brodeur, 2003 SCF vs. NJ
--------	---	---------------------------------

MOST SAVES

Series	207	Nikolai Khabibulin, 1997 CQF vs. PHX (7 games)
Game	56	Roberto Luongo, Game 5 of CSF, May 3, 2007 vs. VAN (2 OT)
Period	22	Dwayne Roloson, first period of Game 4 of WCF, May 25, 2006 @ EDM
Overtime Period	13	Mike Vernon, first OT period of Game 2 of CSF, May 4, 1997



ANAHEIM DUCKS

PLAYOFF RECORDS

MOST SHOTS FACED

Series	222	Nikolai Khabibulin, 1997 CQF vs. PHX (7 games)
Game	58	Roberto Luongo, Game 5 of CSF, May 3, 2007 vs. VAN (2 OT)
Period	25	Dwayne Roloson, first period of Game 4 of WCF, May 25, 2006 @ EDM
Overtime Period	13	Mike Vernon, first OT period of Game 2 of CSF, May 4, 199

LOWEST GOALS-AGAINST-AVERAGE

Series	1.37	Manny Fernandez, 2003 WCF vs. MIN (3 games)
--------	------	---

OPPONENT TEAM RECORDS

MOST GOALS

Series	20	2008 CQF vs. DAL (6 games)
Game	6	Game 5 of SCF, June 5, 2003 @ NJ
Period	4	Three times: first period of Game 2 of CQF, Apr. 23, 1999 @ DET; third period of Game 3 of WCF, May 23, 2006 @ EDM; third period of Game 6 of CQF, Apr. 20, 2008 @ DAL

MOST SHOTS

Series	223	1997 CSF vs. DET (4 games)
Game	73	Game 4 of CSF, May 8, 1997 vs. DET (2 OT)
Period	23	Second period of Game 3 of CSF, May 6, 1997 vs. DET
Overtime Period	20	First OT period of Game 1 of CQF, Apr. 10, 2003 @ DET

MOST PENALTY MINUTES

Series	127	2006 CQF vs. CGY (7 games)
Game	52	Game 1 of CSF, May 5, 2006 vs. COL
Period	27	Third period of Game 1 of CSF, May 5, 2006 vs. COL

FEWEST SHOTS

Series	101	2007 SCF vs. OTT (5 games)
Game	13	Game 5 of SCF, June 6, 2007 vs. OTT
Period	3	Four times: last, first period of Game 5 of SCF, June 6, 2007 vs. OTT
Overtime Period	0	Two times: Game 4 of CQF, Apr. 27, 2006 vs. CGY; Game 4 of CSF, May 1, 2007 @ VAN

TWO-TEAM SINGLE-GAME HIGHS & LOWS

MOST GOALS

Game	9	Three times: Game 5 of SCF, ANA (3) @ NJ (6), June 5, 2003; Game 3 of WCF, ANA (4) @ EDM (5), May 23, 2006; Game 4 of WCF, ANA (6) @ EDM (3), May 25, 2006
Period	8	Third period of Game 4 of WCF, ANA (4) @ EDM (4), May 23, 2006

MOST SHOTS

Game	122	Game 2 of CSF, ANA (51) vs. DET (71), May 4, 1997 (3 OT)
Period	33	Two times: second period of Game 5 of CQF, ANA (22) vs. MIN (11), Apr. 19, 2007; second period of Game 2 of CSF, ANA (17) vs. VAN (16), Apr. 27, 2007
Overtime Period	26	Two times: first and second periods of Game 2 of CSF, May 4, 1997 @ DET

MOST PENALTY MINUTES

Game	90	Game 3 of CQF, ANA (45) @ PHX (45), Apr. 20, 1997
Period	62	Third period of Game 4 of CQF, ANA (48) @ MIN (14), Apr. 17, 2007

FEWEST GOALS

Game	1	Four times: Game 4 of CSF, ANA (1) vs. DAL (0), Apr. 30, 2003; Game 1 of WCF, ANA (1) @ MIN (0), May 10, 2003 (2 OT); Game 4 of SCF, ANA (1) vs. NJ (0), June 2, 2003 (OT); Game 2 of SCF, ANA (1) vs. OTT (0), May 30, 2007
------	---	--

FEWEST SHOTS

Game	31	Game 5 of SCF, ANA (18) vs. OTT (13), June 6, 2007
Period	8	Two times: second period of Game 2 of SCF, ANA (2) @ NJ (6), May 29, 2003; first period of Game 5 of SCF, ANA (5) vs. OTT (3), June 6, 2007
Overtime Period	1	Three times: first OT period of Game 2 of CSF, ANA (0) @ DET (1), May 2, 1997; fifth OT period of Game 1 of CSF, ANA (1) @ DAL (0), Apr. 24, 2003; first OT period in Game 2 of CSF, ANA (1) @ DAL (0), Apr. 26, 2003; first OT period of Game 4 of CQF, ANA (3) vs. CGY (2), Apr. 27, 2006

FEWEST POWER PLAY OPPORTUNITIES

Game	3	Three times: Game 7 of CQF, ANA (0-2) vs. PHX (0-1), Apr. 29, 1997; Game 1 of SCF, ANA (0-2) @ NJ (1-1), May 27, 2003; Game 7 of SCF, ANA (0-1) @ NJ (0-2), June 9, 2003
------	---	--

FEWEST PENALTY MINUTES

Game	6	Three times: Game 7 of CQF, ANA (2) vs. PHX (4), Apr. 29, 1997; Game 1 of SCF, ANA (2) @ NJ (4), May 27, 2003; Game 7 of SCF, ANA (4) @ NJ (2), June 9, 2003
------	---	--

ANAHEIM DUCKS

ALL-TIME PLAYOFF GAME-BY-GAME



2008 Anaheim Ducks Playoff Game-by-Game

Date	Team	W/L/T/O	Record	GF- GA	Scorers	W Goal	PP	PK	SF - SA	W - L Gtldr	Attend.
04/10/2008	Dallas	L	00-01	0-4	-	29	0-3	4-7	23-37	35-35	17191+
04/12/2008	Dallas	L	00-02	2-5	8p, 32	9	1-6	2-6	22-30	35-35	17181+
04/15/2008	@ Dallas	W	01-02	4-2	22, 15, 25p, 25p	25	2-4	2-7	15-33	35-35	18532
04/17/2008	@ Dallas	L	01-03	1-3	11	14	0-5	0-6	28-20	35-35	18532
04/18/2008	Dallas	W	02-03	5-2	10, 15p, 8p, 21, 22	8	2-3	0-7	32-42	35-35	17199+
04/20/2008	@ Dallas	L	02-04	1-4	10	14	0-3	2-5	18-26	35-35	18532

2007 Anaheim Ducks Playoff Game-by-Game

Date	Team	W/L/T/O	Record	GF- GA	Scorers	W Goal	PP	PK	SF - SA	W - L Gtldr	Attend.
04/11/2007	Minnesota	W	01-00	2-1	8,17	17	0-3	4-4	34-25	30 - 32	17180+
04/13/2007	Minnesota	W	02-00	3-2	23p,23p,15s	15	2-4	6-6	25-32	30 - 32	17324+
04/15/2007	@ Minnesota	W	03-00	2-1	19p,44	44	1-4	4-5	19-20	30 - 32	19224
04/17/2007	@ Minnesota	L	03-01	1-4	25p	10	1-4	6-7	29-40	32 - 30	19174
04/19/2007	Minnesota	W	04-01	4-1	25,15p,10,32	15	1-4	5-5	39-27	35 - 32	17318+
04/25/2007	Vancouver	W	05-01	5-1	19p,8,19,15,19p	8	2-9	7-7	37-27	35 - 1	17250+
04/27/2007	Vancouver	L*	05-02	1-2	32	20	0-7	5-5	44-49	1 - 35	17392+
04/29/2007	@ Vancouver	W	06-02	3-2	17,23p,10p	10	2-5	7-8	24-26	35 - 1	18630
05/01/2007	@ Vancouver	W*	07-02	3-2	25,8,32	32	0-8	3-3	30-26	35 - 1	18630
05/03/2007	Vancouver	W*	08-02	2-1	26,27	27	0-7	6-6	63-27	35 - 1	17407+
05/11/2007	@ Detroit	L	08-03	1-2	14	96	0-7	2-4	32-19	39 - 35	19939
05/13/2007	@ Detroit	W*	09-03	4-3	44,19,32,27	27	0-5	5-7	33-27	35 - 39	19620
05/15/2007	Detroit	L	09-04	0-5	-	93	0-4	8-9	29-28	39 - 35	17358+
05/17/2007	Detroit	W	10-04	5-3	10,5p,8,15p,44	15	2-5	4-6	23-39	35 - 39	17375+
05/20/2007	@ Detroit	W*	11-04	2-1	27p,8	8	1-5	7-7	26-37	35 - 39	20003
05/22/2007	Detroit	W	12-04	4-3	44s,10,15p,26	26	1-4	5-7	29-29	35 - 39	17380+
05/28/2007	Ottawa	W	13-04	3-2	19,15,32	32	0-4	5-7	32-20	35 - 1	17274+
05/30/2007	Ottawa	W	14-04	1-0	26	26	0-4	4-4	31-16	35 - 1	17258+
06/02/2007	@ Ottawa	L	14-05	3-5	19p,10,15	37	1-3	6-7	22-29	1 - 35	20500
06/04/2007	@ Ottawa	W	15-05	3-2	19,19,17	17	0-3	3-4	21-23	35 - 1	20500
06/06/2007	Ottawa	W	16-05	6-2	19p,44,32,23p,32,10	32	2-6	3-3	18-13	35 - 1	17372+

2006 Mighty Ducks of Anaheim Playoff Game-by-Game

Date	Team	W/L/T/O	Record	GF- GA	Scorers	W Goal	PP	PK	SF - SA	W - L Gtldr	Attend.
04/21/2006	@ Calgary	L*	00-01	1-2	12	25	0-5	5-5	34-40	34-30	19289
04/23/2006	@ Calgary	W	01-01	4-3	38, 27s, 15, 26	26	0-6	10-12	20-25	35-34	19289
04/25/2006	Calgary	L	01-02	2-5	23p, 23p	19	2-9	4-7	29-24	34-35	17174+
04/27/2006	Calgary	W*	02-02	3-2	51, 13p, 21	21	1-7	6-6	30-27	35-34	17174+
04/29/2006	@ Calgary	L	02-03	2-3	19p, 44p	12	2-6	3-4	28-27	34-35	19289
05/01/2006	Calgary	W	03-03	2-1	13, 27p	27	1-9	5-5	30-22	30-34	16594
05/03/2006	@ Calgary	W	04-03	3-0	13, 24, 12	13	0-2	4-4	32-22	30-34	19289
05/05/2006	Colorado	W	05-03	5-0	26, 38, 13, 15p, 32	26	1-5	5-5	34-29	30-60	17174+
05/07/2006	Colorado	W	06-03	3-0	51p, 24, 15	51	1-6	6-6	35-22	30-60	17294+
05/09/2006	@ Colorado	W*	07-03	4-3	15, 15, 15, 15	15	0-5	8-8	39-29	30-60	18007
05/11/2006	@ Colorado	W	08-03	4-1	22, 13, 76, 22	13	0-3	5-5	34-41	30-60	18007
05/19/2006	Edmonton	L	08-04	1-3	19p	83	1-8	4-5	32-26	35-30	17174+
05/21/2006	Edmonton	L	08-05	1-3	12	34	0-5	2-3	34-25	35-30	17264+
05/23/2006	@ Edmonton	L	08-06	4-5	21, 13, 38, 22	34	0-7	6-8	38-22	35-30	16839
05/25/2006	@ Edmonton	W	09-06	6-3	76, 76, 51p, 24, 15, 15	24	1-8	6-7	46-23	35-35	16839
05/27/2006	Edmonton	L	09-07	1-2	23p	14	1-11	6-6	33-25	35-35	17174+

2003 Mighty Ducks of Anaheim Playoff Game-by-Game

Date	Team	W/L/T/O	Record	GF- GA	Scorers	W Goal	PP	PK	SF - SA	W - L Gtldr	Attend.
04/10/2003	@ Detroit	W*	01-00	2-1	77, 9	9	0-4	3-4	44-64	35-31	20058
04/12/2003	@ Detroit	W	02-00	3-2	23, 10, 32	32	0-3	2-2	23-36	35-31	20058
04/14/2003	Detroit	W	03-00	2-1	26, 23	23	0-3	3-4	26-37	35-31	17174+
04/16/2003	Detroit	W*	04-00	3-2	9, 10, 20	20	0-4	4-4	27-34	35-31	17174+
04/24/2003	@ Dallas	W*	05-00	4-3	10, 44s, 20, 39	39	0-3	3-3	54-63	35-35	18532
04/26/2003	@ Dallas	W*	06-00	3-2	77p, 44, 12	12	1-6	1-2	27-31	35-35	18532
04/28/2003	Dallas	L	06-01	1-2	20p	26	1-4	3-4	32-32	35-35	17174+
04/30/2003	Dallas	W	07-01	1-0	12p	12	1-5	5-5	22-28	35-35	17174+
05/03/2003	@ Dallas	L	07-02	1-4	9	14	0-6	2-2	15-25	35-35	18532
05/05/2003	Dallas	W	08-02	4-3	32p, 23, 24, 8	8	1-3	2-3	26-29	35-35	17174+
05/10/2003	@ Minnesota	W*	09-02	1-0	39	39	0-1	5-5	26-39	35-35	19350
05/12/2003	@ Minnesota	W	10-02	2-0	34s, 44s	34	0-3	3-3	22-24	35-30	19344
05/14/2003	Minnesota	W	11-02	4-0	20, 9, 23, 9	20	0-4	4-4	32-35	35-30	17174+
05/16/2003	Minnesota	W	12-02	2-1	77p, 77p	77	2-3	3-4	28-25	35-30	17174+
05/27/2003	@ New Jersey	L	12-03	0-3	-	12	0-2	1-1	16-30	30-35	19040
05/29/2003	@ New Jersey	L	12-04	0-3	-	26	0-3	3-4	16-25	30-35	19040
05/31/2003	New Jersey	W*	13-04	3-2	11, 8, 24	24	0-2	4-4	33-31	35-30	17174+
06/02/2003	New Jersey	W*	14-04	1-0	32	32	0-1	3-3	26-26	35-30	17174+
06/05/2003	@ New Jersey	L	14-04	3-6	39, 20, 26	20	0-1	4-4	23-37	30-35	19040
06/07/2003	New Jersey	W	15-04	5-2	20, 20, 32p, 9, 39	32	2-8	2-3	24-28	35-30	17174+
06/09/2003	@ New Jersey	L	15-05	0-3	-	16	0-1	2-2	24-25	30-35	19040



ANAHEIM DUCKS

ALL-TIME PLAYOFF GAME-BY-GAME

1999 Mighty Ducks of Anaheim Playoff Game-by-Game

Date	Team	W/L/T/O	Record	GF- GA	Scorers	W Goal	PP	PK	SF - SA	W - L Gtldr	Attend.
04/21/1999	@ Detroit	L	00-01	3-5	16p, 9, 8	17	1-5	5-6	29-37	30-35	19983
04/23/1999	@ Detroit	L	00-02	1-5	8p	14	1-5	6-9	31-36	30-31	19983
04/25/1999	Detroit	L	00-03	2-4	16p, 23p	19	2-6	4-6	24-24	30-31	17174+
04/27/1999	Detroit	L	00-04	0-3	-	96	0-4	1-2	31-38	30-31	17174+

1997 Mighty Ducks of Anaheim Playoff Game-by-Game

Date	Team	W/L/T/O	Record	GF- GA	Scorers	W Goal	PP	PK	SF - SA	W - L Gtldr	Attend.
04/16/1997	Phoenix	W	01-00	4-2	8p, 9, 8, 9	8	1-3	4-5	29-31	31-35	17174+
04/18/1997	Phoenix	W	02-00	4-2	15p, 36p, 36, 8	36	2-7	2-3	35-38	31-35	17174+
04/20/1997	@ Phoenix	L	02-01	1-4	9p	34	1-7	6-6	31-26	35-31	16210
04/22/1997	@ Phoenix	L	02-02	0-2	-	21	0-4	3-3	32-25	35-31	16210
04/24/1997	Phoenix	L	02-03	2-5	8, 8p	27	1-2	2-2	32-24	35-31	17174+
04/27/1997	@ Phoenix	W*	03-03	3-2	9p, 23, 9	9	1-4	4-5	39-21	31-35	16210
04/29/1997	Phoenix	W	04-03	3-0	33, 20, 14	33	0-2	1-1	26-31	31-35	17174+
05/02/1997	@ Detroit	L	04-04	1-2	9p	20	1-3	5-5	20-30	29-31	19983
05/04/1997	@ Detroit	L	04-05	2-3	17, 8	13	0-2	4-5	22-34	29-35	19983
05/06/1997	Detroit	L	04-06	3-5	9p, 8p, 13	91	2-3	3-5	23-49	29-35	17174+
05/08/1997	Detroit	L	04-07	2-3	14, 23p	14	1-3	4-4	37-73	29-35	17174+

*Overtime
+Sellout

ANAHEIM DUCKS

2008 PLAYOFF STATS



POS	NO.	PLAYER	AVG												
			GP	TOI	G	A	PTS	+/-	PIM	PP	SH	GW	OT	S	PCTG
D	25	CHRIS PRONGER	6	24:13	2	3	5	-1	12	2	0	1	0	12	16.7
C	15	RYAN GETZLAF	6	20:29	2	3	5	-2	6	1	0	0	0	14	14.3
R	8	TEEMU SELANNE	6	19:34	2	2	4	-1	6	2	0	1	0	20	10.0
R	10	COREY PERRY	3	14:54	2	1	3	1	8	0	0	0	0	7	28.6
C	22	TODD MARCHANT	6	17:39	2	0	2	1	0	0	0	0	0	8	25.0
D	21	SEAN O'DONNELL	6	15:31	1	1	2	3	2	0	0	0	0	3	33.3
L	32	TRAVIS MOEN	6	14:08	1	1	2	-1	2	0	0	0	0	4	25.0
D	27	SCOTT NIEDERMAYER	6	24:24	0	2	2	-2	4	0	0	0	0	7	.0
R	4	TODD BERTUZZI	6	14:14	0	2	2	-2	14	0	0	0	0	11	.0
L	14	CHRIS KUNITZ	6	18:30	0	2	2	-2	8	0	0	0	0	14	.0
D	11	MATHIEU SCHNEIDER	6	20:29	1	0	1	-3	8	0	0	0	0	7	14.3
C	39	DOUG WEIGHT	5	7:38	0	1	1	1	4	0	0	0	0	2	.0
G	35	J.S. GIGUERE	6	59:38	0	1	1	0	0	0	0	0	0	0	.0
D	40	KENT HUSKINS	6	14:34	0	1	1	-3	2	0	0	0	0	2	.0
R	16	GEORGE PARROS	1	2:42	0	0	0	0	0	0	0	0	0	0	.0
C	44	ROB NIEDERMAYER	2	13:46	0	0	0	-1	0	0	0	0	0	1	.0
C	17	BRIAN SUTHERBY	5	5:28	0	0	0	0	2	0	0	0	0	3	.0
L	24	BRAD MAY	6	6:55	0	0	0	1	4	0	0	0	0	6	.0
C	26	SAMUEL PAHLSSON	6	18:18	0	0	0	1	0	0	0	0	0	5	.0
D	23	FRANCOIS BEAUCHEMIN	6	21:01	0	0	0	2	26	0	0	0	0	4	.0
C	20	RYAN CARTER	6	11:02	0	0	0	-2	6	0	0	0	0	6	.0
SW#	GOALTENDER		GPI	MINS	AVG	W	L	EN	SO	GA	SA	SV%	G	A	PIM
35	J.S. GIGUERE		6	358	3.18	2	4	1	0	19	187	.898	0	1	0
ANA GOALTENDING TOTALS			6	360	3.33	2	4	1	0	20	188	.894	0	1	0



ANAHEIM DUCKS

2008 PLAYOFF NOTES/RECAPS

The Anaheim Ducks completed the 2007-08 regular season with a mark of 47-27-8 record for 102 points, finishing second in the Pacific Division and fourth in the Western Conference. The Ducks advanced to the NHL Playoffs for a franchise-record third consecutive season and faced the fifth-seed Dallas Stars for the second time in club postseason history. Holding home ice advantage, Anaheim lost Games 1 and 2 at Honda Center before earning its first win in Game 3 at American Airlines Center. A Game 4 loss in Dallas forced the Ducks into a must-win situation for the remainder of the series. Anaheim responded with a convincing victory in Game 5 before the 77th consecutive sellout at Honda Center but was eventually eliminated with a Game 6 loss in Dallas. It was just the second first-round exit in six NHL Playoffs for the Ducks and the first since the 1999 postseason. Center Ryan Getzlaf and defenseman Chris Pronger finished tied for the team scoring lead with 2-3=5 points each while right wing Teemu Selanne finished third with 2-2=4 points.

GAME 1 (April 10, 2008) - ANAHEIM 0 vs. DALLAS 4

Special teams won the game for Dallas, scoring four power play goals as the Ducks fell to the Stars, 4-0, in Game 1 of the Western Conference Quarterfinals...Dallas forwards Steve Ott, Loui Eriksson, Jere Lehtinen and Brenden Morrow scored a power play goal each...Morrow also picked up two assists for a three-point game...both Mike Ribeiro and Stephane Robidas each earned two assists...Stars goaltender Marty Turco stopped all 23 Ducks shots...J.S. Giguere turned away 33-of-37 shots in the loss...Bobby Ryan made his NHL career postseason debut, recording one shot with 13:13 TOI...Scott Niedermayer had a game-high 24:45 TOI.

PP: 0-3 PK: 4-7 SF: 23 SA: 37 TOI: S. Niedermayer (24:45) Three Stars: 1. Ribeiro 2. May 3. Turco

GAME 2 (April 12, 2008) - ANAHEIM 2 vs. DALLAS 5

The Stars jumped out to an early 2-0 lead, but the Ducks answered back as Teemu Selanne scored a power play goal at 3:41 of the first period...Scott Niedermayer and Ryan Getzlaf notched the assists on the Selanne goal...Travis Moen evened the score with an even-strength goal at 16:19 of the second with Todd Bertuzzi earning the single assist...the Ducks failed to capitalize on two early third-period power play attempts...Mike Modano scored the eventual game-winner for the Stars on the power play at 5:47 of the third...Brad Richards followed with another goal less than a minute later to extend the Stars lead to two goals...Loui Eriksson scored the Stars' fifth and final goal at 14:36 of the third...J.S. Giguere stopped 25-of-30 shots in the loss.

PP: 1-6 PK: 2-6 SF: 22 SA: 30 TOI: C. Pronger (25:02) Three Stars: 1. Richards 2. Getzlaf 3. Ribeiro

GAME 3 (April 15, 2008) - ANAHEIM 4 @ DALLAS 2

The Ducks became contenders in the series, cutting the Stars' lead to two games to one with a 4-2 victory in Game 3 of the CQF...Todd Marchant opened the scoring for the Ducks with a goal at 6:39 of the first period for his first postseason goal since Game 3 of the WCF, May 23, 2006 at Edmonton...Travis Moen and Chris Pronger assisted on Marchant's goal...Ryan Getzlaf scored an unassisted goal, his first of the 2008 postseason, at 10:09 of the first...Pronger scored his first of two goals on the power play at 14:31 of the first, giving the Ducks a 3-0 lead...Todd Bertuzzi and Doug Weight each earned assists...Pronger pushed the score to 4-0 with another power play tally at 5:34 of the second...Teemu Selanne and Getzlaf provided the helpers...it was the first multi-goal game of Pronger's postseason career and tied the club record for points in a playoff game by a defenseman (also a career high)...in addition, his two goals tied a club record for most goals by a defenseman in a postseason contest...J.S. Giguere stopped 31-of-33 shots in the victory.

PP: 2-4 PK: 2-7 SF: 15 SA: 33 TOI: S. Niedermayer (26:56) Three Stars: 1. Pronger 2. Morrow 3. Giguere

GAME 4 (April 17, 2008) - ANAHEIM 1 @ DALLAS 3

All four of the game's goals were scored at even strength, as the Stars bested the Ducks, 3-1, in Game 4 of the CQF at American Airlines Center...after giving up a goal at 16:39 of the first period to Dallas' Joel Lundqvist, the score remained the same until 9:01 of the third period when Dallas' Stu Barnes put the Stars up, 2-0...Steve Ott added another Dallas goal at 17:17 of the third...Mathieu Schneider spoiled the Dallas shutout, scoring with 0:08 seconds remaining in the game...Corey Perry, returning for his first postseason contest after missing six weeks with a lacerated right quadriceps tendon, collected an assist on Schneider's goal...Kent Huskins also picked up an assist on the Ducks' lone goal, his second career postseason point...J.S. Giguere stopped 17-of-20 shots in the loss...

PP: 0-5 PK: 0-6 SF: 28 SA: 20 TOI: S. Niedermayer (25:32) Three Stars: 1. Turco 2. Barnes 3. Modano

GAME 5 (April 18, 2008) - ANAHEIM 5 vs. DALLAS 2

Anaheim extended the series to a sixth game with a 5-2 victory at Honda Center...Corey Perry scored his first goal of the postseason at 8:25 of the first period, with Sean O'Donnell collecting the assist...the Ducks' next two goals were scored on the power play, with Ryan Getzlaf scoring at 11:03 of the second and Teemu Selanne (GWG) scoring at 0:48 of the third...O'Donnell added an insurance goal at 12:05 of the third, his first goal in the postseason since Game 3 of the WCF, May 23, 2006 at EDM...he also established a career high for points in a postseason contest (1-1=2)...Chris Pronger and Chris Kunitz each had a two-assist nights while Getzlaf and Selanne also collected single assists...Todd Marchant scored his second goal of the postseason with an empty-netter at 18:36 of the third...J.S. Giguere earned his second victory of the 2008 playoffs, stopping 40-of-42 shots.

PP: 2-3 PK: 0-7 SF: 42 SA: 32 TOI: C. Pronger (27:14) Three Stars: 1. Giguere 2. Selanne 3. Ribeiro

GAME 6 (April 20, 2008) - ANAHEIM 1 vs. DALLAS 4

The Ducks were eliminated from the 2008 NHL Playoffs with a 4-1 loss to the Stars in Game 6 of the CQF at American Airlines Center...Corey Perry opened the scoring with his second goal in as many games, successfully converting at the 2:11 mark of the second period...assists went to Scott Niedermayer and J.S. Giguere, who collected his first playoff point since the 2003 postseason...Dallas clinched the series victory with four goals in the third period, including tallies from Stephane Robidas, Stu Barnes, Loui Eriksson and Mike Modano...Giguere finished with 22 saves on 26 shots...the setback marked Anaheim's first opening-round loss since 1999.

PP: 0-3 PK: 2-5 SF: 18 SA: 26 TOI: S. Niedermayer (25:23) Three Stars: 1. Robidas 2. Morrow 3. Barnes

ANAHEIM DUCKS

2007 PLAYOFF STATS/GAME-BY-GAME



STATS

POS	NO.	PLAYER	GP	AVG TOI	G	A	PTS	+/-	PIM	PP	SH	GW	OT	S	PCTG
C	15	RYAN GETZLAF	21	21:43	7	10	17	1	32	3	1	3	0	57	12.3
R	10	COREY PERRY	21	16:29	6	9	15	5	37	1	0	1	0	58	10.3
R	8	TEEMU SELANNE	21	19:07	5	10	15	1	10	0	0	2	1	60	8.3
D	25	CHRIS PRONGER	19	30:11	3	12	15	10	26	1	0	0	0	58	5.2
C	19	ANDY MCDONALD	21	18:37	10	4	14	6	10	5	0	0	0	64	15.6
L	32	TRAVIS MOEN	21	17:18	7	5	12	5	22	0	0	3	1	34	20.6
C	26	SAMUEL PAHLSSON	21	19:25	3	9	12	10	20	0	0	2	0	30	10.0
D	27	SCOTT NIEDERMAYER	21	29:50	3	8	11	2	26	1	0	2	2	42	7.1
C	44	ROB NIEDERMAYER	21	18:34	5	5	10	9	39	0	1	1	0	42	11.9
D	23	FRANCOIS BEAUCHEMIN	20	30:33	4	4	8	2	16	4	0	0	0	58	6.9
R	17	*DUSTIN PENNER	21	14:04	3	5	8	4	2	0	0	2	0	37	8.1
L	14	CHRIS KUNITZ	13	17:47	1	5	6	1	19	0	0	0	0	28	3.6
C	22	TODD MARCHANT	11	15:44	0	3	3	1-	12	0	0	0	0	19	.0
D	5	RIC JACKMAN	7	6:04	1	1	2	2	2	1	0	0	0	2	50.0
D	21	SEAN O'DONNELL	21	20:20	0	2	2	8	10	0	0	0	0	13	.0
L	24	BRAD MAY	18	7:21	0	1	1	1-	28	0	0	0	0	14	.0
D	40	KENT HUSKINS	21	11:44	0	1	1	4	11	0	0	0	0	5	.0
C	13	MARK HARTIGAN	1	3:34	0	0	0	0	0	0	0	0	0	0	.0
D	34	*AARON ROME	1	11:01	0	0	0	2-	0	0	0	0	0	0	.0
R	46	JOE MOTZKO	3	3:54	0	0	0	0	2	0	0	0	0	2	.0
L	18	*ANDREW MILLER	3	6:59	0	0	0	1	2	0	0	0	0	3	.0
C	52	*RYAN CARTER	4	3:12	0	0	0	1-	0	0	0	0	0	0	.0
R	16	GEORGE PARROS	5	3:49	0	0	0	0	10	0	0	0	0	1	.0
G	30	ILJA BRYZGALOV	5	53:22	0	0	0	0	0	0	0	0	0	0	.0
R	38	*RYAN SHANNON	11	4:03	0	0	0	0	6	0	0	0	0	5	.0
L	45	SHAWN THORNTON	15	3:57	0	0	0	3-	19	0	0	0	0	5	.0
D	33	JOE DIPENTA	16	8:12	0	0	0	0	4	0	0	0	0	3	.0
G	35	J.S. GIGUERE	18	59:16	0	0	0	0	0	0	0	0	0	0	.0
SW# GOALTENDER			GPI	MINS	AVG	W	L	EN	SO	GA	SA	SV %	G	A	PIM
35	J.S. GIGUERE	18	1067	1.97	13	4	0	1	35	451	.922	0	0	0	
30	ILJA BRYZGALOV	5	267	2.25	3	1	0	0	10	128	.922	0	0	0	
GOALTENDING TOTALS			21	1341	2.01	16	5	0	1	45	579	.922			



ANAHEIM DUCKS

2007 PLAYOFF NOTES

CUP IN CALIFORNIA:

By securing their first Stanley Cup championship in franchise history, the Anaheim Ducks also became the first team from California to win the Stanley Cup...their appearance in the Final marked just the fifth time since 1926 that a West Coast team competed for the Stanley Cup (also Vancouver (1982 & 1994), Los Angeles (1993) & Anaheim (2003))...the Ducks were the first West Coast team to win the Stanley Cup since the 1925 Victoria Cougars and the first U.S. team to win it since the 1917 Seattle Metropolitans.

KEEPING IT IN THE FAMILY:

Rob and Scott Niedermayer were the first set of brothers to win the Stanley Cup together since Brent and Duane Sutter won with the 1983 New York Islanders (they also won Cup with Islanders in 1982)...they were the first set of brothers to compete on the same team in the Stanley Cup Final since Rich and Ron Sutter played for the Philadelphia Flyers in the 1985 Final vs. the Edmonton Oilers (lost)...the Niedermayers were also the first brother combination on opposing clubs to appear in the Stanley Cup Final since 1946 when they met in the 2003 Stanley Cup Final.

YOUTH RAISE THE CUP:

The 2007 Champions had the largest contingency of players (11) in their first or second NHL year on one Stanley Cup roster...the 1986 Montreal Canadiens are the only team that comes close to the Ducks number of first or second year players on a Stanley Cup winning roster with 10...below is a list of Ducks that were in their first or second NHL season that played in at least one game with the club during their playoff run:

Ilya Bryzgalov	Drew Miller
Francois Beauchemin	Dustin Penner
Ryan Carter	Corey Perry
Ryan Getzlaf	Aaron Rome
Kent Huskins	Ryan Shannon
Chris Kunitz	

FOUR SCORE:

The Ducks were the first team since the 1989 Calgary Flames to have one player or fewer to have previously won the Stanley Cup...Scott Niedermayer was the only Ducks player who has previously won the Cup with the 1995, 2000 and 2003 New Jersey Devils...the 1989 Flames entered the Stanley Cup Final without a single player who had previously won a Cup.

ROOKIES CHIP IN:

The Ducks had five rookie players on their roster who competed in at least three 2007 playoff games...the last Stanley Cup championship team to have more than five rookies compete in at least three playoff games during a postseason run were the 1986 Montreal Canadiens, who had eight...below is a list of the rookies on the Ducks Stanley Cup winning roster that competed in at least three playoff games in 2007:

Ryan Carter
 Kent Huskins
 Drew Miller
 Dustin Penner
 Ryan Shannon

WASTING LITTLE TIME:

The Anaheim Ducks secured the Stanley Cup in just 21 games...with the 1992 Pittsburgh Penguins, the Ducks were the 5th (tied) fastest run to winning the Stanley Cup in NHL history since the best-of-seven series was implemented in 1987.

Year	Team	Record	Win Percentage
1988	Edmonton Oilers	16-2	.889
1993	Montreal Canadiens	16-4	.800
1997	Detroit Red Wings	16-4	.800
1995	New Jersey Devils	16-4	.800
2007	Anaheim Ducks	16-5	.762
1992	Pittsburgh Penguins	16-5	.762

ANAHEIM DUCKS

2007 PLAYOFF NOTES



TOP FLIGHT OVER LAST FOUR YEARS:

The Ducks advanced to the Conference Finals for the third time in the last four NHL seasons...no other team has advanced to the Conference Finals more than once over that span (since 2003 playoffs)...the Sabres and Senators advanced to the Conference Finals for the second time in four years...the Ducks were the ONLY team in the NHL to advance to the Stanley Cup Final twice in the previous four years.

EASTERN CONFERENCE FINALS

YEAR	Team	Team
2003	Ottawa	New Jersey
2004	Tampa Bay	Philadelphia
2006	Carolina	Buffalo
2007	Ottawa	Buffalo

WESTERN CONFERENCE FINALS

Team	Team
Anaheim	Minnesota
Calgary	San Jose
Anaheim	Edmonton
Anaheim	Detroit

STANLEY CUP FINAL

Team	Team
New Jersey	Anaheim
Tampa Bay	Calgary
Carolina	Edmonton
Ottawa	Anaheim

FEELING AT HOME IN THE FINAL:

The Ducks remain undefeated at home (7-0) in Stanley Cup Final contests and are 8-0 at home in series-clinching games (4-0 in 2007, 3-0 in 2003 and 1-0 in 1997).

DUCKS IN THE POSTSEASON:

For the first time in franchise history, the Ducks qualified for the Stanley Cup Playoffs in consecutive seasons...the club also qualified in 2006, 2003, 1999 and 1997...the Ducks have a win percentage of .603 in the Stanley Cup Playoffs with a 44-29 overall record.

WINNING THE CLOSE ONES:

The Ducks posted a 12-2 record in games decided by one goal...the club tied the NHL playoff record for the most one-goal victories in one postseason...the 2003 Mighty Ducks of Anaheim had 12 one-goal victories during their Stanley Cup Final run...the 1993 Montreal Canadiens also accomplished this feat as they went on to win the Stanley Cup...in addition, the Ducks were T-2nd in lead-changing, game-winning goals that occurred in the third period or overtime:

GAME-WINNING GOALS IN THE THIRD PERIOD OR OVERTIME

Year	Team	3rd Period/OT Wins
1993	Montreal Canadiens	12
2007	Anaheim Ducks	10
1994	Vancouver Canucks	10
1999	Dallas Stars	10
2003	Mighty Ducks of Anaheim	10

GETTING IT DONE AT HOME:

With their win vs. OTT in Game Five of the Stanley Cup Final, the Ducks won their 10th (10-2) game at home in the postseason and have an overall home record of 23-7 since the start of the 2003 Stanley Cup Playoffs...in addition, Anaheim is 8-0 in series-clinching games at home, including 4-0 in 2007 (3-0 in 2003, 1-0 in 1997).

DUCKS AT PEAK PLAYOFF SPOT SINCE 2003:

The Ducks have the most playoff wins (40) AND best playoff winning percentage (.690) in the NHL since the start of the 2003 post-season...below is a look at the top 10 playoff win totals in the NHL since 2003:

	GP	W	L	Win %
Anaheim Ducks	58	40	18	.690
Ottawa Senators	53	30	23	.566
New Jersey Devils	49	27	22	.551
Tampa Bay Lightning	45	24	21	.533
San Jose Sharks	39	22	17	.564
Calgary Flames	39	20	19	.512
Buffalo Sabres	33	20	13	.606
Philadelphia Flyers	37	19	18	.513
Edmonton Oilers	30	17	13	.566
Carolina Hurricanes	25	16	9	.640



ANAHEIM DUCKS

2007 PLAYOFF NOTES

OVERTIME ON DUCKS SIDE:

Since the 2003 Stanley Cup Playoffs, the Ducks have appeared in 15 postseason contests that have been decided in overtime...the club is 13-2 in those games, the most by any team since 2003...below is a look at the top six teams in the NHL with the most overtime playoff wins:

Team	GP	W	L	Win %
Anaheim	15	13	2	.867
Ottawa	11	7	4	.636
Colorado	9	6	3	.667
Calgary	9	6	3	.667
Buffalo	10	6	4	.600
Vancouver	11	6	5	.545

GIGUERE OUTSTANDING IN OVERTIME:

With the Ducks' overtime loss April 27 vs. VAN in Game Two of the Western Conference Semifinals, J.S. Giguere snapped his OT shutout streak at 197:52, which is the longest OT playoff minute shutout streak in NHL history...Giguere's streak began on April 10, 2003 in the CQF vs. DET when the Ducks edged the Red Wings, 2-1 in triple overtime...in 250:47 career postseason OT minutes, Giguere has a 0.24 GAA and .990 SV% (101-for-102)...with two OT wins in the CSF vs. VAN (May 1 and May 3) and two in the WCF vs. DET (May 13 and May 20), he is now 12-1 in his career in overtime (7-0 in 2003, 1-0 in 2006 and 4-1 in 2007)...Giguere is the only player to post a 12-1 record in OT in his first 13 career playoff OT games...in addition, Giguere's OT winning percentage (.923) is the highest for any goaltender with 10-plus OT decisions:

BEST POST SEASON OVERTIME RECORDS

(minimum of 10 overtime appearances)

PLAYER	Team	GP	W	L	WIN %
Jean-Sebastien Giguere	ANA	13	12	1	.923
Billy Smith	NYI	21	16	5	.762
Felix Potvin	TOR/LA	20	15	5	.750
Arturs Irbe	SJ/CAR	12	9	3	.750
Johnny Bower	TOR	11	8	3	.727

GIGUERE TOUGH TO BEAT:

J.S. Giguere allowed two goals or less in 13 of his 18 appearances in the 2007 Stanley Cup Playoffs...he recorded a shutout on May 30 vs. OTT in Game Two of the SCF when he stopped all 16 shots he faced...it was his sixth career postseason shutout, with the previous five coming in the 2003 playoff campaign (most recent: June 2, 2003 vs. NJ in Game Four of the SCF, also a 1-0 victory)...he finished the postseason 4th in the NHL with a 1.97 GAA and T-5th in the NHL with a .922 SV%, stopping 416-of-451 shots...in addition, he successfully stopped the only penalty shot he faced during the 2007 postseason on June 6 vs. OTT (A. Vermette @ 7:23 of the third period)...he won 13 of his 17 starts, including four OT victories (May 3 vs. VAN, May 1 @ VAN, May 13 @ DET and May 20 @ DET) and stopped all shots he faced coming on in relief of Ilya Bryzgalov on April 17 @ MIN...Giguere has appeared in 45 career postseason contests, posting a 31-13 record, with a 1.96 GAA and .929 SV%.

SWEDE SUCCESS FOR PAHLSSON:

Center Samuel Pahlsson, not usually known as a scorer (8-18=26 in 2006-07 regular season) became a major contributor to the Ducks offense during the postseason...Pahlsson recorded 3-9=12 points in 21 playoff games and was T-6th on the team in scoring...he recorded the GWG in two of the Ducks last five wins of the postseason...he scored the lone goal for the Ducks in their Game Two victory of the SCF on May 30 vs. OTT...in addition, Pahlsson scored the game-winner in the Ducks' series-clinching Game Six of the WCF vs. DET on May 22...he also led the league in postseason faceoff wins (249) and hits (79).

GETZLAF BREAKS THROUGH:

In just his second season, center Ryan Getzlaf was one of the more prolific scorers throughout the Ducks postseason run...he earned 7-10=17 points in 21 postseason contests, eclipsing his point total in the 2006 Stanley Cup Playoffs by 10 points (3-4=7)...Getzlaf led the club in scoring, was 2nd in goal scoring and 5th in the NHL in postseason scoring...in addition, he was T-2nd in the NHL in game-winning goals (3) and short-handed goals (1)...he also had a two-game goal streak (2-0=2) May 22-28 and scored three goals in the last six games (3-3=6)...Getzlaf collected 4-4=8 points in the last eight playoff games and 4-6=10 points in the last 11 games.

ANAHEIM DUCKS

2007 PLAYOFF NOTES



S. NIEDERMAYER SHINES IN OT:

On May 3 in the CSF, defenseman Scott Niedermayer scored the series-clinching OT goal against the Vancouver Canucks in the CSF...it was the first OT goal of his postseason career, while also holding the all-time regular season OT goal record among defensemen with 10...he added a second post-season OT goal, just 10 days after the first, on May 13 at Detroit in Game Two of the WCF (4-3 victory)...In addition, on May 20 in Game 5 of the WCF at Detroit, Niedermayer scored the game-tying goal with 48 seconds left before Teemu Selanne scored in OT to give the Ducks a crucial 2-1 victory... Niedermayer tied the record for most OT goals by a defenseman in one playoff year:

MOST OVERTIME GOALS BY DEFENSEMAN IN ONE PLAYOFF YEAR

Year	Player	Team	Goals
2007	Scott Niedermayer	Anaheim	2
2002	Niclas Wallin	Carolina	2
1995	Chris Chelios	Chicago	2
1950	Leo Reise, Jr.	Detroit	2

CHECKING LINE BECOMES SCORING LINE:

The Ducks line combination of Samuel Pahlsson-Rob Niedermayer-Travis Moen was the Ducks checking line all season, but in addition to their defensive responsibilities, all three became prolific scorers in the postseason...the line combined for 15-19=31 points in 21 postseason games, including six GWGs...Moen recorded the game-winner in Game Five of the SCF on June 6 vs. OTT (also recorded the first two-goal game of his postseason career) and the OT goal in Game Four of the CSF on May 1 @ VAN...in addition, he also scored the game-winner in Game One of the SCF vs. OTT... Pahlsson had two game-winners (May 30 vs. OTT in Game Two of the SCF, 1-0 victory and May 22 vs. DET in Game Six of the WCF, 5-3 victory) and R. Niedermayer had one game-winner (Apr. 15 vs. MIN in Game Three of the CQF)...the trio recorded a combined +24 rating throughout the 2007 Stanley Cup Playoffs.

PRONGER AT THE TOP OF HIS GAME:

In 19 postseason contests, Chris Pronger scored 3-11=14 points, which tied for 2nd on the team and 2nd in the NHL among defensemen...he was also T-7th in overall scoring, T-4th in overall assists and T-3rd in power play assists...the 2007 Stanley Cup Playoffs marked the 11th year he appeared in the postseason and recorded his second-highest career point total (5-16=21 points with EDM in 2005-06)...in addition, he was 4th in the NHL in avg. TOI with 30:11/g.

BATTLING BACK:

On May 1 @ VAN, the Ducks rallied from a 2-0 deficit in the third period, to eventually take the game in overtime...it marked the first time the club had successfully battled back from a two-goal deficit to win in postseason history...Travis Moen scored the game-winner, just over two minutes into the first overtime, marking his first career OT goal in the playoffs...with the Ducks' OT win, teams in the 2007 playoffs with a two-goal lead at any point in the game went 42-4...the only teams to come back from a two-goal deficit in the postseason are Detroit and Ottawa...Detroit rallied from two goals down twice to eventually beat San Jose 3-2 on both occasions (April 28 @ DET and May 2 @ SJ)...Ottawa came back from a two-goal deficit to win in double OT, 4-3 against Buffalo (May 12 @ BUF).

BROTHERS TEAMING UP WHEN IT COUNTS:

Brothers Scott and Rob Niedermayer both had vital roles in three of the Ducks' playoff victories...on May 3 in their series-clinching game vs. Vancouver in the CSF, Rob's hit on Jannik Hansen helped to turn the puck over for Scott's OT goal against Roberto Luongo...on May 13 at Detroit in the WCF, Rob had the first assist on Scott's second OT goal in as many games...in Game One of the Stanley Cup Final on May 28 vs. Ottawa, both Rob and Scott assisted on Travis Moen's game-winning goal as the Ducks held onto a 3-2 victory.

DEFENSE FIRST:

The Ducks allowed just 45 goals in 21 2007 Stanley Cup Playoff games...the club allowed an average of 2.14 goals-per-game, good for 3rd in the NHL in the postseason.

SHUTTING THE DOOR:

The Ducks 2007 Stanley Cup Playoff record when...

Category	Record
When scoring two or more goals in a game	15-1
When opponents are held to less than 35 shots	14-3
When not allowing a power play goal	9-1
When scoring first	10-2

SHARING THE LOAD:

Defensemen Francois Beauchemin (30:33/g), Chris Pronger (30:11/g) and Scott Niedermayer (29:50/g) were 3rd, 4th and 5th, respectively, in the NHL in avg. TOI... the only other playoff team that had three players in the top 10 in avg. TOI was Vancouver (Ohlund, 6th; Biekse, 9th; Kesler, 10th), which was eliminated by Anaheim in the CSF on May 3.



ANAHEIM DUCKS

2007 PLAYOFF NOTES

MAC'S BIG NIGHT:

On April 25 vs. VAN, Ducks center Andy McDonald recorded his first career hat trick (regular or postseason)...in addition, it was the club's second playoff hat trick in franchise history...McDonald also added an assist for 3-1=4 points, tying the most points recorded by a Duck in playoff history...Joffrey Lupul scored 4-0=4 points on May 9, 2006 in the CSF vs. COL, recording the club's first-ever postseason hat trick and four-point game.

KUNITZ PROVIDES SUPPORT:

On April 25 vs. VAN, the Ducks scored three goals in the first period, the most in the opening session by the club in the 2007 postseason...left wing Chris Kunitz provided the assists on all three goals (0-3=3), marking the first time in club history a player has collected three assists in a single period in the playoffs.

SELANNE BREAKS YET ANOTHER CLUB RECORD:

On April 13 vs. MIN in Game Two of the CQF, Teemu Selanne's assist broke Paul Kariya's franchise record for career points in the postseason...he broke the club's playoff goals record May 23, 2006 @ EDM, scoring his 15th career postseason goal as a Duck...below is a look at the Ducks' All-Time Playoff Scoring Leaders:

Franchise All-Time Playoff Scoring Leaders

	Years	GP	G	A	Pts.
1. Teemu Selanne	1997-99, 2006-07	52	20	23	43
2. Paul Kariya	1997-2003	35	14	15	29
3. Ryan Getzlaf	2006-07	37	10	14	24
Rob Niedermayer	2003-07	58	9	15	24
5. Samuel Pahlsson	2003-07	58	7	16	23
Andy McDonald	2006-07	37	12	11	23
7. Scott Niedermayer	2006-07	37	5	17	22
8. Corey Perry	2006-07	32	6	12	18
9. Francois Beauchemin	2006-07	36	7	10	17
Dustin Penner	2006-07	34	6	11	17
11. Steve Rucchin	1997-2003	33	8	8	16
12. Todd Marchant	2006-07	27	3	13	16
13. Chris Pronger	2006-07	19	3	12	15
14. Chris Kunitz	2006-07	29	4	10	14

BEAUCHEMIN REPEATS FEAT:

Francois Beauchemin's two goals April 13 vs. MIN marked the third time in club history a Ducks defenseman had scored two goals in a playoff game...Beauchemin has done it twice, also scoring two goals on April 25, 2006 vs. CGY (Game 3)...the only other Ducks defenseman to score two goals in a playoff game was J.J. Daigneault, who did so in Game Two of the CQF on April 18, 1997 vs. PHX.

NIGHT OWLS:

The Ducks' double-overtime, series-clinching win on May 3 vs. VAN in Game Five of the CSF was the club's seventh multiple-overtime game in club history...the Ducks have gone 4-3 in those seven games...the club's last multiple overtime game before May 3 came on April 27 in Game Two of the CSF vs. VAN (3-2, Cowan GWG).

HATCHING HEAD COACHES IN ANAHEIM:

Of the four teams that competed in the Western Conference Semifinals, three were led by coaches who received their NHL head coaching start in Anaheim...Ron Wilson (SJ) served as Anaheim's head coach from 1993-97, while Mike Babcock made his head coaching debut with the Ducks from 2002-04...Randy Carlyle has coached the Ducks for the past two seasons, helping the team advance to the Stanley Cup Playoffs in consecutive seasons for the first time in franchise history...Vancouver's head coach, Alain Vigneault, the only CSF coach to have not served in Anaheim, succeeded Carlyle as the head coach of the Manitoba Moose (AHL) in 2005...in addition, another Anaheim connection existed in the Stanley Cup Final...Ottawa head coach Bryan Murray was the head coach of the Ducks in 2001-2002, before taking over as GM of the club (2002-2004).

PLAYOFF DEBUTS:

On April 11 vs. MIN in Game 1 of the CQF, three Ducks made their career postseason debuts...Mark Hartigan, George Parros and Kent Huskins all took the ice for the first time in NHL postseason competition...the three players recorded a combined 17:42 of TOI and maintained an even plus/minus rating...Ryan Shannon made his postseason debut on April 13 vs. MIN...after two games as a healthy scratch, Shawn Thornton played in a post-season contest for the first time on April 15 @ MIN and went on to play in 15 games going scoreless with 19 PIM...after his recall on April 8, Aaron Rome made his postseason debut on April 17 @ MIN, logging 11:01 of ice time...Drew Miller appeared in his first playoff contest April 19 vs. MIN (2:15 TOI), which also happened to be his NHL debut, in addition, Miller played in Games One and Two of the SCF, going scoreless with a +1 rating and two PIM...Ryan Carter made his NHL career debut on May 17 vs. DET in Game Four of the WCF...he also appeared in Game Four of the SCF...Joe Motzko logged 6:16 of ice time and recorded three hits in his first career NHL playoff game on May 20 @ DET.

ANAHEIM DUCKS

2007 PLAYOFF RECAPS



STANLEY CUP FINAL

GAME 5 (June 6, 2007) - ANAHEIM 6 vs. OTTAWA 2

DUCKS BECOME FIRST CALIFORNIA TEAM TO WIN STANLEY CUP

The Ducks jumped out to an early 2-0 lead and never trailed en route to the club's first Stanley Cup title while become the first California team to secure the trophy in NHL history...Andy McDonald put the Ducks on the board early in the first, with Ryan Getzlaf and Chris Pronger providing the assists...Rob Niedermayer scored his fifth goal of the postseason late in the 17th minute of the first with Corey Perry adding the single helper...Travis Moen scored the first of his two goals at 15:44 of the second, which would prove to be the game and series-winner...Francois Beauchemin gave the Ducks an added cushion at 18:28 of the second, scoring his fourth goal of the postseason...Corey Perry sealed the deal adding a goal of his own, unassisted with just three minutes remaining in the game...McDonald, Scott Niedermayer and Samuel Pahlsson earned an assist each in the Ducks historic victory...J.S. Giguere stopped 11-of-13 shots, in addition to successfully stopping a penalty shot attempt by Antoine Vermette at 7:23 of the third...the Senators' 13 shots on goal were the fewest the Ducks have allowed in postseason history.

PP: 2-6 PK: 3-3 SF: 18 SA: 13 TOI: S. Niedermayer (30:33) **Three Stars:** 1. Moen 2. McDonald 3. Pahlsson

GAME 4 (June 4, 2007) - ANAHEIM 3 vs. OTTAWA 2

DUCKS SECURE COMMANDING SERIES LEAD AS PENNER SCORES GAME-WINNER IN THIRD

After the Senators stole the lead with just 0.3 seconds remaining in the first period, Andy McDonald scored back-to-back goals just one minute apart in the second (10:06 and 11:06) to hold a one-goal lead...the Senators evened the score with just two minutes remaining in the second...Dustin Penner scored the game-winner just 4:07 into the third as the Ducks, with the help of J.S. Giguere were able to secure the 3-1 series lead...McDonald notched a three-point game by adding an assist on the game winner, while Todd Marchant, Corey Perry, Rob Niedermayer, Sean O'Donnell and Teemu Selanne collected an assist each...Giguere stopped 21-of-23 shots for his 12th postseason victory, which included a 13-shot first period by the Senators...this was the Ducks 12th win in the postseason where the club has won by just one goal, tying an NHL record for most one-goal victories in one postseason (also 2003 Mighty Ducks of Anaheim and 1993 Montreal Canadiens).

PP: 0-3 PK: 3-4 SF: 21 SA: 23 TOI: F. Beauchemin (31:40) **Three Stars:** 1. McDonald 2. Beauchemin 3. Fisher

GAME 3 (June 2, 2007) - ANAHEIM 3 vs. OTTAWA 5

MULTIPLE SENATOR COMEBACKS TOO MUCH FOR DUCKS TO OVERCOME

The Ducks secured a one-goal lead at three different points in the game, but the Senators were able to even the score each time and eventually jumped out to a 4-3 lead before sealing the game with a mid-third period goal to win it 5-3...Andy McDonald put the Ducks on the board early with a power play goal at 5:39 of the first period with Teemu Selanne collecting the assist...the Ducks scored two goals just over two minutes apart early in the second...Corey Perry scored his fifth goal of the playoffs at 5:20 in the second with Ryan Getzlaf following suit with a goal of his own at 7:38...Dustin Penner recorded assists on both goals with Perry and Getzlaf collecting assists on the other's goal...the Ducks were 38-for-63 in the faceoff circle, registering a 60% success rate...J.S. Giguere stopped 24-of-29 shots on goal for just his fourth loss of the postseason...Chris Kunitz returned to play in Game Three after missing seven games with a broken bone in his right hand.

PP: 1-3 PK: 6-7 SF: 22 SA: 29 TOI: C. Pronger (29:26) **Three Stars:** 1. Volchenkov 2. Neil 3. Getzlaf

GAME 2 (May 30, 2007) - ANAHEIM 1 vs. OTTAWA 0

PAHLSSON SCORES THE GWG FOR THE SECOND TIME IN THREE GAMES AS DUCKS SECURE 2-0 SERIES LEAD

Samuel Pahlsson broke the scoreless tie at 14:16 of the third period with an unassisted goal as the Ducks held on to victory...J.S. Giguere gave the club its first shutout of the 2007 postseason...it was his sixth career postseason shutout, with the other five all coming in 2003 (most recent: June 2, 2003 vs. NJ in Game Four of the SCF, also a 1-0 victory)...it was the Ducks' ninth postseason win where the game-winning goal came in the third period or OT...it also marked the Ducks 11th one-goal victory of the playoffs, needing just one more one-goal victory to tie an NHL Stanley Cup Playoff record (also Mighty Ducks of Anaheim, 2003 and Montreal Canadiens, 1993)...the Senators' 16 shots on goal were the fewest the Ducks have allowed this postseason.

PP: 0-4 PK: 4-4 SF: 31 SA: 16 TOI: F. Beauchemin (30:55) **Three Stars:** 1. Pahlsson 2. R. Niedermayer 3. Giguere

GAME 1 (May 28, 2007) - ANAHEIM 3 vs. OTTAWA 2

OUTSTANDING FIVE-ON-FIVE PLAY LEADS DUCKS TO 1-0 SERIES LEAD

The Ducks jumped out to a 1-0 series lead in a come-from-behind victory at Honda Center...Andy McDonald tied the game with an even-strengthened goal at 10:55 of the first period, with assists provided by Teemu Selanne...after falling behind by a goal once again in the second period, Ryan Getzlaf evened the score early in the third...Corey Perry and Ric Jackman collected the assists...with just under three minutes remaining in the game, Travis Moen scored the second game-winning goal of his postseason career as the Ducks held on to win it 3-2...Rob and Scott Niedermayer teamed up for the assists...the Ducks held the Senators to 20 shots on goal throughout the game as J.S. Giguere stopped 18-of-20 shots for his 10th win of the 2007 postseason.

PP: 0-4 PK: 5-7 SF: 32 SA: 20 TOI: C. Pronger (29:17) **Three Stars:** 1. Getzlaf 2. R. Niedermayer 3. Moen



ANAHEIM DUCKS

2007 PLAYOFF RECAPS

WESTERN CONFERENCE FINAL

GAME 6 (May 22, 2007) - ANAHEIM 4 vs. DETROIT 3

EARLY THREE-GOAL LEAD HELPS DUCKS HOLD ONTO VICTORY AND ADVANCE TO STANLEY CUP FINAL

The Ducks advanced to the Stanley Cup Final for the second time in four years as the club was able to hang onto an early lead in Game Six of the Western Conference Finals...Rob Niedermayer scored a short-handed goal just 3:51 into the game, just his third career short-handed goal in the playoffs...Chris Pronger and Sean O'Donnell provided the helpers...the Ducks continued their scoring in the second period with a goal each coming from Corey Perry and Ryan Getzlaf...after the Red Wings got on the board with one goal, Samuel Pahlsson scored what would prove to be the game-winning goal, the third such goal of his postseason career, at 5:55 of the third...Francois Beauchemin, Getzlaf, Todd Marchant, Teemu Selanne, R. Niedermayer and Travis Moen each collected single assists...this marked the Ducks' fourth, four-plus game of the playoffs...J.S. Giguere stopped 26-of-29 shots for his ninth win of the postseason in 12 starts.

PP: 1-4 **PK:** 5-7 **SF:** 29 **SA:** 29 **TOI:** S. Niedermayer (32:10) **Three Stars:** 1. Giguere 2. S. Niedermayer 3. Perry

GAME 5 (May 20, 2007) - ANAHEIM 2 vs. DETROIT 1 (OT)

LATE GAME HEROICS LEAD TO DUCKS OVERTIME VICTORY

Unable to capitalize on a multitude of scoring chances through 59 minutes, Scott Niedermayer put the Ducks on the board with just 0:48seconds remaining in regulation to tie the game at one-all and send it into overtime...Teemu Selanne and Chris Pronger collected the assists on the game-tying goal...the Ducks recorded eight shots on goal in the opening overtime session, with the last shot resulting in Selanne's game-winning goal 11:57 into the period...J.S. Giguere won his eighth postseason contest and 12th career OT game, stopping 36-of-37 shots...the Ducks recorded a power play goal for the second consecutive game...Brad May recorded a game-high four shots on goal.

PP: 1-5 **PK:** 7-7 **SF:** 26 **SA:** 37 **TOI:** C. Pronger (35:46) **Three Stars:** 1. Cleary 2. Giguere 3. Franzen

GAME 4 (May 17, 2007) - ANAHEIM 5 vs. DETROIT 3

DUCKS RECEIVE SCORING CONTRIBUTIONS FROM MANY TO HOLD OFF DETROIT, 5-3

Five different Ducks scored goals in a game that was very close until Rob Niedermayer tapped in an empty net goal 18:52 into the third period...Corey Perry set the tone of the game by scoring an unassisted goal early, just 1:37 into the opening session...Ric Jackman scored a power play goal in his NHL playoff debut...Teemu Selanne gave the Ducks a 3-1 lead going into the second period...after the Red Wings evened the score in the second, Ryan Getzlaf scored what would prove to be the game-winning goal just 5:24 into the third...Selanne picked up two assists in addition to his goal for his first three-point game of the 2007 playoffs...Francois Beauchemin also collected two assists while logging a team-high 34:29 TOI...Travis Moen, Scott Niedermayer, Todd Marchant and Getzlaf all earned single assists...the club scored two power play goals for the fourth time in the postseason...J.S. Giguere stopped 36-of-39 shots for his seventh postseason win.

PP: 2-5 **PK:** 4-6 **SF:** 23 **SA:** 39 **TOI:** F. Beauchemin (34:29) **Three Stars:** 1. Getzlaf 2. Selanne 3. Beauchemin

GAME 3 (May 15, 2007) - ANAHEIM 0 vs. DETROIT 5

DUCKS SHUT OUT FOR THE FIRST TIME IN POSTSEASON

The Ducks were unable to battle back from a two-goal deficit after the first period, giving up three more goals and were shut out for the first time in the postseason since Game Seven of the Stanley Cup Finals on June 9, 2003 vs. NJ...the club successfully killed 8-of-9 Detroit power plays...J.S. Giguere stopped 10-of-13 shots on goal before Ilya Bryzgalov came on in relief, stopping 13-of-15 shots...Corey Perry had a team-high four shots on goal, while Todd Marchant won seven-of-11 faceoffs (63%).

PP: 0-4 **PK:** 8-9 **SF:** 29 **SA:** 28 **TOI:** F. Beauchemin (29:41) **Three Stars:** 1. Holmstrom 2. Filppula 3. Marchant

GAME 2 (May 13, 2007) - ANAHEIM 4 vs. DETROIT 3 (OT)

DUCKS WIN IN DRAMATIC FASHION AFTER GIVING UP THREE SPECIAL TEAMS GOALS

Scott Niedermayer was again the overtime hero, scoring the game-winning OT goal for the second straight game...the Ducks were on the board in the first, holding a one-goal lead into the second when Rob Niedermayer scored with assists coming from Ryan Getzlaf and Corey Perry...after giving up a SHG halfway through the second, Andy McDonald put the Ducks on top again, with Perry adding his second assist the night along with a helper from Chris Pronger...Detroit scored two power play goals, as the Ducks came from behind to tie the game at 5:06 in the third with a goal from Travis Moen and a single assist from Samuel Pahlsson...the Ducks had a multitude of scoring chances and at 14:17 into the first OT session, S. Niedermayer found the back of the net with the assists coming from brother Rob and Pahlsson...J.S. Giguere stopped 24-of-27 shots for his 11th career postseason OT win...Francois Beauchemin had a team-leading 37:49 TOI and +3 rating.

PP: 0-5 **PK:** 5-7 **SF:** 33 **SA:** 27 **TOI:** F. Beauchemin (37:49) **Three Stars:** 1. S. Niedermayer 2. Lidstrom 3. Getzlaf

GAME 1 (May 11, 2007) - ANAHEIM 1 vs. DETROIT 2

DUCKS CAN'T GET IT DONE WITH FLURRY OF SCORING CHANCES IN THIRD

The Ducks tied the game early in the third period, but after a late-period Red Wings goal, the club was not able to even the score to force overtime...Chris Kunitz recorded his first goal of the postseason at 1:34 of the third, with assists from Ryan Getzlaf and Scott Niedermayer...the Ducks allowed two goals or less in their seventh consecutive game and for the 10th time in 11 playoff contests...J.S. Giguere stopped 17-of-19 shots, allowing two goals or less in each of his seven playoff starts...Chris Pronger had a game-high 32:02 TOI.

PP: 0-7 **PK:** 2-4 **SF:** 32 **SA:** 19 **TOI:** C. Pronger (32:02) **Three Stars:** 1. Zetterberg 2. Hasek 3. Lidstrom

ANAHEIM DUCKS

2007 PLAYOFF RECAPS



WESTERN CONFERENCE SEMIFINALS

GAME 5 (May 3, 2007) - ANAHEIM 2 vs. VANCOUVER 1 (2OT) DUCKS CLINCH SERIES WITH THRILLING DOUBLE OVERTIME VICTORY

Scott Niedermayer scored the game-winning OT goal 4:30 into the double overtime session to lift the Ducks over the Canucks and into the Conference Final...the Ducks registered a club postseason-record 63 shots on goal, eclipsing their previous goal set in the 1997 Stanley Cup Playoffs when the club recorded 54 shots on April 24 @ DAL in 5OT...the Ducks scored first when Samuel Pahlsson helped the puck past the crease in a scrum in front of the net...Travis Moen and Rob Niedermayer collected the assists...Anaheim held Vancouver scoreless for over 51 minutes, until they evened the score at one goal a piece...the Ducks recorded a playoff-high 17 and 22 shots on goal in the first and second periods, respectively...after 14 shots in the first overtime session, the Ducks only needed two shots in the second extra period for Niedermayer to score the unassisted goal to close out the series...J.S. Giguere won his third consecutive postseason contest and extended his playoff overtime record to 10-1...the Ducks were perfect on the penalty kill for the second straight game, allowing just one power play goal in the series on 29 Canuck opportunities.

PP: 0-7 PK: 6-6 SF: 63 SA: 27 TOI: S. Niedermayer (41:50) **Three Stars:** 1. S. Niedermayer 2. Luongo 3. Getzlaf

GAME 4 (May 1, 2007) - ANAHEIM 3 vs. VANCOUVER 2 (OT) DUCKS RALLY FROM TWO-GOAL DEFICIT TO BEAT CANUCKS IN OVERTIME

After being shut out for the first two periods, the Ducks rallied to score two goals to tie the game, and win it just 2:07 into the first overtime session...it marked the first time in Ducks playoff history that the club has rallied from a two-goal deficit to win the game... The 2-0 deficit marked the first time in Ducks playoff history the team rallied from two goals down to win...over the last five regular seasons, Vancouver has a record of 77-1-1 when leading by two or more goals at home during the third period...Travis Moen recorded the OT goal, the first game-winning OT goal in his postseason career...Chris Pronger continued to provide offense for the Ducks by scoring the club's first goal in the third period and added a helper on the second...Teemu Selanne scored his third goal of the postseason...Samuel Pahlsson collected two assists, while Brad May, Chris Kunitz and Scott Niedermayer added single assists...the Ducks were perfect on the penalty kill, allowing only one power play goal throughout the entire Conference Semifinal series...J.S. Giguere recorded his ninth career postseason OT victory, stopping 24-of-26 shots.

PP: 0-8 PK: 3-3 SF: 30 SA: 26 TOI: C. Pronger (32:08) **Three Stars:** 1. Moen 2. Morrison 3. Pronger

GAME 3 (April 29, 2007) - ANAHEIM 3 vs. VANCOUVER 2 DUCKS HANG ON TO ONE-GOAL LEAD IN VICTORY AT GM PLACE

Corey Perry scored the game-winning goal 7:51 into the third period, as the Ducks defense held strong throughout the last 12 minutes of the game to ensure a Ducks victory, giving them a 2-1 lead on the series...Dustin Penner recorded his second goal of the postseason just three minutes into the game... after Vancouver tied the game late in the first, Francois Beauchemin put the Ducks up by a goal again on an Anaheim power play goal...Chris Pronger added two assists, both on the power play...Perry, Chris Kunitz and Andy McDonald each provided support with a single assist...the Ducks successfully killed off seven-of-eight Canucks power plays...J.S. Giguere was once again tough in net, stopping 26-of-28 shots for his third postseason win.

PP: 2-5 PK: 7-8 SF: 24 SA: 26 TOI: C. Pronger (28:37) **Three Stars:** 1. Perry 2. D. Sedin 3. Giguere

GAME 2 (April 27, 2007) - ANAHEIM 1 vs. VANCOUVER 2 (2OT) VANCOUVER WINS GOALTENDER DUEL IN DOUBLE OVERTIME

Vancouver scored the game-winning OT goal 7:49 into the second overtime session...after a scoreless first period, Travis Moen evened the score in the second after an early-period Vancouver goal...Teemu Selanne and Samuel Pahlsson provided the assists...the Ducks successfully killed all five Vancouver power plays, marking the third consecutive game the Ducks have been perfect on the PK...J.S. Giguere stopped 47-of-49 shots, allowing only one goal in regulation...he snapped his OT shutout streak at 197:52, which was the longest OT playoff minute shutout streak in NHL history, dating back to Apr. 10, 2003 in the CQF vs. DET...Roberto Luongo stopped all 13 Ducks overtime shots to lead the Canucks to the OT victory.

PP: 0-7 PK: 5-5 SF: 44 SA: 49 TOI: F. Beauchemin (41:14) **Three Stars:** 1. Luongo 2. Cowan 3. S. Niedermayer

GAME 1 (April 25, 2007) - ANAHEIM 5 vs. VANCOUVER 1 TOP LINE PROVIDES SCORING FLURRY AS THE DUCKS JUMP OUT TO AN EARLY SERIES LEAD

After giving up an early Vancouver goal, the Ducks scored three goals to seal the victory, gaining a 1-0 series lead on Vancouver... Andy McDonald recored his first career hat trick (regular or postseason) and his first career four-point postseason game (3-1=4)...it was the club's second hat trick in playoff history and second four-point game in playoff history (also Joffrey Lupul 4-0=4 points, Game 3 CSF vs. COL, 5/9/06)... Teemu Selanne scored a goal and recorded an assist, while Ryan Getzlaf (1-1=2) scored a goal for the second consecutive game...Chris Kunitz collected three assists, his first three-point game in the postseason, marking the first time in club history a player had three assists in a single period in the playoffs...Chris Pronger, Dustin Penner, Corey Perry and Kent Huskins all recorded single assists...J.S. Giguere stopped 26-of-27 shots for his second 2007 postseason victory...the Ducks recorded at least one power play goal for the fifth consecutive contest.

PP: 2-9 PK: 7-7 SF: 37 SA: 27 TOI: C. Pronger (32:57) **Three Stars:** 1. McDonald 2. Kunitz 3. Selanne



ANAHEIM DUCKS

2007 PLAYOFF RECAPS

WESTERN CONFERENCE QUARTERFINALS

GAME 5 (April 19, 2007) - ANAHEIM 4 vs. MINNESOTA 1

DUCKS ADVANCE TO CONFERENCE SEMIFINALS FOR SECOND CONSECUTIVE SEASON

The Ducks held the Wild to only one goal to clinch the series and advance to the Western Conference Semifinals...Chris Pronger put the Ducks on the board just over a minute into the opening period, adding an assist on a later goal...Ryan Getzlaf, Corey Perry and Travis Moen each scored a goal, with Perry's goal being the first of his postseason career...Scott Niedermayer, Samuel Pahlsson, and Dustin Penner collected two assists each in the victory...Pronger extended his point streak (2-4=6) to four games, scoring a goal for the second consecutive game...J.S. Giguere collected his first win of the postseason, stopping 26-of-27 shots, good for his 19th career playoff win...the Ducks scored a power play goal in the fourth consecutive postseason contest, while killing all five

Wild power plays, allowing only two power play goals in the series...Anaheim recorded a series-high 39 shots on goal.

PP: 1-4 **PK:** 5-5 **SF:** 39 **SA:** 27 **TOI:** F. Beauchemin (28:32) **Three Stars:** 1. Pronger 2. Perry 3. Pahlsson

GAME 4 (April 17, 2007) - ANAHEIM 1 @ MINNESOTA 4

WILD FIND SCORING TOUCH IN THIRD PERIOD TO EXTEND THE SERIES

Minnesota scored three unanswered goals in the third period for their first victory of the series, 4-1...Chris Pronger scored a goal from the blue line on a power play attempt early in the second period to give the Ducks an early 1-0 victory...Ryan Getzlaf and Scott Niedermayer collected the assists...the Wild evened the score on a Pierre-Marc Bouchard goal late in the second before Marian Gaborik, Brian Rolston and Mark Parrish scored a goal each in the third...Ilya Bryzgalov stopped 32-of-36 shots in the loss with J.S. Giguere coming on in relief of Bryzgalov, stopping all four shots he faced...the Ducks scored a power play goal in the third consecutive postseason contest.

PP: 1-4 **PK:** 6-7 **SF:** 29 **SA:** 40 **TOI:** C. Pronger (30:53) **Three Stars:** 1. Rolston 2. Backstrom 3. Boogaard

GAME 3 (April 15, 2007) - ANAHEIM 2 @ MINNESOTA 1

BRYZGALOV CONTINUES STELLAR PLAY AS DUCKS TAKE 3-0 SERIES LEAD

The Ducks held the Wild scoreless until 19:21 into the third period, winning the third game of the series, 2-1...Andy McDonald put the Ducks on the board with a power play goal 16:05 into the first and Rob Niedermayer scored mid-way through the third, which would prove to be the eventual game-winner...Chris Pronger collected the assist on both goals...Ilya Bryzgalov stopped 19-of-20 shots, marking the sixth time he has allowed one-goal-or-less in a postseason contest...the Ducks successfully killed 4-of-5 Wild power plays, allowing the only Minnesota PPG of the series.

PP: 1-4 **PK:** 4-5 **SF:** 19 **SA:** 20 **TOI:** C. Pronger (30:51) **Three Stars:** 1. R. Niedermayer 2. Pronger 3. Veilleux

GAME 2 (April 13, 2007) - ANAHEIM 3 vs. MINNESOTA 2

DUCKS WIN SPECIAL TEAMS BATTLE OVER WILD, 3-2

All three Ducks goals were scored by the special teams squads...Francois Beauchemin gave the Ducks the early lead on a power play shot from the blue line...Beauchemin scored once again on the power play in the second, with assists coming from Ryan Getzlaf and Teemu Selanne...Getzlaf scored what proved to be the game-winner with 1:17 remaining in the second on a short-handed opportunity...his shorthanded goal was only the club's fifth SHG in club postseason history...Travis Moen collected two assists in the game, while Samuel Pahlsson and Chris Pronger earned an assist each...Ilya Bryzgalov stopped 30-of-32 shots for his eighth career postseason win (8-4).

PP: 2-4 **PK:** 6-6 **SF:** 25 **SA:** 32 **TOI:** S. Niedermayer (30:40) **Three Stars:** 1. Beauchemin 2. Getzlaf 3. Bryzgalov

GAME 1 (April 11, 2007) - ANAHEIM 2 vs. MINNESOTA 1

SOLID DEFENSE PAYS OFF AS DUCKS EDGE WILD, 2-1

After a scoreless first period, the Wild held a 1-0 lead 9:52 into the second when Pavol Demitra scored a goal on assists from Marian Gaborik and Kurtis Foster...Teemu Selanne evened the score four minutes later on a pass from Francois Beauchemin...with just over five minutes remaining in the game, Dustin Penner scored his fourth career postseason goal, which would prove to be the game-winner...Ryan Getzlaf and Corey Perry collected the assists...15-of-18 Ducks recorded at least one shot on goal throughout the game...Ilya Bryzgalov stopped 24-of-25 shots for his seventh career postseason win (7-4), marking the fifth time he has allowed one-goal-or-less in a postseason contest.

PP: 0-3 **PK:** 4-4 **SF:** 34 **SA:** 25 **TOI:** C. Pronger (30:39) **Three Stars:** 1. Selanne 2. Pronger 3. Pahlsson

ANAHEIM DUCKS

2006 PLAYOFF NOTES



DUCKS SET PLAYOFF TEAM MARKS: The Ducks set a club record for goals in a playoff season, scoring 46 times in 2006...other notable team records set in 2006 were most goals in a playoff game (6 @ EDM on 5/25), goals in a period (4, twice in 2006), penalty minutes in a playoff season (267) penalty minutes in a series (vs. CGY)...the club also tied the mark for playoff goals in a series (17, vs. CGY; also vs. PHX in 1997).

ROOKIES MAKE THEIR MARK: Of the 128 team points (48-80=128) the Ducks scored during the postseason, Anaheim rookies accounted for 12-25=37 of them (28.9%)...the 37 rookie points were the most in one playoff year since the 1993 Los Angeles Kings had 40 rookie points...of the 16 goals the Ducks scored in the Western Conference Semifinals series versus Colorado, three were scored by rookies and all but three figured a rookie on the score sheet...the last time a team had six rookies play a game in the Conference Finals was the 1991 Boston Bruins (although only one, Jeff Lazarro, played all six games of the series).

TWO STILL PLAYING: Anaheim was the only NHL organization to have both their NHL team and AHL affiliate reach each respective league's conference final...The Portland Pirates clinched the Atlantic Division Final Series, defeating the Hartford Wolfpack four games to two to advance to the Eastern Conference Final, where they fell to the Hershey Bears 4-3.

SIX IN A ROW: With their Western Conference Semifinal series-clinching win in Game 4 (May 11) versus COL, the Ducks tied the franchise record for consecutive playoff victories with six...the record was set during the 2003 postseason from 4/10/03-4/26/03...the Ducks swept Detroit in the conference quarterfinals and won their first two games at Dallas in the conference semifinals.

13 UNANSWERED: The Ducks scored 13 unanswered goals, from Game 6 (May 1) versus Calgary in the Western Conference Quarterfinals to Game 3 (May 9) versus Colorado in the Western Conference Semifinals...the Flames scored at 10:18 of the first period and the Ducks scored 13 goals without allowing a goal against until Dan Hinote scored at 19:33 of the first period in Game 3...The last team to score 13 or more unanswered goals in the post-season was Detroit with 14 from 5/15/95-5/23/95.

MARCHANT TIES RECORD: Ducks center Todd Marchant tied the club record for most assists in a playoff game with three in Game 4 (May 25) of the Western Conference Finals at Edmonton...the feat had been accomplished three times previously (Dustin Penner, 5/9/06 @ COL, Steve Rucchin, 4/21/99 @ DET and Petr Sykora, 4/26/03 @ DAL)...his three assists are the first ever recorded by a rookie in a single playoff game in team history.

NOBODY BEATS THE BRYZ: Ilya Bryzgalov tied an NHL record with three consecutive shutouts (done five times previously) in Game 7 of the Conference Quarterfinals versus Calgary (May 3), Game 1 (May 5) and Game 2 (May 7) of the Conference Semifinal versus Colorado... In addition Bryzgalov's shutout sequence of 249:15, is the second-longest in NHL postseason history and is the longest ever by a rookie. Gerry McNeil previously held the rookie record at 218:42...Bryzgalov stopped 98 consecutive shots.

LONGEST SHUTOUT SEQUENCE BY A GOALTENDER IN ONE PLAYOFF YEAR

Streak	Goaltender	Team	Dates
270:08	George Hainsworth	Canadiens	3/28-4/3, 1930
249:15	Ilya Bryzgalov	Ducks	5/3-5/7, 2006
248:35	Dave Kerr	Rangers	3/25-4/6, 1937
248:32	Normie Smith	Red Wings	3/24-28, 1936
218:42	Gerry McNeil	Canadiens	3/27-31, 1951
217:54	J.S. Guere	Ducks	5/5-16, 2003

FIRST IN 61 YEARS: In Game 1 (May 5) versus COL, Ducks goaltender Ilya Bryzgalov became the first rookie to record consecutive shutouts in the playoffs since 1945...the last rookie goaltender to post consecutive shutouts in the postseason was Toronto's Frank McCool in April of 1945...McCool had three consecutive shutouts versus Detroit on April 6, 8 and 12...Bryzgalov tied him for the rookie record.

ANOTHER ONE FOR BRYZ: Ilya Bryzgalov is only the fourth rookie goaltender to win all four games of a playoff series sweep...the others are Chicago's Tony Esposito in 1970 vs. Detroit; Montreal's Jacques Plante in 1954 vs. Boston; Montreal's Bill Durnan in the 1944 Stanley Cup Finals versus Chicago.

BRYZ SHUTS THE DOOR: Ilya Bryzgalov's shutout in Game 7 (May 3) of the Western Conference Quarterfinals at Calgary was the first shutout by a rookie in a Game 7 since May 15, 1993, when Felix Potvin of Toronto shutout St. Louis...in addition, it was only the third shutout in a Game 7 by a rookie in NHL history as the New York Islanders' Chico Resch was the first goalie to do so in 1975 at Pittsburgh...Bryzgalov led the NHL in GAA (1.46), SV% (.944) and shutouts (3).



ANAHEIM DUCKS

2006 PLAYOFF NOTES

SELANNE WITH ANOTHER DUCK RECORD: Ducks right wing Teemu Selanne had points in seven straight playoff games (Apr. 23-May 5), scoring 4-5=9 points, tying a club record for longest playoff point streak (also, Dmitri Mironov (0-8=8 points), Apr. 24-May 8, 1997).

PENNER IN THE FRANCHISE RECORD BOOK: With three assists in Game 3 (May 9) of the Conference Semifinals versus Colorado, Ducks left wing Dustin Penner tied the franchise record for most assists in a playoff game (done twice previously, Steve Rucchin, 4/21/99 @ DET and Petr Sykora, 4/26/03 @ DAL)...his three assists are the first ever recorded by a rookie in a single playoff game in team history.

RALLY: Anaheim's Western Conference Quarterfinal win versus Calgary marked the second time the club has ever rallied from a series deficit to win (also 1997, down 3-2 vs. PHX, won series 4-3).

DECIDING RECORD: With their 3-0 victory in Game 7 (May 3) of the Western Conference Quarterfinal at Calgary, the Ducks improved their record in Game 7s to 2-1...the win at Calgary was the Ducks' first series clinching game on the road...in their first ever Game 7 (April 29) versus Phoenix in the 1997 Conference Quarterfinals, the Ducks won 3-0...in Game 7 (June 9) of the 2003 Stanley Cup Finals, the Ducks dropped a 3-0 decision to the New Jersey Devils.

PERFECT IN GAME 6: With a 2-1 victory in Game 6 (May 1) in Anaheim, the Ducks extended their perfect record in Game 6s to four games...below is a list:

Date	Series	Opponent Score
May 1, 2006	CQF vs. CGY	W, 2-1
June 7, 2003	SCF vs. NJ	W, 5-2
May 5, 2003	CSF vs. DAL	W, 4-3
April 27, 1997	CQF @ PHX	W, 3-2 (OT)

TWO FOR THE ROOKIES: Ducks defenseman Francois Beauchemin's two goals (both PPGs) in Game 3 of the Western Conference Quarterfinals set a club record for goals in a playoff game by a rookie...in addition, he tied the club record for most goals in a playoff game (eight times previously), most goals by a defenseman in a playoff game (J.J. Daigneault, Game 2 of CQF, April 18, 1997) and most power play goals in a playoff game (Adam Oates, Game 4 of WCF, May 16, 2003)...Dustin Penner tied the record with two goals in Game 4 (May 25) of the Western Conference Finals.

OH WHAT A NIGHT: In Game 3 (May 9) at Colorado in the Western Conference Semifinals, Joffrey Lupul scored all four of the Ducks goals, including the game-winner in overtime...in doing so, he became the first player in NHL playoff history to score four goals, including the overtime winner...the four-goal game was the first ever by a Ducks player in the postseason or regular season...he's the first player to account for all four of his team's goals in a win since Maurice "Rocket" Richard did so on March 23, 1944...the feat had been accomplished twice previously...prior to Lupul's four goals, the last player to score four goals in a playoff game was Theo Fleury on May 13, 1995 for the Flames in a 6-4 win over San Jose...below is a list of players to account for all four of their teams goals:

PLAYERS TO SCORE 4+ GOALS, ACCOUNTING FOR ALL HIS TEAM'S GOALS (NHL playoff history)

Date	Teams	GOALS
05/09/2006	ANA 4 vs COL 3	Joffrey Lupul 4 (win)
04/26/1993	NYI 4 at WAS 6	Ray Ferraro 4 (loss)
04/10/1986	CHI 4 vs TOR 6	Denis Savard 4 (loss)
03/23/1944	MTL 5 vs TOR 1	Rocket Richard 5 (win)
03/22/1919	MTL 4 at SEA 2	Newsy Lalonde 4 (win)

LUPUL REWRITING THE BOOK: Ducks right wing Joffrey Lupul became the first Ducks player to score four goals in a playoff or regular season game...in addition, Lupul broke the playoff record for goals in a series; he had six in four games in the Western Conference Semifinal series versus Colorado (Paul Kariya and Teemu Selanne each had five goals in the 1997 Conference Quarterfinals versus Phoenix, seven games)...he has also eclipsed the record for goals in a playoff season with nine (seven was the previous record, done three times: Paul Kariya and Teemu Selanne in 1997, 11 games; and Steve Rucchin, 2003, 21 games)...his three-game goal streak (6-0=6) from May 7-11, is the longest goal streak in club playoff history.

ANAHEIM DUCKS

2006 PLAYOFF RECAPS



2006 WESTERN CONFERENCE FINALS

Game 5 (May 27, 2006) – ANAHEIM 1 vs. EDMONTON 2 OILERS TAKE SERIES

Francois Beauchemin scored the Ducks lone goal in a 2-1 Edmonton win...Scott Niedermayer and Teemu Selanne assisted on the power play goal...Niedermayer (0-3=3 points) and Selanne (1-3=4 points) each ended the 2006 Stanley Cup Playoffs with three-game assist streaks...J.S. Giguere stopped 23-of-the-25 shots he faced...the Ducks went 1-11 on the power play.
PP: 1-8 PK: 6-7 SF: 46 SA: 23 TOI: S. Niedermayer (29:16)

GAME 4 (May 25, 2006) - ANAHEIM 6 @ EDMONTON 3 DUCKS SCORE A PLAYOFF TEAM RECORD SIX GOALS WIN

Dustin Penner and Joffrey Lupul each scored two goals for the Ducks in their 6-3 win over Edmonton...Ryan Getzlaf added a goal and an assist...Todd Marchant chipped in with three assists...Ruslan Salei scored the game winning goal...Teemu Selanne, Andy McDonald, Scott Niedermayer, Sean O'Donnell and Samuel Pahlsson all registered single assists...J.S. Giguere made the start in goal and made 20 saves in the win...Marchant (1-4=5), Penner (2-1=3), Lupul (2-1=3), Getzlaf (1-2=3), Selanne (1-2=3), O'Donnell (1-1=2), S. Niedermayer (0-2=2) and McDonald (0-2=2) all extended their respective point streaks to two games...Anaheim has outshot Edmonton in each game of this series.
PP: 1-8 PK: 6-7 SF: 46 SA: 23 TOI: S. Niedermayer (29:16)

GAME 3 (May 23, 2006) - ANAHEIM 4 @ EDMONTON 5 DUCKS BATTLE BACK BUT COME UP SHORT

Anaheim battled back from a 4-0 deficit but came up short in a 5-4 loss to Edmonton...Teemu Selanne and Todd Marchant each recorded a goal and an assist...Sean O'Donnell and Chris Kunitz also scored goals for the Ducks...Andy McDonald, Dustin Penner, Vitaly Vishnevski, Ryan Getzlaf, Joffrey Lupul and Scott Niedermayer all recorded single assists...Ilya Bryzgalov made the start in goal for Anaheim and stopped 17 shots...the Ducks have out shot the Oilers in every game of the series...
PP: 0-7 PK: 6-8 SF: 38 SA: 22 TOI: Beauchemin (33:17)

GAME 2 (May 21, 2006) - EDMONTON 3 @ ANAHEIM 1 ROLOSON SHINES AS OILERS TAKE 2-0 SERIES LEAD

Dwayne Roloson stopped 33 of the 34 shots he faced as the Oilers beat the Ducks 3-1...Jeff Friesen scored the Ducks' goal on assists from Samuel Pahlsson and Rob Niedermayer...Ilya Bryzgalov made 22 saves in goal for Anaheim.
PP: 0-5 PK: 2-3 SF: 34 SA: 25 TOI: S. Niedermayer (29:13)

GAME 1 (May 19, 2006) - EDMONTON 3 @ ANAHEIM 1 OILERS SNAP DUCKS WINNING STREAK

Edmonton's second period power play goal broke a 1-1 tie and the Oilers added an empty net goal to beat Anaheim 3-1...Andy McDonald scored the Ducks lone goal on assists from Francois Beauchemin and Scott Niedermayer...Ilya Bryzgalov stopped 23 of 25 shots in goal...S. Niedermayer extended his assist streak (0-2=2 points) to two games...McDonald extended his point streak (1-1=2 points) to two games.
PP: 1-8 PK: 4-5 SF: 32 SA: 26 TOI: S. Niedermayer (27:46)

2006 WESTERN CONFERENCE SEMIFINALS

GAME 4 (May 11, 2006) - ANAHEIM 4 @ COLORADO 1 DUCKS SWEEP AVS TO ADVANCE TO THE CONFERENCE FINALS

Ilya Bryzgalov stopped 40-of-41 shots and Todd Marchant added two goals as the Ducks defeated the Avalanche 4-1 to advance to the conference finals...Marchant's two goals set a career playoff high and with an assist, his three points (2-1=3) are also a career playoff high...Dustin Penner added a goal and an assist to extend his assist streak (1-5=6) to three games, his goal was his first career NHL playoff game...Teemu Selanne also scored for the Ducks...Scott Niedermayer, Chris Kunitz, Andy McDonald, Joffrey Lupul and Sean O'Donnell all added single assists...Lupul's assist extended his point streak (6-1=7) to four games...Marchant's assist pushed his point streak (2-4=6 points) to three games...O'Donnell has an assist in each of the last two games...for the six consecutive game the Ducks did not allow a power play goal against.
PP: 0-3 PK: 5-5 SF: 34 SA: 41 TOI: S. Niedermayer (25:54)



ANAHEIM DUCKS

2006 PLAYOFF RECAPS

GAME 3 (May 9, 2006) - ANAHEIM 4 @ COLORADO 3 (OT)

DUCKS TAKE 3-0 LEAD ON LUPUL'S RECORD FOUR GOALS

The Ducks extended their winning streak to five games as they defeated the Avalanche 4-3 in overtime in Game 3...Joffrey Lupul scored all four of the Ducks goals...Lupul is the first Duck to score four goals in any game, including playoffs and regular season...in addition, Lupul set a club record for most goals in a playoff series, giving him six this round (previously five, held by Paul Kariya and Teemu Selanne vs. Phoenix in the first round in 1997)...Dustin Penner tied a club record for most assists in a playoff game with three (0-3=3)...Lupul extended his goal streak (6-0=6) to three games...Ilya Bryzgalov's scoreless minute streak was snapped at 249:15, the second longest in NHL playoff history...Bryzgalov stopped 26-of-the-29 shots he faced, including five in overtime...Vitaly Vishnevski, Todd Marchant and Sean O'Donnell all recorded single assists...Marchant (0-3=3) and Penner (0-4=4) each extended their respective assist streaks to two games.

PP: 0-5 PK: 8-8 SF: 39 SA: 29 TOI: F. Beauchemin (35:16)

GAME 2 (May 7, 2006) - COLORADO 0 @ ANAHEIM 3

DUCKS TAKE 2-0 LEAD AS BRYZGALOV POSTS THIRD STRAIGHT SHUTOUT

For the third game in a row, Ilya Bryzgalov recorded a shutout tying an NHL record for consecutive shutouts in the playoffs...with the shutout, Bryzgalov extended his scoreless minutes streak to 229:42, the fourth longest in NHL history...in addition, he has stopped 92 consecutive shots...Ryan Getzlaf, Ruslan Salei and Joffrey Lupul all scored for the Ducks...Todd Marchant recorded two assists...Scott Niedermayer, Chris Kunitz and Dustin Penner all collected single assists...the Ducks have scored 13 unanswered goals and killed the last 23 penalties against successfully...Lupul extended his goal streak (2-0=2 points) to two games...Kunitz (1-2=3 points) and Getzlaf (1-1=2) both extended their point streaks to two games...Penner's assist was his first career playoff point...for the fourth consecutive game, the Ducks did not allow a power play goal.

PP: 1-6 PK: 6-6 SF: 35 SA: 22 TOI: F. Beauchemin (27:18)

GAME 1 (May 5, 2006) - COLORADO 0 @ ANAHEIM 5

DUCKS BRYZGALOV POSTS SECOND STRAIGHT SHUTOUT AS DUCKS TAKE SERIES LEAD

With a 5-0 shutout victory over Colorado, the Ducks tied a club record for most goals scored in a playoff game...in addition, the Ducks have scored 10 unanswered goals, dating back to Game 6 (May 1) versus Calgary in the Western Conference Quarterfinals...the Ducks four second-period goals also set a club playoff record for most goals in a game...Ilya Bryzgalov became the first rookie goaltender to record consecutive shutouts since 1945...with 1-2=3 points, Teemu Selanne extended his point streak (4-5=9) to seven games...Chris Kunitz added 1-1=2 points, establishing a playoff single game career high...Samuel Pahlsson, Teemu Selanne, Joffrey Lupul and Travis Moen all scored goals for the Ducks...Francois Beauchemin collected two assists...Jeff Friesen, Rob Niedermayer and Ryan Getzlaf all collected single assists...Friesen extended his point streak (1-1=2) to two games...Moen's goal was his first career playoff goal/point.

PP: 1-5 PK: 5-5 SF: 34 SA: 29 TOI: F. Beauchemin (25:35)

2006 WESTERN CONFERENCE QUARTERFINALS

GAME 7 (May 3, 2006) - ANAHEIM 3 @ CALGARY 0

DUCKS SHUTOUT FLAMES TO CLINCH SERIES

Ilya Bryzgalov stopped all 22 shots he faced as the Ducks shutout the Flames 3-0 to advance to the Western Conference Semifinals...the shutout was the first of Bryzgalov's career...Teemu Selanne (GWG), Ruslan Salei and Jeff Friesen all scored goals for the Ducks...with an assist, Salei set a single-game playoff career high in points (1-1=2)...Andy McDonald and Teemu Selanne also recorded single assists...Francois Beauchemin led all skaters in TOI.

PP: 0-2 PK: 4-4 SF: 32 SA: 22 TOI: F. Beauchemin (29:50)

GAME 6 (May 1, 2006) - CALGARY 1 @ ANAHEIM 2

DUCKS GET LATE THIRD PERIOD GOAL TO FORCE GAME 7

Scott Niedermayer scored with 5:27 left in regulation to give the Ducks a 2-1 victory over Calgary and force Game 7...Teemu Selanne also scored for the Ducks...Andy McDonald, Chris Kunitz, Corey Perry and Ryan Getzlaf all registered single assists for the Ducks...Ilya Bryzgalov stopped 21-of-the-22 shots he faced for his first career playoff victory...Selanne extended his scoring streak (2-3=5) to five games...McDonald pushed his point streak (1-3=4) to three games...S. Niedermayer once again led all skater in TOI with 30:38.

PP: 1-9 PK: 5-5 SF: 30 SA: 22 TOI: S. Niedermayer (30:38)

ANAHEIM DUCKS

2006 PLAYOFF RECAPS



GAME 5 (April 29, 2006) - ANAHEIM 2 @ CALGARY 3

DUCKS RALLY BUT CAN'T GET EQUALIZER

Anaheim scored two third period goals to rally but came up short and lost to Calgary 3-2...Rob Niedermayer scored with 33 seconds remaining to pull the Ducks within one goal...Andy McDonald scored his first career playoff goal to put the Ducks on the board...Francois Beauchemin collected two assists...Teemu Selanne and Samuel Pahlsson each collected single assists...JS Giguere made the start in goal for Anaheim and stopped 5 of 8 shots in 20:39 of play...Ilya Bryzgalov stopped all 19 shots he faced in 36:44 of relief.

PP: 2-6 PK: 3-4 SF: 28 SA: 27 TOI: S. Niedermayer (27:47)

GAME 4 (April 27, 2006) - CALGARY 2 @ ANAHEIM 3 (OT)

DUCKS TIE SERIES ON O'DONNELL'S OT WINNER

Sean O'Donnell scored at 1:36 into overtime as the Ducks won 3-2 and tied the series at 2-2...O'Donnell's goal was his first career playoff game winning goal...Ryan Getzlaf and Teemu Selanne also scored for the Ducks...Getzlaf's goal was his first career NHL playoff goal and Selanne's was his first of this postseason...Andy McDonald collected two assists for his first career playoff points...Corey Perry, Vitaly Vishnevski, Scott Niedermayer and Chris Kunitz all registered single assists...JS Giguere made the start in goal for the Ducks and stopped 25-of-27 shots in the win while extending his playoff OT scoreless streak to 170:03...Travis Moen and Dustin Penner each made their NHL Stanley Cup Playoff debut...S. Niedermayer extended his assist streak (1-3=4) to three games...Selanne extended his point streak (1-2=3) to three games and Perry pushed his assist streak (0-2=2) to two games.

PP: 1-7 PK: 6-6 SF: 30 SA: 27 TOI: S. Niedermayer (29:24)

GAME 3 (APRIL 25, 2006) - CALGARY 5 @ ANAHEIM 2

FLAMES SCORE THREE ON POWER PLAY TO DOWN DUCKS

Calgary scored three power play goals as they defeated the Ducks 5-2 in Game 3...Francois Beauchemin scored both of the Ducks goals, both on the power play...the goals were the first of Beauchemin's NHL playoff career...Scott Niedermayer assisted on each of the goals...Corey Perry and Teemu Selanne both collected single assists...Perry's assist was his first career NHL playoff point...S. Niedermayer (1-2=3), Beauchemin (2-1=3) and Selanne (0-2=2) extended their respective point streaks to two games...the loss snapped the Ducks seven-game home winning streak, the last time the Ducks lost a home playoff game was Game 3 (April 28) of the 2003 CSF.

PP: 3-7 PK: 2-9 SF: 29 SA: 24 TOI: S. Niedermayer (28:50)

GAME 2 (APRIL 23, 2006) - ANAHEIM 4 @ CALGARY 3

DUCKS TIE UP SERIES

Four different Ducks scored as Anaheim evened the series 1-1...Samuel Pahlsson scored the game winning goal...Chris Kunitz, Scott Niedermayer (SHG) and Joffrey Lupul all scored for the Ducks...Kunitz and Lupul each recorded their first playoff goal/point...JS Giguere made the start in goal and stopped 22 shots en route to the win...Francois Beauchemin, Teemu Selanne, Ruslan Salei, Todd Marchant and Jonathan Hedstrom all collected single assists for the Ducks...with their respective assists, Beauchemin and Hedstrom each recorded their first playoff point...Marchant has recorded an assist in each of the Ducks' playoff games.

PP: 0-6 PK: 10-12 SF: 20 SA: 25 TOI: S. Niedermayer (29:25)

GAME 1 (APRIL 21, 2006) - ANAHEIM 1 @ CALGARY 2 (OT)

FLAMES SNAP DUCKS OT WIN STREAK

Darren McCarty scored at 9:45 into overtime as the Flames beat the Ducks 2-1, snapping the Ducks seven-game playoff overtime winning streak...Jeff Friesen scored his 16th career playoff goal, his first as a Duck...Rob Niedermayer and Todd Marchant had the assists...Ilya Bryzgalov stopped 28 of the 30 shots he faced in goal in his first career playoff start...the Ducks outshot the Flames, 34-30 and won 53% of the faceoffs...Byrzgalov, Joffrey Lupul, Jonathan Hedstrom, Andy McDonald, Francois Beauchemin, Joe DiPenta, Chris Kunitz, Ryan Getzlaf and Corey Perry all made their NHL playoff debuts...Scott Niedermayer led all skaters in TOI with 32:03.

PP: 0-5 PK: 5-5 SF: 34 SA: 30 TOI: S. Niedermayer (32:03)



ANAHEIM DUCKS

2006 PLAYOFF STATS

POS	NO.	PLAYER	GP	TOI	G	A	PTS	+/-	PIM	PP	SH	GW	OT	S	PCTG
R	13	Teemu Selanne	16	17:55	6	8	14	0	6	1	0	2	0	53	11.3
C	22	Todd Marchant	16	17:33	3	10	13	14	14	0	0	0	0	26	11.5
R	15	Joffrey Lupul	16	16:43	9	2	11	9	31	1	0	1	1	62	14.5
D	27	Scott Niedermayer	16	28:53	2	9	11	1	14	1	1	1	0	48	4.2
R	76	*Dustin Penner	13	13:15	3	6	9	10	12	0	0	0	0	41	7.3
D	23	*Francois Beauchemin	16	27:26	3	6	9	0	11	3	0	0	0	35	8.6
C	19	Andy McDonald	16	16:33	2	7	9	0	10	2	0	0	0	48	4.2
L	38	*Chris Kunitz	16	12:30	3	5	8	1-	8	0	0	0	0	34	8.8
C	51	*Ryan Getzlaf	16	15:49	3	4	7	3-	13	2	0	1	0	38	7.9
D	24	Ruslan Salei	16	22:08	3	2	5	10	18	0	0	1	0	27	11.1
D	21	Sean O'donnell	16	16:43	2	3	5	8	23	0	0	1	1	10	20.0
C	26	Samuel Pahlsson	16	17:06	2	3	5	2	18	0	0	2	0	22	9.1
L	12	Jeff Friesen	16	11:14	3	1	4	1-	6	0	0	0	0	15	20.0
C	44	Rob Niedermayer	16	19:35	1	3	4	1-	10	1	0	0	0	24	4.2
D	5	Vitaly Vishnevski	16	13:40	0	4	4	2	10	0	0	0	0	8	.0
R	61	*Corey Perry	11	9:32	0	3	3	4-	16	0	0	0	0	14	.0
L	32	Travis Moen	9	8:25	1	0	1	1	10	0	0	0	0	5	20.0
R	17	Jonathan Hedstrom	3	16:57	0	1	1	0	2	0	0	0	0	1	.0
G	35	J Giguere	6	53:03	0	0	0	0	0	0	0	0	0	0	.0
G	30	*Ilya Bryzgalov	11	59:54	0	0	0	0	2	0	0	0	0	0	.0
L	29	Todd Fedoruk	12	8:19	0	0	0	1-	16	0	0	0	0	12	.0
D	33	Joe Dipenta	16	11:34	0	0	0	1	13	0	0	0	0	5	.0

NO.	GOALTENDER	GPI	MINS	AVG	W	L	EN	SO	GA	SA	SV%	G	A	PIM
30	Ilya Bryzgalov	11	659	1.46	6	4	2	3	16	285	.944	0	0	2
35	J.S. Giguere	6	318	3.40	3	3	0	0	18	132	.864	0	0	0
	ANA Goaltending Totals	16	988	2.19	9	7	2	3	36	419	.914			

* Rookie

ANAHEIM DUCKS

2003 PLAYOFF NOTES/RECAPS



Ducks Capture First Western Conference Championship: The Ducks finished the 2003 playoffs with a record of 15-6, recording the highest winning percentage in the NHL (.714)...the Ducks had a 9-1 record at home during the playoffs, second only to New Jersey's 12-1 mark...Anaheim swept the Minnesota Wild to win the Western Conference Championship, advancing to the Stanley Cup Finals for the first time in club history...the Ducks became the second post 1990's expansion team to reach the Finals, following the Florida Panthers in 1996 (vs. Colorado)...since the NHL assumed control of the Stanley Cup Finals after the 1926 season, the Ducks were only the fourth team in league history from the Pacific Time Zone to reach the Finals (Vancouver in 1994 and 1982, Los Angeles in 1993).

Team Defense Leads To NHL Record: The Ducks set an NHL record in their Western Conference Finals series vs. Minnesota, allowing the fewest goals against in a best-of-7 series by allowing just a single marker to the Wild...Andrew Brunette scored at 4:37 of the first period in Game Four to notch the first Minnesota goal...the 1935 Toronto Maple Leafs and 1952 Detroit Red Wings each surrendered two goals in four-game series.

Overtime Magic For Ducks in 2003: The Ducks went 7-0 in overtime in the 2003 playoffs, becoming the first team in NHL playoff history to go undefeated in OT when playing in at least six such contests...the seven consecutive overtime wins was second only to the 1993 Canadiens (10) for consecutive OT wins during one playoff season (Montreal finished 10-1 in OT)... Anaheim was the first team in NHL history to win four games in overtime in their first six postseason contests (Ducks were also the sixth team in NHL history to PLAY in four OT games in the first six playoff contests)...the Ducks also became the first team since the 1994 Vancouver Canucks (April 26-30) to win three straight playoff games in overtime (no team has ever won four straight)...the Ducks won three straight spanning Game 4 of the conference Quarter-Finals (Apr. 16) and Games 1 & 2 of the conference Semi-Finals (Apr. 24-26)...the Ducks had six different goal scorers in the seven overtime games (Sykora had two; Kariya, Rucchin, Leclerc, Thomas and Salei had one).

Ducks Take Care Of Business At Home: The Ducks finished 9-1 at home in the playoffs, including seven-straight home wins to end the postseason (second longest of '03 playoffs, behind New Jersey's eight)...the club's only loss was a 2-1 setback to Dallas in Game 3 of the Conf. Semifinals...the Ducks earned a record of 3-1 in Game 3, 4-0 in Game Four and 2-0 in Game 6...the club out-scored the opposition 26-to-13 at home this postseason...the Ducks allowed one-goal-or-fewer on five occasions.

Taking The Toughest Path: The Ducks became the first team in NHL history to knock off the top two conference seeds in the first two rounds of the playoffs (NHL began re-seeding following each playoff round in 1998-99)...the Ducks defeated the Stanley Cup Champion Detroit Red Wings 4-0 in the first round and the #1 seeded Dallas Stars 4-2...the 1995-96 Panthers knocked off No. 1 and No. 2 seeds (Philly and Pittsburgh) in conference Semi-Finals and Finals.

Games One And Two Have Road Winners: The ANAHEIM DUCKS were the first team in NHL history to win the first two games on the road in three consecutive series...the Ducks took the first two games in Detroit, Dallas & Minnesota before losing the first two in New Jersey in the Finals.

WESTERN CONFERENCE QUARTERFINALS

4/10/03 Anaheim 2 @ Detroit 1 (3OT) - Jean-Sebastien Giguere stopped 63 shots and Paul Kariya scored the triple-overtime game-winning goal in the third extra session as Anaheim took a 1-0 series lead over Detroit with a 2-1 win...Adam Oates scored a first-period goal for the Ducks after Brendan Shanahan started the game's scoring with a power play marker for Detroit...Niclas Havelid and Steve Rucchin had assists on Kariya's game winner, while Mike Leclerc and Kurt Sauer had helpers on the Oates goal...Giguere's 63 saves were the most by a netminder making his Stanley Cup Playoff debut.

PP: 0-4 PK: 3-4 SF: 44 SA: 64

4/12/03 Anaheim 3 @ Detroit 2 - Steve Thomas (1-1=2) and Jason Krog both scored late third period goals to give the Ducks a 3-2 win at Joe Louis Arena and a 2-0 lead in the best of seven series...Stanislav Chistov started the game's scoring with a goal in the first period...Rob Niedermayer had two assists...Samuel Pahlsson and Sandis Ozolinsh also had single assists...Jean Sebastien Giguere stopped 34 -of-36 shots he faced.

PP: 0-3 PK: 2-2 SF: 23 SA: 36

4/14/03 Detroit 1 @ Anaheim 2 - Stanislav Chistov scored the game-winning goal in the third period after Samuel Pahlsson scored the game's first goal as the Ducks won 2-1 at the Arrowhead Pond...Chistov also earned an assist on Pahlsson's goal...J.S. Giguere stopped 36-of-37 shots to earn his third straight win and his third straight #1 star selection.

PP: 0-3 PK: 3-4 SF: 26 SA: 37

4/16/03 Detroit 2 @ Anaheim 3 (OT) - Steve Rucchin scored the overtime game-winning goal at 6:53 of the first extra session to seal a 4-0 series win for the Ducks...Paul Kariya and Jason Krog were the other goal scorers for the Ducks...Keith Carney earned two assists, including the set-up on Rucchin's game-winner... Petr Sykora, Adam Oates and Rob Niedermayer each had single assists.

PP: 0-4 PK: 4-4 SF: 27 SA: 34



ANAHEIM DUCKS

2003 PLAYOFF RECAPS

WESTERN CONFERENCE SEMIFINALS

4/24/03 Anaheim 4 @ Dallas 3 (5OT) - Petr Sykora scored the game-winning goal in the fifth overtime period (48 seconds into the frame) as the Ducks took Game 1 @ American Airlines Arena...the game was the fourth longest in NHL history (140:48)...Steve Rucchin, Rob Niedermayer (short-handed) and Jason Krog were the other goal scorers for Anaheim...Keith Carney logged a team-high 56:20 TOI and a game-high 83 shifts...Mike Leclerc earned two assists, including one of the GWG...Sandis Ozolinsh, Ruslan Salei and Adam Oates also had helpers...J.S. Giguere became the first goaltender to post two 60-save performances in a single playoff season.

PP: 0-3 PK: 3-3 SF: 54 SA: 63

4/26/03 Anaheim 3 @ Dallas 2 (OT) - Mike Leclerc scored his first career playoff goal at 1:44 of the first overtime period to give the Ducks a 2-0 lead on the Stars...Petr Sykora had an assist on each of the Ducks goals for his first career three-assist playoff game...Adam Oates scored a power play goal and had an assist...Paul Kariya had two assists...Rob Niedermayer scored to tie the score and force overtime at 18:51 of the third period.

PP: 1-6 PK: 1-2 SF: 27 SA: 31

4/28/03 Dallas 2 @ Anaheim 1 - Steve Rucchin netted his third goal of the playoffs in the first period to forge a tie, but Dallas scored the game's final goal at 3:41 of the second period and won 2-1 at the Arrowhead Pond...Paul Kariya and Niclas Havelid each had assists on Rucchin's power play marker...Jean-Sebastien Giguere stopped 30-of-32 shots on net.

PP: 1-4 PK: 3-4 SF: 32 SA: 32

4/30/03 Dallas 0 @ Anaheim 1 - Mike Leclerc scored his second game-winning goal in three games with a power play marker at 18:13 of the third period and Jean-Sebastien Giguere posted his first career playoff shutout in the 1-0 at the Arrowhead Pond...the Ducks took a 3-1 lead in the best-of-seven series...Sandis Ozolinsh and Ruslan Salei each had assists on the goal.

PP: 1-5 PK: 0-5 SF: 22 SA: 28

5/3/03 Anaheim 1 @ Dallas 4 - Anaheim lost to Dallas 4-1 with Paul Kariya scoring the lone Anaheim marker...Ruslan Salei and Steve Thomas each had single assists...Martin Gerber relieved JS Giguere in the third period and faced his first playoff shots, stopping 5-of-6 in 20 minutes of play.

PP: 0-6 PK: 2-2 SF: 15 SA: 25

5/5/03 Dallas 3 @ Anaheim 4 - Sandis Ozolinsh (1-1=2) scored the game-winning goal at 18:54 of the third period to give the Ducks a series-clinching 4-3 victory over Dallas at the Arrowhead Pond...Steve Thomas scored 1-2=3 points, including the first goal of the game...Stanislav Chistov and Ruslan Salei each had goals as well...Steve Rucchin, Jason Krog, Samuel Pahlsson and Mike Leclerc each had single assists.

PP: 1-3 PK: 2-3 SF: 26 SA: 29

WESTERN CONFERENCE FINALS

5/10/03 Anaheim 1 @ Minnesota 0 (2OT) - Petr Sykora scored his second overtime goal of the playoffs and Jean-Sebastien Giguere earned his second shutout of the postseason as the Ducks won 1-0 at Xcel Energy Center...Mike Leclerc and Adam Oates had the assists on Sykora's game-winning goal...Minnesota had five power plays compared with the Ducks one man-advantage.

PP: 0-1 PK: 5-5 SF: 26 SA: 39

5/12/03 Anaheim 2 @ Minnesota 0 - The Ducks used two shorthanded goals and a second consecutive shutout to go up 2-0 in the best-of-seven series...in the process the Ducks became the first team in NHL history to go 6-0 on the road in Games 1 & 2 of the first three rounds...Jean-Sebastien Giguere stopped all 24 shots he faced...Kurt Sauer scored the first game-winning goal of his career...Rob Niedermayer added an insurance marker in the third period...each goal in the game came shorthanded for the first time in NHL playoff history (games where 2-or-more goals have been scored)...Steve Rucchin and Dan Bylsma each had single assists.

PP: 0-3 PK: 3-3 SF: 22 SA: 24

5/14/03 Minnesota 0 @ Anaheim 4 - Jean-Sebastien Giguere and the Ducks earned their third consecutive shutout, and Paul Kariya scored two goals to match a career playoff high...Steve Rucchin scored the game-winner in the first period, while Stanislav Chistov tallied his fourth of the postseason...Adam Oates and Petr Sykora each had two assists...Mike Leclerc, Rob Niedermayer, Vitaly Vishnevski and Samuel Pahlsson each had single assists.

PP: 0-4 PK: 4-4 SF: 32 SA: 35

ANAHEIM DUCKS

2003 PLAYOFF RECAPS



5/16/03 Minnesota 1 @ Anaheim 2 - The Ducks swept their second team of the Stanley Cup Playoffs (also Detroit) with a 2-1 win at the Pond... Adam Oates scored two power play goals and Jean-Sebastien Giguere stopped 24-of-25 shots...Mike Leclerc had two assists...Rob Niedermayer and Niclas Havelid also had assists...the Ducks scored multiple power play goals for the first time in the postseason.

PP: 2-3 PK: 3-4 SF: 28 SA: 25

STANLEY CUP FINALS

5/27/03 Anaheim 0 @ New Jersey 3 - Anaheim was shutout in the playoffs for the third time in franchise history...Jean-Sebastien Giguere and the Ducks saw their five-game winning streak end...the Devils third goal was an empty-netter at 19:38 of the third period.

PP: 0-2 PK: 1-1 SF: 16 SA: 30

5/29/03 Anaheim 0 @ New Jersey 3 - The Devils scored two second period goals and did not allow an Anaheim marker in a 3-0 win at Continental Airlines Arena...the Ducks were led in shots by Ruslan Salei, who had three...Anaheim won 63.3% of the game's faceoffs, going 38-for-60 on the night.

PP: 0-3 PK: 3-4 SF: 16 SA: 25

5/31/03 New Jersey 2 @ Anaheim 3 (OT) - Ruslan Salei's shot beat Martin Brodeur at 6:59 of the first overtime period and the Ducks won 3-2 at the Arrowhead Pond...Sandis Ozolinsh (1-1=2) and Marc Chouinard also scored for the Ducks in the second period...Jean-Sebastien Giguere posted an assist on Ozolinsh's goal, while Adam Oates had a helper on his fourth straight overtime goal by the Ducks.

PP: 0-2 PK: 4-4 SF: 33 SA: 31

6/2/03 New Jersey 0 @ Anaheim 1 (OT) - Steve Thomas scored just 39 seconds into overtime to give the Ducks their second consecutive victory and even the series 2-2...J.S. Giguere posted his fifth shutout of the 2003 Playoffs...Samuel Pahlsson and Sandis Ozolinsh each had assists.

PP: 0-1 PK: 3-3 SF: 26 SA: 26

6/5/03 Anaheim 3 @ New Jersey 6 - The Ducks scored first and twice tied the score, but the Devils won 6-3 at Continental Airlines Arena...Petr Sykora scored a goal 42 seconds into the game...Steve Rucchin and Samuel Pahlsson also had goals for the Ducks...New Jersey scored the game's final three goals...Adam Oates, Paul Kariya, Rob Niedermayer and Keith Carney each had single assists...the Ducks had one power play compared with the Devils four opportunities.

PP: 0-1 PK: 4-4 SF: 23 SA: 37

6/7/03 New Jersey 2 @ Anaheim 5 - The Ducks scored a team playoff record five goals in a game, including three in the first period to win 5-2 in Game 6 at the Arrowhead Pond...Steve Rucchin scored the game's first two goals, while Steve Thomas, Paul Kariya (1-2=3) and Petr Sykora (1-2=3) also lit the lamp...Mike Leclerc, Rob Niedermayer, Keith Carney, Adam Oates, Stanislav Chistov and Niclas Havelid each had single assists...the Ducks moved their all-time record to 3-0 in Game 6 of the playoffs.

PP: 2-8 PK: 2-3 SF: 24 SA: 28

6/9/03 Anaheim 0 @ New Jersey 3 - The Ducks' tremendous playoff RUN ended in a 3-0 defeat in Game 7...Michael Rupp scored the game-winner in the second period and Jeff Friesen added two goals...Martin Brodeur stopped 24 shots in the win, while Conn Smythe winner Jean-Sebastien Giguere made 22 saves for Anaheim.

PP: 0-1 PK: 2-2 SF: 24 SA: 25



ANAHEIM DUCKS

2003 PLAYOFF STATS

POS	NO.	PLAYER	GP	AVG										PCTG	
				TOI	G	A	PTS	+/-	PIM	PP	SH	GW	OT		S
C	77	ADAM OATES	21	19:15	4	9	13	2	6	3	0	1	0	18	22.2
R	39	PETR SYKORA	21	18:38	4	9	13	3	12	1	0	2	2	58	6.9
L	9	PAUL KARIYA	21	21:14	6	6	12	0	6	0	0	1	1	53	11.3
L	12	MIKE LECLERC	21	19:01	2	9	11	3	12	1	0	2	1	55	3.6
C	20	STEVE RUCCHIN	21	23:34	7	3	10	-2	2	1	0	2	1	46	15.2
C	44	ROB NIEDERMAYER	21	23:34	3	7	10	-5	18	0	2	0	0	41	7.3
R	32	STEVE THOMAS	21	15:12	4	4	8	2	8	2	0	3	1	40	10.0
D	8	SANDIS OZOLINSH	21	23:37	2	6	8	8	10	0	0	1	0	39	5.1
L	23	STANISLAV CHISTOV	21	13:21	4	2	6	4	8	0	0	1	0	33	12.1
C	26	SAMUEL PAHLSSON	21	16:40	2	4	6	1	12	0	0	0	0	24	8.3
D	24	RUSLAN SALEI	21	26:05	2	3	5	3	26	0	0	1	1	33	6.1
L	10	JASON KROG	21	12:10	3	1	4	3	4	0	0	0	0	23	13.0
D	3	KEITH CARNEY	21	26:39	0	4	4	3	16	0	0	0	0	26	0.0
D	28	NICLAS HAVELID	21	25:41	0	4	4	0	2	0	0	0	0	29	0.0
D	34	KURT SAUER	21	20:44	1	1	2	3	6	0	1	1	0	8	12.5
C	11	MARC CHOUINARD	15	7:16	1	0	1	1	0	0	0	0	0	11	9.1
R	21	DAN BYLSMA	11	9:44	0	1	1	3	2	0	0	0	0	12	0.0
G	35	J.S. GIGUERE	21	67:00	0	1	1	0	0	0	0	0	0	0	0.0
D	5	VITALY VISHNEVSKI	21	10:01	0	1	1	-3	6	0	0	0	0	8	0.0
D	2	FREDRIK OLAUSSON	1	3:19	0	0	0	0	0	0	0	0	0	0	0.0
L	14	CAM SEVERSON	1	2:24	0	0	0	0	0	0	0	0	0	0	0.0
G	29	MARTIN GERBER	2	10:01	0	0	0	0	0	0	0	0	0	0	0.0
L	22	ALEXEI SMIRNOV	4	4:21	0	0	0	0	2	0	0	0	0	3	0.0
R	18	PATRIC KJELLBERG	10	10:30	0	0	0	-2	0	0	0	0	0	6	0.0

POS	NO.	GOALTENDER	GPI	MINS	AVG	W	L	T	EN	SO	GA	SA	SV %
G	35	J.S. GIGUERE	21	1407	1.62	15	6	1	5	38	697	.945	
G	29	MARTIN GERBER	2	20	3.00	0	0	0	0	1	6	.833	
TOTALS			21	1428	1.68	15	6	1	5	40	704	.943	

* Rookie

ANAHEIM DUCKS

1999 PLAYOFF NOTES/STATS



A Second Appearance in the Postseason: The Ducks finished the regular season with a 35-34-13 mark for 83 points, finishing sixth in the Western Conference. The Detroit Red Wings finished 43-32-7 for 93 points in the regular season, finishing third in the Western Conference. The two clubs met in the first round of the 1999 NHL Playoffs; the Ducks' second appearance in the post-season and the second playoff meeting in three years between Anaheim and Detroit. The Red Wings won the series four games to none, ending the Ducks' season with a 3-0 win @ Anaheim on Apr. 27. Teemu Selanne (2-2=4) and Paul Kariya (1-3=4) led Anaheim in playoff scoring. Marty McInnis co-led the team in goals with two power play tallies (tying with Selanne). Steve Yzerman led the Red Wings with 5-2=7 points in the series, including three power play goals. Brendan Shanahan (3-3=6), Sergei Fedorov (1-5=6) and Nicklas Lidstrom (0-6=6) all had six points in the four games. Chris Osgood was 4-0 with a 1.50 GAA in the series.

April 21, 1999 - Anaheim 3 @ Detroit 5: Paul Kariya (1-2=3) and Steve Rucchin (0-3=3) earned three-point games each for the Ducks in a 5-3 Detroit win...Marty McInnis (first career playoff goal) scored the first goal of the game on the power play and Teemu Selanne netted a goal in the third...Rucchin's three assists were a Ducks playoff record...Guy Hebert left the game midway through the second period after getting hit in the head and was relieved by Tom Askey, who stopped nine-of-11 shots in his NHL playoff debut.

April 23, 1999 - Anaheim 1 @ Detroit 5: Teemu Selanne scored Anaheim's lone goal on the power play from Paul Kariya and Fredrik Olausson... three of Detroit's five scores came with the man-advantage, going 3-of-9 on the evening.

April 25, 1999 - Detroit 4 @ Anaheim 2: Sergei Fedorov scored the first goal of the game early in the first period before Marty McInnis and Jason Marshall (first career playoff goal) scored to put the Ducks ahead by a 2-1 score...both clubs went 2-for-6 on the power play and finished with 24 shots on goal.

April 27, 1999 - Detroit 3 @ Anaheim 0: Chris Osgood stopped all 31 shots he faced in a 3-0 win, clinching the series for the Red Wings...Detroit outshot Anaheim 38-31. Paul Kariya missed the contest with a broken left foot, suffered late in Game Three.

1999 PLAYOFF GAME-BY-GAME

Game	Date	Opponent	Result	Record	Ducks Goals (by #)	Ana. Goaltender(s)	Attendance
Conference Quarterfinals vs. Detroit							
1	4/21	@ Detroit	3-5 L	0-1	16, 9, 8	Hebert/ASKEY	19,983
2	4/23	@ Detroit	1-5 L	0-2	8	Hebert	19,983
3	4/25	DETROIT	2-4 L	0-3	16, 23	Hebert	17,174
4	4/27	DETROIT	0-3 L	0-4	none	Hebert	17,174

Goal Key: underline = power play goal, * = shorthanded goal, bold = game-winning goal, + = game-tying goal, \$ = empty net goal, italic = penalty shot goal ^ = sellout at the Arrowhead Pond of Anaheim. When two goaltenders play in one game, all caps received decision

1999 STANLEY CUP PLAYOFF SCORING

POS	NO.	PLAYER	GP	G	A	PTS	+/-	PIM	PP	SH	GW	GT	S	PCTG
RW	8	TEEMU SELANNE	4	2	2	4	-1	2	1	0	0	0	7	28.6
LW	9	PAUL KARIYA	3	1	3	4	0	0	0	0	0	0	11	9.1
C	20	STEVE RUCCHIN	4	0	3	3	0	0	0	0	0	0	10	.0
LW	16	MARTY McINNIS	4	2	0	2	-1	2	2	0	0	0	12	16.7
D	2	FREDRIK OLAUSSON	4	0	2	2	-4	4	0	0	0	0	6	.0
D	23	JASON MARSHALL	4	1	0	1	-1	10	1	0	0	0	5	20.0
C	39	TRAVIS GREEN	4	0	1	1	-4	4	0	0	0	0	12	.0
D	7	PAVEL TRNKA	4	0	1	1	-3	2	0	0	0	0	2	.0
D	34	DAN TREBIL	1	0	0	0	0	2	0	0	0	0	0	.0
G	35	*TOM ASKEY	1	0	0	0	0	0	0	0	0	0	0	.0
C	22	*JOHAN DAVIDSSON	1	0	0	0	0	0	0	0	0	0	0	.0
LW	12	*MIKE LECLERC	1	0	0	0	0	0	0	0	0	0	1	.0
LW	32	STU GRIMSON	3	0	0	0	0	30	0	0	0	0	0	.0
D	24	RUSLAN SALEI	3	0	0	0	-4	4	0	0	0	0	5	.0
D	5	KEVIN HALLER	4	0	0	0	-1	2	0	0	0	0	7	.0
G	31	GUY HEBERT	4	0	0	0	0	0	0	0	0	0	0	.0
LW	33	JIM MCKENZIE	4	0	0	0	-2	4	0	0	0	0	5	.0
RW	17	TOMAS SANDSTROM	4	0	0	0	-2	4	0	0	0	0	9	.0
C	18	TED DRURY	4	0	0	0	-6	0	0	0	0	0	4	.0
RW	19	JEFF NIELSEN	4	0	0	0	-6	2	0	0	0	0	7	.0
D	4	JAMIE PUSHOR	4	0	0	0	-3	6	0	0	0	0	6	.0
C	14	*ANTTI AALTO	4	0	0	0	0	2	0	0	0	0	0	.0
C	11	MATT CULLEN	4	0	0	0	-2	0	0	0	0	0	6	.0

NO.	GOALTENDER	GP	MIN	GAA	W-L	EN	SO	GA	SHOTS	SV%	G	A	PIM
35	*TOM ASKEY	1	30	4.00	0-1	0	0	2	11	.818	0	0	0
31	GUY HEBERT	4	208	4.33	0-3	0	0	15	124	.879	0	0	2
TEAM TOTALS		4	240	4.25	0-4	0	0	17	135	.874	0	0	2

* = Rookie



ANAHEIM DUCKS

1997 PLAYOFF NOTES/STATS

Franchise Firsts: A few of the Ducks playoff "firsts" from the club's first-ever playoff game on April 16, 1997 vs. Phoenix: 1st Playoff Goal - Teemu Selanne (8:57 of 1st - pp); 1st Assists - J.J. Daigneault & Paul Kariya; 1st Win - Guy Hebert; 1st Penalty - Warren Rychel (x-check)...Guy Hebert recorded the club's first-ever playoff shutout in Game 7 (Apr. 29, 1997), giving Anaheim its first-ever playoff series win.

Playoff League Leaders: Paul Kariya ranked T-12th in playoff scoring and T-12th in goals with 7-6=13 pts. Kariya also ranked T-2nd in power play goals with 4...Dmitri Mironov ranked T-3rd among defensemen scoring with 1-10=11 pts. Mironov's 10 assists ranked T-9th in overall assists...J.J. Daigneault ranked T-8th among defensemen scoring with 1-8=9 pts...Teemu Selanne ranked T-12th in goals with 7.

Playing the Eventual Champs Tough: Anaheim was eliminated from the 1997 Playoffs by the eventual Stanley Cup Champion Detroit Red Wings in the Western Conference Quarterfinals, 4-0. The Ducks extended the Red Wings to overtime in three of those contests, including one double overtime game and one triple overtime game. Two of those overtime games came at Detroit. Guy Hebert and Mikhail Shtalenkov combined for a 2.45 GAA and .942 SV%. Only St. Louis had a better GAA (2.18) vs. Detroit in the postseason, while Anaheim was tops in save percentage vs. the Wings. The Ducks converted 36.4% of their power plays in the series - highest vs. Detroit in the playoffs.

1997 STANLEY CUP PLAYOFF SCORING

POS	NO.	PLAYER	GP	G	A	PTS	+/-	PIM	PP	SH	GW	GT	S	PCTG
LW	9	PAUL KARIYA	11	7	6	13	-2	4	4	0	1	1	61	11.5
D	15	DMITRI MIRONOV	11	1	10	11	0	10	1	0	0	0	36	2.8
RW	8	TEEMU SELANNE	11	7	3	10	-3	4	3	0	1	0	38	18.4
D	36	J.J. DAIGNEAULT	11	2	7	9	-6	16	1	0	1	0	24	8.3
LW	23	BRIAN BELLOWS	11	2	4	6	-7	2	1	0	0	0	36	5.6
C	20	STEVE RUCCHIN	8	1	2	3	-2	10	0	0	0	0	8	12.5
C	17	JARI KURRI	11	1	2	3	2	4	0	0	0	0	18	5.6
RW	14	JOE SACCO	11	2	0	2	-4	2	0	0	0	0	20	10.0
D	33	DAVE KARPA	8	1	1	2	-2	20	0	0	1	0	13	7.7
C	54	*SEAN PRONGER	9	0	2	2	0	4	0	0	0	0	7	.0
D	29	*DARREN VAN IMPE	9	0	2	2	-3	16	0	0	0	0	11	.0
LW	16	WARREN RYCHEL	11	0	2	2	-2	19	0	0	0	0	16	.0
C	13	TED DRURY	10	1	0	1	-2	4	0	0	0	0	17	5.9
D	28	JASON MARSHALL	7	0	1	1	1	4	0	0	0	0	3	.0
D	34	*DANIEL TREBIL	9	0	1	1	-6	6	0	0	0	0	10	.0
LW	22	KEN BAUMGARTNER	11	0	1	1	0	11	0	0	0	0	0	.0
C	32	RICHARD PARK	11	0	1	1	-2	2	0	0	0	0	10	.0
LW	27	*MIKE LECLERC	1	0	0	0	0	0	0	0	0	0	0	.0
RW	21	*IGOR NIKULIN	1	0	0	0	0	0	0	0	0	0	1	.0
C	12	KEVIN TODD	4	0	0	0	-3	2	0	0	0	0	3	.0
G	35	M. SHTALENKOV	4	0	0	0	0	2	0	0	0	0	0	0
G	31	GUY HEBERT	9	0	0	0	0	0	0	0	0	0	0	.0
D	2	BOBBY DOLLAS	11	0	0	0	-2	4	0	0	0	0	10	.0
C	24	MARK JANSSENS	11	0	0	0	-3	15	0	0	0	0	13	.0

NO.	GOALTENDER	GP	MIN	GAA	W-L	EN	SO	GA	SHOTS	SV%	G	A	PIM
31	GUY HEBERT	9	534	2.02	4-4	1	1	18	255	.929	0	0	0
35	M. SHTALENKOV	4	211	2.84	0-3	1	0	10	162	.938	0	0	2
	TEAM TOTALS	11	747	2.41	4-7	2	1	30	419	.928	0	0	2

* = Rookie



IOWA CHOPS NOTES



The Iowa Chops completed their 2008-09 inaugural season with a 33-33-14 record, finishing five points out of a playoff spot in the Western Conference.

Opening Night Thriller

The Chops quickly captured their fan's attention on opening night at Wells Fargo Arena. Trailing 3-0 at the midway point of the second period, the Chops rattled off five unanswered goals from five different players to earn the franchise's first win, 5-3. Power play goals from Josh Green and Brian Salcido sparked the offensive awakening. Bobby Ryan scored his first goal of the season in the third period followed by an unassisted, shorthanded tally from Drew Miller that was the eventual game-winning goal. David LeNeveu stopped 23-of-26 shots in his first outing of the season for the win.

Earning Victories

From Nov. 22-Dec. 7, the Chops set a season-high standings point streak, earning points in eight consecutive games, going 6-0-2. A few other franchise highs were also established during the run. The Chops collected at least one power play goal in each of the first six games, going nine-for-20 (45.0%) with the man advantage. The streak also included points in six straight road games (5-0-1) and four consecutive regulation road wins from Nov. 29-Dec. 7.

Shorthanded Success

The Chops saw significant improvements on the penalty kill late in the season stopping their opponent on 21-of-22 opportunities (95.5%) in the last five contests, including four consecutive games without allowing a power play goal from Apr. 2-10. Through their final 13 games of the season, the Chops were able to kill off 48-of-52 shorthanded opportunities (92.3%). The Chops also had 10 players with shorthanded goals in 2008-09. Drew Miller's four shorthanded tallies led the team and ranked second in the AHL, one shy of the league leader. Petteri Wirtanen (3), T.J. Trevelyan (2) and Josh Green (2) also had multiple shorthanded goals.



Offensive Highs

On Nov. 22, Iowa scored a season-high eight goals in an 8-6 victory at home against Milwaukee, Josh Green's 2-2=4 points were the most by one player for the Chops all season. The mark would be matched on Dec. 27 against Rockford when Brian Salcido collected 1-3=4 points, the most by a Chops defenseman all season. The Chops scored four-or-more goals on 23 occasions this season earning a 20-2-1 record in those games. They also owned a 10-1-0 record in games where they scored more than four goals.

All-Star Presence

Iowa also had several players involved in the 2009 AHL All-Star Game. Forward Drew Miller was named to the PlanetUSA AHL All-Star team on Jan. 7 but was unable to attend due to an NHL recall. Defenseman Brian Salcido served as Miller's replacement in the event. Petri Kontiola, the Chops leading scorer, who was acquired at the NHL trade deadline on Mar. 4, also played for the PlanetUSA team as a member of the Rockford Ice Hogs. Kontiola registered two assists in the AHL showcase.

Hard Work Rewarded

A total of eight Iowa Chops players had the opportunity to play with the Anaheim Ducks in the NHL this season: Matt Beleskey, Troy Bodie, Andrew Ebbett, Brett Festerling, Brendan Mikkelsen, Drew Miller, Bobby Ryan and Brian Salcido.



IOWA CHOPS STATS



No.	PLAYER	POS	GP	G	A	PTS	+/-	PIM	PP	PPA	SHG	SHA	GW	FG	IG	OT	UA	EN	SOG	SOA	SOGW	SO%	SH	SH%
16	Petri Kontiola (total)	C	81	19	43	62	-6	30	9	16	1	0	1	5	0	0	0	0	5	13	2	0.385	142	0.134
	RFD	C	61	15	38	53	3	22	7	15	1	0	1	4	0	0	0	0	4	11	1	0.364	114	0.132
	IOWA	C	20	4	5	9	-9	8	2	1	0	0	0	1	0	0	0	0	1	2	1	0.500	28	0.143
24	T.J. Trevelyan	LW	76	23	24	47	-8	18	6	12	2	2	1	3	0	0	3	0	1	7	0	0.143	216	0.106
22	Brian Salcido	D	76	10	33	43	-22	108	6	16	1	3	0	1	1	0	1	0	0	3	0	0.000	112	0.089
13	Petteri Wirtanen	C	78	15	26	41	-10	50	4	9	3	1	2	2	1	0	2	1	0	0	0	0.000	114	0.132
18	x Drew Miller	LW	53	23	15	38	-7	10	8	4	4	0	5	4	0	1	2	0	0	5	0	0.000	118	0.195
27	* Matt Beleskey	LW	58	11	24	35	-7	58	6	15	0	0	3	3	1	0	0	0	4	8	0	0.500	119	0.092
33	Eric Boguniecki	C	69	18	16	34	-19	52	5	9	0	0	1	5	0	0	0	0	0	3	0	0.000	104	0.173
32	Ajay Baines	C	79	7	24	31	-1	53	1	3	1	2	1	0	0	0	3	0	0	2	0	0.000	110	0.064
19	x Andrew Ebbett	C	28	10	19	29	9	6	1	6	1	0	1	3	2	0	1	0	1	1	0	1.000	76	0.132
20	x Troy Bodie	RW	71	15	12	27	-8	105	5	1	1	1	1	4	1	0	1	1	1	3	0	0.333	142	0.106
25	* Adrian Veideman	D	63	6	21	27	2	56	3	11	0	1	1	1	0	0	0	0	2	6	0	0.333	74	0.081
39	Josh Green	LW	39	10	14	24	-2	52	4	7	2	0	3	1	2	1	2	1	1	2	0	0.500	81	0.123
7	x Joakim Lindstrom	LW	21	7	14	21	-6	33	3	9	0	0	2	0	1	1	0	0	0	1	0	0.000	58	0.121
6	x Bobby Ryan	RW	14	9	10	19	2	19	6	5	0	0	2	2	0	0	1	0	0	0	0	0.000	44	0.205
15	* Ryan Dingle	LW	70	11	7	18	-8	21	1	1	0	0	4	1	0	0	1	0	0	1	0	0.000	125	0.088
14	Francis Wathier	LW	77	6	10	16	0	127	0	0	0	2	3	0	2	0	0	1	0	0	0	0.000	83	0.072
44	Brennan Evans	D	75	1	14	15	1	189	0	0	0	1	0	0	0	0	0	0	0	0	0	0.000	70	0.014
23	* Matt Caruana	C	41	5	6	11	-11	8	1	1	0	0	0	1	0	0	0	0	0	1	0	0.000	58	0.086
9	x Brendan Mikkelsen	D	31	2	8	10	-10	18	0	1	0	1	0	1	0	0	0	0	0	0	0	0.000	44	0.045
28	Ryan Donally	LW	72	5	4	9	-16	159	0	0	0	0	0	0	1	0	1	1	0	0	0	0.000	40	0.125
29	* Eric Regan	D	59	1	7	8	-5	36	0	2	0	0	0	0	0	0	1	0	0	0	0	0.000	55	0.018
10	* Charlie Kronschnabel	RW	44	2	5	7	-5	19	0	0	0	0	1	0	0	0	0	0	0	0	0	0.000	46	0.043
12	* John de Gray	D	62	2	5	7	-10	67	0	2	1	0	0	0	0	0	0	0	0	0	0	0.000	31	0.065
3	Brett Festerling	D	34	0	7	7	-3	31	0	1	0	0	0	0	0	0	0	0	0	0	0	0.000	25	0.000
26	*x Chad Painchaud	RW	16	3	3	6	3	0	0	0	0	0	0	0	0	0	0	0	0	0	0	0.000	21	0.143
8	*x Andrew Thomas	D	25	0	4	4	1	26	0	0	0	0	0	0	0	0	0	0	0	0	0	0.000	13	0.000
7	* MacGregor Sharp	C	6	1	1	2	1	4	0	0	0	0	0	1	0	0	0	0	0	0	0	0.000	11	0.091
21	* Mark Mitera	D	5	0	2	2	6	2	0	0	0	1	0	0	0	0	0	0	0	0	0	0.000	0	0.000
21	x Logan Stephenson	D	25	0	2	2	3	21	0	0	0	0	0	0	0	0	0	0	0	0	0	0.000	11	0.000
7	*x Kirk MacDonald	RW	6	1	0	1	0	4	0	0	0	0	1	0	0	0	0	0	0	0	0	0.000	7	0.143
6	* Nicolas Deschamps	LW	2	0	1	1	-1	0	0	0	0	0	0	0	0	0	0	0	0	1	0	0.000	2	0.000
42	x Pierre-Luc O'Brien	C	5	0	1	1	-1	0	0	0	0	0	0	0	0	0	0	0	0	0	1	0.000	5	0.000
4	* Stu Bickel	D	21	0	1	1	-3	51	0	0	0	0	0	0	0	0	0	0	0	0	0	0.000	8	0.000
31	David LeNeveu	G	46	0	1	1	0	0	0	1	0	0	0	0	0	0	0	0	0	0	0	0.000	0	0.000
26	x Matt Frick	D	1	0	0	0	0	0	0	0	0	0	0	0	0	0	0	0	0	0	0	0.000	0	0.000
16	*x Jason Bailey	RW	2	0	0	0	0	0	0	0	0	0	0	0	0	0	0	0	0	0	0	0.000	3	0.000
26	x Michal Birner	LW	2	0	0	0	-1	0	0	0	0	0	0	0	0	0	0	0	0	0	0	0.000	2	0.000
28	x Chris St. Croix	D	2	0	0	0	-2	2	0	0	0	0	0	0	0	0	0	0	0	0	0	0.000	3	0.000
6	x Garrett Bembridge	RW	5	0	0	0	-1	0	0	0	0	0	0	0	0	0	0	0	0	0	0	0.000	6	0.000
21	*x Rob LaLonde	D	7	0	0	0	-3	6	0	0	0	0	0	0	0	0	0	0	0	0	0	0.000	7	0.000
30	* Jean-Philippe Levasseur	G	41	0	0	0	0	2	0	0	0	0	0	0	0	0	0	0	0	0	0	0.000	0	0.000
	BENCH		80	1				16															1	
	TOTALS		80	209	346	554	-151	1437	62	117	16	15	32	34	12	3	19	5	11	47	1	0.234	2073	0.100

No.	GOALIE	GP	MINS	W	L	SOL	SO	EN	GA	GAA	SOGP	SOW	SOL	SOGA	SOA	SO%	SA	SVS	SV%
31	David LeNeveu	46	2627	20	19	6	0	2	129	2.95	6	0	6	14	25	0.440	1231	1102	0.895
30	* Jean-Philippe Levasseur	41	2217	13	18	4	0	4	115	3.11	5	1	4	11	20	0.450	1045	930	0.890
	TOTALS	80	4844	33	37	10	0	6	244	3.02	11	1	10	25	45	0.444	2276	2032	0.893

x - inactive, * - rookie

ANAHEIM DUCKS

2008-09 PROSPECT REPORT



All statistics include games played through Apr. 11
 *-Currently competing in league playoffs

Bakersfield Condors-ECHL

Player	Pos	Team	League	Regular Season					Playoffs				
				GP	G	A	P	PIM	GP	G	A	P	PIM
*Chad Painchaud	RW	Bakersfield	ECHL	57	20	44	64	46	2	1	3	4	6
*Bobby Bolt	LW	Bakersfield	ECHL	11	0	1	1	23	0	0	0	0	0
*Jason Bailey	RW	Bakersfield	ECHL	35	0	2	2	44	2	0	0	0	0

- Chad Painchaud finished the regular season tied for 17th in points and 11th in assists setting career highs in both categories while playing just 57 games for the Condors. He closed out the season with 12-22=34 points in his final 24 games in Bakersfield.
- Bobby Bolt battled with injuries through much of the season playing in only 11 games.
- Jason Bailey recorded two assists in his first professional season. He also played two games at the AHL level with Iowa.

North American Prospects – College

Player	Pos	Team	League	GP	G	A	P	PIM
Nick Bonino	C	Boston University	H-East	44	18	32	50	30
Jake Gardiner	D	University of Wisconsin	WCHA	39	3	18	21	16
Ryan Hegarty	D	University of Maine	H-East	24	0	3	3	22
Steve Kampfner	D	University of Michigan	CCHA	25	1	12	13	24
Mark Mitera	D	University of Michigan	CCHA	8	1	2	3	4
Dan Sexton	F	Bowling Green University	CCHA	38	17	22	39	20
MacGregor Sharp	F	Univ. of Minnesota-Duluth	WCHA	43	26	24	50	20
Justin Vaive	LW	Miami University (OH)	CCHA	37	6	6	12	44

- Nick Bonino set career highs in all offensive categories this season finishing second in scoring for Boston University. His goal at 19:42 of the third period in the NCAA championship game sent the contest to overtime where BU went on to win the national championship.
- Jake Gardiner completed his freshman year ranking second in assists and third in points among Wisconsin's defensemen.
- Ryan Hegarty contributed three assists from Maine's blue line during his freshman year.
- Steve Kampfner returned to the ice after suffering a broken skull. He ranked third among Michigan defensemen in assists.
- Mark Mitera battled back from a torn ACL suffered in the first game of the season. After a first round Michigan loss in the NCAA tournament, Mitera signed a three-year entry-level contract with Anaheim. He collected two assists in his first professional game with the Iowa Chops.
- Dan Sexton led the Falcons and set career highs in goals, assists and points. He signed a two-year entry-level contract with Anaheim in April.
- MacGregor Sharp collected points in each of the final 11 games of the season (12-7=19). Sharp and fellow Ducks prospect Nick Bonino made up two of the nation's seven 50-point scorers as they both finished tied for fourth in NCAA scoring in 2008-09.
- Justin Vaive set career highs in goals and points with the Redhawks. The sophomore reached the NCAA Championship Game with Miami.

North American Prospects – Juniors

Player	Pos	Team	League	Regular Season					Playoffs				
				GP	G	A	P	PIM	GP	G	A	P	PIM
Josh Brittain	LW	Barrie	OHL	68	32	20	52	96	5	1	2	3	4
Nicolas Deschamps	C	Chicoutimi	QMJHL	65	24	41	65	40	4	3	1	4	12
*Maxime Macenauer	C	Shawinigan	QMJHL	54	22	18	40	52	9	4	3	7	4
*Logan MacMillan	LW	Rimouski	QMJHL	43	9	22	31	64	9	3	1	4	18
Matt McCue	D	Medicine Hat	WHL	61	6	19	25	195	9	1	2	3	12
*Brandon McMillan	C	Kelowna	WHL	70	14	35	49	75	9	0	3	3	8
*Nick Pryor	D	Waterloo	USHL	43	7	17	24	36	0	0	0	0	0
Justin Shultz	D	Westside	BCHL	49	15	35	50	29	6	1	2	3	2
Stefan Warg	D	Seattle	WHL	70	1	16	17	80	5	0	0	0	2

Goaltender	Pos	Team	League	Regular Season					Playoffs				
				GP	MINS	GA	GAA	SV%	GP	MINS	GA	GAA	SV%
*Marco Cousineau	G	Drummondville	QMJHL	50	2797	151	3.24	0.893	6	332	11	1.99	0.904
*Timo Pielmeier	G	Shawinigan	QMJHL	43	2407	106	2.64	0.914	9	556	21	2.27	0.910



ANAHEIM DUCKS

2008-09 PROSPECT REPORT

- Josh Brittain set career highs in goals and points after being traded mid-season from the Kingston Frontenacs.
- Nicolas Deschamps led Chicoutimi in assists and ranked second in points. He signed a late season try-out contract with the Iowa Chops and played one game at the AHL level.
- Maxime Macenauer was traded at the QMJHL deadline from Rouyn-Noranda. Macenauer and Shawinigan will face either Cape Breton or Quebec in the QMJHL Semifinals.
- Logan MacMillan was traded from Halifax mid-season. Rimouski is set to take on top-seeded Drummondville in the QMJHL Semifinals. Following the league championship, MacMillan and the Oceanic will host the Memorial Cup.
- Matt McCue set new career highs in every offensive category this season. He signed a three-year contract with Anaheim in December.
- Brandon McMillan set a career-high in assists this season with Kelowna.
- Nick Pryor was traded mid-season from Des Moines. This was his first season in the USHL.
- Justin Shultz led all defensemen and ranked fourth overall in scoring for the Warriors. He will play for the University of Wisconsin in the 2009-10 season.
- Stefan Warg ranked third among Seattle defensemen in scoring in 2008-09, his first season in North America.
- Marco Cousineau was traded at the deadline from Baie-Comeau. He has backstopped top-seeded Drummondville to the QMJHL Semifinals against Rimouski.
- Timo Pielmeier was acquired at the NHL trade deadline from San Jose. Pielmeier registered career numbers this season ranking fourth in SV% and GAA in the QMJHL.

European Prospects

Player	Pos	Team	League	Regular Season					Playoffs				
				GP	G	A	P	PIM	GP	G	A	P	PIM
Michal Birner	LW	Pelicans	FIN League	6	0	2	2	14	-	-	-	-	-

Goaltender	Pos	Team	League	Regular Season					Playoffs				
				GP	MINS	GA	GAA	SV%	GP	MINS	GA	GAA	SV%
Mattias Modig	G	Lulea HF	SWE League	40	2268	85	2.25	0.922	4	238	13	3.28	0.892
Sebastian Stefaniszin	G	Iserlohn	GER League	23	1275	71	3.34	0.903	-	-	-	-	-

- Michael Birner left the Iowa Chops mid-season to compete in Finland's SM-Liiga. Battling injuries, he played in only six games.
- Mattias Modig relished his starting role in the Elitserien, ranking second in the league in SV% and third overall in GAA.
- Sebastian Stefaniszin split goaltending duties in his first full season in Germany's highest league.

ANAHEIM DUCKS

2008-09 TEAM PHOTO



FRONT ROW (L-R): Jean-Sebastien Giguere, Executive Vice President/COO Tim Ryan, Senior Vice President of Hockey Operations David McNab, Executive Vice President & General Manager Bob Murray, Chris Pronger, Scott Niedermayer, Ryan Getzlaf, CEO Michael Schulman, Head Coach Randy Carlyle, Senior Vice President/CMO Bob Wagner, Jonas Hiller

SECOND ROW: Assistant Coach Newell Brown, Assistant Coach Dave Farrish, Vice President of Human Resources Kim Kutcher, Vice President of Operations Kevin Starkey, Teemu Selanne, Rob Niedermayer, Bret Hedican, Todd Marchant, Vice President of Finance Doug Heller, Anaheim Arena Management Vice President of Finance Angela Wergechik, Goaltending Consultant Francois Allaire, Video Coordinator Joe Trotta **THIRD ROW:** Assistant Equipment Manager John Allaway, Equipment Manager Doug Shearer, Andrew Ebbett, James Wisniewski, Francois Beauchemin, Bobby Ryan, Ryan Carter, Mike Brown, Strength & Conditioning Coach Sean Skahan, Head Athletic Trainer Tim Clark, Assistant Athletic Trainer Meaghan Beaudoin

BACK ROW: Equipment Assistant Chris Kincaid, Petteri Nokelainen, Sheldon Brookbank, Ryan Whitney, George Parros, Corey Perry, Brendan Mikkelsen, Erik Christensen, Brad Larsen, Massage Therapist James Partida