

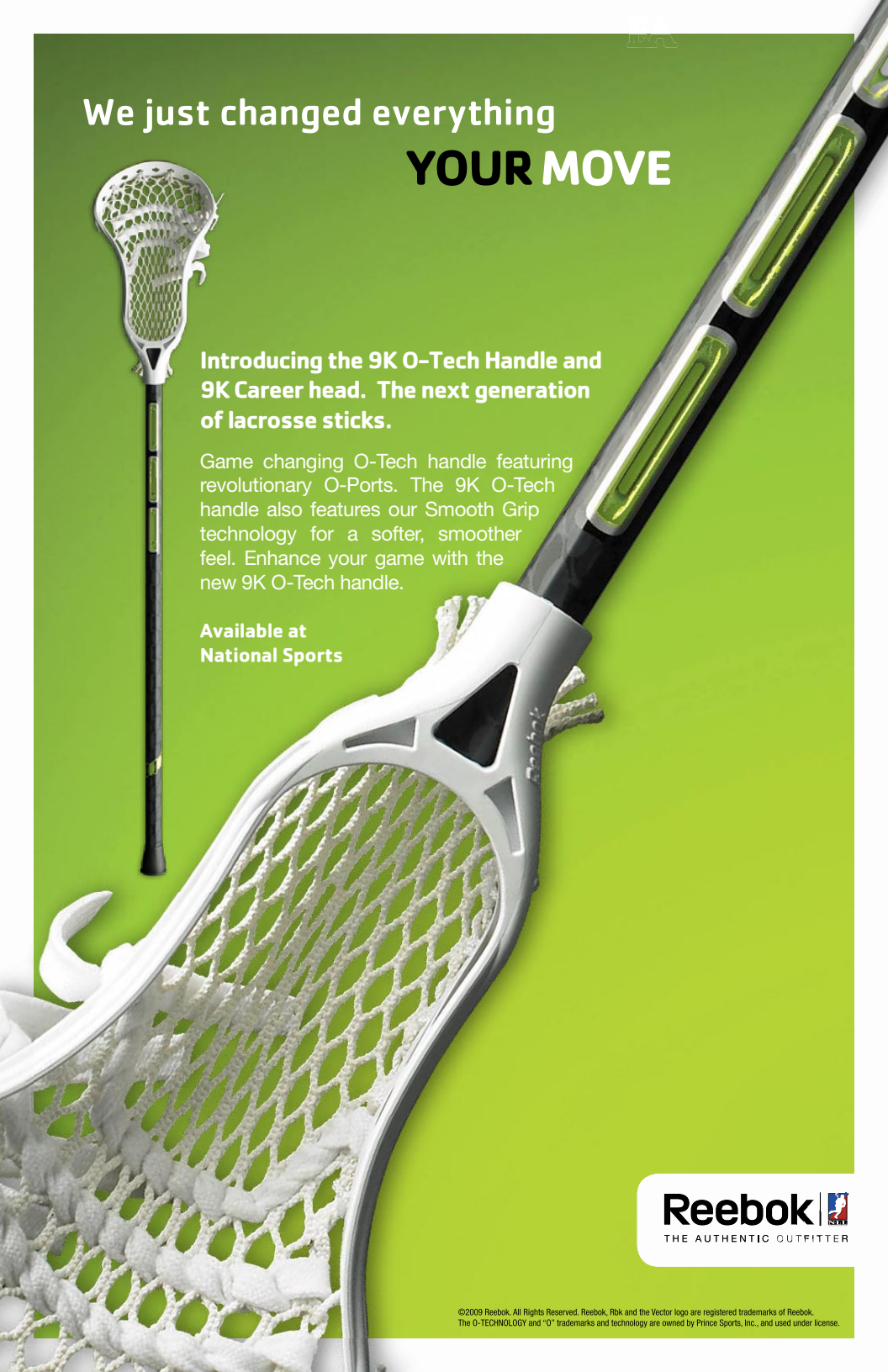


NATIONAL LACROSSE LEAGUE

2009 OFFICIAL GUIDE AND RECORD BOOK



2009



We just changed everything
YOUR MOVE

**Introducing the 9K O-Tech Handle and
9K Career head. The next generation
of lacrosse sticks.**

Game changing O-Tech handle featuring revolutionary O-Ports. The 9K O-Tech handle also features our Smooth Grip technology for a softer, smoother feel. Enhance your game with the new 9K O-Tech handle.

**Available at
National Sports**

Reebok 
THE AUTHENTIC OUTFITTER



Table of Contents

NLL INTRODUCTION

Table of Contents	1
NLL Staff Directory	2
NLL Officials Directory	2
Introduction to the NLL.....	3
2009 Division and Playoff Formats	4
Lacrosse Talk	5

TEAM INFORMATION

Boston Blazers	6-7
Buffalo Bandits	8-14
Calgary Roughnecks	15-20
Colorado Mammoth.....	21-27
Edmonton Rush	28-32
Minnesota Swarm.....	33-38
New York Titans.....	39-43
Philadelphia Wings	44-50
Portland LumberJax.....	51-55
Rochester Knighthawks	56-62
San Jose Stealth.....	63-68
Toronto Rock.....	69-74

HISTORY AND RECORDS

League Award Winners and Honors	75-76
League All-Pros.....	77-80
All-Rookie Teams	81
Individual Records/Coaching Records	82
All-Time Single-Season Records.....	83
Yearly Leaders.....	84-85
All-Time Leaders	86
Championship Game History	87
Championship Game Records	88
Year-by-Year Standings.....	89-103
First Round Draft History.....	104-105



2009 NLL MEDIA GUIDE AND RECORD BOOK

The 2009 NLL Media Guide and Record Book is a production of the National Lacrosse League. It is written and edited by Doug Fritts, Scott Neiss and Justin Rubino. The guide was designed by Eric Rhew. Cover designed by David Crilly. Photos courtesy of Christopher Bunn, Larry Palumbo, Chris Scherrer, Cory Shannon, Michael Martin, Allan George, Dave Sanders, Bruce Kluckhohn, Adam Borgstahl and Jane Shafer.



Staff and Officials Directories

NATIONAL LACROSSE LEAGUE STAFF DIRECTORY

Interim Commissioner	George Daniel
Chief Financial Officer	Tatia Mays-Russell
Vice President of Lacrosse Operations.....	Brian Lemon
Vice President of Communications	Doug Fritts
Director of Operations	Scott Neiss
Director of Team Business Development.....	Jason Lai
Assistant to the Commissioner	Risa Whipple

NLL ON-FIELD OFFICIALS

Steve Adamick.....	#33	Rick Lum	#39
John Babbitt	#10	Scott Malloy	#22
John Bistowski	#60	Steve Miller.....	#19
Roy Condon	#4	Sean Murphy.....	#66
Chet Couture	#2	Roger Nurse	#71
Jeff Dolan	#17	Greg Pepper	#51
J.D. Doyle	#45	Brent Raineri	#49
Kevin Forrester	#62	Gerry Rasch	#52
Bill Fox	#6	Matt Robinson	#72
Mark Gardonio	#27	David Seidman.....	#18
Rob Gross	#63	Grant Spies.....	#7
Greg Hart	#24	Tom Sutton	#16
Jeff Howes.....	#25	Ty Wilkinson	#59
Joseph Jastrzemski.....	#23	Keith Williams.....	#26
Bill Jenkins.....	#35	Jason Wiswell.....	#28
Bill Johansen.....	#47	Daron Yates	#73
Paul Kunzel	#34	Duane Zeelenberg.....	#13
Todd Labranche.....	#12		
Todd Lorenz.....	#20		



Introduction to the NLL

The National Lacrosse League Guide and Record Book profiles the League's history, and sets the scene for the 2009 season, the 23rd season of professional indoor lacrosse.

The league played its inaugural game in January of 1987, and was first known as the Eagle Pro Box Lacrosse League. In 1988, the name was changed to the Major Indoor Lacrosse League (MILL). The MILL became the National Lacrosse League (NLL) following the 1997 season. All of the statistics and records in this book encompass all 22 seasons of the league's existence. Therefore, a League Record is one that covers all three names and the league's entire 22-year history. A complete timeline of the major events in league history can be found in this book.

The National Lacrosse League plays indoor lacrosse. The game is a hybrid, combining parts of box lacrosse (played inside the confines of an ice hockey rink on a turf surface or concrete surface, more prevalent in Canada) with field lacrosse (played on an outdoor field, either on grass or turf, more prevalent in the United States).

Indoor lacrosse was designed to combine the most exciting elements of box and field lacrosse. The game is played inside the confines of an ice hockey rink, with glass and rink boards intact. The playing surface is artificial turf, which is placed directly over the arena's ice surface. Each team plays with five runners and a goaltender. The combination of the confined playing area and the physical play leads many fans to describe indoor lacrosse as "like hockey, on foot, with more scoring."

25 goals are scored in the average NLL game. Indoor lacrosse is similar to basketball in terms of its frequent scoring, use of a shot clock (30 seconds), and use of the over-and-back rule. When teams are on offense, they often spread the floor and pass the ball around in a manner similar to that of basketball.

The NLL game is also played in four quarters, each 15 minutes in length. Ties are settled in a 15 minute sudden-death overtime period. Additional overtime periods may take place as needed until a goal is scored, however, the longest overtime game in league history lasted only 11 minutes. There are no tie games and there are no points or credit awarded for an "overtime loss" in the NLL. The standings and team records are strictly Wins-Losses.

Each team plays a 16-game regular season schedule. The NLL schedule is structured in a similar fashion to that of the National Football League. All games are played on the weekends. The weekends of the schedule are numbered, #1-#18. Opening weekend of the season is Week #1.

As the League has grown, so has the schedule. Here is a look at schedule growth in recent League history:

1996: 10-game schedule

1997: 12-game schedule

2001: 14-game schedule

2002: 16-game schedule

The Champion's Cup Playoffs are single-game elimination. An explanation of the Playoff Format can be found on the next page.



2009 Division and Playoff Formats

The 12 active member clubs are divided into two divisions:

East Division

Boston Blazers
Buffalo Bandits
New York Titans
Philadelphia Wings
Rochester Knighthawks
Toronto Rock

West Division

Calgary Roughnecks
Colorado Mammoth
Edmonton Rush
Minnesota Swarm
Portland LumberJax
San Jose Stealth

The following is the format for NLL post-season. All playoff games are single elimination.

1. The top four teams in each division shall earn playoff berths. Each division champion faces the fourth place finisher from their division. The second place finisher in each division faces the third place finisher from their division in the Division Semifinals. Each game is hosted by the higher-seeded team.
2. In the Divisional Finals, the winner of the first vs. fourth place Divisional Semifinal game faces the winner of the second vs. third place Divisional Semifinal game in each division respectively. Each game is hosted by the higher-seeded team.
3. The Divisional Final winners shall meet in the 2009 Championship Game (East vs. West) with the higher overall seed hosting the game.
4. In the event of a tiebreaker involving three or more clubs, divisional tiebreakers shall be first applied to break ties of clubs within the division. Overall tiebreakers shall then be applied between the top seeded tied club of each division. Tiebreakers will then be re-applied between the loser of that tiebreaker and the next seeded club with the same record. (Example B, C & D below).

Divisional Tiebreakers:

The following is the tiebreaking procedure for clubs having identical won-lost records at the conclusion of the regular season within their division, to determine the order of finish and seeding within the division.

- a) Head-to-head record during the regular season (best won-lost percentage in games between tied clubs)
- b) Win-loss percentage against divisional opponents
- c) Win-loss record against common opponents played an equal number of times during the regular season.
- d) Goals for/goals (most net points) against in head-to-head match-ups.
- e) Per-game goal differential (goals for minus goals against, divided by games played) within Division
- f) Total goals for/goals (most net points) against for the regular season.
- g) Coin toss.

(Note: Only one club advances to the playoffs in any tie-breaking step. Remaining tied clubs revert to the first step of the tiebreakers. As an example, if two clubs remain tied in any tiebreaker step after all other clubs have been eliminated, the procedure reverts back to tiebreaker A to determine the winner. When one club wins the tiebreaker, all other clubs revert to tiebreaker A.) (Example A below).

Overall Tiebreakers:

The following is the tie-breaking procedure for clubs having identical won-lost records at the conclusion of the regular season to determine the order of finish and seeding:

- a) Head-to-head record during the regular season (best won-lost percentage in games between tied clubs)
- b) Win-loss record against common opponents played an equal number of games during the regular season.
- c) Goals for/goals (most net points) against in head-to-head match-ups.
- d) Total goals for/goals against (most net points) for the regular season.
- e) Coin toss.



Lacrosse Talk

Assist - Awarded to the player or players (maximum of two) who touched the ball prior to the goal, provided no defender plays or possesses the ball in between.

Body Check - Slowing or stopping an opponent in possession of the ball. The check must be above the waist and below the shoulders.

Breakaway - One-on-one scoring opportunity with the offensive player and the goaltender.

Cradling (the ball) - The back and forward motion of the stick with the ball in the pocket. The cradling keeps the ball inside the pocket, making it difficult for the defender to dislodge or take it away.

Crease - Nine-foot radius area which surrounds the goals at each end of the playing surface. A goal is disallowed if a player scores while standing inside this area or steps on the line that defines the crease.

Cross Check - Using the shaft of the stick between his hands, the defensive player tries to push on the opponent's arm forcing a poor pass or shot.

Face-Off - At the start of the game, any quarter of play, and after a goal is scored, the ball is placed in the center circle and two opposing players face each other in a scrum of possession.

Goal - Awarded to the last player on the scoring club to touch the ball prior to the ball entering the net.

Hidden Ball Play - A player without the ball starts to cradle his stick drawing the attention of the defense while another teammate candidly passes the ball or shoots on net.

Loose Ball - There is no possession and the ball is bouncing, rolling or rebound off the boards or goaltender. Loose balls are also sometimes referred to as ground balls.

Major Penalty - Five minutes in length. Penalty time expires on the scoring of two goals, but penalized player must remain in penalty box for full five minutes.

Man Down - A team is considered this, or short-handed, when they must send out a four- or three-man unit as a result of having one or two of their players in the penalty box.

Minor Penalty - Two minutes in length. Penalty expires upon the scoring of a goal; penalized player returns to floor.

Offensive Screen - Legal action by an attacking player to impede the defensive coverage of a defender on an attacking player "without" possession of the ball.

Outlet Pass - The first pass from the goaltender that begins the transition from defense to offense.

Penalty Box - Off-field area, near midfield, where players serve penalty time.

Pick - Legal interference by an offensive player from a set position on a defensive player who is playing defense on the ball carrier. If two players execute the pick, it is referred to as a double pick.

Power Play - When a team has a(n extra) man advantage because of a penalty situation against the opposing team. Power plays can take the form of five-on-four, five-on-three, or four-on-three. Following are some examples of what is and is not considered a power-play goal:

- If a club has an advantage on a minor penalty starting at 2:02 of the quarter and it scores at 4:02, the goal is not a power-play goal.
- If a club scores on a delayed penalty, the goal is not a power-play goal.
- If a club has an advantage due to a five-minute major penalty, that club is always credited with having one more advantage than the number of power-play goals it scores during that advantage; because the penalty does not expire, a new advantage begins after such a power-play goal. For example, if Team A scores one goal during a major penalty, it is credited with two advantages.
- If a club is on a power play for any length of time, it is considered to have had an advantage.
- A double minor constitutes two opportunities.

Screen Shot - A shot on goal that is difficult for the goaltender to see because of the high amount of player traffic in front of the crease area.

Short-Handed Goal - scored by a club while it is at a manpower disadvantage due to a penalty.

Shot On Goal - if a player shoots the ball with the intention of scoring and if that shot would have gone in the net had the goaltender not stopped it, the shot is recorded as a shot "on goal". Shots which hit either of the goalposts or the crossbar are also credited as a shot on goal.

Technical Penalty - Result in loss of possession of the ball. Minor violation; no time penalty.

Tenths Of A Second - if a penalty or goal occurs in the last minute of a quarter, the time is rounded off to the previous second (i.e. - if a penalty is called with 14.6 seconds left in the quarter, the time is indicated as 14:45, and not 14:46).



BOSTON BLAZERS

200 Portland Street, Suite 301 • Boston, MA 02114
 Phone: 617-904-0600 • www.blazerslacrosse.com

CLUB DIRECTORY



Tim Armstrong
Owner



Doug Reffue
President/Governor



Jon Brod
Alternate Governor



Head Coach/General Manager.....	Tom Ryan
Assistant Coaches.....	Randy Fraser, Corey Hallman, Todd Francis
Western Scout.....	Dave Bremner
Equipment Manager.....	Patrick Reigel
Director of Marketing and PR.....	Nancy Hamilton
Director of Ticket Sales.....	Brett Zaleski
Sponsorship Manager.....	Sara Toussaint
Associate Sponsorship Manager.....	Dave Lopresti
Ticket Operations Manager.....	Matt Nielsten
Marketing and Media Relations Coordinator.....	Krista Olson
Account Executives.....	Alyjah Rubin, Geoff Colleran, Karen Fitzgerald, Anne Marie Leahy, Craig Corbett, Dave Sternburg, Kevin Kotyluk

TEAM INFORMATION

Home Arena/Seating Capacity.....	TD Banknorth Garden/17,565
NLL Team Established.....	2008
Colors.....	Red, Black and White

2009 SCHEDULE

Jan. 10	at New York	7:30 p.m.
Jan. 17	NEW YORK	7:30 p.m.
Jan. 23	at Philadelphia	8 p.m.
Jan. 24	PHILADELPHIA	7:30 p.m.
Jan. 31	PORTLAND	7:30 p.m.
Feb. 7	NEW YORK	7:30 p.m.
Feb. 13	at Philadelphia	8 p.m.
Feb. 20	at Minnesota	8 p.m.
Feb. 22	at Calgary	5 p.m.
Feb. 28	SAN JOSE	7:30 p.m.
Mar. 14	TORONTO	7:30 p.m.
Mar. 28	at Rochester	7:35 p.m.
Apr. 3	at Toronto	7:30 p.m.
Apr. 4	BUFFALO	7:30 p.m.
Apr. 11	ROCHESTER	7:30 p.m.
Apr. 18	at Buffalo	7:30 p.m.

All Times ET





All-Time Draft Choices

2008 ENTRY DRAFT

Rd (overall)	Player Chosen	From
1 (1)	Daryl Veltman	Hobart College
2 (14)	Nick Cotter	Dowling College
3 (26)	Jon Harnett	Adrian College
4 (37)	Dilan Graham	Bellarmino University
4 (44)	Reed MacPhail	Victoria, BC
5 (52)	Chad Henry	Adelphi University
5 (56)	Paul Manesis	University of Massachusetts
6 (63)	Danny Brennan	Syracuse University

2008 EXPANSION DRAFT

Selection	Player Chosen	From
1	Mike Poulin	Toronto
2	Mitch Belisle	New York
3	Matt Lyons	Rochester
4	Kyle Laverty	Buffalo
5	John Gallant	Colorado
6	Jake Bergey	Philadelphia
7	Devan Wray	Calgary
8	Kyle Ross	Minnesota
9	Tom Johnson	San Jose
10	Matt Holman	Chicago
11	Michael Kilby	Portland
12	Cam Bergman	Edmonton

2008 DISPERSAL DRAFT (CHICAGO)

Rd (Overall)	Player Chosen
1 (1)	Anthony Cosmo
2 (13)	Geoff Griffiths
3 (22)	Carter Livingstone

2008 DISPERSAL DRAFT (ARIZONA)

Rd (Overall)	Player Chosen
1 (1)	Dan Dawson
2 (14)	Peter Veltman



REID



BUFFALO BANDITS

HSBC Arena • One Seymour H. Knox III Plaza • Buffalo, NY 14203
 Phone: 716-855-4100 • Fax: 716-855-4110 • www.bandits.com

CLUB DIRECTORY



B. Thomas Golisano
Owner



Dan Dipofi
Governor



Dave Zygaj
Alternate Governor and
Director of Legal Affairs



General Manager/Head Coach.....	Darris Kilgour
Assistant Coach	Ron Henry
Assistant Coach	Derek Graham
Assistant Coach	Emmet Printup
Assistant Coach	Jay Drury
Assistant Coach	Chuck Brown
Director of Lacrosse Operations	Scott Loffler
Director of Public Relations	Ashley Scanlon

TEAM INFORMATION

Home Arena/Seating Capacity	HSBC Arena/18,595
NLL Team Established.....	1992
Colors.....	Black, Orange, White

2009 SCHEDULE

Jan. 3	PHILADELPHIA	7:30 p.m.
Jan. 10	at Toronto	7 p.m.
Jan. 16	ROCHESTER	7:30 p.m.
Jan. 24	at Minnesota	8 p.m.
Jan. 29	at Edmonton	9 p.m.
Feb. 6	at Philadelphia	8 p.m.
Feb. 14	TORONTO	7:30 p.m.
Feb. 20	at Toronto	7 p.m.
Feb. 28	MINNESOTA	7:30 p.m.
Mar. 14	at Rochester	7:35 p.m.
Mar. 21	PORTLAND	7:30 p.m.
Mar. 28	NEW YORK	7:30 p.m.
Apr. 4	at Boston	7:30 p.m.
Apr. 10	ROCHESTER	7:30 p.m.
Apr. 11	at New York	7:30 p.m.
Apr. 18	BOSTON	7:30 p.m.

All Times ET

2008 RESULTS

Jan. 11	ROCHESTER	L, 9-12
Jan. 12	at Rochester	W, 14-9
Jan. 19	NEW YORK	W, 17-13
Jan. 26	at Philadelphia	L, 14-15 (OT)
Feb. 8	at Calgary	W, 17-9
Feb. 10	at New York	L, 9-10 (OT)
Feb. 15	at Toronto	L, 8-11
Feb. 16	MINNESOTA	W, 16-14
Feb. 24	at Chicago	W, 13-8
Mar. 1	PHILADELPHIA	W, 21-12
Mar. 8	MINNESOTA	W, 11-7
Mar. 22	TORONTO	L, 9-13
Apr. 5	COLORADO	W, 12-11
Apr. 12	at Rochester	L, 6-11
Apr. 19	CHICAGO	W, 13-9
Apr. 26	PORTLAND	W, 14-10
May 2	PHILADELPHIA *	W, 14-12
May 10	NEW YORK *	W, 19-12
May 17	PORTLAND *	W, 14-13

* - Playoff game



2008 Regular Season Statistics

#	PLAYERS	POS	GP	G	A	PTS	PIM	PPG	PPA	SHG	SHA	GWG	LB	S	SPCT	SOG	FO	
11	Tavares, John	F	16	29	58	87	23	11	16	4	0	1	91	153	.190	121	0-0	
9	Steenhuis, Mark	T	15	34	41	75	27	4	15	1	2	3	121	183	.186	145	0-0	
99	Powless, Delby	F	16	18	37	55	10	6	12	1	0	1	29	81	.222	63	0-0	
72	Bomberry, Cory	F	16	17	38	55	29	6	14	2	0	2	59	91	.187	58	94-207	
81	Vyse, Roger	F	14	21	27	48	4	9	15	0	1	0	48	113	.186	80	0-0	
44	Accursi, Mike	F	4	6	3	9	0	1	0	0	1	0	17	37	.162	27	8-16	
	(TOTALS)		13	17	25	42	6	4	9	0	1	0	54	147	.116	88	56-116	
51	Dostie, Kevin	F	10	22	14	36	11	5	4	0	0	1	34	104	.212	69	0-0	
	X Teat, Dan	F	12	11	23	34	2	2	4	0	0	0	38	77	.143	55	0-1	
10	McCready, Pat	T	15	8	15	23	44	1	0	1	3	0	121	42	.190	32	0-0	
2	Llord, Ian	F	15	5	12	17	26	0	2	0	0	0	71	14	.357	12	0-0	
5	Hill, Clay	D	16	7	5	12	4	0	0	0	1	0	85	36	.194	30	0-1	
3	Smith, Billy Dee	D	14	7	2	9	58	0	0	0	0	0	57	30	.233	20	0-1	
17	Laverly, Kyle	D	16	2	7	9	70	1	0	1	0	1	63	5	.400	3	0-0	
26	Bucktooth, Brett	F	4	4	3	7	4	0	0	0	0	0	8	23	.174	16	0-0	
6	White, Chris	D	16	3	4	7	59	0	0	1	1	0	50	6	.500	4	0-0	
18	Sanderson, Phil	D	16	0	7	7	20	0	0	0	3	0	92	7	.000	4	31-112	
4	Lazore, Andrew	F	2	3	2	5	0	1	0	1	1	0	5	13	.231	9	0-0	
	(TOTALS)		4	3	3	6	0	1	0	1	1	0	8	29	.103	19	0-0	
12	Swamp, Brandon	F	8	2	4	6	11	0	1	0	1	0	27	8	.250	8	0-0	
24	Schmelzle, Kyle	D	8	2	3	5	9	0	0	0	1	0	27	7	.286	5	0-0	
16	Kilgour, Rich	T	15	1	3	4	28	1	0	0	1	0	29	7	.143	5	1-21	
20	Kruger, Rusty	F	3	1	2	3	15	0	0	0	0	0	1	6	5	.200	4	0-0
	(TOTALS)		3	1	2	3	15	0	0	0	0	1	6	5	.200	4	0-0	
29	Montour, Ken	G	10	0	3	3	0	0	0	0	0	0	4	0	.000	0	0-0	
66	Thompson, Mike	G	11	0	2	2	2	0	1	0	0	0	5	0	.000	0	0-0	
14	Smith, Joe	D	2	0	1	1	0	0	0	0	0	0	0	0	.000	0	0-0	
	X Francis, Brandon	F	3	0	0	0	0	0	0	0	0	0	9	5	.000	3	31-83	
	X Sams, Daniel	G	1	0	0	0	0	0	0	0	0	0	1	0	.000	0	0-0	
	TOTALS:		-	16	203	316	519	478	48	93	12	18	10	1097	1047	.194	773	165-442
#	GOALIES	GP	MIN	W	L	GA	GAA	SV	SV%									
	X Sams, Daniel	3	60:00	1	0	8	8.00	60	.882									
29	Montour, Ken	15	480:45	4	5	82	10.23	346	.808									
66	Thompson, Mike	14	421:36	5	1	83	11.81	266	.762									
	TOTALS:	16	-	10	6	174	10.88	672	.794									



BUFFALO BANDITS

All-Time Draft Choices

2008 ENTRY DRAFT

Rd (overall)	Player Chosen	From
3 (35)	Eryn Jones	Six Nations, ON
4 (49)	Tory Gardner	Six Nations, ON
5 (62)	Shane Pollock	Wallaceburg, ON
6 (65)	Dustin Dunn	Potsdam State University

2008 DISPERSAL DRAFT (CHICAGO)

Rd (overall)	Player Chosen
1 (12)	Cody Jacobs
2 (21)	Cory Stringer

2008 DISPERSAL DRAFT (ARIZONA)

Rd (overall)	Player Chosen
1 (13)	Greg Hinman

2007 ENTRY DRAFT

Rd (overall)	Player Chosen	From
3 (39)	Chris Lalonde	Wallaceburg, ON
5 (65)	Jon Mason	Roanoke College
5 (67)	Brent Wiotowicz	Hamilton, ON

2007 DISPERSAL DRAFT

Rd (overall)	Player Chosen
1 (10)	Craig Conn
2 (15)	Brian Crosswell
3 (34)	Joe Smith

2006 ENTRY DRAFT

Rd (overall)	Player Chosen	From
1 (3)	Brett Bucktooth	Syracuse University
2 (18)	Joe Walters	University of Maryland
2 (24)	Jay Thorimbert	Niagara, ON
3 (37)	Brendon Thenhaus	Oakville, ON
4 (47)	Brent Miller	Niagara, ON
4 (50)	Nolan Godfrey	Merrimack College
6 (76)	Daniel Sams	Peterborough, ON

2005 ENTRY DRAFT

Rd (overall)	Player Chosen	From
1 (10)	Jeff Shattler	Brampton, ON
2 (12)	Roger Vyse	Limestone College
2 (21)	Mike Poulin	Orangeville, ON
4 (42)	Ian Llord St.	Catharines, ON
5 (53)	Kyle Schmelze	Niagara, ON
6 (65)	Gene Tundo Jr.	University of Massachusetts

2004 ENTRY DRAFT

Rd (overall)	Player Chosen	From
1 (1)	Delby Powless	Rutgers University
3 (21)	Jamie Rooney	Elora, ON
4 (41)	Regy Van Velzen	Spartan, ON
4 (43)	Chris Passavia	University of Maryland
5 (53)	Mike Weadick	Elora, ON
6 (64)	Brian Meyers	Towson University

2004 DISPERSAL DRAFT

Rd (overall)	Player Chosen
1 (9)	Curt Malawsky

2003 ENTRY DRAFT

Rd (overall)	Player Chosen	From
1 (6)	A.J. Shannon	University of Virginia
4 (36)	Adam Doneger	Johns Hopkins University
5 (46)	Scott Gillingham	Mississauga, ON
6 (56)	David Brown	Toronto, ON
7 (66)	Nathan Russell	New Westminster, BC
8 (77)	Jon Ianucci	Coquitlam, BC

2003 DISPERSAL DRAFT

Rd (overall)	Player Chosen
1 (9)	Jason Clark
2 (20)	Marc Landriault
3 (31)	Mike Hamilton

2002 ENTRY DRAFT

Rd (overall)	Player Chosen	From
1 (3)	Billy Dee Smith	Mercyhurst College
4 (43)	Mike Longboat	St. Catharines, ON
4 (45)	Tyler Harris	Clarington, ON
5 (55)	Louis Alfred	Kahanwake, ON
7 (79)	Vincent Crawford	Whitby, ON
8 (91)	Francis Dostie	Brampton, ON
9 (103)	Craig Sleeman	Nazareth College

2001 ENTRY DRAFT

Rd (overall)	Player Chosen	From
2 (18)	Brad Self	Peterborough, ON
3 (27)	Bryan Sanchez	Middlebury College
5 (61)	Milan Gajic	Burnaby, BC
6 (74)	Dan Bowman	St. Catharines, ON
7 (87)	Randy McNeil	St. Joseph's
8 (100)	Al Terilli	Nazareth College
9 (113)	Jeff Hochalter	Burlington, ON



All-Time Draft Choices

2000 ENTRY DRAFT

Rd (overall)	Player Chosen	From
1 (2)	Ryan Powell	Syracuse University
2 (13)	Ryan Curtis	University of Virginia
2 (15)	Patrick Merrill	Orangeville, ON
3 (20)	Joe Ceglia	Syracuse University
5 (43)	Tim Byrnes	Syracuse University
6 (52)	Drew McKnight	University of Virginia
7 (61)	T.J. Durnan	Duke University
8 (65)	Jake Coon	Nazareth College
8 (70)	Jared Froot	Duke University
9 (79)	Kevin Kelley	Syracuse University

1999 ENTRY DRAFT

Rd	Player Chosen	From
2	Todd Richard	University of Hartford
2	Pat Maddalena	Burlington, ON
3	Trent Hill	Six Nations, ON
3	Adam Pascal	Middlebury College
3	Steve Evans	Peterborough, ON
4	Scott Self	Peterborough, ON
5	Sean Holmes	Mississauga, ON
6	Scott Hochstadt	University of Maryland
7	Mario Lopez	University of Massachusetts
7	Josh Black	St. Catharines, ON
8	Marcus Mayus	Pace University
9	Tyler Francey	Whitby, ON

1998 ENTRY DRAFT

Rd	Player Chosen	From
1	Matt Disher	New Westminster, BC
2	John Fay	Duke University
3	Ryan McDermott	Nazareth College
4	D'Arcy Sweet	Butler University
5	Rich Schwanke	Hobart College
5	John Lipinski	St. Catharines, ON
6	Andy Ogilvie	Coquitlam, BC
7	Jamie Bowen	North Shore, BC
8	Tim Bomberry	Six Nations, ON
9	Scott Komer	Burlington, ON

1997 ENTRY DRAFT

Rd	Player Chosen	From
1	Casey Zaph	Peterborough, ON
1	Marty O'Brien	Whitby, ON
2	Bob Henry	Six Nations, ON
3	Gary Scott	Orangeville, ON
4	Clay Squire	Six Nations, ON
5	Sean Howe	St. Catharines, ON
6	Cort Knodel	Canisius College
7	Chris Clark	Michigan State University
8	Chris Levis	Six Nations, ON
9	Jeff Hanson	Burnaby, BC

1996 ENTRY DRAFT

Rd	Player Chosen	From
1	Mike Murray	Brampton, ON
2	Rusty Kruger	Orangeville, ON
3	Gary Scott	Orangeville, ON
4	Jim Rankin	Orangeville, ON
5	Ryan Sanderson	RIT

1995 ENTRY DRAFT

Rd	Player Chosen	From
1	Jason Luke	St. Catharines, ON
2	Shaydon Santos	Brock University
3	John Grant, Jr.	Peterborough, ON
4	Tracey Kelusky	Peterborough, ON
5	Brian Beisel	Brampton, ON

1994 ENTRY DRAFT

Rd	Player Chosen	From
1	Rodd Squire	Six Nations, ON
2	Grant Johnston	Brock University
3	Travis Kilgour	St. Catharines, ON
3	Jamie Batley	UMBC
4	Mike Hasen	Brock University
5	Kevin Haynes	Loyola

1993 ENTRY DRAFT

Rd	Player Chosen	From
1	Gil Nieuwendyk	Barrie, ON
2	Andy Shaughnessy	Sir Sanford Fleming
3	Tyson Leies	Victoria, BC
4	Jeff Hardill	Peterborough, ON
5	Jamie Grimoldby	Georgian College



All-Time Draft Choices

1992 ENTRY DRAFT

Rd	Player Chosen	From
1	Tom Marechek	Syracuse University
2	Troy Cordingley	Lakehead University
3	Miles General	Six Nations, ON
4	Randy Mearns	Canisius College
5	Marty Calder	Brock University

1991 ENTRY DRAFT

Rd	Player Chosen	From
1	Darris Kilgour	Nazareth College
2	John Zurberti	Syracuse University
3	Jacob Lazore	Nazareth College
4	Darren Mutch	Niagara, ON
5	Ross Cowie	Brock University

ALL-TIME REGULAR SEASON RECORD VS. OTHER TEAMS

	Home			Away			Overall		
	GP	W	L	GP	W	L	GP	W	L
Calgary	1	1	0	4	3	1	5	4	1
Colorado	3	3	0	2	0	2	5	3	2
(as Wash.)	2	1	1	2	2	0	4	3	1
(as Pittsburgh)	0	0	0	1	0	1	1	0	1
(as Baltimore)	8	6	2	5	4	1	13	10	3
Minnesota	6	5	1	4	4	0	10	9	1
New York	2	2	0	2	1	1	4	3	1
Philadelphia	20	12	8	17	7	10	37	19	18
Portland	2	2	0	1	0	1	3	2	1
Rochester	15	7	8	18	5	13	33	12	21
San Jose	1	1	0	1	1	0	2	2	0
(as Albany)	4	3	1	4	3	1	8	6	2
Toronto	13	2	11	9	4	5	22	6	16
(as Ontario)	1	1	0	1	0	1	2	1	1


ALL-TIME PLAYOFF RECORD VS. OTHER TEAMS

	Home			Away			Overall		
	GP	W	L	GP	W	L	GP	W	L
Calgary	1	1	0	1	0	1	2	1	1
Colorado	1	0	1	0	0	0	1	0	1
Minnesota	2	2	0	0	0	0	2	2	0
New York	2	2	0	0	0	0	2	2	0
Philadelphia	5	3	2	2	1	1	7	4	3
Portland	1	1	0	0	0	0	1	1	0
Rochester	5	2	3	3	1	2	8	3	5
Toronto	0	0	0	1	1	0	1	1	0





Single-Season Records



GOALS

John Tavares	51	2001
John Tavares	49	2004
John Tavares	49	2003
Shawn Williams	46	2001
John Tavares	43	2005
John Tavares	42	2007
John Tavares	42	2002
John Tavares	41	1996
Darris Kilgour	37	1998
John Tavares	37	1997

ASSISTS

John Tavares	64	2001
John Tavares	61	2007
John Tavares	59	2005
John Tavares	58	2008
John Tavares	58	2003
John Tavares	53	2006
John Tavares	49	2000
Derek Malawsky	47	2001
John Tavares	46	2002
John Tavares	44	2004

POINTS

John Tavares	115	2001
John Tavares	107	2003
John Tavares	103	2007
John Tavares	102	2005
John Tavares	93	2004
John Tavares	88	2002
John Tavares	87	2008
John Tavares	85	2006
John Tavares	83	2000
John Tavares	81	1996

LOOSE BALLS

Pat McCready	173	2002
Pat McCready	166	2004
Steve Dietrich	165	2003
Steve Dietrich	156	2002
John Tavares	155	2003
Pat McCready	154	2006
John Tavares	145	2002
Mark Steenhuis	144	2006
Mark Steenhuis	141	2005
Jim Veltman	130	1994

PENALTY MINUTES

Kyle Laverty	70	2008
Kyle Laverty	66	2007
Kyle Laverty	63	2004
Billy Dee Smith	60	2005
Chris White	59	2008
Andy Ogilvie	59	2000
Billy Dee Smith	58	2008
Tom Phair	58	1997
Andy Ogilvie	56	2003
Billy Dee Smith	56	2004

FACE-OFFS WON

Cory Bomberry	142	2006
Craig Stevenson	121	2000
Rob Kirkby	116	2001
Rob Kirkby	109	2002
Mike Accursi	102	2003
Brian Silcott	98	1999
Cory Bomberry	94	2008
Cory Bomberry	94	2007
Rich Kilgour	89	2003
Tom Phair	82	1996

SAVES

Steve Dietrich	586	2002
Steve Dietrich	568	2006
Steve Dietrich	511	2005
Steve Dietrich	480	2003
Matt Disher	381	2000

SAVE PERCENTAGE

Daniel Sams	88.2	2008
Ken Montour	80.8	2008
Steve Dietrich	80.8	2006
Steve Dietrich	78.9	2005
Daniel Sams	77.8	2007



BUFFALO BANDITS

Career Records

GAMES PLAYED

John Tavares	195
Rich Kilgour	181
Kyle Couling	97
Pat McCready	80
Mike Accursi	77
Mark Steenhuis	77
Kyle Laverty	76
Steve Dietrich	73
Darris Kilgour	62
Troy Cordingley	61

GOALS

John Tavares	549
Mike Accursi	146
Darris Kilgour	128
Mark Steenhuis	111
Troy Cordingley	96
Rich Kilgour	89
Jonas Derks	71
Jason Crosbie	70
Shawn Williams	67
Pat Maddalena	58

ASSISTS

John Tavares	587
Rich Kilgour	209
Troy Cordingley	137
Darris Kilgour	127
Jim Veltman	113
Mike Accursi	111
Jason Crosbie	92
Pat McCready	90
Mark Steenhuis	85
Derek Malawsky	80

POINTS

John Tavares	1,136
Rich Kilgour	298
Mike Accursi	257
Darris Kilgour	255
Troy Cordingley	233
Mark Steenhuis	196
Jim Veltman	168
Jason Crosbie	162
Pat McCready	144
Jonas Derks	138

LOOSE BALLS

John Tavares	1,695
Pat McCready	814
Rich Kilgour	776
Mark Steenhuis	650
Jim Veltman	559
Kyle Couling	515
Mike Accursi	441
Steve Dietrich	391
Darris Kilgour	368
Andy Ogilvie	334

PENALTY MINUTES

John Tavares	267
Darris Kilgour	257
Rich Kilgour	240
Billy Dee Smith	236
Andy Ogilvie	235
Kyle Laverty	226
Kyle Couling	201
Pat McCready	183
Tom Phair	151
Chris White	119

FACE-OFFS WON

Rich Kilgour	358
Mike Accursi	323
Darris Kilgour	255
Cory Bomberry	236
Rob Kirkby	225
Tom Phair	179
Brian Silcott	176
Kevin Alexander	137
Jason Crosbie	130
Randy Fraser	112

SAVES

Steve Dietrich	2,748
Ross Cowie	1,128
Pat O'Toole	681
Matt Disher	638
Bill Gerrie	525
Derek General	433
Marty O'Neill	348
Mike Thompson	324
Phil Wetherup	318
Derek Collins	122



CALGARY ROUGHNECKS



206 11th Avenue SE, Suite 1 • Calgary, Alberta T2G 0X8

Phone: 403-294-9244 • Fax: 403-206-4888 • www.calgaryroughnecks.com

CLUB DIRECTORY



Brad Banister
President, GM and
Governor



Terry Britton
Chief Financial Officer
and Alternate Governor



Troy Cordingley
Head Coach



Assistant Coaches	Terry Sanderson and Dave Pym
Athletic Trainer	Neil Hergott
Equipment Manager	Al Tate
Team Doctor	Dr. Ian Auld
Team Dentist	Dr. Brian Sacks
Director of Media Relations	Miranda Barrett
Director of Ticketing	Debbie Leek
Director of Corporate Sales	Brian Wilson
Account Executive	Mark Goodwin

TEAM INFORMATION

Home Arena/Seating Capacity	Pengrowth Saddledome/17,139
NLL Team Established	2001
Colors	Red, White and Gray

2009 SCHEDULE

Jan. 9	at San Jose	10:30 p.m.
Jan. 10	EDMONTON	9 p.m.
Jan. 17	at Toronto	7 p.m.
Jan. 24	SAN JOSE	9:30 p.m.
Feb. 6	MINNESOTA	9:30 p.m.
Feb. 14	at Colorado	9 p.m.
Feb. 22	BOSTON	5 p.m.
Feb. 28	at New York	12:30 p.m.
Mar. 13	at Edmonton	9 p.m.
Mar. 21	COLORADO	9:30 p.m.
Mar. 27	TORONTO	9 p.m.
Mar. 28	at Minnesota	8 p.m.
Apr. 3	at Edmonton	9 p.m.
Apr. 4	ROCHESTER	9 p.m.
Apr. 10	PORTLAND	9:30 p.m.
Apr. 17	at Portland	10:30 p.m.

All Times ET

2008 RESULTS

Dec. 29	at Colorado	L, 9-10
Jan. 12	SAN JOSE	L, 12-13 (OT)
Jan. 25	at San Jose	W, 16-13
Jan. 26	PORTLAND	W, 13-6
Feb. 8	BUFFALO	L, 9-17
Feb. 16	at Rochester	L, 12-15
Feb. 22	at Portland	L, 9-13
Feb. 24	COLORADO	W, 12-9
Mar. 1	at Toronto	L, 7-9
Mar. 8	PORTLAND	W, 15-12
Mar. 14	COLORADO	L, 6-11
Mar. 22	at San Jose	L, 12-13
Apr. 5	at Edmonton	L, 9-11
Apr. 12	EDMONTON	W, 18-7
Apr. 19	TORONTO	W, 12-11 (OT)
Apr. 26	at Edmonton	W, 12-8
May 3	at Colorado *	W, 15-13
May 10	PORTLAND *	L, 12-16

* - Playoff game



CALGARY ROUGHNECKS

2008 Regular Season Statistics

#	PLAYERS	POS	GP	G	A	PTS	PIM	PPG	PPA	SHG	SHA	GWG	LB	S	SPCT	SOG	FO
71	Ranger, Scott	F	16	27	39	66	7	8	14	1	2	0	55	141	.191	94	0-1
19	Sanderson, Josh	F	4	6	8	14	0	1	3	0	1	1	19	32	.188	24	0-0
	(TOTALS)		15	29	35	64	6	8	13	0	1	2	80	130	.223	95	0-0
	X Ratcliff, Lewis	F	12	29	35	64	8	11	9	0	2	0	65	196	.148	150	0-0
9	Toth, Kaleb	F	15	19	31	50	4	3	10	2	0	0	57	118	.161	72	0-0
22	Malawsky, Curt	F	15	22	22	44	6	7	10	0	0	2	52	113	.195	92	0-0
77	Shattler, Jeff	T	16	17	26	43	12	0	3	1	0	1	110	106	.160	83	0-0
7	Hall, Kelly	F	14	11	25	36	10	2	5	1	1	0	36	83	.133	62	0-0
17	Kelusky, Tracey	F	7	11	14	25	5	2	3	0	0	1	26	71	.155	47	0-0
40	Heavenor, Nolan	T	16	14	9	23	14	0	1	2	0	2	92	45	.311	33	156-265
8	Seller, Chris	T	12	6	7	13	11	0	1	1	0	0	52	16	.375	16	0-0
	(TOTALS)		14	6	8	14	11	0	1	1	0	0	55	17	.353	17	0-1
4	Wray, Devan	T	13	2	9	11	9	0	1	0	1	0	65	9	.222	8	84-155
20	Codd, Bruce	D	16	3	7	10	0	0	0	0	1	0	114	8	.375	6	0-0
16	Carnegie, Mike	D	15	3	6	9	10	0	0	0	1	0	52	8	.375	8	0-0
37	McBride, Andrew	D	15	3	6	9	46	0	1	2	0	0	84	13	.231	10	0-0
47	Hinman, Greg	D	11	2	5	7	15	0	0	0	1	0	59	14	.143	9	0-1
	X Dobbie, Dane	F	5	2	5	7	6	1	2	0	0	0	17	33	.061	22	0-0
11	McNish, Ryan	D	16	2	4	6	39	0	0	0	1	0	63	9	.222	3	1-3
85	Cable, Shawn	F	7	1	4	5	4	0	0	0	0	0	28	17	.059	9	0-1
14	Moleski, Jeff	T	13	2	1	3	31	0	0	1	0	0	54	7	.286	4	0-1
24	Carnegie, Scott	D	5	1	2	3	6	0	0	0	0	0	14	2	.500	2	0-0
73	Campbell, Pat	G	9	0	2	2	0	0	0	0	1	0	15	1	.000	0	0-0
27	Couling, Kyle	D	10	0	1	1	7	0	0	0	0	0	43	2	.000	2	0-0
30	Dietrich, Steve	G	6	0	0	0	0	0	0	0	0	0	6	0	.000	0	0-0
60	Avery, Ryan	G	6	0	0	0	4	0	0	0	0	0	3	0	.000	0	0-0
80	McFetridge, Peter	D	2	0	0	0	10	0	0	0	0	0	8	2	.000	2	0-0
	X Neufeld, Kyle	D	1	0	0	0	2	0	0	0	0	0	11	0	.000	0	0-1
	X Coutts, Alex	G	1	0	0	0	0	0	0	0	0	0	0	0	.000	0	0-0
	TOTALS:	-	16	183	268	451	290	35	77	11	13	7	1200	1046	.175	758	241-428

#	GOALIES	GP	MIN	W	L	GA	GAA	SV	SV%
30	Dietrich, Steve	9	332:24	3	2	58	10.47	189	.765
73	Campbell, Pat	11	477:21	3	6	87	10.94	275	.760
60	Avery, Ryan	11	150:01	1	1	30	12.00	95	.760
	X Coutts, Alex	1	3:55	0	0	1	15.32	2	.667
	TOTALS:	16	-	7	9	178	11.13	561	.759



All-Time Draft Choices

2008 ENTRY DRAFT

Rd (overall)	Player Chosen	From
1 (6)	Curtis Manning	Simon Fraser University
2 (15)	Cayle Ratcliff	UMBC
2 (20)	Joe Vetere	Burnaby, BC
4 (42)	Joel Henry	Victoria, BC
5 (50)	Bryan Johnson	Bellarmine University
5 (55)	Eric Lamothe	Canisius College
6 (68)	Tyler Pridham	Calgary, AB

2009 DISPERSAL DRAFT (CHICAGO)

Rd (overall)	Player Chosen
1 (5)	Tom Montour

2008 DISPERSAL DRAFT (ARIZONA)

Rd (overall)	Player Chosen
1 (6)	Bruce Codd

2007 ENTRY DRAFT

Rd (overall)	Player Chosen	From
1 (4)	Dane Dobbie	Burnaby, BC
1 (10)	Peter McFetridge	Burnaby, BC
2 (22)	Jamie Lincoln	Burnaby, BC
3 (38)	Scott DeFrancesco	Mississauga, ON
4 (52)	John McClure	Brampton, ON
5 (66)	Geoff Rainsford	Calgary, AB
6 (80)	Kyle Morwick	Victoria, BC

2007 DISPERSAL DRAFT

Rd (overall)	Player Chosen
1 (9)	Pat Campbell
2 (16)	Bruce Codd
3 (33)	Greg Hinman

2006 ENTRY DRAFT

Rd (overall)	Player Chosen	From
1 (9)	Kyle Wailes	Brown University
2 (14)	Luke Hinton	Victoria, BC
5 (60)	Jordan Sealock	Calgary, AB

2005 ENTRY DRAFT

Rd (overall)	Player Chosen	From
2 (18)	Callum Crawford	Dowling College
2 (20)	Andy Secore	Six Nations, ON
4 (34)	Ryan Tasker	Surrey, BC
4 (40)	Brett Christensen	Calgary, AB
5 (51)	Andrew Kirkadly	Calgary, AB
6 (63)	Paddy Corrigan	Burnaby, BC

2005 DISPERSAL DRAFT

Rd (overall)	Player Chosen
1 (7)	Matt King

2004 ENTRY DRAFT

Rd (overall)	Player Chosen	From
1 (9)	Matt Morehouse	Surrey, BC
2 (15)	Ryan Sharp	Whitby, ON
2 (19)	Jeff Callard	Surrey, BC
5 (54)	Josh Broderick	Calgary, AB
6 (64)	Gary Roberts	

2004 DISPERSAL DRAFT

Rd (overall)	Player Chosen
1 (10)	Pick Forfeited (Signed Unrestricted Free Agent Andy Ogilvie)
2 (20)	Rob Williams

2003 ENTRY DRAFT

Rd (overall)	Player Chosen	From
1 (2)	Taylor Wray	Duke University
3 (23)	Brad McDonald	Orangeville, ON
4 (34)	Jeff Moleski	Prince George, BC
5 (44)	Sterling Mitchel	Victoria, BC
6 (54)	Peter Gut St.	Andrews College
7 (64)	Chris Milhus	Calgary, AB
9 (75)	Robert McGowen	Port Coquitlam, BC

2003 DISPERSAL DRAFT

Rd (overall)	Player Chosen
1 (7)	Kyle Laverty
2 (18)	Kevin Dostie
3 (29)	John Tarbell

2002 ENTRY DRAFT

Rd (overall)	Player Chosen	From
2 (14)	Andrew McBride	New Westminster, BC
3 (26)	John David Smithson	Toronto, ON
3 (27)	Jeremy Richardson	Edmonton, AB
3 (33)	Jeff Frazer	Toronto, ON
4 (38)	Jordan Hernandez	Port Coquitlam, BC
5 (50)	Riley Kemp	Victoria, BC
6 (62)	Jordan West-Prat	Maple Ridge, BC
7 (74)	Chris Wellham	Victoria, BC
8 (86)	Thomas Haydon	Delta, BC
9 (98)	Trent Smalley	Delta, BC



All-Time Draft Choices

2001 EXPANSION DRAFT

Rd (overall)	Player Chosen	From
2 (8)	Randy Means	Rochester
3 (11)	D'Arcy Berthiume	Albany
4 (14)	Marc Landreault	Rochester
5 (17)	Jamie Raffan	Montreal
6 (24)	Jeff Shirk	Philadelphia
7 (27)	Dan Denihan	New York
8 (30)	Kevin Howard	Rochester

2001 ENTRY DRAFT

Rd (overall)	Player Chosen	From
1 (2)	Blaine Manning	Radford University
3 (29)	Matt King	Victoria, BC
3 (34)	Shawn Cable	Victoria, BC
4 (41)	Nicci Johnston	New Westminster, BC
4 (49)	Lewis Ratcliff	Coquitlam, BC
5 (53)	Jimmy Quinlan	New Westminster, BC
6 (69)	Nick Quinn	Whittier College
7 (81)	Greg Rennie	Port Coquitlam, BC
8 (93)	Mark Miyashita	Burnaby, BC
9 (105)	Andrew Biers	Victoria, BC

ALL-TIME REGULAR SEASON RECORD VS. OTHER TEAMS

	Home			Away			Overall		
	GP	W	L	GP	W	L	GP	W	L
Buffalo	4	1	3	1	0	1	5	1	4
Colorado	9	4	5	7	3	4	16	7	9
(as Wash.)	0	0	0	1	1	0	1	1	0
Edmonton	4	2	2	5	4	1	9	6	3
Minnesota	2	1	1	0	0	0	2	1	1
New York	1	1	0	2	0	2	3	1	2
Philadelphia	1	0	1	1	0	1	2	0	2
Portland	3	3	0	3	1	2	6	4	2
Rochester	0	0	0	2	0	2	2	0	2
San Jose	6	2	4	8	5	3	14	7	7
(as Albany)	1	0	1	0	0	0	1	0	1
Toronto	7	3	4	8	1	7	13	4	9

ALL-TIME PLAYOFF RECORD VS. OTHER TEAMS

	Home			Away			Overall		
	GP	W	L	GP	W	L	GP	W	L
Buffalo	1	1	0	1	0	1	2	1	1
Colorado	0	0	0	3	2	1	3	2	1
San Jose	0	0	0	1	1	0	1	1	0
Portland	1	0	1	0	0	0	1	0	1





Single-Season Records

GOALS

Lewis Ratcliff	50	2007
Tracey Kelusky	45	2005
Ben Prepchuk	40	2002
Kaleb Toth	38	2005
Ted Dowling	38	2004
Kaleb Toth	38	2002
Lewis Ratcliff	37	2006
Tracey Kelusky	37	2003
Lewis Ratcliff	36	2005
Chris Panos	36	2002

ASSISTS

Lewis Ratcliff	54	2007
Lewis Ratcliff	54	2006
Tracey Kelusky	53	2007
Lewis Ratcliff	50	2005
Kaleb Toth	47	2007
Jason Wulder	45	2002
Kaleb Toth	41	2002
Scott Ranger	39	2008
Ben Prepchuk	38	2002
Kyle Goundrey	37	2002
Lewis Ratcliff	37	2004
Tracey Kelusky	37	2004

POINTS

Lewis Ratcliff	104	2007
Lewis Ratcliff	91	2006
Tracey Kelusky	88	2007
Lewis Ratcliff	86	2005
Kaleb Toth	79	2002
Ben Prepchuk	78	2002
Tracey Kelusky	77	2005
Kaleb Toth	75	2007
Kaleb Toth	72	2005
Chris Panos	72	2002

LOOSE BALLS

Kyle Goundrey	127	2003
Taylor Wray	119	2007
Jesse Phillips	118	2002
Bruce Codd	114	2008
Jeff Shattler	114	2007
Jeff Shattler	110	2008
Jeff Moleski	108	2007
Tyson Leies	108	2003
Jesse Phillips	104	2003
Taylor Wray	102	2006



PENALTY MINUTES

Jesse Phillips	69	2005
Jesse Phillips	53	2002
Rob Desormeaux	47	2002
Andrew McBride	46	2008
Andrew McBride	44	2005
Taylor Wray	44	2004
Neil Doddridge	43	2004
Neil Doddridge	41	2003
Rob Kirkby	41	2003
Ryan McNish	40	2006
Rob Kirkby	40	2006

SHOTS ON GOAL

Lewis Ratcliff	203	2007
Lewis Ratcliff	182	2006
Kaleb Toth	161	2003
Ben Prepchuk	159	2002
Ted Dowling	157	2004
Lewis Ratcliff	150	2008
Kaleb Toth	150	2002
Tracey Kelusky	148	2007
Tracey Kelusky	143	2005
Lewis Ratcliff	142	2005

FACE-OFFS WON

Devan Wray	239	2006
Devan Wray	215	2007
Jordan Sundher	172	2002
Nolan Heavenor	156	2008
Brad Macarthur	151	2004
Brad Macarthur	124	2003
Rob Kirkby	106	2003
Rob Kirkby	88	2004
Devan Wray	84	2008
Todd Katanchik	74	2002

SAVES

Matt King	603	2002
Curtis Palidwor	561	2005
Curtis Palidwor	554	2006
Curtis Palidwor	502	2003
Curtis Palidwor	496	2004
Andrew Leyshon	451	2007

SAVE PERCENTAGE

Curtis Palidwor	79.1	2006
Ryan Avery	78.2	2007
Andrew Leyshon	78.0	2005
Curtis Palidwor	77.0	2004
Steve Dietrich	76.5	2008
Pat Campbell	76.0	2008
Ryan Avery	76.0	2008
Curtis Palidwor	75.6	2003
Curtis Palidwor	74.8	2005



Career Records

GAMES PLAYED

Kaleb Toth	111
Kyle Goundrey	91
Andrew McBride	91
Lewis Ratcliff	90
Tracey Kelusky	84
Jason Wulder	78
Jesse Phillips	70
Curtis Palidwor	64
Devan Wray	64
Taylor Wray	55

GOALS

Lewis Ratcliff	210
Kaleb Toth	209
Tracey Kelusky	195
Jason Wulder	108
Kyle Goundrey	78
Ted Dowling	49
Ben Prepchuk	40
Jesse Phillips	39
Chris Panos	36
Jeff Shattler	33

ASSISTS

Lewis Ratcliff	251
Kaleb Toth	243
Tracey Kelusky	196
Kyle Goundrey	186
Jason Wulder	154
Jesse Phillips	62
Scott Ranger	58
Jeff Shattler	47
Taylor Wray	46
Andrew McBride	43

POINTS

Lewis Ratcliff	461
Kaleb Toth	452
Tracey Kelusky	391
Kyle Goundrey	264
Jason Wulder	262
Scott Ranger	109
Jesse Phillips	101
Ted Dowling	85
Jeff Shattler	80
Ben Prepchuk	78

LOOSE BALLS

Kaleb Toth	513
Jesse Phillips	464
Lewis Ratcliff	432
Kyle Goundrey	425
Tracey Kelusky	397
Taylor Wray	393
Andrew McBride	357
Devan Wray	322
Jason Wulder	312
Jeff Moleski	294

PENALTY MINUTES

Jesse Phillips	210
Andrew McBride	205
Taylor Wray	148
Ryan McNish	129
Kaleb Toth	112
Rob Kirkby	110
Kyle Goundrey	94
Jeff Moleski	90
Neil Doddridge	84
Andy Ogilvie	82

FACE-OFFS WON

Devan Wray	596
Brad MacArthur	275
Jordan Sundher	233
Nolan Heavener	211
Rob Kirkby	195

SAVES

Curtis Palidwor	2113
Matt King	790
Andrew Leyshon	601
Pat Campbell	275
Ryan Avery	244





Pepsi Center • 1000 Chopper Circle • Denver, CO 80204

Phone: 303-405-1100 • Fax: 720-931-2059 • www.coloradomammoth.com

CLUB DIRECTORY



E. Stanley Kroenke
Owner



Steve Govett
Governor, GM and
President



Bill Hall
Assistant
General Manager



Executive Assistant to the General Manager.....	Don Sunblade
Head Coach	Bob McMahon
Assistant Coaches	Russ Heard, Dan Pratt
Special Assistant to the Head Coach	Ward Sanderson
Kroenke Sports Enterprises/Public Relations	Brian Kitts
KSE/Public Relations	Scott Gales

TEAM INFORMATION

Home Arena/Seating Capacity	Pepsi Center/18,007
NLL Team Established.....	1986 (Relocated to Colorado in 2002)
Colors	Burgandy, Black, Silver and White

2009 SCHEDULE

Jan. 9	at Portland	10:30 p.m.
Jan. 10	PORTLAND	9 p.m.
Jan. 24	EDMONTON	8 p.m.
Jan. 31	NEW YORK	9 p.m.
Feb. 7	at Minnesota	8 p.m.
Feb. 14	CALGARY	9 p.m.
Feb. 21	at San Jose	10:30 p.m.
Feb. 22	at Edmonton	8 p.m.
Mar. 14	at San Jose	3:30 p.m.
Mar. 21	at Calgary	9:30 p.m.
Mar. 22	MINNESOTA	8 p.m.
Mar. 28	at Philadelphia	7:30 p.m.
Apr. 3	ROCHESTER	9 p.m.
Apr. 4	at Portland	10:30 p.m.
Apr. 11	SAN JOSE	9 p.m.
Apr. 17	EDMONTON	9 p.m.

All Times ET

2008 RESULTS

Dec. 29	CALGARY	W, 10-9
Jan. 12	EDMONTON	W, 14-11
Jan. 24	at Portland	W, 12-11
Jan. 26	SAN JOSE	W, 11-6
Feb. 7	PORTLAND	W, 15-12
Feb. 15	PHILADELPHIA	L, 13-15
Feb. 24	at Calgary	L, 9-12
Mar. 8	SAN JOSE	L, 8-12
Mar. 14	at Calgary	W, 11-6
Mar. 20	at Portland	L, 15-16
Apr. 3	ROCHESTER	W, 11-8
Apr. 5	at Buffalo	L, 11-12
Apr. 12	at New York	L, 10-14
Apr. 18	EDMONTON	W, 15-4
Apr. 19	at Edmonton	W, 13-8
Apr. 26	at San Jose	L, 6-11
May 3	CALGARY *	L, 13-15

* - Playoff game



COLORADO MAMMOTH

2008 Regular Season Statistics

#	PLAYERS	POS	GP	G	A	PTS	PIM	PPG	PPA	SHG	SHA	GWG	LB	S	SPCT	SOG	FO
9	Prout, Gavin	F	16	25	67	92	14	8	27	3	1	0	85	171	.146	128	5-13
85	Shewchuk, Jamie	F	15	26	38	64	24	10	18	0	2	3	69	145	.179	111	0-0
6	Langtry, Brian	F	14	30	33	63	21	8	13	0	2	0	58	189	.159	144	0-0
44	Carey, Dan	F	11	22	27	49	0	8	12	1	0	1	68	138	.159	95	0-0
95	Wulder, Jason	F	16	21	26	47	4	13	10	0	0	2	48	89	.236	72	0-0
25	Gill, Chris	F	5	6	7	13	4	4	6	1	0	0	11	26	.231	21	0-0
	(TOTALS)		13	18	12	30	14	10	6	1	0	1	38	77	.234	58	0-0
1	Prossner, Jed	F	11	14	10	24	2	0	0	1	0	0	32	101	.139	73	0-0
10	Gajic, Nenad	T	16	6	18	24	8	0	0	0	0	0	121	18	.333	16	0-2
72	Cornfield, Jordan	F	7	7	11	18	2	1	1	0	0	0	27	40	.175	29	0-0
8	Carlson, Nick	T	16	8	7	15	23	0	0	0	0	2	58	37	.216	25	0-0
47	Bloom, Jason	T	9	5	6	11	4	0	0	0	0	1	19	28	.179	24	28-60
4	Sims, Josh	T	10	5	5	10	10	0	1	1	1	0	59	25	.200	18	0-1
2	Coyle, Pat	D	15	1	8	9	14	0	0	0	1	0	74	5	.200	3	0-0
	X Brown, Matt	F	3	3	3	6	2	1	0	0	0	0	5	13	.231	10	0-0
11	Gallant, John	D	15	0	6	6	10	0	1	0	0	0	79	8	.000	4	0-0
43	Llord, Dylan	F	3	3	2	5	2	0	0	0	0	0	8	14	.214	10	0-0
55	Moss, Jim	T	12	0	5	5	17	0	0	0	0	0	45	5	.000	3	131-259
28	Ethington, Tom	D	16	1	3	4	30	0	0	0	1	0	60	7	.143	5	0-0
20	Murray, Bruce	D	16	0	4	4	24	0	0	0	0	0	73	5	.000	4	0-0
38	Nash, Gee	G	13	0	4	4	2	0	0	0	2	0	14	0	.000	0	0-0
23	Gill (va), Chris	T	6	0	4	4	6	0	0	0	0	0	33	6	.000	4	36-69
48	Catton, Rich	D	16	1	2	3	55	0	0	0	0	0	54	4	.250	4	0-0
30	Levis, Chris	G	8	0	1	1	4	0	0	0	0	0	7	0	.000	0	0-0
66	Leveque, Matt	D	8	0	1	1	13	0	0	0	0	0	22	4	.000	3	5-10
	TOTALS:	-	16	184	298	482	329	53	95	7	10	9	1129	1078	.171	806	205-414

#	GOALIES	GP	MIN	W	L	GA	GAA	SV	SV%
	X Jokisch, Pete	0	0:00	0	0	0	.00	0	.000
30	Levis, Chris	16	322:49	2	3	54	10.04	202	.789
38	Nash, Gee	16	640:24	7	4	112	10.49	366	.766
	TOTALS:	16	-	9	7	167	10.44	568	.773



All-Time Draft Choices

2008 ENTRY DRAFT

Rd (overall)	Player Chosen	From
1 (7)	Matt Danowski	Duke University
3 (31)	Mike Ward	Duke University
4 (43)	Terry Kimener	UMBC
6 (69)	Ryan McFadyen	Duke University

2008 DISPERSAL DRAFT (CHICAGO)

Rd (overall)	Player Chosen
1 (6)	Brad Self
2 (17)	Steven Brooks

2008 DISPERSAL DRAFT (ARIZONA)

Rd (overall)	Player Chosen
1 (7)	Bruce Murray
2 (20)	Matt Ward

2007 ENTRY DRAFT

Rd (overall)	Player Chosen	From
2 (26)	Nathan Sanderson	Rutgers University
3 (30)	Dylan Llord	St. Catharines, ON
3 (40)	Matt Wilson	Coquitlam, BC
4 (54)	Andrew Spack	Loyola College
6 (82)	Ryan Clark	Nanaimo, BC

2007 DISPERSAL DRAFT

Rd (overall)	Player Chosen
1 (11)	Bruce Murray
2 (14)	Matt Brown
3 (35)	Jed Prossner

2006 ENTRY DRAFT

Rd (overall)	Player Chosen	From
1 (13)	Gary Bining	Ohio State University
2 (25)	Jamie Shewchuk	Burnaby, BC
3 (34)	Matt Poskay	University of Virginia
4 (51)	Curtis Morwick	Victoria, BC
5 (64)	Casey Cittadino	Towson University
6 (77)	Sean Morris	University of Massachusetts

2005 ENTRY DRAFT

Rd (overall)	Player Chosen	From
1 (7)	Dan Carey	Canisius College
2 (16)	Ryan Marshall	Duke University
3 (28)	Shawn Williams	Surrey, BC
4 (49)	Scott Davidson	University of Denver
5 (50)	Andy Glen	Peterborough, ON
6 (62)	Adam Hughes	Cortland State University

2005 DISPERSAL DRAFT

Rd (overall)	Player Chosen
1 (6)	Bill Greer

2004 ENTRY DRAFT

Rd (overall)	Player Chosen	From
3 (29)	Lee Zink	University of Maryland
4 (40)	Cory Vann	University of Denver
5 (52)	Andrew Huelskoetter	University of Denver
6 (63)	Mark Plonke	Colorado State University

2004 DISPERSAL DRAFT

Rd (overall)	Player Chosen
1 (8)	Randy Daly

2003 ENTRY DRAFT

Rd (overall)	Player Chosen	From
3 (24)	Curtis Smith	Ohio State University
3 (31)	Brian Potter	Victoria, BC
4 (35)	Dan Cocchi	Towson University
5 (45)	Graham Palmer	Victoria, BC
6 (55)	Devon Spilker	Limestone College
7 (65)	Pat Meyers	Ohio State University
8 (76)	Mike Frissora	Middlebury University

2003 DISPERSAL DRAFT

Rd (overall)	Player Chosen
1 (8)	Brad Self
2 (19)	Mike Henderson

2002 ENTRY DRAFT

Rd (overall)	Player Chosen	From
2 (21)	Ryan Soliday	Syracuse University
5 (57)	Billy St. George	Syracuse University
6 (69)	Kevin Smithies	Bucknell University
7 (81)	Tom Ethington	University of Denver
8 (93)	Chase Jaeger	Delta, BC
9 (104)	Brad Reppert	Towson University
9 (105)	Mike Nappolilli	Colorado State University

2001 ENTRY DRAFT

Rd (overall)	Player Chosen	From
5 (62)	Bobby Horsey	Loyola College
6 (75)	Roger Vyse	Six Nations, ON
7 (88)	Mike Talarico	Drew College
8 (101)	Tom Tamberrino	Georgetown University
9 (114)	Ken Adams	University of Maryland



All-Time Draft Choices

2000 ENTRY DRAFT

Rd (overall)	Player Chosen	From
4 (22)	Joe High	Salisbury University
4 (31)	Chris Turner	Salisbury University
5 (40)	Steven Card	Duke University
6 (49)	Casey Connor	University of Maryland
7 (58)	Peter Valepec	Georgetown University
8 (67)	Brian Zeller	University of Maryland
9 (76)	Todd Paradise	Towson University

1999 ENTRY DRAFT

Rd	Player Chosen	From
2	Scott Diggs	Duke University
3	Tim O'Hara	Loyola College
4	Todd Vizcarrondo	Loyola College
5	Dylan Schlott	Johns Hopkins University
6	Chris Lamy	University of Maryland
7	Chris Turner	UMBC
8	Kevin Sturm	Towson University
8	Jason Quenzer	UMBC
9	Dan Ross	Towson University

1998 ENTRY DRAFT

Rd	Player Chosen	From
1	Chris Sanderson	University of Virginia
2	Jesse Hubbard	Princeton University
3	Matt Hahn	University of Maryland
4	Dudley Dixon	Johns Hopkins University
5	Andrew Whipple	University of Maryland
6	Brian Reese	University of Maryland
9	A.T. Bailey	Johns Hopkins University

1997 ENTRY DRAFT

Rd	Player Chosen	From
1	Matt Shearer	Loyola College
2	Michael Watson	University of Virginia
3	Andy Ross	US Naval Academy
4	Billy Evans	Johns Hopkins University
5	Doug Knight	University of Virginia
6	Jason Wade	University of North Carolina
7	David Curry	University of Virginia
8	Milford Marchant	Mt. Washington College
9	Brian Volpe	Loyola College

1996 ENTRY DRAFT

Rd	Player Chosen	From
1	Brian Dougherty	University of Maryland
2	Tim Whiteley	University of Virginia
3	David Evans	Brown University
4	Sean Radebaugh	Salisbury University
5	Brendan Fry	Loyola College

1995 ENTRY DRAFT

Rd	Player Chosen	From
2	Del Halladay	Loyola College
4	Dan Radebaugh	University of Maryland
5	Tom Roszko	Johns Hopkins University

1994 ENTRY DRAFT

Rd	Player Chosen	From
2	Stewart Crotty	Towson University
3	Ryan Murphy	Salisbury University
4	Dan Stroup	British Columbia
5	Billy Daye	University of North Carolina

1993 ENTRY DRAFT

Rd	Player Chosen	From
2	Paul Cantabene	Loyola College
3	Kevin Anderson	Loyola College
4	Brian Kelly	Johns Hopkins University
5	Tom Gravante	Hobart College

1993 SUPPLEMENTAL DRAFT

Rd	Player Chosen	From
1	Dave Pietramala	Johns Hopkins University
2	Lindsay Dixon	Towson University
3	Bob Martino	Washington College
4	Tim Hormes	Washington College
5	Adam Wright	Johns Hopkins University

1992 ENTRY DRAFT

Rd	Player Chosen	From
1	Jim Blanding	Loyola College
2	Tom Stanziale	Roanoke College
3	Adam Wright	Johns Hopkins University
4	Garth Appelt	University of Virginia
5	Brian Burlece	University of Maryland



All-Time Draft Choices

1991 ENTRY DRAFT

Rd	Player Chosen	From
1	Tony Millon	Towson University
2	Fred Haas	Loyola College
3	Sean Smith	Loyola College
4	Tom Johnson	Loyola College
5	Glenn Smith	Towson University

1989 ENTRY DRAFT

Rd	Player Chosen	From
1	Bart Aldridge	University of Delaware
2	Matt Lewandowski	University of Delaware
3	Pat Gugerty	University of Maryland
4	Mark Brannigan	Syracuse University
5	Brad Johnson	Hampden Sydney College

1990 ENTRY DRAFT

Rd	Player Chosen	From
1	Brian Kroneberger	Loyola College
2	Vince Angotti	Cornell University
3	Chris Gunkle	Loyola College
4	Greg Gunning	Johns Hopkins University
5	Joe Bonaci	Syracuse University

1988 ENTRY DRAFT

Rd	Player Chosen	From
1	Tom McClland	Loyola College
2	Peter Rubin	Duke University
2	Brooks Sweet	University of Massachusetts
3	Jeff Jackson	Hampden Sydney College
4	Ron Klausner	Towson University
5	Steve Egan	Towson University

ALL-TIME REGULAR SEASON RECORD VS. OTHER TEAMS

	Home		Away		Overall	
	GP	W L	GP	W L	GP	W L
Buffalo	10	4 6	13	3 10	23	7 16
Calgary	8	5 3	9	5 4	17	10 7
Chicago	0	0 0	0	0 0	0	0 0
Edmonton	4	4 0	3	3 0	7	7 0
Minnesota	0	0 0	2	2 0	2	2 0
New York	0	0 0	1	0 1	1	0 1
Philadelphia	20	8 12	18	4 14	38	12 26
Portland	4	3 1	4	2 2	8	5 3
Rochester	11	7 4	9	3 6	20	10 10
San Jose	8	7 1	6	1 5	14	8 6
(as Albany)	2	1 1	3	2 1	5	3 2
Toronto	5	4 1	6	3 3	11	7 4
(as Ontario)	1	1 0	1	0 1	2	1 1

ALL-TIME PLAYOFF RECORD VS. OTHER TEAMS

	Home		Away		Overall	
	GP	W L	GP	W L	GP	W L
Buffalo	0	0 0	1	1 0	1	1 0
Calgary	3	1 2	0	0 0	3	1 2
New York	0	0 0	2	1 1	2	1 1
Philadelphia	1	0 1	3	1 2	4	1 3
Rochester	2	1 1	0	0 0	2	1 1
San Jose	1	0 1	0	0 0	1	0 1
Toronto	0	0 0	3	0 3	3	0 3



Single-Season Records

GOALS

Gary Gait	61	2003
Gary Gait	57	1998
Gary Gait	55	2004
Paul Gait	54	2002
Gary Gait	50	2002
Gary Gait	43	2001
Gary Gait	38	2000
Joe Hiltz	34	1999
Gavin Prout	34	2004
Gary Gait	33	2005
Jesse Hubbard	33	2001

ASSISTS

Gavin Prout	67	2008
Gavin Prout	64	2006
Gary Gait	62	2002
Paul Gait	60	2002
Gavin Prout	59	2007
Gavin Prout	57	2004
Gavin Prout	50	2005
Gary Gait	48	2005
Gary Gait	47	2001
Joe Hiltz	46	1999

POINTS

Paul Gait	114	2002
Gary Gait	96	2003
Gary Gait	93	2004
Gavin Prout	93	2006
Gavin Prout	92	2008
Gavin Prout	91	2004
Gary Gait	90	2001
Gavin Prout	89	2007
Gary Gait	85	1998
Gary Gait	83	2000

LOOSE BALLS

Devin Dalep	193	2002
Erik Miller	186	2003
Paul Cantabene	163	2002
Jay Jalbert	152	2006
Jay Jalbert	141	2005
Josh Sims	136	2007
Nenad Gajic	121	2008
Gary Gait	120	2002
Paul Cantabene	115	1999
Josh Sims	112	2003

PENALTY MINUTES

Brian Reese	98	2002
Dave Stilley	64	2006
Rich Catton	55	2008
Jay Jalbert	55	2006
John Gallant	54	2003
Hugh Donovan	54	2002
John Gallant	53	2002
Jay Jalbert	52	2004
John Brothers	51	2002
Hugh Donovan	51	2001
Nick Carlson	51	2006

SHOTS ON GOAL

Gary Gait	244	2004
Gary Gait	228	2002
Paul Gait	225	2002
Gary Gait	193	2003
Brian Langtry	181	2007
Matt Shearer	159	2002
Gary Gait	157	1999
Gary Gait	156	1998
Del Halladay	155	2002
Brian Langtry	155	2004

SAVES

Gee Nash	601	2005
Gee Nash	539	2004
Erik Miller	529	2003
Devin Dalep	515	2002
Gee Nash	452	2007
Gee Nash	425	2006
Chris Sanderson	388	1999
Derek Collins	387	1998
Devin Dalep	385	2001
Gee Nash	366	2008

SAVE PERCENTAGE

Tom Manos	84.7	1992
John McLellan	79.2	2005
Gee Nash	79.0	2004
Chris Levis	78.9	2008
Chris Levis	78.8	2006
Gee Nash	78.7	2006
Chris Levis	78.0	2007
Gee Nash	77.9	2007
Gee Nash	77.4	2005
Gee Nash	76.6	2008





Career Records

GAMES PLAYED

Gary Gait	113
Josh Sims	99
Paul Cantabene	96
John Gallant	89
Brian Reese	81
Jamie Hanford	76
Erik Miller	73
Brian Langtry	72
Tim Welsh	66
Gavin Prout	64

GOALS

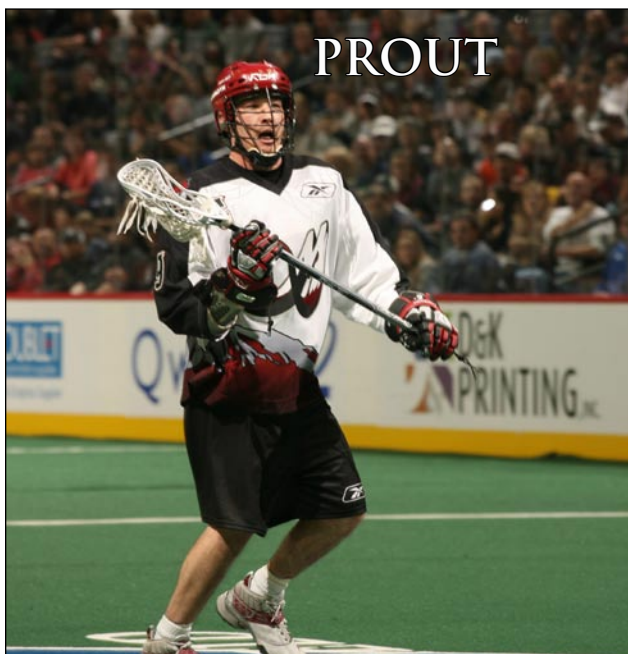
Gary Gait	387
Brian Langtry	153
Gavin Prout	146
Matt Shearer	115
Paul Gait	111
Tim Hormes	103
Del Halladay	96
Tim Welsh	91
Matt Kerwick	89
Paul Cantabene	88

ASSISTS

Gary Gait	335
Gavin Prout	297
Brian Langtry	166
Paul Cantabene	157
Dan Carey	116
Del Halladay	107
Paul Gait	105
Josh Sims	103
Joe Hiltz	98
Rick Sowell	97

POINTS

Gary Gait	722
Gavin Prout	443
Brian Langtry	319
Paul Cantabene	245
Paul Gait	216
Del Halladay	203
Dan Carey	187
Josh Sims	179
Joe Hiltz	177
Rick Sowell	158



LOOSE BALLS

Josh Sims	748
Paul Cantabene	683
Gary Gait	655
John Gallant	541
Gavin Prout	446
Brian Langtry	410
Jay Jalbert	380
Jamie Hanford	375
Devin Dalep	343
Brian Reese	306

PENALTY MINUTES

Brian Reese	298
John Gallant	196
Paul Cantabene	171
Gavin Prout	153
Dave Stilley	149
Jay Jalbert	147
Nick Carlson	136
Kip Fulks	122
Ben Prepchuk	115
Jamie Hanford	114

FACE-OFFS WON

Jamie Hanford	1301
Paul Cantabene	765
Rodney Tapp	365
Fred Haas	206
Jeff Jackson	142

SAVES

Gee Nash	2383
Erik Miller	947
Devin Dalep	862
Tom Manos	710
Derek Collins	666


CLUB DIRECTORY



Bruce Urban
 Owner and
 Governor



Duane Vienneau
 President and
 Alternate Governor



Bob Hamley
 General Manager/
 Head Coach



Assistant Coach	Ian McGough
Assistant Coach	Chris Stachniak
Director of Operations	Tammy van Ooyen
Director of Communications.....	Pauline Hughes
Corporate Partnership Manager	Paul Brosseau
Administrative Coordinator	Kelsey McDonald

TEAM INFORMATION

Home Arena/Seating Capacity	Rexall Place/16,839
NLL Team Established.....	2005
Colors	Black, Silver

2009 SCHEDULE

Jan. 10	at Calgary	9 p.m.
Jan. 16	PORTLAND	9:30 p.m.
Jan. 23	at Portland	10:30 p.m.
Jan. 24	at Colorado	8 p.m.
Jan. 29	BUFFALO	9 p.m.
Jan. 31	at San Jose	3:30 p.m.
Feb. 7	at Toronto	3:30 p.m.
Feb. 22	COLORADO	8 p.m.
Feb. 27	PHILADELPHIA	9:30 p.m.
Mar. 13	CALGARY	9 p.m.
Mar. 28	TORONTO	9 p.m.
Apr. 3	CALGARY	9 p.m.
Apr. 4	at Minnesota	8 p.m.
Apr. 10	at San Jose	10:30 p.m.
Apr. 17	at Colorado	9 p.m.
Apr. 18	PORTLAND	9:30 p.m.

All Times ET

2008 RESULTS

Jan. 12	at Colorado	L, 11-14
Jan. 19	TORONTO	L, 9-14
Jan. 26	at Chicago	L, 11-17
Feb. 2	PORTLAND	L, 10-11
Feb. 17	at Portland	L, 8-14
Feb. 23	SAN JOSE	L, 8-11
Mar. 1	at Portland	W, 9-7
Mar. 15	ROCHESTER	W, 10-9 (OT)
Mar. 21	at Toronto	L, 9-14
Mar. 29	SAN JOSE	W, 12-5
Apr. 5	CALGARY	W, 11-9
Apr. 12	at Calgary	L, 7-18
Apr. 13	at San Jose	L, 6-14
Apr. 18	at Colorado	L, 4-15
Apr. 19	COLORADO	L, 8-13
Apr. 26	CALGARY	L, 8-12

2008 Regular Season Statistics

#	PLAYERS	POS	GP	G	A	PTS	PIM	PPG	PPA	SHG	SHA	GWG	LB	S	SPCT	SOG	FO
90	Hominuck, Mike	F	9	16	17	33	2	0	7	0	1	1	41	79	.203	50	0-0
	(TOTALS)		16	21	33	54	4	2	8	0	1	1	76	121	.174	84	0-0
81	Quinlan, Jimmy	F	16	22	31	53	23	5	8	0	0	0	76	154	.143	103	0-0
51	Teat, Dan	F	7	5	12	17	2	1	3	1	0	1	23	55	.091	46	0-0
	(TOTALS)		19	16	35	51	4	3	7	1	0	1	61	132	.121	101	0-1
8	Stroup, Dan	F	16	21	21	42	8	5	5	0	0	0	63	143	.147	98	0-0
12	Plunkett, Lindsay	F	6	6	9	15	2	0	3	0	1	0	31	51	.118	37	0-0
	(TOTALS)		12	17	20	37	4	3	9	0	2	0	58	119	.143	87	0-0
	X Accursi, Mike	F	9	11	22	33	6	3	9	0	0	0	37	110	.100	61	48-100
	X Shannon, AJ	F	7	11	11	22	0	2	3	0	0	0	20	70	.157	48	0-0
19	Prepchuk, Ben	F	8	5	14	19	2	0	4	0	0	0	21	65	.077	39	0-0
10	Goundrey, Kyle	F	12	8	10	18	2	2	0	0	0	0	31	25	.320	17	0-0
	X Gill, Chris	F	8	12	5	17	10	6	0	0	1	27	51	.235	37	0-0	
23	Grimes, Mike	D	16	5	9	14	20	0	1	0	0	0	74	14	.357	11	0-3
16	Thenhaus, Brenden	F	7	2	6	8	4	1	0	0	0	0	28	22	.091	13	0-1
	(TOTALS)		10	3	7	10	4	1	0	0	0	0	41	27	.111	17	0-1
88	Hawksbee, Ian	D	16	0	10	10	47	0	0	0	0	0	123	12	.000	8	0-0
41	Hutchins, Steve	F	6	3	6	9	11	0	3	0	0	0	15	39	.077	25	0-0
9	Daly, Randy	F	7	2	6	8	7	0	1	0	0	0	20	39	.051	23	0-0
15	McElroy, Chris	T	16	4	3	7	29	1	0	0	1	0	101	23	.174	17	0-0
	X Stobart, Buck	D	14	2	5	7	44	0	0	0	0	1	60	15	.133	9	5-16
00	Palidwor, Curtis	G	14	0	7	7	0	0	1	0	0	0	9	0	.000	0	0-0
36	McKay, Chris	F	7	2	4	6	34	0	0	0	1	0	56	7	.286	6	0-0
6	Bergman, Cam	T	8	0	5	5	2	0	1	0	0	0	42	9	.000	8	0-0
	X Hillier, Darren	T	5	1	2	3	0	0	0	0	0	0	6	4	.250	4	0-0
	X Disher, Matt	G	5	0	3	3	0	0	0	0	0	0	7	0	.000	0	0-0
43	Glaves, Rory	D	12	1	1	2	2	0	0	1	0	0	29	1	1.000	1	1-1
	X Crashley, Ian	D	2	1	0	1	7	0	0	0	0	0	4	1	1.000	1	0-1
	X Olson, Kevin	F	2	1	0	1	0	1	0	0	0	0	8	11	.091	8	0-0
30	King, Matt	G	4	0	0	0	0	0	0	0	0	0	6	0	.000	0	0-0
	(TOTALS)		17	0	1	1	5	0	0	0	0	0	22	0	.000	0	0-0
33	Williams, Rob	D	11	0	1	1	0	0	0	0	0	0	22	1	.000	1	66-175
2	Bonterre, Troy	D	10	0	1	1	18	0	0	0	0	0	20	1	.000	1	0-0
	X Gut, Peter	D	6	0	1	1	0	0	0	0	0	0	23	5	.000	3	0-1
	X Seller, Chris	T	2	0	1	1	0	0	0	0	0	0	3	1	.000	1	0-1
7	Allen, Mac	D	5	0	0	0	12	0	0	0	0	0	6	1	.000	1	53-105
11	Martin, Andrew	D	4	0	0	0	4	0	0	0	0	0	9	4	.000	2	0-0
	X Melville, Cory	T	2	0	0	0	2	0	0	0	0	0	9	2	.000	1	0-0
17	Hartzell, Kris	D	1	0	0	0	0	0	0	0	0	0	3	0	.000	0	0-0
	TOTALS:	-	16	141	223	364	316	27	73	2	7	4	1053	1015	.139	680	173-404

#	GOALIES	GP	MIN	W	L	GA	GAA	SV	SV%
	X Wagar, Kurtis	1	0:00	0	0	0	.00	0	.000
30	King, Matt	6	141:50	0	1	27	11.42	74	.733
	(TOTALS)	17	606:46	4	6	120	11.87	313	.723
	X Disher, Matt	9	216:15	0	3	42	11.65	126	.750
00	Palidwor, Curtis	16	602:06	4	8	123	12.26	369	.750
	TOTALS:	16	-	4	12	197	12.31	569	.743

All-Time Draft Choices

2008 ENTRY DRAFT

Rd (overall)	Player Chosen	From
1 (4)	Jamie Floris	Bellarmino University
1 (10)	Ryan Campbell	Dowling College
3 (27)	Kelly Kilpatrick	Coquitlam, BC
5 (51)	Myles Kenny	Victoria, BC
6 (64)	Adam Foss	New Westminster, BC

2008 DISPERSAL DRAFT (CHICAGO)

Rd (overall)	Player Chosen
1 (2)	Scott Self
2 (14)	Callum Crawford
3 (23)	Darryl Gibson

2008 DISPERSAL DRAFT (ARIZONA)

Rd (overall)	Player Chosen
1 (2)	Andy Secore
2 (15)	Chris Seller

2007 ENTRY DRAFT

Rd (overall)	Player Chosen	From
2 (15)	Steve Hutchins	Whitby, ON
3 (34)	John Lintz	Coquitlam, BC
4 (45)	Steve Conrad	Clarington, ON
4 (48)	Dan Hartzell	St. Andrews College
5 (62)	Calvin Craig	Coquitlam, BC
6 (76)	Jordan Coffey	Brampton, ON

2007 DISPERSAL DRAFT

Rd (overall)	Player Chosen
2 (20)	Chris Seller
3 (29)	Chris McKay

2006 ENTRY DRAFT

Rd (overall)	Player Chosen	From
3 (28)	Kurtis Wagar	St. Catharines, ON
4 (46)	Cory Melville	Burnaby, BC
5 (54)	Kris Hartzell	St. Andrew's College

2005 ENTRY DRAFT

Rd (overall)	Player Chosen	From
2 (14)	Mike McLellan	Mercyhurst College
3 (24)	Greg Whitenect	Edmonton, AB
3 (30)	Shane Pederson	Victoria, BC
4 (35)	Brad Rennie	Elmira College
5 (46)	Jon Maresse	Edmonton, AB
6 (57)	Kyle Dupont	Peterborough, ON
6 (60)	Aaron Davis	Coquitlam, BC

2005 EXPANSION DRAFT

Selection	Player Chosen	From
2	Rob Blasdell	San Jose
4	Kevin Howard	Calgary
6	Sandy Chapman	Toronto
8	Pat Campbell	Rochester
10	Brad Dairon	San Jose
12	Randy Daly	Colorado
14	Scott Campbell	Minnesota
16	Cory Bomberry	Arizona
18	Jeff Spano	Philadelphia

2005 DISPERSAL DRAFT

Rd (overall)	Player Chosen
1 (1)	Rory Graves
2 (12)	Damien Davis

ALL-TIME REGULAR SEASON RECORD VS. OTHER TEAMS

	Home			Away			Overall		
	GP	W	L	GP	W	L	GP	W	L
Arizona	2	1	1	2	0	2	4	1	3
Buffalo	0	0	0	0	0	0	0	0	0
Calgary	5	1	4	4	2	2	9	3	6
Chicago	0	0	0	2	1	1	2	1	1
Colorado	3	0	3	4	0	4	7	0	7
Minnesota	1	0	1	0	0	0	1	0	1
New York	0	0	0	1	0	1	1	0	1
Philadelphia	1	1	0	0	0	0	1	1	0
Portland	3	1	2	5	1	4	8	2	6
Rochester	1	1	0	0	0	0	1	1	0
San Jose	4	1	3	4	0	4	8	1	7
Toronto	3	1	2	2	0	2	5	1	4

Single-Season Records

GOALS

Chris Gill	37	2007
Dan Stroup	29	2007
Jimmy Quinlan	23	2007
Jimmy Quinlan	22	2008
Dan Stroup	21	2008
Kevin Howard	21	2006
Jim Quinlan	20	2006
Jamey Bowen	19	2006
Mike Hominuck	16	2008
Brad Dairon	15	2006

PENALTY MINUTES

Trent Smalley	64	2006
Ian Hawksbee	47	2008
Buck Stobart	44	2008
Chris McKay	34	2008
Andrew Turner	34	2007
Andrew Turner	32	2006
Jamie Roy	32	2007
Chris McElroy	31	2007
Chris McElroy	29	2008
Chris McElroy	29	2006

FACE-OFFS WON

Mac Allen	115	2007
Brad Dairon	113	2006
Rob Williams	66	2008
Mac Allen	53	2008
Mike Accursi	48	2008
Rob Williams	48	2007
Jordan Sundher	42	2006
Rob Williams	39	2006
Buck Stobart	6	2006
Buck Stobart	5	2007

ASSISTS

Jason Wulder	35	2007
Jamey Bowen	33	2007
Jimmy Quinlan	32	2007
Jimmy Quinlan	31	2008
Randy Daly	28	2007
Chris Gill	25	2007
Jamey Bowen	24	2006
Mike Accursi	22	2008
Dan Stroup	22	2007
Dan Stroup	21	2008
Brad Dairon	21	2006

SHOTS ON GOAL

Dan Stroup	120	2007
Jimmy Quinlan	117	2007
Chris Gill	108	2007
Jimmy Quinlan	103	2008
Brad Dairon	100	2006
Dan Stroup	98	2008
Jim Quinlan	95	2006
Kevin Howard	82	2006
Randy Daly	79	2007
Mat Giles	69	2006

SAVES

Curtis Palidwor	465	2007
Pat Campbell	456	2006
Curtis Palidwor	369	2008
Pat Campbell	147	2007
Dwight Maetche	138	2006

SAVE PERCENTAGE

Curtis Palidwor	78.9	2007
Kurtis Wagar	76.9	2007
Dwight Maetche	75.4	2006
Curtis Palidwor	75.0	2008
Matt Disher	75.0	2008
Pat Campbell	75.0	2006

POINTS

Chris Gill	62	2007
Jimmy Quinlan	55	2007
Jimmy Quinlan	53	2008
Dan Stroup	51	2007
Jason Wulder	45	2007
Jamey Bowen	44	2007
Jamey Bowen	43	2006
Dan Stroup	42	2008
Randy Daly	41	2007
Kevin Howard	40	2006

LOOSE BALLS

Ian Hawksbee	123	2008
Chris McElroy	101	2008
Andrew Turner	95	2006
Jim Quinlan	86	2006
Cam Bergman	86	2006
Jimmy Quinlan	76	2008
Mike Grimes	74	2008
Chris McElroy	74	2007
Andrew Turner	71	2007
Randy Daly	64	2007



Career Records

GAMES PLAYED

Jim Quinlan	48
Chris McElroy	46
Rory Glaves	42
Buck Stobart	38
Rob Williams	33
Dan Stroup	32
Andrew Turner	32
Randy Daly	31
Darren Hillier	30
Cam Bergman	28
Pat Campbell	28
Curtis Palidwor	28

GOALS

Jim Quinlan	65
Dan Stroup	50
Chris Gill	49
Jamey Bowen	30
Randy Daly	26
Kevin Howard	22
A.J. Shannon	16
Mike Hominuck	16
Brad Dairon	15
Chris McElroy	15

ASSISTS

Jim Quinlan	82
Jamey Bowen	57
Randy Daly	47
Dan Stroup	43
Jason Wulder	35
Chris Gill	30
Kevin Howard	27
Mike Accursi	22
Brad Dairon	21
Cam Bergman	20



POINTS

Jim Quinlan	147
Dan Stroup	93
Jamey Bowen	87
Chris Gill	79
Randy Daly	73
Kevin Howard	49
Jason Wulder	45
Brad Dairon	36
Mike Accursi	33
Mike Hominuck	33
Chris McElroy	33
A.J. Shannon	33

LOOSE BALLS

Jim Quinlan	236
Chris McElroy	233
Andrew Turner	166
Cam Bergman	139
Randy Daly	135
Rory Glaves	131
Ian Hawksbee	123
Dan Stroup	114
Buck Stobart	110
Rob Williams	90

PENALTY MINUTES

Chris McElroy	89
Jim Quinlan	70
Buck Stobart	68
Andrew Turner	66
Trent Smalley	64
Ian Hawksbee	47
Chris McKay	37
Jamie Roy	32
Jason Wulder	28
Chris Stachniak	26

FACE-OFFS WON

Mac Allen	168
Rob Williams	153
Brad Dairon	113
Mike Accursi	48
Jordan Sundher	42

SAVES

Curtis Palidwor	834
Pat Campbell	603
Dwight Maetche	138
Matt Disher	126
Matt King	74

MINNESOTA SWARM



317 Washington Street • St. Paul, MN 55102
 Phone: 651-602-6000 • www.mnswarm.com

CLUB DIRECTORY



John J. Arlotta
 Owner and
 President



Andy Arlotta
 Vice President,
 Sponsorship



Marty O'Neill
 General Manager



Director, Marketing/Events.....	Brooke Caines
Director, Ticket Sales.....	Matt McCormack
Director, New Media.....	Andy Weisbecker
Director of Player Relations and Events.....	Kevin Dunnigan
New Business Development.....	Joel Jordan, Brett Miller
Sponsorship Fulfillment and Media.....	Jenn O'Neill
Head Coach.....	Duane Jacobs
Assistant Coaches.....	Derek Moffat, Mike Lines
Director, Scouting.....	Neil Doddridge
Broadcaster.....	Howard Green

TEAM INFORMATION

Home Arena/Seating Capacity.....	Xcel Energy Center/18,064
NLL Team Established.....	2005
Colors.....	Blue, Yellow, Grey

2009 SCHEDULE

Jan. 3	at Portland	10:30 p.m.
Jan. 10	SAN JOSE	8 p.m.
Jan. 24	BUFFALO	8 p.m.
Feb. 6	at Calgary	9:30 p.m.
Feb. 7	COLORADO	8 p.m.
Feb. 20	BOSTON	8 p.m.
Feb. 21	at Philadelphia	7:30 p.m.
Feb. 27	at Toronto	7:30 p.m.
Feb. 28	at Buffalo	7:30 p.m.
Mar. 14	at Philadelphia	7:30 p.m.
Mar. 21	at San Jose	10:30 p.m.
Mar. 22	at Colorado	8 p.m.
Mar. 28	CALGARY	8 p.m.
Apr. 4	EDMONTON	8 p.m.
Apr. 11	PORTLAND	8 p.m.
Apr. 18	NEW YORK	8 p.m.

All Times ET

2008 RESULTS

Jan. 11	at Toronto	W, 17-16 (OT)
Jan. 12	TORONTO	W, 11-4
Jan. 26	at Rochester	W, 18-17 (OT)
Feb. 2	at San Jose	W, 14-12
Feb. 8	NEW YORK	W, 16-9
Feb. 10	PORTLAND	W, 14-13 (OT)
Feb. 16	at Buffalo	L, 14-16
Feb. 22	at Philadelphia	L, 8-17
Mar. 8	at Buffalo	L, 7-11
Mar. 14	CHICAGO	W, 13-9
Mar. 29	at Chicago	L, 10-15
Apr. 5	NEW YORK	W, 12-9
Apr. 12	PHILADELPHIA	W, 15-14 (OT)
Apr. 19	ROCHESTER	L, 8-11
Apr. 25	CHICAGO	L, 10-12
Apr. 26	at Chicago	W, 12-11
May 3	NEW YORK *	L, 8-11

* - Playoff game



MINNESOTA SWARM

2008 Regular Season Statistics

#	PLAYERS	POS	GP	G	A	PTS	PIM	PPG	PPA	SHG	SHA	GWG	LB	S	SPCT	SOG	FO
21	Secore, Andy	F	14	28	48	76	4	6	18	0	2	0	59	145	.193	101	0-0
44	Ward, Ryan	F	16	33	36	69	10	5	16	3	1	1	56	190	.174	128	0-0
9	Point, Craig	F	16	27	34	61	8	10	19	0	0	1	74	181	.149	125	17-29
17	Pollock, Sean	F	16	24	36	60	26	6	13	3	0	5	64	140	.171	101	0-0
19	Culp, Chad	F	16	23	32	55	14	3	6	0	3	1	89	129	.178	99	0-0
	X Hominuck, Mike	F	7	5	16	21	2	2	1	0	0	0	35	42	.119	34	0-0
26	Sharp, Ryan	T	15	9	11	20	72	0	0	1	1	0	78	36	.250	29	0-0
	X Hill, Dean	F	7	9	10	19	0	7	3	0	1	0	9	48	.188	39	0-0
7	Marohl, Dan	F	5	5	5	10	0	2	1	0	0	0	8	24	.208	22	0-0
	(TOTALS)		7	6	12	18	0	3	5	0	0	0	18	39	.154	32	0-0
8	McDade, Rory	F	8	4	13	17	4	0	0	0	1	0	11	23	.174	16	0-0
50	Cousins, Ryan	D	16	9	5	14	36	1	0	0	0	2	87	40	.225	30	0-3
47	Hill, Travis	F	14	3	11	14	86	0	1	0	1	0	108	31	.097	22	81-208
11	Cromwell, Keith	F	4	5	5	10	0	3	1	0	1	0	1	25	.200	19	0-0
	(TOTALS)		6	5	8	13	0	3	1	0	3	0	7	35	.143	27	0-0
12	Pacey, Eric	D	15	2	8	10	12	0	0	0	0	0	45	15	.133	13	0-0
23	Sullivan, Jon	D	16	3	6	9	25	1	1	1	1	0	65	9	.333	8	0-1
20	Ross, Kyle	D	13	3	6	9	26	0	0	0	0	0	77	10	.300	10	0-0
27	Achenbach, Colin	F	8	2	4	6	8	0	0	0	0	0	35	9	.222	6	0-0
16	Talbot, Noah	F	16	0	6	6	18	0	0	0	0	0	49	4	.000	4	0-0
93	Patterson, Nick	G	16	0	5	5	2	0	1	0	0	0	9	0	.000	0	0-0
24	Norbraten, Justin	F	6	0	5	5	6	0	1	0	0	0	21	11	.000	6	20-50
	X Miyashita, Mark	D	6	1	3	4	6	0	0	0	0	0	43	6	.167	6	38-96
	X Halls, Darren	D	7	2	1	3	11	0	0	0	0	0	27	8	.250	4	31-64
18	Biers, Andrew	D	2	1	2	3	0	0	0	0	1	0	8	1	1.000	1	0-2
3	Courtney, Chris	D	2	1	1	2	0	0	0	0	0	0	9	1	1.000	1	0-0
40	Rubel, Ian	D	3	0	2	2	0	0	1	0	0	0	6	0	.000	0	0-0
	(TOTALS)		5	0	2	2	2	0	1	0	0	0	9	0	.000	0	0-0
34	Inch, Nick	D	8	0	1	1	10	0	0	0	0	0	20	3	.000	1	0-0
31	Crowell, Kevin	G	5	0	1	1	2	0	0	0	0	0	3	1	.000	1	0-0
	TOTALS:		-	16	199	313	512	46	90	8	16	10	1096	1132	.176	826	187-453

#	GOALIES	GP	MIN	W	L	GA	GAA	SV	SV%
31	Crowell, Kevin	16	63:56	0	2	12	11.26	45	.789
93	Patterson, Nick	16	905:34	10	4	181	11.99	598	.768
	TOTALS:	16	-	10	6	196	12.25	643	.766



All-Time Draft Choices

2008 ENTRY DRAFT

Rd (overall)	Player Chosen	From
1 (8)	Andrew Watt	Robert Morris College
1 (11)	Kevin Buchanan	Ohio State University
1 (13)	Joe Cinosky	University of Maryland
2 (24)	Tom Michaelsen	St. John's University
4 (38)	Ricky Pages	Ohio State University
4 (40)	Justin Haworth	Limestone College
6 (73)	Bruce Bickford	Drexel University

2008 DISPERSAL DRAFT (CHICAGO)

Rd (overall)	Player Chosen
1 (10)	Kevin Fines
2 (20)	Drew Candy

2008 DISPERSAL DRAFT (ARIZONA)

Rd (overall)	Player Chosen
1 (11)	Chris McKay
2 (24)	Brad Dairon

2007 ENTRY DRAFT

Rd (overall)	Player Chosen	From
1 (9)	Justin Norbraten	Bellarmino University
2 (18)	Brandon Swamp	SUNY Potsdam
2 (23)	Marc Jackson	Whitby, ON
2 (27)	Chris Courtney	Six Nations, ON
4 (51)	Angus Goodleaf	Burnaby, BC
5 (60)	Brad Favero	Canisius College
6 (79)	Mike Paul	New Westminster, BC

2007 DISPERSAL DRAFT

Rd (overall)	Player Chosen
1 (5)	Andy Secore
1 (8)	Ryan Avery
2 (17)	Mike Grimes
3 (32)	Mark Tinning

2006 ENTRY DRAFT

Rd (overall)	Player Chosen	From
3 (30)	Tyler Haas	Victoria, BC
3 (31)	Kevin Crosswell	Port Coquitlam, BC
4 (44)	Kevin Milkowski	Victoria, BC
5 (57)	Andrew Witt	New Westminster, BC
5 (63)	Dave Ellis	Six Nations, ON
6 (70)	Huey Johnson	Six Nations, ON

2005 ENTRY DRAFT

Rd (overall)	Player Chosen	From
2 (17)	Nolan Heavenor	Limestone College
4 (37)	Nate Andres	Whitby, ON
4 (38)	Tyler Perry	Whitby, ON
5 (48)	Dean Hill	Spartan, ON
6 (59)	Mike Leong	Surrey, BC

2005 DISPERSAL DRAFT

Rd (overall)	Player Chosen
1 (4)	Bruce Murray
2 (15)	Ryan Powell



PATTERSON

All-Time Draft Results

2004 EXPANSION DRAFT


Selection	Player Chosen	From
1	Cam Bergman	Anaheim Storm
2	Sean Pollock	Arizona Sting
3	Jason Clark	Buffalo Bandits
4	Matt King	Calgary Roughnecks
5	Curtis Smith	Colorado Mammoth
6	Shawn Nadelen	Philadelphia Wings
7	John Harasym	Rochester Knighthawks
8	Dan Teat	San Jose Stealth
9	Rusty Kruger	Toronto Rock
10	Bruce Alexander	Vancouver Ravens

2004 ENTRY DRAFT

Rd (overall)	Player Chosen	From
1 (6)	Ryder Bateman	Victoria, BC
2 (10)	Scott Campbell	Brooklin, ON
5 (44)	Kyle Ross Port	Coquitlam, BC
6 (55)	Mike Attwood	St. Catherines, ON

2004 DISPERSAL DRAFT

Rd (overall)	Player Chosen
1 (1)	Craig Conn
1 (6)*	Nick Patterson
2 (11)	D'Arcy Berthiume



ALL-TIME REGULAR SEASON RECORD VS. OTHER TEAMS

	Home			Away			Overall		
	GP	W	L	GP	W	L	GP	W	L
Buffalo	4	0	4	6	1	5	10	1	9
Calgary	0	0	0	2	1	1	2	1	1
Colorado	2	0	2	0	0	0	2	0	2
Edmonton	0	0	0	1	1	0	1	1	0
New York	3	3	0	1	1	0	4	4	0
Philadelphia	6	4	2	4	2	2	10	6	4
Portland	2	1	1	2	2	0	4	3	1
Rochester	5	2	3	5	2	3	10	4	6
San Jose	1	1	0	2	2	0	3	3	0
Toronto	4	2	2	4	2	2	8	4	4

ALL-TIME PLAYOFF RECORD VS. OTHER TEAMS

	Home			Away			Overall		
	GP	W	L	GP	W	L	GP	W	L
Buffalo	0	0	0	2	0	2	2	0	2
New York	1	0	1	0	0	0	1	0	1



Single-Season Records

GOALS

Ryan Ward	33	2008
Dean Hill	32	2007
Andy Secore	28	2008
Craig Point	27	2008
Kelly Hall	27	2005
Sean Pollock	26	2007
Sean Pollock	24	2008
Kasey Beirnes	24	2006
Chad Culp	23	2008
Ryan Ward	23	2007
Kasey Beirnes	23	2007

ASSISTS

Ryan Ward	52	2007
Andy Secore	48	2008
Ryan Ward	47	2006
Sean Pollock	41	2007
Ryan Ward	36	2008
Sean Pollock	36	2008
Chad Culp	35	2006
Craig Point	34	2008
Chad Culp	32	2008
Kasey Beirnes	28	2006

POINTS

Andy Secore	76	2008
Ryan Ward	75	2007
Ryan Ward	69	2008
Sean Pollock	67	2007
Ryan Ward	66	2006
Craig Point	61	2008
Sean Pollock	60	2008
Chad Culp	55	2008
Chad Culp	55	2006
Dean Hill	53	2007

LOOSE BALLS

Ryan Cousins	108	2007
Travis Hill	108	2008
Mark Miyashita	98	2007
Riley Kemp	94	2005
Chad Culp	89	2008
D'Arcy Berthiaume	88	2005
Ryan Cousins	87	2008
Chad Culp	87	2005
Mark Miyashita	87	2006
Ryan Sharp	78	2008
Craig Conn	78	2005
Noah Talbot	78	2006

PENALTY MINUTES

Travis Hill	86	2008
Ryan Sharp	72	2008
Mike Kilby	56	2007
Ryan Cousins	45	2005
Mike Kilby	45	2005
Eric Pacey	40	2007
Ryan Cousins	36	2008
Ray Guze	35	2005
Sean Pollock	26	2008
Kyle Ross	26	2008

SHOTS ON GOAL

Ryan Ward	128	2008
Craig Point	125	2008
Ryan Ward	118	2006
Chad Culp	112	2006
Ryan Ward	104	2007
Andy Secore	101	2008
Sean Pollock	101	2008
Sean Pollock	100	2007
Chad Culp	99	2008
Kelly Hall	99	2005

FACE-OFFS WON

Mark Miyashita	129	2007
D'Arcy Berthiaume	99	2005
Travis Hill	93	2007
Travis Hill	81	2008
Mark Miyashita	80	2006
Craig Conn	79	2005

SAVES

Nick Patterson	598	2008
Matt Disher	512	2005
Nick Patterson	430	2007
Nick Patterson	342	2006
Matt Disher	266	2006
Matt Disher	169	2007

SAVE PERCENTAGE

John McLellan	.795	2005
Nick Patterson	.790	2006
Kevin Crosswell	.789	2008
Nick Patterson	.775	2007
Matt Disher	.773	2006
Nick Patterson	.768	2008





Career Records

GAMES PLAYED

Ryan Cousins	62
Sean Pollock	59
Ryan Ward	58
Jon Sullivan	57
Chad Culp	56
Eric Pacey	53
Nick Patterson	53
Noah Talbot	46
Mike Kilby	45
Brock Boyle	43
Riley Kemp	43

GOALS

Ryan Ward	94
Sean Pollock	75
Chad Culp	74
Kelly Hall	51
Kasey Beirnes	47
Dean Hill	47
Brock Boyle	30
Andy Secore	28
Craig Point	27
Ryan Cousins	25

ASSISTS

Ryan Ward	160
Sean Pollock	117
Chad Culp	114
Jamie Taylor	51
Kasey Beirnes	48
Andy Secore	48
Kelly Hall	39
Craig Point	34
Spencer Martin	33
Mike Hominuck	32
Dean Hill	32

POINTS

Ryan Ward	254
Sean Pollock	192
Chad Culp	188
Kasey Beirnes	95
Kelly Hall	90
Dean Hill	79
Andy Secore	76
Jamie Taylor	68
Craig Point	61
Ryan Cousins	54
Spencer Martin	54

LOOSE BALLS

Ryan Cousins	308
Chad Culp	274
Sean Pollock	228
Mark Miyashita	228
Riley Kemp	222
Travis Hill	207
Noah Talbot	201
Jon Sullivan	201
Ryan Ward	190
Eric Pacey	154

PENALTY MINUTES


Ryan Cousins	129
Mike Kilby	119
Travis Hill	109
Sean Pollock	91
Eric Pacey	86
Ryan Sharp	82
Jon Sullivan	75
Riley Kemp	68
Chad Culp	68
Kelly Hall	60

FACE-OFFS WON

Mark Miyashita	247
Travis Hill	198
D'Arcy Berthiaume	148
Craig Conn	79
Andrew Biers	31

SAVES

Nick Patterson	1432
Matt Disher	947
Kevin Croswell	45
John McLellan	31
Mike Attwood	22





CLUB DIRECTORY



Gary Rosenbach
Principal Owner



Leo Russell
Chairman and CEO



Aaron Jones
President



Governor and Co-Owner.....	John Gagliardi
Business Manager.....	Deon Douglas
Head Coach and General Manager.....	Ed Comeau
Assistant Coaches.....	Sean Ferris, Blane Harrison, John Munroe
Assistant General Manager and Equipment Manager.....	Jimmy Butler
Media Relations Director.....	Tom Gibson
Marketing Assistant.....	Crystal Cooper
Director of Ticket Sales.....	Nick Criscuolo
Senior Account Executive.....	Justin Bednarz
Account Executives.....	Andrew Gorman, Paul Ward, Daniel Gant

TEAM INFORMATION

Home Arena/Seating Capacity.....	Madison Square Garden/16,759
NLL Team Established.....	2007
Colors.....	Orange & Blue

2009 SCHEDULE

Jan. 3	TORONTO	8 p.m.
Jan. 10	BOSTON	7:30 p.m.
Jan. 17	at Boston	7:30 p.m.
Jan. 24	at Rochester	7:35 p.m.
Jan. 31	at Colorado	9 p.m.
Feb. 7	at Boston	7:30 p.m.
Feb. 8	PHILADELPHIA	7 p.m.
Feb. 15	ROCHESTER	8 p.m.
Feb. 21	at Rochester	7:35 p.m.
Feb. 28	CALGARY	12:30 p.m.
Mar. 1	SAN JOSE	7:30 p.m.
Mar. 28	at Buffalo	7:30 p.m.
Apr. 4	PHILADELPHIA	7:30 p.m.
Apr. 5	at New York	2:30 p.m.
Apr. 11	BUFFALO	7:30 p.m.
Apr. 18	at Minnesota	8 p.m.

All Times ET

2008 RESULTS

Jan. 12	at Portland	W, 14-11
Jan. 19	at Buffalo	L, 13-17
Jan. 26	at Toronto	L, 10-14
Jan. 31	SAN JOSE	L, 7-12
Feb. 8	at Minnesota	L, 9-16
Feb. 10	BUFFALO	W, 10-9 (OT)
Feb. 16	at Chicago	W, 14-9
Feb. 23	at Rochester	W, 14-11
Feb. 29	at Philadelphia	L, 12-16
Mar. 14	at Toronto	W, 14-10
Mar. 22	PHILADELPHIA	W, 20-13
Apr. 5	at Minnesota	L, 9-12
Apr. 12	COLORADO	W, 14-10
Apr. 18	CHICAGO	W, 14-7
Apr. 19	at Philadelphia	W, 11-8
Apr. 26	ROCHESTER	W, 12-11
May 3	at Minnesota *	W, 11-8
May 10	at Buffalo *	L, 12-19

* - Playoff game

2008 Regular Season Statistics

#	PLAYERS	POS	GP	G	A	PTS	PIM	PPG	PPA	SHG	SHA	GWG	LB	S	SPCT	SOG	FO
22	Powell, Casey	F	16	32	54	86	10	12	24	1	0	2	79	204	.157	130	0-0
42	Maddalena, Pat	F	15	33	52	85	6	10	20	2	2	1	66	179	.184	150	0-0
44	Hall, Jordan	T	16	24	45	69	18	5	15	1	0	1	109	108	.222	77	0-0
14	Boyle, Ryan	F	16	17	45	62	4	4	21	0	1	1	65	128	.133	86	0-0
19	McLellan, Mike	F	16	34	22	56	0	19	12	1	1	3	29	92	.370	73	0-0
2	Mundorf, Brendan	F	13	23	23	46	8	7	4	0	3	0	39	130	.177	85	0-0
90	Ratcliffe, Jeff	F	16	12	13	25	12	1	2	0	1	1	51	69	.174	61	0-0
12	Park, Jarett	D	15	5	5	10	24	0	0	1	0	1	147	27	.185	21	0-0
56	Orsen, John	D	16	3	7	10	59	0	0	0	1	0	126	20	.150	15	0-0
20	Peysger, Greg	T	13	3	6	9	41	1	0	0	0	0	75	24	.125	19	2-5
3	Alrich, Matt	D	15	4	4	8	12	1	0	0	0	0	64	17	.235	15	0-0
48	Vinc, Matt	G	16	1	7	8	18	0	1	1	1	0	44	5	.200	4	0-0
16	Merrill, Patrick	D	14	0	5	5	61	0	0	0	0	0	78	14	.000	12	0-1
5	Hanford, Jamie	D	16	2	2	4	6	0	0	0	0	0	65	7	.286	6	264-426
36	Belisle, Mitch	D	12	2	2	4	16	0	0	1	0	0	48	5	.400	5	0-0
21	Miller, Erik	G	2	0	3	3	0	0	1	0	0	0	0	2	.000	0	0-0
10	Tower, Brian	F	4	2	0	2	0	0	0	0	0	0	5	8	.250	4	0-0
71	Galbraith, Keevin	T	11	0	2	2	8	0	0	0	0	0	29	4	.000	4	0-0
41	Barrett, Bryan	D	9	0	2	2	2	0	0	0	0	0	28	0	.000	0	0-0
47	Spano, Jeff	D	5	0	2	2	2	0	0	0	0	0	28	7	.000	4	0-0
24	Smith, Rory	D	11	0	0	0	36	0	0	0	0	0	25	2	.000	0	0-1
32	Brzeski, Rich	D	5	0	0	0	4	0	0	0	0	0	3	1	.000	0	0-0
34	Kelly, Anthony	D	2	0	0	0	0	0	0	0	0	0	5	0	.000	0	7-13
	TOTALS:	-	16	197	301	498	359	60	100	8	10	10	1208	1052	.187	770	273-446

#	GOALIES	GP	MIN	W	L	GA	GAA	SV	SV%
48	Vinc, Matt	16	888:06	9	5	168	11.35	562	.770
21	Miller, Erik	16	74:23	1	1	17	13.71	45	.726
	TOTALS:	16	-	10	6	186	11.63	607	.765



All-Time Draft Choices

2008 ENTRY DRAFT

Rd (overall)	Player Chosen	From
2 (23)	Stephen Peyser	Johns Hopkins University
3 (33)	Steve Ammann	University at Albany
4 (46)	Ben Rubeor	University of Virginia
5 (59)	Mike Ammann	University at Albany
6 (72)	Dan Cocozziello	Princeton University

2008 DISPERSAL DRAFT (CHICAGO)

Rd (overall)	Player Chosen
1 (9)	Josh Funk
2 (19)	Peter Striebel

2008 DISPERSAL DRAFT (ARIZONA)

Rd (overall)	Player Chosen
1 (10)	Jamie Rooney

2007 ENTRY DRAFT

Rd (overall)	Player Chosen	From
1 (1)	Jordan Hall	University of Delaware
1 (13)	Mitch Belisle	Cornell University
2 (17)	Rory Smith	Brampton, ON
3 (29)	Rob Smith	University of Delaware
3 (36)	Jamison Koesterer	Johns Hopkins University
4 (50)	Ricky Smith	University of Virginia
5 (59)	Mike Haas	Villanova University

2007 DISPERSAL DRAFT

Rd (overall)	Player Chosen
1 (2)	Patrick Merrill
2 (23)	Matt Alrich
3 (26)	Greg Downing

2006 ENTRY DRAFT

Rd (overall)	Player Chosen	From
1 (11)	Brendan Mundorf	UMBC
3 (26)	Garret Kikot	Bellarmine University
3 (32)	Matt Zash	Duke University
4 (39)	John Orsen	Hofstra University
5 (52)	Joe Boulukos	Cornell University
6 (65)	Chris Unterstein	Hofstra University

2006 EXPANSION DRAFT

Selection	Player Chosen	From
2	Pat Maddalena	Arizona
4	Curtis Palidwor	Calgary
6	Aaron Bold	Portland
8	Jon Sullivan	Minnesota
10	Rich Brzeski	Philadelphia
12	Jarrett Park	San Jose
14	Jeff Spano	Philadelphia
16	Mike McLellan	Arizona
18	Matt Taylor	Toronto
20	Eric Pacey	Minnesota
22	Tyler Heavener	Edmonton

ALL-TIME REGULAR SEASON RECORD VS. OTHER TEAMS

	Home			Away			Overall		
	GP	W	L	GP	W	L	GP	W	L
Buffalo	2	1	1	2	0	2	4	1	3
Colorado	1	1	0	0	0	0	1	1	0
Edmonton	1	1	0	0	0	0	1	1	0
Minnesota	1	0	1	3	0	3	4	0	4
Philadelphia	2	1	1	2	1	1	4	2	2
Portland	0	0	0	1	1	0	1	1	0
Rochester	2	1	1	2	1	1	4	2	2
San Jose	2	0	2	0	0	0	2	0	2
Toronto	1	1	0	3	2	1	4	3	1

ALL-TIME PLAYOFF RECORD VS. OTHER TEAMS

	Home			Away			Overall		
	GP	W	L	GP	W	L	GP	W	L
Buffalo	0	0	0	1	0	1	1	0	1
Minnesota	0	0	0	1	1	0	1	1	0

Single-Season Records

GOALS

Pat Maddalena	40	2007
Mike McLellan	34	2008
Pat Maddalena	33	2008
Casey Powell	32	2008
Ryan Boyle	29	2007
Casey Powell	29	2007
Mike McLellan	26	2007
Jordan Hall	24	2008
Brendan Mundorf	23	2008
Brendan Mundorf	23	2007

ASSISTS

Casey Powell	54	2008
Ryan Boyle	53	2007
Pat Maddalena	52	2008
Casey Powell	51	2007
Jordan Hall	45	2008
Ryan Boyle	45	2008
Pat Maddalena	43	2007
Gewas Schindler	25	2007
Brendan Mundorf	23	2008
Mike McLellan	22	2008

POINTS

Casey Powell	86	2008
Pat Maddalena	85	2008
Pat Maddalena	83	2007
Ryan Boyle	82	2007
Casey Powell	80	2007
Jordan Hall	69	2008
Ryan Boyle	62	2008
Mike McLellan	56	2008
Brendan Mundorf	46	2008
Mike McLellan	44	2007
Brendan Mundorf	44	2007

LOOSE BALLS

Jarett Park	147	2008
Jarett Park	129	2007
John Orsen	126	2008
Jordan Hall	109	2008
Pat Maddalena	99	2007
Jeff Spano	96	2007
Casey Powell	90	2007
Casey Powell	79	2008
Patrick Merrill	78	2008
Ryan Boyle	77	2007

PENALTY MINUTES

Patrick Merrill	61	2008
John Orsen	59	2008
Jarett Park	43	2007
Rich Brzeski	42	2007
Greg Peyser	41	2008
Rory Smith	36	2008
John Orsen	31	2007
Anthony Kelly	26	2007
Jarett Park	24	2008
Keevin Galbraith	22	2007
Casey Powell	22	2007

SHOTS ON GOAL

Pat Maddalena	178	2007
Pat Maddalena	150	2008
Casey Powell	130	2008
Ryan Boyle	119	2007
Casey Powell	100	2007
Mike McLellan	95	2007
Ryan Boyle	86	2008
Brendan Mundorf	85	2008
Brendan Mundorf	81	2007
Jordan Hall	77	2008

FACE-OFFS WON

Jamie Hanford	264	2008
Joe Ghedina	123	2007
Anthony Kelly	65	2007
Matt Zash	29	2007
Greg Peyser	14	2007
Anthony Kelly	7	2008


SAVES

Matt Vinc	562	2008
Matt Vinc	419	2007
Curtis Palidwor	120	2007
Nick Schroeder	48	2007
Erik Miller	45	2008

SAVE PERCENTAGE

Matt Vinc	.770	2008
Curtis Palidwor	.732	2007
Matt Vinc	.727	2007
Erik Miller	.726	2008
Nick Schroeder	.615	2007

C. POWELL



Career Records

GAMES PLAYED

Ryan Boyle	32
Mike McLellan	32
Matt Alrich	31
Pat Maddalena	31
Jarett Park	31
Matt Vinc	30
Casey Powell	29
John Orsen	28
Brendan Mundorf	27
Bryan Barrett	25

GOALS

Pat Maddalena	73
Casey Powell	61
Mike McLellan	60
Brendan Mundorf	46
Ryan Boyle	46
Jordan Hall	24
Jeff Ratcliffe	12
Gewas Schindler	12
Jarett Park	11
Jeff Spano	8

ASSISTS

Casey Powell	105
Ryan Boyle	98
Pat Maddalena	95
Jordan Hall	45
Brendan Mundorf	44
Mike McLellan	40
Gewas Schindler	25
Jeff Spano	19
Jarett Park	18
Matt Vinc	14

POINTS

Pat Maddalena	168
Casey Powell	166
Ryan Boyle	144
Mike McLellan	100
Brendan Mundorf	90
Jordan Hall	69
Gewas Schindler	37
Jarett Park	29
Jeff Spano	27
Jeff Ratcliffe	25



LOOSE BALLS

Jarett Park	276
John Orsen	191
Casey Powell	169
Pat Maddalena	165
Ryan Boyle	142
Matt Alrich	124
Jeff Spano	124
Greg Peyser	113
Jordan Hall	109
Bryan Barrett	89
Brendan Mundorf	89

FACE-OFFS WON

Jamie Hanford	264
Joe Ghedina	123
Anthony Kelly	72
Matt Zash	29
Greg Peyser	16

SAVES

Matt Vinc	981
Curtis Palidwor	120
Nick Schroeder	48
Erik Miller	45

PENALTY MINUTES

John Orsen	90
Jarett Park	67
Patrick Merrill	61
Greg Peyser	60
Rlch Brzeski	46
Rory Smith	36
Casey Powell	32
Keevin Galbraith	30
Matt Alrich	28
Anthony Kelly	26



PHILADELPHIA WINGS

Wachovia Center • 3601 South Broad Street • Philadelphia, PA 19148

Phone: 215-389-9464 • Fax: 215-952-5304 • www.wingslax.com

CLUB DIRECTORY



Russ Cline

Owner, President and Governor




Chris Fritz

Executive V.P. and Owner



Mike French

Executive V.P., President, Owner and Alternate Governor



General Manager	Lindsay Sanderson
Head Coach	Dave Huntley
Assistant Coach	Chris Sanderson
Head Scout	Matt Sawyer
Director of Marketing and Game Presentation	Mike Soriano
Sales Manager	Corinne Kolesinkas
Account Executive	Michael Ernst, Matthew Spittal

TEAM INFORMATION

Home Arena/Seating Capacity	Wachovia Center/19,517
NLL Team Established.....	1987
Colors.....	Red, Black, White, Grey

2009 SCHEDULE

Jan. 3	at Buffalo	7:30 p.m.
Jan. 10	at Rochester	8:05 p.m.
Jan. 23	BOSTON	8 p.m.
Jan. 24	at Boston	7:30 p.m.
Feb. 6	BUFFALO	8 p.m.
Feb. 8	at New York	7 p.m.
Feb. 13	BOSTON	8 p.m.
Feb. 21	MINNESOTA	7:30 p.m.
Feb. 27	at Edmonton	9:30 p.m.
Feb. 28	at Portland	10:30 p.m.
Mar. 14	MINNESOTA	7:30 p.m.
Mar. 28	COLORADO	7:30 p.m.
Apr. 4	at New York	7:30 p.m.
Apr. 5	NEW YORK	2:30 p.m.
Apr. 11	TORONTO	7:30 p.m.
Apr. 18	at Rochester	7:35 p.m.

All Times ET

2008 RESULTS

Jan. 12	CHICAGO	W, 19-11
Jan. 18	ROCHESTER	W, 15-14
Jan. 26	BUFFALO	W, 15-14 (OT)
Feb. 15	at Colorado	W, 15-13
Feb. 22	MINNESOTA	W, 17-8
Feb. 29	NEW YORK	W, 16-12
Mar. 1	at Buffalo	L, 12-21
Mar. 14	SAN JOSE	W, 16-13
Mar. 22	at New York	L, 13-20
Mar. 29	at Rochester	L, 12-20
Apr. 5	at Chicago	L, 14-15 (OT)
Apr. 6	TORONTO	W, 11-9
Apr. 11	at Portland	W, 13-10
Apr. 12	at Minnesota	L, 14-15 (OT)
Apr. 19	NEW YORK	L, 8-11
Apr. 27	at Toronto	W, 15-14
May 2	at Buffalo *	L, 12-14

* - Playoff game



2008 Regular Season Statistics

#	PLAYERS	POS	GP	G	A	PTS	PIM	PPG	PPA	SHG	SHA	GWG	LB	S	SPCT	SOG	FO
23	Iannucci, Athan	F	16	71	29	100	35	17	10	5	0	5	138	352	.202	253	0-0
66	Bergey, Jake	F	13	29	31	60	8	9	10	2	1	2	89	139	.209	106	0-0
9	Thomson, Merrick	F	15	26	29	55	26	4	16	0	0	0	59	184	.141	127	0-0
4	Snider, Geoff	T	16	13	38	51	103	1	1	1	3	0	244	113	.115	77	318-431
54	Crosbie, Jason	F	16	11	40	51	8	0	17	0	0	0	80	79	.139	47	0-0
14	Rooney, Jamie	F	15	20	23	43	12	8	7	1	0	1	59	92	.217	71	0-0
88	Shannon, AJ	F	9	11	7	18	2	0	4	1	0	1	35	67	.164	46	0-0
	(TOTALS)		16	22	18	40	2	2	7	1	0	1	55	137	.161	94	0-0
7	Sweeney, Kyle	D	16	5	20	25	4	1	0	1	1	1	127	21	.238	15	0-0
1	Christmas, John	T	13	5	20	25	10	0	0	0	1	0	61	35	.143	27	0-0
77	Van Beek, Rob	F	15	8	9	17	46	0	0	0	0	0	96	47	.170	36	0-0
31	Blasdell, Rob	G	13	1	15	16	2	0	0	0	1	0	9	2	.500	2	0-0
25	Heim, Patrick	F	16	5	8	13	4	0	0	0	0	0	46	26	.192	17	7-13
44	Wray, Taylor	D	12	3	8	11	31	1	0	0	0	0	86	18	.167	14	0-0
2	Borell, Jim	F	11	2	9	11	8	0	0	0	0	0	46	12	.167	9	0-0
26	Westervelt, Drew	F	7	5	4	9	4	2	0	0	1	0	21	28	.179	22	0-0
28	Hajek, Thomas	D	14	1	8	9	77	0	0	0	1	0	90	5	.200	3	0-0
34	Nadelen, Shawn	D	12	1	7	8	18	0	0	0	3	0	88	5	.200	3	0-0
	X Marohl, Dan	F	2	1	7	8	0	1	4	0	0	0	10	15	.067	10	0-0
22	Mitchell, David	F	6	5	1	6	0	0	1	0	0	0	26	23	.217	19	0-0
36	Miller, Brandon	G	6	0	3	3	0	0	0	0	1	0	2	0	.000	0	0-0
	(TOTALS)		16	0	4	4	12	0	1	0	1	0	6	0	.000	0	0-0
	X Cromwell, Keith	F	2	0	3	3	0	0	0	0	2	0	6	10	.000	8	0-0
15	Moyer, Brett	F	10	1	1	2	6	0	0	0	0	0	26	3	.333	2	0-0
	X Thenhaus, Brenden	F	3	1	1	2	0	0	0	0	0	0	13	5	.200	4	0-0
24	Jacobs, Peter	D	12	0	2	2	2	0	0	0	0	0	46	1	.000	1	42-68
27	Beisel, Brian	D	5	0	1	1	2	0	0	0	0	0	14	2	.000	2	0-0
30	Preece, Jay	G	1	0	0	0	0	0	0	0	0	0	0	0	.000	0	0-0
	TOTALS:	-	16	225	324	549	440	44	78	11	16	10	1517	1283	.175	920	367-512

#	GOALIES	GP	MIN	W	L	GA	GAA	SV	SV%
	X Roik, Matt	0	0:00	0	0	0	.00	0	.000
36	Miller, Brandon	9	295:28	2	4	60	12.18	223	.788
	(TOTALS)	16	524:17	3	6	125	14.31	380	.752
31	Blasdell, Rob	14	659:16	8	2	153	13.92	434	.739
30	Preece, Jay	9	6:57	0	0	3	25.90	8	.727
	TOTALS:	16	-	10	6	220	13.75	665	.751



All-Time Draft Choices

2008 ENTRY DRAFT

Rd (overall)	Player Chosen	From
1 (9)	Sean Thomson	Bellarmine University
2 (25)	Matt Bockett	Johns Hopkins University
3 (36)	Mike Leveille	Syracuse University
4 (45)	Matt Lalli	Colgate University
4 (47)	Jordan Levine	University at Albany
5 (58)	Jerry Lambe	Georgetown University
5 (60)	Tony McDevitt	Duke University
6 (71)	Steve Grossi	Drexel University

2008 DISPERSAL DRAFT (CHICAGO)

Rd (overall)	Player Chosen
1 (8)	Mat Giles

2008 DISPERSAL DRAFT (ARIZONA)

Rd (overall)	Player Chosen
1 (9)	Rob Blasdell
2 (22)	Luke Pinder

2007 ENTRY DRAFT

Rd (overall)	Player Chosen	From
1 (2)	Merrick Thomson	University of Albany
2 (25)	David Mitchell	Cornell University
3 (37)	Drew Westervelt	UMBC
3 (41)	Jim Borell	University of Maryland
6 (74)	Adam Crystal	Drexel University
6 (77)	Brian Hubschmann	University of Notre Dame

2007 DISPERSAL DRAFT

Rd (overall)	Player Chosen
1 (3)	Rob Blasdell
2 (22)	Jamie Rooney
3 (27)	Brenden Thenhaus

2006 ENTRY DRAFT

Rd (overall)	Player Chosen	From
1 (4)	Geoff Snider	University of Denver
1 (5)	Ian Llord	St. Catharines, ON
1 (8)	Athan Ianucci	Hofstra University
4 (43)	Kyle Dixon	University of Virginia
5 (56)	Pat Walsh	University of Notre Dame
6 (69)	Mike Culver	University of Virginia

2005 ENTRY DRAFT

Rd (overall)	Player Chosen	From
1 (3)	Sean Greenhalgh	Cornell University
1 (4)	Luke Wiles	University of Delaware
1 (9)	Chad Thompson	Orillia, ON
2 (22)	Kyle Harrison	Johns Hopkins University
3 (27)	Benson Erwin	Johns Hopkins University
5 (49)	John Christmas	University of Virginia

2004 ENTRY DRAFT

Rd (overall)	Player Chosen	From
1 (5)	Rob Van Beek	Port Coquitlam, BC
2 (14)	Dan Fink	Whittier College
3 (25)	Scott Paterson	Orangeville, ON
4 (36)	Brian Nee	Syracuse University
4 (42)	Andy Murray	Salisbury University
5 (48)	Kris Davis	Roanoke College
6 (59)	Stephen Berger	Washington College

2004 DISPERSAL DRAFT

Rd (overall)	Player Chosen
1 (7)	Matt Dwane
2 (14)	Ian Hawksbee

2003 ENTRY DRAFT

Rd (overall)	Player Chosen	From
1 (3)	Ryan Ward	Butler University
1 (9)	Tom Hajek	Victoria, BC
3 (30)	Michael Howley	University of Maryland
4 (41)	Kevin Brennan	Duke University
5 (51)	Pat Collins	Georgetown University
6 (61)	Michael Springer	Syracuse University
7 (72)	Michael Pape	Cabrini
10 (83)	Kyle Sweeney	Georgetown University

2003 DISPERSAL DRAFT

Rd (overall)	Player Chosen
1 (4)	Kevin Howard
2 (15)	Jake Lawson
3 (26)	DJ Serr

2002 ENTRY DRAFT

Rd (overall)	Player Chosen	From
3 (35)	Ashton McClean	Toronto, ON
4 (44)	Rob Coscia	C.W. Post
5 (56)	Will Driscoll	Penn State University
6 (68)	Drew Cavadias	C.W. Post
7 (80)	Paul Chamoun	Lemoyne College
8 (92)	Mike Lamonica	University of Maryland



All-Time Draft Choices

2001 EXPANSION DRAFT

Rd (overall)	Player Chosen	From
9 (33)	Dan Martin	Washington

2001 ENTRY DRAFT

Rd (overall)	Player Chosen	From
3 (36)	Mike Hominuck	St. Catherines, ON
4 (52)	Matt Striebel	Princeton University
5 (65)	Chris Campbell	Limestone
6 (78)	Andrew Combs	University of Maryland
7 (91)	Rodger Combs	Georgetown University
8 (104)	Greg Patchuk	Duke University
9 (117)	Matt Bailer	Princeton University

2000 ENTRY DRAFT

Rd (overall)	Player Chosen	From
1 (4)	Jeff Ratcliffe	UMBC
2 (16)	Jay Jalbert	Virginia
3 (24)	Sam Basset	Syracuse University
4 (33)	John Ciliberto	University of Delaware
5 (42)	Jeff Shirk	University of Maryland
7 (60)	Richard Brzeski	Elmira
8 (69)	Scott Ward	Widner
9 (78)	Doug Hill	Peterborough, ON

1999 ENTRY DRAFT

Rd	Player Chosen	From
1	Greg McCavera	Georgetown University
1	Gewas Schindler	Loyola College
2	Matt Cutia	Syracuse University
3	Jim Bruder	University of Delaware
4	Brody Bush	Rutgers University
5	Tucker Radebaugh	University of Virginia
6	Kurt Lunkenheimer	Princeton University

1998 ENTRY DRAFT

Rd	Player Chosen	From
1	Jamie Hanford	Loyola College
2	Nathan Roost	Hobart College
4	Todd Rassas	University of Notre Dame
5	Andy Lopatin	Washington College
6	Marc Schaffer	St. Joseph's University
7	Steve Hettrich	Denison University
7	Todd Evans	University of Maryland
8	Vince Ferraro	Yale University
8	Todd Snellenburg	Drexel University
9	Steve Phipps	Salisbury State

1997 ENTRY DRAFT

Rd	Player Chosen	From
1	Rusty Kruger	Orangeville, ON
2	Verigin Tutty	Vancouver
3	Brad Downey	Coquitlam, BC
4	David Stilley	Duke University
5	Jake Bergey	Salisbury State
6	George Atterbury	Washington College
7	Jude Collins	North Carolina
8	Werner Krueger	Johns Hopkins University
9	Tim Lucky	Mt. Washington

1996 ENTRY DRAFT

Rd	Player Chosen	From
1	Greg Traynor	Virginia
2	Mike Busza	Penn State
3	Ryan Traynor	Randolph-Macon

1995 ENTRY DRAFT

Rd	Player Chosen	From
1	Matt Dwan	Loyola College
1	Peter Jacobs	Johns Hopkins University
2	Scott Conklin	Princeton University
3	Erik Miller	Salisbury State
3	Joe Christie	Drexel

1994 ENTRY DRAFT

Rd	Player Chosen	From
1	Ryan Wade	North Carolina
1	Scott Reinhardt	Princeton University
2	Gabby Roe	Virginia
4	Paul Gilhool	Penn State University
5	Taylor Simmers	Princeton University

1993 ENTRY DRAFT

Rd	Player Chosen	From
1	David Webster	North Carolina
2	Kevin Morrow	Princeton University
3	Kevin Beach	Loyola College

1992 ENTRY DRAFT

Rd	Player Chosen	From
Waived participation in draft with acquisition of Paul and Gary Gait.		



PHILADELPHIA WINGS

All-Time Draft Choices

1991 ENTRY DRAFT

Rd	Player Chosen	From
1	Rob Shek	Towson State
2	John Dick	Pennsylvania
3	Matt Panetta	Johns Hopkins University
4	Bill Miller	Hobart
5	Brian Voelker	Johns Hopkins University

1989 ENTRY DRAFT

Rd	Player Chosen	From
1	Chris Flynn	Pennsylvania
2	Brett Davy	North Carolina
3	Tim Goldstein	Cornell
4	Phill Willard	Maryland
5	John Holghaus	Loyola College

1990 ENTRY DRAFT

Rd	Player Chosen	From
2	Andy DeCicco	Rutgers University
3	Ted Nichols	Loyola College
4	Tony Pavlik	Loyola College
5	Brian Willard	Maryland

1988 ENTRY DRAFT

Rd	Player Chosen	From
1	Andy Wilson	Loyola College
3	Bill Dirrigl	Syracuse University
4	Ricky Fried	UMBC
5	Chris Dent	Penn State

ALL-TIME REGULAR SEASON RECORD VS. OTHER TEAMS

	Home			Away			Overall		
	GP	W	L	GP	W	L	GP	W	L
Buffalo	17	10	7	20	8	12	37	18	19
Calgary	1	1	0	1	1	0	2	2	0
Colorado	2	2	0	4	2	2	6	4	2
(as Wash.)	2	2	0	2	0	2	4	2	2
(as Pittsburgh)	1	0	1	1	0	1	2	0	2
(as Baltimore)	13	10	3	13	10	3	26	20	6
Edmonton	0	0	0	1	0	1	1	0	1
Minnesota	4	2	2	6	2	4	10	4	6
New York	3	2	1	2	1	1	5	3	2
Portland	2	0	2	1	1	0	3	1	2
Rochester	17	10	7	14	4	10	31	14	17
San Jose	3	3	0	2	1	1	5	4	1
(as Albany)	2	2	0	4	2	2	6	4	2
Toronto	12	5	7	11	2	9	23	7	16
(as Ontario)	1	0	1	1	1	0	2	1	1

ALL-TIME PLAYOFF RECORD VS. OTHER TEAMS

	Home			Away			Overall		
	GP	W	L	GP	W	L	GP	W	L
Colorado	0	0	0	0	0	0	0	0	0
(as Wash.)	1	0	1	0	0	0	1	0	1
(as Baltimore)	2	2	0	1	1	0	3	3	0
Buffalo	2	1	1	5	2	3	7	3	4
Rochester	3	2	1	0	0	0	3	2	1
Toronto	0	0	0	3	1	2	3	1	2



Single-Season Records

GOALS

Athan Iannucci	71	2008
Tom Marechek	48	2001
Jeff Ratcliffe	47	2002
Tom Marechek	45	2002
Jake Bergey	43	2001
Gary Gait	43	1996
Tom Marechek	42	2003
Tom Marechek	41	2000
Jeff Ratcliffe	41	2004
Gary Gait	40	1997
Tom Marechek	40	2005

PENALTY MINUTES

Geoff Snider	103	2008
Thomas Hajek	77	2008
Rob Van Beek	72	2006
Tom Hajek	68	2006
Geoff Snider	62	2007
Tom Hajek	55	2004
Tom Hajek	53	2007
Tom Phair	50	2000
Tom Hajek	50	2005
Drew Candy	49	2003

FACE-OFFS WON

Geoff Snider	218	2008
Peter Jacobs	318	2005
Peter Jacobs	280	2006
Peter Jacobs	215	2002
Geoff Snider	201	2007
Peter Jacobs	166	2004
Peter Jacobs	133	1998
Paul Cantabene	133	2003
Jamie Hanford	132	1999
Peter Jacobs	127	2000

ASSISTS

Dan Marohl	57	2005
Tom Marechek	53	2002
Dan Marohl	52	2006
Tom Marechek	45	2003
Dan Marohl	44	2007
Keith Cromwell	43	2005
Jake Bergey	43	2001
Tom Marechek	43	2004
Sean Greenhalgh	42	2007
Sean Greenhalgh	42	2006

SHOTS ON GOAL

Athan Iannucci	253	2008
Tom Marechek	192	2002
Tom Marechek	161	2003
Tom Marechek	157	1999
Tom Marechek	157	2005
Athan Iannucci	146	2007
Tom Marechek	145	2001
Tom Marechek	142	2000
Sean Greenhalgh	139	2007
Dan Marohl	139	2006

SAVES


Dallas Eliuk	608	2003
Matt Roik	521	2006
Dallas Eliuk	504	2001
Dallas Eliuk	474	1999
Dallas Eliuk	449	2005

POINTS

Athan Iannucci	100	2008
Tom Marechek	98	2002
Tom Marechek	87	2003
Jake Bergey	86	2001
Tom Marechek	80	2005
Dan Marohl	80	2005
Tom Marechek	79	2001
Kevin Finneran	79	2002
Dan Marohl	73	2006
Sean Greenhalgh	73	2006

LOOSE BALLS

Geoff Snider	244	2008
Geoff Snider	180	2007
Peter Jacobs	180	2005
Peter Jacobs	147	2006
Athan Iannucci	138	2008
Dallas Eliuk	128	2003
Kyle Sweeney	127	2008
Jeff Spano	124	2003
Athan Iannucci	123	2007
Peter Jacobs	122	2004





Career Records

GAMES PLAYED

Dallas Eliuk	168
Tom Marechek	146
Peter Jacobs	146
Jake Bergey	133
Kevin Finneran	110
Jeff Ratcliffe	107
Keith Cromwell	89
Scott Gabrielson	88
Chris Flynn	78
Thomas Hajek	77
Dan Marohl	72

GOALS

Tom Marechek	399
Jake Bergey	256
Jeff Ratcliffe	228
Kevin Finneran	192
Gary Gait	150
Athan Iannucci	101
Keith Cromwell	94
Dan Marohl	91
John Tucker	78
Paul Deniken	71
Scott Gabrielson	62

ASSISTS

Tom Marechek	374
Jake Bergey	301
Kevin Finneran	283
Dan Marohl	215
Keith Cromwell	181
Jeff Ratcliffe	152
Gary Gait	102
John Tucker	96
Dallas Eliuk	91
Sean Greenhalgh	84
Mark Millon	84

POINTS

Tom Marechek	773
Jake Bergey	557
Kevin Finneran	474
Jeff Ratcliffe	380
Dan Marohl	306
Keith Cromwell	275
Gary Gait	252
John Tucker	174
Paul Deniken	154
Athan Iannucci	154

LOOSE BALLS

Peter Jacobs	996
Dallas Eliuk	955
Tom Marechek	698
Jake Bergey	577
Kevin Finneran	515
Jeff Ratcliffe	473
Tom Hajek	446
Geoff Snider	424
Rob Van Beek	366
Jeff Spano	366

PENALTY MINUTES

Thomas Hajek	303
Tom Marechek	178
Rob Van Beek	169
Geoff Snider	165
Jeff Ratcliffe	134
Jake Bergey	122
Bryan Barret	118
Tom Phair	116
Steve Govett	115
Andrew Guindon	115

FACE-OFFS WON

Peter Jacobs	1774
Geoff Snider	519
Chris Flynn	398
Scott Gabrielsen	337
Bill Dirrigl	325
Jamie Hanford	279
Paul Cantabene	217
Andy Wilson	167

SAVES

Dallas Eliuk	5372
Matt Roik	944
Kevin Bilger	522
Rob Blasdell	434
Andy Piazza	410



PORTLAND LUMBERJAX

Rose Quarter • One Center Court, Suite 150 • Portland, OR 97227
 Phone: 503-736-2130 • Fax: 503-736-2123 • www.portlandjax.com



CLUB DIRECTORY



Angela Batinovich
Managing Partner



Brian Silcott
Executive Vice President



Derek Keenan
GM/Head Coach



Director of Finance/HR	Kathy Jennings
Director of Player Relations	Heather Morgan
Director of Ticket Sales	Donna Smoot
Assistant Coaches	Dallas Eliuk, Kevin Alexander
Group Sales Manager/Team Manager	Jason Schreppel
Media Relations Manager	Steven Masters
Marketing Assistant	Kyle Virding
Team Trainers	Steve Rocereto, Jeff Kraayeveld
Team Massage Therapist	Jennifer Poindexter
Team Dentist	Dr. Mark Eilers
Team Physician	Dr. Edgar Ragsdale

TEAM INFORMATION

Home Arena/Seating Capacity	Rose Garden/18,000
NLL Team Established	2006
Colors	Red, Black, Gold

2009 SCHEDULE

Jan. 3	MINNESOTA	10:30 p.m.
Jan. 9	COLORADO	10:30 p.m.
Jan. 10	at Colorado	9 p.m.
Jan. 16	at Edmonton	9:30 p.m.
Jan. 23	EDMONTON	10:30 p.m.
Jan. 31	at Boston	7:30 p.m.
Feb. 7	SAN JOSE	10:30 p.m.
Feb. 28	PHILADELPHIA	10:30 p.m.
Mar. 21	at Buffalo	7:30 p.m.
Mar. 28	at San Jose	3:30 p.m.
Mar. 29	SAN JOSE	6 p.m.
Apr. 4	COLORADO	10:30 p.m.
Apr. 10	at Calgary	9:30 p.m.
Apr. 11	at Minnesota	8 p.m.
Apr. 17	CALGARY	10:30 p.m.
Apr. 18	at Edmonton	9:30 p.m.

All Times ET

2008 RESULTS

Jan. 12	NEW YORK	L, 11-14
Jan. 24	COLORADO	L, 11-12 (OT)
Jan. 26	at Calgary	L, 6-13
Feb. 2	at Edmonton	W, 11-10
Feb. 7	at Colorado	L, 12-15
Feb. 10	at Minnesota	L, 13-14 (OT)
Feb. 17	EDMONTON	W, 14-8
Feb. 22	CALGARY	W, 13-9
Mar. 1	EDMONTON	L, 7-9
Mar. 8	at Calgary	L, 12-15
Mar. 20	COLORADO	W, 16-15
Apr. 5	SAN JOSE	L, 9-12
Apr. 6	at San Jose	W, 12-10
Apr. 11	PHILADELPHIA	L, 10-13
Apr. 18	at San Jose	W, 12-11 (OT)
Apr. 26	at Buffalo	L, 10-14
May 4	at San Jose *	W, 18-16
May 10	at Calgary *	W, 16-12
May 17	at Buffalo *	L, 13-14

* - Playoff game



PORTLAND LUMBERJAX

2008 Regular Season Statistics

#	PLAYERS	POS	GP	G	A	PTS	PIM	PPG	PPA	SHG	SHA	GWG	LB	S	SPCT	SOG	FO
6	Dawson, Dan	F	16	38	43	81	11	10	12	3	1	1	96	215	.177	172	0-0
22	Powell, Ryan	F	16	21	43	64	2	2	18	1	0	1	75	146	.144	116	0-0
18	Malawsky, Derek	F	16	25	35	60	15	10	15	0	0	1	71	165	.152	128	0-0
17	Merrill, Brodie	T	16	17	21	38	53	0	0	2	2	0	211	88	.193	63	0-1
44	Morgan, Peter	F	14	17	18	35	8	8	4	0	1	2	79	96	.177	79	0-0
15	Martin, Spencer	F	12	5	29	34	6	3	4	0	1	0	28	74	.068	50	0-0
1	Jacobs (akw), Pete	F	11	11	12	23	0	4	4	0	0	1	40	62	.177	43	0-0
91	Conway, Cory	F	11	11	10	21	0	3	3	0	0	0	28	51	.216	36	0-0
8	Stewart, Scott	F	15	7	14	21	6	0	5	0	0	0	89	53	.132	35	0-0
33	Morgan, Richard	D	16	10	5	15	24	1	0	0	0	0	78	49	.204	42	0-0
7	Codron, Tyler	T	16	3	8	11	33	0	0	0	0	0	68	14	.214	11	0-0
12	Jones, Pat	D	16	1	8	9	4	0	0	0	1	0	74	1	1.000	1	223-435
11	Holman, Matt	F	10	5	3	8	12	1	2	0	0	0	16	42	.119	27	0-0
10	Stapleford, Scott	T	11	3	4	7	4	0	0	0	0	0	32	45	.067	29	0-0
	X Crashley, Ian	D	10	1	3	4	14	0	0	0	0	0	47	6	.167	4	0-0
39	Disher, Matt	G	4	0	1	1	0	0	0	0	0	0	7	0	.000	0	0-0
	(TOTALS)		13	0	4	4	0	0	0	0	0	0	14	0	.000	0	0-0
2	Guze, Ray	D	11	2	1	3	34	0	0	0	0	0	22	4	.500	4	0-0
35	Eliuk, Dallas	G	8	0	3	3	4	0	0	0	0	0	2	0	.000	0	0-0
20	Bysouth, Adam	T	2	1	1	2	2	0	0	0	0	0	7	1	1.000	1	0-0
55	Kilby, Mike	D	16	0	2	2	14	0	0	0	0	0	27	2	.000	2	0-0
28	MacDonald, Brad	D	12	1	0	1	24	0	0	0	0	0	17	6	.167	5	0-0
	X King, Matt	G	11	0	1	1	5	0	0	0	0	0	16	0	.000	0	0-0
13	Morgan, David	D	4	0	1	1	2	0	0	0	0	0	3	3	.000	2	0-0
49	Alexander, Bruce	D	4	0	1	1	4	0	0	0	0	0	2	1	.000	1	0-0
41	Weber, Joel	G	1	0	0	0	0	0	0	0	0	0	0	0	.000	0	0-0
	X Lowe, Derek	F	1	0	0	0	0	0	0	0	0	0	6	4	.000	2	0-0
	TOTALS:	-	16	179	267	446	297	42	67	6	6	6	1141	1128	.159	853	223-436

#	GOALIES	GP	MIN	W	L	GA	GAA	SV	SV%
39	Disher, Matt	4	243:50	2	2	44	10.83	163	.787
	(TOTALS)	13	460:05	2	5	86	11.22	289	.771
	X King, Matt	11	464:56	4	5	93	12.00	239	.720
35	Eliuk, Dallas	16	255:36	0	3	53	12.44	155	.745
41	Weber, Joel	1	3:25	0	0	1	17.56	0	.000
	TOTALS:	16	-	6	10	194	12.13	557	.742



All-Time Draft Choices

2008 ENTRY DRAFT

Rd (overall)	Player Chosen	From
1 (12)	Tim Campeau	Notre Dame de Namur
3 (34)	Matthew Yager	Victoria, BC
4 (48)	Dayne Michaud	Seton Hall University
5 (61)	Matt Flindell	Victoria, BC
6 (74)	Sean Robinson	New Westminster, BC

2008 DISPERSAL DRAFT (CHICAGO)

Rd (overall)	Player Chosen
1 (11)	Kevin Leveille

2008 DISPERSAL DRAFT (ARIZONA)

Rd (overall)	Player Chosen
1 (12)	Derek Malawsky
2 (25)	Kyle McEwen

2007 ENTRY DRAFT

Rd (overall)	Player Chosen	From
1 (6)	Tyler Codron	Port Coquitlam, BC
2 (16)	Cory Conway	Stony Brook University
2 (24)	Peter Jacobs	Akwesasne, ON
4 (44)	Joel Weber	Whitby, ON
5 (58)	Jason Mainer	Orillia, ON
6 (72)	Brodie Barfoot	Orillia, ON

2007 DISPERSAL DRAFT

Rd (overall)	Player Chosen
1 (1)	Dan Dawson
2 (24)	Derek Malawsky
3 (25)	Brad MacDonald

2006 ENTRY DRAFT

Rd (overall)	Player Chosen	From
2 (20)	Matt Holman	University of Hartford
2 (21)	Ian Crashley	Whitby, ON
3 (29)	Greg Peyser	Johns Hopkins University
3 (36)	D.J. Driscoll	University of Notre Dame
4 (49)	Jake Deane	University of Massachusetts
5 (62)	Matt Savoie	Whitby, ON

2005 EXPANSION DRAFT

Selection	Player Chosen	From
1	Mike Hominuck	Buffalo
3	Brock Boyle	Minnesota
5	Luke Forget	Toronto
7	Ryan Sharp	Calgary
9	Mat Giles	Rochester
11	Brock Robertson	Arizona

13	Tom Montour	Buffalo
15	Nick Schroeder	Philadelphia
17	Del Halladay	Colorado

2005 ENTRY DRAFT

Rd (overall)	Player Chosen	From
1 (1)	Brodie Merrill	Georgetown University
3 (29)	Aaron Bold	Victoria, BC
5 (45)	Jed Prossner	University of North Carolina
6 (56)	Shane Chalker	Victoria, BC
6 (64)	Daniel Ernst	University of Oregon

2005 DISPERSAL DRAFT

Rd (overall)	Player Chosen
1 (2)	Casey Powell
1 (11)	Scott Stewart
2 (13)	Adam Bysouth

ALL-TIME REGULAR SEASON RECORD VS. OTHER TEAMS

	Home			Away			Overall		
	GP	W	L	GP	W	L	GP	W	L
Buffalo	1	1	0	2	0	2	3	1	2
Calgary	3	2	1	3	0	3	6	2	4
Colorado	4	2	2	4	1	3	8	3	5
Edmonton	5	4	1	3	2	1	8	6	2
Minnesota	2	0	2	2	1	1	4	1	3
New York	1	0	1	0	0	0	1	0	1
Philadelphia	1	0	1	2	2	0	3	2	1
Rochester	1	0	1	1	0	1	2	0	2
San Jose	4	1	3	5	4	1	9	5	4
Toronto	0	0	0	0	0	0	0	0	0

ALL-TIME PLAYOFF RECORD VS. OTHER TEAMS

	Home			Away			Overall		
	GP	W	L	GP	W	L	GP	W	L
Buffalo	0	0	0	1	0	1	1	0	1
Calgary	0	0	0	1	1	0	1	1	0
San Jose	0	0	0	1	1	0	1	1	0



PORTLAND LUMBERJAX

Single-Season Records

GOALS

Dan Dawson	38	2008
Mike Hominuck	28	2006
Derek Malawsky	25	2008
Peter Morgan	25	2006
Ryan Powell	23	2007
Ryan Powell	21	2008
Del Halladay	18	2006
Peter Morgan	17	2008
Peter Morgan	17	2007
Brodie Merrill	17	2008
Brodie Merrill	17	2006

ASSISTS

Dan Dawson	43	2008
Ryan Powell	43	2008
Derek Malawsky	35	2008
Bruce Alexander	33	2006
Brodie Merrill	32	2006
Ryan Powell	31	2007
Spencer Martin	29	2008
Peter Morgan	29	2006
Ryan Powell	26	2006
Peter Morgan	25	2007
Mike Hominuck	25	2006

POINTS

Dan Dawson	81	2008
Ryan Powell	64	2008
Derek Malawsky	60	2008
Ryan Powell	54	2007
Peter Morgan	54	2006
Mike Hominuck	53	2006
Brodie Merrill	49	2006
Bruce Alexander	45	2006
Peter Morgan	42	2007
Brodie Merrill	38	2008
Del Halladay	38	2006
Ryan Powell	38	2006

LOOSE BALLS

Brodie Merrill	214	2006
Brodie Merrill	211	2008
Brodie Merrill	196	2007
Ryan Sharp	137	2006
Dan Dawson	96	2008
Scott Stewart	89	2008
Pat Jones	84	2007
Luke Forget	81	2006
Peter Morgan	79	2008
Richard Morgan	78	2008

PENALTY MINUTES

Brodie Merrill	53	2008
Ryder Bateman	50	2007
Brodie Merrill	49	2007
Ray Guze	47	2007
Ray Guze	44	2006
Ryan Sharp	42	2006
Richard Morgan	38	2006
Ray Guze	34	2008
Tyler Codron	33	2008
Brodie Merrill	33	2006

SHOTS ON GOAL

Dan Dawson	172	2008
Derek Malawsky	128	2008
Ryan Powell	116	2008
Peter Morgan	109	2006
Ryan Powell	105	2007
Peter Morgan	105	2007
Del Halladay	104	2006
Mike Hominuck	84	2006
Peter Morgan	79	2008
Ryan Powell	71	2006

FACE-OFFS WON

Pat Jones	223	2008
Pat Jones	183	2007
Pat Jones	128	2006
Ryder Bateman	37	2006
Darren Reisig	9	2007
Brodie Merrill	8	2006

SAVES

Dallas Eliuk	452	2007
Dallas Eliuk	377	2006
Matt King	239	2008
Matt King	183	2006
Matt Disher	163	2008

SAVE PERCENTAGE

Dwight Maetche	.818	2007
Aaron Bold	.789	2006
Matt Disher	.787	2008
Matt King	.769	2006
Dallas Eliuk	.768	2006



R. POWELL



Career Records

GAMES PLAYED

Brodie Merrill	47
Richard Morgan	47
Dallas Eliuk	45
Peter Morgan	45
Pat Jones	43
Ryan Powell	43
Ray Guze	38
Bruce Alexander	35
Matt King	33
Del Halladay	29

GOALS

Peter Morgan	59
Ryan Powell	56
Brodie Merrill	38
Dan Dawson	38
Mike Hominuck	34
Richard Morgan	30
Del Halladay	26
Derek Malawsky	25
Matt Holman	19
Bruce Alexander	18
Ryder Bateman	18
Scott Stapleford	18

ASSISTS

Ryan Powell	100
Brodie Merrill	72
Peter Morgan	72
Bruce Alexander	50
Mike Hominuck	43
Dan Dawson	43
Del Halladay	35
Derek Malawsky	35
Spencer Martin	29
Richard Morgan	26

POINTS

Ryan Powell	156
Peter Morgan	131
Brodie Merrill	110
Dan Dawso	81
Mike Hominuck	77
Bruce Alexander	68
Del Halladay	61
Derek Malawsky	60
Richard Morgan	56
Ryder Bateman	42



LOOSE BALLS

Brodie Merrill	621
Richard Morgan	222
Pat Jones	202
Ryan Powell	186
Peter Morgan	180
Ryan Sharp	177
Ray Guze	121
Del Halladay	110
Mike Hominuck	107
Scott Stewart	102

PENALTY MINUTES

Brodie Merrill	135
Ray Guze	125
Richard Morgan	78
Ryder Bateman	69
Ryan Sharp	52
Bruce Alexander	37
Ian Crasheley	35
Tyler Codron	33
Adam Bysouth	25
Kelly Hall	25

FACE-OFFS WON

Pat Jones	534
Ryder Bateman	37
Darren Reisig	9
Brodie Merrill	8
Thomas Montour	2

SAVES

Dallas Eliuk	984
Matt King	536
Matt Disher	163
Dwight Maetche	36
Aaron Bold	30



ROCHESTER KNIGHTHAWKS

Blue Cross Arena at the War Memorial • One War Memorial Square • Rochester, NY 14614
Phone: 585-454-5335 • Fax: 585-454-3954 • www.knighthawks.net

CLUB DIRECTORY



Curt Styres
Owner and CEO



Steve Donner
Owner



Lewis Staats
President



Senior Vice President of Operations.....	Jolain Foster
Governor.....	Jody Gage
Vice President of Corporate Partnerships.....	Chris Palin
Vice President of Game Production.....	John Catalano
Vice President of Ticketing.....	Adam Winslow
Vice President of Communications.....	Craig Rybczynski
General Manager and Director of Team Operations.....	Regy Thorpe
Assistant General Manager.....	Tim Soudan
Head Coach.....	Paul Suggate
Assistant Coaches.....	Freeman Bucktooth, Mike Hasen, Jason Johnson, Steve Voituk, Ron Chatelaine, Ben Miller
Head Scout.....	Brian Hobart

TEAM INFORMATION

Home Arena/Seating Capacity.....	Blue Cross Arena/11,200
NLL Team Established.....	1994
Colors.....	Black, White, Teal, Purple

2009 SCHEDULE

Jan. 10	PHILADELPHIA	8:05 p.m.
Jan. 16	at Buffalo	7:30 p.m.
Jan. 18	at San Jose	8:30 p.m.
Jan. 24	NEW YORK	7:35 p.m.
Jan. 31	TORONTO	7:35 p.m.
Feb. 15	at New York	8 p.m.
Feb. 21	NEW YORK	7:35 p.m.
Feb. 28	TORONTO	7:35 p.m.
Mar. 14	BUFFALO	7:35 p.m.
Mar. 21	at Toronto	7 p.m.
Mar. 28	BOSTON	7:35 p.m.
Apr. 3	at Colorado	9 p.m.
Apr. 4	at Calgary	9 p.m.
Apr. 10	at Buffalo	7:30 p.m.
Apr. 11	at Boston	7:30 p.m.
Apr. 18	PHILADELPHIA	7:35 p.m.

2008 RESULTS

Jan. 11	at Buffalo	W, 12-9
Jan. 12	BUFFALO	L, 9-14
Jan. 18	at Philadelphia	L, 14-15
Jan. 26	MINNESOTA	L, 17-18 (OT)
Feb. 9	TORONTO	W, 11-4
Feb. 16	CALGARY	W, 15-12
Feb. 23	NEW YORK	L, 11-14
Mar. 1	at Chicago	W, 18-8
Mar. 15	at Edmonton	L, 9-10 (OT)
Mar. 22	CHICAGO	L, 11-12
Mar. 29	PHILADELPHIA	W, 20-12
Apr. 3	at Colorado	L, 8-11
Apr. 5	at Toronto	W, 9-6
Apr. 12	BUFFALO	W, 11-6
Apr. 19	at Minnesota	W, 11-8
Apr. 26	at New York	L, 11-12

All Times ET



2008 Regular Season Statistics

#	PLAYERS	POS	GP	G	A	PTS	PIM	PPG	PPA	SHG	SHA	GWG	LB	S	SPCT	SOG	FO
24	Grant, John	F	16	47	45	92	16	9	19	5	1	0	116	301	.156	206	0-0
51	Williams, Shawn	F	16	25	55	80	2	11	15	1	4	0	64	151	.166	102	0-0
19	Evans (sc), Scott	F	16	44	34	78	28	15	10	3	2	3	88	266	.165	194	0-0
15	Evans (sh), Shawn	F	15	25	38	63	63	2	14	0	2	3	61	158	.158	105	0-0
32	Millin, Ken	F	15	8	25	33	8	2	10	0	0	1	49	64	.125	49	0-0
17	Toll, Steve	T	16	7	25	32	8	0	4	3	5	0	166	38	.184	30	0-0
23	Hoar, Stephen	T	16	5	17	22	36	1	0	1	1	0	76	47	.106	32	204-394
5	Chapman, Sandy	D	16	1	15	16	12	0	0	0	4	0	77	5	.200	5	12-33
21	Lyons, Matt	F	12	9	6	15	9	2	1	3	0	1	26	47	.191	34	0-0
2	Schiller, Chris	T	16	4	11	15	19	0	0	2	0	0	87	15	.267	13	0-0
20	Greer, Bill	D	14	9	5	14	4	2	0	1	2	0	69	22	.409	18	0-0
14	McLeod, Mat	F	11	7	7	14	11	0	0	0	0	0	32	33	.212	26	0-0
39	OToole, Pat	G	16	0	10	10	0	0	0	0	3	0	11	3	.000	2	0-0
25	Ditzell, Scott	D	14	2	6	8	58	0	0	0	0	0	92	6	.333	5	0-0
43	Abrams, Marshall	D	16	0	5	5	21	0	0	0	0	0	66	0	.000	0	0-0
	X Forget, Luke	D	6	1	3	4	4	0	0	0	0	0	33	2	.500	2	0-0
11	Thorpe, Regy	D	12	0	4	4	27	0	0	0	0	0	39	0	.000	0	0-6
18	Reid, Jack	D	10	0	4	4	19	0	1	0	0	0	35	4	.000	3	0-0
42	Cougevan, Pat	D	14	1	1	2	4	0	0	0	0	0	11	2	.500	2	0-0
26	Brown, David	D	3	1	0	1	2	0	0	0	0	0	5	1	1.000	1	0-0
16	Potter, Andrew	F	2	1	0	1	0	0	0	0	0	0	9	2	.500	2	0-0
90	Wetherup, Phil	G	3	0	1	1	0	0	0	0	1	0	2	0	.000	0	0-0
52	Crawley, Grant	G	1	0	0	0	0	0	0	0	0	0	0	0	.000	0	0-0
	TOTALS:	-	16	197	317	514	375	44	74	19	25	8	1214	1167	.169	831	216-433

#	GOALIES	GP	MIN	W	L	GA	GAA	SV	SV%
52	Crawley, Grant	1	4:30	0	0	0	.00	2	1.000
39	OToole, Pat	16	889:25	8	6	156	10.52	540	.776
90	Wetherup, Phil	15	71:39	0	2	13	10.89	41	.759
	TOTALS:	16	-	8	8	171	10.69	583	.773



All-Time Draft Choices

2008 ENTRY DRAFT

Rd (overall)	Player Chosen	From
2 (18)	Joel McCready	Cornell University
3 (29)	Kyle Guadagnolo	Syracuse University
3 (30)	Brendan Loftus	Syracuse University
4 (41)	Jesse Guerin	Peterborough, ON
5 (54)	Logan Kane	Onondaga Community College
6 (67)	Mitch Nanticoke	Six Nations, ON

2008 DISPERSAL DRAFT (CHICAGO)

Rd (overall)	Player Chosen
1 (4)	Mike Kirk
2 (16)	Bobby McBride
3 (24)	Craig Robertson
4 (25)	Pat Saunders
5 (26)	Brock Boyle

2008 DISPERSAL DRAFT (ARIZONA)

Rd (overall)	Player Chosen
1 (5)	Lindsay Plunkett
2 (18)	Matt Brown

2007 ENTRY DRAFT

Rd (overall)	Player Chosen	From
1 (8)	Mat MacLeod	Orangeville, ON
1 (14)	Andrew Potter	St. Catharines, ON
5 (70)	Lucas Miller	Six Nations, ON
6 (83)	Chad Amidon	Nazareth College
6 (84)	Cody Richardson	Orangeville, ON

2007 DISPERSAL DRAFT

Rd (overall)	Player Chosen
1 (12)	Jack Reid
2 (13)	Matt Lyons
3 (36)	Alex Smith

2006 ENTRY DRAFT

Rd (overall)	Player Chosen	From
1 (10)	Jack Reid	University of Massachusetts
2 (22)	Ashton McLean	Elmira College
3 (38)	Matt Currie	Peterborough, ON
4 (48)	Greg Gurenlian	Penn State University
5 (61)	Cory Vitarelli	Peterborough, ON
6 (74)	Kyle Hagel	Oakville, ON
6 (75)	Dave Thering	Rochester Inst. of Tech.

2005 ENTRY DRAFT

Rd (overall)	Player Chosen	From
1 (2)	Shawn Evans	Bellarmine University
2 (12)	Scott Ditzell	Syracuse University
3 (26)	Jonathan Durno	Brooklin, ON
4 (41)	Ryan Dryburgh	Kitchener, ON
5 (52)	Greg McIntyre	Peterborough, ON

2005 DISPERSAL DRAFT

Rd (overall)	Player Chosen
1 (8)	Cam Bergman

2004 ENTRY DRAFT

Rd (overall)	Player Chosen	From
1 (8)	Mike Morrison	Brooklin, ON
3 (26)	Sean Lindsay	Syracuse University
4 (32)	Danny Walters	Brampton, ON
4 (37)	Matt Moulson	Mississauga, ON
5 (49)	T.J. Rogers	Nazareth College
6 (60)	Justin Wahl	Nazareth College

2004 DISPERSAL DRAFT

Rd (overall)	Player Chosen
1 (5)	Chris McKay
2 (15)	Peter Morgan

2003 ENTRY DRAFT

Rd (overall)	Player Chosen	From
1 (5)	Scott Evans	Peterborough, ON
2 (16)	Buck Stobart	Victoria, BC
3 (26)	Tim Booth	Hobart College
3 (32)	Kevin Cassese	Duke University
4 (37)	Solomon Bliss	Syracuse University
5 (47)	Jon Sullivan	St. Catharines, ON
6 (57)	Chris Rotelli	University of Virginia
7 (67)	Kevin Eansor	University of Rhode Island
8 (78)	Mike Mollot	University of Maryland

2003 DISPERSAL DRAFT

Rd (overall)	Player Chosen
1 (10)	Mat Giles
2 (21)	Shawn Zettel



All-Time Draft Choices



O'TOOLE

2002 ENTRY DRAFT

Rd (overall)	Player Chosen	From
1 (11)	Peter Benedict	Onondaga
2 (18)	Ryan Avery	Burlington, ON
2 (22)	Steve Jennings	Orangeville, ON
2 (23)	Steve Hoar	Whitby, ON
3 (32)	John Glatzel	Syracuse University
4 (47)	Corey Graziano	Toronto, ON
5 (59)	Chad DeBolt	University of Notre Dame
6 (71)	Marvin Barr	Clarington, ON
7 (83)	Nick Reed	Toronto, ON
8 (95)	Brandon Cullen	St. Catharines, ON
9 (107)	Asher Flaum	Syracuse University

2001 ENTRY DRAFT

Rd (overall)	Player Chosen	From
1 (11)	Ted Jenner	Mercyhurst College
2 (23)	Sean Wilkins	Rochester Inst. of Tech.
3 (37)	Eric Wedin	Johns Hopkins University
4 (50)	Paul Sallie	Whitby, ON
5 (63)	Eric Goodberlet	Nazareth College
7 (89)	Joel Cocarell	Peterborough, ON
8 (102)	Justin Kohlbrenner	LeMoyné College
9 (115)	Dan Stessen	Syracuse University

2000 ENTRY DRAFT

Rd (overall)	Player Chosen	From
1 (8)	Lindsay Plunkett	Burnaby, BC
2 (11)	Josh Sims	Princeton University
2 (17)	Sean Steinwald	Cornell University
3 (23)	Marc Landriault	Burlington, ON
3 (26)	Scott Urick	Georgetown University
4 (34)	Jeff Franey	Elmira College
4 (35)	Kevin Howard	Orangeville, ON
5 (44)	Craig Whipple	Rochester Inst. of Tech.
6 (53)	Chris Corcoran	Nazareth College
7 (62)	Patrick Sullivan	Elmira College
8 (71)	Ron Cogan	Six Nations, ON
9 (80)	Rick Boza	Canisius College

1999 ENTRY DRAFT

Rd	Player Chosen	From
1	John Grant, Jr.	University of Delaware
1	Ben Hunt	Rochester Inst. of Tech.
4	Billy Serino	Nazareth College
6	Travis Johnson	Rochester Inst. of Tech.
7	Joe Tuschong	Rochester Inst. of Tech.
8	Chris Nadelén	Nazareth College
9	Marc Heagney	Rochester Inst. of Tech.



All-Time Draft Choices

1998 ENTRY DRAFT

Rd	Player Chosen	From
1	Casey Powell	Syracuse University
1	Brad MacArthur	Brooklin, ON
2	Andrew Turner	St. Catharines, ON
3	Anthony Cosmo	Burnaby, BC
3	Brandon Piccarreto	Nazareth College
4	Mike Ferruci	Harvard University
5	Peter Morgan	Port Coquitlam, BC
5	Kevin Stewardson	Maple Ridge, BC
6	Tom Hajek*	St. Catharines, ON
7	Ira Vanterpool	Syracuse University
8	David Robinson	Orangeville, ON
9	Gary Rosyski	Brooklin, ON

1997 ENTRY DRAFT

Rd	Player Chosen	From
2	Josh Sanderson	Orangeville, ON
3	Kevin Dance	Brampton, ON
4	Bob Fisher St.	Catharines, ON
5	Pat Cougevan	Syracuse University
6	Dan Garrett	Nazareth College
7	Phillip Sanderson	Orangeville, ON
8	Rory Thorpe	Syracuse University
9	Matt Kerwick	Hobart College

1996 ENTRY DRAFT

Rd	Player Chosen	From
1	Cory Bomberry	Six Nations, ON
2	Colin Doyle	Kitchener, ON
3	Neal Powless	Nazareth College
4	Terry Goetz	Nazareth College
5	Ben Wineburg	Nazareth College

1995 ENTRY DRAFT

Rd	Player Chosen	From
1	Derek Collins	Scarborough, ON
2	Roy Colsey	Syracuse University
3	John Brady	Rochester Inst. of Tech.
4	Mark Fietta	Syracuse University
5	Matt Hunt	Rochester Inst. of Tech.

1994 ENTRY DRAFT

Rd	Player Chosen	From
1	Cam Bomberry	Nazareth College
2	Dallas Squire	McMaster
3	Matt Riter	Syracuse University
4	Jeremy Hollenbeck	Nazareth College
5	Dom Fin	Syracuse University

ALL-TIME REGULAR SEASON RECORD VS. OTHER TEAMS

	Home			Away			Overall		
	GP	W	L	GP	W	L	GP	W	L
Buffalo	18	13	5	15	8	7	33	20	13
Calgary	2	2	0	0	0	0	2	2	0
Colorado	2	1	1	4	1	3	6	2	4
(as Wash.)	1	1	0	2	0	2	3	1	2
(as Pittsburgh)	1	1	0	1	1	0	2	2	0
(as Baltimore)	5	3	2	4	2	2	9	5	4
Edmonton	0	0	0	1	0	1	1	0	1
Minnesota	5	3	2	5	3	2	10	6	4
NY Titans	2	1	1	2	1	1	4	2	2
Philadelphia	14	10	4	17	7	10	31	17	14
Portland	1	1	0	1	1	0	2	2	0
San Jose	2	1	1	2	2	0	4	3	1
(as Albany)	4	3	1	3	3	0	7	6	1
Toronto	13	13	0	13	5	8	26	18	8

ALL-TIME PLAYOFF RECORD VS. OTHER TEAMS

	Home			Away			Overall		
	GP	W	L	GP	W	L	GP	W	L
Buffalo	3	2	1	5	3	2	8	5	3
(as Baltimore)	0	0	0	2	1	1	2	1	1
Philadelphia	0	0	0	3	1	2	3	1	2
(as Albany)	0	0	0	1	0	1	1	0	1
Toronto	3	2	1	3	0	3	6	2	4



Single-Season Records

GOALS

John Grant	54	2006
John Grant	52	2002
John Grant	51	2007
John Grant	49	2005
John Grant	47	2008
John Grant	46	2003
Scott Evans	45	2007
Shawn Williams	45	2004
Scott Evans	44	2008
John Grant	42	2001

POINTS

John Grant	111	2007
John Grant	105	2005
John Grant	105	2002
John Grant	99	2003
John Grant	97	2006
John Grant	92	2008
Shawn Williams	91	2007
John Grant	90	2001
Scott Evans	87	2007
Shawn Williams	83	2005

PENALTY MINUTES

Scott Ditzell	68	2007
Shawn Evans	63	2008
Casey Zaph	59	2003
Shawn Evans	59	2006
Scott Ditzell	58	2008
Casey Zaph	58	2005
Scott Evans	55	2006
Casey Zaph	53	2002
Pat McCready	52	2001
Andrew Turner	51	2002

ASSISTS

John Grant	60	2007
John Grant	56	2005
Shawn Williams	55	2008
Shawn Williams	55	2007
Derek Malawsky	54	2004
John Grant	53	2003
John Grant	52	2002
Mike Accursi	51	2007
Shawn Williams	50	2005
Shawn Williams	49	2006

LOOSE BALLS

Steve Toll	177	2007
Steve Toll	166	2008
Pat O'Toole	151	2003
Derek Malawsky	125	2004
John Grant	124	2001
D'Arcy Sweet	122	2002
Shawn Evans	121	2007
Steve Toll	119	2006
John Grant	116	2008
Pat O'Toole	116	2002

FACE-OFFS WON

Stephen Hoar	240	2007
Stephen Hoar	221	2006
Stephen Hoar	204	2008
Brad MacArthur	148	2001
Cory Bomberry	119	2003
Stephen Hoar	116	2005
Stephen Hoar	110	2004

SAVES

Pat O'Toole	598	2006
Pat O'Toole	579	2005
Pat O'Toole	570	2002
Pat O'Toole	566	2007
Pat O'Toole	540	2008
Pat O'Toole	515	2003
Pat O'Toole	515	2004
Pat O'Toole	418	2000
Steve Dietrich	396	1997
Pat O'Toole	384	2001

GAIT



SAVE PERCENTAGE

Pat O'Toole	.798	2001
Phil Wetherup	.791	2007
Pat O'Toole	.783	2003
Steve Dietrich	.782	1995
Pat O'Toole	.780	2006
Steve Dietrich	.779	1998
Pat O'Toole	.776	2008
Pat Campbell	.775	2002
Pat O'Toole	.774	2007



Career Records

GAMES PLAYED

Regy Thorpe	181
Pat O'Toole	144
John Grant	125
Tim Soudan	125
Mike Hasen	114
Shawn Williams	112
Jeremy Hollenbeck	111
Pat Cougevan	96
Duane Jacobs	93
Chris Schiller	85

GOALS

John Grant	394
Shawn Williams	237
Duane Jacobs	169
Scott Evans	156
Tim Soudan	155
Curt Malawsky	134
Cory Bomberry	115
Paul Gait	87
Shawn Evans	78
Mike Accursi	76

ASSISTS

John Grant	417
Shawn Williams	325
Cory Bomberry	208
Duane Jacobs	185
Scott Evans	166
Tim Soudan	161
Curt Malawsky	149
Derek Malawsky	148
Mike Accursi	135

POINTS

John Grant	811
Shawn Williams	562
Duane Jacobs	354
Cory Bomberry	323
Scott Evans	322
Tim Soudan	316
Curt Malawsky	283
Derek Malawsky	223
Mike Accursi	211
Chris Driscoll	180



WILLIAMS

LOOSE BALLS

Regy Thorpe	914
John Grant	817
Tim Soudan	665
Pat O'Toole	652
Mike Hasen	575
Shawn Williams	517
Steve Toll	495
Jeremy Hollenbeck	483
Chris Schiller	450
Cory Bomberry	436

PENALTY MINUTES

Regy Thorpe	363
Casey Zaph	291
John Grant	228
Scott Evans	200
Mike Hasen	193
Andrew Turner	171
Scott Ditzell	160
Shawn Evans	158
Stephen Hoar	132
Marshall Abrams	125

FACE-OFFS WON

Stephen Hoar	891
Cory Bomberry	515
Regy Thorpe	319
Tim Soudan	316
Brad MacArthur	154

SAVES

Pat O'Toole	4908
Steve Dietrich	1749
Derek General	339
Patrick Campbell	202
Phil Wetherup	94

SAN JOSE STEALTH



4683 Chabot Drive, Suite 380 • Pleasanton, CA 94588
 Phone: 925-460-8290 • Fax: 925-460-8299 • www.sjstealth.com

CLUB DIRECTORY



Johnny Mouradian
 President and
 General Manager



Doug Locker
 Vice President and
 Asst. General Manager



Denise Watkins
 Owner



DOYLE

Owner Bill Watkins
 Head Coach Jeff Dowling
 Assistant Coaches Chris Hall, Joe Romano, Art Webster
 Advance Game Scouts Earl Caron, JJ Bilstein, Keith McLeod, Trevor McConery
 Team Doctors Dr. David Bell, Dr. Charlie Preston, Dr. Donald Goudy, Dr. John Chiu
 Athletic Trainers Dr. Edward Lecara, Dr. Tony Kearns
 Equipment Manager Brad Hock
 Director of Communications Michael Kennett

TEAM INFORMATION

Home Arena/Seating Capacity HP Pavilion/17,496
 NLL Team Established 1999 (Relocated to San Jose in 2003)
 Colors Silver, Black, Red, White

2009 SCHEDULE

Jan. 9	CALGARY	10:30 p.m.
Jan. 10	at Minnesota	8 p.m.
Jan. 18	ROCHESTER	8:30 p.m.
Jan. 24	at Calgary	9:30 p.m.
Jan. 31	EDMONTON	3:30 p.m.
Feb. 7	at Portland	10:30 p.m.
Feb. 21	COLORADO	10:30 p.m.
Feb. 28	at Boston	7:30 p.m.
Mar. 1	at New York	7:30 p.m.
Mar. 14	COLORADO	3:30 p.m.
Mar. 21	MINNESOTA	10:30 p.m.
Mar. 28	PORTLAND	3:30 p.m.
Mar. 29	at Portland	6 p.m.
Apr. 10	EDMONTON	10:30 p.m.
Apr. 11	at Colorado	9 p.m.
Apr. 18	at Toronto	7 p.m.

All Times ET

2008 RESULTS

Jan. 12	at Calgary	W, 13-12 (OT)
Jan. 25	CALGARY	L, 13-16
Jan. 26	at Colorado	L, 6-11
Jan. 31	at New York	W, 12-7
Feb. 2	MINNESOTA	L, 12-14
Feb. 9	CHICAGO	W, 17-11
Feb. 23	at Edmonton	W, 11-8
Mar. 8	at Colorado	W, 12-8
Mar. 14	at Philadelphia	L, 13-16
Mar. 22	CALGARY	W, 13-12
Mar. 29	at Edmonton	L, 5-12
Apr. 5	at Portland	W, 12-9
Apr. 6	PORTLAND	L, 10-12
Apr. 13	EDMONTON	W, 14-6
Apr. 18	PORTLAND	L, 11-12 (OT)
Apr. 26	COLORADO	W, 11-6
May 4	PORTLAND *	L, 16-18

* - Playoff game



SAN JOSE STEALTH

2008 Regular Season Statistics

#	PLAYERS	POS	GP	G	A	PTS	PIM	PPG	PPA	SHG	SHA	GWG	LB	S	SPCT	SOG	FO
9	Zywicki, Jeff	F	16	48	42	90	4	9	14	7	0	2	105	199	.241	146	0-0
7	Doyle, Colin	F	16	27	61	88	12	7	25	1	3	1	45	163	.166	109	0-0
	X Wiles, Luke	F	11	20	34	54	6	3	10	1	3	2	46	130	.154	97	0-0
29	Sedgwick, Cam	F	15	13	39	52	6	4	11	0	0	0	60	81	.160	68	0-0
23	Rosyski, Gary	F	12	18	22	40	13	8	5	0	2	0	44	124	.145	86	0-0
5	Resetarits, Frank	F	13	17	17	34	7	1	2	0	1	4	27	76	.224	51	0-0
13	Veltman, Peter	F	9	7	13	20	7	4	3	0	0	0	19	39	.179	32	4-9
25	Martin, Eric	D	16	9	10	19	71	0	0	3	3	0	151	35	.257	28	0-0
8	Johnson, Tom	F	8	8	7	15	0	1	0	0	0	0	18	32	.250	27	0-0
6	Hodgson, Curtis	D	16	4	10	14	18	0	1	2	3	0	95	17	.235	15	0-0
21	Holmes, Steve	D	16	4	9	13	37	0	0	0	2	0	86	23	.174	19	0-0
11	Sorensen, Kyle	D	16	4	8	12	55	0	0	0	3	0	77	18	.222	16	0-1
4	Guindon, Andrew	D	14	0	9	9	39	0	0	0	3	0	42	3	.000	3	0-1
10	Morris, Sean	F	3	2	6	8	0	0	2	1	0	0	5	21	.095	19	0-0
2	Dawson, Paul	D	15	0	5	5	22	0	0	0	0	0	31	17	.000	14	0-0
44	Cosmo, Anthony	G	16	0	4	4	7	0	0	0	0	0	15	1	.000	0	0-0
55	Panarelli, Steve	D	14	2	1	3	21	1	0	0	0	0	51	6	.333	4	0-0
41	Heffner, Zach	D	6	0	3	3	37	0	0	0	0	0	10	2	.000	2	0-0
34	Hinton, Luke	F	7	1	1	2	0	0	0	1	0	0	16	4	.250	4	0-0
3	Booth, Tim	T	16	0	2	2	12	0	0	0	0	0	43	8	.000	7	191-393
20	Santos, Shaydon	D	15	1	0	1	24	0	0	0	0	0	28	3	.333	3	4-13
77	Bold, Aaron	G	7	0	1	1	0	0	0	0	0	0	2	0	.000	0	0-0
17	Fairlie, Todd	D	2	0	0	0	0	0	0	0	0	0	6	0	.000	0	0-0
	TOTALS:	-	16	185	304	489	420	38	73	16	23	9	1022	1002	.185	750	199-417

#	GOALIES	GP	MIN	W	L	GA	GAA	SV	SV%
0	Richards, Tyler	0	0:00	0	0	0	.00	0	.000
77	Bold, Aaron	16	139:25	2	1	21	9.04	87	.806
44	Cosmo, Anthony	16	824:56	7	6	147	10.69	571	.795
	TOTALS:	16	-	9	7	172	10.75	658	.793



All-Time Draft Choices

2008 ENTRY DRAFT

Rd (overall)	Player Chosen	From
1 (2)	Paul Rabil	Johns Hopkins University
1 (3)	Rhys Duch	University of Stony Brook
1 (5)	Kevin Huntley	Johns Hopkins University
3 (32)	Alex Turner	Simon Fraser University
5 (57)	Trevor Wagar	University of Vermont
6 (70)	Nick O'Hara	Duke University

2008 DISPERSAL DRAFT (CHICAGO)

Rd (overall)	Player Chosen
1 (7)	Steve McKinlay
2 (18)	Jake Byrne

2008 DISPERSAL DRAFT (ARIZONA)

Rd (overall)	Player Chosen
1 (8)	Mike Grimes

2007 ENTRY DRAFT

Rd (overall)	Player Chosen	From
1 (5)	Frank Resetarits	University of Albany
1 (7)	Tom Johnson	Bellarmine University
3 (31)	Steve Panarelli	Syracuse University
4 (46)	Tyler Richards	Coquitlam, BC
5 (64)	Trevor Scott	Victoria, BC
6 (73)	Ray Megill	University of Maryland
6 (78)	Andrew Recchione	Univ. of Massachusetts

2007 DISPERSAL DRAFT

Rd (overall)	Player Chosen
1 (7)	Peter Veltman
2 (18)	Sean Morris
3 (31)	Keegan Davidson

2006 ENTRY DRAFT

Rd (overall)	Player Chosen	From
1 (1)	Ryan Benesch	Kitchener, ON
1 (2)	Kyle Sorensen	Bellarmine University
1 (7)	Paul Dawson	Brampton, ON
2 (16)	Wes Green	Adelphi University
4 (42)	Brad Trottier	Barrie, ON
5 (55)	Joe Vasold	New York Tech
6 (68)	Steve Holmes	University of Virginia

2005 ENTRY DRAFT

Rd (overall)	Player Chosen	From
1 (6)	Matt Vinc	Canisius College
1 (8)	Jeff Zywicki	University of Massachusetts
1 (11)	Ed Brown	Middlebury College
2 (19)	Jarett Park	Syracuse University
3 (25)	Tony Frick	Brown University
4 (36)	Daryl Seymour	Bucknell University
5 (47)	Grant Halford	Loyola College
6 (58)	Will Patton	Univ. of California Santa Barbara

2005 DISPERSAL DRAFT

Rd (overall)	Player Chosen
1 (3)	Matt Roik
2 (14)	Mike Law

2004 ENTRY DRAFT

Rd (overall)	Player Chosen	From
1 (3)	Ryan Boyle	Princeton University
2 (12)	Eric Martin	Salisbury University
2 (17)	Mike Powell	Syracuse University
3 (24)	Matt Alrich	University of Delaware
3 (28)	Andrew Roth	Cortland State
4 (39)	Nenad Gajic	Burnaby, BC
5 (51)	Drew Virk	Univeristy of Maryland
6 (62)	Walid Hajj	Georgetown University
6 (66)	Cory O'Neill	Salisbury University

2004 DISPERSAL DRAFT

Rd (overall)	Player Chosen
1 (4)*	Kevin Olson
2 (17)	Rich Catton

2003 ENTRY DRAFT

Rd (overall)	Player Chosen	From
1 (7)	Scott Ranger	Victoria, BC
1 (10)	Kelly Hall	Whittier College
2 (15)	Derek Lowe	Port Coquitlam, BC
2 (18)	Andrew Biers	Whittier College
2 (21)	Kyle McEwen	New Westminster, BC
4 (42)	Kitan Gbadebo	Coquitlam, BC
5 (52)	Luke Gilbert	Whittier College
6 (62)	Matt Bontaites	Syracuse University
7 (73)	Kevin Reid	Coquitlam, BC

2003 DISPERSAL DRAFT

Rd (overall)	Player Chosen
1 (5)	Brennan Day
2 (16)	Chris Konopliff
3 (27)	Rick Matthews

2002 ENTRY DRAFT

Rd (overall)	Player Chosen	From
1 (8)	Josh Coffman	Syracuse University
2 (11)	Brock Boyle	Mississauga, ON
3 (11)	Mark Morley	University of Massachusetts
4 (48)	Josh McNaughton	Halton Hills, ON
5 (60)	Jamie Dowdell	Orangeville, ON
6 (72)	Michael McKay	Whitby, ON
7 (84)	Tyler Harris	Clarington, ON
8 (96)	Pat Magee	Toronto, ON
9 (108)	Mike Mastriani	Siena College

2001 ENTRY DRAFT

Rd (overall)	Player Chosen	From
1 (7)	Brian Kazarian	Orangeville, ON
2 (20)	Chris White	Peterborough, ON
3 (32)	Jeff Sonke	University of North Carolina
3 (33)	Doug Shanahan	Hofstra University
4 (46)	Stuart Schwartz	Duke University
5 (59)	Brock Robertson	Orillia, ON
6 (72)	John Madigan	University of Massachusetts
7 (85)	Kyle Szymaczyk	Johns Hopkins University
8 (98)	Bobby Gormsen	University of North Carolina
9 (111)	Steve Field	Marymount College

2000 ENTRY DRAFT

Rd (overall)	Player Chosen	From
2 (10)	Mike Regan	Butler University
2 (14)	Aaron Wilson	Kitchener, ON
3 (25)	Mark Steenhuis	St. Catharines, ON
6 (50)	Charlie Parsons	Kitchener, ON
6 (51)	Willy Buckland	Burlington, ON
7 (59)	Greg Tregunno	Burlington, ON
8 (68)	Darryl McDonald	St. Catharines, ON
9 (77)	Jake Henhawk	Six Nations, ON

All-Time Draft Choices

1999 ENTRY DRAFT

Rd (overall)	Player Chosen	From
1 (6)	Scott Stewart	Burlington, ON
3 (18)	Rob Kirkby	Whitby, ON
4 (26)	Ken Montour	Six Nations, ON
5 (34)	Hamilton Pollard	Penn State University
6 (42)	Kevin Howard	Edmonton, AB
7 (50)	Dennis DeBusschere	University of Delaware
8 (58)	Bruce Murray	New Westminster, BC
9 (66)	Bruce Codd	Orangeville, ON

ALL-TIME REGULAR SEASON RECORD VS. OTHER TEAMS

	Home			Away			Overall		
	GP	W	L	GP	W	L	GP	W	L
Buffalo	5	1	4	5	1	4	10	2	8
Calgary	8	3	5	7	5	2	15	8	7
Colorado	6	5	1	9	1	8	15	6	9
(as Wash.)	1	0	1	1	1	0	2	1	1
(as Pittsburgh)	1	0	1	0	0	0	1	0	1
Edmonton	4	4	0	4	3	1	8	7	1
Minnesota	2	0	2	1	0	1	3	0	3
NY Titans	0	0	0	2	2	0	2	2	0
Philadelphia	6	3	3	5	0	5	11	3	8
Portland	5	1	4	4	3	1	9	4	5
Rochester	5	0	5	6	2	4	11	2	9
Toronto	2	1	1	3	1	2	5	2	3

ALL-TIME PLAYOFF RECORD VS. OTHER TEAMS

	Home			Away			Overall		
	GP	W	L	GP	W	L	GP	W	L
Calgary	1	0	1	0	0	0	1	0	1
Colorado	0	0	0	1	1	0	1	1	0
Portland	1	0	1	0	0	0	1	0	1
Rochester	1	1	0	0	0	0	1	1	0
Toronto	1	0	1	0	0	0	1	0	1



Single-Season Records

GOALS

Jeff Zywicki	48	2008
Gary Rosyski	44	2002
Mike Regan	44	2004
Ted Dowling	41	2000
Jeff Zywicki	40	2007
Nick Trudeau	38	2002
Dan Teat	37	2002
Gary Rosyski	36	2003
Josh Sanderson	35	2002
Gary Rosyski	35	2004

PENALTY MINUTES

Eric Martin	71	2008
Gary Rosyski	58	2000
Kyle Sorensen	55	2008
Jim Moss	53	2002
Shaydon Santos	53	2002
Gary Rosyski	49	2003
Cam Woods	48	2004
Phil Sanderson	48	2002
Phil Sanderson	48	2003
Eric Martin	46	2007

SAVES

Rob Blasdell	644	2002
Anthony Cosmo	571	2008
Anthony Cosmo	524	2007
Rob Blasdell	513	2003
Rob Blasdell	474	2001
Rob Blasdell	434	2000
Anthony Cosmo	427	2005
Anthony Cosmo	420	2006

ASSISTS

Josh Sanderson	68	2002
Colin Doyle	61	2008
Josh Sanderson	61	2004
Colin Doyle	59	2007
Luke Wiles	52	2007
Josh Sanderson	51	2003
Jeff Zywicki	42	2008
Gary Rosyski	42	2007
Ryan Boyle	42	2005
Gary Rosyski	41	2002

FACE-OFFS WON

Steve Fannell	215	2001
Chris Cercy	212	2004
Tim Booth	191	2008
Tim Booth	167	2007
Steve Fannell	157	2000
Steve Fannell	156	2002
Darren Reisig	135	2006
Drew Virk	125	2005
Shaydon Santos	124	2003

POINTS

Jeff Zywicki	90	2008
Josh Sanderson	89	2004
Colin Doyle	88	2008
Gary Rosyski	85	2002
Luke Wiles	82	2007
Colin Doyle	81	2007
Gary Rosyski	76	2007
Josh Sanderson	76	2003
Gary Rosyski	74	2003
Dan Teat	73	2002

LOOSE BALLS

Rob Blasdell	158	2002
Phil Sanderson	154	2001
Cam Wood	154	2001
Eric Martin	151	2008
Eric Martin	132	2007
Jim Moss	127	2002
John Rosa	127	2000
Ian Hawksbee	124	2007
Matt Ogelsby	120	2004
Cam Woods	119	2003



ZYWICKI

Career Records

GAMES PLAYED

Gary Rosyski	132
Shaydon Santos	106
Cam Woods	90
Jim Moss	81
Rob Blasdell	78
Phil Sanderson	73
Josh Sanderson	72
Brian Beisel	67
Curtis Hodgson	64
Eric Martin	63
Mike Regan	63

GOALS


Gary Rosyski	250
Josh Sanderson	136
Mike Regan	128
Dan Teat	125
Jeff Zywicki	115
Nick Trudeau	69
Ted Dowling	64
Luke Wiles	63
Cam Sedgwick	51
Colin Doyle	49

ASSISTS

Gary Rosyski	280
Josh Sanderson	246
Colin Doyle	120
Cam Sedgwick	115
Luke Wiles	99
Dan Teat	93
Jeff Zywicki	93
Nick Trudeau	76
Mike Regan	73
Ryan Boyle	70
Cam Woods	70

POINTS

Gary Rosyski	530
Josh Sanderson	382
Dan Teat	218
Jeff Zywicki	208
Mike Regan	201
Colin Doyle	169
Cam Sedgwick	166
Luke Wiles	162
Nick Trudeau	145
Cam Woods	110



MARTIN

LOOSE BALLS

Cam Woods	799
Gary Rosyski	636
Phil Sanderson	524
Rob Blasdell	508
Jim Moss	488
Eric Martin	477
Shaydon Santos	359
Josh Sanderson	312
Jeff Zywicki	289
Curtis Hodgson	271

PENALTY MINUTES

Gary Rosyski	249
Shaydon Santos	243
Cam Woods	229
Jim Moss	212
Eric Martin	192
Phil Sanderson	159
Kyle Sorensen	93
Nick Trudeau	73
Scott MacDonell	70
Mike Regan	70

FACE-OFFS WON

Steve Fannell	528
Tim Booth	358
Chris Cery	212
Shaydon Santos	164
Darren Reisig	140
Drew Virk	125
Jim Moss	122
Brad Dairon	83
John Rosa	25
Kevin Fines	22

SAVES

Rob Blasdell	2493
Anthony Cosmo	1942
Brandon Miller	514
Aaron Bold	197
Derek General	43



643 Yonge Street, 2nd Floor • Toronto, Ontario M4Y 1Z9

Phone: 416-596-3075 • Fax: 416-977-3475 • www.torontorock.com

CLUB DIRECTORY



Brad Watters
President and CEO



Mike Kloefer
General Manager/
Dir. of Lacrosse Ops.



Glenn Clark
Head Coach



Office Manager and Public Relations Manager	Terri Workman
Communications Coordinator	Cameron Howson
Director of Ticketing and Corporate Sales	Shaun Guest
Sales Coordinator	Patrick Stewart
Manager of Season Tickets	Ian Thomson
Assistant Coaches	Jim Veltman, Terry Bullen

TEAM INFORMATION

Home Arena/Seating Capacity	Air Canada Centre/18,800
NLL Team Established	1997
Colors	Navy Blue, Red, White

2009 SCHEDULE

Jan. 3	at New York	8 p.m.
Jan. 10	BUFFALO	7 p.m.
Jan. 17	CALGARY	7 p.m.
Jan. 31	at Rochester	7:35 p.m.
Feb. 7	EDMONTON	3:30 p.m.
Feb. 14	at Buffalo	7:30 p.m.
Feb. 20	BUFFALO	7 p.m.
Feb. 27	MINNESOTA	7:30 p.m.
Feb. 28	at Rochester	7:35 p.m.
Mar. 14	at Boston	7:30 p.m.
Mar. 21	ROCHESTER	7 p.m.
Mar. 27	at Calgary	9 p.m.
Mar. 28	at Edmonton	9 p.m.
Apr. 3	BOSTON	7:30 p.m.
Apr. 11	at Philadelphia	7:30 p.m.
Apr. 18	SAN JOSE	7 p.m.

All Times ET

2008 RESULTS

Jan. 5	at Chicago	W, 11-9
Jan. 11	MINNESOTA	L, 16-17 (OT)
Jan. 12	at Minnesota	L, 4-11
Jan. 19	at Edmonton	W, 14-9
Jan. 26	NEW YORK	W, 14-10
Feb. 9	at Rochester	L, 4-11
Feb. 15	BUFFALO	W, 11-8
Mar. 1	CALGARY	W, 9-7
Mar. 14	NEW YORK	L, 10-14
Mar. 21	EDMONTON	W, 14-9
Mar. 22	at Buffalo	W, 13-9
Apr. 5	ROCHESTER	L, 6-9
Apr. 6	at Philadelphia	L, 6-11
Apr. 12	CHICAGO	W, 13-12 (OT)
Apr. 19	at Calgary	L, 11-12 (OT)
Apr. 27	PHILADELPHIA	L, 14-15



TORONTO ROCK

2008 Regular Season Statistics

#	PLAYERS	POS	GP	G	A	PTS	PIM	PPG	PPA	SHG	SHA	GWG	LB	S	SPCT	SOG	FO
42	Ratcliff, Lewis	F	5	13	15	28	2	2	6	0	0	0	26	87	.149	69	0-0
	(TOTALS)		17	42	50	92	10	13	15	0	2	0	91	283	.148	219	0-0
16	Manning, Blaine	F	16	30	44	74	4	11	12	0	0	2	90	190	.158	156	34-71
10	Wilson, Aaron	F	16	28	22	50	4	7	5	0	0	1	90	209	.134	151	0-0
	X Sanderson, Josh	F	11	23	27	50	6	7	10	0	0	1	61	98	.235	71	0-0
21	Benesch, Ryan	F	14	19	31	50	38	3	13	0	0	1	71	132	.144	95	0-0
33	Beirnes, Kasey	F	16	15	14	29	8	4	3	0	0	1	57	103	.146	79	0-0
14	Marshall, Rob	T	16	7	17	24	8	1	0	3	0	0	109	36	.194	31	0-0
32	Veltman, Jim	T	14	6	17	23	8	0	10	0	1	0	122	27	.222	19	0-0
22	Woods, Cam	D	14	6	12	18	78	0	0	0	0	0	81	15	.400	14	0-0
93	Driscoll, Chris	T	16	6	10	16	10	1	0	0	0	0	77	43	.140	33	0-1
27	Lough, Peter	D	16	3	9	12	21	0	1	0	1	0	126	23	.130	18	160-336
40	Taylor, Jamie	F	9	3	8	11	6	0	2	0	0	1	22	40	.075	25	0-0
37	Campbell, Scott	D	13	5	4	9	31	0	0	0	0	0	59	21	.238	17	0-0
94	Taylor, Matt	F	4	3	3	6	4	0	0	0	0	0	5	15	.200	10	0-0
9	Harasym, Jon	F	9	1	5	6	30	0	0	0	0	0	23	31	.032	14	0-0
29	Watson, Bob	G	15	0	6	6	0	0	1	0	1	0	14	0	.000	0	0-0
7	Suddons, Derek	D	14	2	3	5	2	0	0	0	0	0	35	6	.333	5	0-0
23	Carroll, Matt	D	11	0	3	3	2	0	0	0	0	0	30	3	.000	2	0-0
15	Scherman, Mark	F	6	0	3	3	0	0	1	0	0	0	12	14	.000	10	0-0
20	Winder, Jay	D	11	1	1	2	31	0	0	0	0	0	38	10	.100	7	0-0
17	MacLeod, Mike	F	3	1	1	2	0	0	0	0	0	0	6	6	.167	5	0-0
6	Ladouceur, Dan	D	16	0	1	1	30	0	0	0	0	0	19	4	.000	3	0-0
30	Poulin, Mike	G	5	0	1	1	0	0	0	0	0	0	3	0	.000	0	0-0
13	Stewart, Chris	D	3	0	0	0	6	0	0	0	0	0	5	0	.000	0	0-0
	X Rubel, Ian	D	2	0	0	0	2	0	0	0	0	0	3	0	.000	0	0-0
	X Sanderson, Nathan	F	1	0	0	0	0	0	0	0	0	0	1	1	.000	1	0-0
	TOTALS:	-	16	172	257	429	349	36	79	3	5	7	1185	1114	.154	835	194-408
#	GOALIES	GP	MIN	W	L	GA	GAA	SV	SV%								
	X Attwood, Mike	1	0:00	0	0	0	.00	0	.000								
29	Watson, Bob	15	812:38	7	6	140	10.34	513	.786								
30	Poulin, Mike	16	153:04	0	3	32	12.54	91	.740								
	TOTALS:	16	-	7	9	174	10.88	604	.776								



All-Time Draft Choices

2008 DISPERSAL DRAFT (CHICAGO)

Rd (overall)	Player Chosen
1 (3)	Bill McGlone
2 (15)	Josh Wasson

2007 ENTRY DRAFT

Rd (overall)	Player Chosen	From
2 (21)	Mark Scherman	Notre Dame de Namur
3 (35)	Matt Baker	Orangeville, ON
4 (49)	Tyler Worden	Whitby, ON
4 (54)	Wes McDonald	Hobart College
5 (63)	Wes McFarlane	Roanoke College

2007 DISPERSAL DRAFT (ARIZONA)

Rd (overall)	Player Chosen
2 (19)	Curtis Ptolemy
3 (30)	Jon Harasym

2006 ENTRY DRAFT

Rd (overall)	Player Chosen	From
2 (15)	Mike MacLeod	Orangeville, ON
2 (19)	Jeff Gilbert	Robert Morris University
3 (35)	Matt Carroll	Whitby, ON
4 (45)	Bryan Riddell	Barrie, ON
5 (58)	Joe Hall	Ottawa, ON
6 (71)	Brady Campbell	Orangeville, ON
6 (73)	Tim Chisolm	University of Hartford

2005 ENTRY DRAFT

Rd (overall)	Player Chosen	From
2 (15)	Tyler Gibbons	Owen Sound, ON
3 (23)	Nathan Gilchrist	Six Nations, ON
3 (32)	Cam Monroe	Kitchener, ON
3 (33)	Chet Koneczny	Orangeville, ON
4 (44)	Sean Felstead	Brampton, ON
5 (55)	Nick Inch	Kitchener, ON
6 (61)	Travis Gault	Orangeville, ON
6 (67)	Ben Powless	Six Nations, ON

2004 ENTRY DRAFT

Rd (overall)	Player Chosen	From
2 (16)	Jeff Summerfield	Brampton, ON
3 (22)	Andrew Burkholder	Spartan, ON
3 (27)	Donevan Ruesen	Spartan, ON
4 (38)	David Campbell	Whitby, ON
5 (50)	Kris Bryan	Orangeville, ON
6 (61)	Jordan Bosomworth	Elora, ON

2003 ENTRY DRAFT

Rd (overall)	Player Chosen	From
1 (8)	Josh Bergey	Salisbury University
2 (13)	Stew Monture	Six Nations, ON
2 (17)	Ryan McClay	Cornell University
4 (38)	Matt Marchildon	Brock, ON
5 (48)	Chad Francis	Barrie, ON
6 (58)	Chris McElroy	Orangeville, ON
7 (68)	Cal Smith	Adelphi University
8 (79)	Joshua Arnold	Milton, ON
8 (80)	Justin Kennedy	Barrie, ON

2003 DISPERSAL DRAFT

Rd (overall)	Player Chosen
1 (11)	Ryan Painter
2 (22)	Kevin Lunnie
3 (33)	Ryan McNish

2002 ENTRY DRAFT

Rd (overall)	Player Chosen	From
1 (1)	Patrick Merrill	Mercyhurst College
1 (10)	Brian Croswell	Peterborough, ON
1 (13)	John McLellan	Toronto, ON
2 (25)	Bobby McBride	Toronto, ON
3 (37)	Garret Kikot	Toronto, ON
4 (49)	Scott Stapleford	Whitby, ON
5 (61)	Craig Seibel	Kitchener, ON
6 (73)	Mark Craig	Whitby, ON
7 (85)	Tom Montour	Six Nations, ON
8 (97)	Matt Marchildon	Orangeville, ON
9 (109)	Brian LaMastro	University of Hartford

2001 ENTRY DRAFT

Rd (overall)	Player Chosen	From
1 (12)	Sandy Chapman	Brampton, ON
2 (21)	Barrett Church	Whitby, ON
2 (25)	Kevin Fines	Burnaby, BC
3 (38)	John Preece	Victoria, BC
4 (51)	Charles Doxtater	Burlington, ON
5 (64)	Chris Durno	Toronto, ON
6 (77)	Matt Skinne	St. Catherines, ON
7 (90)	Bill Taylor	Wallaceburg, ON
8 (103)	Rich Dommer	Adelphi University
9 (116)	Russ Davis	Six Nations, ON



2000 ENTRY DRAFT

Rd (overall)	Player Chosen	From
1 (9)	Jamie Taylor	Burlington, ON
2 (18)	Drew Candy	Mississauga, ON
3 (27)	Matt Dwane	Burnaby, BC
4 (36)	Carter Livingston	Toronto, ON
5 (45)	Chris MacKay	Victoria, BC
6 (54)	Nick Schroeder	Soth Fraiser, BC
7 (63)	Wes Suddons	Whitby, ON
8 (72)	Mike McLellan	Toronto, ON
9 (81)	J.J. Dickie	Orangeville, ON

1999 ENTRY DRAFT

Rd	Player Chosen	From
1	John Olson	Burnaby, BC
1	Kevin Langdale	Rochester Inst. of Tech.
2	Adam Bysouth	Burnaby, BC
3	Ryan Okada	South Fraser, BC
5	Brad Reed	Whitby, ON
6	Niall Maynard	Whitby, ON
7	Jayme Bryde	South Fraser, BC
8	Mike Kennedy	New Westminster, BC
9	Matt Roik	St. Catharines, ON

1998 ENTRY DRAFT

Rd	Player Chosen	From
1	Kaleb Toth	Burnaby, BC
1	Rory Graham	Burnaby, BC
2	Cam Sedgewick	Burnaby, BC
3	Brad Dairon	Burnaby, BC
4	Jason Crosbie	Brooklin, ON
5	Ryan Gray	Toronto, ON
6	Craig Fotopoulos	Kitchener, ON
7	Jamie Yale	Peterborough, ON
8	Scott Forbes	Whitby, ON
9	Peter Lough	Brooklin, ON

1997 ENTRY DRAFT

Rd	Player Chosen	From
1	Ken Millin	Six Nations, ON
2	Derek Malawsky	New Westminster, BC
3	Chris Langdale	Cornell University
4	Glenn Clark	Brooklin, ON
5	Ryan Phillips	Peterborough, ON
6	Steve Toll	Niagara Falls, ON
7	Pat Jones	Whitby, ON
8	Kris Bryde	Coquitlam, BC
9	Chad Squire	Six Nations, ON

All-Time Draft Choices

1997 WESTERN CANADIAN DRAFT

Rd	Player Chosen	From
1	Chris Gill	Maple Ridge, BC
2	Dan Stroup	Burnaby, BC
3	Pat Coyle	Coquitlam, BC

1997 EXPANSION/SUPPLEMENTAL DRAFT

Rd	Player Chosen	From
1	Bill Callan	Buffalo, NY
2	Dallas Squire	Six Nations, ON
3	Jonas Derks	Brooklin, ON

ALL-TIME REGULAR SEASON RECORD VS. OTHER TEAMS

	Home			Away			Overall		
	GP	W	L	GP	W	L	GP	W	L
Buffalo	10	6	4	14	11	3	24	17	7
Calgary	8	6	2	7	4	3	15	10	5
Colorado	2	0	2	1	0	1	3	0	3
(as Wash.)	2	1	1	2	1	1	4	2	2
(as Pittsburgh)	1	1	0	1	1	0	2	2	0
(as Baltimore)	2	2	0	2	0	2	4	2	2
Edmonton	2	2	0	3	2	1	5	4	1
Minnesota	4	2	2	4	2	2	8	4	4
NY Titans	3	1	2	1	0	1	4	1	3
Philadelphia	12	9	3	13	8	5	25	17	8
Rochester	13	8	5	13	0	13	26	8	18
San Jose	0	0	0	0	0	0	0	0	0
(as Albany)	3	2	1	3	2	1	6	4	2

ALL-TIME PLAYOFF RECORD VS. OTHER TEAMS

	Home			Away			Overall		
	GP	W	L	GP	W	L	GP	W	L
Buffalo	1	0	1	0	0	0	1	0	1
Colorado	1	1	0	0	0	0	1	1	0
(as Wash.)	2	2	0	0	0	0	2	2	0
Philadelphia	3	2	1	0	0	0	3	2	1
Rochester	3	3	0	3	1	2	6	4	2



Single-Season Records

GOALS

Colin Doyle	43	2006
Colin Doyle	42	2005
Aaron Wilson	41	2005
Blaine Manning	40	2003
Aaron Wilson	39	2006
Blaine Manning	39	2005
Colin Doyle	39	2003
Aaron Wilson	37	2007
Blaine Manning	36	2004
Colin Doyle	34	1998

PENALTY MINUTES

Cam Woods	78	2008
Pat Coyle	65	2001
Dan Ladouceur	60	2001
Dan Ladouceur	54	2003
Pat Merrill	53	2007
Craig Gelsvik	51	2001
Pat Coyle	48	1998
Dan Ladouceur	47	1999
Patrick Merrill	45	2006
Dan Ladouceur	45	2006

SAVE PERCENTAGE

Bob Watson	.797	2001
Bob Watson	.789	2007
Bob Watson	.786	2008
Anthony Cosmo	.787	2003
Bob Watson	.777	2003
Bob Watson	.772	2006
Anthony Cosmo	.766	2004

ASSISTS

Josh Sanderson	71	2005
Colin Doyle	69	2005
Josh Sanderson	69	2006
Blaine Manning	66	2005
Blaine Manning	56	2007
Colin Doyle	55	2003
Colin Doyle	55	2004
Josh Sanderson	54	2007
Blaine Manning	54	2004
Colin Doyle	53	2006

SAVES

Bob Watson	586	2007
Bob Watson	575	2006
Bob Watson	513	2008
Bob Watson	543	2005
Bob Watson	415	2001
Bob Watson	370	1998
Bob Watson	351	2003

POINTS

Colin Doyle	111	2005
Blaine Manning	105	2005
Josh Sanderson	102	2005
Josh Sanderson	98	2006
Colin Doyle	96	2006
Colin Doyle	94	2003
Blaine Manning	90	2004
Colin Doyle	88	2004
Josh Sanderson	85	2007
Blaine Manning	80	2006

LOOSE BALLS

Jim Veltman	226	2006
Jim Veltman	207	2003
Jim Veltman	203	2002
Jim Veltman	194	1998
Jim Veltman	193	2005
Jim Veltman	179	2004
Jim Veltman	166	1999
Jim Veltman	164	2000
Jim Veltman	161	2001
Jim Veltman	143	2007



Career Records

GAMES PLAYED

Bob Watson	160
Jim Veltman	154
Dan Ladouceur	132
Colin Doyle	129
Blaine Manning	112
Aaron Wilson	91
Pat Coyle	90
Chris Driscoll	80
Derek Suddons	77
Glenn Clark	76
Steve Toll	76

GOALS

Colin Doyle	297
Blaine Manning	215
Aaron Wilson	190
Dan Stroup	119
Josh Sanderson	114
Chris Gill	105
Jim Veltman	102
Steve Toll	92
Kim Squire	91
Matt Shearer	63

ASSISTS

Colin Doyle	388
Blaine Manning	360
Jim Veltman	380
Josh Sanderson	221
Aaron Wilson	144
Steve Toll	133
Dan Stroup	94
Kim Squire	82
Russ Heard	76
Chris Driscoll	73

POINTS

Colin Doyle	685
Blaine Manning	575
Jim Veltman	482
Josh Sanderson	335
Aaron Wilson	334
Steve Toll	229
Dan Stroup	213
Kim Squire	173
Chris Gill	167
Chris Driscoll	124



LOOSE BALLS

Jim Veltman	1958
Pat Coyle	597
Blaine Manning	576
Steve Toll	567
Colin Doyle	553
Bob Watson	535
Aaron Wilson	514
Glenn Clark	478
Chris Driscoll	369
Dan Stroup	359

PENALTY MINUTES

Dan Ladouceur	407
Pat Coyle	305
Patrick Merrill	217
Colin Doyle	183
Jim Veltman	170
Glenn Clark	162
Ian Rubel	112
Kim Squire	111
Terry Bullen	103
Chris Driscoll	88

FACE-OFFS WON

Patrick Merrill	435
Steve Toll	317
Ken Millin	306
Rory Graham	302
Peter Lough	160

SAVES

Bob Watson	4871
Anthony Cosmo	687
Rob Blasdell	177
Mike Poulin	147
Phil Wetherup	59



League Award Winners and Honors

LEAGUE MVP

2008	Athan Iannucci, Philadelphia Wings
2007	John Grant Jr., Rochester Knighthawks
2006	Steve Dietrich, Buffalo Bandits
2005	Colin Doyle, Toronto Rock
2004	Jim Veltman, Toronto Rock
2003	Gary Gait, Colorado Mammoth
2002	Paul Gait, Washington Power
2001	John Tavares, Buffalo Bandits
2000	John Tavares, Buffalo Bandits
1999	Gary Gait, Baltimore Thunder
1998	Gary Gait, Baltimore Thunder
1997	Gary Gait, Philadelphia Wings
1996	Gary Gait, Philadelphia Wings
1995	Gary Gait, Philadelphia Wings
1994	John Tavares, Buffalo Bandits

DEFENSEMAN OF THE YEAR

2008	Ryan Cousins, Minnesota Swarm
2007	Ryan Cousins, Minnesota Swarm
2006	Brodie Merrill, Portland LumberJax
2005	Andrew Turner, Rochester Knighthawks
2004	Cam Woods, San Jose Stealth Taylor Wray, Calgary Roughnecks
2003	Jim Moss, Albany Attack
2002	Pat Coyle, Toronto Rock

GOALTENDER OF THE YEAR

2008	Bob Watson, Toronto Rock
2007	Anthony Cosmo, Minnesota Swarm
2006	Steve Dietrich, Buffalo Bandits
2005	Steve Dietrich, Buffalo Bandits
2004	Gee Nash, Colorado Mammoth
2003	Pat O'Toole, Rochester Knighthawks
2002	Bob Watson, Toronto Rock

ROOKIE OF THE YEAR

2008	Craig Point, Minnesota Swarm
2007	Ryan Benesch, Toronto Rock
2006	Brodie Merrill, Portland LumberJax
2005	Ryan Boyle, San Jose Stealth
2004	Taylor Wray, Calgary Roughnecks
2003	Brian Langtry, Colorado Mammoth
2002	Blaine Manning, Toronto Rock
2001	Tracey Kelusky, Columbus Landsharks
2000	John Grant Jr., Rochester Knighthawks
1999	Jesse Hubbard, Baltimore Thunder
1998	Colin Doyle, Ontario Raiders
1997	Jeff Wilfong, Boston Blazers

1996	Darren Fridge, Boston Blazers
1995	Charlie Lockwood, New York Saints
1994	Tom Marechek, Philadelphia Wings
1992	Derek Keenan, Buffalo Bandits
1991	Gary Gait, Detroit Turbos

SPORTSMANSHIP AWARD

2008	Dan Carey, Colorado Mammoth
2007	Tracey Kelusky, Calgary Roughnecks
2006	Sean Greenhalgh, Philadelphia Wings
2005	Gary Gait, Colorado Mammoth
2004	Gary Gait, Colorado Mammoth Peter Lough, Arizona Sting
2003	Chris Driscoll, NY Saints/Toronto Rock
2002	Jim Veltman, Toronto Rock

TRANSITION PLAYER OF THE YEAR

2008	Mark Steenhuis, Buffalo Bandits
2007	Steve Toll, Rochester Knighthawks

GENERAL MANAGER OF THE YEAR

2008	Marty O'Neill, Minnesota Swarm
2007	Marty O'Neill, Minnesota Swarm
2006	Derek Keenan, Portland LumberJax
2005	Bob Hamley, Arizona Sting
2004	Johnny Mouradian, San Jose Stealth
2003	Kurt Silcott, Buffalo Bandits
2002	Dave Evans, Vancouver Ravens

EXECUTIVE OF THE YEAR

2008	Tom Garrity, Minnesota Swarm
2007	Dave Zygaj, Buffalo Bandits
2006	Angela Batinovich, Portland LumberJax
2005	Les Bartley, Toronto Rock
2004	Steve Govett, Colorado Mammoth
2003	Brad Banister, Calgary Roughnecks
2002	Tom Mayenknecht, Vancouver Ravens
2001	Russ Cline, Philadelphia Wings



League Award Winners and Honors

“LES BARTLEY AWARD”

HEAD COACH OF THE YEAR

2008	Adam Mueller, New York Titans
2007	Ed Comeau, Rochester Knighthawks
2006	Derek Keenan, Portland LumberJax
2005	Bob Hamley, Arizona Sting
2004	Paul Day, Rochester Knighthawks
2003	Darris Kilgour, Buffalo Bandits
2002	Bob McMahon, Albany Attack
2001	Tony Resch, Philadelphia Wings

OTHER AWARD WINNERS

“THE TOM BORRELLI AWARD”

WRITER OF THE YEAR

2008	Paul Tutka, NLLInsider.com/Inside Lacrosse
2007	Ty Pilson, Calgary Sun
2006	Sal Maiorana, Rochester D&C
2005	Mike Koreen, Toronto Sun

TICKET SALES EXECUTIVE OF THE YEAR

2008	Joel Jordan, Minnesota Swarm
2007	Paul Brosseau, Edmonton Rush
2006	Donna Posner, Portland LumberJax
2005	Jason Linscott, Colorado Mammoth

MARKETING EXECUTIVE OF THE YEAR

2008	Brian Kitts, Colorado Mammoth
2007	Tom Garrity, Minnesota Swarm
2006	Kim Uniat, Edmonton Rush
2005	John Maher, Minnesota Swarm

OPERATIONS EXECUTIVE OF THE YEAR

2008	Jimmy Butler, New York Titans
2007	Barb Kozuh, Arizona Sting
2006	Mitch Redshaw, Calgary Roughnecks
2005	Yvonne Fox, Toronto Rock

SPONSORSHIPS EXECUTIVE OF THE YEAR

2008	Dave Reeder, Colorado Mammoth
2007	Yvonne Fox, Toronto Rock
2006	Lyn Maisonneuve, Calgary Roughnecks
2005	John Ellis, Colorado Mammoth

PUBLIC RELATIONS EXECUTIVE OF THE YEAR

2008	Terri Workman, Toronto Rock
2007	Pauline Hughes, Edmonton Rush
2006	Craig Rybczynski, Rochester Knighthawks
2005	Bob Poole, Calgary Roughnecks

EQUIPMENT MANAGER OF THE YEAR

2008	Jimmy Butler, New York Titans
2007	Ryan Gage, Rochester Knighthawks
2006	Rick Ferguson, Arizona Sting
2005	Al Tate, Calgary Roughnecks

ATHLETIC TRAINER OF THE YEAR

2008	Sherri Lashomb, Buffalo Bandits
2007	Dave Murray, Toronto Rock
2006	Dr. Sherri Lashomb, Buffalo Bandits
2005	Dave Murray, Toronto Rock



League All-Pros

-2008-

First Team	Player	Position	Team
	Athan Iannucci	Forward	Philadelphia
	Casey Powell	Forward	New York
	John Tavares	Forward	Buffalo
	Mark Steenhuis	Transition	Buffalo
	Ryan Cousins	Defense	Minnesota
	Bob Watson	Goal	Toronto

Second Team	Player	Position	Team
	Craig Conn	Forward	Arizona
	Dan Dawson	Forward	Arizona
	Lewis Ratcliff	Forward	Calgary
	John Tavares	Forward	Buffalo
	Jay Jalbert	Defense	Colorado
	Nick Patterson	Goal	Minnesota

-2005-

Second Team	Player	Position	Team
	Colin Doyle	Forward	San Jose
	Gavin Prout	Forward	Colorado
	Jeff Zywicki	Forward	San Jose
	Geoff Snider	Transition	Philadelphia
	Scott Self	Defense	Chicago
	Matt Vinc	Goal	New York

First Team	Player	Position	Team
	Colin Doyle	Forward	Toronto
	John Tavares	Forward	Buffalo
	Dan Dawson	Forward	Arizona
	John Grant Jr.	Forward	Rochester
	Andrew Turner	Defense	Rochester
	Steve Dietrich	Goal	Buffalo

-2007-

First Team	Player	Position	Team
	John Grant Jr.	Forward	Rochester
	John Tavares	Forward	Buffalo
	Dan Dawson	Forward	Arizona
	Steve Toll	Transition	Rochester
	Ryan Cousins	Defense	Minnesota
	Anthony Cosmo	Goal	San Jose

Second Team	Player	Position	Team
	Tracey Kelusky	Forward	Calgary
	Josh Sanderson	Forward	Toronto
	Blaine Manning	Forward	Toronto
	Jim Veltman	Forward	Toronto
	Gary Gait	Forward	Colorado
	Bob Watson	Goal	Toronto

-2004-

Second Team	Player	Position	Team
	Gavin Prout	Forward	Colorado
	Colin Doyle	Forward	San Jose
	Casey Powell	Forward	New York
	Lewis Ratcliff	Forward	Calgary
	Shawn Williams	Forward	Rochester
	Nick Patterson	Goal	Minnesota

First Team	Player	Position	Team
	Jim Veltman	Forward	Toronto
	Gary Gait	Forward	Colorado
	John Tavares	Forward	Buffalo
	Shawn Williams	Forward	Rochester
	Taylor Wray	Defense	Calgary
	Cam Woods	Defense	San Jose
	Gee Nash	Goal	Colorado

-2006-

First Team	Player	Position	Team
	Colin Doyle	Forward	Toronto
	John Grant Jr.	Forward	Rochester
	Gavin Prout	Forward	Colorado
	Josh Sanderson	Forward	Toronto
	Brodie Merrill	Defense	Portland
	Steve Dietrich	Goal	Buffalo

Second Team	Player	Position	Team
	Gavin Prout	Forward	Colorado
	Josh Sanderson	Forward	San Jose
	Blaine Manning	Forward	Toronto
	Colin Doyle	Forward	Toronto
	Tracey Kelusky	Forward	Calgary
	Pat O'Toole	Goal	Rochester



HISTORY AND RECORDS

League All-Pros

-2003-

First Team

Player	Position	Team
Colin Doyle	Forward	Toronto
Tracey Kelusky	Forward	Calgary
John Tavares	Forward	Buffalo
Gary Gait	Forward	Colorado
Jim Moss	Defense	Albany
Pay O'Toole	Goal	Rochester

Second Team

Player	Position	Team
Blaine Manning	Forward	Toronto
John Grant Jr.	Forward	Rochester
Tom Marechek	Forward	Philadelphia
Josh Sanderson	Forward	Albany
Jim Veltman	Defense	Toronto
Matt Disher	Goal	Ottawa

-2002-

First Team

Player	Position	Team
Paul Gait	Forward	Washington
Pay Coyle	Defense	Toronto
Josh Sanderson	Forward	Albany
Gary Gait	Forward	Washington
Tracey Kelusky	Forward	Montreal
Rob Blasdell	Goal	Albany

Second Team

Player	Position	Team
Colin Doyle	Forward	Toronto
Chris Gill	Forward	Vancouver
John Grant Jr.	Forward	Rochester
Gavin Prout	Forward	New York
John Tavares	Forward	Buffalo
Dwight Maetche	Goal	Vancouver

-2001-

First Team

Player	Position	Team
John Tavares	Forward	Buffalo
Gary Gait	Forward	Washington
Roy Colsey	Forward	New York
John Grant Jr.	Forward	Rochester
Tom Marechek	Forward	Philadelphia
Bob Watson	Goal	Toronto

Second Team

Player	Position	Team
Jake Bergey	Forward	Philadelphia
Jim Veltman	Defense	Toronto
Kim Squire	Forward	Toronto
Colin Doyle	Forward	Toronto
Tracey Kelusky	Forward	Columbus
Gee Nash	Goal	New York

-2000-

First Team

Player	Position	Team
John Tavares	Forward	Buffalo
Gary Gait	Forward	Pittsburgh
Jim Veltman	Forward	Toronto
John Grant Jr.	Forward	Rochester
Tom Marechek	Forward	Philadelphia
Bob Watson	Goal	Toronto

Second Team

Player	Position	Team
Josh Sanderson	Forward	Albany
Roy Colsey	Defense	New York
Ted Dowling	Forward	Albany
Paul Gait	Forward	Pittsburgh
Mike Accursi	Forward	Buffalo
Dallas Eliuk	Goal	Philadelphia

-1999-

First Team

Player	Position	Team
Gary Gait	Forward	Baltimore
Jim Veltman	Forward	Toronto
Jake Bergey	Forward	Philadelphia
John Tavares	Forward	Buffalo
Tom Marechek	Forward	Philadelphia
Dallas Eliuk	Goal	Philadelphia

Second Team

Player	Position	Team
Paul Gait	Forward	Syracuse
Duane Jacobs	Forward	Rochester
Joe Hiltz	Forward	Baltimore
Matt Panetta	Forward	New York
Mark Millon	Forward	New York
Bob Watson	Goal	Toronto



League All-Pros

-1998-

First Team	Player	Position	Team
	Gary Gait	Forward	Baltimore
	Kevin Finneran	Forward	Philadelphia
	Mark Millon	Forward	New York
	Darris Kilgour	Forward	Buffalo
	John Tavares	Forward	Buffalo
	Dallas Eliuk	Goal	Philadelphia

Second Team	Player	Position	Team
	Tom Carmean	Forward	Boston
	Duane Jacobs	Forward	Rochester
	Kevin Finneran	Forward	Philadelphia
	Chris Bates	Forward	Charlotte
	Chris Driscoll	Forward	Rochester
	Steve Dietrich	Goal	Rochester

-1995-

Second Team	Player	Position	Team
	Tom Marechek	Forward	Philadelphia
	Jim Veltman	Forward	Ontario
	Colin Doyle	Forward	Ontario
	Paul Gait	Forward	Syracuse
	Duane Jacobs	Forward	Rochester
	Bob Watson	Goal	Ontario

First Team	Player	Position	Team
	Gary Gait	Forward	Philadelphia
	John Tavares	Forward	Buffalo
	Paul Gait	Forward	Rochester
	Ted Dowling	Forward	Boston
	Jim Veltman	Forward	Buffalo
	Dallas Eliuk	Goal	Philadelphia

-1997-

First Team	Player	Position	Team
	John Tavares	Forward	Buffalo
	Paul Gait	Forward	Rochester
	Gary Gait	Forward	Philadelphia
	Tom Marechek	Forward	Philadelphia
	Mark Millon	Forward	New York
	Dallas Eliuk	Goal	Philadelphia

Second Team	Player	Position	Team
	Tom Carmean	Forward	Boston
	Tim Hormes	Forward	Baltimore
	Tom Marechek	Forward	Philadelphia
	Mark Millon	Forward	Baltimore
	Bob Martino	Forward	Baltimore
	Steve Dietrich	Goal	Rochester

-1994-

Second Team	Player	Position	Team
	Duane Jacobs	Forward	Rochester
	Tom Carmean	Forward	Boston
	Bob Martino	Forward	Baltimore
	Darris Kilgour	Forward	Buffalo
	Jeff Klodzen	Forward	Baltimore
	Sal LoCascio	Goal	New York

First Team	Player	Position	Team
	John Tavares	Forward	Buffalo
	Paul Gait	Forward	Philadelphia
	Gary Gait	Forward	Philadelphia
	Jim Veltman	Forward	Buffalo
	Tim Soudan	Forward	Boston
	Dallas Eliuk	Goal	Philadelphia

-1996-

First Team	Player	Position	Team
	Gary Gait	Forward	Philadelphia
	John Tavares	Forward	Buffalo
	Jim Veltman	Forward	Buffalo
	Paul Gait	Forward	Rochester
	Tom Marechek	Forward	Philadelphia
	Dallas Eliuk	Goal	Philadelphia

Second Team	Player	Position	Team
	Ted Dowling	Forward	Detroit
	Tom Carmean	Forward	Boston
	Stu Aird	Forward	Buffalo
	Kevin Finneran	Forward	Philadelphia
	Lindsay Dixon	Forward	Baltimore
	Sal LoCascio	Goal	New York



HISTORY AND RECORDS

League All-Pros

-1993-

First Team		
Player	Position	Team
Paul Gait	Forward	Philadelphia
Gary Gait	Forward	Philadelphia
John Tavares	Forward	Buffalo
Jim Veltman	Forward	Buffalo
Dave Pietramala	Forward	Pittsburgh
Dallas Eliuk	Goal	Philadelphia

Second Team		
Player	Position	Team
John Tucker	Forward	Baltimore
Tom Carmean	Forward	Boston
Rob Shek	Forward	Philadelphia
Jeff Jackson	Forward	Baltimore
Derek Keenan	Forward	Buffalo
Sal LoCascio	Goal	New York

-1992-

First Team		
Player	Position	Team
Rick Sowell	Forward	Baltimore
Paul Gait	Forward	Detroit
Gary Gait	Forward	Detroit
John Tucker	Forward	Philadelphia
Dave Pietramala	Forward	Pittsburgh
Sal LoCascio	Goal	New York

Second Team		
Player	Position	Team
Jeff Jackson	Forward	Baltimore
Derek Keenan	Forward	Buffalo
Darris Kilgour	Forward	Buffalo
Jim Veltman	Forward	Buffalo
John Nostrant	Forward	Philadelphia
Dallas Eliuk	Goal	Philadelphia

-1991-

First Team		
Player	Position	Team
Rick Sowell	Forward	Baltimore
Paul Gait	Forward	Detroit
Gary Gait	Forward	Detroit
John Tucker	Forward	Philadelphia
John Conley	Forward	Philadelphia
Ted Sawicki	Goal	Detroit

Second Team		
Player	Position	Team
Butch Marino	Forward	Pittsburgh
Jeff Jackson	Forward	Baltimore
Mike Cummings	Forward	New York
John Nostrant	Forward	Philadelphia
Brian Nikula	Forward	Pittsburgh
Sal LoCascio	Goal	New York

-1990-

First Team		
Player	Position	Team
Rick Sowell	Forward	Baltimore
John Tucker	Forward	Philadelphia
Brad Kotz	Forward	Philadelphia
Brian Nikula	Forward	Pittsburgh
John Fay	Forward	New England
Ryan Painter	Forward	Ottawa
Ted Sawicki	Goal	Detroit

Second Team		
Player	Position	Team
Toby Boucher	Forward	New England
Tim Welsh	Forward	Baltimore
Don Borges	Forward	New York
Dave Pietramala	Forward	Pittsburgh
Ron Martinello	Forward	Detroit
Dan O'Neill	Goal	New England



All-Rookie Teams

-2008-

Player	Position	Team
Craig Point	Forward	Minnesota
Tyler Codron	Transition	Portland
Jordan Hall	Transition	New York
Bobby McBride	Transition	Chicago
Jamie Rooney	Forward	Philadelphia
Merrick Thomson	Forward	Philadelphia

-2007-

Player	Position	Team
Ryan Benesch	Forward	Toronto
Geoff Snider	Transition	Philadelphia
Athan Iannucci	Forward	Philadelphia
Jamie Shewchuk	Forward	Colorado
Bill McGlone	Forward	Chicago
Nenad Gajic	Transition	Colorado

-2006-

Player	Position	Team
Brodie Merrill	Defense	Portland
Sean Greenhalgh	Forward	Philadelphia
Dan Carey	Forward	Colorado
Jeff Zywicki	Forward	San Jose
Shawn Evans	Forward	Rochester
Luke Wiles	Forward	San Jose

-2005-

Player	Position	Team
Ryan Boyle	Forward	San Jose
Delby Powless	Forward	Buffalo
Andrew Burkholder	Forward	Philadelphia
Rory Glaves	Defense	Anaheim
Ryder Bateman	Forward	Minnesota
Dan Finck	Forward	Philadelphia

-2004-

Player	Position	Team
Taylor Wray	Defense	Calgary
Scott Evans	Forward	Rochester
Craig Conn	Forward	Vancouver
Ryan Ward	Forward	Philadelphia
AJ Shannon	Forward	Buffalo
Thomas Hajek	Defense	Philadelphia

-2003-

Player	Position	Team
Brian Langtry	Forward	Colorado
Marc Morley	Forward	New Jersey
Lewis Ratcliff	Forward	Calgary
Chris Schiller	Defender	Rochester
Cam Sedgwick	Forward	Vancouver
Aaron Wilson	Forward	Toronto

-2002-

Player	Position	Team
Mike Miron	Goal	Columbus
Peter Morgan	Forward	Vancouver
Gavin Prout	Forward	New York
Kasey Beirnes	Forward	Columbus
Blaine Manning	Forward	Toronto
Ryan Painter	Forward	Ottawa

-2001-

Player	Position	Team
Tracey Kelusky	Forward	Columbus
Kris Bryde	Forward	Ottawa
Jeff Ratcliffe	Forward	Philadelphia
Marshall Abrams	Defense	Columbus
Mike Regan	Forward	Albany
Phil Wetherup	Goal	Buffalo



HISTORY AND RECORDS

Individual Records/Coaching Records

INDIVIDUAL RECORDS

MOST GOALS

Game:	10	Gary Gait	Baltimore (v. Toronto)	1-9-99
	10	Paul Gait	Philadelphia (@ Boston)	3-26-94
Season:	71	Athan Iannucci	Philadelphia Wings	2008
	61	Gary Gait	Colorado Mammoth	2003

MOST ASSISTS

Game:	11	Derek Malawsky	Rochester (v. Buffalo)	1-5-02
	10	Derek Keenan	Buffalo (v. Baltimore)	3-13-92
	10	John Grant Jr.	Rochester (v. Philadelphia)	2-12-05
Season:	71	Josh Sanderson	Toronto Rock	2005
	69	Colin Doyle	Toronto Rock	2005
	69	Josh Sanderson	Toronto Rock	2006

MOST POINTS

Game:	15	John Grant Jr.	Rochester (v. New York)	1-27-07
	14	Gary Gait	Baltimore (v. Toronto)	1-9-99
	14	Derek Keenan	Buffalo (v. Baltimore)	3-13-92
	14	Derek Malawsky	Buffalo (v. Philadelphia)	1-20-01
Season:	115	John Tavares	Buffalo Bandits	2001**
	114	Paul Gait	Washington Power	2002

*12-game season

**14-game season

COACHING RECORDS

REGULAR SEASON WINS

Name	W	L
Les Bartley	93	38
Paul Day	82	69
Darris Kilgour	80	46
Tony Resch	59	27
Terry Sanderson	51	49
Chris Hall	46	42
Bob Hamley	45	46
Adam Mueller	45	51
Jamie Batley	38	33
Ron Fraser	34	44

POST SEASON WINS

Name	W	L
Les Bartley	18	4
Tony Resch	10	4
Darris Kilgour	10	7
Dave Evans	6	2
Bob Hamley	5	3
Paul Day	5	8

REGULAR SEASON WIN PCT

Name	Pct.
Les Bartley	70.99%
Gary Gait	68.75%
Tony Resch	68.60%
Bob McMahon	64.58%
Dave Evans	64.29%
Darris Kilgour	63.49%
Bob Engelke	62.50%
Dave Hentley	62.50%
Duane Jacobs	62.50%
Medo Martinello	61.76%

POST SEASON WIN PCT

Name	Pct.
Bob Griebe	100%
Les Bartley	81.82%
Ed Comeau	80.00%
Dave Evans	75.00%
Gary Gait	75.00%
Tony Resch	71.43%
Bob Hamley	62.50%
Barry Powless	60.00%



All-Time Single-Season Records

GOALS

Name	Team	Year	Goals
Athan Iannucci	Philadelphia	2008	71
Gary Gait	Colorado	2003	61
Gary Gait	Baltimore	1998	57
Gary Gait	Colorado	2004	55
Paul Gait	Washington	2002	54
John Grant Jr.	Rochester	2006	54
Chris Gill	Vancouver	2002	53
John Grant Jr.	Rochester	2002	52
Roy Colsey	New York	2001	51
John Tavares	Buffalo	2001	51
John Grant Jr.	Rochester	2007	51

ASSISTS

Name	Team	Year	Assists
Josh Sanderson	Toronto	2005	71
Colin Doyle	Toronto	2005	69
Josh Sanderson	Toronto	2006	69
Josh Sanderson	Albany	2002	68
Gavin Prout	Colorado	2008	67
Blaine Manning	Toronto	2005	66
John Tavares	Buffalo	2001	64
Gavin Prout	Colorado	2006	64
Gary Gait	Washington	2002	62
Colin Doyle	San Jose	2008	61
Josh Sanderson	San Jose	2004	61
John Tavares	Buffalo	2007	61

POINTS

Name	Team	Year	Points
John Tavares	Buffalo	2001	115
Paul Gait	Washington	2002	114
Gary Gait	Washington	2002	112
Colin Doyle	Toronto	2005	111
John Grant Jr.	Rochester	2007	111
John Tavares	Buffalo	2003	107
Dan Dawson	Arizona	2007	107
John Grant Jr.	Rochester	2002	105
John Grant Jr.	Rochester	2005	105
Lewis Ratcliff	Calgary	2007	104

LOOSE BALLS

Name	Team	Year	Loose Balls
Geoff Snider	Philadelphia	2008	244
Jim Veltman	Toronto	2006	222
Brodie Merrill	Portland	2006	214
Brodie Merrill	Portland	2008	211
Jim Veltman	Toronto	2003	207
Jim Veltman	Toronto	2002	203
Bruce Codd	Montreal	2002	197
Brodie Merrill	Portland	2007	196
Jim Veltman	Ontario	1998	194
Jim Veltman	Toronto	2005	193
Devin Dalep	Washington	2002	193

PENALTY MINUTES

Name	Team	Year	Minutes
Geoff Snider	Philadelphia	2008	103
Brian Reese	Washington	2002	98
Travis Hill	Minnesota	2008	86
Tony Millon	Syracuse	2000	84
Cam Woods	Toronto	2008	78
Thomas Hajek	Philadelphia	2008	77
Troy Bonterre	Arizona	2004	73
Ryan Sharp	Minnesota	2008	72
Rob Van Beek	Philadelphia	2006	72
Eric Martin	San Jose	2008	71

FACE-OFFS WON

Name	Team	Year	FOW
Peter Jacobs	Philadelphia	2005	318
Geoff Snider	Philadelphia	2008	318
Peter Jacobs	Philadelphia	2006	280
Jamie Hanford	Colorado	2005	280
Jamie Hanford	Colorado	2007	275
Jamie Hanford	Colorado	2003	271
Jamie Hanford	Colorado	2006	267
Jamie Hanford	New York	2008	264
Stephen Hoar	Rochester	2007	240
Devan Wray	Calgary	2006	239

SAVES

Name	Team	Year	Saves
Rob Blasdell	Albany	2002	644
Curtis Palidwor	Montreal	2002	639
Dallas Eliuk	Philadelphia	2003	608
Matt King	Calgary	2002	603
Brandon Miller	Chicago	2007	602
Gord Nash	Colorado	2005	601
Nick Patterson	Minnesota	2008	598
Pat O'Toole	Rochester	2006	598
Gord Nash	New York	2003	597
Dwight Maetche	Vancouver	2002	595

NOTE:

1991	10-game season
1992-95	8-game season
1996-97	10-game season
1998-2000	12-game season
2000-2001	14-game season
2001-Present	16-game season



HISTORY AND RECORDS

Yearly Leaders

GOALS

1987	M. French	Phi	14
1988	M. Gold	Wsh	22
1989	B. Kotz	Phi	28
1990	B. Nikula	Pit	20
1991	P. Gait	Det	47
1992	P. Gait	Det	33
1993	J. Tavares	Buf	35
1994	P. Gait	Phi	31
1995	G. Gait	Phi	30
1996	G. Gait	Phi	43
1997	G. Gait	Phi	40
1998	G. Gait	Bal	57
1999	G. Gait	Bal	50
2000	T. Dowling	Alb	41
	T. Marechek	Phi	41
2001	J. Tavares	Buf	51
2002	P. Gait	Was	54
2003	G. Gait	Col	61
2004	G. Gait	Col	55
2005	J. Grant Jr.	Roc	49
2006	J. Grant Jr.	Roc	54
2007	J. Grant Jr.	Roc	51
2008	A. Iannucci	Phi	71

ASSISTS

1987	J. Tucker	Phi	14
	J. Lamon	Wsh	14
1988	J. Gold	Wsh	14
1989	J. Tucker	Phi	24
1990	T. Martinello	Det	20
1991	G. Gait	Det	36
1992	D. Keenan	Buf	23
	J. Veltman	Buf	23
1993	J. Tavares	Buf	23
1994	J. Veltman	Buf	24
1995	T. Carmean	Bos	27
1996	J. Tavares	Buf	40
1997	G. Gait	Phi	32
1998	J. Veltman	Ont	40
1999	J. Hiltz	Bal	46
2000	J. Tavares	Buf	49
2001	J. Tavares	Buf	64
2002	J. Sanderson	Alb	68
2003	J. Tavares	Buf	58
2004	J. Sanderson	SJ	61
2005	J. Sanderson	Tor	71
2006	J. Sanderson	Tor	69
2007	J. Tavares	Buf	61
2008	G. Prout	Col	67

POINTS

1987	J. Tucker	Phi	26
1988	J. Gold	Wsh	34
1989	B. Kotz	Phi	44
1990	T. Martinello	Det	34
1991	G. Gait	Det	68
1992	P. Gait	Det	53
1993	J. Tavares	Buf	58
1994	J. Tavares	Buf	47
1995	G. Gait	Phi	48
1996	J. Tavares	Buf	81
1997	G. Gait	Phi	72
1998	G. Gait	Bal	85
1999	G. Gait	Bal	82
2000	G. Gait	Pit	83
	J. Tavares	Buf	83
2001	J. Tavares	Buf	115
2002	P. Gait	Was	114
2003	J. Tavares	Buf	107
2004	G. Gait	Col	93
	J. Tavares	Buf	93
2005	C. Doyle	Tor	111
2006	J. Sanderson	Tor	98
2007	J. Grant Jr.	Roc	111
2008	A. Iannucci	Phi	100

LOOSE BALLS

1992	J. Veltman	Buf	111
1993	J. Veltman	Buf	102
1994	J. Veltman	Buf	130
1995	J. Veltman	Buf	91
1996	J. Veltman	Buf	125
1997	J. Tavares	Buf	104
1998	J. Veltman	Ont	194
1999	J. Veltman	Tor	166
2000	J. Veltman	Tor	164
2001	J. Veltman	Tor	161
2002	J. Veltman	Tor	203
2003	J. Veltman	Tor	207
2004	J. Veltman	Tor	179
2005	J. Veltman	Tor	193
2006	J. Veltman	Tor	226
2007	B. Merrill	Por	196
2008	G. Snider	Phi	244

PENALTY MINUTES

1987	Three tied with 18
1988	F. Tashman NJ 12
1989	J. Goldberg NY 28
1990	K. Forrester Pit 28
1991	N. Doddridge Det 39
1992	D. Kilgour Buf 49
1993	P. Welsh Bal 38
1994	B. Kroneberger Bal 25
1995	S. Govett Phi 39
1996	T. Phair Buf 53
1997	T. Phair Buf 58
1998	P. Coyle Ont 48
1999	T. Millon Syr 59
2000	T. Millon Syr 84
2001	B. Reese Was 98
2003	C. Zaph Roc 59
2004	T. Bonterre Arz 73
2005	J. Phillips Cgy 69
2006	R. Van Beek Phi 72
2007	S. Ditzell Rock 68
2008	G. Snider Phi 103

FACE-OFFS WON

1992	P. Talmo Bos 108
1993	P. Talmo Bos 97
1994	B. Silcott Buf 78
1995	P. Talmo Bos 75
1996	R. Tapp Bos 121
1997	R. Tapp Bos 141
1998	R. Tapp Syr 209
1999	R. Graham Tor 144
2000	R. Klausner Syr 174
2001	S. Fannell Alb 215
2002	J. Hanford NJ 232
2003	J. Hanford Col 271
2004	C. Cercy SJ 212
2005	P. Jacobs Phi 318
2006	P. Jacobs Phi 280
2007	J. Hanford Col 275
2008	G. Snider Phi 318



Yearly Leaders

SAVES

1992	D. Eliuk	Phi	312
1993	S. LoCascio	NY	319
1994	S. LoCascio	NY	300
1995	S. Dietrich	Roc	322
1996	S. Dietrich	Roc	377
1997	S. Dietrich	Roc	396
1998	D. Eliuk	Phi	435
1999	D. Eliuk	Phi	474
2000	R. Blasdell	Alb	434
2001	G. Nash	NY	571
2002	R. Blasdell	Alb	644
2003	D. Eliuk	Phi	608
2004	M. Miron	Ari	572
2005	G. Nash	Col	601
2006	P. O'Toole	Roc	598
2007	B. Miller	Chi	602
2008	N. Patterson	Min	598

POWER PLAY GOALS

1998	D. Kilgour	Buf	16
1999	J. Hiltz	Bal	15
2000	R. Colsey	NY	13
	T. Marechek	Phi	13
2001	J. Tavares	Buf	22
	S. Williams	Buf	22
2002	R. Painter	Ott	19
2003	B. Manning	Tor	17
2004	B. Manning	Tor	19
2005	K. Hall	Min	19
2006	C. Gill	Col	17
2007	G. Rosyski	SJ	18
2008	M. McLellan	NY	19

SHORT HANDED GOALS

1998	G. Gait	Bal	6
1999	E. Fay	Syr	7
	C. Gill	Tor	6
2000	T. Dowling	Alb	6
2001	P. Maddalena	Buf	5
2002	S. Toll	Tor	7
2003	M. Steenhuis	Buf	6
	B. Prepchuk	Col	6
2004	M. Steenhuis	Buf	5
2005	A. Wilson	Tor	4
	P. Maddalena	Arz	4
2006	C. Conn	Arz	5
	C. Seller	Arz	5
2007	J. Grant Jr.	Roc	5
	B. McGlone	Chi	5
	J. Moleski	Cal	5
2008	J. Zywicki	SJ	7

TAVARES





HISTORY AND RECORDS

All-Time Leaders

GOALS

Name	No.
John Tavares	620
Gary Gait	596
Paul Gait	410
Tom Marechek	399
John Grant	394
Colin Doyle	346
Ted Dowling	335
Shawn Williams	324
Chris Gill	320
Dan Stroup	285
Mike Accursi	270
Pat Maddalena	268
Tracey Kelusky	263
Josh Sanderson	263
Jake Bergey	256
Dan Teat	255
Kaleb Toth	250
Gary Rosyski	250
Jeff Ratcliffe	240
Curt Malawsky	236
Kevin Finneran	235
Chris Driscoll	226
Dan Dawson	224
Lewis Ratcliff	223
Jason Wulder	221

ASSISTS

Name	No.
John Tavares	706
Colin Doyle	508
Gary Gait	495
Jim Veltman	493
Josh Sanderson	484
John Grant	417
Shawn Williams	407
Gavin Prout	393
Derek Malawsky	383
Tom Marechek	374

POINTS

Name	No.
John Tavares	1326
Gary Gait	1091
Colin Doyle	854
John Grant	811
Tom Marechek	773
Josh Sanderson	747
Shawn Williams	731
Paul Gait	712
Jim Veltman	650
Gavin Prout	597
Derek Malawsky	597
Ted Dowling	597

LOOSE BALLS

Name	No.
Jim Veltman	2417
John Tavares	1786
Pat McCready	1259
Steve Toll	1140
Gary Gait	1076
Cam Woods	1002
Peter Jacobs	996
Dallas Eliuk	971
Phil Sanderson	952
Pat Coyle	940

PENALTY MINUTES

Name	No.
Dan Ladouceur	407
Kyle Laverty	404
Pat Coyle	375
Regy Thorpe	363
Neil Doddridge	362
Pat McCready	362
Cam Woods	357
Andy Ogilvie	340
Tom Phair	331
Shaydon Santos	319

FACEOFF WINS

Name	No.
Jamie Hanford	2076
Peter Jacobs	1774
Rodney Tapp	1118
Paul Cantabene	982
Stephen Hoar	891
Cory Bomberry	863
Gordon Purdie	862
Pat Jones	856
Peter Lough	816
Joe Ghedina	769

SAVES

Name	No.
Dallas Eliuk	6356
Pat O'Toole	5618
Steve Dietrich	5110
Bob Watson	5026
Gee Nash	4273
Curtis Palidwor	3972
Rob Blasdell	3956
Matt Disher	3334
Anthony Cosmo	2629
Matt Roik	2512



Championship Game History

2008 - Portland LumberJax (13) @ Buffalo Bandits (14)

Attendance: 18,690

MVP: Mark Steenhuis (5 goals, 1 assist)

2007 - Rochester Knighthawks (13) @ Arizona Sting (11)

Attendance: 9,796

MVP: John Grant, Rochester (3 goals, 5 assists)

2006 - Colorado Mammoth (16) @ Buffalo Bandits (9)

Attendance: 16,104

MVP: Gavin Prout, Colorado (4 goals, 3 assists)

2005 - Toronto Rock (19) v. Arizona Sting (13)

Attendance: 19,432

MVP: Colin Doyle, Toronto (5 goals, 3 assists)

2004 - Calgary Roughnecks (14) v. Buffalo Bandits (11)

Attendance: 19,289

MVP: Curtis Palidwor, Calgary (41 saves)

2003 - Toronto Rock (8) @ Rochester Knighthawks (6)

Attendance: 11,051

MVP: Bob Watson, Toronto (40 saves)

2002 - Toronto Rock (13) @ Albany Attack (12)

Attendance: 9,289

MVP: Colin Doyle, Toronto (3 goals, 1 assist)

2001 - Philadelphia Wings (9) @ Toronto Rock (8)

Attendance: 19,409

MVP: Dallas Eliuk, Philadelphia (40 saves)

2000 - Toronto Rock (14) v. Rochester Knighthawks (13)

Attendance: 14,211

MVP: Dan Stroup, Toronto (5 goals)

1999 - Toronto Rock (13) v. Rochester Knighthawks (10)

Attendance: 15,691

MVP: Colin Doyle, Toronto (4 goals, 2 assists)

1998 - Philadelphia Wings (2) def. Baltimore Thunder (0)

(best-of-three series)

Game 1: Philadelphia (16) v. Baltimore (12)

Attendance: 9,860; MVP: Dallas Eliuk, Philadelphia (35 saves)

Game 2: Philadelphia (17) @ Baltimore (12)

Attendance: 3,137; MVP: Bill Miller, Philadelphia (3 goals, 2 assists)

*Dallas Eliuk named Series MVP

1997 - Rochester Knighthawks (15) @ Buffalo Bandits (12)

Attendance: 18,055

MVP: Steve Dietrich, Rochester (54 saves)

1996 - Buffalo Bandits (15) v. Philadelphia Wings (10)

Attendance: 16,230

MVP: Pat O'Toole, Buffalo (40 saves)

1995 - Philadelphia Wings (15) v. Rochester Knighthawks (14) - OT

Attendance: 14,284

MVP: Gary Gait, Philadelphia (6 goals, 1 assist)

1994 - Philadelphia Wings (26) @ Buffalo Bandits (15)

Attendance: 16,284

MVP: Paul Gait, Philadelphia (8 goals, 3 assists)

1993 - Buffalo Bandits (13) v. Philadelphia Wings (12)

Attendance: 16,325

MVP: John Tavares, Buffalo (4 goals, 3 assists)

1992 - Buffalo Bandits (11) @ Philadelphia Wings (10) - OT

Attendance: 13,572

MVP: John Tavares, Buffalo (4 goals, 1 assist)

1991 - Detroit Turbos (14) @ Baltimore Thunder (12)

Attendance: 10,814

MVP: Gary Gait, Detroit (3 goals, 3 assists)

1990 - Philadelphia Wings (17) @ New England Blazers (7)

Attendance: 11,479

MVP: Brad Kotz, Philadelphia (3 goals, 4 assists)

1989 - Philadelphia Wings (11) v. New York Saints (10)

Attendance: 16,042

MVP: John Tucker, Philadelphia (1 goal, 4 assists)

1988 - New Jersey Saints (17) @ Washington Wave (16)

Attendance: 8,215

MVPs: Larry Quinn, New Jersey (32 saves) & Jeff Goldberg, New Jersey (4 goals)

1987 - Baltimore Thunder (11) @ Washington Wave (10)

Attendance: 7,019

MVP: Buzz Sheain, Baltimore (46 saves)



HISTORY AND RECORDS

Championship Game Records

CHAMPIONSHIP GAME PLAYER RECORDS

Category	Player (record)	Game
Goals	Paul Gait (8)	PHI v. BUF, 1994
Assists	Kevin Finneran (8)	PHI v. BUF, 1994
Points	Paul Gait (11)	PHI v. BUF, 1994
Penalty Minutes	Billy Dee Smith (19)	COL v. BUF, 2006
Games Played	Jim Veltman (10)	

CHAMPIONSHIP GAME TEAM RECORDS

Category	Team(s) - record	Year
Most Goals (single team)	Philadelphia – 26	1994
Fewest Goals (single team)	Rochester – 6	2003
Most Goals (combined)	Philadelphia/Buffalo – 41	1994
Fewest Goals (combined)	Toronto/Rochester – 14	2003
Greatest Margin of Victory	Philadelphia def. Buffalo – 11	1994
Appearances	Philadelphia – 9	1989, 90, 92-96, 98, 2001
Wins	Philadelphia – 6	1989, 90, 94, 95, 98, 2001

OVERTIME GAMES

Teams (score)	Year
Buffalo (11) @ Philadelphia (10)	1992
Philadelphia (15) v. Rochester (14)	1995

CHAMPIONSHIP GAME CAREER RECORDS

Championship Goals		Championship Assists	
Player	Goals	Player	Assists
Paul Gait	23	Kevin Finneran	26
John Tavares	22	Jim Veltman	23
Gary Gait	21	John Tavares	22
Colin Doyle	14	Gary Gait	15
Jim Veltman	12	Dan Dawson	15

*2 games in 1998 NLL (best of 3) Championship Series

LEAGUE ALL-TIME ATTENDANCE RECORDS

No.	Home	Score	Visitor	Score	Venue	Date
19,432	Toronto	19	Arizona	13	Air Canada Centre	5-14-05*
19,409	Toronto	8	Philadelphia	9	Air Canada Centre	4-27-01*
19,289	Calgary	14	Buffalo	11	Pengrowth Saddledome	5-7-04*
19,059	Toronto	11	Columbus	8	Air Canada Centre	3-31-01
18,911	Philadelphia	8	Pittsburgh	14	First Union Center	2-26-00
18,821	Toronto	11	Rochester	13	Air Canada Centre	4-9-04
18,809	Toronto	14	Buffalo	11	Air Canada Centre	3-26-04
18,737	Calgary	15	Portland	12	Pengrowth Saddledome	3-8-08
18,690	Buffalo	16	New York	14	HSBC Arena	1-12-07
18,690	Buffalo	9	Rochester	12	HSBC Arena	1-11-08
18,690	Buffalo	14	Portland	13	HSBC Arena	5-17-08*

*Championship Game



Year-by-Year Standings

2008 REGULAR SEASON

East								
Team	W	L	GB	PCT	GF	GA	Home	Away
Buffalo	10	6	--	.625	203	174	7-2	3-4
Minnesota	10	6	--	.625	199	196	6-2	4-4
New York	10	6	--	.625	197	186	5-1	5-5
Philadelphia	10	6	--	.625	225	220	7-1	3-5
Rochester	8	8	2	.500	197	171	4-4	4-4
Toronto	7	9	3	.438	172	174	4-5	3-4
Chicago	6	10	4	.375	176	212	3-5	3-5

West								
Team	W	L	GB	PCT	GF	GA	Home	Away
San Jose	12	4	--	.750	185	172	4-4	5-3
Colorado	9	7	3	.563	184	167	6-2	3-5
Calgary	9	7	3	.563	183	178	5-3	2-6
Portland	9	7	3	.563	179	194	3-5	3-5
Edmonton	6	10	6	.375	141	197	3-5	1-7

PLAYOFFS

Divisional Semifinals

Opponents	Score	Arena	Attendance
Buffalo d. Philadelphia	14-12	HSBC Arena	9,344
New York d. Minnesota	11-8	Xcel Energy Center	11,088
Calgary d. Colorado	15-13	Pepsi Center	15,554
Portland d. San Jose	18-16	San Jose HP Pavilion	2,697

Divisional Finals

Opponents	Score	Arena	Attendance
Buffalo d. New York	19-12	HSBC Arena	11,012
Portland d. Calgary	16-12	Pengrowth Saddledome	9,327

2008 NLL CHAMPIONSHIP GAME

Opponents	Score	Arena	Attendance
Buffalo d. Portland	14-13	HSBC Arena	18,690



HISTORY AND RECORDS

Year-by-Year Standings

2007 REGULAR SEASON

East								
Team	W	L	GB	PCT	GF	GA	Home	Away
Rochester	14	2	--	.875	249	194	8-0	6-2
Buffalo	10	6	4	.625	207	188	6-2	4-4
Minnesota	9	7	5	.563	200	207	4-4	5-3
Toronto	6	10	8	.375	187	183	3-5	3-5
Chicago	6	10	8	.375	176	191	4-4	2-6
Philadelphia	6	10	8	.375	178	186	4-4	2-6
New York	4	12	10	.250	195	233	3-5	1-7
West								
Team	W	L	GB	PCT	GF	GA	Home	Away
Colorado	12	4	--	.750	209	179	7-1	5-3
Calgary	9	7	3	.563	219	202	4-4	5-3
Arizona	9	7	3	.563	188	181	6-2	3-5
San Jose	9	7	3	.563	181	170	4-4	5-3
Edmonton	6	10	6	.375	160	189	4-4	2-6
Portland	4	12	8	.250	153	199	3-5	1-7

PLAYOFFS

Divisional Semifinals

Opponents	Score	Arena	Attendance
Rochester d. Toronto	10-6	Blue Cross Arena	7,003
Buffalo d. Minnesota	14-8	HSBC Arena	9,003
Arizona d. Calgary	13-9	Pengrowth Saddledome	10,057
San Jose d. Colorado	15-14	Pepsi Center	16,309

Divisional Finals

Opponents	Score	Arena	Attendance
Rochester d. Buffalo	14-13	Blue Cross Arena	8,558
Arizona d. San Jose	9-7	Jobing.com Arena	6,924

2006 NHL CHAMPIONSHIP GAME

Opponents	Score	Arena	Attendance
Rochester d. Arizona	13-11	Jobing.com Arena	9,796



Year-by-Year Standings

2006 REGULAR SEASON

East								
Team	W	L	GB	PCT	GF	GA	Home	Away
Buffalo	11	5	--	.688	193	167	6-2	5-3
Rochester	9	7	2	.563	196	180	6-2	3-5
Toronto	8	8	3	.500	182	179	5-3	3-5
Minnesota	8	8	3	.500	158	171	3-5	5-3
Philadelphia	8	8	3	.500	184	184	5-3	3-5

West								
Team	W	L	GB	PCT	GF	GA	Home	Away
Portland	11	5	--	.688	188	177	5-3	6-2
Colorado	10	6	1	.625	200	172	6-2	4-4
Calgary	9	7	2	.563	183	178	4-4	5-3
Arizona	8	8	3	.500	198	199	4-4	4-4
San Jose	5	11	6	.313	151	174	3-5	2-6
Edmonton	1	15	10	.063	150	202	0-8	1-7

PLAYOFFS

Divisional Semifinals

Opponents	Score	Arena	Attendance
Buffalo d. Minnesota	11-10	HSBC Arena	8,110
Rochester d. Toronto	16-8	Blue Cross Arena	7,295
Arizona d. Portland	14-11	Rose Garden	10,843
Colorado d. Calgary	18-17 (OT)	Pepsi Center	13,426

Divisional Finals

Opponents	Score	Arena	Attendance
Buffalo d. Rochester	15-10	HSBC Arena	10,897
Colorado d. Arizona	13-12	Pepsi Center	12,537

2006 NLL CHAMPIONSHIP GAME

Opponents	Score	Arena	Attendance
Colorado d. Buffalo	16-9	HSBC Arena	16,109



HISTORY AND RECORDS

Year-by-Year Standings

2005 REGULAR SEASON

East								
Team	W	L	PCT	GB	GF	GA	Home	Away
Toronto	12	4	.750	--	227	190	6-2	6-2
Buffalo	11	5	.688	1	217	183	5-3	6-2
Rochester	10	6	.625	2	193	179	5-3	5-3
Philadelphia	6	10	.375	6	213	218	3-5	3-5
Minnesota	5	11	.313	7	188	231	2-6	3-5

West								
Team	W	L	PCT	GB	GF	GA	Home	Away
Calgary	10	6	.625	--	216	208	6-2	4-4
Arizona	9	7	.563	1	209	209	5-3	4-4
Colorado	8	8	.500	2	201	182	5-3	3-5
Anaheim	5	11	.313	5	175	212	2-6	3-5
San Jose	4	12	.250	6	170	197	2-6	2-6

PLAYOFFS

Divisional Semifinals

Opponents	Score	Arena	Attendance
Arizona d. Colorado	16-13	Glendale Arena	5,549
Rochester d. Buffalo	19-14	HSBC Arena	10,014

Divisional Finals

Opponents	Score	Arena	Attendance
Toronto d. Rochester	12-10	Air Canada Centre	17,289
Arizona d. Calgary	19-15	Pengrowth Saddledome	11,468

CHAMPIONSHIP GAME

Opponents	Score	Arena	Attendance
Toronto d. Arizona	19-13	Air Canada Centre	19,432



Year-by-Year Standings

2004 REGULAR SEASON

East								
Team	W	L	PCT	GB	GF	GA	Home	Away
Toronto	10	6	.625	--	202	176	5-3	5-3
Rochester	8	8	.500	2	173	186	6-2	2-6
Buffalo	8	8	.500	2	205	198	4-4	4-4
Philadelphia	7	9	.438	3	192	198	3-5	4-4
West								
Team	W	L	PCT	GB	GF	GA	Home	Away
Colorado	13	3	.813	--	223	173	7-1	6-2
San Jose	11	5	.688	2	204	201	7-1	4-4
Calgary	10	6	.667	3	214	187	4-4	6-2
Arizona	7	9	.438	6	200	208	6-2	1-7
Vancouver	5	11	.313	8	183	213	3-5	2-6
Anaheim	1	15	.063	12	171	227	1-7	0-8

PLAYOFFS

Divisional Semifinals

Opponents	Score	Arena	Attendance
Buffalo d. Rochester	13-9	Blue Cross Arena	7,029
Calgary d. San Jose	15-14	HP Pavilion	4,874

Divisional Finals

Opponents	Score	Arena	Attendance
Calgary d. Colorado	13-11	Pepsi Center	14,283
Buffalo d. Toronto	19-10	Air Canada Centre	14,618

CHAMPIONSHIP GAME

Opponents	Score	Arena	Attendance
Calgary d. Buffalo	14-11	Pengrowth Saddledome	19,289



HISTORY AND RECORDS

Year-by-Year Standings

2003 REGULAR SEASON

North								
Team	W	L	PCT	GB	GF	GA	Home	Away
Toronto	11	5	.688	---	195	164	6-2	5-3
Calgary	9	7	.562	2	209	207	6-2	3-5
Vancouver	9	7	.562	2	208	196	5-3	4-4
Ottawa	4	12	.250	7	174	214	3-5	1-7
Central								
Team	W	L	PCT	GB	GF	GA	Home	Away
Rochester	12	4	.750	---	214	173	6-2	6-2
Buffalo	12	4	.750	---	231	188	8-0	4-4
Albany	8	8	.500	4	198	191	4-4	4-4
Columbus	8	8	.500	4	184	203	4-4	4-4
East								
Team	W	L	PCT	GB	GF	GA	Home	Away
Colorado	9	7	.562	---	226	223	6-2	3-5
Philadelphia	8	8	.500	1	203	209	6-2	2-6
New Jersey	3	13	.188	6	187	220	2-6	1-7
New York	3	13	.188	6	198	239	3-5	0-8

PLAYOFFS

Divisional Semifinals

Opponents	Score	Arena	Attendance
Buffalo d. Calgary	16-9	HSBC Arena	6,761
Colorado d. Vancouver	15-12	Pepsi Center	17,129

Divisional Finals

Opponents	Score	Arena	Attendance
Toronto d. Colorado	15-11	Air Canada Centre	16,733
Rochester d. Buffalo	16-13	Blue Cross Arena	8,834

CHAMPIONSHIP GAME

Opponents	Score	Arena	Attendance
Toronto d. Rochester	8-6	Blue Cross Arena	11,051



Year-by-Year Standings

2002 REGULAR SEASON

North								
Team	W	L	PCT	GB	GF	GA	Home	Away
Toronto	11	5	.688	---	223	176	8-0	3-5
Vancouver	10	6	.625	1	236	191	6-2	4-4
Calgary	4	12	.250	7	224	264	2-6	2-6
Ottawa	4	12	.250	7	202	245	1-7	3-5
Central								
Team	W	L	PCT	GB	GF	GA	Home	Away
Albany	14	2	.875	---	250	194	7-1	7-1
Rochester	13	3	.813	1	258	200	8-0	5-3
Buffalo	8	8	.500	6	208	212	4-4	4-4
Montreal	8	8	.500	6	236	225	4-4	4-4
Columbus	5	11	.313	9	198	230	2-6	3-5
East								
Team	W	L	PCT	GB	GF	GA	Home	Away
Washington	9	7	.563	---	253	233	6-2	3-5
Philadelphia	8	8	.500	1	222	237	6-2	2-6
New Jersey	5	11	.313	4	178	232	2-6	3-5
New York	5	11	.313	4	200	249	3-5	2-6

PLAYOFFS

Divisional Semifinals

Opponents	Score	Arena	Attendance
Washington d. Philadelphia	12-11	First Union Center	10,041
Rochester d. Vancouver	11-10 (OT)	Blue Cross Arena	8,266

Divisional Finals

Opponents	Score	Arena	Attendance
Toronto d. Washington	12-11 (OT)	Air Canada Centre	14,442
Albany d. Rochester	14-10	Pepsi Arena	5,074

CHAMPIONSHIP GAME

Opponents	Score	Arena	Attendance
Toronto d. Albany	13-12	Pepsi Arena	9,289



HISTORY AND RECORDS

Year-by-Year Standings

2001 REGULAR SEASON

Team	W	L	PCT	GB	GF	GA	Home	Away
Toronto	11	3	.786	--	168	125	6-1	5-2
Philadelphia	10	4	.714	1	205	177	6-1	4-3
Rochester	10	4	.714	1	198	159	6-1	4-3
Washington	9	5	.643	2	226	204	4-3	5-2
Buffalo	8	6	.571	3	248	218	4-3	4-3
New York	6	8	.429	5	179	181	3-4	3-4
Albany	5	9	.357	6	152	169	3-4	2-5
Columbus	3	11	.214	8	134	201	1-6	2-5
Ottawa	1	13	.071	10	144	220	0-7	1-6

PLAYOFFS

Opponents	Score	Arena	Attendance
Philadelphia d. Rochester	12-11	First Union Center	10,259
Toronto d. Washington	10-9	Air Canada Centre	14,442

CHAMPIONSHIP GAME

Opponents	Score	Arena	Attendance
Philadelphia d. Toronto	9-8	Air Canada Centre	19,409

2000 REGULAR SEASON

Team	W	L	PCT	GB	GF	GA	Home	Away
Toronto	9	3	.750	--	162	130	5-1	4-2
Buffalo	8	4	.667	1	202	194	5-1	3-3
Rochester	8	4	.667	1	187	149	5-1	3-3
Philadelphia	7	5	.583	2	172	165	4-2	3-3
Albany	6	6	.500	3	169	160	4-2	2-4
Pittsburgh	6	6	.500	3	184	164	4-2	2-4
New York	3	9	.250	6	152	194	2-4	1-5
Syracuse	1	11	.083	8	135	207	1-5	0-6

PLAYOFFS

Opponents	Score	Arena	Attendance
Toronto d. Philadelphia	14-10	Maple Leaf Gardens	10,561
Rochester d. Buffalo	15-11	HSBC Arena	7,873

CHAMPIONSHIP GAME

Opponents	Score	Arena	Attendance
Toronto d. Rochester	14-13	Maple Leaf Gardens	14,211



Year-by-Year Standings

1999 REGULAR SEASON

Team	W	L	PCT	GB	GF	GA	Home	Away
Toronto	9	3	.750	--	157	139	6-0	3-3
Baltimore	8	4	.667	1	211	175	5-1	3-3
Rochester	8	4	.667	1	169	160	4-2	4-2
Philadelphia	5	7	.417	4	153	153	4-2	1-5
New York	5	7	.417	4	149	156	2-4	3-3
Buffalo	4	8	.333	5	158	177	1-5	3-3
Syracuse	3	9	.250	6	161	198	3-3	0-6

PLAYOFFS

Opponents	Score	Arena	Attendance
Toronto d. Philadelphia	13-2	Maple Leaf Gardens	12,026
Rochester d. Baltimore	14-12	Baltimore Arena	6,325

CHAMPIONSHIP GAME

Opponents	Score	Arena	Attendance
Toronto d. Rochester	13-10	Maple Leaf Gardens	15,691

1998 REGULAR SEASON

Team	W	L	PCT	GB	GF	GA	Home	Away
Philadelphia	9	3	.750	--	166	148	3-3	6-0
Baltimore	8	4	.667	1	184	160	4-2	4-2
Rochester	6	6	.500	3	168	159	3-3	3-3
Buffalo	6	6	.500	3	166	171	4-2	2-4
Ontario	6	6	.500	3	165	157	4-2	2-4
New York	5	7	.417	4	167	165	3-3	2-4
Syracuse	2	10	.167	7	163	219	2-4	0-6

PLAYOFFS

Opponents	Score	Arena	Attendance
Philadelphia d. Buffalo	17-12	CoreStates Center	9,795
Baltimore d. Rochester	15-14	Baltimore Arena	3,427

CHAMPIONSHIP SERIES (BEST OF 3)

Opponents	Score	Arena	Attendance
Philadelphia d. Baltimore	16-12	CoreStates Center	9,860
Philadelphia d. Baltimore	17-12	Baltimore Arena	3,137



HISTORY AND RECORDS

Year-by-Year Standings

1997 REGULAR SEASON

Team	W	L	PCT	GB	GF	GA	Home	Away
Philadelphia	7	3	.700	--	137	115	3-2	4-1
New York	6	4	.600	1	134	127	4-1	2-3
Buffalo	6	4	.600	1	158	153	3-2	3-2
Rochester	5	5	.500	2	156	136	2-3	3-2
Boston	4	6	.400	3	120	135	3-2	1-4
Baltimore	2	8	.200	5	125	165	1-4	1-4

PLAYOFFS

Opponents	Score	Arena	Attendance
Rochester d. Philadelphia	15-13	CoreStates Center	9,372
Buffalo d. New York	19-10	Marine Midland Arena	12,115

CHAMPIONSHIP GAME

Opponents	Score	Arena	Attendance
Rochester d. Buffalo	15-12	Marine Midland Arena	18,055

1996 REGULAR SEASON

Team	W	L	PCT	GB	GF	GA	Home	Away
Buffalo	8	2	.800	--	172	127	3-2	5-0
Philadelphia	8	2	.800	--	165	114	4-1	4-1
Boston	6	4	.600	2	146	113	4-1	2-3
Rochester	6	4	.600	2	148	137	4-1	2-3
Baltimore	4	6	.400	4	144	163	3-2	1-4
New York	3	7	.300	5	125	144	2-3	1-4
Charlotte	0	10	.000	8	85	186	0-5	0-5

PLAYOFFS

Opponents	Score	Arena	Attendance
Buffalo d. Rochester	18-10	Memorial Auditorium	14,435
Philadelphia d. Boston	10-8	Spectrum	12,092

CHAMPIONSHIP GAME

Opponents	Score	Arena	Attendance
Buffalo d. Philadelphia	15-8	Memorial Auditorium	16,230



Year-by-Year Standings

1995 REGULAR SEASON

Team	W	L	PCT	GB	GF	GA	Home	Away
Philadelphia	7	1	.875	--	115	94	4-0	3-1
Boston	5	3	.625	2	93	91	2-2	3-1
Rochester	4	4	.500	3	97	94	3-1	1-3
Buffalo	3	5	.375	4	109	108	2-2	1-3
Baltimore	3	5	.375	4	98	117	2-2	1-3
New York	2	6	.250	5	83	93	1-3	1-3

PLAYOFFS

Opponents	Score	Arena	Attendance
Philadelphia d. Buffalo	19-16	Memorial Auditorium	10,557
Rochester d. Boston	10-8	War Memorial	7,024

CHAMPIONSHIP GAME

Opponents	Score	Arena	Attendance
Philadelphia d. Rochester	15-14 (OT)	Spectrum	14,824

1994 REGULAR SEASON

National Division

Team	W	L	PCT	GB	GF	GA	Home	Away
Buffalo	6	2	.714	--	121	99	3-1	3-1
Detroit	5	3	.625	1	94	95	3-1	2-2
Boston	4	4	.500	2	93	91	1-3	3-1

American Division

Team	W	L	PCT	GB	GF	GA	Home	Away
Philadelphia	6	2	.714	--	127	89	4-0	2-2
New York	2	6	.250	4	81	102	2-2	0-4
Baltimore	1	7	.125	5	93	133	1-3	0-4

PLAYOFFS

Opponents	Score	Arena	Attendance
Buffalo d. Detroit	16-10	Memorial Auditorium	15,836
Philadelphia d. New York	17-7	Spectrum	10,794

CHAMPIONSHIP GAME

Opponents	Score	Arena	Attendance
Philadelphia d. Buffalo	26-15	Memorial Auditorium	16,284



HISTORY AND RECORDS

Year-by-Year Standings

1993 REGULAR SEASON

National Division

Team	W	L	PCT	GB	GF	GA	Home	Away
Buffalo	8	0	1.000	--	143	108	4-0	4-0
Detroit	3	5	.375	5	109	122	2-2	1-3
Boston	2	6	.250	6	93	108	2-2	0-4
Pittsburgh	1	7	.125	7	97	108	1-3	0-4

American Division

Team	W	L	PCT	GB	GF	GA	Home	Away
Philadelphia	7	1	.875	--	121	86	4-0	3-1
New York	5	3	.625	2	88	89	3-1	2-2
Baltimore	2	6	.250	5	122	147	1-3	1-3

PLAYOFFS

Divisional Semifinals

Opponents	Score	Arena	Attendance
Boston d. Detroit	18-5	Boston Garden	3,182
New York d. Baltimore	10-9	Nassau Coliseum	5,877

Divisional Finals

Opponents	Score	Arena	Attendance
Buffalo d. Boston	12-10	Memorial Auditorium	16,325
Philadelphia d. New York	17-9	Spectrum	13,380

CHAMPIONSHIP GAME

Opponents	Score	Arena	Attendance
Buffalo d. Philadelphia	13-12	Memorial Auditorium	16,325



Year-by-Year Standings

1992 REGULAR SEASON

National Division

Team	W	L	PCT	GB	GF	GA	Home	Away
Detroit	6	2	.750	--	140	107	2-2	4-0
Buffalo	5	3	.625	1	161	125	2-2	3-1
Boston	3	5	.375	3	101	116	2-2	1-3
Pittsburgh	3	5	.375	3	97	121	2-2	1-3

American Division

Team	W	L	PCT	GB	GF	GA	Home	Away
New York	5	3	.625	--	104	101	3-1	2-2
Philadelphia	3	5	.375	2	106	109	1-3	2-2
Baltimore	3	5	.375	2	117	147	2-2	1-3

PLAYOFFS

Divisional Semifinal

Opponents	Score	Arena	Attendance
Buffalo d. Boston	22-16	Memorial Auditorium	15,603
Philadelphia d. Baltimore	14-12	Spectrum	10,185

Divisional Final

Opponents	Score	Arena	Attendance
Buffalo d. Detroit	19-16	Joe Louis Arena	4,136
Philadelphia d. New York	8-6	Nassau Coliseum	9,678

CHAMPIONSHIP GAME

Opponents	Score	Arena	Attendance
Buffalo d. Philadelphia	11-10 (OT)	Spectrum	13,572

1991 REGULAR SEASON

National Division

Team	W	L	PCT	GB	GF	GA	Home	Away
Detroit	8	2	.800	--	184	136	4-1	4-1
Pittsburgh	3	7	.300	5	125	158	1-4	2-3
New England	3	7	.300	5	109	136	2-3	1-4

American Division

Team	W	L	PCT	GB	GF	GA	Home	Away
Baltimore	6	4	.600	--	156	157	3-2	3-2
New York	5	5	.500	1	146	131	3-2	2-3
Philadelphia	5	5	.500	1	129	131	3-2	2-3

CHAMPIONSHIP GAME

Opponents	Score	Arena	Attendance
Detroit d. Baltimore	14-12	Baltimore Arena	10,814



HISTORY AND RECORDS

Year-by-Year Standings

1990 REGULAR SEASON

Team	W	L	PCT	GB	GF	GA	Home	Away
New England	6	2	.750	--	98	80	3-1	3-1
Philadelphia	6	2	.750	--	89	82	3-1	3-1
New York	4	4	.500	2	77	78	1-3	3-1
Baltimore	4	4	.500	2	96	95	2-2	2-2
Pittsburgh	3	5	.375	3	86	86	2-2	1-3
Detroit	1	7	.125	5	89	111	1-3	0-4

PLAYOFFS

Opponents	Score	Arena	Attendance
Philadelphia d. New York	9-8	Spectrum	13,552

CHAMPIONSHIP GAME

Opponents	Score	Arena	Attendance
Phil. d. New England	17-7	Worcester Centrum	11,479

1989 REGULAR SEASON

Team	W	L	PCT	GB	GF	GA	Home	Away
Philadelphia	6	2	.750	--	122	96	4-0	2-2
Detroit	6	2	.750	--	104	87	3-1	3-1
New York	6	2	.750	--	103	87	2-2	4-0
Baltimore	4	4	.500	2	99	96	1-3	3-1
New England	1	7	.125	5	70	110	0-4	1-3
Washington	1	7	.125	5	80	102	0-4	1-3

PLAYOFFS

Opponents	Score	Arena	Attendance
New York d. Detroit	9-8 (2OT)	Joe Louis Arena	8,319
Philadelphia Receives Bye			

CHAMPIONSHIP GAME

Opponents	Score	Arena	Attendance
Philadelphia d. New York	11-10	Spectrum	16,042



Year-by-Year Standings

1988 REGULAR SEASON

Team	W	L	PCT	GB	GF	GA	Home	Away
Washington	6	2	.750	--	121	119	4-0	2-2
New Jersey	5	3	.625	1	127	112	3-1	2-2
Philadelphia	3	5	.375	3	97	90	2-2	1-3
Baltimore	2	6	.250	4	98	122	2-2	0-4

PLAYOFFS

Opponents	Score	Arena	Attendance
New Jersey d. Philadelphia	12-10	Meadowlands Arena	4,118
Washington Receives Bye			

CHAMPIONSHIP GAME

Opponents	Score	Arena	Attendance
New Jersey d. Washington	17-16	Capital Centre	8,215

1987 REGULAR SEASON

Team	W	L	PCT	GB	GF	GA	Home	Away
New Jersey	5	1	.833	--	88	75	3-0	2-1
Philadelphia	3	3	.500	2	86	82	2-1	1-2
Washington	2	4	.333	3	83	97	1-2	1-2
Baltimore	2	4	.333	3	79	82	1-2	1-2

PLAYOFFS

Opponents	Score	Arena	Attendance
Baltimore d. New Jersey	14-9	Meadowlands Arena	9,015
Washington d. Philadelphia	20-15	Spectrum	8,027

CHAMPIONSHIP GAME

Opponents	Score	Arena	Attendance
Baltimore d. Washington	11-10	Capital Center	7,019



HISTORY AND RECORDS

First Round Draft History

2008 FIRST ROUND

No.	Team	Player	From
1	Boston Blazers	Daryl Veltman	Hobart College
2	San Jose Stealth	Paul Rabil	Johns Hopkins
3	San Jose Stealth	Rhys Duch	Stony Brook
4	Edmonton Rush	Jamie Floris	Bellarmino
5	San Jose Stealth	Kevin Huntley	Johns Hopkins
6	Calgary Roughnecks	Curtis Manning	Simon Fraser
7	Colorado Mammoth	Matt Danowski	Duke
8	Minnesota Swarm	Andrew Watt	Robert Morris
9	Philadelphia Wings	Sean Thomson	Bellarmino
10	Edmonton Rush	Ryan Campbell	Dowling College
11	Minnesota Swarm	Kevin Buchana	Ohio State
12	Portland Lumberjax	Tim Campeau	N.D. de Namur
13	Minnesota Swarm	Joe Cinosky	Maryland

2007 FIRST ROUND

No.	Team	Player	From
1	New York Titans	Jordan Hall	Delaware
2	Philadelphia Wings	Merrick Thomson	Albany
3	Boston Blazers	Craig Point	Onondaga C.C.
4	Calgary Roughnecks	Dane Dobbie	Burnaby, BC
5	San Jose Stealth	Frank Resetarits	Albany
6	Portland Lumberjax	Tyler Codron	Port Coquitlam, BC
7	San Jose Stealth	Tom Johnson	Bellarmino
8	Rochester Knighthawks	Matt MacLeod	Orangeville, ON
9	Minnesota Swarm	Justin Norbraten	Bellarmino
10	Calgary Roughnecks	Peter McFeteridge	Burnaby, BC
11	Boston Blazers	Matt Lyons	Orangeville, ON
12	Chicago Shamrox	Kevin Ross	Canisius College
13	New York Titans	Mitch Belisle	Cornell University
14	Rochester Knighthawks	Andrew Potter	St. Catharines, ON

2006 FIRST ROUND

No.	Team	Player	From
1	San Jose Stealth	Ryan Benesch	Kitchener, ON
2	San Jose Stealth	Kyle Sorensen	Bellarmino
3	Buffalo Bandits	Brett Bucktooth	Syracuse University
4	Philadelphia Wings	Geoff Snider	Denver
5	Philadelphia Wings	Ian Llord	St. Catharines, ON
6	Arizona Sting	Mike Grimes	Peterborough, ON
7	San Jose Stealth	Paul Dawson	Brampton, ON
8	Philadelphia Wings	Athan Ianucci	Hofstra University
9	Calgary Roughnecks	Kyle Wailes	Brown University
10	Rochester Knighthawks	Jack Reid	UMass
11	New York Titans	Brendan Mundorf	UMBC
12	Chicago Shamrox	Josh Wasson	Hartford
13	Colorado Mammoth	Gary Bining	Ohio State

2005 FIRST ROUND

No.	Team	Player	From
1	Portland Lumberjax	Brodie Merrill	Georgetown
2	Rochester Knighthawks	Shawn Evans	Bellarmino
3	Philadelphia Wings	Sean Greenhalgh	Cornell University
4	Philadelphia Wings	Luke Wiles	Delaware
5	Arizona Sting	Matt Brown	Denver
6	San Jose Stealth	Matt Vinc	Canisius College
7	Colorado Mammoth	Dan Carey	Canisius College
8	San Jose Stealth	Jeff Zywicki	UMass
9	Philadelphia Wings	Chad Thompson	Orillia, ON
10	Buffalo Bandits	Jeff Shattler	Brampton, ON
11	San Jose Stealth	Ed Brown	Middlebury College

2004 FIRST ROUND

No.	Team	Player	From
1	Buffalo Bandits	Delby Powless	Rutgers University
2	Vancouver Ravens	Rory Glaves	Hartford University
3	San Jose Stealth	Ryan Boyle	Princeton
4	Arizona Sting	Darren Halls	Orangeville, ON
5	Philadelphia Wings	Rob Van Beek	Port Coquitlam, BC
6	Minnesota Swarm	Ryder Bateman	Victoria, BC
7	Vancouver Ravens	Chris McKay	Victoria, BC
8	Rochester Knighthawks	Mike Morrison	Brooklin, ON
9	Calgary Roughnecks	Matt Morehouse	Surrey, BC

2003 NLL FIRST ROUND

No.	Team	Player	From
1	Vancouver Ravens	Mark Miyashita	Canisius College
2	Calgary Roughnecks	Taylor Wray	Duke University
3	Philadelphia Wings	Ryan Ward	Butler University
4	Vancouver Ravens	Craig Conn	St. Catharines, ON
5	Rochester Knighthawks	Scott Evans	Peterborough, ON
6	Buffalo Bandits	A.J. Shannon	Virginia
7	San Jose Stealth	Scott Ranger	Victoria, BC
8	Toronto Rock	Josh Bergey	Salisbury College
9	Philadelphia Wings	Tom Hajek	Victoria, BC
10	San Jose Stealth	Kelly Hall	Whittier College
11	Arizona Sting	Kyle Nuefield	St. Catharines, ON
12	Vancouver Ravens	Kevin Olson	Burnaby, BC

2002 NLL FIRST ROUND

No.	Team	Player	From
1	Toronto Rock	Patrick Merrill	Merychurst College
2	Columbus Landsharks	Jon Harasym	UMBC
3	Buffalo Bandits	Bill Dee Smith	St. Catharines, ON
4	Columbus Landsharks	Travis Gillespie	Limestone College
5	New York Saints	Nick Carlson	Limestone College
6	Ottawa Rebel	Peter Veltman	Orangeville, ON
7	Columbus Landsharks	Rory Glaves	St. Catharines, ON
8	Albany Attack	Josh Coffman	Syracuse University
9	New York Saints	Chad Culp	Orangeville, ON
10	Toronto Rock	Brian Crosswell	Peterborough, ON
11	Rochester Knighthawks	Peter Benedict	Onondaga
12	Columbus Landsharks	Steve Dusseau	Georgetown
13	Toronto Rock	John McLellan	Toronto, ON



First Round Draft History

2001 NLL FIRST ROUND

No.	Team	Player	From
1	New York Saints	Gavin Prout	Loyola College
2	Calgary Roughnecks	Blaine Manning	Radford University
3	New Jersey Storm	Scott Stewart	Drexel University
4	Columbus Landsharks	Derek Suddons	Hartford
5	Columbus Landsharks	Ryan Cousins	Toronto, ON
6	Columbus Landsharks	Spencer Martin	Coquitlam, BC
7	Albany Attack	Brian Kazarian	Orangeville, ON
8	Vancouver Ravens	Geoff Snider	Burnaby, BC
9	Columbus Landsharks	Bill Greer	Whitby, ON
10	Vancouver Ravens	Kevin Hanson	Burnaby, BC
11	Rochester Knighthawks	Ted Jenner	Mercyhurst
12	Toronto Rock	Sandy Chapman	Brampton, ON
13	Ottawa Rebel	Andrew Guindon	Burnaby, BC

2000 NLL FIRST ROUND

No.	Team	Player	From
1	Columbus Landsharks	Tracey Kelusky	Hartford University
2	Buffalo Bandits	Ryan Powell	Syracuse University
3	New York Saints	Ben Prepchuk	Burnaby, BC
4	Philadelphia Wings	Jeff Ratcliff	UMBC
5	Columbus Landsharks	Marshall Abrams	Syracuse University
6	Ottawa Rebel	Jake Lawson	Maple Ridge, BC
7	New York Saints	A. J. Haugen	Johns Hopkins
8	Rochester Knighthawks	Lindsay Plunkett	Burnaby, ON
9	Toronto Rock	Jamie Taylor	Burlington, ON

1999 NLL FIRST ROUND

No.	Team	Player	From
1	Rochester Knighthawks	John Grant, Jr.	Delaware
2	New York Saints	Gee Nash	Whitby, ON
3	New York Saints	Mark Frye	Loyola College
4	Toronto Rock	John Olson	Burnaby, BC
5	Philadelphia Wings	Greg McCavera	Georgetown
6	Albany Attack	Scott Stewart	Burlington, ON
7	Philadelphia Wings	Gewas Schindler	Loyola College
8	Toronto Rock	Kevin Langdale	RIT
9	Rochester Knighthawks	Ben Hunt	RIT

1998 NLL FIRST ROUND

No.	Team	Player	From
1	Rochester Knighthawks	Casey Powell	Syracuse University
2	Toronto Rock	Kaleb Toth	Burnaby, BC
3	Toronto Rock	Rory Graham	Burnaby, BC
4	Baltimore Thunder	Chris Sanderson	Virginia
5	Rochester Knighthawks	Brad MacArthur	Brooklin, ON
6	Philadelphia Wings	Jamie Hanford	Loyola College
7	Buffalo Bandits	Matt Disher	New Westminster, BC

1997 NLL FIRST ROUND

No.	Team	Player	From
1	Baltimore Thunder	Matt Shearer	Loyola College
2	Boston Blazers	Brendan Glass	UMass
3	Ontario Raiders	Ken Millin	Six Nations, ON
4	Syracuse Smash	Jim Rankin	Orangeville, ON
5	New York Saints	Tom Wreggitt	Peterborough, ON
6	Philadelphia Wings	Rusty Kruger	Orangeville, ON
7	Buffalo Bandits	Casey Zaph	Peterborough, ON
8	Buffalo Bandits	Marty O'Brien	Whitby, ON

1996 MILL FIRST ROUND

No.	Team	Player	From
1	New York Saints	Tim Langton	Towson State
2	Baltimore Thunder	Brian Dougherty	Maryland
3	Rochester Knighthawks	Cory Bomberry	Six Nations
4	Boston Blazers	Chris Panos	Hofstra University
5	Philadelphia Wings	Greg Traynor	Virginia
6	Buffalo Bandits	Mike Murray	Orangeville, ON

1995 MILL FIRST ROUND

No.	Team	Player	From
1	New York Saints	Brian Piccola	Johns Hopkins
2	Philadelphia Wings	Matt Dwan	Loyola College
3	Buffalo Bandits	Jason Luke	St. Catharines, ON
4	Boston Blazers	Keith Flanigan	Springfield College
5	Rochester Knighthawks	Derek Collins	Scarborough, ON
6	Philadelphia Wings	Peter Jacobs	Johns Hopkins

1994 MILL FIRST ROUND

No.	Team	Player	From
1	Rochester Knighthawks	Cam Bomberry	Nazareth College
2	Philadelphia Wings	Ryan Wade	North Carolina
3	Boston Blazers	Robert Felt	Springfield College
4	New York Saints	Kevin Lowe	Princeton
5	Buffalo Bandits	Rodd Squire	Six Nations
6	Philadelphia Wings	Scott Reinhardt	Princeton

1993 MILL FIRST ROUND

No.	Team	Player	From
1	Philadelphia Wings	John Webster	North Carolina
2	Boston Blazers	Andy Towers	Brown University
3	Detroit Turbos	Greg Van Sickle	N/A
4	New York Saints	Mark Millon	UMass
5	Philadelphia Wings	David Morrow	Princeton
6	Buffalo Bandits	Gil Nieuwendyk	N/A

1992 MILL FIRST ROUND

No.	Team	Player	From
1	Pittsburgh Bulls	Jim Buczek	North Carolina
2	Boston Blazers	Dave Donovan	Duke University
3	Baltimore Thunder	Jim Blanding	Loyola College
4	New York Saints	Steve Huff	North Carolina
5	Detroit Turbos	Bill Callan	N/A
6	Buffalo Bandits	Tom Marechek	Syracuse University

Find What You're Really Looking for.

Looking for local information? Yellowbook and yellowbook.com can help you find that store around the corner quickly!



 **yellowbook**TM
Say Yellow to the future.

yellowbook.com / 1-800-YB-YELLOW

EVERYTHING WORTH LISTENING TO IS NOW ON SIRIUS XM.



JOHN MADDEN · JUAN PABLO MONTOYA® · HOWARD STERN · BOB DYLAN · BRUCE SPRINGSTEEN · JAMIE FOXX · CAL RIPKEN · MARTHA STEWART

HEAR WHAT OVER 35 MILLION LISTENERS CAN'T GET ENOUGH OF.

NEW PROGRAMMING. NEW CHOICES. NEW PRICES. OVER 130 CHANNELS.

COMMERCIAL-FREE
MUSIC



OPRAH
& FRIENDS

69 COMMERCIAL-FREE MUSIC CHANNELS.
EVERY GAME, EVERY RACE, EVERY MAJOR SPORT.
THE MOST NEWS, TALK AND ENTERTAINMENT.

SIRIUS XM | ((XM))
S A T E L L I T E R A D I O

VISIT SIRIUS.COM OR XMRADIO.COM

Hardware and subscription required and sold separately. **Not available in Canada, Alaska and Hawaii.**

©2009 SIRIUS XM Radio Inc. SIRIUS, XM and all related marks and logos are trademarks of Sirius XM Radio Inc. and its subsidiaries. / Major League Baseball trademarks and copyrights are used with permission of Major League Baseball Properties, Inc. Visit the official website at MLB.com. Games subject to availability and change and may not include all pre-season games. / NASCAR® is a registered trademark of the National Association for Stock Car Auto Racing, Inc. / The NBA identifications are the intellectual property of NBA Properties, Inc. and the respective NBA member teams. (C) 2008 NBA Properties, Inc. © 2008 NFL Properties LLC. All NFL-related trademarks are trademarks of the National Football League. / NHL and the NHL Shield are registered trademarks of the National Hockey League. ©NHL 2009. All NHL logos and marks and NHL team logos and marks depicted herein are the property of the NHL and the respective teams and may not be reproduced without the prior written consent of NHL Enterprises, L.P. / All other marks and logos are the property of their respective owners. All rights reserved.