

2008 Media Guide

National Lacrosse League Directory	2-5
Introduction to the NLL	6
2008 Divisions & Playoff Format.....	7
2008 Regular Season Schedule	8-10
2008 Post Season Schedule.....	11
NLL All-Star Game	12-13
NLL Officials	14
Lacrosse Talk.....	15-16

TEAMS

Buffalo Bandits.....	17-28
Calgary Roughnecks	29-38
Chicago Shamrox	39-46
Colorado Mammoth	47-58
Edmonton Rush	59-66
Minnesota Swarm	67-74
New York Titans	75-82
Philadelphia Wings	83-94
Portland LumberJax.....	95-102
Rochester Knighthawks	103-114
San Jose Stealth	115-124
Toronto Rock	125-134

RECORD BOOK

League Award Winners & Honors	135-137
League All-Pros & All Rookie Teams	138-142
Individual Records.....	143
All-Time Coaching Records	144
All-Time Single Season Records	145-146
Yearly Leaders	147-148
All-Time Career Leaders	149-150

CHAMPIONSHIP GAME

Championship Game History	151-152
League Championship Game All-Time Records.....	153

HISTORY

All-Time Attendance Records	154
Year-By-Year Standings	155-168
Year-by-Year Results	169-191

ENTRY/ EXPANSION DRAFT

2007 Entry Draft.....	192-194
First Round Entry Draft History	195-199
Pro Indoor Lacrosse Timeline	200-227
All-Time Player Register	228-255

National Lacrosse League Directory



9 East 45th Street, 5th Floor
New York, NY 10017
phone - (212) 764-1390
fax - (917) 510-9890
www.nll.com

NLL FRONT OFFICE & ADMINISTRATION

CommissionerJim Jennings
Deputy Commissioner & Chief Operating OfficerGeorge Daniel
Chief Financial OfficerNancy Lupton
Vice President of CommunicationsDoug Fritts
Vice President of Lacrosse OperationsBrian Lemon
Director of Team Services & EventsAndrea Cannella
Director of OperationsScott Neiss
Director of OfficialsRich Tamberrino
Assistant to the CommissionerRisa Whipple
Chief Labor ConsultantCharles Grantham
Outside Legal CounselAnthony R. Caruso, Fox Rothschild LLP
Travel ConsultantTeri Wasner Costa , TWC Services

Jim Jennings

COMMISSIONER

Jim Jennings is entering his eighth season as Commissioner of the National Lacrosse League. The Commissioner works to build consensus among the Board of Governors, who ultimately make the major decisions that shape the future of the NLL.

Since his appointment in September of 2000, Jennings has led the transformation of the league from regional to national, with twelve teams covering the United States and Canada. In 2000, the league consisted of seven teams, all located in the Northeastern United States and southern Canada. Jennings has successfully sold the NLL game as an exciting sports property with a sound business plan to investors across North America.

Jennings has also solidified the league's member clubs by aligning them with the strategic ownership and operating partners that give each the best chance to succeed. The majority of the league's member clubs are now owned and/or operated by the National Hockey League and National Basketball Association teams in their respective markets, or the managing partners of the team's home arena. The quality of ownership and overall progress of the league has skyrocketed franchise values twenty-fold from their value prior to the year 2000, going from \$250,000 to \$5,000,000.

In October of 2007, the league and its player's association reached agreement on a new seven-year collective bargaining agreement, the longest such agreement in league history. In the area of league sponsorships, the NLL enters the season in a multi-year sponsorship agreement with Reebok. Jennings led the

league's efforts to secure its agreement with Reebok, which represents the largest sponsorship agreement in the league's history.

Prior to the start of the 2007 season, Jennings signed a three-year contract extension with the league to remain as Commissioner through the 2009 season.



George Daniel

DEPUTY COMMISSIONER & CHIEF OPERATING OFFICER

Daniel was appointed Deputy Commissioner & Chief Operating Officer effective August 17, 2007. Daniel previously served as Deputy Commissioner and General Counsel for the NLL from 2000 to 2006, before leaving for one season to become President of the New York Titans. As the Titans team president, Daniel was responsible for all aspects of the launch of the team's business operations, culminating in the franchise's January 20th home opener at Madison Square Garden played in front of 13,127 fans, the fourth-largest crowd for an inaugural home game in league history. Daniel, who was initially hired by Commissioner Jim Jennings in September of 2000, manages a variety of key league business issues including collective bargaining with the player's association. Daniel, a native of Easton, Pennsylvania, is a graduate of Temple University School of Law.



Nancy Lupton

CHIEF FINANCIAL OFFICER

Lupton oversees the NLL's financial matters and annual operating budgets. Lupton is a graduate of Mount Holyoke College with an advanced degree in finance from NYU. She has been a controller, financial officer and computer systems manager in the corporate community for over 20 years.



Doug Fritts

VICE PRESIDENT OF COMMUNICATIONS

Doug Fritts is the Vice President of Communications for the NLL. Fritts was appointed to the position in September of 2000. As Vice President, he is responsible for all League press releases, news stories, publications and all content on the league's website, NLL.com. Fritts moderates all League Press Conferences and also serves as a direct liaison between the national media and the public relations directors of all thirteen NLL teams. The White Township, New Jersey native is a 1997 graduate of the S.I. Newhouse School of Public Communications at Syracuse University. Fritts began his career as a journalist, reporting on news and sports at the ABC affiliate in Utica, New York.



Brian Lemon

VICE PRESIDENT OF LACROSSE OPERATIONS

Lemon is responsible for all aspects of game operations including the enforcement of league by-laws and regulations, the processing of player transactions, viewing all league games for overall game quality and disciplinary review, evaluating all referees and game officials, and serving as a member on the league's Competition Committee. A former NLL forward, Lemon played for the Baltimore Thunder, Detroit Turbos and Rochester Knighthawks during his eight year playing career.



Andrea Cannella

DIRECTOR OF TEAM SERVICES & EVENTS

Andrea Cannella is the assistant to NLL Commissioner Jim Jennings. Hired in February of 2005, her duties include managing league office schedules, projects, travel and event planning. Andrea is a native of Birmingham, Michigan and is a 2004 graduate of Syracuse University.

Scott Neiss

DIRECTOR OF OPERATIONS

Scott Neiss is the Director of Operations for the NLL. His duties include overseeing the keeping of all league and player statistics, assistant in the scheduling process, as well as maintaining the overall operations of the league's official website, NLL.com. Neiss is a native of Oceanside, New York and is currently pursuing his Masters degree at St. John's University.

Rich Tamberrino

DIRECTOR OF OFFICIALS

Risa Whipple is the Assistant to NLL Commissioner Jim Jennings. Her duties include managing league office schedules, projects, travel and all administrative activities inside the NLL office. A native of Montclair, New Jersey, Risa is a 2005 graduate of Skidmore College, where she played varsity lacrosse.



Risa Whipple

ASSISTANT TO THE COMMISSIONER

Risa Whipple is the Assistant to NLL Commissioner Jim Jennings. Her duties include managing league office schedules, projects, travel and all administrative activities inside the NLL office. A native of Montclair, New Jersey, Risa is a 2005 graduate of Skidmore College, where she played varsity lacrosse.

Introduction to the NLL

The National Lacrosse League Guide and Record Book profiles the League's history, and sets the scene for the 2008 season, the 22nd season of professional indoor lacrosse.

The league played its inaugural game in January of 1987, and was first known as the Eagle Pro Box Lacrosse League. In 1988, the name was changed to the Major Indoor Lacrosse League (MILL). The MILL became the National Lacrosse League (NLL) following the 1997 season. All of the statistics and records in this book encompass all 21 seasons of the league's existence. Therefore, a League Record is one that covers all three names and the league's entire 21-year history. A complete timeline of the major events in league history can be found in this book.

The National Lacrosse League plays indoor lacrosse. The game is a hybrid, combining parts of box lacrosse (played inside the confines of an ice hockey rink on a turf surface or concrete surface, more prevalent in Canada) with field lacrosse (played on an outdoor field, either on grass or turf, more prevalent in the United States).

Indoor lacrosse was designed to combine the most exciting elements of box and field lacrosse. The game is played inside the confines of an ice hockey rink, with glass and rink boards intact. The playing surface is artificial turf, which is placed directly over the arena's ice surface. Each team plays with five runners and a goaltender. The combination of the confined playing area and the physical play leads many fans to describe indoor lacrosse as "like hockey, on foot, with more scoring."

25 goals are scored in the average NLL game. Indoor lacrosse is similar to basketball in terms of its frequent scoring, use of a shot clock (30 seconds), and use of the over-and-back rule. When teams are on offense, they often spread the floor and pass the ball around in a manner similar to that of basketball.

The NLL game is also played in four quarters, each 15 minutes in length. Ties are settled in a 15 minute sudden-death overtime period. Additional overtime periods may take place as needed until a goal is scored, however, the longest overtime game in league history lasted only 11 minutes. There are no tie games and there are no points or credit awarded for an "overtime loss" in the NLL. The standings and team records are strictly Wins-Losses.

Each team plays a 16-game regular season schedule. The NLL schedule is structured in a similar fashion to that of the National Football League. All games are played on the weekends. The weekends of the schedule are numbered, #1-#18. Opening weekend of the season is Week #1.

As the League has grown, so has the schedule. Here is a look at schedule growth in recent League history:

1996	10-game schedule
1997	12-game schedule
2001	14-game schedule
2002	16-game schedule

The Champion's Cup Playoffs are single-game elimination. An explanation of the Playoff Format can be found on the next page.

2008 Divisions & Playoff Format

The 12 active member clubs are divided into two divisions.

East Division

Buffalo Bandits
Chicago Shamrox
Minnesota Swarm
New York Titans
Philadelphia Wings
Rochester Knighthawks
Toronto Rock

West Division

Calgary Roughnecks
Colorado Mammoth
Edmonton Rush
Portland LumberJax
San Jose Stealth

The following is the format for the NLL post-season. All playoff games are single elimination.

1. The top four teams in each division shall earn playoff berths. Each division champion faces the fourth place finisher from their division. The second place finisher in each division faces the third place finisher from their division in the Divisional Semifinals. Each game is hosted by the higher-seeded team.
2. In the Divisional Finals, the winner of the first vs. fourth place Divisional Semifinal game faces the winner of the second vs. third place Divisional Semifinal game in each division respectively. Each game is hosted by the higher-seeded team.
3. The Divisional Final winners shall meet in the Championship Game, (East vs. West) with the higher overall seed hosting the game.
4. In the event of a tiebreaker involving three or more clubs, divisional tiebreakers shall be first applied to break ties of clubs within the division. Overall tiebreakers shall then be applied between the top seeded club of each division. Tiebreakers will then be re-applied between the loser of that tiebreaker and the next seeded club with the same record.

Divisional Tiebreakers:

The following is the tie-breaking procedure for clubs having identical won-lost records at the conclusion of the regular season within their division, to determine the order of finish and seeding within the division:

- a) Head-to-head record during the regular season
- b) Win-loss against divisional opponents
- c) Win-loss record against common opponents played an equal number of times during the regular season.
- d) Goals for/goals against in head-to-head match-ups.
- e) Total goals for/goals against within Division
- f) Total goals for/goals against for the regular season.
- g) Coin toss

(Note: Only one club advances to the playoffs in any-tiebreaking step. Remaining tied clubs revert to the first step of the tiebreakers.)

Overall Tiebreakers:

The following is the tie-breaking procedure for clubs having identical won-lost records at the conclusion of the regular season within, to determine the order of finish and seeding:

- a) Head-to-head record during the regular season
- b) Win-loss record against common opponents played an equal number of times during the regular season.
- c) Goals for/goals against in head-to-head match-ups.
- d) Total goals for/goals against for the regular season.
- e) Coin toss

2008 Regular Season Schedule

<u>Week</u>	<u>Day</u>	<u>Date</u>	<u>Game</u>	<u>Time (Eastern)</u>
1	Sat	Dec. 29	Calgary at Colorado	9:00 PM
2	Sat	Jan. 5	Toronto at Chicago	8:00 PM
3	Fri	Jan. 11	Rochester at Buffalo	7:30 PM
			Minnesota at Toronto	7:30 PM
	Sat	Jan. 12	Chicago at Philadelphia	7:30 PM
			Buffalo at Rochester	7:35 PM
			Toronto at Minnesota	8:00 PM
			Edmonton at Colorado	9:00 PM
			San Jose at Calgary	9:30 PM
			New York at Portland	10:30 PM
4	Fri	Jan. 18	Rochester at Philadelphia	8:00 PM
	Sat	Jan. 19	New York at Buffalo	7:30 PM
			Toronto at Edmonton	9:30 PM
5	Thu	Jan. 24	Colorado at Portland	10:30 PM
	Fri	Jan. 25	Calgary at San Jose	10:30 PM
	Sat	Jan. 26	New York at Toronto	7:00 PM
			Buffalo at Philadelphia	7:30 PM
			Edmonton at Chicago	8:00 PM
			Minnesota at Rochester	8:05 PM
			San Jose at Colorado	9:00 PM
			Portland at Calgary	9:30 PM
6	Thu	Jan. 31	San Jose at New York	7:30 PM
	Sat	Feb. 2	Portland at Edmonton	9:30 PM
			Minnesota at San Jose	10:30 PM
7	Thu	Feb. 7	Portland at Colorado	9:00 PM
	Fri	Feb. 8	New York at Minnesota	8:00 PM
			Buffalo at Calgary	9:30 PM
	Sat	Feb. 9	Chicago at San Jose	4:00 PM
			Toronto at Rochester	7:35 PM
	Sun	Feb. 10	Buffalo at New York	12:30 PM
			Portland at Minnesota	4:00 PM

2008 Regular Season Schedule

<u>Week</u>	<u>Day</u>	<u>Date</u>	<u>Game</u>	<u>Time (Eastern)</u>
8	Fri	Feb. 15	Buffalo at Toronto	7:30 PM
			Philadelphia at Colorado	9:00 PM
	Sat	Feb. 16	Minnesota at Buffalo	7:30 PM
			Calgary at Rochester	7:35 PM
			New York at Chicago	8:00 PM
			Edmonton at Portland	6:00 PM
9	Fri	Feb. 22	Minnesota at Philadelphia	8:00 PM
			Calgary at Portland	10:30 PM
	Sat	Feb. 23	New York at Rochester	7:35 PM
			San Jose at Edmonton	9:30 PM
			Buffalo at Chicago	3:00 PM
	Sun	Feb. 24	Colorado at Calgary	3:00 PM
			New York at Philadelphia	8:00 PM
10	Fri	Feb. 29	New York at Philadelphia	8:00 PM
			Sat	Mar. 1
	Sat	Mar. 1	Philadelphia at Buffalo	7:30 PM
			Rochester at Chicago	8:00 PM
			Edmonton at Portland	10:30 PM
			Toronto at Philadelphia	1:00 PM
			Minnesota at Buffalo	7:30 PM
11	Sat	Mar. 8	San Jose at Colorado	9:00 PM
			Portland at Calgary	9:30 PM
			New York at Toronto	7:30 PM
			Chicago at Minnesota	8:00 PM
12	Fri	Mar. 14	San Jose at Philadelphia	8:00 PM
			Colorado at Calgary	9:30 PM
			Sat	Mar. 15
	Sun	Mar. 16	NLL All-Star Game at Edmonton	TBD
13	Thu	Mar. 20	Colorado at Portland	10:30 PM
	Fri	Mar. 21	Edmonton at Toronto	7:30 PM
	Sat	Mar. 22	Calgary at San Jose	3:00 PM
			Toronto at Buffalo	7:30 PM
			Philadelphia at New York	7:30 PM
			Chicago at Rochester	7:35 PM

2008 Regular Season Schedule

<u>Week</u>	<u>Day</u>	<u>Date</u>	<u>Game</u>	<u>Time</u>
		14 Sat	Mar. 29 Minnesota at Chicago	8:00 PM
			Philadelphia at Rochester	8:05 PM
			San Jose at Edmonton	9:30 PM
15	Thu	Apr. 3	Rochester at Colorado	9:00 PM
	Sat	Apr. 5	Rochester at Toronto	7:00 PM
			Colorado at Buffalo	7:30 PM
			Philadelphia at Chicago	8:00 PM
			New York at Minnesota	8:00 PM
			Calgary at Edmonton	9:30 PM
			San Jose at Portland	10:30 PM
	Sun	Apr. 6	Portland at San Jose	7:00 PM
16	Fri	Apr. 11	Philadelphia at Portland	10:30 PM
			Edmonton at San Jose	10:30 PM
	Sat	Apr. 12	Chicago at Toronto	7:00 PM
			Buffalo at Rochester	7:35 PM
			Philadelphia at Minnesota	8:00 PM
			Colorado at New York	8:00 PM
			Edmonton at Calgary	9:30 PM
17	Fri	Apr. 18	Chicago at New York	7:30 PM
			Edmonton at Colorado	9:00 PM
			Portland at San Jose	10:30 PM
	Sat	Apr. 19	Chicago at Buffalo	7:30 PM
			New York at Philadelphia	7:30 PM
			Rochester at Minnesota	8:00 PM
			Toronto at Calgary	9:30 PM
			Colorado at Edmonton	9:30 PM
18	Fri	Apr. 25	Chicago at Minnesota	8:00 PM
			Colorado at San Jose	10:30 PM
	Sat	Apr. 26	Philadelphia at Toronto	7:00 PM
			Portland at Buffalo	7:30 PM
			Rochester at New York	8:00 PM
			Minnesota at Chicago	8:00 PM
			Calgary at Edmonton	9:30 PM

2008 Post Season Schedule

Divisional Semi Finals

Fri-Sun 2-4 May East #4 at East #1
East #3 at East #2
West #4 at West #1
West #3 at West #2

Divisional Finals

Fri-Sun 9-11 May East Semi Finals winners, at higher remaining seed
West Semi Finals winners, at higher remaining seed

NLL Championship Game

TBD East Champion vs. West Champion

2008 All-Star Game



The 2008 National Lacrosse League All-Star Game will pit the East against the West at Rexall Place in Edmonton, Alberta at Rexall Place, on Sunday, March 16, 2008. The teams will be divided as follows:

East: Buffalo Bandits, Chicago Shamrox, Minnesota Swarm, New York Titans, Philadelphia Wings, Rochester Knighthawks, Toronto Rock

West: Calgary Roughnecks, Colorado Mammoth, Edmonton Rush, Portland LumberJax, San Jose Stealth

Players will be selected by a combination of fan ballots, media votes and selection by coaches and general managers. The fan balloting will take place through the league website, NLL.com.

All-Star Skills Competition

The All-Star Skills Competition takes place each year the weekend of the All-Star Game. In 2008, the Skills Competition will consist of the fastest shot competition, the accuracy competition, the agility competition and the trick-shot/freestyle competition.

Fastest Shot Winners:

2007: Josh Sims, Colorado (102 mph)
2006: John Grant, Rochester (100 mph)
2005: John Grant, Rochester (102 mph)
2004: Kaleb Toth, Calgary (99 mph)

Accuracy Winners:

2007: Geoff Snider, Philadelphia
2006: Gavin Prout, Colorado
2005: John Grant, Rochester
2004: John Tavares, Buffalo

Agility History:

2007: Steve Toll, Rochester
2006: Event not held
2005: Dan Dawson, Arizona
2004: Event not held

Freestyle History:

2007: Casey Powell, New York & Dan Dawson, Arizona
2006: Jonas Derks, Arizona
2005: Event not held
2004: Tom Marachek, Philadelphia



John Grant participating in the Freestyle Competition

All-Star Game History



March 10, 2007

The East Division defeated the West Division, 20-16, in front of 12,856 fans at Rose Garden in Portland, Oregon.

MVP: Mark Steenhuis, Buffalo (5 goals, 1 assist)



February 25, 2006

The West Division defeated the East Division, 14-13, in front of 15,924 fans at the Air Canada Centre in Toronto, Ontario.

MVP: Lewis Ratcliff, Calgary (4 goals)



February 26, 2005

The East Division defeated the West Division, 11-10, in front of 11,511 fans at Pengrowth Saddledome in Calgary, Alberta.

MVP: Tracey Kelusky, Calgary (1 goal, 3 assists)



February 22, 2004

The East Division defeated the West Division, 19-15, in front of 16,742 fans at Pepsi Center in Denver, Colorado.

MVP: Mark Steenhuis, Buffalo (5 goals)



April 21, 2002

The North defeated the South, 14-10, at Mohegan Sun Arena in Uncansville, Connecticut.

MVP: Steve Toll, Toronto (3 goals)



February 20, 1999

Team Canada defeated Team USA, 25-24, in front of 9,070 fans at Blue Cross Arena in Rochester, New York.

MVP: Paul Cantabene, Philadelphia (2 goals, 8 assists)



April 20, 1991

The National Division defeated the American Division 25-20, in front of 7,658 fans at the Spectrum in Philadelphia, PA.

MVP: Gary Gait, Detroit (5 goals, 3 assists)

NLL Officials

<u>Name</u>	<u>No.</u>	<u>Name</u>	<u>No.</u>
Steve Adamick	33	Todd Labranche	12
John Babbitt	56	Dan Lannon	14
John Bistowski	60	Todd Lorenz	20
David Berman	3	Rick Lum	39
Tom Carr	31	Scott MacDonald	67
Roy Condon	4	Scott Malloy	22
Chet Couture	2	Steve Miller	19
Bruce Crawford	5	Sean Murphy	66
Ron Crosato	29	Roger Nurse	71
Jeff Dolan	17	Greg Pepper	51
J. D. Doyle	45	Brent Ranieri	49
Kevin Forrester	62	Gerry Rasch	52
Bill Fox	6	Matt Robinson	72
Mark Gardonio	27	David Seidman	18
Rob Gross	63	Grant Spies	7
Jeffrey Howes	64	Tom Sutton	16
Joseph Jastrzemski	23	Mark Trinaistich	25
Bill Jenkins	35	Jim Weingarten	70
Bill Johansen	47	Ty Wilkinson	59
Tim Kelly	58	Daron Yates	73
Paul Kunzel	34		



#16 - Tom Sutton

Lacrosse Talk

Assist - Awarded to the player or players (maximum of two) who touched the ball prior to the goal, provided no defender plays or possesses the ball in between.

Body Check - Slowing or stopping an opponent in possession of the ball. The check must be above the waist and below the shoulders.

Breakaway - One-on-one scoring opportunity with the offensive player and the goaltender.

Cradling (the ball) - The back and forward motion of the stick with the ball in the pocket. The cradling keeps the ball inside the pocket, making it difficult for the defender to dislodge or take it away.

Crease - Nine-foot radius area which surrounds the goals at each end of the playing surface. A goal is disallowed if a player scores while standing inside this area or steps on the line that defines the crease.

Cross Check - Using the shaft of the stick between his hands, the defensive player tries to push on the opponent's arm forcing a poor pass or shot.

Face-Off - At the start of the game, any quarter of play, and after a goal is scored, the ball is placed in the center circle and two opposing players face each other in a scrum of possession.

Goal - Awarded to the last player on the scoring club to touch the ball prior to the ball entering the net.

Hidden Ball Play - A player without the ball starts to cradle his stick drawing the attention of the defense while another teammate candidly passes the ball or shoots on net.

Loose Ball - There is no possession and the ball is bouncing, rolling or rebound off the boards or goaltender. Loose balls are also sometimes referred to as ground balls.

Major Penalty - Five minutes in length. Penalty time expires on the scoring of two goals, but penalized player must remain in penalty box for full five minutes.

Man Down - A team is considered this, or short-handed, when they must send out a four- or three-man unit as a result of having one or two of their players in the penalty box.

Minor Penalty - Two minutes in length. Penalty expires upon the scoring of a goal; penalized player returns to floor.

Offensive Screen - Legal action by an attacking player to impede the defensive coverage of a defender on an attacking player "without" possession of the ball.

Outlet Pass - The first pass from the goaltender that begins the transition from defense to offense.

Penalty Box - Off-field area, near midfield, where players serve penalty time.

Pick - Legal interference by an offensive player from a set position on a defensive player who is playing defense on the ball carrier. If two players execute the pick, it is referred to as a double pick.

Lacrosse Talk

Power Play - When a team has a(n extra) man advantage because of a penalty situation against the opposing team. Power plays can take the form of five-on-four, five-on-three, or four-on-three. Following are some examples of what is and is not considered a power-play goal:

- If a club has an advantage on a minor penalty starting at 2:02 of the quarter and it scores at 4:02, the goal is *not* a power-play goal.
- If a club scores on a delayed penalty, the goal is *not* a power-play goal.
- If a club has an advantage due to a five-minute major penalty, that club is always credited with having one more advantage than the number of power-play goals it scores during that advantage; because the penalty does not expire, a new advantage begins after such a power-play goal. For example, if Team A scores one goal during a major penalty, it is credited with two advantages.
- If a club is on a power play for any length of time, it is considered to have had an advantage.
- A double minor constitutes two opportunities.

Screen Shot - A shot on goal that is difficult for the goaltender to see because of the high amount of player traffic in front of the crease area.

Short-Handed Goal - scored by a club while it is at a manpower disadvantage due to a penalty.


Shot On Goal - if a player shoots the ball with the intention of scoring and if that shot would have gone in the net had the goaltender not stopped it, the shot is recorded as a shot "on goal". Shots which hit either of the goalposts or the crossbar are also credited as a shot on goal.

Technical Penalty - Result in loss of possession of the ball. Minor violation; no time penalty.

Tenths Of A Second - if a penalty or goal occurs in the last minute of a quarter, the time is rounded off to the previous second (i.e. - if a penalty is called with 14.6 seconds left in the quarter, the time is indicated as 14:45, and not 14:46).

Buffalo Bandits

HSBC Arena
One Seymour H. Knox III Plaza
Buffalo, NY 14203
p. (716) 855-4100
f. (716) 855-4110
www.bandits.com



CLUB DIRECTORY



B. Thomas Golisano
Owner



Dan Dipofi
Governor



Dave Zygaj
Alternate Governor &
Director of Lacrosse
Operations

Darris Kilgour – General Manager / Head Coach
Ron Henry – Assistant Coach
Derek Graham – Assistant Coach
Jeff Dowling – Assistant Coach
Ashley Scanlon – Director of Public Relations

TEAM INFORMATION

Home Arena/Seating Capacity.....HSBC Arena/18,690
NLL Team Established1991
Team ColorsBlack, Orange, White & Purple

2007 SEASON REVIEW

Regular Season Record10-6
Home/Road Record6-2/4-4
Regular Season Average Home Attendance.....15,041

Buffalo Bandits



John Tavares is the league's all-time leading scorer. The 39-year-old forward led the Bandits with 42 goals in 2007.

2008 SCHEDULE

<u>Date</u>	<u>Opponent</u>	<u>Time (Eastern)</u>
Fri, Jan 11	ROCHESTER	7:30 PM
Sat, Jan 12	at Rochester	7:35 PM
Sat, Jan 19	NEW YORK	7:30 PM
Sat, Jan 26	at Philadelphia	7:30 PM
Fri, Feb 8	at Calgary	9:30 PM
Sun, Feb 10	at New York	12:30 PM
Fri, Feb 15	at Toronto	7:30 PM
Sat, Feb 16	MINNESOTA	7:30 PM
Sun, Feb 24	at Chicago	3:00 PM
Sat, Mar 1	PHILADELPHIA	7:30 PM
Sat, Mar 8	MINNESOTA	7:30 PM
Sat, Mar 22	TORONTO	7:30 PM
Sat, Apr 5	COLORADO	7:30 PM
Sat, Apr 12	at Rochester	7:35 PM
Sat, Apr 19	CHICAGO	7:30 PM
Sat, Apr 26	PORTLAND	7:30 PM

Buffalo Bandits

2007 REGULAR SEASON RESULTS

<u>Date</u>	<u>Opponent</u>	<u>W-L</u>	<u>Score</u>
Sat. Dec. 30	at Portland	L	11-10 (OT)
Fri. Jan. 12	New York	W	16-14
Sat. Jan. 13	at Colorado	L	11-10 (OT)
Sat. Jan. 20	Minnesota	W	22-13
Fri. Feb. 2	Toronto	L	14-10
Sat. Feb. 3	at Toronto	L	13-8
Sun. Feb. 11	at Chicago	W	12-11
Sat. Feb. 17	at Philadelphia	W	12-8
Sat. Feb. 24	Philadelphia	w	13-12
Sun. Mar. 4	at Minnesota	W	16-15
Sat. Mar. 17	at New York	W	11-8
Sat. Mar. 24	Colorado	W	19-15
Sat. Mar. 31	Chicago	W	15-10
Sat. Apr. 7	Arizona	W	15-5
Fri. Apr. 13	Rochester	L	14-10
Sat. Apr. 14	at Rochester	L	14-8

2007 PLAYOFFS

East Divisional Semifinal

<u>Date</u>	<u>Opponent</u>	<u>W-L</u>	<u>Score</u>
Sun. Apr. 22	at Minnesota	W	14-8

East Divisional Final

<u>Date</u>	<u>Opponent</u>	<u>W-L</u>	<u>Score</u>
Fri. Apr. 27	Rochester	L	14-13 (OT)

2007 REGULAR SEASON STATISTICAL RANKING

	<u>Total</u>	<u>Rank</u>	<u>Average</u>
Goals For:	207	4th	12.93
Goals Against:	188	6th	11.75
Shots On Goal:	767	11th	47.94
Penalty Minutes:	381	8th	23.81

	<u>Pct.</u>	<u>Rank</u>
Power Play:	52.00	2nd
Penalty Killing:	57.85	4th
Face-Offs Won:	41.18	11th

Buffalo Bandits

2007 REGULAR SEASON STATISTICS

<u>##</u>	<u>NAME</u>	<u>GP</u>	<u>G</u>	<u>A</u>	<u>PTS</u>	<u>SH</u>	<u>SOG</u>	<u>GWGPPG</u>	<u>SHG</u>	<u>LB</u>	<u>FW</u>	<u>FA</u>	<u>PIM</u>	
11	John Tavares	15	42	61	103	161	124	5	9	2	77	0	0	6
51	Kevin Dostie	16	29	33	62	157	112	3	4	1	96	2	2	15
9	Mark Steenhuis	15	25	24	49	122	92	0	4	1	108	2	14	4
99	Delby Powless	15	21	22	43	93	68	1	11	0	50	9	21	4
15	Dan Teat	16	20	30	50	113	94	1	8	0	64	0	0	14
72	Cory Bomberry	15	16	33	49	85	58	0	9	0	46	94	171	13
26	Brett Bucktooth	11	12	14	26	69	46	0	1	1	57	19	48	14
81	Roger Vyse	12	12	12	24	77	53	0	2	0	46	0	0	0
54	Jason Crosbie	12	11	14	25	61	44	0	2	0	53	57	145	8
10	Pat McCready	13	5	18	23	33	22	0	0	0	126	0	2	25
16	Rich Kilgour	13	4	8	12	6	5	0	0	0	34	6	53	10
17	Kyle Laverty	15	4	6	10	9	8	0	1	0	81	0	0	66
19	Brendon Thenhaus	4	2	2	4	14	12	0	1	1	12	0	0	2
18	Phil Sanderson	6	2	2	4	5	5	0	0	0	35	0	1	0
5	Clay Hill	16	1	7	8	13	11	0	0	0	60	0	0	4
27	Kyle Couling	16	1	3	4	6	4	0	0	0	77	0	0	26
3	Billy Dee Smith	14	0	8	8	4	4	0	0	0	40	0	1	29
6	Chris White	15	0	5	5	3	3	0	0	0	39	0	1	51
30	Steve Dietrich	14	0	5	5	0	0	0	0	0	3	0	0	0
66	Mike Thompson	16	0	2	2	0	0	0	0	0	7	0	0	0
21	Daryl Seymour	7	0	1	1	1	0	0	0	0	6	0	0	4
2	Troy Bonterre	8	0	0	0	1	1	0	0	0	10	0	0	54
86	Daniel Sams	2	0	0	0	0	0	0	0	0	0	0	0	0
X	Tony Henderson	1	0	0	0	1	1	0	0	0	7	0	0	0
X	Tony Sorci	1	0	0	0	0	0	0	0	0	2	0	0	0
TOTALS:		16	207	310	517	1034	767	10	52	6	1136	189	459	381

<u>##</u>	<u>NAME</u>	<u>GP</u>	<u>MINUTES</u>	<u>GA</u>	<u>GA AVG</u>	<u>SAVES</u>	<u>PCT</u>	<u>W</u>	<u>L</u>
30	Steve Dietrich	14	431:22	83	11.54	290	0.777	5	2
66	Mike Thompson	16	511:39	103	12.08	324	0.759	5	4
86	Daniel Sams	2	15:00	2	8	7	0.778	0	0
TOTALS:		16	--	188	11.75	621	0.768	10	6

Buffalo Bandits

ALL-TIME DRAFT CHOICES

2007 Entry Draft

<u>Rd</u> (overall)	<u>Player Chosen</u>	<u>From</u>
3. (39)	Chris Lalonde	Wallaceburg, ON
5. (65)	Jon Mason	Roanoke College
5. (67)	Brent Wiotowicz	Hamilton, ON

2007 Dispersal Draft

<u>Rd</u> (overall)	<u>Player Chosen</u>
1. (10)	Craig Conn
2. (15)	Brian Crosswell
3. (34)	Joe Smith

2006 Entry Draft

<u>Rd</u> (overall)	<u>Player Chosen</u>	<u>From</u>
1. (3)	Brett Bucktooth	Syracuse University
2. (18)	Joe Walters	University of Maryland
2. (24)	Jay Thorimbert	Niagara, ON
3. (37)	Brendon Thenhaus	Oakville, ON
4. (47)	Brent Miller	Niagara, ON
4. (50)	Nolan Godfrey	Merrimack College
6. (76)	Daniel Sams	Peterborough, ON

2005 Entry Draft

<u>Rd</u> (overall)	<u>Player Chosen</u>	<u>From</u>
1. (10)	Jeff Shattler	Brampton, ON
2. (12)	Roger Vyse	Limestone College
2. (21)	Mike Poulin	Orangeville, ON
4. (42)	Ian Llord	St. Catharines, ON
5. (53)	Kyle Schmelze	Niagara, ON
6. (65)	Gene Tundo Jr.	University of Massachusetts

2004 Entry Draft

<u>Rd</u> (overall)	<u>Player Chosen</u>	<u>From</u>
1 (1)	Delby Powless	Rutgers University
3 (21)	Jamie Rooney	Elora, ON
4 (41)	Regy Van Velzen	Spartan, ON
4 (43)	Chris Passavia	University of Maryland
5 (53)	Mike Weadick	Elora, ON
6 (64)	Brian Meyers	Towson Univeristy

2004 Vancouver Dispersal Draft

<u>Rd</u> (overall)	<u>Player Chosen</u>
1 (9)	Curt Malawsky

Buffalo Bandits

ALL-TIME DRAFT CHOICES

2003 Entry Draft

<u>Rd</u> (overall)	<u>Player Chosen</u>	<u>From</u>
1 (6)	A.J. Shannon	University of Virginia
4 (36)	Adam Doneger	Johns Hopkins University
5 (46)	Scott Gillingham	Mississauga, ON
6 (56)	David Brown	Toronto, ON
7 (66)	Nathan Russell	New Westminster, BC
8 (77)	Jon Ianucci	Coquitlam, BC

2003 Ottawa Dispersal Draft

<u>Rd</u> (overall)	<u>Player Chosen</u>
1 (9)	Jason Clark
2 (20)	Marc Landriault
3 (31)	Mike Hamilton

2002 Entry Draft

<u>Rd</u> (overall)	<u>Player</u>	<u>From</u>
1 (3)	Billy Dee Smith	Mercyhurst College
4 (43)	Mike Longboat	St. Catharines, ON
4 (45)	Tyler Harris	Clarington, ON
5 (55)	Louis Alfred	Kahanwake, ON
7 (79)	Vincent Crawford	Whitby, ON
8 (91)	Francis Dostie	Brampton, ON
9 (103)	Craig Sleeman	Nazareth College

2001 Entry Draft

<u>Rd</u> (overall)	<u>Player</u>	<u>From</u>
2 (18)	Brad Self	Peterborough, ON
3 (27)	Bryan Sanchez	Middlebury College
5 (61)	Milan Gajic	Burnaby, BC
6 (74)	Dan Bowman	St. Catharines, ON
7 (87)	Randy McNeil	St. Joseph's
8 (100)	Al Terilli	Nazareth College
9 (113)	Jeff Hochalter	Burlington, ON

2000 Draft

<u>Rd</u> (overall)	<u>Player</u>	<u>From</u>
1 (2)	Ryan Powell	Syracuse University
2 (13)	Ryan Curtis	University of Virginia
2 (15)	Patrick Merrill	Orangeville, ON
3 (20)	Joe Ceglia	Syracuse University
5 (43)	Tim Byrnes	Syracuse University
6 (52)	Drew McKnight	University of Virginia
7 (61)	T.J. Durnan	Duke University
8 (65)	Jake Coon	Nazareth College
8 (70)	Jared Flood	Duke University
9 (79)	Kevin Kelley	Syracuse University

Buffalo Bandits

ALL-TIME DRAFT CHOICES

1999 Draft

<u>Rd</u>	<u>Player</u>	<u>From</u>
2	Todd Richard	University of Hartford
2	Pat Maddalena	Burlington, ON
3	Trent Hill	Six Nations, ON
3	Adam Pascal	Middlebury College
3	Steve Evans	Peterborough, ON
4	Scott Self	Peterborough, ON
5	Sean Holmes	Mississauga, ON
6	Scott Hochstadt	University of Maryland
7	Mario Lopez	University of Massachusetts
7	Josh Black	St. Catharines, ON
8	Marcus Mayus	Pace University
9	Tyler Francey	Whitby, ON

1998 Draft

<u>Rd</u>	<u>Player</u>	<u>From</u>
1	Matt Disher	New Westminster, BC
2	John Fay	Duke University
3	Ryan McDermott	Nazareth College
4	D'Arcy Sweet	Butler University
5	Rich Schwanke	Hobart College
5	John Lipinski	St. Catharines, ON
6	Andy Ogilvie	Coquitlam, BC
7	Jamie Bowen	North Shore, BC
8	Tim Bomberry	Six Nations, ON
9	Scott Komer	Burlington, ON

1997 Draft

<u>Rd</u>	<u>Player</u>	<u>From</u>
1	Casey Zaph	Peterborough, ON
1	Marty O'Brien	Whitby, ON
2	Bob Henry	Six Nations, ON
3	Gary Scott	Orangeville, ON
4	Clay Squire	Six Nations, ON
5	Sean Howe	St. Catharines, ON
6	Cort Knodel	Canisius College
7	Chris Clark	Michigan State University
8	Chris Levis	Six Nations, ON
9	Jeff Hanson	Burnaby, BC

Buffalo Bandits

ALL-TIME DRAFT CHOICES

1996 Draft

<u>Rd</u>	<u>Player</u>	<u>From</u>
1	Mike Murray	Brampton, ON
2	Rusty Kruger	Orangeville, ON
3	Gary Scott	Orangeville, ON
4	Jim Rankin	Orangeville, ON
5	Ryan Sanderson	Rochester Institute of Technology

1995 Draft

<u>Rd</u>	<u>Player</u>	<u>From</u>
1	Jason Luke	St. Catharines, ON
2	Shaydon Santos	Brock University
3	John Grant, Jr.	Peterborough, ON
4	Tracey Kelusky	Peterborough, ON
5	Brian Beisel	Brampton, ON

1994 Draft

<u>Rd</u>	<u>Player</u>	<u>From</u>
1	Rodd Squire	Six Nations, ON
2	Grant Johnston	Brock University
3	Travis Kilgour	St. Catharines, ON
3	Jamie Batley	UMBC
4	Mike Hasen	Brock University
5	Kevin Haynes	Loyola

1993 Draft

<u>Rd</u>	<u>Player</u>	<u>From</u>
1	Gil Nieuwendyk	Barrie, ON
2	Andy Shaughnessy	Sir Sanford Fleming
3	Tyson Leies	Victoria, BC
4	Jeff Hardill	Peterborough, ON
5	Jamie Grimoldby	Georgian College

Buffalo Bandits

ALL-TIME DRAFT CHOICES

1992 Draft

<u>Rd</u>	<u>Player</u>	<u>From</u>
1	Tom Marechek	Syracuse University
2	Troy Cordingley	Lakehead University
3	Miles General	Six Nations, ON
4	Randy Mearns	Canisius College
5	Marty Calder	Brock University

1991 Draft

<u>Rd</u>	<u>Player</u>	<u>From</u>
1	Darris Kilgour	Nazareth College
2	John Zulberti	Syracuse University
3	Jacob Lazore	Nazareth College
4	Darren Mutch	Niagara, ON
5	Ross Cowie	Brock University

Buffalo Bandits

ALL-TIME REGULAR SEASON RECORD VS. OTHER TEAMS

	Home			Away			Overall		
	<u>GP</u>	<u>W</u>	<u>L</u>	<u>GP</u>	<u>W</u>	<u>L</u>	<u>GP</u>	<u>W</u>	<u>L</u>
Arizona	2	2	0	1	1	0	3	3	0
(as Columbus)	3	3	0	3	3	0	6	6	0
Calgary	1	1	0	3	2	1	4	3	1
Chicago	1	1	0	1	1	0	2	2	0
Colorado	2	2	0	2	0	2	4	2	2
(as Wash.)	2	1	1	2	2	0	4	3	1
(as Pittsburgh)	0	0	0	1	0	1	1	0	1
(as Baltimore)	8	6	2	5	4	1	13	10	3
Edmonton	0	0	0	0	0	0	0	0	0
Minnesota	4	3	1	4	4	0	8	7	1
New York	1	1	0	1	1	0	2	2	0
Philadelphia	19	11	8	16	7	9	35	18	17
Portland	1	1	0	1	0	1	2	1	1
Rochester	14	7	7	16	4	12	29	11	19
San Jose	1	1	0	1	1	0	2	2	0
(as Albany)	4	3	1	4	3	1	8	6	2
Toronto	12	2	10	8	4	4	20	6	14
(as Ontario)	1	1	0	1	0	1	2	1	1

ALL-TIME PLAYOFF RECORD VS. OTHER TEAMS

	Home			Away			Overall		
	<u>GP</u>	<u>W</u>	<u>L</u>	<u>GP</u>	<u>W</u>	<u>L</u>	<u>GP</u>	<u>W</u>	<u>L</u>
Calgary	1	1	0	1	0	1	2	1	1
Colorado	1	0	1	0	0	0	1	0	1
Minnesota	2	2	0	0	0	0	2	2	0
New York	1	1	0	0	0	0	1	1	0
Philadelphia	4	2	2	2	1	1	6	3	3
Rochester	5	2	3	3	1	2	8	3	5
Toronto	0	0	0	1	1	0	1	1	0

Buffalo Bandits

SINGLE SEASON LEADERS

<u>Goals</u>			<u>Penalty Minutes</u>		
John Tavares	51	2001	Kyle Laverty	66	2007
John Tavares	49	2003	Kyle Laverty	63	2004
John Tavares	49	2004	Billy Dee Smith	60	2005
Shawn Williams	46	2001	Andy Ogilvie	59	2000
John Tavares	43	2005	Andy Ogilvie	56	2003
John Tavares	42	2007	Billy Dee Smith	56	2004
John Tavares	42	2002	Tom Phair	58	1997
John Tavares	41	1996	Drew Candy	54	2004
Darris Kilgour	37	1998	Troy Bontere	54	2007
John Tavares	37	1997	Tom Phair	53	1996

<u>Assists</u>			<u>Face-Offs Won</u>		
John Tavares	64	2001	Cory Bomberry	142	2006
John Tavares	61	2007	Craig Stevenson	121	2000
John Tavares	59	2005	Rob Kirkby	116	2001
John Tavares	58	2003	Rob Kirkby	109	2002
John Tavares	53	2006	Mike Accursi	102	2003
John Tavares	49	2000	Brian Silcott	98	1999
Derek Malawsky	47	2001	Cory Bomberry	94	2007
John Tavares	46	2002	Rich Kilgour	89	2003
John Tavares	44	2004	Tom Phair	82	1996
John Tavares	40	1996	Brian Silcott	78	1994

<u>Points</u>			<u>Saves</u>		
John Tavares	115	2001	Steve Dietrich	586	2002
John Tavares	107	2003	Steve Dietrich	568	2006
John Tavares	103	2007	Steve Dietrich	511	2005
John Tavares	102	2005	Steve Dietrich	480	2003
John Tavares	93	2004	Matt Disher	381	2000
John Tavares	88	2002			
John Tavares	85	2006			
John Tavares	83	2000			
John Tavares	81	1996			
Shawn Williams	77	2001			

<u>Loose Balls</u>			<u>Save Percentage</u>		
Pat McCready	173	2002	Steve Dietrich	80.8	2006
Pat McCready	166	2004	Steve Dietrich	78.9	2005
Steve Dietrich	165	2003	Daniel Sams	77.8	2007
Steve Dietrich	156	2002	Steve Dietrich	77.7	2007
John Tavares	155	2003	Steve Dietrich	77.5	2004
Pat McCready	154	2006			
John Tavares	145	2002			
Mark Steenhuis	144	2006			
Mark Steenhuis	141	2005			
Jim Veltman	130	1994			

Buffalo Bandits

ALL-TIME FRANCHISE LEADERS

<u>Games Played</u>		<u>Points</u>		<u>Face-Offs Won</u>	
John Tavares	179	John Tavares	1,136	Rich Kilgour	358
Rich Kilgour	166	Rich Kilgour	298	Mike Accursi	323
Kyle Couling	97	Mike Accursi	257	Darris Kilgour	255
Mike Accursi	73	Darris Kilgour	255	Cory Bomberry	236
Steve Dietrich	73	Troy Cordingley	233	Rob Kirkby	225
Pat McCready	65	Mark Steenhuis	196	Tom Phair	179
Darris Kilgour	62	Jim Veltman	168	Brian Silcott	176
Mark Steenhuis	62	Jason Crosbie	162	Kevin Alexander	137
Troy Cordingley	61	Pat McCready	144	Jason Crosbie	130
Chris Langdale	54	Jonas Derks	138	Randy Fraser	112

<u>Goals</u>		<u>Loose Balls</u>		<u>Saves</u>	
John Tavares	549	John Tavares	1,695	Steve Dietrich	2,748
Mike Accursi	146	Pat McCready	814	Ross Cowie	1,128
Darris Kilgour	128	Rich Kilgour	776	Pat O'Toole	681
Mark Steenhuis	111	Mark Steenhuis	650	Matt Disher	638
Troy Cordingley	96	Jim Veltman	559	Bill Gerrie	525
Rich Kilgour	89	Kyle Couling	515	Derek General	433
Jonas Derks	71	Mike Accursi	441	Marty O'Neill	348
Jason Crosbie	70	Steve Dietrich	391	Mike Thompson	324
Shawn Williams	67	Darris Kilgour	368	Phil Wetherup	318
Pat Maddalena	58	Andy Ogilvie	334	Derek Collins	122

<u>Assists</u>		<u>Penalty Minutes</u>	
John Tavares	587	John Tavares	267
Rich Kilgour	209	Darris Kilgour	257
Troy Cordingley	137	Rich Kilgour	240
Darris Kilgour	127	Billy Dee Smith	236
Jim Veltman	113	Andy Ogilvie	235
Mike Accursi	111	Kyle Laverty	226
Jason Crosbie	92	Kyle Couling	201
Pat McCready	90	Pat McCready	183
Mark Steenhuis	85	Tom Phair	151
Derek Malawsky	80	Chris White	119

Calgary Roughnecks

206-11th Avenue SE, Suite 1
Calgary, Alberta T2G 0X8
p. (403) 294-9244
f. (403) 206-4888
www.calgaryroughnecks.com



CLUB DIRECTORY



Brad Banister
Owner, Governor
& President



Kurt Silcott
General Manager,
Vice President &
Alternate Governor

Scott Smith – Co-Owner
Troy Cordingley – Head Coach
Terry Sanderson – Assistant Coach
Dave Pym – Assistant Coach
Mitch Redshaw – Director of Lacrosse Operations
Bob Poole – Director of Marketing
Debbie Leek – Ticket Operations Manager
Brian Wilson – Director of Corporate Sales

TEAM INFORMATION

Home Arena/Seating Capacity.....Pengrowth Saddledome/19,289
NLL Team Established2001
Team ColorsRed, White, Gray & Black

2007 SEASON REVIEW

Regular Season Record9-7
Home/Road Record4-4/5-3
Regular Season Average Attendance12,707

Calgary Roughnecks



Defenseman Andrew McBride will play his sixth season with the Roughnecks in 2008.

2008 SCHEDULE

<u>Date</u>	<u>Opponent</u>	<u>Time (Mountain)</u>
Sat, Dec 29	at Colorado	7:00 PM
Sat, Jan 12	SAN JOSE	7:30 PM
Fri, Jan 25	at San Jose	8:30 PM
Sat, Jan 26	PORTLAND	7:30 PM
Fri, Feb 8	BUFFALO	7:30 PM
Sat, Feb 16	at Rochester	5:35 PM
Fri, Feb 22	at Portland	8:30 PM
Sun, Feb 24	COLORADO	1:00 PM
Sat, Mar 1	at Toronto	5:00 PM
Sat, Mar 8	PORTLAND	7:30 PM
Fri, Mar 14	COLORADO	7:30 PM
Sat, Mar 22	at San Jose	1:00 PM
Sat, Apr 5	at Edmonton	7:30 PM
Sat, Apr 12	EDMONTON	7:30 PM
Sat, Apr 19	TORONTO	7:30 PM
Sat, Apr 26	at Edmonton	7:30 PM

Calgary Roughnecks

2007 REGULAR SEASON RESULTS

<u>Date</u>	<u>Opponent</u>	<u>W-L</u>	<u>Score</u>
Fri. Jan. 12	San Jose	L	17-16 (OT)
Sat. Jan. 13	at Edmonton	W	13-12
Sat. Jan. 20	Colorado	W	17-13
Sat. Jan. 27	Minnesota	W	15-14
Sat. Feb. 3	at San Jose	W	15-11
Sat. Feb. 10	Philadelphia	L	10-7
Sun. Feb. 18	at Colorado	L	15-12
Fri. Feb. 23	Toronto	L	12-9
Sat. Feb. 24	at Toronto	W	17-13
Fri. Mar. 16	at Arizona	L	14-10
Sat. Mar. 24	Arizona	W	14-12
Fri. Mar. 30	at Portland	L	13-12
Sat. Mar. 31	Portland	W	21-11
Fri. Apr. 6	Edmonton	L	13-12
Fri. Apr. 13	at Arizona	W	12-11
Sat. Apr. 14	at Edmonton	W	17-11

2007 PLAYOFFS

West Division Final

<u>Date</u>	<u>Opponent</u>	<u>W-L</u>	<u>Score</u>
Sat. Apr. 21	at Arizona	L	13-9

2007 REGULAR SEASON STATISTICAL RANKING

	<u>Total</u>	<u>Rank</u>	<u>Average</u>
Goals For:	219	2nd	13.69
Goals Against:	202	11th	12.63
Shots On Goal:	829	6th	51.81
Penalty Minutes:	397	11th	24.81

	<u>Pct.</u>	<u>Rank</u>
Power Play:	47.93	4th
Penalty Killing:	57.48	5th
Face-Offs Won:	56.06	3rd

Calgary Roughnecks

2007 REGULAR SEASON STATISTICS

<u>##</u>	<u>NAME</u>	<u>GP</u>	<u>G</u>	<u>A</u>	<u>PTS</u>	<u>SH</u>	<u>SOG</u>	<u>GWGPPG</u>	<u>SHG</u>	<u>LB</u>	<u>FW</u>	<u>FA</u>	<u>PIM</u>	
42	Lewis Ratcliff	16	50	54	104	272	203	1	17	3	98	0	0	6
17	Tracey Kelusky	16	35	53	88	211	148	1	12	3	95	0	0	0
9	Kaleb Toth	16	28	47	75	146	112	3	7	1	53	0	1	24
71	Scott Ranger	16	24	19	43	105	79	1	8	0	65	0	0	15
77	Jeff Shattler	16	16	21	37	74	62	0	6	0	114	0	0	10
40	Nolan Heavenor	16	15	18	33	54	42	1	5	0	64	55	122	18
84	Kerry Susheski	12	12	10	22	48	42	0	1	3	38	0	0	48
19	Kyle Goundrey	15	11	28	39	47	36	0	1	0	59	0	0	23
14	Jeff Moleski	15	9	10	19	41	31	0	1	5	108	1	1	12
4	Devan Wray	16	5	14	19	13	10	2	0	2	94	215	361	15
44	Taylor Wray	16	5	9	14	26	15	0	0	0	119	0	0	45
85	Shawn Cable	10	4	10	14	30	19	0	0	0	34	0	0	4
37	Andrew McBride	16	3	12	15	17	12	0	0	1	68	0	0	32
74	Jesse Phillips	11	1	8	9	14	11	0	0	0	48	0	0	16
11	Ryan McNish	14	1	5	6	7	4	0	0	0	40	2	2	31
20	Andy Ogilvie	6	0	7	7	1	1	0	0	0	28	0	0	29
60	Ryan Avery	16	0	5	5	0	0	0	0	0	10	0	0	0
26	Craig Gelsvik	16	0	3	3	1	0	0	0	0	45	0	0	36
41	Andrew Leyshon	16	0	3	3	0	0	0	0	0	18	0	0	2
34	Luke Hinton	10	0	0	0	0	0	0	0	0	7	0	0	13
7	Tyler Francey	1	0	0	0	0	0	0	0	0	6	0	0	0
24	Scott Anderson	2	0	0	0	4	2	0	0	0	0	0	0	4
	TOTALS:	16	219	336	555	1111	829	9	58	18	1211	273	487	397

<u>##</u>	<u>NAME</u>	<u>GP</u>	<u>MINUTES</u>	<u>GA</u>	<u>GA AVG</u>	<u>SAVES</u>	<u>PCT</u>	<u>W</u>	<u>L</u>
30	Ryan Avery	16	231:09	41	10.64	147	.782	4	0
41	Andrew Leyshon	16	737:30	161	13.10	451	.737	5	7
	TOTALS:	16	--	202	12.63	598	.748	9	7

Calgary Roughnecks

ALL-TIME DRAFT CHOICES

2007 Entry Draft

<u>Rd</u> (overall)	<u>Player Chosen</u>	<u>From</u>
1. (4)	Dane Dobbie	Burnaby, BC
1. (10)	Peter McFetridge	Burnaby, BC
2. (22)	Jamie Lincoln*	Burnaby, BC
3. (38)	Scott DeFrancesco	Mississauga, ON
4. (52)	John McClure*	Brampton, ON
5. (66)	Geoff Rainsford	Calgary, AB
6. (80)	Kyle Morwick	Victoria, BC

2007 Dispersal Draft

<u>Rd</u> (overall)	<u>Player Chosen</u>
1. (9)	Pat Campbell
2. (16)	Bruce Codd
3. (33)	Greg Hinman

2006 Entry Draft

<u>Rd</u> (overall)	<u>Player Chosen</u>	<u>From</u>
1. (9)	Kyle Wailes	Brown University
2. (14)	Luke Hinton	Victoria, BC
5. (60)	Jordan Sealock	Calgary, AB

2005 Entry Draft

<u>Rd</u> (overall)	<u>Player Chosen</u>	<u>From</u>
2. (18)	Callum Crawford	Dowling College
2. (20)	Andy Secore	Six Nations, ON
4. (34)	Ryan Tasker	Surrey, BC
4. (40)	Brett Christensen	Calgary, AB
5. (51)	Andrew Kirkadly	Calgary, AB
6. (63)	Paddy Corrigan	Burnaby, BC

2005 Anaheim Dispersal Draft

<u>Rd</u> (overall)	<u>Player Chosen</u>
1 (7)	Matt King

2004 Entry Draft

<u>Rd</u> (overall)	<u>Player Chosen</u>	<u>From</u>
1 (9)	Matt Morehouse	Surrey, BC
2 (15)	Ryan Sharp	Whitby, ON
2 (19)	Jeff Callard	Surrey, BC
5 (54)	Josh Broderick	Calgary, AB
6 (64)	Gary Roberts	

Calgary Roughnecks

ALL-TIME DRAFT CHOICES

2004 Vancouver Dispersal Draft

<u>Rd</u> (overall)	<u>Player Chosen</u>
1 (10)	Pick Forfeited (Signed Unrestricted Free Agent Andy Ogilvie)
2 (20)	Rob Williams

2003 Entry Draft

<u>Rd</u> (overall)	<u>Player Chosen</u>	<u>From</u>
1(2)	Taylor Wray	Duke University
3 (23)	Brad McDonald	Orangeville, ON
4 (34)	Jeff Moleski	Prince George, BC
5 (44)	Sterling Mitchel	Victoria, BC
6 (54)	Peter Gut	St. Andrews College
7 (64)	Chris Milhus	Calgary, AB
9 (75)	Robert McGowen	Port Coquitlam, BC

2003 Ottawa Dispersal Draft

<u>Rd</u> (overall)	<u>Player Chosen</u>
1 (7)	Kyle Laverty
2 (18)	Kevin Dostie
3 (29)	John Tarbell

2002 Entry Draft

<u>Rd</u> (overall)	<u>Player</u>	<u>From</u>
2 (14)	Andrew McBride	New Westminster, BC
3 (26)	John David Smithson	Toronto, ON
3 (27)	Jeremy Richardson	Edmonton, AB
3 (33)	Jeff Frazer	Toronto, ON
4 (38)	Jordan Hernandez	Port Coquitlam, BC
5 (50)	Riley Kemp	Victoria, BC
6 (62)	Jordan West-Prat	Maple Ridge, BC
7 (74)	Chris Wellham	Victoria, BC
8 (86)	Thomas Haydon	Delta, BC
9 (98)	Trent Smalley	Delta, BC

Calgary Roughnecks

ALL-TIME DRAFT CHOICES

2001 Expansion Draft

<u>Rd</u> (overall)	<u>Player</u>	<u>From</u>
2 (8)	Randy Mearns	Rochester
3 (11)	D'Arcy Berthume	Albany
4 (14)	Marc Landreault	Rochester
5 (17)	Jamie Raffan	Montreal
6 (24)	Jeff Shirk	Philadelphia
7 (27)	Dan Denihan	New York
8 (30)	Kevin Howard	Rochester

2001 Entry Draft

<u>Rd</u> (overall)	<u>Player</u>	<u>From</u>
1 (2)	Blaine Manning	Radford University
3 (29)	Matt King	Victoria, BC
3 (34)	Shawn Cable	Victoria, BC
4 (41)	Nicci Johnston	New Westminster, BC
4 (49)	Lewis Ratcliff	Coquitlam, BC
5 (53)	Jimmy Quinlan	New Westminster, BC
6 (69)	Nick Quinn	Whittier College
7 (81)	Greg Rennie	Port Coquitlam, BC
8 (93)	Mark Miyashita*	Burnaby, BC
9 (105)	Andrew Biers	Victoria, BC

Calgary Roughnecks

ALL-TIME REGULAR SEASON RECORD VS. OTHER TEAMS

	Home			Away			Overall		
	<u>GP</u>	<u>W</u>	<u>L</u>	<u>GP</u>	<u>W</u>	<u>L</u>	<u>GP</u>	<u>W</u>	<u>L</u>
Arizona	5	5	0	6	3	3	11	8	3
(as Columbus)	2	2	0	1	0	1	2	2	1
Buffalo	3	1	2	1	0	1	4	1	3
Colorado	7	3	4	6	3	3	13	6	7
(as Wash.)	0	0	0	1	1	0	1	1	0
Edmonton	3	1	2	3	3	0	6	4	2
Minnesota	2	1	1	0	0	0	2	1	1
New York	1	1	0	2	0	2	3	1	2
Philadelphia	1	0	1	1	0	1	2	0	2
Portland	1	1	0	2	1	1	3	2	1
Rochester	0	0	0	0	0	1	0	0	1
San Jose	5	2	3	6	4	2	11	6	5
(as Albany)	1	0	1	0	0	0	1	0	1
Toronto	6	2	4	7	1	6	11	3	8

ALL-TIME PLAYOFF RECORD VS. OTHER TEAMS

	Home			Away			Overall		
	<u>GP</u>	<u>W</u>	<u>L</u>	<u>GP</u>	<u>W</u>	<u>L</u>	<u>GP</u>	<u>W</u>	<u>L</u>
Arizona	2	0	2	0	0	0	2	0	2
Buffalo	1	1	0	1	0	1	2	1	1
Colorado	0	0	0	2	1	1	2	1	1
San Jose	0	0	0	1	1	0	1	1	0

Calgary Roughnecks

SINGLE SEASON LEADERS

<u>Goals</u>			<u>Penalty Minutes</u>		
Lewis Ratcliff	50	2007	Jesse Phillips	69	2005
Tracey Kelusky	45	2005	Jesse Phillips	53	2002
Ben Prepchuk	40	2002	Rob Desormeaux	47	2002
Kaleb Toth	38	2005	Andrew McBride	44	2005
Ted Dowling	38	2004	Taylor Wray	44	2004
Kaleb Toth	38	2002	Neil Doddridge	43	2004
Lewis Ratcliff	37	2006	Neil Doddridge	41	2003
Tracey Kelusky	37	2003	Rob Kirkby	41	2003
Lewis Ratcliff	36	2005	Ryan McNish	40	2006
Chris Panos	36	2002	Rob Kirkby	40	2006

<u>Assists</u>			<u>Shots On Goal</u>		
Lewis Ratcliff	54	2007	Lewis Ratcliff	203	2007
Lewis Ratcliff	54	2006	Lewis Ratcliff	182	2006
Tracey Kelusky	53	2007	Kaleb Toth	161	2003
Lewis Ratcliff	50	2005	Ben Prepchuk	159	2002
Kaleb Toth	47	2007	Ted Dowling	157	2004
Jason Wulder	45	2002	Kaleb Toth	150	2002
Kaleb Toth	41	2002	Tracey Kelusky	148	2007
Ben Prepchuk	38	2002	Tracey Kelusky	143	2005
Kyle Goundrey	37	2002	Lewis Ratcliff	142	2005
Lewis Ratcliff	37	2004	Tracey Kelusky	139	2006
Tracey Kelusky	37	2004			

<u>Points</u>			<u>Face-Offs Won</u>		
Lewis Ratcliff	104	2007	Devan Wray	239	2006
Lewis Ratcliff	91	2006	Devan Wray	215	2007
Tracey Kelusky	88	2007	Jordan Sundher	172	2002
Lewis Ratcliff	86	2005	Brad Macarthur	151	2004
Kaleb Toth	79	2002	Brad Macarthur	124	2003
Ben Prepchuk	78	2002	Rob Kirkby	106	2003
Tracey Kelusky	77	2005	Rob Kirkby	88	2004
Kaleb Toth	75	2007	Todd Katanchik	74	2002
Kaleb Toth	72	2005			
Chris Panos	72	2002			

<u>Loose Balls</u>			<u>Save Percentage</u>		
Kyle Goundrey	127	2003	Curtis Palidwor	79.1	2006
Taylor Wray	119	2007	Ryan Avery	78.2	2007
Jesse Phillips	118	2002	Andrew Leyshon	78.0	2005
Jeff Shattler	114	2007	Curtis Palidwor	77.0	2004
Jeff Moleski	108	2007	Curtis Palidwor	75.6	2003
Tyson Leies	108	2003	Curtis Palidwor	74.8	2005
Jesse Phillips	104	2003			
Taylor Wray	102	2006			
Jesse Phillips	99	2005			
Lewis Ratcliff	98	2007			

<u>Saves</u>		
Matt King	603	2002
Curtis Palidwor	561	2005
Curtis Palidwor	554	2006
Curtis Palidwor	502	2003
Curtis Palidwor	496	2004
Andrew Leyshon	451	2007

Calgary Roughnecks

ALL-TIME FRANCHISE LEADERS

<u>Games Played</u>		<u>Points</u>		<u>Shots On Goal</u>	
Kaleb Toth	96	Kaleb Toth	402	Kaleb Toth	799
Kyle Goundrey	91	Lewis Ratcliff	397	Lewis Ratcliff	763
Lewis Ratcliff	78	Tracey Kelusky	366	Tracey Kelusky	693
Jason Wulder	78	Kyle Goundrey	268	Jason Wulder	377
Tracey Kelusky	77	Jason Wulder	267	Kyle Goundrey	305
Andrew McBride	76	Jesse Phillips	101	Ted Dowling	191
Jesse Phillips	70	Ted Dowling	85	Ben Prepchuk	159
Curtis Palidwor	64	Ben Prepchuk	78	Jesse Phillips	142
Taylor Wray	55	Chris Panos	72	Chris Panos	135
Devan Wray	51	Taylor Wray	67	Kevin Dostie	115

<u>Goals</u>		<u>Loose Balls</u>		<u>Face-Offs Won</u>	
Kaleb Toth	190	Jesse Phillips	464	Devan Wray	512
Tracey Kelusky	184	Kaleb Toth	456	Brad MacArthur	275
Lewis Ratcliff	181	Kyle Goundrey	425	Jordan Sundher	233
Jason Wulder	113	Taylor Wray	393	Rob Kirkby	195
Kyle Goundrey	82	Tracey Kelusky	371	Todd Katanchik	74
Ted Dowling	49	Lewis Ratcliff	367	Rob Williams	61
Ben Prepchuk	40	Jason Wulder	312	Nolan Heavenor	55
Jesse Phillips	39	Andrew McBride	273	Andrew Biers	38
Chris Panos	36	Devan Wray	257	Craig Stevenson	23
Tyson Leies	28	Jeff Moleski	230	Kevin Dostie	22

<u>Assists</u>		<u>Penalty Minutes</u>		<u>Saves</u>	
Lewis Ratcliff	216	Jesse Phillips	210	Curtis Palidwor	2113
Kaleb Toth	212	Andrew McBride	159	Matt King	790
Kyle Goundrey	186	Taylor Wray	148	Andrew Leyshon	601
Tracey Kelusky	182	Rob Kirkby	110	Ryan Avery	149
Jason Wulder	154	Kaleb Toth	108	Derek Collins	33
Jesse Phillips	62	Kyle Goundrey	94	Grant MacLeod	19
Taylor Wray	46	Ryan McNish	90		
Curtis Palidwor	41	Neil Doddridge	84		
Ben Prepchuk	38	Andy Ogilvie	82		
Kevin Dostie	37	Craig Gelsvik	76		
Andrew McBride	37	Jason Wulder	76		

Chicago Shamrox

5401 Trillium Blvd
Suite 320
Hoffman Estates, IL 60192
p. (224) 699-2200
f. (224) 699-2217
(877) SHAMROX Toll Free
www.chicagoshamrox.com



CLUB DIRECTORY



Kevin Loughery Jr.
Owner & Governor



Conrad "Connie" Kowal
President &
Alternate Governor

Kevin Loughery Sr. – Owner
Don Sallee – Owner
Doug Schaer – Owner
Jamie Batley – General Manager / Head Coach
Joe Sullivan – Assistant Coach
Steve Evans – Assistant Coach
Eric Soderberg – Director of Operations & Special Projects
Joe Stefani – Director of Public Relations

TEAM INFORMATION

Home Arena/Seating CapacitySears Centre/9,500
Team Established2007
Team ColorsBlack, Green, Orange & Gray

2007 SEASON REVIEW

Regular Season Record6-10
Home/Road Record4-4/2-6
Regular Season Average Attendance6,025

Chicago Shamrox



All-Star goaltender Brandon Miller logged a league-high 865 minutes between the pipes in 2008.

2008 SCHEDULE

<u>Date</u>	<u>Opponent</u>	<u>Time (Central)</u>
Sat, Jan 5	TORONTO	7:00 PM
Sat, Jan 12	at Philadelphia	6:30 PM
Sat, Jan 26	EDMONTON	7:00 PM
Sat, Feb 9	at San Jose	3:00 PM
Sat, Feb 16	NEW YORK	7:00 PM
Sun, Feb 24	BUFFALO	2:00 PM
Sat, Mar 1	ROCHESTER	7:00 PM
Fri, Mar 14	at Minnesota	7:00 PM
Sat, Mar 22	at Rochester	6:35 PM
Sat, Mar 29	MINNESOTA	7:00 PM
Sat, Apr 5	PHILADELPHIA	7:00 PM
Sat, Apr 12	at Toronto	6:00 PM
Fri, Apr 18	at New York	6:30 PM
Sat, Apr 19	at Buffalo	6:30 PM
Fri, Apr 25	at Minnesota	7:00 PM
Sat, Apr 26	MINNESOTA	7:00 PM

Chicago Shamrox

2007 REGULAR SEASON RESULTS

<u>Date</u>	<u>Opponent</u>	<u>W-L</u>	<u>Score</u>
Sat. Jan. 6	New York	W	15-12
Sat. Jan. 13	at Minnesota	W	11-10
Sat. Jan. 20	at New York	L	11-9
Fri. Jan. 26	at San Jose	W	11-10
Sat. Feb. 3	at Rochester	L	13-8
Sun. Feb. 11	Buffalo	L	12-11
Sun. Feb. 18	at Toronto	L	11-10
Sat. Feb. 24	Minnesota	L	19-11
Fri. Mar. 2	at Arizona	L	11-7
Sat. Mar. 17	Rochester	L	15-12
Sat. Mar. 24	at Philadelphia	L	12-11
Sun. Mar. 25	New York	W	12-8
Sat. Mar. 31	at Buffalo	L	15-10
Sun. Apr. 1	Edmonton	L	8-6
Sat. Apr. 7	Toronto	L	15-13
Sat. Apr. 14	Philadelphia	W	17-11

2007 REGULAR SEASON STATISTICAL RANKING

	<u>Total</u>	<u>Rank</u>	<u>Average</u>
Goals For:	176	10th	11.00
Goals Against:	191	8th	11.94
Shots On Goal:	785	7th	79.06
Penalty Minutes:	383	9th	23.94

	<u>Pct.</u>	<u>Rank</u>
Power Play:	37.40	13th
Penalty Killing:	57.04	7th
Face-Offs Won:	40.18	13th

Chicago Shamrox

2007 REGULAR SEASON STATISTICS

<u>##</u>	<u>NAME</u>	<u>GP</u>	<u>G</u>	<u>A</u>	<u>PTS</u>	<u>SH</u>	<u>SOG</u>	<u>GWGPPG</u>	<u>SHG</u>	<u>LB</u>	<u>FW</u>	<u>FA</u>	<u>PIM</u>	
55	Chris Panos	16	30	19	49	125	98	1	15	0	31	0	0	30
33	Bill McGlone	16	22	18	40	134	98	1	0	5	70	0	0	4
18	Josh Wasson	16	20	22	42	95	64	0	8	0	65	18	50	6
13	Jason Clark	15	17	41	58	117	89	0	4	1	78	0	0	8
27	Mat Giles	16	17	30	47	135	90	0	6	0	87	41	108	38
88	Cody Jacobs	11	14	8	22	88	60	0	5	0	19	0	0	8
63	Thomas Montour	16	11	18	29	53	43	2	1	3	107	0	0	10
16	Jon Harasym	11	8	26	34	103	64	0	3	1	58	0	0	14
22	Cam Woods	16	5	15	20	18	15	0	0	1	122	0	1	50
12	Kevin Leveille	6	5	9	14	38	25	0	0	1	25	0	0	2
26	Mike Kirk	16	5	8	13	30	24	0	0	1	68	0	1	34
42	Jonas Derks	5	4	13	17	42	29	0	2	0	14	0	0	2
9	Bryan Kazarian	15	4	12	16	26	18	0	0	0	131	114	270	14
19	Darryl Gibson	16	4	9	13	13	11	0	1	0	57	1	3	22
20	Rusty Kruger	5	4	5	9	17	14	1	1	0	23	0	0	2
7	Kyle Dupont	9	3	5	8	11	10	1	0	0	20	0	0	23
11	Mike Hobbins	11	1	1	2	13	10	0	0	0	15	0	0	4
41	Zach Heffner	9	1	1	2	8	6	0	0	1	21	0	0	38
25	Drew Candy	8	1	1	2	11	8	0	0	1	17	0	0	43
35	Brandon Miller	16	0	8	8	0	0	0	0	0	20	0	0	0
4	Carter Livingstone	15	0	5	5	10	7	0	0	0	55	0	0	17
43	Derek Collins	16	0	2	2	0	0	0	0	0	4	0	0	0
X	Matt Marchildon	2	0	1	1	4	3	0	0	0	1	0	0	0
X	Cory Leigh	3	0	0	0	2	2	0	0	0	8	0	0	2
57	Ryan Gallagher	2	0	0	0	1	1	0	0	0	4	0	0	0
X	Phil Montgomery	1	0	0	0	4	2	0	0	0	1	0	0	0
TOTALS:		16	176	277	453	1092	785	6	46	15	1121	174	433	383

<u>##</u>	<u>NAME</u>	<u>GP</u>	<u>MINUTES</u>	<u>GA</u>	<u>GA AVG</u>	<u>SAVES</u>	<u>PCT</u>	<u>W</u>	<u>L</u>
35	Brandon Miller	16	865:07	177	12.28	602	0.773	6	9
43	Derek Collins	16	93:07	12	7.73	45	0.789	0	1
TOTALS:		16	-	191	11.94	647	0.772	6	10

Chicago Shamrox

ALL-TIME DRAFT CHOICES

2007 Entry Draft

<u>Rd (overall)</u>	<u>Player Chosen</u>	<u>From</u>
1. (12)	Kevin Ross	Canisius College
2. (19)	Cory Stringer	Hamilton, ON
3. (33)	Jake Byrne	Johns Hopkins University
4. (47)	Matt Dasinger	Salisbury University
5. (61)	Ben Van Every	Six Nations, ON
6. (75)	Mack O'Brien	Peterborough, ON

2007 Dispersal Draft

<u>Rd (overall)</u>	<u>Player Chosen</u>
1. (4)	Scott Self
1. (6)	Lindsay Plunkett
2. (21)	Brock Boyle
3. (28)	Andrew Lazore

2006 Entry Draft

<u>Rd (overall)</u>	<u>Player Chosen</u>	<u>From</u>
1. (12)	Josh Wasson	University of Hartford
2. (17)	Jackson Gair	Orillia, ON
3. (27)	Mike Kirk	Dickinson College
4. (40)	Shane Sargent	Whitby, ON
4. (41)	Bill McGlone	University of Maryland
5. (53)	Cody Jacobs	Six Nations, ON
6. (66)	Eric Martin	Kitchener, ON

2006 Expansion Draft

<u>Selection</u>	<u>Player Chosen</u>	<u>Position</u>	<u>From</u>
1	Brandon Miller	Goaltender	San Jose
3	Darryl Gibson	Defenseman	Toronto
5	Callum Crawford	Forward	Calgary
7	Tom Montour	Forward	Portland
9	Dan Stroup	Forward	Colorado
11	Chris Gill	Forward	Colorado
13	Bryan Kazarian	Forward	Buffalo
15	Jon Harasym	Forward	Buffalo
17	Carter Livingstone	Defenseman	Rochester
19	Ryan O'Connor	Forward	Rochester
21	Kyle Dupont	Defenseman	Edmonton

Chicago Shamrox

ALL-TIME REGULAR SEASON RECORD VS. OTHER TEAMS

	Home			Away			Overall		
	<u>GP</u>	<u>W</u>	<u>L</u>	<u>GP</u>	<u>W</u>	<u>L</u>	<u>GP</u>	<u>W</u>	<u>L</u>
Arizona	0	0	0	1	0	1	1	0	1
Buffalo	1	0	1	1	0	1	2	0	2
Edmonton	1	0	1	0	0	0	1	0	1
Minnesota	1	0	1	1	1	0	2	1	1
NY (Titans)	2	2	0	1	0	1	3	2	1
Philadelphia	1	1	0	1	0	1	2	1	1
Rochester	1	0	1	1	0	1	2	0	2
San Jose	0	0	0	1	1	0	1	1	0
Toronto	1	1	0	1	0	1	2	1	1

Chicago Shamrox

SINGLE SEASON LEADERS

<u>Goals</u>			<u>Penalty Minutes</u>		
Chris Panos	30	2007	Cam Woods	50	2007
Bill McGlone	22	2007	Drew Candy	43	2007
Josh Wasson	20	2007	Mat Giles	38	2007
Jason Clark	17	2007	Zach Heffner	38	2007
Mat Giles	17	2007	Mike Kirk	34	2007

<u>Assists</u>			<u>Shots On Goal</u>		
Jason Clark	41	2007	Bill McGlone	98	2007
Mat Giles	30	2007	Chris Panos	98	2007
Jon Harasym	26	2007	Mat Giles	90	2007
Josh Wasson	22	2007	Jason Clark	89	2007
Chris Panos	19	2007	Jon Harasym	64	2007
			Josh Wasson	64	2007

<u>Points</u>			<u>Face-Offs Won</u>		
Jason Clark	58	2007	Bryan Kazarian	114	2007
Chris Panos	49	2007	Mat Giles	41	2007
Mat Giles	47	2007	Josh Wasson	18	2007
Josh Wasson	42	2007	Darryl Gibson	1	2007
Bill McGlone	40	2007			

<u>Loose Balls</u>			<u>Saves</u>		
Bryan Kazarian	131	2007	Brandon Miller	602	2007
Cam Woods	122	2007	Derek Collins	45	2007
Thomas Montour	107	2007			
Mat Giles	87	2007	<u>Save Percentage</u>		
Jason Clark	78	2007	Derek Collins	78.9	2007
			Brandon Miller	77.3	2007

Chicago Shamrox

ALL TIME FRANCHISE LEADERS

<u>Games Played</u>	
Chris Panos	16
Josh Wasson	16
Mat Giles	16
Bill McGlone	16
Thomas Montour	16
Cam Woods	16
Mike Kirk	16
Darryl Gibson	16
Brandon Miller	16

<u>Goals</u>	
Chris Panos	30
Bill McGlone	22
Josh Wasson	20
Jason Clark	17
Mat Giles	17

<u>Assists</u>	
Jason Clark	41
Mat Giles	30
Jon Harasym	26
Josh Wasson	22
Chris Panos	19

<u>Points</u>	
Jason Clark	58
Chris Panos	49
Mat Giles	47
Josh Wasson	42
Bill McGlone	40

<u>Loose Balls</u>	
Bryan Kazarian	131
Cam Woods	122
Thomas Montour	107
Mat Giles	87
Jason Clark	78

<u>Penalty Minutes</u>	
Cam Woods	50
Drew Candy	43
Mat Giles	38
Zach Heffner	38
Mike Kirk	34

<u>Shots On Goal</u>	
Bill McGlone	98
Chris Panos	98
Mat Giles	90
Jason Clark	89
Jon Harasym	64
Josh Wasson	64

<u>Face-Offs Won</u>	
Bryan Kazarian	114
Mat Giles	41
Josh Wasson	18
Darryl Gibson	1

<u>Saves</u>	
Brandon Miller	602
Derek Collins	45

Colorado Mammoth

Pepsi Center
1000 Chopper Circle
Denver, CO 80204
p. (303) 405-1100
f. (720) 931-2039
www.coloradomammoth.com



CLUB DIRECTORY



E. Stanley Kroenke
Owner



Steve Govett
Governor, GM
& President

Bill Hall – Assistant General Manager
Don Sunblade – Executive Assistant to the General Manager
Bob McMahon – Head Coach
Bob Hamley – Assistant Coach
Russ Heard – Assistant Coach / Offensive Coordinator
Dan Pratt – Assistant Coach / Defensive Coordinator
Ward Sanderson – Special Assistant to the Head Coach
Brian Kitts – Kroenke Sports Enterprises / Public Relations
Dan Rowland – KSE / Public Relations

TEAM INFORMATION

Home Arena/Seating CapacityPepsi Center/18,007
Team Established1986 (Relocation to Colorado in 2002)
Team ColorsBurgundy, Black, Silver & White

2006 SEASON REVIEW

Regular Season Record12-4
Home/Road Record7-1/5-3
Average Attendance16,865

Colorado Mammoth



Dan Carey, who scored a team-high 32 goals in 2007, returns to the Mammoth for his third season in the NLL.

2008 SCHEDULE

<u>Date</u>	<u>Opponent</u>	<u>Time (Mountain)</u>
Sat, Dec 29	CALGARY	7:00 PM
Sat, Jan 12	EDMONTON	7:00 PM
Thu, Jan 24	at Portland	8:30 PM
Sat, Jan 26	SAN JOSE	7:00 PM
Thu, Feb 7	PORTLAND	7:00 PM
Fri, Feb 15	PHILADELPHIA	7:00 PM
Sun, Feb 24	at Calgary	1:00 PM
Sat, Mar 8	SAN JOSE	7:00 PM
Fri, Mar 14	at Calgary	7:30 PM
Thu, Mar 20	at Portland	8:30 PM
Thu, Apr 3	ROCHESTER	7:00 PM
Sat, Apr 5	at Buffalo	5:30 PM
Sat, Apr 12	at New York	6:00 PM
Fri, Apr 18	EDMONTON	7:00 PM
Sat, Apr 19	at Edmonton	7:30 PM
Fri, Apr 26	at San Jose	8:30 PM

Colorado Mammoth

2007 REGULAR SEASON RESULTS

<u>Date</u>	<u>Opponent</u>	<u>W-L</u>	<u>Score</u>
Sat. Dec. 30	Rochester	W	20-15
Fri. Jan. 5	at Arizona	W	10-6
Sat. Jan. 13	Buffalo	W	11-10 (OT)
Fri. Jan. 19	at Edmonton	W	16-9
Sat. Jan. 20	at Calgary	L	17-13
Thu. Jan. 25	Portland	W	15-11
Sat. Feb. 3	Edmonton	W	16-7
Thu. Feb. 15	at Portland	W	10-8
Sun. Feb. 18	Calgary	W	15-12
Sat. Feb. 24	Portland	W	13-7
Sat. Mar. 17	at Toronto	W	13-12 (OT)
Sat. Mar. 24	at Buffalo	L	19-15
Fri. Mar. 30	Arizona	L	14-8
Sat. Mar. 31	at Minnesota	W	11-9
Thu. Apr. 12	San Jose	W	13-12
Fri. Apr. 13	at San Jose	L	11-10

2007 PLAYOFFS

West Divisional Semifinal

<u>Date</u>	<u>Opponent</u>	<u>W-L</u>	<u>Score</u>
Sat. Apr. 21	San Jose	L	15-14 (OT)

2007 REGULAR SEASON STATISTICAL RANKING

	<u>Total</u>	<u>Rank</u>	<u>Average</u>
Goals For:	209	3rd	13.06
Goals Against:	179	2nd	11.19
Shots On Goal:	846	2nd	52.88
Penalty Minutes:	339	6th	21.18

	<u>Pct.</u>	<u>Rank</u>
Power Play:	46.40	5th
Penalty Killing:	48.28	12th
Face-Offs Won:	65.71	2nd

Colorado Mammoth

2007 REGULAR SEASON STATISTICS

<u>##</u>	<u>NAME</u>	<u>GP</u>	<u>G</u>	<u>A</u>	<u>PTS</u>	<u>SH</u>	<u>SOG</u>	<u>GWGPPG</u>	<u>SHG</u>	<u>LB</u>	<u>FW</u>	<u>FA</u>	<u>PIM</u>	
44	Dan Carey	16	32	44	76	155	112	4	7	2	75	0	0	9
6	Brian Langtry	16	31	36	67	232	181	1	13	2	77	1	1	24
9	Gavin Prout	16	30	59	89	141	108	1	11	2	85	0	1	32
85	Jamie Shewchuk	15	27	26	53	100	80	1	13	0	69	0	0	19
4	Josh Sims	15	19	20	39	92	67	0	0	4	136	1	1	12
19	Ben Prepchuk	13	15	16	31	82	65	0	7	0	36	0	0	4
18	Nenad Gajic	16	13	24	37	39	32	1	1	2	102	0	0	14
3	Mike Law	14	13	12	25	85	72	0	4	2	58	0	0	0
72	Jordan Cornfield	9	9	3	12	43	36	1	1	0	21	0	0	6
94	Matt Taylor	4	4	4	8	23	16	1	0	0	7	0	0	8
55	Jim Moss	8	3	8	11	10	9	1	0	0	40	0	0	36
8	Nick Carlson	8	3	4	7	12	10	0	0	0	23	0	0	12
47	Jason Bloom	10	2	9	11	15	11	0	0	0	33	0	0	10
5	Jamie Hanford	15	2	4	6	12	7	0	0	0	72	275	416	14
77	Dave Stilley	12	2	4	6	5	5	0	0	0	25	1	4	20
11	John Gallant	11	1	8	9	5	3	1	1	0	79	0	0	11
2	Pat Coyle	13	1	3	4	3	2	0	0	1	61	0	0	4
66	Matt Leveque	12	1	2	3	6	5	0	0	0	35	0	0	19
X	Andrew Burkholder	3	1	2	3	17	12	0	0	0	6	0	0	0
48	Rich Catton	16	0	8	8	3	2	0	0	0	63	0	0	33
38	Gee Nash	16	0	6	6	1	1	0	0	0	28	0	0	0
28	Tom Ethington	13	0	2	2	10	8	0	0	0	36	0	0	12
30	Chris Levis	16	0	2	2	0	0	0	0	0	18	0	0	4
13	Scott Davidson	1	0	0	0	3	2	0	0	0	2	19	29	0
	TOTALS:	16	209	306	515	1094	846	12	58	15	1187	297	452	339

<u>##</u>	<u>NAME</u>	<u>GP</u>	<u>MINUTES</u>	<u>GA</u>	<u>GA AVG</u>	<u>SAVES</u>	<u>PCT</u>	<u>W</u>	<u>L</u>
38	Gee Nash	16	681:29	128	11.27	452	0.779	9	0
30	Chris Levis	16	285:50	50	10.50	177	0.780	3	4
	TOTALS:	16	-	178	11.19	629	0.778	12	4

Colorado Mammoth

ALL-TIME DRAFT CHOICES

2007 Entry Draft

<u>Rd (overall)</u>	<u>Player Chosen</u>	<u>From</u>
2. (26)	Nathan Sanderson	Rutgers University
3. (30)	Dylan Llord	St. Catharines, ON
3. (40)	Matt Wilson	Coquitlam, BC
4. (54)	Andrew Spack	Loyola College
6. (82)	Ryan Clark	Nanaimo, BC

2007 Dispersal Draft

<u>Rd (overall)</u>	<u>Player Chosen</u>
1. (11)	Bruce Murray
2. (14)	Matt Brown
3. (35)	Jed Prossner

2006 Entry Draft

<u>Rd (overall)</u>	<u>Player Chosen</u>	<u>From</u>
1. (13)	Gary Bining	Ohio State University
2. (25)	Jamie Shewchuk	Burnaby, BC
3. (34)	Matt Poskay	University of Virginia
4. (51)	Curtis Morwick	Victoria, BC
5. (64)	Casey Cittadino	Towson University
6. (77)	Sean Morris	University of Massachusetts

2005 Entry Draft

<u>Rd (overall)</u>	<u>Player Chosen</u>	<u>From</u>
1. (7)	Dan Carey	Canisius College
2. (16)	Ryan Marshall	Duke University
3. (28)	Shawn Williams	Surrey, BC
4. (49)	Scott Davidson	University of Denver
5. (50)	Andy Glen	Peterborough, ON
6. (62)	Adam Hughes	Cortland State University

2005 Anaheim Dispersal Draft

<u>Rd (overall)</u>	<u>Player Chosen</u>
1 (6)	Bill Greer

2004 Entry Draft

<u>Rd (overall)</u>	<u>Player Chosen</u>	<u>From</u>
3 (29)	Lee Zink	University of Maryland
4 (40)	Cory Vann	University of Denver
5 (52)	Andrew Huelskoetter	University of Denver
6 (63)	Mark Plonke	Colorado State University

Colorado Mammoth

ALL-TIME DRAFT CHOICES

2004 Vancouver Dispersal Draft

<u>Rd</u> (overall)	<u>Player Chosen</u>
1 (8)	Randy Daly

2003 Entry Draft

<u>Rd</u> (overall)	<u>Player Chosen</u>	<u>From</u>
3 (24)	Curtis Smith	Ohio State University
3 (31)	Brian Potter	Victoria, BC
4 (35)	Dan Cocchi	Towson University
5 (45)	Graham Palmer	Victoria, BC
6 (55)	Devon Spilker	Limestone College
7 (65)	Pat Meyers	Ohio State University
8 (76)	Mike Frissora	Middlebury University

2003 Ottawa Dispersal Draft

<u>Rd</u> (overall)	<u>Player Chosen</u>
1 (8)	Brad Self
2 (19)	Mike Henderson

2002 Entry Draft

<u>Rd</u> (overall)	<u>Player</u>	<u>From</u>
2 (21)	Ryan Soliday	Syracuse University
5 (57)	Billy St. George	Syracuse University
6 (69)	Kevin Smithies	Bucknell University
7 (81)	Tom Ethington	University of Denver
8 (93)	Chase Jaeger	Delta, BC
9 (104)	Brad Reppert	Towson University
9 (105)	Mike Nappolilli	Colorado State University

2001 Entry Draft

<u>Rd</u> (overall)	<u>Player</u>	<u>From</u>
5 (62)	Bobby Horsey	Loyola College
6 (75)	Roger Vyse	Six Nations, ON
7 (88)	Mike Talarico	Drew College
8 (101)	Tom Tamborrino	Georgetown University
9 (114)	Jen Adams	University of Maryland

2000 Entry Draft

<u>Rd.</u> (overall)	<u>Player</u>	<u>From</u>
4 (22)	Joe High	Salisbury University
4 (31)	Chris Turner	Salisbury University
5 (40)	Steven Card	Duke University
6 (49)	Casey Connor	University of Maryland
7 (58)	Peter Valepec	Georgetown University
8 (67)	Brian Zeller	University of Maryland
9 (76)	Todd Paradise	Towson University

Colorado Mammoth

ALL-TIME DRAFT CHOICES

1999 Entry Draft

<u>Rd.</u>	<u>Player</u>	<u>From</u>	<u>Position</u>
2	Scott Diggs	Duke University	Midfield
3	Tim O'Hara	Loyola College	Defense
4	Todd Vizcarrondo	Loyola College	Midfield
5	Dylan Schlott	Johns Hopkins	Attack
6	Chris Lamy	University of Maryland	Defense
7	Chris Turner	UMBC	Attack
8	Kevin Sturm	Towson University	Attack
8	Jason Quenzer	UMBC	Defense
9	Dan Ross	Towson University	Attack

1998 Entry Draft

<u>Rd.</u>	<u>Player</u>	<u>From</u>	<u>Position</u>
1	Chris Sanderson	University of Virginia	Goalie
2	Jesse Hubbard	Princeton University	Attack
3	Matt Hahn	University of Maryland	Attack
4	Dudley Dixon	Johns Hopkins University	Attack
5	Andrew Whipple	University of Maryland	Attack
6	Brian Reese	University of Maryland	Def./Mid.
9	A.T. Bailey	Johns Hopkins University	Midfielder

1997 Entry Draft

<u>Rd.</u>	<u>Player</u>	<u>From</u>	<u>Position</u>
1	Matt Shearer	Loyola College	Attack
2	Michael Watson	University of Virginia	Attack
3	Andy Ross	US Naval Academy	Midfield
4	Billy Evans	Johns Hopkins University	Midfield
5	Doug Knight	University of Virginia	Attack
6	Jason Wade	University of North Carolina	Midfield
7	David Curry	University of Virginia	Attack/Midfield
8	Milford Marchant	Mt. Washington College	Forward
9	Brian Volpe	Loyola College	Defense

1996 Entry Draft

<u>Rd.</u>	<u>Player</u>	<u>From</u>	<u>Position</u>
1	Brian Dougherty	University of Maryland	Goalie
2	Tim Whiteley	University of Virginia	Attack
3	David Evans	Brown University	Attack
4	Sean Radebaugh	Salisbury University	Forward
5	Brendan Fry	Loyola College	Defense

1995 Entry Draft

<u>Rd.</u>	<u>Player</u>	<u>From</u>	<u>Position</u>
2	Del Halladay	Loyola College	Midfield
4	Dan Radebaugh	University of Maryland	Defense
5	Tom Roszko	Johns Hopkins	Forward

Colorado Mammoth

ALL-TIME DRAFT CHOICES

1994 Entry Draft

<u>Rd.</u>	<u>Player</u>	<u>From</u>	<u>Position</u>
2	Stewart Crotty	Towson University	Midfield
3	Ryan Murphy	Salisbury University	Midfield
4	Dan Stroup	British Columbia	Forward
5	Billy Daye	University of North Carolina	Forward

1993 Entry Draft

<u>Rd.</u>	<u>Player</u>	<u>From</u>	<u>Position</u>
2	Paul Cantabene	Loyola College	Forward
3	Kevin Anderson	Loyola College	Forward
4	Brian Kelly	Johns Hopkins University	Forward
5	Tom Gravante	Hobart College	Forward

1993 Supplemental Draft (from Pittsburgh Bulls)

<u>Rd.</u>	<u>Player</u>	<u>From</u>	<u>Position</u>
1	Dave Pietramala	Johns Hopkins University	Forward
2	Lindsay Dixon	Towson University	Forward
3	Bob Martino	Washington College	Attack
4	Tim Hormes	Washington College	Forward
5	Adam Wright	Johns Hopkins University	Forward

1992 Entry Draft

<u>Rd.</u>	<u>Player</u>	<u>From</u>	<u>Position</u>
1	Jim Blanding	Loyola College	Forward
2	Tom Stanziale	Roanoke College	Forward
3	Adam Wright	Johns Hopkins University	Forward
4	Garth Appelt	University of Virginia	Forward
5	Brian Burlece	University of Maryland	Forward

1991 Entry Draft

<u>Rd.</u>	<u>Player</u>	<u>From</u>	<u>Position</u>
1	Tony Millon	Towson University	Forward
2	Fred Haas	Loyola College	Forward
3	Sean Smith	Loyola College	Forward
4	Tom Johnson	Loyola College	Forward
5	Glen Smith	Towson University	Forward

1990 Entry Draft

<u>Rd.</u>	<u>Player</u>	<u>From</u>	<u>Position</u>
1	Brian Kroneberger	Loyola College	Forward
2	Vince Angotti	Cornell University	Forward
3	Chris Gunkle	Loyola College	Forward
4	Greg Gunning	Johns Hopkins University	Forward
5	Joe Bonaci	Syracuse University	Forward

Colorado Mammoth

ALL-TIME DRAFT CHOICES

1989 Entry Draft

<u>Rd.</u>	<u>Player</u>	<u>From</u>	<u>Position</u>
1	Bart Aldridge	University of Delaware	Forward
2	Matt Lewandowski	University of Delaware	Forward
3	Pat Gugerty	University of Maryland	Forward
4	Mark Brannigan	Syracuse University	Forward
5	Brad Johnson	Hampden Sydney College	Forward

1988 Entry Draft

<u>Rd.</u>	<u>Player</u>	<u>From</u>	<u>Position</u>
1	Tom McCelland	Loyola College	Goalie
2	Peter Rubin	Duke University	Forward
2	Brooks Sweet	University of Massachusetts	Forward
3	Jeff Jackson	Hampden Sydney College	Forward
4	Ron Klausner	Towson University	Forward
5	Steve Egan	Towson University	Forward

Colorado Mammoth

ALL-TIME REGULAR SEASON RECORD VS. OTHER TEAMS

	Home			Away			Overall		
	<u>GP</u>	<u>W</u>	<u>L</u>	<u>GP</u>	<u>W</u>	<u>L</u>	<u>GP</u>	<u>W</u>	<u>L</u>
Arizona	5	3	2	6	4	2	11	7	4
(as Columbus)	1	0	1	2	1	1	3	1	2
Buffalo	10	4	6	12	3	9	22	7	15
Calgary	7	4	3	7	4	3	14	8	6
Chicago	0	0	0	0	0	0	0	0	0
Edmonton	2	2	0	2	2	0	4	4	0
Minnesota	0	0	0	2	2	0	2	2	0
New York	0	0	0	0	0	0	0	0	0
Philadelphia	19	8	11	18	4	14	37	12	25
Portland	3	2	1	2	1	1	5	3	2
Rochester	10	6	4	9	3	6	19	9	10
San Jose	6	6	0	5	1	4	11	7	4
(as Albany)	2	1	1	3	2	1	5	3	2
Toronto	5	4	1	6	3	3	11	7	4
(as Ontario)	1	1	0	1	0	1	2	1	1

ALL-TIME PLAYOFF RECORD VS. OTHER TEAMS

	Home			Away			Overall		
	<u>GP</u>	<u>W</u>	<u>L</u>	<u>GP</u>	<u>W</u>	<u>L</u>	<u>GP</u>	<u>W</u>	<u>L</u>
Arizona	1	1	0	1	0	1	2	1	1
Buffalo	0	0	0	1	1	0	1	1	0
Calgary	2	1	1	0	0	0	2	1	1
New York	0	0	0	2	1	1	2	1	1
Philadelphia	1	0	1	3	1	2	4	1	3
Rochester	2	1	1	0	0	0	2	1	1
San Jose	1	0	1	0	0	0	1	0	1
Toronto	0	0	0	3	0	3	3	0	3

Colorado Mammoth

SINGLE SEASON LEADERS

<u>Goals</u>			<u>Penalty Minutes</u>		
Gary Gait	61	2003	Brian Reese	98	2002
Gary Gait	57	1998	Dave Stilley	64	2006
Gary Gait	55	2004	Jay Jalbert	55	2006
Paul Gait	54	2002	John Gallant	54	2003
Gary Gait	50	2002	Hugh Donovan	54	2002
Gary Gait	43	2001	John Gallant	53	2002
Gary Gait	38	2000	Jay Jalbert	52	2004
Joe Hiltz	34	1999	John Brothers	51	2002
Gavin Prout	34	2004	Hugh Donovan	51	2001
Gary Gait	33	2005	Nick Carlson	51	2006
Jesse Hubbard	33	2001			

<u>Assists</u>			<u>Saves</u>		
Gavin Prout	64	2006	Gee Nash	601	2005
Gary Gait	62	2002	Gee Nash	539	2004
Paul Gait	60	2002	Erik Miller	529	2003
Gavin Prout	59	2007	Devin Dalep	515	2002
Gavin Prout	57	2004	Gee Nash	452	2007
Gavin Prout	50	2005	Gee Nash	425	2006
Gary Gait	48	2005	Chris Sanderson	388	1999
Gary Gait	47	2001	Derek Collins	387	1998
Joe Hiltz	46	1999	Devin Dalep	385	2001
Del Halladay	45	2002	Devin Dalep	347	2000
Joe Hiltz	45	2000			
Dan Cary	45	2006			

<u>Points</u>			<u>Save Percentage</u>		
Paul Gait	114	2002	Tom Manos	84.7	1992
Gary Gait	96	2003	John McLellan	79.2	2005
Gary Gait	93	2004	Gee Nash	79.0	2004
Gavin Prout	93	2006	Chris Levis	78.8	2006
Gavin Prout	91	2004	Gee Nash	78.7	2006
Gary Gait	90	2001	Chris Levis	78.0	2007
Gavin Prout	89	2007	Gee Nash	77.9	2007
Gary Gait	85	1998	Gee Nash	77.4	2005
Gary Gait	83	2000	Erik Miller	74.9	2003
Gary Gait	82	1999	Derek Collins	74.0	1999

<u>Loose Balls</u>			<u>Shots On Goal</u>		
Devin Dalep	193	2002	Gary Gait	244	2004
Erik Miller	186	2003	Gary Gait	228	2002
Paul Cantabene	163	2002	Paul Gait	225	2002
Jay Jalbert	152	2006	Gary Gait	193	2003
Jay Jalbert	141	2005	Brian Langtry	181	2007
Josh Sims	136	2007	Matt Shearer	159	2002
Gary Gait	120	2002	Gary Gait	157	1999
Paul Cantabene	115	1999	Gary Gait	156	1998
Josh Sims	112	2003	Del Halladay	155	2002
Josh Sims	111	2005	Brian Langtry	155	2004

Colorado Mammoth

ALL-TIME FRANCHISE LEADERS

<u>Games Played</u>		<u>Points</u>		<u>Face-Offs Won</u>	
Gary Gait	113	Gary Gait	722	Jamie Hanford	1301
Josh Sims	99	Gavin Prout	258	Paul Cantabene	765
Paul Cantabene	96	Paul Cantabene	245	Rodney Tapp	365
John Gallant	89	Paul Gait	216	Fred Haas	206
Brian Reese	81	Brian Langtry	206	Jeff Jackson	142
Jamie Hanford	76	Del Halladay	203	Bart Aldridge	139
Erik Miller	73	Josh Sims	179	Steve Shaw	118
Brian Langtry	72	Joe Hiltz	177	Jon Brothers	110
Tim Welsh	66	Rick Sowell	158	Dan Britton	86
Gavin Prout	64	Tim Welsh	151	Frank Kelly	71

<u>Goals</u>		<u>Loose Balls</u>		<u>Saves</u>	
Gary Gait	387	Josh Sims	689	Gee Nash	2017
Brian Langtry	123	Paul Cantabene	683	Erik Miller	947
Gavin Prout	121	Gary Gait	655	Devin Dalep	862
Paul Gait	111	John Gallant	465	Tom Manos	710
Del Halladay	96	Jay Jalbert	380	Derek Collins	666
Tim Welsh	91	Jamie Hanford	375	J.J. Pearl	402
Tim Hormes	89	Gavin Prout	361	David Lee	399
Matt Kerwick	89	Brian Langtry	352	Chris Sanderson	388
Paul Cantabene	88	Devin Dalep	343	Chris Levis	385
Josh Sims	81	Brian Reese	306	Jeff Gombar	296

<u>Assists</u>		<u>Penalty Minutes</u>	
Gary Gait	335	Brian Reese	298
Gavin Prout	230	John Gallant	186
Paul Cantabene	157	Paul Cantabene	171
Brian Langtry	133	Dave Stilley	149
Del Halladay	107	Jay Jalbert	147
Paul Gait	105	Gavin Prout	139
Josh Sims	98	Kip Fulks	122
Joe Hiltz	98	Ben Prepchuk	115
Rick Sowell	97	Jamie Hanford	114
Bob Martino	78	Nick Carlson	1132

Edmonton Rush

LeMarchard Mansion
#312, 11523-100 Avenue
Edmonton, Alberta T5K0J8
p. (780) 732-7874
f. (780) 732-7834
www.edmontonrush.com



CLUB DIRECTORY



Bruce Urban
Owner & Governor



Duane Vienneau
Team President &
Alternate Governor

Paul Day – General Manager & Head Coach
AJ Johma – Assistant Coach
Darren Fridge – Assistant Coach
Jim Milligan – Assistant Coach
Tammy Van Ooyen – Director of Administration & Events
Pauline Hughes – Director of Communications
Jennifer Gray – Marketing & Promotions Manager
Paul Brosseau – Sales Manager

TEAM INFORMATION

Home Arena/Seating CapacityRexall Place/ 16,839
NLL Team Established2005
Team ColorsBlack, Silver

2007 SEASON REVIEW

Regular Season Record6-10
Home/Road Record4-4/2-6
Regular Season Average Attendance10,815

Edmonton Rush



25-year-old defenseman Chris McElroy scooped a team-high 84 loose balls in 2007

2008 SCHEDULE

<u>Date</u>	<u>Opponent</u>	<u>Time (Mountain)</u>
Sat, Jan 12	at Colorado	7:00 PM
Sat, Jan 19	TORONTO	7:30 PM
Sat, Jan 26	at Chicago	6:00 PM
Sat, Feb 2	PORTLAND	7:30 PM
Sun, Feb 17	at Portland	4:00 PM
Sat, Feb 23	SAN JOSE	7:30 PM
Sat, Mar 1	at Portland	8:30 PM
Sat, Mar 15	ROCHESTER	7:30 PM
Fri, Mar 21	at Toronto	5:30 PM
Sat, Mar 29	SAN JOSE	7:30 PM
Sat, Apr 5	CALGARY	7:30 PM
Fri, Apr 11	at San Jose	8:30 PM
Sat, Apr 12	at Calgary	7:30 PM
Fri, Apr 18	at Colorado	7:00 PM
Sat, Apr 19	COLORADO	7:30 PM
Sat, Apr 26	CALGARY	7:30 PM

Edmonton Rush

2007 REGULAR SEASON RESULTS

<u>Date</u>	<u>Opponent</u>	<u>W-L</u>	<u>Score</u>
Sat. Jan. 6	Philadelphia	W	13-12
Sat. Jan. 13	Calgary	L	13-12
Fri. Jan. 19	Colorado	L	16-9
Sat. Feb. 3	at Colorado	L	16-7
Sat. Feb. 10	Arizona	W	11-9
Sun. Feb. 18	at Arizona	L	12-11 (OT)
Fri. Feb. 23	Portland	W	9-8
Fri. Mar. 2	San Jose	L	11-9
Fri. Mar. 16	Toronto	W	12-9
Sun. Mar. 25	at San Jose	L	14-7
Sat. Mar. 31	at New York	L	11-10
Sun. Apr. 1	at Chicago	W	8-6
Fri. Apr. 6	at Calgary	W	13-12
Sat. Apr. 7	at San Jose	L	9-8
Fri. Apr. 13	at Portland	L	14-10
Sat. Apr. 14	Calgary	L	17-11

2007 REGULAR SEASON STATISTICAL RANKING

	<u>Total</u>	<u>Rank</u>	<u>Average</u>
Goals For:	160	12th	10.00
Goals Against:	189	7th	11.81
Shots On Goal:	734	13th	45.88
Penalty Minutes:	305	3rd	19.06

	<u>Pct.</u>	<u>Rank</u>
Power Play:	38.60	10th
Penalty Killing:	59.26	3rd
Face-Offs Won:	40.58	12th

Edmonton Rush

2007 REGULAR SEASON STATISTICS

<u>##</u>	<u>NAME</u>	<u>GP</u>	<u>G</u>	<u>A</u>	<u>PTS</u>	<u>SH</u>	<u>SOG</u>	<u>GWGPPG</u>	<u>SHG</u>	<u>LB</u>	<u>FW</u>	<u>FA</u>	<u>PIM</u>	
25	Chris Gill	16	37	25	62	150	108	0	15	1	54	0	0	10
8	Dan Stroup	16	29	22	51	172	120	0	10	0	51	0	0	6
81	Jimmy Quinlan	16	23	32	55	153	117	0	8	0	74	0	0	25
9	Randy Daly	12	13	28	41	115	79	2	2	3	64	0	0	9
15	Jamey Bowen	12	11	33	44	83	59	1	5	0	32	0	0	2
22	Jason Wulder	15	10	35	45	91	64	2	3	0	50	0	0	28
44	Chris McElroy	16	8	6	14	39	28	0	0	1	84	0	1	31
X	Ryan O'Connor	9	7	15	22	48	35	1	0	1	25	0	0	8
88	AJ Shannon	5	5	6	11	29	18	0	1	0	13	0	0	4
11	Jamie Roy	11	3	6	9	12	10	0	0	1	36	0	0	32
43	Rory Glaves	16	3	4	7	9	6	0	0	1	53	0	0	12
23	Teddy Jenner	6	2	7	9	18	10	0	0	0	7	0	0	4
21	Darren Hillier	11	2	2	4	8	7	0	0	0	33	0	0	6
12	Dan Finck	12	1	9	10	12	8	0	0	0	45	0	0	8
18	Kevin Howard	7	1	8	9	39	31	0	0	0	7	0	0	6
26	Andrew Turner	16	1	6	7	9	8	0	0	0	71	0	0	34
33	Rob Williams	16	1	4	5	6	5	0	0	1	49	48	156	8
7	Mac Allen	14	1	4	5	5	5	0	0	0	61	115	243	12
29	Buck Stobart	13	1	2	3	10	9	0	0	0	34	5	14	12
6	Cam Bergman	9	1	1	2	3	3	0	0	0	11	0	0	6
0	Curtis Palidwor	12	0	7	7	0	0	0	0	0	2	0	0	0
X	Pat Campbell	12	0	6	6	0	0	0	0	0	7	0	0	0
19	Cory Melville	5	0	2	2	5	4	0	0	0	18	0	0	4
2	Daryl Welsh	3	0	0	0	0	0	0	0	0	4	0	0	16
50	Kurtis Wagar	8	0	0	0	0	0	0	0	0	2	0	0	0
TOTALS:		16	160	270	430	1016	734	6	44	9	887	168	414	305

<u>##</u>	<u>NAME</u>	<u>GP</u>	<u>MINUTES</u>	<u>GA</u>	<u>GA AVG</u>	<u>SAVES</u>	<u>PCT</u>	<u>W</u>	<u>L</u>
0	Curtis Palidwor	12	709:44	124	10.48	465	0.789	5	7
50	Kurtis Wagar	8	31:48	6	11.32	20	0.769	0	0
X	Pat Campbell	12	221:31	56	15.17	147	0.724	1	3
TOTALS:		16	-	189	11.81	632	0.77	6	10

Edmonton Rush

ALL-TIME DRAFT CHOICES

2007 Entry Draft

<u>Rd (overall)</u>	<u>Player Chosen</u>	<u>From</u>
2. (15)	Steve Hutchins	Whitby, ON
3. (34)	John Lintz	Coquitlam, BC
4. (45)	Steve Conrad	Clarington, ON
4. (48)	Dan Hartzell	St. Andrews College
5. (62)	Calvin Craig	Coquitlam, BC
6. (76)	Jordan Coffey	Brampton, ON

2007 Dispersal Draft

<u>Rd (overall)</u>	<u>Player Chosen</u>
2. (20)	Chris Seller
3. (29)	Chris McKay

2006 Entry Draft

<u>Rd (overall)</u>	<u>Player Chosen</u>	<u>From</u>
3. (28)	Kurtis Wagar	St. Catharines, ON
4. (46)	Cory Melville	Burnaby, BC
5. (54)	Kris Hartzell	St. Andrew's College

2005 Entry Draft

<u>Rd (overall)</u>	<u>Player Chosen</u>	<u>From</u>
2. (14)	Mike McLellan	Mercyhurst College
3. (24)	Greg Whitenect	Edmonton, AB
3. (30)	Shane Pederson	Victoria, BC
4. (35)	Brad Rennie	Elmira College
5. (46)	Jon Maresse	Edmonton, AB
6. (57)	Kyle Dupont	Peterborough, ON
6. (60)	Aaron Davis	Coquitlam, BC

2005 Edmonton/ Portland Expansion Draft

<u>Selection</u>	<u>Player Chosen</u>	<u>Position</u>	<u>From</u>
2	Rob Blasdell	Goaltender	San Jose
4	Kevin Howard	Forward	Calgary
6	Sandy Chapman	Forward	Toronto
8	Pat Campbell	Goaltender	Rochester
10	Brad Dairon	Forward	San Jose
12	Randy Daly	Forward	Colorado
14	Scott Campbell	Defenseman	Minnesota
16	Cory Bomberry	Forward	Arizona
18	Jeff Spano	Defenseman	Philadelphia

2005 Anaheim Dispersal Draft

<u>Rd (overall)</u>	<u>Player Chosen</u>
1 (1)	Rory Glaves
2 (12)	Damien Davis

Edmonton Rush

ALL-TIME REGULAR SEASON RECORD VS. OTHER TEAMS

	Home			Away			Overall		
	<u>GP</u>	<u>W</u>	<u>L</u>	<u>GP</u>	<u>W</u>	<u>L</u>	<u>GP</u>	<u>W</u>	<u>L</u>
Arizona	2	1	1	2	0	2	4	1	3
Buffalo	0	0	0	0	0	0	0	0	0
Calgary	3	0	3	3	2	1	6	2	4
Chicago	0	0	0	1	1	0	1	1	0
Colorado	2	0	2	2	0	2	4	0	4
Minnesota	1	0	1	0	0	0	1	0	1
New York	0	0	0	1	0	1	1	0	1
Philadelphia	1	1	0	0	0	0	1	1	0
Portland	2	1	1	3	0	3	5	1	4
Rochester	0	0	0	0	0	0	0	0	0
San Jose	2	0	2	3	0	3	5	0	5
Toronto	2	1	1	1	0	1	3	1	2

Edmonton Rush

SINGLE SEASON RECORDS

<u>Goals</u>			<u>Penalty Minutes</u>		
Chris Gill	37	2007	Trent Smalley	64	2006
Dan Stroup	29	2007	Andrew Turner	34	2007
Jimmy Quinlan	23	2007	Andrew Turner	32	2006
Kevin Howard	21	2006	Jamie Roy	32	2007
Jim Quinlan	20	2006	Chris McElroy	31	2007
Jamey Bowen	19	2006	Chris McElroy	29	2006
Brad Dairon	15	2006	Jason Wulder	28	2007
Randy Daly	13	2007	Chris Stachniak	26	2006
Kerry Susheski	11	2006	Jimmy Quinlan	25	2007
Randy Daly	11	2006	Kerry Susheski	25	2006
Jamey Bowen	11	2007			

<u>Assists</u>			<u>Shots on Goal</u>		
Jason Wulder	35	2007	Dan Stroup	120	2007
Jamey Bowen	33	2007	Jimmy Quinlan	117	2007
Jimmy Quinlan	32	2007	Chris Gill	108	2007
Randy Daly	28	2007	Brad Dairon	100	2006
Chris Gill	25	2007	Jim Quinlan	95	2006
Jamey Bowen	24	2006	Kevin Howard	82	2006
Dan Stroup	22	2007	Randy Daly	79	2007
Brad Dairon	21	2006	Mat Giles	69	2006
Jason Clark	19	2006	Kerry Susheski	68	2006
Kevin Howard	19	2006			
Jim Quinlan	19	2006			

<u>Points</u>			<u>Face-Offs Won</u>		
Chris Gill	62	2007	Mac Allen	115	2007
Jimmy Quinlan	55	2007	Brad Dairon	113	2006
Dan Stroup	51	2007	Rob Williams	48	2007
Jason Wulder	45	2007	Jordan Sundher	42	2006
Jamey Bowen	44	2007	Rob Williams	39	2006
Jamey Bowen	43	2006	Buck Stobart	6	2006
Randy Daly	41	2007	Buck Stobart	5	2007
Kevin Howard	40	2006	Mat Giles	3	2006
Jim Quinlan	39	2006			
Brad Dairon	36	2006			

<u>Loose Balls</u>			<u>Saves</u>		
Andrew Turner	95	2006	Curtis Palidwor	465	2007
Jim Quinlan	86	2006	Pat Campbell	456	2006
Cam Bergman	86	2006	Pat Campbell	147	2007
Chris McElroy	74	2007	Dwight Maetche	138	2006
Andrew Turner	71	2007	Kurtis Wagar	20	2007
Randy Daly	64	2007			
Brad Dairon	62	2006			
Mac Allen	61	2007			
Kerry Susheski	56	2006			

<u>Save Percentage</u>		
Curtis Palidwor	.789	2007
Kurtis Wagar	.769	2007
Dwight Maetche	.754	2006
Pat Campbell	.750	2006
Pat Campbell	.724	2007

Edmonton Rush

ALL-TIME FRANCHISE LEADERS

Games Played

Jim Quinlan	32
Andrew Turner	32
Chris McElroy	30
Jamey Bowen	26
Darren Hillier	25
Randy Daly	24
Buck Stobart	24
Kevin Howard	23
Rob Williams	22
Teddy Jenner	21

Loose Balls

Andrew Turner	166
Jim Quinlan	160
Chris McElroy	132
Randy Daly	115
Rory Glaves	102
Cam Bergman	97
Jamey Bowen	76
Darren Hillier	70
Rob Williams	68
Brad Dairon	62

Goals

Jim Quinlan	43
Jamey Bowen	30
Dan Stroup	29
Chris Gill	25
Randy Daly	24
Kevin Howard	22
Brad Dairon	15
Chris McElroy	11
Kerry Susheski	11
Jason Wulder	10

Penalty Minutes

Andrew Turner	66
Trent Smalley	64
Chris McElroy	60
Jim Quinlan	47
Jamie Roy	32
Jason Wulder	28
Chris Stachniak	26
Kerry Susheski	25
Mat Giles	24
Buck Stobart	24

Assists

Jamey Bowen	57
Jim Quinlan	51
Randy Daly	41
Jason Wulder	35
Kevin Howard	27
Chris Gill	25
Dan Stroup	22
Brad Dairon	21
Jason Clark	19
Pat Campbell	18

Shots on Goal

Jim Quinlan	212
Jamey Bowen	130
Randy Daly	126
Dan Stroup	120
Kevin Howard	113
Chris Gill	108
Brad Dairon	100
Mat Giles	69
Kerry Susheski	68
Jason Wulder	64

Points

Jim Quinlan	94
Jamey Bowen	87
Randy Daly	65
Dan Stroup	51
Chris Gill	50
Kevin Howard	49
Jason Wulder	45
Brad Dairon	36
Kerry Susheski	28
Jason Clark	26
Chris McElroy	26

Face-Offs Won

Mac Allen	115
Brad Dairon	113
Rob Williams	87
Jordan Sundher	42
Buck Stobart	11
Mat Giles	3

Saves


Pat Campbell	603
Curtis Palidwor	465
Dwight Maetche	138
Kurtis Wagar	20

Minnesota Swarm

317 Washington St.
St. Paul, MN 55102
p. (651) 602-6000
www.mnswarm.com



CLUB DIRECTORY



Bob Naegele Jr.
Chairman



Matt Majka
Executive Vice
President



Tom Garrity
President
& Governor



Marty O'Neill
General Manager
& Alternate
Governor

Pamela Wheelock – Executive Vice President / CFO
Mitch Helgerson – Director of Lacrosse Operations
Jim Vanek – Coordinator of Lacrosse Operations
Duane Jacobs – Head Coach
Derek Moffat – Assistant Coach
Mike Lines – Assistant Coach
Neil Doddridge – Director of Scouting
Mike Joseph – Athletic Therapist (Home)
Dave Soden – Athletic Therapist (Road)
Christian Shognosh – Equipment Manager
Aaron Sickman – Public Relations

TEAM INFORMATION

Home Arena/Seating Capacity.....Xcel Energy Center/ 18,064
NLL Team Established2005
Team ColorsBlue, Yellow, Grey

2007 SEASON REVIEW

Regular Season Record9-7
Home/Road Record4-4/5-3
Regular Season Average Attendance9,406

Minnesota Swarm



23-year-old forward Dean Hill exploded for a team-high 32 goals in 2007 after playing only two games in 2006

2008 SCHEDULE

<u>Date</u>	<u>Opponent</u>	<u>Time (Central)</u>
Fri, Jan 11	at Toronto	6:30 PM
Sat, Jan 12	TORONTO	7:00 PM
Sat, Jan 26	at Rochester	7:00 PM
Sat, Feb 2	at San Jose	9:30 PM
Fri, Feb 8	NEW YORK	7:00 PM
Sun, Feb 10	PORTLAND	3:00 PM
Sat, Feb 16	at Buffalo	6:30 PM
Fri, Feb 22	at Philadelphia	7:00 PM
Sat, Mar 8	at Buffalo	6:30 PM
Fri, Mar 14	CHICAGO	7:00 PM
Sat, Mar 29	at Chicago	7:00 PM
Sat, Apr 5	NEW YORK	7:00 PM
Sat, Apr 12	PHILADELPHIA	7:00 PM
Sat, Apr 19	ROCHESTER	7:00 PM
Fri, Apr 25	CHICAGO	7:00 PM
Sat, Apr 26	at Chicago	7:00 PM

Minnesota Swarm

2007 REGULAR SEASON RESULTS

<u>Date</u>	<u>Opponent</u>	<u>W-L</u>	<u>Score</u>
Sat. Jan. 13	Chicago	L	11-10
Fri. Jan. 19	Rochester	W	11-10
Sat. Jan. 20	at Buffalo	L	22-13
Sat. Jan. 27	at Calgary	L	15-14
Fri. Feb. 2	at Portland	W	11-8
Sat. Feb. 17	at New York	W	15-14
Sun. Feb. 18	New York	W	17-14
Sat. Feb. 24	at Chicago	W	19-11
Sun. Mar. 4	Buffalo	W	16-15
Sun. Mar. 18	Philadelphia	W	11-9
Fri. Mar. 23	Toronto	L	13-6
Sat. Mar. 31	Colorado	L	11-9
Fri. Apr. 6	at Toronto	W	13-11
Sat. Apr. 7	at Rochester	L	19-9
Fri. Apr. 13	at Philadelphia	W	11-8
Sat. Apr. 14	Arizona	W	16-15

2007 PLAYOFFS

East Divisional Semifinal

<u>Date</u>	<u>Opponent</u>	<u>W-L</u>	<u>Score</u>
Sun. Apr. 22	Buffalo	L	14-8

2007 REGULAR SEASON STATISTICAL RANKING

	<u>Total</u>	<u>Rank</u>	<u>Average</u>
Goals For:	200	5th	12.50
Goals Against:	207	12th	12.94
Shots On Goal:	785	7th	49.06
Penalty Minutes:	336	6th	21.00

	<u>Pct.</u>	<u>Rank</u>
Power Play:	48.15	3rd
Penalty Killing:	51.49	10th
Face-Offs Won:	50.53	4th

Minnesota Swarm

2007 REGULAR SEASON STATISTICS

<u>##</u>	<u>NAME</u>	<u>GP</u>	<u>G</u>	<u>A</u>	<u>PTS</u>	<u>SH</u>	<u>SOG</u>	<u>GWGPPG</u>	<u>SHG</u>	<u>LB</u>	<u>FW</u>	<u>FA</u>	<u>PIM</u>	
73	Dean Hill	14	32	21	53	115	93	1	12	0	29	0	0	4
17	Sean Pollock	15	26	41	67	133	100	1	11	0	60	0	0	28
44	Ryan Ward	15	23	52	75	135	104	1	7	0	44	0	0	6
22	Kasey Beirnes	15	23	20	43	104	86	0	6	2	49	0	0	8
48	Scott Stewart	15	17	23	40	100	67	1	1	1	57	0	0	4
15	Spencer Martin	14	14	27	41	92	64	1	5	1	56	0	0	15
19	Chad Culp	11	13	24	37	75	56	2	2	0	29	0	0	12
90	Mike Hominuck	6	12	16	28	45	32	0	4	0	25	0	0	2
50	Ryan Cousins	16	9	14	23	29	22	0	0	2	108	0	0	16
X	Kelly Hall	5	8	9	17	54	30	0	2	0	7	0	0	10
10	Brock Boyle	12	8	7	15	50	40	0	0	0	41	0	0	12
18	Andrew Biers	15	4	14	18	26	20	0	1	0	67	18	48	5
26	Ryan Sharp	8	3	3	6	24	20	1	0	0	40	0	0	10
X	Mark Miyashita	8	3	5	8	7	6	1	0	0	98	129	215	2
55	Mike Kilby	16	2	6	8	8	5	0	0	0	37	0	0	56
16	Noah Talbot	15	1	8	9	6	5	0	0	0	74	0	0	23
47	Travis Hill	8	1	7	8	6	4	0	0	0	71	93	212	8
12	Eric Pacey	12	1	5	6	14	8	0	1	0	27	0	0	40
23	Jon Sullivan	16	0	6	6	9	8	0	0	0	53	0	0	18
77	Riley Kemp	11	0	5	5	8	4	0	0	0	58	0	0	24
8	Rory McDade	3	0	4	4	5	5	0	0	0	8	0	0	7
93	Nick Patterson	16	0	3	3	1	0	0	0	0	11	0	0	0
1	Matt Disher	16	0	1	1	1	0	0	0	0	12	0	0	0
6	Ashton McLean	3	0	1	1	2	2	0	0	0	7	0	0	4
20	Kyle Ross	2	0	1	1	4	4	0	0	0	6	0	0	2
X	Eric Perkins	1	0	0	0	0	0	0	0	0	0	0	0	0
	TOTALS	16	200	323	523	1053	785	9	52	6	1074	240	475	336

<u>##</u>	<u>NAME</u>	<u>GP</u>	<u>MINUTES</u>	<u>GA</u>	<u>GA AVG</u>	<u>SAVES</u>	<u>PCT</u>	<u>W</u>	<u>L</u>
93	Patterson, Nick	16	656:19	125	11.43	430	0.775	7	5
1	Disher, Matt	16	300:58	81	16.15	169	0.676	2	2
	TOTALS:	16		207	12.94	599	0.743	9	7

Minnesota Swarm

ALL-TIME DRAFT CHOICES

2007 Entry Draft

<u>Rd (overall)</u>	<u>Player Chosen</u>	<u>From</u>
1. (9)	Justin Norbraten	Bellarmine University
2. (18)	Brandon Swamp	SUNY Potsdam
2. (23)	Marc Jackson	Whitby, ON
2. (27)	Chris Courtney	Six Nations, ON
4. (51)	Angus Goodleaf	Burnaby, BC
5. (60)	Brad Favero	Canisius College
6. (79)	Mike Paul	New Westminster, BC

2007 Dispersal Draft

<u>Rd (overall)</u>	<u>Player Chosen</u>
1. (5)	Andy Secore
1. (8)	Ryan Avery
2. (17)	Mike Grimes
3. (32)	Mark Tinning

2006 Entry Draft

<u>Rd (overall)</u>	<u>Player Chosen</u>	<u>From</u>
3. (30)	Tyler Haas	Victoria, BC
3. (31)	Kevin Crosswell	Port Coquitlam, BC
4. (44)	Kevin Milkowski	Victoria, BC
5. (57)	Andrew Witt	New Westminster, BC
5. (63)	Dave Ellis	Six Nations, ON
6. (70)	Huey Johnson	Six Nations, ON

2005 Entry Draft

<u>Rd (overall)</u>	<u>Player Chosen</u>	<u>From</u>
2. (17)	Nolan Heavenor	Limestone College
4. (37)	Nate Andres	Whitby, ON
4. (38)	Tyler Perry	Whitby, ON
5. (48)	Dean Hill	Spartan, ON
6. (59)	Mike Leong	Surrey, BC

2005 Anaheim Dispersal Draft

<u>Rd (overall)</u>	<u>Player Chosen</u>
1 (4)	Bruce Murray
2 (15)	Ryan Powell

2004 Minnesota Swarm Expansion Draft

<u>Selection</u>	<u>Player Chosen</u>	<u>Position</u>	<u>From</u>
1	Cam Bergman	Defenseman	Anaheim Storm
2	Sean Pollock	Forward	Arizona Sting
3	Jason Clark	Forward	Buffalo Bandits
4	Matt King	Goaltender	Calgary Roughnecks
5	Curtis Smith	Forward	Colorado Mammoth
6	Sean Nadelen	Defenseman	Philadelphia Wings
7	John Harasym	Forward	Rochester Knighthawks
8	Dan Teat	Forward	San Jose Stealth
9	Rusty Kruger	Forward	Toronto Rock
10	Bruce Alexander	Defenseman	Vancouver Ravens

Minnesota Swarm

ALL-TIME DRAFT CHOICES

2004 Entry Draft

<u>Rd (overall)</u>	<u>Player Chosen</u>	<u>From</u>
1 (6)	Ryder Bateman	Victoria, BC
2 (10)	Scott Campbell	Brooklin, ON
5 (44)	Kyle Ross	Port Coquitlam, BC
6 (55)	Mike Attwood	St. Catherines, ON

2004 Vancouver Dispersal Draft

<u>Rd (overall)</u>	<u>Player Chosen</u>
1 (1)	Craig Conn
1 (6)*	Nick Patterson
2 (11)	D'Arcy Berthiume

ALL-TIME REGULAR SEASON RECORD VS. OTHER TEAMS

	Home			Away			Overall		
	<u>GP</u>	<u>W</u>	<u>L</u>	<u>GP</u>	<u>W</u>	<u>L</u>	<u>GP</u>	<u>W</u>	<u>L</u>
Arizona	1	1	0	1	0	1	2	1	1
Buffalo	4	0	4	4	1	3	8	1	7
Calgary	0	0	0	2	1	1	2	1	1
Chicago	1	0	1	1	1	0	2	1	1
Colorado	2	0	2	0	0	0	2	0	2
Edmonton	0	0	0	1	1	0	1	1	0
New York	1	1	0	1	1	0	2	2	0
Philadelphia	5	3	2	3	2	1	8	5	3
Portland	1	0	1	2	2	0	3	2	1
Rochester	4	2	2	4	1	3	8	3	5
San Jose	1	1	0	1	1	0	2	2	0
Toronto	3	1	2	3	1	2	6	2	4

ALL-TIME POST SEASON RECORD VS. OTHER TEAMS

	Home			Away			Overall		
	<u>GP</u>	<u>W</u>	<u>L</u>	<u>GP</u>	<u>W</u>	<u>L</u>	<u>GP</u>	<u>W</u>	<u>L</u>
Buffalo	0	0	0	2	0	2	2	0	2

Minnesota Swarm

SINGLE SEASON RECORDS

<u>Goals</u>			<u>Loose Balls</u>		
Dean Hill	32	2007	Ryan Cousins	108	2007
Kelly Hall	27	2005	Mark Miyashita	98	2007
Sean Pollock	26	2007	Riley Kemp	94	2005
Kasey Beirnes	24	2006	D'Arcy Berthiaume	88	2005
Ryan Ward	23	2007	Chad Culp	87	2005
Kasey Beirnes	23	2007	Mark Miyashita	87	2006
Chad Culp	20	2006	Craig Conn	78	2005
Ryder Bateman	20	2005	Noah Talbot	78	2006
Ryan Ward	19	2005	Noah Talbot	74	2007
Ryan Ward	19	2006	Travis Hill	71	2007
<u>Assists</u>			<u>Penalty Minutes</u>		
Ryan Ward	52	2007	Mike Kilby	56	2007
Ryan Ward	47	2006	Ryan Cousins	45	2005
Sean Pollock	41	2007	Mike Kilby	45	2005
Chad Culp	35	2006	Eric Pacey	40	2007
Kasey Beirnes	28	2006	Ray Guze	35	2005
Jamie Taylor	27	2005			
Spencer Martin	27	2007	<u>Face-Offs Won</u>		
Ryan Ward	25	2005	Mark Miyashita	129	2007
Sean Pollock	24	2006	D'Arcy Berthiaume	99	2005
Jamie Taylor	24	2006	Travis Hill	93	2007
Chad Culp	24	2007	Mark Miyashita	80	2006
			Craig Conn	79	2005
<u>Points</u>			<u>Saves</u>		
Ryan Ward	75	2007	Matt Disher	512	2005
Sean Pollock	67	2007	Nick Patterson	430	2007
Ryan Ward	66	2006	Nick Patterson	342	2006
Chad Culp	55	2006	Matt Disher	266	2006
Dean Hill	53	2007	Matt Disher	169	2007
Kasey Beirnes	52	2006			
Kelly Hall	48	2005	<u>Save Percentage</u>		
Ryan Ward	44	2005	John McLellan	.795	2005
Kasey Beirnes	43	2007	Nick Patterson	.790	2006
Spencer Martin	41	2007	Nick Patterson	.775	2007
Chad Culp	41	2005	Matt Disher	.773	2006
			Mike Attwood	.733	2005
<u>Shots On Goal</u>					
Ryan Ward	118	2006			
Chad Culp	112	2006			
Ryan Ward	104	2007			
Sean Pollock	100	2007			
Kelly Hall	99	2005			

Minnesota Swarm

ALL-TIME FRANCHISE LEADERS

<u>Games Played</u>	
Ryan Cousins	46
Mike Kilby	45
Brock Boyle	43
Riley Kemp	43
Sean Pollock	43
Ryan Ward	42
Jon Sullivan	41
Chad Culp	40
Eric Pacey	38
Jamie Taylor	31

<u>Loose Balls</u>	
Riley Kemp	222
Ryan Cousins	221
Chad Culp	185
Mark Miyashita	185
Sean Pollock	164
Noah Talbot	152
D'Arcy Berthiaume	140
Jon Sullivan	136
Ryan Ward	134
Brock Boyle	133

<u>Goals</u>	
Ryan Ward	61
Chad Culp	51
Kelly Hall	51
Sean Pollock	51
Kasey Beirnes	47
Dean Hill	38
Brock Boyle	30
Spencer Martin	21
Ryder Bateman	20
D'Arcy Berthiaume	18
Scott Stewart	18

<u>Penalty Minutes</u>	
Mike Kilby	119
Ryan Cousins	93
Eric Pacey	74
Riley Kemp	68
Sean Pollock	65
Kelly Hall	60
Chad Culp	54
Brock Boyle	53
Jon Sullivan	50
Ray Guze	35

<u>Assists</u>	
Ryan Ward	124
Chad Culp	82
Sean Pollock	81
Jamie Taylor	51
Kasey Beirnes	48
Kelly Hall	39
Spencer Martin	33
Ryan Cousins	24
Riley Kemp	24
Scott Stewart	23

<u>Shots On Goal</u>	
Ryan Ward	326
Chad Culp	282
Sean Pollock	268
Kelly Hall	242
Kasey Beirnes	167
Jamie Taylor	143
Dean Hill	102
Kerry Susheski	101
Spencer Martin	95
Brock Boyle	94

<u>Points</u>	
Ryan Ward	185
Chad Culp	133
Sean Pollock	132
Kasey Beirnes	95
Kelly Hall	90
Jamie Taylor	68
Dean Hill	60
Spencer Martin	54
Brock Boyle	51
Scott Stewart	41

<u>Saves</u>	
Matt Disher	947
Nick Patterson	834
John McLellan	31
Mike Attwood	22

<u>Face-Offs Won</u>	
Mark Miyashita	209
D'Arcy Berthiaume	148
Travis Hill	124
Craig Conn	79
Andrew Biers	31
Ryan Cousins	15

New York Titans

420 Lexington Avenue
Suite 1644
New York, NY 10017
1-888-8-TITANS (884-8267)
www.nytitans.com



CLUB DIRECTORY



Gary Rosenbach
Principal Owner



Leo Russell
Chairman



Tim Kelly
Governor & COO

Jimmy Butler – Director of Lacrosse Operations
Adam Mueller – Head Coach
Paul Stewart – Assistant Coach
Paul Deniken – Assistant Coach
Blaine Harrison – Assistant Coach
Dana Czapnik – Media Relations Director
TJ Barry – Director of Ticket Sales

TEAM INFORMATION

Home Arena/Seating CapacityMadison Square Garden/16,759
NLL Team Established2007
Team ColorsOrange & Blue

2007 SEASON REVIEW

Regular Season Record4-12
Home/Road Record3-5/1-7
Regular Season Average Attendance7,658

New York Titans



Team Captain Casey Powell will return to Madison Square Garden for his second season with the Titans

2008 SCHEDULE

<u>Date</u>	<u>Opponent</u>	<u>Time (Eastern)</u>
Sat, Jan 12at Portland10:30 PM
Sat, Jan 19at Buffalo7:30 PM
Sat, Jan 26at Toronto7:00 PM
Thu, Jan 31SAN JOSE7:30 PM
Fri, Feb 8at Minnesota8:00 PM
Sun, Feb 10BUFFALO12:30 PM
Sat, Feb 16at Chicago8:00 PM
Sat, Feb 23at Rochester7:30 PM
Fri, Feb 29at Philadelphia8:00 PM
Fri, Mar 14at Toronto7:30 PM
Sat, Mar 22PHILADELPHIA (at Trenton, NJ)7:30 PM
Sat, Apr 5at Minnesota8:00 PM
Sat, Apr 12COLORADO8:00 PM
Fri, Apr 18CHICAGO7:30 PM
Sat, Apr 19at Philadelphia7:30 PM
Sat, Apr 26ROCHESTER8:00 PM

New York Titans

2007 FINAL REGULAR SEASON

<u>Date</u>	<u>Opponent</u>	<u>W-L</u>	<u>Score</u>
Sat. Jan. 6	at Chicago	L	15-12
Fri. Jan. 12	at Buffalo	L	16-14
Sat. Jan. 20	Chicago	W	11-9
Fri. Jan. 26	Philadelphia	L	16-11
Sat. Jan. 27	at Rochester	L	22-18
Fri. Feb. 2	at Arizona	L	16-15
Sat. Feb. 17	Minnesota	L	15-14
Sun. Feb. 18	at Minnesota	L	17-14
Sat. Feb. 24	San Jose	L	12-11
Sat. Mar. 3	Toronto	W	13-10
Sat. Mar. 17	Buffalo	L	11-8
Sat. Mar. 24	Rochester	L	21-15
Sun. Mar. 25	at Chicago	L	12-8
Sat. Mar. 31	Edmonton	W	11-10
Sat. Apr. 7	at Philadelphia	L	20-8
Sat. Apr. 14	at Toronto	W	12-11

2007 REGULAR SEASON STATISTICAL RANKING

	<u>Total</u>	<u>Rank</u>	<u>Average</u>
Goals For:	195	6th	12.19
Goals Against:	233	13th	14.56
Shots On Goal:	832	5th	52.00
Penalty Minutes:	349	7th	21.81

	<u>Pct.</u>	<u>Rank</u>
Power Play:	38.41	12th
Penalty Killing:	44.92	13th
Face-Offs Won:	47.56	7th

New York Titans

2007 REGULAR SEASON STATISTICS

<u>##</u>	<u>NAME</u>	<u>GP</u>	<u>G</u>	<u>A</u>	<u>PTS</u>	<u>SH</u>	<u>SOG</u>	<u>GWGPPG</u>	<u>SHG</u>	<u>LB</u>	<u>FW</u>	<u>FA</u>	<u>PIM</u>	
42	Pat Maddalena	16	40	43	83	217	178	1	9	2	99	0	0	6
14	Ryan Boyle	16	29	53	82	164	119	0	7	1	77	0	0	11
1	Casey Powell	13	29	51	80	128	100	0	8	0	90	0	0	22
19	Mike McLellan	16	26	18	44	117	95	0	16	0	49	0	0	0
2	Brendan Mundorf	14	23	21	44	109	81	0	6	1	50	0	0	12
24	Gewas Schindler	14	12	25	37	94	75	0	4	0	31	0	0	8
47	Jeff Spano	15	8	19	27	42	30	1	0	1	96	0	0	14
12	Jarrett Park	16	6	13	19	40	29	0	0	1	129	0	0	43
4	Bobby Horsey	10	5	8	13	18	15	1	0	0	20	3	10	8
15	Matt Zash	9	5	8	13	28	17	0	2	0	46	29	80	0
X	Roy Colsey	4	1	10	11	45	31	0	0	1	12	0	0	2
71	Keevin Galbraith	12	2	7	9	5	3	0	0	1	39	0	0	22
7	Matt Alrich	16	1	8	9	9	9	1	0	0	60	0	0	16
45	Joseph Ghedina	9	1	6	7	2	2	0	0	0	40	123	239	4
48	Matt Vinc	14	0	7	7	0	0	0	0	0	17	0	0	2
10	Brian Tower	14	3	3	6	30	23	0	1	0	18	0	0	9
56	John Orsen	12	0	6	6	2	1	0	0	0	65	0	0	31
20	Greg Peyser	8	3	2	5	18	11	0	0	1	38	14	33	19
41	Bryan Barrett	16	0	5	5	1	1	0	0	0	61	0	0	18
X	Blake Miller	3	1	1	2	8	7	0	0	0	9	0	0	6
65	Nick Schroeder	10	0	2	2	0	0	0	0	0	1	0	0	0
34	Anthony Kelly	5	0	1	1	2	2	0	0	0	17	65	130	26
X	Curtis Palidwor	6	0	1	1	0	0	0	0	0	2	0	0	0
32	Rich Brzeski	16	0	0	0	0	0	0	0	0	16	0	0	42
X	Tyler Francey	2	0	0	0	3	3	0	0	0	17	0	0	6
00	Erik Miller	2	0	0	0	0	0	0	0	0	0	0	0	0

TOTALS: 16 195 318 513 1082 832 4 53 9 1099 234 492 349

<u>##</u>	<u>NAME</u>	<u>GP</u>	<u>MINUTES</u>	<u>GA</u>	<u>GA AVG</u>	<u>SAVES</u>	<u>PCT</u>	<u>W</u>	<u>L</u>
48	Matt Vinc	14	712:15	157	13.23	419	0.727	3	9
X	Curtis Palidwor	6	163:27	44	16.15	120	0.732	1	1
65	Nick Schroeder	10	81:22	30	22.12	48	0.615	0	2
00	Erik Miller	2	00:00	0	0.00	0	0.000	0	0

TOTALS: 16 - 233 14.56 587 0.716 4 12

New York Titans

ALL-TIME DRAFT CHOICES

2007 Entry Draft

<u>Rd (overall)</u>	<u>Player Chosen</u>	<u>From</u>
1. (1)	Jordan Hall	University of Delaware
1. (13)	Mitch Belisle	Cornell University
2. (17)	Rory Smith	Brampton, ON
3. (29)	Rob Smith	University of Delaware
3. (36)	Jamison Koesterer	Johns Hopkins University
4. (50)	Ricky Smith	University of Virginia
5. (59)	Mike Haas	Villanova University

2007 Dispersal Draft

<u>Rd (overall)</u>	<u>Player Chosen</u>
1. (2)	Patrick Merrill
2. (23)	Matt Alrich
3. (26)	Greg Downing

2006 Entry Draft

<u>Rd (overall)</u>	<u>Player Chosen</u>	<u>From</u>
1. (11)	Brendan Mundorf	UMBC
3. (26)	Garret Kikot	Bellarmino University
3. (32)	Matt Zash	Duke University
4. (39)	John Orsen	Hofstra University
5. (52)	Joe Boulukos	Cornell University
6. (65)	Chris Unterstein	Hofstra University

2006 Expansion Draft

<u>Selection</u>	<u>Player Chosen</u>	<u>Position</u>	<u>From</u>
2	Pat Maddalena	Forward	Arizona
4	Curtis Palidwor	Goaltender	Calgary
6	Aaron Bold	Goaltender	Portland
8	Jon Sullivan	Defenseman	Minnesota
10	Rich Brzeski	Defenseman	Philadelphia
12	Jarrett Park	Forward	San Jose
14	Jeff Spano	Defenseman	Philadelphia
16	Mike McLellan	Forward	Arizona
18	Matt Taylor	Forward	Toronto
20	Eric Pacey	Defenseman	Minnesota
22	Tyler Heavenor	Forward	Edmonton

New York Titans

ALL-TIME REGULAR SEASON RECORD VS. OTHER TEAMS

	Home			Away			Overall		
	<u>GP</u>	<u>W</u>	<u>L</u>	<u>GP</u>	<u>W</u>	<u>L</u>	<u>GP</u>	<u>W</u>	<u>L</u>
Arizona	0	0	0	1	0	1	1	0	1
Buffalo	1	0	1	1	0	1	2	0	2
Chicago	1	1	0	2	0	2	3	1	2
Edmonton	1	1	0	0	0	0	1	1	0
Minnesota	1	0	1	1	0	1	2	0	2
Philadelphia	1	0	1	1	0	1	2	0	2
Rochester	1	0	1	1	0	1	2	0	2
San Jose	1	0	1	0	0	0	1	0	1
Toronto	1	1	0	1	1	0	2	2	0

New York Titans

Goals

Pat Maddalena	40	2007
Ryan Boyle	29	2007
Casey Powell	29	2007
Mike McLellan	26	2007
Brendan Mundorf	23	2007

Assists

Ryan Boyle	53	2007
Casey Powell	51	2007
Pat Maddalena	43	2007
Gewas Schindler	25	2007
Brendan Mundorf	21	2007

Points

Pat Maddalena	83	2007
Ryan Boyle	82	2007
Casey Powell	80	2007
Mike McLellan	44	2007
Brendan Mundorf	44	2007

Loose Balls

Jarett Park	129	2007
Pat Maddalena	99	2007
Jeff Spano	96	2007
Casey Powell	90	2007
Ryan Boyle	77	2007

Penalty Minutes

Jarett Park	43	2007
Rich Brzeski	42	2007
John Orsen	31	2007
Anthony Kelly	26	2007
Keevin Galbraith	22	2007
Casey Powell	22	2007

Shots On Goal

Pat Maddalena	178	2007
Ryan Boyle	119	2007
Casey Powell	100	2007
Mike McLellan	95	2007
Brendan Mundorf	81	2007

Face-Offs Won

Joe Ghedina	123	2007
Anthony Kelly	65	2007
Matt Zash	29	2007
Greg Peyser	14	2007
Bobby Horsey	3	2007

Saves

Matt Vinc	419	2007
Curtis Palidwor	120	2007
Nick Schroeder	48	2007

Save Percentage

Curtis Palidwor	73.2	2007
Matt Vinc	72.7	2007
Nick Schroeder	61.5	2007

New York Titans

<u>Games Played</u>		<u>Penalty Minutes</u>	
Matt Alrich	16	Jarett Park	43
Bryan Barrett	16	Rich Brzeski	42
Ryan Boyle	16	John Orsen	31
Rich Brzeski	16	Anthony Kelly	26
Pat Maddalena	16	Keevin Galbraith	22
Mike McLellan	16	Casey Powell	22
Jarrett Park	16		

<u>Goals</u>		<u>Shots on Goal</u>	
Pat Maddalena	40	Pat Maddalena	178
Ryan Boyle	29	Ryan Boyle	119
Casey Powell	29	Casey Powell	100
Mike McLellan	26	Mike McLellan	95
Brendan Mundorf	23	Brendan Mundorf	81

<u>Assists</u>		<u>Face-Offs Won</u>	
Ryan Boyle	53	Joe Ghedina	123
Casey Powell	51	Anthony Kelly	65
Pat Maddalena	43	Matt Zash	29
Gewas Schindler	25	Greg Peyser	14
Brendan Mundorf	21	Bobby Horsey	3

<u>Points</u>		<u>Saves</u>	
Pat Maddalena	83	Matt Vinc	419
Ryan Boyle	82	Curtis Palidwor	120
Casey Powell	80	Nick Schroeder	48
Mike McLellan	44		
Brendan Mundorf	44		

<u>Loose Balls</u>	
Jarett Park	129
Pat Maddalena	99
Jeff Spano	96
Casey Powell	90
Ryan Boyle	77

Philadelphia Wings

Wachovia Center
 3601 South Broad Street
 Philadelphia, PA 19148
 p. (215) 389-9464
 f. (215) 389-9403
 www.wingslax.com



CLUB DIRECTORY



Russ Cline
 Owner, President
 & Governor



Chris Fritz
 Executive
 Vice President
 & Owner



Mike French
 Executive Vice
 President, Owner &
 Alternate Governor

Frank Miceli – Chief Operating Officer
 Jennifer Stefani – Director of Lacrosse Operations
 Lindsay Sanderson – General Manager
 Dave Huntley – Head Coach
 Chris Sanderson – Assistant Coach
 Corinne Kolesinskas – Sales Manager
 Craig Bevan – Account Executive
 Reta Feldman – Account Executive
 Mike Soriano – Marketing Coordinator

TEAM INFORMATION

Home Arena/Seating CapacityWachovia Center/19,517
 NLL Team Established1987
 Team Colors.....Red, Black, White, Grey

2007 SEASON REVIEW

Regular Season Record6-10
 Home/Road Record4-4/2-6
 Regular Season Average Attendance11,318

Philadelphia Wings



Fan favorite Geoff Snider won 201 of 268 faceoffs for the Wings in 2007

2008 SCHEDULE

<u>Date</u>	<u>Opponent</u>	<u>Time (Eastern)</u>
Sat, Jan 12	CHICAGO	7:30 PM
Fri, Jan 18	ROCHESTER	8:00 PM
Sat, Jan 26	BUFFALO	7:30 PM
Fri, Feb 15	at Colorado	9:00 PM
Fri, Feb 22	MINNESOTA	8:00 PM
Fri, Feb 29	NEW YORK	8:00 PM
Sat, Mar 1	at Buffalo	7:30 PM
Sat, Mar 8	TORONTO	1:00 PM
Fri, Mar 14	SAN JOSE	8:00 PM
Sat, Mar 22	at New York (Trenton, NJ)	7:30 PM
Sat, Mar 29	at Rochester	7:00 PM
Sat, Apr 5	at Chicago	8:00 PM
Fri, Apr 11	at Portland	10:30 PM
Sat, Apr 12	at Minnesota	8:00 PM
Sat, Apr 19	NEW YORK	7:30 PM
Sat, Apr 26	at Toronto	7:00 PM

Philadelphia Wings

2007 FINAL REGULAR SEASON

<u>Date</u>	<u>Opponent</u>	<u>W-L</u>	<u>Score</u>
Sat. Jan. 6	at Edmonton	L	13-12
Sat. Jan. 13	Portland	L	14-12
Sat. Jan. 20	San Jose	W	9-8
Fri. Jan. 26	at New York	W	16-11
Sat. Jan. 27	Toronto	W	10-9
Sat. Feb. 10	at Calgary	W	10-7
Sat. Feb. 17	Buffalo	L	12-8
Sat. Feb. 24	at Buffalo	L	13-12
Sat. Mar. 3	Rochester	L	14-13
Sun. Mar. 18	at Minnesota	L	11-9
Sat. Mar. 24	Chicago	W	12-11
Fri. Mar. 30	at Toronto	L	15-6
Sat. Mar. 31	at Rochester	L	12-10
Sat. Apr. 7	New York	W	20-8
Fri. Apr. 13	Minnesota	L	11-8
Sat. Apr. 14	at Chicago	L	17-11

2007 REGULAR SEASON STATISTICAL RANKING

	<u>Total</u>	<u>Rank</u>	<u>Average</u>
Goals For:	178	10th	11.13
Goals Against:	186	5th	11.63
Shots On Goal:	845	3rd	52.81
Penalty Minutes:	329	4th	20.56

	<u>Pct.</u>	<u>Rank</u>
Power Play:	38.46	11th
Penalty Killing:	57.41	6th
Face-Offs Won:	73.66	1st

Philadelphia Wings

2007 REGULAR SEASON STATISTICS

<u>##</u>	<u>NAME</u>	<u>GP</u>	<u>G</u>	<u>A</u>	<u>PTS</u>	<u>SH</u>	<u>SOG</u>	<u>GWGPPG</u>	<u>SHG</u>	<u>LB</u>	<u>FW</u>	<u>FL</u>	<u>PIM</u>	
32	Athan Iannucci	15	30	24	54	205	146	10	0	1	123	0	0	16
19	Sean Greenhalgh	16	26	42	68	196	139	12	0	0	100	0	0	2
66	Jake Bergey	15	22	25	47	125	90	1	2	0	60	0	0	6
27	Dan Marohl	16	20	44	64	156	105	5	1	0	71	0	0	2
88	Kyle Wailes	11	16	21	37	120	86	4	0	1	41	0	0	8
90	Jeff Ratcliffe	14	16	5	21	83	62	5	0	0	66	0	0	26
4	Geoff Snider	15	14	17	31	77	63	0	0	2	180	201	268	62
17	Marc Morley	12	11	7	18	62	54	3	0	0	46	0	0	2
21	Keith Cromwell	10	7	17	24	58	37	0	0	0	27	0	0	0
7	Kyle Sweeney	16	4	7	11	15	14	0	0	0	85	0	0	6
1	John Christmas	14	4	2	6	19	14	0	1	0	51	0	0	10
77	Rob Van Beek	16	2	14	16	18	11	0	0	0	101	0	0	22
2	Ian Llord	11	2	6	8	7	6	0	0	1	49	0	0	18
45	Kyle Fiat	14	1	8	9	7	7	0	0	1	45	0	0	13
34	Shawn Nadelen	13	1	6	7	5	2	0	0	0	62	1	1	15
28	Thomas Hajek	16	1	4	5	5	3	0	0	0	94	0	0	53
24	Peter Jacobs	14	1	3	4	4	4	0	0	0	79	114	160	0
37	Matt Roik	14	0	3	3	1	0	0	0	0	16	0	0	8
9	Ian Rosenburger	5	0	3	3	1	1	0	0	0	7	0	0	4
29	Ken Montour	12	0	1	1	1	0	0	0	0	2	0	0	0
82	Zach Burke	12	0	0	0	1	1	0	0	0	28	0	0	26
30	Jay Preece	6	0	0	0	0	0	0	0	0	1	0	0	0
22	Damien Davis	1	0	0	0	0	0	0	0	0	2	0	0	4
TOTALS:		16	178	259	437	1166	845	40	4	6	1336	316	429	329

<u>##</u>	<u>NAME</u>	<u>GP</u>	<u>MINUTES</u>	<u>GA</u>	<u>GA AVG</u>	<u>SAVES</u>	<u>PCT</u>	<u>W</u>	<u>L</u>
37	Matt Roik	14	744:24	138	11.12	423	0.754	6	6
29	Ken Montour	12	102:48	21	12.26	48	0.696	0	3
30	Jay Preece	6	104:01	24	13.84	62	0.721	0	1
TOTALS:		16	-	186	11.63	533	0.741	6	10

Philadelphia Wings

ALL-TIME DRAFT CHOICES

2007 Entry Draft

<u>Rd</u> (overall)	<u>Player Chosen</u>	<u>From</u>
1. (2)	Merrick Thomson	University of Albany
2. (25)	David Mitchell	Cornell University
3. (37)	Drew Westervelt	UMBC
3. (41)	Jim Borell	University of Maryland
6. (74)	Adam Crystal	Drexel University
6. (77)	Brian Hubschmann	University of Notre Dame

2007 Dispersal Draft

<u>Rd</u> (overall)	<u>Player Chosen</u>
1. (3)	Rob Blasdel
2. (22)	Jamie Rooney
3. (27)	Brenden Thenhaus

2006 Entry Draft

<u>Rd</u> (overall)	<u>Player Chosen</u>	<u>From</u>
1. (4)	Geoff Snider	University of Denver
1. (5)	Ian Llord	St. Catharines, ON
1. (8)	Athan Ianucci	Hofstra University
4. (43)	Kyle Dixon	University of Virginia
5. (56)	Pat Walsh	University of Notre Dame
6. (69)	Mike Culver	University of Virginia

2005 Entry Draft

<u>Rd</u> (overall)	<u>Player Chosen</u>	<u>From</u>
1. (3)	Sean Greenhalgh	Cornell University
1. (4)	Luke Wiles	University of Delaware
1. (9)	Chad Thompson	Orillia, ON
2. (22)	Kyle Harrison	Johns Hopkins University
3. (27)	Benson Erwin	Johns Hopkins University
5. (49)	John Christmas	University of Virginia

2004 Entry Draft

<u>Rd</u> (overall)	<u>Player Chosen</u>	<u>From</u>
1 (5)	Rob Van Beek	Port Coquitlam, BC
2 (14)	Dan Fink	Whittier College
3 (25)	Scott Paterson	Orangeville, ON
4 (36)	Brian Nee	Syracuse University
4 (42)	Andy Murray	Salisbury University
5 (48)	Kris Davis	Roanoke College
6 (59)	Stephen Berger	Washington College

2004 Vancouver Dispersal Draft

<u>Rd</u> (overall)	<u>Player Chosen</u>
1 (7)	Matt Dwane
2 (14)	Ian Hawksbee

Philadelphia Wings

ALL-TIME DRAFT CHOICES

2003 Entry Draft

<u>Rd</u> (overall)	<u>Player Chosen</u>	<u>From</u>
1 (3)	Ryan Ward	Butler University
1 (9)	Tom Hajek	Victoria, BC
3 (30)	Michael Howley	University of Maryland
4 (41)	Kevin Brennan	Duke University
5 (51)	Pat Collins	Georgetown University
6 (61)	Michael Springer	Syracuse University
7 (72)	Michael Pape	Cabrini
10 (83)	Kyle Sweeney	Georgetown University

2003 Ottawa Dispersal Draft

<u>Rd</u> (overall)	<u>Player Chosen</u>
1 (4)	Kevin Howard
2 (15)	Jake Lawson
3 (26)	DJ Serr

2002 Entry Draft

<u>Rd</u> (overall)	<u>Player</u>	<u>From</u>
3 (35)	Ashton McLean	Toronto, ON
4 (44)	Rob Coscia	C.W. Post
5 (56)	Will Driscoll	Penn State University
6 (68)	Drew Cavadias	C.W. Post
7 (80)	Paul Chamoun	Lemoyne College
8 (92)	Mike Lamonica	University of Maryland

2001 Expansion Draft

<u>Rd</u> (overall)	<u>Player</u>	<u>From</u>
9 (33)	Dan Martin	Washington

2001 Entry Draft

<u>Rd</u> (overall)	<u>Player</u>	<u>From</u>
3 (36)	Mike Hominuck	St. Catherines, ON
4 (52)	Matt Stribel	Princeton University
5 (65)	Chris Campbell	Limestone
6 (78)	Andrew Combs	University of Maryland
7 (91)	Rodger Combs	Georgetown University
8 (104)	Greg Patchuk	Duke University
9 (117)	Matt Bailer	Princeton University

Philadelphia Wings

ALL-TIME DRAFT CHOICES

2000 Draft

<u>Rd</u> (overall)	<u>Player</u>	<u>From</u>
1 (4)	Jeff Ratcliffe	UMBC
2 (16)	Jay Jalbert	Virginia
3 (24)	Sam Bassett	Syracuse University
4 (33)	John Ciliberto	University of Delaware
5 (42)	Jeff Shirk	University of Maryland
7 (60)	Richard Brzeski	Elmira
8 (69)	Scott Ward	Widner
9 (78)	Doug Hill	Peterborough, ON

1999 Draft

<u>Rd.</u>	<u>Player</u>	<u>From</u>	<u>Position</u>
1	Greg McCavera	Georgetown University	Attack
1	Gewas Schindler	Loyola College	Attack
2	Matt Cutia	Syracuse University	Attack
3	Jim Bruder	U. of Delaware	Midfielder
4	Brody Bush	Rutgers University	Attack
5	Tucker Radebaugh	U. of Virginia	Attack
6	Kurt Lunkenheimer	Princeton University	Defense

1998 Draft

<u>Rd.</u>	<u>Player</u>	<u>From</u>	<u>Position</u>
1	Jamie Hanford	Loyola College	Defense
2	Nathan Roost	Hobart College	Attack
4	Todd Rassas	University of Notre Dame	Defense
5	Andy Lopatin	Washington College	Attack
6	Marc Schaffer	St. Joseph's University	Forward
7	Steve Hettrich	Denison University	Midfielder
7	Todd Evans	University of Maryland	Midfielder
8	Vince Ferraro	Yale University	Defense
8	Todd Snellenburg	Drexel University	Attack
9	Steve Phipps	Salisbury State	Forward

1997 Draft

<u>Rd.</u>	<u>Player</u>	<u>From</u>	<u>Position</u>
1	Rusty Kruger	Orangeville, ON	Forward
2	Verigin Tutty	Vancouver	Forward
3	Brad Downey	Coquitlam, BC	Forward
4	David Stilley	Duke University	Defense
5	Jake Bergey	Salisbury State	Midfielder
6	George Atterbury	Washington College	Midfielder
7	Jude Collins	North Carolina	Midfielder
8	Werner Krueger	Johns Hopkins	Midfielder
9	Tim Lucky	Mt. Washington	Forward

Philadelphia Wings

ALL-TIME DRAFT CHOICES

1996 Draft

<u>Rd.</u>	<u>Player</u>	<u>From</u>	<u>Position</u>
1	Greg Traynor	Virginia	Midfielder
2	Mike Busza	Penn State	Midfielder
3	Ryan Traynor	Randolph-Macon	Midfielder

1995 Draft

<u>Rd.</u>	<u>Player</u>	<u>From</u>	<u>Position</u>
1	Matt Dwan	Loyola College	Defense
1	Peter Jacobs	Johns Hopkins	Midfielder
2	Scott Conklin	Princeton University	Attack
3	Erik Miller	Salisbury State	Goalie
3	Joe Christie	Drexel	Attack

1994 Draft

<u>Rd.</u>	<u>Player</u>	<u>From</u>	<u>Position</u>
1	Ryan Wade	North Carolina	Midfielder
1	Scott Reinhardt	Princeton University	Midfielder
2	Gabby Roe	Virginia	Forward
4	Paul Gilhool	Penn State	Forward
5	Taylor Simmers	Princeton University	Attack

1993 Draft

<u>Rd.</u>	<u>Player</u>	<u>From</u>	<u>Position</u>
1	David Webster	North Carolina	Forward
2	Kevin Morrow	Princeton University	Forward
3	Kevin Beach	Loyola College	Forward

1992 Draft

<u>Rd.</u>	<u>Player</u>	<u>From</u>	<u>Position</u>
Waived participation in draft with acquisition of Paul and Gary Gait.			

1991 Draft

<u>Rd.</u>	<u>Player</u>	<u>From</u>	<u>Position</u>
1	Rob Shek	Towson State	Forward
2	John Dick	Pennsylvania	Forward
3	Matt Panetta	Johns Hopkins	Forward
4	Bill Miller	Hobart	Forward
5	Brian Voelker	Johns Hopkins	Forward

1990 Draft

<u>Rd.</u>	<u>Player</u>	<u>From</u>	<u>Position</u>
2	Andy DeCicco	Rutgers University	Forward
3	Ted Nichols	Loyola College	Forward
4	Tony Pavlik	Loyola College	Forward
5	Brian Willard	Maryland	Forward

Philadelphia Wings

ALL-TIME DRAFT CHOICES

1989 Draft

<u>Rd.</u>	<u>Player</u>	<u>From</u>	<u>Position</u>
1	Chris Flynn	Pennsylvania	Forward
2	Brett Davy	North Carolina	Forward
3	Tim Goldstein	Cornell	Forward
4	Phill Willard	Maryland	Forward
5	John Holghaus	Loyola College	Forward

1988 Draft

<u>Rd.</u>	<u>Player</u>	<u>From</u>	<u>Position</u>
1	Andy Wilson	Loyola College	Forward
3	Bill Dirrigl	Syracuse University	Forward
4	Ricky Fried	UMBC	Forward
5	Chris Dent	Penn State	Forward

*NOTE: Year indicates season that draft led into.

Philadelphia Wings

ALL-TIME REGULAR SEASON RECORD VS. OTHER TEAMS

	Home			Away			Overall		
	<u>GP</u>	<u>W</u>	<u>L</u>	<u>GP</u>	<u>W</u>	<u>L</u>	<u>GP</u>	<u>W</u>	<u>L</u>
Arizona	2	1	1	1	1	0	3	2	1
(as Columbus)	2	1	1	1	1	0	3	2	1
Buffalo	16	9	7	19	8	11	35	17	18
Calgary	1	1	0	1	1	0	2	2	0
Chicago	1	1	0	1	0	1	2	1	1
Colorado	2	2	0	3	1	2	5	3	2
(as Wash.)	2	2	0	2	0	2	4	2	2
(as Pittsburgh)	1	0	1	1	0	1	2	0	2
(as Baltimore)	13	10	3	13	10	3	26	20	6
Edmonton	0	0	0	1	0	1	1	0	1
Minnesota	3	1	2	5	2	3	8	3	5
New York	1	1	0	1	1	0	2	2	0
Portland	2	0	2	0	0	0	2	0	2
Rochester	16	9	7	13	4	9	29	14	15
San Jose	2	2	0	2	1	1	4	3	1
(as Albany)	2	2	0	4	2	2	6	4	2
Toronto	11	4	7	10	1	9	21	5	16
(as Ontario)	1	0	1	1	1	0	2	1	1

ALL-TIME PLAYOFF RECORD VS. OTHER TEAMS

	Home			Away			Overall		
	<u>GP</u>	<u>W</u>	<u>L</u>	<u>GP</u>	<u>W</u>	<u>L</u>	<u>GP</u>	<u>W</u>	<u>L</u>
Colorado	0	0	0	0	0	0	0	0	0
(as Wash.)	1	0	1	0	0	0	1	0	1
(as Baltimore)	2	2	0	1	1	0	3	3	0
Buffalo	2	1	1	4	2	2	6	3	3
Rochester	3	2	1	0	0	0	3	2	1
Toronto	0	0	0	3	1	2	3	1	2

Philadelphia Wings

SINGLE SEASON RECORDS

<u>Goals</u>			<u>Penalty Minutes</u>		
Tom Marechek	48	2001	Rob Van Beek	72	2006
Jeff Ratcliffe	47	2002	Tom Hajek	68	2006
Tom Marechek	45	2002	Geoff Snider	62	2007
Jake Bergey	43	2001	Tom Hajek	55	2004
Gary Gait	43	1996	Tom Hajek	53	2007
Tom Marechek	42	2003	Tom Phair	50	2000
Tom Marechek	41	2000	Tom Hajek	50	2005
Jeff Ratcliffe	41	2004	Drew Candy	49	2003
Gary Gait	40	1997	Andrew Guindon	46	2004
Tom Marechek	40	2005	Jay Jalbert	45	2001

<u>Assists</u>			<u>Shots On Goal</u>		
Dan Marohl	57	2005	Tom Marechek	192	2002
Tom Marechek	53	2002	Tom Marechek	161	2003
Dan Marohl	52	2006	Tom Marechek	157	1999
Tom Marechek	45	2003	Tom Marechek	157	2005
Dan Marohl	44	2007	Athan Iannucci	146	2007
Keith Cromwell	43	2005	Tom Marechek	145	2001
Jake Bergey	43	2001	Tom Marechek	142	2000
Tom Marechek	43	2004	Sean Greenhalgh	139	2007
Sean Greenhalgh	42	2007	Dan Marohl	139	2006
Sean Greenhalgh	42	2006	Kevin Finneran	137	2002

<u>Points</u>			<u>Face-Offs Won</u>		
Tom Marechek	98	2002	Peter Jacobs	318	2005
Tom Marechek	87	2003	Peter Jacobs	280	2006
Jake Bergey	86	2001	Peter Jacobs	215	2002
Tom Marechek	80	2005	Geoff Snider	201	2007
Dan Marohl	80	2005	Peter Jacobs	166	2004
Tom Marechek	79	2001	Peter Jacobs	133	1998
Kevin Finneran	79	2002	Paul Cantabene	133	2003
Dan Marohl	73	2006	Jamie Hanford	132	1999
Sean Greenhalgh	73	2006	Peter Jacobs	127	2000
Gary Gait	72	1997	Peter Jacobs	123	2001

<u>Loose Balls</u>			<u>Saves</u>		
Geoff Snider	180	2007	Dallas Eliuk	608	2003
Peter Jacobs	180	2005	Matt Roik	521	2006
Peter Jacobs	147	2006	Dallas Eliuk	504	2001
Dallas Eliuk	128	2003	Dallas Eliuk	474	1999
Jeff Spano	124	2003	Dallas Eliuk	449	2005
Athan Iannucci	123	2007			
Peter Jacobs	122	2004			
Dallas Eliuk	119	2001			
Paul Cantabene	111	2003			
Tom Ryan	110	2002			

<u>Save Percentage</u>		
Dallas Eliuk	78.7	1997
Dallas Eliuk	78.7	1994
Dallas Eliuk	77.9	1995
Dallas Eliuk	77.2	2001
Matt Roik	77.2	2006

Philadelphia Wings

ALL-TIME FRANCHISE LEADERS

<u>Games Played</u>		<u>Points</u>	
Dallas Eliuk	159	Tom Marechek	774
Tom Marechek	146	Jake Bergey	497
Peter Jacobs	134	Kevin Finneran	474
Jake Bergey	120	Jeff Ratcliffe	336
Kevin Finneran	110	Dan Marohl	298
Jeff Ratcliffe	92	Keith Cromwell	272
Scott Gabrielson	88	Gary Gait	252
Keith Cromwell	87	John Tucker	174
Chris Flynn	78	Paul Deniken	154
John McEvoy	71	Mark Millon	144

<u>Goals</u>		<u>Loose Balls</u>	
Tom Marechek	396	Peter Jacobs	950
Jake Bergey	227	Tom Marechek	696
Jeff Ratcliffe	199	Kevin Finneran	513
Kevin Finneran	193	Jake Bergey	488
Gary Gait	150	Jeff Ratcliffe	414
Keith Cromwell	94	Chris Flynn	382
Dan Marohl	90	John McEvoy	359
John Tucker	78	Tom Hajek	356
Paul Deniken	71	Scott Gabrielson	349
Scott Gabrielson	62	Jeff Spano	308

<u>Assists</u>		<u>Penalty Minutes</u>	
Tom Marechek	378	Tom Marechek	178
Kevin Finneran	281	Thomas Hajek	173
Jake Bergey	270	Bryan Barret	125
Dan Marohl	208	Rob Van Beek	123
Keith Cromwell	178	Jeff Ratcliffe	120
Jeff Ratcliffe	137	Steve Govett	115
Gary Gait	102	Jake Bergey	114
John Tucker	96	Andrew Guindon	113
Dallas Eliuk	88	Rich Brzeski	109
Sean Greenhalgh	84	Gary Martin	99

<u>Face-Offs Won</u>		<u>Saves</u>	
Peter Jacobs	1618	Dallas Eliuk	5372
Chris Flynn	398	Matt Roik	944
Scott Gabrielsen	337	Kevin Bilger	522
Bill Dirrigl	325	Andy Piazza	410
Jamie Hanford	279	Nick Schroeder	327
Paul Cantabene	217	Chris Sanderson	278
Geoff Snider	201	Dwight Maetche	86
Andy Wilson	167	Jay Preece	62

Portland LumberJax

Rose Quarter
Portland Lacrosse LLC
One Center Court, Suite 150
Portland, Oregon 97227
p. (503) 736 - 2130
f. (503) 736 - 2123
www.portlandjax.com



CLUB DIRECTORY



Angela Batinovich
Managing Partner
& Governor



Brian Silcott
Vice President

Heather Morgan – Director of Player Relations
Jay Mayes – Director of Sponsorships
Trent Nielsen – Director of Marketing
Donna Posner – Director of Ticket Sales
Dallas Eliuk – Community Relations Director
Jason Schreppel – Sponsorship Sales Executive
Kyle Chrisman – Group Sales Manager
Jillian Downing – Creative Production Manager
Steven Masters – Media Relations Manager
Kathy Jennings – Accounting Executive / Bookkeeper
Derek Keenan – Head Coach / General Manager
Daren Fridge – Assistant General Manager
Jeremy Tallevi – Assistant Coach
Jeff McComb – Assistant Coach

TEAM INFORMATION

Home Arena/Seating CapacityRose Garden/19,000
NLL Team Established2006
Team ColorsBlack, Gold & White

2007 SEASON REVIEW

Regular Season Record4-12
Home/Road Record3-5/1-7
Regular Season Average Home Attendance.....7,527

Portland LumberJax



Brodie Merrill was named the league's Rookie of the Year and Defensive Player of the Year in 2006

2008 SCHEDULE

<u>Date</u>	<u>Opponent</u>	<u>Time (PST)</u>
Sat, Jan 12	NEW YORK	7:30 PM
Thu, Jan 24	COLORADO	7:30 PM
Sat, Jan 26	at Calgary	6:30 PM
Sat, Feb 2	at Edmonton	6:30 PM
Thu, Feb 7	at Colorado	6:00 PM
Sun, Feb 10	at Minnesota	1:00 PM
Sun, Feb 17	EDMONTON	3:00 PM
Fri, Feb 22	CALGARY	7:30 PM
Sat, Mar 1	EDMONTON	7:30 PM
Sat, Mar 8	at Calgary	6:30 PM
Thu, Mar 20	COLORADO	7:30 PM
Sat, Apr 5	SAN JOSE	7:30 PM
Sun, Apr 6	at San Jose	7:00 PM
Fri, Apr 11	PHILADELPHIA	7:30 PM
Fri, Apr 18	at San Jose	7:30 PM
Sat, Apr 26	at Buffalo	4:30 PM

Portland LumberJax

2007 FINAL REGULAR SEASON

<u>Date</u>	<u>Opponent</u>	<u>W-L</u>	<u>Score</u>
Fri. Dec. 30	Buffalo	W	11-10
Sat. Jan. 13	at Philadelphia	W	14-12
Fri. Jan. 19	at Arizona	L	11-4
Sat. Jan. 20	Arizona	L	12-9
Thu. Jan. 25	at Colorado	L	15-11
Fri. Feb. 2	Minnesota	L	11-8
Thu. Feb. 15	Colorado	L	10-8
Sat. Feb. 17	at Rochester	L	18-12
Fri. Feb. 23	at Edmonton	L	9-8
Sat. Feb. 24	at Colorado	L	13-7
Sat. Mar. 17	at San Jose	L	17-8
Sat. Mar. 24	San Jose	L	9-7
Fri. Mar. 30	Calgary	W	13-12
Sat. Mar. 31	at Calgary	L	21-11
Fri. Apr. 6	San Jose	L	9-8
Fri. Apr. 13	Edmonton	W	14-10

2007 REGULAR SEASON STATISTICAL RANKING

	<u>Total</u>	<u>Rank</u>	<u>Average</u>
Goals For:	153	13th	9.56
Goals Against:	199	10th	12.44
Shots On Goal:	757	12th	47.31
Penalty Minutes:	385	10th	24.06

	<u>Pct.</u>	<u>Rank</u>
Power Play:	38.64	9th
Penalty Killing:	52.55	9th
Face-Offs Won:	45.70	9th

Portland LumberJax

2007 REGULAR SEASON STATISTICS

<u>##</u>	<u>NAME</u>	<u>GP</u>	<u>G</u>	<u>A</u>	<u>PTS</u>	<u>SH</u>	<u>SOG</u>	<u>GWGPPG</u>	<u>SHG</u>	<u>LB</u>	<u>FW</u>	<u>FA</u>	<u>PIM</u>	
22	Ryan Powell	14	23	31	54	139	105	0	10	1	65	0	0	8
44	Peter Morgan	15	17	25	42	124	105	0	7	0	43	0	0	11
10	Scott Stapleford	15	15	7	22	45	36	1	7	1	39	0	0	16
11	Matt Holman	9	14	5	19	51	39	1	5	1	12	0	0	4
9	Kelly Hall	8	13	11	24	86	56	0	5	1	39	0	0	25
37	Tyler Heavenor	10	12	21	33	63	47	1	6	0	28	0	0	10
33	Richard Morgan	16	10	10	20	48	37	0	1	1	69	0	0	22
14	Ryder Bateman	15	9	15	24	89	60	0	0	2	43	0	2	50
3	Del Halladay	13	8	15	23	94	70	1	2	1	44	0	0	6
X	Mike Hominuck	6	6	18	24	54	42	0	4	0	39	0	0	0
49	Bruce Alexander	16	6	16	22	32	26	0	2	2	44	0	0	23
1	Jed Prossner	9	6	9	15	54	40	0	0	0	25	0	0	4
17	Brodie Merrill	15	4	19	23	39	28	0	0	0	196	0	0	49
32	Darren Reisig	10	3	5	8	14	12	0	1	0	25	9	25	4
5	Ian Crashley	12	2	4	6	16	10	0	0	1	52	0	0	21
20	Adam Bysouth	7	2	1	3	5	3	0	1	0	25	0	0	11
7	Graham Palmer	11	1	5	6	14	8	0	0	0	56	0	0	20
2	Ray Guze	14	1	3	4	9	8	0	0	0	44	0	0	47
8	Ryan Marshall	10	1	2	3	9	8	0	0	1	29	0	0	10
30	Matt King	14	0	6	6	0	0	0	0	0	3	0	0	2
12	Pat Jones	16	0	5	5	3	3	0	0	0	84	183	393	2
35	Dallas Eliuk	16	0	5	5	0	0	0	0	0	5	0	0	0
X	Ryan Sharp	5	0	5	5	13	11	0	0	0	40	0	0	10
24	Scott Mazuran	7	0	3	3	4	3	0	0	0	27	0	0	6
X	Dwight Maetche	2	0	1	1	0	0	0	0	0	2	0	0	0
36	DJ Driscoll	3	0	0	0	0	0	0	0	0	13	0	0	0
	TOTALS:	16	153	247	400	1005	757	4	51	12	1091	192	420	385

<u>##</u>	<u>Name</u>	<u>GP</u>	<u>Minutes</u>	<u>GA</u>	<u>GAAvg</u>	<u>Saves</u>	<u>Pct</u>	<u>W</u>	<u>L</u>
35	Dallas Eliuk	16	718:27	146	12.19	452	.756	3	9
30	Matt King	14	193:21	44	13.65	114	.722	1	2
X	Dwight Maetche	2	53:45	8	8.93	36	.818	0	1
	TOTALS:	16	-	199	12.44	602	.752	4	12

Portland LumberJax

ALL-TIME DRAFT CHOICES

2007 Entry Draft

<u>Rd (overall)</u>	<u>Player Chosen</u>	<u>From</u>
1. (6)	Tyler Codron	Port Coquitlam, BC
2. (16)	Cory Conway	Stony Brook University
2. (24)	Peter Jacobs	Akwesasne, ON
4. (44)	Joel Weber	Whitby, ON
5. (58)	Jason Mainer	Orillia, ON
6. (72)	Brodie Barfoot	Orillia, ON

2007 Dispersal Draft

<u>Rd (overall)</u>	<u>Player Chosen</u>
1. (1)	Dan Dawson
2. (24)	Derek Malawsky
3. (25)	Brad MacDonald

2006 Entry Draft

<u>Rd (overall)</u>	<u>Player Chosen</u>	<u>From</u>
2. (20)	Matt Holman	University of Hartford
2. (21)	Ian Crashley	Whitby, ON
3. (29)	Greg Peyser	Johns Hopkins University
3. (36)	D.J. Driscoll	University of Notre Dame
4. (49)	Jake Deane	University of Massachusetts
5. (62)	Matt Savoie	Whitby, ON

2005 Edmonton/ Portland Expansion Draft

<u>Selection</u>	<u>Player Chosen</u>	<u>Position</u>	<u>From</u>
1	Mike Hominuck	Forward	Buffalo
3	Brock Boyle	Defenseman	Minnesota
5	Luke Forget	Defenseman	Toronto
7	Ryan Sharp	Defenseman	Calgary
9	Mat Giles	Forward	Rochester
11	Brock Robertson	Defenseman	Arizona
13	Tom Montour	Forward	Buffalo
15	Nick Schroeder	Goaltender	Philadelphia
17	Del Halladay	Forward	Colorado

2005 Entry Draft

<u>Rd (overall)</u>	<u>Player Chosen</u>	<u>From</u>
1. (1)	Brodie Merrill	Georgetown University
3. (29)	Aaron Bold	Victoria, BC
5. (45)	Jed Prossner	University of North Carolina
6. (56)	Shane Chalker	Victoria, BC
6. (64)	Daniel Ernst	University of Oregon

2005 Anaheim Dispersal Draft

<u>Rd (overall)</u>	<u>Player Chosen</u>
1 (2)	Casey Powell
1 (11)	Scott Stewart
2 (13)	Adam Bysouth

Portland LumberJax

ALL-TIME REGULAR SEASON RECORD VS. OTHER TEAMS

	Home			Away			Overall		
	<u>GP</u>	<u>W</u>	<u>L</u>	<u>GP</u>	<u>W</u>	<u>L</u>	<u>GP</u>	<u>W</u>	<u>L</u>
Arizona	2	1	1	2	0	2	4	1	3
Buffalo	1	1	0	1	0	1	2	1	1
Calgary	2	1	1	1	0	1	3	1	2
Chicago	0	0	0	0	0	0	0	0	0
Colorado	2	1	1	3	1	2	5	2	3
Edmonton	3	3	0	2	1	1	5	4	1
Minnesota	2	0	2	1	1	0	2	1	2
New York	0	0	0	0	0	0	0	0	0
Philadelphia	0	0	0	2	2	0	2	2	0
Rochester	1	0	1	1	0	1	2	0	2
San Jose	3	1	2	3	2	1	6	3	3
Toronto	0	0	0	0	0	0	0	0	0

ALL-TIME PLAYOFF RECORD VS. OTHER TEAMS

	Home			Away			Overall		
	<u>GP</u>	<u>W</u>	<u>L</u>	<u>GP</u>	<u>W</u>	<u>L</u>	<u>GP</u>	<u>W</u>	<u>L</u>
Arizona	1	0	1	0	0	0	1	0	1

Portland LumberJax

SINGLE SEASON RECORDS

<u>Goals</u>			<u>Shots On Goal</u>		
Mike Hominuck	28	2006	Peter Morgan	109	2006
Peter Morgan	25	2006	Ryan Powell	105	2007
Ryan Powell	23	2007	Peter Morgan	105	2007
Del Halladay	18	2006	Del Halladay	104	2006
Peter Morgan	17	2007	Mike Hominuck	84	2006
Brodie Merrill	17	2006	Ryan Powell	71	2006
Ryan Sharp	16	2006	Del Halladay	70	2007

<u>Assists</u>			<u>Face-Offs Won</u>		
Bruce Alexander	33	2006	Pat Jones	183	2007
Brodie Merrill	32	2006	Pat Jones	128	2006
Ryan Powell	31	2007	Ryder Bateman	37	2006
Peter Morgan	29	2006	Darren Reisig	9	2007
Ryan Powell	26	2006	Brodie Merrill	8	2006
Peter Morgan	25	2007	Bruce Alexander	1	2006
Mike Hominuck	25	2006			

<u>Points</u>			<u>Saves</u>		
Ryan Powell	54	2007	Dallas Eliuk	452	2007
Peter Morgan	54	2006	Dallas Eliuk	377	2006
Mike Hominuck	53	2006	Matt King	183	2006
Brodie Merrill	49	2006	Matt King	114	2007
Bruce Alexander	45	2006	Dwight Maetche	36	2007
Peter Morgan	42	2007	Aaron Bold	30	2006
Del Halladay	38	2006			
Ryan Powell	38	2006			

<u>Loose Balls</u>			<u>Save Percentage</u>		
Brodie Merrill	214	2006	Dwight Maetche	.818	2007
Brodie Merrill	196	2007	Aaron Bold	.789	2006
Ryan Sharp	137	2006	Matt King	.769	2006
Pat Jones	84	2007	Dallas Eliuk	.768	2006
Luke Forget	81	2006	Dallas Eliuk	.756	2007
Richard Morgan	75	2006	Matt King	.722	2007
Richard Morgan	69	2007			
Mike Hominuck	68	2006			

<u>Penalty Minutes</u>		
Ryder Bateman	50	2007
Brodie Merrill	49	2007
Ray Guze	47	2007
Ray Guze	44	2006
Ryan Sharp	42	2006
Richard Morgan	38	2006
Brodie Merrill	33	2006

Portland LumberJax

ALL-TIME FRANCHISE LEADERS

<u>Games Played</u>	
Bruce Alexander	31
Richard Morgan	31
Peter Morgan	31
Brodie Merrill	31
Dallas Eliuk	29
Del Halladay	29

<u>Points</u>	
Peter Morgan	96
Ryan Powell	92
Mike Hominuck	77
Brodie Merrill	72
Bruce Alexander	67
Del Halladay	61

<u>Face-Offs Won</u>	
Pat Jones	311
Ryder Bateman	37
Darren Reisig	9
Brodie Merrill	8
Bruce Alexander	1

<u>Goals</u>	
Peter Morgan	42
Ryan Powell	35
Mike Hominuck	34
Del Halladay	26
Richard Morgan	20
Brodie Merrill	21
Bruce Alexander	18
Ryder Bateman	18
Ryan Sharp	16

<u>Loose Balls</u>	
Brodie Merrill	410
Ryan Sharp	177
Richard Morgan	144
Pat Jones	128
Ryan Powell	111
Del Halladay	110
Mike Hominuck	107
Peter Morgan	101
Ray Guze	99

<u>Saves</u>	
Dallas Eliuk	829
Matt King	297
Dwight Maetche	36
Aaron Bold	30

<u>Assists</u>	
Ryan Powell	57
Peter Morgan	54
Brodie Merrill	51
Bruce Alexander	49
Mike Hominuck	43
Del Halladay	35

<u>Penalty Minutes</u>	
Ray Guze	91
Brodie Merrill	82
Ryder Bateman	69
Richard Morgan	60
Ryan Sharp	52
Bruce Alexander	33

Rochester Knighthawks


Blue Cross Arena at the War Memorial
One War Memorial Square
Rochester, NY 14614
p. (585) 454-5335
f. (585) 454-3954
www.knighthawks.net



CLUB DIRECTORY



Steve Donner
Governor,
President & CEO



Jody Gage
Alternate Governor
& GM

Ed Comeau – Head Coach
John Munroe – Assistant Coach
Sean Ferris – Assistant Coach
Tom Cincebox – Assistant Coach
Ron Steinmiller – Chief Financial Officer
Chris Palin – VP of Sales & Marketing
Craig Rybczynski – Director of Media Relations
Brooke Whowell – Director of Sponsorship Services
John Catalano – Director of Video Production

TEAM INFORMATION

Home Arena/Seating CapacityBlue Cross Arena/11,200
NLL Team Established1994
Team ColorsBlack, White, Teal, Purple

2007 SEASON REVIEW

Regular Season Record14-2
Home/Road Record8-0/6-2
Regular Season Average Home Attendance.....9,951

Rochester Knighthawks



League MVP John Grant scored 51 goals for the NLL Champion Knighthawks in 2007

2008 SCHEDULE

<u>Date</u>	<u>Opponent</u>	<u>Time (Eastern)</u>
Fri, Jan 11	at Buffalo	7:30 PM
Sat, Jan 12	BUFFALO.....	7:35 PM
Fri, Jan 18	at Philadelphia	8:00 PM
Sat, Jan 26	MINNESOTA	8:05 PM
Sat, Feb 9.....	TORONTO	7:35 PM
Sat, Feb 16	CALGARY	7:35 PM
Sat, Feb 23	NEW YORK	7:35 PM
Sat, Mar 1	at Chicago	8:00 PM
Sat, Mar 15	at Edmonton.....	9:30 PM
Sat, Mar 22	CHICAGO.....	7:35 PM
Sat, Mar 29.....	PHILADELPHIA	7:05 PM
Thu, Apr 3	at Colorado	9:00 PM
Sat, Apr 5	at Toronto.....	7:00 PM
Sat, Apr 12	BUFFALO.....	7:35 PM
Sat, Apr 19	at Minnesota.....	8:00 PM
Sat, Apr 26.....	at New York	8:00 PM

Rochester Knighthawks

2007 REGULAR SEASON RESULTS

<u>Date</u>	<u>Opponent</u>	<u>W-L</u>	<u>Score</u>
Sat. Dec. 30	at Colorado	L	20-15
Fri. Jan. 5	at San Jose	W	14-11
Sat. Jan. 13	Toronto	W	10-6
Fri. Jan. 19	at Minnesota	L	11-10
Sat. Jan. 20	at Toronto	W	19-15
Sat. Jan. 27	New York	W	22-18
Sat. Feb. 3	Chicago	W	13-8
Sat. Feb. 17	Portland	W	18-12
Sat. Feb. 24	Arizona	W	19-16
Sat. Mar. 3	at Philadelphia	W	14-13
Sat. Mar. 17	at Chicago	W	15-12
Sat. Mar. 24	at New York	W	21-15
Sat. Mar. 31	Philadelphia	W	12-10
Sat. Apr. 7	Minnesota	W	19-10
Fri. Apr. 13	at Buffalo	W	14-10
Sat. Apr. 14	Buffalo	W	14-8

2007 PLAYOFF RESULTS

East Divisional Semifinal

<u>Date</u>	<u>Opponent</u>	<u>W-L</u>	<u>Score</u>
Fri. Apr. 20	Toronto	W	10-6

East Divisional Final

<u>Date</u>	<u>Opponent</u>	<u>W-L</u>	<u>Score</u>
Fri. Apr. 27	Buffalo	W	14-13

Champion's Cup Final

<u>Date</u>	<u>Opponent</u>	<u>W-L</u>	<u>Score</u>
Sat. May 12	at Arizona	W	13-11

2007 REGULAR SEASON STATISTICAL RANKING

	<u>Total</u>	<u>Rank</u>	<u>Average</u>
Goals For:	249	1st	15.56
Goals Against:	194	9th	12.13
Shots On Goal:	866	1st	54.13
Penalty Minutes:	459	13th	28.69

	<u>Pct.</u>	<u>Rank</u>
Power Play:	58.77	1st
Penalty Killing:	62.50	2nd
Face-Offs Won:	50.20	5th

Rochester Knighthawks

2007 REGULAR SEASON STATISTICS

<u>##</u>	<u>NAME</u>	<u>GP</u>	<u>G</u>	<u>A</u>	<u>PTS</u>	<u>SH</u>	<u>SOG</u>	<u>GWGPPG</u>	<u>SHG</u>	<u>LB</u>	<u>FW</u>	<u>FA</u>	<u>PIM</u>	
24	John Grant	15	51	60	111	272	199	4	14	5	81	0	0	40
19	Scott Evans	16	45	42	87	217	168	2	16	2	78	0	0	48
51	Shawn Williams	16	36	55	91	135	103	2	15	1	69	0	0	8
15	Shawn Evans	16	32	34	66	181	116	1	6	3	121	1	7	36
44	Mike Accursi	16	26	51	77	140	104	0	12	3	69	0	0	0
32	Ken Millin	16	19	33	52	66	51	0	2	2	58	0	0	4
17	Steve Toll	16	14	24	38	35	29	3	1	4	177	2	4	2
23	Stephen Hoar	16	10	13	23	38	33	1	0	1	67	240	464	25
20	Bill Greer	13	7	11	18	16	12	1	0	1	106	0	0	17
2	Chris Schiller	12	3	5	8	11	10	0	0	1	63	0	0	15
12	Brian Crosswell	3	2	1	3	8	7	0	0	0	5	0	0	0
5	Sandy Chapman	15	1	8	9	6	6	0	0	0	56	10	23	15
36	Luke Forget	10	1	3	4	12	9	0	0	0	50	0	0	23
7	Pat Dutton	6	1	2	3	7	5	0	1	0	19	0	0	6
26	David Brown	4	1	0	1	4	3	0	0	0	15	0	0	6
39	Pat O'Toole	15	0	23	23	2	0	0	0	0	28	0	0	0
43	Marshall Abrams	15	0	10	10	3	1	0	0	0	51	0	0	30
11	Regy Thorpe	15	0	5	5	3	3	0	0	0	47	4	13	27
25	Scott Ditzell	13	0	5	5	7	6	0	0	0	72	0	0	68
42	Pat Cougevan	14	0	1	1	1	0	0	0	0	25	0	0	15
X	Mike Hasen	3	0	1	1	0	0	0	0	0	13	0	1	0
18	Jack Reid	6	0	0	0	1	1	0	0	0	18	0	0	44
90	Phil Wetherup	10	0	0	0	0	0	0	0	0	0	0	0	0
X	Mike Miron	6	0	0	0	0	0	0	0	0	2	0	0	0
41	Grant Crawley	1	0	0	0	0	0	0	0	0	0	0	0	0
TOTALS:		16	249	387	636	1165	866	14	67	23	1290	257	512	459

<u>##</u>	<u>Name</u>	<u>GP</u>	<u>Minutes</u>	<u>GA</u>	<u>GAAvg</u>	<u>Saves</u>	<u>Pct</u>	<u>W</u>	<u>L</u>
39	Pat O'Toole	15	838:38	165	11.80	566	.774	13	1
90	Phil Wetherup	10	66:30	14	12.63	53	.791	1	0
X	Mike Miron	6	50:14	15	17.92	31	.674	0	1
41	Grant Crawley	1	0:00	0	0.00	0	.000	0	0
TOTALS:		16	-	194	12.13	650	.770	14	2

Rochester Knighthawks

ALL-TIME DRAFT CHOICES

2007 Entry Draft

<u>Rd</u> (overall)	<u>Player Chosen</u>	<u>From</u>
1. (8)	Mat MacLeod	Orangeville, ON
1. (14)	Andrew Potter	St. Catharines, ON
5. (70)	Lucas Miller	Six Nations, ON
6. (83)	Chad Amidon	Nazareth College
6. (84)	Cody Richardson	Orangeville, ON

2007 Dispersal Draft

<u>Rd</u> (overall)	<u>Player Chosen</u>
1. (12)	Jack Reid
2. (13)	Matt Lyons
3. (36)	Alex Smith

2006 Entry Draft

<u>Rd</u> (overall)	<u>Player Chosen</u>	<u>From</u>
1. (10)	Jack Reid	University of Massachusetts
2. (22)	Ashton McLean	Elmira College
3. (38)	Matt Currie	Peterborough, ON
4. (48)	Greg Gurenlian	Penn State University
5. (61)	Cory Vitarelli	Peterborough, ON
6. (74)	Kyle Hagel	Oakville, ON
6. (75)	Dave Thering	Rochester Institute of Technology

2005 Entry Draft

<u>Rd</u> (overall)	<u>Player Chosen</u>	<u>From</u>
1. (2)	Shawn Evans	Bellarmino University
2. (12)	Scott Ditzell	Syracuse University
3. (26)	Jonathan Durno	Brooklin, ON
4. (41)	Ryan Dryburgh	Kitchener, ON
5. (52)	Greg McIntyre	Peterborough, ON

2005 Anaheim Dispersal Draft

<u>Rd</u> (overall)	<u>Player Chosen</u>
1 (8)	Cam Bergman

2004 Entry Draft

<u>Rd</u> (overall)	<u>Player Chosen</u>	<u>From</u>
1 (8)	Mike Morrison	Brooklin, ON
3 (26)	Sean Lindsay	Syracuse University
4 (32)	Danny Walters	Brampton, ON
4 (37)	Matt Moulson	Mississauga, ON
5 (49)	T.J. Rogers	Nazareth College
6 (60)	Justin Wahl	Nazareth College

Rochester Knighthawks

ALL-TIME DRAFT CHOICES

2004 Vancouver Dispersal Draft

<u>Rd</u> (overall)	<u>Player Chosen</u>
1 (5)	Chris McKay
2 (15)	Peter Morgan

2003 Entry Draft

<u>Rd</u> (overall)	<u>Player Chosen</u>	<u>From</u>
1 (5)	Scott Evans	Peterborough, ON
2 (16)	Buck Stobart	Victoria, BC
3 (26)	Tim Booth	Hobart College
3 (32)	Kevin Cassese	Duke University
4 (37)	Solomon Bliss	Syracuse University
5 (47)	Jon Sullivan	St. Catharines, ON
6 (57)	Chris Rotelli	University of Virginia
7 (67)	Kevin Eansor	University of Rhode Island
8 (78)	Mike Mollot	University of Maryland

2003 Ottawa Dispersal Draft

<u>Rd</u> (overall)	<u>Player Chosen</u>
1 (10)	Mat Giles
2 (21)	Shawn Zettel

2002 Entry Draft

<u>Rd</u> (overall)	<u>Player</u>	<u>From</u>
1 (11)	Peter Benedict	Onondaga
2 (18)	Ryan Avery	Burlington, ON
2 (22)	Steve Jennings	Orangeville, ON
2 (23)	Steve Hoar	Whitby, ON
3 (32)	John Glatzel	Syracuse University
4 (47)	Corey Graziano	Toronto, ON
5 (59)	Chad DeBolt	University of Notre Dame
6 (71)	Marvin Barr	Clarington, ON
7 (83)	Nick Reed	Toronto, ON
8 (95)	Brandon Cullen	St. Catharines, ON
9 (107)	Asher Flaum	Syracuse University

Rochester Knighthawks

ALL-TIME DRAFT CHOICES

2001 Entry Draft

<u>Rd</u> (overall)	<u>Player</u>	<u>From</u>
1 (11)	Ted Jenner	Mercyhurst College
2 (23)	Sean Wilkins	Rochester Institute of Technology
3 (37)	Eric Wedin	Johns Hopkins University
4 (50)	Paul Sallie	Whitby, ON
5 (63)	Eric Goodberlet	Nazareth College
7 (89)	Joel Cocarell	Peterborough, ON
8 (102)	Justin Kohlbrenner	LeMoyne College
9 (115)	Dan Stessen	Syracuse University

2000 Entry Draft

<u>Rd</u> (overall)	<u>Player</u>	<u>From</u>
1 (8)	Lindsay Plunkett	Burnaby, BC
2 (11)	Josh Sims	Princeton University
2 (17)	Sean Steinwald	Cornell University
3 (23)	Marc Landriault	Burlington, ON
3 (26)	Scott Urick	Georgetown University
4 (34)	Jeff Franey	Elmira College
4 (35)	Kevin Howard	Orangeville, ON
5 (44)	Craig Whipple	Rochester Institute of Technology
6 (53)	Chris Corcoran	Nazareth College
7 (62)	Patrick Sullivan	Elmira College
8 (71)	Ron Cogan	Six Nations, ON
9 (80)	Rick Boza	Canisius College

1999 Entry Draft

<u>Rd.</u>	<u>Player</u>	<u>From</u>
1.	John Grant, Jr.	University of Delaware
1.	Ben Hunt	Rochester Institute of Technology
4.	Billy Serino	Nazareth College
6.	Travis Johnson	Rochester Institute of Technology
7.	Joe Tuschong	Rochester Institute of Technology
8.	Chris Nadelen	Nazareth College
9.	Marc Heagney	Rochester Institute of Technology

Rochester Knighthawks

ALL-TIME DRAFT CHOICES

1998 Entry Draft

<u>Rd.</u>	<u>Player</u>	<u>From</u>
1.	Casey Powell	Syracuse University
1.	Brad MacArthur	Brooklin, ON
2.	Andrew Turner	St. Catharines, ON
3.	Anthony Cosmo	Burnaby, BC
3.	Brandon Piccarreto	Nazareth College
4.	Mike Ferruci	Harvard University
5.	Peter Morgan	Port Coquitlam, BC
5.	Kevin Stewardson	Maple Ridge, BC
6.	Tom Hajek*	St. Catharines, ON
7.	Ira Vanterpool	Syracuse University
8.	David Robinson	Orangeville, ON
9.	Gary Rosyski	Brooklin, ON

1997 Entry Draft

<u>Rd.</u>	<u>Player</u>	<u>From</u>
2.	Josh Sanderson	Orangeville, ON
3.	Kevin Dance	Brampton, ON
4.	Bob Fisher	St. Catharines, ON
5.	Pat Cougevan	Syracuse University
6.	Dan Garrett	Nazareth College
7.	Phillip Sanderson	Orangeville, ON
8.	Rory Thorpe	Syracuse University
9.	Matt Kerwick	Hobart College

1996 Entry Draft

<u>Rd.</u>	<u>Player</u>	<u>From</u>
1.	Cory Bomberry	Six Nations, ON
2.	Colin Doyle	Kitchener, ON
3.	Neal Powless	Nazareth College
4.	Terry Goetz	Nazareth College
5.	Ben Wineburg	Nazareth College

1995 Entry Draft

<u>Rd.</u>	<u>Player</u>	<u>From</u>
1.	Derek Collins	Scarborough, ON
2.	Roy Colsey	Syracuse University
3.	John Brady	Rochester Institute of Technology
4.	Mark Fietta	Syracuse University
5.	Matt Hunt	Rochester Institute of Technology

Rochester Knighthawks

ALL-TIME DRAFT CHOICES

1994 Entry Draft

<u>Rd.</u>	<u>Player</u>	<u>From</u>
1.	Cam Bomberry	Nazareth College
2.	Dallas Squire	McMaster
3.	Matt Riter	Syracuse University
4.	Jeremy Hollenbeck	Nazareth College
5.	Dom Fin	Syracuse University

1994 Supplemental Draft

<u>Player</u>	<u>From</u>	<u>Position</u>
Terry Bullen	Detroit Turbos	Forward
Steve Dietrich	Detroit Turbos	Goalie
Chris Driscoll	Detroit Turbos	Forward
Duane Jacobs	Detroit Turbos	Forward
Brian Lemon	Detroit Turbos	Forward
Peter Parke	Detroit Turbos	Forward

Rochester Knighthawks

ALL-TIME REGULAR SEASON RECORD VS. OTHER TEAMS

	Home			Away			Overall		
	<u>GP</u>	<u>W</u>	<u>L</u>	<u>GP</u>	<u>W</u>	<u>L</u>	<u>GP</u>	<u>W</u>	<u>L</u>
Arizona	3	2	1	1	0	1	4	2	2
(as Columbus)	3	3	0	2	2	0	5	5	0
Buffalo	16	12	4	14	7	7	30	18	12
Calgary	1	1	0	0	0	0	1	1	0
Chicago	1	1	0	1	1	0	2	2	0
Colorado	2	1	1	3	1	2	5	2	3
(as Wash.)	1	1	0	2	0	2	3	1	2
(as Pittsburgh)	1	1	0	1	1	0	2	2	0
(as Baltimore)	5	3	2	4	2	2	9	5	4
Minnesota	4	3	1	4	2	2	8	5	3
NY Titans	1	1	0	1	1	0	2	2	0
Philadelphia	13	9	4	16	7	9	29	15	14
Portland	1	1	0	1	1	0	2	2	0
San Jose	2	1	1	2	2	0	4	3	1
(as Albany)	4	3	1	3	3	0	7	6	1
Toronto	12	12	0	12	4	8	24	16	8

ALL-TIME PLAYOFF RECORD VS. OTHER TEAMS

	Home			Away			Overall		
	<u>GP</u>	<u>W</u>	<u>L</u>	<u>GP</u>	<u>W</u>	<u>L</u>	<u>GP</u>	<u>W</u>	<u>L</u>
Arizona	0	0	0	1	1	0	1	1	0
Buffalo	3	2	1	5	3	2	8	5	3
Colorado	0	0	0	0	0	0	0	0	0
(as Baltimore)	0	0	0	2	1	1	2	1	1
Philadelphia	0	0	0	3	1	2	3	1	2
San Jose	0	0	0	0	0	0	0	0	0
(as Albany)	0	0	0	1	0	1	1	0	1
Toronto	3	2	1	3	0	3	6	2	4

Rochester Knighthawks

SINGLE SEASON LEADERS

<u>Goals</u>			<u>Penalty Minutes</u>		
John Grant	54	2006	Scott Ditzell	68	2007
John Grant	52	2002	Casey Zaph	59	2003
John Grant	51	2007	Shawn Evans	59	2006
John Grant	49	2005	Casey Zaph	58	2005
John Grant	46	2003	Scott Evans	55	2006
Scott Evans	45	2007	Casey Zaph	53	2002
Shawn Williams	45	2004	Pat McCready	52	2001
John Grant	42	2001	Andrew Turner	51	2002
Shawn Williams	40	2002	Casey Zaph	51	2001
Paul Gait	40	1997	Scott Evans	48	2007
<u>Assists</u>			<u>Face-Offs Won</u>		
John Grant	60	2007	Stephen Hoar	240	2007
John Grant	56	2005	Stephen Hoar	221	2006
Shawn Williams	55	2007	Brad MacArthur	148	2001
Derek Malawsky	54	2004	Cory Bomberry	119	2003
John Grant	53	2003	Stephen Hoar	116	2005
John Grant	52	2002	Stephen Hoar	110	2004
Mike Accursi	51	2007			
Shawn Williams	50	2005	<u>Saves</u>		
Shawn Williams	49	2006	Pat O'Toole	598	2006
Scott Evans	48	2006	Pat O'Toole	579	2005
			Pat O'Toole	570	2002
			Pat O'Toole	566	2007
			Pat O'Toole	515	2003
			Pat O'Toole	515	2004
			Pat O'Toole	418	2000
			Steve Dietrich	396	1997
			Pat O'Toole	384	2001
			Steve Dietrich	376	1996
<u>Points</u>			<u>Save Percentage</u>		
John Grant	111	2007	Pat O'Toole	79.8	2001
John Grant	105	2005	Phil Wetherup	79.1	2007
John Grant	105	2002	Pat O'Toole	78.3	2003
John Grant	99	2003	Steve Dietrich	78.2	1995
John Grant	97	2006	Pat O'Toole	78.0	2006
Shawn Williams	91	2007	Steve Dietrich	77.9	1998
John Grant	90	2001	Pat Campbell	77.5	2002
Scott Evans	87	2007	Pat O'Toole	77.4	2007
Shawn Williams	83	2005			
Shawn Williams	81	2004			
<u>Loose Balls</u>					
Steve Toll	177	2007			
Pat O'Toole	151	2003			
Derek Malawsky	125	2004			
John Grant	124	2001			
D'Arcy Sweet	122	2002			
Shawn Evans	121	2007			
Steve Toll	119	2006			
Pat O'Toole	116	2002			
John Grant	115	2003			
Mike Hasen	110	2002			

Rochester Knighthawks

ALL-TIME FRANCHISE LEADERS

<u>Games Played</u>		<u>Points</u>		<u>Face-Offs Won</u>	
Regy Thorpe	169	John Grant	719	Cory Bomberry	515
Tim Soudan	125	Shawn Williams	482	Stephen Hoar	687
Pat O'Toole	128	Duane Jacobs	344	Tim Soudan	316
Mike Hasen	114	Cory Bomberry	323	Regy Thorpe	319
J. Hollenbeck	111	Tim Soudan	316	Brad MacArthur	154
John Grant	109	Curt Malawsky	283	Brian Silcott	149
Duane Jacobs	93	Scott Evans	244	Yul Baker	73
Cory Bomberry	83	Derek Malawsky	223	Matt Riter	51
Shawn Williams	96	Chris Driscoll	180	Mike Accursi	48
Pat Cougevan	82	J. Hollenbeck	172	J. Hollenbeck	45
 <u>Goals</u>		 <u>Loose Balls</u>		 <u>Saves</u>	
John Grant	347	Regy Thorpe	875	Pat O'Toole	4368
Shawn Williams	212	Tim Soudan	665	Steve Dietrich	1749
Duane Jacobs	159	John Grant	701	Derek General	339
Tim Soudan	155	Mike Hasen	575	Patrick Campbell	202
Curt Malawsky	134	J. Hollenbeck	483	Derek Collins	69
Cory Bomberry	115	Cory Bomberry	436	Phil Wetherup	53
Scott Evans	112	Randy Mearns	405	Mike Miron	31
Paul Gait	87	Shawn Williams	453		
Derek Malawsky	75	Duane Jacobs	383		
Mike Accursi	76				
 <u>Assists</u>		 <u>Penalty Minutes</u>			
John Grant	372	Regy Thorpe	336		
Shawn Williams	270	Casey Zaph	291		
Cory Bomberry	208	Mike Hasen	193		
Duane Jacobs	185	John Grant	212		
Tim Soudan	161	Scott Evans	172		
Curt Malawsky	149	Andrew Turner	171		
Derek Malawsky	148	Duane Jacobs	116		
Mike Accursi	135	Pat McCready	115		
Scott Evans	132	Tim Soudan	111		
		Marshall Abrams	104		

San Jose Stealth


4695 Chabot Dr.
Suite 115
Pleasanton CA 94588
p. (925) 460-8290
f. (925) 460-8299
www.sjstealth.com




CLUB DIRECTORY




Johnny Mouradian
President, General
Manager & Governor



Bill Watkins
Owner



Denise Watkins
Owner



Steve Luczo
Owner

Phil Altinger – Alternate Governor
Doug Locker – Assistant General Manager
Kimberley Hoidal – Assistant to the President
Kirk Reynolds – Public Relations
Walt Christianson – Head Coach
Art Webster – Assistant Coach

TEAM INFORMATION

Home Arena/Seating Capacity.....HP Pavilion/17,496
NLL Team Established.....1999 (Relocated to San Jose in 2003)
Team ColorsSilver, Black, Red, White

2007 SEASON REVIEW

Regular Season Record9-7
Home/Road Record4-4/5-3
Regular Season Average Attendance4,676

San Jose Stealth



Jeff Zywicki and Luke Wiles combined for 70 goals in 2007 for San Jose

2008 SEASON SCHEDULE

<u>Date</u>	<u>Opponent</u>	<u>Time (PST)</u>
Sat, Jan 12	at Calgary	6:30 PM
Fri, Jan 25	CALGARY	7:30 PM
Sat, Jan 26	at Colorado	6:00 PM
Thu, Jan 31	at New York	4:30 PM
Sat, Feb 2	MINNESOTA	7:30 PM
Sat, Feb 9	CHICAGO	1:00 PM
Sat, Feb 23	at Edmonton	6:30 PM
Sat, Mar 8	at Colorado	6:00 PM
Fri, Mar 14	at Philadelphia	5:00 PM
Sat, Mar 22	CALGARY	1:00 PM
Sat, Mar 29	at Edmonton	6:30 PM
Sat, Apr 5	at Portland	7:30 PM
Sun, Apr 6	PORTLAND	7:00 PM
Fri, Apr 11	EDMONTON	7:30 PM
Fri, Apr 18	PORTLAND	7:30 PM
Fri, Apr 25	COLORADO	7:30 PM

San Jose Stealth

2007 REGULAR SEASON RESULTS

<u>Date</u>	<u>Opponent</u>	<u>W-L</u>	<u>Score</u>
Fri. Jan. 5	Rochester	L	14-11
Fri. Jan. 12	at Calgary	W	17-16 (OT)
Sat. Jan. 13	Arizona	W	14-11
Sat. Jan. 20	at Philadelphia	L	9-8
Fri. Jan. 26	Chicago	L	11-10
Sat. Feb. 3	Calgary	L	15-11
Sat. Feb. 24	at New York	W	12-11
Fri. Mar. 2	at Edmonton	W	11-9
Sat. Mar. 17	Portland	W	17-8
Sat. Mar. 24	at Portland	W	9-7
Sun. Mar. 25	Edmonton	W	14-7
Sat. Mar. 31	at Arizona	L	10-9
Fri. Apr. 6	at Portland	W	9-8
Sat. Apr. 7	Edmonton	W	9-8
Thu. Apr. 12	at Colorado	L	13-12
Fri. Apr. 13	Colorado	W	11-10

2007 PLAYOFF RESULTS

West Divisional Semifinal

<u>Date</u>	<u>Opponent</u>	<u>W-L</u>	<u>Score</u>
Sat. Apr. 21	at Colorado	W	15-14 (OT)

West Divisional Final

<u>Date</u>	<u>Opponent</u>	<u>W-L</u>	<u>Score</u>
Sat. Apr. 28	at Arizona	L	9-7

2007 REGULAR SEASON STATISTICAL RANKING

	<u>Total</u>	<u>Rank</u>	<u>Average</u>
Goals For:	181	9th	11.31
Goals Against:	170	1st	10.63
Shots On Goal:	771	10th	48.19
Penalty Minutes:	401	12th	25.06

	<u>Pct.</u>	<u>Rank</u>
Power Play:	44.44	8th
Penalty Killing:	64.29	1st
Face-Offs Won:	48.30	6th

San Jose Stealth

2007 REGULAR SEASON STATISTICS

<u>##</u>	<u>NAME</u>	<u>GP</u>	<u>G</u>	<u>A</u>	<u>PTS</u>	<u>SH</u>	<u>SOG</u>	<u>GWG</u>	<u>PPG</u>	<u>SHG</u>	<u>LB</u>	<u>FW</u>	<u>FL</u>	<u>PIM</u>
9	Jeff Zywicki	14	40	30	70	191	140	4	12	1	107	0	1	2
23	Gary Rosyski	16	34	42	76	201	153	1	18	1	66	0	0	17
15	Luke Wiles	16	30	52	82	155	110	1	8	1	95	0	2	14
7	Colin Doyle	16	22	59	81	187	139	1	9	3	58	0	0	14
29	Cam Sedgwick	16	11	28	39	68	57	0	4	1	57	0	0	8
5	Callum Crawford	13	10	13	23	57	37	0	3	0	44	0	0	21
11	Kyle Sorensen	15	8	3	11	15	12	1	1	2	58	0	0	38
37	Andrew Burkholder	8	5	2	7	37	25	0	0	2	30	0	0	0
19	Wes Green	10	5	5	10	36	27	0	0	0	31	0	0	7
6	Curtis Hodgson	16	4	9	13	21	16	0	0	1	64	0	0	12
88	Ian Hawksbee	16	4	3	7	12	10	0	1	0	124	0	0	46
4	Andrew Guindon	15	2	6	8	9	8	0	0	0	61	0	0	29
18	Darren Halls	13	2	4	6	12	8	0	0	0	33	0	0	18
21	Steve Holmes	15	2	3	5	7	5	1	0	0	47	1	1	21
20	Shaydon Santos	16	1	5	6	3	3	0	0	0	28	0	4	40
3	Tim Booth	15	1	4	5	3	3	0	0	0	33	167	352	10
25	Eric Martin	16	0	14	14	19	13	0	0	0	132	0	0	46
77	Aaron Bold	13	0	4	4	0	0	0	0	0	9	0	0	0
X	Kyle Neufeld	3	0	3	3	7	5	0	0	0	7	0	0	4
44	Anthony Cosmo	15	0	2	2	0	0	0	0	0	29	0	0	24
8	Sterling Mitchell	3	0	1	1	0	0	0	0	0	3	0	0	2
X	Joe Vasold	3	0	0	0	0	0	0	0	0	13	35	60	0
	Jason Wiles	1	0	0	0	0	0	0	0	0	3	0	0	0
2	Paul Dawson	2	0	0	0	0	0	0	0	0	0	0	0	0
	TOTALS:	16	181	292	473	1040	771	9	56	12	1132	203	420	401

<u>##</u>	<u>NAME</u>	<u>GP</u>	<u>MINUTES</u>	<u>GA</u>	<u>GA AVG</u>	<u>SAVES</u>	<u>PCT</u>	<u>W</u>	<u>L</u>
44	Anthony Cosmo	15	810:00	138	10.22	524	.792	8	5
77	Aaron Bold	13	158:31	32	12.11	110	.775	1	2
2	Paul Dawson	2	0:00	0	.00	0	0	0	0
	TOTALS:	16	-	170	10.63	634	.789	9	7

San Jose Stealth

ALL-TIME DRAFT CHOICES

2007 Entry Draft

<u>Rd</u> (overall)	<u>Player Chosen</u>	<u>From</u>
1. (5)	Frank Resetarits	University of Albany
1. (7)	Tom Johnson	Bellarmino University
3. (31)	Steve Panarelli	Syracuse University
4. (46)	Tyler Richards	Coquitlam, BC
5. (64)	Trevor Scott	Victoria, BC
6. (73)	Ray Megill	University of Maryland
6. (78)	Andrew Recchione	University of Massachusetts

2007 Dispersal Draft

<u>Rd</u> (overall)	<u>Player Chosen</u>
1. (7)	Peter Veltman
2. (18)	Sean Morris
3. (31)	Keegan Davidson

2006 Entry Draft

<u>Rd</u> (overall)	<u>Player Chosen</u>	<u>From</u>
1. (1)	Ryan Benesch	Kitchener, ON
1. (2)	Kyle Sorensen	Bellarmino University
1. (7)	Paul Dawson	Brampton, ON
2. (16)	Wes Green	Adelphi University
4. (42)	Brad Trottier	Barrie, ON
5. (55)	Joe Vasold	New York Tech
6. (68)	Steve Holmes	University of Virginia

2005 Entry Draft

<u>Rd</u> (overall)	<u>Player Chosen</u>	<u>From</u>
1. (6)	Matt Vinc	Canisius College
1. (8)	Jeff Zywicki	University of Massachusetts
1. (11)	Ed Brown	Middlebury College
2. (19)	Jarret Park	Syracuse University
3. (25)	Tony Frick	Brown University
4. (36)	Daryl Seymour	Bucknell University
5. (47)	Grant Halford	Loyola College
6. (58)	Will Patton	University of California Santa Barbara

2005 Anaheim Dispersal Draft

<u>Rd</u> (overall)	<u>Player Chosen</u>
1 (3)	Matt Roik
2 (14)	Mike Law

San Jose Stealth

ALL-TIME DRAFT CHOICES

2004 Entry Draft

<u>Rd</u> (overall)	<u>Player Chosen</u>	<u>From</u>
1 (3)	Ryan Boyle	Princeton University
2 (12)	Eric Martin	Salisbury University
2 (17)	Mike Powell	Syracuse University
3 (24)	Matt Alrich	University of Delaware
3 (28)	Andrew Roth	Cortland State
4 (39)	Nenad Gajic	Burnaby, BC
5 (51)	Drew Virk	University of Maryland
6 (62)	Walid Hajj	Georgetown University
6 (66)	Cory O'Neill	Salisbury University

2004 Vancouver Dispersal Draft

<u>Rd</u> (overall)	<u>Player Chosen</u>
1 (4)*	Kevin Olson
2 (17)	Rich Catton

2003 Entry Draft

<u>Rd</u> (overall)	<u>Player Chosen</u>	<u>From</u>
1 (7)	Scott Ranger	Victoria, BC
1 (10)	Kelly Hall	Whittier College
2 (15)	Derek Lowe	Port Coquitlam, BC
2 (18)	Andrew Biers	Whittier College
2 (21)	Kyle McEwen	New Westminster, BC
4 (42)	Kitan Gbadebo	Coquitlam, BC
5 (52)	Luke Gilbert	Whittier College
6 (62)	Matt Bontaites	Syracuse University
7 (73)	Kevin Reid	Coquitlam, BC

2003 Ottawa Dispersal Draft

<u>Rd</u> (overall)	<u>Player Chosen</u>
1 (5)	Brennan Day
2 (16)	Chris Konopliff
3 (27)	Rick Matthews

2002 Entry Draft

<u>Rd</u> (overall)	<u>Player</u>	<u>From</u>
1 (8)	Josh Coffman	Syracuse University
2 (11)	Brock Boyle	Mississauga, ON
3 (11)	Mark Morley	University of Massachusetts
4 (48)	Josh McNaughton	Halton Hills, ON
5 (60)	Jamie Dowdell	Orangeville, ON
6 (72)	Michael McKay	Whitby, ON
7 (84)	Tyler Harris	Clarington, ON
8 (96)	Pat Magee	Toronto, ON
9 (108)	Mike Mastriani	Siena College

San Jose Stealth

ALL-TIME DRAFT CHOICES

2001 Entry Draft

<u>Rd</u> (overall)	<u>Player</u>	<u>From</u>
1 (7)	Brian Kazarian	Orangeville, ON
2 (20)	Chris White	Peterborough, ON
3 (32)	Jeff Sonke	University of North Carolina
3 (33)	Doug Shanahan	Hofstra University
4 (46)	Stuart Schwartz	Duke University
5 (59)	Brock Robertson	Orillia, ON
6 (72)	John Madigan	University of Massachusetts
7 (85)	Kyle Szymaczyk	Johns Hopkins University
8 (98)	Bobby Gormsen	University of North Carolina
9 (111)	Steve Field	Marymount College

2000 Entry Draft

<u>Rd</u> (overall)	<u>Player</u>	<u>From</u>
2 (10)	Mike Regan	Butler University
2 (14)	Aaron Wilson	Kitchener, ON
3 (25)	Mark Steenhuis	St. Catharines, ON
6 (50)	Charlie Parsons	Kitchener, ON
6 (51)	Willy Buckland	Burlington, ON
7 (59)	Greg Tregunno	Burlington, ON
8 (68)	Darryl McDonald	St. Catharines, ON
9 (77)	Jake Henhawk	Six Nations, ON

1999 Entry Draft

<u>Rd</u> (overall)	<u>Player</u>	<u>From</u>
1 (6)	Scott Stewart	Burlington, ON
3 (18)	Rob Kirkby	Whitby, ON
4 (26)	Ken Montour	Six Nations, ON
5 (34)	Hamilton Pollard	Penn State University
6 (42)	Kevin Howard	Edmonton, AB
7 (50)	Dennis DeBusschere	University of Delaware
8 (58)	Bruce Murray	New Westminster, BC
9 (66)	Bruce Codd	Orangeville, ON

San Jose Stealth

ALL-TIME REGULAR SEASON RECORD VS. OTHER TEAMS

	Home			Away			Overall		
	<u>GP</u>	<u>W</u>	<u>L</u>	<u>GP</u>	<u>W</u>	<u>L</u>	<u>GP</u>	<u>W</u>	<u>L</u>
Arizona	5	2	3	5	3	2	10	5	5
(as Columbus)	3	2	1	3	1	2	6	3	3
Buffalo	5	1	4	5	1	4	10	2	8
Calgary	6	2	4	6	4	2	12	6	6
Chicago	1	0	1	0	0	0	1	0	1
Colorado	5	4	1	7	0	7	12	4	8
(as Wash.)	1	0	1	1	1	0	2	1	1
(as Pittsburgh)	1	0	1	0	0	0	1	0	1
Edmonton	3	3	0	2	2	0	5	5	0
Minnesota	1	0	1	1	0	1	2	0	2
NY Titans	0	0	0	1	1	0	1	1	0
Philadelphia	6	3	3	4	0	4	10	3	7
Portland	3	1	2	3	2	1	6	3	3
Rochester	5	0	5	6	2	4	11	2	9
Toronto	2	1	1	3	1	2	5	2	3

ALL-TIME PLAYOFF RECORD VS. OTHER TEAMS

	Home			Away			Overall		
	<u>GP</u>	<u>W</u>	<u>L</u>	<u>GP</u>	<u>W</u>	<u>L</u>	<u>GP</u>	<u>W</u>	<u>L</u>
Arizona	0	0	0	1	0	1	1	0	1
Calgary	1	0	1	0	0	0	1	0	1
Colorado	0	0	0	1	1	0	1	1	0
Rochester	1	1	0	0	0	0	1	1	0
Toronto	1	0	1	0	0	0	1	0	1

San Jose Stealth

ALL-TIME SINGLE SEASON LEADERS

<u>Goals</u>			<u>Penalty Minutes</u>		
Gary Rosyski	44	2002	Gary Rosyski	58	2000
Mike Regan	44	2004	Jim Moss	53	2002
Ted Dowling	41	2000	Shaydon Santos	53	2002
Jeff Zywicki	40	2007	Gary Rosyski	49	2003
Nick Trudeau	38	2002	Cam Woods	48	2004
Dan Teat	37	2002	Phil Sanderson	48	2002
Gary Rosyski	36	2003	Phil Sanderson	48	2003
Josh Sanderson	35	2002	Eric Martin	46	2007
Gary Rosyski	35	2004	Ian Hawksbee	46	2007
Gary Rosyski	34	2007	Nick Trudeau	46	2002

<u>Assists</u>			<u>Face-Offs Won</u>		
Josh Sanderson	68	2002	Steve Fannell	215	2001
Josh Sanderson	61	2004	Chris Cercy	212	2004
Colin Doyle	59	2007	Tim Booth	167	2007
Luke Wiles	52	2007	Steve Fannell	157	2000
Josh Sanderson	51	2003	Steve Fannell	156	2002
Gary Rosyski	42	2007	Darren Reisig	135	2006
Ryan Boyle	42	2005	Drew Virk	125	2005
Gary Rosyski	41	2002	Shaydon Santos	124	2003
Gary Rosyski	40	2005			
Gary Rosyski	38	2003			

<u>Points</u>			<u>Saves</u>		
Josh Sanderson	89	2004	Rob Blasdell	644	2002
Gary Rosyski	85	2002	Anthony Cosmo	524	2007
Luke Wiles	82	2007	Rob Blasdell	513	2003
Colin Doyle	81	2007	Rob Blasdell	474	2001
Gary Rosyski	76	2007	Rob Blasdell	434	2000
Josh Sanderson	76	2003	Anthony Cosmo	427	2005
Gary Rosyski	74	2003	Anthony Cosmo	420	2006
Dan Teat	73	2002			
Mike Regan	73	2004			
Jeff Zywicki	70	2007			

<u>Loose Balls</u>		
Rob Blasdell	158	2002
Phil Sanderson	154	2001
Cam Wood	154	2001
Eric Martin	132	2007
Jim Moss	127	2002
John Rosa	127	2000
Ian Hawksbee	124	2007
Matt Ogelsby	120	2004
Cam Woods	119	2003
Jim Moss	113	2003

San Jose Stealth

ALL-TIME FRANCHISE LEADERS

<u>Games Played</u>		<u>Points</u>		<u>Face-Offs Won</u>	
Gary Rosyski	120	Gary Rosyski	490	Steve Fannell	528
Shaydon Santos	91	Josh Sanderson	382	Chris Cercy	212
Cam Woods	90	Dan Teat	218	Tim Booth	167
Jim Moss	81	Mike Regan	201	Shaydon Santos	160
Rob Blasdell	78	Luke Wiles	132	Darren Reisig	140
Phil Sanderson	73	Jeff Zywicki	118	Drew Virk	125
Josh Sanderson	72	Cam Sedgwick	114	Jim Moss	122
Brian Beisel	67	Nick Trudeau	114	Brad Dairon	83
Mike Regan	63	Cam Woods	110	John Rosa	25
Dan Teat	61	Luke Wiles	108	Kevin Fines	22

<u>Goals</u>		<u>Loose Balls</u>		<u>Saves</u>	
Gary Rosyski	232	Cam Woods	799	Rob Blasdell	2493
Josh Sanderson	136	Gary Rosyski	592	Anthony Cosmo	1371
Mike Regan	128	Phil Sanderson	524	Brandon Miller	514
Dan Teat	125	Rob Blasdell	508	Aaron Bold	110
Jeff Zywicki	67	Jim Moss	488	Derek General	43
Ted Dowling	64	Shaydon Santos	331	Matt Vinc	5
Nick Trudeau	54	Eric Martin	326		
Luke Wiles	43	Josh Sanderson	312		
Cam Woods	40	Brian Beisel	268		
Cam Sedgwick	38	Dan Teat	244		

<u>Assists</u>		<u>Penalty Minutes</u>	
Josh Sanderson	246	Cam Woods	229
Gary Rosyski	258	Gary Rosyski	236
Dan Teat	93	Jim Moss	212
Cam Sedgwick	76	Shaydon Santos	179
Mike Regan	73	Phil Sanderson	159
Ryan Boyle	70	Eric Martin	121
Cam Woods	70	Eric Martin	75
Derek Malawsky	66	Nick Trudeau	73
Luke Wiles	65	Scott MacDonell	70
Nick Trudeau	60	Mike Regan	70

Toronto Rock

643 Yonge Street- 2nd Floor
Toronto, Ontario M4Y 1Z9
p. (416) 596-3075
f. (416) 977-3475
www.torontorock.com



CLUB DIRECTORY



Brad Watters
Managing Director
& Governor



Mike Kloepfer
Alternate Governor
& Dir. of Lacrosse
Operations

Yvonne Fox – Business Manager
Terri Workman – Office Manager & Public Relations
Ian Thomson – Manager of Ticketing
Shaun Guest – Sales Coordinator
Patricia Jaecklein – Marketing & Events
Eric Hahn – Finance
Glenn Clark – Head Coach
Terry Bullen – Assistant Coach
Greg Van Sickle – Assistant Coach

TEAM INFORMATION

Home Arena/Seating CapacityAir Canada Centre/18,800
Team Established1997
Team ColorsNavy Blue, Red, White

2007 SEASON REVIEW

Regular Season Record6-10
Home/Road Record3-5/3-5
Regular Season Average Attendance15,851

Toronto Rock



Jim Veltman, the league's all-time loose ball leader, will play his final season with the Rock in 2008

2008 SCHEDULE

<u>Date</u>	<u>Opponent</u>	<u>Time (Eastern)</u>
Sat, Jan 5	at Chicago	8:00 PM
Fri, Jan 11	MINNESOTA	7:30 PM
Sat, Jan 12	at Minnesota	8:00 PM
Fri, Jan 19	at Edmonton	9:30 PM
Sat, Jan 26	NEW YORK	7:00 PM
Sat, Feb 9	at Rochester	7:30 PM
Fri, Feb 15	BUFFALO	7:30 PM
Sat, Mar 1	CALGARY	7:00 PM
Sat, Mar 8	at Philadelphia	1:00 PM
Fri, Mar 14	NEW YORK	7:30 PM
Fri, Mar 21	EDMONTON	7:30 PM
Sat, Mar 22	at Buffalo	7:30 PM
Sat, Apr 5	ROCHESTER	7:00 PM
Sat, Apr 12	CHICAGO	7:00 PM
Sat, Apr 19	at Calgary	9:30 PM
Sat, Apr 26	PHILADELPHIA	7:00 PM

Toronto Rock

2007 REGULAR SEASON RESULTS

<u>Date</u>	<u>Opponent</u>	<u>W-L</u>	<u>Score</u>
Sat. Jan. 13	at Rochester	L	10-6
Sat. Jan. 20	Rochester	L	19-15
Sat. Jan. 27	at Philadelphia	L	10-9
Fri. Feb. 2	at Buffalo	W	14-10
Sat. Feb. 3	Buffalo	W	13-8
Sun. Feb. 18	Chicago	W	11-10
Fri. Feb. 23	at Calgary	W	12-9
Sat. Feb. 24	Calgary	L	17-13
Sat. Mar. 3	at New York	L	13-10
Fri. Mar. 16	at Edmonton	L	12-9
Sat. Mar. 17	Colorado	L	13-12 (OT)
Fri. Mar. 23	at Minnesota	W	13-6
Fri. Mar. 30	Philadelphia	W	15-6
Fri. Apr. 6	Minnesota	L	13-11
Sat. Apr. 7	at Chicago	L	15-13
Sat. Apr. 14	New York	L	12-11

2007 PLAYOFFS

East Divisional Semifinal

<u>Date</u>	<u>Opponent</u>	<u>W-L</u>	<u>Score</u>
Fri. Apr. 20	at Rochester	L	10-6

2007 REGULAR SEASON STATISTICAL RANKING

	<u>Total</u>	<u>Rank</u>	<u>Average</u>
Goals For:	187	8th	11.69
Goals Against:	183	4th	11.44
Shots On Goal:	834	4th	52.13
Penalty Minutes:	285	1st	11.56

	<u>Pct.</u>	<u>Rank</u>
Power Play:	45.08	7th
Penalty Killing:	51.02	11th
Face-Offs Won:	41.80	10th

Toronto Rock

2007 REGULAR SEASON STATISTICS

<u>##</u>	<u>NAME</u>	<u>GP</u>	<u>G</u>	<u>A</u>	<u>PTS</u>	<u>SH</u>	<u>SOG</u>	<u>GWGPPG</u>	<u>SHG</u>	<u>LB</u>	<u>FW</u>	<u>FL</u>	<u>PIM</u>	
10	Aaron Wilson	16	37	34	71	200	154	1	15	1	110	0	0	17
21	Ryan Benesch	15	33	25	58	146	112	2	10	0	64	0	0	6
19	Josh Sanderson	16	31	54	85	197	154	2	15	0	78	0	0	10
16	Blaine Manning	16	21	56	77	165	127	0	6	0	56	0	1	2
17	Kevin Fines	13	15	7	22	72	50	0	0	1	30	0	1	21
12	Chad Thompson	16	14	10	24	90	54	1	1	1	56	0	0	11
93	Chris Driscoll	16	12	16	28	75	58	0	1	1	91	0	1	14
24	Matt Shearer	9	9	10	19	69	44	0	4	0	19	0	0	4
32	Jim Veltman	13	3	34	37	34	23	0	3	0	143	0	0	10
14	Rob Marshall	15	3	4	7	20	13	0	0	0	88	0	0	19
X	Phil Sanderson	9	3	3	6	7	6	0	0	1	75	5	15	6
X	Rusty Kruger	5	3	1	4	17	15	0	0	0	25	0	0	12
27	Derek Suddons	16	2	7	9	8	5	0	0	1	55	0	0	6
45	Bryan Riddell	6	1	3	4	3	3	0	0	0	33	70	14	18
9	Pat Merrill	13	0	10	10	8	4	0	0	0	57	72	18	153
29	Bob Watson	16	0	5	5	1	0	0	0	0	9	0	0	2
37	Scott Campbell	11	0	4	4	3	2	0	0	0	31	0	0	21
23	Matt Carroll	6	0	3	3	1	0	0	0	0	21	0	0	6
40	Ian Rubel	14	0	2	2	1	1	0	0	0	23	0	0	10
6	Dan Ladouceur	10	0	2	2	1	1	0	0	0	30	0	0	21
41	Brad MacArthur	14	0	0	0	4	4	0	0	0	51	36	98	15
30	Mike Poulin	16	0	0	0	0	0	0	0	0	3	0	0	0
77	Tim O'Brien	3	0	0	0	2	2	0	0	0	1	0	0	7
X	Sean Kimpinski	2	0	0	0	0	0	0	0	0	2	0	0	0
	Jamie Taylor	1	0	0	0	6	2	0	0	0	4	0	0	0
X	Mike MacLeod	1	0	0	0	0	0	0	0	0	4	0	0	0
	TOTALS:	16	187	290	477	1130	834	6	55	6	1159	183	438	285

<u>##</u>	<u>NAME</u>	<u>GP</u>	<u>MINUTES</u>	<u>GA</u>	<u>GA</u>	<u>AAVG</u>	<u>SAVES</u>	<u>PCT</u>	<u>W</u>	<u>L</u>
29	Bob Watson	16	855:37	157	11.01	586	.789		6	8
30	Mike Poulin	16	96:11	18	11.23	56	.757		0	2
	TOTALS:	16	-	183	11.44	642	.778		6	10

Toronto Rock

ALL-TIME DRAFT CHOICES

2007 Entry Draft

<u>Rd</u> (overall)	<u>Player Chosen</u>	<u>From</u>
2. (21)	Mark Scherman	Notre Dame de Namur
3. (35)	Matt Baker	Orangeville, ON
4. (49)	Tyler Worden	Whitby, ON
4. (54)	Wes McDonald	Hobart College
5. (63)	Wes McFarlane	Roanoke College

2007 Dispersal Draft

<u>Rd</u> (overall)	<u>Player Chosen</u>
2. (19)	Curtis Ptolemy
3. (30)	Jon Harasym

2006 Entry Draft

<u>Rd</u> (overall)	<u>Player Chosen</u>	<u>From</u>
2. (15)	Mike MacLeod	Orangeville, ON
2. (19)	Jeff Gilbert	Robert Morris University
3. (35)	Matt Carroll	Whitby, ON
4. (45)	Bryan Riddell	Barrie, ON
5. (58)	Joe Hall	Ottawa, ON
6. (71)	Brady Campbell	Orangeville, ON
6. (73)	Tim Chisolm	University of Hartford

2005 Entry Draft

<u>Rd</u> (overall)	<u>Player Chosen</u>	<u>From</u>
2. (15)	Tyler Gibbons	Owen Sound, ON
3. (23)	Nathan Gilchrist	Six Nations, ON
3. (32)	Cam Monroe	Kitchener, ON
3. (33)	Chet Koneczny	Orangeville, ON
4. (44)	Sean Felstead	Brampton, ON
5. (55)	Nick Inch	Kitchener, ON
6. (61)	Travis Gault	Orangeville, ON
6. (67)	Ben Powless	Six Nations, ON

2004 Entry Draft

<u>Rd</u> (overall)	<u>Player Chosen</u>	<u>From</u>
2 (16)	Jeff Summerfield	Brampton, ON
3 (22)	Andrew Burkholder	Spartan, ON
3 (27)	Donevan Ruesen	Spartan, ON
4 (38)	David Campbell	Whitby, ON
5 (50)	Kris Bryan	Orangeville, ON
6 (61)	Jordan Bosomworth	Elora, ON

Toronto Rock

ALL-TIME DRAFT CHOICES

2003 Entry Draft

<u>Rd</u> (overall)	<u>Player Chosen</u>	<u>From</u>
1 (8)	Josh Bergey	Salisbury University
2 (13)	Stew Monture	Six Nations, ON
2 (17)	Ryan McClay	Cornell University
4 (38)	Matt Marchildon	Brock, ON
5 (48)	Chad Francis	Barrie, ON
6 (58)	Chris McElory	Orangeville, ON
7 (68)	Cal Smith	Adelphi University
8 (79)	Joshua Arnold	Milton, ON
8 (80)	Justin Kennedy	Barrie, ON

2003 Ottawa Dispersal Draft

<u>Rd</u> (overall)	<u>Player Chosen</u>
1 (11)	Ryan Painter
2 (22)	Kevin Lunnie
3 (33)	Ryan McNish

2002 Entry Draft

<u>Rd</u> (overall)	<u>Player</u>	<u>From</u>
1 (1)	Patrick Merrill	Mercyhurst College
1 (10)	Brian Crowell	Peterborough, ON
1 (13)	John McLellan	Toronto, ON
2 (25)	Bobby McBride	Toronto, ON
3 (37)	Garret Kikot	Toronto, ON
4 (49)	Scott Stapleford	Whitby, ON
5 (61)	Craig Seibel	Kitchener, ON
6 (73)	Mark Craig	Whitby, ON
7 (85)	Tom Montour	Six Nations, ON
8 (97)	Matt Marchildon	Orangeville, ON
9 (109)	Brian LaMastro	University of Hartford

2001 Entry Draft

<u>Rd</u> (overall)	<u>Player</u>	<u>From</u>
1 (12)	Sandy Chapman	Brampton, ON
2 (21)	Barrett Church	Whitby, ON
2 (25)	Kevin Fines	Burnaby, BC
3 (38)	John Preece	Victoria, BC
4 (51)	Charles Doxtater	Burlington, ON
5 (64)	Chris Durno	Toronto, ON
6 (77)	Matt Skinne	St. Catherines, ON
7 (90)	Bill Taylor	Wallaceburg, ON
8 (103)	Rich Dommer	Adelphi University
9 (116)	Russ Davis	Six Nations, ON

Toronto Rock

ALL-TIME DRAFT CHOICES

2000 Entry Draft

<u>Rd.</u> (overall)	<u>Player</u>	<u>From</u>
1 (9)	Jamie Taylor	Burlington, ON
2 (18)	Drew Candy	Mississauga, ON
3 (27)	Matt Dwane	Burnaby, BC
4 (36)	Carter Livingston	Toronto, ON
5 (45)	Chris MacKay	Victoria, BC
6 (54)	Nick Schroeder	Soth Fraiser, BC
7 (63)	Wes Suddons	Whitby, ON
8 (72)	Mike McLellan	Toronto, ON
9 (81)	J.J. Dickie	Orangeville, ON

1999 Entry Draft

<u>Rd.</u>	<u>Player</u>	<u>From</u>
1	John Olson	Burnaby, BC
1	Kevin Langdale	Rochester Institute of Technology
2	Adam Bysouth	Burnaby, BC
3	Ryan Okada	South Fraser, BC
5	Brad Reed	Whitby, ON
6	Niall Maynard	Whitby, ON
7	Jayne Bryde	South Fraser, BC
8	Mike Kennedy	New Westminster, BC
9	Matt Roik	St. Catharines, ON

1998 Entry Draft

<u>Rd.</u>	<u>Player</u>	<u>From</u>
1	Kaleb Toth	Burnaby, BC
1	Rory Graham	Burnaby, BC
2	Cam Sedgewick	Burnaby, BC
3	Brad Dairon	Burnaby, BC
4	Jason Crosbie	Brooklin, ON
5	Ryan Gray	Toronto, ON
6	Craig Fotopoulos	Kitchener, ON
7	Jamie Yale	Peterborough, ON
8	Scott Forbes	Whitby, ON
9	Peter Lough	Brooklin, ON

1997 Entry Draft

<u>Rd.</u>	<u>Player</u>	<u>From</u>
1	Ken Millin	Six Nations, ON
2	Derek Malawsky	New Westminster, BC
3	Chris Langdale	Cornell University
4	Glenn Clark	Brooklin, ON
5	Ryan Phillips	Peterborough, ON
6	Steve Toll	Niagara Falls, ON
7	Pat Jones	Whitby, ON
8	Kris Bryde	Coquitlam, BC
9	Chad Squire	Six Nations, ON

1997 Western Canadian Draft

<u>Rd.</u>	<u>Player</u>	<u>From</u>
1	Chris Gill	Maple Ridge, BC
2	Dan Stroup	Burnaby, BC
3	Pat Coyle	Coquitlam, BC

1997 Expansion/Supplemental Draft

<u>Rd.</u>	<u>Player</u>	<u>From</u>
1	Bill Callan	Buffalo, NY
2	Dallas Squire	Six Nations, ON
3	Jonas Derks	Brooklin, ON

Toronto Rock

ALL-TIME REGULAR SEASON RECORD VS. OTHER TEAMS

	Home			Away			Overall		
	<u>GP</u>	<u>W</u>	<u>L</u>	<u>GP</u>	<u>W</u>	<u>L</u>	<u>GP</u>	<u>W</u>	<u>L</u>
Arizona	2	1	1	0	0	0	2	1	1
(as Columbus)	1	1	0	1	1	0	2	2	0
Buffalo	9	5	4	13	10	3	22	15	7
Calgary	7	5	2	6	4	2	13	9	4
Chicago	1	1	0	1	0	1	2	1	1
Colorado	2	0	2	1	0	1	3	0	3
(as Wash.)	2	1	1	2	0	2	4	1	3
(as Pittsburgh)	1	1	0	1	1	0	2	2	0
(as Baltimore)	2	2	0	2	0	2	4	2	2
Edmonton	1	1	0	2	1	1	3	2	1
Minnesota	3	2	1	3	2	1	6	4	2
NY Titans	1	0	1	1	0	1	2	0	2
Philadelphia	11	9	2	12	8	4	23	17	6
Rochester	12	8	4	12	0	12	24	8	16
San Jose	0	0	0	0	0	0	0	0	0
(as Albany)	3	2	1	3	2	1	6	4	2

ALL-TIME PLAYOFF RECORD VS. OTHER TEAMS

	Home			Away			Overall		
	<u>GP</u>	<u>W</u>	<u>L</u>	<u>GP</u>	<u>W</u>	<u>L</u>	<u>GP</u>	<u>W</u>	<u>L</u>
Arizona	1	1	0	0	0	0	1	1	0
Buffalo	1	0	1	0	0	0	1	0	1
Colorado	1	1	0	0	0	0	1	1	0
(as Wash.)	2	2	0	0	0	0	2	2	0
Philadelphia	3	2	1	0	0	0	3	2	1
Rochester	3	3	0	3	1	2	6	4	2

Toronto Rock

SINGLE SEASON LEADERS

<u>Goals</u>			<u>Loose Balls</u>		
Colin Doyle	43	2006	Jim Veltman	226	2006
Colin Doyle	42	2005	Jim Veltman	207	2003
Aaron Wilson	41	2005	Jim Veltman	203	2002
Blaine Manning	40	2003	Jim Veltman	194	1998
Aaron Wilson	39	2006	Jim Veltman	193	2005
Blaine Manning	39	2005	Jim Veltman	179	2004
Colin Doyle	39	2003	Jim Veltman	166	1999
Aaron Wilson	37	2007	Jim Veltman	164	2000
Blaine Manning	36	2004	Jim Veltman	161	2001
Colin Doyle	34	1998	Jim Veltman	143	2007

<u>Assists</u>			<u>Penalty Minutes</u>		
Josh Sanderson	71	2005	Pat Coyle	65	2001
Colin Doyle	69	2005	Dan Ladouceur	60	2001
Josh Sanderson	69	2006	Dan Ladouceur	54	2003
Blaine Manning	66	2005	Pat Merrill	53	2007
Blaine Manning	56	2007	Craig Gelsvik	51	2001
Colin Doyle	55	2003	Pat Coyle	48	1998
Colin Doyle	55	2004	Dan Ladouceur	47	1999
Josh Sanderson	54	2007	Patrick Merrill	45	2006
Blaine Manning	54	2004	Dan Ladouceur	45	2006
Colin Doyle	53	2006	Pat Coyle	43	1999

<u>Points</u>			<u>Save Percentage</u>		
Colin Doyle	111	2005	Bob Watson	79.7	2001
Blaine Manning	105	2005	Bob Watson	78.9	2007
Josh Sanderson	102	2005	Anthony Cosmo	78.7	2003
Josh Sanderson	98	2006	Bob Watson	77.7	2003
Colin Doyle	96	2006	Bob Watson	77.2	2006
Colin Doyle	94	2003	Anthony Cosmo	76.6	2004
Blaine Manning	90	2004			
Colin Doyle	88	2004			
Josh Sanderson	85	2007			
Blaine Manning	80	2006			

<u>Saves</u>		
Bob Watson	586	2007
Bob Watson	575	2006
Bob Watson	543	2005
Bob Watson	415	2001
Bob Watson	370	1998
Bob Watson	351	2003

Toronto Rock

ALL-TIME FRANCHISE LEADERS

<u>Games Played</u>		<u>Loose Balls</u>	
Bob Watson	145	Jim Veltman	1836
Jim Veltman	140	Pat Coyle	597
Colin Doyle	129	Steve Toll	569
Dan Ladoucer	116	Colin Doyle	553
Blaine Manning	96	Bob Watson	495
Pat Coyle	90	Blaine Manning	486
Glenn Clark	76	Glenn Clark	478
Steve Toll	76	Aaron Wilson	424
Aaron Wilson	75	Dan Stroup	359
Ian Rubel	73	Pat Merrill	330

<u>Goals</u>		<u>Penalty Minutes</u>	
Colin Doyle	297	Dan Ladoucer	377
Blaine Manning	185	Pat Coyle	305
Aaron Wilson	162	Patrick Merrill	217
Dan Stroup	119	Colin Doyle	183
Chris Gill	105	Glenn Clark	162
Jim Veltman	96	Jim Veltman	162
Steve Toll	92	Kim Squire	111
Josh Sanderson	91	Ian Rubel	110
Kim Squire	91	Terry Bullen	103
Matt Shearer	63	Blaine Manning	82

<u>Assists</u>		<u>Face-Offs Won</u>	
Colin Doyle	388	Patrick Merrill	435
Jim Veltman	330	Steve Toll	317
Blaine Manning	316	Ken Millin	306
Josh Sanderson	194	Rory Graham	302
Aaron Wilson	122	Pat Jones	136
Steve Toll	118	Phil Sanderson	68
Dan Stroup	94	Blaine Manning	25
Kim Squire	82		
Russ Heard	76		
Pat Coyle	65		

<u>Points</u>		<u>Saves</u>	
Colin Doyle	685	Bob Watson	4358
Blaine Manning	501	Anthony Cosmo	687
Jim Veltman	426	Rob Blasdell	177
Josh Sanderson	285	Phil Wetherup	59
Aaron Wilson	284	Mike Poulin	56
Dan Stroup	213	Pat Campbell	37
Steve Toll	210		
Kim Squire	173		
Chris Gill	167		
Matt Shearer	122		

League Award Winners & Honors

LEAGUE MVP

- 2007 John Grant, Rochester Knighthawks**
- 2006 Steve Dietrich, Buffalo Bandits
- 2005 Colin Doyle, Toronto Rock
- 2004 Jim Veltman, Toronto Rock
- 2003 Gary Gait, Colorado Mammoth
- 2002 Paul Gait, Washington Power
- 2001 John Tavares, Buffalo Bandits
- 2000 John Tavares, Buffalo Bandits
- 1999 Gary Gait, Baltimore Thunder
- 1998 Gary Gait, Baltimore Thunder
- 1997 Gary Gait, Philadelphia Wings
- 1996 Gary Gait, Philadelphia Wings
- 1995 Gary Gait, Philadelphia Wings
- 1994 John Tavares, Buffalo Bandits

DEFENSEMAN OF THE YEAR

- 2007 Ryan Cousins, Minnesota Swarm**
- 2006 Brodie Merrill, Portland LumberJax
- 2005 Andrew Turner,
Rochester Knighthawks
- 2004 Cam Woods, San Jose Stealth
Taylor Wray, Calgary Roughnecks
(co-winners)
- 2003 Jim Moss, Albany Attack
- 2002 Pat Coyle, Toronto Rock

GOALTENDER OF THE YEAR

- 2007 Anthony Cosmo, San Jose Stealth**
- 2006 Steve Dietrich, Buffalo Bandits
- 2005 Steve Dietrich, Buffalo Bandits
- 2004 Gee Nash, Colorado Mammoth
- 2003 Pat O'Toole, Rochester Knighthawks
- 2002 Bob Watson, Toronto Rock

ROOKIE OF THE YEAR

- 2007 Ryan Benesch, Toronto Rock**
- 2006 Brodie Merrill, Portland LumberJax
- 2005 Ryan Boyle, San Jose Stealth
- 2004 Taylor Wray, Calgary Roughnecks
- 2003 Brian Langtry, Colorado Mammoth
- 2002 Blaine Manning, Toronto Rock
- 2001 Tracey Kelusky, Columbus Landsharks
- 2000 John Grant Jr., Rochester Knighthawks
- 1999 Jesse Hubbard, Baltimore Thunder
- 1998 Colin Doyle, Ontario Raiders
- 1997 Jeff Wilfong, Boston Blazers
- 1996 Darren Fridge, Boston Blazers
- 1995 Charlie Lockwood, New York Saints
- 1994 Tom Marechek, Philadelphia Wings
- 1992 Derek Keenan, Buffalo Bandits
- 1991 Gary Gait, Detroit Turbos

SPORTSMANSHIP AWARD

- 2007 Tracey Kelusky, Calgary Roughnecks**
- 2006 Sean Greenhalgh, Philadelphia Wings
- 2005 Gary Gait, Colorado Mammoth
- 2004 Gary Gait, Colorado Mammoth
Peter Lough, Arizona Sting
(co-winners)
- 2003 Chris Driscoll, NY Saints/ Toronto Rock
- 2002 Jim Veltman, Toronto Rock

League Award Winners & Honors

PLAYER OF THE MONTH

- 2007 Jan – Rob Blasdell, Arizona**
Feb - Gee Nash, Colorado
Mar – John Tavares, Buffalo
- 2006 Jan – John Grant, Rochester
Feb - Nick Patterson, Minnesota
Mar – Gavin Prout, Colorado
- 2005 Jan – John Tavares, Buffalo
February - John Grant Jr., Rochester
March – John Tavares, Buffalo
Bob Watson, Toronto (co-winners)
- 2004 Dec-Jan – Gavin Prout, Colorado
February - John Tavares, Buffalo
March – Jim Veltman, Toronto
- 2003 Dec-Jan – John Tavares, Buffalo
Pat Maddalena, Columbus
February – Chris Driscoll, New York
March – Gary Gait, Colorado
- 2002 Nov/Dec – Tracey Kelusky, Montreal
January – Paul Gait, Washington
February – Chris Gill, Vancouver
March – Paul Gait, Washington
- 2001 January – Derek Malawsky, Buffalo
February – John Tavares, Buffalo
March – Gary Gait, Washington
- 2000 January – Ted Dowling, Albany Attack
February – John Tavares, Buffalo Bandits
March – Rob Blasdell – Albany Attack
- 1999 January – Gary Gait, Baltimore Thunder
February – Bob Watson, Toronto Rock
March – Jake Bergey, Philadelphia Wings
- 1998 January – Gary Gait, Baltimore Thunder
February – Darris Kilgour, Buffalo Bandits
March – Mark Millon, New York Saints
- 1997 Jan – Paul Gait, Rochester Knighthawks
Feb – Derek Collins, Baltimore Thunder
Mar – Tom Marechek, Philadelphia Wings
- 1996 January – Gary Gait, Philadelphia Wings
February – John Tavares, Buffalo Bandits
March – John Tavares, Buffalo Bandits
- 1995 January – Ted Dowling, Boston Blazers
February – Gary Gait, Philadelphia Wings
March – Paul Gait, Rochester Knighthawks

- 1994 January – Steve Dietrich, Detroit Turbos
February – Ted Dowling, Detroit Turbos
March – Paul Gait, Philadelphia Wings

ROOKIE OF THE MONTH

- 2007 Jan – Geoff Snider, Philadelphia**
Feb - Nenad Gajic, Colorado
Mar – Ryan Benesch, Toronto
- 2006 Jan – Sean Greenhalgh, Philadelphia
Feb - Brodie Merrill, Portland
Mar – Brodie Merrill, Portland
- 2005 Jan – Ryan Boyle, San Jose Stealth
February – Andrew Burkholder, Philadelphia Wings
March – Ryan Boyle, San Jose Stealth
- 2004 Dec- Jan – Craig Conn, Vancouver
February – Craig Conn, Vancouver
March – Taylor Wray, Calgary
- 2003 January – Cam Sedgwick, Vancouver
February – Aaron Wilson, Toronto
March – Brian Langtry, Colorado
- 2002 January – Kasey Beirnes, Columbus
February – Gavin Prout, New York
March – Blaine Manning, Toronto
- 2001 January – Tracey Kelusky, Columbus
February – Kris Bryde, Ottawa
March – Tracey Kelusky, Columbus
- 2000 January – John Grant Jr., Rochester
February – Devin Dalep – Pittsburgh
March – John Grant Jr., Rochester
- 1999 January – Chris Sanderson, Baltimore
February – Matt Disher, Buffalo
March – Casey Powell, Rochester
- 1998 January – Curt Malawsky, Rochester
February – Jake Bergey, Philadelphia
March – Colin Doyle, Ontario Raiders

League Award Winners & Honors

GENERAL MANAGER OF THE YEAR

- 2007 **Marty O'Neill, Minnesota Swarm**
- 2006 Derek Keenan, Portland LumberJax
- 2005 Bob Hamley, Arizona Sting
- 2004 Johnny Mouradian, San Jose Stealth
- 2003 Kurt Silcott, Buffalo Bandits
- 2002 Dave Evans, Vancouver Ravens

EXECUTIVE OF THE YEAR

- 2007 **Dave Zygaj, Buffalo Bandits**
- 2006 Angela Batinovich, Portland LumberJax
- 2005 Les Bartley, Toronto Rock
- 2004 Steve Govett, Colorado Mammoth
- 2003 Brad Banister, Calgary Roughnecks
- 2002 Tom Mayenknecht, Vancouver Ravens
- 2001 Russ Cline, Philadelphia Wings

'LES BARTLEY AWARD'

HEAD COACH OF THE YEAR

- 2007 **Ed Comeau, Rochester Knighthawks**
- 2006 Derek Keenan, Portland LumberJax
- 2005 Bob Hamley, Arizona Sting
- 2004 Paul Day, Rochester Knighthawks
- 2003 Darris Kilgour, Buffalo Bandits
- 2002 Bob McMahon, Albany Attack
- 2001 Tony Resch, Philadelphia Wings

OTHER AWARD WINNERS

"The Tom Borrelli Award" for Writer of the Year

- 2007 Ty Pilson, Calgary Sun
- 2006 Sal Maiorana, Rochester D&C
- 2005 Mike Koreen, Toronto Sun

EXECUTIVE AWARDS

Ticket Sales Executive of the Year

- 2007 Paul Brosseau, Edmonton Rush
- 2006 Donna Posner, Portland LumberJax
- 2005 Jason Linscott, Colorado Mammoth

Marketing Executive of the Year

- 2007 Tom Garrity, Minnesota Swarm
- 2006 Kim Uniat, Edmonton Rush
- 2005 John Maher, Minnesota Swarm

Operations Executive of the Year

- 2007 Barb Kozuh, Arizona Sting
- 2006 Mitch Redshaw, Calgary Roughnecks
- 2005 Yvonne Fox, Toronto Rock

Sponsorships Executive of the Year

- 2007 Yvonne Fox, Toronto Rock
- 2006 Lyn Maisonneuve, Calgary Roughnecks
- 2005 John Ellis, Colorado Mammoth

Public Relations Executive of the Year

- 2007 Pauline Hughes, Edmonton Rush
- 2006 Craig Rybczynski, Rochester Knighthawks
- 2005 Bob Poole, Calgary Roughnecks

Equipment Manager of the Year

- 2007 Ryan Gage, Rochester Knighthawks
- 2006 Rick Ferguson, Arizona Sting
- 2005 Al Tate, Calgary Roughnecks

Athletic Trainer of the Year

- 2007 Dave Murray, Toronto Rock
- 2006 Dr. Sherri Lashomb, Buffalo Bandits
- 2005 Dave Murray, Toronto Rock

League All-Pros

– 2007 –

First Team

<u>Player</u>	<u>Position</u>	<u>Team</u>
John Grant	Forward	Rochester
John Tavares	Forward	Buffalo
Dan Dawson	Forward	Arizona
Steve Toll	Transition	Rochester
Ryan Cousins	Defense	Minnesota
Anthony Cosmo	Goal	San Jose

Second Team

<u>Player</u>	<u>Position</u>	<u>Team</u>
Gavin Prout	Forward	Colorado
Colin Doyle	Forward	San Jose
Casey Powell	Forward	New York
Lewis Ratcliff	Forward	Calgary
Shawn Williams	Forward	Rochester
Nick Patterson	Goal	Minnesota

– 2006 –

First Team

<u>Player</u>	<u>Position</u>	<u>Team</u>
Colin Doyle	Forward	Toronto
John Grant Jr.	Forward	Rochester
Gavin Prout	Forward	Colorado
Josh Sanderson	Forward	Toronto
Brodie Merrill	Defense	Portland
Steve Dietrich	Goal	Buffalo

Second Team

<u>Player</u>	<u>Position</u>	<u>Team</u>
Craig Conn	Forward	Arizona
Dan Dawson	Forward	Arizona
Lewis Ratcliff	Forward	Calgary
John Tavares	Forward	Buffalo
Jay Jalbert	Defense	Colorado
Nick Patterson	Goal	Minnesota

– 2005 –

First Team

<u>Player</u>	<u>Position</u>	<u>Team</u>
Colin Doyle	Forward	Toronto
John Tavares	Forward	Buffalo
Dan Dawson	Forward	Arizona
John Grant Jr.	Forward	Rochester
Andrew Turner	Defense	Rochester
Steve Dietrich	Goal	Buffalo

Second Team

<u>Player</u>	<u>Position</u>	<u>Team</u>
Tracey Kelusky	Forward	Calgary
Josh Sanderson	Forward	Toronto
Blaine Manning	Forward	Toronto
Jim Veltman	Forward	Toronto
Gary Gait	Forward	Colorado
Bob Watson	Goal	Toronto

– 2004 –

First Team

<u>Player</u>	<u>Position</u>	<u>Team</u>
Jim Veltman	Forward	Toronto
Gary Gait	Forward	Colorado
John Tavares	Forward	Buffalo
Shawn Williams	Forward	Rochester
Taylor Wray	Defense	Calgary
Cam Woods	Defense	San Jose
Gee Nash	Goal	Colorado

Second Team

<u>Player</u>	<u>Position</u>	<u>Team</u>
Gavin Prout	Forward	Colorado
Josh Sanderson	Forward	San Jose
Blaine Manning	Forward	Toronto
Colin Doyle	Forward	Toronto
Tracey Kelusky	Forward	Calgary
Pat O'Toole	Goal	Rochester

– 2003 –

First Team

<u>Player</u>	<u>Position</u>	<u>Team</u>
Colin Doyle	Forward	Toronto
Tracey Kelusky	Forward	Calgary
John Tavares	Forward	Buffalo
Gary Gait	Forward	Colorado
Jim Moss	Defense	Albany
Pat O'Toole	Goal	Rochester

Second Team

<u>Player</u>	<u>Position</u>	<u>Team</u>
Blaine Manning	Forward	Toronto
John Grant Jr.	Forward	Rochester
Tom Marechek	Forward	Philadelphia
Josh Sanderson	Forward	Albany
Jim Veltman	Defense	Toronto
Matt Disher	Goal	Ottawa

League All-Pros

– 2002 –

First Team

<u>Player</u>	<u>Position</u>	<u>Team</u>
Paul Gait	Forward	Washington
Pat Coyle	Defense	Toronto
Josh Sanderson	Forward	Albany
Gary Gait	Forward	Washington
Tracey Kelusky	Forward	Montreal
Rob Blasdell	Goal	Albany

Second Team

<u>Player</u>	<u>Position</u>	<u>Team</u>
Colin Doyle	Forward	Toronto
Chris Gill	Forward	Vancouver
John Grant, Jr.	Forward	Rochester
Gavin Prout	Forward	New York
John Tavares	Forward	Buffalo
Dwight Maetche	Goal	Vancouver

– 2001 –

First Team

<u>Player</u>	<u>Position</u>	<u>Team</u>
John Tavares	Forward	Buffalo
Gary Gait	Forward	Washington
Roy Colsey	Forward	New York
John Grant	Forward	Rochester
Tom Marechek	Forward	Philadelphia
Bob Watson	Goal	Toronto

Second Team

<u>Player</u>	<u>Position</u>	<u>Team</u>
Jake Bergey	Forward	Philadelphia
Jim Veltman	Defenseman	Toronto
Kim Squire	Forward	Toronto
Colin Doyle	Forward	Toronto
Tracey Kelusky	Forward	Columbus
Gord Nash	Goalie	New York

– 2000 –

First Team

<u>Player</u>	<u>Position</u>	<u>Team</u>
John Tavares	Forward	Buffalo
Gary Gait	Forward	Pittsburgh
Jim Veltman	Forward	Toronto
John Grant, Jr.	Forward	Rochester
Tom Marechek	Forward	Philadelphia
Bob Watson	Goal	Toronto

Second Team

<u>Player</u>	<u>Position</u>	<u>Team</u>
Josh Sanderson	Forward	Albany
Roy Colsey	Defense	New York
Ted Dowling	Forward	Albany
Paul Gait	Forward	Pittsburgh
Mike Accursi	Forward	Buffalo
Dallas Eliuk	Goalie	Philadelphia

– 1999 –

First Team

<u>Player</u>	<u>Position</u>	<u>Team</u>
Gary Gait	Forward	Baltimore
Jim Veltman	Forward	Toronto
Jake Bergey	Forward	Philadelphia
John Tavares	Forward	Buffalo
Tom Marechek	Forward	Philadelphia
Dallas Eliuk	Goal	Philadelphia

Second Team

<u>Player</u>	<u>Position</u>	<u>Team</u>
Paul Gait	Forward	Syracuse
Duane Jacobs	Forward	Rochester
Joe Hiltz	Forward	Baltimore
Matt Panetta	Forward	New York
Mark Millon	Forward	New York
Bob Watson	Goalie	Toronto

– 1998 –

First Team

<u>Player</u>	<u>Position</u>	<u>Team</u>
Gary Gait	Forward	Baltimore
Kevin Finneran	Forward	Philadelphia
Mark Millon	Forward	New York
Darris Kilgour	Forward	Buffalo
John Tavares	Forward	Buffalo
Dallas Eliuk	Goal	Philadelphia

Second Team

<u>Player</u>	<u>Position</u>	<u>Team</u>
Tom Marechek	Forward	Philadelphia
Jim Veltman	Forward	Ontario
Colin Doyle	Forward	Ontario
Paul Gait	Forward	Syracuse
Duane Jacobs	Forward	Rochester
Bob Watson	Goalie	Ontario

League All-Pros

– 1997 –

**First Team
Player**

<u>Player</u>	<u>Position</u>	<u>Team</u>
John Tavares	Forward	Buffalo
Paul Gait	Forward	Rochester
Gary Gait	Forward	Philadelphia
Tom Marechek	Forward	Philadelphia
Mark Millon	Forward	New York
Dallas Eliuk	Goal	Philadelphia

**Second Team
Player**

<u>Player</u>	<u>Position</u>	<u>Team</u>
Duane Jacobs	Forward	Rochester
Tom Carmean	Forward	Boston
Bob Martino	Forward	Baltimore
Darris Kilgour	Forward	Buffalo
Jeff Klodzen	Forward	Baltimore
Sal LoCascio	Goalie	New York

– 1996 –

**First Team
Player**

<u>Player</u>	<u>Position</u>	<u>Team</u>
Gary Gait	Forward	Philadelphia
John Tavares	Forward	Buffalo
Jim Veltman	Forward	Buffalo
Paul Gait	Forward	Rochester
Tom Marechek	Forward	Philadelphia
Dallas Eliuk	Goal	Philadelphia

**Second Team
Player**

<u>Player</u>	<u>Position</u>	<u>Team</u>
Tom Carmean	Forward	Boston
Duane Jacobs	Forward	Rochester
Kevin Finneran	Forward	Philadelphia
Chris Bates	Forward	Charlotte
Chris Driscoll	Forward	Rochester
Steve Dietrich	Goalie	Rochester

– 1995 –

**First Team
Player**

<u>Player</u>	<u>Position</u>	<u>Team</u>
Gary Gait	Forward	Philadelphia
John Tavares	Forward	Buffalo
Paul Gait	Forward	Rochester
Ted Dowling	Forward	Boston
Jim Veltman	Forward	Buffalo
Dallas Eliuk	Goal	Philadelphia

**Second Team
Player**

<u>Player</u>	<u>Position</u>	<u>Team</u>
Tom Carmean	Forward	Boston
Tim Hormes	Forward	Baltimore
Tom Marechek	Forward	Philadelphia
Mark Millon	Forward	Baltimore
Bob Martino	Forward	Baltimore
Steve Dietrich	Goalie	Rochester

– 1994 –

**First Team
Player**

<u>Player</u>	<u>Position</u>	<u>Team</u>
John Tavares	Forward	Buffalo
Paul Gait	Forward	Philadelphia
Gary Gait	Forward	Philadelphia
Jim Veltman	Forward	Buffalo
Tim Soudan	Forward	Boston
Dallas Eliuk	Goal	Philadelphia

**Second Team
Player**

<u>Player</u>	<u>Position</u>	<u>Team</u>
Ted Dowling	Forward	Detroit
Tom Carmean	Forward	Boston
Stu Aird	Forward	Buffalo
Kevin Finneran	Forward	Philadelphia
Lindsay Dixon	Forward	Baltimore
Sal LoCascio	Goalie	New York

– 1993 –

**First Team
Player**

<u>Player</u>	<u>Position</u>	<u>Team</u>
Paul Gait	Forward	Philadelphia
Gary Gait	Attack	Philadelphia
John Tavares	Attack	Buffalo
Jim Veltman	Forward	Buffalo
Dave Pietramala	Forward	Pittsburgh
Dallas Eliuk	Goal	Philadelphia

**Second Team
Player**

<u>Player</u>	<u>Position</u>	<u>Team</u>
John Tucker	Forward	Baltimore
Tom Carmean	Forward	Boston
Rob Shek	Forward	Philadelphia
Jeff Jackson	Forward	Baltimore
Derek Keenan	Forward	Buffalo
Sal LoCascio	Goalie	New York

League All-Pros

– 1992 –

First Team

<u>Player</u>	<u>Position</u>	<u>Team</u>
Rick Sowell	Forward	Baltimore
Paul Gait	Forward	Detroit
Gary Gait	Attack	Detroit
John Tucker	Forward	Philadelphia
Dave Pietramala	Forward	Pittsburgh
Sal LoCascio	Goal	New York

Second Team

<u>Player</u>	<u>Position</u>	<u>Team</u>
Jeff Jackson	Forward	Baltimore
Derek Keenan	Forward	Buffalo
Darris Kilgour	Attack	Buffalo
Jim Veltman	Forward	Buffalo
John Nostrant	Forward	Philadelphia
Dallas Eliuk	Goalie	Philadelphia

– 1991 –

First Team

<u>Player</u>	<u>Position</u>	<u>Team</u>
Rick Sowell	Forward	Baltimore
Paul Gait	Forward	Detroit
Gary Gait	Attack	Detroit
John Tucker	Forward	Philadelphia
John Conley	Forward	Philadelphia
Ted Sawicki	Goalie	Detroit

Second Team

<u>Player</u>	<u>Position</u>	<u>Team</u>
Butch Marino	Forward	Pittsburgh
Jeff Jackson	Forward	Baltimore
Mike Cummings	Forward	New York
John Nostrant	Forward	Philadelphia
Brian Nikula	Forward	Pittsburgh
Sal LoCascio	Goalie	New York

– 1990 –

First Team

<u>Player</u>	<u>Position</u>	<u>Team</u>
Rick Sowell	Forward	Baltimore
John Tucker	Forward	Philadelphia
Brad Kotz	Forward	Philadelphia
Brian Nikula	Forward	Pittsburgh
John Fay	Forward	New England
Ted Sawicki	Goalie	Detroit
Ryan Painter	Forward	Ottawa

Second Team

<u>Player</u>	<u>Position</u>	<u>Team</u>
Toby Boucher	Forward	New England
Tim Welsh	Forward	Baltimore
Don Borges	Forward	New York
Dave Pietramala	Forward	Pittsburgh
Ron Martinello	Forward	Detroit
Dan O'Neill	Goalie	New England

All-Rookie Teams

– 2007 –

<u>Player</u>	<u>Pos.</u>	<u>Team</u>
Ryan Benesch	Forward	Toronto
Geoff Snider	Transition	Philadelphia
Athan Iannucci	Forward	Philadelphia
Jamie Shewchuk	Forward	Colorado
Bill McGlone	Forward	Chicago
Nenad Gajic	Transition	Colorado

– 2006 –

<u>Player</u>	<u>Pos.</u>	<u>Team</u>
Brodie Merrill	Defense	Portland
Sean Greenhalgh	Forward	Philadelphia
Dan Carey	Forward	Colorado
Jeff Zywicki	Forward	San Jose
Shawn Evans	Forward	Rochester
Luke Wiles	Forward	San Jose

– 2005 –

<u>Player</u>	<u>Position</u>	<u>Team</u>
Ryan Boyle	Forward	San Jose
Delby Powless	Forward	Buffalo
Andrew Burkholder	Forward	Philadelphia
Rory Graves	Defense	Anaheim
Ryder Bateman	Forward	Minnesota
Dan Finck	Forward	Philadelphia

– 2004 –

<u>Player</u>	<u>Position</u>	<u>Team</u>
Taylor Wray	Defense	Calgary
Scott Evans	Forward	Rochester
Craig Conn	Forward	Vancouver
Ryan Ward	Forward	Philadelphia
AJ Shannon	Forward	Buffalo
Thomas Hajek	Defense	Philadelphia

– 2003 –

<u>Player</u>	<u>Position</u>	<u>Team</u>
Brian Langtry	Forward	Colorado
Marc Morley	Forward	New Jersey
Lewis Ratcliff	Forward	Calgary
Chris Schiller	Defender	Rochester
Cam Sedgwick	Forward	Vancouver
Aaron Wilson	Forward	Toronto

– 2002 –

<u>Player</u>	<u>Position</u>	<u>Team</u>
Mike Miron	Goalie	Columbus
Peter Morgan	Forward	Vancouver
Gavin Prout	Forward	New York
Kasey Beirnes	Forward	Columbus
Blaine Manning	Forward	Toronto
Ryan Painter	Forward	Ottawa

– 2001 –

<u>Player</u>	<u>Position</u>	<u>Team</u>
Tracey Kelusky	Forward	Columbus
Kris Bryde	Forward	Ottawa
Jeff Ratcliffe	Forward	Philadelphia
Marshall Abrams	Defense	Columbus
Mike Regan	Forward	Albany
Phil Wetherup	Goalie	Buffalo

Individual Records

MOST GOALS

Game:	10	Gary Gait	(Toronto at) Baltimore	1-9-99
	10	Paul Gait	Philadelphia (at Boston)	3-26-94
Season:	61	Gary Gait	Colorado Mammoth	2003
	57	Gary Gait	Baltimore Thunder	1998**
	55	Gary Gait	Colorado Mammoth	2004
	54	Paul Gait	Washington Power	2002
	54	John Grant	Rochester Knighthawks	2006
	53	Chris Gill	Vancouver Ravens	2002

MOST ASSISTS

Game:	11	Derek Malawsky	Rochester (vs. Buffalo)	1-5-02
	10	Derek Keenan	Buffalo (vs. Baltimore)	3-13-92
	10	John Grant Jr.	Rochester (vs. Philadelphia)	2-12-05
Season:	71	Josh Sanderson	Toronto Rock	2005
	69	Colin Doyle	Toronto Rock	2005
	69	Josh Sanderson	Toronto Rock	2006
	68	Josh Sanderson	Albany Attack	2002
	64	John Tavares	Buffalo Bandits	2001***
	62	Gary Gait	Washington Power	2002
	61	John Tavares	Buffalo Bandits	2007
	61	Josh Sanderson	San Jose Stealth	2004
	60	Paul Gait	Washington Power	2002
	60	John Grant	Rochester Knighthawks	2007
60	Dan Dawson	Arizona Sting	2007	

MOST POINTS

Game:	15	John Grant	(New York at) Rochester	1-27-07
	14	Gary Gait	(Toronto at) Baltimore (10+4)	1-9-99
	14	Derek Keenan	Buffalo (vs. Baltimore) (4+10)	3-13-92
	14	Derek Malawsky	(Philadelphia at) Buffalo (4+10)	1-20-01
	13	Blaine Manning	Toronto (v.s. Calgary) (5+8)	1-16-04
	13	Blaine Manning	Toronto (vs. Buffalo) (5+8)	1-24-03
Season:	115	John Tavares	Buffalo Bandits	2001***
	114	Paul Gait	Washington Power	2002
	112	Gary Gait	Washington Power	2002
	111	Colin Doyle	Toronto Rock	2005
	107	John Tavares	Buffalo Bandits	2003

*10-game season

**12-game season

***14-game season

All-Time Coaching Records

REGULAR SEASON WINS

<u>Name</u>	<u>W</u>	<u>L</u>
Les Bartley	93	38
Paul Day	82	64
Darris Kilgour	70	40
Tony Resch	59	27
Terry Sanderson	51	49
Chris Hall	46	42
Bob Hamley	41	39
Adam Mueller	35	45
Ron Fraser	34	44
Jamie Batley	32	23

REGULAR SEASON WIN PCT

<u>Name</u>	<u>Pct.</u>
Les Bartley	70.99%
Bob McMahon	68.75%
Gary Gait	68.75%
Tony Resch	68.60%
Ed Comeau	65.79%
Dave Evans	64.29%
Darris Kilgour	63.64%
Bob Engelke	62.50%
Duane Jacobs	62.50%
Medo Martinello	61.76%

POST SEASON WINS

<u>Name</u>	<u>W</u>	<u>L</u>
Les Bartley	18	4
Tony Resch	10	4
Darris Kilgour	7	7
Dave Evans	6	2
Bob Hamley	5	3
Paul Day	5	8

POST SEASON WIN PCT

<u>Name</u>	<u>Pct.</u>	<u>Record</u>
Bob Griebe	100%	2-0
Les Bartley	81.82%	18-4
Ed Comeau	80.00%	4-1
Dave Evans	75.00%	6-2
Gary Gait	75.00%	3-1
Tony Resch	71.43%	10-4
Bob Hamley	62.50%	5-3
Barry Powless	60.00%	3-2

All-Time Single Season Records

GOALS

<u>Name</u>	<u>Team</u>	<u>Year</u>	<u>Goals</u>
Gary Gait	Colorado	2003	61
Gary Gait	Baltimore	1998	57
Gary Gait	Colorado	2004	55
Paul Gait	Washington	2002	54
John Grant	Rochester	2006	54
Chris Gill	Vancouver	2002	53
John Grant	Rochester	2002	52
Roy Colsey	New York	2001	51
John Tavares	Buffalo	2001	51
John Grant	Rochester	2007	51
Gary Gait	Baltimore	1999	50
Gary Gait	Washington	2002	50
Lewis Ratcliff	Calgary	2007	50

ASSISTS

<u>Name</u>	<u>Team</u>	<u>Year</u>	<u>Assists</u>
Josh Sanderson	Toronto	2005	71
Colin Doyle	Toronto	2005	69
Josh Sanderson	Toronto	2006	69
Josh Sanderson	Albany	2002	68
Blaine Manning	Toronto	2005	66
John Tavares	Buffalo	2001	64
Gavin Prout	Colorado	2006	64
Gary Gait	Washington	2002	62
Josh Sanderson	San Jose	2004	61
John Tavares	Buffalo	2007	61
Paul Gait	Washington	2002	60
John Grant	Rochester	2007	60
Dan Dawson	Arizona	2007	60

POINTS

<u>Name</u>	<u>Team</u>	<u>Year</u>	<u>Points</u>
John Tavares	Buffalo	2001	115
Paul Gait	Washington	2002	114
Gary Gait	Washington	2002	112
Colin Doyle	Toronto	2005	111
John Grant	Rochester	2007	111
John Tavares	Buffalo	2003	107
Dan Dawson	Arizona	2007	107
John Grant Jr.	Rochester	2002	105
John Grant Jr.	Rochester	2005	105
Lewis Ratcliff	Calgary	2007	104
Josh Sanderson	Albany	2002	103
John Tavares	Buffalo	2007	103
John Tavares	Buffalo	2005	102
Josh Sanderson	Toronto	2005	102

All-Time Single Season Leaders

SAVES

<u>Name</u>	<u>Team</u>	<u>Year</u>	<u>Saves</u>
Rob Blasdell	Albany	2002	644
Curtis Palidwor	Montreal	2002	639
Dallas Eliuk	Philadelphia	2003	608
Matt King	Calgary	2002	603
Brandon Miller	Chicago	2007	602
Gord Nash	Colorado	2005	601
Pat O'Toole	Rochester	2006	598
Gord Nash	New York	2003	597
Dwight Maetche	Vancouver	2002	595
Steve Dietrich	Buffalo	2002	586
Bob Watson	Toronto	2007	586
Curtis Palidwor	New York/Edmonton	2007	585
Pat O'Toole	Rochester	2005	579

SHOTS ON GOAL

<u>Name</u>	<u>Team</u>	<u>Year</u>	<u>Shots</u>
John Grant	Rochester	2003	258
Gary Gait	Colorado	2003	253
Gary Gait	Colorado	2004	244
Colin Doyle	Toronto	2004	235
Shawn Williams	Rochester	2004	233
Colin Doyle	Toronto	2003	228
Roy Colsey	New Jersey	2003	224
Mike Regan	San Jose	2004	221
Gary Rosyski	Albany	2003	217
John Tavares	Buffalo	2004	212

PENALTY MINUTES

<u>Name</u>	<u>Team</u>	<u>Year</u>	<u>Mins</u>
Brian Reese	Washington	2002	98
Tony Millon	Syracuse	2000	84
Troy Bonterre	Arizona	2004	73
Rob Van Beek	Philadelphia	2006	72
Jesse Phillips	Calgary	2005	69
Tom Naglieri	New York	2002	68
Thomas Hajek	Philadelphia	2006	68
Scott Ditzell	Rochester	2007	68
Kyle Laverty	Buffalo	2007	66
Pat Coyle	Toronto	2001	65
Ryan Painter	Ottawa	2002	64
Trent Smalley	Edmonton	2006	64
Dave Stilley	Colorado	2006	64

NOTE:

1991 10-game season
 1992-95 8-game season
 1996-97 10-game season
 1998-2000 12-game season
 2000-2001 14-game season
 2001-Present 16-game season

Yearly Leaders

GOALS

1987	M. French, Phi	14
1988	M. Gold, Wsh	22
1989	B. Kotz, Phi	28
1990	B. Nikula, Pit	20
1991	P. Gait, Det	47
1992	P. Gait, Det	33
1993	J. Tavares, Buf	35
1994	P. Gait, Phi	31
1995	G. Gait, Phi	30
1996	G. Gait, Phi	43
1997	G. Gait, Phi	40
1998	G. Gait, Bal	57
1999	G. Gait, Bal	50
2000	T. Dowling, Alb	41
	T. Marechek, Phi	41
2001	J. Tavares, Buf	51
2002	P. Gait, Was	54
2003	G. Gait, Col	61
2004	G. Gait, Col	55
2005	J. Grant, Roc	49
2006	J. Grant, Roc	54
2007	J. Grant, Roc	51

ASSISTS

1987	J. Tucker, Phi	14
	J. Lamon, Wsh	14
1988	J. Gold, Wsh	14
1989	J. Tucker, Phi	24
1990	T. Martinello, Det	20
1991	G. Gait, Det	36
1992	D. Keenan, Buf	23
	J. Veltman, Buf	23
1993	J. Tavares, Buf	23
1994	J. Veltman, Buf	24
1995	T. Carmean, Bos	27
1996	J. Tavares, Buf	40
1997	G. Gait, Phi	32
1998	J. Veltman, Ont	40
1999	J. Hiltz, Bal	46
2000	J. Tavares, Buf	49
2001	J. Tavares, Buf	64
2002	J. Sanderson, Alb	68
2003	J. Tavares, Buf	58
2004	J. Sanderson, SJ	61
2005	J. Sanderson, Tor	71
2006	J. Sanderson, Tor	69
2007	J. Tavares, Buf	61

PENALTY MINUTES

1987	Three tied with	18
1988	F. Tashman, NJ	12
1989	J. Goldberg, NY	28
1990	K. Forrester, Pit	28
1991	N. Doddridge, Det	39
1992	D. Kilgour, Buf	49
1993	P. Welsh, Bal	38
1994	B. Kroneberger, Bal	25
1995	S. Govett, Phi	39
1996	T. Phair, Buf	53
1997	T. Phair, Buf	58
1998	P. Coyle, Ont	48
1999	T. Millon, Syr	59
2000	T. Millon, Syr	84
2001	B. Reese, Was	98
2003	C. Zaph, Roc	59
2004	T. Bonterre, Arz	73
2005	J. Phillips, Cgy	69
2006	R. Van Beek, Phi	72
2007	S. Ditzell, Rock	68

SHOTS ON GOAL

1987	P. French, Phi	49
1988	J. Gold, Wsh	74
1989	B. Kotz, Phi	66
1990	B. Nikula, Pit	70
1991	unavailable	
1992	P. Gait, Det., Bal	85
	J. Jackson, Bal	85
1993	P. Gait, Phi	91
1994	J. Tavares, Buf	83
1995	G. Gait, Phi	88
1996	G. Gait, Phi	126
1997	P. Gait, Roc	131
1998	G. Gait, Bal	156
1999	G. Gait, Bal, Phi	157
	T. Marechek, Phi	157
2000	Ted Dowling, Alb	151
2001	R. Colsey, NY	189
2002	R. Colsey, NY-Buf	208
2003	J. Grant, Roc	258
2004	G. Gait, Col	244
2005	J. Grant, Roc	193
2006	J. Grant, Roc	203
2007	L. Ratcliff, Cal	203

Yearly Leaders

POINTS

1987	J. Tucker, Phi	26
1988	J. Gold, Wsh	34
1989	B. Kotz, Phi	44
1990	T. Martinello, Det	34
1991	G. Gait, Det	68
1992	P. Gait, Det	53
1993	J. Tavares, Buf	58
1994	J. Tavares, Buf	47
1995	G. Gait, Phi	48
1996	J. Tavares, Buf	81
1997	G. Gait, Phi	72
1998	G. Gait, Bal	85
1999	G. Gait, Bal	82
2000	G.Gait, Pit	83
	J. Tavares, Buf	83
2001	J. Tavares, Buf	115
2002	P. Gait, Was	114
2003	J. Tavares, Buf	107
2004	G. Gait, Col	93
	J. Tavares, Buf	93
2005	C. Doyle, Tor	111
2006	J. Sanderson, Tor	98
2007	J. Grant, Roc	111

LOOSE BALLS

1992	J. Veltman, Buf	111
1993	J. Veltman, Buf	102
1994	J. Veltman, Buf	130
1995	J. Veltman, Buf	91
1996	J. Veltman, Buf	125
1997	J. Tavares, Buf	104
1998	J. Veltman, Ont	194
1999	J. Veltman, Tor	166
2000	J. Veltman, Tor	164
2001	J. Veltman, Tor	161
2002	J. Veltman, Tor	203
2003	J. Veltman, Tor	207
2004	J. Veltman, Tor	179
2005	J. Veltman, Tor	193
2006	J. Veltman, Tor	226
2007	B. Merrill, Por	196

POWER PLAY GOALS

1998	D. Kilgour, Buf	16
1999	J. Hiltz, Bal	15
2000	R. Colsey, NY	13
	T. Marechek, Phi	13
2001	J. Tavares, Buf	22
	S. Williams, Buf	22
2002	R. Painter, Ott	19
2003	B. Manning, Tor	17
2004	B. Manning, Tor	19
2005	K. Hall, Min	19
2006	C. Gill, Col	17
2007	G. Rosyski, SJ	18

SHORT HANDED GOALS

1998	G. Gait, Bal	6
1999	E. Fay, Syr	7
2000	C. Gill, Tor	6
	T. Dowling, Alb	6
2001	P. Maddalena, Buf	5
2002	S. Toll, Tor	7
2003	M. Steenhuis, Buf	6
	B. Prepchuk, Col	6
2004	M. Steenhuis, Buf	5
2005	A. Wilson, Tor	4
	P. Maddalena, Arz	4
2006	C. Conn, Arz	5
	C. Seller, Arz	5
2007	J. Grant, Roc	5
	B. McGlone, Chi	5
	J. Moleski, Cal	5

All-Time Career Leaders

GOALS

<u>Name</u>	<u>No.</u>
Gary Gait	596
John Tavares	591
Paul Gait	410
Tom Marechek	399
John Grant	347
Ted Dowling	335
Colin Doyle	319
Chris Gill	302
Shawn Williams	299
Dan Stroup	264
Mike Accursi	253
Tracey Kelusky	252
Dan Teat	239
Kevin Finneran	235
Pat Maddalena	235
Josh Sanderson	234
Gary Rosyski	232
Kaleb Toth	231
Jake Bergey	227
Chris Driscoll	220
Roy Colsey	216
Curt Malawsky	214
Del Halladay	214
Mark Millon	212
Matt Shearer	206

POINTS

<u>Name</u>	<u>No.</u>
John Tavares	1239
Gary Gait	1091
Tom Marechek	773
Colin Doyle	766
John Grant	719
Paul Gait	712
Josh Sanderson	683
Shawn Williams	651
Jim Veltman	627
Ted Dowling	597

ASSISTS

<u>Name</u>	<u>No.</u>
John Tavares	648
Gary Gait	495
Jim Veltman	476
Josh Sanderson	449
Colin Doyle	447
Tom Marechek	374
John Grant	372
Shawn Williams	352
Derek Malawsky	348
Chris Driscoll	337

LOOSE BALLS

<u>Name</u>	<u>No.</u>
Jim Veltman	2295
John Tavares	1695
Pat McCready	1138
Gary Gait	1076
Peter Jacobs	1040
Steve Toll	974
Cam Woods	921
Regy Thorpe	875
Pat Coyle	866
Phil Sanderson	860

FACEOFF WINS

<u>Name</u>	<u>No.</u>
Jamie Hanford	1812
Peter Jacobs	1732
Rodney Tapp	1118
Paul Cantabene	982
Gordon Purdie	862
Cory Bomberry	769
Joe Ghedina	769
Stephen Hoar	687
Peter Lough	656
Pat Jones	633

All-Time Career Leaders

SAVES

<u>Name</u>	<u>No.</u>
Dallas Eliuk	6201
Pat O'Toole	5078
Steve Dietrich	4921
Bob Watson	4513
Gee Nash	3907
Curtis Palidwor	3603
Rob Blasdell	3522
Matt Disher	3045
Sal Locasio	2739
Dwight Maetche	2182

PENALTY MINUTES

<u>Name</u>	<u>No.</u>
Dan Ladouceur	377
Neil Doddridge	362
Pat Coyle	361
Andy Ogilvie	340
Regy Thorpe	336
Kyle Laverty	334
Tom Phair	331
Pat McCready	318
Ted Dowling	303
Brian Reese	298

GOALS PER GAME

<u>Name</u>	<u>GPG</u>
Gary Gait	3.425
Paul Gait	3.203
John Grant	3.183
John Tavares	3.046
Tom Marechek	2.733
Kevin Alexander	2.500
Dean Hill	2.375
Derek Keenan	2.364
Tracey Kelusky	2.355
Lewis Ratcliff	2.321

ASSISTS PER GAME

<u>Name</u>	<u>APG</u>
Josh Sanderson	3.481
Gavin Prout	3.432
John Grant	3.413
John Tavares	3.340
Blaine Manning	3.292
Colin Doyle	3.083
Gary Gait	2.845
Dan Carey	2.781
Lewis Ratcliff	2.769
Derek Malawsky	2.719

(Minimum of 14 games played or two seasons)

Championship Game History

2007	Rochester Knighthawks at Arizona Sting	13-11 Rochester
	Attendance: 9,796	
	MVP: John Grant, Rochester (3g, 5a)	
2006	Colorado Mammoth at Buffalo Bandits	16-9 Colorado
	Attendance: 16,104	
	MVP: Gavin Prout, Colorado (4g, 3a)	
2005	Arizona Sting at Toronto Rock	19-13 Toronto
	Attendance: 19,432	
	MVP: Colin Doyle, Toronto (5g, 3a)	
2004	Buffalo Bandits at Calgary Roughnecks	14-11 Calgary
	Attendance: 19,289	
	MVP: Curtis Palidwor, Calgary (41 saves)	
2003	Toronto Rock at Rochester Knighthawks	8-6 Toronto
	Attendance: 11,051	
	MVP: Bob Watson, Toronto (40 saves)	
2002	Toronto Rock at Albany Attack	13-12 Toronto
	Attendance: 9,289	
	MVP: Colin Doyle, Toronto (3g, 1a)	
2001	Philadelphia Wings at Toronto Rock	9-8 Philadelphia
	Attendance: 19,409	
	MVP: Dallas Eliuk, Philadelphia (40 saves)	
2000	Rochester Knighthawks at Toronto Rock	14-13 Toronto
	Attendance: 14,211	
	MVP: Dan Stroup, Toronto (5g)	
1999	Rochester Knighthawks at Toronto Rock	13-10 Toronto
	Attendance: 15,691	
	MVP: Colin Doyle, Toronto (4g, 2a)	
1998	NLL Championship Series (best-of-three)	
	Game 1: Baltimore at Philadelphia	16-12 Philadelphia
	Attendance: 9,860, MVP: Dallas Eliuk, Phi. (35 saves)	
	Game 2: Philadelphia at Baltimore	17-12 Philadelphia
	Attendance: 3,137, MVP: Bill Miller, Philadelphia (3g, 2a)	
	*Dallas Eliuk named Series MVP	

Championship Game History

- 1997 Rochester Knighthawks at Buffalo Bandits 15-12 Rochester**
Attendance: 18,055
MVP: Steve Dietrich, Rochester (54 saves)
- 1996 Philadelphia Wings at Buffalo Bandits 15-10 Buffalo**
Attendance: 16,230
MVP: Pat O'Toole, Buffalo (40 saves)
- 1995 Rochester Knighthawks at Philadelphia Wings 15-14 (OT) Phil.**
Attendance: 14,284
MVP: Gary Gait, Philadelphia (6g, 1a)
- 1994 Philadelphia Wings at Buffalo Bandits 26-15 Philadelphia**
Attendance: 16,284
MVP: Paul Gait, Philadelphia (8g, 3a)
- 1993 Philadelphia Wings at Buffalo Bandits 13-12 Buffalo**
Attendance: 16,325
MVP: John Tavares, Buffalo (4g, 3a)
- 1992 Buffalo Bandits at Philadelphia Wings 11-10 (OT) Buffalo**
Attendance: 13,572
MVP: John Tavares, Buffalo (4g, 1a)
- 1991 Detroit Turbos at Baltimore Thunder 14-12 Detroit**
Attendance: 10,814
MVP: Gary Gait, Detroit (3g, 3a)
- 1990 Philadelphia Wings at New England Blazers 17-7 Philadelphia**
Attendance: 11,479
MVP: Brad Kotz, Philadelphia (3g, 4a)
- 1989 New York Saints at Philadelphia Wings 11-10 Philadelphia**
Attendance: 16,042
MVP: John Tucker, Philadelphia (1g, 4a)
- 1988 New Jersey Saints at Washington Wave 17-16 New Jersey**
Attendance: 8,215
MVP: Larry Quinn, NJ (32 saves) & Jeff Goldberg, NJ (4g)
- 1987 Baltimore Thunder at Washington Wave 11-10 Baltimore**
Attendance: 7,019
MVP: Buzz Sheain, Baltimore (46 saves)

League Championship Game All-Time Records

CHAMPIONSHIP GAME PLAYER RECORDS

<u>Category</u>	<u>Player (record)</u>	<u>Game</u>
Goals:	Paul Gait (8)	Phil. vs. Buff. 1994
Assists:	Kevin Finneran (8)	Phi. vs. Buff. 1994
Points:	Paul Gait (11)	Phil. vs. Buff. 1994
Penalty Minutes:	Billy Dee Smith (19)	Col. vs. Buff. 2006
Games Played:	Jim Veltman (10)	Buffalo/Toronto

CHAMPIONSHIP GAME TEAM RECORDS

<u>Category</u>	<u>Record</u>	<u>Year</u>
Most Goals, One Game, One Team:	26 - Philadelphia	1994
Fewest Goals, One Game, One Team:	6 - Rochester	2003
Most Goals, Two Teams Combined, One Game:	41 - Philadelphia 26, Buffalo 15	1994
Fewest Goals, Two Teams, Combined, One Game:	14- Toronto 8, Rochester 6	2003
Greatest Margin of Victory:	11 - Philadelphia 26, Buffalo 15	1994
Overtime Games:	Buffalo 11, Philadelphia 10 Philadelphia 15, Rochester 14	1992 1995
Appearances:	9 - Philadelphia	1989, 90, 92-96, 98, 01
Wins:	6 - Philadelphia	1989, 90, 94, 95, 98, 01

CHAMPIONSHIP GAME CAREER RECORDS

<u>Championship Goals</u>		<u>Championship Assists</u>	
<u>Player</u>	<u>Goals</u>	<u>Player</u>	<u>Assists</u>
Paul Gait	23	Kevin Finneran	8
Gary Gait	21	John Tavares	7
John Tavares	20	Jim Veltman	10
Colin Doyle	14	Gary Gait	7
Jim Veltman	12	Paul Gait	5

*2 games in 1998 NLL (best of 3) Championship Series

League All-Time Attendance Records

<u>No.</u>	<u>Home</u>	<u>Score</u>	<u>Visitor</u>	<u>Score</u>	<u>Venue</u>	<u>Date</u>
19,432	Toronto	19	Arizona	13	Air Canada Centre	5-14-05**
19,409	Toronto	8	Philadelphia	9	Air Canada Centre	4-27-01**
19,289	Calgary	14	Buffalo	11	Pengrowth Saddledome	5-7-04 **
19,059	Toronto	11	Columbus	8	Air Canada Centre	3-31-01
18,911	Philadelphia	8	Pittsburgh	14	First Union Center	2-26-00
18,821	Toronto	11	Rochester	13	Air Canada Centre	4-9-04
18,809	Toronto	14	Buffalo	11	Air Canada Centre	3-26-04
18,690	Buffalo	16	New York	14	HSBC Arena	1-12-07
18,595	Buffalo	17	Rochester	19	Marine Midland Arena	1-4-97
18,595	Buffalo	8	Philadelphia	16	Marine Midland Arena	3-15-97
18,543	Toronto	14	Rochester	9	Air Canada Centre	1-26-02
18,400	Toronto	15 OT	Philadelphia	14	Air Canada Centre	4-8-06
18,326	Colorado	6	Anaheim	10	Pepsi Center	4-6-05
18,305	Colorado	14	Calgary	13	Pepsi Center	1-30-04
18,290	Colorado	11	Vancouver	10	Pepsi Center	2-7-04
18,274	Colorado	18	San Jose	6	Pepsi Center	3-26-04
18,209	Toronto	11	Rochester	10	Air Canada Centre	2-22-03
18,207	Colorado	19	Albany	16	Pepsi Center	3-28-03
18,207	Colorado	19	New York	13	Pepsi Center	1-31-03
18,173	Toronto	18	Arizona	10	Air Canada Centre	3-18-05
18,137	Colorado	11	Buffalo	8	Pepsi Center	1-22-05
18,055	Buffalo	12	Rochester	15	Marine Midland Arena	4-12-97**
18,029	Colorado	15	Anaheim	10	Pepsi Center	2-28-04
18,027	Colorado	8	San Jose	7	Pepsi Center	2-11-06

** Championship Game

Year-By-Year Standings

2007 REGULAR SEASON

East

<u>Team</u>	<u>W</u>	<u>L</u>	<u>GB</u>	<u>GF</u>	<u>GA</u>	<u>Home</u>	<u>Away</u>
Rochester	14	2	--	249	194	8-0	6-2
Buffalo	10	6	4	207	188	6-2	4-4
Minnesota	9	7	5	200	207	4-4	5-3
Toronto	6	10	8	187	183	3-5	3-5
Chicago	6	10	8	176	191	4-4	2-6
Philadelphia	6	10	8	178	186	4-4	2-6
New York	4	12	10	195	233	3-5	1-7

West

<u>Team</u>	<u>W</u>	<u>L</u>	<u>GB</u>	<u>GF</u>	<u>GA</u>	<u>Home</u>	<u>Away</u>
Colorado	12	4	--	209	179	7-1	5-3
Calgary	9	7	3	219	202	4-4	5-3
Arizona	9	7	3	188	181	6-2	3-5
San Jose	9	7	3	181	170	4-4	5-3
Edmonton	6	10	6	160	189	4-4	2-6
Portland	4	12	8	153	199	3-5	1-7

PLAYOFFS

Divisional Semifinals

<u>Opponents</u>	<u>Score</u>	<u>Arena</u>	<u>Attendance</u>
Rochester d. Toronto	10-6	Blue Cross Arena	7,003
Buffalo d. Minnesota	14-8	HSBC Arena	9,003
Arizona d. Calgary	13-9	Pengrowth Saddledome	10,057
San Jose d. Colorado	15-14	Pepsi Center	16,309

Divisional Finals

<u>Opponents</u>	<u>Score</u>	<u>Arena</u>	<u>Attendance</u>
Rochester d. Buffalo	14-13	Blue Cross Arena	8,558
Arizona d. San Jose	9-7	Jobing.com Arena	6,924

2006 NLL Championship Game

<u>Opponents</u>	<u>Score</u>	<u>Arena</u>	<u>Attendance</u>
Rochester d. Arizona	13-11	Jobing.com Arena	9,796

Year-By-Year Standings

2006 REGULAR SEASON

East

<u>Team</u>	<u>W</u>	<u>L</u>	<u>GB</u>	<u>GF</u>	<u>GA</u>	<u>Home</u>	<u>Away</u>
Buffalo	11	5	--	193	167	6-2	5-3
Rochester	9	7	2.0	196	180	6-2	3-5
Toronto	8	8	3.0	182	179	5-3	3-5
Minnesota	8	8	3.0	158	171	3-5	5-3
Philadelphia	8	8	3.0	184	184	5-3	3-5

West

<u>Team</u>	<u>W</u>	<u>L</u>	<u>GB</u>	<u>GF</u>	<u>GA</u>	<u>Home</u>	<u>Away</u>
Portland	11	5	--	188	177	5-3	6-2
Colorado	10	6	1.0	200	172	6-2	4-4
Calgary	9	7	2.0	183	178	4-4	5-3
Arizona	8	8	3.0	198	199	4-4	4-4
San Jose	5	11	6.0	151	174	3-5	2-6
Edmonton	1	15	10.0	150	202	0-8	1-7

PLAYOFFS

Divisional Semifinals

<u>Opponents</u>	<u>Score</u>	<u>Arena</u>	<u>Attendance</u>
Buffalo d. Minnesota	11-10	HSBC Arena	8,110
Rochester d. Toronto	16-8	Blue Cross Arena	7,295
Arizona d. Portland	14-11	Rose Garden	10,843
Colorado d. Calgary	18-17 OT	Pepsi Center	13,426

Divisional Finals

<u>Opponents</u>	<u>Score</u>	<u>Arena</u>	<u>Attendance</u>
Buffalo d. Rochester	15-10	HSBC Arena	10,897
Colorado d. Arizona	13-12	Pepsi Center	12,537

2006 NLL Championship Game

<u>Opponents</u>	<u>Score</u>	<u>Arena</u>	<u>Attendance</u>
Colorado d. Buffalo	16-9	HSBC Arena	16,109

Year-By-Year Standings

2005 REGULAR SEASON

East

<u>Team</u>	<u>W</u>	<u>L</u>	<u>GB</u>	<u>GF</u>	<u>GA</u>	<u>Home</u>	<u>Away</u>
Toronto	12	4	--	227	190	6-2	6-2
Buffalo	11	5	1.0	217	183	5-3	6-2
Rochester	10	6	2.0	193	179	5-3	5-3
Philadelphia	6	10	6.0	213	218	3-5	3-5
Minnesota	5	11	7.0	188	231	2-6	3-5

West

<u>Team</u>	<u>W</u>	<u>L</u>	<u>GB</u>	<u>GF</u>	<u>GA</u>	<u>Home</u>	<u>Away</u>
Calgary	10	6	--	216	208	6-2	4-4
Arizona	9	7	1.0	209	209	5-3	4-4
Colorado	8	8	2.0	201	182	5-3	3-5
Anaheim	5	11	5.0	175	212	2-6	3-5
San Jose	4	12	6.0	170	197	2-6	2-6

PLAYOFFS

Divisional Semifinals

<u>Opponents</u>	<u>Score</u>	<u>Arena</u>	<u>Attendance</u>
Arizona d. Colorado	16-13	Glendale Arena	5,549
Rochester d. Buffalo	19-14	HSBC Arena	10,014

Divisional Finals

<u>Opponents</u>	<u>Score</u>	<u>Arena</u>	<u>Attendance</u>
Toronto d. Rochester	12-10	Air Canada Centre	17,289
Arizona d. Calgary	19-15	Pengrowth Saddledome	11,468

Championship Game

<u>Opponents</u>	<u>Score</u>	<u>Arena</u>	<u>Attendance</u>
Toronto d. Arizona	19-13	Air Canada Centre	19,432

Year-By-Year Standings

2004 REGULAR SEASON

West

<u>Team</u>	<u>W</u>	<u>L</u>	<u>PCT</u>	<u>GB</u>	<u>GF</u>	<u>GA</u>	<u>Home</u>	<u>Away</u>
Colorado	13	3	.813	--	223	173	7-1	6-2
San Jose	11	5	.688	2.0	204	201	7-1	4-4
Calgary	10	6	.667	3.0	214	187	4-4	6-2
Arizona	7	9	.438	6.0	200	208	6-2	1-7
Vancouver	5	11	.313	8.0	183	213	3-5	2-6
Anaheim	1	15	.063	12.0	171	227	1-7	0-8

East

<u>Team</u>	<u>W</u>	<u>L</u>	<u>PCT</u>	<u>GB</u>	<u>GF</u>	<u>GA</u>	<u>Home</u>	<u>Away</u>
Toronto	10	6	.625	--	202	176	5-3	5-3
Rochester	8	8	.500	2.0	173	186	6-2	2-6
Buffalo	8	8	.500	2.0	205	198	4-4	4-4
Philadelphia	7	9	.438	3.0	192	198	3-5	4-4

PLAYOFFS

Divisional Semifinals

<u>Opponents</u>	<u>Score</u>	<u>Arena</u>	<u>Attendance</u>
Buffalo d. Rochester	13-9	Blue Cross Arena	7,029
Calgary d. San Jose	15-14	HP Pavilion	4,874

Divisional Finals

<u>Opponents</u>	<u>Score</u>	<u>Arena</u>	<u>Attendance</u>
Calgary d. Colorado	13-11	Pepsi Center	14,283
Buffalo d. Toronto	19-10	Air Canada Centre	14,618

Championship Game

<u>Opponents</u>	<u>Score</u>	<u>Arena</u>	<u>Attendance</u>
Calgary d. Buffalo	14-11	Pengrowth Saddledome	19,289

Year-By-Year Standings

2003 REGULAR SEASON

North

<u>Team</u>	<u>W</u>	<u>L</u>	<u>PCT</u>	<u>GB</u>	<u>GF</u>	<u>GA</u>	<u>Home</u>	<u>Away</u>
Toronto	11	5	.688	---	195	164	6-2	5-3
Calgary	9	7	.562	2.0	209	207	6-2	3-5
Vancouver	9	7	.562	2.0	208	196	5-3	4-4
Ottawa	4	12	.250	7.0	174	214	3-5	1-7

Central

<u>Team</u>	<u>W</u>	<u>L</u>	<u>PCT</u>	<u>GB</u>	<u>GF</u>	<u>GA</u>	<u>Home</u>	<u>Away</u>
Rochester	12	4	.750	---	214	173	6-2	6-2
Buffalo	12	4	.750	---	231	188	8-0	4-4
Albany	8	8	.500	4.0	198	191	4-4	4-4
Columbus	8	8	.500	4.0	184	203	4-4	4-4

East

<u>Team</u>	<u>W</u>	<u>L</u>	<u>PCT</u>	<u>GB</u>	<u>GF</u>	<u>GA</u>	<u>Home</u>	<u>Away</u>
Colorado	9	7	.562	---	226	223	6-2	3-5
Philadelphia	8	8	.500	1.0	203	209	6-2	2-6
New Jersey	3	13	.188	6.0	187	220	2-6	1-7
New York	3	13	.188	6.0	198	239	3-5	0-8

Playoffs

Divisional Semifinals

<u>Opponents</u>	<u>Score</u>	<u>Arena</u>	<u>Attendance</u>
Buffalo d. Calgary	16-9	HSBC Arena	6,761
Colorado d. Vancouver	15-12	Pepsi Center	17,129

Divisional Finals

<u>Opponents</u>	<u>Score</u>	<u>Arena</u>	<u>Attendance</u>
Toronto d. Colorado	15-11	Air Canada Centre	16,733
Rochester d. Buffalo	16-13	Blue Cross Arena	8,834

Championship Game

<u>Opponents</u>	<u>Score</u>	<u>Arena</u>	<u>Attendance</u>
Toronto d. Rochester	8-6	Blue Cross Arena	11,051

Year-By-Year Standings

2002 REGULAR SEASON

Central

<u>Team</u>	<u>W</u>	<u>L</u>	<u>PCT</u>	<u>GB</u>	<u>GF</u>	<u>GA</u>	<u>Home</u>	<u>Away</u>
Albany	14	2	.875	---	250	194	7-1	7-1
Rochester	13	3	.813	1.0	258	200	8-0	5-3
Buffalo	8	8	.500	6.0	208	212	4-4	4-4
Montreal	8	8	.500	6.0	236	225	4-4	4-4
Columbus	5	11	.313	9.0	198	230	2-6	3-5

East

<u>Team</u>	<u>W</u>	<u>L</u>	<u>PCT</u>	<u>GB</u>	<u>GF</u>	<u>GA</u>	<u>Home</u>	<u>Away</u>
Washington	9	7	.563	---	253	233	6-2	3-5
Philadelphia	8	8	.500	1.0	222	237	6-2	2-6
New Jersey	5	11	.313	4.0	178	232	2-6	3-5
New York	5	11	.313	4.0	200	249	3-5	2-6

North

<u>Team</u>	<u>W</u>	<u>L</u>	<u>PCT</u>	<u>GB</u>	<u>GF</u>	<u>GA</u>	<u>Home</u>	<u>Away</u>
Toronto	11	5	.688	---	223	176	8-0	3-5
Vancouver	10	6	.625	1.0	236	191	6-2	4-4
Calgary	4	12	.250	7.0	224	264	2-6	2-6
Ottawa	4	12	.250	7.0	202	245	1-7	3-5

Playoffs

Divisional Semifinals

<u>Opponents</u>	<u>Score</u>	<u>Arena</u>	<u>Attendance</u>
Washington d. Philadelphia	12-11	First Union Center	10,041
Rochester d. Vancouver	11-10 (ot)	Blue Cross Arena	8,266

Divisional Finals

<u>Opponents</u>	<u>Score</u>	<u>Arena</u>	<u>Attendance</u>
Toronto d. Washington	12-11 (ot)	Air Canada Centre	14,442
Albany d. Rochester	14-10	Pepsi Arena	5,074

Championship Game

<u>Opponents</u>	<u>Score</u>	<u>Arena</u>	<u>Attendance</u>
Toronto d. Albany	13-12	Pepsi Arena	9,289

Year-By-Year Standings

2001 REGULAR SEASON

<u>Team</u>	<u>W-L</u>	<u>PCT</u>	<u>GB</u>	<u>GF</u>	<u>GA</u>	<u>Home</u>	<u>Away</u>
Toronto Rock	11-3	.786	--	168	125	6-1	5-2
Philadelphia Wings	10-4	.714	1.0	205	177	6-1	4-3
Rochester Knighthawks	10-4	.714	1.0	198	159	6-1	4-3
Washington Power	9-5	.643	2.0	226	204	4-3	5-2
Buffalo Bandits	8-6	.571	3.0	248	218	4-3	4-3
New York Saints	6-8	.429	5.0	179	181	3-4	3-4
Albany Attack	5-9	.357	6.0	152	169	3-4	2-5
Columbus Landsharks	3-11	.214	8.0	134	201	1-6	2-5
Ottawa Rebel	1-13	.071	10.0	144	220	0-7	1-6

Playoffs

<u>Opponents</u>	<u>Score</u>	<u>Arena</u>	<u>Attendance</u>
Philadelphia d. Rochester	12-11	First Union Center	10,259
Toronto d. Washington	10-9	Air Canada Centre	14,442

Championship Game

<u>Opponents</u>	<u>Score</u>	<u>Arena</u>	<u>Attendance</u>
Philadelphia d. Toronto	9-8	Air Canada Centre	19,409

2000 REGULAR SEASON

<u>Team</u>	<u>W-L</u>	<u>Pct.</u>	<u>GB</u>	<u>GF</u>	<u>GA</u>	<u>Home</u>	<u>Away</u>
Toronto Rock	9-3	.750	--	162	130	5-1	4-2
Buffalo Bandits	8-4	.667	1.0	202	194	5-1	3-3
Rochester Knighthawks	8-4	.667	1.0	187	149	5-1	3-3
Philadelphia Wings	7-5	.583	2.0	172	165	4-2	3-3
Albany Attack	6-6	.500	3.0	169	160	4-2	2-4
Pittsburgh CrosseFire	6-6	.500	3.0	184	164	4-2	2-4
New York Saints	3-9	.250	6.0	152	194	2-4	1-5
Syracuse Smash	1-11	.083	8.0	135	207	1-5	0-6

Playoffs

<u>Opponents</u>	<u>Score</u>	<u>Arena</u>	<u>Attendance</u>
Toronto d. Philadelphia	14-10	Maple Leaf Gardens	10,561
Rochester d. Buffalo	15-11	HSBC Arena	7,873

Championship Game

<u>Opponents</u>	<u>Score</u>	<u>Arena</u>	<u>Attendance</u>
Toronto d. Rochester	14-13	Maple Leaf Gardens	14,211

Year-By-Year Standings

1999 REGULAR SEASON

<u>Team</u>	<u>W-L</u>	<u>Pct.</u>	<u>GB</u>	<u>GF</u>	<u>GA</u>	<u>Home</u>	<u>Away</u>
Toronto Rock	9-3	.750	--	157	139	6-0	3-3
Baltimore Thunder	8-4	.667	1.0	211	175	5-1	3-3
Rochester Knighthawks	8-4	.667	1.0	169	160	4-2	4-2
Philadelphia Wings	5-7	.417	4.0	153	153	4-2	1-5
New York Saints	5-7	.417	4.0	149	156	2-4	3-3
Buffalo Bandits	4-8	.333	5.0	158	177	1-5	3-3
Syracuse Smash	3-9	.250	6.0	161	198	3-3	0-6

Playoffs

<u>Opponents</u>	<u>Score</u>	<u>Arena</u>	<u>Attendance</u>
Toronto d. Philadelphia	13-2	Maple Leaf Gardens	12,026
Rochester d. Baltimore	14-12	Baltimore Arena	6,325

Championship Game

<u>Opponents</u>	<u>Score</u>	<u>Arena</u>	<u>Attendance</u>
Toronto d. Rochester	13-10	Maple Leaf Gardens	15,691

1998 REGULAR SEASON

<u>Team</u>	<u>W-L</u>	<u>Pct.</u>	<u>GB</u>	<u>GF</u>	<u>GA</u>	<u>Home</u>	<u>Away</u>
Philadelphia Wings	9-3	.750	--	166	148	3-3	6-0
Baltimore Thunder	8-4	.667	1.0	184	160	4-2	4-2
Rochester Knighthawks	6-6	.500	3.0	168	159	3-3	3-3
Buffalo Bandits	6-6	.500	3.0	166	171	4-2	2-4
Ontario Raiders	6-6	.500	3.0	165	157	4-2	2-4
New York Saints	5-7	.417	4.0	167	165	3-3	2-4
Syracuse Smash	2-10	.167	7.0	163	219	2-4	0-6

Playoffs

<u>Opponents</u>	<u>Score</u>	<u>Arena</u>	<u>Attendance</u>
Philadelphia d. Buffalo	17-12	CoreStates Center	9,795
Baltimore d. Rochester	15-14	Baltimore Arena	3,427

Championship Series (best of 3)

<u>Opponents</u>	<u>Score</u>	<u>Arena</u>	<u>Attendance</u>
Philadelphia d. Baltimore	16-12	CoreStates Center	9,860
Philadelphia d. Baltimore	17-12	Baltimore Arena	3,137

Year-By-Year Standings

1997 REGULAR SEASON

<u>Team</u>	<u>W-L</u>	<u>Pct.</u>	<u>GB</u>	<u>GF</u>	<u>GA</u>	<u>Home</u>	<u>Away</u>
Philadelphia Wings	7-3	.700	--	137	115	3-2	4-1
New York Saints	6-4	.600	1.0	134	127	4-1	2-3
Buffalo Bandits	6-4	.600	1.0	158	153	3-2	3-2
Rochester Knighthawks	5-5	.500	2.0	156	136	2-3	3-2
Boston Blazers	4-6	.400	3.0	120	135	3-2	1-4
Baltimore Thunder	2-8	.200	5.0	125	165	1-4	1-4

Playoffs

<u>Opponents</u>	<u>Score</u>	<u>Arena</u>	<u>Attendance</u>
Rochester d. Philadelphia	15-13	CoreStates Center	9,372
Buffalo d. New York	19-10	Marine Midland Arena	12,115

Championship Game

<u>Opponents</u>	<u>Score</u>	<u>Arena</u>	<u>Attendance</u>
Rochester d. Buffalo	15-12	Marine Midland Arena	18,055

1996 REGULAR SEASON

<u>Team</u>	<u>W-L</u>	<u>Pct.</u>	<u>GB</u>	<u>GF</u>	<u>GA</u>	<u>Home</u>	<u>Away</u>
Buffalo Bandits	8-2	.800	--	172	127	3-2	5-0
Philadelphia Wings	8-2	.800	--	165	114	4-1	4-1
Boston Blazers	6-4	.600	2.0	146	113	4-1	2-3
Rochester Knighthawks	6-4	.600	2.0	148	137	4-1	2-3
Baltimore Thunder	4-6	.400	4.0	144	163	3-2	1-4
New York Saints	3-7	.300	5.0	125	144	2-3	1-4
Charlotte Cobras	0-10	.000	8.0	85	186	0-5	0-5

Playoffs

<u>Opponents</u>	<u>Score</u>	<u>Arena</u>	<u>Attendance</u>
Buffalo d. Rochester	18-10	Memorial Auditorium	14,435
Philadelphia d. Boston	10-8	Spectrum	12,092

Championship Game

<u>Opponents</u>	<u>Score</u>	<u>Arena</u>	<u>Attendance</u>
Buffalo d. Philadelphia	15-10	Memorial Auditorium	16,230

Year-By-Year Standings

1995 REGULAR SEASON

<u>Team</u>	<u>W-L</u>	<u>Pct.</u>	<u>GB</u>	<u>GF</u>	<u>GA</u>	<u>Home</u>	<u>Away</u>
Philadelphia Wings	7-1	.875	--	115	94	4-0	3-1
Boston Blazers	5-3	.625	2.0	93	91	2-2	3-1
Rochester Knighthawks	4-4	.500	3.0	97	94	3-1	1-3
Buffalo Bandits	3-5	.375	4.0	109	108	2-2	1-3
Baltimore Thunder	3-5	.375	4.0	98	117	2-2	1-3
New York Saints	2-6	.250	5.0	83	93	1-3	1-3

Playoffs

<u>Opponents</u>	<u>Score</u>	<u>Arena</u>	<u>Attendance</u>
Philadelphia d. Buffalo	19-16	Memorial Auditorium	10,557
Rochester d. Boston	10-8	War Memorial	7,024

Championship Game

<u>Opponents</u>	<u>Score</u>	<u>Arena</u>	<u>Attendance</u>
Philadelphia d. Rochester	15-14 ot	Spectrum	14,824

1994 REGULAR SEASON

National Division

<u>Team</u>	<u>W-L</u>	<u>Pct.</u>	<u>GB</u>	<u>GF</u>	<u>GA</u>	<u>Home</u>	<u>Away</u>
Buffalo Bandits	6-2	.714	--	121	99	3-1	3-1
Detroit Turbos	5-3	.625	1.0	94	95	3-1	2-2
Boston Blazers	4-4	.500	2.0	93	91	1-3	3-1

American Division

<u>Team</u>	<u>W-L</u>	<u>Pct.</u>	<u>GB</u>	<u>GF</u>	<u>GA</u>	<u>Home</u>	<u>Away</u>
Philadelphia Wings	6-2	.714	--	127	89	4-0	2-2
New York Saints	2-6	.250	4.0	81	102	2-2	0-4
Baltimore Thunder	1-7	.125	5.0	93	133	1-3	0-4

Playoffs

<u>Opponents</u>	<u>Score</u>	<u>Arena</u>	<u>Attendance</u>
Buffalo d. Detroit	16-10	Memorial Auditorium	15,836
Philadelphia d. New York	17-7	Spectrum	10,794

Championship Game

<u>Opponents</u>	<u>Score</u>	<u>Arena</u>	<u>Attendance</u>
Philadelphia d. Buffalo	26-15	Memorial Auditorium	16,284

Year-By-Year Standings

1993 REGULAR SEASON

National Division

<u>Team</u>	<u>W-L</u>	<u>Pct.</u>	<u>GB</u>	<u>GF</u>	<u>GA</u>	<u>Home</u>	<u>Away</u>
Buffalo Bandits	8-0	1.000	--	143	108	4-0	4-0
Detroit Turbos	3-5	.375	5.0	109	122	2-2	1-3
Boston Blazers	2-6	.250	6.0	93	108	2-2	0-4
Pittsburgh Bulls	1-7	.125	7.0	97	108	1-3	0-4

American Division

<u>Team</u>	<u>W-L</u>	<u>Pct.</u>	<u>GB</u>	<u>GF</u>	<u>GA</u>	<u>Home</u>	<u>Away</u>
Philadelphia Wings	7-1	.875	--	121	86	4-0	3-1
New York Saints	5-3	.625	2.0	88	89	3-1	2-2
Baltimore Thunder	2-6	.250	5.0	122	147	1-3	1-3

Divisional Semifinals

<u>Opponents</u>	<u>Score</u>	<u>Arena</u>	<u>Attendance</u>
Boston d. Detroit	18-5	Boston Garden	3,182
New York d. Baltimore	10-9	Nassau Coliseum	5,877

Divisional Finals

<u>Opponents</u>	<u>Score</u>	<u>Arena</u>	<u>Attendance</u>
Buffalo d. Boston	12-10	Memorial Auditorium	16,325
Philadelphia d. New York	17-9	Spectrum	13,380

Championship Game

<u>Opponents</u>	<u>Score</u>	<u>Arena</u>	<u>Attendance</u>
Buffalo d. Philadelphia	13-12	Memorial Auditorium	16,325

Year-By-Year Standings

1992 REGULAR SEASON

National Division

<u>Team</u>	<u>W-L</u>	<u>Pct.</u>	<u>GB</u>	<u>GF</u>	<u>GA</u>	<u>Home</u>	<u>Away</u>
Detroit Turbos	6-2	.750	--	140	107	2-2	4-0
Buffalo Bandits	5-3	.625	1.0	161	125	2-2	3-1
Boston Blazers	3-5	.375	3.0	101	116	2-2	1-3
Pittsburgh Bulls	3-5	.375	3.0	97	121	2-2	1-3

American Division

<u>Team</u>	<u>W-L</u>	<u>Pct.</u>	<u>GB</u>	<u>GF</u>	<u>GA</u>	<u>Home</u>	<u>Away</u>
New York Saints	5-3	.625	--	104	101	3-1	2-2
Philadelphia Wings	3-5	.375	2.0	106	109	1-3	2-2
Baltimore Thunder	3-5	.375	2.0	117	147	2-2	1-3

Divisional Semifinal

<u>Opponents</u>	<u>Score</u>	<u>Arena</u>	<u>Attendance</u>
Buffalo d. Boston	22-16	Memorial Auditorium	15,603
Philadelphia d. Baltimore	14-12	Spectrum	10,185

Divisional Final

<u>Opponents</u>	<u>Score</u>	<u>Arena</u>	<u>Attendance</u>
Buffalo d. Detroit	19-16	Joe Louis Arena	4,136
Philadelphia d. New York	8-6	Nassau Coliseum	9,678

Championship Game

<u>Opponents</u>	<u>Score</u>	<u>Arena</u>	<u>Attendance</u>
Buffalo d. Philadelphia	11-10 (ot)	Spectrum	13,572

1991 REGULAR SEASON

National Division

<u>Team</u>	<u>W-L</u>	<u>Pct.</u>	<u>GB</u>	<u>GF</u>	<u>GA</u>	<u>Home</u>	<u>Away</u>
Detroit Turbos	8-2	.800	--	184	136	4-1	4-1
Pittsburgh Bulls	3-7	.300	5.0	125	158	1-4	2-3
New England Blazers	3-7	.300	5.0	109	136	2-3	1-4

American Division

<u>Team</u>	<u>W-L</u>	<u>Pct.</u>	<u>GB</u>	<u>GF</u>	<u>GA</u>	<u>Home</u>	<u>Away</u>
Baltimore Thunder	6-4	.600	--	156	157	3-2	3-2
New York Saints	5-5	.500	1.0	146	131	3-2	2-3
Philadelphia Wings	5-5	.500	1.0	129	131	3-2	2-3

Championship Game

<u>Opponents</u>	<u>Score</u>	<u>Arena</u>	<u>Attendance</u>
Detroit d. Baltimore	14-12	Baltimore Arena	10,814

Year-By-Year Standings

1990 REGULAR SEASON

<u>Team</u>	<u>W-L</u>	<u>Pct.</u>	<u>GB</u>	<u>GF</u>	<u>GA</u>	<u>Home</u>	<u>Away</u>
New England Blazers	6-2	.750	--	98	80	3-1	3-1
Philadelphia Wings	6-2	.750	--	89	82	3-1	3-1
New York Saints	4-4	.500	2.0	77	78	1-3	3-1
Baltimore Thunder	4-4	.500	2.0	96	95	2-2	2-2
Pittsburgh Bulls	3-5	.375	3.0	86	86	2-2	1-3
Detroit Turbos	1-7	.125	5.0	89	111	1-3	0-4

Playoffs

<u>Opponents</u>	<u>Score</u>	<u>Arena</u>	<u>Attendance</u>
Philadelphia d. New York	9-8	Spectrum	13,552

Championship Game

<u>Opponents</u>	<u>Score</u>	<u>Arena</u>	<u>Attendance</u>
Philadelphia d. New England	17-7	Worcester Centrum	11,479

1989 REGULAR SEASON

<u>Team</u>	<u>W-L</u>	<u>Pct.</u>	<u>GB</u>	<u>GF</u>	<u>GA</u>	<u>Home</u>	<u>Away</u>
Philadelphia Wings	6-2	.750	--	122	96	4-0	2-2
Detroit Turbos	6-2	.750	--	104	87	3-1	3-1
New York Saints	6-2	.750	--	103	87	2-2	4-0
Baltimore Thunder	4-4	.500	2.0	99	96	1-3	3-1
New England Blazers	1-7	.125	5.0	70	110	0-4	1-3
Washington Wave	1-7	.125	5.0	80	102	0-4	1-3

Playoffs

<u>Opponents</u>	<u>Score</u>	<u>Arena</u>	<u>Attendance</u>
New York d. Detroit	9-8 (2ot)	Joe Louis Arena	8,319
Philadelphia Receives Bye			

Championship Game

<u>Opponents</u>	<u>Score</u>	<u>Arena</u>	<u>Attendance</u>
Philadelphia d. New York	11-10	Spectrum	16,042

Year-By-Year Standings

1988 REGULAR SEASON

<u>Team</u>	<u>W-L</u>	<u>Pct.</u>	<u>GB</u>	<u>GF</u>	<u>GA</u>	<u>Home</u>	<u>Away</u>
Washington Wave	6-2	.750	--	121	119	4-0	2-2
New Jersey Saints	5-3	.625	1.0	127	112	3-1	2-2
Philadelphia Wings	3-5	.375	3.0	97	90	2-2	1-3
Baltimore Thunder	2-6	.250	4.0	98	122	2-2	0-4

Playoffs

<u>Opponents</u>	<u>Score</u>	<u>Arena</u>	<u>Attendance</u>
New Jersey d. Philadelphia	12-10	Meadowlands Arena	4,118
Washington Receives Bye			

Championship Game

<u>Opponents</u>	<u>Score</u>	<u>Arena</u>	<u>Attendance</u>
New Jersey d. Washington	17-16	Capital Centre	8,215

1987 REGULAR SEASON

<u>Team</u>	<u>W-L</u>	<u>Pct.</u>	<u>GB</u>	<u>GF</u>	<u>GA</u>	<u>Home</u>	<u>Away</u>
New Jersey Saints	5-1	.833	--	88	75	3-0	2-1
Philadelphia Wings	3-3	.500	2.0	86	82	2-1	1-2
Washington Wave	2-4	.333	3.0	83	97	1-2	1-2
Baltimore Thunder	2-4	.333	3.0	79	82	1-2	1-2

Playoffs

<u>Opponents</u>	<u>Score</u>	<u>Arena</u>	<u>Attendance</u>
Baltimore d. New Jersey	14-9	Meadowlands Arena	9,015
Washington d. Philadelphia	20-15	Spectrum	8,027

Championship Game

<u>Opponents</u>	<u>Score</u>	<u>Arena</u>	<u>Attendance</u>
Baltimore d. Washington	11-10	Capital Center	7,019

Year-By-Year Results

Results for 2005-2007 are available online at
www.pointstreak.com

2004

<u>Date</u>	<u>Game</u>	<u>Score</u>	<u>Attendance</u>
Dec. 26	Vancouver at Arizona	16-12 ARZ	12,789
Dec. 27	Philadelphia at Rochester	13-7 PHL	7,984
Jan. 2	San Jose at Colorado	17-8 COL	17,778
Jan. 3	Rochester at Buffalo	12-11 BUF	8,595
Jan. 9	Calgary at Vancouver	10-8 CAL	8,154
	Colorado at Arizona	12-11 COL	5,277
Jan. 10	Arizona at Anaheim	19-18 ARZ OT	6,476
	Colorado at San Jose	12-8 COL	8,137
	Philadelphia at Buffalo	16-13 PHL	7,403
	Toronto at Rochester	13-8 ROC	8,214
Jan. 16	Buffalo at Vancouver	16-15 VAN OT	6,324
	Calgary at Toronto	18-12 TOR	16,124
Jan. 17	Rochester at Philadelphia	17-11 ROC	14,217
Jan. 18	Buffalo at Anaheim	16-12 BUF	4,102
	Colorado at Vancouver	13-12 COL OT	6,554
Jan. 23	Philadelphia at San Jose	12-10 SJ	6,052
	Vancouver at Toronto	17-12 TOR	15,400
Jan. 25	Vancouver at Calgary	14-10 VAN	9,265
	San Jose at Anaheim	8-7 SJ (OT)	4,378
	Arizona at Colorado	14-13 COL OT	14,857
Jan. 30	San Jose at Arizona	16-13 ARZ	6,043
	Calgary at Colorado	14-13 CAL	18,305
Jan. 31	Toronto at Rochester	11-10 ROC	8,786
	Arizona at Calgary	15-6 CAL	8,101
	Buffalo at Philadelphia	18-10 BUF	13,641
Feb. 6	Rochester at Buffalo	10-9 BUF	9,005
Feb. 7	Philadelphia at Toronto	10-8 PHL	17,550
	Vancouver at Colorado	11-10 COL	18,290
Feb. 8	San Jose at Vancouver	13-11 SJ	7,454
	Calgary at Anaheim	14-12 CAL	4,426
Feb. 13	Buffalo at Toronto	13-9 BUF	15,107
Feb. 14	Colorado at Calgary	13-12 COL OT	10,129
	Anaheim at Buffalo	13-11 BUF	8,767
	San Jose at Rochester	10-9 ROC	7,469
	Arizona at Philadelphia	16-12 PHL	12,557
Feb. 20	Toronto at Vancouver	15-6 TOR	8,824
	San Jose at Calgary	19-12 SJ	9,488
Feb. 21	Anaheim at Arizona	12-9 ARZ	3,500
	Buffalo at Philadelphia	12-8 BUF	13,686
Feb. 22	ASG at Colorado	19-15 EAST	17,742
Feb. 27	Vancouver at Calgary	14-7 CAL	10,038
	Colorado at Anaheim	13-8 COL	4,249
	Philadelphia at Toronto	18-15 TOR	15,820

Year-By-Year Results

2004

<u>Date</u>	<u>Game</u>	<u>Score</u>	<u>Attendance</u>
Feb. 28	Arizona at San Jose	13-12 SJ	4,567
	Anaheim at Colorado	COL 15-10	18,029
	Buffalo at Rochester	13-12 ROC OT	9,815
	Toronto at Philadelphia	11-10 TOR	13,606
Feb. 29	Calgary at Arizona	14-4 CAL	3,200
Mar. 5	Rochester at Anaheim	13-10 ANA	3,821
	Toronto at Buffalo	13-11 TOR	9,299
Mar. 6	Philadelphia at Colorado	13-12 COL	17,385
	Rochester at Arizona	14-4 ARZ	3,916
Mar. 12	Anaheim at Vancouver	16-6 VAN	6,772
	Rochester at Toronto	13-9 TOR	17,625
Mar. 13	Vancouver at Anaheim	13-12 VAN OT	4,910
	Calgary at San Jose	17-14 CAL	5,245
	Colorado at Rochester	18-12 COL	8,527
	Arizona at Buffalo	13-11 BUF	9,230
Mar. 19	Toronto at Philadelphia	12-10 TOR	14,184
	Colorado at Arizona	14-13 ARZ	5,521
Mar. 20	Vancouver at San Jose	15-11 SJ	4,078
	Buffalo at Rochester	13-12 ROC OT	9,783
	Anaheim at Philadelphia	14-9 PHL	13,153
Mar. 21	Colorado at Calgary	13-8 COL	11,536
Mar. 26	San Jose at Colorado	18-6 COL	18,274
	Buffalo at Toronto	14-11 TOR	18,809
Mar. 27	Anaheim at San Jose	16-13 SJ	4,782
	Toronto at Buffalo	15-9 TOR	10,599
	Rochester at Philadelphia	12-8 PHL	14,079
Mar. 28	Calgary at Vancouver	19-12 CAL	6,472
Apr. 2	Toronto at Calgary	11-10 CAL OT	12,454
	San Jose at Anaheim	12-9 SJ	5,635
Apr. 3	Calgary at San Jose	14-13 SJ OT	4,864
	Vancouver at Arizona	17-10 ARZ	5,901
	Philadelphia at Rochester	13-8 ROC	9,715
Apr. 4	Anaheim at Colorado	17-10 COL	18,024
	Philadelphia at Buffalo	17-15 BUF	8,537
Apr. 9	Arizona at Vancouver	13-10 VAN	6,438
	Anaheim at Calgary	19-11 CAL	8,939
Apr. 10	Rochester at Toronto	13-11 ROC	18,821
	Arizona at San Jose	19-13 SJ	4,931
Champion's Cup Playoffs			
Apr. 17	<i>Buffalo at Rochester</i>	<i>13-9 BUF</i>	<i>7,029</i>
Apr. 18	<i>Calgary at San Jose</i>	<i>15-14 SJ</i>	<i>4,874</i>
Apr. 24	<i>Calgary at Colorado</i>	<i>13-11 CAL</i>	<i>14,283</i>
Apr. 25	<i>Buffalo at Toronto</i>	<i>19-10 BUF</i>	<i>14,618</i>
Championship Game			
May 7	<i>Buffalo at Calgary</i>	<i>14-11 CAL</i>	<i>19,289</i>

Year-By-Year Results

2003

<u>Date</u>	<u>Game</u>	<u>Score</u>	<u>Attendance</u>
Dec. 27	Toronto at Albany	13-9 TOR	5,179
	New York at Columbus	15-10 CBS	3,022
Dec. 28	New Jersey at Rochester	13-11 NJ	9,283
	Calgary at Ottawa	14-9 CAL	3,642
Jan. 2	Albany at New York	10-8 ALB	4,683
Jan. 3	Ottawa at Columbus	14-13 CBS	2,103
	Toronto at Colorado	13-12 COL	16,125
	Philadelphia at Vancouver	14-10 VAN	10,277
Jan. 4	Albany at Buffalo	11-10 BUF	5,713
	Ottawa at New York	16-12 OTT	4,274
Jan. 5	Columbus at New Jersey	10-9 CBS	4,232
Jan. 10	New York at New Jersey	19-9 NJ	3,129
Jan. 11	Columbus at Buffalo	20-6 BUF	5,633
	Colorado at Ottawa	13-11 OTT	3,586
	Albany at Toronto	12-9 ALB	17,059
Jan. 12	New Jersey at Calgary	14-9 CAL	10,149
	Rochester at Vancouver	18-11 ROC	8,156
Jan. 17	Columbus at Albany	14-13 CBS	4,460
	Toronto at Calgary	13-10 TOR	11,333
Jan. 18	Vancouver at Rochester	15-14 VAN	8,421
	Philadelphia at Colorado	13-9 COL	16,606
Jan. 19	Buffalo at New Jersey	10-4 BUF	3,011
Jan. 23	Toronto at Ottawa	15-6 TOR	2,794
Jan. 24	Calgary at Columbus	14-9 CBS	3,124
	Buffalo at Toronto	17-13 TOR	15,221
Jan. 25	Calgary at Buffalo	23-17 BUF	5,590
	Rochester at New York	18-17 ROC	4,872
	Colorado at Philadelphia	13-11 PHL	13,848
Jan. 31	Vancouver at Calgary	13-12 CAL	11,659
	New York at Colorado	19-13 COL	18,207
Feb. 1	New Jersey at Ottawa	12-8 OTT	2,713
	Albany at Rochester	12-9 ROC	8,469
	Buffalo at Columbus	19-16 BUF	3,615
	Toronto at Philadelphia	13-9 TOR	12,557
Feb. 2	Rochester at Albany	14-13 ROC	3,101
	Calgary at Vancouver	14-11 CAL	8,322
Feb. 6	Philadelphia at New Jersey	16-15 PHI	7,037
	Colorado at New York	20-12 NY	3,472
Feb. 7	Columbus at Calgary	11-7 CAL	9,219
	Ottawa at Toronto	13-10 TOR	16,059
Feb. 8	Rochester at Philadelphia	12-9 ROC	13,707
	Toronto at Buffalo	14-8 BUF	8,414
	New Jersey at Colorado	16-14 COL	14,735

Year-By-Year Results

2003

<u>Date</u>	<u>Game</u>	<u>Score</u>	<u>Attendance</u>
Feb. 14	New Jersey at Columbus	12-9 CBS	2,954
	Toronto at Vancouver	13-10 TOR	7,594
	Calgary at Colorado	14-13 CAL	15,175
Feb. 15	Buffalo at Albany	16-11 BUF	3,074
	Philadelphia at Ottawa	11-9 OTT	4,816
	Columbus at Rochester	12-5 ROC	9,128
Feb. 16	New York at Buffalo	16-10 BUF	6,631
Feb. 21	Colorado at Albany	19-15 ALB	3,210
Feb. 22	Rochester at Toronto	11-10 TO	18,209
	New Jersey at Philadelphia	16-14 PHL	13,344
Feb. 28	Albany at New Jersey	11-8 ALB	7,115
	Ottawa at Rochester	13-7 ROC	8,527
	Calgary at Toronto	15-6 TOR	16,169
	New York at Vancouver	18-16 VAN	7,174
Mar. 1	Columbus at Philadelphia	13-12 PHI	14,035
	Vancouver at Colorado	18-12 COL	16,032
Mar. 2	New York at Calgary	12-8 CGY	11,596
Mar. 6	Philadelphia at New York	18-17 PHI	2,419
Mar. 7	Albany at Columbus	11-7 ALB	3,298
	Vancouver at Toronto	11-7 TOR	15,723
	Rochester at Buffalo	12-10 BUF	8,124
Mar. 8	Vancouver at Ottawa	13-10 VAN	6,267
	New York at Philadelphia	15-14 PHI	12,863
Mar. 14	Toronto at Rochester	13-10 ROC	9,112
Mar. 15	New York at Albany	13-8 ALB	3,286
	Ottawa at New Jersey	16-15 NJ	6,302
	Buffalo at Philadelphia	15-12 PHI	15,097
Mar. 16	Colorado at Vancouver	14-9 VAN	7,520
Mar. 21	Ottawa at Buffalo	12-9 BUF	7,943
	Philadelphia at Toronto	12-9 TOR	17,539
	Rochester at Colorado	16-12 ROC	16,820
	Albany at Vancouver	16-15 VAN	8,423
Mar. 22	Buffalo at Ottawa	11-9 BUF	4,512
	Calgary at Philadelphia	19-13 PHI	15,689
Mar. 23	Calgary at New York	10-9 NY	5,388
	Colorado at New Jersey	18-17 COL	6,287
	Rochester at Columbus	11-10 ROC	2,659
Mar. 28	Albany at Colorado	19-16 COL	18,207
	Ottawa at Vancouver	10-7 VAN	9,233
Mar. 29	Buffalo at Rochester	18-9 ROC	10,379
Mar. 30	Ottawa at Calgary	26-16 CAL	10,603

Year-By-Year Results

2003

<u>Date</u>	<u>Game</u>	<u>Score</u>	<u>Attendance</u>
Apr. 4	Philadelphia at Albany	14-13 ALB	2,827
	Columbus at New York	18-13 CBS	3,124
	New Jersey at Buffalo	19-12 BUF	7,967
	Vancouver at Columbus	19-7 VAN	4,328
	Colorado at Calgary	14-11 COL	13,139
Apr. 11	Buffalo at Calgary	16-14 CAL	13,869
Apr. 12	Vancouver at Albany	12-8 ALB	4,376
	Columbus at Ottawa	17-11 CBS	5,289
	New Jersey at New York	13-11 NY	5,847
	Philadelphia at Rochester	12-10 ROC	8,551
Apr. 13	Vancouver at New Jersey	18-9 VAN	6,761
	Colorado at Toronto	13-10 COL	17,888
 Champion's Cup Playoffs			
Apr. 19	Calgary at Buffalo	16-9 BUF	6,761
	Vancouver at Colorado	15-12 COL	17,129
Apr. 26	Colorado at Toronto	15-11 TOR	16,733
	Buffalo at Rochester	16-13 ROC	8,834
 Championship Game			
May. 3	Toronto at Rochester	8-6 TOR	11,051

Year-By-Year Results

2002

<u>Date</u>	<u>Game</u>	<u>Score</u>	<u>Attendance</u>
Nov. 16	New Jersey at Albany	20-16 ALB	4,608
Nov. 17	Vancouver at Toronto	16-11TOR	13,049
Nov. 18	Vancouver at Ottawa	13-10 OTT	6,230
Nov. 24	Washington at Buffalo	17-15 BUF	6,718
	Montreal at Calgary	32-17 MON	9,517
	Albany at Rochester	22-16 ROC	8,343
Nov. 29	Calgary at Montreal	25-16 MON	7,634
Nov. 30	New York at New Jersey	14-9 NY	7,634
Dec. 1	Philadelphia at Albany	20-16 ALB	3,114
	Montreal at Buffalo	18-17 MON OT	6,118
	Rochester at Washington	13-12 WAS OT	3,512
	Toronto at Vancouver	13-12 VAN	13,772
	New Jersey at Columbus	13-12 NJ	6,138
Dec. 2	Calgary at Ottawa	17-11 CAL	5,140
Dec. 8	Albany at New Jersey	13-5 ALB	4,137
	Calgary at New York	20-14 NY	5,347
Dec. 9	Philadelphia at Vancouver	18-14 PHli	8,324
Dec. 14	Vancouver at Montreal	17-13 VAN	6,590
	Ottawa at Toronto	12-6 TOR	14,169
	Columbus at Calgary	20-13 CAL	4,328
Dec. 15	New Jersey at Washington	21-9 WAS	4,834
	Philadelphia at Rochester	5-10 ROC	7,864
Dec.	Buffalo at New York	16-13 BUF	4,363
Dec. 21	New York at Albany	20-8 ALB	3,012
	Rochester at Ottawa	14-10 ROC	4,654
	New Jersey at Calgary	20-11 CAL	6,548
Dec. 23	New Jersey at Vancouver	22-10 VAN	9,363
Dec. 28	New York at Columbus	17-13 NY	4,235
	Calgary at New Jersey	14-13 CAL OT	5,550
Dec. 29	Philadelphia at Buffalo	postponed-snow	7,526
	Calgary at Rochester	14-13 ROC	8,487
Jan. 4	Columbus at Ottawa	15-11 COL	5,500
Jan. 5	Rochester at Buffalo	22-11 ROC	8,934
	Toronto at Washington	12-11 WAS	3,512
Jan. 11	Columbus at Montreal	13-12 COL	9,296
Jan. 12	Rochester at Albany	17-14 ROC	3,758
	Toronto at Calgary	15-12 TOR	9,428
	Philadelphia at New York	21-18 NY	6,248
Jan. 13	Washington at Columbus	19-15 COL	3,029
	Washington at Vancouver	17-12 WAS	12,167
Jan. 18	Buffalo at Calgary	13-12 BUF	8,271
	New York at Philadelphia	11-10 PHI	14,013
Jan. 19	Ottawa at Albany	18-17 ALB	3,027
	Columbus at Rochester	24-9 ROC	9,840
Jan. 20	Philadelphia at New Jersey	17-15 PHI	4,922

Year-By-Year Results

2002

<u>Date</u>	<u>Game</u>	<u>Score</u>	<u>Attendance</u>
Jan. 25	Vancouver at Columbus	12-11 COL OT	4,206
	Ottawa at Montreal	20-15 MON	7,132
	Washington at New York	17-12 WAS	4,786
	Buffalo at Philadelphia	8-7 PHI	11,785
Jan. 26	Vancouver at Buffalo	17-14 BUF	6,176
	Rochester at Toronto	14-9 TOR	18,543
	New York at Washington	23-15 WAS	2,747
Jan. 27	Albany at Calgary	12-7 ALB	9,217
	Montreal at Ottawa	13-9 MON	6,304
Feb. 1	Buffalo at Montreal	10-7 MON	8,317
	Rochester at Philadelphia	21-13 PHI	10,236
Feb. 2	Columbus at Buffalo	12-8 BUF	8,826
	Albany at New York	13-8 ALB	4,533
	Ottawa at Vancouver	12-10 VAN	9,613
	Calgary at Washington	19-15 WAS	3,011
Feb. 3	Montreal at Toronto	17-12 TOR	14,515
Feb. 8	Columbus at Albany	13-12 ALB	3,027
	Vancouver at New Jersey	13-8 VAN	4,135
Feb. 9	Albany at Buffalo	11-9 ALB	7,136
	Ottawa at Calgary	20-15 OTT	8,854
	Vancouver at New York	13-7 VAN	4,473
	Montreal at Rochester	13-10 ROC	8,349
Feb. 10	Washington at Toronto	17-14 TOR	13,802
Feb. 15	Washington at New Jersey	15-8 NJ	5,152
Feb. 16	Buffalo at Columbus	12-10 BUF	3,874
	Toronto at Ottawa	15-8 TOR	7,826
	New Jersey at Philadelphia	13-11 NJ	17,488
	New York at Vancouver	15-8 VAN	7,142
	Albany at Washington	17-9 ALB	2,107
	Rochester at Montreal	21-16 ROC	8,101
Feb. 22	Philadelphia at Buffalo	19-14 BUF	7,726
	Buffalo at Albany	15-14 ALB OT	3,958
Feb. 23	Columbus at Philadelphia	15-14 COL OT	13,726
	New York at Rochester	20-9 ROC	8,471
	Calgary at Toronto	14-13 TOR OT	17,138
	Montreal at Vancouver	16-11 VAN	9,084
	Toronto at Buffalo	8-7 TOR	7,948
Mar. 2	Montreal at Columbus	12-10 MON	3,122
	Ottawa at Philadelphia	19-17 PHI	14,016
	Washington at Ottawa	18-15 WAS	5,308
Mar. 7	Toronto at Montreal	15-9 MON	9,339
Mar. 8	Albany at Columbus	20-15 ALB	3,214
	New Jersey at New York	15-9 NY	6,872
	Buffalo at Rochester	12-7 ROC	9,724
	Philadelphia at Washington	19-12 WAS	3,586

Year-By-Year Results

2002

<u>Date</u>	<u>Game</u>	<u>Score</u>	<u>Attendance</u>
Mar. 15	Albany at Montreal	14-13 ALB	7,346
	New York at Toronto	21-7 TOR	16,796
Mar. 16	Calgary at Vancouver	17-10 VAN	12,224
	Ottawa at New Jersey	12-10 OTT	6,535
	Washington at Philadelphia	12-11 PHI	13,717
	Toronto at Rochester	16-14 ROC	10,481
Mar. 22	Rochester at Columbus	14-13 ROC	5,211
	New Jersey at Ottawa	12-11 NJ	6,536
	Philadelphia at Toronto	17-9 TOR	17,501
Mar. 23	Vancouver at Calgary	17-9 VAN	14,086
	Columbus at New Jersey	10-9 NJ	7,349
	Ottawa at New York	17-16 OTT	5,452
	Toronto at Philadelphia	12-11 PHI	14,361
	Buffalo at Washington	23-22 BUF	3,329
Mar. 24	Montreal at Albany	14-6 ALB	3,562

Champion's Cup Playoffs

Mar. 30	Washington at Philadelphia	12-11 WAS	10,041
Mar. 30	Vancouver at Rochester	11-10 ROC OT	8,266
Apr. 5	Washington at Toronto	12-11 TOR OT	14,442
Apr. 6	Rochester at Albany	14-10 ALB	5,074

Championship Game

Apr. 13	Toronto at Albany	13-12 TOR	9,289
---------	-------------------	-----------	-------

Year-By-Year Results

2001

<u>Date</u>	<u>Visitor</u>	<u>Score</u>	<u>Home</u>	<u>Score</u>	<u>Attendance</u>
Dec. 21	Ottawa	7	Toronto	17	13,333
Dec. 29	Ottawa	7	Albany	14	4,921
Dec. 30	Buffalo	20	Washington	19	2,778
	New York	15	Columbus	12	8,123
	Philadelphia	17	Rochester	16	9,870
Dec. 31	Toronto	12	Washington	13	1,778
Jan. 5	New York	10	Albany	11 OT	3,864
	Toronto	16	Ottawa	7	12,193
Jan. 6	Columbus	10	Buffalo	23	7,328
Jan. 7	Rochester	12	Washington	13	2,144
Jan. 11	Albany	4	Toronto	7	12,222
Jan. 12	Rochester	14	New York	13 OT	7,642
	Ottawa	8	Philadelphia	17	14,386
Jan. 13	Washington	19	Columbus	11	6,600
Jan. 14	Ottawa	14	Washington	18	3,519
Jan. 19	New York	9	Ottawa	7	7,893
Jan. 20	Rochester	12	Albany	11	4,632
	Philadelphia	18	Buffalo	26	8,261
Jan. 21	Columbus	9	Washington	7	3,018
Jan. 26	Ottawa	10	Columbus	11	6,183
	Washington	16	Toronto	13	16,373
Jan. 27	Albany	16	Philadelphia	13	15,392
	New York	12	Rochester	21	8,248
	Toronto	14	Buffalo	13 OT	8,452
Feb. 3	Ottawa	14	Buffalo	25	8,111
	Toronto	14	New York	9	7,638
	Rochester	14	Philadelphia	12	15,186
Feb. 9	Albany	13	Ottawa	10	5,780
	Philadelphia	11	Toronto	17	15,497
Feb. 10	Washington	21	Buffalo	17	8,184
	Philadelphia	13	New York	12	5,791
Feb. 16	Albany	15	Columbus	8	6,940
	Buffalo	21	Ottawa	16	7,083
Feb. 17	Toronto	7	Rochester	12	9,361
Feb. 18	Washington	18	Albany	15	4,366
Feb. 24	Albany	11	New York	13	4,848
	Buffalo	12	Philadelphia	17	16,566
	Columbus	6	Rochester	18	8,711
Feb. 25	New York	9	Toronto	10 OT	17,059
Mar. 2	Rochester	17	Ottawa	11	7,420
	Buffalo	22	Columbus	19	6,923
Mar. 3	New York	18	Washington	16	5,502
Mar. 9	Columbus	8	Albany	11	3,985
Mar. 10	Columbus	9	New York	15	6,938
	Toronto	11	Philadelphia	17	13,485

Year-By-Year Results

2001

<u>Date</u>	<u>Visitor</u>	<u>Score</u>	<u>Home</u>	<u>Score</u>	<u>Attendance</u>
Mar. 16	Toronto	8	Columbus	5	5,120
Mar. 17	Albany	13	Buffalo	18	7,620
	New York	10	Philadelphia	14	14,421
	Washington	11	Rochester	13	8,336
Mar. 18	Washington	17	Ottawa	11	6,715
Mar. 25	Rochester	10	Buffalo	9	8,333
Mar. 30	Buffalo	17	Albany	14	4,108
	Ottawa	15	New York	14	4,183
Mar. 31	Columbus	8	Toronto	11	19,056
	Washington	13	Philadelphia	14 OT	16,779
	Buffalo	12	Rochester	19	11,016
Apr. 1	Philadelphia	19	Washington	20 OT	4,146
Apr. 5	Rochester	4	Toronto	11	16,700
Apr. 6	Columbus	11	Ottawa	8	9,325
Apr. 7	Philadelphia	17	Columbus	7	6,023
	Buffalo	13	New York	18	4,386
	Albany	14	Rochester	7	8,490
Apr. 14	Philadelphia	9	Albany	4	3,906

Champion's Cup Playoffs

<i>Apr. 20</i>	<i>Rochester</i>	<i>11</i>	<i>Philadelphia</i>	<i>12</i>	<i>10,259</i>
<i>Apr. 21</i>	<i>Washington</i>	<i>9</i>	<i>Toronto</i>	<i>10</i>	<i>14,442</i>

Championship Game

<i>Apr. 27</i>	<i>Philadelphia</i>	<i>9</i>	<i>Toronto</i>	<i>8</i>	<i>19,409</i>
----------------	---------------------	----------	----------------	----------	---------------

Year-By-Year Results

2000

<u>Date</u>	<u>Home</u>	<u>Score</u>	<u>Visitor</u>	<u>Score</u>	<u>Attendance</u>
Jan. 7	Philadelphia	12	Albany	11 OT	11,201
Jan. 8	New York	12	Pittsburgh	23	6,101
	Buffalo	14	Toronto	17	7,457
	Syracuse	6	Rochester	16	5,213
Jan. 14	Albany	21	Pittsburgh	19	8,044
Jan. 15	New York	14	Syracuse	13	4,210
	Rochester	18	Pittsburgh	14	9,436
Jan. 21	Toronto	9	New York	5	13,426
Jan. 22	Pittsburgh	16	Philadelphia	15	4,521
Jan. 28	Pittsburgh	9	Toronto	11	3,217
Jan. 29	Philadelphia	15	Rochester	12	15,550
	New York	17	Albany	16 OT	5,830
	Buffalo	22	Syracuse	21	7,311
Feb. 5	Buffalo	21	Albany	17	6,742
	Philadelphia	15	New York	13	16,750
Feb. 11	Albany	13	Syracuse	12 OT	6,402
	Toronto	11	Rochester	10	13,646
	New York	11	Philadelphia	17	5,618
Feb. 12	Pittsburgh	17	Buffalo	14	5,218
Feb. 13	Syracuse	13	New York	15	1,846
Feb. 18	Buffalo	18	Rochester	14	7,393
Feb. 25	Pittsburgh	20	New York	15	5,074
Feb. 26	Rochester	15	Albany	17	6,843
	Philadelphia	8	Pittsburgh	14	18,911
	Toronto	12	Buffalo	18	14,075
Mar. 3	Toronto	15	Syracuse	10	12,012
Mar. 10	Pittsburgh	12	Rochester	17	5,325
Mar. 11	Albany	8	Toronto	7	4,355
	Buffalo	19	New York	18 OT	9,817
Mar. 17	Albany	16	New York	6	4,330
Mar. 18	Rochester	16	Buffalo	13	9,269
	Syracuse	14	Philadelphia	17	2,421
Mar. 25	Philadelphia	13	Toronto	15	16,544
	Pittsburgh	21	Syracuse	9	6,140
	New York	16	Buffalo	21	7,628
Mar. 31	Toronto	14	Pittsburgh	10	15,050
	New York	10	Rochester	12	4,659
	Syracuse	6	Albany	17	1,873
Apr. 1	Rochester	23	Syracuse	10	8,102
	Buffalo	16	Philadelphia	11	10,396
Apr. 2	Albany	12	Philadelphia	13 OT	5,933
Apr. 8	Toronto	17	Albany	8	15,078
	Syracuse	10	Pittsburgh	9 OT	2,617
	Philadelphia	22	Buffalo	11	16,187
Apr. 15	Albany	13	Buffalo	15	5,428
	Rochester	20	Philadelphia	14	10,627
	Syracuse	11	Toronto	25	1,987

Champion's Cup Playoffs

Apr. 21	Rochester	15	Buffalo	11	7,873
Apr. 22	Toronto	14	Philadelphia	10	10,561

Championship Game

May 6	Toronto	14	Rochester	13	14,211
-------	---------	----	-----------	----	--------

Year-By-Year Results

1999

<u>Date</u>	<u>Visitor</u>	<u>Score</u>	<u>Home</u>	<u>Score</u>	<u>Attendance</u>
Dec 26	New York	12	Rochester	11	9,415
Jan 2	Rochester	13	Baltimore	20	4,123
Jan 8	Buffalo	18	Philadelphia	17 OT	14,348
Jan 9	Toronto	10	Baltimore	21	5,738
	Philadelphia	12	Syracuse	19	5,213
Jan 16	Baltimore	22	Buffalo	15	10,216
Jan 22	Buffalo	10	Toronto	11	11,052
	Rochester	15	Philadelphia	12	15,183
Jan 23	Baltimore	15	New York	14	7,437
	Syracuse	13	Rochester	20	9,151
Jan 29	Rochester	9	Toronto	16	9,691
	Syracuse	16	Buffalo	17	8,129
Jan 30	Buffalo	12	New York	11	7,826
	Philadelphia	17	Baltimore	18 OT	10,121
Feb 5	Philadelphia	13	Buffalo	11	9,205
	Baltimore	14	Syracuse	15	4,984
Feb 6	Toronto	10	Rochester	11 OT	9,043
Feb 12	New York	15	Baltimore	18	7,023
Feb 19	Philadelphia	7	Toronto	9	10,166
Feb 26	New York	9	Toronto	13	9,012
	Rochester	17	Syracuse	15	5,347
Feb 27	Toronto	11	Philadelphia	12 OT	17,057
	Buffalo	16	Baltimore	15	8,203
Feb 28	Syracuse	8	New York	13	6,337
Mar 6	Syracuse	6	Philadelphia	15	15,678
	New York	13	Buffalo	12	8,536
Mar 13	Baltimore	13	Philadelphia	16	16,398
	Rochester	20	New York	15	6,491
	Toronto	19	Syracuse	12	4,237
Mar 20	Rochester	17	Buffalo	11	11,020
Mar 26	Syracuse	12	Toronto	19	13,300
	Philadelphia	13	New York	14	6,513
Mar 27	Baltimore	14	Rochester	11	9,419
	Toronto	13	Buffalo	12 OT	10,723
	New York	15	Syracuse	14	4,044
Apr 2	Baltimore	15	Toronto	16	13,230
Apr 3	New York	9	Philadelphia	10	17,573
	Buffalo	13	Rochester	15	8,136
	Syracuse	17	Baltimore	26	7,132
Apr 9	Toronto	10	New York	9	5,619
	Philadelphia	9	Rochester	10	9,236
	Buffalo	11	Syracuse	14	3,452

Champion's Cup Playoffs

April 16	Philadelphia	2	Toronto	13	12,026
Apr. 17	Rochester	14	Baltimore	12	6,325

Champion's Cup Final

Apr. 23	Rochester	10	Toronto	13	15,691
---------	-----------	----	---------	----	--------

Year-By-Year Results

1998

<u>Date</u>	<u>Visitor</u>	<u>Score</u>	<u>Home</u>	<u>Score</u>	<u>Attendance</u>
Jan. 3	Rochester	15	Ontario	14 OT	7,536
	Syracuse	13	Baltimore	23	2,954
	Philadelphia	14	Buffalo	12	11,402
Jan. 9	Philadelphia	15	New York	8	6,032
Jan. 10	Syracuse	12	Rochester	17	6,836
Jan. 16	Baltimore	12	Philadelphia	9	12,289
	Rochester	11	New York	9	5,096
Jan. 17	Ontario	10	Baltimore	11 OT	3,815
	New York	12	Buffalo	16	11,255
	Rochester	12	Syracuse	14	4,671
Jan. 24	Philadelphia	17	Syracuse	15	3,755
	New York	11	Ontario	13	4,078
Jan. 30	Baltimore	20	Syracuse	11	4,743
Jan. 31	Syracuse	10	New York	23	7,857
	Buffalo	6	Rochester	15	7,353
	Philadelphia	15	Baltimore	9	5,818
Feb. 7	Buffalo	9	Philadelphia	15	15,065
	Ontario	9	Rochester	14	6,265
Feb. 13	Syracuse	11	Philadelphia	14	13,213
	Ontario	10	New York	11	5,082
Feb. 14	Buffalo	15	Baltimore	20	7,268
Feb. 20	Rochester	15	Buffalo	16 OT	14,230
Feb. 21	New York	17	Syracuse	19	3,914
	Buffalo	15	Ontario	17	5,841
Feb. 28	Rochester	15	Baltimore	14	6,719
	Buffalo	14	New York	13	7,029
	Philadelphia	12	Ontario	11 OT	3,446
Mar. 7	Syracuse	11	Ontario	15	3,416
	Baltimore	12	Buffalo	10	11,989
Mar. 13	Baltimore	14	Ontario	17	4,545
Mar. 14	New York	16	Rochester	10	6,927
	Ontario	12	Buffalo	14	11,913
Mar. 21	New York	15	Philadelphia	14	17,077
Mar. 27	Ontario	22	Syracuse	21 OT	4,211
Mar. 28	Rochester	12	Philadelphia	13 OT	14,043
	Baltimore	16	New York	17 OT	9,253
Apr. 4	Buffalo	20	Syracuse	16	4,084
	New York	15	Baltimore	17	5,695
	Philadelphia	20	Rochester	19 OT	6,480
Apr. 11	Ontario	15	Philadelphia	8	13,495
	Syracuse	10	Buffalo	19	12,745
	Baltimore	16	Rochester	13	6,373
Playoffs					
Apr. 18	Buffalo	12	Philadelphia	17	9,795
Apr. 19	Rochester	14	Baltimore	15	3,427
Championship Game					
Apr. 26	Baltimore	12	Philadelphia	16	9,860
Apr. 28	Philadelphia	17	Baltimore	12	3,137

Year-By-Year Results

1997

<u>Date</u>	<u>Visitor</u>	<u>Score</u>	<u>Home</u>	<u>Score</u>	<u>Attendance</u>
Jan. 4	Boston	17	Baltimore	11	5,054
	Rochester	19	Buffalo	17	18,595
	Philadelphia	17	New York	14	6,585
Jan. 11	Philadelphia	12	Boston	11	6,110
	New York	14	Rochester	12	6,714
Jan. 18	Boston	13	Buffalo	15	16,380
	Rochester	12	New York	13	7,422
	Baltimore	11	Philadelphia	16	12,889
Jan. 24	Boston	11	Rochester	21	6,052
Jan. 25	Rochester	18	Baltimore	16	4,803
	Buffalo	15	Boston	16	5,463
	New York	9	Philadelphia	10 2OT	12,464
Feb. 7	Buffalo	22	Baltimore	15	5,009
Feb. 8	New York	14	Buffalo	16	17,348
	Baltimore	11	Boston	10 OT	6,545
	Rochester	17	Philadelphia	12	13,583
Feb. 14	Boston	11	Philadelphia	18	12,400
Feb. 15	Buffalo	16	Rochester	15	6,751
Feb. 21	Buffalo	16	New York	18	7,113
Feb. 22	Philadelphia	10	Baltimore	11	5,407
Mar. 1	New York	16	Baltimore	12	4,818
	Rochester	11	Boston	12 OT	6,125
	Baltimore	13	New York	15	7,276
Mar. 15	Philadelphia	16	Buffalo	8	18,595
Mar. 22	Buffalo	14	Philadelphia	13 OT	17,575
	New York	8	Boston	11	6,500
	Baltimore	11	Rochester	22	6,516
Mar. 29	Philadelphia	13	Rochester	9	6,819
	Boston	8	New York	13	7,942
	Baltimore	14	Buffalo	19	16,747

Playoffs

Apr. 5	<i>Buffalo</i>	19	<i>New York</i>	10	12,115
	<i>Rochester</i>	15	<i>Philadelphia</i>	13	9,372

Championship Game

Apr. 12	<i>Rochester</i>	15	<i>Buffalo</i>	12	18,055
---------	------------------	----	----------------	----	--------

Year-By-Year Results

1996

<u>Date</u>	<u>Visitor</u>	<u>Score</u>	<u>Home</u>	<u>Score</u>	<u>Attendance</u>
Dec. 30	Boston	11	Baltimore	15	5,122
Jan. 6	New York	11	Rochester	17	7,328
Jan. 12	Boston	17	Charlotte	4	3,695
	Buffalo	15	Philadelphia	12	13,024
Jan. 13	Charlotte	9	Boston	19	8,081
	Rochester	14	New York	15	7,437
	Philadelphia	17	Baltimore	12	5,989
Jan. 20	Baltimore	16	Buffalo	18	14,122
	Charlotte	10	Rochester	15	7,373
Jan. 27	New York	8	Philadelphia	23	14,122
	Baltimore	16	Charlotte	6	3,012
	Rochester	9	Boston	12	9,041
Feb. 2	Rochester	14	Philadelphia	17	13,014
Feb. 3	Boston	11	Buffalo	17	14,047
	Philadelphia	15	New York	6	9,381
Feb. 10	Charlotte	10	Baltimore	14	5,602
	New York	10	Boston	14	8,016
	Buffalo	14	Rochester	9	7,393
Feb. 16	New York	20	Charlotte	9	2,108
Feb. 17	Philadelphia	15	Rochester	18	7,394
	Baltimore	11	New York	18	7,059
Feb. 24	Boston	10	Philadelphia	12	16,818
	Charlotte	6	Buffalo	28	15,741
Mar. 2	Buffalo	25	Baltimore	17	4,549
	Boston	12	New York	11	7,518
	Philadelphia	14	Charlotte	8	2,813
Mar. 9	Buffalo	13	Boston	12	8,567
	Charlotte	11	Philadelphia	26	16,244
	Baltimore	17	Rochester	18	7,393
Mar. 16	Rochester	17	Buffalo	14	15,267
Mar. 22	Buffalo	16	New York	13	8,184
Mar. 23	Philadelphia	14	Buffalo	12	15,242
	Rochester	17	Charlotte	12	2,174
	Baltimore	13	Boston	28	8,087
Mar. 30	New York	12	Baltimore	13	3,672

Playoffs

<i>Apr. 6</i>	<i>Rochester</i>	<i>10</i>	<i>Buffalo</i>	<i>18</i>	<i>14,435</i>
	<i>Boston</i>	<i>8</i>	<i>Philadelphia</i>	<i>10</i>	<i>12,092</i>

Championship Game

<i>Apr. 12</i>	<i>Philadelphia</i>	<i>10</i>	<i>Buffalo</i>	<i>15</i>	<i>16,230</i>
----------------	---------------------	-----------	----------------	-----------	---------------

Year-By-Year Results

1995

<u>Date</u>	<u>Visitor</u>	<u>Score</u>	<u>Home</u>	<u>Score</u>	<u>Attendance</u>
Jan. 7	Boston	16	Baltimore	11	5,634
	Philadelphia	13	Buffalo	17	16,230
	New York	8	Rochester	12	7,379
Jan. 14	Buffalo	11	Boston	12 OT	5,966
	Philadelphia	11	New York	10	10,051
	Baltimore	13	Rochester	16	7,385
Jan. 20	Rochester	17	Philadelphia	18	16,305
Jan. 27	Baltimore	17	New York	15	8,287
Jan. 28	New York	7	Baltimore	9	5,434
	Rochester	9	Boston	11	7,127
	Buffalo	10	Philadelphia	17	16,515
Feb. 4	Boston	16	Buffalo	13	15,079
Feb. 11	Rochester	10	Baltimore	14	5,684
	Philadelphia	15	Boston	10	7,800
	Buffalo	16	New York	13	8,131
Feb. 17	New York	8	Philadelphia	11	16,623
Feb. 18	Boston	11	Rochester	8	7,388
Feb. 25	Rochester	13	Buffalo	8	16,230
	Philadelphia	15	Baltimore	10	7,260
Mar. 3	Boston	8	New York	12	9,296
Mar. 4	New York	12	Boston	9	9,428
	Baltimore	12	Buffalo	23	15,767
Mar. 5	Buffalo	11	Rochester	12	7,393
Mar. 11	Baltimore	12	Philadelphia	15	17,380

Playoffs

Mar. 25	Philadelphia	19	Buffalo	16	10,557
Mar. 26	Boston	8	Rochester	10	7,027

Championship Game

Apr. 8	Rochester	14	Philadelphia	15 OT	14,824
--------	-----------	----	--------------	-------	--------

Year-By-Year Results

1994

<u>Date</u>	<u>Visitor</u>	<u>Score</u>	<u>Home</u>	<u>Score</u>	<u>Attendance</u>
Jan. 8	Detroit	15	Baltimore	8	7,879
Jan. 21	Buffalo	17	Detroit	16	5,147
Jan. 22	Detroit	10	Boston	9	7,811
Jan. 23	New York	7	Philadelphia	20	13,196
	Baltimore	12	Buffalo	17	16,284
Jan. 29	Buffalo	18	New York	10	10,375
	Boston	17	Baltimore	11	5,395
Feb. 5	Philadelphia	11	Buffalo	15	16,284
	New York	8	Detroit	11	6,216
Feb. 12	New York	11	Boston	12 OT	7,649
Feb. 13	Baltimore	9	Philadelphia	25	13,483
Feb. 19	Boston	14	Buffalo	10	16,284
	Philadelphia	20	Baltimore	10	9,707
Feb. 26	Philadelphia	4	New York	13	9,039
Feb. 27	Boston	7	Detroit	12	4,457
Mar. 4	Boston	14	New York	7	7,530
Mar. 5	Baltimore	13	Detroit	14	4,112
Mar. 11	Detroit	6	Philadelphia	15	16,349
Mar. 12	New York	10	Baltimore	12	7,085
	Buffalo	14	Boston	10	9,125
Mar. 19	Buffalo	12	Philadelphia	16	17,380
Mar. 26	Philadelphia	16	Boston	10	8,105
	Detroit	10	Buffalo	18	16,284
	Baltimore	11	New York	15	7,529

Playoffs

<i>Apr. 9</i>	<i>Detroit</i>	<i>10</i>	<i>Buffalo</i>	<i>16</i>	<i>15,836</i>
<i>Apr. 10</i>	<i>New York</i>	<i>7</i>	<i>Philadelphia</i>	<i>17</i>	<i>10,794</i>

Championship Game

<i>Apr. 16</i>	<i>Philadelphia</i>	<i>26</i>	<i>Buffalo</i>	<i>15</i>	<i>16,284</i>
----------------	---------------------	-----------	----------------	-----------	---------------

Year-By-Year Results

1993

<u>Date</u>	<u>Visitor</u>	<u>Score</u>	<u>Home</u>	<u>Score</u>	<u>Attendance</u>
Jan. 9	Boston	17	Baltimore	18	8,134
	Buffalo	17	Pittsburgh	10	5,354
Jan. 15	Baltimore	14	Philadelphia	17	16,274
Jan. 16	Buffalo	18	Detroit	14	6,532
	Pittsburgh	10	New York	11 OT	12,301
Jan. 22	Philadelphia	12	Boston	9	8,186
Jan. 23	Baltimore	13	Buffalo	23	16,325
	Detroit	15	Philadelphia	22	16,068
Jan. 29	Baltimore	15	New York	18	10,326
Jan. 30	Philadelphia	23	Baltimore	19	11,408
	Buffalo	17	Boston	13	6,882
	Detroit	17	Pittsburgh	16	6,247
Feb. 6	Pittsburgh	13	Detroit	16	6,572
	New York	8	Philadelphia	13	16,731
	Boston	14	Buffalo	16	16,325
Feb. 13	New York	12	Pittsburgh	10	5,176
Feb. 20	Buffalo	19	Baltimore	18 OT	7,916
	Boston	9	Detroit	10	6,132
	Philadelphia	13	New York	10	13,796
Feb. 27	Baltimore	16	Pittsburgh	14	6,275
	Detroit	12	Boston	13 OT	9,026
	Philadelphia	12	Buffalo	13	16,325
Mar. 6	New York	11	Detroit	10	9,211
Mar. 12	Pittsburgh	16	Baltimore	9	8,114
	Boston	10	New York	11 OT	12,120
Mar. 20	Detroit	14	Buffalo	20	16,325
Mar. 21	New York	7	Boston	8	5,502
	Pittsburgh	8	Philadelphia	9 OT	16,182

Playoffs

Mar. 28	<i>Detroit</i>	<i>5</i>	<i>Boston</i>	<i>18</i>	<i>3,182</i>
	<i>Baltimore</i>	<i>9</i>	<i>New York</i>	<i>10</i>	<i>5,877</i>
Apr. 3	<i>Boston</i>	<i>10</i>	<i>Buffalo</i>	<i>12</i>	<i>16,325</i>
	<i>New York</i>	<i>9</i>	<i>Philadelphia</i>	<i>17</i>	<i>13,380</i>

Championship Game

Apr. 10	<i>Philadelphia</i>	<i>12</i>	<i>Buffalo</i>	<i>13</i>	<i>16,325</i>
---------	---------------------	-----------	----------------	-----------	---------------

Year-By-Year Results

1992

<u>Date</u>	<u>Visitor</u>	<u>Score</u>	<u>Home</u>	<u>Score</u>	<u>Attendance</u>
Dec. 27 (91)	Boston	14	Baltimore	21	7,671
Jan. 4	Baltimore	13	Detroit	20	8,258
	New York	21	Buffalo	17	9,052
Jan. 11	Boston	12	Philadelphia	11	15,176
Jan. 17	Pittsburgh	15	Detroit	25	7,248
Jan. 18	Buffalo	16	New York	19	11,297
Jan. 24	Philadelphia	9	Pittsburgh	14	6,803
Jan. 25	Pittsburgh	13	Boston	15	6,634
	Detroit	23	Buffalo	17	13,581
	New York	11	Baltimore	12	8,742
Jan. 31	Detroit	13	New York	8	13,466
Feb. 2	New York	16	Philadelphia	8	13,697
Feb. 8	Philadelphia	16	Detroit	15	8,246
	Baltimore	18	Boston	17	5,598
	Buffalo	23	Pittsburgh	13	6,844
Feb. 14	Baltimore	12	Philadelphia	16	13,814
Feb. 21	Pittsburgh	10	New York	12	10,178
Feb. 28	New York	12	Boston	15	6,970
	Philadelphia	11	Buffalo	20	16,325
Feb. 29	Boston	9	Pittsburgh	10 OT	8,497
	Detroit	22	Baltimore	13	11,063
Mar. 7	Pittsburgh	19	Philadelphia	15	16,753
	Buffalo	22	Detroit	9	9,673
Mar. 13	Baltimore	20	Buffalo	27	16,325
Mar. 14	Boston	10	New York	12	11,306
	Philadelphia	20	Baltimore	8	9,776
Mar. 21	Buffalo	19	Boston	9	8,233
	Detroit	13	Pittsburgh	3	9,557

Playoffs

<i>Mar. 27</i>	<i>Boston</i>	<i>16</i>	<i>Buffalo</i>	<i>22</i>	<i>15,603</i>
<i>Mar. 29</i>	<i>Baltimore</i>	<i>12</i>	<i>Philadelphia</i>	<i>14</i>	<i>10,185</i>
<i>Apr. 4</i>	<i>Buffalo</i>	<i>19</i>	<i>Detroit</i>	<i>16</i>	<i>4,136</i>
	<i>Philadelphia</i>	<i>8</i>	<i>New York</i>	<i>6</i>	<i>9,678</i>

Championship Game

<i>Apr. 11</i>	<i>Buffalo</i>	<i>11</i>	<i>Philadelphia</i>	<i>10 OT</i>	<i>13,187</i>
----------------	----------------	-----------	---------------------	--------------	---------------

Year-By-Year Results

1991

<u>Date</u>	<u>Visitor</u>	<u>Score</u>	<u>Home</u>	<u>Score</u>	<u>Attendance</u>
Dec. 29 (90)	Detroit	20	Baltimore	16	9,972
Jan. 5	Philadelphia	8	Detroit	18	6,847
	Baltimore	10	Pittsburgh	19	8,910
	New York	10	New England	11	6,314
Jan. 11	New England	10	Philadelphia	11	14,789
Jan. 19	New England	15	Baltimore	19	7,605
	Philadelphia	13	New York	19	9,081
	Pittsburgh	12	Detroit	26	7,122
Jan. 26	Detroit	23	Pittsburgh	18	8,391
	New York	8	Philadelphia	13	16,282
	Baltimore	21	New England	10	7,055
Feb. 1	Pittsburgh	16	New York	14	8,263
Feb. 2	New York	19	Detroit	13	8,639
Feb. 9	New York	14	Baltimore	15	8,109
Feb. 10	Detroit	14	Philadelphia	12	16,642
Feb. 15	Baltimore	14	New York	10	7,182
Feb. 16	New England	11	Pittsburgh	7	8,530
Feb. 22	Philadelphia	11	New England	13	7,095
Feb. 23	Baltimore	14	Detroit	22	8,367
Feb. 24	New England	8	New York	12	6,937
Feb. 28	Pittsburgh	9	Philadelphia	11	13,712
Mar. 2	Pittsburgh	12	Baltimore	14	8,727
	Detroit	15	New England	8	8,071
Mar. 8	Detroit	15	New York	17	12,134
Mar. 9	Philadelphia	15	Pittsburgh	7	8,589
Mar. 17	Baltimore	17	Philadelphia	14	16,289
	Pittsburgh	12	New England	11 OT	5,597
Mar. 23	New York	23	Pittsburgh	13	6,967
	Philadelphia	21	Baltimore	16	10,265
	New England	12	Detroit	18	8,294
Championship Game					
Apr. 6	Detroit	14	Baltimore	12	10,814

Year-By-Year Results

1990

<u>Date</u>	<u>Visitor</u>	<u>Score</u>	<u>Home</u>	<u>Score</u>	<u>Attendance</u>
Jan. 5	New England	11	Pittsburgh	14	9,213
Jan. 12	Philadelphia	9	New York	4	10,126
Jan. 13	Detroit	13	Baltimore	14 OT	9,812
	New York	10	New England	9 OT	8,122
	Pittsburgh	8	Philadelphia	11	16,101
Jan. 20	Pittsburgh	11	Detroit	12	12,237
Jan. 21	New York	8	Baltimore	11	7,323
Feb. 3	Baltimore	15	Pittsburgh	13	11,998
	New England	11	New York	9	8,472
Feb. 10	Pittsburgh	10	New England	12	9,242
Feb. 11	Detroit	19	Philadelphia	21	15,204
Feb. 17	Philadelphia	13	Baltimore	12 OT	10,904
	New England	12	Detroit	11 OT	12,458
	Pittsburgh	13	New York	9	7,122
Feb. 23	Detroit	9	New England	13	7,313
Mar. 3	New York	13	Detroit	9	10,096
	Philadelphia	9	Pittsburgh	8 OT	12,121
	New England	13	Baltimore	6	10,184
Mar. 11	Baltimore	9	Philadelphia	10	16,711
Mar. 16	Philadelphia	11	New England	14	10,551
Mar. 17	Baltimore	11	New York	16	7,102
	Detroit	7	Pittsburgh	9	10,027
Mar. 24	Baltimore	18	Detroit	9	12,848
	New York	8	Philadelphia	5	17,177

Playoffs

Apr. 7 New York 8 Philadelphia 9 13,552

Championship Game

Apr. 13 Philadelphia 17 New England 7 11,479

Year-By-Year Results

1989

<u>Date</u>	<u>Visitor</u>	<u>Score</u>	<u>Home</u>	<u>Score</u>	<u>Attendance</u>
Jan. 7	Washington	9	Detroit	11	12,171
Jan. 14	New England	8	Philadelphia	19	16,269
Jan. 15	Baltimore	14	Washington	12	10,210
Jan. 20	Baltimore	10	New York	9	8,662
Jan. 21	Philadelphia	14	Baltimore	13	6,479
	Detroit	15	New England	9	10,101
Jan. 28	Washington	16	Baltimore	14	6,668
	Philadelphia	16	New York	20	9,324
Jan. 29	New England	7	Detroit	14	12,320
Feb. 4	New York	12	Baltimore	11 OT	5,949
Feb. 12	Baltimore	9	Philadelphia	14	12,220
	New York	15	Washington	9	8,875
Feb. 17	Washington	10	New York	13	8,322
Feb. 18	New England	9	Baltimore	19	5,704
	Detroit	10	Philadelphia	15	13,932
Feb. 24	Philadelphia	16	New England	11	8,107
Feb. 25	New York	13	Detroit	9	14,031
Mar. 4	New England	10	Washington	7	5,863
	Philadelphia	11	Detroit	16	10,637
Mar. 10	Washington	9	Philadelphia	13	16,413
Mar. 11	Baltimore	13	New England	10	7,243
Mar. 12	Detroit	16	New York	11	8,125
Mar. 19	New York	11	New England	16	6,702
	Detroit	12	Washington	8	6,347

Playoffs

Apr. 1 New York 9 Detroit 8 OT 8,319

Championship Game

Apr. 7 New York 10 Philadelphia 11 16,042

Year-By-Year Results

1988

<u>Date</u>	<u>Visitor</u>	<u>Score</u>	<u>Home</u>	<u>Score</u>	<u>Attendance</u>
Jan. 3	Baltimore	10	New Jersey	16	7,130
Jan. 9	Philadelphia	13	Washington	14 OT	6,624
	New Jersey	18	Baltimore	14	7,683
Jan. 16	Washington	11	Philadelphia	10	13,814
Jan. 24	Washington	15	Baltimore	17	6,741
Jan. 26	Washington	15	New Jersey	25	5,872
Jan. 30	New Jersey	16	Washington	17 OT	9,227
	Baltimore	7	Philadelphia	12	16,028
Feb. 6	Baltimore	12	Washington	15	6,720
	New Jersey	10	Philadelphia	7	9,064
Feb. 13	New Jersey	15	Baltimore	16	4,692
Feb. 14	Philadelphia	12	Washington	13 OT	6,683
Feb. 20	Baltimore	13	Philadelphia	14	10,004
Feb. 21	Philadelphia	12	New Jersey	13 OT	6,427
Feb. 27	Philadelphia	17	Baltimore	9	5,006
Feb. 28	Washington	21	New Jersey	12	4,937

Playoffs

Mar. 6 Philadelphia 10 New Jersey 12 4,118

Championship Game

Mar. 20 New Jersey 17 Washington 16 8,215

1987

<u>Date</u>	<u>Visitor</u>	<u>Score</u>	<u>Home</u>	<u>Score</u>	<u>Attendance</u>
Jan. 10	Philadelphia	8	New Jersey	11	5,976
	Baltimore	13	Washington	16	9,216
Jan. 18	Washington	17	New Jersey	20	3,200
Jan. 24	Philadelphia	19	Baltimore	20	6,593
Jan. 31	New Jersey	11	Philadelphia	17	14,189
Feb. 1	New Jersey	19	Washington	12	7,600
Feb. 7	Baltimore	11	New Jersey	14	9,000
Feb. 14	Washington	12	Philadelphia	15	10,088
Feb. 15	New Jersey	13	Baltimore	10	7,512
Feb. 22	Baltimore	14	Philadelphia	8	11,583
Feb. 25	Philadelphia	19	Washington	14	8,100
Feb. 26	Washington	12	Baltimore	11	6,107

Playoffs

Mar. 7 Baltimore 14 New Jersey 9 9,015

Mar. 8 Washington 20 Philadelphia 15 8,027

Championship Game

Mar. 21 Baltimore 11 Washington 10 7,019

2007 Entry Draft

FIRST ROUND

<u>No.</u>	<u>Overall</u>	<u>Team</u>	<u>Player</u>	<u>Club/College</u>
1.	(1)	New York	Jordan Hall	University of Delaware
2.	(2)	Philadelphia	Merrick Thomson	University of Albany
3.	(3)	Boston	Craig Point	Onondoga CC
4.	(4)	Calgary	Dane Dobbie	Burnaby, BC
5.	(5)	San Jose	Frank Resetarits	University of Albany
6.	(6)	Portland	Tyler Codron	Port Coquitlam, BC
7.	(7)	San Jose	Tom Johnson	Bellarmino University
8.	(8)	Rochester	Matt MacLeod	Orangeville, ON
9.	(9)	Minnesota	Justin Norbraten	Bellarmino University
10.	(10)	Calgary	Peter McFetridge	Burnaby, BC
11.	(11)	Boston	Matt Lyons	Orangeville, ON
12.	(12)	Chicago	Kevin Ross	Canisius College
13.	(13)	New York	Mitch Belisle	Cornell University
14.	(14)	Rochester	Andrew Potter	St. Catharines, ON

SECOND ROUND

<u>No.</u>	<u>Overall</u>	<u>Team</u>	<u>Player</u>	<u>Club/College</u>
1.	(15)	Edmonton	Steve Hutchins	Whitby, ON
2.	(16)	Portland	Cory Conway	Stony Brook University
3.	(17)	New York	Rory Smith	Brampton, ON
4.	(18)	Minnesota	Brandon Swamp	SUNY Potsdam
5.	(19)	Chicago	Cory Stringer	Hamilton, ON
6.	(20)	Boston	Keegan Davidson	Notre Dame de Namur
7.	(21)	Toronto	Mark Scherman	Notre Dame de Namur
8.	(22)	Calgary	Jamie Lincoln	Burnaby, BC
9.	(23)	Minnesota	Marc Jackson	Whitby, ON
10.	(24)	Portland	Peter Jacobs	Akwesasne, ON
11.	(25)	Philadelphia	David Mitchell	Cornell University
12.	(26)	Colorado	Nathan Sanderson	Rutgers University
13.	(27)	Minnesota	Chris Courtney	Six Nations, ON
14.	(28)	Boston	Curtis Ptolemy	Burnaby, BC

THIRD ROUND

<u>No.</u>	<u>Overall</u>	<u>Team</u>	<u>Player</u>	<u>Club/College</u>
1.	(29)	New York	Rob Smith	University of Delaware
2.	(30)	Colorado	Dylan Llord	St. Catharines, ON
3.	(31)	San Jose	Steve Panarelli	Syracuse
4.	(32)	Boston	Alex Smith	University of Delaware
5.	(33)	Chicago	Jake Byrne	Johns Hopkins University
6.	(34)	Edmonton	John Lintz	Coquitlam, BC
7.	(35)	Toronto	Matt Baker	Orangeville, ON
8.	(36)	New York	Jamison Koesterer	Johns Hopkins University
9.	(37)	Philadelphia	Drew Westervelt	UMBC
10.	(38)	Calgary	Scott DeFransesco	Mississauga, ON
11.	(39)	Buffalo	Chris Lalonde	Wallaceburg, ON
12.	(40)	Colorado	Matt Wilson	Coquitlam, BC
13.	(41)	Philadelphia	Jim Borell	University of Maryland
14.	(42)	Arizona	Bryan Safarik	Wingate University

2007 Entry Draft

FOURTH ROUND

<u>No.</u>	<u>Overall</u>	<u>Team</u>	<u>Player</u>	<u>Club/College</u>
1.	(43)	Boston	Greg Downing	Fairfield University
2.	(44)	Portland	Joel Weber	Whitby, ON
3.	(45)	Edmonton	Steve Conrad	Clarington, ON
4.	(46)	San Jose	Tyler Richards	Coquitlam
5.	(47)	Chicago	Matt Dasinger	Salisbury
6.	(48)	Edmonton	Dan Hartzell	St. Andrews College
7.	(49)	Toronto	Tyler Worden	Whitby, ON
8.	(50)	New York	Ricky Smith	University of Virginia
9.	(51)	Minnesota	Angus Goodleaf	Burnaby, BC
10.	(52)	Calgary	John McClure	Brampton, ON
11.	(53)	Arizona	Jamie Pilon	Brampton, ON
12.	(54)	Colorado	Andrew Spack	Loyola College
13.	(54)	Toronto	Wes McDonald	Hobart College
14.	(56)	Arizona	Alan Downey	Mercyhurst College

FIFTH ROUND

<u>No.</u>	<u>Overall</u>	<u>Team</u>	<u>Player</u>	<u>Club/College</u>
1.	(57)	Boston	Ryan Zordani	University of Denver
2.	(58)	Portland	Jason Mainer	Orillia, ON
3.	(59)	New York	Mike Haas	Villanova University
4.	(60)	Minnesota	Brad Favero	Canisius College
5.	(61)	Chicago	Ben Van Every	Six Nations, ON
6.	(62)	Edmonton	Calvin Craig	Coquitlam, BC
7.	(63)	Toronto	Wes McFarlane	Roanoke College
8.	(64)	San Jose	Trevor Scott	Victoria, BC
9.	(65)	Buffalo	Jon Mason	Roanoke College
10.	(66)	Calgary	Geoff Rainsford	Calgary, AB
11.	(67)	Buffalo	Brent Wiotowicz	Hamilton, ON
12.	(68)	New York	Dan Bauers	Loyola College
13.	(69)	Arizona	Scott Janssen	Mercyhurst College
14.	(70)	Rochester	Lucas Miller	Six Nations, ON

2007 Entry Draft

SIXTH ROUND

<u>No.</u>	<u>Overall</u>	<u>Team</u>	<u>Player</u>	<u>Club/College</u>
1.	(71)	Boston	Colin Hulme	Colgate University
2.	(72)	Portland	Brodie Barfoot	Orillia, ON
3.	(73)	San Jose	Ray Megill	University of Maryland
4.	(74)	Philadelphia	Adam Crystal	Drexel University
5.	(75)	Chicago	Mack O'Brien	Peterborough, ON
6.	(76)	Edmonton	Jordan Coffey	Brampton, ON
7.	(77)	Philadelphia	Brian Hubschmann	Notre Dame
8.	(78)	San Jose	Andrew Recchione	University of Massachusetts
9.	(79)	Minnesota	Mike Paul	New Westminster, BC
10.	(80)	Calgary	Kyle Morwick	Victoria, BC
11.	(81)	Arizona	David Gerbarg	Whittier College
12.	(82)	Colorado	Ryan Clark	Nanaimo, BC
13.	(83)	Rochester	Chad Amidon	Nazareth College
14.	(84)	Rochester	Cody Richardson	Orangeville, ON

First Round Draft History

2006 FIRST ROUND

<u>No.</u>	<u>Team</u>	<u>Player</u>	<u>From</u>
1.	San Jose Stealth	Ryan Benesch	Kitchener, ON
2.	San Jose Stealth	Kyle Sorensen	Bellarmine University
3.	Buffalo Bandits	Brett Bucktooth	Syracuse University
4.	Philadelphia Wings	Geoff Snider	University of Denver
5.	PhiladelphiaWings	Ian Llord	St. Catharines, ON
6.	Arizona Sting	Mike Grimes	Peterborough, ON
7.	San Jose Stealth	Paul Dawson	Brampton, ON
8.	Philadelphia Wings	Athan Ianucci	Hofstra University
9.	Calgary Roughnecks	Kyle Wailes	Brown University
10.	Rochester Knighthawks	Jack Reid	UMass
11.	New York Titans	Brendan Mundorf	UMBC
12.	Chicago Shamrox	Josh Wasson	University of Hartford
13.	Colorado Mammoth	Gary Bining	Ohio State University

2005 FIRST ROUND

<u>No.</u>	<u>Team</u>	<u>Player</u>	<u>From</u>
1	Portland LumberJax	Brodie Merrill	Georgetown University
2	Rochester Knighthawks	Shawn Evans	Bellarmine University
3	Philadelphia Wings	Sean Greenhalgh	Cornell University
4	Philadelphia Wings	Luke Wiles	University of Delaware
5	Arizona Sting	Matt Brown	University of Denver
6	San Jose Stealth	Matt Vinc	Canisius College
7	Colorado Mammoth	Dan Carey	Canisius College
8	San Jose Stealth	Jeff Zywicki	UMass
9	Philadelphia Wings	Chad Thompson	Orillia, ON
10	Buffalo Bandits	Jeff Shattler	Brampton, ON
11	San Jose Stealth	Ed Brown	Middlebury College

2004 FIRST ROUND

<u>No.</u>	<u>Team</u>	<u>Player</u>	<u>From</u>
1	Buffalo Bandits	Delby Powless	Rutgers University
2	Vancouver Ravens	Rory Graves	Hartford University
3	San Jose Stealth	Ryan Boyle	Princeton University
4	Arizona Sting	Darren Halls	Orangeville, ON
5	Philadelphia Wings	Rob Van Beek	Port Coquitlam, BC
6	Minnesota Swarm	Ryder Bateman	Victoria, BC
7	Vancouver Ravens	Chris McKay	Victoria, BC
8	Rochester Knighthawks	Mike Morrison	Brooklin, ON
9	Calgary Roughnecks	Matt Morehouse	Surrey, BC

First Round Draft History

2003 NLL FIRST ROUND

<u>No.</u>	<u>Team</u>	<u>Player</u>	<u>From</u>
1	Vancouver Ravens	Mark Miyashita	Canisus College
2	Calgary Roughnecks	Taylor Wray	Duke University
3	Philadelphia Wings	Ryan Ward	Butler University
4	Vancouver Ravens	Craig Conn	St. Catherines, ON
5	Rochester Knighthawks	Scott Evans	Peterborough, ON
6	Buffalo Bandits	A.J. Shannon	University of Virginia
7	San Jose Stealth	Scott Ranger	Victoria, BC
8	Toronto Rock	Josh Bergey	Salisbury College
9	Philadelphia Wings	Tom Hajek	Victoria, BC
10	San Jose Stealth	Kelly Hall	Whittier College
11	Arizona Sting	Kyle Nuefield	St. Catherines, ON
12	Vancouver Ravens	Kevin Olson	Burnaby, BC

2002 NLL FIRST ROUND

<u>No.</u>	<u>Team</u>	<u>Player</u>	<u>From</u>
1	Toronto Rock	Patrick Merrill	Merychurst College
2	Columbus Landsharks	Jon Harasym	UMBC
3	Buffalo Bandits	Bill Dee Smith	St. Catherines, ON
4	Columbus Landsharks	Travis Gillespie	Limestone College
5	New York Saings	Nick Carlson	Limestone College
6	Ottawa Rebel	Peter Veltman	Orangeville, ON
7	Columbus Landsharks	Rory Graves	St. Catherines, ON
8	Albany Attack	Josh Coffman	Syracuse University
9	New York Saints	Chad Culp	Orangeville, ON
10	Toronto Rock	Brian Croswell	Peterborough, ON
11	Rochester Knighthawks	Peter Benedict	Onondaga
12	Columbus Landsharks	Steve Dusseau	Georgetown University
13	Toronto Rock	John McLellan	Toronto, ON

2001 NLL FIRST ROUND

<u>No.</u>	<u>NLL Team</u>	<u>Player</u>	<u>From</u>
1	New York Saints	Gavin Prout	Loyola College
2	Calgary Roughnecks	Blaine Manning	Radford University
3	New Jersey Storm	Scott Stewart	Drexel University
4	Columbus Landsharks	Derek Suddons	University of Hartford
5	Columbus Landsharks	Ryan Cousins	Toronto, ON
6	Columbus Landsharks	Spencer Martin	Coquitlam, BC
7	Albany Attack	Brian Kazarian	Orangeville, ON
8	Vancouver Ravens	Geoff Snider	Burnaby, BC
9	Columbus Landsharks	Bill Greer	Whitby, ON
10	Vancouver Ravens	Kevin Hanson	Burnaby, BC
11	Rochester Knighthawks	Ted Jenner	Mercyhurst University
12	Toronto Rock	Sandy Chapman	Brampton, ON
13	Ottawa Rebel	Andrew Guindon	Burnaby, BC

First Round Draft History

2000 NLL FIRST ROUND

<u>No.</u>	<u>NLL Team</u>	<u>Player</u>	<u>From</u>
1	Columbus Landsharks	Tracey Kelusky	Hartford University
2	Buffalo Bandits	Ryan Powell	Syracuse University
3	New York Saints	Ben Prepchuk	Burnaby, BC
4	Philadelphia Wings	Jeff Ratcliff	UMBC
5	Columbus Landsharks	Marshall Abrams	Syracuse University
6	Ottawa Rebel	Jake Lawson	Maple Ridge, BC
7	New York Saints	A. J. Haugen	John Hopkins
8	Rochester Knighthawks	Lindsay Plunkett	Burnaby, ON
9	Toronto Rock	Jamie Taylor	Burlington, ON

1999 NLL FIRST ROUND

<u>No.</u>	<u>NLL Team</u>	<u>Player</u>	<u>From</u>
1	Rochester Knighthawks	John Grant, Jr.	University of Delaware
2	New York Saints	Gee Nash	Whitby, ON
3	New York Saints	Mark Frye	Loyola College
4	Toronto Rock	John Olson	Burnaby, BC
5	Philadelphia Wings	Greg McCavera	Georgetown University
6	Albany Attack	Scott Stewart	Burlington, ON
7	Philadelphia Wings	Gewas Schindler	Loyola College
8	Toronto Rock	Kevin Langdale	RIT
9	Rochester Knighthawks	Ben Hunt	RIT

1998 NLL FIRST ROUND

<u>No.</u>	<u>NLL Team</u>	<u>Player</u>	<u>From</u>
1	Rochester Knighthawks	Casey Powell	Syracuse University
2	Toronto Rock	Kaleb Toth	Burnaby, BC
3	Toronto Rock	Rory Graham	Burnaby, BC
4	Baltimore Thunder	Chris Sanderson	University of Virginia
5	Rochester Knighthawks	Brad MacArthur	Brooklin, ON
6	Philadelphia Wings	Jamie Hanford	Loyola College
7	Buffalo Bandits	Matt Disher	New Westminster, BC

1997 NLL FIRST ROUND

<u>No.</u>	<u>NLL Team</u>	<u>Player</u>	<u>From</u>
1	Baltimore Thunder	Matt Shearer	Loyola College
2	Boston Blazers	Brendan Glass	UMass
3	Ontario Raiders	Ken Millin	Six Nations, ON
4	Syracuse Smash	Jim Rankin	Orangeville, ON
5	New York Saints	Tom Wreggitt	Peterborough, ON
6	Philadelphia Wings	Rusty Kruger	Orangeville, ON
7	Buffalo Bandits	Casey Zaph	Peterborough, ON
8	Buffalo Bandits	Marty O'Brien	Whitby, ON

First Round Draft History

1996 MILL FIRST ROUND

<u>No.</u>	<u>NLL Team</u>	<u>Player</u>	<u>From</u>
1	New York Saints	Tim Langton	Towson State
2	Baltimore Thunder	Brian Dougherty	University of Maryland
3	Rochester Knighthawks	Cory Bomberry	Six Nations
4	Boston Blazers	Chris Panos	Hofstra University
5	Philadelphia Wings	Greg Traynor	University of Virginia
6	Buffalo Bandits	Mike Murray	Orangeville, ON

1995 MILL FIRST ROUND

<u>No.</u>	<u>NLL Team</u>	<u>Player</u>	<u>From</u>
1	New York Saints	Brian Piccola	Johns Hopkins
2	Philadelphia Wings	Matt Dwan	Loyola College
3	Buffalo Bandits	Jason Luke	St. Catharines, ON
4	Boston Blazers	Keith Flanigan	Springfield College
5	Rochester Knighthawks	Derek Collins	Scarborough, ON
6	Philadelphia Wings	Peter Jacobs	Johns Hopkins

1994 MILL FIRST ROUND

<u>No.</u>	<u>NLL Team</u>	<u>Player</u>	<u>From</u>
1	Rochester Knighthawks	Cam Bomberry	Nazareth College
2	Philadelphia Wings	Ryan Wade	North Carolina
3	Boston Blazers	Robert Felt	Springfield College
4	New York Saints	Kevin Lowe	Princeton University
5	Buffalo Bandits	Rodd Squire	Six Nations
6	Philadelphia Wings	Scott Reinhardt	Princeton University

1993 MILL FIRST ROUND

<u>No.</u>	<u>NLL Team</u>	<u>Player</u>	<u>From</u>
1	Philadelphia Wings	John Webster	North Carolina
2	Boston Blazers	Andy Towers	Brown University
3	Detroit Turbos	Greg Van Sickle	N/A
4	New York Saints	Mark Millon	UMass
5	Philadelphia Wings	David Morrow	Princeton University
6	Buffalo Bandits	Gil Nieuwendyk	N/A

1992 MILL FIRST ROUND

<u>No.</u>	<u>NLL Team</u>	<u>Player</u>	<u>From</u>
1	Pittsburgh Bulls	Jim Buczek	North Carolina
2	Boston Blazers	Dave Donovan	Duke University
3	Baltimore Thunder	Jim Blanding	Loyola College
4	New York Saints	Steve Huff	North Carolina
5	Detroit Turbos	Bill Callan	N/A
6	Buffalo Bandits	Tom Marechek	Syracuse University

First Round Draft History

1991 MILL FIRST ROUND

<u>No.</u>	<u>NLL Team</u>	<u>Player</u>	<u>From</u>
1	Buffalo Bandits	Darris Kilgour	Nazareth College
2	Boston Blazers	Neil Ringers	Ohio Wesleyan
3	Pittsburgh Bulls	Phil Willard	University of Maryland
4	Philadelphia Wings	Rob Shek	Towson State
5	New York Saints	Andy Kraus	University of Virginia
6	Baltimore Thunder	Tony Millon	Towson State
7	Detroit Turbos	John Hamilton	University of Victoria

1990 MILL FIRST ROUND

<u>No.</u>	<u>NLL Team</u>	<u>Player</u>	<u>From</u>
1	Detroit Turbos	Gary Gait	Syracuse University
2	Pittsburgh Bulls	Tim Hormes	Washington
3	Baltimore Thunder	Brian Kroneberger	Loyola College
4	New York Saints	John Reese	Yale University
5	New England Blazers	Tim Soudan	UMass
6	Detroit Turbos	Paul Gait	Syracuse University

1989 MILL FIRST ROUND

<u>No.</u>	<u>NLL Team</u>	<u>Player</u>	<u>From</u>
1	Pittsburgh Bulls	Brendan Kelly	Johns Hopkins
2	New England Blazers	Toby Boucher	Ohio Wesleyan
3	Baltimore Thunder	Bart Aldridge	University of Delaware
4	Detroit Turbos	Mack Tummillo	North Carolina
5	New York Saints	Gordon Purdie	Adelphi
6	Philadelphia Wings	Chris Flynn	Univ. Pennsylvania

1988 MILL FIRST ROUND

<u>No.</u>	<u>NLL Team</u>	<u>Player</u>	<u>From</u>
1	New England Blazers	David Desko	Syracuse University
2	Detroit Turbos	Ron Martinello	Syracuse University
3	Baltimore Thunder	Tom McClelland	Loyola College
4	Philadelphia Wings	Andy Wilson	Loyola College
6	New York Saints	Tim Goldstein	Cornell

Pro Indoor Lacrosse Timeline

–1986–

3-13-86: Chris Fritz and Russ Cline incorporate the Eagle Pro Box Lacrosse League. Fritz is named President and Cline Executive Vice President. The League was to play in 1987 with four teams: Washington Wave at the Capital Centre; Baltimore Thunder at the Baltimore Arena; Philadelphia Wings at the Spectrum; and the New Jersey Saints at the Meadowlands Arena.

–1987–

1-9-87: The League makes final preparations to begin its first season with each of the four teams playing a six-game schedule, with three games at home and three on the road.

1-10-87: The first game in the League features Philadelphia at New Jersey in which the Saints defeat the Wings by the score of 11-8 before a crowd of 5,976 fans.

1-31-87: The Philadelphia Wings defeat the New Jersey Saints 17-11 at the Spectrum before a crowd of 14,903, the largest of 1987.

2-26-87: The Baltimore Thunder defeat the New Jersey Saints 14-9 in first round playoff action before a crowd of 8,586 at the Meadowlands. The Thunder advances to the championship game.

3-8-87: The Washington Wave advances to the championship game by defeating the Philadelphia Wings, 20-15.

3-21-87: The Baltimore Thunder, coached by Bob Griebe, defeat the Washington Wave by a score of 11-10 to capture the first League Championship. A crowd of 7,019 was on hand at the Capital Centre.

3-22-87: The League announces a total of 124,536 fans attend Eagle Pro Box Lacrosse League games in its first year.

5-13-87: The League announces that Darrell Russell has been named Commissioner of the League.

–1988–

1-2-88: The League begins its second year with each of the four teams playing an eight-game schedule.

1-3-88: The New Jersey Saints and the defending champion Baltimore Thunder open the season in New Jersey. The Saints downed the defending champs 16-10 in front of 7,130 fans at the Meadowlands.

3-6-88: The New Jersey Saints eliminate the Philadelphia Wings from the playoffs with a 12-10 victory in front of a crowd of 4,118.

3-20-88: The New Jersey Saints become the second League champions by defeating the Washington Wave, 17-16 before 8,125 fans at the Capital Centre. For the Wave, it was the second time in as many years they reached the championship game, only to come away on the short end of a one-goal game.

5-15-88: The league becomes known as the Major Indoor Lacrosse League (MILL).

Pro Indoor Lacrosse Timeline

10-18-88: The League announces that it will award expansion teams to Detroit and Boston. The teams will begin play in the 1989 season. The Detroit team will be named the Turbos and play in the Joe Louis Arena. Their team colors will be purple, silver and black. The Boston entry will be called the New England Blazers and play their home games at the Worcester Centrum. The Blazers will have green, orange, and white as their team colors.

10-27-88: The League announces that the Saints will relocate to the Nassau Coliseum on Long Island beginning in the 1989 season. The team name will be changed to the New York Saints to reflect their new home.

—1989—

1-6-89: The League prepares to open its third season with six teams – Baltimore Thunder, Detroit Turbos, New England Blazers, New York Saints, Philadelphia Wings and Washington Wave. Each of the six teams will play an eight-game schedule, with four home games and four road games.

1-7-89: In its first ever regular season game, 12,171 Detroit fans watch the expansion Turbos defeat the Washington Wave, 11-9, in the 1989 League opener.

2-4-89: The New York Saints defeat the Baltimore Thunder, 12-11, in the lone overtime game of the 1989 season.

3-19-89: Regular season attendance figures for the League total 230,724 for 24 regular season games, an average of 9,614 per game.

4-1-89: The New York Saints knock the Detroit Turbos out of the playoffs with a 9-8 win.

4-7-89: The Philadelphia Wings became the third different team to capture the League Championship. In front of a record post-season crowd of 16,042 Philadelphia fans at the Spectrum, the Wings defeat the New York Saints, 11-10, to win the title.

4-8-89: The League announces its attendance figures for the 1989 regular and post-season games. Attendance reached 255,088 in 1989, an average of 9,811 per game.

6-14-89: The League announces a new expansion Pittsburgh Bulls. The Bulls will call the Civic Arena home and sport the traditional Pittsburgh colors of black and gold.

—1990—

1-4-90: The League prepares to open its fourth season with six teams - Baltimore Thunder, Detroit Turbos, New England Blazers, New York Saints, Philadelphia Wings and Pittsburgh Bulls. Each of the six teams will once again play an eight-game schedule featuring four home and away games.

1-5-90: In its first ever-regular season game, 9,213 Pittsburgh fans watch the expansion Bulls defeat the New England Blazers, 14-11, in the League's regular season opener.

Pro Indoor Lacrosse Timeline

- 2-17-90:** A crowd of 10,904 witnessed the first regular season double overtime game in League history, as the Philadelphia Wings edge the Baltimore Thunder 13-12.
- 3-24-90:** The New York Saints defeat the Philadelphia Wings, 8-5, before the first sellout and largest crowd in League history - 17,177 at the Spectrum in Philadelphia. The Saints victory forces a rematch the next week in the playoffs.
- 3-25-90:** The League announces that the 1990 regular season attendance figures reached 262,554.
- 3-26-90:** The League announces its first All-Pro teams. First team honors go to Rick Sowell of the Baltimore Thunder, Brad Kotz and John Tucker of the Philadelphia Wings, Brian Nikula of the Pittsburgh Bulls, Jay Fay of the New England Blazers and Ted Sawicki of the Detroit Turbos. Second team honors go to Toby Boucher and Dan O'Neill of the New England Blazers, Tim Welsh of the Baltimore Thunder, Don Borges of the New York Saints, Dave Pietramala of the Pittsburgh Bulls and Ron Martinello of the Detroit Turbos.
- 4-7-90:** The Philadelphia Wings become the first team to win two League Championship Games, as they defeat the New England Blazers 17-7, in front of 11,479 fans at the Spectrum.
- 4-14-90:** The League announces that attendance for the 26 games were 287,585, an average of 11,060 per game.
- 5-27-90:** The League announces that identical twins Paul and Gary Gait, who earned three-time All-American status at Syracuse University, were drafted and signed to play with the Detroit Turbos. The Gaits were the leaders on the Syracuse NCAA Championship teams of 1988, 1989, and 1990.
- 12-4-90:** The League prepares to open season number five with the same six teams. However, this season the schedule is increased from eight games to ten, with each team playing five games at home and on the road.
- 12-29-90:** In the first game of the regular season, the debut of Detroit rookie twin brothers Paul and Gary Gait was successful, as they paced the Turbos to a 20-16 victory over the Baltimore Thunder.
- 1991—
- 2-8-91:** Rick Nichols is appointed as Vice President and General Manager of the League.
- 2-10-91:** The Detroit Turbos outpace the Philadelphia Wings, 14-12, at the Spectrum before 16,642 fans, the largest crowd of the season.
- 3-17-91:** The Pittsburgh Bulls defeat the New England Blazers, 12-11, in the Centrum. A crowd of 5,597 witnesses the only overtime game of the season.
- 3-27-91:** 1991 was a record-breaking year, especially in Detroit. Rookies Paul and Gary Gait, set new standards in most offensive categories. Paul scored a record 47 goals, while Gary was second in the league with 32. Gary established new records with 36 assists and 68 points. As a team, the Turbos set records for goals scored with 184, assists with 227 and total points with 411.

Pro Indoor Lacrosse Timeline

4-6-91: The Detroit Turbos defeat the Baltimore Thunder, 14-12, to claim the League's fifth title and the Turbos first. The World Championship Game was attended by 10,814 at the Baltimore Arena. The 1991 All-Pro teams were also announced. First-team honors went to Paul Gait, Gary Gait and Ted Sawicki of the champion Turbos, Rick Sowell of the Baltimore Thunder, and John Tucker and John Conley of the Philadelphia Wings. Second-team honors went to Butch Marino and Brian Nikula of the Pittsburgh Bulls, Jeff Jackson of the Baltimore Thunder, Mike Cummings and Sal LoCascio of the New York Saints, and John Nostrant of the Philadelphia Wings.

4-15-91: The League announces that Tom Wright of Detroit is named General Manager of the Year and John Stewart of Baltimore is Coach of the Year. Gary Gait is named Rookie of the Year and Roy Condon is named Game Official of the Year.

4-20-91: The National Division All-Stars defeat the American Division All-Stars, 25-20, in the inaugural League All-Star Game. A crowd of 7,658 witnesses the All-Star gala at the Spectrum in Philadelphia.

4-21-91: Final League attendance numbers for the 1991 season reach 287,654.

10-1-91: The League announces that Buffalo has been named as an expansion team for League play in the 1992 season. The team will be named the Bandits, wear the colors black, orange, and white and will play in Memorial Auditorium. The League will promote the team in conjunction with the Buffalo Sabres.

10-10-91: The Bandits name Bob "Buff" McCready as head coach, Johnny Mouradian as General Manager, and Peter Crawford as assistant coach.

10-15-91: The League announces the New England Blazers will move their home games to the historic Boston Garden, and will be known as the Boston Blazers.

12-27-91: The League opens season number six with the largest lineup of teams ever, seven. Each of the seven teams will play an eight game schedule, with four home games and four road games. The regular season begins with a 21-14 drubbing of the Boston Blazers by the Baltimore Thunder in front of 7,641 fans at Baltimore Arena.

—1992—

1-4-92: The expansion Buffalo Bandits lose to the New York Saints, 21-17, in their debut with 9,052 in attendance at the Memorial Auditorium in Buffalo.

1-29-92: In the season's only overtime game, the Pittsburgh Bulls defeat the Boston Blazers in front of 8,497 at the Civic Arena.

2-28-92: The Buffalo Bandits defeat the Philadelphia Wings, 20-11, in their first ever sellout of 16,325 in Memorial Auditorium. It marks the second sellout in League history.

3-13-92: The Buffalo Bandits defeat the Baltimore Thunder in front of their second sellout crowd of the season at the Memorial Auditorium, 16,325. It marks the first time a team has sold out two games in the same season.

Pro Indoor Lacrosse Timeline

3-26-92: The 1992 League All-Pro honors are announced. First-team honors went to Rick Sowell of the Baltimore Thunder, Paul Gait and Gary Gait of the Detroit Turbos, John Tucker of the Philadelphia Wings, Dave Pietramala of the Pittsburgh Bulls and Sal LoCascio of the New York Saints. Second-team honors were awarded to Jeff Jackson of the Baltimore Thunder, Derek Keenan, Darris Kilgour and Jim Veltman of the Buffalo Bandits, and John Nostrant and Dallas Eliuk of the Philadelphia Wings.

3-27-92: The Buffalo Bandits defeat the Boston Blazers in the National Division playoffs in front of 15,603 at Memorial Auditorium.

3-29-92: The Philadelphia Wings beat the Baltimore Thunder in front of 10,185 at the Spectrum to move on to the American Division Final.

4-4-92: The expansion Buffalo Bandits advance to the League Championship Game by defeating the Detroit Turbos and the Gait brothers, 19-16, to win the National Division crown. For the first time, the game is broadcast live back to Buffalo on Empire Sports Network. In New York, the Philadelphia Wings defeat the Saints, 8-6, to capture the American Division Championship.

4-11-92: For the first time since the League's inaugural season, an expansion team wins the League's World Championship, as the Buffalo Bandits defeat the Philadelphia Wings, 11-10, in an exciting overtime game. The game was broadcast live in Buffalo on Empire Sports Network.

8-1-92: The League establishes a marketing agreement with Bruce Lucker and his New York-based sports marketing company, World Sports and Entertainment. WSE will concentrate on national sponsors and broadcast agreements.

—1993—

1-9-93: The League begins its seventh consecutive season of indoor lacrosse when the Baltimore Thunder defeats the Boston Blazers, 18-17, before 8,134 fans at the Baltimore Arena.

2-6-93: Paul Gait becomes the first League player to score 100 career goals during a six-goal, two-assist night in helping his new team, the Philadelphia Wings, defeat the arch-rival New York Saints, 13-8, before 16,731 at the Spectrum.

3-13-93: The "Blizzard of the Century" slams the Eastern coast of the United States, forcing the first cancellations in League history, when three venues (Buffalo, Boston and Philadelphia) are closed because of severe weather conditions.

3-20-93: The defending champion Buffalo Bandits become the first League team to sell out every regular season home game, defeating the Detroit Turbos, 20-14, before 16,325 fans.

3-25-93: The 1993 All-Pro teams are announced. First-team honors go to Paul Gait, Gary Gait and Dallas Eliuk of Philadelphia, John Tavares and Jim Veltman of Buffalo, and Dave Pietramala of Pittsburgh. Second-team honors go to John Tucker and Jeff Jackson of Baltimore, Tom Carmean of Boston, Rob Shek of Philadelphia, Derek Keenan of Buffalo, and Sal LoCascio of New York.

Pro Indoor Lacrosse Timeline

- 4-10-93:** Buffalo wins their second consecutive League Championship with a 13-12 comeback victory over the Philadelphia Wings before 16,325 in sold out Memorial Auditorium. The Bandits keep their 18 game winning streak alive, the longest in professional sports. Buffalo joins the Wings as the only team in League history to win back-to-back championships.
- 6-7-93:** Bruce Lucker joins the League as its third owner, heading a minority investment consortium.
- 6-8-93:** The League announces the appointment of Mike Mathis as Senior Vice President and General Manager of the League to oversee day-to-day operations. Mary Havel is appointed Vice President of Marketing. Ed Wayda is appointed Director of Operations.
- 11-30-93:** ESPN signs a six-year agreement, making them the network of the League. Regular season games will be shown on ESPN2, as well as the playoff broadcasts on both ESPN and ESPN2.
- 12-8-93:** The League and the Players Association announce a three-year contract agreement.
- 1994—
- 1-8-94:** The League begins its eighth season of indoor lacrosse when the Detroit Turbos defeat the Baltimore Thunder, 15-8, at the Baltimore Arena.
- 1-17-94:** ESPN2's first Monday night broadcast features the Detroit Turbos against the Baltimore Thunder.
- 2-26-94:** The record for fewest goals in a game was broken by the Philadelphia Wings when they scored only four goals against the New York Saints, in a 13-4 loss at Nassau Coliseum.
- 3-26-94:** Paul Gait of the Philadelphia Wings breaks his own League record of eight goals in a game by scoring ten against the Boston Blazers at Boston Garden.
- 4-4-94:** The 1994 League All-Pro teams are announced. First-team honors go to John Tavares and Jim Veltman of the Buffalo Bandits, Paul Gait, Gary Gait and Dallas Eliuk of the Philadelphia Wings, and Tim Soudan of the Boston Blazers. Second-team honors went to Ted Dowling of the Detroit Turbos, Tom Carmean of the Boston Blazers, Stu Aird of the Buffalo Bandits, Kevin Finneran of the Philadelphia Wings, Lindsay Dixon of the Baltimore Thunder and Sal LoCascio of the New York Saints.
- 4-6-94:** Tom Marechek of the Philadelphia Wings is named Rookie of the Year. John Tavares of the Buffalo Bandits is named the Most Valuable Payer.
- 4-16-94:** The Philadelphia Wings deny the Buffalo Bandits a third consecutive World Championship by defeating the Bandits, 26-15, in front of a sellout crowd of 16,284 at Memorial Auditorium. The win gives the Wings their third League Championship, the most of any team in the league. ESPN broadcasts the game live from Buffalo, marking the first live telecast by ESPN of a League game.
- 8-1-94:** The League announces the Detroit Turbos will discontinue operations for

Pro Indoor Lacrosse Timeline

future seasons.

8-15-94: Six League players received awards for the participation in the 1994 World Games in Manchester, England.

9-23-94: The League announces Rochester, NY has been awarded an expansion team for the 1995 season.

10-4-94: The League announces the Rochester team will be named the Knighthawks, wear the colors white, teal, purple, and black and will play at the Rochester War Memorial.

—1995—

1-7-95: The expansion Rochester Knighthawks won their inaugural game, 12-8, against the New York Saints in the War Memorial.

1-20-95: For the first time in League history, Paul Gait (Rochester) played against his twin brother Gary Gait (Philadelphia).

3-11-95: Philadelphia breaks the League's attendance record as 17,380 fans witness the Wings defeat of the Baltimore Thunder in the regular season finale.

3-20-95: The 1995 League All-Pro teams were announced: First-team honors go to Paul Gait of the Rochester Knighthawks; Gary Gait and Dallas Eliuk of the Philadelphia Wings; John Tavares and Jim Veltman of the Buffalo Bandits and Ted Dowling of the Boston Blazers. Second-team honors went to Tom Carmean of the Boston Blazers; Tim Hormes and Bob Martino of the Baltimore Thunder; Tom Marechek of the Philadelphia Wings; Mark Millon of the New York Saints; and Steve Dietrich of the Rochester Knighthawks.

3-26-95: Gary Gait of the Philadelphia Wings is named the MVP of the League by receiving the most all-pro votes by his peers. Charlie Lockwood is named Rookie of the Year by a vote of the coaches.

4-8-95: The Philadelphia Wings win back-to-back championships by defeating the Rochester Knighthawks, 15-14, in a thrilling overtime game. The Wings have won four League titles in their nine-year history.

9-14-95: The League conducts its 1996 Entry Draft via conference call. Brian Piccola becomes the number one pick overall by the New York Saints.

10-3-95: The League announced the addition of the Charlotte Cobras for the 1996 season. The team will play at the Independence Arena and will wear the colors red, bronze and black.

10-10-95: The League announced its 1996 schedule with an expanded 10-game regular season. In addition, the Boston Blazers announced they will play at the new Fleet Center in 1996.

12-1-95: The 1996 television schedule was announced with the ESPN2 Game of the Week to be broadcast Monday nights from 7:30 p.m.-9:30 p.m. ET during the 1996 season.

12-30-95: The League kicks off its 10th Anniversary celebration season as the

Pro Indoor Lacrosse Timeline

Baltimore Thunder defeat the Boston Blazers 15-11, before 5,122 fans at the Baltimore Arena.

—1996—

- 1-12-96:** The expansion Charlotte Cobras open their inaugural season at the Independence Arena with a 17-4 loss to the Boston Blazers.
- 2-2-96:** The Philadelphia Wings announce their all-time 10th Anniversary team in a pre-game ceremony before facing the Rochester Knighthawks in the CoreStates Spectrum.
- 2-24-96:** The fourth largest crowd in League history (16,818) watched the Philadelphia Wings defeat the Charlotte Cobras 26-11, at the CoreStates Spectrum in Philadelphia.
- 3-30-96:** The Baltimore Thunder announces their all-time 10th Anniversary team in a pre-game ceremony before hosting the New York Saints in the Baltimore Arena.
- 4-2-96:** The 1996 League All-Pro teams are announced. First-team honors go to Gary Gait, Tom Marechek and Dallas Eliuk of Philadelphia, John Tavares and Jim Veltman of Buffalo and Paul Gait of Rochester. Second-team honors were awarded to Duane Jacobs, Chris Driscoll and Steve Dietrich of Rochester, Tom Carmean of Boston, Kevin Finneran of Philadelphia and Chris Bates of Charlotte.
- 4-6-96:** The Philadelphia Wings advance to their fifth consecutive World Championship Game by defeating the Boston Blazers 10-8, in the CoreStates Spectrum. This game marks the final League game to be played in the CoreStates Spectrum building.
- 4-9-96:** The League announces for the second consecutive season that Gary Gait of the Philadelphia Wings has been selected League MVP. Darren Fridge of the Boston Blazers is selected as the Rookie of the Year. In addition, the League announces each team's MVP, Unsung Hero and Seventh Man honorees.
- 4-12-96:** The Buffalo Bandits deny the Philadelphia Wings a third consecutive League World Championship by defeating the Wings 15-10, in front of a sold-out Memorial Auditorium in Buffalo. The win gives the Bandits their third League Championship in their history. The game also marks the final League game to be played in the historical Aud.
- 8-19-96:** The League announces the Charlotte Cobras will discontinue operations for future seasons.
- 9-11-96:** The League conducts its annual Entry Draft for the 1997 season vial conference call with each team's head coach selecting players over five rounds. The New York Saints selected forward Tim Langton of Towson State as the number one pick in the draft.

—1997—

- 1-4-97:** The eleventh season opens with three games, including Rochester playing Buffalo at the Bandits' new home, Marine Midland Arena, in front of a new League record (sellout) crowd of 18,595.

Pro Indoor Lacrosse Timeline

- 1-18-97:** The League plays at another new state-of-the-art facility as the Philadelphia Wings defeat the visiting Baltimore Thunder 16-11 at the CoreStates Center.
- 1-25-97:** The Wings defeat the Saints 10-9 in (double) overtime in the first of four overtime games of the season.
- 3-15-97:** The Bandits match their opening night league attendance record, taking on the rival Wings before another capacity crowd of 18,595.
- 4-3-97:** The 1997 All-Pro teams are announced. First team honors went to Gary Gait, Tom Marechek, and Dallas Eliuk of Philadelphia, Paul Gait of Rochester, John Tavares of Buffalo, and Mark Millon of New York. Named to the second team were Bob Martino and Jeff Klodzen of Baltimore, Tom Carmean of Boston, Duane Jacobs of Rochester, Darris Kilgour of Buffalo, and Sal LoCascio of New York.
- 4-5-97:** Rochester and Buffalo post semi-final playoff victories, marking the first time since 1991 that the League's World Championship Game will not include the Philadelphia Wings.
- 4-8-97:** Gary Gait is named as the winner of the League's MVP award for the third straight season. Boston's Jeff Wilfong is named as the League's Rookie of the Year. Team Unsung Hero, MVP, and 7th Man Awards are also announced.
- 4-12-97:** The Rochester Knighthawks coached by Barry Powless claim their first World Championship in the final title game as the MILL. The visitors won before the third largest crowd in league history, with 18,055 in attendance at Marine Midland Arena.
- 7-21-97:** A new entity, combining the tradition of the Major Indoor Lacrosse League with two expansion teams and individual team ownership is announced - the National Lacrosse League. Syracuse, New York (nicknamed Smash and playing at the Onondaga County War Memorial) and Hamilton, Ontario (nicknamed Raiders and playing at Copps Coliseum) are the new professional indoor lacrosse entries.
- 9-11-97:** John Livsey, Jr. is named as the first Commissioner of the National Lacrosse League.
- 9-18-97:** A blockbuster trade sees seven-time All-Pro Paul Gait go to the expansion -Syracuse Smash in exchange for draft picks and player compensation.
- 11-8-97:** A three-year collective bargaining agreement between the NLL and the Professional Lacrosse Players Association (PLPA) is announced.
- 11-24-97:** The 1998 regular season schedule is announced, with teams now playing 12 games (six at home and six on the road) and facing their six opponents twice each (once at home and once on the road). In addition, the playoff format will see a best-of-three Championship Series with Semi-Final playoff action to still take place in a single-game elimination format, though sites of all post-season games will be based on regular season record.
- 12-2-97:** The NLL unveils its new League logo.

Pro Indoor Lacrosse Timeline

12-17-97: Reigning league MVP Gary Gait is sent to Baltimore in a blockbuster trade involving player and cash compensation.

—1998—

1-3-98: Pro indoor lacrosse returns to Canada as the expansion Ontario Raiders debut at Copps Coliseum, taking the defending champion Rochester Knighthawks to overtime.

1-9-98: A television schedule providing game coverage over regional sports networks Comcast SportsNet, Empire Sports Network, and Home Team Sports is announced.

1-17-98: The Smash make their debut in Syracuse, defeating Thruway rival Rochester 14-12 at the Onondaga County War Memorial after starting off the season with two road losses.

3-21-98: The largest crowd of the season, 17,077, watch the host Philadelphia Wings drop a 15-14 decision to the New York Saints.

3-28-98: Both games scheduled end the same way, as did that of the night before – in overtime.

4-15-98: Gary Gait wins his fourth straight league MVP award, while Ontario's Colin Doyle is named the recipient of the Rookie of the Year honor. Also announced are the following as members of the All-Pro Team: Dallas Eliuk and Kevin Finneran of the Philadelphia Wings, Darris Kilgour and John Tavares of the Buffalo Bandits, Gary Gait of the Baltimore Thunder, and Mark Millon of the New York Saints. Second Team All-Pros are: Colin Doyle, Jim Veltman, and Bob Watson of the Ontario Raiders, Tom Marechek of the Philadelphia Wings, Duane Jacobs of the Rochester Knighthawks, and Paul Gait of the Syracuse Smash.

4-19-98: The Thunder play their first post-season contest since 1993 and defeat Rochester to advance to the Championship Series against Philadelphia, who had defeated Buffalo one night earlier.

4-28-98: The Philadelphia Wings sweep the best-of-three Championship Series with a 17-12 win over the Thunder after having won 16-12 two days earlier. Game Two marks the first title game appearance by Baltimore since 1991 and the win is Philadelphia's fifth in franchise history. Wings goal tender Dallas Eliuk is named Championship Series MVP.

7-7-98: Over 40 players, coaches, and staff members from NLL teams represent their countries at the World Lacrosse Championships in Baltimore.

9-14-98: The League announces that for the first time the annual entry draft will be taken out of the office and held on-site, with Empire Sports Network providing coverage from the proceedings at the ESL Sports Centre in Rochester, New York.

9-22-98: Syracuse University all-time points leader Casey Powell is the first player chosen overall in the draft, selected by Rochester.

9-30-98: The League announces that the Board of Governors have approved the

Pro Indoor Lacrosse Timeline

sale of the Ontario Raiders, who will be moved to Toronto where they will play their home games at Maple Leaf Gardens. The 1998-99 schedule is released; featuring seven teams playing 12 games each (six home, six away).

11-12-98: Ron Wicks, a former National Hockey League referee, is hired as the League's Director of Officials.

11-17-98: At a press conference in Rochester, the League announces details of the inaugural All-Star Game, to be played on February 20, 1999.

12-3-98: Toronto announces that their nickname will be "Rock" and unveils their logo and uniforms.

—1999—

1-9-99: Gary Gait of Baltimore scores ten times to tie the record for most goals in one game set by his twin brother Paul almost five years earlier.

1-22-99: Casey Powell makes his pro debut with one goal and three assists as Rochester wins in Philadelphia.

2-20-99: The All-Star Game is played, with the Canadians defeating the Americans 25-24 in overtime after a dramatic comeback by the Canadians.

A crowd of 9,070 at the Blue Cross Arena in Rochester watches the game, which was preceded by a Skills Competition.

4-3-99: The largest crowd of the season, and fifth largest in the almost 13 years of pro indoor lacrosse, 17,573, watch the Philadelphia Wings edge the visiting New York Saints 10-9 at the First Union Center.

4-9-99: Three games close out the regular season, with a total of 384,761 fans attending the 42 League games in 1998-99, an average of 9,161 per game, a figure which is 1,400 more than the previous year.

4-14-99: Gary Gait is named Most Valuable Player for the fifth straight season. Teammate Jesse Hubbard is named the Rookie of the Year. In addition, the All-Pro teams are announced. Joining Gait on the First Team are Jim Veltman of the Toronto Rock, Jake Bergey, Tom Marechek, and Dallas Eliuk of the Philadelphia Wings, and John Tavares of the Buffalo Bandits. Making up the Second All-Pro Team are: Paul Gait of the Syracuse Smash, Duane Jacobs of the Rochester Knighthawks, Joe Hiltz of the Baltimore Thunder, Matt Panetta and Mark Millon of the New York Saints, and Bob Watson of the Toronto Rock.

4-16-99: A new record is set for fewest goals in a game by one team as the Philadelphia Wings beat Toronto goaltender Bob Watson just twice in a 13-2 Rock win at Maple Leaf Gardens in a Semi-Final Playoff Game. The victory, coupled with Rochester's win in Baltimore the next day, sets the stage for a Championship Game in Toronto.

4-23-99: The Toronto Rock finish the season with a perfect home record, going a combined 8-0 (regular season and playoffs) after a 13-10 win over the Rochester Knighthawks in the Championship Game before a sellout crowd of 15,691 in Maple Leaf Gardens. The game is televised throughout Canada by CTV SportsNet, and in the United States on ESPN2

Pro Indoor Lacrosse Timeline

- 7-1-99:** A press conference is held at the Pepsi Arena to announce Albany, New York as an expansion team, the Albany Attack, to be owned by Herb Chorbajian.
- 8-2-99:** A press conference is held at the Civic Arena in Pittsburgh, Pennsylvania to announce that the Baltimore Thunder have moved there and will be re-named.
- 9-21-99:** The Draft is held at Marine Midland Arena in Buffalo, with the Rochester Knighthawks making a trade which enables them to make the first selection overall – 1999 NCAA Division I Outstanding Player and Outstanding Attackman of the Year, John Grant, Jr. from the University of Delaware.
- 9-27-99:** The Pittsburgh franchise announces that their (new) team nickname will be CrosseFire.
- 11-23-99:** The League appoints former Buffalo Bandit and Rochester Knighthawks Head Coach Barry Powless to the position of Vice President of Lacrosse Operations.
- 2000–
- 2-12-00:** The Pittsburgh CrosseFire acquire Paul Gait in a mid-season trade with the Syracuse Smash that reunites Paul with his brother Gary Gait for the first time in their pro careers since 1994.
- 2-26-00:** 18,911 fans pack the First Union Center in Philadelphia to watch their Philadelphia Wings defeat the Pittsburgh CrosseFire 14-8. This is the largest single-game crowd to ever see a professional indoor lacrosse game.
- 4-5-00:** The Rochester Knighthawks' John Grant Jr. is named the March Rookie of the Month. Grant was also named the January Rookie of the Month.
- 4-5-00:** The League announces the 1999-2000 All-Pros: John Tavares-Buffalo Bandits, Gary Gait-Pittsburgh CrosseFire, Jim Veltman-Toronto Rock, John Grant Jr.-Rochester Knighthawks, Tom Marechek-Philadelphia Wings, Bob Watson-Toronto Rock.
- 4-19-00:** Buffalo Bandits Captain and team leading scorer John Tavares, is named the 2000 Most Valuable Player. This marks the first time since 1994 that Gary Gait does not receive MVP honor. John Grant Jr. caps off his breakout rookie season by capturing the 2000 Rookie of the Year Award.
- 4-21-00:** The Rochester Knighthawks defeat the Buffalo Bandits 15-11 in their Semifinal Game to earn their second straight berth in the Championship Game.
- 4-22-00:** The Toronto Rock hold off the Philadelphia Wings 14-10 in their Semifinal Game for the right to defend their 1999 title, and set up a rematch of last year's final against Rochester.
- 5-6-00:** Kaleb Toth beats K-Hawks goaltender Pat O'Toole with 1.1 seconds remaining in regulation time to give the Toronto Rock a 14-13 victory, and their second straight Championship. Dubbed the "Greatest Professional Indoor Lacrosse Game of All-Time", the 2000 Final is the last sporting event to be held

Pro Indoor Lacrosse Timeline

in the historic Maple Leaf Gardens.

- 9-16-00:** The city of Columbus, Ohio is granted an Expansion team. Former League Commissioner John Livsey will head the Landsharks.
- 9-17-00:** At a press conference at the ESPNZone in New York City, Jim Jennings is named the new Commissioner of the National Lacrosse League. Jennings announces that League's Headquarters will be relocated from Buffalo, New York to Lyndhurst, New Jersey.
- 9-20-00:** Commissioner Jim Jennings appoints George Daniel to the position of Deputy Commissioner and General Counsel for the NLL
- 1-21-00:** The League holds its 2000 Entry Draft at the Air Canada Centre. The Columbus Landsharks drafted Tracey Kelusky from the University of Hartford as the first overall selection.
- 10-12-00:** The League's new front office is set in place. Doug Fritts is named the Director of Public Relations and Billy Paige is named Vice President of Licensing and Merchandise. Chris Bandura is named Director of Media Relations and Internet Development, along with Vice President of Lacrosse Operations Barry Powless.
- 10-16-00:** The sale of the Syracuse Smash is complete and the franchise will be relocated to Ottawa, Ontario. The Ottawa Rebel will begin play in the Corel Center in the 2000-2001 season.
- 10-25-00:** The Pittsburgh CrosseFire are sold and relocated to Washington D.C. The Washington Power begin play at the MCI Center this 2000-2001 season.
- 12-21-00:** The fourth season opens up with the Back-to-Back World Champion Toronto Rock hosting the Ottawa Rebel at the Air Canada Centre. The Rock won by a score of 17-7 in front of a crowd of 13,333.
- 12-30-00:** The Washington Power mark the League's return to Washington DC. The Power loses to the Buffalo Bandits by a score of 20-19 at the MCI Center in Washington.
- 12-30-00:** The expansion Columbus Landsharks play their first ever game on their home floor at the Nationwide Arena. Columbus loses to New York, 17-12, in front of 8,123.
- 2001–
- 1-5-01:** The League expands its growth in Canada as the Ottawa Rebel play their first-ever home game at the Corel Centre in Kanata, Ontario. The Rebel loses to the Toronto Rock, 16-7 in front of 12,193 fans.
- 2-7-01:** League Commissioner Jim Jennings unveils plans for a new developmental league to be known as the NL2. The league, which is slated to startup in 2003, will have at least six teams and serve as the top breeding ground for American players to learn the indoor game.
- 3-17-01:** Buffalo Bandits forward John Tavares collected his 86th point to break the League's single season scoring record at the HSBC Arena against the Albany Attack.

Pro Indoor Lacrosse Timeline

- 3-28-01:** A press conference is held in Calgary, Alberta to announce the Calgary Roughnecks as the tenth League franchise. The Roughnecks are owned by Calgary businessman Brad Banister. Kevin Melnyk is introduced as the Head Coach and General Manager. The Roughnecks will play their home games at the Pengrowth Saddledome, starting in the 2001-2002 season.
- 3-31-01:** The Toronto Rock sells out the Air Canada Centre. 19,059 fans pack the ACC as the Rock defeat the Columbus Landsharks 11-8. The crowd sets a new League single-game attendance record.
- 4-9-01:** A press conference is held in Vancouver, British Columbia to announce the Vancouver Ravens as the eleventh League franchise. The Ravens are owned by Sportworks Entertainment, a Vancouver-based firm. Tom Mayenknecht and Bob Smart are the two principal owners. Mayenknecht is introduced as Governor of the franchise. The Ravens will play their home games at General Motors Place, starting in the 2001-2002 season.
- 4-19-01:** The League announces its 2000-2001 All-Rookie Team: Tracey Kelusky and Marshall Abrams of the Columbus Landsharks, Kris Bryde of the Ottawa Rebel, Jeff Ratcliffe of the Philadelphia Wings, Mike Regan of the Albany Attack, and Phil Wetherup of the Buffalo Bandits.
- 4-21-01:** The League announces the 2000-2001 First and Second Team All-Pros selections. First Team All-Pros are as follows: John Tavares of the Buffalo Bandits, Gary Gait of the Washington Power, Roy Colsey of the New York Saints, John Grant of the Rochester Knighthawks, Tom Marechek of the Philadelphia Wings, and Bob Watson of the Toronto Rock. The All-Pro Second Team are as follows: Jim Veltman, Colin Doyle, and Kim Squire of the Toronto Rock, Jake Bergey of the Philadelphia Wings, Tracey Kelusky of the Columbus Landsharks, and Gord Nash of the New York Saints.
- 4-23-01:** The League announces that Toronto Rock goaltender Bob Watson is named as the 2000-2001 Goaltender of the Year.
- 4-24-01:** The League announces that Philadelphia Wings Head Coach Tony Resch is named as the Coach of the Year.
- 4-24-01:** The League names Philadelphia Wings President and Co-Owner Russ Cline as the League's Top Executive for the 2000-2001 Season.
- 4-25-01:** The League announces that Columbus Landsharks forward Tracey Kelusky is selected as the 2000-2001 Rookie of the Year.
- 4-26-01:** The League announces that Buffalo Bandits forward John Tavares is selected as the 2000-2001 Most Valuable Player.
- 4-27-01:** In front of the League's largest crowd in history, the Philadelphia Wings won their sixth League Championship Title with a 9-8 win over the Toronto Rock at the Air Canada Centre in front of 19,409 fans. Wings goaltender Dallas Eliuk is named Most Valuable Player.
- 5-2-01:** A press conference is held in East Rutherford, New Jersey to announce the New Jersey Storm as the twelfth League franchise. The Storm is owned by former New Jersey Nets All-Star Jayson Williams. The Storm will play their

Pro Indoor Lacrosse Timeline

home games at the Continental Airlines Arena in East Rutherford, New Jersey, starting in the 2001-2002 season.

- 5-4-01:** A press conference is held in Montreal to announce the Montreal Express as the thirteenth League franchise. Randy Gilles and Michael Holliday are the principal owners. The Express will play their home games at the Molson Centre, starting in the 2001-2002 season.
- 5-15-01:** The League hosts the Expansion Draft from the league offices in Lyndhurst, New Jersey. The Buffalo Bandits choose Chris Langdale of the Toronto Rock as the first overall selection.
- 5-19-01:** The League announces an ownership change in Columbus. Former League Commissioner John Livsey sells the franchise to Charlie Russo, an attorney and businessman from Long Island, New York. Russo will serve as team owner and governor.
- 5-21-01:** The Washington Power announces that they relocate from the MCI Center to the Capital Centre for the 2001-2002 season.
- 8-13-01:** The League relocates its office from Lyndhurst, NJ to New York City. The League's new address is 1212 Avenue of the Americas-5th Floor, New York, NY 10036. The offices are located in the heart of midtown Manhattan. The new telephone number is (917) 510-9200. The new fax number is (917) 510-9890.
- 8-20-01:** The League announces a two-year agreement with CNN/Sports Illustrated to be the League's national broadcast partner in the United States for the 2001-02 and 2002-03 seasons. CNN/SI will broadcast 23 games throughout each season, including 17 "Game of the Week" broadcasts and all five playoff games, including the Championship Game in April of 2002.
- 8-25-01:** The 2001 Entry Draft is held at the HSBC Arena in Buffalo. The New York Saints use the number one pick to draft Gavin Prout, a high-scoring forward from Whitby, Ontario.
- 9-5-01:** The League announces a second national television partner in the United States. HDNet, the world's first all high-definition sports and entertainment network, announces it will carry 34 games during the upcoming season. The new network's lineup of programming also includes the National Hockey League, Major League Baseball and the U.S. Olympic Committee. Mark Cuban, owner of the Dallas Mavericks of the National Basketball Association, is the co-owner and operator of HDNet.
- 9-11-01:** The terrorist attacks on the World Trade Center claim thousands of lives, including a former member of the New York Saints. John Salerno of Port Washington, New York played for the Saints in 1993. Salerno was an employee of Cantor Fitzgerald Securities, one of the hardest hit firms on September 11th.
- 9-20-01:** The League announces Rogers Sportsnet to be the league's national broadcast partner in Canada. Sportsnet will broadcast 26 games during the 2001-2002 regular season. Sportsnet will also carry the 2001-2002 Playoffs, including the Championship Game in April of 2002.
- 11-16-01:** The 2001-2002 regular season opens with the New Jersey Storm

Pro Indoor Lacrosse Timeline

playing their inaugural game. The Storm fall to the Albany Attack by a score of 20-16 at the Pepsi Arena in Albany, New York.

11-24-01: The Calgary Roughnecks host the Montreal Express in the inaugural game for both clubs. History is made at the Pengrowth Saddledome in Calgary as the Express defeat the Roughnecks by a score of 32-17. The game sets new League records for most combined goals scored in one game (49), and most goals scored by one team in a single game (32). A crowd of 9,517 saw the historic game.

11-26-01: Paul Gait announces that his twelfth season in the League will be his last, set to retire following the 2001-2002 season. The Washington Power forward comes into the season as the League's second-leading goal scorer of all time, trailing only his brother Gary. The eight teams hosting home games against the Washington Power this season begin planning events as part of Paul Gait's Farewell Tour.

11-29-01: The Montreal Express hosted their first ever home-game. The Express beat Calgary 23-16 in front of 7,634 at the Molson Centre in Montreal.

11-30-01: The New Jersey Storm play their inaugural home game. The Storm fall to the New York Saints, 14-9 in front of 7,634 at the Continental Airlines Arena in East Rutherford, New Jersey.

12-1-01: The Vancouver Ravens play their inaugural home game at General Motors Place in Vancouver. The Ravens give the crowd of 13,772 much to cheer about, beating the Toronto Rock 13-12. The crowd makes history as the largest ever to attend the first home game of a new League franchise.

—2002—

1-12-02: The League holds its first-ever "Scoop n' Shoot" event. Scoop n' Shoot is a skills competition for children ages 6-14. The first Scoop n' Shoot participants test their skills during halftime of the New York Saints home game against the Philadelphia Wings. The program is an instant success—hundreds of youngsters would take part at Scoop n' Shoot events throughout the season.

1-26-02: The Toronto Rock fans make history again. A crowd of 18,543 fill the Air Canada Centre as the Rock defeat the Rochester Knighthawks, 14-9. The crowd is the sixth-largest in League history, and gives Toronto three of the top six single-game attendance records of all-time.

2-3-02: In Toronto, fans rally for a young lacrosse player recovering from a tragic accident. 15-year old Dustin Sanderson of Orangeville, Ontario was paralyzed from the waist down after being injured while playing lacrosse. The crowd of 14,515 join the team's corporate sponsors in raising thousands of dollars to assist in paying the medical bills for Dustin's recovery. Dustin conducted the ceremonial opening face-off, and the Toronto Rock defeated the Montreal Express, 17-12.

3-7-02: The Ottawa Rebel play for the first time at their new home, the Ottawa Civic Centre. The Rebel had played their first season and half of their second season at the Corel Centre in Kanata, Ontario. In the game, Ottawa loses to the

Pro Indoor Lacrosse Timeline

Washington Power by a score of 18-15.

- 3-24-02:** A new individual player record is set for assists in a single-season. Albany Attack forward Josh Sanderson tallies four assists, giving him a final total of 68 for the season. Sanderson breaks the previous record of 64, set by Buffalo Bandits forward John Tavares during the 2000-2001 season. The Tavares mark is still the highest for all seasons with fourteen regular season games or less.
- 3-24-02:** Washington Power forward Paul Gait wins the League scoring title in his final regular season before retirement. Gait tallied 54 goals and 60 assists for 114 points.
- 3-24-02:** The 2001-2002 regular season is complete. For the first time in League history, the Champions Cup Playoffs will feature six teams. Albany is the top seed, followed by Toronto, Washington, Rochester, Vancouver and Philadelphia.
- 3-28-02:** The League's Board of Governors vote unanimously to raise the price of expansion franchises to three million dollars, U.S. funds. The previous price was one million.
- 4-5-02:** In the first semi-final, the Toronto Rock defeat the Washington Power, 12-11 in double overtime. The loss eliminates Washington, and marks the end of Paul Gait's twelve-year career in the League. Gait retires with 404 regular-season goals (second highest of all time), 299 assists (fourth) for a total of 703 points (third). Gait was awarded with the League MVP Award for the 2001-2002 season.
- 4-13-02:** The Albany Attack host the Toronto Rock in the 2002 Champion's Cup Final. The Rock defeat the Attack by a score of 13-12 to capture their third title, all won in the past four seasons. 9,289 fans watch the game at the Pepsi Arena in Albany. Toronto forward Colin Doyle was voted Championship Game MVP, scoring three goals and one assist.
- 4-21-02:** The 2002 All-Star Game is played at the Mohegan Sun Arena in Uncasville, Connecticut. The All-Stars of the North Team, composed of players from Calgary, Montreal, Ottawa, Rochester, Toronto and Vancouver defeat the All-Stars of the South Team, composed of players from Albany, Buffalo, Columbus, New Jersey, New York, Philadelphia and Washington by a score of 14-10. Toronto Rock forward Steve Toll wins the All-Star Game MVP Award, scoring three goals and adding one assist.
- 7-9-02:** The League announces the sale and relocation of the Washington Power franchise to the city of Denver, Colorado. The franchise will play its home games at the Pepsi Center. The team is now owned by Kroenke Sports Enterprises, whose holdings include the Colorado Avalanche, Denver Nuggets, Pepsi Center, and the yet-to-be-named Colorado NLL team. The new team marks the League's first United States team west of the Mississippi River.
- 8-16-02:** The League grants a one-year suspension of operations to the Montreal Express franchise. The Express players will be dispersed to the other twelve NLL clubs via Dispersal Draft, to be held on the day of the 2002 Entry Draft.

Pro Indoor Lacrosse Timeline

- 9-17-02:** The 2002 Entry Draft is held at the Air Canada Centre in Toronto. The Toronto Rock use the first selection to draft defenseman Patrick Merrill of Orangeville, Ontario and Mercyhurst College.
- 9-17-02:** A Dispersal Draft of Montreal Express players is held prior to the Entry Draft. The Calgary Roughnecks use the first selection to draft forward Tracey Kelusky, a former number one Entry Draft selection and Rookie of the Year Winner in 2001.
- 10-16-02:** The League introduces Labatt Blue as the official beer sponsor of the NLL.
- 10-24-02:** Kroenke Sports Enterprises introduces the name and logo of the Colorado Mammoth.
- 12-6-02:** New Jersey Storm goaltender Ginny Capicchoni becomes the first woman to play in the NLL. Capicchoni stops ten out of fifteen shots faced in helping the Storm defeat the Buffalo Bandits 14-12 in a preseason contest at HSBC Arena in Buffalo.
- 2003—
- 1-3-03:** The Colorado Mammoth play their inaugural home game at the Pepsi Center in Denver. The Mammoth treated the home crowd of 16,121 fans to a thrilling 13-12 win in double overtime against the Toronto Rock. The crowd broke the previous record for an inaugural home game attendance, previously held by the Vancouver Ravens (13,772 in 2001).
- 1-31-03:** In front of a sellout crowd of 18,207 at the Pepsi Center, the Colorado Mammoth defeat the New York Saints by a score of 19-13. The crowd was the first of two sellout crowds the Mammoth would host during their first season.
- 4-11-03:** In front a season high crowd of 13,869 at the Saddledome, the Calgary Roughnecks defeat the Buffalo Bandits 16-14 in their final regular season game. The win propels the Roughnecks to their first franchise playoff appearance.
- 5-2-03:** Colorado Forward Gary Gait is named the Most Valuable Player for the 2002-03 season while scoring 61 goals and picking up 35 assists for 96 points. Gait's teammate, Mammoth forward Brian Langtry, also earned Rookie of the Year honors.
- 5-3-03:** The Rochester Knighthawks host the Toronto Rock in the 2003 Champion's Cup Final. The Rock defeated the Knighthawks by a score of 8-6 to capture their fourth title, all won in the past five seasons. 11,051 fans attend the game at the Blue Cross Arena in Rochester. Toronto goalie Bob Watson earns Championship Game MVP honors with his 40 saves.
- 6-9-03:** The League announces the sale and relocation of the Albany Attack franchise to the city of San Jose, California. The franchise will play its home games at the HP Pavilion. The team will be owned and operated by a partnership consisting of two entities: Silicon Valley Sports and Entertainment, the marketing and business arm of the San Jose Sharks of the National Hockey League; the second partnership is a group of investors, lead by John Bergsma and Peter Wendell. The new team marks the League's first United States team

Pro Indoor Lacrosse Timeline

on the west coast of the United States.

- 7-24-03:** The League announces the sale and relocation of the New Jersey Storm to Anaheim, California. Home games will be played at the Arrowhead Pond of Anaheim. The team will be operated by the management and staff of the Arrowhead Pond. The new Anaheim team gives the league a presence in the second largest population and television market in the United States.
- 7-30-03:** The League grants a one-year suspension of operations to the Ottawa Rebel franchise. The Ottawa players are dispersed to the other eleven teams via Dispersal Draft. The Anaheim, California franchise selects veteran goaltender Matt Disher with the first selection in the Dispersal Draft.
- 8-11-03:** The League awards the 2004 All-Star Game to the city of Denver. The Colorado Mammoth and Pepsi Center are designated as the host team and arena for the All-Star Game, to be played on February 22nd, 2004.
- 8-22-03:** The League grants a one-year suspension of operations to the New York Saints franchise. The Saints players are declared free agents. The team played its games at the Nassau Coliseum on Long Island.
- 8-28-03:** The League announces the sale and relocation of the Columbus Landsharks to the city of Phoenix, Arizona. The Arizona team will be partially owned and operated by the Phoenix Coyotes of the National Hockey League. The team will join the Coyotes in playing at the brand new Glendale Arena, located in suburban Phoenix.
- 9-8-03:** A new divisional format is announced for the regular season. The first ever Western Division will consist of Anaheim, Arizona, Calgary, Colorado, San Jose and Vancouver. The East will consist of Buffalo, Philadelphia, Rochester and Toronto. The top three teams in each division shall earn playoff berths, with the division champions receiving byes. The second and third place finishers shall face each other in the opening round with the winners facing their respective division champions in the semi-final round. The semi-final winners shall meet in the 2004 Champion's Cup Final with the higher seed hosting.
- 9-10-03:** The Score network becomes the league's new national broadcast partner in Canada. The Score will consist of fifteen live regular season game broadcasts, spread across a "Game of the Week" format. The Score will also carry the 2002-2003 All-Star Game and Playoffs, including the Championship's Cup Game in April of 2003.
- 9-16-03:** Bay Area Lacrosse introduces the name and logo of the San Jose Stealth.
- 9-17-03:** Anaheim Lacrosse announces that the team will retain the same Storm logo and colors as used in their previous two seasons in New Jersey.
- 10-25-03:** The 2003 Entry Draft is held at the Westin Harbour Castle in Toronto. The Vancouver Ravens use the first selection to draft Mark Miyashita from Canisius College.
- 11-15-03:** Arizona Lacrosse introduces the name and logo of the Arizona Sting
- 12-17-03:** League announces a new partnership with Fox Sports Net to broadcast NLL games to over 50 million homes during the 2003-04 season.

Pro Indoor Lacrosse Timeline

12-18-03: Toronto Rock forward Kevin Finneran announced his retirement from the National Lacrosse League after 13 seasons. Coined as the “Iron Man”, Finneran holds the record for most consecutive indoor lacrosse games played in league history (138). In his career he accumulated 644 points on 262 goals and 382 assists.

12-22-03: The National Lacrosse League announces a return to the YES Network (Yankees Entertainment and Sports Network) for the 2003-04 season. The YES Network will carry eight regular season games with an emphasis on the league’s two New York teams, the Buffalo Bandits and the Rochester Knighthawks.

12-26-2003: The Arizona Sting play their inaugural game at the Glendale Arena against the Vancouver Ravens. The Sting defeated the Ravens 16-12. The Vancouver-Arizona game was part of the Grand Opening Weekend of the Arena, which also serves as home of the Phoenix Coyotes of the National Hockey League.

—2004—

1-10-2004: The Arizona Sting defeated the Anaheim Storm in triple-overtime, 19-18, in front of 6,476 fans at the Arrowhead Pond in the NLL’s first ever regular season game in Southern California. The game marked the first time an NLL game was decided in triple overtime.

1-10-04: The San Jose Stealth played their inaugural home opener. The Stealth defeated Colorado by score of 13-12 in front of 8,137 fans at HP Pavilion in San Jose. The Stealth went on to post a regular season home record of 7-1 in their inaugural season.

1-30-04: The Colorado Mammoth host a sellout crowd of 18,305 at Pepsi Center in a 14-13 loss to the Calgary Roughnecks. The Mammoth went on to record five sellout crowds on the season.

2-22-04: The 2004 All-Star Game was played in front of 16,742 fans at Pepsi Center in Denver, home of the Colorado Mammoth. The crowd was the largest All-Star Game crowd in league history. The East Division All-Stars defeated the West Division All-Stars by a score of 19-15.

2-29-04: Calgary Roughnecks goaltender Curtis Palidwor ties the goals against record for a single regular season game by holding the Arizona Sting to four goals in a 14-4 win. It was the eighth time in league history that a team was held to four goals.

3-6-04: Arizona Sting goaltender Mike Miron ties the goals against record for a single regular season game by holding the Rochester Knighthawks to four goals in a 14-4 win. Miron tied the record only one week after Curtis Palidwor of the Roughnecks tied the same record against the Sting. It is the ninth time in league history that a team was held to four goals.

3-25-04: Gary Gait became the first player in league history to reach 1,000 career points. Gait scored six goals and added two assists for eight points to reach the milestone in an 18-6 victory over the San Jose Stealth in front of a sellout crowd of 18,305 at Pepsi Center in Denver.

Pro Indoor Lacrosse Timeline

- 5-6-04:** Jim Veltman of the Toronto Rock was named the league MVP for the 2003-04 season. The award was Veltman's first league MVP award. Veltman totaled 12 goals and 53 assists for 65 points and led that league in loose balls for the twelfth time with 179. He has led the league in loose balls for each of his twelve seasons played.
- 5-7-04:** The Calgary Roughnecks won their first ever Champion's Cup by defeating the Buffalo Bandits 14-11 at Pengrowth Saddledome in Calgary. The game was played in front of 19,289 fans. The sellout crowd is the largest in Roughnecks history and the second highest single game attendance total in NLL history.
- 8-10-04:** The league announces the placement of a franchise in Minnesota. The new team will be owned and operated by Minnesota Sports and Entertainment, owners of the Minnesota Wild of the National Hockey League. The Minnesota team will enter the league for the 2005 season and play its home games at the Xcel Energy Center in St. Paul.
- 10-01-04:** The National Lacrosse League reached a new three-year Collective Bargaining Agreement with the Professional Lacrosse Player's Association (PLPA). The agreement covers the league's 2005, 2006 and 2007 seasons.
- 10-25-04:** Minnesota Lacrosse introduces the name and logo of the Minnesota Swarm.
- 12-11-04:** A new pre-season attendance record is set as 14,084 fans come to the Xcel Energy Center in St. Paul for the first home exhibition game of the expansion Minnesota Swarm. The game marks the first professional lacrosse game ever played in the state of Minnesota. The Swarm lose to Colorado by a score of 16-6.
- 12-15-04:** A dispersal draft of Vancouver Ravens players is held. The Minnesota Swarm use the first selection to draft forward Craig Conn, a former first round entry draft selection and member of the 2004 All-Rookie Team.
- 2005—
- 1-1-05** The Minnesota Swarm defeated the Rochester Knighthawks, 12-11, in front of 8,532 fans at the Blue Cross Arena in Rochester, to open the 2005 season. The expansion Swarm became only the third expansion team to win their inaugural game.
- 1-11-05** The league announced that Vonage joined the league as a new corporate partner for the 2005 season. Vonage has been designated as the official phone company of the NLL. The company offers broadband telephone service for business and residential customers.
- 1-30-05** The league announced a historic television agreement with NBC Sports that would bring the game of lacrosse to network television for the first time in history of the sport. The announcement was made by Ken Schanzer, President, NBC Sports and NLL Commissioner Jim Jennings. NBC would provide live broadcasts of the NLL All-Star Game and Champion's Cup Final.
- 2-1-05** The league announced a weekly television broadcast schedule in the United States for the remainder of the 2005 season. The league would broadcast the "NLL Game of the Week" into millions of homes each week

Pro Indoor Lacrosse Timeline

through its new broadcast partnerships with the America One Television Network and a host of regional sports networks across the country, including Cox Sports Television and Comcast stations across the country.

- 2-2-05** The league announced that the 2005 All-Star Game and Champion's Cup Final would each air on the CNBC Europe and CNBC Asia networks. The two networks, members of the NBC Universal family of stations, reach a combined 50 million homes throughout Europe and Asia.
- 2-11-05** Buffalo Bandits forward John Tavares tallied his 500th career assist in a 20-9 win over the Anaheim Storm as part of an eleven point performance (2G, 9A) that evening. The veteran forward was the first player to ever tally 500 career assists in league history.
- 2-19-05** Buffalo Bandits forward John Tavares reached another career milestone tallying his 1,000th career point in an 11-7 win over the Rochester Knighthawks. Tavares scored seven points on the evening (3 goals, 4 assists) and became just the second ever player to reach the 1,000 career point milestone. He reached the milestone in his 154th career regular season game, three games quicker than the only other player to reach the milestone, Colorado Mammoth forward Gary Gait. Gait tallied his 1,000th point on March 26, 2004 in his 157th career regular season game.
- 2-21-05** The NLL unveiled a new online auction page on nll.com. The auction offers a variety of collectibles, from autographed action photos and lacrosse balls to game-worn gloves and helmets, and more. The auction is powered by Truition, in conjunction with FansDepot, Gameday Auctions and JSI Incorporated.
- 2-23-05** The league announced the television broadcast team for the 2005 All-Star Game, on NBC. Veteran National Hockey League announcer Mike "Doc" Emrick would handle the play-by-play, while Brian Shanahan from the Score would serve as the color analyst. NBC's Mark Morgan would be the sideline reporter.
- 2-26-05** The National Lacrosse League All-Star Game aired live on NBC at 2pm Eastern. The game became the first live broadcast of lacrosse on national U.S. network television. The game was also televised in Canada on The Score, and internationally via CNBC International, CNBC Asia and on Armed Forces Network. The East Division (Buffalo, Minnesota, Philadelphia, Rochester, Toronto) defeated the West Division (Anaheim, Arizona, Calgary, Colorado, San Jose) 11-10 in overtime in front of 11,511 fans at Pengrowth Saddledome in Calgary.
- 3-11-05** Buffalo Bandits veteran forward John Tavares scored his 500th career goal and was just the second ever player to reach the milestone. Tavares netted five goals on the evening and added five assists for ten points in a 23-16 victory over the Minnesota Swarm. After reaching the 500 goals mark, Tavares became the first ever player to reach all three major career milestones - 500 goals, 500 assists, and 1,000 points.
- 3-14-05** The NLL announced an agreement with Bell Express Vu, Canada's

Pro Indoor Lacrosse Timeline

leading direct-to-home satellite television company to broadcast games to out-of-market fans on its pay-per-view channels to regions of Canada that are outside of the regional broadcast territories.

- 3-24-05** Legendary lacrosse superstars and twin brothers Paul and Gary Gait were reunited when Paul ended his retirement signing with the Colorado Mammoth. Paul Gait would join his brother, Mammoth captain Gary, for the remaining four games of the regular season and the team's playoff run. He would make his Mammoth debut on April 1 at Minnesota and then returned to Denver for the team's final regular-season home game on April 2 against the Anaheim Storm at Pepsi Center.
- 3-31-05** Veteran Philadelphia Wings forward and all-time franchise scoring leader Tom "Hollywood" Marechek announced he would retire at the end of the 2005 season after 12 seasons in the league, all with the Wings.
- 4-11-05** The league awarded its 2006 All-Star Game to the Toronto Rock, at the Air Canada Centre on Saturday, February 25th, 2006 and the 2006 All-Star Game logo was unveiled.
- 4-15-05** NLL greats and twin brothers Gary and Paul Gait played their final regular season game in a 13-12 road loss to the Rochester Knighthawks. Gary scored six points (5g, 1a) and Paul scored two points (1g, 1a) in the game.
- 4-15-05** Veteran Philadelphia Wings forward and all-time franchise scoring leader Tom Marechek played his final NLL game in a 14-12 loss to the Minnesota Swarm and had five points (3g, 2a) in the contest. He retired from the NLL after twelve seasons all with the Wings and as the league's third all-time leading scorer with 773 career points, as the league's fourth all-time goal scorer with 399, and as the league's fourth all-time assists leader with 373.
- 4-25-05** The Arizona Sting defeat the Colorado Mammoth 16-13 in the franchise's first ever playoff game. The Sting would go on to advance to their first ever appearance in the Champion's Cup Final against the Toronto Rock. Colorado Mammoth veteran forwards Gary and Paul Gait played their final NLL game in the loss to the Sting. Gary scored five points (1g, 4a) and Paul scored a goal in the loss.
- 5-6-05** The league awards a franchise to the city of Edmonton, Alberta to begin play in the 2006 season. The Edmonton franchise plays its home games at Rexall Place, also the home arena of the Edmonton Oilers of the National Hockey League.
- 5-11-05** The league awards a franchise to the City of Portland, Oregon to begin play in the 2006 season. Portland will play their home games at the Global Spectrum-managed Rose Garden home of the NBA's Trail Blazers.
- 5-12-05** Colin Doyle of the Toronto Rock was name the league's Most Valuable Player for the 2005 season. The award was Doyle's first league MVP award. Doyle led the league in scoring during the regular season with 111 points on 42 goals and 69 assists.
- 5-14-05** The 2005 Edge NLL Championship Game is played in front of an NLL record 19,432 fans at the Air Canada Centre in Toronto and in front of a national

Pro Indoor Lacrosse Timeline

network television audience in the US on NBC and in Canada on the Score. The Toronto Rock defeated the Arizona Sting 19-13 capturing their fifth title in seven seasons. Colin Doyle was named MVP of the game after leading the Rock with five goals and three assists.

- 5-15-05** Legendary coach Les Bartley passes away after an 18 month battle with colon cancer. Bartley served as Head Coach and General Manager of the Toronto Rock between 1999 and 2003. He posted a 51-19 regular season record and 9-1 post-season record in five seasons. He also led the team to a 37-5 regular season home record in the same time. Bartley began his coaching career in 1991 and would go on to lead his teams to eleven Championship games, winning seven League Championships. Four of those seven were with the Rock; back-to-back titles in 1999/2000 and 2002/2003. Prior to coming to Toronto, Bartley coached the Bandits to titles in 1992, 1993 and 1996.
- 5-23-05** The league announces that the 2005 attendance average was 10,400, a 3% increase over 2004's average of 10,088.
- 6-3-05** The NLL announces that the league will consist of eleven teams for the 2006 season. The eleven-team league will include expansion teams in Edmonton, Alberta and Portland, Oregon. The league announces that Anaheim Storm lacrosse club has suspended operations.
- 6-9-05** The expansion Edmonton team announces the team name to be the Edmonton Rush.
- 6-15-05** The league announces the divisional alignments and an expanded Champion's Cup Playoffs format for the 2006 season. The league continues playing with two divisions, the East (Buffalo, Minnesota, Philadelphia, Rochester, Toronto) and West (Arizona, Calgary, Colorado, Edmonton, Portland, San Jose). The divisional alignments were expanded so the top four teams in each division will advance to the playoffs.
- 6-16-05** The league announces the establishment of the National Lacrosse League Hall of Fame. The Hall of Fame opens with five charter members who have made immeasurable contributions to the league and the sport of lacrosse. The five charter members are league founders Russ Cline and Chris Fritz; legendary lacrosse stars Gary Gait and Paul Gait, and the late Les Bartley, the winningest coach in league history.
- 6-21-05** The Colorado Mammoth announce Hall of Fame forward Gary Gait as Head Coach.
- 7-12-05** The expansion Portland team announces the team name to be the Portland LumberJax and unveils the team logo and colors.
- 8-26-05** The expansion Edmonton Rush unveiled it's logo and announced it's team colors to be silver and black.
- 8-29-05** The 2005 NLL Entry Draft is held at Rexall Place in Edmonton, home of the Edmonton Rush. The Portland LumberJax selected Georgetown University graduate Brodie Merrill with the first overall selection.
- 11-14-05** The NLL unveils a special logo commemorating the league's

Pro Indoor Lacrosse Timeline

20th season.

11-15-05 The NLL and Reebok announce a multi-year exclusive partnership in which all NLL players will use Reebok equipment and will be exclusively outfitted in the brand's footwear and apparel. The partnership makes the brand the official equipment, uniform and footwear provider of the league. The agreement makes Reebok the exclusive licensee of official NLL apparel including authentic and replica jerseys, caps, shirts and additional clothing.

12-30-05 The league's 20th season begins as the Colorado Mammoth host the Philadelphia Wings at Pepsi Center in Denver, Colorado. The Wings went on to defeat the Mammoth 13-11 in the contest. The game also marked Hall of Fame player Gary Gait's first game as a coach in the league, serving as Colorado Mammoth Head Coach. Prior to the game, the Mammoth retired Gait's #22 jersey.

—2006—

1-6-06 The Edmonton Rush play their inaugural game and home opener in front of 11,385 fans at Rexall Place in Edmonton, Alberta. The Rush lost 10-9 in overtime to the San Jose Stealth. The game was only the second time in league history that an expansion team forced overtime in their inaugural game.

1-13-06 The Portland LumberJax play their inaugural game on the road against the Arizona Sting. The LumberJax fell 12-7 to the Sting.

1-21-06 The Portland LumberJax win their inaugural home game 12-11 over the Colorado Mammoth at Rose Garden in Portland, Oregon in front of 9,916 fans.

2-5-06 Toronto Rock veteran and team captain Jim "Scoop" Veltman collected his 2,000th loose ball in a 14-10 win over the Calgary Roughnecks. Veltman is the first player in league history to reach the milestone.

2-16-06 The NLL announces it has awarded a franchise to the city of Chicago for the 2007 season. The Chicago team becomes the league's twelfth franchise, and it will play its home games at the Sears Centre, a brand new, state-of-the-art, indoor arena in Hoffman Estates, a northwest suburb of Chicago.

2-18-06 Buffalo Bandits veteran forward John Tavares tied the NLL All-Time Career Points record held by Gary Gait at 1,091 points. Tavares scored the historic point at 8:02 into the third period on an assist to Cory Bomberry in a 14-9 win over the Minnesota Swarm.

2-23-06 The Inaugural Class of the National Lacrosse League Hall of Fame was officially inducted into the Hall of Fame. The ceremony was held in Toronto, Ontario as part of the 2006 Hall of Fame and All-Star Game weekend. League founders Russ Cline and Chris Fritz, legendary players Paul and Gary Gait, and the late Les Bartley, the winningest coach in league history, were all enshrined as the first members of the National Lacrosse League Hall of Fame.

2-24-06 The Toronto Rock host the Philadelphia Wings in the inaugural Hall of Fame Game, a regular season game played in honor of the first class of the NLL Hall of Fame. The Rock defeated the Wings 12-11 in overtime in front of 16,164 fans at Air Canada Centre.

Pro Indoor Lacrosse Timeline

- 2-25-06** The 2006 National Lacrosse League All-Star Game was held at the Air Canada Centre in Toronto, Ontario, home of the Toronto Rock. The West Division (Arizona Sting, Calgary Roughnecks, Colorado Mammoth, Edmonton Rush, Portland LumberJax, San Jose Stealth) defeated the East Division (Buffalo Bandits, Minnesota Swarm, Philadelphia Wings, Rochester Knighthawks, Toronto Rock) by a score of 14-13 in front of 15,924 fans. Calgary Roughnecks forward Lewis Ratcliff scored the game winning goal with 4.4 seconds remaining. Ratcliff was named the Game MVP.
- 3-4-06** Buffalo Bandits veteran forward John Tavares broke the all-time career points record passing Gary Gait (1,091 points). Tavares scored the record breaking 1,092nd point of his career on an assist to Mark Steenhuis at 11:57 into the second quarter against the Minnesota Swarm. Tavares dished a pass to Steenhuis on the power play, and Steenhuis scored a goal past Minnesota Swarm goaltender Matt Disher.
- 4-15-06** The Portland LumberJax defeated the Minnesota Swarm 13-8 to complete an 11-5 regular season record and winning the West Division regular season title. The LumberJax became the first expansion team in league history to win a regular season title.
- 4-28-06** The National Lacrosse League sets a new attendance record as more than 1 million fans attend NLL games during the 2006 season. The NLL reached the milestone for the first time in the league's 20-year existence hitting the one million mark at the West Division final playoff game between the Colorado Mammoth and Arizona Sting at Pepsi Center.
- 5-8-06** Portland LumberJax Managing Partner Angela Batinovich is named the NLL's Executive of the Year for the 2006 season for successfully introducing the sport of professional lacrosse to Portland and the Pacific Northwest. Batinovich, 25, becomes the leagues first female recipient of the award, and the youngest ever recipient of the award.
- 5-11-06** The expansion Chicago franchise announces the team name to be the "Chicago Shamrox" and unveils the team logo and color scheme.
- 5-11-06** Buffalo Bandits goaltender Steve Dietrich wins the NLL's 2006 Jet Blue Most Valuable Player award. Dietrich becomes the first goaltender in league history to win season MVP honors. Dietrich led the Bandits to an 11-5 record and to the top overall seed in the 2006 playoffs.
- 5-13-06** The Colorado Mammoth defeat the Buffalo Bandits 16-9 in front of 16,104 fans at HSBC Arena in Buffalo to secure the first championship Colorado Mammoth history. Mammoth forward Gavin Prout is named game MVP scoring four goals and adding three assists for seven points in the win.
- 5-13-06** The National Lacrosse League finishes it's 20th season by setting an all-time single season attendance mark, reaching a total of 1,037,147 fans for the 2006 season, including 88 regular season games, six playoff games, the 2006 All-Star Game in Toronto, and the 2006 RBK NLL Championship Game presented by Edge Active Care. The league season average attendance was 10,804.
- 6-12-06:** The National Lacrosse League and OLN announce a historic partnership

Pro Indoor Lacrosse Timeline

bringing the NLL to live national television every week throughout the 2007 season. The telecasts will air primarily in primetime on Saturday nights, starting in January and running through mid-April on OLN, which, as of September of 2006 will be known as VERSUS.

- 7-11-06:** The National Lacrosse League announces the awarding of a franchise to New York City for the 2007 season. The official announcement was made during a press conference at East River Park in Manhattan by the honorable Michael Bloomberg, Mayor of New York City and National Lacrosse League Commissioner Jim Jennings. The New York team becomes the league's thirteenth franchise and will play its games at Madison Square Garden.
- 7-18-06:** The NLL awards the 2007 All-Star Game to the Portland LumberJax, who will host the contest at Rose Garden on Saturday, March 10th at 10PM Eastern/7 PM Pacific. The announcement was made at Portland City Hall, by NLL Commissioner Jim Jennings, LumberJax Managing Partner Angela Batinovich and Portland Mayor Tom Potter. The league also announced a live national telecast of the 2007 All-Star Game on OLN, which will be changing its name to Versus in September 2006. Versus will telecast NLL games weekly throughout the league's 2007 regular season.
- 9-13-06:** The expansion New York franchise announces the team name to be the "New York Titans". The team also unveiled its logo, website and inaugural season schedule. The team will play four home games at Madison Square Garden and four home games at Nassau Coliseum.
- 9-13-06:** The 2006 NLL Entry Draft is held at the Theater Lobby at Madison Square Garden in New York City. Ryan Benesch is taken with the first overall selection by the San Jose Stealth.
- 2007—
- 1-6-07:** The expansion Chicago Shamrox and expansion New York Titans each play their inaugural game as the Shamrox hosted the Titans at Sears Centre in Illinois. Chicago defeated New York 15-12.
- 1-20-07:** The expansion New York Titans play their home opener at Madison Square Garden in the first ever professional lacrosse game at the World's Most Famous Arena. The Titans defeated the expansion Chicago Shamrox 11-9 in front of 13,127 fans.
- 1-27-07:** Rochester Knighthawks veteran forward John Grant sets an NLL single game points record. Grant broke out with 15 points on nine goals and six assists in Rochester's 22-18 win over the New York Titans.
- 2-1-07:** The NLL & SIRIUS Satellite Radio sign a multi-year broadcasting agreement that makes SIRIUS the exclusive Official Satellite Radio Partner of the NLL. SIRIUS also debuted a weekly one-hour show later in the 2007 season featuring highlights, news and analysis.
- 2-16-07:** The NLL inducts the second class into the National Lacrosse League Hall of Fame at a ceremony at the Racquet Club in Philadelphia. Darris Kilgour (Buffalo Bandits), Tom Marechek (Philadelphia Wings) and Mike French (Philadelphia

Pro Indoor Lacrosse Timeline

Wings) are officially inducted into the hall. Tom Borrelli (Buffalo News) was officially recognized by the Hall of Fame, becoming the first member of the National Lacrosse League media to be recognized with the honor.

2-17-07: The Buffalo Bandits defeat the Philadelphia Wings 12-8 at Wachovia Center in Philadelphia in the second ever National Lacrosse League Hall of Fame Game.

3-10-07: The Eastern Division defeats the Western Division 20-16 in front of 12,856 fans at Rose Garden in Portland, Oregon, home of the Portland LumberJax, in the 2007 National Lacrosse League All-Star Game. Buffalo Bandits forward Mark Steenhuis was named the game's Most Valuable Player, becoming the first player in NLL history to win two All-Star Game MVP honors. Steenhuis also won the award in 2004.

3-12-07: The National Lacrosse League awards its 2008 All-Star Game to the Edmonton Rush, who will host the contest at Rexall Place on Sunday, March 16, 2008.

3-31-07: The NLL reaches a milestone as the league plays its 1,000th regular season game. The Minnesota Swarm hosted the Colorado Mammoth at Xcel Energy Center in Minneapolis/St Paul in the historic game. The Mammoth beat the Swarm 11-9.

5-9-07: The league announced it has awarded a franchise to the city of Boston. The Boston team becomes the league's fourteenth franchise, and will play its home games at TD Banknorth Garden, the home arena of the NHL's Boston Bruins and the NBA's Boston Celtics. The team also announced that former Philadelphia Wings player Tom Ryan will be Head Coach. The expansion Boston team will begin play in January of 2009.

5-12-07: The Rochester Knighthawks defeated the Arizona Sting, 13-11, in the 2007 NLL Championship presented by Edge Active Care at Jobing.com Arena. John Grant was named Championship Game MVP with a three goal, five assist performance. The victory marks the first time Rochester has won the title since 1997.

5-12-07: The Rochester Knighthawks defeated the Arizona Sting, 13-11, in the 2007 NLL Championship presented by Edge Active Care at Jobing.com Arena. John Grant was named Championship Game MVP with a three goal, five assist performance. The victory marks the first time Rochester has won the title since 1997.

9-01-07: The 2007 NLL Entry Draft is held at Pepsi Center in Denver. Jordan Hall is selected first overall by the New York Titans.

10-05-07: The league's new Boston team which will begin play in 2009 unveils their name -- the Blazers -- and logo at a press conference at TD Banknorth Garden.

10-25-07: The NLL reaches a new seven-year agreement with the players' union.

All-Time Player Register

This list represents anyone (non-goaltender) who played in at least one game from 1987 to present.

TEAM ABBREVIATIONS

Alb – Albany Attack (2000-2003)
 Anh – Anahiem Storm (2003-2005)
 Arz – Arizona Sting (2003-Present)
 Bal – Baltimore Thunder (1987-1999)
 Bos – Boston Blazers (1992-1997)
 Buf – Buffalo Bandits (1992-Present)
 Cgy – Calgary Roughnecks (2002-Present)
 Cha – Charlotte Cobras (1996)
 Chi - Chicago Shamrox (2007-Present)
 Col – Colorado Mammoth (2003-Present)
 Cbs – Columbus Landsharks (2001-2003)
 Det – Detroit Turbos (1989-1994)
 Edm – Edmonton Rush (2006-Present)
 Min – Minnesota Swarm (2005-Present)
 Mtl – Montreal Express (2002)
 NE – New England Blazers (1989-1991)
 NJSa – New Jersey Saints (1987-1988)
 NJSt – New Jersey Storm (2002-2003)
 NY – New York Saints (1989-2003)
 NYT - New York Titans (2007 - Present)
 Ont – Ontario Raiders (1998)
 Ott – Ottawa Rebel (2001-2003)
 Phi – Philadelphia Wings (1987-Present)
 PitB – Pittsburgh Bulls (1990-1993)
 PitC – Pittsburgh Crossfire (2000)
 Por - Portland LumberJax (2006-Present)
 Roc – Rochester Knighthawks (1995-Present)
 SJ – San Jose Stealth (2003-Present)
 Syr – Syracuse Smash (1998-2000)
 Tor – Toronto Rock (1999-Present)
 Van – Vancouver Ravens (2002-2004)
 WashW – Washington Wave (1987-1989)
 WashP – Washington Power (2001-2002)

FORWARDS, DEFENSEMAN & TRANSITION PLAYERS

<u>Name</u>	<u>Team(s)</u>	<u>Season(s)</u>
A		
Abrams, Marshall	Cbs, Roc	2001, 2002, 2003, 2004, 2005, 2006, 2007
Accursi, Mike	Ont, Syr, Buf, Roc	1998, 1999, 2000, 2001, 2002, 2003, 2004, 2005, 2006, 2007
Aird, Stu	Buf	1993, 1994, 1995
Aitken, Zac	Mtl	2002
Aldrich, Tom	Det	1989
Aldridge, Bart	Bal	1990, 1991
Alexander, Bruce	Syr, Ott, Cgy, Mtl, Van, Por	1999, 2000, 2001, 2002, 2003, 2004, 2006, 2007
Alexander, Kevin	Buf	1992, 1993
Alexander, Matt	NY	2002
Allen, Mac	Edm	2007
Alrich, Matt	SJ, NYT	2005, 2006, 2007
Alvino, Rob	Det	1989, 1990
Anderson, Kevin	Cha	1996
Anderson, Scott	Cgy	2007
Angotti, Vince	Bal	1991, 1992, 1993, 1994, 1995
Ansley, Luke	Van	2002, 2003, 2004
Arbuckle, Kyle	Syr, Cbs	2000, 2001, 2002, 2003

All-Time Player Register

This list represents anyone (non-goaltender) who played in at least one game from 1987 to present.

FORWARDS, DEFENSEMAN & TRANSITION PLAYERS

<u>Name</u>	<u>Team(s)</u>	<u>Season(s)</u>
Archer, Jamie	Syr	1998, 1999
Ash, Jim	Det	1989
B		
Baker, Yul	Roc	1997
Barnes, Brian	Det	1989, 1990
Barnes, Clayton	Ott, NJSt.	2002
Barret, Bryan	Phi, NYT	2002, 2003, 2004, 2005, 2006, 2007
Barthelme, Niel	WashW	1987
Bateman, Ryder	Min, Por	2005, 2006, 2007
Bates, Chris	Phi, Cha	1992, 1993, 1994, 1995, 1996, 1997, 1998, 1999
Batley, Jamie	Buf, Syr, PitC	1995, 1998, 1999, 2000
Battista, Mike	NY	2001
Beardmore, Steve	WashW, Bal	1989, 1991
Beardsley, Ric	NY	1996
Becker, Gary	WashW, PitB	1988, 1989, 1990
Beernink, Carl	PitB	1993
Beirnes, Kasey	Cbs, Arz, Min	2002, 2003, 2004, 2005, 2006, 2007
Beisel, Brian	Ont, Tor, Alb, SJ, Tor, Arz	1998, 1999, 2000, 2001, 2002, 2003, 2004, 2005, 2006, 2007
Bendig, Bryan	Cbs, Mtl, NJSt, NY, Min	2001, 2002, 2003, 2005
Benedict, Mike	Roc, Syr, Buf, NY, Cbs, Ott, NJSt	1995, 1996, 1997, 1998, 1999, 2000, 2001, 2002, 2003
Benedict, Owen	Syr	1998, 1999, 2000
Benesch, Ryan	Tor	2007
Bergan, Bill	NE	1989
Bergey, Jake	Phi	1998, 1999, 2000, 2001, 2002, 2004, 2005, 2006, 2007
Bergman, Cam	Ana, Edm	2004, 2005, 2006, 2007
Berry, Art	PitB	1990
Berthiaume, D'Arcy	PitC, Cgy, Mtl, Van, Min	2000, 2002, 2004, 2005, 2006
Biers, Andrew	SJ, Cgy, Min	2004, 2005, 2006, 2007
Biesel, Brian	Alb	2003
Bissell, Jim	Buf	1992, 1993
Black, Josh	Ott, NY	2001, 2002, 2003
Blackwell, Warren	Syr	1998
Blanchard, Charlie	NE, Bos	1990, 1991, 1992, 1993, 1994, 1995, 1996, 1997
Blanding, Jim	Bal, Roc	1993, 1995, 1996
Blatchley, John	PitB, Phi, Bal	1993, 1994, 1995
Blohm, Gary	NJ, NY	1988, 1989
Bloom, Jason	Col	2007
Bomberry, Cam	Roc, Buf, NJSt	1996, 1997, 1998, 1999, 2002, 2003
Bomberry, Cory	Roc, Arz, Buf	1997, 1998, 1999, 2000, 2001, 2002, 2003, 2004, 2005, 2006, 2007
Bomberry, Tim	Buf, NJSt	1999, 2003
Bonaventura, M.	NJSa	1988
Bontaites, Matt	SJ	2004
Bonterre, Troy	NJSt, Cbs, Arz, Buf	2002, 2003, 2004, 2005, 2006, 2007
Boote, John	Bal	1990, 1991
Booth, Tim	SJ	2007
Borges, Don	NJSa, NY	1988, 1989, 1990, 1991, 1992, 1993, 1996

All-Time Player Register

This list represents anyone (non-goaltender) who played in at least one game from 1987 to present.

FORWARDS, DEFENSEMAN & TRANSITION PLAYERS

<u>Name</u>	<u>Team(s)</u>	<u>Season(s)</u>
Boucher, Toby	NE, Bos	1990, 1991, 1992, 1993, 1994
Bovich, Jim	NJSa, NY	1987, 1988, 1989, 1990, 1991, 1992
Bowen, Jamey	Van, Edm	2002, 2006, 2007
Boyle, Brock	Alb, Min	2003, 2005, 2006, 2007
Boyle, Ryan	SJ, NYT	2005, 2006, 2007
Bozel, Jeff	Phi	1988
Bracken, Mike	WashW	1987
Brannigan, Mark	Bal	1990
Bremner, Dave	Cgy	2002
Britton, Dan	Bal	1990, 1991, 1992, 1993
Brock, Joe	NY	1999, 2002
Brock, Paul	Det	1991, 1992
Brothers, Jon	Bal, WashP, NY	1998, 2001, 2002, 2003
Brown, David	Roc	2007
Brown, Matt	Arz	2006, 2007
Brunsch, Kevin	Buf, Van	2000, 2002, 2003
Bryde, Kris	Ott, NY	2001, 2002, 2003
Bryde, Jayme	Cgy, Min	2002, 2005
Bysouth, Adam	Cgy, Por	2003, 2006, 2007
Brzeski, Richard	Phi, NYT	2002, 2003, 2004, 2005, 2006, 2007
Bucktooth, Brett	Buf	2007
Buczek, Jim	PitB	1993
Bulkley, Scott	Cha	1996
Bullen, Terry	Det, Ont, Tor	1993, 1994, 1998, 1999, 2000, 2001
Burke, Mike	Bal	1988
Burke, Wayne	Cbs, Tor	2001, 2002, 2003
Burke, Tim	Roc	2002, 2003
Burkholder, Andrew	Phi, Roc, Col, SJ	2005, 2006, 2007
Burnam, Mark	NJSa, Buf, Roc, Syr	1987, 1992, 1993, 1995, 1998
Burnett, Mike	Bal	1987
Burt, Tom	Phi	1991, 1992, 1996
Burke, Zack	Phi	2003, 2007
Busza, Michael	Phi	1998, 1999, 2000, 2001
Byrd, Bryan	Bal	1988
Byrne, Gerry	NY, Roc	1992, 1997
Byrne, Lloyd	NE	1989, 1990, 1991
Bysouth, Adam	Cgy, Ana	2002, 2003, 2005

C

Cable, Shawn	Cgy, Col, Ana, Por	2002, 2003, 2004, 2005, 2006, 2007
Cacciato, Mat	Det	1989
Caines, Aime	Cbs, Mtl, Buf	2001, 2002, 2003, 2004, 2005
Callan, Bill	Det, Buf	1993, 1997
Cameron, Chris	NE, Bos	1991, 1992, 1993, 1994
Campbell, Pat	Roc	2003
Campbell, Ryan	NY, Cgy	2001, 2002
Campbell, Scott	Min, Tor	2005, 2006, 2007
Canby, Todd	Bal	1989, 1990, 1991, 1992, 1993
Candy, Drew	Tor, Phi, Buf, Chi	2002, 2003, 2004, 2005, 2007

All-Time Player Register

This list represents anyone (non-goaltender) who played in at least one game from 1987 to present.

FORWARDS, DEFENSEMAN & TRANSITION PLAYERS

<u>Name</u>	<u>Team(s)</u>	<u>Season(s)</u>
Cantabene, Paul	Bal, PitC, WashP, Phi	1994, 1995, 1996, 1997, 1998, 1999, 2000, 2001, 2002, 2003, 2004
Capicchioni, Ginny	NJSt	2003
Carey, Dan	Col	2006, 2007
Carlsen, Eric	Roc	2001
Carlson, Chip	WashW,	1987
Carlson, Nick	NY, Col	2003, 2004, 2005, 2006, 2007
Carmean, Tom	NE, Bos, NY, Roc	1990, 1991, 1992, 1993, 1994, 1995, 1996, 1997, 1998, 1999
Carlson, Nick	NY	2003
Carr, Kelly	NE, Bos	1989, 1990, 1991, 1996
Carroll, Matt	Tor	2007
Carruthers, Scott	Phi	1988, 1989
Castle, James	Phi	1987
Cataldo, Walt	NE, Bos	1989, 1990, 1991, 1992, 1993, 1995
Catton, Rich	Buf, Van, Cgy, Col	2000, 2001, 2002, 2003, 2004, 2005, 2006, 2007
Caughey, Dan	PitB,	1992
Cecconi, Dean	Det, Buf, Roc, Cbs	1993, 1994, 1995, 1996, 1997, 1998, 1999, 2001
Cercy, Chris	SJ	2004
Cerino, Tom	Cha	1996
Chanenchuck, Bruce	NE, Bos	1989, 1990, 1991, 1992, 1993, 1994, 1995, 1996
Chapman, Sandy	Tor, Roc	2002, 2003, 2004, 2005, 2006, 2007
Chase, Brook	PitB	1991
Chemotti, Dan	NJSt	2003
Cheyne, Jeremy	Cgy	2006
Christ, Dan	Det	1989
Christman, John	Phi	2006, 2007
Church, Barret	Cbs	2002, 2003
Ciccarone, Henry	Phi	1987
Clark, Chris	Buf	1998, 1999
Clark, Glenn	Ont, Tor, Phi	1998, 1999, 2000, 2001, 2002, 2003, 2004, 2005, 2006
Clark, Jason	Phi, Buf, NY, Ott, Arz,Edm, Chi	2000, 2001, 2002, 2003, 2004, 2005, 2006, 2007
Clark, Rufus	NE	1989, 1990, 1991
Clash, Ramar	NY	2002, 2003
Clements, Greg	Bos, Roc	1993, 1994, 1995
Clune, Matt	Bal, PitC	1999, 2000
Cochrane, Mark	Buf, Alb, Arz	1994, 1995, 1996, 2002, 2003, 2004, 2005, 2006
Codd, Bruce	Alb, Cbs, Mtl, Ott, Arz	2000, 2001, 2002, 2003, 2004, 2005, 2006, 2007
Codignotto, Rob	NY	1991, 1992, 1993, 1994
Coffman, Josh	Alb	2003
Colbeck, Chris	PitB	1992
Cole, Bryan	Col, Phi	2003, 2005
Collins, Jude B.	Bal, Van	1998, 2004
Collins, Pat	Ott	2001
Colsey, Roy	Roc, NY, Buf, NJSt, Ana, NYT	1996, 1997, 1998, 1999, 2000, 2001, 2002, 2003, 2004, 2007
Colt, Rutger	Bal	1988, 1989,
Colville, Rob	Cgy	2002
Conley, John	Phi, Bal	1987, 1988, 1989, 1990, 1991, 1992, 1993, 1994, 1997
Conn, Craig	Van, Min, Arz	2004, 2005, 2006, 2007

All-Time Player Register

This list represents anyone (non-goaltender) who played in at least one game from 1987 to present.

FORWARDS, DEFENSEMAN & TRANSITION PLAYERS

<u>Name</u>	<u>Team(s)</u>	<u>Season(s)</u>
Conner, Casey	WashP	2001, 2002
Conway, Tim	PitB	1990, 1991
Cook, Bob	NJSa, NY	1987, 1990, 1991, 1992
Cook, Ed	NY	1990, 1991
Cook, Kevin	NJSa, NY	1987, 1988, 1989
Cook, Sam	Ott	2002
Cordingley, Troy	Buf, Alb, Roc	1993, 1994, 1995, 1996, 1997, 1998, 1999, 2000, 2001
Cornfield, Jordan	Edm, Col	2006, 2007
Corrigan, G.T.	Phi	1988
Cote, Chris	Cha	1996
Cougevan, Pat	Roc	1996, 1998, 2000, 2002, 2003, 2004, 2005, 2006, 2007
Couling, Kyle	Buf	2000, 2001, 2002, 2003, 2004, 2005, 2006, 2007
Cougle, Mike	Bal	1988
Cousins, Ryan	Cbs, Arz, Min	2002, 2003, 2004, 2005, 2006, 2007
Cox, Kevin	Buf, Roc	1997, 1998
Coyle, Pat	Det, Ont, Tor, Col	1994, 1998, 1999, 2000, 2001, 2002, 2003, 2004, 2005, 2006, 2007
Cozzi, Ray	NE	1989, 1990
Crashley, Ian	Por	2007
Crawford, Callum	Cgy, SJ	2006, 2007
Crawford, Pete	Det	1989
Cromwell, Keith	Phi	2002, 2003, 2004, 2005, 2006, 2007
Cronin, Jed	Bos	1994, 1995, 1996, 1997
Crosbie, Jason	Roc, Mtl, Buf, Arz, Buf	2000, 2001, 2002, 2003, 2004, 2005, 2006, 2007
Croswell, Brian	Tor, Roc	2004, 2005, 2006, 2007
Crotty, Stewart	Bal	1996
Crowley, Matt	NJSa, NY	1988, 1989, 1990, 1991, 1992
Crowley, Stephen	NJSa	1987
Culp, Chad	NY, Arz, Min	2003, 2004, 2005, 2006, 2007
Cummings, Bob	NY	1990, 1991, 1992, 1993, 1994
Cummings, Mike	NY	1991, 1992, 1993, 1994
Curry, Todd	WashW, Phi, Bal	1989, 1990, 1991, 1992, 1993, 1994, 1995, 1996, 1997

D

Dairon, Brad	Tor, NY, SJ, Edm	1999, 2000, 2001, 2002, 2005, 2006
Daly, Randy	Van, Col, Edm	2004, 2005, 2006, 2007
Dance, Kevin	Det, Roc, NJSt	1994, 1998, 1999, 2002
Danko, Paul	Phi	1987, 1988
Darcangelo, Jim	Bal	1987, 1989
Darcangelo, Mark	Bal	1987
Davidson, Scott	Col	2007
Davis, Damien	Ana, Por, Phi	2004, 2005, 2006, 2007
Davis, Ronnie	Syr	1998
Davy, Brett	Phi	1990
Dawson, Dan	Cbs, Arz	2002, 2003, 2004, 2005, 2006, 2007
Day, Brennan	SJ	2004
Day, Paul	Buf	1992
Decarlo, Jim	WashW	1987
Decicco, Andy	Phi, NY	1991, 1993
Decicco, Mark	Phi	1987, 1988, 1989, 1990, 1991

All-Time Player Register

This list represents anyone (non-goaltender) who played in at least one game from 1987 to present.

FORWARDS, DEFENSEMAN & TRANSITION PLAYERS

<u>Name</u>	<u>Team(s)</u>	<u>Season(s)</u>
Delaney, Jim	Bal	1989
Delligatti, Lou	Bal, Phi, PitB	1987, 1988, 1989, 1990, 1991, 1992, 1993
Deniken, Paul	Phi	1991, 1992, 1993, 1994, 1995, 1996, 1997, 1998
Dennett, Terry	Cgy	2003
Dent, Chris	Phi	1989
Derks, Jonas	Bal, NY, Buf, Arz, Chi	1998, 2000, 2001, 2002, 2003, 2004, 2005, 2006, 2007
Desimone, Mike	NY	1996
Desko, Dave	NE	1989, 1990, 1991
Desormeaux, Rob	Cgy	2002, 2003
Dickie, JJ	Arz, Tor	2004, 2005, 2006
Dirrigl, Bill	Phi, Bal	1989, 1990, 1992, 1994
Ditzell, Scott	Roc	2006, 2007
Dixon, David	Det	1989
Dixon, Lindsay	PitB, Bal	1993, 1994, 1995, 1996
Doddridge, Neil	Det, Bos, Buf, Syr, Pit C, WashP, Cgy, Min	1991, 1992, 1993, 1994, 1996, 1997, 1998, 1999, 2000, 2001, 2002, 2003, 2004, 2005
Dollar, Chris	Bal	1991
Donahue, Patrick	Syr	1998, 1999
Donnellan, Thomas	Bos	1995, 1996, 1997
Donnelly, Dan	NY	1993, 1994
Donnelly, Jon	Ott	2002
Donovan, Dave	Bos	1993, 1994, 1995, 1996, 1997
Donovan, Hugh	Bal, PitC, WashP, Col, Phi	1999, 2000, 2001, 2002, 2003, 2004
Dostie, Kevin	Ott, Cgy, Buf	2003, 2004, 2005, 2006, 2007
Dowling, Ted	Det, Bos, Buf, Roc, Alb, Mtl, Col, Cgy, SJ, Por	1993, 1994, 1995, 1996, 1997, 1998, 1999, 2000, 2001, 2002, 2003, 2004, 2005, 2006
Doyle, Colin	Ont, Tor, SJ	1998, 1999, 2000, 2001, 2002, 2003, 2004, 2005, 2006, 2007
Driscoll, Chris	Det, Roc, Buf, NY, Tor	1993, 1994, 1995, 1996, 1997, 1998, 1999, 2000, 2001, 2002, 2003, 2004, 2005, 2006, 2007
Driscoll, DJ	Por	2007
Driscoll, John	NJSa, NY	1987, 1988, 1989, 1990, 1991
Drumm, Harold	NY	2001
Dubrick, Jamie	Alb	2001
Dudun, Andy	Buf	2001
Dumpson, Rodney	NY	1992, 1993
Dupont, Kyle	Chi	2007
Durkee, Kyle	Cha	1996
Dutton, Pat	Roc	2005, 2006, 2007
Dwan, Matt	Phi	1996
Dwane, Matt	Van, Ana, Por	2002, 2003, 2004, 2005, 2006
Dyson, Dave	Bos	1993
E		
Edell, Bill	Bos, Syr	1994, 1995, 1996, 1997, 2000
Edmands, Gary	Buf	1996
Elder, Paul	Det	1990
Emmick, Tom	Buf, Roc	1992, 1993, 1995, 1996, 1997, 1998
Enea, Mario	Cha	1996
Engelke, Norm	NJSa, NY	1987, 1988, 1989, 1990
Engelke, Tom	NY	1989, 1990

All-Time Player Register

This list represents anyone (non-goaltender) who played in at least one game from 1987 to present.

FORWARDS, DEFENSEMAN & TRANSITION PLAYERS

<u>Name</u>	<u>Team(s)</u>	<u>Season(s)</u>
Ernst, Randy	PitB	1992
Esposito, Todd	NY	1990, 1991
Ethington, Tom	Col	2003, 2005, 2006, 2007
Evander, Scott	WashW, PitB	1988, 1989
Evans, Dave	Bal	1997, 1999
Evans, Scott	Roc	2004, 2005, 2006, 2007
Evans, Shawn	Roc	2006, 2007
Evans, Stephen	Ott, Ana, Tor	2001, 2002, 2003, 2004, 2006
F		
Fannell, Steve	Buf, Alb, Ott	1996, 1997, 1998, 1999, 2000, 2001, 2002, 2003
Fasanaro, Ken	Cha	1996
Fay, Ed	Syr, Ott	1998, 1999, 2000, 2001
Fay, John	Bal, NE,	1987, 1988, 1989, 1990
Fay, John	Bal, Ott	1999, 2000, 2001
Fay, Steve	NE	1989, 1990, 1991
Felt, Bob	Bos	1995, 1996
Fiat, Kyle	Phi	2007
Fietta, Mark	Roc	1996, 1997
Fines, Kevin	SJ	2005, 2006, 2007
Finck, Dan	Ph, Edmi	2005, 2006, 2007
Finneran, Kevin	NE, Det, Phi, Tor	1991, 1992, 1993, 1994, 1995, 1996, 1997, 1998, 1999, 2000, 2001, 2002, 2003
Finstad, Joe	Ott, NJSt	2001, 2002
Fisher, Bob	Roc, Buf	1998, 1999
Floris, Greg	Cbs, Van, Buf	2002, 2004, 2005
Floyd Jr., Thomas	Ott	2001
Flynn, Chris	Phi	1990, 1991, 1992, 1993, 1994, 1995, 1996, 1997, 1998, 1999
Forbes, Scott	Mtl, Cgy	2002, 2003, 2004
Ford, Mac	Bal	1987
Forget, Luke	Tor, Por	2005, 2006, 2007
Forrester, Kevin	WashW, PitB	1987, 1988, 1989, 1990, 1991
Foster, Greg	NY	2003
Francey, Tyler	Cbs, Arz, Buf, Cgy, NYT	2003, 2004, 2005, 2006, 2007
Francis, Todd	NE, Bos	1989, 1990, 1991, 1992, 1993, 1994, 1995, 1996, 1997
Franco, Steve	Cha	1996
Fraser, Bill	Cha	1996
Fraser, Randy	NE, Bos, NY, Buf	1991, 1992, 1993, 1994, 1995, 1996, 1997, 1998, 1999, 2002, 2003, 2004
Freid, Gregg	NJSa	1987
French, Mike	Phi	1987
French, Paul	Phi	1987, 1988, 1989
Frick, Tony	SJ	2006
Fridge, Daren	Bos	1996
Fried, Ricky	Phi, Bal	1989, 1990, 1991, 1992, 1993, 1994, 1997
Fritz, Jeff	NJSa	1987
Frizzel, Scott	NY, Cgy	2001, 2002
Fry, Tim	SJ	2004
Frye, Mark	NY, Phi	2000, 2001, 2002, 2003, 2004, 2005

All-Time Player Register

This list represents anyone (non-goaltender) who played in at least one game from 1987 to present.

FORWARDS, DEFENSEMAN & TRANSITION PLAYERS

<u>Name</u>	<u>Team(s)</u>	<u>Season(s)</u>
Fulks, Kip	Bal, PitC, WashP	1996, 1997, 1998, 1999, 2000, 2001, 2002
G		
Gabrielsen, Scott	Phi	1989, 1990, 1991, 1992, 1993, 1994, 1995, 1996, 1997, 1998
Gagliardi, John	NY, Phi	1998, 1999, 2000, 2001
Gagnon, Tom	NE, Bos	1990, 1991, 1992
Gait, Gary	Det, Phi, Bal, PitC, WashP, Col	1991, 1992, 1993, 1994, 1995, 1996, 1997, 1998, 1999, 2000, 2001, 2002, 2003, 2004, 2005
Gait, Paul	Det, Phi, Roc, Syr, PitC, WashP, Col	1991, 1992, 1993, 1994, 1995, 1996, 1997, 1998, 1999, 2000, 2001, 2002, 2005
Gajic, Nenad	Col	2007
Galbraith, Keevin	Phi, NYT	2004, 2005, 2007
Gallagher, Ryan	Chi	2007
Gallant, John	WashP, Col	2002, 2003, 2004, 2005, 2006, 2007
Gbadebo, Kitan	SJ	2004
Geblein, Wayne	WashW, PitB	1989, 1990, 1991
Gelsvik, Craig	Tor, Ott, Buf, Cgy	2001, 2002, 2003, 2004, 2005, 2006, 2007
General, Miles	Buf	1993
Gervais, Eric	Bal, PitC	1999, 2000
Ghedina, Joe	NY, Ana, NYT	2001, 2002, 2003, 2004, 2007
Giblin, Donald	Bal, PitB	1990, 1991, 1992
Gibson, Darryl	Alb, Tor, Arz, SJ, Min, Chi	2000, 2001, 2002, 2003, 2004, 2005, 2006, 2007
Gilbert, Luke	SJ	2005
Giles, Matt	Tor, Alb, Cbs, Mtl, Ott, Roc, Edm, Chi	1999, 2000, 2001, 2002, 2003, 2004, 2005, 2006, 2007
Gilhuley, Steve	NY	1995
Gill, Chris	Bal, Ont/Tor, Van, Cgy, Col, Edm	1996, 1998, 1999, 2000, 2001, 2002, 2003, 2004, 2005, 2006, 2007
Gill, Spencer	Cha	1996
Gillespie, Travis	Cbs, Arz, Cgy	2003, 2004, 2005, 2006
Glaves, Rory	Ana, Edm	2005, 2006, 2007
Glen, Andy	Col	2006
Gloekner, Steve	Cbs	2002
Glover, Steve	NE	1989
Goers, Mark	Cbs	2001
Gold, Joe	WashW, PitB	1987, 1988, 1989, 1990, 1991
Gold, Mark	WashW, PitB, NE, Bos, Phi	1987, 1988, 1989, 1990, 1991, 1992, 1993, 1994
Goldberg, Jeff	NJSa, NY, Det	1987, 1988, 1989, 1990, 1991
Goldstein, Dennis	Bos	1994
Gonsouland, Keith	PitC	2000
Gordon, Rich	Det	1989, 1990
Goss, Gregg	WashW	1987
Goundrey, Kyle	Bal, Van, Cgy	1997, 2002, 2003, 2004, 2005, 2006, 2007
Govett, Steve	Phi	1994, 1995, 1996, 1997, 1998
Gower, John	NE	1989, 1990, 1991
Graham, Derek	Det, Buf, Syr, WashP, NJSt	1993, 1994, 1998, 1999, 2001, 2002
Graham, J.J.	Syr	1999
Graham, Rory	Tor, Cbs, Ott, Col	1999, 2000, 2001, 2002, 2003, 2004
Grant, John	Phi	1987
Grant Jr., John	Roc	2000, 2001, 2002, 2003, 2004, 2005, 2006, 2007

All-Time Player Register

This list represents anyone (non-goaltender) who played in at least one game from 1987 to present.

FORWARDS, DEFENSEMAN & TRANSITION PLAYERS

<u>Name</u>	<u>Team(s)</u>	<u>Season(s)</u>
Gravante, Tom	Bal	1994
Gray, Ryan	Mtl	2002
Green, Matt	WashP, Cgy	2001, 2002, 2003, 2004, 2006
Green, Wes	SJ	2007
Greenhalgh, Sean	Phi	2006, 2007
Greer, Bill	Cbs, Arz, Ana, Roc	2002, 2003, 2004, 2005, 2006, 2007
Griebe, Bob	Bal	1987
Grimes, Mike	Arz	2007
Grimoldby, Jamie	Alb	2002, 2003
Grieves, Dick	Phi	1988
Grombola, Tim	Det	1989, 1990, 1991
Growney, Scott	Phi	1987
Guglielmo, Rocco	NJSa	1987
Guindon, Andrew	Ott, Phi, Arz, SJ	2002, 2003, 2004, 2005, 2006, 2007
Guindon, Jordan	NJSt, Phi	2002, 2005
Gunkle, Chris	Bal	1991
Gunning, Greg	Bal	1991
Gut, Peter	Edm	2006
Guze, Ray	Buf, Min, Por	2003, 2005, 2006, 207
H		
Haas, Fred	Bal	1992, 1993, 1997
Hackel, Jamie	Buf, Van	2001, 2002, 2003, 2004
Haggerty, Mike	NE	1989
Hahn, Mark	Bal, Phi	1987, 1988, 1989, 1990, 1991, 1992, 1993
Hajek, Tom	Phi	2004, 2005, 2006, 2007
Hall, Brian	Buf	1992, 1993, 1994, 1995, 1996, 1997
Hall, Kelly	SJ, Min, Por	2004, 2005, 2006, 2007
Halls, Darren	Arz, SJ	2005, 2006, 2007
Halladay, Del	Syr, Ott, WasP, Col, Por	1998, 1999, 2000, 2001, 2002, 2003, 2004, 2005, 2006, 2007
Hallman, Corey	Det	1993
Hamilton, Grant	Van, Cgy	2002, 2003, 2004, 2006
Hamilton, John	Det	1992
Hamlin, Kevin	Det	1989, 1990
Hamley, Bob	Buf	1992, 1993, 1994, 1995
Hanford, Jamie	Phi, NJSt, Col	1999, 2000, 2001, 2002, 2003, 2004, 2005, 2006, 2007
Hanley, Greg	WashW	1988
Hanley, Pat	Phi, WashW, PitB	1987, 1988, 1989, 1990, 1991
Hansen, Mike	Phi, Roc	2001, 2003
Hanson, Jeff	Van	2002, 2003
Hanson, Kevin	Van	2002
Harasym, Jon	Cbs, Roc, Min, Buf, Chi	2003, 2004, 2005, 2006, 2007
Hardill, Jeff	Buf	1994
Harris, Jeff	Phi	1987
Harrison, Blaine	Det	1990
Harrison, Dean	Ont, Tor, Mtl, NY	1998, 1999, 2000, 2001, 2002, 2003
Harrison, Sandy	PitB	1991, 1992
Harrison, Scott	Cha	1996
Harrison, William	WashW	1989

All-Time Player Register

This list represents anyone (non-goaltender) who played in at least one game from 1987 to present.

FORWARDS, DEFENSEMAN & TRANSITION PLAYERS

<u>Name</u>	<u>Team(s)</u>	<u>Season(s)</u>
Hasen, Mike	Buf, Roc	1996, 1997, 1998, 1999, 2000, 2001, 2002, 2003, 2004, 2005, 2006, 2007
Haugen, A.J.	NY	2001, 2002
Hawke, Tom	Roc	1995
Hawksbee, Ian	SJ	2006, 2007
Hayes, Rex	Bal	1990
Heard, Russ	Cha, Ont, Tor	1996, 1998, 1999, 2000
Heavenor, Nolan	Min, Cgy	2006, 2007
Heavenor, Tyler	Edm, Por	2006, 2007
Heffner, Zach	Chi	2007
Heil, John	Bal, NY	1991, 1992, 1993
Henderson, Mike	Ott	2003
Henderson, Tony	Syr, Phi, Arz, Min, Buf	1998, 2002, 2003, 2004, 2005, 2006, 2007
Henhawk, Jason	Buf, Cbs, Mtl, Alb, Tor	1998, 2001, 2002, 2003, 2006
Henhawk, Rob	Ott	2001
Henry, Bob	Buf	1998, 1999, 2002
Henry, Donald	Buf	1997
Henry, Robert	Buf	1993, 1995, 1996, 1997
Hess, Jon	NY	1999, 2000
Hewak, Stefan	Ott	2001
Hill, Clay	Buf	2005, 2006, 2007
Hill, Dean	Min	2006, 2007
Hill, Doug	Ott	2001, 2002
Hill, George	NE	1989
Hill, Travis	Min	2005, 2006, 2007
Hillier, Darren	Cgy, Edm	2002, 2006, 2007
Hiller, Scott	NE, Bos	1991, 1992, 1993, 1994
Hiltz, Gerry	Buf, Det	1992, 1993
Hiltz, Joe	Det, Bal, PitC, Was, Mtl	1993, 1999, 2000, 2001, 2002
Hinman, Greg	Arz	2006, 2007
Hinton, Luke	Cgy	2007
Hoar, Stephen	Roc	2004, 2005, 2006, 2007
Hobbins, Mike	Chi	2007
Hochstadt, Scott	Buf, Ana	2000, 2004
Hodgson, Curtis	SJ	2005, 2006, 2007
Hoffman, Marc	WashW, Bal	1987, 1988, 1989, 1992
Hoffman, Steve	Syr	2000
Holbrough, Corey	Bos	1996
Holcomb, Hanley	NJSt	2002, 2003
Holihan, Jim	NJSa	1987, 1988
Hollenbeck, Jeremy	Roc	1995, 1996, 1997, 1998, 1999, 2000, 2001, 2002, 2003, 2004
Holman, Matt	Por	2007
Holmes, Sean	Buf	2001
Holmes, Steve	SJ	2007
Holthaus, John	Phi, Bal	1991, 1992
Hominuck, Mike	Buf, Por, Min	2004, 2005, 2006, 2007
Hormes, Tim	PitB, Bal	1991, 1992, 1993, 1994, 1995, 1996, 1997, 1998, 1999
Horse, Bobby	Wash, NJSt, NYT	2002, 2003, 2007
Howard, Kevin	Buf, Ott, Cgy, Edm	2002, 2003, 2004, 2005, 2006, 2007

All-Time Player Register

This list represents anyone (non-goaltender) who played in at least one game from 1987 to present.

FORWARDS, DEFENSEMAN & TRANSITION PLAYERS

<u>Name</u>	<u>Team(s)</u>	<u>Season(s)</u>
Hoynes, Rob	Phi	1991, 1992, 1993
Hubbard, Jesse	Bal, PitC, Was	1999, 2000, 2001
Huelskamp, Jim	WashW, Bal, PitB	1987, 1988, 1989, 1990, 1991, 1992, 1993
Huff, Kevin	NY	1989
Huff, Scott	NJSa, NY	1987, 1988, 1989, 1990, 1991, 1992
Huff, Steve	NY	1993, 1994, 1996, 1997, 1998, 1999, 2000
Hughes, Ed	NJSa	1987
Hunt, Ben	Roc	2000, 2001
Huntley, Dave	Phi	1987
Hutchinson, Tom	Det	1990
I		
Iannucci, Athan	Phi	2007
J		
Jackson, Jeff	Bal	1989, 1990, 1991, 1992, 1993, 1994
Jackson, Reid		
Jackson, Sam	Bos	1994
Jacobs, Cody	Chi	2007
Jacobs, Duane	Det, Roc, Buf	1993, 1994, 1995, 1996, 1997, 1998, 1999, 2000, 2001, 2002, 2003
Jacobs, Peter	Phi	1996, 1997, 1998, 2000, 2001, 2002, 2003, 2004, 2005, 2006, 2007
Jalbert, Jay	Phi, Col	2001, 2004, 2005, 2006
Jamieson, Kyle	Cbs, Arz, Buf	2002, 2003, 2004, 2005
Janney, Peter	Phi	2002
Jenkins, Peter	Bal	1987, 1988, 1989
Jenner, Fred	Syr, Phi, WashP, Col	1998, 1999, 2002, 2003
Jenner, Ted	Roc, Ana, Min, Edm	2002, 2003, 2004, 2005, 2006, 2007
Jennings, Steve	Roc	2004
Johnson, Ross	SJ	2004, 2005, 2006
Johnson, Tom	Bal	1992
Johnston, Grant	Buf, Alb, NJSt	1995, 2000, 2002
Johnston, Kurt	Ott	2002
Jones, Al	Syr	1999, 2000
Jones, Pat	Tor, Ana, Por	2003, 2004, 2005, 2006, 2007
Jones, J.D.	WashP	2001
Joyner, Scott	WashP	2002
Judge, Greg	Cbs	2003
Juleff, Denniss	Roc	2004, 2005
Jutzin, Carl	Buf	1993
K		
Kahoun, Cory	Cbs	2001, 2002
Katanchik, Todd	Cha, Syr, Phi, Cgy	1996, 1998, 1999, 2002
Kazarian, Bryan	Alb, Buf, Chi	2002, 2003, 2004, 2005, 2006, 2007
Keenan, Derek	Buf, Tor	1992, 1993, 1999
Keenan, Jimmy	NY	2000, 2001
Keith, Brian	PitB	1991, 1992
Keller, John	Bos	1992

All-Time Player Register

This list represents anyone (non-goaltender) who played in at least one game from 1987 to present.

FORWARDS, DEFENSEMAN & TRANSITION PLAYERS

<u>Name</u>	<u>Team(s)</u>	<u>Season(s)</u>
Kelly, Anthony	NYT	2007
Kelly, Brendan	PitB	1990, 1991, 1992, 1993
Kelly, Brian	Bal, Ana	1994, 2004
Kelly, Frank	Bal	1987, 1988, 1993
Kelly, Mike	Phi	1991
Kelusky, Tracey	Cbs, Mtl, Cgy	2001, 2002, 2003, 2004, 2005, 2006, 2007
Kemp, Riley	Min	2005, 2006, 2007
Kerr, Bill	Buf	1992, 1993
Kerwick, Matt	Bal, Phi, Roc	1991, 1992, 1993, 1995, 1996
Kessenich, Quint	Bal	1999
Kilbride, John	Cgy	2002, 2003
Kilby, Mike	Min	2005, 2006, 2007
Kilgour, Darris	Buf, Roc, Alb	1992, 1993, 1994, 1995, 1996, 1997, 1998, 1999, 2000
Kilgour, Rich	Buf	1992, 1993, 1994, 1995, 1996, 1997, 1998, 1999, 2000, 2001, 2002, 2003, 2004, 2005, 2006, 2007
Kilgour, Travis	Buf, WashP, NJSt, Mtl	1995, 1996, 1997, 1998, 1999, 2000, 2001, 2002
Kimpinski, Sean	Tor	2007
King, Dave	Bal	1988
Kirk, Mike	Chi	2007
Kirkby, Rob	Buf, NY, Cgy	2001, 2002, 2003, 2004, 2006
Kisslinger, Steve	Bal, NY, Buf, Syr	1992, 1994, 1995, 1997, 1998, 1999, 2000
Klausner, Ron	PitB, Bal, Syr	1990, 1991, 1992, 1993, 1994, 1995, 2000
Klodzen, Jeff	PitB, Bal, Syr	1991, 1992, 1993, 1994, 1995, 1996, 1997, 1998, 1999, 2000
Knight, Doug	Bal	1998, 1999
Konopliff, Chris	Ott	2001, 2002, 2003
Kopec, Bryan	Cgy	2002
Kotz, Brad	WashW, Phi	1987, 1989, 1990, 1991
Kraus, Andy	NY	1992, 1993, 1994, 1995
Kroneberger, Brian	Bal	1991, 1992, 1993, 1994, 1995, 1996, 1997
Krueger, Werner	Bal	1998, 1999
Kruger, Rusty	Roc, NY, Alb, NY, SJ, Tor, Chi	1998, 1999, 2000, 2001, 2002, 2003, 2004, 2005, 2006, 2007
Krumenacker, John	Phi	1987
L		
Ladouceur, Dan	Tor	1999, 2000, 2001, 2002, 2003, 2004, 2005, 2006, 2007
Ladouceur, Mike	Alb, NJSt	2001, 2002, 2003
Lamon, Ben	WashW	1987
Lamon, Chris	WashW	1989
Lamon, John	WashW	1987, 1988, 1989
Lamon, Pat	Phi, WashW, PitB	1987, 1988, 1989, 1990, 1991, 1993
Landriault, Marc	Buf, Ott, Tor	2002, 2003, 2004
Langdale, Chris	Ont, Tor, Buf	1998, 1999, 2000, 2001, 2002, 2003, 2004, 2006
Langhoff, Greg	Cha	1996
Langton, Tim	NY	1998, 1999, 2000
Langtry, Brian	NY, Col	2000, 2003, 2004, 2005, 2006, 2007
Lantzy, Jon	Det, Buf	1992, 1993, 1994
Laub, Derek	Buf	1994, 1995
Laurano, Michael	NJSt, Ana	2003, 2004

All-Time Player Register

This list represents anyone (non-goaltender) who played in at least one game from 1987 to present.

FORWARDS, DEFENSEMAN & TRANSITION PLAYERS

<u>Name</u>	<u>Team(s)</u>	<u>Season(s)</u>
Lavery, Jim	Bos	1993
Lavery, Kyle	Ott, Buf	2001, 2002, 2003, 2004, 2005, 2006, 2007
Law, Mike	Van, Ana, Col	2002, 2003, 2004, 2006, 2007
Lawlor, Darren	NE	1989
Lawrence, Doug	Alb	2002
Lawson, Jake	Ott	2001, 2002
Laurano, Mike	NJSt	2003
Lay, Glen	Buf	1993, 1994
Lazore, Andrew	Arz	2006, 2007
Lea, Pat	Det	1989, 1990, 1991, 1992, 1993, 1994
Leahy, Bill	Phi	1996
Leahy, Pat	Det	1994
LeFeurve, Bill	NJSt	2002, 2003
Leidl, Dan	NJSt	2003
Leies, Tyson	Buf, NY, Van, Cgy	1994, 1997, 1998, 2002, 2003, 2004
Leigh, Cory	NJSt, Ana, chi	2002, 2003, 2004, 2007
Lemon, Brian	Bal, Det, Roc	1989, 1990, 1991, 1992, 1993, 1994, 1995, 1996
Leveque, Matt	Col	2006, 2007
Leveille, Kevin	Chi	2007
Lewandowski, Matt	Bal	1990, 1991, 1992, 1993
Lichtfuss, Ernest (Skip)	PitB	1990
Lindsay, G.P.	WashW	1987
Lion, Tom	WashW, Bal	1988, 1989
Little, Don	NY, NJSt	2003
Livingston, Brock	Bal	1998
Livingstone, Carter	Tor, Roc, Chi	2002, 2003, 2004, 2005, 2006, 2007
Llord, Ian	Phi	2007
Lockwood, Charlie	NY, Syr	1995, 1996, 1997, 1998, 1999
Logeman, Casey	Ana	2005
Lopez, Mario	Buf	2000
Lough, Peter	Mtl, Col, Arz	2002, 2003, 2004, 2005, 2006, 2007
Loscalzo, Rob	Det	1990, 1992
Low, Jon	Tor	2003
Lowe, Darren	NY	1996, 1997, 1999, 2000
Lowe, Derek	SJ	2004
Lowe, Kevin	NY	1995, 1996, 2000, 2001
Luke, Jason	Buf	1996, 1997, 1998
Lunnie, Kevin	Alb, Col	2001, 2003
Lyons, Rex	Roc	1995, 1996
M		
MacArthur, Brad	Roc, Mtl, Cgy, Tor	1999, 2000, 2001, 2002, 2003, 2004, 2007
MacDonald, Brad	Cgy, Tor, Arz	2004, 2005, 2006, 2007
MacDonell, Scott	Alb	2000, 2001, 2003
MacFarlane, Todd	Ana	2004
MacLeod, Mike	Tor	2007
Maddalena, Pat	Buf, Cbs, Arz, NYT	2000, 2001, 2002, 2003, 2004, 2005, 2006, 2007
Madigan, John	Alb	2002
Malawsky, Curt	Roc, Van, SJ, Arz, SJ	1998, 1999, 2000, 2001, 2002, 2003, 2004, 2005, 2006, 2007

All-Time Player Register

This list represents anyone (non-goaltender) who played in at least one game from 1987 to present.

FORWARDS, DEFENSEMAN & TRANSITION PLAYERS

<u>Name</u>	<u>Team(s)</u>	<u>Season(s)</u>
Malavsky, Derek	Ont, Buf, Roc, SJ	1998, 2000, 2001, 2002, 2003, 2004, 2005, 2006, 2007
Marchildon, Matt	Chi	2007
Manis, Nick	WashW	1987
Manley, Greg	Phi, PitB	1987, 1988, 1989, 1990, 1991, 1992
Manning, Blaine	Tor	2002, 2003, 2004, 2005, 2006, 2007
Marechek, Tom	Phi	1994, 1995, 1996, 1997, 1998, 1999, 2000, 2001, 2002, 2003, 2004, 2005
Marino, Butch	Bal, PitB	1988, 1989, 1990, 1991, 1992, 1993, 1994, 1996
Marino, Roddy	NJSa, NY	1988, 1989
Marohl, Dan	Ott, Phi	2002, 2003, 2004, 2005, 2006, 2007
Marohl, Steve	PitB, PitC	1993, 2000
Marro, Torr	NY	1994
Marshall, David	Cgy	2003
Marshall, Ryan	Cgy, Por	2006, 2007
Marshall, Rob	Tor	2006, 2007
Martin, Oliver	NY	1994, 1995
Martin, Andrew	Phi, Min, SJ	2002, 2003, 2004, 2005, 2006
Martin, Dan	Bal, PitC	1999, 2000
Martin, Eric	SJ	2005, 2006, 2007
Martin, Gary	Phi	1988, 1989, 1990, 1991, 1992, 1993, 1994, 1995
Martin, Spencer	Cbs, Phi, SJ, Min	2002, 2003, 2004, 2005, 2006, 2007
Martinello, Ron	Det	1989, 1990, 1991, 1992
Martinello, Terry	Det	1989, 1990, 1991, 1992
Martino, Bob	PitB, Bal	1991, 1992, 1993, 1994, 1995, 1996, 1997, 1998
Marshall, David	Cgy	2003
Massey, Chris	NY	1999, 2000
Matthews, Rick	Ott	2001
Maturo, Paul	Det	1989
Maynard, Niall	Tor, Cbs	2000, 2001, 2002
Mazuran, Scott	Por	2007
Mcbride, Andrew	Cgy	2003, 2004, 2005, 2006, 2007
McCabe, Pat	NY	1992, 1993, 1994, 1995, 1996, 1997, 1998, 1999, 2000, 2001, 2002
McCavera, Greg	PitC, WashP	2000, 2001
McCready, Pat	Cha, Roc, Buf	1996, 1997, 1998, 1999, 2000, 2001, 2002, 2003, 2004, 2005, 2006, 2007
McCulloch, Dave	NJSa, NY	1987, 1988, 1989, 1990
McDade, Rory	Min	2006, 2007
McDermott, Ryan	Buf	1999
McEvoy, John	Phi	1991, 1992, 1993, 1994, 1995, 1997, 1999, 2000
McElroy, Chris	Ana, Edm	2005, 2006, 2007
McEwen, Kyle	Edm	2006
McFarland, Mike	NY	2003
McGahren, Colin	Cha	1996
McGeady, Matt	WashW, Phi	1987, 1988, 1989, 1990, 1991
McGeeney, George	Bal	1987
McGeeney, John	Phi	1988
McGinley, Mike	NY	1991, 1994
McGlone, Bill	Chi	2007
McGovern, Mike	NJSt	2003

All-Time Player Register

This list represents anyone (non-goaltender) who played in at least one game from 1987 to present.

FORWARDS, DEFENSEMAN & TRANSITION PLAYERS

<u>Name</u>	<u>Team(s)</u>	<u>Season(s)</u>
McGrath, Steve	Phi	1988, 1989
McGuckian,	WashW	1987
McIntee, Tim	NY	1991, 1992, 1993, 1995, 1996
McKay, Chris	Arz	2005, 2006, 2007
McKeracher, Jaime	Ott, Ana	2001, 2002, 2004
McKinnon, Brandon	Por	2006
McLean, Ashton	Min	2007
McLean, Matt	Ott	2001, 2002
McLellan, Mike	Arz, NYT	2006, 2007
McNichol, Don	NY	1994, 1995
McNish, Ryan	Cgy	2005, 2006, 2007
McSweeney, Matt	Cbs	2001, 2002
McWright, Mark	WashW	1988, 1989
Meagher, Bill	Buf, Roc	1992, 1993, 1994, 1995
Mearns, Randy	Buf, Roc, Buf	1993, 1995, 1996, 1997, 1998, 1999, 2000, 2001, 2002
MelHorne, Dave	NE	1989
Melville, Cory	Edm	2007
Meredith, Jim	Det	1994
Merrill, Brodie	Por	2006, 2007
Merrill, Patrick	Tor	2003, 2004, 2005, 2006, 2007
Mezzanotte, Dom	Bal	1988
Miller, Billy	Phi	1992, 1993, 1994, 1995, 1996, 1997, 1998
Miller, Blake	NY, NJSt, Ana, Roc, NYT	1998, 1999, 2000, 2001, 2002, 2003, 2004, 2006, 2007
Miller, Eugene	NJSa	1988
Miller, Gary	Bal	1993
Millin, Ken	Ont, Tor, Roc	1998, 1999, 2000, 2001, 2002, 2004, 2005, 2006, 2007
Millon, Mark	NY, Bal, Syr, Phi	1994, 1995, 1996, 1997, 1998, 1999, 2000, 2001, 2002
Millon, Tony	Bal, NY, Bos, Syr	1992, 1993, 1994, 1995, 1996, 1997, 1998, 1999, 2000
Mims, Jeff	Det	1993
Mitchell, Kariwate	Syr	1999
Mitchell, Raweras	Ana	2005
Sterling, Mitchell	SJ	2007
Miyashita, Mark	Van, Col, Min	2004, 2005, 2006, 2007
Moffat, Derek	PitB	1993
Moleski, Jeff	Cgy	2005, 2006, 2007
Monte, Jacques	Det	1991
Montgomery, Phil	Chi	2007
Montour, Tom	Tor, Buf, Por, Chi	2003, 2004, 2005, 2006, 2007
Mooradian, Mike	Buf, Syr	1992, 1998, 1999
Moore, Matt	Phi	1992
Moore, Woody	Bal	1997
Morgan, David	Por	2006
Morgan, Peter	Van, Ana, Por	2002, 2003, 2004, 2005, 2006, 2007
Morgan, Richard	Ana, Por	2004, 2005, 2006, 2007
Morley, Marc	NJSt, Ana, Phi	2003, 2004, 2006, 2007
Morrissey, Jim	Syr	1998, 1999, 2000
Moss, Jim	Alb, SJ, Col	2001, 2002, 2003, 2004, 2005, 2006, 2007
Mueller, Adam	Det, Bal, Phi, Alb	1990, 1991, 1992, 1993, 1994, 1995, 1996, 1997, 1998, 1999, 2000
Muir, Chuck	Bal, PitB	1987, 1988, 1989, 1990

All-Time Player Register

This list represents anyone (non-goaltender) who played in at least one game from 1987 to present.

FORWARDS, DEFENSEMAN & TRANSITION PLAYERS

<u>Name</u>	<u>Team(s)</u>	<u>Season(s)</u>
Mullen, Rich	NJSa, NY	1987, 1988, 1989, 1990, 1991
Muller, Darren	NJSa, NY	1988, 1989, 1990, 1991
Mundorf, Brendan	NYT	2007
Munro, Jamie	Bos	1993
Murphy, Mike	Cha	1996
Murphy, Paul	NY	1995
Murray, Bruce	Van, Ana, Arz	2002, 2003, 2004, 2005, 2006, 2007
Murray, Mike	Tor	2002
Mutch, Darren	Alb, Roc, Cbs, NY, Ana, Buf	2000, 2001, 2002, 2004
Mutscheller, Steve	Bal	1987
N		
Nadelen, Shawn	NJSt, Phi, Min	2002, 2003, 2004, 2005, 2006, 2007
Naglieri, Tom	NY	1998, 1999, 2000, 2001, 2002, 2003
Naslonski, Bill	NJSa	1987
Natoli, Randy	NJSa, NY	1987, 1988, 1989
Neely, Gord	Det	1989, 1993
Neufeld, Kyle	Cgy, SJ	2005, 2006, 2007
Nicklas, Jeff	NJSa, NY	1988, 1989, 1990, 1991, 1992
Nikula, Brian	PitB, Det, Buf	1990, 1991, 1992, 1993, 1994
Noganosh, Doug	Ott, NJSt	2002, 2003
Norris, Glenn	Bal	1987, 1988, 1989, 1997
Nostrant, John	Bal, Phi	1989, 1990, 1991, 1992, 1993, 1994, 1995, 1996
O		
O'Brien, Chris	Bal, WashW	1987, 1988, 1989
O'Brien, Tim	Roc, NY, Alb, Tor	2000, 2002, 2003, 2005, 2006, 2007
O'Brien, Marty	Ott	2002
O'Connor, Pat	WashW, PitB	1987, 1988, 1989, 1990
O'Connor, Ryan	Tor, Van, Roc, Edm	1999, 2000, 2001, 2002, 2003, 2004, 2005, 2006, 2007
Ogelsby, Matt	Cha, Phi, Cgy, Co, SJ	1996, 1997, 1998, 1999, 2000, 2002, 2003, 2004, 2005
Ogilvie, Andy	Buf, Van, Cgy	1999, 2000, 2001, 2002, 2003, 2004, 2005, 2006, 2007
O'Grady, Paul	Phi	1994, 1995, 1996, 1997, 1998, 1999, 2000
O'Hanlon, Bill	Buf	1992
O'Keefe, Brian	NY, NJSt, Ana	1994, 1995, 1996, 1997, 1998, 2003, 2004
Olson, Kevin	Van, SJ	2004, 2005
Olson, John	Van, Cgy	2002, 2003, 2004, 2005
Opie, Fred	NY	1989
Orsen, John	NYT	2007
Oudemool, Todd	Syr	1998, 1999, 2000
Owens, Keith	NY	1993
P		
Pacey, Eric	Cbs, Ott, Tor, Min	2002, 2003, 2004, 2005, 2006, 2007
Paccione, Dan	NY	2003
Page, Mike	Phi	1988
Painter, Ryan	Ott, Tor	2002, 2003, 2004
Palmer, Graham	Por	2007
Panetta, Matt	Phi, NY, NJ	1992, 1993, 1994, 1995, 1996, 1997, 1998, 1999, 2000, 2001, 2002

All-Time Player Register

This list represents anyone (non-goaltender) who played in at least one game from 1987 to present.

FORWARDS, DEFENSEMAN & TRANSITION PLAYERS

<u>Name</u>	<u>Team(s)</u>	<u>Season(s)</u>
Panos, Chris	Bos, Bal, Buf, NY, Phi, Cgy, NY, Ana, Col, Arz, Chi	1997, 1998, 1999, 2000, 2001, 2002, 2003, 2004, 2005, 2007
Pape, Mike	Phi	2005
Park, Jarrett	SJ, NYT	2006, 2007
Parke, Peter	Det, Roc, Buf	1991, 1992, 1993, 1994, 1995, 1996, 1997
Parkin, Chris	Ott, NJSt, Alb	2001, 2002, 2003
Parnell, Shawn	Mtl	2002
Patterson, Nick	Van	2003
Pearce, Mark	Bal	1987, 1988
Peek, Jeff	Bal	1988, 1989
Penny, Steve	Mtl, Roc	2002, 2003, 2004, 2005, 2006
Pepper, Greg	Syr	1998
Perkins, Eric	Min	2007
Peysler, Greg	NYT	2007
Phair, Tom	Buf, Phi, Col, Ana	1996, 1997, 1998, 2000, 2001, 2002, 2003, 2004
Phillips, Andy	NJSa, NY,	1988, 1989
Phillips, Greg	Bos	1997
Phillips, Jesse	Van, Cgy	2002, 2003, 2004, 2005, 2006, 2007
Piatelli, Jack	NE, Bos	1989, 1990, 1991, 1992
Piccaretto, Brandon	Buf	2001
Piccola, Bob	NJSa, NY	1987, 1990, 1991
Piccola, Brian	NY	1996
Pietramala, Dave	PitB, Bal	1990, 1991, 1992, 1993, 1994
Plunket, Lindsey	Ott, Buf, Arz	2002, 2003, 2004, 2005, 2006, 2007
Polanco, Nick	NY	2003
Polanco, Armando	NY	2002, 2003
Pollard, Hamilton	Alb	2000
Pollock, Sean	Arz, Min	2004, 2005, 2006, 2007
Potter, BJ	Col, Ana	2004, 2005
Powell, Casey	Roc, Ana, NYT	1999, 2000, 2004, 2005, 2007
Powell, Ryan	Buf, Por	2001, 2002, 2004, 2005, 2006, 2007
Powers, Bob	Phi	1987
Powless, Barry	Buf	1992
Powless, Delby	Buf	2005, 2006, 2007
Powless, Neal	Roc, Syr, Cbs, NJSt, Buf	1997, 1999, 2000, 2002, 2003, 2004
Prat, Chris	Syr, Buf, Cal, Van, Col	1998, 1999, 2000, 2002, 2003, 2004, 2005
Pratt, Dan	Det	1990, 1991, 1992
Prepchuk, Ben	NY, Cgy, Col	2001, 2002, 2003, 2004, 2006, 2007
Printup, Emmitt	WashW	1987, 1988
Prout, Gavin	NY, Col	2002, 2003, 2004, 2005, 2006, 2007
Prossner, Jed	Por	2007
Purdie, Gordon	NY, NJSt, Ana	1990, 1991, 1992, 1993, 1994, 1995, 1996, 1997, 1998, 1999, 2002, 2003, 2004

Q

Quattrini, David	Bal, WashW	1987, 1988
Quinn, Corey	Buf	2003, 2004
Quinlan, Jim	Tor, Edm	2005, 2006, 2007

All-Time Player Register

This list represents anyone (non-goaltender) who played in at least one game from 1987 to present.

FORWARDS, DEFENSEMAN & TRANSITION PLAYERS

<u>Name</u>	<u>Team(s)</u>	<u>Season(s)</u>
R		
Radebaugh, Dan	Bal, Phi	1996, 1997, 1998, 1999, 2000, 2001
Radebaugh, Sean	Bal, Phi, WashP	1998, 1999, 2000, 2002
Raffan, Jamie	Cbs, Ott	2001, 2002
Ranger, Scott	SJ, Cgy	2004, 2005, 2007
Ratcliffe, Jeff	Phi	2001, 2002, 2003, 2004, 2005, 2006, 2007
Ratcliff, Lewis	Cgy	2003, 2004, 2005, 2006, 2007
Red Arrow, Mikko	NJSa, NY	1988, 1989, 1990, 1991, 1993, 1994, 1995, 1996
Redwood, Chris	Buf	1995
Reed, Brad	Alb, NJSt	2001, 2002
Reese, Brian	Bal, PitC, WashP, Col	1999, 2000, 2001, 2002, 2003, 2004, 2005
Reese, Jon	NY	1991, 1992
Regan, Mike	Alb, SJ, Phi	2001, 2002, 2003, 2004, 2005, 2006
Reid, Jack	Roc	2007
Reisig, Darren	Van, SJ, Por	2002, 2003, 2004, 2005, 2006, 2007
Renaud, Gar	Det	1989, 1990, 1991
Rennick, Kip	Det	1994
Reppert, Brad	Ana	2004
Resch, Tony	Phi	1988, 1989, 1990, 1991, 1992, 1993
Riddell, Bryan	Tor	2007
Richard, Todd	Cbs, Mtl, Tor	2001, 2002, 2003
Ringers, Neil	Bos	1992
Riordan, Dan	NY	1995
Riter, Matt	Roc	1995, 1996, 1997, 1998
Rivait, Chris	Det	1989, 1990, 1991
Robinson, Dave	Cbs	2003
Robinson, David	Bos	1993, 1995, 1996, 1997
Robertson, Brock	Alb, Roc, Arz, Phi	2003, 2004, 2005, 2006
Rodrigues, Armando	Det	1989, 1990, 1991, 1992, 1993
Roe, Gabby	Phi	1996, 1997, 1998
Rogers, Jim	Phi	1994, 1995, 1996, 1997, 1998, 1999, 2000
Rooney, Jamie	Cgy	2006
Root, David	Bos	1997
Rosa, Joe	Syr	1998
Rosa, John	Det, Buf, Alb, NY, Wash, Col, Ana, Tor	1994, 1995, 1998, 1999, 2000, 2001, 2002, 2003, 2004, 2005
Rosenburger, Ian	Phi	2006, 2007
Ross, Andrew	Bal	1998
Ross, Kyle	Min	2007
Rosyski, Gary	Alb, SJ	2000, 2001, 2002, 2003, 2004, 2005, 2006, 2007
Roszko, Tom	Bal	1996
Rothfuss, Brent	Roc, Buf, Syr, Cbs	1998, 1999, 2000, 2002
Rototori, Alan	Bos	1992
Roy, Jamie	Ott, Van, Edm	2001, 2002, 2003, 2004, 2007
Rubel, Ian	Cbs, Tor	2001, 2002, 2003, 2004, 2005, 2006, 2007
Rubin, Peter	Bal	1990
Ruhl, William	PitC	2000
Ruhle, Josh	Syr, Phi	2000, 2002
Rutkowski, Glenn	Bal	1990

All-Time Player Register

This list represents anyone (non-goaltender) who played in at least one game from 1987 to present.

FORWARDS, DEFENSEMAN & TRANSITION PLAYERS

<u>Name</u>	<u>Team(s)</u>	<u>Season(s)</u>
Ryan, Phil	Det	1994
Ryan, Tom	Bos, Bal, Phi	1995, 1996, 1997, 1998, 1999, 2000, 2001, 2002, 2003
S		
Sadler, Don	WashW	1987, 1988
St. Germain, David	Bos	1997
Saccone, Anthony	NY	2003
Salerno, John	NY	1993
Sanderson, Brandon	Mtl, Ott	2002, 2003
Sanderson, Josh	Roc, Alb, SJ, Tor	1998, 1999, 2000, 2001, 2002, 2003, 2004, 2005, 2006, 2007
Sanderson, Phil	Alb, SJ, Tor, Buf	2000, 2001, 2002, 2003, 2004, 2005, 2006, 2007
Sanderson, Ryan	Buf, Bal, Alb	1997, 1998, 1999, 2000, 2001, 2002, 2003
Santamaria, Bill	NJSt	2003
Santos, Shaydon	Roc, Buf, Alb, SJ	1997, 1998, 1999, 2000, 2001, 2002, 2003, 2004, 2006, 2007
Savage, Lance	Bal	1992
Scaramuzzino, Steve	PitB, Bal, Syr	1991, 1993, 1999, 2000
Schattner, Mike	Syr	1998, 1999
Schiller, Chris	Roc	2002, 2003, 2004, 2005, 2006, 2007
Schindler, Gewas	Phi, NY, Cbs, Arz, Co, NYTI	2000, 2001, 2002, 2003, 2004, 2005, 2006, 2007
Schmelze, Kyle	Buf	2006
Schmitz, Peter	NE, Bos	1989, 1990, 1991, 1992, 1993, 1994, 1995, 1996
Schroeder, Nick	Phi	2003
Scott, Gary	Alb	2000
Scranton, Scott	Bal	1987
Sebastian, Jack	Det, Bos	1990, 1991, 1992, 1993, 1995
Secore, Andy	Arz	2006, 2007
Sedgwick, Cam	Van, SJ	2002, 2003, 2004, 2005, 2006, 2007
Self, Brad	Ptt, Col, Phi	2003, 2004, 2005, 2006
Self, Scott	Buf, NY, Ott, Arz	2001, 2002, 2003, 2004, 2005, 2006, 2007
Seller, Chris	Buf, Ana, Arz	2000, 2001, 2002, 2003, 2004, 2005, 2006, 2007
Seremet, Eric	Bos, NY, Syr, Col	1993, 1995, 1996, 1997, 1998, 1999, 2000, 2003
Serr, D.J.	Ott	2001, 2002, 2003
Seymour, Daryl	Buf	2007
Shanahan, Brian	Ont	1998
Shanahan, Doug	NY	2003
Shanendoah, Ed	Syr	1999
Shannon, AJ	Buf, Edm	2004, 2005, 2006, 2007
Sharp, Ryan	Cgy, Por, Min	2005, 2006, 2007
Shattler, Jeff	Buf	2006, 2007
Shaughnessy, Andy	Buf	1994
Shaw, Steve	Bal	1988, 1989
Shearer, Matt	Bal, PitC, WashP, Col, NY, Tor	1998, 1999, 2000, 2001, 2002, 2003, 2004, 2005, 2006, 2007
Shek, Rob	Phi, Bal, WashP	1992, 1993, 1994, 1995, 1996, 1997, 1999, 2001
Sherbanuk, Colin	Edm	2006
Sherwood, Dave	Bal	1989
Shewchuk, Jamie	Col	2007
Shirk, Jeff	WashP, NY	2002, 2003

All-Time Player Register

This list represents anyone (non-goaltender) who played in at least one game from 1987 to present.

FORWARDS, DEFENSEMAN & TRANSITION PLAYERS

<u>Name</u>	<u>Team(s)</u>	<u>Season(s)</u>
Shirley, Lyle	Det	1991, 1992, 1993, 1994
Shoulberg, Charlie	Roc	1998
Silcott, Brian	Buf, Roc, NY	1994, 1995, 1996, 1997, 1999
Sims, Josh	WashP, Ott, Col	2001, 2002, 2003, 2004, 2005, 2006, 2007
Simmers, Taylor	Phi	1996
Sinelli, Jeff	Det	1990
Singleton, Tom	Phi, PitB	1987, 1988, 1990, 1991
Slate, Tom	Phi	1997, 1998, 1999, 2000, 2001, 2002, 2003
Smalley, Trent	Min, 2006	2005, 2006
Smethurst, Quinn	Cgy	2002
Smith, A.J.	Van	2002, 2004
Smith, Aaron	Van	2003
Smith, Billy Dee	Buf	2003, 2004, 2005, 2006, 2007
Smith, Brett	Cha	1996
Smith, Chad	NY	1996, 1997, 1998
Smith, Curtis	Col	2004
Smith, David	Bal	1991, 1993
Smith, Jamie	Bal	1988, 1989, 1990
Smith, Mike	PitB	1991, 1992, 1993
Smith, Sean	Bal	1992
Snider, Geoff	Phi	2007
Sombrotto, Steve	NY, NJSt	1992, 1993, 1994, 1995, 1996, 1997, 1998, 1999, 2000, 2001, 2002, 2003
Sombrotto, Vin	NY	1989, 1990, 1993, 1994, 1996, 1997, 1998, 1999
Sonke, Jeff	Col	2004, 2005
Sorci, Tony	Buf	2007
Sorensen, Kyle	SJ	2007
Soudan, Tim	NE, Bos, Roc	1991, 1992, 1993, 1994, 1995, 1996, 1997, 1998, 1999, 2000, 2001, 2002, 2003, 2004, 2005
Sowell, Rick	WashW, Bal	1988, 1989, 1990, 1991, 1992, 1993
Spallina, Brian	NY	2001, 2002, 2003
Spano, Jeff	Phi, NYT	2002, 2003, 2004, 2005, 2006, 2007
Spencer, David	Bal	1997, 1998
Springett, Shaun	Cgy	2002
Squire, Chad	Ont, Cbs	1998, 2001
Squire, Clay	Buf	1998
Squire, Dallas	Roc, Buf, Alb, NJSt	1995, 1998, 2000, 2001, 2002, 2003
Squire, Kim	Ont, Tor, Roc, Buf	1998, 1999, 2000, 2001, 2002, 2003, 2004, 2006
Squire, Rodd	Buf, Ont, Tor	1995, 1998, 1999, 2000, 2001, 2002
Stachniak, Chris	Edm	2006
Stahl, John	Bal, NE	1987, 1988, 1989
Standish, Chris	WashP	2002
Stanziale, Tom	Bal	1993
Stapleford, Scott	Tor, NY, Col, Por	2003, 2004, 2005, 2006, 2007
Starkey, Hank	WashW	1988, 1989
Staugaitis, Rob	Bal	1987
Steenhuis, Mark	Cbs, Alb, Buf	2002, 2003, 2004, 2005, 2006, 2007
Steffen, John	WashW	1987
Steinwald, Matt	Buf	1999
Stenerson, Steve	Bal	1987

All-Time Player Register

This list represents anyone (non-goaltender) who played in at least one game from 1987 to present.

FORWARDS, DEFENSEMAN & TRANSITION PLAYERS

<u>Name</u>	<u>Team(s)</u>	<u>Season(s)</u>
Stephens, Glenn	NE, Bos	1990, 1991, 1992, 1993, 1994, 1995, 1996, 1997
Stephenson, Ed	PitB	1991, 1992
Stevenson, Craig	Buf, Ott, Van, Cgy	1999, 2000, 2001, 2002, 2003
Stewardson, Kevin	Van, Col	2002, 2003
Stewart, Scott	NJSt, Ana, Min, Por, Min	2002, 2003, 2004, 2005, 2006, 2007
Still, Tom	Col	2004
Stilley, David	Phi, Col	1998, 1999, 2000, 2001, 2002, 2003, 2004, 2005, 2006, 2007
Stobart, Buck	Roc, Edm	2004, 2006, 2007
Stopper, Ryan	Cbs	2002
Striebel, Matt	Phi	2003
Stroup, Dan	Bal, Ont, Tor, Van, Col, Edm	1995, 1998, 1999, 2000, 2001, 2002, 2003, 2004, 2005, 2006, 2007
Succamore, Dave	Det	1990, 1991, 1992, 1993
Suddons, Derek	Cbs, Tor	2002, 2003, 2004, 2005, 2006, 2007
Suddons, Wes	Cbs, Arz	2002, 2003, 2004
Sullivan, Chris	NY	1992, 1993
Sullivan, Jon	Min	2005, 2006, 2007
Sullivan, Kelly	Mtl, Buf	2002, 2003
Sullivan, Michael	NY	1990, 1991, 1992
Summerfield, Shawn	Min	2005, 2006
Sundher, Jordan	Cgy, Edm	2002, 2005, 2006
Susheski, Kerry	NJSt, Buf, Min, Edm, Cgy	2002, 2003, 2004, 2005, 2006, 2007
Sweeney, Kyle	Phi	2005, 2006, 2007
Sweeney, Tom	NJSa, NY	1987, 1988, 1989
Sweet, Brooks	Bal	1989, 1990
Sweet, D'Arcy	Buf, Roc	2000, 2001, 2002
T		
Talbot, Noah	Arz, Min	2005, 2006, 2007
Talmo, Paul	Bos, Syr, Ott, NJSt, Ana	1992, 1993, 1994, 1995, 1996, 1997, 2000, 2001, 2002, 2003, 2004
Tambroni, Jeff	Roc	1995
Tapp, Rodney	Bos, Syr, Bal, PitC, WashP, Roc, Cbs, Arz	1995, 1996, 1997, 1998, 1999, 2001, 2002, 2003, 2004
Tarbell, Greg	NJSa	1987
Tarbell, John	Ott	2001, 2002
Tashman, Frank	NJSa, NY	1987, 1988, 1990
Tasker, Dave	Phi	1987, 1988
Tasse, Jason	Ott	2001, 2002
Tavares, John	Buf	1992, 1993, 1994, 1995, 1996, 1997, 1998, 1999, 2000, 2001, 2002, 2003, 2004, 2005, 2006, 2007
Tavares, Peter	Buf	2002, 2003
Taylor, Jamie	Tor, Buf, Cbs, Roc, Min	2001, 2002, 2003, 2004, 2005, 2006, 2007
Taylor, Matt	Tor, Col	2006, 2007
Teat, Dan	Roc, Alb, SJ, Buf	1997, 1998, 1999, 2000, 2001, 2002, 2003, 2004, 2005, 2006, 2007
Teatro, Joe	NJSt	2002
Testa, Jarred	NY, WashP	2000, 2001
Thenhaus, Brendon	Buf	2007
Therault, Mark	Bos	1996, 1997

All-Time Player Register

This list represents anyone (non-goaltender) who played in at least one game from 1987 to present.

FORWARDS, DEFENSEMAN & TRANSITION PLAYERS

<u>Name</u>	<u>Team(s)</u>	<u>Season(s)</u>
Thompson, Chad	Phi, SJ	2006, 2007
Thornton, Barry	Syr	1999, 2000
Thorpe, Regy	Roc	1995, 1996, 1997, 1998, 1999, 2000, 2001, 2002, 2003, 2004, 2005, 2006, 2007
Thurston, Kirk	WashW	1988, 1989
Tierney, Seth	NY	1992, 1993
Tierney, Trevor	Col	2003
Tillman, John	Bal, WashP	1997, 1998, 1999, 2001
Tinning, Mark	Arz	2005, 2007
Tolker, Greg	Bal	1991
Toll, Steve	Ont, Tor, SJ, Roc	1998, 1999, 2000, 2001, 2002, 2003, 2004, 2005, 2006, 2007
Tom, Derek	Cgy	2007
Toth, Kaleb	Tor, Cgy	2000, 2001, 2002, 2003, 2004, 2005, 2006, 2007
Tower, Brian	Phi, NYT	2003, 2004, 2007
Towers, Andy	Bos, NY, Phi	1994, 1995, 2000
Towers, Tom	NY	1990, 1991, 1992
Townsend, Dennis	Phi	1987
Traynor, Greg	Phi	1997, 1998, 1999, 2000, 2001, 2002, 2003
Traynor, Ryan	Phi	2002, 2003, 2004
Tregunno, Greg	Alb	2002
Trochi, Bob	NE	1989
Truant, Al	Van, Col	2002, 2003
Trudeau, Nick	Buf, Cbs, Alb, Tor	1998, 2001, 2002, 2003, 2005
Tucker, John	Phi, Bal	1987, 1988, 1989, 1990, 1991, 1992, 1993, 1994
Turner, Andrew	Roc, Edm	2000, 2001, 2002, 2003, 2004, 2005, 2006, 2007
U		
Urso, Frank	WashW	1987
V		
Valenza, Frank	Bal	1987
Vallone, Steve	Ana	2005
Van Beek, Rob	Phi	2005, 2006, 2007
Van Sickle, Greg	Ont	1998
Vasold, Joe	SJ	2007
Veltman, John	Ott	2003
Veltman, Jim	Buf, Ont, Tor	1992, 1993, 1994, 1995, 1996, 1998, 1999, 2000, 2001, 2002, 2003, 2004, 2005, 2006, 2007
Veltman, Peter	Arz	2004, 2005, 2006, 2007
Vencak, Bob	NJSa	1987
Ventelli, Mike	Van	2002, 2003, 2004
Vilneff, Jim	Buf	1999
Virk, Drew	SJ	2005, 2006
Vizcarrondo, Todd	PitC	2000
Voeckel, Tim	Phi	1987
Voelker, Brian	Phi	1992, 1993, 1994, 1995, 1996, 1997, 1998
Voituk, Steve	Col	2006
Volk, Eric	PitB	1992

All-Time Player Register

This list represents anyone (non-goaltender) who played in at least one game from 1987 to present.

FORWARDS, DEFENSEMAN & TRANSITION PLAYERS

<u>Name</u>	<u>Team(s)</u>	<u>Season(s)</u>
Vyse, Roger	Buf	2006, 2007
W		
Wade, Ryan	Cha, Bal	1996, 1997
Wailles, Kyle	Phi	2007
Warder, Bill	Cbs, Roc	2002, 2003
Walsh, Matt	Bos	1992
Wannamaker, Shane	Buf, Cbs	2000, 2001
Ward, Ryan	Phi, Min	2004, 2005, 2006, 2007
Warder, Bill	Buf	2001
Wasik, Andrew	Phi	2002, 2003, 2004, 2005
Wasson, Josh	Chi	2007
Weitz, Michael	Ana	2004
Welsh, Daryl	Edm	2007
Welsh, Pat	Bal	1989, 1990, 1991, 1992, 1993
Welsh, Tim	Bal	1989, 1990, 1991, 1992, 1993, 1994, 1995, 1996
West-Pratt, Jordan	Cgy	2003
Wey, Dennis	Phi	1987
Wey, Steve	Phi	1987, 1988
Whipple, Andrew	Alb	2000
White, Brian	Bos	1996
White, Chris	Alb, SJ, Buf	2003, 2004, 2005, 2006, 2007
Whiteneck, Greg	Edm	2006
Whitley, Scott	Van	2002, 2003, 2004
Wittman, Chad	Van, Ana	2003, 2004
Wiles, Jason	SJ	2007
Wiles, Luke	Phi, SJ	2006, 2007
Wilfong, Jeff	Bos, Roc, Syr, Ott	1997, 1998, 2000, 2001
Wilkens, John	NE	1990
Wilkins, Shawn	Roc	2003
Wilkerson, Jim	WashW	1988
Willard, Brian	Bal, WashW	1988, 1989
Willard, Phil	Bal, PitB	1990, 1992
Williams, Jaime	Ott	2001
Williams, Rob	Bal, Ont, Van, Cgy, Edm	1996, 1998, 2002, 2003, 2004, 2005, 2006, 2007
Williams, Shawn	Ont, Tor, Buf, Roc	1998, 1999, 2000, 2001, 2002, 2003, 2004, 2005, 2006, 2007
Williams, Shawn (bc)	SJ	2007
Wills, Jeff	PitB, Bal, WashP, NY	1993, 1994, 1995, 1996, 1997, 2001, 2002, 2003
Wilson, Andy	Phi	1989, 1990, 1991
Wilson, Arron	Tor	2003, 2004, 2005, 2006, 2007
Wilson, John	PitB, Col	1990, 1991, 1992, 2004
Wilson, Matt	PitB, Bal, Phi	1992, 1993, 1994, 1995, 1996, 1997
Wittman, Chad	Van, Ana	2003, 2005
Woods, Cam	Alb, SJ, Chi	2000, 2001, 2002, 2003, 2004, 2005, 2006, 2007
Woods, James	Det	1989, 1990
Worstell, Tom	WashW, PitB	1989, 1992
Worthington, Risto	PitC	2000
Wray, Devan	Cgy	2004, 2005, 2006, 2007
Wray, Taylor	Cgy	2004, 2005, 2006, 2007

All-Time Player Register

This list represents anyone (non-goaltender) who played in at least one game from 1987 to present.

FORWARDS, DEFENSEMAN & TRANSITION PLAYERS

<u>Name</u>	<u>Team(s)</u>	<u>Season(s)</u>
Wright, Adam	PitB	1993
Wright, Spencer	NJSt	2003
Wulder, Jason	NY, Cgy	1995, 1996, 1997, 1998, 1999, 2000, 2001, 2002, 2003, 2004, 2005, 2006, 2007
Wyker, Bill	WashW, PitB	1987, 1988, 1989, 1990, 1991
Wylie, Scott	Van	2003
Y		
Yuen, Athen	Ana	2005
Z		
Zaph, Casey	Buf, Roc	1998, 2000, 2001, 2002, 2003, 2004, 2005
Zash, Matt	NYT	2007
Zeller, Chris	WashP	2001
Zettel, Shawn	Ott, Mtl	2001, 2002, 2003
Zulberti, John	Buf	1992
Zummo, Tom	NYT	2007
Zywicki, Jeff	SJ	2006, 2007

* - also played as a goalie

All-Time Player Register

This list represents any goaltender who played in at least one game from 1987 to present.

GOALTENDERS

<u>Name</u>	<u>Team(s)</u>	<u>Season(s)</u>
A		
Atherton, Brandon	Arz	2007
Attwood, Mike	Min, Arz	2005, 2007
Avery, Ryan	Buf, Cgy	2006, 2007
B		
Beardmore, Jim	WashW, PitB	1988, 1989, 1990
Beres, George	NY	2001
Bergie, Clayton	NY	2001, 2002
*Beroza, Bill	NJSa, Det	1987, 1989, 1990
Bilger, Kevin	Phi, PitB, Bal	1987, 1988, 1989, 1990, 1991, 1992, 1993, 1994, 1996
Blasdell, Rob	Ont, Tor, Alb, SJ, Arz	1998, 1999, 2000, 2001, 2002, 2003, 2004, 2005, 2006, 2007
Bold, Aaron	Por, SJ	2006, 2007
Bomberry, Neil	Cha	1996
Breres, George	NY	2002
C		
Campbell, Pat	Tor, Cbs, Roc, Edm	1999, 2000, 2001, 2002, 2003, 2004, 2005, 2006, 2007
Capicchioni, Ginny	NJSt	2003
Cattrano, Greg	NY	1998, 1999, 2000
Collins, Derek	Roc, Bal, Syr, Ott, Buf, Cgy, Chi	1996, 1997, 1998, 1999, 2000, 2001, 2002, 2007
Cosmo, Anthony	Tor, SJ	2001, 2002, 2003, 2004, 2005, 2006, 2007
Cowie, Ross	Buf, Syr, Ott	1992, 1993, 1994, 1995, 1996, 1997, 1998, 2000, 2001
Crawley, Grant	Roc	2006, 2007
D		
Dalep, Devin	PitC, WashP	2000, 2001, 2002
Daye, Bill	NY, Bos	1996, 1997
Dawson, Paul	SJ	2007
Dietrich, Steve	Bal, Det, Roc, Buf	1992, 1994, 1995, 1996, 1997, 1998, 1999, 2000, 2001, 2002, 2003, 2004, 2005, 2006, 2007
Disher, Matt	Buf, Ott, Ana, Min	1999, 2000, 2001, 2002, 2003, 2004, 2005, 2006, 2007
Donaldson, Bruce	PitB, NE, Bos	1990, 1991, 1992
Donnelly, Joe	Phi	1992
Dougherty, Brian	Bal	1998
E		
Eliuk, Dallas	Phi, Por	1991, 1992, 1993, 1994, 1995, 1996, 1997, 1998, 1999, 2000, 2001, 2002, 2003, 2004, 2005, 2006, 2007
F		
Flynn, Rich	NY	1996

All-Time Player Register

This list represents any goaltender who played in at least one game from 1987 to present.

GOALTENDERS

<u>Name</u>	<u>Team(s)</u>	<u>Season(s)</u>
Foster, Greg	NJSt	2003
G		
General, Derek	Roc, Alb, NJSt, Buf	1997, 1998, 1999, 2000, 2001, 2002, 2003, 2004, 2005
Gerrie, Bill	Buf, Roc	1992, 1993, 1994, 1995, 1998
Gombar, Jeff	Bal	1991
H		
Hastings, Tim	WashW	1987, 1988, 1989
Henry, Clayton	Roc	1995
Heyes, Bob	PitB	1992
K		
Kells, Ryan	PitC	2000
King, Matt	Cgy, An, Por	2002, 2003, 2004, 2005, 2006, 2007
Komer, Scott	Buf	2001
L		
Lalumiere, Alain	Mtl	2002
Law, Gary	Det	1991
Lee, David	Bal	1993, 1994
Levis, Chris	Buf, NY, Cbs, Col	1998, 2000, 2002, 2006, 2007
Leyshon, Andrew	Ott, Cgy	2002, 2003, 2005, 2006, 2007
Linthicum, David	PitB	1991
Little, Glenn	WashW	1987
LoCascio, Sal	NY	1990, 1991, 1992, 1993, 1994, 1995, 1996, 1997, 1998, 1999, 2000
M		
McLeod, Grant	Cgy	2002
McLellan, John	Col, Min	2005, 2006
Maetche, Dwight	Phi, Cha, NY, Van, Edm, Por	1990, 1992, 1993, 1996, 1997, 1998, 2002, 2003, 2004, 2006, 2007
Manos, Tom	Bal	1988, 1989, 1990, 1991, 1992, 1993
McCabe, Chris	Bos	1994
McDonald, John	NJ	1988
McClellan, Tom	Bal	1989, 1990
McGaffey, Ed	Det	1989, 1990
McKay, Michael	Ana	2005
Miller, Brandon	Alb, SJ, Chi	2001, 2002, 2003, 2004, 2005, 2006, 2007
Miller, Chad	Van	2002
Miller, Erik	Bal, PitC, WashP, Col, Phi,	1999, 2000, 2001, 2002, 2003, 2004, 2005, 2006, 2007

All-Time Player Register

This list represents any goaltender who played in at least one game from 1987 to present.

GOALTENDERS

<u>Name</u>	<u>Team(s)</u>	<u>Season(s)</u>
	NYT	
Miron, Mike	Cbs, Arz, Roc	2002, 2003, 2004, 2005, 2006, 2007
Moag, Gavin	Bal	1987
Montour, Ken	Buf, Cbs, Arz, Phi	2002, 2003, 2005, 2006, 2007
Mootz, Paul	Det	1993
Moschella, Mark	Phi	1987, 1991
N		
Nash, Gord "Gee"	NY, Col	2000, 2001, 2002, 2003, 2004, 2005, 2006, 2007
Nelson, Bob	Syr	1999
Nelson, Mike	NY	1989, 1990
O		
O'Brien, John	Bal, Phi	1988, 1989
O'Neill, Dan	NE, Bos	1989, 1990, 1991, 1992
O'Neill, Marty	Bos, Syr, Buf	1993, 1994, 1995, 1996, 1997, 1998, 1999, 2000
O'Toole, Pat	NY, Buf, Phi, Roc	1995, 1996, 1997, 1998, 1999, 2000, 2001, 2002, 2003, 2004, 2005, 2006, 2007
P		
Palidwor, Curtis	Cbs, Mtl, Cgy, NYT, Edm	2001, 2002, 2003, 2004, 2005, 2006, 2007
Patterson, Nick	Van, Min	2004, 2005, 2006, 2007
Pearl, J.J.	PitB, Bal	1993, 1994, 1995, 1996, 1997
Pfeifer, Vinnie	NJSa, Phi, NY	1987, 1988, 1989, 1990, 1991, 1993, 1994
Piazza, Andy	Phi, NJSt	1994, 1995, 1996, 1997, 1998, 1999, 2000, 2002
Poulin, Mike	Tor	2007
Preece, Jay	Phi	2007
Q		
Quinn, Larry	NJSa, NY	1988, 1989
Quinn, Corey	Buf	2003
R		
Rankin, Jim	Syr	1998, 1999
Roik, Matt	NJSt, Ana, Phi	2002, 2003, 2004, 2005, 2006, 2007
S		
Sammut, Mike	Det	1991, 1992, 1994
Sams, Daniel	Buf	2007
Sanderson, Chris	Bal, Phi, NJSt	1999, 2001, 2002, 2003
Savicki, Ted	Det, Bal	1989, 1990, 1991, 1992, 1993, 1994, 1995
Schroeder, Nick	Phi, NYT	2002, 2003, 2004, 2005, 2007
Sheain, Buzz	Bal	1987

All-Time Player Register

This list represents any goaltender who played in at least one game from 1987 to present.

GOALTENDERS

<u>Name</u>	<u>Team(s)</u>	<u>Season(s)</u>
Slomkowski, Dave	Bal	1993
Soma, Andy	NE	1989, 1991
Stalfort, Jay	Bos	1995
Stevenson, Gavin	Det	1989
Still, Tom	WashP, Col	2002, 2003, 2005
Swift, Mike	NJSa	1988
T		
Thompson, Mike	Ott, Buf	2001, 2007
Toomey, Charlie	Bal, Bos	1992, 1993
Twomey, Shane	Bal	1997, 1998
V		
Vinc, Matt	SJ, NYT	2006, 2007
Vona, Brian	Bos	1993, 1995, 1996, 1997
W		
Wagar, Kurtis	Edm	2007
Warren, Chuck	Phi	1992, 1993, 1994
Watson, Bob	Bal, Ont, Tor	1996, 1998, 1999, 2000, 2001, 2002, 2003, 2004, 2005, 2006, 2007
Wetherup, Phil	Buf, Cbs, NY, Arz, Tor, Roc	2001, 2002, 2003, 2004, 2005, 2006, 2007
Winand, Bruce	WashW, Bal	1987, 1989, 1990
Wylie, Scott	Van	2002, 2003
Y		
Yeager, John	NE	1989, 1990

* Played part of his career as a forward