



# NEW YORK KNICKERBOCKERS (16-24)

## vs. DETROIT PISTONS (14-25)



JANUARY 18, 2010 \* 1:00 PM \* MADISON SQUARE GARDEN \* GAME NO. 41 \* HOME GAME NO. 21

### 2009-10 SCHEDULE

DATE	OPPONENT	TIME/RESULT	W/L
Oct. 28	@ Miami	L 115-93	0-1
Oct. 30	@ Charlotte	L 102-100 (2OT)	0-2
Oct. 31	vs. Philadelphia	L 141-127 (OT)	0-3
Nov. 2	vs. New Orleans	W 117-111	1-3
Nov. 4	vs. Indiana	L 101-89	1-4
Nov. 6	vs. Cleveland	L 100-91	1-5
Nov. 7	@ Milwaukee	L 102-87	1-6
Nov. 9	vs. Utah	L 95-93	1-7
Nov. 11	vs. Atlanta	L 114-101	1-8
Nov. 13	vs. Golden State	L 121-107	1-9
Nov. 18	@ Indiana	W 110-103	2-9
Nov. 21	@ New Jersey	W 98-91	3-9
Nov. 22	vs. Boston	L 107-105 (OT)	3-10
Nov. 24	@ L.A. Lakers	L 114-100	3-11
Nov. 25	@ Sacramento	L 111-97	3-12
Nov. 27	@ Denver	L 128-125	3-13
Nov. 29	vs. Orlando	L 114-102	3-14
Dec. 1	vs. Phoenix	W 126-99	4-14
Dec. 2	@ Orlando	L 118-104	4-15
Dec. 4	@ Atlanta	W 114-107	5-15
Dec. 6	vs. New Jersey	W 106-97	6-15
Dec. 7	vs. Portland	W 93-84	7-15
Dec. 11	@ New Orleans	W 113-96	8-15
Dec. 15	@ Charlotte	L 94-87	8-16
Dec. 17	@ Chicago	L 98-89	8-17
Dec. 18	vs. L.A. Clippers	W 95-91	9-17
Dec. 20	vs. Charlotte	W 98-94	10-17
Dec. 22	vs. Chicago	W 88-81	11-17
Dec. 25	vs. Miami	L 93-87	11-18
Dec. 27	vs. San Antonio	L 95-88	11-19
Dec. 29	@ Detroit	W 104-87	12-19
Dec. 30	@ New Jersey	L 104-95	12-20
Jan. 1	@ Atlanta	W 112-108 (OT)	13-20
Jan. 3	vs. Indiana	W 132-89	14-20
Jan. 7	vs. Charlotte	W 97-93	15-20
Jan. 9	@ Houston	L 105-96	15-21
Jan. 11	@ Oklahoma City	L 106-88	15-22
Jan. 13	@ Philadelphia	W 93-92	16-22
Jan. 15	vs. Toronto	L 112-104	16-23
Jan. 16	@ Detroit	L 94-90	16-24
Jan. 18	vs. Detroit	1:00 PM	
Jan. 22	vs. L.A. Lakers	8:00 PM	
Jan. 24	vs. Dallas	1:00 PM	
Jan. 26	vs. Minnesota	7:30 PM	
Jan. 28	vs. Toronto	7:30 PM	
Jan. 30	@ Washington	8:00 PM	
Jan. 31	@ Minnesota	7:00 PM	
Feb. 3	vs. Washington	7:30 PM	
Feb. 5	vs. Milwaukee	7:30 PM	
Feb. 6	@ Cleveland	7:30 PM	
Feb. 9	vs. Sacramento	7:30 PM	
Feb. 12-14	All-Star Weekend in Dallas, TX		
Feb. 16	@ Chicago	8:00 PM	
Feb. 17	vs. Chicago	7:30 PM	
Feb. 20	vs. Oklahoma City	7:30 PM	
Feb. 22	vs. Milwaukee	7:30 PM	
Feb. 23	@ Boston	7:30 PM	
Feb. 26	@ Washington	7:00 PM	
Feb. 27	vs. Memphis	7:30 PM	
Mar. 1	@ Cleveland	7:00 PM	
Mar. 3	vs. Detroit	7:30 PM	
Mar. 5	@ Toronto	7:00 PM	
Mar. 6	vs. New Jersey	7:30 PM	
Mar. 8	vs. Atlanta	7:30 PM	
Mar. 10	@ San Antonio	8:30 PM	
Mar. 12	@ Memphis	8:00 PM	
Mar. 13	@ Dallas	8:30 PM	
Mar. 15	@ Philadelphia	7:00 PM	
Mar. 17	@ Boston	7:30 PM	
Mar. 19	vs. Philadelphia	7:30 PM	
Mar. 21	vs. Houston	1:00 PM	
Mar. 23	vs. Denver	7:30 PM	
Mar. 26	@ Phoenix	10:00 PM	
Mar. 29	@ Utah	9:00 PM	
Mar. 31	@ Portland	10:00 PM	
Apr. 2	@ Golden State	10:30 PM	
Apr. 4	@ L.A. Clippers	9:30 PM	
Apr. 6	vs. Boston	7:30 PM	
Apr. 7	@ Indiana	7:00 PM	
Apr. 9	@ Orlando	7:00 PM	
Apr. 11	vs. Miami	7:30 PM	
Apr. 12	vs. Washington	7:30 PM	
Apr. 14	@ Toronto	8:00 PM	

### PROBABLE STARTERS

No.	Player	Pos	HT	WT	FROM	PPG	RPG	APG	MPG
8	Daniilo Gallinari	F	6-10	225	Milan, Italy	14.7	4.9	1.6	31.7
20	Jared Jeffries	F	6-11	240	Indiana	4.5	4.1	1.5	26.6
42	David Lee	F/C	6-9	250	Florida	19.3	11.2	3.3	36.9
21	Wilson Chandler	G/F	6-8	225	DePaul	14.7	5.5	2.2	35.0
1	Chris Duhon	G	6-1	190	Duke	8.8	2.9	6.2	33.9

### RESERVES

0	Larry Hughes	G	6-5	185	St. Louis	10.1	3.8	3.8	27.7
2	Nate Robinson	G	5-9	180	Washington	12.4	2.4	3.2	22.9
7	Al Harrington	F	6-9	250	St. Patrick's (NJ)	18.2	5.8	1.5	30.6
9	Jonathan Bender	F	7-0	230	Picayune, MS	4.7	2.2	0.8	13.0
11	Marcus Landry	F	6-7	230	Wisconsin	2.3	0.9	0.0	6.0
23	Toney Douglas	G	6-2	190	Florida State	6.4	1.1	0.8	12.8
31	Darko Milicic**	F/C	7-0	275	Novi Sad, Serbia	2.0	2.3	0.5	8.9
32	Cuttino Mobley**	G	6-4	215	Rhode Island	--	--	--	--
34	Eddy Curry**	C	7-0	295	Thornwood (IL)	3.7	1.9	0.0	8.9
43	Jordan Hill	F	6-10	235	Arizona	4.1	2.2	0.5	9.0

\*\* Inactive in last game

*Italics: announced retirement on 12/11/08*

### Pronunciation Guide

Daniilo Gallinari (Don-NEAL-o Gal-IN-naree);

Darko Milicic (DARK-ko MILL-eh-chich)

### 2009-10 RECORDS

	Overall	Home	Road	Overtime
East	11-16	5-8	6-8	1-3
West	5-8	4-3	1-5	0-0
Overall	16-24	9-11	7-13	1-3

### INJURY REPORT

Player	Injury	Status
Eddy Curry	Sore Left Knee	Questionable



### BROADCAST SCHEDULE



Game	Day/Date	Opponent	Eastern Time	Broadcast Information
41	Mon/Jan. 18	Detroit	1:00 p.m.	MSG/ESPN 1050
42	Fri/Jan. 22	LA Lakers	8:00 p.m.	MSG, ESPN/ESPN 1050
43	Sun/Jan. 24	Dallas	1:00 p.m.	MSG/ESPN 1050
44	Tue/Jan. 26	Minnesota	7:30 p.m.	MSG/ESPN 1050
45	Thu/Jan. 28	Toronto	7:30 p.m.	MSG/ESPN 1050

### THIS DATE IN KNICKS HISTORY

**January 18, 1955:** The Old Garden hosts the All-Star Game, with the East pulling out a 100-91 victory. Knicks are represented by Carl Braun (8 points), Harry Gallatin (13 points) and Dick McGuire (3 points).

**January 18, 1988:** Mark Jackson records a triple-double to lead Knicks to a 110-102 victory versus Atlanta at Madison Square Garden. Jackson scores 11 points, grabs 10 rebounds, while handing out 13 assists.

**January 18, 1993:** Knicks delight the home sellout crowd on Martin Luther King Day with a 106-103 victory over Phoenix. Patrick Ewing scores 35 points and John Starks adds 21 points off the bench.

**January 18, 2006:** Chicago's Ben Gordon caps a 32-point night with a buzzer-beating 22-foot jumper, giving the Knicks a last-second, 106-104 OT loss in Chicago. Nate Robinson forced overtime hitting a lay-up with :12.6 left in regulation. Jamal Crawford hits a three with :04.6 left in overtime to tie the game at 104.

# TONIGHT'S OPPONENT – DETROIT PISTONS

## TALE OF THE TAPE

STATS	NYK	DET
PPG	100.8	92.2
OPP PPG	102.3	97.1
FG %	.452	.435
OPP FG%	.471	.472
3-PT %	.340	.296
3PM	9.1	4.3
3PA	26.6	14.4
FT %	.771	.722
FTA	21.0	25.3
RPG	41.0	41.3
APG	21.4	17.5
TO	14.6	14.1



## SERIES HISTORY

	All-Time	2009-10
Overall Record	189-159	1-1
Home Record	99-50	0-0
MSG IV Record	62-28	0-0
Road Record	71-92	1-1
Palace of Auburn Hills Record	16-29	1-1
Neutral Record	19-17	0-0

## ALL-TIME SERIES FACTS vs. DETROIT

Current Streak	Lost 1	Highest Individual Points	49, Willie Naulls, Feb. 7, 1961
Current Home Streak	Lost 1	Highest Individual Points Allowed	51, Richard Hamilton, Dec. 27, 2006 ***
Current Road Streak	Lost 1	Most Points Scored	151 – Dec. 27, 2006 ***
Last Home Win	Dec. 7, 2008	Most Points Allowed	147 – Dec. 13, 1959
Last Road Win	Dec. 29, 2009	2009-10 Top Scorers (NY)	D. Lee – 28.0
Last Home Loss	Apr. 8, 2009	2009-10 Opponent Top Scorer	R. Stuckey – 17.5
Last Road Loss	Jan. 16, 2010	2009-10 High Rebounds (NY)	D. Lee – 14.5

## INSIDE LOOK

- New York returns to the Garden on Jan. 18 at 1 p.m. to complete their home-and-home with the Pistons and open a five-game homestand with their annual Martin Luther King Day game.
- This is the third of four meetings between the teams this season. New York will host the Pistons again on Mar. 3.
- New York is 17-6 (17-5 at MSG) on Martin Luther King Day.
- The season series is tied 1-1 with New York winning in Detroit 104-87 on Dec. 29 and losing there 94-90 on Jan. 16.
- David Lee is averaging 28 points on .579 shooting, 14.5 rebounds and seven assists and Danilo Gallinari 21.5 points and four rebounds in two meetings with Detroit. Rodney Stuckey is averaging 17.5 points, six rebounds and 4.5 assists against the Knicks.

## RECENT MEETINGS

On January 16, 2010 - New York rallied within two points of the Pistons with :17.9 left after trailing by as many as 21 points in the third quarter, but a pair of Chucky Atkins free throws followed by a Danilo Gallinari missed three pointer ended their comeback hopes and led to a 94-90 loss at the Palace of Auburn Hills. David Lee paced the Knicks with 26 points, 17 rebounds and a **career high tying nine assists (second consecutive night)**. Danilo Gallinari led the team in scoring with 27 points (8-16 FG, 8-8 FT, 3-6 3P) and Nate Robinson added 11 points off the bench, all of which came in the fourth quarter. Detroit was led by Rodney Stuckey's 20 points and Chris Wilcox season highs of 14 points and 10 rebounds. Charlie Villanueva added 19 points and 10 boards off bench.

On December 29, 2009 - New York raced out to a 12-point lead in the opening quarter, then held off Detroit's rally that cut it to two midway through the second quarter, by outscoring the Pistons 69-54 over the final 30:15 of a 104-87 victory at the Palace of Auburn Hills. New York's stellar play on the defensive end continued, as they limited an opponent to under 100 points for the 11<sup>th</sup> straight game. David Lee paced the Knicks with a season high 30 points (13-19 FG), 12 rebounds and five assists over 43 minutes. Wilson Chandler added 23 points, nine rebounds and three steals in his return to his native Michigan. Danilo Gallinari added 16 points, including 4-9 from downtown, and Chris Duhon posted 13 points and seven assists. Detroit was led by Ben Gordon's 17 points, as only three Pistons scored in double digits (Hamilton. 16 and Stuckey. 15).

## CONNECTIONS

Pistons forward **Tayshaun Prince** was a member of the 2008 Gold Medal winning USA basketball team that **Mike D'Antoni** served as an assistant coach for ... Senior Basketball Consultant **Dick McGuire** played with the Pistons from 1957-58 through 1959-60 and served as their head coach from 1959-60 to 1962-63, compiling a 122-158 record... Pistons assistant coach **Darrell Walker** was drafted in the first round (12<sup>th</sup> overall) by the Knicks in the 1983 NBA Draft. Walker played three seasons in New York before being traded to Denver... **Herb Williams** played one game for Toronto in 1995-96 when **Darrell Walker** was an assistant coach... **Jared Jeffries**, **Larry Hughes** and Pistons forward **Kwame Brown** were teammates in Washington from 2002-03 – 2004-05... Pistons guard **Ben Gordon** is from Mount Vernon, New York... Pistons forward **Charlie Villanueva** was born and raised in Elmhurst Queens, NY... **Darko Milicic** played in Detroit in 2003-04 and Orlando in 2006-07 with Pistons Head Coach **John Kuester** as an assistant coach... **Milicic** spent two seasons (2005-07) in Orlando with Pistons assistant coach **Brian Hill** as his head coach... **Larry Hughes** played parts of two seasons (1998-99 – 1999-2000) in Philadelphia with **John Kuester** as an assistant coach... **Kuester** was a member of the 1978-79 Denver Nuggets, for which **Donnie Walsh** served as an assistant coach before replacing Larry Brown as head coach for the final 29 games... Pistons forward **Chris Wilcox** appeared in 25 games for the Knicks last season after coming over in a trade from Oklahoma City on February 19. He averaged 5.4 points and 3.3 rebounds over 13.2 minutes... **Jared Jeffries'** Indiana Hoosiers lost to **Wilcox'** Maryland Terrapins in the 2002 NCAA Championship Game... **Chris Duhon** was teammates with Pistons center **Ben Wallace** from 2006-07 to 2007-08 while playing on the Chicago Bulls... **Wilson Chandler** played for Pistons head coach **John Kuester**, who was then Cavaliers assistant coach, for the sophomore team during the 2009 Rookie/Sophomore Challenge... **Chandler** is from Benton Harbor, Michigan. He led Benton Harbor HS to undefeated regular season record as a senior, averaging 24 points, 12 rebounds, five blocks and four steals, while shooting .680. He was named Mr. Basketball in Michigan for 2005.

# NEXT OPPONENT – LOS ANGELES LAKERS

## TALE OF THE TAPE

STATS	NYK	LAL
PPG	100.8	103.6
OPP PPG	102.3	96.6
FG %	.452	.459
OPP FG%	.471	.435
3-PT %	.340	.346
3PM	9.1	6.6
3PA	26.6	19.1
FT %	.771	.778
FTA	21.0	23.9
RPG	41.0	45.2
APG	21.4	22.3
TO	14.6	13.8



## SERIES HISTORY

	All-Time	2009-10
Overall Record	111-159	0-1
Home Record	64-58	0-0
MSG IV Record	23-30	0-0
Road Record	38-84	0-1
Staples Center Record	3-8	0-1
Neutral Record	9-17	0-0

## ALL-TIME SERIES FACTS vs. LOS ANGELES LAKERS

Current Streak	Lost 5	Highest Individual Points	53, Reed (1967), Houston (2003)
Current Home Streak	Lost 2	Highest Individual Points Allowed	71, Elgin Baylor, Nov. 15, 1960
Current Road Streak	Lost 3	Most Points Scored	142 – Dec. 31, 1957
Last Home Win	Jan. 30, 2007	Most Points Allowed	152 – Jan. 15, 1966
Last Road Win	Feb. 13, 2007	2009-10 Top Scorers (NY)	Chandler, Robinson – 15.0
Last Home Loss	Feb. 2, 2009	2009-10 Opponent Top Scorer	K. Bryant – 34.0
Last Road Loss	Nov. 24, 2009	2009-10 High Rebounds (NY)	Chandler, Lee – 7.0

## INSIDE LOOK

- New York is back in action on Jan. 22 when they host the Lakers at 8 p.m.
- This is the second and final meeting between the teams this season.
- New York dropped the first meeting in Los Angeles 100-90 on Nov. 24.
- New York dropped five straight to Los Angeles, last defeating them in LA on Feb. 13, 2007, 107-106, behind Jamal Crawford's 24 points.
- Wilson Chandler led the Knicks with 15 points and seven rebounds and Nate Robinson added 15 points off the bench in the first meeting with LA this season. Kobe Bryant paced the Lakers with 34 points, five rebounds and four assists.

## RECENT MEETINGS

On November 24, 2009 - New York grabbed a 41-40 lead late in the second quarter, but the defending champion Lakers surged back, grabbing a double-digit lead at the half before riding a 17-0 third-quarter run to a 24-point advantage en route to a 100-90 victory over the Knicks at the Staples Center. Wilson Chandler and Nate Robinson led the Knicks with 15 points, as New York struggled from the field, shooting 35-90 (.389). The Lakers were led by Kobe Bryant who scored 34 points and grabbed five rebounds. Paul Gasol added 11 points and 16 rebounds, as Los Angeles outrebounded New York 60-36.

On February 2, 2009 - Kobe Bryant set a Madison Square Garden scoring record with 61 points, as Los Angeles jumped out to a 15-point lead in the second quarter and held off a third-quarter surge from the Knicks, to pick up a 126-117 victory at Madison Square Garden. Al Harrington led three Knicks 20-point scorers with 24 points and six rebounds. David Lee recorded his 11<sup>th</sup> consecutive double-double with 22 points and 12 rebounds. Wilson Chandler added 20 points off the bench. Kobe Bryant's 61 points broke the previous Garden mark of 60 set by Bernard King on December 25, 1984.

## CONNECTIONS

Lakers Head Coach **Phil Jackson** played for the Knicks from 1967-1978, winning two NBA championships. He was selected by the Knicks in the second round (17<sup>th</sup> overall) of the 1967 NBA Draft. He averaged 6.8 points and 4.4 rebounds in 732 regular-season games and 8.8 points and 2.6 rebounds in 42 postseason games... **Mike D'Antoni** and **Phil Jackson** both won NBA Coach of the Year honors. D'Antoni in 2004-05 and Jackson in 1995-96 with Chicago... **Kobe Bryant** won the gold medal with the USA Basketball team, which **Mike D'Antoni** served as an assistant coach for, in Beijing in 2008... **Kobe Bryant** spent eight years of his childhood in Italy watching **Mike D'Antoni** play for Milan... Lakers forward **Josh Powell** played seven games with the Indiana Pacers in 2006-07 before **Donnie Walsh** traded him and **Al Harrington** to Golden State with Stephen Jackson in a deal that landed Indiana Ike Diogu, Mike Dunleavy and Troy Murphy... **Al Harrington** and Lakers center **DJ Mbenga** were teammates in Golden State for a portion of last season... Lakers assistant coach **Jim Clemons** played for the Knicks for three seasons from 1977-80. He averaged 7.4 points in 180 regular-season games and 5.7 points in six postseason games ... Lakers assistant coach **Kareem Abdul-Jabbar** was born in New York City and played his high school ball at Power Memorial Academy... **Donnie Walsh** brought Lakers forward **Ron Artest** to Indiana in a seven-player deal. Artest played three-plus seasons in Indiana before being traded to Sacramento... **Eddy Curry** and **Ron Artest** were teammates in Chicago for part of the 2001-02 season... **Artest** was born in Queensbridge, New York went to La Salle Academy in New York, NY and then attended St. John's University in Queens, New York... **Darko Milicic** and Lakers forward **Pau Gasol** were teammates in Memphis during the 2007-08 season.

# RECENT GAME RECAPS

## January 16, 2010 – Palace of Auburn Hills – Detroit Pistons 94 – New York Knicks 90

New York rallied within two points of the Pistons with :17.9 left after trailing by as many as 21 points in the third quarter, but a pair of Chucky Atkins free throws followed by a Danilo Gallinari missed three pointer ended their comeback hopes and led to a 94-90 loss at the Palace of Auburn Hills. David Lee paced the Knicks with 26 points, 17 rebounds and a **career high tying nine assists (second consecutive night)**. Danilo Gallinari led the team in scoring with 27 points (8-16 FG, 8-8 FT, 3-6 3P) and Nate Robinson added 11 points off the bench, all of which came in the fourth quarter. Detroit was led by Rodney Stuckey's 20 points and Chris Wilcox season highs of 14 points and 10 rebounds. Charlie Villanueva added 19 points and 10 boards off bench. In the first quarter, Detroit raced out to a six-point lead, following an 8-2 run, before New York went on an 11-4 run to cut the deficit to 13-12 with 4:53 remaining. Detroit answered with a 9-5 run to grab a 22-17 lead, before New York closed the quarter on a 7-1 run to grab a 24-23 lead after 12 minutes. Detroit scored the first three points of the second quarter to open up a 26-24 lead with 10:17 remaining. Al Harrington tied the game on the Knicks next possession with a nine-footer, before Pistons rattled off six straight to open up a 32-26 lead with 7:36 to play. New York trimmed the deficit to three twice over the next :47, before back-to-back buckets from Villanueva gave the Pistons a 39-32 edge. Lee answered with a pair of free throws for New York with 5:20 to play, prior to Detroit going on a **12-0 run** to open up a 51-34 lead with 1:17 remaining. Gallinari ended the Knicks scoreless drought at 4:47, burying a three pointer with :33.2 left to cut the Pistons lead to 51-37 at the half. Gallinari opened the third quarter scoring with a 22-footer, before Detroit rattled off nine consecutive points to open up a **game high 21-point advantage**, 60-39. The lead remained 21, 64-43, with 6:44 remaining, prior to New York scoring seven straight points to cut the deficit to 64-51 with 4:53 to play. Detroit responded with five straight, closing the quarter on a 13-9 run for a 77-60 lead after 36 minutes. New York opened the fourth quarter with back-to-back buckets from Jordan Hill and Jared Jeffries to cut the lead to 77-64, before Detroit regained a 16-point, 82-66 edge, with 8:09 to play, following a 5-2 run. New York then went on an 11-4 run to close within seven, 84-77, with 5:14 to play, on Robinson's first of three treys down the stretch. He hit his second triple with 4:02 to play to cut the deficit to six, answering a Villanueva six footer, before Detroit built it's lead back up to eight, 90-82, with 1:24 remaining, and then another triple, which was followed by a Gallinari 20-footer to cut the deficit to 90-87 with :48.8 left. He missed a 16-footer moments later with :19.9 left that would have cut the lead to one and then fouled Richard Hamilton, who buried two free throws to extend the Pistons lead to 92-87 with :17.9 to play. Gallinari drew three free throws on the Knicks next possession, burying all three, to cut the deficit to 92-90 with :17.9 left. He would attempt another three pointer, following a pair of free throws from Chucky Atkins, but it came up short with :09.4 left, like the Knicks comeback attempt.

	1	2	3	4	Final	FG%	3FG%	FT%	Rebs	AST	STL	TO	BLK
<b>New York</b>	24	13	23	30	90	32-81 (.395)	7-17 (.412)	19-21 (.905)	39	23	8	18	3
<b>Detroit</b>	23	28	26	17	94	32-82 (.390)	4-13 (.308)	26-36 (.722)	51	16	8	16	8



**HIGH SCORER (NYK) – DANILO GALLINARI (27) TOP REBOUNDER (NYK) – DAVID LEE (17)  
LEADING ASSISTS (NYK) – DAVID LEE (9) DOUBLE DOUBLES – DAVID LEE (26/17)**



## January 15, 2010 – Madison Square Garden – Toronto Raptors 112 – New York Knicks 104

New York dug themselves into a 28-point hole midway through the second quarter before cutting it to eight with 10:32 to play, but Toronto answered with a 16-7 run to regain a 17-point edge en route to a 112-104 wire-to-wire defeat of the Knicks at the Garden. Al Harrington led the Knicks with 31 points over 38 minutes off the bench. David Lee added 25 points, 14 rebounds and a career high nine assists. Danilo Gallinari added 26 points and four rebounds on Italian Heritage Night. Toronto was paced by Andrea Bargnani's 24 points and 12 rebounds. Jose Calderon added 21 points and six assists off the bench. Jarrett Jack opened the scoring with a three-pointer to begin the game, as Toronto started the night on a 19-4 run, before back-to-back buckets from Lee and Harrington cut the deficit to 11, 19-8. Bargnani scored the next five points, paving the way to a 20-12 quarter-ending run that put the Knicks in a 39-20 deficit after 12 minutes. The lead blossomed to 28, 56-28, midway through the second quarter, as Toronto opened the period on a 17-8 run. New York closed within 23, 60-37, before the quarter expired, and settled on a 67-43 hole at the break. The Knicks stormed back in the third quarter behind a season high 37 points. Toronto scored the first bucket to extend it's lead to 69-43, before New York went on a 37-20 run, behind Harrington (12 points), Lee (11 points) and Gallinari (eight points) to cut the Toronto lead to 89-80 with :32.3 left. Toronto scored the final four points of the quarter courtesy DeMar DeRozan to grab a 93-80 lead after 36 minutes. New York opened the fourth quarter with a layup from Wilson Chandler followed by a Nate Robinson triple to close within eight once again, 93-85, with 10:32 to play, before going scoreless over the next 2:22. Toronto scored six straight (four from Calderon) to regain a 14-point, 99-85 edge, with 8:25 remaining. Harrington ended the Knicks scoreless drought with a put-back dunk at the 8:09 mark, which was quickly answered by a Bargnani six-footer for a 101-87 advantage. Harrington answered with a triple to cut the Raptors lead to 101-90 with 7:30 remaining, before Toronto went on an 8-2 run to open up a 109-92 edge with 4:38 to play. New York scored five straight to close within 12, 109-97, with 3:53 remaining, but a Calderon triple with 3:36 to play put the comeback attempt on ice, giving the Raptors a 112-97 lead with 3:36 remaining.

	1	2	3	4	Final	FG%	3FG%	FT%	Rebs	AST	STL	TO	BLK
<b>Toronto</b>	39	28	26	19	112	39-73 (.534)	12-22 (.545)	22-31 (.710)	41	17	4	12	2
<b>New York</b>	20	23	37	24	104	38-86 (.442)	11-29 (.379)	17-20 (.850)	42	20	5	13	2



**HIGH SCORER (NYK) – AL HARRINGTON (31) TOP REBOUNDER (NYK) – DAVID LEE (14)  
LEADING ASSISTS (NYK) – DAVID LEE (9) DOUBLE DOUBLES – DAVID LEE (25/14)**



## January 13, 2010 – Wachovia Center – New York Knicks 93 – Philadelphia 76ers 92

New York rallied to tie the game at 80-80 with 5:19 to play after watching an eight-point first-quarter lead turn into a seven-point deficit in the third quarter, and then outscored Philadelphia 13-12, as David Lee hit two critical baskets in the final :43.9 before the defense held off a last second attempt in a 93-92 win at Wachovia Center, **snapping a nine-game losing streak in Philly**. David Lee led the Knicks with 24 points, including eight in the fourth quarter, nine rebounds and two assists over 45 minutes. Wilson Chandler added 18 points and six rebounds. Jared Jeffries posted a season high 15 points, nine rebounds, three assists, two steals and one blocked shot and Al Harrington added 17 points off the bench. Philadelphia was led by Allen Iverson's 16 points and five assists. Samuel Dalembert added 12 points and 21 boards. In the first quarter, New York went on a 24-16 run to turn a 4-4 tie into a 28-20 lead with 2:26 remaining, before Philadelphia closed the quarter on a 6-2 run, cutting the deficit in half, 30-26, after 12 minutes. Philly scored the first four points of the second quarter to force a 30-30 tie, before a reverse layup from Chandler gave the Knicks a 32-30 lead with 10:18 to play. 76ers then went on a 10-4 run to open up a 40-36 lead with 6:33 remaining. New York answered with six straight points from Harrington to grab a 42-40 edge, before Philly went on an 8-1 run to grab a 48-43 lead with 1:54 to play. New York answered with four points to close the quarter and head into the break, trailing 48-47. Philly opened the second half scoring with a 17-footer from Iverson and extended their lead to 61-54 with 6:26 to play, following a 13-7 run. New York answered with a three-pointer from Danilo Gallinari and a bucket from Chandler to cut the deficit to two, before Philly answered with five straight to regain a seven-point, 66-59 edge, with 4:09 to play. New York responded with a 9-2 quarter-ending run, tying the game at 68-68, on a Nate Robinson 20-footer with :01.0 left in the quarter. Philly opened the final stanza with a three-ball from Rodney Carney and a free throw from Lou Williams to grab a 72-68 lead. New York finally got on the board with a Chandler 20-footer with 9:14 to play, which was followed by a Harrington 13-footer that tied the game at 72-72 with 8:40 remaining. Carney answered with another trey with 7:48 to play, before a Chandler three-point play once again tied the game at 75-75. Philly opened up a 76-75 lead moments later before Harrington scored five straight, including a triple with 6:02 remaining, to give the Knicks an 80-76 lead with 6:02 to play. Philly quickly tied the game at 80-80, before Lee gave the Knicks an 82-80 lead with 5:00 to play, which Philly answered with a 10-4 run to grab a 90-86 lead with 1:18 left. Chandler answered with another three-point play to cut the deficit to 90-89, before Lee answered an Iverson miss with a 15-footer off a feed from DuHon to give the Knicks a 91-90 lead with :43.9 left. Philly responded with a seven-footer from Speights, before the duo of DuHon and Lee connected once again for a Lee go-ahead layup with :14.9 left. New York's defense then rose to the occasion, forcing a Carney three-point attempt with :01.0 left, which came up short, giving the Knicks the 93-92 victory.

	1	2	3	4	Final	FG%	3FG%	FT%	Rebs	AST	STL	TO	BLK
<b>New York</b>	30	17	21	25	93	36-80 (.450)	5-19 (.263)	16-23 (.696)	37	25	7	9	5
<b>Philadelphia</b>	26	22	20	24	92	37-86 (.430)	6-18 (.333)	12-16 (.750)	54	23	5	13	3



**HIGH SCORER (NYK) – DAVID LEE (24) TOP REBOUNDER (NYK) – LEE, JEFFRIES (9)  
LEADING ASSISTS (NYK) – CHRIS DUHON (7) DOUBLE DOUBLES – None**



# KNICKS KNOTATIONS

**LEE-DING THE WAY:** David Lee, the reigning double double king (65), posted 26 points (9-19 FG, 8-8 FT), 17 rebounds and a career high tying nine assists (second consecutive game with nine assists) over 46 minutes in 94-90 loss at Detroit on Jan. 16. **He eclipsed the 20-point mark six times in last seven games and 20 times this season (15 in 2008-09). This was his 22<sup>nd</sup> double double and 13<sup>th</sup> 20/10 game (14 in 2008-09). He's continuing where he left off in 2008-09, averaging a team high 19.3 points on .561 shooting and team high 11.2 rebounds over 36.9 minutes in 40 games (all starts).** He's seen his scoring average increase each year he's been in the league, averaging 16.0 points per game in 2008-09; 10.8, 2007-08; 10.7, 2006-07 and 5.1 points in 2005-06. **He ranks in the Top-21 in the NBA in four statistical categories this season. He is sixth (third in East) with 22 double doubles, sixth in field goal percentage (fourth in East) with a mark of .561, sixth in rebounding (fourth in East) with 11.2 rebounds per game and tied for 21st (eighth in East) in scoring with 19.3 points per game. He is one of two players in the NBA (Zach Randolph, Memphis, 20.5 points, 11.5 rebounds), averaging at least 19.3 points and 11.2 rebounds. He leads all Eastern Conference centers in scoring, 19.3, and all NBA centers in assists with 3.3 assists per game.** His ability to hit jumpers from 10-23 feet has contributed to his stellar play, becoming a staple of his game in 2009-10. **He's hit 99-220 (.450) from 10-23 feet, including 77 from 16-23 feet, which is tops among NBA centers.** His Player Efficiency Rating – a stat created by ESPN's John Hollinger that rates a player's per minute productivity – is also among the league leaders at the center position. **He ranks third among NBA centers (second in the East) with a PER of 21.62, trailing San Antonio's Tim Duncan and Orlando's Dwight Howard.** He is averaging an impressive 20.5 points on .586 shooting with 11.5 rebounds, 3.4 assists and 1.19 steals over 38.4 minutes in Knicks 16 victories. He posted 25 points (11-22 FG), 14 rebounds and a career high nine assists over 48 minutes (Knicks first complete game of season) in 112-104 loss versus Toronto on Jan. 15. He scored 24 points (10-20 FG) and grabbed nine rebounds in 93-92 win at Philadelphia on Jan. 13, but none were bigger than a pair of critical baskets he hit in the game's final :43.9. Lee, who scored eight points in the fourth quarter, hit a 15-footer with :43.9 left to give the Knicks a 91-90 lead and then answered a Marreese Speights seven-footer with a layup off a feed from **Chris Duhon** with :14.9 left, which gave the Knicks a 93-92 lead and proved to be the game winner. He pulled off a trifecta in 105-96 loss at Houston on Jan. 9, leading the Knicks in points, rebounding and assists with 26 points (12-17 FG), 12 rebounds, six assists and two steals over 45 minutes. He recorded 22 points (9-16 FG), 16 rebounds and three assists over 30 minutes in 132-89 win versus Indiana on Jan. 3. He recorded his seventh consecutive double double with 24 points, 15 rebounds and a then career high tying eight assists over 44 minutes in the 104-95 loss at New Jersey on Dec. 30. He averaged 22.7 points on .636 shooting with 14.3 rebounds and 4.1 assists over 41.1 minutes with seven double doubles during the seven-game streak. **He finished the month of December, averaging 19.8 points on .626 shooting with 12 rebounds and 3.2 assists over 39.4 minutes in 15 games.** He recorded a season high 30 points (13-19 FG, .684), 12 rebounds and five assists over 43 minutes in 104-87 win at Detroit on Dec. 29 – third 30-point performance of career (two last season). He recorded 28 points (11-13 FG, 6-6 FT) and 10 rebounds over 39 minutes in 95-88 loss versus San Antonio. He recorded 19 points and 16 rebounds over 40 minutes in 93-87 loss versus Miami on Dec. 25. He recorded 18 points, a **career high tying 21 rebounds (third time)** and team high five assists over 42 minutes in 88-81 win versus Chicago on Dec. 22. In the victory, he scored five critical points after Chicago cut a 22-point Knicks lead to one with 1:41 to play, including a game-sealing 17-footer with :05.5 left. He led the Knicks in scoring with 25 points (12-18 FG) and 11 rebounds over 43 minutes in 95-91 win versus LA Clippers on Dec. 18, including a tip-in shot off a **Harrington** miss that gave Knicks a 92-91 lead with :28.7 left. He recorded 17 points and 14 rebounds over 41 minutes in 113-96 win at New Orleans on Dec. 11. He posted 17 points (5-9 FG, 7-8 FT) and 10 rebounds over 39 minutes in 93-84 win versus Portland on Dec. 7. He recorded 18 points (7-9 FG) and 17 rebounds over 42 minutes in 114-107 win at Atlanta on Dec. 4. He recorded 24 points (10-13, .769 FG), eight rebounds and a season-high four steals over 33 minutes in 126-99 win versus Phoenix. He posted his third consecutive 20/10 game with 20 points (9-18 FG) and 12 rebounds over 36 minutes in 114-102 loss versus Orlando on Nov. 29. He posted 23 points (8-11 FG, 7-8 FT) and 10 rebounds over 32 minutes in 128-125 loss at Denver on Nov. 27. He posted 25 points (10-16 FG, 5-5 FT) and 12 rebounds over 39 minutes in 111-97 loss at Sacramento on Nov. 25. He posted 22 points (7-12 FG, 8-9 FT) and 16 boards over 37 minutes in 107-105 (OT) loss versus Boston on Nov. 22. He posted his first 20/10 game of the season with 20 points and 19 rebounds over 36 minutes in 101-89 loss versus Indiana on Nov. 4.

## DAVID LEE LEAGUE RANKINGS

STAT	AVG	RANK: East/NBA
FG %	.561	4/6
Double Doubles	22	3/6
RPG	11.2	4/6
PPG	19.3	8/21

## NBA CENTER SCORING LEADERS

RANK, PLAYER, TEAM	PTS
1. Chris Kaman, LAC	20.4
2. Tim Duncan, SA	19.9
3. David Lee, NY	19.3
4. Brook Lopez, NJ	18.8
5. Al Jefferson, MIN	18.1

## NBA CENTER ASSISTS LEADERS

RANK, PLAYER, TEAM	APG
1. David Lee, NY	3.3
1. Tim Duncan, SA	3.1
3. Nene Hilario, DEN	2.5
4. Joakim Noah, CHI	2.3
5. Two Tied	2.2

## NBA PLAYERS AVERAGING AT LEAST 19.3 POINTS AND 11.2 REBOUNDS

PLAYER, TEAM	MIN	PTS	REB	AST	DD'S	FG %
Zach Randolph, Memphis	36.8	20.5	11.5	2.0	25	.506
David Lee, New York	36.9	19.3	11.2	3.3	22	.561

## NBA CENTER EFFICIENCY RATINGS

RANK, PLAYER, TEAM	PER
1. Tim Duncan, SA	27.92
2. Dwight Howard, ORL	22.49
3. David Lee, NY	21.62
4. Brook Lopez, NJ	21.15
5. Marc Gasol, MEM	19.90

\*\* PER is a rating of player's per-minute productivity created by ESPN's John Hollinger. Note: Ranking based on players who played at least 25 minutes in 75% of team's games

## NBA CENTER FG LEADERS 16-23 FOOT SHOTS

RANK, PLAYER, TEAM	FG-FGA (Pct)
1. David Lee, NY	77-179 (.430)
2. Nenad Krstic, OKC	67-153 (.438)
3. Chris Kaman, LAC	63-137 (.460)
4. Andrea Bargnani, TOR	60-145 (.414)
5. Zydrunas Ilgauskas, CLE	50-143 (.350)

# KNICKS KNOTATIONS

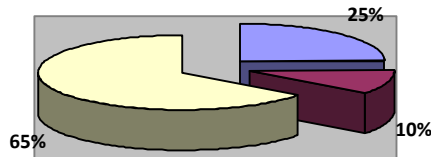
**G-MONEY:** Danilo Gallinari eclipsed the 20-point mark for the second consecutive game (ninth time this season), leading the Knicks in scoring for the seventh time with 27 points (8-16 FG, 3-6 3P, 8-8 FT) and four rebounds over 40 minutes in 94-90 loss at Detroit on Jan. 16. He went a perfect 8-8 from the free throw line, tying a career high of eight free throws made set earlier this season. **He's hit 13 consecutive free throws since Jan. 15 and is shooting 100-122 (.820) from the stripe this season. Among second year players, he ranks first in three pointers made with 106, second in 3P% with a mark of .406 (trailing Golden State's Anthony Morrow, .443), sixth in blocked shots with 0.85, ninth in scoring with 14.7 points and ninth in rebounding with 4.9 boards.** He scored 26 points (8-17 FG, 5-10 3P, 5-6 FT) and recorded four rebounds, three steals and two blocks over 42 minutes in 112-104 loss versus Toronto on Jan. 15 (Italian Heritage Night). Gallo shot 8-12 (.667) from the field and 5-7 (.714) from downtown over the final three quarters after going scoreless in the first (0-5 FG, 0-3 3P). He scored 17 points (6-14 FG, 5-11 3P) and recorded six rebounds and three assists over 37 minutes in 97-93 win versus Charlotte on Jan. 7. He rose to the occasion in crunch time, scoring nine points (3-6 FG, 3-4 3P) in the fourth quarter, including two three pointers in the final 1:31. He recorded 20 points (7-9 FG, 2-4 3P), eight rebounds and three assists over 31 minutes in 132-89 win versus Indiana on Jan. 3. He led the Knicks in scoring for the sixth time this season with 26 points (8-18 FG, 3-11 3P, 7-7 FT), including 13 in the fourth quarter (3-5 FG, 2-4 3P), and eight rebounds over a **career high 43 minutes** in 93-87 loss versus Miami on Dec. 25. He played a major role in Knicks 98-94 win versus Charlotte on Dec. 20, scoring eight points over final 5:06 after Charlotte had cut the Knicks lead to one and then blocked a potential game-tying layup from Acie Law with :04.9 left after going 2-4 from the free throw line in the final :19.2. He finished the game with 21 points (6-14 FG, 2-7 3P, 7-10 FT). Gallo, who blocked two shots in the win versus Charlotte, including the game sealer, **recorded a career high three blocks** in 88-81 win versus Chicago on Dec. 22. He led the Knicks in scoring with 18 points (6-17 FG, 6-15 3P) over 27 minutes in 98-89 loss at Chicago on Dec. 17. He began the game 0-5 from the field and from downtown, before finishing 6-12 FG (.500) and 6-10 3P (.600). He scored 14 points (4-10 FG, 3-7 3P) in 93-84 win versus Portland on Dec. 7, but none were bigger than a three pointer with 5:59 to play that ended a 14-0 Portland run and gave New York an 83-71 lead. He posted the first back-to-back 20-point performances of his career, following up a 27-point night on Dec. 1 versus Phoenix, with a 20-point (5-14 FG, 2-5 3P, 8-10 FT), seven rebound (team high), four steal, three-assist (team high) performance over 40 minutes in 118-104 loss at Orlando on Dec. 2. He recorded first 20/10 game and second double double of career with a team-high 27 points (10-19, .526 FG, 6-12, .500 3P), team-high 10 rebounds and two blocks over 36 minutes in 126-99 win versus Phoenix on Dec. 1. He led the Knicks in scoring with 17 points (6-12 FG, 3-8 3P) and four rebounds over 26 minutes in 98-91 win at New Jersey on Nov 21. Gallo came out of the gate sizzling, scoring eight points (3-6 FG, 2-4 3P), over 6:14 in the first quarter. He led the Knicks in scoring and rebounding, in recording his first career double double with 19 points and a career high 10 rebounds over 32 minutes in 121-107 loss versus Golden State on Nov. 13. He established a new career high point total with 22 points on opening night at Miami and then shattered that mark three days later with **his first career 30-point performance (30 points, 9-22 FG, 8-16 3P) in 141-127 (OT) loss versus Philadelphia on Oct. 31.** He was limited to 28 games (two starts) as a rookie, prior to undergoing season-ending back surgery on Apr. 7, 2009. He averaged 6.1 points, two rebounds and shot .448 (56-125) over 14.7 minutes. Gallo went 26-27 (.963) from the free throw line, nailing his first 21 attempts, and 32-72 (.444) from downtown. **The Knicks went 14-14 in games Gallo played (8-7 when played at least 15 minutes) last season. He was also the team's leader in plus/minus rating. The Knicks were a plus 50 with Gallinari on the court, outscoring their opponents 936-886.**

**DOCTOR TREY:** Danilo Gallinari is proving to be a three-point specialist with an **NBA leading 106 three pointers** (106-261 3P, .406) this season with **318 of his 574 points (55%)** coming via the three-point ball. **He hit at least six treys, four times; three treys, 20 times and he's attempted at least 10 three pointers, seven times in 39 games this season.** He buried two critical three pointers after Charlotte tied the game at 84-84 with 2:21 remaining to lead the Knicks to 97-93 victory versus Charlotte on Jan. 7. He buried 6-12 (.500) three pointers on his way to a 27-point performance in 126-99 win versus Phoenix on Dec. 1. He drained eight three pointers (8-16 3P) in 141-127 (OT) loss versus Philadelphia on Oct. 31, falling one shy of the franchise record of nine 3PM (Latrell Sprewell and John Starks). His 16 3PA tied the franchise record (Jamal Crawford and John Starks). He scored 22 points (7-14 FG) with seven three pointers (7-13 3P) in season opening 115-93 loss at Miami on Oct. 28. **His seven three pointers tied the NBA record for most in a season opener.**

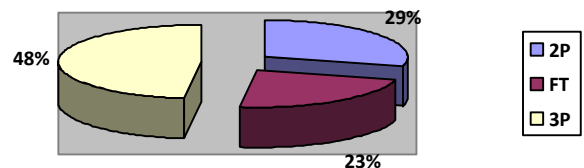
NBA LEADERS IN THREE POINTERS MADE			
Rank.	Player, Team	GP	3P FG %
1.	Danilo Gallinari, NYK	39	.406
2.	Channing Frye, PHX	41	.432
3.	Aaron Brooks, HOU	40	.399
4.	Mo Williams, CLE	42	.427
5.	Peja Stojakovic, NOH	37	.379

## Danilo Gallinari Point Breakdown Comparison

Through Dec. 1



Since Dec. 1



# KNICKS KNOTATIONS

**KNICKS ON MLK DAY:** New York will host Detroit at 1 p.m. on Martin Luther King Day, which will mark the organization's 11<sup>th</sup> consecutive year and 25<sup>th</sup> time playing on the holiday (17-6, 17-5 at home).

## ALL-TIME SERIES FACTS ON MARTIN LUTHER KING DAY

Current Streak	Won 1	Highest Individual Points	37, Patrick Ewing, Jan. 21, 1991 vs. PHI
Current Home Streak	Won 1	Highest Individual Points Allowed	45, Dominique Wilkins, Jan. 18, 1988 vs. ATL
Current Road Streak	Lost 1	Most Points Scored	117 – Jan. 21, 1991, vs. Philadelphia*
Last Home Win	Jan. 19, 2009 vs. CHI	Most Points Allowed	116 – Jan. 21, 1991, vs. Philadelphia*
Last Home Loss	Jan. 21, 2008 vs. BOS	Largest Win	22 – Jan. 15, 2001, vs. San Antonio
Longest Game	W 117-116 (OT), Jan. 21, 1991 vs. PHI	Largest Loss	43 – Jan. 21, 2002 vs. Charlotte
Home Record	17-5	Overtime Record	1-0

**A FULL GARDEN:** Knicks, who are **8-3 at home after starting 1-8**, sold out (19,763) the Garden for the sixth consecutive game and 14<sup>th</sup> time in 20 games in 112-104 loss versus Toronto on Jan. 15. Last season, the Garden was sold out 23 times, including the final four games. **New York ranks fifth in NBA in home attendance with an average of 19,612.** They trail Chicago (20,628), Cleveland (20,562), Portland (20,476) and Dallas (19,947).

## NBA LEADERS IN HOME ATTENDANCE

RANK	TEAM	GAMES	ATT	AVG
1	Chicago	21	433,178	20,628
2	Cleveland	17	349,554	20,562
3	Portland	23	470,950	20,476
4	Dallas	20	398,930	19,947
5	New York	20	392,239	19,612

**DE-FENSE:** New York held an opponent to under 100 points for the 16<sup>th</sup> time in 23 games, by limiting the Pistons to 94 points on .390 shooting in 94-90 loss at Detroit on Jan. 13. New York's stellar play on the defensive end has been a catalyst to their success over the last 23 games (NYK 13-10). **Their opponents are averaging 97.3 points on .456 shooting in the last 23 games (Knicks 13-10) after averaging 109.2 points on .470 shooting in the first 17 games (NYK 3-14). They are 12-6 when holding an opponent under 100 points and 4-0 when holding them under 90 points this season.** They held an opponent to under 90 points for the fourth time this season (NYK 4-0) and third time in seven games in 132-89 win versus Indiana on Jan. 3. They limited their opponent to under 100 points for 11 consecutive games from Dec. 6-29 – **a feat they accomplished for the first time since 2001 (19 straight, Feb. 18 – Mar. 26).** During the run (NYK 7-4), they limited opponents to 91.8 points on .449 shooting, behind averages of 6.82 steals and 4.73 blocks. They held Pistons to 87 points on .418 shooting (33-79) in 104-87 win at Detroit on Dec. 30. They limited the Bulls to **opponent season low point totals in a game (81), first quarter (12) and half (31, first half)** in the 88-81 win versus the Bulls on Dec. 22. They limited the Bobcats to 94 points on .452 shooting in the 98-94 win versus Charlotte on Dec.20, the Hornets to 96 points on .400 shooting in the 113-96 win at New Orleans on Dec. 11, Portland to 84 points on .470 shooting in the 93-84 win versus the Blazers on Dec. 7 and New Jersey to 97 points on .500 shooting in the 106-97 win versus the Nets on Dec. 6. **They were the first team to hold Phoenix under 100 points this season** in 126-99 win versus Phoenix on Dec. 1.

## KNICKS DEFENSIVE COMPARISON

GAMES	OPP PPG	OPP FG%	UNDER 100	NYK STEALS	NYK BLOCKS
First 17 (3-14)	109.2	.470	2	7.76	4.06
Last 23 (13-10)	97.3	.456	16	7.00	4.39
11-game streak (7-4)	91.8	.449	11	6.82	4.73

**HEATING UP WINTER:** New York is 13-10 (.565) since Dec. 1, after starting the season 3-14. They pieced together three three-game (one four-game, Dec 4-11) winning streaks during this stretch, starting the new year 3-0 for the first time since 2006 (six straight victories), before losing in Houston 105-96 on Jan. 9.

# KNICKS KNOTATIONS

**BIG AL:** Al Harrington led the Knicks in scoring for the 15<sup>th</sup> time this season with 31 points (11-22 FG, 5-11 3P) and five rebounds over 38 minutes off bench in 112-104 loss versus Toronto on Jan. 15. He eclipsed the 20-point mark, 14 times; 30-point mark, four times and 40-point mark, twice this season. He's led the Knicks in scoring 15 times, rebounding five times and assists twice with three double doubles and three 20/10 games. He ranks tied for 30th in NBA in scoring with 18.2 points, after posting a career high 20.1 points in 2008-09. He's the NBA's leader in scoring off the bench with 17.9 points on .442 shooting over 29.0 minutes in 30 games. He recorded 25 points (10-19 FG) and nine rebounds over 35 minutes in 104-95 loss at New Jersey. He's eclipsed He led the Knicks with 20 points over 32 minutes off the bench in 88-81 win versus Chicago on Dec. 22. He started for the fourth consecutive game and sixth time this season, leading the Knicks in scoring with 28 points (11-20 FG, 4-7 3P) and seven rebounds over 34 minutes in 113-96 win at New Orleans on Dec. 11. Harrington scored 12 points (5-8 FG, 2-3 3P) in the fourth quarter, including six points (2-2 3P) during the game-ending 18-0 run. This marked the sixth time that Harrington eclipsed a double-digit point total in the fourth quarter this season. He started and recorded team highs of 26 points (10-18 FG, 5-5 FT), 14 rebounds and five assists over 40 minutes in 106-97 win versus New Jersey on Dec. 6. He scored 14 points (5-10 FG, 1-3 3p, 3-3 FT) in first quarter of the Nets win, for his second consecutive game with at least 14 points in the first quarter. On Dec. 4, he started for the first time since Oct. 30 at Charlotte – and led the Knicks in scoring with 27 points and five rebounds over 39 minutes in 114-107 win at Atlanta. He scored 25 points (10-13, .769 FG, 4-5, .800 3P) in the first half, including 17 points (7-8, .875 FG, 3-4, .750 3P) in the first quarter. His 25-point half was his second largest point total for a half and the Knicks second largest individual point total in a half this season (Harrington scored 30 in the second half/overtime on Oct. 31 versus Philadelphia). He posted his **second 40-point performance** and second 20/10 game (second double-double) of season with 41 points (14-24 FG, 4-8 3P, 9-13 FT) and 10 rebounds over 38 minutes off the bench in 128-125 loss at Denver on Nov. 27. Harrington's 41-point performance, fell one point shy of his career high of 42 set earlier this season on Oct. 31 versus Philadelphia. It's his **third career 40-point effort**, as he also recorded 40 points on Dec. 23, 2002 with Indiana versus Atlanta. **Al's 41 and 42 point performances this season both came in a reserve role and rank as the top two individual bench scoring performances in Knicks history since 1964-65.** He led NY in scoring for the third consecutive game with 30 points (10-21, .476 FG, 5-10, .500 3P, 5-6 .833 FT) and nine rebounds over 40 minutes in 107-105 (OT) loss versus Boston on Nov. 22. Harrington scored 11 points (4-4 FG, 3-3 3P) over the final 5:15 of the third quarter, as the Knicks turned a six-point deficit into a five-point advantage, behind a 15-4 run. He led the Knicks in scoring with 26 points, including 13 points in the fourth quarter, over 30 minutes off the bench in 110-103 victory at Indiana on Nov. 18. He recorded his first double double and 20/10 game of the season with 23 points and 12 rebounds over 38 minutes off the bench in 114-101 loss versus Atlanta on Nov. 11. He scored a **career high 42 points** (16-22 FG) over 36 minutes, before fouling out in 141-127 (OT) loss versus Philadelphia on Oct. 31. He scored 14 points in the fourth quarter, helping NY overcome an 18-point deficit to force OT, and then scored NY first five points of the extra session before picking up his sixth foul. Harrington surpassed his previous career high of 40 points, which he set with the Pacers on Dec. 23, 2002 versus Atlanta. **His 42 points off the bench set a Knicks franchise record.**

TOP KNICKS INDIVIDUAL BENCH PERFORMANCES SINCE 1964-65			
Player	Game	MIN	PTS
1. Al Harrington	Oct. 31, 2009 vs. PHI	36	42
2. Nate Robinson	Jan. 1, 2010 @ ATL	38	41
2. Al Harrington	Nov. 27, 2009 @ DEN	38	41
2. Nate Robinson	Feb. 23, 2009 vs. IND	36	41
2. Bob McAdoo	Dec. 17, 1978 vs. ATL	42	41
6. Cazzie Russell	Feb. 25, 1968 @ DET	40	38

NBA LEADERS IN SCORING OFF THE BENCH			
Rank, Player, Team	GP	MIN	PPG
1. Al Harrington, NYK	30	29.0	17.9
2. Jamal Crawford, ATL	39	30.7	17.2
3. Jason Terry, DAL	38	33.6	16.5
4. Carl Landry, HOU	39	27.0	16.3
5. Corey Maggette, GSW	20	25.2	15.8

**BACK-TO-BACK:** New York was swept in a back-to-back series for the fourth time this season with a 94-90 loss at Detroit on Jan. 16, following 112-104 loss versus Toronto on Jan. 15. They are 4-5 in the first game and 2-7 in the second game of a back-to-back with one sweep. Their one sweep came when they won the second game for the first time this season, with a 93-84 win versus Portland on Dec. 7 after defeating New Jersey 106-97 on Dec. 6. **Last season, they went 3-15 in the first game and 6-12 in the second game of a back-to-back. They won both once and lost both 10 times.**

**EIGHT MEN OUT:** New York fell to 10-9 when playing only eight players in 112-104 loss versus Toronto on Jan. 15, marking the 16<sup>th</sup> time in 20 games they played eight men. They had a **streak of 11 consecutive games playing only eight players come to an end in 104-87 win at Detroit on Dec. 29 when they went with a nine-man rotation.** They played eight players for the 11th consecutive game and 14th time this season in 95-88 loss versus San Antonio on Dec. 27. Last season, they played as few as seven players 11 times and went 5-6 in those games.



# KNICKS KNOTATIONS

**THEY WENT TO JARED:** Jared Jeffries recorded a **season high point total for the second time in three games** with 15 points (6-9 FG, 1-3 3P), nine rebounds, three assists, two steals and one blocked shot over a season high 44 minutes in 93-92 win at Philadelphia on Jan. 13. He scored a then season high 12 points (4-10 FG, 4-5 FT) and recorded six rebounds, two assists and two blocked shots over 39 minutes in 105-96 loss at Houston on Jan. 9. **In Knicks last 22 games (13-10), Jeffries is averaging team highs of 1.47 blocks and 1.35 steals, while the Knicks are outscoring their opponents by a team high 88 points with him on the court. He is a plus-29 on the season, which is tops among Knicks who are playing at least 12 minutes a game. He blocked at least two shots in five of last eight games and 13 of the last 19 games, ranking 27th in NBA on the season with 1.15 blocks. He's also proven to be a specialist at drawing the offensive foul, ranking fifth in NBA with 27 drawn charges.** He recorded five points, eight rebounds, three blocks, two steals and a team high plus-20 rating in 104-87 win at Detroit on Dec. 30. He posted a stat stuffing performance in 94-87 loss at Charlotte on Dec. 15 with 11 points (4-6 FG, 1-1 3P) and a career high with six steals to go with five rebounds, three assists, three drawn charges and two blocked shots over 37 minutes. Jeffries, who was a team-high plus-15, fouled out with the Knicks leading 85-81 and 2:33 remaining in the game. Charlotte proceeded to outscore New York 13-2 after Jeffries departure. Jared posted 10 points (4-6, .667 FG) and recorded five rebounds, four assists, four blocked shots (season high) and one steal over 26 minutes in 126-99 win versus Phoenix on Dec. 1.

NBA LEADERS IN CHARGES DRAWN				
Rank	Player, Team	GP	MIN	CHARGES
1.	Kyle Lowry, HOU	40	24.8	31
2.	Nick Collison, OKC	35	21.2	30
3.	Andrew Bogut, MIL	31	32.4	30
3.	Gerald Wallace, CHB	36	42.0	28
5.	Jared Jeffries, NYK	39	26.6	27

**ENDING A DROUGHT:** New York improved to **1-4 in games decided by three points or less** and snapped a nine-game losing streak at the Wachovia Center with a 93-92 win at 76ers on Jan. 13. The win marked the Knicks first in Philadelphia since Dec. 17, 2004 when they recorded a 113-107 victory.

**WILL THE THRILL:** Wilson Chandler is averaging **16.8 points on .516 shooting, 5.9 rebounds, 2.3 assists, 1.00 steals and 0.55 blocks with seven 20-point efforts over 37.0 minutes in last 22 games after averaging 12 points on .389 shooting, 5.1 rebounds, 1.7 assists, 0.44 steals and 0.94 blocks with one 20-point effort over 32.6 minutes in his first 18 games.** One of the reasons for his turnaround has been his focus on taking the ball to the basket and settling for less three point shots. **In the last 22 games, Wil is averaging 2.0 three point attempts (0.5 3PM) and 2.2 free throw attempts (1.8 FTM), compared to 3.2 three point attempts (0.9 3PM) and 2.0 free throw attempts (1.8 FTM) in previous 18 games.** He led the Knicks in scoring for the second consecutive game and fifth time this season with his **third consecutive 20-point effort (four in five games, eighth time this season)** with 27 points (11-21 FG, 1-1 3P, 4-4 FT), seven rebounds and team high six assists (first time leading NYK in assists this season) over 46 minutes in 97-93 win versus Charlotte on Jan. 7. He led the Knicks in scoring with 23 points (9-15 FG) over 30 minutes in 132-89 win versus Indiana on Jan. 3. He recorded his sixth 20-point effort, second double double and first 20/10 game of the season with 24 points (10-19 FG) and a **career high 17 rebounds** over season high 48 minutes in 112-108 (OT) win at Atlanta on Jan. 1. He scored 23 points (10-20 FG) and recorded nine rebounds, career high tying three steals and one blocked shot over 38 minutes in return to his native Detroit on Dec. 29 – 104-87 win. He scored a **season high 26 points** (9-17 FG, 2-3 3P), including 13 points in the second quarter, in 98-94 win versus Charlotte on Dec. 20. He recorded 20 points (10-15 FG) and six rebounds over 33 minutes before fouling out in 113-96 win at New Orleans on Dec. 11. He followed up solid play in Orlando on Dec. 2 with an 11-point fourth quarter (5-8 FG, 1-3 3P) to help lead the Knicks to a 114-107 win at Atlanta on Dec. 4. Chandler, who finished the night with 18 points, led the Knicks in scoring with 24 points (10-18, .556 FG) and five rebounds over 38 minutes in the 118-104 loss at Orlando on Dec. 2. He recorded his first double-double of the season – the first by a Knick other than **David Lee** – with 17 points and 10 rebounds in the 95-93 loss versus Utah on Nov. 9. He recorded three point-rebound double-doubles last season. **Wil's also been stellar from the free throw line this season, shooting 69-82 (.841) from the stripe this season.** He shot .795 (171-215) from the line last season and .630 (34-54) from the stripe in his rookie season of 2007-08.

WILSON CHANDLER STATISTICS COMPARISON								
GAMES	MINS	POINTS	20+	FG %	REBS	ASSTS	STEALS	BLOCKS
First 18	32.6	12.0	1	.389	5.1	1.7	0.44	0.94
Last 22	37.0	16.8	7	.516	5.9	2.3	1.00	0.55

**DOWNTOWN EXPRESS:** New York set a franchise record with 47 three point attempts (16 made, .340) and an NBA record with 29 three pointers attempted in a half (first half, nine made, .310) in 98-89 loss at Chicago on Dec. 17. The previous franchise record was 39 three pointers attempted (17 made, .436) set last season on Feb. 20, 2009 in 127-97 win versus Toronto. The NBA record for most three pointers attempted in a half was 28 set by Phoenix at New York on Nov. 29, 1995. New York also fell two 3PA's shy of the NBA record for a game, 49, set by Dallas versus New Jersey on Mar. 5, 1996. New York rode an 18-0 game-ending run to a 113-96 win at New Orleans on Dec. 11 with all 18 points coming courtesy of the three-point ball with **Chris Duhon** hitting three triples, **Al Harrington**, two, and **Danilo Gallinari**, one. New York hit 13-25 (.520) from downtown in the win, after hitting 13-26 (.500) from downtown en route to a 93-84 win versus Portland on Dec. 7. **They hit at least 13 three pointers six times this season and are shooting 362-1065 (.340) from downtown this season.** Their season high is 16 3PM, which they accomplished in Dec. 17 loss at Chicago. They rank in the top-3 in the NBA in three pointers made and three pointers attempted, along with Phoenix and Orlando.

THREE POINTERS MADE		
RANK	TEAM	3PM
1	Orlando	10.33
2	Phoenix	9.07
3	New York	9.05

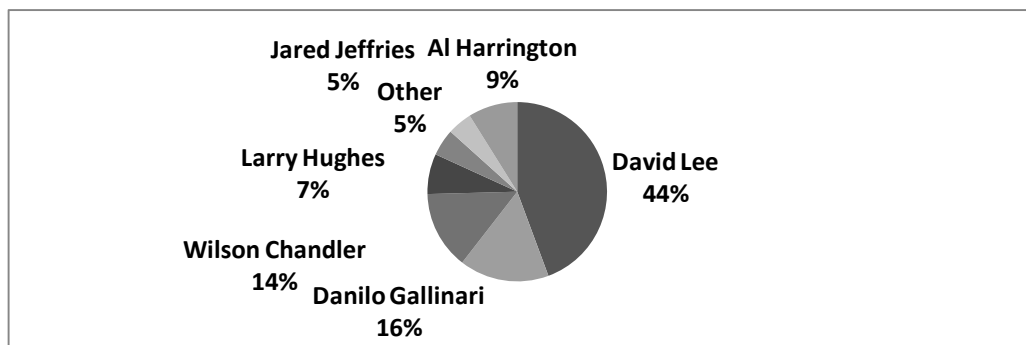
THREE POINTERS ATTEMPTED		
RANK	TEAM	3PA
1	Orlando	28.43
2	New York	26.63
3	Phoenix	22.15

# KNICKS KNOTATIONS

**C-DUING IT WELL:** Chris Duhon scored 18 points (6-8 FG, 6-7 3P) and dished out seven assists with no turnovers over 25 minutes in 132-89 win versus Indiana on Jan. 3. He recorded a Knicks season high 13 assists with no turnovers over 37 minutes in 95-88 loss versus San Antonio on Dec. 27. It marked the Knicks fourth double-digit assist effort of the season and third by Duhon (one by Larry Hughes). His 13 assists without a turnover fell one shy of the Knicks record of 14 assists without a turnover shared by four players (Jim Cleamons, Mark Jackson, twice, and Doc Rivers). He ranks sixth in the NBA with 3.36 assists per turnover and tied for 11th in the NBA with 6.2 assists per game. He fell three rebounds shy of a triple double in 95-91 win versus LA Clippers on Dec. 18. C-Du recorded 17 points (5-8 FG), 10 assists (six in third quarter) and seven rebounds over 37 minutes. This was his second double double. He averaged 15 points and 8.3 assists with 0.75 turnovers (11 a/to ratio) during Knicks four-game winning streak (Dec. 4-11). He followed up a stellar homecoming in New Orleans with a team-leading 18 points, including 11 (4-6 FG, 3-4 3P) in first quarter, and six assists over 43 minutes in 94-87 loss at Charlotte on Dec. 15. This, after the Slidell, Louisiana native returned to New Orleans and put on a show in 113-96 Dec. 11 win, scoring 22 points (7-11 FG), behind a season high six three pointers (6-8) with nine assists over 34 minutes. He fueled the Knicks game ending 18-0 run, by hitting three triples and dishing out three assists over final 4:43. He scored season high 25 points (10-16, .625 FG, 4-8, .500 3P), including 11 (4-6 FG, 3-4 3P) in first quarter, and posted 10 assists in 114-107 win at Atlanta on Dec. 4.

**PICK AND ROLL EXPRESS:** David Lee capped off five of Chris Duhon's seven assists, including two of the game's biggest buckets in the final :43.9 of a 93-92 win at Philadelphia, as the pick-and-roll duo continues to be in sync this season after D-Lee capped off 28.4% (161) of Duhon's 566 assists last season. So far this season, Lee baskets have accounted for 44% (110) of C-Du's 249 assists. The next closest finisher is Danilo Gallinari at 16% (40), then Wilson Chandler at 14% (35). Chandler capped off 85 of Duhon's dimes last season, which was the second most on the team.

## CHRIS DUHON ASSISTS



### KNICKS ALL-TIME TOP PERFORMANCES: ASSISTS WITHOUT A TURNOVER

PLAYER	OPPONENT	DATE	MINUTES	ASSISTS	TURNOVERS
1. Jim Cleamons	vs. Golden State	Jan. 29, 1979	38	14	0
1. Mark Jackson	vs. Chicago	Apr. 19, 1988	41	14	0
1. Glenn Rivers	vs. Utah	Mar. 04, 1993	31	14	0
1. Mark Jackson	@ Milwaukee	Dec. 04, 2001	31	14	0
<b>5. Chris Duhon</b>	<b>vs. San Antonio</b>	<b>Dec. 27, 2009</b>	<b>37</b>	<b>13</b>	<b>0</b>
5. Mark Jackson	vs. Phoenix	Jan. 05, 1992	37	13	0
5. Derek Harper	vs. Indiana	Jan. 10, 1995	41	13	0
<b>8. Chris Duhon</b>	<b>@ Washington</b>	<b>Nov. 7, 2008</b>	<b>36</b>	<b>12</b>	<b>0</b>
8. Rory Sparrow	vs. Boston	Dec. 18, 1984	29	12	0
8. Greg Anthony	@ Philadelphia	Jan. 22, 1993	29	12	0

**THE COMEBACK KID:** Jonathan Bender scored a season high 16 points (6-10 FG, 2-5 3P, 2-2 FT) – most since Mar. 12, 2004 (16, @ BOS) – and recorded three rebounds and two blocked shots over 20 minutes off bench in 106-88 loss at Oklahoma City on Jan. 11. He's eclipsed double-digit scoring twice and blocked at least two shots three times (last three games) in 11 games. He's also a perfect 14-14 from the free throw line. He made quite the impact in his first two games after returning from a four year injury-induced hiatus. He scored 11 points (3-4 FG, 3-3 3P) over 15 minutes in 98-94 win versus Charlotte on Dec. 20. The 11 points were the most he scored in a game since Nov. 3, 2004 when he scored 11 points at Cleveland. He made his return to NBA action in 95-91 win versus LA Clippers after being sidelined for the past four years with chronic knee pain. He scored nine points (2-4 FG, 1-1 3P, 4-4 FT) and recorded two rebounds, one assist and one blocked shot over 14 minutes in his first game action since Nov. 5, 2005 versus Philadelphia (12 minutes). New York Knickerbockers President of Basketball Operations Donnie Walsh announced on December 13 that he had been signed to a contract. "Jonathan has worked extremely hard in preparing himself for a return to the

# KNICKS KNOTATIONS

NBA,” said Walsh. “I know him to be a young man of the highest character from my relationship with him that dates back 10 years to his rookie year and I think he will be a fine addition to our team both on and off the court.” Bender, 7-0, 230-pounds, has career averages of 5.6 points, 2.2 rebounds and 15.0 minutes in 237 games (27 starts) over seven NBA seasons, all with Indiana. The Picayune, MS-native was selected out of high school by the Toronto Raptors with the fifth overall selection in the 1999 NBA Draft and was acquired by the Pacers on Aug. 1, 1999 in exchange for Antonio Davis. Bender enjoyed his most productive NBA season in 2001-02 when he averaged career-highs of 7.4 points, 3.1 rebounds and 21.1 minutes in a career-high 78 games. Injuries forced Bender to miss 172 games over the next three seasons before he was forced to stop playing due to chronic knee pain on Feb. 4, 2006, after playing in just two games in 2005-06. Bender founded *The Jonathan Bender Foundation* in New Orleans that has adopted elementary schools, taken on real estate ventures, offered free finance classes for some of New Orleans' poorest residents and run free basketball clinics for teens in the New Orleans region. He also founded a construction company called *Kingdom Homes* that buys and restores flood-damaged properties in New Orleans' most disadvantaged neighborhoods.

**THE NATE SHOW:** Nate Robinson led the Knicks in scoring for the second time in five games (sixth time this season) after registering 14 straight DNP-CD with 19 points (8-17 FG, 2-6 3P), four rebounds, three assists and two steals over 32 minutes in 106-88 loss at Oklahoma City on Jan. 11. He eclipsed the 20-point mark for the second time in four games and fourth time this season with 20 points (7-13 FG, 3-6 3P) and season high tying two steals over 28 minutes in 105-96 loss at Houston on Jan. 9. He put on a show in Atlanta in 112-108 (OT) win on Jan. 1, in his first action since Dec. 1. Robinson posted **his third career 40-point game**, scoring a season high 41 points (18-24 FG, 3-5 3P, 2-5 FT), and recording a career high 18 FGM and season highs of eight assists and six rebounds over 38 minutes as a reserve. Robinson's 41-point effort **tied the second best individual scoring mark off the bench in franchise history** (since 1964-65) and was the second time in Robinson's career that he scored 40 points off bench (third 40-point effort). **He became the first NBA player to score 40 or more points with eight-or-more assists as a reserve since Pete Maravich had 42 points and 10 assists for the Hawks against the Buffalo Braves in 1973.** Of Nate's 41 points, 23 came in the game's final 13:12, including 11 of the team's 13 points in overtime. He scored 22 (10-11 FG, 2-3 3P) of his team high 24 points, in the fourth quarter of 114-102 loss versus Orlando on Nov. 29. His 22 points fell two points shy of the Knicks record for most points in a quarter, 24, held by Allan Houston (fourth quarter, vs. MIL, Jan. 12, 2002) and Willis Reed (second quarter, at LAL, Nov. 1, 1967). **This was the third time in his five-year career that he scored at least 20 points in a quarter. He scored 20 points in the fourth quarter of a 112-104 win versus Atlanta on Jan. 28, 2009 and 22 points in the third quarter of a 120-114 (OT) loss versus Portland on Mar. 8, 2008.** This was the third time in four games that Nate led the Knicks in scoring. It was also his second 20-point performance in three games. He led the Knicks in scoring for the second consecutive game (third time this season) and assists for the first time this season with 25 points (10-16 FG, 4-8 3P) and five assists over 36 minutes in 111-97 loss at Sacramento on Nov. 25. The 25-point effort was his first 20-point effort of the season.

TOP KNICKS INDIVIDUAL BENCH PERFORMANCES SINCE 1964-65				
Player	Game	MIN	PTS	
1. Al Harrington	Oct. 31, 2009 vs. PHI	36	42	
2. Nate Robinson	Jan. 1, 2010 @ ATL	38	41	
2. Al Harrington	Nov. 27, 2009 @ DEN	38	41	
2. Nate Robinson	Feb. 23, 2009 vs. IND	36	41	
2. Bob McAdoo	Dec. 17, 1978 vs. ATL	42	41	

**COMEBACK KIDS:** New York overcame a 10-point, third-quarter deficit (71-61 2:42 to play), in 97-93 win versus Charlotte on Jan. 7, **recording their seventh comeback victory from a double-digit deficit this season (six times in 2008-09).** New York cut the 10-point deficit to 71-68 after three quarters and then outscored Charlotte 29-22 in the fourth quarter en route to the victory. **New York improved to 5-16 when trailing after 36 minutes. They were 2-40 (1-23 on road) last season.** They overcame a 14-point deficit with 9:00 remaining and then outscored Hawks 13-9 in overtime to pick up a 112-108 (OT) road victory on New Year's Day in Atlanta. They overcame a 20-point deficit (46-26, 6:07 to play in the second quarter), rallying for a 95-91 victory versus LA Clippers on Dec. 18, marking the **fourth largest come-from-behind win by the Knicks since 1991-92 and their largest since Mar. 14, 2004 when they stormed back from a 26-point deficit to pick up a 103-100 win at Milwaukee.** New York overcame a double-digit deficit in victory (16 points, 58-42, 2Q, 3:21 to play) in 113-96 win at New Orleans on Dec. 11. They also accomplished the feat (13 points, 57-44, 2Q, 3:52 to play) for the second consecutive game and third time this season in 106-97 win versus New Jersey on Dec. 6. Two days earlier, they overcame an 11-point deficit (Hawks began game on 11-0 run) for a 114-107 win at Atlanta on Dec. 4. In that victory, New York overcame an 84-83 Hawks lead after 36 minutes, improving to 3-13 (2-7 on the road) when trailing at the start of the fourth quarter.

BIGGEST KNICKS COMEBACKS IN VICTORY SINCE 1991-92				
DEFICIT	SCORE	OPPONENT	DATE	FINAL SCORE
26	39-65	at Milwaukee	Mar. 14, 2004	103-100
22	49-71	vs. Chicago	Mar. 2, 1995	93-89
21	14-35	vs. Miami	Mar. 11, 2002	86-83
<b>20</b>	<b>26-46</b>	<b>vs. LA Clippers</b>	<b>Dec. 18, 2009</b>	<b>95-91</b>
20	44-64	at Miami	Apr. 25, 1999	82-80
20	45-65	at Boston	Mar. 7, 1997	113-102
20	27-47	vs. LA Lakers	Nov. 8, 1994	117-113

# KNICKS KNOTATIONS

**GARDEN PARTY:** New York recorded it's largest margin of victory, 43, since 1996 (125-79, Apr. 15 vs. Toronto) and sixth largest win in franchise history with 132-89 win versus Indiana on Jan. 3. New York led by as many as 48 points on three occasions, **which was the largest lead in the NBA this season.** The 132-point effort and 74 points in the first half were season highs. They also tied a season low (fourth time) with nine turnovers in their **first wire-to-wire victory of the season.**

ALL-TIME BIGGEST WINS			
Pts.	Opponent	NYK-Opp	Date
48	vs. Philadelphia	130-82	Apr. 21, 1994
48	at Philadelphia	139-91	Nov. 29, 1972
48	at Detroit	135-87	Dec. 20, 1968
46	vs. Toronto	125-79	Apr. 15, 1996
45	at Philadelphia	151-106	Feb. 13, 1970
<b>43</b>	<b>vs. Indiana</b>	<b>132-89</b>	<b>Jan. 3, 2010</b>
43	at Cincinnati	135-92	Feb. 6, 1970

**BEAT THE ELITE:** New York won in Atlanta for the second time this season, handing the Hawks their fourth loss at Philips Arena (New York 2, Orlando, Cleveland), in 112-108 (OT) win on Jan. 1. With the win, **Knicks improved to 5-11 against teams with a .500 record or better.** They've beaten Phoenix (14-3) and Portland (13-8) at home and won at Indiana (5-3) and at Atlanta twice (21-10, 13-5).

**A HOT DECEMBER:** New York finished the month of December with a 9-6 record after going 3-11 in November. It was their first **winning month since Jan. 2009 (9-7) and first winning December since 2004-05 (9-7).** **New York went 4-10 in December last season and 3-11 in 2007-08.** A large part of the Knicks '09 December success had to do with their turnaround on the defensive end. **In 15 December games, New York allowed 95.9 points on .461 shooting after allowing 109.2 points on .489 shooting in 17 November games.** They recorded home wins over Chicago (Dec. 22), Charlotte (Dec. 20), LA Clippers (Dec. 18), Portland (Dec. 7), New Jersey (Dec. 6) and Phoenix (Dec. 1) and road victories at Detroit (Dec. 29), at New Orleans (Dec. 11) and at Atlanta (Dec. 4) during the month.

**KNICKERBLOCKERS:** New York recorded a season high 10 blocks – eight of which came in the first half – in 94-87 loss at Charlotte on Dec. 15. **The 10 blocks in a game were the most by the Knicks since they recorded 14 in 104-90 loss at Toronto on Feb. 3, 2006.**

**HOME COOKING:** New York had a six-game home winning streak snapped in 93-87 loss versus Miami on Dec. 25. They won their sixth straight at Madison Square Garden with an 88-81 win versus Chicago on Dec. 22. It was the first time since 2007 (seven straight, Jan 26-Mar. 2) that they won six straight at home.

**TONY THE KNICKERBOCKER: Toney Douglas,** whose draft rights the Knicks acquired (29<sup>th</sup> overall) from the Lakers in June, came off the bench to score 17 points (7-11, .636 FG, 2-5, .400 3P) over 21 minutes in 118-104 loss at Orlando on Dec. 2. TD came off the bench to score 12 points (5-8 FG, 2-3 3P) over 17 minutes and help the Knicks cut a 25-point deficit to eight, before falling 100-90 at LA Lakers on Nov. 24. He posted a **career high 23-point night** over 36 minutes in his first career start during 114-101 loss versus Atlanta on Nov. 11. Two days earlier, he dropped 21 points (9-14 FG, 3-7 3P) in 95-93 loss versus Utah on Nov. 9. **He became the fifth member of the 2009 NBA Draft class to eclipse the 20-point mark in a game this season (Evans, Jennings, Flynn, Lawson) on Nov. 9 vs. Utah. He is the eighth Knicks rookie (since 1950) and first since 2005 to post two 20-point efforts in his first eight games.** Channing Frye eclipsed the 20-point mark twice in his first eight games in 2005; Patrick Ewing, five times in 1985; Gerald Wilkins, two times in 1985; Bill Cartwright, four times in 1979; Jim Barnes, twice in 1964; Willis Reed, five times in 1964 and Kenny Sears, twice in 1955.

**FOUR IN A ROW:** New York's season high four game-winning streak came to an end in 94-87 loss at Charlotte on Dec. 15. New York won four straight, including wins at Atlanta, versus New Jersey and Portland, and at New Orleans, from Dec. 4-11. It was the franchise's first **four-game winning streak since January 2006 when they won six straight from Jan. 2 -13.** The Knicks longest winning streak last season was three games – a feat they accomplished four times (Mar. 10-13; Jan. 26-31; Jan. 19-23; Nov. 5-9).

**LARRY HUGE: Larry Hughes** recorded his second consecutive 20-point effort, fourth of season (**Knicks 4-0 when he scores at least 20**), in leading the Knicks in scoring for the first time this season, with 21 points (8-18 FG, 4-8 3P) and six rebounds over 31 minutes as a reserve in 93-84 win versus Portland on Dec. 7. Hughes, who drained a season high four three pointers, played his best basketball in the third quarter for the second consecutive game, scoring nine points (3-4 FG, 3-3 3P) over six minutes. This, after scoring a **season high 25 points** (5-12 FG, 14-17 FT), including 16 points (3-7 FG, 1-1 3P, 9-10 FT) in the third quarter, over 40 minutes as a reserve in 106-97 win versus New Jersey on Dec. 6. His 16-point third quarter sparked a 33-18 advantage in the period and helped New York overcome a 61-53 halftime deficit. He went to the free throw line 17 times in the game and **tied his career high with 14 free throws made. Hughes averaged 17.5 points on .420 shooting and .471 from downtown with 4.8 assists and 3.8 rebounds over 33.8 minutes during the Knicks four-game winning streak (Dec. 4-11).** He recorded a **season high assist total, 12** (one shy of career high 13, at New Jersey, Feb. 19, 2002) and **eclipsed the 10,000 point mark for his career** in 126-99 win versus Phoenix on Dec. 1. Hughes reached the 10,000-point mark, courtesy a free throw with 43 seconds left in the second quarter. He is the 44<sup>th</sup> active player in the NBA to reach the plateau, doing so in his 689<sup>th</sup> career game. It took teammate **Al Harrington**, who eclipsed the mark last season on Apr. 12 at Miami, 727 career games to accomplish the feat. Hughes posted 12 assists in the victory over the Suns, **which was the Knicks first double-digit assist total by an individual this season,** falling one assist shy of his career high. He recorded eight of the assists in the first quarter with four going to **Danilo Gallinari**, and two each to **Wilson Chandler** and **David Lee.** Hughes also recorded a season high four

# KNICKS KNOTATIONS

steals in the game – a feat he accomplished four times this season. He posted one of his most impressive performances in his short stint as a Knick, recording 22 points, 10 rebounds, seven assists and three steals over 36 minutes off the bench in 110-103 win at Indiana on Nov. 18. It was Hughes first double double as a Knick and first point-rebound double double since Apr. 13, 2006 when he posted 26 points and 13 rebounds with Cleveland versus New York. He pieced together back-to-back solid efforts after registering two Did Not Play-Coach's Decision to start the season. He started and scored 20 points, including a game-sealing layup with 1:09 left, in 117-111 win versus New Orleans on Nov. 2. The Knicks were a plus-10 with Hughes on the court, who added six rebounds, two assists and one steal over 40 minutes. This, after making his season debut in 141-127 (OT) loss versus Philadelphia on Oct. 31, scoring 18 points with six rebounds, five assists and four steals over 39 minutes.

**CURRY SPICENS THINGS UP:** **Eddy Curry** made his season debut in 110-103 victory at Indiana on Nov 18 after missing the first 10 games of the season with a torn right plantaris muscle. Curry pieced together a solid performance, scoring 10 points (3-4 FG, 4-8 FT) and grabbing four rebounds over 12 minutes. The Knicks outscored the Pacers by nine points with Curry on the court, as he proved to be an integral part of the Knicks comeback. Curry saw his first action of the season when he checked in at the 1:33 mark of the first quarter. He remained in the game until the 8:24 mark of the second quarter, contributing four points and three rebounds over five minutes in the first half. In the second half, Curry entered with 3:25 remaining in the third quarter and the Knicks trailing 83-65. He would score six points over the next seven minutes, while helping the Knicks get into the "bonus" early in the fourth quarter, by drawing three fouls in the opening three minutes of the quarter, paving the way for 22 free throw attempts in the period. When he exited the game at the 8:50 mark, the Knicks cut the deficit to 90-80. Curry's 12 minutes of game action equaled his total minutes played from all of last season (three games) and was his first action since Mar. 30, 2009 at Utah. He was limited to three games played since Mar. 7, 2008 after suffering from knee pain, including arthroscopic surgery to remove cartilage from his right knee on Mar. 17, 2008.

**SOLAR ECLIPSE:** New York pieced together one of it's most impressive performances of the season defeating Phoenix, who entered the game with an NBA best record of 14-3, 126-99 at the Garden on Dec. 1. The Knicks became the **first team this season to limit the Suns to fewer than 100 points**, holding them to 99 points on .455 shooting. Phoenix had entered the game, averaging 112 points on .507 shooting through 17 games. New York set several season highs in the victory, including biggest lead (31, 112-81, fourth quarter), most assists (31), first quarter points (39) and first half points (71). They also tied season highs in rebounds (50), three pointers made (14) and points in a half (71, first half). Their 126 points fell one point shy of tying it's season high of 127 set in 141-127 (OT) loss versus Philadelphia on Oct. 31. The 27-point victory was New York's largest of the season and biggest since Apr. 15, 2009 when they defeated New Jersey 102-73 at the Garden.

# KNICKS KNOTATIONS

## DID YOU KNOW

- ❑ Knicks forward **Jonathan Bender** scored 31 points in the 1999 McDonald's All-American Game, surpassing Michael Jordan's record, 30.
- ❑ Knicks forward **Wilson Chandler** has many nicknames: Will, Ill Will, Kill at Will, Will The Thrill, Willie Blanco, Willie McFly.
- ❑ Knicks head coach **Mike D'Antoni** appeared in three games as an NBA player in Madison Square Garden, twice with Kansas City and once with San Antonio. He scored a total of five points in 37 minutes.
- ❑ Knicks guard **Toney Douglas**' brother Harry is a wide receiver for the Atlanta Falcons. The 6-foot, 182-pounder was a second-round selection out of the University of Louisville in 2008 and posted 23 receptions for 320 yards and one touchdown as a rookie. According to Elias Sports Bureau, the Douglas brothers will become at least the sixth set of siblings to play in the NBA and the NFL. They are the first duo since the Burleson's, Kevin (NBA) and Nate (NFL), suited up for the Charlotte Bobcats and Minnesota Vikings in 2005-06.
- ❑ Knicks guard **Chris Duhon**'s close friend and Duke teammate Reggie Love is currently a Special Assistant and Personal Aide to President Barack Obama. Duhon had a chance to play basketball with Mr. Obama in Illinois.
- ❑ Knicks forward **Danilo Gallinari**'s father, Vittorio, was a roommate and teammate of Mike D'Antoni's for eight years in Italy, while playing for Milan.
- ❑ Knicks forward **Jordan Hill** did not play organized basketball until his junior year in high school and competed in the AAU Atlanta basketball ranks against **Toney Douglas**. He was also a successful high school pitcher, hitting the upper 80's on the radar gun.
- ❑ Knicks guard **Larry Hughes** was the first player to wear zero on their jersey in franchise history. The smallest number never to be worn by a Knicks player is No. 27.
- ❑ Knicks guard **Nate Robinson** switched his jersey number to "2" this season, in honor of his idol growing up Deion Sanders.

## IN THE COMMUNITY

- ❑ On December 8, the New York Knickerbockers and Garden of Dreams Foundation teamed up to *Show Kids* one of the city's most popular locations, Toys"R"Us Times Square. Knicks rookies **Jordan Hill** and **Marcus Landry** surprised two families from WHEDCo (Women's Housing and Economic Development Corporation), a Garden of Dreams partner organization, with a holiday shopping spree at the famous toy store. The families will cap off their shopping extravaganza with a holiday dinner at John's Pizzeria in Times Square.
- ❑ Knicks forward **Jared Jeffries**, the Garden of Dreams Foundation and The Hain Celestial Group, Inc. (NASDAQ: HAIN) hosted a special Thanksgiving Day event with families from The Children's Aid Society on Thursday, Nov. 19. In the morning, Jared and **Toney Douglas** visited the Children's Aid's Dunlevy Milbank Center's daycare program, with Jared dropping off baby items that he donated to the young families. In the afternoon, Jared, **Chris Duhon**, **David Lee**, the Knicks City Dancers and **Cal Ramsey** gifted 300 families with Thanksgiving dinners.

# COACHING CORNER

## MIKE D'ANTONI

8<sup>th</sup> NBA Season/2<sup>nd</sup> with Knicks

315-246 (.561) Overall Record

48-74 (.393) Knicks Record

### YEAR-BY-YEAR COACHING RECORD

SEASON	TEAM	W	L	PCT	PLAYOFFS
1998-99	DENVER	14	36	.280	-
2003-04	PHOENIX	21	40	.344	-
2004-05	PHOENIX	62	20	.756	9-6
2005-06	PHOENIX	54	28	.659	10-10
2006-07	PHOENIX	61	21	.744	6-5
2007-08	PHOENIX	55	27	.671	1-4
2008-09	NEW YORK	32	50	.390	-
2009-10	NEW YORK	16	24	.400	-
<b>TOTALS</b>		<b>315</b>	<b>246</b>	<b>.561</b>	<b>26-25</b>

### COACHING RECORD vs. NBA

TEAM	GP	W	L	PCT
ATL	15	11	4	.733
BOS	15	7	8	.467
CHB	16	12	4	.750
CHI	14	9	5	.643
CLE	14	7	7	.500
DAL	22	8	14	.364
DEN	21	11	10	.524
DET	15	5	10	.333
GS	25	13	12	.520
HOU	25	14	11	.560
IND	16	11	5	.688
LAC	26	16	10	.615
LAL	25	13	12	.520
MEM	23	16	7	.696
MIA	14	7	7	.500
MIL	16	10	6	.625
MIN	23	11	12	.478
NJ	17	13	4	.765
NYK	10	8	2	.800
NO/OK	21	15	6	.714
ORL	14	8	6	.571
PHI	16	8	8	.500
PHO	6	2	4	.333
POR	24	16	8	.667
SAS	24	7	17	.292
SAC	26	13	13	.500
SEA/OK	25	15	10	.563
TOR	15	10	5	.667
UTA	23	10	13	.435
WAS	15	9	6	.600
<b>TOTALS</b>	<b>561</b>	<b>315</b>	<b>246</b>	<b>.561</b>

### CAREER HIGHLIGHTS

- ❑ 54<sup>th</sup> head coach in NBA history to record at least 300 wins, Nov. 2, 2009 vs. NO.
- ❑ Registered a nine-game improvement in the win column in first season with the Knicks, transforming New York from the 21<sup>st</sup> highest scoring team in the NBA in 2007-08 to the fourth ranked offense in 2008-09 (105.2 points).
- ❑ Served as an assistant coach for the United States National Team since 2006 and helped lead the squad to the gold medal at the Beijing Olympics in 2008.
- ❑ Named 24<sup>th</sup> Head Coach in New York Knickerbockers history on May 13, 2008
- ❑ In four full-seasons on the Suns bench, his club led the NBA in scoring three times, won three Pacific Division titles and made two trips to the Western Conference Finals (2004-05, 2005-06).
- ❑ Served as the head coach of the Western Conference in the 2007 NBA All-Star Game in Las Vegas
- ❑ Named 2004-05 NBA Coach of the Year, after engineering the fourth largest turnaround in NBA history, leading the Suns to 62 wins, following a 29-win campaign.
- ❑ Named Suns Head Coach on December 10, 2003.
- ❑ Coached Benneton of the Italian League from 1994-97 and led them to the Cup of Europe and Cup of Italy in 1995 and league title in 1996-97.
- ❑ Coached Philips Milan from 1990-94 and led them to the 1993 Korac Cup.
- ❑ Averaged 3.3 points, 1.4 rebounds and 1.9 assists in 130 career NBA games for the Kansas City-Omaha Kings and San Antonio Spurs. Appeared in four playoff games, averaging 4.5 points, 1.8 rebounds and 0.3 assists.

### 2009-10 KNICKS TRANSACTIONS

December 13 – Signed forward **Jonathan Bender**. October 23 – Exercised fourth-year option on forward **Wilson Chandler** and third-year option on forward **Danilo Gallinari**. October 22 – Waived guard **Joe Crawford** and forward/center **Chris Hunter**. October 7 – Waived forward **Warren Carter** and guards **Ron Howard**, **Gabe Pruitt** and **Sun Yue**. September 25 – Re-signed forward **David Lee** and guard **Nate Robinson**. Signed forward **Marcus Landry** and guard **Ron Howard**.

### ASSISTANT COACHES

**Herb Williams** (Ohio State)

**Phil Weber** (North Carolina State)

**Dan D'Antoni** (Marshall)

**Kenny Atkinson** (Richmond)

# THE KNICKERBOCKERS

## 9 – JONATHAN BENDER – FORWARD

**HEIGHT** 7-0    **WEIGHT** 230    **FROM** Picayune Memorial    **HOMETOWN** Picayune, MS    **NBA EXPERIENCE** 7 Years

**2009-10 SEASON AVERAGES:** GP/S: 13/0    MPG: 13.0    PPG: 4.7    RPG: 2.2    APG: 0.8    FG%: .400    FT%: 1.000    3P%: .368

### LAST FIVE GAMES

Opponent	Date	Min	FGM	FGA	Pct.	3P	3PA	Pct.	FTM	FTA	Pct.	Off	Def	Tot	Ast	PF	Stl	TO	Blk	Pts
@ Detroit	Jan. 16	DID NOT PLAY – COACH'S DECISION																		
Toronto	Jan. 15	5:08	0	0	---	0	0	---	0	0	---	0	0	0	0	1	0	1	0	0
@ Philadelphia	Jan. 13	7:42	0	0	---	0	0	---	0	0	---	0	0	0	1	1	0	0	0	0
@ Oklahoma City	Jan. 11	19:49	6	10	.600	2	5	.400	2	2	1.000	2	1	3	1	1	0	0	2	16
@ Houston	Jan. 9	17:27	1	4	.250	0	1	.000	0	0	---	0	1	1	1	2	0	1	2	2
<b>TOTALS</b>		<b>50</b>	<b>7</b>	<b>14</b>	<b>.500</b>	<b>2</b>	<b>6</b>	<b>.333</b>	<b>2</b>	<b>2</b>	<b>1.000</b>	<b>2</b>	<b>2</b>	<b>4</b>	<b>3</b>	<b>5</b>	<b>0</b>	<b>2</b>	<b>4</b>	<b>18</b>
<b>AVG</b>		<b>12.5</b>	<b>1.8</b>	<b>3.5</b>	<b>.500</b>	<b>0.5</b>	<b>1.5</b>	<b>.333</b>	<b>0.5</b>	<b>0.5</b>	<b>1.000</b>	<b>0.5</b>	<b>0.5</b>	<b>1.0</b>	<b>0.8</b>	<b>1.3</b>	<b>0</b>	<b>0.5</b>	<b>1.00</b>	<b>4.5</b>

**09-10 SEASON AVERAGES vs Pistons GP/S:** 1/0    **MPG:** 5.0    **PPG:** 2.0    **RPG:** 1.0    **APG:** 0.0    **FG%:** .333    **FT%:** ---    **3P%:** .000

	CAREER HIGH		SEASON HIGH		CAREER HIGH		SEASON HIGH		
<b>MINUTES</b>	46	@ CHI, 1/21/02	24	vs. IND, 1/03/10	<b>FTM</b>	10	vs. CHI, 3/28/03	4	vs. LAC, 12/18/09
<b>POINTS</b>	22	vs. UTA, 3/14/03	16	@ OKC, 1/11/10	<b>REBOUNDS</b>	11	vs. MIN, 11/02/02	7	vs. IND, 1/03/10
<b>FGM</b>	8	Twice	6	@ OKC, 1/11/10	<b>ASSISTS</b>	5	vs. ORL, 4/11/03	3	vs. IND, 1/03/10
<b>FGA</b>	18	@ CLE, 4/02/03	10	Twice	<b>STEALS</b>	2	Several Times		
<b>3PM</b>	4	vs. NYK, 2/01/02	3	vs. CHB, 12/20/09	<b>BLOCKS</b>	6	Twice	4	vs. CHB, 1/07/10

**2009-10 SEASON NOTES:** 16 points @ OKC, 1/11, are most since Mar. 12, 2004 (16, at BOS)...Saw his first NBA action since Nov. 5, 2005 versus PHI (12 minutes), scoring nine points and recording two rebounds, one assist and one blocked shot over 14 minutes, 12/18 vs. LAC....Signed as a free agent on Dec. 13. Inactive (2), DNP-CD (2)..**HIT 14 CONSECUTIVE FREE THROWS**

## 21 – WILSON CHANDLER – GUARD/FORWARD

**HEIGHT** 6-8    **WEIGHT** 225    **FROM** DePaul    **HOMETOWN** Benton Harbor, MI    **NBA EXPERIENCE** 2 Years

**2009-10 SEASON AVERAGES:** GP/S: 40/40    MPG: 35.0    PPG: 14.7    RPG: 5.5    APG: 2.1    FG%: .464    FT%: .847    3P%: .275

### LAST FIVE GAMES

Opponent	Date	Min	FGM	FGA	Pct.	3P	3PA	Pct.	FTM	FTA	Pct.	Off	Def	Tot	Ast	PF	Stl	TO	Blk	Pts
@ Detroit	Jan. 16	39:54	4	12	.333	0	1	.000	0	0	---	2	2	4	3	2	2	5	0	8
Toronto	Jan. 15	23:33	3	8	.375	0	1	.000	3	3	1.000	2	2	4	1	5	0	3	0	9
@ Philadelphia	Jan. 13	36:54	8	15	.533	0	0	--	2	3	.667	1	5	6	3	0	1	3	1	18
@ Oklahoma City	Jan. 11	34:15	6	12	.500	0	2	.000	0	0	---	3	4	7	0	4	3	4	1	12
@ Houston	Jan. 9	40:14	8	13	.615	1	1	1.000	0	0	---	0	6	6	2	4	2	5	0	17
<b>TOTALS</b>		<b>175</b>	<b>29</b>	<b>60</b>	<b>.483</b>	<b>1</b>	<b>5</b>	<b>.200</b>	<b>5</b>	<b>6</b>	<b>.833</b>	<b>8</b>	<b>19</b>	<b>27</b>	<b>9</b>	<b>15</b>	<b>8</b>	<b>20</b>	<b>2</b>	<b>64</b>
<b>AVG</b>		<b>35.0</b>	<b>5.8</b>	<b>12.0</b>	<b>.483</b>	<b>0.2</b>	<b>1.0</b>	<b>.200</b>	<b>1.0</b>	<b>1.2</b>	<b>.833</b>	<b>1.6</b>	<b>3.8</b>	<b>5.4</b>	<b>1.8</b>	<b>3.0</b>	<b>1.6</b>	<b>4.0</b>	<b>0.40</b>	<b>12.8</b>

**09-10 SEASON AVERAGES vs Pistons GP/S:** 2/2    **MPG:** 38.9    **PPG:** 15.5    **RPG:** 6.5    **APG:** 1.5    **FG%:** .438    **FT%:** .750    **3P%:** .000

	CAREER HIGH		SEASON HIGH		CAREER HIGH		SEASON HIGH		
<b>MINUTES</b>	49	@ LAC, 2/11/09	48	@ ATL, 1/01/10	<b>FTM</b>	11	vs. BOS, 1/4/09	6	Twice
<b>POINTS</b>	32	vs. TOR, 2/20/09	27	vs. CHB, 1/07/10	<b>REBOUNDS</b>	17	@ ATL, 1/01/10	17	@ ATL, 1/01/10
<b>FGM</b>	12	vs. TOR, 2/20/09	11	vs. CHB, 1/07/10	<b>ASSISTS</b>	6	Four Times	6	vs. CHB, 1/07/10
<b>FGA</b>	23	Twice	21	vs. CHB, 1/07/10	<b>STEALS</b>	3	Four Times	3	@ DET, 12/29/09
<b>3PM</b>	6	Twice	2	Six Times	<b>BLOCKS</b>	4	@ DEN, 3/31/09	3	Twice

**2009-10 SEASON NOTES:** Led Knicks in Scoring (5), Rebounding (5), Assists (1); Scoring 20 + (8), Double Double (2), 20/10 (1); Fouled Out (3)

Recorded 24 points and career high 17 rebounds, 1/1 at ATL



# THE KNICKERBOCKERS

## 34 – EDDY CURRY – CENTER

**HEIGHT** 7-0    **WEIGHT** 295    **FROM** Thornwood HS    **HOMETOWN** South Holland, IL    **NBA EXPERIENCE** 8 Years

**2009-10 SEASON AVERAGES:** GP/S: 7/0    MPG: 8.9    PPG: 3.7    RPG: 1.9    APG: 0.0    FG%: .381    FT%: .588    3P%: ---

### LAST FIVE GAMES

Opponent	Date	Min	FGM	FGA	Pct.	3P	3PA	Pct.	FTM	FTA	Pct.	Off	Def	Tot	Ast	PF	Stl	TO	Blk	Pts	
@ Detroit	Jan. 16																				
Toronto	Jan. 15																				
@ Philadelphia	Jan. 13																				
@ Oklahoma City	Jan. 11																				
@ Houston	Jan. 9																				
<b>TOTALS</b>																					
<b>AVG</b>																					

**09-10 SEASON AVERAGES vs Pistons** GP/S:    MPG:    PPG:    RPG:    APG:    FG%:    FT%:    3P%:

	CAREER HIGH			SEASON HIGH			CAREER HIGH			SEASON HIGH		
<b>MINUTES</b>	54	vs. DET, 12/27/06	15	vs. BOS, 11/22/09	<b>FTM</b>	13	Twice	4	@ IND, 11/18/09			
<b>POINTS</b>	43	@ MIL, 4/7/07	10	@ IND, 11/18/09	<b>REBOUNDS</b>	15	Three times	4	Twice			
<b>FGM</b>	17	Twice	3	@ IND, 11/18/09	<b>ASSISTS</b>	5	@ TOR, 3/19/04					
<b>FGA</b>	24	vs. MIL, 12/9/06	6	Twice	<b>STEALS</b>	3	vs. ORL, 2/20/07					
<b>3PM</b>	1	Twice			<b>BLOCKS</b>	6	vs. GS, 2/28/04	1	@ CHB, 12/15/09			

**2009-10 SEASON NOTES:** Inactive (21), DNP-CD (12)  
Made season debut, scoring 10 points (3-4 FG, 4-8 FT) and grabbing four rebounds over 12 minutes, 11/18 @ IND

## 23 – TONEY DOUGLAS – GUARD

**HEIGHT** 6-2    **WEIGHT** 190    **FROM** Florida State    **HOMETOWN** Jonesboro, GA    **NBA EXPERIENCE** Rookie

**2009-10 SEASON AVERAGES:** GP/S: 26/2    MPG: 12.8    PPG: 6.4    RPG: 1.1    APG: 0.8    FG%: .489    FT%: .833    3P%: .333

### LAST FIVE GAMES

Opponent	Date	Min	FGM	FGA	Pct.	3P	3PA	Pct.	FTM	FTA	Pct.	Off	Def	Tot	Ast	PF	Stl	TO	Blk	Pts	
@ Detroit	Jan. 16																				
Toronto	Jan. 15																				
@ Philadelphia	Jan. 13																				
@ Oklahoma City	Jan. 11	7:54	2	4	.500	1	3	.333	0	0	---	0	0	0	0	0	0	2	0	5	
@ Houston	Jan. 9																				
<b>TOTALS</b>		8	2	4	.500	1	3	.333	0	0	---	0	0	0	0	0	0	2	0	5	
<b>AVG</b>		8.0	2.0	4.0	.500	1.0	3.0	.333	0	0	---	0	0	0	0	0	0	2.0	0	5.0	

**09-10 SEASON AVERAGES vs Pistons** GP/S: 1/0    MPG: 13.0    PPG: 2.0    RPG: 2.0    APG: 1.0    FG%: .000    FT%: 1.000    3P%: .000

	CAREER HIGH			SEASON HIGH			CAREER HIGH			SEASON HIGH		
<b>MINUTES</b>	36	vs. ATL, 11/11/09	36	vs. ATL, 11/11/09	<b>FTM</b>	1	Three Times	2	@ IND, 11/18/09			
<b>POINTS</b>	23	vs. ATL, 11/11/09	23	vs. ATL, 11/11/09	<b>REBOUNDS</b>	4	vs. ATL, 11/11/09	4	vs. ATL, 11/11/09			
<b>FGM</b>	10	vs. ATL, 11/11/09	10	vs. ATL, 11/11/09	<b>ASSISTS</b>	4	vs. CHB, 12/20/09	4	vs. CHB, 12/20/09			
<b>FGA</b>	19	vs. ATL, 11/11/09	19	vs. ATL, 11/11/09	<b>STEALS</b>	2	Twice	2	Twice			
<b>3PM</b>	4	@ MIL, 11/07/09	4	@ MIL, 11/07/09	<b>BLOCKS</b>							

**2009-10 SEASON NOTES:** DNP-CD (14); Led Knicks in Scoring (2); Scoring 20+ (2)  
Scored a career high 23 points over career high 36 minutes, 11/11 vs. ATL, Made NBA debut, scoring three points and grabbing one rebound over six minutes, 10/29 @ MIA

# THE KNICKERBOCKERS

## 1 – CHRIS DUHON – GUARD

HEIGHT 6-1    WEIGHT 190    FROM Duke    HOMETOWN Mamou, LA    NBA EXPERIENCE 5 Years

2009-10 SEASON AVERAGES: GP/S: 40/40    MPG: 33.9    PPG: 8.8    RPG: 2.9    APG: 6.2    FG%: .361    FT%: .743    3P%: .358

### LAST FIVE GAMES

Opponent	Date	Min	FGM	FGA	Pct.	3P	3PA	Pct.	FTM	FTA	Pct.	Off	Def	Tot	Ast	PF	Stl	TO	Blk	Pts
@ Detroit	Jan. 16	18:34	0	3	.000	0	2	.000	0	0	---	0	0	0	3	1	0	4	0	0
Toronto	Jan. 15	36:34	2	7	.286	0	3	.000	0	0	---	0	4	4	6	1	0	4	0	4
@ Philadelphia	Jan. 13	32:21	1	3	.333	1	2	.500	0	0	---	0	2	2	7	1	1	0	0	3
@ Oklahoma City	Jan. 11	27:48	0	8	.000	0	6	.000	3	4	.750	2	2	4	3	1	1	2	0	3
@ Houston	Jan. 9	35:20	3	8	.375	2	6	.333	0	0	---	0	0	0	4	3	0	2	0	8
<b>TOTALS</b>		<b>151</b>	<b>6</b>	<b>29</b>	<b>.207</b>	<b>3</b>	<b>19</b>	<b>.158</b>	<b>3</b>	<b>4</b>	<b>.750</b>	<b>2</b>	<b>8</b>	<b>10</b>	<b>23</b>	<b>7</b>	<b>2</b>	<b>12</b>	<b>0</b>	<b>18</b>
<b>AVG</b>		<b>30.2</b>	<b>1.2</b>	<b>5.8</b>	<b>.207</b>	<b>0.6</b>	<b>3.8</b>	<b>.158</b>	<b>0.6</b>	<b>0.8</b>	<b>.750</b>	<b>0.4</b>	<b>1.6</b>	<b>2.0</b>	<b>4.6</b>	<b>1.4</b>	<b>0.40</b>	<b>2.4</b>	<b>0</b>	<b>3.6</b>

09-10 SEASON AVERAGES vs Pistons GP/S: 2/2    MPG: 26.7    PPG: 6.5    RPG: 0.5    APG: 5.0    FG%: .444    FT%: 1.000    3P%: .429

	CAREER HIGH			SEASON HIGH			CAREER HIGH			SEASON HIGH		
MINUTES	56	@ CHB, 10/30/09	56	@ CHB, 10/30/09	FTM	8	Four times	8	vs. NO, 11/02/09			
POINTS	34	@ GS, 2/7/08	25	@ ATL, 12/04/09	REBOUNDS	10	vs. CHB, 11/2/05	8	vs. LAC, 12/18/09			
FGM	11	@ GS, 2/7/08	10	@ ATL, 12/04/09	ASSISTS	22	vs. GS, 11/29/08	13	vs. SAS, 12/27/09			
FGA	16	@ GS, 2/7/08	16	@ ATL, 12/04/09	STEALS	4	Five times	2	Nine Times			
3PM	8	@ ATL, 4/16/05	6	Twice	BLOCKS	2	vs. NOK, 3/2/07	1	Twice			

2009-10 SEASON NOTES: Led Knicks in Assists (26), Scoring (2); Scoring 20+ (2); Assists 10+ (3); Double Doubles (2); 20/10 (1)  
Played a career high 56 minutes, 10/30 @ CHB

## 8 – DANILO GALLINARI – FORWARD

HEIGHT 6-10    WEIGHT 225    FROM Italy    HOMETOWN Milan, Italy    NBA EXPERIENCE 1 Year

2009-10 SEASON AVERAGES: GP/S: 39/32    MPG: 31.7    PPG: 14.7    RPG: 4.9    APG: 1.6    FG%: .427    FT%: .820    3P%: .406

### LAST FIVE GAMES

Opponent	Date	Min	FGM	FGA	Pct.	3P	3PA	Pct.	FTM	FTA	Pct.	Off	Def	Tot	Ast	PF	Stl	TO	Blk	Pts
@ Detroit	Jan. 16	39:44	8	16	.500	3	6	.500	8	8	1.000	0	4	4	2	4	1	2	0	27
Toronto	Jan. 15	41:51	8	17	.471	5	10	.500	5	6	.833	0	4	4	0	1	3	1	2	26
@ Philadelphia	Jan. 13	32:47	4	11	.364	1	4	.250	3	4	.750	0	2	2	4	1	2	0	2	12
@ Oklahoma City	Jan. 11	31:35	0	7	.000	0	3	.000	0	0	---	1	10	11	0	0	0	2	1	0
@ Houston	Jan. 9	32:13	4	10	.400	1	4	.250	2	4	.500	1	3	4	1	1	0	0	0	11
<b>TOTALS</b>		<b>179</b>	<b>24</b>	<b>61</b>	<b>.393</b>	<b>10</b>	<b>27</b>	<b>.370</b>	<b>18</b>	<b>22</b>	<b>.818</b>	<b>2</b>	<b>23</b>	<b>25</b>	<b>7</b>	<b>7</b>	<b>6</b>	<b>5</b>	<b>5</b>	<b>76</b>
<b>AVG</b>		<b>35.8</b>	<b>4.8</b>	<b>12.2</b>	<b>.393</b>	<b>2.0</b>	<b>5.4</b>	<b>.370</b>	<b>3.6</b>	<b>4.4</b>	<b>.818</b>	<b>0.4</b>	<b>4.6</b>	<b>5.0</b>	<b>1.4</b>	<b>1.4</b>	<b>1.20</b>	<b>1.0</b>	<b>1.00</b>	<b>15.2</b>

09-10 SEASON AVERAGES vs Pistons GP/S: 2/2    MPG: 38.3    PPG: 21.5    RPG: 4.0    APG: 2.5    FG%: .500    FT%: 1.000    3P%: .467

	CAREER HIGH			SEASON HIGH			CAREER HIGH			SEASON HIGH		
MINUTES	43	vs. MIA, 12/25/09	43	vs. MIA, 12/25/09	FTM	8	Three Times	8	Three Times			
POINTS	30	vs. PHI, 10/31/09	30	vs. PHI, 10/31/09	REBOUNDS	11	Twice	11	Twice			
FGM	10	vs. PHO, 12/01/09	10	vs. PHO, 12/01/09	ASSISTS	5	vs. NO, 11/02/09	5	vs. NO, 11/02/09			
FGA	22	vs. PHI, 10/31/09	22	vs. PHI, 10/31/09	STEALS	4	@ ORL, 12/02/09	4	@ ORL, 12/02/09			
3PM	8	vs. PHI, 10/31/09	8	vs. PHI, 10/31/09	BLOCKS	3	vs. CHI, 12/22/09	3	vs. CHI, 12/22/09			

2009-10 SEASON NOTES: Led Knicks in Scoring (7), Rebounding (3), Assists (2); Scoring 20+ (9), 30+ (1); Double Doubles (3), 20/10 (1)  
Recorded first career 20/10 (27 points, 10 rebounds), 12/1 vs. PHO...Recorded first career double double with 19 points and 10 rebounds, 11/13 vs. GS...Established career highs in points (30), minutes (42), FGM (7), 3PM (8) and 3PA (16), 10/31 vs. PHI.

DNP-CD (1) sore right forearm, 12/04

HIT 13 CONSECUTIVE FREE THROWS SINCE JAN. 15

# THE KNICKERBOCKERS

## 7 – AL HARRINGTON – FORWARD

**HEIGHT** 6-9    **WEIGHT** 250    **FROM** St. Patrick's HS (NJ)    **HOMETOWN** Orange, NJ    **NBA EXPERIENCE** 11 Years

**2009-10 SEASON AVERAGES:** GP/S: 38/8    MPG: 30.6    PPG: 18.2    RPG: 5.8    APG: 1.5    FG%: .438    FT%: .766    3P%: .301

### LAST FIVE GAMES

Opponent	Date	Min	FGM	FGA	Pct.	3P	3PA	Pct.	FTM	FTA	Pct.	Off	Def	Tot	Ast	PF	Stl	TO	Blk	Pts
@ Detroit	Jan. 16	18:59	3	9	.333	1	4	.250	1	1	1.000	2	1	3	0	2	0	1	0	8
Toronto	Jan. 15	38:17	11	22	.500	5	11	.455	4	4	1.000	1	4	5	0	3	0	2	0	31
@ Philadelphia	Jan. 13	26:19	5	15	.333	2	7	.286	5	6	.833	1	6	7	2	2	0	1	1	17
@ Oklahoma City	Jan. 11	16:57	2	5	.400	0	1	.000	5	6	.833	0	0	0	1	3	0	0	0	9
@ Houston	Jan. 9	INACTIVE																		
<b>TOTALS</b>		<b>100</b>	<b>21</b>	<b>51</b>	<b>.412</b>	<b>8</b>	<b>23</b>	<b>.348</b>	<b>15</b>	<b>17</b>	<b>.882</b>	<b>4</b>	<b>11</b>	<b>15</b>	<b>3</b>	<b>10</b>	<b>0</b>	<b>4</b>	<b>1</b>	<b>65</b>
<b>AVG</b>		<b>25.0</b>	<b>5.3</b>	<b>12.8</b>	<b>.412</b>	<b>2.0</b>	<b>5.8</b>	<b>.348</b>	<b>3.8</b>	<b>4.3</b>	<b>.882</b>	<b>1.0</b>	<b>2.8</b>	<b>3.8</b>	<b>0.8</b>	<b>2.5</b>	<b>0</b>	<b>1.0</b>	<b>0.25</b>	<b>16.3</b>

**09-10 SEASON AVERAGES vs Pistons** GP/S: 2/0    MPG: 21.5    PPG: 10.5    RPG: 4.5    APG: 2.0    FG%: .438    FT%: .714    3P%: .286

	CAREER HIGH		SEASON HIGH		CAREER HIGH		SEASON HIGH		
<b>MINUTES</b>	54	@ HOU, 3/13/01	45	@ CHB, 10/30/09	<b>FTM</b>	15	@ NJ, 12/10/08	11	vs. IND, 11/04/09
<b>POINTS</b>	42	vs. PHI, 10/31/09	42	vs. PHI, 10/31/09	<b>REBOUNDS</b>	18	vs. MIL, 11/21/06	14	vs. NJ, 12/06/09
<b>FGM</b>	17	vs. DET, 3/14/05	16	vs. PHI, 10/31/09	<b>ASSISTS</b>	9	Four times	5	Twice
<b>FGA</b>	28	vs. DET, 3/14/05	24	@ DEN, 11/27/09	<b>STEALS</b>	7	vs. MIA, 12/31/01	3	vs. ATL, 11/11/09
<b>3PM</b>	7	@ UTA, 3/20/07	5	Twice	<b>BLOCKS</b>	4	@ ATL, 2/16/03	3	@ NJ, 12/30/09

**2009-10 SEASON NOTES:** Led Knicks in Assists (2), Scoring (15), Rebounding (5); Scoring 20+ (14), 30+ (4), 40+ (2); Double Doubles (3), 20/10 (3), Fouled Out (1), Inactive (2, Strained Left Calf, 1/7)  
Established career high 42 points (16-23 FG), 10/31 vs. PHI

## 43 – JORDAN HILL – FORWARD

**HEIGHT** 6-10    **WEIGHT** 235    **FROM** Arizona    **HOMETOWN** Newberry, SC    **NBA EXPERIENCE** Rookie

**2009-10 SEASON AVERAGES:** GP/S: 13/0    MPG: 9.0    PPG: 4.1    RPG: 2.2    APG: 0.5    FG%: .545    FT%: .625    3P%: .000

### LAST FIVE GAMES

Opponent	Date	Min	FGM	FGA	Pct.	3P	3PA	Pct.	FTM	FTA	Pct.	Off	Def	Tot	Ast	PF	Stl	TO	Blk	Pts
@ Detroit	Jan. 16	12:50	3	5	.600	0	0	---	0	1	.000	0	3	3	0	2	0	0	1	6
Toronto	Jan. 15	DID NOT PLAY – COACH'S DECISION																		
@ Philadelphia	Jan. 13	DID NOT PLAY – COACH'S DECISION																		
@ Oklahoma City	Jan. 11	12:00	2	3	.667	0	1	.000	1	2	.500	0	1	1	0	2	1	0	0	5
@ Houston	Jan. 9	DID NOT PLAY – COACH'S DECISION																		
<b>TOTALS</b>		<b>25</b>	<b>5</b>	<b>8</b>	<b>.625</b>	<b>0</b>	<b>1</b>	<b>.000</b>	<b>1</b>	<b>3</b>	<b>.333</b>	<b>0</b>	<b>4</b>	<b>4</b>	<b>0</b>	<b>4</b>	<b>1</b>	<b>0</b>	<b>1</b>	<b>11</b>
<b>AVG</b>		<b>12.5</b>	<b>2.5</b>	<b>4.0</b>	<b>.625</b>	<b>0</b>	<b>0.5</b>	<b>.000</b>	<b>0.5</b>	<b>1.5</b>	<b>.333</b>	<b>0</b>	<b>2.0</b>	<b>2.0</b>	<b>0</b>	<b>2.0</b>	<b>0.50</b>	<b>0</b>	<b>0.5</b>	<b>5.5</b>

**09-10 SEASON AVERAGES vs Pistons** GP/S: 1/0    MPG: 13.0    PPG: 6.0    RPG: 3.0    APG: 0.0    FG%: .600    FT%: .000    3P%: ---

	CAREER HIGH		SEASON HIGH		CAREER HIGH		SEASON HIGH		
<b>MINUTES</b>	16	@ LAL, 11/24/09	16	@ LAL, 11/24/09	<b>FTM</b>	3	@ MIL, 11/07/09	3	@ MIL, 11/07/09
<b>POINTS</b>	10	vs. GS, 11/13/09	10	vs. GS, 11/13/09	<b>REBOUNDS</b>	6	@ MIL, 11/07/09	6	@ MIL, 11/07/09
<b>FGM</b>	5	vs. GS, 11/13/09	5	vs. GS, 11/13/09	<b>ASSISTS</b>	2	@ ORL, 12/02/09	2	@ ORL, 12/02/09
<b>FGA</b>	6	@ MIL, 11/07/09	6	@ MIL, 11/07/09	<b>STEALS</b>	3	@ MIL, 11/07/09	3	@ MIL, 11/07/09
<b>3PM</b>					<b>BLOCKS</b>	2	@ SAC, 11/25/09	2	@ SAC, 11/25/09

**2009-10 SEASON NOTES:** DNP-CD (27)  
Scored first career basket, 11/06 vs. CLE  
Made NBA debut, appearing in two minutes of action (0-1 FG), 10/29 @ MIA

# THE KNICKERBOCKERS

## 0 – LARRY HUGHES – GUARD

**HEIGHT** 6-5    **WEIGHT** 185    **FROM** St. Louis    **HOMETOWN** St Louis, MO    **NBA EXPERIENCE** 11 Years

**2009-10 SEASON AVERAGES:** GP/S: 28/14    MPG: 27.7    PPG: 10.1    RPG: 3.8    APG: 3.8    FG%: .363    FT%: .823    3P%: .293

### LAST FIVE GAMES

Opponent	Date	Min	FGM	FGA	Pct.	3P	3PA	Pct.	FTM	FTA	Pct.	Off	Def	Tot	Ast	PF	Stl	TO	Blk	Pts
@ Detroit	Jan. 16	8:24	0	4	.000	0	1	.000	0	0	---	0	1	1	1	1	0	0	0	0
Toronto	Jan. 15	DID NOT PLAY – COACH'S DECISION																		
@ Philadelphia	Jan. 13	DID NOT PLAY – COACH'S DECISION																		
@ Oklahoma City	Jan. 11	DID NOT PLAY – COACH'S DECISION																		
@ Houston	Jan. 9	DID NOT PLAY – COACH'S DECISION																		
<b>TOTALS</b>		<b>8</b>	<b>0</b>	<b>4</b>	<b>.000</b>	<b>0</b>	<b>1</b>	<b>.000</b>	<b>0</b>	<b>0</b>	<b>---</b>	<b>0</b>	<b>1</b>	<b>1</b>	<b>1</b>	<b>1</b>	<b>0</b>	<b>0</b>	<b>0</b>	<b>0</b>
<b>AVG</b>		<b>8.0</b>	<b>0</b>	<b>4.0</b>	<b>.000</b>	<b>0</b>	<b>1.0</b>	<b>.000</b>	<b>0</b>	<b>0</b>	<b>---</b>	<b>0</b>	<b>1.0</b>	<b>1.0</b>	<b>1.0</b>	<b>1.0</b>	<b>0</b>	<b>0</b>	<b>0</b>	<b>0</b>

**09-10 SEASON AVERAGES vs Pistons** GP/S: 2/0    MPG: 8.0    PPG: 0.0    RPG: 1.0    APG: 1.0    FG%: .000    FT%: .000    3P%: .500

	CAREER HIGH		SEASON HIGH		CAREER HIGH		SEASON HIGH	
<b>MINUTES</b>	52	@ TOR, 11/28/04	40	Twice	<b>FTM</b>	14	Twice	14
<b>POINTS</b>	44	vs. DEN, 4/09/00	25	vs. NJ, 12/06/09	<b>REBOUNDS</b>	13	Three Times	10
<b>FGM</b>	17	vs. PHI, 1/10/04	8	Twice	<b>ASSISTS</b>	13	@ NJ, 2/19/02	12
<b>FGA</b>	32	@ SAC, 4/13/00	18	vs. POR, 12/07/09	<b>STEALS</b>	7	Three Times	4
<b>3PM</b>	6	@ BOS, 12/31/04	4	vs. POR, 12/07/09	<b>BLOCKS</b>	4	@ BOS, 1/05/01	2
								vs. UTA, 11/09/09

**2009-10 SEASON NOTES:** Led Knicks in Assists (7), Scoring (1); Scoring 20+ (4); Assists 10+ (1); Double Double (2), point-rebound (1), point-assist (1)

DNP CD (9), Inactive (3; strained left groin, 12/17 @ CHI, 12/18 vs. LAC)

Recorded season high 12 assists with 11 points and four steals, 12/01 vs. PHO...Recorded first double double as Knick with 22 points, 10 rebounds, seven assists and three steals, 11/18 @ IND

## 20 – JARED JEFFRIES – FORWARD

**HEIGHT** 6-11    **WEIGHT** 240    **FROM** Indiana    **HOMETOWN** Bloomington, IN    **NBA EXPERIENCE** 7 Years

**2009-10 SEASON AVERAGES:** GP/S: 39/24    MPG: 26.6    PPG: 4.5    RPG: 4.1    APG: 1.5    FG%: .430    FT%: .591    3P%: .226

### LAST FIVE GAMES

Opponent	Date	Min	FGM	FGA	Pct.	3P	3PA	Pct.	FTM	FTA	Pct.	Off	Def	Tot	Ast	PF	Stl	TO	Blk	Pts
@ Detroit	Jan. 16	32:32	1	3	.333	0	0	---	2	3	.667	2	3	5	0	4	2	2	2	4
Toronto	Jan. 15	30:51	1	3	.333	0	1	.000	2	2	1.000	4	6	10	2	5	1	0	0	4
@ Philadelphia	Jan. 13	43:26	6	9	.667	1	3	.333	2	4	.500	4	5	9	3	3	2	2	1	15
@ Oklahoma City	Jan. 11	28:58	3	5	.600	1	1	1.000	1	2	.500	3	0	3	2	2	1	3	1	8
@ Houston	Jan. 9	38:54	4	10	.400	0	2	.000	4	5	.800	2	4	6	2	3	0	2	2	12
<b>TOTALS</b>		<b>175</b>	<b>15</b>	<b>30</b>	<b>.500</b>	<b>2</b>	<b>7</b>	<b>.286</b>	<b>11</b>	<b>16</b>	<b>.688</b>	<b>15</b>	<b>18</b>	<b>33</b>	<b>9</b>	<b>17</b>	<b>6</b>	<b>9</b>	<b>6</b>	<b>43</b>
<b>AVG</b>		<b>35.0</b>	<b>3.0</b>	<b>6.0</b>	<b>.500</b>	<b>0.4</b>	<b>1.4</b>	<b>.286</b>	<b>2.2</b>	<b>3.2</b>	<b>.688</b>	<b>3.0</b>	<b>3.6</b>	<b>6.6</b>	<b>1.8</b>	<b>3.4</b>	<b>1.20</b>	<b>1.8</b>	<b>1.20</b>	<b>8.6</b>

**09-10 SEASON AVERAGES vs Pistons** GP/S: 2/2    MPG: 35.3    PPG: 4.5    RPG: 6.5    APG: 0.0    FG%: .429    FT%: .750    3P%: .000

	CAREER HIGH		SEASON HIGH		CAREER HIGH		SEASON HIGH	
<b>MINUTES</b>	45	vs. UT, 3/19/05	43	@ PHI, 1/13/10	<b>FTM</b>	8	vs. NJ, 3/31/04	5
<b>POINTS</b>	21	@ TOR, 3/28/08	15	@ PHI, 1/13/10	<b>REBOUNDS</b>	17	@ PHI, 4/9/04	10
<b>FGM</b>	9	@ TOR, 3/28/08	6	@ PHI, 1/13/10	<b>ASSISTS</b>	10	vs. ATL, 3/30/05	4
<b>FGA</b>	17	Twice	10	@ HOU, 1/09/10	<b>STEALS</b>	6	@ CHB, 12/15/09	6
<b>3PM</b>	3	Twice	3	@ CHB, 10/30/09	<b>BLOCKS</b>	5	@ SAC, 3/28/06	4
								vs. PHO, 12/01/09

**2009-10 SEASON NOTES:** Led Knicks in Rebounding (3); Rebounding 10+ (2); Inactive (1); Fouled Out (1)

Scored season high 15 points and added nine rebounds, three assists, two steals and one block, 1/13 @ PHI...Recorded 11 points, career high six steals, five rebounds, three assists, two blocks and drew two charges, 12/15 @ CHB...Tied career high with three three pointers, 10/30 @ CHB

# THE KNICKERBOCKERS

## 11 – MARCUS LANDRY– FORWARD

**HEIGHT** 6-7    **WEIGHT** 230    **FROM** Wisconsin    **HOMETOWN** Milwaukee, WI    **NBA EXPERIENCE** Rookie

**2009-10 SEASON AVERAGES:** GP/S: 12/0    MPG: 6.0    PPG: 2.3    RPG: 0.9    APG: 0.0    FG%: .393    FT%: .000    3P%: .375

### LAST FIVE GAMES

Opponent	Date	Min	FGM	FGA	Pct.	3P	3PA	Pct.	FTM	FTA	Pct.	Off	Def	Tot	Ast	PF	Stl	TO	Blk	Pts
@ Detroit	Jan. 16	DID NOT PLAY – COACH'S DECISION																		
Toronto	Jan. 15	DID NOT PLAY – COACH'S DECISION																		
@ Philadelphia	Jan. 13	DID NOT PLAY – COACH'S DECISION																		
@ Oklahoma City	Jan. 11	INACTIVE																		
@ Houston	Jan. 9	3:33	0	0	---	0	0	---	0	0	---	0	0	0	0	1	0	0	0	0
<b>TOTALS</b>		<b>4</b>	<b>0</b>	<b>0</b>	<b>---</b>	<b>0</b>	<b>0</b>	<b>---</b>	<b>0</b>	<b>0</b>	<b>---</b>	<b>0</b>	<b>0</b>	<b>0</b>	<b>0</b>	<b>1</b>	<b>0</b>	<b>0</b>	<b>0</b>	<b>0</b>
<b>AVG</b>		<b>4.0</b>	<b>0</b>	<b>0</b>	<b>---</b>	<b>0</b>	<b>0</b>	<b>---</b>	<b>0</b>	<b>0</b>	<b>---</b>	<b>0</b>	<b>0</b>	<b>0</b>	<b>0</b>	<b>1.0</b>	<b>0</b>	<b>0</b>	<b>0</b>	<b>0</b>

**09-10 SEASON AVERAGES vs Pistons** GP/S:    MPG:    PPG:    RPG:    APG:    FG%:    FT%:    3P%:

CAREER HIGH			SEASON HIGH			CAREER HIGH			SEASON HIGH		
MINUTES	14	@ ORL. 12/02/09	14	@ ORL. 12/02/09	FTM						
POINTS	8	vs. IND, 1/03/10	8	vs. IND, 1/03/10	REBOUNDS	3	@ ATL. 1/01/10	3	@ ATL. 1/01/10		
FGM	3	Twice	3	Twice	ASSISTS						
FGA	6	vs. IND, 1/03/10	6	vs. IND, 1/03/10	STEALS	1	@ ORL. 12/02/09	1	@ ORL. 12/02/09		
3PM	2	vs. IND, 1/03/10	2	vs. IND, 1/03/10	BLOCKS	1	@ ORL. 12/02/09	1	@ ORL. 12/02/09		

**2009-10 SEASON NOTES:** DNP-CD (18), Inactive (10)

Scored first NBA basket and six points, 11/07 @ MIL

Made NBA debut, grabbing one rebound over two minutes, 10/29 @ MIA

## 42 – DAVID LEE – FORWARD/CENTER

**HEIGHT** 6-9    **WEIGHT** 250    **FROM** Florida    **HOMETOWN** St. Louis, MO    **NBA EXPERIENCE** 4 Years

**2009-10 SEASON AVERAGES:** GP/S: 40/40    MPG: 36.9    PPG: 19.3    RPG: 11.2    APG: 3.3    FG%: .561    FT%: .777    3P%: .000

### LAST FIVE GAMES

Opponent	Date	Min	FGM	FGA	Pct.	3P	3PA	Pct.	FTM	FTA	Pct.	Off	Def	Tot	Ast	PF	Stl	TO	Blk	Pts
@ Detroit	Jan. 16	46:16	9	19	.474	0	0	---	8	8	1.000	4	13	17	9	4	1	2	0	26
Toronto	Jan. 15	48:00	11	22	.500	0	0	---	3	5	.600	3	11	14	9	3	1	2	0	25
@ Philadelphia	Jan. 13	44:52	10	20	.500	0	0	---	4	6	.667	2	7	9	2	1	0	2	0	24
@ Oklahoma City	Jan. 11	29:09	5	18	.278	0	0	---	1	2	.500	3	10	13	4	2	0	3	0	11
@ Houston	Jan. 9	44:33	12	17	.706	0	0	---	2	2	1.000	2	10	12	6	3	2	1	0	26
<b>TOTALS</b>		<b>213</b>	<b>47</b>	<b>96</b>	<b>.490</b>	<b>0</b>	<b>0</b>	<b>---</b>	<b>18</b>	<b>23</b>	<b>.783</b>	<b>14</b>	<b>51</b>	<b>65</b>	<b>30</b>	<b>13</b>	<b>4</b>	<b>10</b>	<b>0</b>	<b>112</b>
<b>AVG</b>		<b>42.6</b>	<b>9.4</b>	<b>19.2</b>	<b>.490</b>	<b>0</b>	<b>0</b>	<b>---</b>	<b>3.6</b>	<b>4.6</b>	<b>.783</b>	<b>2.8</b>	<b>10.2</b>	<b>13.0</b>	<b>6.0</b>	<b>2.6</b>	<b>0.80</b>	<b>2.0</b>	<b>0</b>	<b>22.4</b>

**09-10 SEASON AVERAGES vs Pistons** GP/S: 2/2    MPG: 44.5    PPG: 28.0    RPG: 14.5    APG: 7.0    FG%: .579    FT%: .800    3P%: .000

CAREER HIGH			SEASON HIGH			CAREER HIGH			SEASON HIGH		
MINUTES	52	vs. PHO, 1/2/06	50	@ CHB, 10/30/09	FTM	10	@ IND, 1/20/07	8	Three Times		
POINTS	37	vs. GS, 11/29/08	30	@ DET, 12/29/09	REBOUNDS	21	Three Times	21	vs. CHI, 12/22/09		
FGM	16	vs. GS, 11/29/08	13	Twice	ASSISTS	9	Twice	9	Twice		
FGA	29	vs. GS, 11/29/08	22	vs. TOR, 1/15/10	STEALS	5	Three Times	4	vs. PHO, 12/01/09		
3PM					BLOCKS	4	vs. BOS, 3/29/06	2	Three Times		

**2009-10 SEASON NOTES:** Led Knicks in Scoring (11), Rebounding (28), Assists (8); Scoring 20+ (20), Scoring 30+ (1), Double Doubles (22), 20/10 (13)

Set career high with nine assists, 1/15 vs. TOR, and tied it, 1/16 @ DET...Played complete 48 minutes, 1/15 vs. TOR...Eclipsed 30-point mark for third time in career, 12/29 @ DET...Tied career high win 21 rebounds, 12/22 vs. CHI

# THE KNICKERBOCKERS

## 31 – DARKO MILICIC – FORWARD/CENTER

HEIGHT 7-0    WEIGHT 275    FROM Serbia    HOMETOWN Novi Sad, Serbia    NBA EXPERIENCE 6 Years

2009-10 SEASON AVERAGES: GP/S: 8/0    MPG: 8.9    PPG: 2.0    RPG: 2.3    APG: 0.5    FG%: .471    FT%: ---    3P%: ----

### LAST FIVE GAMES

Opponent	Date	Min	FGM	FGA	Pct.	3P	3PA	Pct.	FTM	FTA	Pct.	Off	Def	Tot	Ast	PF	Stl	TO	Blk	Pts		
@ Detroit	Jan. 16																					
Toronto	Jan. 15																					
@ Philadelphia	Jan. 13																					
@ Oklahoma City	Jan. 11																					
@ Houston	Jan. 9																					
TOTALS																						
AVG																						

09-10 SEASON AVERAGES vs Pistons GP/S:    MPG:    PPG:    RPG:    APG:    FG%:    FT%:    3P%:

	CAREER HIGH		SEASON HIGH		CAREER HIGH		SEASON HIGH	
MINUTES	44	@ NO, 12/7/07	17	@ MIA, 10/28/09	FTM	9	vs. POR, 2/14/07	
POINTS	21	Twice	6	vs. NO, 11/02/09	REBOUNDS	16	Twice	7
FGM	10	@ CHI, 3/4/08	3	vs. NO, 11/02/09	ASSISTS	5	@ CHB, 12/14/06	3
FGA	15	@ PHO, 3/11/08	6	vs. NO, 11/02/09	STEALS	3	Four Times	3
3PM					BLOCKS	5	Seven Times	1

2009-10 SEASON NOTES: DNP-CD (15), Inactive (17)

## 2 – NATE ROBINSON – GUARD

HEIGHT 5-9    WEIGHT 180    FROM Washington    HOMETOWN Seattle, WA    NBA EXPERIENCE 4 Years

2009-10 SEASON AVERAGES: GP/S: 20/0    MPG: 22.9    PPG: 12.4    RPG: 2.4    APG: 3.2    FG%: .462    FT%: .714    3P%: .371

### LAST FIVE GAMES

Opponent	Date	Min	FGM	FGA	Pct.	3P	3PA	Pct.	FTM	FTA	Pct.	Off	Def	Tot	Ast	PF	Stl	TO	Blk	Pts
@ Detroit	Jan. 16	22:48	4	10	.400	3	3	1.000	0	0	---	2	0	2	5	5	2	2	0	11
Toronto	Jan. 15	15:46	2	7	.286	1	3	.333	0	0	---	0	1	1	2	1	0	0	0	5
@ Philadelphia	Jan. 13	15:39	2	7	.286	0	3	.000	0	0	---	2	0	2	3	3	1	1	0	4
@ Oklahoma City	Jan. 11	31:35	8	17	.471	2	6	.333	1	1	1.000	2	2	4	3	3	2	3	1	19
@ Houston	Jan. 9	27:46	7	13	.538	3	6	.500	3	4	.750	0	3	3	1	2	2	4	0	20
TOTALS		115	23	54	.426	9	21	.429	4	5	.800	6	6	12	14	14	7	10	1	59
AVG		23.0	4.6	10.8	.426	1.8	4.2	.429	0.8	1.0	.800	1.2	1.2	2.4	2.8	2.8	1.40	2.0	0.20	11.8

09-10 SEASON AVERAGES vs Pistons GP/S: 1/0    MPG: 23.0    PPG: 11.0    RPG: 2.0    APG: 5.0    FG%: .400    FT%: ---    3P%: 1.000

	CAREER HIGH		SEASON HIGH		CAREER HIGH		SEASON HIGH	
MINUTES	52	Twice	38	@ ATL, 1/01/10	FTM	15	vs. IND, 2/23/09	2
POINTS	45	vs. POR, 3/8/08	41	@ ATL, 1/01/10	REBOUNDS	10	Three Times	6
FGM	18	@ ATL, 1/01/10	18	@ ATL, 1/01/10	ASSISTS	15	@ LAC, 2/11/09	8
FGA	28	Twice	24	@ ATL, 1/01/10	STEALS	5	Three Times	2
3PM	8	vs. POR, 3/22/07	4	Twice	BLOCKS	2	vs. BOS, 11/22/09	2

2009-10 SEASON NOTES: Led Knicks in Assists (2), Scoring (6); Scoring 20+ (4), 30+ (1), 40+ (1); Fouled Out (1)  
Games Missed – Sprained Right Ankle (6; Nov. 2-11), DNP-CD (14, Dec. 2-30)

Scored season high 41 points (third career 40-point game), including 11 in overtime, and recorded career high 18 FGM and season highs of eight assists and six rebounds in first action since Dec. 1 after 14 DNP-CD, 1/1 at ATL...Scored 22 of 24 points in fourth quarter, 11/29 vs. ORL...Posted career high two blocks, 11/22 vs. BOS