

2009-10 WISCONSIN MEN'S HOCKEY FACT BOOK



2009–10 Men's Hockey Schedule

(Dates and times subject to change)

DAY	DATE	OPPONENT	TIME	TV
FRIDAY	OCT. 16	COLORADO COLLEGE	7 P.M.	FSN/WC
SATURDAY	OCT. 17	COLORADO COLLEGE	7 P.M.	
Friday	Oct. 23	at Minnesota State	7:30 p.m.	CX
Saturday	Oct. 24	at Minnesota State	7 p.m.	CX
FRIDAY	OCT. 30	NEW HAMPSHIRE	7 P.M.	TVW/WC
SATURDAY	OCT. 31	NEW HAMPSHIRE	7 P.M.	WISC/WC
FRIDAY	NOV. 6	MINNESOTA	7 P.M.	TVW/WPT
SATURDAY	NOV. 7	MINNESOTA	7 P.M.	WISC/WPT
FRIDAY	NOV. 13	ALASKA ANCHORAGE	7 P.M.	FSN/WC
SATURDAY	NOV. 14	ALASKA ANCHORAGE	7 P.M.	WISC/WC
Friday	Nov. 20	at St. Cloud State	7 p.m.	CX
Saturday	Nov. 21	at St. Cloud State	7 p.m.	CX
COLLEGE HOCKEY SHOWCASE				
Friday	Nov. 27	at Michigan State	6 P.M.	
Saturday	Nov. 28	at Michigan	6:30 P.M.	
FRIDAY	DEC. 4	MICHIGAN TECH	7 P.M.	TVW/WC
SATURDAY	DEC. 5	MICHIGAN TECH	7 P.M.	FSN/WC
Friday	Dec. 11	at North Dakota	7:30 p.m.	
Saturday	Dec. 12	at North Dakota	7 p.m.	
BADGER HOCKEY SHOWDOWN				
SATURDAY	JAN. 2	Ferris State vs. Yale	4 P.M.	
		WISCONSIN VS. MERRIMACK	7 P.M.	
SUNDAY	JAN. 3	Merrimack vs. Ferris State/Yale	4 P.M.	
		WISCONSIN vs. FERRIS STATE/YALE	7 P.M.	
SATURDAY	JAN. 9	US UNDER-18 TEAM	7:30 P.M.	
Friday	Jan. 15	at Colorado College	8:30 p.m.	
Saturday	Jan. 16	at Colorado College	8 p.m.	
FRIDAY	JAN. 22	DENVER	7 P.M.	FSN/WPT or WC
SATURDAY	JAN. 23	DENVER	7 P.M.	WISC/WPT or WC
Friday	Jan. 29	at Minnesota Duluth	7 p.m.	CX
Saturday	Jan. 30	at Minnesota Duluth	7 p.m.	CX
CULVER'S CAMP RANDALL HOCKEY CLASSIC (UNITED STATES HOCKEY HALL OF FAME MUSEUM GAME)				
SATURDAY	FEB. 6	MICHIGAN	5 P.M.	BTN
FRIDAY	FEB. 12	MINNESOTA STATE	8 P.M.	FSN/WPT or WC
SATURDAY	FEB. 13	MINNESOTA STATE	8 P.M.	FSN/WPT or WC
FRIDAY	FEB. 19	ST. CLOUD STATE	7 P.M.	
SATURDAY	FEB. 20	ST. CLOUD STATE	7 P.M.	TVW/WPT or WC
Friday	Feb. 26	at Michigan Tech	6 p.m.	
Saturday	Feb. 27	at Michigan Tech	6 p.m.	
Friday	March 5	at Minnesota	7 p.m.	BTN (delay)
Sunday	March 7	at Minnesota	1 p.m.	FSN
Fri.-Sun.	March 12-14	WCHA Playoffs (Campus Sites)		TBA
Thur.-Sat.	March 18-20	WCHA Final Five (St. Paul, Minn.)		FSN
Fri.-Sat.	March 26-27	NCAA East and West Regionals (Albany, N.Y., and St. Paul, Minn.)		ESPNU
Sat.-Sun.	March 27-28	NCAA Northeast and Midwest Regionals (Worcester, Mass., and Fort Wayne, Ind.)		ESPNU
Thur.-Sat.	April 8-10	NCAA Frozen Four (Detroit)		ESPN2/ESPN

All times Central.

Home games listed in **BOLD CAPS**.

FSN - FSN Wisconsin; TVW - TVW Madison (also Charter/Time Warner Cable around the state); BTN - Big Ten Network; WISC - WISC-TV 3; WPT - Wisconsin Public Television (tape delay - 11 p.m.); WC - Wisconsin Channel (tape delay - 10 p.m.); All games on WPT or WC will also air the next day at 6 p.m. on WC; CX - Charter Extra 87

Updated Nov. 5, 2009

Table of Contents

2009-10 Schedule	3
Administration	4
Hockey Staff Photos	5

BIOS

Head Coach Mike Eaves	6
Assistant Coaches Bios	8
Hockey Staff Bios	10
Rosters	11
Roster Breakdown	13
Senior Bios	15
Junior Bios	22
Sophomore Bios	30
Newcomer Bios	36

2008-09 REVIEW

Season Review	40
Schedule/Results	42
Team Stats	43
Individual Stats	44
Team/Individual Highs	45
Box Scores	46

HISTORICAL INFORMATION

Year-by-year Records	56
History by Decade	57
NCAA Championships	62
WCHA Championships	68
Year-by-year Results	70
All-Time Series Records	78
All-Time Series Scores (WCHA)	79
All-Time Series Scores (Non-Conference) ..	84

RECORDS

Team Records	88
Wins, Losses, Ties	90
100-Point Scorers	91
Individual Records	92
Points	92
Goals	93
Assists	94
Game-winning Goals	95
Power-play Goals	96
Short-handed Goals	97

Penalties	98
Penalty Minutes	99
Records by Defensemen	100
Records by Goaltenders	102
Leaders by Class	104
Hat Tricks	105
Letterwinners	106
Jersey Number History	113
Coaching History	114

BEYOND WISCONSIN

NHL Directory	116
Badger NHL Leaders	120
NHL Draft History	122
National Teams	124
Olympics	125

BADGER HOCKEY SHOWDOWN

Badger Hockey Showdown	126
Pettit Cup	127
Showdown Records	128
Showdown All-Tournament Teams	129

POSTSEASON

WCHA Playoff History	131
NCAA Tournament History	132

AWARDS

All-Americans	134
UW Hall of Fame Members	136
All-WCHA	137
Team Awards	138
All-Time Captains	138
Academic Awards	140

KOHL CENTER

Facilities/Kohl Center	142
Attendance History	143

University & Athletic Administration




Chancellor Bidley A. Martin

Chancellor Carolyn "Bidley" Martin will begin serving as the University of Wisconsin's chief of staff in September 2008.

As provost of Cornell University from 2000-08, Martin acted as the president's first deputy officer and reported to the president as the chief educational officer and chief operating officer of the university. She was responsible for overseeing all academic programs, with the exception of those programs reporting to the provost for medical affairs in New York City.

Martin received her Ph.D. in German Literature in 1985 from the University of Wisconsin-Madison. That same year, she joined the Cornell University's faculty full-time as an assistant professor of German studies and women's studies. In 1991, she was promoted to associate professor in the Department of German Studies with a joint appointment in the Women's Studies Program. She served as chair of the Department of German Studies from 1994-97, and in 1997 was promoted to full professor in the department. In 1996, she was appointed senior associate dean in the College of Arts and Sciences. Martin was appointed Cornell University's Provost effective July 1, 2000.

Martin is a distinguished scholar of German Studies and author of numerous articles and two books—one on a literary and cultural figure in the Freud circle, Lou Andreas-Salome, and the other on gender theory.



Athletic Director Barry Alvarez

Barry Alvarez is in his fifth year as Director of Athletics.

Under Alvarez's leadership, Wisconsin has won 10 national titles, including five NCAA championships, and 19 conference regular-season or tournament crowns. The Badgers have also had record-setting season academically, with UW student-athletes recording a record-high grade point average in the fall of 2006. The UW has prospered in its facilities with the renovation of Camp Randall Stadium, additions to the Kohl Center and a new facilities master plan.

Alvarez was appointed in the spring of 2008 as one of the chairs of the NCAA's Football Academic Enhancement Group.

From 1990-2005, Alvarez guided the UW football team to a 118-73-4 record, making him the winningest football coach in school history. He piloted the Badgers to three Big Ten Conference and Rose Bowl titles. Alvarez was the 1993 national coach of the year and a two-time Big Ten coach of the year.

He received his undergraduate and master's degrees from Nebraska, where he played linebacker. Alvarez received a Distinguished Alumnus Award from his alma mater in 2003.

Alvarez and his wife, Cindy, are the parents of three children, Dawn, Stacy (Mrs. Mike Delzer), and Chad (wife Stephanie). Barry and Cindy are grandparents to Joe and Jake Ferguson, Grace and Jackson Delzer, and Scarlet and Barry John Thomas Alvarez.



Senior Associate AD Sean Frazier

Sean Frazier was named senior associate athletic director for operations in 2009. He came to Wisconsin in 2007 as an associate athletic director for events and facilities after spending the previous two years as Director of Athletics at Merrimack College.

Among Frazier's duties are the oversight of men's and women's hockey, event management, facilities, food and beverage, strength and conditioning, campus outreach, diversity plan coordination and is the liaison to the WCHA, the recreation sports board, transportation services, and the dean's council.

Frazier has also served as Director of Athletics and Recreation at Clarkson University and at Manhattanville College. In addition, he has been assistant director of athletics at the University of Maine.

Frazier has a long term relationship with college hockey, having served in key leadership positions in the ECAC Hockey League, Hockey East Association, and in the Western Collegiate Hockey Association (WCHA). Frazier is also serving a four year appointment on the NCAA Division I Men's Ice Hockey Championship Committee.

As an administrator Frazier is credited with supporting two NCAA Hockey National Championships, one with the men's hockey program at the University of Maine and the other with the women's hockey program at the University of Wisconsin.

Frazier serves on the Executive Board of the Minority Opportunities Athletic Association (MOAA) and is a guest lecturer and Executive Mentor for the NCAA Fellows Leadership Development Program.

Frazier is a native of Long Island, N.Y., and earned his bachelor's degree in communications from the University of Alabama and master's degree in higher education leadership from the University of Maine. He played football for Alabama from (1987-91) and was a part of a Southeastern Conference Championship team in 1989.

Frazier and his wife, Rosa, have three children two daughters, Marina and Marcella and a son Maximo.

Hockey Staff



Mike Eaves
Head Coach



Mark Osiecki
Assistant Coach



Kevin Patrick
Assistant Coach



Jim Snider
Strength Coach



Mike Cerniglia
Hockey Operations



Jeff Sanger
Volunteer Assistant



Andy Hrodey
Athletic Trainer



Zach Remiker
Video Coordinator



Nate LaPoint
Equipment Manager



Paul Capobianco
Athletic Communications



Alan Zussman
Academic Advisor



Dan Ott
Academic Advisor



Dr. Greg Landry
Primary Care



Dr. Geoffrey Baer
Orthopedic Surgeon



Jayne Lindauer
Program Assistant



Craig Johnson
Student Manager



Andy Zywicki
Athletic Ticket Office



Heather Graves
Marketing



Jeff Schmidt
Event Manager

Head Coach Mike Eaves



After a playing career that ended with the most prolific scoring numbers in Wisconsin hockey history and an NCAA title, Mike Eaves returned to his alma mater for the 2002–03 season as the fifth coach in the

modern era of Badger hockey. Now through seven years behind the bench, Eaves has added to his legacy, bringing the program's sixth NCAA title to Madison.

Firmly entrenched as one of the most respected coaches in college hockey, Eaves led the Badgers to their fourth top-three WCHA finish in six years during the 2008–09 season. That finish came one season after the Badgers came within an overtime goal of reaching the Frozen Four for the second time in three seasons.

In 2006–07, Eaves reached his first coaching milestone, notching his 100th victory behind the Badger bench with a victory over Alaska Anchorage at the Kohl Center on Feb. 9. He also oversaw the program's 1000th victory of Wisconsin Hockey's modern era (since 1963) with a win over Minnesota.

Eaves' tenure thus far is highlighted by the 2005–06 dream season. Finishing with a 30–10–3 mark, the squad defeated Boston College, 2–1, at the Bradley Center in Milwaukee for the storied program's first title in 16 years. Along the way, Wisconsin swept Michigan State and Michigan at the College Hockey Showcase, played in front of nearly 41,000 fans outside at Lambeau Field, reached the NCAA Frozen Four after a 1–0 triple overtime win over Cornell at the Resch Center in Green Bay, Wis., and set numerous school records. Individual honors were plenty, as well, with a Hobey Baker Finalist and three All-Americans.

Eaves and the Badgers reached their high-water mark after a four-year process. In just his second season behind the bench, Eaves led his charges to one of the largest improvements in college hockey and to within one goal of an NCAA Frozen Four appearance. Included in the run was a national-best 15-game unbeaten streak, a third-place finish in the WCHA standings and national rankings as high as No. 3.

The Badgers continued their improvement in 2004–05 by qualifying for their first WCHA Final Five under Eaves, spending a league-best 10 weeks in first place in the WCHA standings and leading the conference in defense and penalty killing, while upping their goal average by a half goal per game.

Eaves returned to the UW after spending two seasons as the head coach of USA Hockey's National Team Development Program (NTDP). A program designed to accelerate the development of elite under-20 American hockey players, Eaves led the group to a gold medal at the 2002 IIHF World Under-18 Championship in Piestany, Slovakia, the first-ever gold medal for the United States at the event. Eaves and his team clinched the gold with a 3–1 victory over Russia to end the tourney with a 7–1–0 record. Excluding the Olympics, it was the first gold medal won by a U.S. national team at an IIHF World Championship since 1933.

Eaves' encore performance came when he directed the U.S. National Junior Team at the 2004 International Ice Hockey Federation World Junior Championship to the country's first world junior gold medal.

Eaves' coaching days began in 1985 with the Calgary Flames (assistant) and since then he has held assistant coaching positions with the NHL's Pittsburgh Penguins and Philadelphia Flyers, and head coaching posts with the Helsinki Finnish Elite League, Shattuck (Minn.) St. Mary's High School and the Hershey Bears of the American Hockey League (AHL). He also spent one season at St. Cloud State (assistant coach) and one season at UW-Eau Claire (head coach).

Eaves has represented the U.S. in international competition both as a player and coach. He skated as a forward for Team USA at both the 1981 and 1984 Canada Cup tournaments and was a member of the 1976 and 1978 U.S. National Teams at the International Ice Hockey Federation (IIHF) World Championships. As a coach, Eaves served as an assistant under Bob Johnson for Team USA at the 1991 Canada Cup, was an assistant coach for the 1991 U.S. National Team at the IIHF World Championship in Finland and directed the 2006 U.S.

National Team at the IIHF World Championship in Latvia.

Eaves was recruited to play at Wisconsin by the legendary "Badger Bob" Johnson. He became both a standout student-athlete and one of the greatest players in Badger hockey history (1974–78). A first-team All-American as a junior and senior, Eaves is the UW's career scoring leader with 267 points (94–173) in 160 games. He helped lead the Badgers to the 1977 NCAA title by scoring 28 goals and 53 assists for 81 points during that championship season. He assisted on three goals in the championship game, including the game winner just 23 seconds into overtime, a 6–5 win over Michigan.

Hockey and coaching were two things Eaves grew up around. His father, Cecil, won an NCAA title at the University of Denver (1956–57) and is also credited with helping to start the hockey program at Ohio State. Cecil was the head coach at the University of Windsor (Ontario) and is a past director of the Canadian Amateur Hockey Association (CAHA). His brother Murray lettered two years at Michigan (1978–80) before playing for the Winnipeg Jets (1980–86) and the Detroit Red Wings (1987–88). He currently is the head coach at Shattuck St. Mary's High School.

A native of Denver, Colo., Mike and his wife, Beth, are the parents of two sons — Ben and Patrick. Ben captained the Boston College hockey team in 2003–04, while Patrick spent three years with the Eagles before joining the NHL's Ottawa Senators. He now skates for the Detroit Red Wings.

Ben became the third member of the Eaves family to win a national title when Boston College won the 2001 NCAA Championship. He signed a contract with the Nashville Predators this past summer.

Eaves graduated with honors from Wisconsin in 1978 with a bachelor's degree in physical education.

Eaves at Wisconsin

Year	Record	Pct.	WCHA	Place	Post-Season
2008–09	20-16-4	.550	14-11-3	T-3rd	WCHA Third Place
2007–08	16-17-7	.488	11-12-5	6th	NCAA Regional Final
2006–07	19-18-4	.512	12-13-3	T-6th	-----
2005–06	30-10-3	.733	17-8-3	T-2nd	NCAA Champions
2004–05	23-14-4	.610	16-9-3	T-3rd	NCAA Regional
2003–04	22-13-8	.605	14-7-7	3rd	NCAA Regional Final
2002–03	13-23-4	.375	7-17-4	8th	-----
7 years	143-111-34	.556	91-77-28		

As a Coach

- Led the Badgers to the 2006 NCAA title, 2004 NCAA East Regional title game and 2008 NCAA Midwest Regional title game
- 2006 Spencer Penrose Award runner-up (NCAA coach of the year)
- 2006 U.S. National Team head coach
- 2004 USOC Ice Hockey National Coach of the Year
- 2003–04 USCHO.com Coach of the Year
- 2004 USA Hockey Distinguished Achievement Award
- Led the Badgers to 2004 and 2008 NCAA Regional Finals
- Coached five All-American and eight all-conference honorees
- Coached four athletes to league all-rookie team
- Led U.S. to gold medals at the 2002 IIHF World Under-18 Championship and the 2004 IIHF World Junior Championship, the first for the U.S. at both
- 2002 USA Hockey National Junior Coach of the Year
- 2002 USOC Developmental Coach of the Year
- Head coach of the U.S. National Team Development Program (2000–02)
- Over 20 of his U.S. National Development Program players have been drafted by the NHL
- Coached at all levels including NHL, Finnish Elite League, Shattuck St. Mary's (Minn.) High School, American Hockey League, NCAA Division III
- Served as an assistant coach for the NHL's Calgary Flames (1985–86), Philadelphia Flyers (1988–90, 1993–94) and Pittsburgh Penguins (1997–2000)

As a Player

- Played eight seasons in the NHL with the Minnesota North Stars and the Calgary Flames
- Nominated for the Bill Masterton Award by the Calgary Flames in 1984–85, given annually to the player who best exemplifies the qualities of perseverance, sportsmanship and dedication to the game
- Played center for UW from 1974–78 and was a three-time captain
- Two-time first-team All-American (1977, 1978)
- Captain of Wisconsin's 1976–77 NCAA Championship
- Wisconsin's all-time leading scorer with 94-173=267
- Two-time Badger MVP (1975–76, '77–78)
- Winner of the 1978 Big Ten Conference Medal of Honor
- Named one of the WCHA's "Top 50 Players in 50 Years" during the 50th anniversary season of 2001–02
- Member of the UW Athletic Department Hall of Fame
- Ranks second all time at UW with 173 career assists
- Ranks second at UW with 40 career power-play goals
- Three-time Badger team captain (1975–78)
- Two-time first-team All-American (1977, 1978)
- Drafted by the St. Louis Blues in the 1976 NHL Draft (113th pick)
- The Minnesota North Stars' Rookie of the Year (1979–80)

Mike Eaves at a Glance

Born: June 10, 1956

NCAA Tournament Appearances: 4

Year at Wisconsin: 8th

Education: Wisconsin, 1977, B.S. in physical education

NHL Playing Career: Eight years with the Minnesota North Stars and Calgary Flames

NCAA Playing Career: 1977 NCAA Champion, two-time All-American and Wisconsin's all-time leading scorer (267 points)

Family: wife, Beth; sons Ben (played hockey at Boston College and now for NHL's Nashville) and Patrick (played hockey at Boston College and now for NHL's Detroit)

Father Cecil played at Denver (1956–57); brother Murray played at Michigan (1978–80), for the Winnipeg Jets (1980–86) and Detroit Red Wings (1987–88).

Coached by Eaves

Rene Bourque
Rod Brind'Amour
Tom Barrasso
Kevin Dineen
Ron Francis

Tom Gilbert
Kevin Hatcher
Jaromir Jagr
Eric Lindros
Scott Mellanby

Zach Parise
Joe Pavelski
Mark Recchi
Martin Straka
Ryan Suter

Eaves' Coaching Resume

2002–current Head Coach, University of Wisconsin
 2006 Head Coach, U.S. National Team
 2004 Head Coach, U.S. Junior National Team
 2000–02 Head Coach, U.S. National Team
 Development Program (NTDP)
 1997–2000 Assistant Coach, Pittsburgh Penguins (NHL)
 1996–97 Head Coach, Helsinki Finnish Elite League
 1994–96 Head Coach, Shattuck St. Mary's High School
 1991–93 Head Coach, Hershey Bears (AHL)
 1991 Assistant Coach, Team USA (Canada Cup)
 1990 Assistant Coach, U.S. National Team
 1988–90, '93–94. . . Assistant Coach, Philadelphia Flyers (NHL)
 1987–88 Assistant Coach, St. Cloud State University
 1986–87 Head Coach, UW-Eau Claire (NCHA)
 1985–86 Assistant Coach, Calgary Flames (NHL)
 1978–86 Player, Minnesota North Stars &
 Calgary Flames (NHL)
 1974–78 Player, University of Wisconsin (WCHA)

Assistant Coaches

The Osiecki File

Player

College: 1987–90, University of Wisconsin
IHL: 1990–91, 1993–95, Salt Lake City, Kalamazoo, Minnesota
U.S. National Team: 1992 World Championships
NHL: 1991–93, Calgary, Ottawa, Winnipeg and Minnesota

Head Coach/General Manager

1997–04, Green Bay Gamblers (USHL)

Assistant Coach

1996–97, University of North Dakota
1995–96, Burnsville (Minn.) High School

International Coaching

2009, U.S. Junior National Team
2008, U.S. Junior National Camp
2006, U.S. National Team
2000, U.S. Under-18 National Team
2000, U.S. Junior Select Team
1999, U.S. Under-18 National Team
1999, U.S. Junior Select Team

Championships

University of Wisconsin
1990, 2006 NCAA Championship
Two (1988, '90) WCHA Playoff titles
1990 WCHA regular season

University of North Dakota
1997 NCAA Championship
1997 WCHA regular season and playoff

Green Bay Gamblers
Four (1999–02) USHL Eastern Division
2000 Clark Cup
2000 U.S. Junior Tier I national runners-up

Salt Lake City— 1991 IHL
Kalamazoo— 1994 IHL

Burnsville (Minn.) High School
Two (1985, '86) state championships
Charter Member of Burnsville H.S. Hall of Fame

Notables

17 former Gamblers chosen in NHL Draft
9 former Gamblers played in the NHL
Over 65 former Gamblers moved on to NCAA Division I playing careers
1999 USHL Coach of the Year
1999 Lake Conference Achievement Award
2001 Coach— USA Hockey Top Prospect Tournament USHL All-Star Team
1999 Coach at USHL All-Star Team King of the Hill Tournament

Education

University of Wisconsin
Bachelor's degree in history (1994)

Personal

Born — July 23, 1968
Hometown — Burnsville, Minn.
Family — Wife Robin; children Emily and Jake

Mark Osiecki Assistant Coach

Former Badger defenseman Mark Osiecki looks to continue his impact in his sixth season as a Badger assistant coach. Osiecki has proven himself an asset with his tireless recruiting efforts and coaching expertise.

Osiecki joined Wisconsin from the Green Bay Gamblers of the USHL, where he served as general manager and head coach for seven seasons. Compiling a 209-154-6-38 (won-loss-tie-overtime loss) mark during his career with the Gamblers, Osiecki became known for player development, as more than 65 of his players moved on to NCAA Division I hockey playing careers and 17 were drafted by NHL teams. USHL Coach of the Year in 1999, Osiecki's Gambler squads won four-straight USHL Eastern Division crowns from 1999 to 2002, captured the 2000 Clark Cup as the USHL playoff champion and finished as U.S. junior A 2000 national runner-up.

His Gambler squads set various team and league records during his tenure. The four-straight division championships set the league standard, while the 1999 team set the league mark for shutouts and road wins in a season. His teams in 1998 and 1999 set the single-season record for fewest goals against.

Osiecki returned to his college coaching roots in the Western Collegiate Hockey Association where he began his career as an assistant coach with the University of North Dakota. During the 1996–97 season with North Dakota, he helped direct UND to WCHA regular-season and playoff titles and the NCAA championship.

Osiecki also boasts international coaching experience, capturing silver medals as head coach for the United States Under-18 Team at the 1999 World Championships in Slovakia and as an assistant coach for the U.S. Under-18 Team at the 2000 World Championships in the Czech Republic. Beyond that, he led the United States Junior Select team to a gold medal at the 1999 Freedom Challenge in Lake Placid, N.Y. More recently, Osiecki served as video coordinator for Team USA at the 2006 World Championships. He was also a staff member for the 2008 U.S. Junior National Camp in Lake Placid, N.Y., and will serve as an assistant coach for the 2010 U.S. Junior National Team at the World Junior Championships.

The former Badger defenseman skated for Wisconsin from 1987–90, earning three letters and serving as an assistant captain for the 1990 NCAA Championship team. During the national championship season, he collected career-highs with 38 assists and 43

points, while earning selection to the Frozen Four all-tournament team.

A Burnsville, Minn., native, Osiecki was selected in the 1987 NHL Entry Draft by the Calgary Flames. He enjoyed a six-year career, including stints with the Flames, Ottawa Senators, Winnipeg Jets and Minnesota North Stars, before a wrist injury cut his career short. He also represented his country as a player, competing for the United States at the 1992 World Championships in Prague, Czech Republic.

A 1994 graduate of Wisconsin with a bachelor of arts degree in history, Osiecki is married to his wife, Robin. The couple have a daughter, Emily, and a son, Jake.

Kevin Patrick Assistant Coach

Wisconsin's affable assistant coach Kevin Patrick is in his fifth year with the Badger hockey program.

Patrick's time with the Badgers began with a bang during the 2005-06 season. In just his first year on the staff, he helped direct the Badgers to the sixth NCAA championship in school history.

Patrick joined the Badgers from Bowling Green, where he served as an assistant coach from 2002–05. While with the Falcons, he oversaw the team's defense, evaluated game tapes, monitored the team's academic progress, scouted and recruited potential student-athletes throughout North America and worked with alumni and the community. His accomplishments at BGSU include helping the Falcons improve steadily, going from eight wins his first year, to 16 victories his final season; recruiting members of the 2005 CCHA All-Rookie Team; and helping the team earn its first league winning mark in nine years and its first home ice for the CCHA playoffs in 10 seasons.

Prior to his time with the Falcons, Patrick spent four seasons at Union College as an assistant coach. He began his time at Union working with the team's forwards and defensemen, while coordinating the team's strength and conditioning program and ordering the team's equipment. Over his final three years, he became the team's recruiting coordinator. Throughout his time with the Skating Dutchmen, he watched the team go from three wins during his first season to 13 in his last season. During his tenure, his recruits were chosen to the 2002 and 2003 ECAC All-Rookie Teams.

Patrick is familiar with part of the UW coaching staff, having served the 1997–98 season as assistant head coach and assistant

The Patrick File

Player

1988–92, University of Notre Dame
1992–93, New Haven (AHL)
1992–93, St. Thomas (CoHL)
1992–93, Green Bay (AHA)

Assistant Coach

2002–05, Bowling Green State (CCHA)
1998–2002, Union College (ECAC)
1997–98, Green Bay Gamblers (USHL)
1993–97, Deerfield Academy

Vice President of Operations

1997–98, Green Bay Gamblers (USHL)

Education

University of Notre Dame (1992)
Bachelor's degree in pre-professional studies
University of Massachusetts (1998)
Master's degree in sport management

USA Hockey

2009, Coach at USA Select 15 Festival
2004–05, Coach at USA Select 17 Festival
2002, Coach at USA Select 16 Festival

Notables

Two-year member of Notre Dame lacrosse team
Qualified for NCAAs in 1990
American Hockey Coaches Association
Board of Governors (2004–06)
V.P. of Convention Planning (2006–present)

Personal

Born – March 6, 1969 in Poughkeepsie, N.Y.
Hometown – Schenectady, N.Y.
Family – Wife Julie; sons James and John.

general manager under current UW assistant coach Mark Osiecki while with the Green Bay Gamblers of the USHL.

He got his start in coaching from 1993–97 during a four-year stint as assistant coach at Deerfield Academy in Deerfield, Mass. The team went 63-21-4 during his stay, qualifying for the New England tournament in 1994, 1995 and 1996. While at Deerfield, he served three years as assistant athletic director and two years as a science teacher.

Patrick graduated from the University of Notre Dame in 1992 with a bachelor's of science degree in pre-professional studies. He was a four-year defenseman for the Fighting Irish hockey team, captaining the program during his final two seasons. He also played lacrosse for two seasons, helping Notre Dame qualify for the 1990 NCAA Division I Lacrosse Tournament. He resumed his education and earned a master's degree in sport management from Massachusetts in 1998.

Following his graduation from Notre Dame, Patrick played one season of professional hockey, suiting up for the New Haven Senators of the AHL, the St. Thomas Wildcats of the CoHL and the Green Bay Ice of the AHA. He was selected to the 1993

American Hockey Association All-Star Team.

A former member of the Board of Governors for the American Hockey Coaches Association (2004–06), Patrick also served as the vice president of convention planning (2006-09). At USA Hockey, he spent 2009 as coach at the USA Select 15 Festival, 2004 and 2005 coaching at the USA Select 17 Festivals and also coached at the 2002 USA Select 16 Festival.

Married to his wife, Julie, the couple have two sons, James and John.

Jeff Sanger

Volunteer Assistant Coach

Sanger serve in his first year of duty as the team's volunteer assistant coach, working primarily with Wisconsin's goaltenders.

A Madison, Wis., native, Sanger is a former standout goaltender at Colorado College. CC's all-time leader with 76 victories and 16 shutouts, his seven shutouts as a senior in 2001-02 also paces Tiger goaltenders. Sanger's career goals-against average of 2.48 stood as an all-time best for CC until two-time All-American Curtis McElhinney graduated with a 2.32 goals-against average (2001-05).

Following his college career, Sanger played parts of three years of professional hockey at the AHL, ECHL, CHL and UHL level.

A 1997 graduate of Madison Edgewood High School, Sanger posted a 72-13-3 record during his four-year prep career and helped his team win three consecutive Wisconsin Private School state championships.

Sanger has connections to the UW in sister Angie, a former UW volleyball player and his father, Art, who played football for the Badgers. Sanger also enjoyed a stint with the Wisconsin women's hockey program as a volunteer assistant during the program's back-to-back NCAA championship runs in 2005-06 and 2006-07.

Jim Snider

Strength and Conditioning

Jim Snider is in his second stint at Wisconsin, this time working with the UW hockey programs and men's tennis and serving as the athletic department representative on the Sports Nutrition Panel. Previously, Snider spent three seasons at Wisconsin as assistant strength and conditioning coach after serving a year-long internship with the department. His primary responsibilities were men's and women's soccer, tennis and crew, while also assisting with football.

Snider spent his year before rejoining the Badgers as assistant director of Strength and Conditioning at the University of Minnesota. At Minnesota, Snider was responsible for the administration and development of athletic enhancement programs for men's basketball, men's hockey, baseball and

track and field, while managing full-time and intern personnel.

Snider originally came to Wisconsin for his internship from the University of Wisconsin-La Crosse where he earned a Bachelor of Science degree in Exercise and Sport Science with an emphasis in Strength and Conditioning and also a degree in Sports Management in 2001. While at the University of Wisconsin La Crosse, Snider worked for three years with football, basketball, baseball, women's soccer, men's tennis and gymnastics.

Snider is a member of several organizations including the National Strength and Conditioning Association (NSCA), Collegiate Strength and Conditioning Coaches Association (CSCC) and USA Weightlifting. He is a Certified Strength and Conditioning Specialist through the NSCA, Level II Senior Coach through USA Weightlifting, and also a certified and active referee through USA Weightlifting.

Snider is single and resides in Madison.

Support Staff

Mike Cerniglia **Director of Hockey Operations**

Cerniglia is in his fourth year as the Director of Wisconsin Men's Hockey Operations. He previously worked for UW Badger Sports Properties, after spending 14 months with the UW Athletic Department as the Men's Hockey Administrative Recruiting Coordinator and Alumni Coordinator.

Cerniglia was a member of the UW men's hockey team from 1996–2001. He is a member of the National W-Club as a four-time letter winner. Cerniglia was a member of various student athlete advisory boards while he was playing hockey for UW. He was also honored with a community involvement award by the National W Club in 2001.

As a Deputy Sheriff with the Dane County Sheriff's Office from 2001–04, Cerniglia volunteered his time to work with programs such as Shop with a Cop and the Dane County Holiday Toy Tour.

Cerniglia is a 2001 graduate of Wisconsin, holding a bachelor's degree in communication arts.

He lives in Madison with his wife, Aleah, and two children, Michael and Jada.

Andy Hrodey **Athletic Trainer**

Andy Hrodey is in his 11th season handling athletic training duties for the UW hockey team after being hired as a full-time staff member for the Badger athletic training staff in 1999–2000.

He returned to Wisconsin from the United States Military Academy where he served as a full-time athletic trainer for both the hockey and football teams.

Previously at the UW, Hrodey was a graduate assistant during the 1996–97 and 1997–98 seasons, working as a team trainer for both the UW football and wrestling programs.

A native of Sheldon, Ill., Hrodey attended the University of Illinois and worked as a student athletic trainer with the football, men's basketball, women's swimming and wrestling programs.

Hrodey is a member of the National Athletic Trainers Association (NATA) and received his bachelor's degree from Illinois (1996) and his master's degree from Wisconsin (1998). He is a licensed Athletic Trainer.

A Monona, Wis., resident, Hrodey and his wife, Liz, have a son, A.J., and daughter, Allie.

Nate LaPoint **Equipment Manager**

An Eau Claire, Wis., native, LaPoint joins the Badgers after spending the past four years as an assistant equipment manager with the University of North Dakota men's hockey program. While at North Dakota, he performed the regular duties of an equipment manager, such as skate sharpening, equipment inventory and purchasing of equipment, while also helping with the program's video needs on road trips.

In addition to his duties at North Dakota, LaPoint spent seven months at Gerrell's Sports Center in Grand Forks, where he repaired and sharpened skates and served as a general salesman for sporting goods. He has also spent each summer since 2000 as a coach, referee and counselor for Top Dog Hockey Camps.

LaPoint graduated this summer from North Dakota with a degree in general studies and a minor in meteorology. Prior to his time at North Dakota, he attended Northland College in Ashland, Wis., for two years, where he competed as a member of the NCAA Division III program's hockey team.

Zach Remiker **Video Coordinator**

Zach Remiker is in his seventh year with the men's hockey program as video coordinator after spending the prior three years as a student assistant in Wisconsin's video services. He also begins his second year as Kohl Center video coordinator.

Remiker spent most of his time as a student assistant helping video for the UW football program, but also served the Badger track and field program and the swimming program, with their video needs.

A 2003 graduate of Wisconsin with a bachelor of arts degree in marketing, management and human resources, Remiker spent five years working for the athletic department in the mail room. He also worked four years on weekend security at Camp Randall Stadium and three years in concessions for hockey and basketball at the Kohl Center.

Remiker's duties include creating highlight films, taping games, assisting coaches with film breakdowns, creating teaching tapes and helping with media video requests, among other responsibilities.

The Two Rivers, Wis., native lives in Madison.

Paul Capobianco **Athletic Communications**

Paul Capobianco is in his 11th year with the University of Wisconsin. He currently serves in his seventh season as the contact for men's ice hockey, which includes the team's 2006 NCAA title run, and is in his 10th year with men's and women's open and lightweight crew. Prior to his time with the men's hockey program, he served the women's hockey program, and spent three years assisting the WCHA with its communications.

A three-year letterwinner and member of Notre Dame's 1994 NCAA championship fencing team, Capobianco graduated the Irish in 1996 with a B.S. in biology. The Selden, N.Y., native spent a year as a volunteer in the sports information office at then-NCAA Division II Stony Brook in Stony Brook, N.Y. He became a graduate assistant for two years at Minnesota State in Mankato, Minn., serving as the primary contact for football and men's and women's basketball, among other sports, prior to his arrival at Wisconsin.

Outside of his responsibilities at Wisconsin, Capobianco performed as the Peaks Ice Arena Mixed Zone Supervisor at the 2002 Olympic Winter Games in Salt Lake City, Utah. The Peaks was one of the two facilities for ice hockey at the games. He also worked at the E Center for the men's ice hockey medal round and at the opening and closing ceremonies.

Capobianco resides in Madison with his wife, Laurie, and their two children, Rose and Colin.

2009-10 WISCONSIN MEN'S HOCKEY ROSTER AND BIOS



Alphabetical Roster

No.	Name, Pos.	NHL	S/C	Ht.	Wt.	Year	Age (10/4/09)	Hometown (Last Team)
13	Aaron Bendickson***, F		R	5-11	170	Sr.	23	Thief River Falls, Minn. (Des Moines, USHL)
33	Brett Bennett, G	PHO	L	6-2	187	Jr.	22	Williamsville, N.Y. (Indiana, USHL)
11	Andy Bohmbach***, F		L	6-2	198	Sr.	22	Hudson, Wis. (Waterloo, USHL)
9	Michael Davies***, F		R	5-8	175	Sr.	22	St. Louis, Mo. (Lincoln, USHL)
16	Sean Dolan**, F		R	6-3	196	Jr.	21	St. Louis, Mo. (Chicago, USHL)
19	Jake Gardiner*, D	ANA	L	6-2	184	So.	19	Minnetonka, Minn. (Minnetonka H.S.)
5	Blake Geoffrion***, F	NAS	L	6-2	188	Sr.	21	Brentwood, Tenn. (USA Hockey NTDP)
27	Cody Goloubef**, D	COL	R	6-1	189	Jr.	19	Oakville, Ontario (Oakville, OPJHL)
14	Ben Grotting***, F		R	6-1	197	Sr.	23	Birmingham, Ala. (Lincoln, USHL)
1	Scott Gudmandson**, G		L	5-10	185	Jr.	21	Sherwood Park, Alberta (Salmon Arm, BCHL)
3	Craig Johnson**, D		L	5-10	190	Jr.	22	Waupaca, Wis. (Fairbanks, NAHL)
10	Patrick Johnson**, F	MTL	L	5-9	156	Jr.	20	Madison, Wis. (Lincoln, USHL)
23	Derek Lee, F		R	5-10	165	Fr.	19	North Vancouver, B.C. (Victoria, BCHL)
20	Ryan Little*, D		L	5-11	185	So.	21	Fond du Lac, Wis. (Green Bay, USHL)
17	Ryan McDonagh**, D	NYR	L	6-1	216	Jr.	20	Arden Hills, Minn. (Cretin-Derham Hall H.S.)
26	Keegan Meuer, F		R	5-10	175	Fr.	20	Madison, Wis. (Waterloo, USHL)
24	John Mitchell***, F		L	6-5	224	Sr.	23	Neenah, Wis. (Indiana, USHL)
28	Jordy Murray*, F		L	5-9	180	So.	20	Faribault, Minn. (Shattuck-St. Mary's H.S.)
55	John Ramage, D		R	6-0	195	Fr.	18	St. Louis, Mo. (USA Hockey NTDP)
6	Justin Schultz, D	ANA	R	6-1	185	Fr.	19	West Kelowna, B.C. (Westside, BCHL)
7	Brendan Smith**, D	DET	L	6-2	190	Jr.	20	Mimico, Ontario (St. Michael's, OPJHL)
15	Craig Smith, F	NAS	R	6-0	190	Fr.	21	Madison, Wis. (Waterloo, USHL)
4	Eric Springer*, D		L	5-9	185	So.	20	Wrightstown, Wis. (Sioux Falls, USHL)
21	Derek Stepan*, F	NYR	R	6-0	180	So.	19	Hastings, Minn. (Shattuck-St. Mary's H.S.)
22	Ben Street****, F		L	5-11	197	Sr.	22	Coquitlam, B.C. (Salmon Arm, BCHL)
35	Mitch Thompson, G		L	5-11	187	Fr.	19	Onalaska, Wis. (Bozeman, NORPAC)
12	Matt Thurber*, F		R	5-9	190	So.	20	Beaver Dam, Wis. (Omaha, USHL)
8	Podge Turnbull**, F	LAK	R	5-11	182	Jr.	21	Hayward, Wis. (Waterloo, USHL)

* —letters earned

Staff

Head Coach	Mike Eaves
Assistant Coach	Mark Osiecki
Assistant Coach	Kevin Patrick
Volunteer Assistant Coach	Jeff Sanger
Strength Coach	Jim Snider
Dir. of Hockey Operations.	Mike Cerniglia
Equipment Manager.	Nate LaPoint
Athletic Trainer	Andy Hrodey
Video Coordinator.	Zach Remiker
Athletic Communications	Paul Capobianco
Program Assistant	Jayne Lindauer

Pronunciation Guide

Bendickson	BEN-dick-son
Geoffrion	JEFF-free-on
Goloubef.	GOAL-la-bef
Grotting	GROT-ing
Gudmandson	GOOD-man-son
Meuer.	MOY-ur
Stepan	STEP-on

Numerical Roster

No.	Name, Pos.	NHL	S/C	Ht.	Wt.	Year	Age (10/4/09)	Hometown (Last Team)
1	Scott Gudmandson**, G		L	5-10	185	Jr.	21	Sherwood Park, Alberta (Salmon Arm, BCHL)
3	Craig Johnson**, D		L	5-10	190	Jr.	22	Waupaca, Wis. (Fairbanks, NAHL)
4	Eric Springer*, D		L	5-9	186	So.	20	Wrightstown, Wis. (Sioux Falls, USHL)
5	Blake Geoffrion***, F	NAS	L	6-2	188	Sr.	21	Brentwood, Tenn. (USA Hockey NTDP)
6	Justin Schultz, D	ANA	R	6-1	185	Fr.	19	West Kelowna, B.C. (Westside, BCHL)
7	Brendan Smith**, D	DET	L	6-2	190	Jr.	20	Mimico, Ontario (St. Michael's, OPJHL)
8	Podge Turnbull**, F	LAK	R	5-11	182	Jr.	21	Hayward, Wis. (Waterloo, USHL)
9	Michael Davies***, F		R	5-8	175	Sr.	22	St. Louis, Mo. (Lincoln, USHL)
10	Patrick Johnson**, F	MTL	L	5-9	156	Jr.	20	Madison, Wis. (Lincoln, USHL)
11	Andy Bohmbach***, F		L	6-2	198	Sr.	22	Hudson, Wis. (Waterloo, USHL)
12	Matt Thurber*, F		R	5-9	190	So.	20	Beaver Dam, Wis. (Omaha, USHL)
13	Aaron Bendickson***, F		R	5-11	170	Sr.	23	Thief River Falls, Minn. (Des Moines, USHL)
14	Ben Grotting***, F		R	6-1	197	Sr.	23	Birmingham, Ala. (Lincoln, USHL)
15	Craig Smith, F	NAS	R	6-0	195	Fr.	21	Madison, Wis. (Waterloo, USHL)
16	Sean Dolan**, F		R	6-3	196	Jr.	21	St. Louis, Mo. (Chicago, USHL)
17	Ryan McDonagh**, D	NYR	L	6-1	216	Jr.	20	Arden Hills, Minn. (Cretin-Derham Hall H.S.)
19	Jake Gardiner*, D	ANA	L	6-2	184	So.	19	Minnetonka, Minn. (Minnetonka H.S.)
20	Ryan Little*, D		L	5-11	185	So.	21	Fond du Lac, Wis. (Green Bay, USHL)
21	Derek Stepan*, F	NYR	R	6-0	180	So.	19	Hastings, Minn. (Shattuck-St. Mary's H.S.)
22	Ben Street****, F		L	5-11	197	Sr.	22	Coquitlam, B.C. (Salmon Arm, BCHL)
23	Derek Lee, F		R	5-10	165	Fr.	19	North Vancouver, B.C. (Victoria, BCHL)
24	John Mitchell***, F		L	6-5	224	Sr.	23	Neenah, Wis. (Indiana, USHL)
26	Keegan Meuer, F		R	5-10	175	Fr.	20	Madison, Wis. (Waterloo, USHL)
27	Cody Goloubeff**, D	COL	R	6-1	189	Jr.	19	Oakville, Ontario (Oakville, OPJHL)
28	Jordy Murray*, F		L	5-9	180	So.	20	Faribault, Minn. (Shattuck-St. Mary's H.S.)
33	Brett Bennett, G	PHO	L	6-2	187	Jr.	22	Williamsville, N.Y. (Indiana, USHL)
35	Mitch Thompson, G		L	5-11	187	Fr.	19	Onalaska, Wis. (Bozeman, NORPAC)
55	John Ramage, D		R	6-0	195	Fr.	18	St. Louis, Mo. (USA Hockey NTDP)

*—letters earned

NHL Draft Picks

Player	Team	Year	Round	Pick
Brett Bennett	Phoenix Coyotes	2006	5th	130th
Cody Goloubeff	Columbus Blue Jackets	2008	2nd	37th
Jake Gardiner	Anaheim Ducks	2008	1st	17th
Blake Geoffrion	Nashville Predators	2006	2nd	56th
Patrick Johnson	Montreal Canadiens	2008	7th	206th
Ryan McDonagh	Montreal Canadiens*	2007	1st	12th
Justin Schultz	Anaheim Ducks	2008	2nd	43rd
Brendan Smith	Detroit Red Wings	2007	1st	27th
Craig Smith	Nashville Predators	2009	4th	98th
Derek Stepan	New York Rangers	2008	2nd	51st
Podge Turnbull	Los Angeles Kings	2007	5th	137th

* Ryan McDonagh was traded to the New York Rangers during the summer of 2009.

Roster Breakdown

Badgers by Class

Seniors.....	7
13 Aaron Bendickson, F	
11 Andy Bohmbach, F	
9 Michael Davies, F	
5 Blake Geoffrion, F	
14 Ben Grotting, F	
24 John Mitchell, F	
22 Ben Street, F	
Juniors.....	9
33 Brett Bennett, G	
16 Sean Dolan, F	
27 Cody Goloubef, D	
1 Scott Gudmandson, G	
3 Craig Johnson, D	
10 Patrick Johnson, F	
17 Ryan McDonagh, D	
7 Brendan Smith, D	
8 Podge Turnbull, F	
Sophomores.....	6
19 Jake Gardiner, D	
20 Ryan Little, D	
28 Jordy Murray, F	
4 Eric Springer, D	
21 Derek Stepan, F	
12 Matt Thurber, F	
Freshmen.....	6
23 Derek Lee, F	
26 Keegan Meuer, F	
55 John Ramage, D	
6 Justin Schultz, D	
15 Craig Smith, F	
35 Mitch Thompson, G	

Badgers by League

USHL.....	14
BCHL.....	4
US NTDP.....	2
High School.....	2
Prep School.....	2
OPJHL.....	2
NAHL.....	1
NORPAC.....	1

Badgers by Position

Forwards.....	16
13 Aaron Bendickson	
11 Andy Bohmbach	
9 Michael Davies	
16 Sean Dolan	
5 Blake Geoffrion	
14 Ben Grotting	
10 Patrick Johnson	
23 Derek Lee	
26 Keegan Meuer	
24 John Mitchell	
28 Jordy Murray	
15 Craig Smith	
21 Derek Stepan	
22 Ben Street	
12 Matt Thurber	
8 Podge Turnbull	
Defensemen.....	9
19 Jake Gardiner	
27 Cody Goloubef	
3 Craig Johnson	
20 Ryan Little	
17 Ryan McDonagh	
55 John Ramage	
6 Justin Schultz	
4 Eric Springer	
7 Brendan Smith	
Goaltenders.....	3
33 Brett Bennett	
1 Scott Gudmandson	
35 Mitch Thompson	

Badgers by State/Province

Wisconsin.....	11
11 Andy Bohmbach (Hudson)	
3 Craig Johnson (Waupaca)	
10 Patrick Johnson (Madison)	
20 Ryan Little (Fond du Lac)	
26 Keegan Meuer (Verona, Wis.)	
24 John Mitchell (Neenah)	
15 Craig Smith (Madison)	
4 Eric Springer (Wrightstown)	
35 Mitch Thompson (Onalaska)	
12 Matt Thurber (Beaver Dam)	
8 Podge Turnbull (Hayward)	
Minnesota.....	5
13 Aaron Bendickson (Thief River Falls)	
19 Jake Gardiner (Deephaven)	
17 Ryan McDonagh (Arden Hills)	
28 Jordy Murray (Faribault)	
21 Derek Stepan (Hastings)	

Missouri.....	3
9 Michael Davies (St. Louis)	
16 Sean Dolan (St. Louis)	
55 John Ramage (St. Louis)	
Alabama.....	1
14 Ben Grotting (Birmingham)	
New York.....	1
33 Brett Bennett (Williamsville)	
Tennessee.....	1
5 Blake Geoffrion (Brentwood)	
Ontario (Canada).....	2
27 Cody Goloubef (Oakville)	
7 Brendan Smith (Mimico)	
British Columbia (Canada).....	3
23 Derek Lee (North Vancouver)	
6 Justin Schultz (West Kelowna)	
22 Ben Street (Coquitlam)	
Alberta (Canada).....	1
1 Scott Gudmandson (Sherwood Park)	

Badgers by Age (10/4/09)

23 Aaron Bendickson	
Ben Grotting	
John Mitchell	
22 Brett Bennett	
Andy Bohmbach	
Michael Davies	
Craig Johnson	
Ben Street	
21 Sean Dolan	
Blake Geoffrion	
Scott Gudmandson	
Ryan Little	
Podge Turnbull	
20 Patrick Johnson	
Ryan McDonagh	
Keegan Meuer	
Eric Springer	
Brendan Smith	
Matt Thurber	
19 Jake Gardiner	
Cody Goloubef	
Derek Lee	
Jordy Murray	
Justin Schultz	
Derek Stepan	
Mitch Thompson	
18 John Ramage	

Roster Facts

Shot.....	Right (13)/Left (12)
Forwards.....	Right (10)/Left (6)
Defensemen.....	Right (3)/Left (6)
Nationality.....	American (22)/Canadian (6)
Average Weight.....	187.2 pounds
Average Height.....	5' 11 3/4"
Average Age (10/4/09).....	21 years, 0 months



13 AARON BENDICKSON

Badger Bites

Shoots right ... born in February of 1986 ... parents are Tom and Jodi ... has one sister, Kelly (24) ... attended Lincoln High School in Thief River Falls, Minn. ... skated for three different USHL teams ... wore No. 19 as a rookie before changing to No. 13 ... major is history

2008-09 / Junior Season

Scored only two goals of the season in back-to-back games against Alaska Anchorage (Jan. 10) and Colorado College (Jan. 16), both UW victories ... had a goal and an assist in the game against Colorado College (Jan. 16)

2007-08 / Sophomore Season

Scored first career goal, a game-winning tally in first game of the season ... Badgers won the 4-1 game over eventual NCAA runner-up Notre Dame (Oct. 12) at the Lefty McFadden Tournament ... scored game-tying goal in 2-2 tie against Minnesota at 12:36 of third period (Jan. 26) ... scored highlight-reel goal against Colgate (Dec. 28) ... All-WCHA Academic and Academic All-Big Ten

2006-07 / Freshman Season

Notched his first career point on an assist against Clarkson in the College Hockey Showcase (Dec. 29) ... played in all but seven games this season

Before Bendickson Was a Badger
Collected 16 goals and 30 points during the 2005-06 campaign while splitting time among three different USHL teams ... finished the season with the Des Moines Buccaneers after skating for Indiana and Cedar Rapids earlier in the season ... spent 2004-05 playing for the NAHL's Bismarck Bobcats and was the team's rookie of the year with 14 goals and 41 points in 47 contests.

5-11 • 173
Senior • Forward

Thief River Falls, Minn.
Des Moines - USHL

Major: History

Career Highs

GAME

Goals: 1 (8x); last vs CC, 1/16/09

Assists: 1 (10x); last vs. Minnesota State, 3/14/09

Points: 2, vs. Colorado College, 1/16/09

Point Streak: 2 (2x); 1/10-16/09

Multi-point Games: 1

Overtime Goals: None

SERIES

Goals: 1 (6x); last vs CC, 1/16/09

Assists: 1 (9x); last vs. Minnesota State, 3/13-14/09

Points: 2, vs. Colorado College, 1/16-17/09

Overall Statistics

Year	GP	G	A	Pts.	SOG	Pen-Min	PP	SH	GW
2006-07	34	0	3	3	24	2-4	0	0	0
2007-08	37	6	4	10	47	2-4	1	0	1
2008-09	33	2	3	5	52	8-16	0	0	0
TOTALS	104	8	10	18	123	12-24	1	0	1

WCHA Statistics

Year	GP	G	A	Pts.	SOG	Pen-Min	PP	SH	GW
2006-07	24	0	2	2	18	2-4	0	0	0
2007-08	27	3	4	7	26	1-2	1	0	0
2008-09	21	2	1	3	34	5-10	0	0	0
TOTALS	72	5	7	12	78	8-16	1	0	0



11 ANDY BOHMBACH

Badger Bites

Shoots left ... born in February of 1987 ... parents are Deanna Shefveld and Jim Bohmbach ... father, and brother Jim, played baseball at Minnesota State ... sister Jackie played softball for Augsburg College ... attended Hudson High School ... also has a brother Parker (13) ... wore No. 8 as a rookie before changing to No. 11 ... major is consumer science

2008-09 / Junior Season

Breakout season ... sixth on the team with 25 points after having a total of one goal and five points in his first two seasons ... one of five Badgers with at least 10 goals (10) ... scored game-winning tally in 3-2 victory at Minnesota (Feb. 6) ... posted first career two-goal game in 6-1 victory over Colorado College (Jan. 16) ... notched first career power-play goal in 7-2 win against Alaska Anchorage (Dec. 6).

2007-08 / Sophomore Season

Skated in 17 games, including final seven of the season ... produced first multi-point game with two assists against Bowling Green (Dec. 29)

2006-07 / Freshman Season

Recorded his first career point as an assist against Minnesota Duluth (Oct. 21) ... scored first career goal against Clarkson in the College Hockey Showcase (Dec. 29)

Before Bohmbach Was a Badger

Played 2005-06 and 2004-05 with the Waterloo Black Hawks of the USHL ... posted 13 goals, 19 assists and 32 points in 59 games to rank sixth on the team in 2005-06 ... posted a team-leading two goals and two assists at the 2005 USHL Buc Bowl ... collected a goal and five points in 50 games his first season ... won the 2004 Wisconsin State High School ice hockey title, scoring a goal in Hudson High School's 2-0 victory over Superior

6-2 • 201 lbs.
Senior • Forward

Hudson, Wis.
Waterloo - USHL

Major: Consumer Science

Career Highs

GAME

Goals: 2, vs. Colorado College, 1/16/09

Assists: 2 (3x); last vs. North Dakota, 3/7/09

Points: 3 (2x); last vs. Colorado College, 1/16/09

Point Streak: 5, 1/9-30/09

Multi-point Games: 6

Overtime Goals: None

SERIES

Goals: 2, vs. Colorado College, 1/16-17/09

Assists: 2 (3x); last vs. Minnesota State, 3/13-14/09

Points: 4, vs. Colorado College, 1/16-17/09

Overall Statistics

Year	GP	G	A	Pts.	SOG	Pen-Min	PP	SH	GW
2006-07	17	1	1	2	10	4-8	0	0	0
2007-08	17	0	3	3	24	3-6	0	0	0
2008-09	39	10	15	25	72	14-28	2	0	1
TOTALS	73	11	19	48	204	33-66	2	0	1

WCHA Statistics

Year	GP	G	A	Pts.	SOG	Pen-Min	PP	SH	GW
2006-07	12	0	1	1	5	3-6	0	0	0
2007-08	9	0	0	0	14	0-0	0	0	0
2008-09	28	7	9	16	47	12-24	2	0	1
TOTALS	49	7	10	17	66	15-30	2	0	1



9 MICHAEL DAVIES

Badger Bites

Shoots right ... born in December of 1986 ... parents are Jim and Connie ... has two sisters, Tori (19) and Samantha (16) ... attended Marquette High School ... majoring in sociology

2008-09 / Junior Season

Scored at least 10 goals for the third time ... collected 23 points to tie for seventh on the Badgers as one of nine players with 20 or more points ... has been remarkably consistent in his UW career, with 24 points, 24 points and 23 points in his first three seasons ... third on the team with five power-play goals ... second on the team with a 0.82 points-per-game average in WCHA games ... scored game-winning goal against Michigan (Nov. 29)

2007-08 / Sophomore Season

Named to the 2008 NCAA Midwest Regional All-Tournament Team ... shared team lead with 13 goals ... collected 11 points in last nine games of the season, including three multi-point games during the stretch ... led team with seven power-play goals ... led team with three game-opening goals ... paced Badgers with 15.1 percent shooting percentage ... scored game-tying goal in 4-4 game at Alaska Anchorage (Jan. 19) at 16:40 of third period ... had 3-4=7 during five-game scoring streak (Feb. 16-March 1) ... posted a pair of 2-1=3 games against Robert Morris (Oct. 20) and against Denver (March 29) in NCAA Midwest Regional semifinal ... named WCHA Offensive Player of the Week (Jan. 22)

2006-07 / Freshman Season

Scored two goals, including the game-winner in his college debut against Northern Michigan (Oct. 6) ... tallied his first two assists against Minnesota Duluth (Oct. 20) ... had seven multi-point games ... ranked third on the team and first among freshmen in points (24) ... second on the team with 11 goals ... played in every game

Before Davies Was a Badger

Played 2005-06 season with the Lincoln Stars of the USHL ... collected 28 goals, 43 assists and 71 points with the Stars to tie for third in the league ... added four goals

and seven points in nine playoff games ... was named USHL Second Team All Star for the 2005-06 season ... named team co-most valuable player for the regular season ... skated with the Springfield Jr. Blues of the NAHL in 2004-05, tallying 30 goals, 27 assists and 57 points in 56 games ... named NAHL Rookie of the Year

5-9 • 182
Senior • Forward

St. Louis, Mo.
Lincoln - USHL

Major: Sociology

Career Highs

GAME

Goals: 2 (8x); last at Minn. State, 2/28/09

Assists: 2 (5x); last at UAA, 1/9/09

Points: 3 (2x); last vs. Denver, 3/29/08

Point Streak: 5, 2/16-3/1/08

Multi-point Games: 18

Overtime Goals: None

SERIES

Goals: 3, at Minnesota State, 2/27-28/09

Assists: 2 (7x); last at UAA, 1/9-10/09

Points: 4, vs. UAA, 12/5-6/08

Overall Statistics

Year	GP	G	A	Pts.	SOG	Pen-Min	PP	SH	GW
2006-07	41	11	13	24	103	16-32	5	0	1
2007-08	39	13	11	24	86	16-40	7	0	1
2008-09	34	10	13	23	90	10-20	5	0	1
TOTALS	114	34	37	71	279	42-92	17	0	3

WCHA Statistics

Year	GP	G	A	Pts.	SOG	Pen-Min	PP	SH	GW
2006-07	28	7	9	16	67	12-24	4	0	0
2007-08	27	8	7	15	52	14-36	6	0	1
2008-09	22	9	10	19	57	7-14	4	0	0
TOTALS	77	24	26	50	176	33-74	14	0	1



5 BLAKE GEOFFRION

Badger Bites

Tri-captain ... shoots left ... born in February of 1988 ... parents are Danny and Kelly ... has three brothers, Nick (26), Sebastain (20) and Brice (19) ... attended Huron High School and Culver Military Academy ... wore No. 16 as a rookie before switching to No. 5, the same number worn by dad and grandfather ... father Danny skated with the Montreal Canadiens and Winnipeg Jets from 1980-82 ... grandfather Bernie "Boom Boom" Geoffrion is a Hockey Hall of Fame member who won six Stanley Cups with the Montreal Canadiens and who is credited with popularizing the slap shot ... great grandfather, Howie Morenz, is a member of the Hockey Hall of Fame after winning three Stanley Cups with Montreal and becoming one of the seven players in the Canadiens franchise to have his number retired (7) ... major is consumer affairs ... 56th overall draft choice of the Nashville Predators in the 2006 NHL Entry Draft

2008-09 / Junior Season

Co-captain ... led Badgers with 12 goals in WCHA games to tie for seventh in the league ... 15 goals in all games shared team lead and tied for 10th in the WCHA ... 28 points ranked fourth on the Badgers ... posted 10 power-play goals, the first Badger since Joe Pavelski has 11 in 2005-06 and third since 1994-95 ... nine power-play goals in league games shared league lead ... led Badgers with four multi-goal games ... had five-game scoring streak with six goals and nine points (Nov. 1-15) ... WCHA Offensive Player of the Week (Nov. 18)

2007-08 / Sophomore Season

Improved 24 points from freshman season to share second on the Badgers with 30 points ... one of four Badgers with double figures in goals (10) ... second on the team with five power-play goals ... shared team lead with 19 points in WCHA games ... had a goal and five points against Robert Morris (Oct. 20) for UW's highest single-

game point total of the season ... had seven multi-point games, including four with at least three points ... shared second on the team with a plus-11 ... skated with Team USA at 2008 World Junior Championships ... named Fenton Kelsey, Jr., Most Competitive, as voted on by his teammates ... named WCHA Offensive Player of the Week (Dec. 4)

2006-07 / Freshman Season

Scored first career goal at Alaska Anchorage (Nov. 3) ... recorded first career point against Minnesota Duluth (Oct. 21) ... tallied first career game-winning goal against Michigan Tech in 2007 WCHA Final Five play-in game (March 15) ... led the team in penalties (27-62) ... one of three Badgers to win a bronze medal with Team USA at the 2007 World Junior Championships ... played in all but five games

Before Geoffrion Was a Badger

Skated for the USA National Team Development Program from 2004-2006 ... helped the team win the 2006 Under-18 World Championship ... recorded nine goals, 18 assists and 27 points in 48 games with the 2004-05 U.S. Under-17 National Team ... played with Culver Military Academy from 2002-04 totalling 62 points in 45 games ... helped the team win the 2003 Indiana State Championship

6-1 • 187
Senior • Forward

Brentwood, Tenn.
USA Hockey NTDP

Major: Consumer Affairs
NHL: Nashville

Career Highs

GAME

Goals: 2 (4x); last vs. Minnesota State, 3/13/09

Assists: 4, vs. Robert Morris, 10/20/07

Points: 5, vs. Robert Morris, 10/20/07

Point Streak: 5, 11/1-15/08

Multi-point Games: 15

Overtime Goals: None

SERIES

Goals: 3, vs. Minnesota State, 3/13-14/09

Assists: 4, vs. Robert Morris, 10/19-20/07

Points: 6, vs. Robert Morris, 10/19-20/07

Overall Statistics

Year	GP	G	A	Pts.	SOG	Pen-Min	PP	SH	GW
2006-07	36	2	4	6	62	27-62	0	0	1
2007-08	36	10	20	30	79	26-52	5	0	1
2008-09	35	15	13	28	111	31-73	10	1	3
TOTALS	107	27	37	64	252	84-187	15	1	5

WCHA Statistics

Year	GP	G	A	Pts.	SOG	Pen-Min	PP	SH	GW
2006-07	25	1	2	3	42	19-46	0	0	0
2007-08	26	6	13	19	59	23-46	3	0	1
2008-09	25	12	9	21	72	17-47	9	1	2
TOTALS	76	19	24	43	173	59-139	12	1	3



14 BEN GROTGING

Badger Bites

Shoots right ... born in April of 1986 ... parents are Ann and Jim ... has an older brother, Jimmy (26) ... attended Shattuck-St. Mary's High School in Minnesota ... Dad played soccer at St. Olaf in Minnesota ... major is economics ... first Badger letterwinner from Alabama

2008-09 / Junior Season

The only player to score goals in three consecutive games (March 6-13) ... posted five goals after totaling four his first two seasons ... his 14 total points eclipsed his prior career total of 12 ... scored the first goal in three games ... tallied game-winning goal in first game of WCHA playoffs against Minnesota State (March 13)

2007-08 / Sophomore Season

Skated most of the season as part of UW's third line with John Mitchell and Sean Dolan ... scored first goal of the season at Denver (Jan. 11) ... posted two-game scoring streaks on two occasions

2006-07 / Freshman Season

Recorded first career goal and point against Minnesota Duluth (Oct. 21) ... tallied first career assist against Michigan State (Nov. 25) ... second among freshmen in penalties (16-43) ... scored the game-winning goal against Providence in the Badger Hockey Showdown (Dec. 30)

Before Grotting Was a Badger

Played with the Lincoln Stars of the USHL during the 2005-06 season ... named team's assistant captain ... collected nine goals, 12 assists and 21 points in 52 games played with the Stars ... played with the Texas Tornado for the 2004-05 season, tallying 12 goals, 15 assists and 27 points in 43 games ... helped the team win the national championship for the second year in a row ... skated at Shattuck-St. Mary's from 2001-04 for Mike Eaves' younger brother, Murray ... played lacrosse at Shattuck-St. Mary's from 2001-04

6-1 • 202
Senior • Forward

Birmingham, Ala.
Lincoln - USHL

Major: Economics

Career Highs

GAME

Goals: 1 (9x); last vs. Minnesota State, 3/13/09

Assists: 2 (2x); last vs. Michigan State, 11/28/08

Points: 3, vs. Michigan State, 11/28/08

Point Streak: 3, 3/6-13/09

Multi-point Games: 3

Overtime Goals: None

SERIES

Goals: 2, vs. North Dakota, 3/6-7/09

Assists: 2, at Denver, 10/17-18/08

Points: 2 (3x); vs. North Dakota, 3/6-7/09

Overall Statistics

Year	GP	G	A	Pts.	SOG	Pen-Min	PP	SH	GW
2006-07	32	2	1	3	29	16-43	0	0	1
2007-08	39	2	7	9	60	14-28	0	0	0
2008-09	35	5	9	14	61	7-25	0	0	1
TOTALS	106	9	17	26	150	37-96	0	0	2

WCHA Statistics

Year	GP	G	A	Pts.	SOG	Pen-Min	PP	SH	GW
2006-07	24	1	0	1	19	13-37	0	0	0
2007-08	28	2	5	7	40	7-14	0	0	0
2008-09	24	3	6	9	37	5-21	0	0	0
TOTALS	76	6	11	17	96	25-72	0	0	0



24 JOHN MITCHELL

Badger Bites

Shoots left ... born in 1986 ... parents are Jim and Liz ... has two siblings, Will (19) and Alyssa (16) ... attended Neenah High School ... spent the second semester of 2005-06 practicing with the Badgers ... wore No. 10 as a rookie before changing to No. 24 ... major is rehabilitation psychology ... tallest player on the team ... can dunk a basketball

2008-09 / Junior Season

Doubled his point total from the previous year up to 26 points ... shared the team lead with 15 goals ... goal total shared 10th in the WCHA ... led team with four game-winning goals to share fourth in the WCHA ... game-winning goals included victories against Michigan Tech (Nov. 7), Michigan State (Nov. 28) and at Minnesota (Feb. 7) ... posted two multi-goal contests ... named to the Badger Hockey Showdown All-Tournament Team after scoring game-winning and game-tying goals against Alabama Huntsville and Lake Superior State, respectively ... had five-point weekend (1g, 4 a) against Colorado College (Jan. 16-17)

2007-08 / Sophomore Season

Won Otto Breitenbach Most Improved Player Award as voted on by his teammates ... tied for third on the team in WCHA games with six goals ... his eight goals tied for fifth in all games ... scored a goal against Denver in the 2008 NCAA Midwest Regional semifinals ... posted first career multi-point contest on Feb. 9 with two assists against Michigan Tech

2006-07 / Freshman Season

Recorded his first career goal at Denver (March 10) ... recorded first career point as an assist against Minnesota Duluth (Oct. 21) ... played in 18 games

Before Mitchell Was a Badger

Skated for the Indiana Ice of the USHL during the 2005-06 season ... played seven games with the Green Bay Gamblers ... played football and tennis for Neenah High School from 2002-03 ... was chosen second-team all-conference for soccer in 2001-02 and volleyball in 2003-04 at Neenah

6-5 • 222
Senior • Forward

Neenah, Wis.
Indiana - USHL

Major: Rehabilitation Psychology

Career Highs

GAME

Goals: 2 (2x); last vs. Northern Michigan, 1/3/09

Assists: 2 (3x); last vs. Colorado College, 1/17/09

Points: 3, vs. Colorado College, 1/16/09

Point Streak: 4, 1/10-30/09

Multi-point Games: 7

Overtime Goals: None

SERIES

Goals: 2, vs. Michigan Tech, 1/7-8/09

Assists: 4, vs. Colorado College, 1/16-17/09

Points: 5, vs. Colorado College, 1/16-17/09

Overall Statistics

Year	GP	G	A	Pts.	SOG	Pen-Min	PP	SH	GW
2006-07	18	1	2	3	7	9-21	0	0	0
2007-08	40	8	5	13	65	19-49	0	0	0
2008-09	40	15	11	26	87	36-118	2	0	4
TOTALS	98	24	18	42	159	64-188	2	0	4

WCHA Statistics

Year	GP	G	A	Pts.	SOG	Pen-Min	PP	SH	GW
2006-07	12	1	1	2	4	7-17	0	0	0
2007-08	28	6	4	10	43	12-24	0	0	0
2008-09	28	8	9	17	50	28-102	1	0	2
TOTALS	68	15	14	29	97	47-143	1	0	2



22 BEN STREET

Badger Bites

Tri-captain ... shoots left ... born in February of 1987 ... parents are Jan and Rob ... has a younger sister Katie (20) ... attended Centennial High School ... real estate major ... the first Badger to come from Salmon Arm ... first Badger since Rob Vega (1998–2002) to come from the British Columbia Hockey League (BCHL) ... has three career game-winning goals against St. Cloud State ... has at least 10 goals in first three full years at Wisconsin

2008–09 / Senior Season

Co-captain ... posted one goal in four games before season-ending injury ... took medical redshirt season

2007–08 / Junior Season

Shared team lead with 13 goals ... led team with four game-winning goals, including two against St. Cloud State (Nov. 30 and Feb. 29) ... tied for second on the team with 30 points ... led team with 135 shots ... tallied game-tying goal in 4-4 tie at Michigan State (Nov. 24) at 14:03 of third period ... named to the 2007 Badger Hockey Show-down All-Tournament Team ... WCHA All-Academic and Academic All-Big Ten

2006–07 / Sophomore Season

Tallied overtime game-winning goal with 10 seconds left in 2007 WCHA Final Five third-place game to cap UW comeback from 3-1 deficit against St. Cloud State (March 17) ... scored the game-winning goal 54 seconds into play at Denver (Jan. 6) ... led the team in shots (120) ... matched first-year total with 10 goals ... only sophomore to play in every game this season ... had a pair of two-game point streaks ... WCHA All-Academic

2005–06 / Freshman Season

Scored in first career game, Oct. 7 against St. Lawrence ... one of six Badgers, and the only rookie, to skate in all 43 games ... only Badger regular without a penalty during the season ... with a pair of two-goal games, one of four Badgers to have at least two multi-goal games ... 10 goals made him one of six Badgers to score in double figures

Before Street Was a Badger

Spent two seasons playing with the Salmon Arm Silverbacks of the BCHL ... named team's 2004–05 Scholastic Player of the Year ... recorded 29 goals and 68 points in 56 games to rank third on the team in 2004–05 ... team placed third in the Interior Division ... collected seven goals and eight assists in 11 playoff games ... team reached the second round ... tallied 34 points in 54 games during the 2003–04 campaign with Salmon Arm ... member of the Pacific Team at the 2004 World Under-17 Challenge ... scored six points in six games to help his team win silver ... competed against former Badger teammate Jack Skille in the tournament ... skated 2002–03 season with Coquitlam Midget AAA ... posted 30 goals, 44 assists and 74 points with 64 penalty minutes in 24 games played ... also played for Coquitlam Lacrosse AAA ... team won 2002–03 Provincial Championship and was named provincial MVP

5-11 • 203
Senior • Forward

Coquitlam, British Columbia
Salmon Arm-BCHL

Major: Real Estate

Career Highs

GAME

Goals: 2 (3x); last vs. Robert Morris, 10/19/07

Assists: 2 (12x); vs. Robert Morris, 10/19/07

Points: 4, vs. Robert Morris, 10/19/07

Point Streak: 7; 10/12-11/9/07

Multi-point Games: 9

Overtime Goals: 1

SERIES

Goals: 2 (3x); last vs. Robert Morris, 10/19-20/07

Assists: 3, vs. Robert Morris, 10/19-20/07

Points: 5, vs. Robert Morris, 10/19-20/07

Overall Statistics

Year	GP	G	A	Pts.	SOG	Pen-Min	PP	SH	GW
2005–06	43	10	5	15	109	0-0	1	0	0
2006–07	41	10	7	17	120	8-16	2	0	2
2007–08	40	13	17	30	135	14-36	0	0	4
2008–09	4	1	0	1	5	4-8	0	0	0
TOTALS	128	34	29	63	369	26-60	3	0	6

WCHA Statistics

Year	GP	G	A	Pts.	SOG	Pen-Min	PP	SH	GW
2005–06	27	7	4	11	67	0-0	1	0	0
2006–07	28	6	5	11	71	4-8	1	0	1
2007–08	28	7	9	16	85	7-22	0	0	3
2008–09	2	0	0	0	3	2-4	0	0	0
TOTALS	85	20	18	38	226	13-34	2	0	4



16 SEAN DOLAN

Badger Bites

Shoots right ... born in February of 1988 ... parents are Anne and Pat ... has two siblings, Michael (23) and Tim (19) ... attended John F. Kennedy High School ... major is consumer science ... turned down opportunity to join the U.S. NTDP in high school

2008-09 / Sophomore Season

Equaled his four goals freshman season, but collected three more points to total 11 ... tallied game-winning goal in 3-1 victory over Minnesota Duluth (Jan. 30) ... recorded points in back-to-back games for the second time in his career (Feb. 7-20)

2007-08 / Freshman Season

Scored a goal in his first career game against eventual NCAA runner-up Notre Dame (Oct. 12) ... scored 13 seconds into a game against Colorado College (Jan. 5) ... had first career two-point game with goal and assist at Michigan Tech (Feb. 9)

Before Dolan Was a Badger

Played 2006-07 season for the Chicago Steel of the USHL ... collected 22 goals, 40 points and 76 penalty minutes in 59 games played, before adding two goals and four points in five playoff games ... split the 2005-06 season with Cedar Rapids and Indiana of the USHL ... totaled seven goals and 13 points in 50 games played while making the USHL all-star team ... played for Indiana during the 2004-05 season, skating in 28 games and putting up three goals and five points ... has also seen time with USA Hockey, winning bronze with the USA Hockey 18 & Under Junior Select Team at 2006 Viking Cup in Camrose, Alberta

6-3 • 195 lbs.
Junior • Forward

St. Louis, Mo.
Chicago - USHL

Major: Consumer Science

Career Highs

GAME

Goals: 1 (8x); last at Minnesota, 2/7/09
Assists: 1 (11x); last vs. Minnesota State, 3/14/09
Points: 2, at Michigan Tech, 2/9/08
Point Streak: 2 (2x), 2/7-20/09
Multi-point Games: 1
Overtime Goals: None

SERIES

Goals: 1 (7x); last at Minnesota, 2/6-7/09
Assists: 1 (9x); last vs. Denver, 2/20-21/09
Points: 2, at Michigan Tech, 2/8-9/08

Overall Statistics

Year	GP	G	A	Pts.	SOG	Pen-Min	PP	SH	GW
2007-08	40	4	4	8	45	16-32	0	0	0
2008-09	35	4	7	11	39	21-42	0	0	1
TOTALS	75	8	11	19	84	37-74	0	0	1

WCHA Statistics

Year	GP	G	A	Pts.	SOG	Pen-Min	PP	SH	GW
2007-08	28	3	4	7	32	9-18	0	0	0
2008-09	25	4	4	8	29	17-34	0	0	1
TOTALS	53	7	8	15	61	26-52	0	0	1



27 CODY GOLOUBEFF

Badger Bites

Shoots right ... born in November of 1989 ... parents are Peter and Laura ... has two siblings, Ashley (21) and Paige (17) ... attended Oakville Trafalgar High School ... major is economics ... drafted in the second round, 37th overall, by the Columbus Blue Jackets in the 2008 NHL Entry Draft

2008-09 / Sophomore Season

Won a gold medal with Canada at the 2009 World Junior Championships ... his 13 points made him one of five Badger defensemen with at least 10 points ... two of his five goals won games, giving him five career game-winning goals out of nine total ... scored his game-winning goals in back-to-back wins over Alaska Anchorage (Dec. 5-6) ... scored two goals against Colorado College (Jan. 17)

2007-08 / Freshman Season

His first three career goals were game-winning tallies ... ranked second on the team in the category ... his first two goals won games against Michigan Tech (Nov. 3 and Feb. 9) ... scored two goals in NCAA play, including game-winning goal against Denver (March 29) ... was second-youngest player in the NCAA and youngest in the NCAA tournament ... one of six Badger defensemen with at least 10 points (10) ... chipped in four goals to nation's highest goal-scoring defense ... tallied pair of power-play goals

Before Goloubeff Was a Badger

Skated 2006-07 with the Oakville Blades of the Ontario Provincial Junior "A" Hockey League (OPJHL) ... collected seven goals and 22 points in 19 games played ... played 2005-06 with the Milton Ice Hawks of the OPJHL ... collected 10 goals and 42 points in 49 games ... named team rookie of the year ... helped Milton to the league's best regular-season record ... also skated for Team Ontario at the 2006 Under-17 World Hockey Challenge in Regina, Saskatchewan ... played for the Toronto Marlies Minor Midget AAA in 2004-05 along with fellow Badger rookie Brendan Smith.

6-1 • 188 lbs.
Junior • Defense

Oakville, Ontario
Oakville - OPJHL

Major: Economics
NHL: Columbus

Career Highs

GAME

Goals: 2, vs. Colorado College, 1/17/09

Assists: 1 (14x); last vs. Denver, 2/20/09

Points: 2, vs. Colorado College, 1/17/09

Point Streak: 3, 2/6-20/09

Multi-point Games: 1

Overtime Goals: None

SERIES

Goals: 2 (2x); last vs. Colorado College, 1/16-17/09

Assists: 2, last at Minnesota, 2/6-7/09

Points: 2, vs. Colorado College, 1/16-17/09

Overall Statistics

Year	GP	G	A	Pts.	SOG	Pen-Min	PP	SH	GW
2007-08	40	4	6	10	50	18-36	2	0	3
2008-09	36	5	8	13	80	19-38	2	0	2
TOTALS	76	9	14	23	130	27-74	4	0	5

WCHA Statistics

Year	GP	G	A	Pts.	SOG	Pen-Min	PP	SH	GW
2007-08	28	2	3	5	36	15-30	1	0	2
2008-09	28	4	7	11	65	16-32	1	0	2
TOTALS	56	6	10	16	101	31-62	1	0	2



1 SCOTT GUDMANDSON

Badger Bites

Catches left ... born in January of 1988 ... parents are Nancy and Bill ... has one sibling, Michael (16) ... attended Bev Facey High School ... major is consumer science

2008-09 / Sophomore Season

Started in three of four games played ... posted 34-save shutout in 6-0 victory over Michigan Tech (Nov. 8), the first of his career ... went 1-0-0 at the Kohl Center and 0-2-0 on the road for a 1-2-0 record ... played 40 minutes in relief role against Denver (Feb. 21) ... allowed two total goals in last two appearances

2007-08 / Freshman Season

Played goal in six games ... went 1-0-2 in three starts against Robert Morris (Oct. 20), Michigan State (Nov. 24) and Colgate (Dec. 28) ... took 4-3 overtime loss in relief effort in WCHA playoffs at St. Cloud State (March 15) ... saw action in two WCHA contests in relief role

Before Gudmandson Was a Badger

Finished 2006-07 season with the Salmon Arm Silverbacks of the BCHL, after beginning year with Omaha of the USHL ... posted a 15-8-0 mark with a 2.84 goals-against average, .912 save percentage and two shutouts in 24 games played with Salmon Arm ... played the 2005-06 and 2004-05 seasons with the Drayton Valley Thunder of the AJHL ... named 2006 AJHL Second-Team All-Star ... went 31-14-5 with a 1.86 goals-against average and .901 save percentage in 2005-06 with the Thunder ... member of the AJHL North team that won the 2006 Viking Cup ... posted an 18-8-5 mark with a 2.10 goals-against average and .925 save percentage with the team in 2004-05 to earn recognition as the 2005 AJHL Rookie of the Year ... was also a member of the 2005 AJHL All-Rookie Team

5-10 • 179 lbs.
Junior • Goaltender

Sherwood Park, Alberta.
Salmon Arm - AJHL

Major: Consumer Science

Career Highs

GAME

Shots Faced: 35, at Denver, 10/18/08

Saves: 34, vs. Michigan Tech, 11/8/08

Saves (Win): 34, vs. Michigan Tech, 11/8/08

Goals Allowed: 7, at Denver, 10/18/08

Overall Statistics

Year	GP	W	L	T	Min.	GA	GAA	SOG	Saves	Sv%	SO
2007-08	6	1	1	2	273:44	12	2.63	100	88	.880	0
2008-09	4	1	2	0	219:27	14	3.83	118	104	.881	1
TOTALS	10	2	3	2	493:11	26	3.16	218	192	.881	1

WCHA Statistics

Year	GP	W	L	T	Min.	GA	GAA	SOG	Saves	Sv%	SO
2007-08	2	0	0	0	39:57	2	3.00	18	16	.889	0
2008-09	2	1	0	0	159:40	9	3.38	85	76	.894	1
TOTALS	4	1	0	0	199:37	11	3.31	103	92	.893	1



3 CRAIG JOHNSON

Badger Bites

Shoots left ... born in November of 1986 ... parents are Tracy and Marcia ... has two brothers, Carl (25) and Marcus (16) ... attended Waupaca High School ... major is sociology

2008-09 / Sophomore Season

Played 23 games, including 20 of the last 22 of the season ... posted two assist, both coming in the postseason ... named the Dr. Joseph Coyne Most Consistent player after leading the team with a plus-7 ... voted the team's Otto Breitenbach Most Improved player by his teammates

2007-08 / Freshman Season

Played in 17 games ... scored his first career goal and point with a goal at Michigan Tech (Feb. 9) at Winter Carnival

Before Johnson Was a Badger

Skated two seasons (2005-07) for the Fairbanks Ice Dogs of the NAHL ... served as team assistant captain in 2006-07 ... team reached the Robertson Cup finals for the 2007 NAHL Playoff Championship ... posted eight goals and 34 points in 60 contests to lead the team's defensemen in 2006-07 ... shared second on the team with four game-winning goals ... had a goal and six points in 23 games played in 2005-06 ... skated for Waupaca High School from 2001-04 ... three-time all-conference ... captained team as a junior ... skated for the Madison Capitols as a senior ... won two state tournaments with Team Wisconsin ... served as assistant captain of the U-16 team ... also played on the U-18 team ... won three conference championships during three years of high school football ... was first-team all-conference at tailback on two occasions ... team went to State during sophomore year

5-10 • 192 lbs.
Junior • Defense

Waupaca, Wis.
Fairbanks - NAHL

Major: Sociology

Career Highs

GAME

Goals: 1, at Michigan Tech, 2/9/08

Assists: 1 (2x); last vs. North Dakota, 3/21/09

Points: 1 (3x); last vs. North Dakota, 3/21/09

Point Streak: None

Multi-point Games: None

Overtime Goals: None

SERIES

Goals: 1, at Michigan Tech, 2/8-9/08

Assists: 1, vs. Minnesota State, 3/13-14/09

Points: 1 (2x); last vs. Minnesota State, 3/13-14/09

Overall Statistics

Year	GP	G	A	Pts.	SOG	Pen-Min	PP	SH	GW
2007-08	17	1	0	1	3	1-2	0	0	0
2008-09	23	0	2	2	20	5-10	0	0	0
TOTALS	40	1	2	3	23	6-12	0	0	0

WCHA Statistics

Year	GP	G	A	Pts.	SOG	Pen-Min	PP	SH	GW
2007-08	15	1	0	1	3	1-2	0	0	0
2008-09	15	0	0	0	4	4-8	0	0	0
TOTALS	30	1	0	1	7	5-10	0	0	0



10 PATRICK JOHNSON

Badger Bites

Shoots left ... born in April of 1989 ... parents are Mark and Leslie ... has two brothers, Doug (25) and Chris (23), and two sisters, Mikayla (15) and Megan (12) ... attended Madison Memorial High School ... major is sociology ... brother Chris plays hockey for Augsburg College ... father Mark is head coach of the 2010 U.S. Women's Olympic Team, taking a year off from coaching the Wisconsin women's team, and a former Badger, NHL and Olympic star ... grandfather is Hockey Hall of Famer "Badger Bob" Johnson ... drafted by Montreal in the seventh round, 206th overall, in the 2008 NHL Entry Draft

2008-09 / Sophomore Season

Posted three goals and seven points in 35 games played ... scored the first goal of the season with a tally in the season-opener at Boston College (Oct. 10) ... also tallied goals at Minnesota Duluth (Nov. 14) and against Denver (Feb. 20)

2007-08 / Freshman Season

Ranked second among Badger rookies with eight goals and 21 points ... ranked fourth on the team with a plus-8 ... his eight goals were good for fifth on the squad ... scored game-tying goals against Colgate (Dec. 28) and at Minnesota (Feb. 23) ... scored game-winning tally against Robert Morris (Oct. 20) in one-goal, two-assist performance... posted four multi-point contests ... had five-point weekend against Robert Morris (Oct. 19-20) ... named WCHA Rookie of the Week (Jan. 29)

Before Johnson Was a Badger

Spent most of 2006-07 skating with the Lincoln Stars of the USHL ... posted 11 goals and 27 points in 47 games with the Stars ... scored two short-handed goals and 11 power-play points ... scored one goal in four playoff contests ... began the season with the Madison Capitols AAA squad ... skated freshmen through junior seasons of high school for Madison Memorial High School ... named to the 2006 and 2005 Wisconsin Hockey Coaches Association All-State Teams

5-9 • 155 lbs.
Junior • Forward

Madison, Wis.
Lincoln - USHL

Major: Sociology
NHL: Montreal

Career Highs

GAME

Goals: 1 (11x); last vs. Denver, 2/20/09

Assists: 2 (2x); last vs. Robert Morris, 10/20/07

Points: 3, vs. Robert Morris, 10/20/07

Point Streak: 3, 11/24-12/1/08

Multi-point Games: 4

Overtime Goals: None

SERIES

Goals: 1 (9x); last vs. Denver, 2/20-21/09

Assists: 4, vs. Robert Morris, 10/19-20/08

Points: 5, vs. Robert Morris, 10/19-20/08

Overall Statistics

Year	GP	G	A	Pts.	SOG	Pen-Min	PP	SH	GW
2007-08	40	8	13	21	57	18-36	1	0	1
2008-09	35	3	4	7	55	14-44	0	0	0
TOTALS	75	11	17	28	112	32-80	1	0	1

WCHA Statistics

Year	GP	G	A	Pts.	SOG	Pen-Min	PP	SH	GW
2007-08	28	6	7	13	39	13-26	1	0	0
2008-09	36	5	11	16	65	24-59	1	1	0
TOTALS	64	11	18	29	104	37-85	2	1	0



17 RYAN MCDONAGH

Badger Bites

Tri-captain ... Shoots left ... born in June of 1989 ... parents are Sean and Patty ... has two siblings, Colin (21) and Quinn (10) ... uncle Steve Walsh spent 11 years in the NFL as a quarterback after leading Miami to the 1987 NCAA championship ... attended Cretin-Derham Hall High School ... chosen 12th overall in the 2007 NHL Entry Draft by the Montreal Canadiens ... traded to the New York Rangers along with Christopher Higgins, Doug Janik and Pavel Valenkenko for Scott Gomez, Tom Pyatt and Mike Busto on June 30, 2009 ... major is personal finance

2008-09 / Sophomore Season

Assistant captain ... skated for Team USA at 2008 World Junior Championships ... fourth among UW defensemen with 16 points ... tied for third among team defensemen with five goals ... named to the Academic All-Big Ten and WCHA All-Academic teams ... chosen by teammates as winner of the Fenton Kelsey, Jr., Most Competitive ... at Denver (Oct. 18), scored second career short-handed goal ... posted three two-point contests ... scored the first goal in two games

2007-08 / Freshman Season

Named to the 2008 WCHA All-Rookie Team ... WCHA Rookie of the Week (Dec. 4) ... skated in every game ... had back-to-back multi-point games at Michigan State (Nov. 24) and against St. Cloud State (Nov. 30) ... scored a short-handed, empty-net goal against Michigan Tech (Nov. 3) ... tied for third on the team among rookies with 12 points ... shared team lead among defensemen with five goals on team that led the nation's defensemen with 26 tallies ... first career goal, against Robert Morris (Oct. 20) was game-winning tally ... named to INCH.com Preseason All-Rookie Team

Before McDonagh Was a Badger

Played four years for Cretin-Derham High School ... posted 14 goals and 40 points as a senior ... named 2007 Minnesota Mr. Hockey ... first-team all-state and all-conference selection ... had 14 goals and 42 points as a junior ... helped team to

2006 Minnesota State High School title ... earned all-tournament accolades during team's title run ... named first-team all-state and all-conference ... had 12 goals and 30 points in 28 games as a sophomore ... won silver with Team USA at the 2007 IIHF U-18 World Championships ... was a member of the silver medal-winning U.S. Under-18 Select Team at the 2006 Under-18 Junior World Cup in Slovakia and the Czech Republic ... member of the 2005 United States Under-17 Select Team that took first place at the 2005 Five Nations Cup in Huttwil, Switzerland ... also played four years of baseball ... team won state baseball title in 2006-07 ... played two years of football

6-1 • 212 lbs.
Junior • Defense

Arden Hills, Minn.
Cretin-Derham Hall

Major: Personal Finance
NHL: New York Rangers

Career Highs

GAME

Goals: 1 (10x); last vs. Minnesota State, 3/14/08

Assists: 2 (2x), last at Minnesota State, 2/28/09

Points: 2 (5x); last at Minnesota State, 2/28/09

Point Streak: 3, 10/11-18/08

Multi-point Games: 5

Overtime Goals: None

SERIES

Goals: 2 (2x); last vs. Michigan Tech, 11/7-8/08

Assists: 2 (3x); last at Minnesota State, 2/27-28/09


Points: 3 (2x); last vs. Michigan Tech, 11/7-8/08

Overall Statistics

Year	GP	G	A	Pts.	SOG	Pen-Min	PP	SH	GW
2007-08	40	5	7	12	57	21-42	0	1	1
2008-09	36	5	11	16	65	24-59	1	1	0
TOTALS	76	10	18	28	122	45-101	1	2	1

WCHA Statistics

Year	GP	G	A	Pts.	SOG	Pen-Min	PP	SH	GW
2007-08	28	3	4	7	43	14-28	0	1	0
2008-09	28	4	10	14	53	20-51	1	1	0
TOTALS	56	7	14	21	96	34-79	1	2	0



7 BRENDAN SMITH

Badger Bites

Shoots left ... born in February of 1989 ... parents are Lester and Deidre ... has two siblings, Rory (21) and Reilly (17) ... father played basketball at York University ... attended Father John Redmond High School ... drafted No. 27 overall by the Detroit Red Wings in the 2007 NHL Entry Draft ... major is sociology

2008-09 / Sophomore Season

Ranked second among UW defensemen with 23 points in 31 games played ... led UW defensemen with nine goals, all on the power play ... tied for sixth in the league in power-play goals ... his six league power-play goals shared eighth ... produced first career multi-goal game with two power-play goals against Northern Michigan (Jan. 3) in the first period before getting injured ... had four assist game against Michigan Tech (Nov. 8) ... collected six assists in the series against the Huskies (Nov. 7-8)

2007-08 / Freshman Season

Tied for second on the team in rookie scoring with 12 points despite playing in just 22 games ... missed 18 games due to injury, before returning for season finale as a forward ... recorded six points (1-5=6) in three-game scoring streak (Oct. 13-20)

Before Smith Was a Badger

Skated two seasons with the St. Mike's Buzzers of the OPJHL ... in 2006-07, posted 12 goals, 36 points and 90 penalty minutes in 39 games played to lead team's defensemen ... collected two goals and nine points in seven playoff games to rank third on the team ... in 2005-06, put up five goals and 26 points, with 55 penalty minutes in 39 games played ... selected to play in the 2006 Canadian Junior A Hockey League All-Star Game ... won a silver medal with Canada East in the 2006 World Junior A Challenge ... played for the Toronto Marlies Minor Midget AAA in 2004-05 along with fellow Badger rookie Cody Goloubef

6-2 • 184 lbs.
Junior • Defense

Mimico, Ontario
St. Michael's - OPJHL

Major: Sociology
NHL: Detroit

Career Highs

GAME

Goals: 2, vs. Northern Michigan, 1/3/09
Assists: 4, vs. Michigan Tech, 11/8/09
Points: 4, vs. Michigan Tech, 11/8/09
Point Streak: 3, 10/13-20/07
Multi-point Games: 10
Overtime Goals: None

SERIES


Goals: 2, vs. Northern Michigan, 1/2-3/09
Assists: 6, vs. Michigan Tech, 11/7-8/09
Points: 6, vs. Michigan Tech, 11/7-8/09

Overall Statistics

Year	GP	G	A	Pts.	SOG	Pen-Min	PP	SH	GW
2007-08	22	2	10	12	34	9-26	2	0	0
2008-09	31	9	14	23	84	32-75	9	0	0
TOTALS	53	11	24	35	118	41-101	11	0	0

WCHA Statistics

Year	GP	G	A	Pts.	SOG	Pen-Min	PP	SH	GW
2007-08	13	1	2	3	18	4-16	1	0	0
2008-09	20	6	10	16	41	22-55	6	0	0
TOTALS	33	7	12	19	59	26-71	7	0	0



8 PODGE 8 TURNBULL

Badger Bites

Shoots right ... born in July of 1988 ... real name is Joshua, but goes by "Podge" ... parents are Scott and Sheila ... has two sisters, Hannah (17) and Holly (12) ... chosen in the fifth round, 137th overall in the 2007 NHL Entry Draft by the Los Angeles Kings ... major is history

2008-09 / Sophomore Season

Collected four goals and six points in 24 games played ... scored first career short-handed goal in 4-1 victory at Minnesota Duluth (Nov. 15) ... scored goals in back-to-back games against Minnesota (Oct. 24-25)

2007-08 / Freshman Season

Played in 38 games ... one of five rookies with double figures in points (11) ... first career goal came against Robert Morris (Oct. 20) ... posted three multi-point games ... scored a power-play goal at Michigan (Nov. 23) in the College Hockey Showcase

Before Turnbull Was a Badger

Skated 2006-07 for the Waterloo Black-hawks of the USHL ... named team rookie of the year after collecting 27 goals and 54 points in 60 games played ... helped team to the Anderson Cup, the USHL's regular-season championship trophy for most points ... voted by Waterloo fans as the inaugural winner of the Fan's Choice Award ... played two seasons (2004-06) for Duluth East High School ... led team in scoring in 2005-06 with 21 goals and 50 points ... posted 13 goals and 25 points in helping team to third place in the 2005 Minnesota State High School Tournament ... 23 goals and 50 points for Hayward in 2003-04 ... named team rookie of the year

5-11 • 185 lbs.
Junior • Forward

Hayward, Wis.
Waterloo - USHL

Major: History
NHL: Los Angeles

Career Highs

GAME

Goals: 1 (8x); last vs. Alaska Anchorage, 12/6/08

Assists: 2, vs. Bowling Green, 12/29/07

Points: 2 (4x); last at Minnesota Duluth, 11/15/08

Point Streak: 2 (2x); last - 11/15-21)

Multi-point Games: 4

Overtime Goals: None

SERIES

Goals: 2, vs. Minnesota, 10/24-25

Assists: 1 (6x); last at St. Cloud State, 11/21-22/08


Points: 2 (4x); last at Minnesota Duluth, 11/14-15/08

Overall Statistics

Year	GP	G	A	Pts.	SOG	Pen-Min	PP	SH	GW
2007-08	37	4	7	11	57	14-44	1	0	0
2008-09	24	4	2	6	40	13-26	0	1	0
TOTALS	61	8	9	17	97	27-70	1	1	0

WCHA Statistics

Year	GP	G	A	Pts.	SOG	Pen-Min	PP	SH	GW
2007-08	26	2	3	5	34	8-32	0	0	0
2008-09	17	4	2	6	30	11-22	0	1	0
TOTALS	43	6	5	11	64	19-54	0	1	0



19 JAKE GARDINER

Badger Bites

Shoots left ... born in July of 1990 ... attended Minnetonka High School ... chosen in the first round, 17th overall, during the 2008 NHL Entry Draft by the Anaheim Ducks ... parents are John and Jill ... has one brother, Max (17) and a sister, Paige (14) ... cousin Bill Birrenkott played hockey at St. John's (Minn.) ... uncle John Birrenkott skated for Bemidji State ... majoring in consumer affairs

2008-09 / Freshman Season

Named to the WCHA All-Rookie Team ... named WCHA Co-Rookie of the Week (Dec. 2) ... second among WCHA rookie defensemen in scoring with 21 points, and 13th among all league blueliners ... his 21 points ranked third among the UW defensemen ... tied for third on the Badgers with 18 assists ... first career goal scored against Alabama-Huntsville (Dec. 27) ... tallied twice on the power play, including his first goal ... collected three assists at Denver (Oct. 17), his third game as a Badger

Before Gardiner Was a Badger

Spent one year as a defenseman for Minnetonka High School after playing forward for most of his career ... led team with 20 goals and 48 points in 25 games played ... a top-10 finalist for Minnesota Mr. Hockey ... named 2008 Associated Press First-Team All-State ... 2008 *Star Tribune* Metro Player of the Year ... 2007-08 team went 24-4 and reached sectional finals of the 2008 Minnesota State High School Tournament ... skated for the 2007 U.S. Under-18 Select Team that competed at the 2007 Under-18 Memorial of Ivan Hlinka tournament in Slovakia and Czech Republic ... named 2007 all-conference for Minnetonka after posting 10 goals and 32 points ... part of 2006-07 state champion golf team at Minnetonka High School ... invited to Team USA World Junior Championship selection camp in Summer of 2008

6-2 • 181 lbs.
Sophomore • Defense

Minnetonka, Minn.
Minnetonka H.S.

Major: Consumer Affairs
NHL: Anaheim

Career Highs

GAME

Goals: 1 (3x); last vs. Minnesota State, 3/13/09

Assists: 3, at Denver, 10/17/08

Points: 3 (2x); last vs. Minnesota State, 3/13/09

Point Streak: 3 (2x); last vs. Minnesota State, 3/13/09

Multi-point Games: 4

Overtime Goals: None

SERIES

Goals: 1 (2x); last vs. Minnesota State, 3/13-14/09

Assists: 4, at Denver, 10/17-18/09

Points: 4, at Denver, 10/17-18/09

Overall Statistics

Year	GP	G	A	Pts.	SOG	Pen-Min	PP	SH	GW
2008-09	39	3	18	21	67	8-16	2	0	0

WCHA Statistics

Year	GP	G	A	Pts.	SOG	Pen-Min	PP	SH	GW
2008-09	27	1	10	11	35	4-8	1	0	0



20 RYAN LITTLE

Badger Bites

Shoots left ... born in September of 1988 ... parents are Steve and Kelli ... has a brother, Sean (18) ... father, Steve, played hockey at Concordia College ... attended Ashwaubenon High School ... lived first 15 years in Jackson Hole, Wy. ... major is real estate

2008-09 / Freshman Season

Began career with two assists in first game at Boston College (Oct. 10) ... also had an assist at the Badger Hockey Showdown against Alabama Huntsville (Dec. 27) ... saw action in 22 games

Before Little Was a Badger

Skated three years for the Green Bay Gamblers of the USHL ... team captain during the 2007-08 season ... named team's hardest worker ... a 2007-08 USHL All-Star Team member ... played 58 games and collected two goals, 13 points and 100 penalty minutes in 2007-08 ... had four goals and 13 points in 59 games in 2006-07 ... skated for Fond du Lac High School for two seasons before joining the Gamblers ... named first-team all-conference and all-state in 2004-05 with Fond du Lac High School ... team assistant captain ... was honorable mention all-conference in 2003-04 campaign

5-11 • 178 lbs.
Sophomore • Defense

Fond du Lac, Wis.
Green Bay - USHL

Major: Real Estate

Career Highs

GAME

Goals: None

Assists: 2, at Boston College, 10/10/08

Points: 2, at Boston College, 10/10/08

Point Streak: None

Multi-point Games: 1

Overtime Goals: None

SERIES

Goals: None

Assists: None


Points: None

Overall Statistics

Year	GP	G	A	Pts.	SOG	Pen-Min	PP	SH	GW
2008-09	22	0	3	3	10	6-12	0	0	0

WCHA Statistics

Year	GP	G	A	Pts.	SOG	Pen-Min	PP	SH	GW
2008-09	15	0	0	0	4	4-8	0	0	0



28 JORDY MURRAY

Badger Bites

Shoots left ... born in January of 1990 ... parents are Andy and Ruth ... has a brother, Brady (24) and sister, Sarah (20) ... father, Andy, is head coach of the NHL's St. Louis Blues ... brother, Brady, played hockey at North Dakota and in the NHL for the Los Angeles Kings ... sister, Sarah, plays hockey for Minnesota Duluth ... major is consumer affairs

2008-09 / Freshman Season

Wore No. 18 ... named to the 2009 WCHA Final Five All-Tournament Team after two-goal performance in third-place game against North Dakota (March 21) ... scored eight goals and 13 points as one of four Badgers to skate in all 40 games ... opened UW career with first goal and first assist in first game at Boston College (Oct. 10) ... totaled four points in first four career games ... recorded game-winning goals in 1-0 victory at St. Cloud State (Nov. 22) and against North Dakota in Final Five third-place game (March 21)

Before Murray Was a Badger

Skated three years for Shattuck St. Mary's Prep School in Faribault, Minn. ... won national prep titles in 2008 and 2007 at Shattuck ... collected 38 goals and 95 points in 60 games in 2007-08 season ... ranked third on the team behind leading scorer and current Badger teammate Derek Stepan ... put up 82 points in 2006-07 and 50 points in 2005-06 ... finished as national runners-up in 2004-05 with Shattuck Bantam team ... had 47 goals and 99 points in 69 games played to rank third on the team ... also played on bantam team in 2003-04 ... a teammate of Jake Gardiner for the 2007 U.S. Under-18 Select Team that competed at the 2007 Under-18 Memorial of Ivan Hlinka tournament ... captained team ... also captained the Shattuck tennis team as a senior ... spent 2007 as the tennis team's assistant captain

5-9 • 180 lbs.
Sophomore • Forward

Faribault, Minn.
Shattuck-St. Mary's H.S.

Major: Consumer Affairs

Career Highs

GAME

Goals: 2, vs. North Dakota, 3/21/09

Assists: 1 (5x); last vs. Northern Michigan, 1/3/09

Points: 2 (2x); last vs. North Dakota, 3/21/09

Point Streak: None

Multi-point Games: 2

Overtime Goals: None

SERIES

Goals: 1 (4x); last at Minnesota, 2/6-7/09

Assists: 1 (4x); last at Northern Michigan, 1/2-3/09

Points: 2, at Denver, 10/17-18/08

Overall Statistics

Year	GP	G	A	Pts.	SOG	Pen-Min	PP	SH	GW
2008-09	40	8	5	13	60	20-40	1	0	2

WCHA Statistics

Year	GP	G	A	Pts.	SOG	Pen-Min	PP	SH	GW
2008-09	28	3	3	6	40	16-32	0	0	1



4 ERIC SPRINGER

Badger Bites

Shoots left ... born in January of 1989 ... parents are Pat and Errol ... has a brother, Evan (17) ... father, Errol, played football for Dartmouth ... attended Wrightstown High School ... major is consumer affairs

2008-09 / Freshman Season

Scored in his first career game at Boston College (Oct. 10) ... first career assist set up goal at Minnesota Duluth (Nov. 15) ... played in 19 games, including seven consecutive contests (Dec. 6-Jan. 10)

Before Springer Was a Badger

Played for the Sioux Falls Stampede of the USHL ... a USHL All-Star ... named second-team All-USHL ... a USHL Defensive Player of the Week ... led team's defense-men with eight goals and 31 points in 58 games played ... ranked sixth in the league in scoring among defensemen ... led team with a plus-20 and 94 penalty minutes ... spent 2006-07 with Team Illinois ... played 2005-06 with Green Bay Junior Gamblers ... was first-team all-conference during four years of varsity baseball ... played football as a freshman

5-9 • 186 lbs.
Sophomore • Defense

Wrightstown, Wis.
Sioux Falls - USHL

Major: Consumer Affairs

Career Highs

GAME

Goals: 1, at Boston College, 10/10/08

Assists: 1 (2x); last at Alaska Anchorage, 1/10/09

Points: 1 (3x); last at Alaska Anchorage, 1/10/09

Point Streak: None

Multi-point Games: None

Overtime Goals: None

SERIES

Goals: None

Assists: 1 (2x); last at Alaska Anchorage, 1/9-10/09

Points: 1 (2x); last at Alaska Anchorage, 1/9-10/09

Overall Statistics

Year	GP	G	A	Pts.	SOG	Pen-Min	PP	SH	GW
2008-09	19	1	2	3	18	8-16	0	0	0

WCHA Statistics

Year	GP	G	A	Pts.	SOG	Pen-Min	PP	SH	GW
2008-09	12	0	2	2	8	6-12	0	0	0



21 DEREK STEPAN

Badger Bites

Wisconsin's leading returning scorer ... shoots right ... born in June of 1990 ... parents are Brad and Trish ... has a sister, Josie (15) ... father, Brad, was drafted by the New York Rangers in 1985, the same team that drafted Derek ... chosen 51st overall, in the second round of the 2008 NHL Entry Draft ... major is consumer science

2008-09 / Freshman Season

Finished second on the team with 33 points and 24 assists ... led all Badgers over the final 20 games with 20 points in ... his 33 points ranked fourth among WCHA rookies ... his 23 points in WCHA games shared third in the league among freshmen ... had two short-handed goals on same penalty kill against North Dakota (March 7) ... one of the two short-handed goals turned out to be his first career game-winning goal ... led team with three short-handed tallies ... tied for third in the league in short-handed goals ... his two league short-handed tallied tied for second ... second on the team with 10 multi-point efforts ... four of his nine goals were scored against North Dakota, including his first career goal as a Badger (Oct. 31) ... two-time WCHA Rookie of the Week (Jan. 6 and March 10)

Before Stepan Was a Badger

Skated two years for Shattuck St. Mary's Prep School in Faribault, Minn., along with Badger teammate Jordy Murray ... led team to 2008 U.S. Youth Nationals Tier-1 18 and Under title by pacing squad with six goals and 13 points in six games ... also won 2007 national title ... collected 44 goals and 111 points in 2007-08 season to lead the team ... had 81 points during 2006-07 campaign ... skated for Hastings High School in 2005-06 ... named all-state honorable mention and all-conference ... collected 52 points during the season ... in February of 2008, skated for U.S. Under-17 Team at the 2008 Vlad Dzurilla Tournament in Slovakia

6-0 • 176 lbs.
Sophomore • Forward

Hastings, Minn.
Shattuck-St. Mary's H.S.

Major: Consumer Science
NHL: New York Rangers

Career Highs

GAME

Goals: 2, vs. North Dakota, 3/7/09
Assists: 2 (6x); last at Minnesota State, 2/28/09
Points: 3, vs. Northern Michigan, 1/3/09
Point Streak: 4, 11/29-12/27/08
Multi-point Games: 10
Overtime Goals: None

SERIES

Goals: 2 (3x); last vs. North Dakota, 3/6-7/09
Assists: 3, vs. Alaska Anchorage, 12/5-6/09
Points: 4 (2x); last vs. Northern Michigan, 1/2-3/09

Overall Statistics

Year	GP	G	A	Pts.	SOG	Pen-Min	PP	SH	GW
2008-09	40	9	24	33	102	3-6	3	3	1

WCHA Statistics

Year	GP	G	A	Pts.	SOG	Pen-Min	PP	SH	GW
2008-09	28	6	17	23	60	2-4	2	2	1



12 MATT THURBER

Badger Bites

Shoots right ... born in October of 1989 ... father's name is Ray ... has a sister, Caity (22) ... father, Ray, played hockey for UW-LaCrosse ... attended Millard North High School ... major is consumer affairs

2008-09 / Freshman Season

Tallied first career goal against Minnesota (Oct. 25) ... posted a goal and an assist against Michigan State (Nov. 28) ... played 33 games and posted eight points

Before Thurber Was a Badger

Skated three years with the Omaha Lancers of the USHL ... served as team's assistant captain in 2007-08 ... team won the 2008 Clark Cup and Anderson Cup as USHL playoff and regular-season champions ... tied for second on the Lancers with 53 points in 58 games ... led team with 39 assists ... added three goals and seven points in 14 playoff games ... ranked third on the team in 2006-07 with 43 points in 58 games ... his 32 assists ranked second ... 2006-07 team won the West Division and finished one point short of the regular-season overall league title ... posted 11 goals and 23 points in 53 games during the 2005-06 campaign ... played for Team USA at the 2006 Under-18 Memorial of Ivan Hlinka tournament

5-9 • 190 lbs.
Sophomore • Forward

Beaver Dam, Wis.
Omaha - USHL

Major: Consumer Affairs

Career Highs

GAME

Goals: 1 (2x); last vs. Michigan State, 11/28/08

Assists: 1 (6x); last vs. North Dakota, 3/6/09

Points: 2, vs. Michigan State, 11/28/08

Point Streak: 2, 12/5-6/08

Multi-point Games: 1

Overtime Goals: None

SERIES

Goals: 1, vs. Minnesota, 10/24-25/08

Assists: 2, vs. Alaska Anchorage, 12/5-6/08


Points: 2, vs. Alaska Anchorage 12/5-6/08

Overall Statistics

Year	GP	G	A	Pts.	SOG	Pen-Min	PP	SH	GW
2008-09	33	2	6	8	38	12-24	0	0	0

WCHA Statistics

Year	GP	G	A	Pts.	SOG	Pen-Min	PP	SH	GW
2008-09	23	1	5	6	27	7-14	0	0	0



**6-2 • 187 lbs.
Junior • Goaltender**

**Williamsville, N.Y.
Indiana - USHL**

**Major: History
NHL: Phoenix**

33 BRETT BENNETT

Badger Bites

Catches left ... born in March of 1988 ... parents are Jeff and Shirley ... siblings include Tara (28), Shauna (26), Shira (24) and Eric (21) ... played two years at Boston University ... attended Pioneer High School in Ann Arbor, Mich. ... played for U.S. National Team Development Program ... drafted in the fifth round, 130th overall, in the the 2006 NHL Entry Draft by the Phoenix Coyotes ... history major

Before Bennett Was a Badger

Helped USHL's Indiana Ice to the 2009 Clark Cup as a 2009 First-Team All-USHL goalie ... the USHL regular-season leader with 54 games played, 35 victories and four shutouts ... went 35-17-4 with a 2.59 goals-against average and .910 save percentage in 3,110 minutes played ... posted a 9-4-0 mark, with a 2.36 goals-against average, .920 save percentage

and one shutout during the team's playoff championship run ... led or tied for the league lead during the playoffs in games played, victories, shutouts, goals-against average and saves ... in 2007-08, Bennett went 16-10-3 with a 2.63 goals-against average, .888 save percentage and three shutouts for Boston University, helping his team place second in the Hockey East regular-season standings ... as a freshman in 2006-07, won his only appearance of the season ... was part of the U.S. National Team Development Program ... in 2005-06, missed most of the season due to an injury ... played five games for the under-18 team, posting a 1.26 goals-against average and .960 save percentage ... playing with the under-17 team in 2004-05, Bennett went 20-12-2-1 with a 2.71 goals-against average and .913 save percentage



**5-10 • 162 lbs.
Freshman • Forward**

**North Vancouver, B.C.
Victoria - BCHL**

Major: Undeclared

23 DEREK LEE

Badger Bites

Shoots right ... born in March of 1990 ... parents are Brent and Beth ... four siblings include Ryan (27), Christina (24), Michelle (21) and Diana (17) ... attended Handsworth Secondary School ... major is undeclared

Before Lee Was a Badger

Skated the 2008-09 season with the Victoria Grizzlies of the BCHL ... posted 18 goals and 71 points in 70 games to ranks second on the team ... helped squad to BCHL regular-season title ... named

team's most inspirational player ... skated the two prior years for the Salmon Arm Silverbacks of the BCHL ... led the team in scoring in 2007-08 with 25 goals and 86 points in 63 games played ... named the team's scholastic player of the year ... played 56 games for Salmon Arm in 2006-07 as a teammate of Badger Scott Gudmandson and scored 18 goals and 48 points in 56 games ... competed for Team B.C. at the 2007 Canada Winter Games and with gold medal-winning Canada West at the 2007 World Junior A Challenge



5-10 • 176 lbs.
Freshman • Forward

Madison, Wis.
Waterloo - USHL

Major: Undeclared

26 KEEGAN MEUER

Badger Bites

Shoots right ... born in January of 1989 ... parents are Kelly and Sandy ... has four siblings, including Molly (26), Katy (24), McKenna (16) and Kaeden (11) ... father, Kelly, played soccer for UW ... sisters Molly and Katy played for the UW women's soccer team ... uncles Rob and Jeff Andringa won NCAA titles for Wisconsin in hockey ... attended Madison Memorial High School ... major is undeclared

Before Meuer Was a Badger

Skated three years seasons with Waterloo of the USHL ... collected nine goals and 27 points in 54 games played in 2008-09 as a teammate of Badger Craig Smith ... chipped in one goal in three playoff games ... named Waterloo's Unsung Hero during

the 2007-08 season ... finished the season with two goals and 24 points in 52 games ... skated 29 games with the Black Hawks in 2006-07 ... posted four goals and eight points in 29 games played during his first season ... skated for Madison Memorial High School in 2005-06, tallying 38 goals and 69 points in 20 games played ... won the Pat Willis Memorial Trophy as the City of Madison's most valuable player ... named conference player of the year ... named to the Wisconsin Hockey Coaches Association all-state team ... was a teammate of current Badger Patrick Johnson ... also skated for Badger 8, scoring 32 goals and 55 points in 32 games played in 2005-06



6-0 • 190 lbs.
Freshman • Defense

St. Louis
USA Hockey NTDP

Major: Undeclared

55 JOHN RAMAGE


Badger Bites

Shoots right ... born in February of 1991 ... parents are Rob and Dawn Ramage ... has two sisters, Tamara (25) and Jaclyn (23) ... father Rob played 15 years in the NHL for Colorado, St. Louis, Calgary, Toronto, Minnesota, Tampa Bay, Montreal and Philadelphia after going No. 1 overall in the 1979 NHL Entry Draft to Colorado ... sister Jaclyn played soccer at Murray State ... from same hometown as Badgers Michael Davies and Sean Dolan ... undeclared on a major

Before Ramage was a Badger

Skated for the USA National Team Development Program in 2008-09 ... won gold with Team USA at the 2008 IIHF World Under-18 Championships in Fargo, N.D., and

Moorhead, Minn. ... posted two goals and 10 points in 54 games with the USNTDP in 2008-09 ... both goals came on the power play ... collected 44 penalty minutes ... collected two assists in 17 games against international competition for the USNTDP ... skated for the St. Louis Bandits of the NAHL in 2007-08 ... posted four goals, including two game-winning goals, 11 points and 77 penalty minutes as team won the Robertson Cup as 2008 USA Hockey Tier II Junior A National Champions ... skated in three games with the U.S. Under-17 National Team at the 2008 Vlad Dzurilla Four Nations Tournament



6 JUSTIN SCHULTZ

Badger Bites

Shoots right ... born in July of 1990 ... parents are Kim and Glenn ... has a brother, Brendan (16) ... attended Mount Boucherie Secondary School ... chosen 43rd overall by the Anaheim Ducks in the 2008 NHL Entry Draft's second round ... Badger teammate Jake Gardiner was drafted by Anaheim in the first round that same year ... major is undeclared

Before Schultz Was a Badger

Skates past two seasons with the Westside Warriors of the BCHL ... in 49 games played during 2008-09 season, collected

15 goals and 35 assists ... named the Interior Conference's top defenseman ... team advanced to second round of the playoffs ... also named Interior Conference's top defenseman in 2007-08 ... collected nine goals and 31 assists in 57 games played ... team advanced to third round of playoffs ... skated in the 2008 World Junior A Challenge for Canada West and recorded a pair of assists in four games for the silver medal-winning squad ... part of gold medal-winning Canada West at the 2007 World Junior A Challenge along with Badger teammate Derek Lee

6-2 • 179 lbs.
Freshman • Defense

West Kelowna, B.C.
Westside - BCHL

Major: Undeclared
NHL: Anaheim



15 CRAIG SMITH

Badger Bites

Shoots right ... born in September of 1989 ... parents names are Kevin and Dawn ... has a sister, Amanda ... major is undeclared

Before Smith Was a Badger


Skated three years with the Waterloo Black Hawks of the USHL ... in 54 games played during the 2008-09 season, collected 28 goals and 76 points with 108 penalty minutes to share second in league scoring rankings ... one of six players named to the 2008 World Junior A Chal-

lenge Tournament All-Star Team after posting three goals and eight points in five games as team captain ... his team won the gold medal ... also skated in the 2007 World Junio A Challenge ... had 13 goals and 23 points in 58 games with Waterloo in 2007-08 ... joined the Black Hawks for the 2006-07 season, posting eight goals and 19 points in 45 games played ... team won the Anderson Cup as regular-season league champions ... skated for Madison La Follette High School prior to his junior career

6-0 • 192 lbs.
Freshman • Forward

Madison, Wis.
Waterloo - USHL

Major: Undeclared
NHL: Nashville



35 MITCH THOMPSON

Badger Bites

Catches left ... born in January of 1990 ... parents' names are Greg and Linda ... has a brother, Kyle (21) ... attended Onalaska High School ... major is undeclared

Before Thompson Was a Badger

Played for the Bozeman Icedogs of the Northern Pacific Hockey League (NorPac) in 2008-09 ... went 20-7 with a 2.93 goals-against average, a .906 save percentage and one shutout ... skated for Onalaska High School in 2007-08 ... posted 11-1 record with a 1.07 goals-against average, .957 save percentage and four shutouts

**5-11 • 187 lbs.
Freshman • Goaltender**

**Onalaska, Wis.
Bozeman - NorPac**

Major: Undeclared

2008–09 Season Review

2008–09 SEASON CAPSULE

Record: 20-16-4, 14-11-3 WCHA

Home: Kohl Center (15,237)

Live TV: Wisconsin had 10 games on FSN North, two on Big Ten Network, two on NHL Network, three on WISC-TV, six on My Madison TV and two on The Wisconsin Channel for a total of 24 live televised games. On-air talent included Paul Braun, Rob Andringa, Robb Vogel, Ron Vincent, Theran Welsh and Matt Rosen.

Tape-Delay TV: Wisconsin had 16 games tape-delayed on Wisconsin Public Television. On-air talent included Robb Vogel, Ron Vincent, Theran Welsh and Ian Perrin.

Web: Nine games were live streamed and all had live audio and live stats at UWBadgers.com. Live rinkside blogs were done from the site of every road game.

Radio: All games live on the Wisconsin Radio Network (Brian Posick/Mike Cerniglia) ... affiliated throughout Wisconsin, including WIBA-AM 1310 in Madison.

Polls: USCHO.com/CBS College Sports and USA Today/USA Hockey Magazine - 17 and NR

Coach: Mike Eaves (7th year: 143-111-34, .556)

Last Game: Against top-seeded North Dakota, Wisconsin earned a 4-1 victory at Xcel Energy Center in St. Paul, Minn., to take third place at the 2009 WCHA Final Five.

▶ Wisconsin had five Kohl Center (15,237) sell outs this season and finished the year averaging 13,785 fans through 22 home games to lead the nation for the 11th straight season and 35th time, overall. The average ranks third all-time in single-season NCAA men's hockey attendance average behind Wisconsin's averages in 2006–07 (14,430) and 2007–08 (14,133).

▶ Wisconsin has now been to 12 of 17 WCHA Final Fives.

▶ Wisconsin opened the season 0-6-1, before earning a 5-2 victory on Nov. 1 at North Dakota, during which it overcame a 2-0 deficit with a five-goal third period. The victory began a 10-1-2 stretch.

Wisconsin went through an 0-4-1 stretch from Feb. 20-March 6 that ended with a 4-1 victory over North Dakota on March 7. The victory started the Badgers on a 4-1-0 stretch to end the season.

▶ The Badgers won a season-high six consecutive games from Nov. 22-Dec. 27, including victories at St. Cloud State, and home games against Michigan State, Michigan, Alaska Anchorage (2) and Alabama-Huntsville.

The streak marked the school's longest since winning seven straight games from Nov. 12-Dec. 3, 2005.

▶ The Badgers played seven overtime games this season and went 0-3-4 in those contests. The UW went 0-3-7 in overtimes during the 2007–08 season and is 0-6-11 in overtimes since ending the 2006–07 season with a 4-3 overtime victory against St. Cloud State in the 2007 WCHA Final Five third-place game.

▶ Among Wisconsin's last nine losses, seven were by just one goal.

▶ The UW played 16 one-goal games this season. The 1987-88 Badgers skated in 21 one-goal games, the program high. That team won 14 one-goal games, the school record.

Wisconsin's 2005–06 NCAA championship team went 10-4-0 in one-goal games.

▶ Wisconsin scored first in 27 of its 40 games this season and went 15-10-2 in those games. The Badgers led in the third period in 29 of their games and were tied or in the lead in the second period of 34 of the 40 games.

▶ Wisconsin scored two or more power-play goals in a game 13 times this season and three or more power-play goals in four contests, led by the team's 5-for-7 performance in a 6-0 victory over Michigan Tech on Nov. 8.

The team allowed more than one power-play goal in a game on just five occasions.

▶ The Badger penalty kill was perfect in 20 of its 40 games during the season, and the team went 14-4-2 in those games.

The Badger power play was held scoreless in 14 games, with the team going 5-7-1 when it was blanked with the man advantage.

Six times during the season, the Badgers played a game without either team scoring on the power play. Wisconsin went 4-1-1 in those games.

2008–09 WCHA STANDINGS

Rk	Team	Conference				Overall				
		Pts	GP	Record	PCT.	GF-GA	GP	Record	PCT.	GF-GA
1	North Dakota	38	28	17-7-4	.679	96-74	43	24-15-4	.605	146-118
2	Denver	36	28	16-8-4	.643	96-68	40	23-12-5	.638	132-96
3	Wisconsin	31	28	14-11-3	.554	92-78	40	20-16-4	.550	131-106
	Colorado College	31	28	12-9-7	.554	79-82	38	16-12-10	.553	103-103
5	Minnesota	29	28	12-11-5	.518	87-83	37	17-13-7	.554	119-105
6	St. Cloud State	28	28	13-13-2	.500	83-81	38	18-17-3	.513	122-107
7	Minnesota Duluth	27	28	10-11-7	.482	79-72	43	22-13-8	.605	129-98
8	Minnesota State	26	28	11-13-4	.464	88-90	38	15-17-6	.474	117-122
9	Alaska Anchorage	23	28	9-14-5	.411	69-94	36	14-17-5	.458	95-112
10	Michigan Tech	11	28	2-19-7	.196	47-94	38	6-25-7	.250	62-122

▶ Wisconsin (20-16-4, 14-11-3 WCHA) finished tied for third in the WCHA regular-season race for the MacNaughton Cup and placed third at the 2009 WCHA Final Five in the battle for the Broadmoor Trophy.

▶ Wisconsin finished tied for third in the WCHA standings, the fourth time in the seven years under Mike Eaves that the program has finished in at least third place during the regular season

▶ Wisconsin reached the 20-win plateau for the 32nd time in school history.

▶ Wisconsin won or tied every season series against the other nine teams in the WCHA during the regular season except for Denver and Minnesota State. The Badgers remedied the regular season series loss against MSU with a first round playoff sweep.

▶ The Badgers missed out on an NCAA tournament bid by 0.0002 in the RPI, according to the USCHO.com Pairwise Rankings, which mimic the selection criteria used by the NCAA men's ice hockey selection committee when filling the 16-team field.

▶ Wisconsin finished the season with the third-best power play in WCHA play at 21.0 percent (33-for-157) and with the second-ranked penalty kill at 88.9 percent (152-for-171). In all games, UW's 19.1 percent power-play (45-for-235) ranked fourth, while its 88.4 percent penalty kill (205-for-232) ranked second. Nationally, the UW penalty kill ranked fifth, while the power play ended 12th.

▶ Wisconsin averaged 19.4 penalty minutes a game, fourth most in the country.

▶ Wisconsin's offense ranked 11th in the nation with a 3.27 scoring average.

▶ The Badgers went 11-7-0 in their last 16 games against ranked teams after beginning 0-6-1 against ranked foes.

The UW finished 11-13-1 against teams ranked opponents.

▶ Wisconsin collected 66 shots on goal against Minnesota State on March 13, the most for the team since at least the 1989-90 season. The game marked the second time this season Wisconsin posted at least 60 shots (60 vs. Alabama-Huntsville on 12/27/08). The Badger record for shots in a game is 78, a mark reached Jan. 3, 1971 at Northeastern and on Nov. 17, 1972 against Colorado College.

UW outshot Minnesota State 111-58 in the two-game playoff series.

▶ Wisconsin's defensemen ranked second in the nation behind NCAA champion Boston University (2.98 ppg) in scoring with a 2.95 points-per-game average, and ranked second with 118 points behind BU. The UW defense also ranked second in the nation with 30 goals, eight behind St. Lawrence.

Badger defensemen had at least one point in every game but three this year.

▶ Junior defenseman Jamie McBain led the Badgers with 37 points to become the fifth UW defenseman to lead the team in scoring for a season. The last UW defenseman to lead the team in scoring was Sean Hill, who had 19 goals and 51 points in the 1990-91 season. In addition to Hill, Theran Welsh led the UW with 58 points in 1979-80; Craig Norwich led with 83 points in 1976-77 and Don Addison paced the Badgers with 40 points in 1966-67.

McBain led all league defensemen in scoring and ranked second in the nation.

▶ Freshman forward Derek Stepan recorded nine goals and 33 points in 40 games played to become the second rookie in as many years to eclipse 30 points. Last season, freshman Kyle Turriss led the Badgers with 11 goals and 35 points in 36 games played.

Prior to Turriss, Joe Pavelski's 45 points as a rookie in 2004-05 was the most recent season a freshman collected at least 30 points. Dany Heatley's 56 points in 1999-2000 was the most recent freshman performance over 30 points.

Stepan finished fourth among league rookies in scoring.

▶ Junior forward Blake Geoffrion scored 10 power-play goals, becoming just the third Badger since the 1994-95 season to record double figures in power-play goals and the first since Joe Pavelski had 11 in the 2005-06 season. Dany Heatley collected 10 power-play goals in the 2000-01 season.

▶ Junior forward Ben Grotting was the only Badger this season to score a goal in three consecutive games, collecting goals March 6 and 7 against North Dakota and March 13 against Minnesota State. Grotting totalled two goals in each of his first two seasons at the UW.

▶ Senior forward Tom Gorowsky became the first Badger to take part in the NCAA Skills Challenge, which began with the 2006 NCAA Frozen Four.

▶ Senior forward Tom Gorowsky became the sixth Badger on the 2008-09 roster to reach the 100 games played mark, joining junior forwards Michael Davies, Blake Geoffrion and Ben Grotting, and junior defenseman Jamie McBain as Badgers who reached the mark this year. Co-captain and senior forward Ben Street reached the mark last season, but was out of the lineup since the fourth game of the season with an injury at Denver. Junior forward John Mitchell (98 GP) fell just short of the 100 games played mark.

▶ The Badgers have won their last game of the season in three of the last four years, including the NCAA title game in 2006, and the WCHA Final Five third-place game in 2007 and 2009.

▶ Former Badgers were named to all-star teams in the NHL, AHL and ECHL as Ottawa's Dany Heatley, Binghamton's Brian Elliott and Charlotte's Matthew Ford were all named to their respective league all-star teams. Elliott missed the AHL contest after getting called up to Ottawa.

2008-09 WISCONSIN HONORS

WCHA Player of the Year

Jamie McBain

Hobey Baker Memorial Award Top-10 Finalist

Jamie McBain

AHCA/Reebok West All-American

Jamie McBain First Team

Insidecollegehockey.com Defenseman of the Year

Jamie McBain

Insidecollegehockey.com All-American

Jamie McBain First Team

All-WCHA

Jamie McBain First Team
Jake Gardiner Rookie Team

WCHA Final Five All-Tournament Team

Jordy Murray

WCHA All-Academic/Academic All-Big Ten Teams

Tom Gorowsky Ryan Jeffery
Ben Street Jeff Henderson
Ryan McDonagh

WCHA Offensive Player of the Week

Blake Geoffrion Nov. 18
Jamie McBain Jan. 13
Jamie McBain (co) Feb. 10

WCHA Defensive Player of the Week

Cody Goloubef Dec. 9
Shane Connelly Feb. 10

WCHA Rookie of the Week

Jake Gardiner (co) Dec. 2
Derek Stepan Jan. 6
Derek Stepan March 10

WCHA Scholar-Athlete

Ryan Jeffery

Insidecollegehockey.com Player of the Week

Jamie McBain Feb. 10

Collegehockeynews.com Team of the Week

Wisconsin Dec. 3

Badger Hockey Showdown All-Tournament Team

John Mitchell Jamie McBain
Shane Connelly (MOP)

TEAM AWARDS

Spike Carlson MVP - Jamie McBain
Dr. Joseph Coyne Most Consistent - Craig Johnson
Fenton Kelsey, Jr., Most Competitive - Ryan McDonagh
Otto Breitenbach Most Improved - Craig Johnson
Ivan B. Williamson Scholastic - Tom Gorowsky
Jim Santulli 7th Man - Tom Gorowsky

PRESEASON

All-Collegehockeynews.com Preseason Team
Jamie McBain First Team

The Capital Times Preseason Media Poll

Jamie McBain First Team

Insidecollegehockey.com Preseason All-America

Jamie McBain Second Team

2008–09 Schedule & Results

DATE	OPPONENT	POLLS UW/OPP	TV	Time/Score	Attendance	Highlights
O 10	at Boston College	14/1		L, 4-5	7,884 [^]	Rookies score seven of 11 points/UW has three leads
O 11	at New Hampshire	14/7		L, 1-5	6,501 [^]	Mitchell gives Badgers the first goal/UW 10 of 11 on PK
O 17	at Denver	20/RV/4	FSN	L, 5-6	6,036 [^]	Three g in 1:21 of 2nd to lead 4-1/Connelly career-high 46 saves
O 18	at Denver	20/RV/4		L, 4-7	6,095 [^]	Three g in 3:59 of 2nd ties game at 3/UW outshoots team for first time
O 24	MINNESOTA	RV/NR/6/7	FSN	T, 2-2*	13,184	UW led 2-0/Turnbull scored first goal of the season
O 25	MINNESOTA	RV/NR/6/7	BTN	L, 2-5	15,237 [^]	UM scores six seconds in/Thurber with first career goal
O 31	at North Dakota	RV/NR/18/RV	NHL	L, 2-3	11,684 [^]	UW led 2-1 in third/Stepan scored first career goal
N 1	at North Dakota	RV/NR/18/RV		W, 5-2	11,748 [^]	UW scores 5 g in third/Gorowsky and Geoffrion 2 g each
N 7	MICHIGAN TECH	RV/NR/NR		W, 3-2	12,474	UW up 3-0/McBain 1-1=2/Mitchell 1st career GWG
N 8	MICHIGAN TECH	RV/NR/NR	WISC/WPT	W, 6-0	14,210	Gudmandson 1st career SO (34 svcs)/UW 5-for-7 on PP/Smith 4 a
N 14	at Minnesota Duluth	RV/NR/RV/NR		T, 3-3*	4,534	Geoffrion 2 g for 3rd time in 4 GP
N 15	at Minnesota Duluth	RV/NR/RV/NR		W, 4-1	4,751	Hickey scores 1st career g/Turnbull and Gorowsky with 1-1=2
N 21	at St. Cloud State	RV/RV/17/RV		L, 2-6	6,010	UW outshoots SCSU 34-27/McBain extends scoring streak to 7 with a
N 22	at St. Cloud State	RV/RV/17/RV		W, 1-0	6,021	Connelly stops 26 shots for 5th career SO/UW leads 40-26 on shots
College Hockey Showcase						
N 28	MICHIGAN STATE	NR/NR		W, 3-1	12,695	Grotting with 1-2=3/UW outshoots MSU 53-12
N 29	MICHIGAN	NR/14/15	WISC/WPT	W, 3-0	14,025	UW 3 g third period/Gorowsky 1-1=2/UW 1st home Showcase Sweep
D 5	ALASKA ANCHORAGE	RV/RV/15/RV	FSN/WPT	W, 3-2	12,268	Goloubeff's first g of the season/UW up 3-0 and holds on
D 6	ALASKA ANCHORAGE	RV/RV/15/RV	WISC/WPT	W, 7-2	14,023	Goloubeff GWG 2nd straight game/six goal scorers for Badgers
Badger Hockey Showdown						
D 27	ALABAMA HUNTSVILLE	14/RV/NR		W, 5-0	12,887	Gardiner 1st career g/UW record 10 shots allowed
D 28	LAKE SUPERIOR STATE	14/RV/NR	FSN/WPT	T, 1-1* (1-0 in SO)	13,422	Mitchell ties game with 1:43 left/Badgers win 10th Showdown title
J 2	NORTHERN MICHIGAN	14/RV/NR	MY14/WPT	L, 2-3	14,518	Stepan scored gorgeous SHG/UW outshoots NMU 35-19
J 3	NORTHERN MICHIGAN	14/RV/NR	FSN/WPT	L, 5-6*	13,924	Badgers led 5-2 with 10 left in 3rd/UW with 3 and NMU with 2 PPG
J 9	at Alaska Anchorage	17/RV/NR		W, 3-2	3,043	UW overcomes 2-0 deficit/All three UW goals in 1st and last minutes
J 10	at Alaska Anchorage	17/RV/NR		W, 6-3	4,150	First UW road sweep since end of 2006-07/Geoffrion with 10th goal
J 16	COLORADO COLLEGE	16/RV/11		W, 6-1	12,849	Bohmbach's 1st career 2-goal game/UW w/ 6-game WCHA win streak
J 17	COLORADO COLLEGE	16/RV/11	FSN/WPT	L, 3-4	15,237 [^]	Goloubeff's 1st career 2-goal game/Mitchell with 5-point weekend
J 30	MINNESOTA DULUTH	15/RV/15/16	MY14/WPT	W, 3-1	14,144	McBain 10th 2+ point game/Bohmbach, Gorowsky 5-game score streaks
J 31	MINNESOTA DULUTH	15/RV/15/16	MY14/WPT	L, 0-1	15,237 [^]	UW 1st team to hold UMD to no ppg for a weekend
F 6	at Minnesota	16/RV/9	BTN	W, 3-2	10,201 [^]	Connelly makes 43 saves, 19 in perfect 1st period/McBain 1st career SHG
V 7	at Minnesota	16/RV/9	FSN	W, 5-4	10,217 [^]	McBain (1-2=3) responds to UM's two goals to give 4-3 lead
20	DENVER	13/8	NHL/MY14/WPT	L, 4-3	13,940	Davies (1-1=2) and Stepan (0-2=2) both record multiple-point games
F 21	DENVER	13/8	FSN/WPT	L, 5-0	15,237 [^]	Gudmandson makes 14 saves in two periods in first action since Nov. 8
F 27	at Minnesota State	16/RV/NR		L, 3-4*	4,774	Smith 1-2=3 / 3-for-8 PP / UW led 3-1 / 3 goals in 2nd period
F 28	at Minnesota State	16/RV/NR		T, 3-3*	5,013 [^]	Gorowsky 1-1=2 for 2nd night / UW down 2-0, up 3-2 in 4:12 of 2nd
M 6	NORTH DAKOTA	19/NR/6	MY14/WPT	L, 1-2	14,179	Grotting's end 10-game goal drought, leads with five shots
M 7	NORTH DAKOTA	19/NR/6	MY14/WPT	W, 4-1	15,237 [^]	Stepan 2 SHG on same PK / Connelly 38 saves / Grotting g for 2nd night
WCHA First Round Playoffs, Kohl Center, Madison, Wis.						
M 13	MINNESOTA STATE	17/RV/RV/NR	WIS/WPT	W, 7-1	11,291	Geoffrion, Gardiner, Grotting with 3 pts / UW 66 shots
M 14	MINNESOTA STATE	17/RV/RV/NR	WIS/WPT	W, 4-2	13,043	4 Badgers score / Geoffrion (1-1=2) completes 5-pt weekend
WCHA Final Five, Xcel Energy Center, St. Paul, Minn.						
M 20	vs. Denver	16/RV/4	FSN North	L, 0-3	14,722	UW outshoot DU 42-29 / UW shutout for second-straight time vs. DU
M 21	vs. North Dakota	16/RV/6	FSN North	W, 4-1	15,254	Murray 1st 2 g game of career / UW scores three in second period
M 27-28	NCAA East and Midwest Regionals (Bridgeport, Conn./Grand Rapids, Mich.)					
M 28-29	NCAA Northeast and West Regionals (Manchester, N.H./Minneapolis)					
A 9 + 11	NCAA Frozen Four (Washington, D.C.)					

P - Power-play goal; S - Short-handed goal; G - Game-winning goal; E - Empty-net goal; T - Game-tying goal

FSN - Fox Sports North Wisconsin; BTN - Big Ten Network; WISC - WISC-TV; MY14 - My Madison TV; WPT - Wisconsin Public Television; NHL - NHL Network; WIS - Wisconsin Channel

2008-09 Team Statistics

Overall: 20-16-4 Conf: 14-11-3 Home: 12-8-2 Away: 7-7-2 Neut: 1-1-0

RECORD WHEN

Home games	'08-09
Road games	12-8-2
Neutral site	7-7-2
Non-conference	1-1-0
Ranked opponents	3-4-1
WCHA Playoffs	11-13-1
NCAA Playoffs	3-1-0
	0-0-0
Scoring first	15-10-2
Opponent scores first	5-6-2
Ahead after one period	8-5-2
Trailing after one period	2-5-1
Tied after one period	9-6-1
Ahead after two periods	16-3-2
Trailing after two periods	1-6-1
Tied after two periods	4-6-1
Scoring on the pp	15-9-3
Scoreless on the pp	5-7-1
Allowing a ppg	6-12-2
Opponent scoreless on pp	14-4-2
10 or fewer penalties	17-11-3
More than 10 penalties	3-5-1
Badgers-more penalties	7-9-2
Opponent-more penalties	8-6-1
Penalties are even	5-1-1
In one-goal games	6-10-0
In two-goal games	3-0-0
In overtime games	0-3-4
Scoring ≥ 4 goals	12-4-0
Scoring < 4 goals	8-11-4
Allowing ≥ 4 goals	1-11-0
Allowing < 4 goals	19-5-4
Having 10-19 shots on goal	0-0-0
Having 20-29 shots on goal	5-3-2
Having 30-39 shots on goal	10-11-2
Having 40-49 shots on goal	2-2-0
Having 50+ shots on goal	3-0-0
Allowing 10-19 shots	3-1-0
Allowing 20-29 shots	7-9-2
Allowing 30-39 shots	9-4-2
Allowing 40-49 shots	1-1-0
Allowing 50+ shots	0-1-0
Outshooting opponent	14-11-2
Badgers outshot	6-4-1
Shots are even	0-1-1
First game of a series	7-7-2
Second game of a series	9-6-1
Games following a win	12-5-2
Games following a loss	7-7-1
Games following a tie	1-3-0
Thursday games	0-0-0
Friday games	8-9-2
Saturday games	12-7-1
Sunday games	0-0-1
NHL rinks (200' x 85')	2-4-0
Larger rinks	17-12-3
Smaller rinks	1-0-1
October	0-6-1
November	7-1-1
December	3-0-1
January	4-4-0
February	2-3-1
March	4-2-0
April	0-0-0

TEAM STATISTICS

	UW	OPP
SHOT STATISTICS		
Goals-Shot attempts	131-1383	106-1175
Shot pct.	.095	.090
Goals/Game	3.3	2.7
Shots/Game	34.6	29.4
Assists	219	166
POWER PLAYS		
Goals-Power Plays	45-235	27-232
Conversion Percent	.191	.116
Shot Attempts	319	306
Shot Percent	.141	.088
GOAL BREAKDOWN		
Total Goals	131	106
Power Play	45	27
Short-handed	7	7
Empty net	5	0
Penalty	0	0
Unassisted	7	10
Overtime	0	3
Shootout	0	0
Delayed Penalty	0	2
PENALTIES		
Number	335	335
Minutes	776	773
Penalties/Game	8.4	8.4
Pen minutes/Game	19.4	19.3
Minor	318	319
Major	6	5
10-minute Misconduct	6	8
Game Misconduct	4	3
Gross Misconduct	0	0
Match	1	0
FACEOFFS (W-L)	1385-1281	1281-1385
Faceoff W-L Pct.	.520	.480
SHOOTOUTS (Made-Att)	1-2	0-3
ATTENDANCE		
Total	303261	108662
Dates/Avg Per Date	22/13785	16/6791
Neutral Site #/Avg	2/14988	

Goals by Period	1st	2nd	3rd	OT	Total
Wisconsin	27	54	50	0	131
Opponents	23	35	45	3	106

Shots by Period	1st	2nd	3rd	OT	Total
Wisconsin	434	516	420	13	1383
Opponents	409	377	376	13	1175

Saves by Period	1st	2nd	3rd	OT	Total
Wisconsin	386	342	331	10	1069
Opponents	407	462	370	13	1252

2008-09 Individual Statistics

Overall: 20-16-4 Conf: 14-11-3 Home: 12-8-2 Away: 7-7-2 Neut: 1-1-0

##	Player	gp	Shots						+	Penalties				Goals							
			g	a	pts	sh	sh%	pen-min		min	maj	oth	pp	sh	fg	gw	gt	ot	ht	pn	ua
2	Jamie McBain	40	7	30	37	111	.063	-	15-30	15	0	0	4	1	1	1	0	0	0	0	0
21	Derek Stepan	40	9	24	33	102	.088	-	3-6	3	0	0	3	3	2	1	0	0	0	0	0
15	Tom Gorowsky	36	12	18	30	113	.106	-	13-26	13	0	0	4	0	1	3	0	0	0	0	1
5	Blake Geoffrion	35	15	13	28	111	.135	-	31-73	29	1	1	10	1	3	3	0	0	0	0	2
24	John Mitchell	40	15	11	26	87	.172	-	36-118	29	2	5	2	0	4	4	1	0	0	0	1
11	Andy Bohmbach	39	10	15	25	72	.139	-	14-28	14	0	0	2	0	0	1	0	0	0	0	0
9	Michael Davies	34	10	13	23	90	.111	-	10-20	10	0	0	5	0	3	1	0	0	0	0	1
7	Brendan Smith	31	9	14	23	84	.107	-	32-75	30	1	1	9	0	2	0	0	0	0	0	0
19	Jake Gardiner	39	3	18	21	67	.045	-	8-16	8	0	0	2	0	0	0	0	0	0	0	0
17	Ryan McDonagh	36	5	11	16	65	.077	-	24-59	22	1	1	1	1	2	0	0	0	0	0	0
14	Ben Grotting	35	5	9	14	61	.082	-	7-25	5	1	1	0	0	3	1	0	0	0	0	0
18	Jordy Murray	40	8	5	13	60	.133	-	20-40	20	0	0	1	0	1	2	0	0	0	0	0
27	Cody Goloubef	36	5	8	13	80	.062	-	19-38	19	0	0	2	0	1	2	0	0	0	0	0
16	Sean Dolan	35	4	7	11	39	.103	-	21-42	21	0	0	0	0	0	1	0	0	0	0	1
12	Matt Thurber	33	2	6	8	38	.053	-	12-24	12	0	0	0	0	0	0	0	0	0	0	0
10	Patrick Johnson	35	3	4	7	55	.055	-	14-44	12	0	2	0	0	2	0	0	0	0	0	0
8	Podge Turnbull	24	4	2	6	40	.100	-	13-26	13	0	0	0	1	1	0	0	0	0	0	1
13	Aaron Bendickson	33	2	3	5	52	.038	-	8-16	8	0	0	0	0	0	0	0	0	0	0	0
4	Eric Springer	19	1	2	3	18	.056	-	8-16	8	0	0	0	0	0	0	0	0	0	0	0
20	Ryan Little	22	0	3	3	10	.000	-	6-12	6	0	0	0	0	0	0	0	0	0	0	0
3	Craig Johnson	23	0	2	2	20	.000	-	5-10	5	0	0	0	0	0	0	0	0	0	0	0
25	Chris Hickey	8	1	0	1	2	.500	-	2-4	2	0	0	0	0	1	0	0	0	0	0	0
22	Ben Street	4	1	0	1	5	.200	-	4-8	4	0	0	0	0	0	0	0	0	0	0	0
35	Shane Connelly	37	0	1	1	0	.000	-	0-0	0	0	0	0	0	0	0	0	0	0	0	0
6	Tom Bardis	4	0	0	0	1	.000	-	0-0	0	0	0	0	0	0	0	0	0	0	0	0
1	Scott Gudmandson	6	0	0	0	0	.000	-	0-0	0	0	0	0	0	0	0	0	0	0	0	0
TM	Team	22	0	0	0	0	.000	-	10-20	10	0	0	0	0	0	0	0	0	0	0	0
	Total	40	131	219	350	1383	.095	-	335-776	318	6	11	45	7	27	20	1	0	0	0	7
	Opponents	40	106	166	272	1175	.090	-	335-773	319	5	11	27	7	13	16	3	3	0	0	10

##	Goalie	gp-gs	Goal average			Saves		Record				Goals allowed				
			minutes	ga	avg	saves	pct	w	l	t	sho	pp	sh	en	pen	sog
35	Shane Connelly	37-37	2197:50	92	2.51	965	.913	19	14	4	3	24	6	0	0	0
1	Scott Gudmandson	6-3	219:27	14	3.83	104	.881	1	2	0	1	3	1	0	0	0
TM	EMPTY NET	22-0	7:36	0	-	0	.000	0	0	0	0	0	0	0	0	0
	Total	40-0	2424:53	106	2.62	1069	.910	20	16	4	4	27	7	0	0	0
	Opponents	40-0	2424:53	131	3.24	1252	.905	16	20	4	3	45	7	5	0	0

2008–09 Season Highs

Wisconsin - TEAM GAME HIGHS

POINTS	18	vs Minnesota State (Mar 13, 2009)
GOALS	7	vs Minnesota State (Mar 13, 2009)
	7	vs Alaska Anchorage (Dec 06, 2008)
ASSISTS	11	vs Minnesota State (Mar 13, 2009)
	11	vs Colorado College (Jan 16, 2009)
SHOTS ON GOAL	66	vs Minnesota State (Mar 13, 2009)
SAVES	46	at Denver (Oct 17, 2008)
PENALTIES	20	vs Minnesota (Oct 25, 2008)
PENALTY MINUTES	51	vs Minnesota (Oct 25, 2008)

Opponent - GAME HIGHS

POINTS	19	at Denver (Oct 18, 2008)
GOALS	7	at Denver (Oct 18, 2008)
ASSISTS	12	at Denver (Oct 18, 2008)
	12	at Denver (Oct 17, 2008)
SHOTS ON GOAL	52	at Denver (Oct 17, 2008)
SAVES	59	vs Minnesota State (Mar 13, 2009)
PENALTIES	19	vs Minnesota (Oct 25, 2008)
PENALTY MINUTES	52	at Minnesota Duluth (Nov 15, 2008)

Wisconsin - INDIVIDUAL GAME HIGHS

POINTS	4	Brendan Smith vs Michigan Tech (Nov 08, 2008)
GOALS	2	Jordy Murray vs North Dakota (Mar 21, 2009)
	2	Blake Geoffrion vs Minnesota State (Mar 13, 2009)
	2	Derek Stepan vs North Dakota (Mar 07, 2009)
	2	Michael Davies at Minnesota State (Feb 28, 2009)
	2	John Mitchell at Minnesota (Feb 07, 2009)
	2	Cody Goloubef vs Colorado College (Jan 17, 2009)
	2	Andy Bohmbach vs Colorado College (Jan 16, 2009)
	2	John Mitchell vs Northern Michigan (Jan 03, 2009)
	2	Brendan Smith vs Northern Michigan (Jan 03, 2009)
	2	Michael Davies vs Alaska Anchorage (Dec 06, 2008)
	2	Blake Geoffrion at Minnesota Duluth (Nov 14, 2008)
	2	Blake Geoffrion vs Michigan Tech (Nov 08, 2008)
	2	Tom Gorowsky at North Dakota (Nov 01, 2008)
	2	Blake Geoffrion at North Dakota (Nov 01, 2008)
ASSISTS	4	Brendan Smith vs Michigan Tech (Nov 08, 2008)
SHOTS	10	Tom Gorowsky vs Denver (Feb 21, 2009)
SAVES	46	Shane Connelly at Denver (Oct 17, 2008)
PENALTIES	7	Blake Geoffrion vs North Dakota (Mar 21, 2009)
PENALTY MINUTES	22	Blake Geoffrion vs North Dakota (Mar 21, 2009)

Hockey Game Box Score (Final)
Michigan Tech vs Wisconsin (Nov 07, 2008 at Madison, Wis.)

Michigan Tech (2-5-0, 1-4-0 WCHA) vs. Wisconsin (2-6-1, 2-4-1 WCHA)
Date: Nov 07, 2008 • Location: Madison, Wis. • Arena: Kohl Center
Attendance: 12474 • Start time: 7:07 pm • End time: 9:14 • Total time: 2:07

Table with columns: Prd, Time, Team, Scored by, Assists, Visitor on ice, Home on ice, Goals by Period. Rows 1-5 showing game events.

TEAM SUMMARY table with columns: #, Michigan Tech, G, A, PIM, Sh, +/-, #, Wisconsin, G, A, PIM, Sh, +/-.

GOALTENDERS table with columns: #, Goalkeepers, Dec, Min, GA, 1, 2, 3, Saves.

PENALTY SUMMARY table with columns: Prd, Player, Team, Min/Offense, Time, Prd, Player, Team, Min/Offense, Time.

Win-Shane Connelly (2-4-1). Loss-Rob Nolan (1-5-0).
MICHIGAN TECH TIMEOUT AT 17:53 IN THIRD

Hockey Game Box Score (Final)
Michigan Tech vs Wisconsin (Nov 08, 2008 at Madison, Wis.)

Michigan Tech (2-6-0, 1-5-0 WCHA) vs. Wisconsin (3-6-1, 3-4-1 WCHA)
Date: Nov 08, 2008 • Location: Madison, Wis. • Arena: Kohl Center
Attendance: 14210 • Start time: 7:07 pm • End time: 9:25 • Total time: 2:18

Table with columns: Prd, Time, Team, Scored by, Assists, Visitor on ice, Home on ice, Goals by Period. Rows 1-6 showing game events.

TEAM SUMMARY table with columns: #, Michigan Tech, G, A, PIM, Sh, +/-, #, Wisconsin, G, A, PIM, Sh, +/-.

GOALTENDERS table with columns: #, Goalkeepers, Dec, Min, GA, 1, 2, 3, Saves.

PENALTY SUMMARY table with columns: Prd, Player, Team, Min/Offense, Time, Prd, Player, Team, Min/Offense, Time.

Win-Scott Gudmundson (1-2-0). Loss-Josh Robinson (1-1-0).

Hockey Game Box Score (Final)
Wisconsin vs Minnesota Duluth (Nov 14, 2008 at Duluth, Minn.)

Wisconsin (4-2-2 (2-1-2)) vs. Minnesota Duluth (4-3-3 (1-3-2))
Date: Nov 14, 2008 • Location: Duluth, Minn. • Arena: The DECC
Attendance: 4534 • Start time: 7:07 pm • End time: 9:32 pm • Total time: 2:25

Table with columns: Prd, Time, Team, Scored by, Assists, Visitor on ice, Home on ice, Goals by Period. Rows 1-6 showing game events.

TEAM SUMMARY table with columns: #, Wisconsin, G, A, PIM, Sh, +/-, #, Minnesota Duluth, G, A, PIM, Sh, +/-.

GOALTENDERS table with columns: #, Goalkeepers, Dec, Min, GA, 1, 2, 3, Saves.

PENALTY SUMMARY table with columns: Prd, Player, Team, Min/Offense, Time, Prd, Player, Team, Min/Offense, Time.

Wisconsin-Shane Connelly (2-4-2). Minnesota Duluth-Alex Stalock (4-3-3).
UMD now unbeaten in 12 of last 13 OT games (3-1-9)
..Bulldogs making first home appearance since Oct. 18...Game was first of a season-long five-game homestand for UMD

Hockey Game Box Score (Final)
Wisconsin vs Minnesota Duluth (Nov 15, 2008 at Duluth, Minn.)

Wisconsin (4-6-2 (4-4-2)) vs. Minnesota Duluth (4-4-3 (1-4-2))
Date: Nov 15, 2008 • Location: Duluth, Minn. • Arena: The DECC
Attendance: 4751 • Start time: 7:07 pm • End time: 9:37 pm • Total time: 2:30

Table with columns: Prd, Time, Team, Scored by, Assists, Visitor on ice, Home on ice, Goals by Period. Rows 1-5 showing game events.

TEAM SUMMARY table with columns: #, Wisconsin, G, A, PIM, Sh, +/-, #, Minnesota Duluth, G, A, PIM, Sh, +/-.

GOALTENDERS table with columns: #, Goalkeepers, Dec, Min, GA, 1, 2, 3, Saves.

PENALTY SUMMARY table with columns: Prd, Player, Team, Min/Offense, Time, Prd, Player, Team, Min/Offense, Time.

Win-Shane Connelly (3-4-2). Loss-Alex Stalock (4-4-3).

Year-by-Year Records

Year	Coach	OVERALL				WCHA				Place	Home	Away	Neutral
		W	L	T	Pct.	W	L	T	Pct.				
1921-22	Dr. A.C. Viner	0	8	0	.000								
1922-23	Dr. A.C. Viner	3	5	3	.409								
1923-24	Robert Blodgett	3	9	1	.269								
1924-25	Kay Iverson	1	7	1	.167								
1925-26	Kay Iverson	8	3	4	.667								
1926-27	W.R. Brandow	1	9	0	.100								
1927-28	John Farquhar	5	7	4	.438								
1928-29	John Farquhar	11	7	2	.600								
1929-30	John Farquhar	5	6	1	.458								
1930-31	Spike Carlson	4	6	1	.409								
1931-32	Art Thomsen	1	3	0	.250								
1932-33	Art Thomsen	0	9	0	.000								
1933-34	Art Thomsen	3	4	1	.438								
1934-35	Art Thomsen	5	6	0	.455								
1963-64	Art Thomsen & John Riley	8	5	3	.594					7-5-3	1-0-0	0-0-0	
1964-65	John Riley	14	9	0	.609					11-6-0	3-3-0	0-0-0	
1965-66	John Riley	12	9	0	.571					10-6-0	2-3-0	0-0-0	
1966-67	Bob Johnson	16	10	0	.615					11-5-0	4-4-0	1-1-0	
1967-68	Bob Johnson	21	10	0	.677					13-4-0	7-4-0	1-2-0	
1968-69	Bob Johnson	22	10	2	.676					13-5-1	8-4-1	1-1-0	
1969-70	Bob Johnson	23	11	0	.676	12	10	0	.545	4th	9-5-0	7-5-0	7-1-0
1970-71	Bob Johnson	20	13	1	.603	13	9	0	.591	3rd	12-4-0	4-8-1	4-1-0
1971-72	Bob Johnson	27	10	1	.724	20	8	0	.714	2nd	15-4-1	9-5-0	3-1-0
1972-73	Bob Johnson	29	9	2	.750	18	9	1	.661	3rd	19-1-0	6-8-2	4-0-0
1973-74	Bob Johnson	18	13	5	.569	12	11	5	.518	5th	10-6-4	8-7-1	0-0-0
1974-75	Bob Johnson	24	12	2	.658	19	11	2	.625	4th	16-6-0	8-6-2	0-0-0
1975-76*	Bill Rothwell	12	24	2	.342	11	19	2	.375	7th	6-12-0	6-12-2	0-0-0
1976-77	Bob Johnson	37	7	1	.833	26	5	1	.828	1st	22-5-0	13-2-1	2-0-0
1977-78	Bob Johnson	28	12	3	.686	21	9	2	.688	2nd	18-5-2	10-5-1	0-2-0
1978-79	Bob Johnson	25	13	3	.646	19	11	2	.625	T3rd	16-6-1	9-7-2	0-0-0
1979-80	Bob Johnson	15	20	1	.431	12	18	0	.400	9th	10-9-1	4-10-0	1-1-0
1980-81	Bob Johnson	27	14	1	.655	17	11	0	.607	2nd	17-7-0	8-7-1	2-0-0
1981-82	Bob Johnson	35	11	1	.755	18	7	1	.712	2nd	22-5-1	12-5-0	1-1-0
1982-83	Jeff Sauer	33	10	4	.745	15	9	2	.615	3rd	20-4-1	11-6-3	2-0-0
1983-84	Jeff Sauer	21	17	1	.551	11	14	1	.442	4th	14-8-0	7-9-1	0-0-0
1984-85	Jeff Sauer	25	17	0	.595	20	14	0	.588	3rd	16-8-0	9-9-0	0-0-0
1985-86	Jeff Sauer	27	15	0	.643	23	11	0	.676	3rd	18-4-0	9-11-0	0-0-0
1986-87	Jeff Sauer	23	18	1	.560	17	17	1	.500	T3rd	15-7-0	8-11-1	0-0-0
1987-88	Jeff Sauer	30	13	2	.689	22	12	1	.643	2nd	20-5-1	6-8-1	4-0-0
1988-89	Jeff Sauer	25	16	5	.598	17	13	5	.557	3rd	15-6-3	9-9-2	1-1-0
1989-90	Jeff Sauer	36	9	1	.793	19	8	1	.696	1st	20-3-1	10-6-0	6-0-0
1990-91	Jeff Sauer	26	15	3	.625	19	11	2	.625	3rd	16-5-1	8-8-2	2-2-0
1991-92	Jeff Sauer	27	14	2	.651	19	11	2	.625	2nd	15-3-1	6-9-1	6-2-0
1992-93	Jeff Sauer	24	15	3	.607	18	11	3	.609	2nd	12-6-2	10-5-1	2-4-0
1993-94	Jeff Sauer	26	15	1	.631	19	12	1	.609	3rd	14-6-0	7-6-1	5-3-0
1994-95	Jeff Sauer	24	15	4	.605	17	11	4	.594	T2nd	14-6-1	6-7-3	4-2-0
1995-96	Jeff Sauer	17	20	3	.463	14	15	3	.484	6th	11-5-0	5-10-3	1-5-0
1996-97	Jeff Sauer	15	21	2	.421	15	15	2	.500	7th	8-7-1	7-10-1	0-4-0
1997-98	Jeff Sauer	26	14	1	.646	17	10	1	.625	2nd	11-6-1	11-7-0	4-1-0
1998-99	Jeff Sauer	15	19	4	.447	13	12	3	.518	4th	8-11-3	7-6-1	0-2-0
1999-00	Jeff Sauer	31	9	1	.768	23	5	0	.821	1st	16-3-1	13-3-0	2-3-0
2000-01	Jeff Sauer	22	15	4	.585	14	10	4	.571	5th	11-8-1	8-5-3	3-2-0
2001-02	Jeff Sauer	16	19	4	.462	12	13	3	.482	5th	12-7-1	4-10-2	0-2-1
2002-03	Mike Eaves	13	23	4	.375	7	17	4	.321	8th	7-11-2	3-12-2	3-0-0
2003-04	Mike Eaves	22	13	8	.605	14	7	7	.625	3rd	11-6-6	10-5-2	1-2-0
2004-05	Mike Eaves	23	14	4	.610	16	9	3	.625	T3rd	16-6-1	6-6-3	1-2-0
2005-06	Mike Eaves	30	10	3	.733	17	8	3	.661	T2nd	13-6-1	11-3-2	6-1-0
2006-07	Mike Eaves	19	18	4	.512	12	13	3	.482	T6th	9-9-2	7-8-1	3-1-1
2007-08	Mike Eaves	16	17	7	.488	11	12	5	.482	6th	10-6-2	4-9-5	2-2-0
2008-09	Mike Eaves	20	16	4	.550	14	11	3	.554	T3rd	12-8-2	7-7-2	1-1-0
Totals		1045	640	108	.613	653	449	83	.586		621-276-49	338-308-57	86-53-2

* Bill Rothwell served as an interim coach during the 1975-76 season while Bob Johnson coached the 1976 U.S. Olympic Team.

The Decade of the 60s

In March of 1962 at an athletic board meeting, then-Athletic Director Ivan B. Williamson reinstated ice hockey as an intercollegiate sport at the University of Wisconsin. A year and a half later, behind co-coaches Art Thomsen and John Riley, Badger hockey made its 'second debut'.

On November 29, 1963, seven days after the tragic death of President Kennedy, the Badgers faced off against St. Mary's College of Winona, Minn. That game signaled the return of hockey to Wisconsin after a 28-year absence.

The first Badger team of the modern era was formed by posting flyers around the campus during the Fall of 1962. The flyers asked any university students wishing to play ice hockey to report to an initial organizational meeting in Agricultural Hall. Only about 15-20 students showed up and because there were no scholarships, the team was molded from kids who did not receive offers from any other schools and a lot of local kids who just wanted to play the game.

So, from those humble beginnings, co-coaches Riley and Thomsen laid the foundation for what would become one of college hockey's winningest programs.

During the first full season (1963-64), a TOTAL of 8,937 fans watched 15 games at Kelsey's Hartmeyer Ice Arena. That number tripled just one year later as in the Badgers' second season, nearly 28,000 people came out to watch the 17-game home slate.

Said Riley, "We had great enthusiasm from those who came out to see what was going on. Although small in number, they were very dedicated, very loyal, very excitable and very vocal." These were the first of the now famous Wisconsin hockey fans.

From the start, the Badgers boasted strong goaltenders producing such names as Jim Duffy, Gary Johnson, Bob Vroman and Wayne Thomas between the pipes in the 60s. The first 20-goal scorer (season) was Ray Clegg, who led the team in scoring during the 1964-65 campaign with 27-22=49. Bert DeHate was the decade's most prolific scorer with 108 goals, 80 assists for 188 points from 1966-70. He left with UW records for career goals and points, and season goals and points, to name a few. On defense, John Jagger became the school's first All-American when he was named to the first team following the 1969-70 season. Don Addison paced the team in defensive scoring three straight seasons (1964-67) and led the team in scoring with 12-28=40 in 1966-67.

The Highlights

March 1962 – Athletic Director Ivan B. Williamson announces the return of hockey as an intercollegiate sport after the sport was dropped in 1935.

November 29, 1963 – In the first game of the modern era, the Badgers lose a 13-6 shootout to St. Mary's (Winona, Minn.). The game was played in front of 695 fans at Hartmeyer Ice Arena.

The first modern-era goal came off the stick of Tom French (Ann Arbor, Mich.) on a penalty shot.

December 6, 1963 – A rebound goal by Chan Young (Madison, Wis.) gives the UW its first win in the modern era. In overtime, the Badgers defeated Macalester, 3-2.

December 11, 1964 – The UW takes a major step in the future of the program, scheduling eight games against teams from the WCHA, but the Badgers lose all eight.

February 22, 1966 – The UW breaks a 13-game winless streak versus WCHA teams, when it posts a 5-4 overtime win over the Minnesota Gophers.

April 1, 1966 – Following the retirement of John Riley, the UW hires Bob Johnson as its ninth coach in the history of the program.

March 1968 – Sophomore center Bert DeHate (St. Paul, Minn.) became the first Badger to win the national scoring title. He tallied 47-30=77, including a school-record seven hat tricks.

March 30, 1969 – Wisconsin joins the WCHA, becoming the ninth member of the most prestigious league in Division I college hockey.

November 14-15, 1969 – The UW's first WCHA series was played against the Fighting Sioux of North Dakota. The Badgers upset UND, sweeping the series 8-4 and 7-4.

March 1970 – Wisconsin makes its first NCAA tournament appearance, finishing third. Defenseman John Jagger (Sault Ste. Marie, Ontario) is the first UW All-American.

Year-by-Year Records

Year	W	L	T	Postseason
1963-64	8	5	3	
1964-65	14	9	0	
1965-66	12	9	0	
1966-67	16	10	0	
1967-68	21	10	0	
1968-69	22	10	2	
1969-70	23	11	0	NCAA (third)
Totals	116	64	5 (.641)	

The Decade of the 70s

The decade of the 70s established the University of Wisconsin hockey program as one of the nation's elite. After winning the WCHA playoff championship in its first season as a WCHA member (1969-70) and also making its first NCAA tourney appearance that year, Wisconsin entered the next decade with confidence and determination to take the program to the next level.

It didn't take long for the Badgers to make that step and return to the NCAA championship. In March of 1972, the UW lost to Boston University, but defeated Denver to place third at the NCAA tournament. It was the second championship appearance in three years for a Badger team. Then came the 1972-73 campaign—the 10th anniversary of the UW hockey program in the modern era. That year proved to be the best yet for a Wisconsin squad as the Badgers finished 29-9-2 and gave themselves the best anniversary present available in the college hockey world—an NCAA championship. It would be the first of three for Bob Johnson at the UW.

Just four years later, arguably the best college hockey team assembled, notched the first 30-win season in the school's existence ending the year 37-7-1. That team produced four first-team All-Americans in forwards Mike Eaves and Mark Johnson, defenseman Craig Norwich and goaltender Julian Baretta and Wisconsin's second NCAA title. The Badgers came from behind in both semi-final games to defeat New Hampshire and Michigan in overtime in two of the greatest comebacks in UW history. Both games were tied late in regulation by the UW and then won in overtime.

Wisconsin made another NCAA championship appearance in '77-78 (the fourth of the decade), finishing fourth after losing to Boston University and Bowling Green.

The UW watched two of its team members take part in the 'Miracle on Ice' during the 1980 Lake Placid Olympics. Mark Johnson and Bob Suter were both members of the United States' goal-medal winning team. Johnson led the team in scoring with 5-6=11.

The Badger hockey program had earned the respect of the college hockey world with the accomplishments and success during the 70s. Wisconsin made four NCAA appearances, won two NCAA championships, four WCHA playoff titles and one WCHA regular-season crown. Six 20-plus win seasons, including a 30-win campaign, were recorded. Individually, six players earned nine first-team All-America honors, while five players (and one coach) were Olympians during the decade of the 70s. Steve Alley, Bob Lundeen, John Taft and head coach Bob Johnson were members of the 1976 U.S. Olympic team, while Johnson and Suter played on the 1980 U.S. team.

The Highlights

March 1972 – The Badgers make a second appearance in three years at the NCAA championships, finishing third.

March 16, 1973 – Dean Talafous scores with five seconds left in regulation to tie the game, then scores the game-winning goal with 33 seconds in left overtime to cap a stunning comeback 6-5 victory over Cornell. The win advances the Badgers to the finals, where they defeat defending NCAA champion Denver for their first NCAA title.

February 19, 1977 – Wisconsin captures its first-ever MacNaughton Cup with a 6-4 win over Minnesota-Duluth at the Dane County Coliseum.

March 25, 1977 – The Badgers make it to college hockey's final four for the third time in school history. In semifinal action, Les Grauer ties the game and Mike Eaves get the game-winner to give the UW a 4-3 overtime win over New Hampshire.

March 26, 1977 – The best season in UW history is culminated when Steve Alley's goal at 0:23 into overtime gives Wisconsin a 6-5 win over Michigan for the school's second NCAA title in five seasons.

The Badgers finish the season at 37-7-1, becoming the first team to capture the Big Ten, WCHA and NCAA titles in the same season. Bob Johnson is named national coach of the year, while his son, Mark, is named the freshman of the year.

March 1978 – UW fans take Providence, R.I., by storm for the 1978 NCAA Championship and are proclaimed the "World's Greatest Hockey Fans," by the city.

Mike Eaves ends his UW career as the school's all-time scoring leader, while he and Mark Johnson earn first-team All-America honors.

March 1979 – The Badgers play before 21 sellout crowds, averaging 8,654 (just eight short of a sellout) fans a game at the Dane County Coliseum.

Mark Johnson, the collegiate player of the year, closes out his UW career as the top goal scorer (125) in school history.

Year-by-Year Records

Year	W	L	T	Postseason
1970-71	20	13	1	
1971-72	27	10	1	NCAA (third)
1972-73	29	9	2	NCAA Champs
1973-74	18	13	5	
1974-75	24	12	2	
1975-76	12	24	2	
1976-77	37	7	1	NCAA Champs
1977-78	28	12	3	NCAA (fourth)
1978-79	25	13	3	
1979-80	15	20	1	
Totals	235	133	21	(.631)

The Decade of the 80s

Wisconsin opened the 80s with three straight NCAA championship appearances (1980-81, 1981-82 and 1982-83) and two national titles (1981 and 1983). With three NCAA championships in seven years, Badger hockey had become the most successful collegiate hockey program in the nation.

Those three teams produced some of the best athletes to play the game. Consider that five members of those teams went on to distinguished NHL careers, including Bruce Driver (15 seasons/1,030 games), Pat Flatley (14/850), Brian Mullen (11/1,205), Dave Maley (9/512) and Chris Chelios, who marked his 20th season in the NHL in 2001-02 as a member of the Stanley Cup-winning Detroit Red Wings. Chelios, who has been named the NHL's best defenseman on three separate occasions, has played in 1,617 career NHL games.

In addition, four players – Flatley, Driver, John Newberry and Theran Welsh – were named first-team All-Americans. Welsh remains the Badgers' all-time leading defensive scorer (24-194=228) and is one of only four players in school history to reach the 200-point plateau.

Wisconsin won 20-or-more games every season in the decade of the 80s, including two 30-win campaigns. And, just as the UW entered the 80s, winning a national title, that is how it ended the 80s. The 1989-90 squad won the school's fifth NCAA title and posted the second-best record in school history (36-9-1).

The list of players that came out of the Badger hockey program during this decade is second to none. John Byce, Tony Granato, Sean Hill, Curtis Joseph, Scott Mellanby, Paul Ranheim, Barry Richter, Mike Richter, Gary Shuchuk, Gary Suter and Chris Tancill are just a few of the top players that came out of the 80s.

The Badgers became just the fourth school to win three or more titles in the same decade. Denver (60s) and Boston University (70s) won three and Michigan won five (50s) championships in its respective decade.

The Highlights

March 27, 1981 – For the sixth time in school history, the Badgers return to the NCAA tournament. After advancing past Clarkson in quarterfinal action a week earlier, the Badgers defeat Northern Michigan to earn the right to play for the national title.

March 28, 1981 – With a 6-3 win over arch-rival Minnesota, the Badgers grab the school's third NCAA title. The UW defeats the No. 1 teams in ECAC (Clarkson), the CCHA (Northern Michigan) and the WCHA (Minnesota) in its championship run.

March 27, 1982 – The Badgers make a second consecutive appearance in the NCAA title game, but lose to North Dakota, finishing second.

June 1, 1982 – Bob Johnson resigns after 15 years at Wisconsin. He led the program to three national titles, seven NCAA appearances and the highest attendance in the country.

July 8, 1982 – Jeff Sauer becomes the fourth coach (10th all time) in the modern era of Badger hockey.

March 5, 1983 – Wisconsin defeats North Dakota, 6-5 in triple overtime, to advance to the WCHA playoff championship. Chris Chelios ties the game with just 12 seconds left in regulation and Paul Houck wins it with a shorthanded goal in the third overtime. To date, it was the longest game in school history.

March 12-13, 1983 – With a sweep of the Gophers at Williams Arena, the Badgers earn the league playoff championship and the No. 1 seed in the West.

March 26, 1983 – For the third straight year, Wisconsin plays for the national title and wins the championship with a 6-2 victory over Harvard.

January 7, 1984 – Wisconsin becomes the only American collegiate team to defeat the 1984 U.S. Olympic squad (4-2) on its preparation tour.

November 23, 1985 – Wisconsin records the program's 500th modern-era victory with a 6-2 win over North Dakota at the Coliseum.

December 30, 1987 – The Badgers claim the Great Lakes Invitational tournament with wins over Michigan and Michigan State in front of 19,482 at Joe Louis Arena.

March 6-7, 1988 – A win over North Dakota (2-1) and Minnesota (3-2) at the St. Paul Civic Center nets the first-ever WCHA Final Four Playoff Championship.

December 28-29, 1989 – Wisconsin hosts its inaugural Bank One Badger Hockey Showdown at the Bradley Center in Milwaukee, Wis. The UW defeats Notre Dame (9-3) and Boston College (6-5) to capture the Pettit Cup.

February 16, 1990 – The Badgers play their 1,000th game since the resumption of the program in 1963, a 6-3 victory over Minnesota.

March 24, 1990 – The UW completes its sweep of Maine in the NCAA quarterfinals at the Dane County Coliseum. The Badgers advance to Detroit with a 4-3 overtime win.

March 30, 1990 – In front of 8,000 Badger fans in Joe Louis Arena, the Cardinal and White defeat Boston College 2-1 to advance to the 1990 NCAA Championship game.

April 1, 1990 – Head coach Jeff Sauer guides his Badger team to a second NCAA title, with a 7-3 victory over Colgate. It is the school's fifth national title as the UW's 36-9-1 mark is the second-best in UW history.

Year-by-Year Records

Year	W	L	T	Postseason
1980-81	27	14	1	NCAA Champions
1981-82	25	11	1	NCAA (second)
1982-83	33	10	4	NCAA Champions
1983-84	21	17	1	
1984-85	25	17	0	
1985-86	27	15	0	
1986-87	23	18	1	
1987-88	30	13	2	NCAA Qualifiers
1988-89	25	16	5	NCAA Qualifiers
1989-90	36	9	1	NCAA Champions
Totals	272	140	16	(.654)

The Decade of the 90s

The Badgers entered the 1990s as the defending NCAA champions, coming off a decade which saw a Wisconsin team play for the national title four times. Trying to match that feat would be a challenge.

The 1991-92 team did its part, becoming the lowest seeded team (sixth) in NCAA playoff history to advance to the championship game (The Badgers lost to Lake Superior State, 5-3).

The following year, the 1992-93 squad came within inches of making it to Milwaukee and the 1993 NCAA Championship, but dropped a heart-breaking 4-3 decision to Michigan in overtime. Wisconsin managed NCAA berths in the next two years, but did not earn a trip to the NCAA's Frozen Four, despite additional NCAA bids in 1997-98 and 1999-2000.

The 1999-2000 squad boasted two of the most talented forwards that have played for the Badgers in Steve Reinprecht and Dany Heatley. Both helped lead the UW to the 2000 WCHA regular-season Championship and the MacNaughton Cup. It was the third time in school history a UW team had won the league title and the first since 1990.

Reinprecht earned first-team All-America honors, the first Badger forward since Gary Shuchuk (1990) to receive that distinction. He also finished his senior season as the runner-up (the highest finish ever for a Badger) for the Hobey Baker award, given to the nation's top player. Heatley, a second-team All-American as a freshman, was named a first-team All-American (2001), giving Wisconsin its first back-to-back All-America first teamers since Mike Eaves and Mark Johnson (1978 and 1979).

Three UW defensemen were named All-Americans – Barry Richter (1993), Brian Rafalski (1995) and Jeff Dessner (2000). In goal, Duane Derksen (1992) and Kirk Daubenspeck (1997) were second-team All-Americans.

Wisconsin made the 12-team NCAA tourney seven of 10 years in the 90s, averaging over 23 wins a season. The decade ended with the '99-00 team posting the third-best mark in school history, 31-9-1.

The Highlights

April 2-4, 1992 – Wisconsin defeats Michigan, 4-2, to move into the national championship game against Lake Superior State. The Badgers lose 5-3, but become the lowest-seeded team to ever advance to a national title contest.

March 26-27, 1993 – The Badgers receive a sixth consecutive bid to the NCAA tournament. After a 3-1 win over Miami University, the UW drops a heart-breaking 4-3 decision to Michigan in overtime, missing the chance to appear in its third Frozen Four in four seasons.

March 25-26, 1994 – In its seventh straight NCAA appearance, the Badgers handle Western Michigan (6-3), but lose to top-ranked Boston University, 4-1.

March 17-18, 1995 – Wisconsin recorded wins over Denver and league champion Colorado College to claim the 1995 WCHA Playoff Championship, the school's 10th playoff title. The championship earns the Badgers an automatic NCAA berth, the eighth straight for the UW.

March 8, 1997 – Wisconsin and Colorado College make college hockey history playing in the longest game on record – 5 hours and 24 minutes. The first-round WCHA playoff game lasts until the 9:30 mark of the fourth overtime as the Tigers win the game, 1-0.

Badger netminder Kirk Daubenspeck sets a league and school record with 75 saves.

January 4, 1998 – Head coach Jeff Sauer becomes the WCHA's winningest coach when the UW defeats Denver 7-3. The victory is Sauer's 556th as a league coach and surpasses the legendary John MacInnes.

March 14, 1998 – With a 6-2 win over Alaska-Anchorage, the Badgers play their last regular-season game in the Dane County Coliseum. It had served as the home to Badger hockey for over 30 years.

March 20-21, 1998 – The Badgers take the 1998 WCHA Playoff Championship, with 5-2 and 3-2 wins over Colorado College and North Dakota, respectively. The win also gives Bucky an automatic spot in the 12-team NCAA tourney.

October 3, 1998 – Wisconsin opens the Kohl Center in the College Hockey Hall of Fame game vs. Notre Dame. Despite a 3-2 loss to the Irish, a record 13,398 fans turn out to see the Badgers' debut in their new home.

February 25, 2000 – For only the third time in school history, a Badger team wins the coveted MacNaughton Cup. The WCHA regular-season league championship is clinched with a 4-2 win over the Minnesota Golden Gophers at Mariucci Arena.

Year-by-Year Records

Year	W	L	T	Postseason
1990-91	26	15	3	NCAA Qualifiers
1991-92	27	14	2	NCAA Runners up
1992-93	24	15	3	NCAA Qualifiers
1993-94	26	15	1	NCAA Qualifiers
1994-95	24	15	4	NCAA Qualifiers
1995-96	17	20	3	
1996-97	15	21	2	
1997-98	26	14	1	NCAA Qualifiers
1998-99	15	19	4	
1999-00	31	9	1	NCAA Qualifiers
Totals	231	157	24	(.590)

A New Century Begins — the 2000s

Wisconsin hockey began the 21st century as it had its previous three decades— with a 20-win season and a berth in the NCAA tournament. It was the 16th 20-or 30-win campaign for head coach Jeff Sauer and the 12th NCAA appearance for the Badgers under Sauer.

The Badger fans were also treated to a second year of watching Dany Heatley play as he opted to return for a second season (2000-01) with the Badgers instead of turning pro. Heatley, one of the most talented and gifted players to ever wear the Cardinal and White, was named the NHL's Rookie of the Year following the 2001-02 season. Drafted No. 2 overall in the 2000 NHL Entry Draft by the Atlanta Thrashers, he led all league rookies in scoring in 2001-02 before picking up NHL All-Star Game MVP honors in 2002-03.

Two seasons into the fifth decade of Badger hockey, the program said goodbye to the Jeff Sauer era as former Badger Mike Eaves became the fourth coach in the modern era of UW hockey. Sauer announced his retirement from coaching on January 9, 2002, after 31 years coaching in the WCHA and 20 seasons behind the Badger bench. He is the winningest coach in league and school history and the fourth-winningest coach all time.

The Eaves Era began on March 19, 2002, when he was hired to replace Sauer. After 26 years, Eaves still remains the school's all-time scoring leader with 94-173=267 in 160 games during his four-year career as a Badger. He led the team in scoring during his freshman, sophomore and senior seasons and in his junior year, was the top-scoring Badger forward (28-53=81) on the 1977 NCAA Championship squad.

By Eaves' second season, he already made a mark, leading his team to a record-setting campaign that culminated in the squad reaching the 2004 NCAA East Regional Final. The team advanced to its second-straight NCAA tournament in 2005.

Goaltender Bernd Brückler posted one of the greatest seasons in UW history and became the first goalie since Roy Schultz in 1980 to be named a first-team All-American with the completion of the 2003-04 season. He set numerous single-season and a handful of career records in the process.

Brückler's records were short-lived as Brian Elliott was the next in line. Elliott and the Badgers reached new heights in 2005-06 when Elliott was one of the final three up for the Hobey Baker Memorial Award. The national leader in nearly every statistical category, Elliott shattered many of Wisconsin's goaltending records and gave the Badgers their second First-Team All-American in three seasons. More importantly, Elliott anchored Wisconsin to its sixth NCAA title. The 2005-06 dream season included road sweeps at North Dakota and Minnesota, a sweep of the College Hockey Showcase at Michigan State and Michigan, a title at the Badger Hockey Showdown, an outdoor contest at Lambeau Field and a title run that never left the State of Wisconsin.

The Highlights

June 24, 2000 – Dany Heatley, taken second overall in the 2000 NHL Entry Draft, becomes the highest player to be drafted in Badger history.

January 9, 2002 – Jeff Sauer announces he is retiring as the head coach of the Badgers after 20 years behind the UW bench and 31 years as a head coach in the WCHA.

March 19, 2002 – Mike Eaves is announced as the Badgers' fifth head coach in the modern era at a news conference in the Kohl Center.

October 19, 2002 – The Badger hockey program sees its 1,000,000th hockey fan come through the turnstiles at the Kohl Center when the Badgers defeat Alabama-Huntsville. After five years calling the Kohl Center home, Wisconsin has drawn a total of 1,192,099 fans for an average of 11,687 per game (102 home dates).

February 11, 2006 – In front of 40,890 mostly Wisconsin fans, the Badgers defeated Ohio State, 4-2, at the Frozen Tundra Hockey Classic, played outside at Lambeau Field.

March 26, 2006 – Freshman Jack Skille one-times a no-look pass from sophomore defenseman Josh Engel to end 111:13 of scoreless hockey for a 1-0 victory over Cornell. The win at the 2006 NCAA Midwest Regional final in Green Bay, Wis., sends the Badgers to their first Frozen Four in 14 years.

April 6, 2006 – Junior Ross Carlson scored short-handed in the second period and junior Robbie Earl scored less than two minutes later on the power play to put the Badgers up 3-1 against Maine. Three goals later, the Badgers advance to the NCAA title game with a 5-2 victory.

April 8, 2006 – Wisconsin wins its 30 game of the season at the Bradley Center in Milwaukee, defeating Boston College 2-1 for its sixth NCAA title. Senior All-American defenseman Tom Gilbert tallies at 9:32 of the third period on the power play for the game-winning score. The Badgers and goaltender Brian Elliott survive a last second BC shot that rings off the post.

January 12, 2007 – Wisconsin defeats No. 1 Minnesota, 2-1 at the Kohl Center, to capture its 1,000 victory since restarting the program in 1963.

February 9, 2007 – A 4-0 triumph at the Kohl Center over Alaska Anchorage makes Mike Eaves the third head coach in Wisconsin history to record 100 victories at the school.

March 29, 2008 – The NCAA tournament arrives for the first time at the Kohl Center as the Badgers play host to the 2008 NCAA Midwest Regional. Wisconsin defeats Denver, 6-2, to advance to the regional final.

Year-by-Year Records

Year	W	L	T	Postseason
2000-01	22	15	4	NCAA Qualifiers
2001-02	16	19	4	
2002-03	13	23	4	
2003-04	22	13	8	NCAA Qualifiers
2004-05	23	14	4	NCAA Qualifiers
2005-06	30	10	3	NCAA Champions
2006-07	19	18	4	
2007-08	16	17	7	NCAA Qualifiers
2008-09	20	16	4	
Totals	181	145	42	(.549)

NCAA Championships

1972-73

We're No. 1!

Wisconsin 4 - Denver 2 • March 17, 1973

The Wisconsin Badgers are the National Champions of collegiate hockey. Wisconsin won the National Collegiate Athletic Association (NCAA) championship by beating Cornell 6-5 in overtime and then disposing of Denver 4-2 in the title game to become the first Wisconsin team to win an NCAA title since the Badger boxing team did it in 1956.

The Badgers came within five seconds of never having a shot at the title at all. That's how much time was left on the Boston Garden clock when Wisconsin tied Cornell 5-5 to send the semifinal game

into sudden-death overtime. Wisconsin had made an incredible comeback after Cornell jumped out to a 4-0 lead midway through the second period. The Badgers narrowed it to 4-2 on goals by Norm Cherrey and Dennis Olmstead, but Cornell scored their fifth goal only 40 seconds into the final period.

Then started the Wisconsin comeback. Junior Gary Winchester scored midway through the period to narrow Cornell's lead to two goals and with 3:11 to go senior Jim Johnston scored to bring Wisconsin within one goal. With 43 seconds left in the game Badger coach Bob Johnson pulled goaltender Dick Perkins to put a sixth skater on the ice. With the Wisconsin net wide open, freshman center Dennis Olmstead continually won important face-offs as the Badgers controlled the puck. Cornell never even got a shot on the Wisconsin open net and coach Johnson said afterwards, "We never lost our poise."

Even with the seconds ticking down to zero, Olmstead passed in front of the Cornell net to sophomore Dean Talafous who poked it in and the game was tied 5-5.

The unbelievable comeback continued into overtime, and at one point Cornell had a two-man breakaway, but Perkins made the save. With 33 seconds left in the overtime period, Olmstead centered the puck to freshman Steve Alley, Alley's shot was blocked, but the rebound came to Talafous and this time he scored the winner.

Perkins finished with 38 saves for Wisconsin while Cornell goalie Dave Elenbaas had 34.

Wisconsin then moved into the championship game with Denver who had ousted Boston College 10-4 in the tournament's first game on Thursday night.

Wisconsin freshman Dave Pay opened the scoring in the first period but Denver tied it at 1-1. The Pioneers took a 2-1 lead early in the second period but from that point on it was all Wisconsin as the Badgers showed no after-effects of the exhausting game against Cornell the night before and completely outskated Denver. Denver was the Western Collegiate Hockey Association champion and had been ranked the number one team in the nation

coming into the NCAA tourney.

Captain Tim Dool tied the game at 2-2 and then Talafous again scored the goal that proved to be the winner, putting Wisconsin ahead 3-2. Senior Jim Johnston added an insurance goal in the third period and junior Jim Makey was superb in the nets kicking out 32 Denver shots.

No NCAA All-Tournament team was named, but Talafous was named Most Valuable Player in the tournament. Wisconsin became the first team since 1965 to win both the Friday and Saturday night games in the national tournament.

The Badgers thus finished the season with a school record for wins in a single season at 29-9-2. Coach Bob Johnson finished his seventh year at Wisconsin with a record of 158-73-6 and the Wisconsin seniors Bentley, Dool, Cherrey, Johnston and Doug Kelso, who participated in three NCAA tournaments in their four years, finished with 99 wins, 43 losses and four ties in their careers.

1972-73 Roster

No.	Name	Pos.
1	Dick Perkins	G
1	Doug Spitzig	G
2	Tom Machowski	D
3	Jack Johnson	D
4	Bob Lundeen	D
5	Dave Arundel	D
6	Steve Short	D
7	John Taft	D
8	Gary Winchester	C
9	Dave Pay	LW
10	Jim Johnston	RW
11	Steve Alley	LW
12	Dennis Olmstead	C
13	Tom Kuklinski	LW
14	Ernie Blackburn	D
15	Billy Reay, Jr.	RW
16	Bob Shaughnessy	C
17	Dean Talafous	C
18	Mark Lomenda	F
19	Don Deprez	LW
20	Stan Hinkley	LW
21	Norm Cherrey	RW
22	Lloyd Bentley	C
23	Tim Dool (C)	LW
24	Doug Kelso	RW
25	Chris Wright	C
30	Doug McFadden	G
30	Jim Makey	G

Head Coach: Bob Johnson

1976-77

Alley's Goal in Overtime Wins Title For Bucky

Wisconsin 6 – Michigan 5 (ot) • March 26, 1977

(From "On Wisconsin! The History of Badger Athletics" by Don Kopriva and Jim Mott.)

Wisconsin's finest hockey season ever culminated on March 26, 1977, when the Badgers defeated Michigan 6-5 on a Steve Alley goal 23 seconds into overtime for their second NCAA title. It was a bit of delicious irony for Wisconsin, which had lost 7-6 to Michigan at home in its season opener.

Coach Bob Johnson's team finished the season with a 37-7-1 record, a UW record for wins in a season, and became the first team to win Big Ten, Western Collegiate Hockey Association and NCAA championships in the same season. The UW never lost two games in a row and ended the season on a roll, going 22-1-1 in its last 24 contests. And the Badgers' seven losses—to Michigan, Michigan State, Notre Dame, Harvard, Minnesota and Denver and the Spartak Club of Russia in an exhibition game—were all, except Spartak, avenged by UW victories.

In post-season action, Wisconsin swept through the WCHA playoffs, beating Colorado College twice by 3-1 scores and then mowing down Minnesota (9-5, 8-3) and Michigan (4-0, 5-3). It took an overtime goal by Mike Eaves to give the Badgers a 4-3 semifinal win over New Hampshire and a berth in the title game against Michigan. Wisconsin won six of the seven games it played against Michigan, especially the one that really counted.

Honors aplenty came to the Badgers, as well. Johnson was named national coach of the year while his son Mark, a forward who had a UW rookie record 36 goals, was named freshman of the year. Defenseman Craig Norwich, goaltender Julian Baretta and center Mike Eaves were named to the All-American team. Baretta was named NCAA tournament most valuable player and Norwich and defenseman John Taft were picked for the all-tournament team.

1976-77 Roster

No.	Name	Pos.
1	Julian Baretta	G
2	Bob Suter	D
3	John Suter	D
4	John Gregory	D
5	Craig Norwich	D
7	John Taft (C)	D
8	Norm McIntosh	D
9	Les Grauer	W
10	Mark Johnson	C
11	Steve Alley (C)	W
12	Ian Perrin	D
14	Brad Mullens	D
15	Tim Phippen	RW
16	Tom Ulseth	W
17	Mike Eaves (C)	C
18	Murray Johnson	W
19	Mike Meeker	C/RW
20	Mark Capouch	W
21	Clark Kavolinas	W
22	Dave Lundeen	C
23	George Gwozdecky	LW
24	Rod Romanchuk	C/W
25	Dave Herbst	C/W
26	Ron Griffin	D
27	Mike Dibble	G
29	Jim Scheid	C
30	Dave McNab	G

Head Coach: Bob Johnson

1980-81

Backdoor Badgers Exit Out Front!

Wisconsin 6 – Minnesota 3 • March 28, 1981

The Wisconsin hockey team took full advantage of its at-large berth in the NCAA hockey championship and captured the NCAA title for the third time under head coach Bob Johnson. The Badgers downed the CCHA champs, Northern Michigan, in the semi-final game, 5-1, and then took on the top-ranked team in the country and WCHA title-winner Minnesota.

Wisconsin beat Minnesota by a 6-3 count behind the steady goaltending of sophomore Marc Behrend and a total team effort that the Gophers could not match. Behrend, who was also in the nets against Northern Michigan, was selected as the tournaments' Most Valuable Player and along with freshmen center John Newberry, was placed on the all-tournament team. Behrend had a total of 55 saves in the meet, 25 against Northern and 30 against the Gophers. Newberry led the Badgers in scoring with two goals and four assists and tied with Aaron Broten of Minnesota for the scoring leader in the Duluth final four meet.

After a scoreless first period against Northern Michigan, Wisconsin opened up the second stanza with a power-play goal by Ed Lebler at the three-minute mark. A short-handed goal by John Johansson with just two seconds remaining in the period put the Badgers out in front for good. Defenseman Bruce Driver, center Scott Lecy and wing Ted Pearson all tallied third period goals. Northern got their only score after the Badgers had built a 3-0 advantage. The 5-1 victory put Wisconsin in the final game against Minnesota, who had downed Michigan Tech 7-2 in the other semifinal game.

Wisconsin, playing on an emotional high, never let the Gophers get into their style of play and first period goals by senior Dan Gorowsky, Newberry and Lebler gave the Badgers the confidence they needed. Wisconsin jumped out to a 4-0 margin midway through the second period on a goal by freshman Ted Pearson. Minnesota cut the advantage to 4-1, but Newberry gave the Badgers their four-point lead back with a power-play goal.

Minnesota scored a power-play goal just 10 seconds into the final period to get new life. Another power-play goal at the 16:09 mark cut Wisconsin's margin to two goals. Minnesota pulled its goaltender with 1:24 remaining in the game and Lebler hit the open net from just outside his own blue line to ice the victory for the Badgers.

On their way to the 1981 NCAA crown, the Badgers defeated the conference champs of all three Division I leagues, in the NCAA quarterfinals, Wisconsin beat Clarkson 9-8, in a total goal series. Clarkson was the ECAC title holder. Northern Michigan had captured the CCHA title and Minnesota finished first in the WCHA.

The Badgers finished their season with an overall record of 27-14-1, tied with Michigan Tech for second in the WCHA and winners of the 34th NCAA hockey championship.

Scott Lecy led the team in scoring with 75 points (26 goals, 49 assists), while Pete Johnson and John Newberry were the top goal scorers with 30 apiece.

1980-81 Roster

No.	Name	Pos.
1	Terry Kleisinger	G
1	Kip Pendleton	G
2	Jay McFarlane (C)	D
3	Steve McKenzie	D
4	Pat Ethier	D
5	Theran Welsh	D
6	Jeff Andringa	D
7	Todd Lecy	F
8	Randy Keller	D
9	Lexi Doner	F
10	John Newberry	F
11	Peter Johnson	F
12	John Johansson	F
13	Tim Sager	F
14	Ed Repins	D
15	Dan Gorowsky	F
16	Scott Lecy	F
17	Ken Keryluk	F
18	John Dougherty	F
19	Brian Mullen	F
20	Ron Vincent	F
22	Jon Morgan	F
23	Scott Sabo	F
24	Ted Pearson	F
25	Bruce Driver	D
26	Ed Lebler	F
27	Brad Benson	F
29	Tom Carroll	F
30	Jamey Gremore	G
30	Marc Behrend	G

Head Coach: Bob Johnson

1982-83

Badgers Put Title on Ice!

Wisconsin 6 – Harvard 2 • March 26, 1983

by Glenn Miller, Wisconsin State Journal
(March 27, 1983)

Wisconsin won its fourth National Collegiate Athletic Association hockey championship Saturday night, defeating Harvard, 6-2, with a final-period flurry in which the Badgers scored four goals.

More than any other person, goalie Marc Behrend won the game with still another spectacular performance in the nets.

His saves were fewer than his opponent's, Grant Blair of Harvard. Behrend had 24, Blair 31.

But Behrend was tough in the first two periods, when Wisconsin nursed one- and two-goal leads.

In the final period, Wisconsin blew the game open with goals by Paul Houston, Bruce Driver, Houston and John Johannson. Johannson scored his goal in an empty net.

The celebration on the ice after it was over lasted even longer than you saw on television. After the interviews and after the trophy presentations, Wisconsin still celebrated and danced its victory dance.

It was particularly a sweet victory for Coach Jeff Sauer, who came to Wisconsin with a losing record at Colorado College and really should not have been expected to produce a winner in his first year.

As he waited for the trophy, he mopped his face the same way his predecessor, Bob Johnson, used to.

Sauer, in a quick interview, said once his team was ahead, 2-0, "we wanted to play a good defensive game."

Behrend, who seems to save his best hockey for postseason play, was named the tournament's most valuable player, the same honor he won when the Badgers won the title in 1981 in Duluth, Minn.

Behrend declined to differentiate between the victory he orchestrated in 1981 and this one.

"They are both pretty special," Behrend said, but he admitted this run for the national roses was a bit of a surprise.

"There is no way I thought at the start of this year that we would go all the way," he said. "I thought that this would be a transition year and that I would simply have to be happy with it.

"And don't forget we had a lot of

injuries. But we came together at the end when it was important."

On the final, he said, "When we got ahead, I may have lost a little concentration."

Well, it wasn't too bad. Behrend finally gave up two goals in the final period.

When all of the festivities on the ice were over, the Wisconsin team skated around the rink and saluted its fans, who were here in greater numbers than on Thursday. The Badgers raised their sticks in salute first to the Wisconsin band and then to the block of Badger rooters. The crowd, of course, went wild.

Sauer, pausing long enough to analyze the victory, said: "We were stronger and bigger, and we were able to use that strength to win."

On his first victory in an NCAA tournament, Sauer said, "I've waited a long time for that. I am so happy I came back to Wisconsin. It worked out."

While Behrend was named the tournament's MVP, Paul Houck, Chris Chelios and Pat Flatley were also named to the all-tournament team.

Flatley got Wisconsin off to a first-period lead on a power-play goal seven minutes, nine seconds into the game, and for a while it looked as if the final might be another 1-0 struggle like the Badgers went through with Providence Thursday.

But at 16:09 of the second period, Flatley grabbed the puck in a melee in front of the Harvard net and fired it in for the 2-0 lead.

Things looked even better when Houston pushed in a rebound only three minutes into the final period.

It looked like a piece of cake.

But Harvard was playing like it wanted to win a national championship, too, and when it closed the margin to 4-2, the issue was still in doubt.

The big goal by Houston on a power play at 18:36 put Wisconsin ahead, 5-2.

1982-83 Roster

No.	Name	Pos.
1	Terry Kleisinger	G
2	Jan-Ake Danielson	D
4	Pat Ethier	D
6	Jeff Andringa	D
8	Ernie Vargas	LW/C
10	Jacques de St. Phalle	W
11	Jim Johannson	LW
12	John Johannson	C
13	Tom Carroll	RW
14	Matt Walsh	D
16	Paul Houck	RW
17	Marty Wiitala	RW
18	Steve Tschipper	W
19	Ted Pearson	LW
20	Dave Maley	LW
21	Chris Chelios	D
22	Tom Ryan	W
23	Scott Sabo	C
24	Eric Faust	D
25	Bruce Driver (C)	D
26	Pat Flatley	RW
27	Marc Behrend	G
28	Paul Houston	C
30	Gary Baxter	G
33	Tim Sager	C

Head Coach: Jeff Sauer

1989-90

Drive For Five Is Complete!

Wisconsin 7 - Colgate 3 • April 1, 1990

by Andy Baggot, Wisconsin State Journal, April 2, 1990 (edited for length).

They sat in their cramped, hot dressing room at Joe Louis Arena Sunday afternoon with lumps in their throats, tears in their eyes and a sense of determination so profound that their innermost feelings simply could not be disguised.

I just walked around the locker room and looked in everyone's eyes," said Tom Sagissor, the outspoken senior wing on the University of Wisconsin hockey team. "I saw a lot of heart, saw a lot of dignity, a lot of pride. I saw guys who wanted to win."

One man's vision has never been more keen.

Spurred on by the combination of talent, a strong spirit of friendship and the firm belief that they would not be denied after two near misses, the Badgers whipped Colgate, 7-3, to win the National Collegiate Athletic Association title.

A season that began on Labor Day

and ended on April Fool's Day produced a 36-9-1 record and the fifth national championship in school history. It was the second title under Coach Jeff Sauer and first since 1983.

John Byce scored three goals, the once-comatose playoff power play clicked four times and an overall constitution that was both tougher, quicker and more experienced than the opponent were the primary reasons why the Badgers earned the victory.

Chris Tancill, the tournament's most valuable player, Gary Shuchuk, Dennis Snedden and Rob Andringa accounted for the other goals for Wisconsin, which surged to a 4-1 lead after one period and kept its distance.

Duane Derksen recorded 21 saves and got considerable assistance from a seemingly fearless set of defensemen who limited the Red Raiders (31-6-1) to 10 shots on goal in the first two periods.

The championship culminated a season that started with seven seniors—Sagissor, Byce, Tancill, Shuchuk, Rob Mendel, Mark Osiecki and Steve Rohlik — designating Sunday as their target date. Along the way they won the Western Collegiate Hockey Association regular-season and playoff titles, responded to the pressure by winning 18 of their last 20 games (18-1-1) and buried the memories of punching out in the NCAA quarterfinals in 1988 and '89.

"We knew we had one more goal to finish, and if we didn't do it, it would be an unfinished season. We didn't want that to happen," said Derksen.

Rohlik, the captain, choked back tears as he talked about what he and his teammates had overcome.

"There was pressure every night," he said. "Everyone would say, 'Is Wisconsin that good or aren't they?' That was the big question all year long. Some people said, 'You guys folded the last couple of years; you had a good enough team to do it.'"

Byce converted on the power play one minute, 30 seconds into the game, then struck again at 3:23 when he took a bounce pass from Mendel and zoomed in alone for a shorthander.

Joel Gardner answered with the first of three power-play goals for the Red Raiders (Steve Poapst and Jamie Cooke had the others) at 4:58, but Tancill and Andringa came through on man-advantage situations before the end of the period and

Wisconsin was off and running.

The UW power play was 6-for-13 (.462) during the Final Four after coming in 2-for-29 (.069) in six previous playoff games.

Colgate Coach Terry Slater said his club's behavior (eight penalties in the first period, 16 overall) led to its early downfall.

"We took stupid penalties, no question about it," he said. "We deserved them. There's not much more to say."

Slater also admitted his team was affected by the announced crowd of 15,034, more than half of which were very loud UW rooters.

"The were awe-stricken with all the people," he said, explaining a first-period timeout.

Sauer said his club was affected by the crowd as well. "Just like playing at home," he said.

1989-90 Roster

No.	Name	Pos.
2	Barry Richter	RW/D
4	Joe Harwell	D
6	Sean Hill	D
7	John Parker	RW
8	Chris Nelson	D
9	Steve Rohlik (C)	LW
10	Jon Helgeson	LW
11	John Byce (A)	C
12	Doug Macdonald	C
13	Jason Francisco	RW
14	Joe Decker	RW
15	Tray Tuomie	RW
16	Gary Shuchuk (A)	C
17	Rob Mendel	D
19	Tom Sagissor	LW
20	Don Granato	C
21	Rob Andringa	D
22	Chris Tancill	RW
23	Rodger Sykes	D
24	Mark Osiecki (A)	D
25	Brett Kurtz	C
26	Kurt Gonca	F
27	Dennis Snedden	LW
29	Duane Derksen	G
31	Jon Michelizzi	G

Head Coach: Jeff Sauer

2005-06

Badgers Back on Top

Wisconsin 2 – Boston College 1 • April 8, 2006

Senior Tom Gilbert's goal 9:32 into the third period proved to be the winner as the Wisconsin men's hockey team defeated Boston College 2-1 in the NCAA championship game at the Bradley Center. The championship victory came in front of a vastly red and pro-Badger crowd in Milwaukee, a quick 90-minute drive from the Kohl Center.

Junior Robbie Earl added UW's other goal as the Badgers (30-10-3) won their sixth national championship and first since 1990. Earl earned the Frozen Four Most Outstanding Player Award with three goals and one assist in Milwaukee.

Fellow junior Brian Elliott made 22 saves and was named to the All-Frozen Four Team. He was joined on the all-tournament team by Earl, Adam Burish and Gilbert.

Boston College's Cory Schneider stopped 37 shots on the other end. BC finished the season with a record of 26-13-3.

The Eagles placed two representatives on the All-Frozen Four team in forward Chris Collins and defenseman Brett Motherwell.

Pat Gannon gave the Eagles a 1-0 lead 9:01 into the opening period when he lifted a back-hand over Elliott's glove. Dan Bertram notched the only assist on Gannon's fifth goal of the season.

The goal put the Badgers down and in an unfamiliar situation. Wisconsin grabbed the lead in 32 of its 42 previous contests. Of the 10 prior games opponents scored first, Wisconsin won only three.

However, Earl tied the game at the 1:17 mark of the second. After taking a hit just outside the Eagles' blue line and appearing injured, Earl joined the play when the Badgers gained control of the puck. Burish sent a pass across the slot from the right corner which Earl redirected into the open net for his 24th goal of the season. Pavelski also earned an assist on the play.

With the assist, Pavelski became just the ninth Badger to reach 100 points in his first two years at UW and the first since Dany Heatley.

Gilbert gave the Badgers their first lead of the game 9:32 into the third period with a power-play goal. The senior assistant captain took a pass from Pavelski and fired a wrist shot past BC's Schneider. Burish also added an assist as Gilbert moved into a tie for the national goal-scoring lead among defensemen with 12 goals.

From there, Wisconsin withstood a barrage of BC shots, including a shot off the pipe in the final seconds of the contest, to become the first school in NCAA history to win both the men's and women's ice hockey championships in the same season.

Wisconsin finished the game 1-for-8 on the power play while Boston College was 0-for-4. The Badgers did not allow a single power-play goal in the NCAA tournament, holding opponents scoreless on 36 power plays.

The Badgers finished the season with 30 wins for the seventh time in program history and the first time in the Mike Eaves era.

2005-06 Roster

No.	Name	Pos.
1	Brian Elliott	G
3	Matt Olinger	D
4	Davis Drewiske	D
5	Jeff Likens	D
6	Josh Engel	D
7	Joe Piskula	D
8	Joe Pavelski	C
10	Robbie Earl	F
11	Jake Dowell	C
12	Jack Skille	F
14	Tom Gilbert (A)	D
15	Tom Gorowsky	F
16	Adam Burish (C)	F
18	Matthew Ford	F
19	Ryan MacMurchy (A)	F
20	Kyle Klubertanz	D
21	Andy Brandt	F
22	Ben Street	C
24	Andrew Joudrey (A)	C
25	A.J. Degenhardt	F
27	Ross Carlson	F
29	Jeff Henderson	G
30	Ryan Jeffery	G
31	Nick Licari	F
35	Shane Connelly	G

Head Coach: Mike Eaves

WCHA Champions

1970 WCHA Regional Champions

Wisconsin skated to its first-ever victory over Denver, a 3-2 victory over “The Best in the West,” the two-time defending NCAA champion Pioneers. The victory came in Denver, after the Badgers reached the title game with a 2-1 victory over Michigan in the semifinals.

The WCHA playoff title, Wisconsin’s first, earned the Badgers their first trip to the NCAA tournament in just their first season in the Western Collegiate Hockey Association. The Badgers went on to place third in the NCAA tournament.

Wisconsin completed its season 23-11-0.

1973 WCHA Regional Champions

After a third-place, WCHA regular-season finish, the Badgers played host to Minnesota, defeating the Gophers 14-10 in a wild two-game, total goals series in the first round of the playoffs. In the finals, Wisconsin traveled to South Bend, Ind., battling to the final minutes of the second game against Notre Dame. Dave Pay tallied to win the second game 4-3 and the total goals series 8-7 to send the Badgers to their third NCAA tournament in four years. Wisconsin had also won its second-straight Big Ten title.

At the NCAAs in Boston, Wisconsin made history by coming back from 4-0 and 5-2 deficits against Cornell for a 6-5 overtime win. Down 2-1 to Denver in the title game, the Badgers collected three-straight goals for a 4-2 NCAA title-winning victory.

Wisconsin completed its season 29-9-2.

1972 WCHA Regional Champions

Wisconsin qualified for its second NCAA tournament in three years when it won one of the WCHA playoff championships. The Badgers came from behind in two playoff series to defeat Michigan Tech 9-6 in the semifinals and then North Dakota 6-2 in the finals in two-game, total-goals series. Wisconsin, also first-time Big Ten champions, fell in the first round of the NCAA tournament but finished third after defeating WCHA regular-season champion Denver, 5-2, in the NCAA third-place game.

Wisconsin completed its season 27-10-1.

1977 WCHA Regular-Season Champions

1977 WCHA Playoff Champions

In yet another season of firsts for Wisconsin, the Badgers posted a 26-5-1 mark in WCHA play to capture the school’s first WCHA regular-season title. The Badgers ran away from the field with 53 points, 12 more than second place Notre Dame.

In the playoffs, Wisconsin cruised through the first two rounds in Madison, defeating Colorado College 6-2 in a two-game, total-goals series before crushing Minnesota 17-8 with a pair of blow outs in the total-goals series. Against Michigan in the finals, the Badgers used 4-0 and 5-4 victories to capture the Badgers’ first true WCHA playoff championship series.

The victory put the Badgers in the NCAA tournament, where overtime goals by Mike Eaves against New Hampshire and Steve Alley against Michigan gave the Badgers a 6-5 win and the school’s second NCAA title. The win made Wisconsin the first school to win the NCAA, WCHA and Big Ten titles in the same season.

Wisconsin completed its season with a school-record 37 victories and a 37-7-1 mark.

1978 WCHA Regional Champions

In a return to the regional format after just one season, Wisconsin placed second during the regular season, earning the opportunity to play host to one of the WCHA regionals.

The Badgers took full advantage, taking Minnesota Duluth 9-2 and 5-4 for a 14-6 total-goals victory. In the title series, 4-3 and 7-4 victories over Michigan Tech were good enough for an 11-7 total-goals series win and a berth into the NCAA tournament.

Wisconsin failed to match the 1976-77 squad’s success in the tournament, falling 5-2 to Boston University and 4-3 to Bowling Green to finish fourth. However, Badgers fans were honored by the City of Providence, R.I., when they were presented with a trophy that claimed Badger fans as “The World’s Greatest Hockey Fans.”

The Badgers completed their season 28-12-3.

1983 WCHA Playoff Champions

All of Wisconsin’s prior championships came under the watchful eyes of Bob Johnson, but in 1983, Jeff Sauer began his Badger tenure with the program’s second consecutive WCHA playoff title.

Wisconsin advance out of the first round with a total goals victory over Colorado College, then played a classic series with North Dakota in the semifinals in Grand Forks, N.D. A 1-1 tie in the first game of the total goals series set up the finale. The Badger then defeated North Dakota, 6-5 in triple overtime to reach to the WCHA title game. Chris Chelios tied the game with 12 seconds left and Paul Houck scored shorthanded to win it in triple overtime. The Badgers go on to sweep Minnesota in Minneapolis for the title.

The Badgers eventually reach their third-straight NCAA title game with a series victory over St. Lawrence and a semifinal 2-0 shutout over Providence. A 6-2 NCAA championship game victory over Harvard gives Sauer his first NCAA title.

Wisconsin goes 33-10-4 during their fourth NCAA title run.

1982 WCHA Playoff Champions

After a one-point loss in the WCHA regular season to North Dakota, the Badgers exacted some revenge by winning the WCHA playoff championship.

A first-round bye for the Badgers led to a semifinal series against Minnesota in Madison. The Badgers dropped the first of the two-game total-goals set by a 4-3 count, but recovered for a 6-2 win in the second game for a 9-6 total-goals victory.

A 9-0 victory in the first game against North Dakota in the finals virtually assured the Badgers of the WCHA championship and a 3-1 game two win clinched the title and an NCAA bid.

In the NCAA tournament, the Badgers advance past Harvard in the first round, blank New Hampshire 5-0 in the semifinals, but fall to North Dakota, 5-2 in the NCAA title game. The championship game appearance would be the second of three straight for the Badgers.

Wisconsin completed its season at 35-11-1.

1988 WCHA Playoff Champions

Nearly 25 years into the modern era, Wisconsin managed yet another first as winners of the first WCHA Final Four at the St. Paul Civic Center in St. Paul, Minn.

The Badgers reached the WCHA Final Four with a home sweep in a best-of-three series over Northern Michigan.

North Dakota awaited next and the Badgers escaped with a 2-1 win to advance to the finals against Minnesota.

Despite finishing second to the Gophers in the regular season, the Badgers managed a 3-2 victory and took the playoff crown.

The win sent Wisconsin into the 12-team NCAA tournament, where they beat Massachusetts-Lowell in the first-round, two-game, total-goals series, but were eliminated by St. Lawrence in a similarly formatted quarterfinal round.

Wisconsin finished up the season 30-13-2.

1990 WCHA Regular-Season Champions

1990 WCHA Playoff Champions

Wisconsin left no doubt what team was the best in the country. A mini slump during which the UW lost three of four games in mid-January preceded an 18-1-1 stretch run that included a nine-game winning streak to end the season.

The 20-game stretch propelled Wisconsin to its second MacNaughton Cup for the WCHA regular-season championship. A three-point cushion gave the Badgers the No. 1 seed for the league postseason, during which they swept Michigan Tech to reach the WCHA Final Four in St. Paul. The Badgers squeaked out a 4-3 overtime against Northern Michigan, then slammed Minnesota 7-1 for the WCHA playoff title and a bid to the NCAA tournament.

In the tournament, the UW turned away Maine in the first round, then Boston College in the semifinals. John Byce’s hat trick helped the UW’s 7-3 title-winning victory in Detroit.

Wisconsin posted its second-most victories in a season in finishing 36-9-1.

1998 WCHA Playoff Champions

Wisconsin's most recent WCHA playoff title and received one of seven automatic bids into the 1998 NCAA tournament with a 3-2 win over North Dakota in the 1998 WCHA Final Five championship game. The Badgers grabbed a 2-0 lead in the second period, saw the lead evaporate and then watched as Joe Bianchi scored on a power play in the third period for the difference.

Second-seed Wisconsin reached the title contest with a sweep over Alaska Anchorage in the best-of-three first round, and a 5-2 conquest of Colorado College in the WCHA Final Five semifinals.

In NCAA tournament action, the Badgers were eliminated in the first round by New Hampshire.

The Badgers posted a final record of 26-14-1.

1995 WCHA Playoff Champions

The Badgers received an automatic berth into the 1995 NCAA tournament after capturing the WCHA playoff title in St. Paul, Minn. Wisconsin defeated Denver, which had tied Wisconsin for second place during the regular season. The UW advanced past the Pioneers with a 5-4 win, then defeated Colorado College on Maco Balkovec's tally 43 seconds into overtime for a 4-3 victory. The crown was the school's 10th WCHA playoff title and victory sent the Badgers to an eighth consecutive NCAA berth.

Wisconsin nearly missed out on the title opportunity when it dropped the first game of the first round to ninth-seeded Northern Michigan, but recovered for two victories and a ticket to the WCHA Final Five.

The Badgers advanced past the NCAA's first round with a 5-3 win over Michigan State, but fell in the national quarterfinals to Michigan, 4-3.

2000 WCHA Regular-Season Champions

Wisconsin accomplished what has proven to be its most difficult challenge through the program's history by securing the 2000 MacNaughton Cup as the WCHA regular-season champion.

Wisconsin went 23-5-0 during the conference season for 46 points and a seven-point victory over second-place North Dakota. The school's .821 league winning percentage was second in school history behind the 1976-77 squad's .828 winning percentage.

Wisconsin opened with wins in eight of its first nine conference games, and won nine of its last 10 league games down the stretch to seize its third WCHA regular-season championship.

The Badgers eventually reached the WCHA Final Five title contest, but dropped a 5-3 game to North Dakota. The UW's NCAA trip ended 4-1 to Boston College in the quarterfinals.

Wisconsin finished its season at 31-9-1.

Year-by-Year Results

1921-22

Date	Result	Opponent
J 14	L 1-4	Milw. Athletic Club
J 20	L 0-3	Minnesota
J 21	L 1-3	Minnesota
F 3	L 2-12	Minnesota[1]
F 4	L 0-7	Minnesota[1]
F 13	L 3-6	Michigan
F 14	L 1-5	Michigan
F 18	L 0-3	at Notre Dame

Coach Dr. A.C. Viner

Record 0-8-0, 3rd WIHL

1922-23

Date	Result	Opponent
J 11	L 1-2*	at Michigan
J 12	L 0-1	at Michigan
J 19	L 0-1	Michigan
J 20	W 1-0	Michigan
F 9	L 1-4	Minnesota
F 10	T 1-1**	Minnesota
F 17	W 3-1	Marquette
F 26	W 6-1	at Minnesota
F 27	L 0-4	at Minnesota
M 2	T 1-1**	at Marquette
M 3	T 2-2**	at Marquette

Record 3-5-3, 3rd WIHL

Coach Dr. A.C. Viner

1923-24

Date	Result	Opponent
J 12	L 1-4	Marquette
J 19	L 0-3	at Michigan
J 20	T 2-2**	at Michigan
J 26	L 0-4	Minnesota
J 27	L 0-5	Minnesota
F 9	W 3-1	at Janesville YMCA
F 13	W 3-1	Janesville YMCA
F 15	L 0-3	Michigan
F 16	L 1-3	Michigan
F 22	W 3-0	Marquette[2]
F 23	L 1-2**	Marquette[2]
F 29	L 0-4	Minnesota[1]
M 1	L 0-4	Minnesota[1]

Record 3-9-1, 3rd WIHL

Coach Robert Blodgett

1924-25

Date	Result	Opponent
J 15	W 3-0	Janesville HC
J 16	T 0-0	Janesville HC
F 13	L 1-5	Minnesota
F 14	L 0-1**	Minnesota
F 20	L 1-2	Carleton College
F 27	L 0-2	Michigan
F 28	L 0-1	Michigan
M 13	L 1-2	at Minnesota
M 14	L 0-1	at Minnesota

Record 1-7-1, 3rd WIHL

Coach Kay Iverson

1925-26

Date	Result	Opponent
D 26	E 0-7	at Eveleth (Minn.) Cubs
D 28	E 0-2	at Eveleth (Minn.) Cubs
J 2	E 3-2	at Virginia (Minn.)
J 8	W 11-0	Marquette
J 9	W 3-0	Marquette
J 15	T 0-0*	Minnesota
J 16	T 1-1*	Minnesota
J 22	W 3-0	Janesville HC
J 23	W 5-0	Janesville HC
F 6	T 1-1	Notre Dame
F 12	T 1-1*	at Michigan
F 13	L 1-2	at Michigan
F 19	W 2-0	Carleton College
F 20	W 4-2	Carleton College
M 4	W 2-1	Michigan
M 5	W 2-0	Michigan
M 10	L 2-3	at Minnesota
M 11	L 1-2*	at Minnesota

Record 8-3-4, T1st WIHL

Coach Kay Iverson

1926-27

Date	Result	Opponent
J 7	W 4-1	Janesville HC
J 14	L 0-1	Minnesota
J 15	L 1-3	Minnesota
J 21	L 0-7	Manitoba*
F 14	L 0-4	at Minnesota
F 15	L 1-2	at Minnesota
F 18	L 0-1	Michigan
M 4	L 1-2	Michigan**[3]
M 5	L 0-1	Michigan[3]
M 7	L 0-1*	Michigan[3]

* First International game played at the UW.

** First American intercollegiate hockey game outside the United States.

Record 1-9-0, 3rd WIHL

Coach W. R. Brandow

1927-28

Date	Result	Opponent
D 27	L 2-3	at Marquette (Mich.)
D 29	T 0-0	at H'ghton School Mines
D 30	L 0-6	at H'ghton School Mines
D 31	W 2-1	at Wausau HC
D 31	T 1-1	at Wausau HC
J 2	W 4-0	at Oshkosh HC
J 6	L 2-3	Marquette
F 3	T 1-1**	Minnesota
F 4	W 2-1**	Minnesota
F 10	W 3-1	Michigan
F 11	W 2-1**	Michigan
F 15	L 2-6	at Marquette
F 20	L 0-1	at Minnesota
F 21	L 1-4	at Minnesota
F 27	T 0-0*	Michigan[4]
F 28	L 1-3	Michigan[4]

Record 5-7-4, 2nd WIHL

Coach John Farquhar

1928-29

Date	Result	Opponent
D 27	T 1-1	at H'ghton School/Mines
D 28	W 3-1	at Marquette (Mich.)
J 1	W 4-1	Wausau HC
J 3	W 3-1	at Chicago Ath. Assoc.

J 12	W 4-2	North Dakota Aggies
J 13	W 8-4	North Dakota Aggies
J 18	L 0-9	at Marquette
F 7	W 6-1	Wausau HC
F 8	W 1-0	Marquette (Mich.)^
F 10	L 0-2	Eveleth Jr. College^
F 13	W 2-1	Minnesota
F 14	L 0-2	Minnesota
F 18	L 2-3*	Michigan
F 19	W 3-0	Michigan
F 21	W 1-0	Marquette
F 23	W 1-0	Chicago Ath. Club
M 1	L 1-3	at Michigan
M 2	T 2-2**	at Michigan
M 4	L 0-2	at Minnesota
M 5	L 0-4	at Minnesota

^ — Wausau Winter Frolic, Wausau, Wis

Record 11-7-2, T2nd WIHL

Coach John Farquhar

1929-30

Date	Result	Opponent
D 19	W 3-1	at Michigan Tech
D 20	L 2-3	at Michigan Tech
J 6	L 2-3	at Chicago Ath. Assoc.
J 11	W 2-0	Minnesota
J 12	W 4-3	Minnesota
J 17	L 1-2**	Michigan
J 18	W 3-2	Michigan
J 25	L 0-4	Marquette
F 15	L 1-2**	at Minnesota
F 17	W 2-1*	at Minnesota
F 27	L 1-5	at Michigan
M 1	T 0-0**	at Michigan

Record 5-6-1, 2nd WIHL

Coach John Farquhar

1930-31

Date	Result	Opponent
D 22	L 2-5	at Hibbing (MINN.)
D 25	L 1-2	at Fort Frances (Ont.)
D 29	W 2-0	Michigan
D 30	W 1-0*	Michigan
J 2	W 2-1*	Marquette
J 10	W 3-1	Minnesota
F 11	L 0-1	at Marquette
F 13	L 1-2	at Minnesota
F 14	L 1-4	at Minnesota
F 19	T 0-0**	at Michigan
F 21	L 0-3	at Michigan

Record 4-6-1, 2nd WIHL

Coach Spike Carlson

1931-32

Date	Result	Opponent
D 5	L 0-1	Wausau
J 9	W 5-1	Milw. Rowing Club
J 18	L 1-10	Minnesota
F 20	L 0-5	Michigan

Record 1-3-0, 3rd WIHL

Coach Art Thomsen

1932-33

Date	Result	Opponent
J 17	L 2-4	Milw. Rowing Club
J 13	L 0-5	Mich. School of Mines
J 14	L 0-4	Mich. School of Mines
F 4	L 1-6	Minnesota[7]
F 10	L 0-8	at Minnesota
F 11	L 0-3	at Minnesota
F 14	L 0-2	Marquette
F 17	L 1-8	Michigan
F 18	L 1-2	Michigan

Record 0-9-0, 3rd WIHL

Coach Art Thomsen

1933-34

Date	Result	Opponent
D 21	T 2-2	Michigan Tech
D 22	L 1-3	Michigan Tech
D 26	W 4-1	Shamrock HC
J 3	W 6-1	Watertown HC
J 4	W 10-1	Madison HC
F 9	L 0-1	at Minnesota
F 10	L 0-7	at Minnesota
F 16	L 3-5	Michigan

Record 3-4-1, 3rd WIHL

Coach Art Thomsen

1934-35

Date	Result	Opponent
D 22	W 4-1	Wausau
D 23	L 0-1	Wausau
D 31	L 1-2	Eagle River
J 1	L 1-2	Eagle River
J 11	L 0-6	at Michigan
J 12	L 1-2	at Michigan
J 4	W 6-4	Green Bay
n/a	W n/a	Marinette
D 30	W 6-0	Wisconsin Rapids
n/a	W n/a	Milw. Rowing Club
F 8	L 0-9	Minnesota

* -- number of overtimes

Record 5-6-0, 3rd WIHL

Coach Art Thomsen

1963-64

Date	Result	Opponent
N 29	L 6-13	St. Mary's (Minn.)
N 30	L 2-12	St. Mary's (Minn.)
D 6	W 3-2*	Macalester (Minn.)
D 7	L 2-7	Macalester (Minn.)
D 13	W 12-1	Illinois Club
D 14	W 10-0	Illinois Club
J 11	W 10-3	Lake Forest
J 25	W 3-1	at Lake Forest
J 31	W 6-1	Carleton (Minn.)
F 1	T 2-2*	Carleton (Minn.)
F 7	W 7-6*	Hamline
F 8	W 5-4*	Hamline
F 14	T 2-2*	Western Michigan
F 15	L 5-8	Western Michigan
F 21	T 4-4*	St. Thomas (Minn.)
F 22	L 2-3	St. Thomas (Minn.)

Record 8-5-3

Co-Coaches Art Thomsen & John Riley

1964-65

Date	Result	Opponent
N 27	W 9-3	Macalester (Minn.)
N 28	W 3-2	Macalester (Minn.)
D 4	W 5-3	St. Mary's (Minn.)
D 5	W 5-3	St. Mary's (Minn.)
D 11	L 2-9	at Michigan State
D 12	L 0-9	at Michigan State
D 18	W 8-2	Hamline
D 19	W 14-1	Hamline
J 1	L 2-7	Minnesota
J 2	L 1-6	Minnesota
J 8	L 4-8	Colorado College
J 9	L 3-7	Colorado College
J 23	W 13-4	Lake Forest
J 29	W 9-4	at Macalester [5]
J 30	W 6-4	at Macalester [5]
F 5	W 11-4	Ohio State
F 6	W 6-3	St. Thomas (Minn.)
F 12	L 4-8	Michigan State
F 13	L 3-9	Michigan State
F 25	W 6-5	Western Michigan
F 26	W 14-1	Western Michigan
M 5	W 4-2	at Ohio University
M 6	L 3-4	at Ohio University

Record 14-9-0

Coach John Riley

1965-66

Date	Result	Opponent
D 3	W 5-0	Macalester (Minn.)
D 4	W 12-2	Macalester (Minn.)
D 10	L 3-4	Superior State
D 11	W 8-2	Superior State
D 18	L 1-5	at Minnesota
D 28	L 2-4	Army
D 29	L 2-4	Army
J 7	W 6-1	at Ohio University
J 8	W 8-1	at Ohio State
J 22	W 9-2	Lake Forest
J 28	L 2-3	at Colorado College
J 29	L 4-10	at Colorado College
F 4	W 7-5	Ohio University
F 5	W 4-3	Ohio University
F 11	L 1-3	vs. Michigan State[2]
F 12	L 3-5	Michigan State
F 18	L 3-4*	St. John's (Minn.)
F 19	W 3-1	St. John's (Minn.)
F 22	W 5-4*	Minnesota
F 25	W 5-0	St. Thomas (Minn.)
F 26	W 12-3	St. Thomas (Minn.)

Record 12-9-0

Coach John Riley

1966-67

Date	Result	Opponent
N 25	L 4-5	Superior State
N 26	W 6-5*	Superior State
D 2	W 8-3	Augsburg College
D 3	W 9-0	Augsburg College
D 9	L 1-3	at Ohio University
D 10	W 5-3	at Ohio University
D 17	L 1-7	Minnesota
D 29	L 2-6	Brown#
D 30	W 5-3	Providence#
J 2	W 1-0	at Army
J 3	W 8-1	at Connecticut
J 6	W 11-2	St. Mary's (Minn.)
J 7	W 8-3	St. Mary's (Minn.)
J 21	W 7-1	Lake Forest
J 27	L 2-5	Colorado College[8]
J 28	L 4-7	Colorado College
F 4	L 1-6	at Minnesota-Duluth
F 10	W 10-1	Ohio State[2]
F 11	W 6-3	at Lake Forest
F 15	L 3-6	Austrian Nationals
F 17	W 15-1	Western Michigan

F 18	W 13-2	Western Michigan
F 24	W 15-3	Ohio University
F 25	W 7-2	Ohio University
M 3	L 3-7	at Michigan State
M 4	L 3-4	at Michigan State
#	—	Brown Tournament, Providence, R.I.

Record 16-10-0

Coach Bob Johnson

1967-68

(Badgers move to Dane County Coliseum)

Date	Result	Opponent
N 24	W 11-3	Superior State
N 25	W 9-2	Superior State
D 1	W 9-2	Ohio University
D 2	W 11-2	Ohio University
D 8	L 5-6	Michigan Tech
D 9	W 4-3	Michigan Tech
D 12	L 1-2	at Bowling Green
D 16	W 9-0	at Illinois Club
D 28	W 11-2	Ohio State•
D 29	L 0-8	Michigan•
D 30	L 3-4	Michigan State•
J 5	W 17-0	Western Michigan[2]
J 6	L 2-4	Minnesota-Duluth
J 9	L 2-5	Minnesota
J 12	W 11-5	St. Mary's (Minn.)
J 13	W 10-1	St. Mary's (Minn.)
J 15	W 11-2	St. John's (Minn.)
J 27	W 10-0	Lake Forest
J 31	L 1-7	at Denver
F 2	W 4-3	at Colorado College
F 3	W 6-2	at Colorado College
F 9	L 2-3*	at Minnesota
F 10	L 3-5	at Minnesota
F 13	W 12-2	at Lake Forest
F 16	W 9-3	Gustavus Adolphus
F 17	W 16-2	Notre Dame
F 22	W 11-2	at Ohio State
F 23	W 7-4	at Ohio University
F 24	W 5-2	at Ohio University
M 1	W 5-3	Michigan State
M 2	L 1-3	Michigan State

• Big Ten Tournament, Minneapolis, Minn.

Record 21-10-0

Coach Bob Johnson

1968-69

Date	Result	Opponent
N 15	W 7-0	Pennsylvania (H)
N 16	W 11-0	Pennsylvania (H)
N 22	T 7-7*	at Michigan Tech
N 23	W 4-3	at Michigan Tech
N 29	W 5-4	Michigan
N 30	L 3-5	Michigan
D 4	L 1-5	at Minnesota
D 6	L 3-4	Bowling Green
D 7	W 8-3	Bowling Green
D 13	W 7-5	North Dakota
D 14	W 11-7	North Dakota
D 20	W 6-4	Michigan State••
D 21	L 1-4	Michigan Tech••
D 26	L 2-3	Michigan State•
D 27	W 10-2	Ohio State•
D 28	T 3-3*	Minnesota•
J 3	L 3-5	Colorado College
J 4	L 2-3*	Colorado College
J 8	W 7-3	Minnesota
J 11	W 11-3	Ohio University
J 25	W 10-1	Ohio State (H)
J 28	W 11-1	at Bowling Green
J 29	W 5-0	at Ohio State
J 30	W 10-2	at Notre Dame
J 31	W 12-0	at Notre Dame
F 7	W 2-1	at Michigan State
F 8	L 3-4	at Michigan State
F 14	W 5-1	Notre Dame[2]
F 15	W 10-2	Notre Dame

F 21	W 13-2	at Ohio University
F 22	W 12-0	at Ohio University
F 28	L 5-8	at Michigan
M 1	L 0-2	at Michigan
M 8	W 5-1	Lake Forest (H)
•	—	Big Ten Tournament (Madison)
••	—	Great Lakes Invitational (Detroit)
(H)		game played at Hartmeyer Ice Arena

Record 22-10-2

Coach Bob Johnson

1969-70

(First year of WCHA play.)

• WCHA Playoff Champions
• NCAA Third Place

Date	Result	Opponent
N 14	W 8-4	at North Dakota
N 15	W 7-4	at North Dakota
N 28	W 4-3	at Michigan
N 29	L 1-4	at Michigan
D 5	W 7-3	Notre Dame
D 6	W 5-1	Notre Dame
D 12	L 3-5	Denver
D 13	L 1-4	Denver
D 21	W 4-3*	Minnesota•
D 23	W 6-3	Michigan State•
D 28	W 5-3	Michigan%
D 29	W 4-2	Brown%
J 2	L 3-4	at Michigan State
J 3	L 4-6	at Michigan State
J 9	W 3-2*	Michigan Tech
J 10	L 2-3*	Michigan Tech
J 24	W 12-1	Ohio University
J 27	W 10-0	at Lake Forest
J 30	W 5-4	at Minnesota-Duluth
J 31	L 2-4	at Minnesota-Duluth
F 6	W 10-1	Minnesota
F 7	L 3-5	Minnesota
F 13	W 4-2	Michigan
F 14	L 3-4	Michigan
F 20	W 5-3	at Colorado College
F 21	W 4-3	at Colorado College
F 27	L 1-4	at Minnesota
F 28	W 2-0	at Minnesota
M 6	W 5-0	Michigan State
M 7	W 4-3	Michigan State
M 13	W 2-1	Michigan[10] ^{WCHA}
M 14	W 3-2	at Denver[10] ^{WCHA}
M 19	L 1-2	Cornell[11] ^{NCAA}
M 21	W 6-5	Mich. Tech[11] ^{NCAA}

• Big Ten Tournament (Ann Arbor, Mich.)
% -- St. Louis Invitational (St. Louis, Mo.)

Record 23-11-0, 12-10-0 (4th)

Coach Bob Johnson

1970-71

Date	Result	Opponent
N 13	L 1-6	at Michigan Tech
N 14	L 2-5	at Michigan Tech
N 15	W 13-1	at UW-Superior
N 20	W 9-1	Brown
N 21	W 7-2	Brown
N 27	W 6-3	at Denver
N 28	L 4-10	at Denver
D 4	W 2-1	Minnesota-Duluth
D 5	L 4-6	Minnesota-Duluth
D 11	L 4-5*	at Michigan
D 12	W 5-3	at Michigan
D 19	L 5-6	at Notre Dame
D 20	T 3-3*	at Notre Dame
D 27	W 9-0	Princeton%
D 28	W 7-2	Boston College%
J 2	L 2-3	Western Ontario§
J 3	W 14-3	Northeastern§
J 4	W 6-1	RPI§
J 8	W 7-1	Colorado College
J 9	W 8-2	Colorado College
J 15	L 3-5	Michigan State

J 16	W 3-2	Michigan State
J 30	L 1-7	U.S. Nationals
F 5	L 5-6*	at Minnesota
F 6	W 6-3	at Minnesota
F 12	W 7-2	Michigan
F 13	W 4-1	Michigan
F 19	W 4-1	Minnesota
F 20	W 3-2*	Minnesota
F 26	L 2-4	at Michigan State
F 27	L 5-6*	at Michigan State
M 6	W 12-1	North Dakota
M 7	W 4-2	North Dakota
M 11	L 3-4	Minnesota ^{WCHA}

% — St. Louis Invitational (St. Louis, Mo.)

§ RPI Tournament (Troy, N.Y.)

Record 20-13-1, 13-9-0 (3rd)

Coach Bob Johnson

1971-72

• WCHA Playoff Champions
• NCAA Third Place

Date	Result	Opponent
N 12	W 3-1	RPI
N 13	W 3-1	RPI
N 19	W 8-1	Michigan
N 20	W 7-2	Michigan
N 26	L 1-2	at North Dakota
N 27	W 3-2	at North Dakota
D 3	W 4-1	Michigan State
D 4	W 4-3	Michigan State
D 10	W 7-2	at Colorado College
D 11	W 5-3	at Colorado College
D 17	W 6-3	Michigan Tech
D 18	W 6-1	Michigan Tech
D 26	W 2-1*	Harvard%
D 28	W 7-2	St. Louis%
J 1	W 6-5*	at Minnesota-Duluth
J 2	L 3-4	at Minnesota-Duluth
J 7	W 9-1	Minnesota
J 8	L 0-3	Minnesota
J 14	W 6-5	Colorado College
J 15	W 7-6	Colorado College
J 28	W 5-3	at Notre Dame
J 29	W 5-3	at Notre Dame
F 4	L 2-4	at Minnesota
F 5	L 5-7	at Minnesota
F 11	W 6-4	Notre Dame
F 12	W 5-1	Notre Dame
F 18	W 5-1	at Michigan
F 19	L 4-6	at Michigan
F 25	W 5-0	at Michigan State
F 27	W 6-4	at Michigan State
M 3	L 2-4	Denver
M 4	L 2-6	Denver
M 7	L 3-5	Michigan Tech ^{WCHA}
M 8	W 6-1	Michigan Tech ^{WCHA}
M 11	T 1-1*	North Dakota ^{WCHA}
M 12	W 5-1	North Dakota ^{WCHA}
M 16	L 1-4	at Boston Univ. [12] ^{NCAA}
M 18	W 5-2	Denver [12] ^{NCAA}

% St. Louis Invitational, St. Louis, Mo.

Record 27-10-1, 20-8-0 (2nd)

Coach Bob Johnson

1972-73

• NCAA Champions
• WCHA Playoff Champions

Date	Result	Opponent
N 3	L 6-10	at Colorado College
N 4	W 5-0	at Colorado College
N 10	W 13-3	Colgate
N 11	W 13-1	Colgate
N 17	W 6-3	Colorado College
N 18	W 5-3	Colorado College
N 24	W 5-3	at Michigan
N 25	W 7-2	at Michigan
D 1	W 5-4*	Notre Dame

D 2	W 5-3	Notre Dame
D 8	W 6-3	Michigan
D 9	W 10-4	Michigan
D 22	T 4-4*	at Minnesota
D 23	L 2-4	at Minnesota
D 28	W 6-2	Colorado College%
D 30	W 5-1	Minnesota%
J 5	W 3-2	at Denver
J 6	L 1-2	at Denver
J 12	W 4-3	at Michigan State
J 13	L 5-7	at Michigan State
J 19	W 5-4*	Clarkson
J 20	W 8-3	Clarkson
J 26	W 8-3	North Dakota
J 27	W 4-3	North Dakota
F 2	L 1-7	at Michigan Tech
F 3	L 3-5	at Michigan Tech
F 9	W 5-2	Michigan State
F 10	W 6-4	Michigan State
F 16	W 6-2	Minnesota-Duluth
F 17	W 9-2	Minnesota-Duluth
F 23	L 5-8	at Notre Dame
F 24	L 3-4	at Notre Dame
M 2	L 3-4	Minnesota
M 3	W 3-0	Minnesota
M 5	W 8-6	Minnesota ^{WCHA}
M 6	W 6-4	Minnesota ^{WCHA}
M 9	T 4-4*	at Notre Dame ^{WCHA}
M 10	W 4-3	at Notre Dame ^{WCHA}
M 16	W 6-5*	Cornell [12] ^{NCAA}
M 17	W 4-2	Denver [12] ^{NCAA}

% St. Louis Invitational, St. Louis, Mo.

Record 29-9-2, 18-9-1 (3rd)

Coach Bob Johnson

1973-74

Date	Result	Opponent
O 26	W 7-4	Western Ontario
O 27	W 5-3	Western Ontario
N 2	W 3-2	at Minnesota
N 3	W 8-2	at Minnesota
N 9	W 4-3	Colorado College
N 10	W 8-3	Colorado College
N 16	W 6-2	at Notre Dame
N 17	L 4-6	at Notre Dame
N 20	W 8-7*	UW-Superior
N 23	W 8-4	at Michigan
N 24	L 1-4	at Michigan
N 30	T 6-6*	Michigan State
D 1	W 4-2	Michigan State
D 7	T 3-3*	Denver
D 8	L 4-5*	Denver
D 28	W 10-4	Yale
D 29	W 7-3	Yale
J 4	L 4-5	at Michigan State
J 5	L 6-7	at Michigan State
J 11	L 1-4	Michigan Tech
J 12	L 4-6	Michigan Tech
J 18	L 2-3*	Michigan
J 19	W 6-3	Michigan
J 25	W 6-3	at Minnesota-Duluth
J 26	L 1-4	at Minnesota-Duluth
F 1	T 4-4*	at Colorado College
F 2	W 8-3	at Colorado College
F 8	T 3-3*	Minnesota
F 9	T 4-4*	Minnesota
F 12	L 4-8	St. Louis
F 22	L 4-5*	at North Dakota
F 23	W 7-1	at North Dakota
M 1	W 4-3	Notre Dame
M 2	L 1-5	Notre Dame
M 5	L 1-4	at Michigan State ^{WCHA}
M 6	W 4-3	at Michigan State ^{WCHA}

Record 18-13-5, 12-11-5 (5th)

Coach Bob Johnson

1974-75

Date	Result	Opponent
O 18	W 6-5	Vermont
O 19	W 6-1	Vermont
O 25	W 5-4	Notre Dame
O 26	L 3-5	Notre Dame
N 1	W 5-2	at Michigan
N 2	L 1-8	at Michigan
N 15	W 4-2	Minnesota-Duluth
N 16	W 7-5	Minnesota-Duluth
N 22	W 4-3	Michigan State
N 23	W 5-4	Michigan State
N 29	W 7-3	at Denver
N 30	W 6-5*	at Denver
D 6	W 7-4	at Colorado College
D 7	L 2-5	at Colorado College
D 20	W 8-2	RPI
D 21	W 7-3	RPI
D 27	W 2-1	Minnesota
D 28	L 1-4	Minnesota
J 3	L 2-4	at Minnesota
J 4	L 1-3	at Minnesota
J 10	W 6-4	at Minnesota-Duluth
J 11	L 5-8	at Minnesota-Duluth
J 17	W 3-1	Michigan
J 18	L 3-6	Michigan
J 24	W 5-3	Colorado College
J 25	L 4-6	Colorado College
J 31	W 8-7	at North Dakota
F 1	T 2-2*	at North Dakota
F 7	W 9-2	Denver
F 8	W 5-3	Denver
F 14	L 1-3	at Michigan State
F 15	W 7-5	at Michigan State
F 21	W 4-0	Michigan Tech
F 22	L 2-4	Michigan Tech
F 28	T 3-3*	at Notre Dame
M 1	W 9-2	at Notre Dame
M 4	W 5-4	Michigan State ^{WCHA}
M 5	L 4-7	Michigan State ^{WCHA}

Record 24-12-2, 19-11-2 (4th)

Coach Bob Johnson

1975-76

Date	Result	Opponent
O 17	L 1-3	U.S. Olympic Team
O 18	L 1-6	U.S. Olympic Team
O 31	L 1-3	at St. Louis Univ.
N 2	W 5-2	at St. Louis Univ.
N 7	L 4-5	Michigan State
N 8	L 5-6*	Michigan State
N 14	L 6-9	at Minnesota-Duluth
N 15	L 2-4	at Minnesota-Duluth
N 21	L 5-6	Colorado College
N 22	W 6-3	Colorado College
N 28	W 4-2	at Minnesota
N 29	L 1-6	at Minnesota
D 5	L 2-5	at Notre Dame
D 6	T 2-2*	at Notre Dame
D 12	L 4-8	Michigan
D 13	L 3-8	Michigan
J 2	W 6-3	at Denver
J 3	W 7-5	at Denver
J 9	L 5-6*	North Dakota
J 10	L 2-5	North Dakota
J 16	W 10-4	Minnesota-Duluth
J 17	L 2-3	Minnesota-Duluth
J 23	W 5-1	Michigan Tech
J 24	L 4-5	Michigan Tech
J 30	L 4-5*	at Michigan State
J 31	L 3-5	at Michigan State
F 6	W 4-3*	at Colorado College
F 7	T 2-2*	at Colorado College
F 13	L 4-5*	Minnesota
F 14	W 9-3	Minnesota
F 20	W 4-3	at Michigan
F 21	L 4-7	at Michigan

F 27	L 3-9	at Michigan Tech
F 28	L 6-9	at Michigan Tech
M 6	W 5-3	Notre Dame
M 7	W 4-1	Notre Dame
M 10	L 4-6	Michigan State ^{WCHA}
M 11	L 4-6	Michigan State ^{WCHA}

Record 12-24-2, 11-19-2 (7th)

Coach Bill Rothwell

1976-77

- WCHA & NCAA Champions
- WCHA Playoff Champions

Date	Result	Opponent
O 15	L 6-7*	Michigan
O 16	W 7-6*	Michigan
O 22	W 11-2	Western Ontario
O 23	W 8-4	Western Ontario
N 5	W 5-4	at Minnesota-Duluth
N 6	W 7-1	at Minnesota-Duluth
N 12	W 6-5	Colorado College
N 13	W 5-4	Colorado College
N 19	L 2-5	at Michigan State
N 20	W 8-0	at Michigan State
N 26	L 1-4	Notre Dame
N 27	W 4-3	Notre Dame
D 3	W 4-3*	at Minnesota
D 4	W 7-2	at Minnesota
D 10	W 6-2	North Dakota
D 11	W 11-6	North Dakota
D 29	L 3-4	Harvard
D 30	W 7-5	Harvard
D 31	L 1-2	Moscow Spartak
J 7	W 7-1	Minnesota
J 8	L 4-5	Minnesota
J 14	W 7-6*	at North Dakota
J 15	W 8-7*	at North Dakota
J 21	W 6-3	at Colorado College
J 22	W 4-1	at Colorado College
J 28	W 10-6	Michigan State
J 29	W 9-2	Michigan State
F 4	W 3-2	at Michigan
F 5	W 11-8	at Michigan
F 11	W 8-4	Michigan Tech
F 12	W 4-3	Michigan Tech
F 18	W 7-4	Minnesota-Duluth
F 19	W 6-4	Minnesota-Duluth
F 25	L 3-6	at Denver
F 26	W 5-2	at Denver
M 4	W 8-3	at Notre Dame
M 5	T 3-3*	at Notre Dame
M 9	W 3-1	Colorado College ^{WCHA}
M 10	W 3-1	Colorado College ^{WCHA}
M 12	W 9-5	Minnesota ^{WCHA}
M 13	W 8-3	Minnesota ^{WCHA}
M 16	W 4-0	Michigan[H] ^{WCHA}
M 17	W 5-4	Michigan[H] ^{WCHA}
M 25	W 4-3*	New Hampshire[4] ^{NCAA}
M 26	W 6-5*	Michigan[4] ^{NCAA}

Record 37-7-1, 26-5-1 (1st)

Coach Bob Johnson

1977-78

- WCHA Playoff Champions

Date	Result	Opponent
O 21	T 3-3*	St. Louis
O 22	W 3-2	St. Louis
O 28	L 5-6*	at Michigan Tech
O 29	W 10-4	at Michigan Tech
N 4	W 8-6	Colorado College
N 5	L 4-5	Colorado College
N 11	W 6-1	at Notre Dame
N 12	W 5-1	at Notre Dame
N 18	W 4-3	Minnesota-Duluth
N 19	W 6-2	Minnesota-Duluth
N 25	W 4-1	Minnesota
N 26	W 5-3	Minnesota
D 2	L 3-11	at Michigan

D 3	L 3-7	at Michigan
D 9	W 6-2	at Michigan State
D 10	W 7-3	at Michigan State
D 29	W 5-3	St. Lawrence
D 30	W 3-2	St. Lawrence
D 31	L 3-5	Russia-Dynamo
J 6	W 8-2	Michigan
J 7	W 5-4	Michigan
J 13	T 3-3*	at Minnesota-Duluth
J 14	W 5-4	at Minnesota-Duluth
J 20	T 5-5*	Michigan State
J 21	W 8-2	Michigan State
J 27	W 10-2	Michigan Tech
J 28	L 4-5	Michigan Tech
F 2	W 5-4*	at Colorado College
F 3	W 4-3	at Colorado College
F 10	L 1-5	Denver
F 11	L 2-3	Denver
F 17	L 2-3*	at Minnesota
F 18	W 3-1	at Minnesota
F 24	W 7-5	at North Dakota
F 25	L 2-4	at North Dakota
M 4	W 5-2	Notre Dame
M 5	W 12-1	Notre Dame
M 10	W 9-2	Minnesota-Duluth ^{WCHA}
M 11	W 5-4	Minnesota-Duluth ^{WCHA}
M 14	W 4-3	Michigan Tech[H] ^{WCHA}
M 15	W 7-4	Michigan Tech[H] ^{WCHA}
M 23	L 2-5	Boston Univ. [13] ^{NCAA}
M 24	L 3-4	Bowling Green [13] ^{NCAA}

Record 28-12-3, 21-9-2 (2nd)

Coach Bob Johnson

1978-79

Date	Result	Opponent
O 20	W 8-3	Western Ontario
O 21	W 4-2	Western Ontario
O 27	L 4-8	at Minnesota
O 28	W 6-5	at Minnesota
N 3	W 4-2	Colorado College
N 4	L 2-5	Colorado College
N 10	L 5-6	Michigan
N 11	W 9-4	Michigan
N 17	W 2-1*	at North Dakota
N 18	L 1-3	at North Dakota
N 24	T 3-3*	Minnesota-Duluth
N 25	W 6-3	Minnesota-Duluth
D 1	L 5-6	at Michigan State
D 2	W 5-1	at Michigan State
D 8	L 2-8	at Notre Dame
D 9	W 7-6*	at Notre Dame
D 29	W 4-3*	New Hampshire
D 30	W 7-3	New Hampshire
D 31	L 3-5	Soviet Traktor
J 5	W 6-4	Michigan State
J 6	W 13-3	Michigan State
J 12	L 5-8	at Michigan Tech
J 13	W 5-2	at Michigan Tech
J 19	L 2-3	Minnesota
J 20	W 4-3	Minnesota
J 26	T 5-5*	at Minnesota-Duluth
J 27	L 6-10	at Minnesota-Duluth
F 2	W 5-4*	Denver
F 3	W 10-4	Denver
F 9	L 3-7	North Dakota
F 10	L 4-7	North Dakota
F 16	W 8-3	at Michigan
F 17	W 6-4	at Michigan
F 23	W 4-1	at Colorado College
F 24	W 8-6	at Colorado College
M 2	W 2-0	Notre Dame
M 3	W 7-3	Notre Dame
M 6	W 11-5	Notre Dame ^{WCHA}
M 7	W 5-2	Notre Dame ^{WCHA}
M 10	L 2-4	at North Dakota ^{WCHA}
M 11	T 7-7*	at North Dakota ^{WCHA}

Record 25-13-3, 19-11-2 (T3rd)

Coach Bob Johnson

N 26	L, 0-4	Michigan State ^{CHS}
N 27	W, 3-1	Michigan ^{CHS}
D 3	W, 3-2	Minnesota Duluth
D 4	W, 3-2	Minnesota Duluth
D 10	L, 3-4	at Minnesota State
D 11	W, 3-2	at Minnesota State
D 31	T, 1-1*	Yale ^{BHS}
J 1	L, 3-5	Ferris State ^{BHS}
J 7	W, 6-0	at St. Cloud State
J 8	W, 4-2	at St. Cloud State
J 14	W, 6-1	Alaska Anchorage
J 15	W, 3-2	Alaska Anchorage
J 21	W, 2-0	at Notre Dame
J 22	W, 2-0	at Notre Dame
F 4	W, 3-1	Minnesota
F 5	L, 3-5	Minnesota
F 11	L, 3-4	at Denver
F 12	T, 3-3*	at Denver
F 18	W, 5-1	Colorado College
F 19	L, 1-2	Colorado College
F 26	L, 2-4	at North Dakota
F 27	T, 1-1*	at North Dakota
M 4	T, 2-2*	at Minnesota Duluth
M 5	L, 3-4	at Minnesota Duluth
M 11	W, 5-4	Alaska Anchorage ^{WCHA}
M 12	L, 1-2	Alaska Anchorage ^{WCHA}
M 13	W, 2-1	Alaska Anchorage ^{WCHA}
M 17	L, 2-3	North Dakota ^{[1]^{WCHA}}
M 25	L, 1-4	Michigan ^{[19]^{NCAA}}

Record 23-14-4, 16-9-3 (T-3rd)

Coach Mike Eaves

2005-06

• NCAA Champions

Date	Result	Opponent
O 7	W, 3-2*	St. Lawrence
O 8	L, 1-2*	St. Lawrence
O 21	T, 2-2*	at St. Cloud State
O 22	W, 3-1	at St. Cloud State
O 28	W, 6-1	Alaska Anchorage
O 29	W, 5-1	Alaska Anchorage
N 4	W, 4-2	at North Dakota
N 5	W, 4-1	at North Dakota
N 11	T, 2-2*	Colorado College
N 12	W, 3-0	Colorado College
N 19	W, 2-1	Minnesota State
N 20	W, 3-2	Minnesota State
N 25	W, 3-1	at Michigan State ^{CHS}
N 26	W, 3-2	at Michigan ^{CHS}
D 2	W, 4-3	at Minnesota

D 3	W, 4-0	at Minnesota
D 9	L, 2-4	Michigan Tech
D 10	W, 7-0	Michigan Tech
D 18	E, 6-5	US U-18
D 30	W, 4-1	Western Michigan ^{BHS}
D 31	W, 5-1	Northern Michigan ^{BHS}
J 13	W, 3-2	at Colorado College
J 14	W, 9-1	at Colorado College
J 20	L, 0-1	Denver
J 21	L, 2-4	Denver
J 27	L, 4-5	Minnesota
J 28	L 1-3	Minnesota
F 3	W, 7-2	at Minnesota Duluth
F 4	L, 1-4	at Minnesota Duluth
F 11	W, 4-2	vs. Ohio State ^{THC}
F 17	W, 5-0	at Michigan Tech
F 18	T, 4-4*	at Michigan Tech
F 24	L, 4-6	at Minnesota State
F 25	L, 3-7	at Minnesota State
M 3	W, 1-0	St. Cloud State
M 4	W, 3-1	St. Cloud State
M 10	W, 4-1	Michigan Tech ^{WCHA}
M 11	W, 1-0	Michigan Tech ^{WCHA}
M 17	L, 3-4	vs. North Dakota ^{[1]^{WCHA}}
M 18	W, 4-0	vs. Minnesota ^{[1]^{WCHA}}
M 25	W, 4-0	vs. Bemidji State ^{[8]^{NCAA}}
M 26	W, 1-0**	vs. Cornell ^{[8]^{NCAA}}
A 6	W, 5-2	vs. Maine ^{[2]^{NCAA}}
A 8	W, 2-1	vs. Boston College ^{NCAA}

Record 30-10-3, 17-8-3 (T-2nd)

Coach Mike Eaves

2006-07

Date	Result	Opponent
O 6	W, 3-0	vs. Northern Michigan ^D
O 7	T, 3-3*	vs. Northern Michigan ^D
O 13	L, 2-3*	North Dakota
O 14	W, 1-0	North Dakota
O 20	T, 2-2*	Minnesota Duluth
O 21	W, 5-2	Minnesota Duluth
O 27	L, 0-3	Boston College
O 28	L, 1-4	Boston College
N 3	W, 3-2*	at Alaska Anchorage
N 4	L, 1-2	at Alaska Anchorage
N 10	L, 0-2	Denver
N 11	L, 3-4*	Denver
N 18	L, 1-2	at Minnesota
N 19	L, 1-3	at Minnesota
N 24	L, 3-4	Michigan ^{CHS}
N 25	W, 2-0	Michigan State ^{CHS}

D 8	W, 4-3	at North Dakota
D 9	W, 4-2	at North Dakota
D 29	L, 2-6	Clarkson ^{BHS}
D 30	W, 5-0	Providence ^{BHS}
J 5	L, 1-3	at Denver
J 6	W, 4-0	at Denver
J 12	W, 2-1	Minnesota
J 13	L, 0-1	Minnesota
J 26	L, 1-3	Minnesota State
J 27	W, 4-1	Minnesota State
F 2	L, 1-2*	at Colorado College
F 3	L, 2-4	at Colorado College
F 9	W, 4-0	Alaska Anchorage
F 10	W, 3-1	Alaska Anchorage
F 16	W, 3-1	St. Cloud State
F 17	T, 2-2*	St. Cloud State
F 23	L, 0-2	at Michigan Tech
F 24	L, 2-4	at Michigan Tech
M 2	W, 3-1	at Minnesota Duluth
M 3	T, 0-0*	at Minnesota Duluth
M 9	W, 3-2	at Denver ^{WCHA}
M 10	W, 2-1	at Denver ^{WCHA}
M 15	W, 4-0	vs. Michigan Tech ^{WCHA}
M 16	L, 2-4	vs. Minnesota ^{[1]^{WCHA}}
M 17	W, 4-3*	vs. St. Cloud State ^{WCHA}

Record 19-18-4, 12-13-3 (T-6th)

Coach Mike Eaves

2007-08

• NCAA Qualifier

Date	Result	Opponent
O 12	W, 4-1	vs. Notre Dame ^D
O 13	L, 3-5	vs. Ohio State ^D
O 19	W, 7-2	Robert Morris
O 20	W, 8-2	Robert Morris
N 2	L, 2-4	Michigan Tech
N 3	W, 4-2	Michigan Tech
N 9	W, 4-0	North Dakota
N 10	L, 1-3	North Dakota
N 16	L, 3-4	at Colorado College
N 17	L, 1-6	at Colorado College
N 23	L, 2-3	at Michigan ^{CHS}
N 24	T, 4-4*	at Michigan State ^{CHS}
N 30	W, 3-2	St. Cloud State
D 1	W, 4-3	St. Cloud State
D 7	L, 1-3	at Minnesota State
D 8	T, 1-1*	at Minnesota State
D 28	T, 2-2*	Colgate ^{BHS}
D 29	W, 5-3	Bowling Green ^{BHS}
J 4	L, 0-2	Colorado College
J 5	L, 1-3	Colorado College
J 11	L, 2-3	at Denver
J 12	W, 7-2	at Denver
J 18	W, 2-1	at Alaska Anchorage
J 19	T, 4-4*	at Alaska Anchorage
J 25	W, 3-1	Minnesota
J 26	T, 2-2*	Minnesota
F 1	W, 3-1	Minnesota Duluth
F 2	L, 1-2*	Minnesota Duluth
F 8	T, 1-1	at Michigan Tech
F 9	W, 4-1	at Michigan Tech
F 15	L, 0-3	Minnesota State
F 16	W, 4-2	Minnesota State
F 22	L, 2-4	at Minnesota
F 23	T, 4-4*	at Minnesota
F 29	W, 2-1	at St. Cloud State
M 1	L, 2-3	at St. Cloud State
M 14	L, 0-3	at St. Cloud State ^{WCHA}
M 15	L, 3-4*	at St. Cloud State ^{WCHA}
M 29	W, 6-2	vs. Denver ^{NCAA}
M 30	L, 2-3*	vs. North Dakota ^{NCAA}

Record 16-17-7, 11-12-5 (6th)

Coach Mike Eaves

2008-09

Date	Result	Opponent
O 10	L, 4-5	at Boston College
O 11	L, 1-5	at New Hampshire
O 17	L, 5-6	at Denver
O 18	L, 4-7	at Denver
O 24	T, 2-2*	Minnesota
O 25	L, 2-5	Minnesota
O 31	L, 2-3	at North Dakota
N 1	W, 5-2	at North Dakota
N 7	W, 3-2	Michigan Tech
N 8	W, 6-0	Michigan Tech
N 14	T, 3-3*	at Minnesota Duluth
N 15	W, 4-1	at Minnesota Duluth
N 21	L, 2-6	at St. Cloud State
N 22	W, 1-0	at St. Cloud State
N 28	W, 3-1	Michigan State ^{CHS}
N 29	W, 3-0	Michigan ^{CHS}
D 5	W, 3-2	Alaska Anchorage
D 6	W, 7-2	Alaska Anchorage
D 27	W, 5-0	Alabama-Huntsville ^B
D 28	T, 1-1*	Lake Superior State ^B
J 2	L, 2-3	Northern Michigan
J 3	L, 5-6*	Northern Michigan
J 9	W, 3-2	at Alaska Anchorage
J 10	W, 6-3	at Alaska Anchorage
J 16	W, 6-1	Colorado College
J 17	L, 3-4	Colorado College
J 30	W, 3-1	Minnesota Duluth
J 31	L, 0-1	Minnesota Duluth
F 6	W, 3-2	at Minnesota
F 7	W, 5-4	at Minnesota
F 20	L, 3-4*	Denver
F 21	L, 0-5	Denver
F 27	L, 3-4*	at Minnesota State
F 28	T, 3-3*	at Minnesota State
M 6	L, 1-2	North Dakota
M 7	W, 4-1	North Dakota
M 13	W, 7-1	Minnesota State ^W
M 14	W, 4-2	Minnesota State ^W
M 20	L, 0-3	Denver ^W
M 21	W, 4-1	North Dakota ^W

Record 20-16-4, 14-11-3 (T-3rd)

Coach Mike Eaves

Year-by-year Key

SITE KEY

- [1] St. Paul, Minn.
- [2] Milwaukee, Wis.
- [3] Windsor, Ontario
- [4] Detroit, Mich.
- [5] Northfield, Minn.
- [6] Athens, Ohio
- [7] Eau Claire, Wis.
- [8] Green Bay, Wis.
- [9] Champaign, Ill.
- [10] Denver, Colo.
- [11] Lake Placid, N.Y.
- [12] Boston, Mass.
- [13] Providence, R.I.
- [14] Bloomington, Minn.
- [15] Duluth, Minn.
- [16] Grand Forks, N.D.
- [17] Albany, N.Y.
- [18] Minneapolis, Minn.
- [19] Grand Rapids, Mich.

SYMBOL KEY

- * number of overtimes
- CHS College Hockey Showcase
- BHS Badger Hockey Showdown
- E Exhibition Game
- H Hartmeyer Arena
- HOF U.S. Hockey Hall of Fame Game
- MAV Maverick Stampede
- FTHC Frozen Tundra Hockey Classic/U.S. Hockey Hall of Fame Game, Lambeau Field, Green Bay, Wis.
- NCAA NCAA playoff game
- WCHA WCHA playoff game

NOTE: From the 1984-85 season through 1988-89, the WCHA and Hockey East played interconference games that counted as league games.

All-Time Series Records

Team	Year(s)	W-L-T (pct.)
Air Force	1982	2-0-0 (1.000)
Alabama Huntsville	1989-08	4-0-0 (1.000)
Alaska Anchorage*	1990-09	42-13-9 (.727)
Alaska-Fairbanks	1989-93	7-0-0 (1.000)
Army	1965-67	1-2-0 (.333)
Augsburg	1966	2-0-0 (1.000)
Austrian Nationals	1967	0-1-0 (.000)
Bemidji State	2006	1-0-0 (1.000)
Boston College	1970-08	9-11-0 (.450)
Boston University	1972-00	6-8-0 (.429)
Bowling Green	1967-07	7-3-1 (.682)
Brown	1966-01	3-2-0 (.600)
Calgary, Univ. of (ex)	1991	0-1-0 (.000)
Carleton College	1925-64	3-1-1 (.700)
Chicago Athletic Assoc.	1928-30	2-1-0 (.667)
Clarkson	1973-06	4-3-2 (.556)
Colgate	1972-07	4-0-1 (.900)
Colorado College*	1965-09	105-57-8 (.641)
Connecticut	1967	1-0-0 (1.000)
Cornell	1970-06	4-2-0 (.667)
CSKA - St. Petersburg (ex)	2000	0-1-0 (.000)
Czech Select Team (ex)	1992	0-1-0 (1.000)
Dalhousie	1982	1-1-0 (.500)
Denver*	1968-09	71-55-9 (.559)
Eagle River, Wis.	1934-35	0-2-0 (.000)
Eveleth (MN) Cubs (ex)	1925	0-2-0 (.000)
Eveleth (MN) Jr. College	1929	0-1-0 (.000)
Ferris State	1980-05	2-2-0 (.500)
Finnish National Team (ex)	1996	0-1-0 (.000)
Fort Frances, Ont.	1930	0-1-0 (.000)
French Olympic Team (ex)	2002	0-0-1 (.500)
Green Bay	1935	1-0-0 (1.000)
Gustavus Adolphus	1968	1-0-0 (1.000)
Hamline	1964	4-0-0 (1.000)
Harvard	1971-97	8-1-0 (.889)
Hibbing, Minn.	1930	0-1-0 (.000)
HV-71, Sweden (ex)	1997	0-1-0 (.000)
Illinois-Chicago ¹	1981-90	8-0-0 (1.000)
Illinois Club	1963-67	3-0-0 (1.000)
Janesville Hockey Club	1925-27	4-0-1 (.900)
Janesville YMCA	1924	2-0-0 (1.000)
Lake Forest College	1964-70	10-0-0 (1.000)
Lake Superior State	1982-08	3-1-1 (.700)
UMass-Amherst	2000	2-0-0 (1.000)
UMass-Lowell	1984-88	7-1-1 (.833)
Macalester College	1963-65	7-1-0 (.875)
Madison Hockey Club	1934	1-0-0 (.000)
Maine	1984-06	9-4-0 (.629)
Manitoba, Univ. of	1927	0-1-0 (.000)
Marquette	1935	1-0-0 (1.000)
Marquette	1923-33	6-8-2 (.438)
Marquette, Mich.	1927-29	2-1-0 (.667)
Mercyhurst	2004	2-0-0 (1.000)
Miami (Ohio)	1979-93	2-0-0 (1.000)
Michigan*	1922-08	51-63-7 (.450)
Mich. School of Mines	1933	0-2-0 (1.000)
Michigan State*	1964-08	40-45-3 (.472)
Michigan Tech*	1929-08	90-44-8 (.662)
Milwaukee Athletic Club	1922	0-1-0 (.000)
Milwaukee Rowing Club	1932-35	2-1-0 (.667)
Minnesota*	1922-09	82-150-18 (.364)

ADDING IT UP

Most Games Played

1. Minnesota	.250
2. Colorado College	.170
3. Minnesota Duluth	.155
4. North Dakota	.152
5. Michigan Tech.	.142

Most Wins

1. Colorado College	105
2. Michigan Tech.	90
3. Minnesota Duluth	86
4. North Dakota	83
5. Minnesota	82

Most Losses

1. Minnesota	150
2. Michigan	63
3. North Dakota	60
4. Colorado College	57
5. Minnesota Duluth	56

Most Ties

1. Minnesota	18
2. Minnesota Duluth	13
3. North Dakota	10
4. Denver	9
Alaska Anchorage	9
6. Colorado College	8

Best Win Percentage

(min. 20 games)

1. Alaska Anchorage	42-13-9 (.727)
2. Notre Dame	40-18-7 (.669)
3. Michigan Tech	90-44-8 (.662)
4. Colorado College	105-57-8 (.641)
5. Northern Michigan	43-24-6 (.630)

Longest Win Streaks

13	2/24/89-10/18/91	MTU
11	11/18/81-1/21/83	CC
10	2/5/65-2/11/06	OSU
10	10/15/99-3/3/01	MTU
9	2/1/85-1/23/87	CC
9	10/18/86-11/5/88	MTU
9	11/14/87-12/1/89	UND
9	3/21/92-11/20/93	CC
9	11/13/93-12/1/95	MTU
9	1/10/98-3/2/02	UMD

Team	Year(s)	W-L-T (pct.)
Minnesota Duluth*	1967-09	86-56-13 (.597)
Minnesota State*	1999-09	17-13-4 (.559)
Moscow Dynamo (ex)	1988	0-1-0 (.000)
Nebraska-Omaha	1998-03	5-0-0 (1.000)
New Hampshire	1977-98	14-2-0 (.875)
North Dakota*	1968-09	83-60-10 (.575)
North Dakota Aggies	1929	2-0-0 (1.000)
Northeastern	1971-02	9-3-0 (.750)
Northern Michigan	1981-09	43-24-6 (.630)
Notre Dame	1922-07	40-18-7 (.669)
Ohio State	1965-07	10-1-0 (.909)
Ohio University	1965-70	15-2-0 (.882)
Oshkosh Hockey Club	1928	1-0-0 (1.000)
Pennsylvania	1968	2-0-0 (1.000)
Princeton	1970-2000	3-0-0 (1.000)
Providence	1966-2006	10-3-0 (.769)
Riga 2000 (ex)	2003	1-0-0 (1.000)
Robert Morris	2007	2-0-0 (1.000)
RPI	1971-2002	6-4-0 (.600)
Russia-Dynamo	1977	0-1-0 (.000)
St. Cloud State*	1988-08	40-24-8 (.611)
St. John's	1966-68	2-1-0 (.667)
St. Lawrence	1977-06	11-2-1 (.821)
St. Louis	1971-77	3-2-1 (.583)
St. Mary's	1963-68	6-2-0 (.750)
St. Petersburg Red Army (ex)	1994	0-0-1 (.500)
St. Thomas	1964-66	3-1-1 (.700)
Shamrock Hockey Club	1934	1-0-0 (1.000)
Sokol-Kiev, USSR (ex)	1989	0-1-0 (.000)
Soviet Selects (ex)	1987	0-1-0 (.000)
Soviet Traktor (ex)	1978	0-1-0 (.000)
Spartak, Moscow (ex)	1984	0-1-0 (.000)
Spartak, USSR	1976	0-1-0 (.000)
Sweden Select Team (ex)	1997	0-1-0 (.000)
Swiss Selects (ex)	1995	0-1-0 (.000)
Team Canada (ex)	1990	0-1-0 (.000)
Team Italy (ex)	2002	1-0-0 (1.000)
Torpedo Gorky	1979-80	0-2-0 (.000)
Union	2003	1-0-0 (1.000)
U.S. International	1983-84	4-0-0 (1.000)
U.S. Nationals*	1971-82	1-1-0 (.500)
U.S. Olympic Team**	1975-87	1-6-0 (.143)
USSR Jr. Nationals (ex)	1981	0-1-0 (.000)
UW-Superior ²	1965-73	6-2-0 (.750)
Valerenga IF, Norway (ex)	1999	0-1-0 (.000)
Vermont	1974-96	2-1-0 (.667)
Virginia, Minn. (ex)	1925	1-0-0 (1.000)
Watertown Hockey Club	1934	1-0-0 (1.000)
Wausau Hockey Club	1927-35	4-2-1 (.643)
Wayne State	2001-06	1-1-0 (.500)
West German Nationals (ex)	1983	0-1-0 (.000)
Western Michigan	1964-06	10-4-1 (.700)
Western Ontario	1971-81	8-1-0 (.889)
Windsor	1981	2-0-0 (1.000)
Wisconsin Rapids	1935	1-0-0 (1.000)
Yale	1973-2005	7-2-1 (.750)

* - record includes one exhibition win

** - record includes two exhibition losses

• - 2009-10 opponent

ex - exhibition game

1 - previously Chicago Circle

2 - previously Superior State

All-Time Series Scores

ALASKA ANCHORAGE

UW leads 42-13-9 (.727)

In Madison	24-7-3
In Anchorage	18-6-6
Playoffs	5-3-0
Overtime	4-0-9
Largest win	8-2, 2/18/00
Largest loss	4-1 (3x), 03/14/03
Last Five	4-0-1
Last 10	8-1-1
Longest win streak	8 games
	2/1/97-11/13/98
Avg. goals for	3.39
Avg. goals against	2.05

Date	Site	Result
N 19-90	Madison	W 2 - 1
N 20-90	Madison	T 2 - 2*
D 10-93	Anchorage	W 5 - 4
D 11-93	Anchorage	W 4 - 1
M 5-94	Madison	W 5 - 1
M 6-94	Madison	W 4 - 3*
J 6-95	Anchorage	W 3 - 1
J 7-95	Anchorage	L 2 - 4
J 5-96	Anchorage	L 0 - 1
J 6-96	Anchorage	W 6 - 3
D 6-96	Anchorage	W 6 - 2
D 7-96	Anchorage	T 5 - 5*
J 31-97	Madison	T 2 - 2*
F 1-97	Madison	W 4 - 3*
O 31-97	Anchorage	W 4 - 2
N 1-97	Anchorage	W 3 - 1
J 30-98	Madison	W 2 - 1
J 31-98	Madison	W 3 - 1
M 13-98	Madison ^w	W 6 - 1
M 14-98	Madison ^w	W 6 - 2
N 13-98	Madison	W 2 - 1
N 14-98	Madison	T 2 - 2*
J 15-99	Anchorage	L 1 - 3
J 16-99	Anchorage	L 1 - 2
D 10-99	Madison	W 5 - 2
D 11-99	Madison	L 1 - 4
F 18-00	Anchorage	W 8 - 2
F 19-00	Anchorage	W 5 - 0
N 10-00	Madison	L 3 - 5
N 11-00	Madison	L 2 - 3
F 2-01	Anchorage	T 3 - 3*
F 3-01	Anchorage	W 3 - 2*
N 30-01	Anchorage	L 1 - 4
D 1-01	Anchorage	T 3 - 3*
F 1-02	Madison	W 5 - 4
F 2-02	Madison	L 2 - 3
J 17-03	Anchorage	T 2 - 2*
J 18-03	Anchorage	T 1 - 1*
F 7-03	Madison	W 4 - 1
F 8-03	Madison	W 4 - 2
F 27-04	Anchorage	W 3 - 0
F 28-04	Anchorage	W 3 - 1
M 12-04	Madison ^w	L 2 - 3
M 13-04	Madison ^w	W 4 - 0

M 14-04	Madison ^w	L 1 - 4
N 19-04	Anchorage	W 4 - 1
N 20-04	Anchorage	W 4 - 1
J 14-05	Madison	W 6 - 1
J 15-05	Madison	W 3 - 2
M 11-05	Madison ^w	W 5 - 4
M 12-05	Madison ^w	L 1 - 2
M 13-05	Madison ^w	W 2 - 1
O 28-05	Madison	W 6 - 1
O 29-05	Madison	W 5 - 1
N 3-06	Anchorage	W 3 - 2*
N 4-06	Anchorage	L 1 - 2
F 9-07	Madison	W 4 - 0
F 10-07	Madison	W 3 - 1
J 18-08	Anchorage	W 2 - 1
J 19-08	Anchorage	T 4 - 4*
D 5-08	Madison	W 3 - 2
D 6-08	Madison	W 7 - 2
J 9-09	Anchorage	W 3 - 2
J 10-09	Anchorage	W 6 - 3

64 games 217-131

* — overtime
W — WCHA playoff game

COLORADO COLLEGE

UW leads 105-57-8 (.641)

In Madison	55-27-4
In Colorado Springs	46-27-3
Neutral Site	4-2-1
Playoffs	12-6-0
Overtime	9-7-7
Largest win	9-1 (x2), 1/14/06
Largest loss	4-11, 3/8/81
Last Five	1-4-0
Last 10	3-7-0
Longest win streak	11 games
	11/18/81-1/21/83
Avg. goals for	4.33
Avg. goals against	3.36

Date	Site	Result
J 8-65	Madison	L 4 - 8
J 9-65	Madison	L 3 - 7
J 28-66	Colo. Spgs.	L 2 - 3
J 29-66	Colo. Spgs.	L 4 - 10
J 27-67	Madison	L 2 - 5
J 28-67	Madison	L 4 - 7
F 2-68	Colo. Spgs.	W 4 - 3
F 3-68	Colo. Spgs.	W 6 - 2
J 3-69	Madison	L 3 - 5
J 4-69	Madison	L 2 - 3*
F 20-70	Colo. Spgs.	W 5 - 3
F 21-70	Colo. Spgs.	W 4 - 3
J 8-71	Madison	W 7 - 1
J 9-71	Madison	W 8 - 2
D 10-71	Colo. Spgs.	W 7 - 2
D 11-71	Colo. Spgs.	W 5 - 3
J 14-72	Madison	W 6 - 5

J 15-72	Madison	W 7 - 6
N 3-72	Colo. Spgs.	L 6 - 10
N 4-72	Colo. Spgs.	W 5 - 0
N 17-72	Madison	W 6 - 3
N 18-72	Madison	W 5 - 3
D 28-72	St. Louis ^s	W 6 - 2
N 9-73	Madison	W 4 - 3
N 10-73	Madison	W 8 - 3
F 1-74	Colo. Spgs.	T 4 - 4*
F 2-74	Colo. Spgs.	W 8 - 3
D 6-74	Colo. Spgs.	W 7 - 4
D 7-74	Colo. Spgs.	L 2 - 5
J 24-75	Madison	W 5 - 3
J 25-75	Madison	L 4 - 6
N 21-75	Madison	L 5 - 6
N 22-75	Madison	W 6 - 3
F 6-76	Colo. Spgs.	W 4 - 3*
F 7-76	Colo. Spgs.	T 2 - 2*
N 12-76	Madison	W 6 - 5
N 13-76	Madison	W 5 - 4
J 21-77	Colo. Spgs.	W 6 - 3
J 22-77	Colo. Spgs.	W 4 - 1
M 9-77	Madison ^w	W 3 - 1
M 10-77	Madison ^w	W 3 - 1
N 4-77	Madison	W 8 - 6
N 5-77	Madison	L 4 - 5
F 2-78	Colo. Spgs.	W 5 - 4*
F 3-78	Colo. Spgs.	W 4 - 3
N 3-78	Madison	W 4 - 2
N 4-78	Madison	L 2 - 5
F 23-79	Colo. Spgs.	W 4 - 1
F 24-79	Colo. Spgs.	W 8 - 6
D 7-79	Madison	L 4 - 5*
D 8-79	Madison	W 5 - 4
F 22-80	Colo. Spgs.	W 6 - 2
F 23-80	Colo. Spgs.	L 6 - 7*
O 31-80	Madison	W 6 - 4
N 1-80	Madison	W 7 - 5
F 13-81	Colo. Spgs.	W 4 - 3*
F 14-81	Colo. Spgs.	L 2 - 4
M 7-81	Madison ^w	W 8 - 2
M 8-81	Madison ^w	L 4 - 11
N 18-81	Madison	W 6 - 3
N 20-81	Madison	W 6 - 3
N 21-81	Madison	W 7 - 2
J 20-82	Colo. Spgs.	W 6 - 1
J 22-82	Colo. Spgs.	W 7 - 6
J 23-82	Colo. Spgs.	W 9 - 6
N 3-82	Madison	W 7 - 4
N 5-82	Madison	W 9 - 1
N 6-82	Madison	W 5 - 1
J 19-83	Colo. Spgs.	W 4 - 1
J 21-83	Colo. Spgs.	W 8 - 3
J 22-83	Colo. Spgs.	L 1 - 3
F 25-83	Madison ^w	W 3 - 2
F 26-83	Madison ^w	W 5 - 2
N 18-83	Colo. Spgs.	W 2 - 1
N 19-83	Colo. Spgs.	W 3 - 2
D 22-83	Madison	L 5 - 6*
D 23-83	Madison	L 3 - 4
F 1-85	Madison	W 7 - 2
F 2-85	Madison	W 4 - 2
M 2-85	Madison ^w	W 2 - 1
M 3-85	Madison ^w	W 7 - 3
J 24-86	Colo. Spgs.	W 7 - 5

J 25-86	Colo. Spgs.	W 2 - 1
N 7-86	Madison	W 3 - 2*
N 8-86	Madison	W 3 - 2*
J 23-87	Colo. Spgs.	W 4 - 3
J 24-87	Colo. Spgs.	L 3 - 5
N 20-87	Madison	W 0 - 4
N 21-87	Madison	L 1 - 2
J 22-88	Colo. Spgs.	W 7 - 2
J 23-88	Colo. Spgs.	W 5 - 3
N 18-88	Madison	T 3 - 3*
N 19-88	Madison	L 1 - 4
D 29-88	Colo. Spgs.	W 6 - 2
D 30-88	Colo. Spgs.	W 4 - 2
D 8-89	Colo. Spgs.	W 5 - 0
D 9-89	Colo. Spgs.	L 5 - 6
F 9-90	Madison	W 7 - 3
F 10-90	Madison	W 9 - 5
N 16-90	Colo. Spgs.	W 5 - 3
N 17-90	Colo. Spgs.	W 3 - 2
F 8-91	Madison	W 5 - 2
F 9-91	Madison	W 4 - 2
D 6-91	Madison	W 7 - 4
D 7-91	Madison	W 6 - 3
F 21-92	Colo. Spgs.	L 2 - 6
F 22-92	Colo. Spgs.	L 1 - 2
M 21-92	St. Paul ^w	W 5 - 3
N 20-92	Madison	W 1 - 0
N 21-92	Madison	W 3 - 1
F 19-93	Colo. Spgs.	W 4 - 1
F 20-93	Colo. Spgs.	W 6 - 5*
M 12-93	Madison ^w	W 6 - 3
M 13-93	Madison ^w	W 10 - 3
N 19-93	Madison	W 6 - 3
N 20-93	Madison	W 4 - 2
F 11-94	Colo. Spgs.	L 3 - 8
F 12-94	Colo. Spgs.	W 5 - 2
J 13-95	Madison	L 2 - 5
J 14-95	Madison	W 8 - 1
M 18-95	St. Paul ^w	W 4 - 3*
O 13-95	Colo. Spgs.	L 4 - 8
O 14-95	Colo. Spgs.	L 2 - 6
D 8-95	Madison	L 2 - 4
D 9-95	Madison	L 1 - 2
M 9-96	Milwaukee ^w	L 4 - 6
N 16-96	Colo. Spgs.	L 3 - 7
N 17-96	Colo. Spgs.	L 4 - 5
F 7-97	Madison	W 5 - 2
F 8-97	Madison	L 2 - 6
M 7-97	Colo. Spgs. ^w	L 2 - 5
M 8-97	Colo. Spgs. ^w	L 0-1 ^{4st}
J 23-98	Colo. Spgs.	W 6 - 5*
J 24-98	Colo. Spgs.	W 4 - 0
M 20-98	Milwaukee ^w	W 5 - 2
F 11-99	Madison	W 5 - 4
F 13-99	Madison	L 0 - 3
D 3-99	Colo. Spgs.	W 4 - 3*
D 4-99	Colo. Spgs.	W 4 - 1
M 3-00	Madison	L 4 - 5
M 4-00	Madison	W 2 - 1
N 17-00	Madison	W 2 - 1
N 18-00	Madison	L 3 - 4*
F 23-01	Colo. Spgs.	L 4 - 5
F 24-01	Colo. Spgs.	W 5 - 3
M 15-01	St. Paul ^w	L 3 - 4
D 28-01	Milwaukee	T 3 - 3*

O 21-89 Madison W 8 - 2
 F 2-90 Houghton..... W 5 - 4
 F 3-90 Houghton..... W 7 - 2
 M 3-90 Madison^w W 5 - 2
 M 4-90 Madison^w W 4 - 3*
 O 12-90 Madison W 6 - 1
 O 13-90 Madison W 4 - 0
 J 11-91 Houghton..... W 3 - 1
 J 12-91 Houghton..... W 3 - 2
 O 18-91 Houghton..... W 5 - 2
 O 19-91 Houghton..... L 1 - 5
 N 8-91 Madison W 3 - 2*
 N 9-91 Madison W 4 - 3*
 N 6-92 Houghton..... W 6 - 5*
 N 7-92 Houghton..... L 1 - 8
 M 6-93 Madison L 4 - 5
 M 7-93 Madison T 3 - 3*
 N 12-93 Houghton..... L 0 - 4
 N 13-93 Houghton..... W 5 - 3
 F 4-94 Madison W 5 - 0
 F 5-94 Madison W 5 - 2
 M 19-94 Milwaukee^w W 8 - 3
 N 11-94 Houghton..... W 7 - 6
 N 12-94 Houghton..... W 4 - 1
 M 4-95 Madison W 7 - 1
 M 5-95 Madison W 7 - 5
 D 1-95 Madison W 6 - 2
 D 2-95 Madison L 2 - 4
 J 26-96 Houghton..... L 2 - 8
 J 27-96 Houghton..... T 6 - 6*
 J 3-97 Madison W 4 - 3
 J 4-97 Madison W 5 - 1
 N 14-97 Madison W 7 - 2
 N 15-97 Madison W 4 - 3*
 F 20-98 Houghton..... L 2 - 4
 F 21-98 Houghton..... L 3 - 4
 O 16-98 Madison L 1 - 2
 O 17-98 Madison W 3 - 2
 F 19-99 Houghton..... W 4 - 2
 F 20-99 Houghton..... L 3 - 4
 O 15-99 Madison W 7 - 2
 O 16-99 Madison W 5 - 3
 F 4-00 Houghton..... W 5 - 3
 F 5-00 Houghton..... W 3 - 0
 M 10-00 Madison^w W 4 - 0
 M 11-00 Madison^w W 9 - 4
 O 13-00 Houghton..... W 5 - 0
 O 14-00 Houghton..... W 4 - 2
 M 2-01 Madison W 5 - 3
 M 3-01 Madison W 1 - 0
 N 16-01 Madison L 0 - 1
 N 17-01 Madison W 5 - 0
 F 28-03 Houghton..... W 3 - 2
 M 1-03 Green Bay..... W 9 - 5
 N 7-03 Houghton..... W 9 - 4
 N 8-03 Houghton..... W 5 - 2
 J 9-04 Madison W 4 - 2
 J 10-04 Madison L 2 - 3
 O 22-04 Madison W 7 - 3
 O 23-04 Madison W 3 - 0
 D 9-05 Madison L 2 - 4
 D 10-05 Madison W 7 - 0
 F 17-06 Houghton..... W 5 - 0
 F 18-06 Houghton..... T 4 - 4
 M 10-06 Madison W 4 - 1
 M 11-06 Madison W 1 - 0
 F 23-07 Houghton..... L 0 - 2
 F 24-07 Houghton..... L 2 - 4
 M 15-07 St. Paul W 4 - 0
 N 2-07 Madison L 4 - 2
 N 3-07 Madison W 4 - 2

F 8-08 Houghton..... T 1 - 1*
 F 9-08 Houghton..... W 4 - 1
 N 7-08 Madison W 3 - 2
 N 8-08 Madison W 6 - 0
 142 games 599-429
 * — number of overtimes
 GL — Great Lakes Invitational
 Tournament
 N — NCAA playoff game
 W — WCHA playoff game

MINNESOTA

UW trails 82-150-18 (.364)

In Madison 49-61-12
 In Minneapolis..... 25-85-6
 Neutral Site 8-4-0
 Playoffs..... 14-13-0
 Overtime 8-19-18
 Largest win 10-1, 2/6/70
 9-0, 11/12/83
 Largest loss 2-12, 1/3/22
 Last Five 2-1-2
 Last 10 3-4-3
 Longest win streak 5 games
 11/12/99-3/17/00
 Avg. goals for 2.92
 Avg. goals against 3.68

Date	Site	Result
J 20-22	Madison	L 0 - 3
J 21-22	Madison	L 1 - 3
J 3-22	St. Paul	L 2 - 12
J 4-22	St. Paul	L 0 - 7
F 9-23	Madison	L 1 - 4
F 10-23	Madison	T 1-1**
F 26-23	Minneapolis	L 0 - 1*
F 27-23	Minneapolis	L 0 - 4
J 26-24	Madison	L 0 - 4
J 27-24	Madison	L 0 - 5
F 29-24	St. Paul	L 0 - 4
M 1-24	St. Paul	L 0 - 4
F 13-25	Madison	L 1 - 5
F 14-25	Madison	L 0-1**
M 13-25	Minneapolis	L 0 - 1
M 14-25	Minneapolis	L 0 - 2
J 15-26	Madison	T 0 - 0*
J 16-26	Madison	T 1 - 1*
M 10-26	Minneapolis	L 2 - 3
M 11-26	Minneapolis	L 1 - 2*
J 14-27	Madison	L 0 - 1
J 15-27	Madison	L 1 - 3
1927	Minneapolis	L NA
1927	Minneapolis	L NA
F 3-28	Madison	W 2-1**
F 4-28	Madison	T 1-1**
F 20-28	Minneapolis	L 0 - 1
F 21-28	Minneapolis	L 1 - 4
F 13-29	Madison	W 2 - 1
F 14-29	Madison	L 0 - 2
M 4-29	Minneapolis	L 0 - 2
M 5-29	Minneapolis	L 0 - 4
J 10-30	Madison	W 2 - 0
J 11-30	Madison	W 4 - 3
F 15-30	Minneapolis	L 1-2**
F 16-30	Minneapolis	W 2 - 1*

J 10-31 Madison W 3 - 1
 F 13-31 Minneapolis L 1 - 2
 F 14-31 Minneapolis L 1 - 4
 1932 Madison L 1 - 10
 1933 Madison L 1 - 6
 1933 Madison L 0 - 8
 1933 Madison L 0 - 3
 1934 Madison L 0 - 1
 1934 Madison L 0 - 7
 1935 Madison L 0 - 9
 J 1-65 Madison L 2 - 7
 J 2-65 Madison L 1 - 6
 D 18-65 Minneapolis L 1 - 5
 F 22-66 Madison W 5 - 4*
 D 17-66 Madison L 1 - 7
 J 9-68 Madison L 2 - 5
 F 9-68 Minneapolis L 2 - 3*
 F 10-68 Minneapolis L 3 - 5
 D 4-68 Minneapolis L 1 - 5
 D 28-68 Madison^{BT} T 3 - 3*
 J 8-69 Madison W 7 - 3
 D 21-69 Ann Arbor^{BT} W 4 - 3*
 F 6-70 Madison W 10- 1
 F 7-70 Madison L 3 - 5
 F 27-70 Minneapolis L 1 - 4
 F 28-70 Minneapolis W 2 - 0
 F 5-71 Minneapolis L 5 - 6*
 F 6-71 Minneapolis W 6 - 3
 F 19-71 Madison W 4 - 1
 F 20-71 Madison W 3 - 2*
 M 11-71 Madison^w L 3 - 4
 J 7-72 Madison W 9 - 1
 J 8-72 Madison L 0 - 3
 F 4-72 Minneapolis L 2 - 4
 F 5-72 Minneapolis L 5 - 7
 D 22-72 Minneapolis T 4 - 4*
 D 23-72 Minneapolis L 2 - 4
 D 30-72 St. Louis^s W 5 - 1
 M 2-73 Madison L 3 - 4
 M 3-73 Madison W 3 - 0
 M 5-73 Madison^w W 8 - 6
 M 6-73 Madison^w W 6 - 4
 N 2-73 Minneapolis W 3 - 2
 N 3-73 Minneapolis W 8 - 2
 F 8-74 Madison T 3 - 3*
 F 9-74 Madison T 4 - 4*
 D 27-74 Madison W 2 - 1
 D 28-74 Madison L 1 - 4
 J 3-75 Minneapolis L 2 - 4
 J 4-75 Minneapolis L 1 - 3
 N 28-75 Minneapolis W 4 - 2
 N 29-75 Minneapolis L 1 - 6
 F 13-76 Madison L 4 - 5*
 F 14-76 Madison W 9 - 3
 D 3-76 Minneapolis W 4 - 3*
 D 4-76 Minneapolis W 7 - 2
 F 7-77 Madison W 7 - 1
 F 8-77 Madison L 4 - 5
 M 12-77 Madison^w W 9 - 5
 M 13-77 Madison^w W 8 - 3
 N 25-77 Madison W 4 - 1
 N 26-77 Madison W 5 - 3
 F 17-78 Minneapolis L 2 - 3*
 F 18-78 Minneapolis W 3 - 1
 O 27-78 Minneapolis L 4 - 8
 O 28-78 Minneapolis W 6 - 5
 J 19-79 Madison L 2 - 3
 J 20-79 Madison W 4 - 3
 N 23-79 Minneapolis L 5 - 6
 N 24-79 Minneapolis L 2 - 7
 F 8-80 Madison L 4 - 6

F 9-80 Madison L 6 - 7
 N 28-80 Madison L 4 - 5*
 N 29-80 Madison W 8 - 3
 J 16-81 Minneapolis L 3 - 6
 J 17-81 Minneapolis L 4 - 8
 M 28-81 Duluth^w W 6 - 3
 N 6-81 Madison W 4 - 1
 N 7-81 Madison T 6 - 6*
 D 4-81 Minneapolis W 6 - 3
 D 5-81 Minneapolis L 4 - 6
 F 12-82 Madison L 1 - 2*
 F 13-82 Madison W 5 - 0
 M 9-82 Madison^w L 3 - 4
 M 10-82 Madison^w W 6 - 2
 O 29-82 Minneapolis T 4 - 4*
 O 30-82 Minneapolis L 8 - 9
 N 12-82 Madison W 4 - 3
 N 13-82 Madison L 1 - 5
 F 18-83 Minneapolis W 7 - 3
 F 19-83 Minneapolis L 1 - 5
 M 12-83 Minneapolis^w W 5 - 1
 M 13-83 Minneapolis^w W 3 - 2
 O 28-83 Minneapolis L 3 - 5
 O 29-83 Minneapolis L 6 - 7
 N 11-83 Madison W 3 - 1
 N 12-83 Madison W 9 - 0
 J 27-84 Madison W 5 - 4
 J 28-84 Madison L 1 - 4
 J 11-85 Minneapolis L 5 - 6
 J 12-85 Minneapolis W 5 - 4*
 M 9-85 Minneapolis^w L 0 - 6
 M 10-85 Minneapolis^w L 7 - 8
 D 6-85 Minneapolis L 4 - 5*
 D 7-85 Minneapolis L 2 - 6
 J 31-86 Madison W 7 - 4
 F 1-86 Madison W 6 - 4
 M 8-86 Minneapolis^w L 1 - 4
 M 9-86 Minneapolis^w L 3 - 7
 O 24-86 Madison L 2 - 3*
 O 25-86 Madison W 5 - 2
 F 20-87 Minneapolis L 2 - 5
 F 21-87 Minneapolis L 2 - 5
 M 6-87 Minneapolis^w W 2 - 1
 M 7-87 Minneapolis^w L 4 - 8
 O 30-87 Minneapolis L 3 - 5
 O 31-87 Minneapolis L 4 - 5*
 F 5-88 Madison L 0 - 1
 F 6-88 Madison W 2 - 1
 M 7-88 St. Paul^w W 3 - 2
 O 14-88 Madison L 2 - 3*
 O 15-88 Madison L 2 - 4
 F 17-89 Minneapolis L 1 - 4
 F 18-89 Minneapolis L 2 - 5
 M 6-89 St. Paul^w W 4 - 3
 M 24-89 Minneapolis^s L 2 - 4
 M 25-89 Minneapolis^s L 2 - 4
 N 3-89 Madison L 3 - 5
 N 4-89 Madison W 4 - 3
 F 16-90 Minneapolis W 6 - 3
 F 17-90 Minneapolis L 2 - 4
 M 12-90 St. Paul^w W 7 - 1
 D 8-90 Minneapolis L 4 - 9
 D 9-90 Minneapolis T 4 - 4*
 J 25-91 Madison L 3 - 5
 J 26-91 Madison L 1 - 8
 M 10-91 St. Paul^w L 2 - 3
 N 15-91 Minneapolis L 4 - 5
 N 16-91 Minneapolis L 1 - 4
 F 7-92 Madison L 1 - 2
 F 8-92 Madison W 4 - 1
 N 13-92 Minneapolis T 4 - 4*

N 14-92	Bloomington ^w	W 3 - 2
F 26-93	Madison	T 4 - 4*
F 27-93	Madison	L 2 - 4
M 19-93	St. Paul ^w	L 2 - 3*
J 8-94	Minneapolis	L 2 - 5
J 9-94	Minneapolis	L 3 - 4*
F 25-94	Madison	L 2 - 3
F 26-94	Madison	L 2 - 3
O 28-94	Minneapolis	L 1 - 2*
O 29-94	Minneapolis	L 2 - 5
J 27-95	Madison	L 2 - 6
J 28-95	Madison	W 6 - 5
J 19-96	Minneapolis	L 4 - 8
J 20-96	Minneapolis	L 0 - 5
F 23-96	Madison	W 6 - 3
F 24-96	Madison	W 7 - 4
M 8-96	Milwaukee ^w	L 3 - 4*
N 1-96	Madison	W 3 - 2
N 2-96	Madison	L 1 - 6
F 28-97	Minneapolis	L 3 - 4
M 1-97	Minneapolis	L 3 - 7
N 7-97	Madison	L 2 - 4
N 8-97	Madison	W 3 - 2
F 6-98	Minneapolis	L 1 - 4
F 7-98	Minneapolis	L 0 - 7
O 30-98	Madison	L 2 - 3
O 31-98	Madison	L 2 - 3
M 5-99	Minneapolis	W 6 - 4
M 6-99	Minneapolis	T 2 - 2*
N 12-99	Madison	W 4 - 3
N 13-99	Madison	W 5 - 4*
F 25-00	Minneapolis	W 4 - 2
F 26-00	Minneapolis	W 5 - 4
M 17-00	Minneapolis ^w	W 5 - 3
N 3-00	Minneapolis	L 0 - 4
N 4-00	Minneapolis	L 2 - 5
J 19-01	Madison	W 4 - 2
J 20-01	Madison	L 2 - 8
J 11-02	Madison	W 8 - 3
J 12-02	Madison	L 2 - 6
F 22-02	Minneapolis	L 3 - 6
F 23-02	Minneapolis	L 3 - 4*
D 6-02	Madison	L 0 - 3
D 7-02	Madison	L 2 - 3
F 14-03	Minneapolis	L 2 - 5
F 15-03	Minneapolis	L 1 - 8
N 14-03	Madison	T 3 - 3*
N 15-03	Madison	W 4 - 3
J 30-04	Minneapolis	L 2 - 4
J 31-04	Minneapolis	L 2 - 3
N 5-04	Minneapolis	L 2 - 3
N 6-04	Minneapolis	L 2 - 4
F 4-05	Madison	W 3 - 1
F 5-05	Madison	L 3 - 5
D 2-05	Minneapolis	W 4 - 3
D 3-05	Minneapolis	W 4 - 0
J 27-06	Madison	L 4 - 5
J 28-06	Madison	L 1 - 3
M 18-06	St. Paul ^w	W 4 - 0
N 18-06	Minneapolis	L 1 - 2
N 19-06	Minneapolis	L 1 - 3
J 12-07	Madison	W 2 - 1
J 13-07	Madison	L 0 - 1
M 16-07	St. Paul ^w	L 2 - 4
J 25-08	Madison	W 3 - 1
J 26-08	Madison	T 2 - 2*
F 22-08	Minneapolis	L 2 - 4
F 23-08	Minneapolis	T 4 - 4*
O 24-08	Madison	T 2 - 2*
O 25-08	Madison	L 2 - 5
F 6-09	Minneapolis	W 3 - 2

F 7-09 Minneapolis W 5 - 4

250 games 729-920

* — number of overtimes
 + — Game played at the Met
 BT — Big Ten Tournament game
 N — NCAA playoff game
 S — St. Louis Invitational
 Tournament
 W — WCHA playoff game

MINNESOTA-DULUTH

UW leads 86-56-13 (.597)

In Madison 50-22-5
 In Duluth 35-33-8
 Neutral Site 1-1-0
 Playoffs 2-3-0
 Overtime 7-4-13
 Largest win 9-2, 2/17/73
 3/10/78
 Largest loss 0-9, 3/3/84
 Last Five 2-2-1
 Last 10 5-2-3
 Longest win streak 7 games (2x)
 last: 10/23/99-3/2/02
 Avg. goals for 4.05
 Avg. goals against 3.29

Date	Site	Result
J 20-22	Madison	L 0 - 3
F 4-67	Duluth	L 1 - 6
J 6-68	Madison	L 2 - 4
J 30-70	Duluth	W 5 - 4
J 31-70	Duluth	L 2 - 4
D 4-70	Madison	W 2 - 1
D 5-70	Madison	L 4 - 6
J 1-72	Duluth	W 6 - 5*
J 2-72	Duluth	L 3 - 4
F 16-73	Madison	W 6 - 2
F 17-73	Madison	W 9 - 2
J 25-74	Duluth	W 6 - 3
J 26-74	Duluth	L 1 - 4
N 15-74	Madison	W 4 - 2
N 16-74	Madison	W 7 - 5
J 10-75	Duluth	W 6 - 4
J 11-75	Duluth	L 5 - 8
N 14-75	Duluth	L 6 - 9
N 15-75	Duluth	L 2 - 4
J 16-76	Madison	W 10 - 4
J 17-76	Madison	L 2 - 3
N 5-76	Duluth	W 5 - 4
N 6-76	Duluth	W 7 - 1
F 18-77	Madison	W 7 - 4
F 19-77	Madison	W 6 - 4
N 18-77	Madison	W 4 - 3
N 19-77	Madison	W 6 - 2
J 13-78	Duluth	T 3 - 3*
J 14-78	Duluth	W 5 - 4
M 10-78	Madison ^w	W 9 - 2
M 11-78	Madison ^w	W 5 - 4
N 24-78	Madison	T 3 - 3*
N 25-78	Madison	W 6 - 3
J 26-79	Duluth	T 5 - 5*
J 27-79	Duluth	L 6 - 10
N 9-79	Madison	L 7 - 8

N 10-79	Madison	W 7 - 3
F 15-80	Duluth	L 3 - 5
F 16-80	Duluth	L 4 - 8
D 5-80	Duluth	L 2 - 3
D 6-80	Duluth	W 5 - 3
J 23-81	Madison	W 7 - 2
J 24-81	Madison	W 4 - 3
O 30-81	Duluth	W 6 - 1
O 31-81	Duluth	W 6 - 1
J 8-82	Madison	W 8 - 3
J 9-82	Madison	W 4 - 3*
F 26-82	Duluth	L 8 - 9
F 27-82	Duluth	W 8 - 6
D 3-82	Madison	L 3 - 5
D 4-82	Madison	W 7 - 2
J 7-83	Madison	W 7 - 4
J 8-83	Madison	W 6 - 2
F 4-83	Duluth	L 3 - 6
F 5-83	Duluth	W 3 - 1
D 2-83	Madison	L 5 - 6*
D 3-83	Madison	L 1 - 4
J 13-84	Duluth	L 1 - 7
J 14-84	Duluth	L 4 - 6
F 17-84	Duluth	L 2 - 4
F 18-84	Duluth	L 1 - 6
M 2-84	Duluth ^w	L 3 - 6
M 3-84	Duluth ^w	L 0 - 9
N 16-84	Duluth	L 2 - 4
N 17-84	Duluth	L 1 - 6
F 8-85	Madison	L 4 - 5
F 9-85	Madison	L 1 - 8
N 1-85	Madison	W 5 - 3
N 2-85	Madison	W 4 - 3
F 7-86	Duluth	W 7 - 3
F 8-86	Duluth	L 3 - 5
N 14-86	Duluth	L 1 - 2*
N 15-86	Duluth	W 5 - 2
J 9-87	Madison	W 3 - 2*
J 10-87	Madison	L 1 - 2
J 8-88	Madison	W 10 - 4
J 9-88	Madison	L 2 - 3
F 12-88	Duluth	W 7 - 2
F 13-88	Duluth	W 5 - 4
N 25-88	Duluth	W 4 - 2
N 26-88	Duluth	T 1 - 1*
J 13-89	Madison	W 5 - 1
J 14-89	Madison	W 2 - 1*
N 24-89	Madison	L 4 - 9
N 25-89	Madison	W 3 - 0
J 5-90	Duluth	L 3 - 4
J 6-90	Duluth	W 4 - 2
O 26-90	Duluth	L 4 - 3
O 27-90	Duluth	W 6 - 1
J 4-91	Madison	W 7 - 0
J 5-91	Madison	W 6 - 1
M 2-91	Madison	W 5 - 1
M 3-91	Madison	W 5 - 2
N 1-91	Madison	W 4 - 2
N 2-91	Madison	L 2 - 3
J 31-92	Duluth	W 4 - 1
F 1-92	Duluth	T 6 - 6*
N 27-92	Duluth	L 5 - 8
N 28-92	Duluth	L 1 - 2*
F 5-93	Madison	W 6 - 2
F 6-93	Madison	L 2 - 5
M 20-93	St. Paul ^w	L 5 - 7
O 29-93	Duluth	L 4 - 5
O 30-93	Duluth	T 5 - 5*
J 21-94	Madison	W 6 - 1
J 22-94	Madison	L 3 - 4
O 15-94	Duluth	W 6 - 5

N 4-94	Madison	T 2 - 2*
N 5-94	Madison	L 3 - 4
F 19-95	Milwaukee ^e	W 6 - 3
N 10-95	Duluth	L 2 - 3
N 11-95	Duluth	L 2 - 5
F 2-96	Madison	W 4 - 2
F 3-96	Madison	W 5 - 3
N 22-96	Madison	W 5 - 3
N 23-96	Madison	L 0 - 4
J 24-97	Duluth	W 6 - 3
J 25-97	Duluth	W 4 - 1
N 21-97	Duluth	W 3 - 0
N 22-97	Duluth	W 4 - 2
J 9-98	Madison	T 2 - 2*
J 10-98	Madison	W 5 - 3
N 6-98	Duluth	W 3 - 1
N 7-98	Duluth	W 3 - 1
J 8-99	Madison	W 4 - 3
J 9-99	Madison	W 5 - 2
O 22-99	Madison	L 1 - 3
O 23-99	Madison	W 6 - 1
D 1-00	Duluth	W 5 - 4
D 2-00	Duluth	W 4 - 3*
N 9-01	Duluth	W 5 - 1
N 10-01	Duluth	W 4 - 1
M 1-02	Madison	W 3 - 1
M 2-02	Madison	W 5 - 1
N 15-02	Duluth	L 1 - 4
N 16-02	Duluth	W 2 - 1*
J 17-03	Madison	W 2 - 1*
J 18-03	Madison	L 2 - 6
M 5-04	Madison	T 2 - 2*
M 6-04	Madison	L 4 - 2
D 3-04	Madison	W 3 - 2
D 4-04	Madison	W 3 - 2
M 4-05	Duluth	T 2 - 2*
M 5-05	Duluth	L 3 - 4
F 3-06	Duluth	W 7 - 2
F 4-06	Duluth	L 1 - 4
O 20-06	Madison	T 2 - 2*
O 21-06	Madison	W 5 - 2
M 2-07	Duluth	W 3 - 1
M 3-07	Duluth	T 0 - 0*
F 1-08	Madison	W 3 - 1
F 2-08	Madison	L 1 - 2*
N 14-08	Duluth	T 3 - 3*
N 15-08	Duluth	W 4 - 1
J 30-09	Madison	W 3 - 1
J 21-09	Madison	L 0 - 1

155 games 627-510

* — number of overtimes
 # — UMD home game played at the Bradley Center
 W — WCHA playoff game

MINNESOTA STATE

UW leads 17-13-4 (.559)

In Madison 13-4-1
 In Mankato 4-9-3
 Neutral Site 0-0-0
 Playoffs 4-2-0
 Overtime 2-4-8
 Largest win 7-3, 3/9/02
 Largest loss 3-7, 2/25/06

Last Five 3-1-1
 Last 10 4-4-2
 Longest win streak 3 games 2x)
 last: 12/11/04-11/12/05
 Avg. goals for3.15
 Avg. goals against2.74

Minnesota State joined the WCHA for the 1999-2000 season, becoming the 10th member of the league and 14th school to ever join the WCHA.

Date	Site	Result
J 23-99	Madison	L 2 - 4
J 24-99	Madison	W 3 - 2
J 21-00	Mankato	W 5 - 2
J 22-00	Mankato	L 0 - 3
O 20-01	Madison	W 3 - 2
O 21-01	Madison	W 4 - 3*
J 18-02	Mankato	L 1 - 3
J 19-02	Mankato	W 5 - 4
M 8-02	Madison ^W	W 3 - 2*
M 9-02	Madison ^W	W 7 - 3
J 3-03	Madison	L 2 - 3*
J 4-03	Madison	T 4 - 4*
M 14-03	Mankato ^W	L 1 - 2
M 15-03	Mankato ^W	L 5 - 6**
D 12-03	Madison	W 4 - 1
D 13-03	Madison	W 3 - 2
J 2-04	Mankato	T 3 - 3*
J 3-04	Mankato	W 6 - 2
D 10-04	Mankato	L 3 - 4*
D 11-04	Mankato	W 3 - 2
N 11-05	Madison	W 2 - 1
N 12-05	Madison	W 3 - 2
F 24-06	Mankato	L 4 - 6
F 25-06	Mankato	L 3 - 7
J 26-07	Madison	L 1 - 3
J 27-07	Madison	W 4 - 1
D 7-07	Mankato	L 1 - 3
D 8-07	Mankato	T 1 - 1*
F 15-08	Madison	L 0 - 3
F 16-08	Madison	W 4 - 2
F 27-09	Mankato	L 3 - 4*
F 28-09	Mankato	T 3 - 3*
M 13-09	Madison ^W	W 7 - 1
M 14-09	Madison ^W	W 4 - 2

34 games 107-93
 *— overtime
 W — WCHA playoff game

NORTH DAKOTA

UW leads 83-60-10 (.575)
 In Madison 43-24-3
 In Grand Forks 36-30-7
 Neutral Site 4-6-0
 Playoffs 13-7-3
 Overtime 12-8-9
 Largest win 12-1, 3/6/71
 Largest loss 1-8, 2/29/80
 Last Five 3-2-0
 Last 10 6-4-0
 Longest win streak 9 games

..... 11/14/87-12/1/89
 Avg. goals for3.97
 Avg. goals against3.27

Date	Site	Result
D 13-68	Madison	W 7 - 5
D 14-68	Madison	W 11 - 7
N 14-69	Grand Forks	W 8 - 4
N 15-69	Grand Forks	W 7 - 4
M 6-71	Madison	W 12 - 1
M 7-71	Madison	W 4 - 2
N 26-71	Grand Forks	L 1 - 2
N 27-71	Grand Forks	W 3 - 2
M 11-72	Grand Forks ^W	T 1 - 1*
M 12-72	Grand Forks ^W	W 5 - 1
J 26-73	Madison	W 8 - 3
J 27-73	Madison	W 4 - 3
F 22-74	Grand Forks	L 4 - 5*
F 23-74	Grand Forks	W 7 - 1
J 31-75	Grand Forks	W 8 - 7
F 1-75	Grand Forks	T 2 - 2*
J 9-76	Madison	L 5 - 6*
J 10-76	Madison	L 2 - 5
D 10-76	Madison	W 6 - 2
D 11-76	Madison	W 11 - 6
J 14-77	Grand Forks	W 7 - 6*
J 15-77	Grand Forks	W 8 - 7*
F 24-78	Grand Forks	W 7 - 5
F 25-78	Grand Forks	L 2 - 4
N 17-78	Grand Forks	W 2 - 1*
N 18-78	Grand Forks	L 1 - 3
F 9-79	Madison	L 3 - 7
F 10-79	Madison	L 4 - 7
M 10-79	Grand Forks ^W	L 2 - 4
M 11-79	Grand Forks ^W	T 7 - 7*
F 29-80	Madison	L 1 - 8
M 1-80	Madison	L 3 - 4
F 6-81	Grand Forks	W 10 - 1
F 7-81	Grand Forks	W 5 - 4
J 29-82	Madison	L 0 - 3
J 30-82	Madison	W 3 - 0
F 19-82	Grand Forks	L 4 - 5*
F 20-82	Grand Forks	L 1 - 3
M 13-82	Grand Forks ^W	W 9 - 0
M 14-82	Grand Forks ^W	W 3 - 1
M 27-82	Providence ^N	L 2 - 5
N 19-82	Grand Forks	L 2 - 6
N 20-82	Grand Forks	L 0 - 4
J 28-83	Madison	T 2 - 2*
J 29-83	Madison	L 1 - 3
M 4-83	Grand Forks ^W	T 1 - 1
M 5-83	Grand Forks ^W	W 6 - 5 ^{3ot}
O 21-83	Madison	L 2 - 5
O 22-83	Madison	L 2 - 3
F 3-84	Grand Forks	T 3 - 3*
F 4-84	Grand Forks	W 6 - 4
N 30-84	Madison	W 6 - 5*
D 1-84	Madison	W 3 - 2
N 22-85	Madison	W 8 - 1
N 23-85	Madison	W 6 - 2
J 17-86	Grand Forks	L 2 - 8
J 18-86	Grand Forks	L 4 - 6
M 1-86	Madison ^W	W 6 - 2
M 2-86	Madison ^W	W 6 - 5
O 31-86	Grand Forks	L 4 - 9
N 1-86	Grand Forks	L 2 - 6
J 30-87	Madison	L 4 - 5
J 31-87	Madison	L 1 - 2
N 13-87	Grand Forks	L 3 - 4
N 14-87	Grand Forks	W 5 - 4
J 29-88	Madison	W 4 - 3

J 30-88	Madison	W 5 - 4*
M 6-88	St. Paul ^W	W 2 - 1
N 11-88	Madison	W 5 - 2
N 12-88	Madison	W 5 - 2
J 27-89	Grand Forks	W 3 - 2
J 28-89	Grand Forks	W 4 - 2
D 1-89	Grand Forks	W 7 - 5
D 2-89	Grand Forks	L 5 - 9
F 23-90	Madison	T 5 - 5*
F 24-90	Madison	W 5 - 4*
N 23-90	Madison	L 2 - 4
N 24-90	Madison	W 6 - 2
D 29-90	Milwaukee ^B	W 3 - 2
F 1-91	Grand Forks	W 5 - 3
F 2-91	Grand Forks	L 2 - 6
M 11-91	St. Paul ^W	L 2 - 5
J 3-92	Grand Forks	W 9 - 4
J 4-92	Grand Forks	L 2 - 6
F 28-92	Madison	W 8 - 2
F 29-92	Madison	W 4 - 2
D 4-92	Madison	L 2 - 3
D 5-92	Madison	W 10 - 2
J 15-93	Grand Forks	W 3 - 2
J 16-93	Grand Forks	W 5 - 2
N 5-93	Madison	W 7 - 3
N 6-93	Madison	L 4 - 5
J 28-94	Grand Forks	W 4 - 1
J 29-94	Grand Forks	L 4 - 5
M 11-94	Madison ^W	W 6 - 1
M 12-94	Madison ^W	W 4 - 2
D 9-94	Grand Forks	L 2 - 3*
D 10-94	Grand Forks	L 2 - 5
F 3-95	Madison	W 4 - 2
F 4-95	Madison	W 5 - 1
O 27-95	Grand Forks	W 3 - 1
O 28-95	Grand Forks	L 2 - 4
F 9-96	Madison	W 6 - 3
F 10-96	Madison	W 3 - 2
M 1-96	Grand Forks ^W	W 6 - 5*
M 2-96	Grand Forks ^W	W 5 - 4**
J 17-97	Grand Forks	W 5 - 2
J 18-97	Grand Forks	L 6 - 8
D 5-97	Madison	L 5 - 6
D 6-97	Madison	L 0 - 3
M 6-98	Grand Forks	L 3 - 6
M 7-98	Grand Forks	W 6 - 4
M 21-98	Milwaukee ^W	W 3 - 2
D 11-98	Grand Forks	L 1 - 6
D 12-98	Grand Forks	L 1 - 4
F 27-99	Madison	W 4 - 2
F 28-99	Madison	L 2 - 5
D 28-99	Milwaukee ^B	L 2 - 3*
J 14-00	Madison	W 3 - 2*
J 15-00	Madison	W 6 - 5*
M 18-00	Minneapolis ^W	L 3 - 5
F 2-01	Grand Forks	T 3 - 3*
F 3-01	Grand Forks	T 4 - 4*
O 26-01	Grand Forks	W 3 - 2
O 27-01	Grand Forks	L 4 - 6
D 7-01	Madison	W 7 - 6*
D 8-01	Madison	W 3 - 1
N 22-02	Grand Forks	L 0 - 2
N 23-02	Grand Forks	L 2 - 3
M 7-03	Madison	L 2 - 5
M 8-03	Madison	L 0 - 5
F 6-04	Madison	W 4 - 3*
F 7-04	Madison	W 5 - 2
N 12-04	Madison	W 1 - 0
N 13-04	Madison	W 5 - 2
F 26-05	Grand Forks	L 2 - 4
F 27-05	Grand Forks	T 1 - 1*

M 17-05 St. Paul^W L 2 - 3
 N 4-05 Grand Forks W 4 - 2
 N 5-05 Grand Forks W 4 - 1
 M 17-06 St. Paul^W L 3 - 4
 O 13-06 Madison L 2 - 3*
 O 14-06 Madison W 1 - 0
 D 8-06 Grand Forks W 4 - 3
 D 9-06 Grand Forks W 4 - 2
 N 9-07 Madison W 4 - 0
 N 10-07 Madison L 1 - 3
 M 30-08 Madison^N L 2 - 3*
 O 31-08 Grand Forks L 2 - 3
 N 1-08 Grand Forks W 5 - 2
 M 6-09 Madison L 1 - 2
 M 7-09 Madison W 4 - 1
 M 21 St. Paul^W W 4 - 1

 153 gp 608-500
 * — number of overtimes
 B — Badger Hockey Showdown
 N — NCAA playoff game
 W — WCHA playoff game

ST. CLOUD STATE

UW leads 40-24-8 (.611)
 In Madison 25-10-4
 In St. Cloud 14-13-4
 Neutral Site 1-1-0
 Playoffs 3-6-0
 Overtime 6-2-8
 Largest win 8-1, 12/13/88
 Largest loss 1-7, 2/15/97
 Last Five 1-4-0
 Last 10 5-4-1
 Longest win streak 6 games
 2/16/91-3/13/92
 Avg. goals for3.44
 Avg. goals against3.08

Date	Site	Result
D 13-88	Madison	W 8 - 1
O 16-89	Madison	W 4 - 3
J 9-90	St. Cloud	L 5 - 6
N 9-90	Madison	W 4 - 2
N 10-90	Madison	W 10 - 4
F 15-91	St. Cloud	T 7 - 7*
F 16-91	St. Cloud	W 6 - 2
O 25-91	St. Cloud	W 5 - 4
O 26-91	St. Cloud	W 5 - 4
M 7-92	Madison	W 5 - 4
M 8-92	Madison	W 6 - 2
M 13-92	Madison ^W	W 6 - 5*
M 14-92	Madison ^W	L 3 - 5
M 15-92	Madison ^W	W 4 - 3*
O 23-92	Madison	W 5 - 2
O 24-92	Madison	L 2 - 4
J 29-93	St. Cloud	W 6 - 5*
J 30-93	St. Cloud	W 6 - 3
J 14-94	Madison	W 4 - 1
J 15-94	Madison	L 1 - 6
M 18-94	Milwaukee ^W	L 2 - 3*
D 2-94	Madison	L 4 - 8
D 3-94	Madison	W 5 - 4
F 11-95	St. Cloud	L 4 - 5

F 12-95 St. Cloud T 4 - 4*
 N 17-95 St. Cloud T 3 - 3*
 N 18-95 St. Cloud L 2 - 5
 J 12-96 Madison W8 - 3
 J 13-96 Madison L 2 - 6
 O 18-96 Madison W2 - 0
 O 19-96 Madison L 2 - 3
 F 14-97 St. Cloud L 4 - 5
 F 15-97 St. Cloud L 1 - 7
 F 27-98 Madison L 3 - 7
 F 28-98 Madison W6 - 3
 F 5-99 St. Cloud W5 - 4*
 F 6-99 St. Cloud W3 - 1
 M 13-99 Madison^w L 2 - 5
 M 14-99 Madison^w L 2 - 2
 N 19-99 St. Cloud W4 - 3*
 N 20-99 St. Cloud L 0 - 4
 F 10-00 Madison W3 - 0
 F 11-00 Madison W5 - 3
 D 8-00 St. Cloud W3 - 1
 D 9-00 St. Cloud L 0 - 5
 F 16-01 Madison W3 - 2
 F 17-01 Madison L 1 - 5
 J 25-02 Madison T 2 - 2*
 J 26-02 Madison W4 - 1
 F 21-03 Madison T 2 - 2*
 F 22-03 Madison W4 - 3
 O 17-03 St. Cloud L 1-2
 O 18-03 St. Cloud L 1-3
 F 20-04 Madison T 1-1*
 F 21-04 Madison W3-0
 J 7-05 St. Cloud W6 - 0
 J 8-05 St. Cloud W4 - 2
 O 21-05 St. Cloud T 2 - 2*
 O 22-05 St. Cloud W3 - 1
 M 3-06 Madison W1 - 0
 M 4-06 Madison W3 - 1
 F 16-07 Madison W3 - 1
 F 17-07 Madison T 2 - 2*
 M 17-07 St. Paul^w W4 - 3*
 N 30-07 Madison W3 - 2
 D 1-07 Madison W4 - 3
 F 29-08 St. Cloud W2 - 1
 M 1-08 St. Cloud L 2 - 3
 M 14-08 St. Cloud^w L 0 - 3
 M 15-08 St. Cloud^w L 3 - 4*
 N 21-08 St. Cloud L 2 - 6
 N 22-08 St. Cloud W1 - 0

72 games 248-222

* — number of overtimes
 W — WCHA playoff game

All-Time Series Scores - Non-Conference

ALABAMA HUNTSVILLE

UW leads 4-0-0 (.1000)

In Madison.....	4-0-0
In Huntsville.....	0-0-0
Neutral.....	0-0-0
Playoffs.....	0-0-0

Date	Site	Result
D-12-89	Madison	W 5 - 3
O-18-02	Madison	W 4 - 2
O-19-02	Madison	W 3 - 2
D-27-08	Madison	W 5 - 0
4 games		17-7

BOSTON COLLEGE

UW trails 9-11-0 (.450)

In Madison.....	2-7-0
In Chestnut Hill.....	2-4-0
Neutral.....	5-0-0
Playoffs.....	2-0-0

Date	Site	Result
D-28-70	St. Louis	W 7 - 2
J-4-85	Madison	L 2 - 5
J-5-85	Madison	L 2 - 6
N-8-85	Chestnut Hill	W 5 - 4
N-9-85	Chestnut Hill	L 5 - 6
J-4-86	Madison	W 6 - 5
J-17-88	Chestnut Hill	L 4 - 5*
J-9-89	Madison	L 3 - 4*
D-29-89	Milwaukee	W 6 - 3
M-30-90	Detroit ^N	W 2 - 1
D-28-92	Milwaukee	W 10 - 3
M-25-00	Madison	L 1 - 4
O-27-00	Chestnut Hill	W 3 - 2
N-2-01	Madison	W 5 - 2
N-3-01	Madison	L 1 - 3
O-25-02	Chestnut Hill	L 2 - 4
A-8-06	Milwaukee ^N	W 2 - 1
O-27-06	Madison	L 0 - 3
O-28-08	Madison	L 1 - 4
O-10-08	Chestnut Hill	L 4 - 5
20 games		71-72

BOWLING GREEN

UW leads 7-3-1 (.682)

In Madison.....	5-1-0
In Bowling Green.....	2-1-1
Neutral.....	0-1-0
Playoffs.....	0-1-0

Date	Site	Result
D-12-67	Bowling Green	L 1 - 2
D-6-68	Madison	L 3 - 4

D-7-68	Madison	W 8 - 3
J-28-69	Bowling Green	W 11 - 1
M-24-78	Providence ^N	L 3 - 4
O-23-81	Madison	W 8 - 4
O-24-81	Madison	W 9 - 3
O-15-82	Bowling Green	W 4 - 3
O-16-82	Bowling Green	T 4 - 4*
D-28-94	Madison	W 4 - 3*
D-29-07	Madison	W 5 - 3
11 games		59-34

COLGATE

UW leads 4-0-1 (.900)

In Madison.....	2-0-1
Neutral.....	2-0-0
Playoffs.....	1-0-0

Date	Site	Result
N-10-72	Madison	W 13 - 3
N-11-72	Madison	W 13 - 1
A-1-90	Detroit ^N	W 7 - 3
D-29-02	Milwaukee ^{BO}	W 2 - 1
D-28-07	Madison	T 2 - 2*
5 games		37 - 10

FERRIS STATE

UW tied 2-2-0 (.500)

In Madison.....	2-2-0
In Grand Rapids.....	0-0-0
Neutral.....	0-0-0

Date	Site	Result
N-7-80	Madison	W, 8 - 2
N-8-80	Madison	W, 4 - 2
D-28-03	Madison ^B	L, 1 - 3
J-1-05	Madison ^B	L, 3 - 5
4 games		16 - 12

HARVARD

UW leads 8-1-0 (.889)

In Madison.....	5-1-0
In Boston.....	0-0-0
Neutral.....	3-0-0
Playoffs.....	1-0-0

Date	Site	Result
D-26-71	St. Louis	W 2 - 1*
D-29-76	Madison	L 3 - 4
D-30-76	Madison	W 7 - 5
M-20-82	Madison	W 6 - 1
M-21-82	Madison	W 4 - 3
M-26-83	Grand Forks ^N	W 6 - 2
D-21-85	Madison	W 5 - 4
D-22-85	Madison	W 5 - 4

D-27-92	Milwaukee	W 6 - 3
9 games		44-27

LAKE SUPERIOR STATE

UW ties 3-1-1 (.700)

In Madison.....	2-0-1
In Sault Ste. Marie.....	0-0-0
Neutral.....	1-1-0
Playoffs.....	0-1-0

Date	Site	Result
D-28-82	Madison	W 7 - 5
D-30-82	Madison	W 4 - 3
A-6-92	Albany ^N	L 3 - 5
D-29-94	Milwaukee	W 6 - 4
D-28-08	Madison	T 1 - 1*
6 games		20-19

MERCYHURST

UW leads 2-0-0 (1.000)

In Madison.....	2-0-0
In Erie.....	0-0-0
Playoffs.....	0-0-0
Overtime.....	0-0-0

Date	Site	Result
O-15-04	Madison	W 3 - 2
O-16-04	Madison	W 8 - 0
2 games		11-2

MERRIMACK

UW has never played Merrimack

In Madison.....	0-0-0
In North Andover.....	0-0-0
Playoffs.....	0-0-0
Overtime.....	0-0-0

MICHIGAN

UW trails 51-63-7 (.450)

In Madison.....	30-29-1
In Ann Arbor.....	15-24-5
Neutral.....	6-10-1
Playoffs.....	5-2-0
Overtime.....	4-8-7

Date	Site	Result
F-13-22	Madison	L 3 - 6
F-14-22	Madison	L 1 - 5

J-11-23	Ann Arbor	L 1 - 2
J-12-23	Ann Arbor	L 0 - 1
J-19-23	Madison	L 0 - 1
J-20-23	Madison	W 1 - 0
J-19-24	Ann Arbor	L 0 - 3
J-20-24	Ann Arbor	T 2 - 2**
F-15-24	Madison	L 0 - 3
F-16-24	Madison	L 1 - 3
F-27-25	Madison	L 0 - 2
F-28-25	Madison	L 0 - 1
F-12-26	Ann Arbor	T 1 - 1*
F-13-26	Ann Arbor	L 1 - 2
M-4-26	Madison	L 2 - 3
M-5-26	Madison	W 2 - 0
F-18-27	Madison	L 0 - 1
M-4-27	Windsor	L 1 - 2
M-5-27	Windsor	L 0 - 1*
M-7-27	Windsor	L 0 - 1
F-10-28	Madison	W 3 - 1
F-11-28	Madison	W 2-1**
F-27-28	Detroit	T 0 - 0*
F-28-28	Detroit	L 1 - 3
F-18-29	Madison	L 2 - 3*
F-19-29	Madison	W 3 - 0
M-1-29	Ann Arbor	L 1 - 3
M-2-29	Ann Arbor	T 2 - 2*
J-17-30	Madison	L 1 - 2**
J-18-30	Madison	W 3 - 2
F-28-30	Ann Arbor	L 1 - 5
M-1-30	Ann Arbor	T 0 - 0**
J-16-31	Madison	W 2 - 0
J-17-31	Madison	W 1 - 0*
F-19-31	Ann Arbor	T 0 - 0**
F-21-31	Ann Arbor	L 0 - 3
1932	Madison	L 0 - 5
1933	Madison	L 1 - 8
1933	Madison	L 1 - 2
1934	Madison	L 3 - 5
1935	Madison	L 0 - 6
1935	Madison	L 1 - 2
D-29-67	Minneapolis ^{BT}	L 0 - 8
N-29-68	Madison	W 5 - 4
N-30-68	Madison	L 3 - 5
F-28-69	Ann Arbor	L 5 - 8
M-1-69	Ann Arbor	L 0 - 2
N-28-69	Ann Arbor	W 4 - 3
N-29-69	Ann Arbor	L 1 - 4
D-28-69	St. Louis ^S	W 5 - 3
F-13-70	Madison	W 4 - 2
F-14-70	Madison	L 3 - 4
M-13-70	Denver ^W	W 2 - 1
D-11-70	Ann Arbor	L 4 - 5*
D-12-70	Ann Arbor	W 5 - 3
F-12-71	Madison	W 7 - 2
F-13-71	Madison	W 4 - 1
N-19-71	Madison	W 8 - 1
N-20-71	Madison	W 7 - 2
F-18-72	Ann Arbor	W 5 - 1
F-19-72	Ann Arbor	L 4 - 6
N-24-72	Ann Arbor	W 5 - 3
N-25-72	Ann Arbor	W 7 - 2
D-8-72	Madison	W 6 - 3
D-9-72	Madison	W 10 - 4
N-23-73	Ann Arbor	W 8 - 4
N-24-73	Ann Arbor	L 1 - 4
J-18-74	Madison	L 2 - 3*

N-19-94	Madison	W 4 - 2
J-20-95	Marquette	T 1 - 1*
J-21-95	Marquette	T 5 - 5*
M-10-95	Madison	L 3 - 4
M-11-95	Madison	W 5 - 4
M-12-95	Madison	W 5 - 1
D-15-95	Madison	W 4 - 3
D-16-95	Madison	W 4 - 2
F-16-96	Marquette	T 1 - 1*
F-17-96	Marquette	W 5 - 4
N-8-96	Marquette	W 5 - 2
N-9-96	Marquette	W 4 - 3
J-10-97	Madison	W 4 - 1
J-11-97	Madison	L 1 - 4
D-28-97	Milwaukee ^B	W 4 - 3
O-12-02	Madison	W 4 - 3
D-30-02	Milwaukee ^B	W 3 - 1
D-31-05	Madison ^B	W 5 - 1
O-6-06	Green Bay	W 3 - 0
O-7-06	Green Bay	T 3 - 3*
1-2-09	Madison	L 2 - 3
1-3-09	Madison	L 5 - 6*
73 games	304-247

NOTRE DAME

UW leads 40-18-7 (.669)

In Madison	21-8-2
In Notre Dame	15-9-5
Neutral	4-1-0
Playoffs	3-0-1
Overtime	1-0-1

Date	Site	Result
F-18-22	Notre Dame .L	0 - 3
F-6-26	MadisonT	1 - 1
F-17-68	Madison	W 16 - 2
J-30-69	Notre Dame .W	10 - 2
J-31-69	Notre Dame .W	12 - 0
F-14-69	Milwaukee . .W	5 - 1
F-15-69	MadisonW	10 - 2
D-5-69	MadisonW	7 - 3
D-6-69	MadisonW	5 - 1
D-19-70	Notre Dame .L	5 - 6
D-20-70	Notre Dame .T	3 - 3*
J-28-72	Notre Dame .W	5 - 3
J-29-72	Notre Dame .W	5 - 3
F-11-72	MadisonW	6 - 4
F-12-72	MadisonW	5 - 1
D-1-72	MadisonW	5 - 4*
D-2-72	MadisonW	5 - 3
F-23-73	Notre Dame .L	5 - 8
F-24-73	Notre Dame .L	2 - 4
M-9-73	Notre Dame ^w .T	4 - 4*
M-10-73	Notre Dame ^w .W	4 - 3
N-16-73	Notre Dame .W	6 - 2
N-17-73	Notre Dame .L	4 - 6
M-1-74	MadisonW	4 - 3
M-2-74	MadisonL	1 - 5
O-25-74	MadisonW	5 - 4
O-26-74	MadisonL	3 - 5
F-28-75	Notre Dame .T	3 - 3*
M-1-75	Notre Dame .W	9 - 2
D-5-75	Notre Dame .L	2 - 5
D-6-75	Notre Dame .T	2 - 2*
M-6-76	MadisonW	5 - 3
M-7-76	MadisonW	4 - 1
N-26-76	MadisonL	1 - 4

N-27-76	MadisonW	4 - 3
M-4-77	Notre Dame .W	8 - 3
M-5-77	MadisonW	12 - 1
D-8-78	Notre Dame .L	2 - 8
D-9-78	Notre Dame .W	7 - 6*
M-2-79	MadisonW	2 - 0
M-3-79	MadisonW	7 - 3
M-6-79	Madisonw . . .W	11 - 5
M-7-79	Madisonw . . .W	5 - 2
N-30-79	MadisonW	5 - 2
D-1-79	MadisonL	3 - 4
F-2-80	Notre Dame .L	3 - 4
F-3-80	Notre Dame .W	7 - 5
N-14-80	MadisonL	4 - 5*
N-15-80	MadisonW	4 - 0
F-27-81	Notre Dame .L	2 - 4
F-28-81	Notre Dame .W	7 - 0
D-28-89	Milwaukee ^B . .W	9 - 3
D-28-95	Milwaukee ^B . .L	2 - 3
D-10-97	MadisonL	2 - 4
D-12-97	Notre Dame .W	3 - 2
O-3-98	MadisonL	1 - 2
J-17-04	MadisonT	2-2*
J-18-04	MadisonL	1-3
J-21-05	South Bend . .W	2 - 0
J-22-05	Rosemont . . .W	2 - 0
O-12-07	DaytonW	4 - 1
65 games	308-188

OHIO STATE

UW leads 10-1-0 (9.09)

In Madison	3-0-0
In Columbus	3-0-0
Neutral	4-1-0
Playoffs	1-0-0
Overtime	1-0-0

Date	Site	Result
F-5-65	MadisonW	11 - 4
J-8-66	Columbus . . .W	8 - 1
F-10-67	Milwaukee . .W	10 - 1
D-28-67	Minneapolis .W	11 - 2
F-22-68	Columbus . . .W	11 - 2
D-27-68	MadisonW	10 - 2
J-25-69	MadisonW	10 - 1
J-29-69	Columbus . . .W	5 - 0
M-26-04	AlbanyNW	1 - 0*
F-11-06	Green Bay ^{FT} . .W	4 - 2
O-13-07	DaytonL	3 - 5
11 games	84-20

ROBERT MORRIS

UW leads 2-0-0 (1.000)

In Madison	2-0-0
In Bensenville	0-0-0
Neutral	0-0-0
Overtime	0-0-0

Date	Site	Result
O-19-07	MadisonW	7 - 2
O-20-07	MadisonW	8 - 2

2 games	15-4
---------	-------	------

YALE

UW leads 7-2-1 (.750)

In Madison	6-1-1
Neutral	1-1-0
Playoffs	0-0-0

Date	Site	Result
D-28-73	MadisonW	10 - 4
D-29-73	MadisonW	7 - 3
D-28-80	MadisonW	10 - 5
D-29-80	MadisonW	12 - 1
N-23-84	MadisonW	7 - 6
N-24-84	MadisonL	2 - 3
N-28-86	MadisonW	5 - 1
D-27-91	Milwaukee ^B . .W	6 - 1
D-27-98	Milwaukee ^B . .L	2 - 4
D-31-05	Madison ^BT	1 - 1*
10 games	62 - 27

Key	
B	Badger Hockey Showdown
BO	Bank One Showdown
BR	Brown Tournament
BT	Big Ten Tournament
CH	College Hockey Showcase
GL	Great Lakes Invitational
N	NCAA playoff game
S	St. Louis Invitational
W	WCHA playoff game
T	RPI Tournament, Troy, N.Y.

Team Records

Goals

Season

264	1976-77
254	1989-90
253	1981-82
WCHA: 192	1976-77
Opponent: 187	1975-76

Game

20	Windsor (10/16/81)
17	Western Michigan (1/5/68)
WCHA: 13	Michigan State (1/6/79)
Opponent: 13	St. Mary's (11/29/63)

Period

9	Windsor (1st, 10/16/81)
8	Ohio University (2nd, 2/24/67)
8	Northeastern (1st, 1/3/71)
WCHA: 7	Michigan State (2nd, 1/6/79)
Opponent: 6 (six times)	MR: UND (12/2/89)

Goals Per Game

7.03	1967-68
6.32	1968-69
6.08	1966-67

Game (both teams)

20	Windsor (10/16/81)
----	--------------------

Assists

Season

439	1976-77
420	1981-82
416	1989-90
WCHA: 310	1976-77
Opponent: 304	1978-79

Game

26	Michigan State (1/6/79)
22	Western Ontario (10/22/76)
22	Notre Dame (3/5/78)
22	Michigan State (1/6/79)
WCHA: 22	Notre Dame (3/5/78)
Opponent: 20	Michigan State (1/6/79)
	Northern Michigan (11/17/89)

Period

14	Western Ontario (3rd, 10/22/76)
WCHA: 12	Michigan State (2nd, 1/6/79)

Game (both teams)

30	at Northern Michigan (11/17/89)
----	---------------------------------

Points

Season

702	1976-77
673	1981-82
670	1989-90
WCHA: 502	1976-77
Opponent: 477	1984-85

Game

46	Windsor (10/16/81)
35	Michigan State (1/6/79)
WCHA: 35	Michigan State (1/6/79)
Opponent: 31	Northern Michigan (11/17/89)

Period

20	Air Force (3rd, 11/26/82)
20	Yale (1st, 12/28/80)

WCHA: 19	Michigan State (2nd, 1/6/79)
Opponent: 18	North Dakota (3rd, 2/29/80)

Game (both teams)

46	Windsor (10/16/81)
46	at Northern Michigan (11/17/89)
45	Michigan (2/5/77)

Power-play Goals

Season

93	1976-77•
72	1981-82
72	1989-90
66	1987-88
WCHA: 70	1976-77
Opponent: 67	1975-76

Game

7	Macalester (1/24/64)
6	Western Michigan (2/18/67)
6	Notre Dame (3/3/79)
Opponent: 6	Minnesota-Duluth (3/3/84)

Period

5	Michigan Tech (2nd, 11/5/88)
4	Colorado College (1st, 1/14/06)
4	Clarkson (1st, 1/5/80)
Opp: 3 (seven times)	MR: Maine (3/1/86)

Best PP Percentage/Season

39.1 % (93 goals in 238 attempts)	1976-77
-----------------------------------	---------

Short-handed Goals

Season

20	1982-83•
15	1981-82
14	1994-95
WCHA: 11	1981-82
Opponent: 14	1989-90

Game

6	UW-Superior (11/24/67)•
3	at Minnesota-Duluth (2/27/82)
3	Air Force (3rd, 11/26/82)
WCHA: 3	at Minnesota-Duluth (2/27/82)

Period

3	UW-Superior (2nd, 11/24/67)
3	Air Force (3rd, 11/26/82)

Penalties

Season

527	1991-92
491	1994-95
488	1993-94
WCHA: 428	1991-92
Opponent: 510	1994-95

Game

25	at North Dakota (12/10/94)
24	Michigan Tech (3/5/95)
23	Minnesota (2/20/87)
Opponent: 25	North Dakota (12/10/94)

Per Game

12.3	1991-92
11.6	1993-94
11.4	1994-95

Period

19	at North Dakota (1st, 12/10/94)
15	Colorado College (3rd, 12/7/91)
Opponent: 19	North Dakota (1st, 12/10/94)

Game (both teams)

50	at North Dakota (12/10/94)
----	----------------------------

Period (both teams)

38	at North Dakota (1st, 12/10/94)
----	---------------------------------

Penalty Minutes

Season

1,183	1991-92
1,145	1994-95
1,080	1993-94
WCHA: 959	1991-92
Opponent: 1,197	1994-95

Game

82	North Dakota (11/10/07)
74	Minnesota-Duluth (1/18/03)
71	Colorado College (2/20/93)
71	Alaska Anchorage (2/2/02)
Opponent: 91	Colorado College (2/20/93)

Per Game

27.5	1991-92
26.6	1994-95
25.7	1993-94

Period

66	North Dakota (3rd, 11/10/07)
59	Alaska Anchorage (3rd, 2/2/02)
48	at Boston University (2nd, 1/6/89)
45	Minnesota-Duluth (3rd, 1/18/03)
Opp: 66	North Dakota (3rd, 11/10/07)

Game (both teams)

172	North Dakota (11/10/07)
162	at Colorado College (2/20/93)
144	Alaska Anchorage (2/2/02)
140	Michigan Tech (3/4/95)

Period (both teams)

122	North Dakota (3rd, 11/10/07)
83	at UMass Lowell (3rd, 10/26/85)

Most Shots on Goal

Season

1,937	1976-77
1,898	1981-82
1,894	1989-90
1,832	1982-83
1,796	1977-78

Opponent: 1,578	1976-77
-----------------	---------

Game

78	at Northeastern (1/3/71)
78	Colorado College (11/17/72)

Opponent: 65	Michigan State (1/12/73)
--------------	--------------------------

Period

33	at Notre Dame (1st, 1/31/69)
33	Colorado College (3rd, 11/27/72)

Opponent: 27	Minnesota (3rd, 11/29/80)
--------------	---------------------------

Fewest Shots on Goal

Season

1,135	1995-96
1,162	1996-97
1,176	1998-99
1,183	2001-02
1,263	1997-98
Opponent: 557	1963-64

Game

11	vs. Alaska Anchorage (1/30/98)
12	at Alaska Anchorage (11/30/01)
13	at Minnesota (12/18/65)
	Minnesota (2/7/92)
Opponent: 11	Boston University (1/2/83)

Period

0	Cornell (3rd, 3/19/70)
1	MR: vs. UAA (1st, 1/30/98)
Opponent: 0	Northern Michigan (12/30/02)

Overtimes

Season

14 (record: 5-1-8)	2003-04
11 (2-4-5)	1988-89
10 (3-4-3)	1992-93
9 (1-3-5)	1973-74
9 (3-2-4)	2000-01
9 (2-3-4)	2002-03
WCHA: 10 (2-3-5)	1988-89

Shutouts

Season

9	2005-06
6	1981-82, 2004-05
5	1968-69
4	1982-83, 1999-00, 2003-04
WCHA: 5	2005-06

Most Times/Season

5	2006-07
3	1997-98
3	2001-02
WCHA: 4	2006-07

Goals-For Average

Highest/Season

7.03 (218 goals in 31 games)	1967-68
6.32 (215/34)	1968-69
6.08 (158/26)	1966-67
WCHA: 6.00	1976-77

Lowest/Season

2.27 (93 goals in 41 games)	2006-07
2.33 (93 goals in 40 games)	2002-03
2.58 (98 goals in 38 games)	1998-99
2.79 (123 goals in 43 games)	2003-04
3.07 (127 goals in 41 games)	2004-05
3.15 (123 goals in 39 games)	2001-02
3.24 (133 goals in 41 games)	2000-01
WCHA: 2.11	2006-07

Goals-Against Average

Highest/Season

4.92 (187 goals in 38 games)	1975-76
4.70 (108/23)	1964-65
4.58 (165/36)	1979-80
WCHA: 4.87	1979-80

Lowest/Season

1.79 (79 goals in 43 games)	2005-06
2.16 (93/43)	2003-04
2.20 (91/41)	2004-05
2.63 (121/46)	1981-82
2.66 (109/41)	1999-00
2.79 (106/38)	1971-72
2.79 (131/47)	1981-82
WCHA: 2.12	2005-06

100-Point Scorers

	Player	Years	GP	G	A	Pts		Player	Years	GP	G	A	Pts
1.	Mike Eaves	1974-78	160	94	173	267		Dean Talafous	1971-74	111	48	85	133
2.	Mark Johnson	1976-79	125	125	131	256	34.	John Taft	1972-77	156	36	95	131
3.	Theran Welsh	1977-81	161	34	194	228	35.	Jim Johannson	1982-86	148	63	67	130
4.	Tony Granato	1983-87	152	100	120	220	36.	Sean Hill	1988-91	124	35	94	129
5.	Scott Lecy	1977-81	151	83	127	210		Blaine Moore	1990-94	141	57	72	129
6.	Ron Vincent	1978-82	159	75	131	206		Tom Ulseth	1974-78	160	56	73	129
7.	Doug Macdonald	1988-92	152	75	114	189	39.	Marty Wiitala	1982-86	163	46	82	128
8.	Delbert DeHate	1966-70	95	108	80	188	40.	John Newberry	1980-82	78	68	59	127
9.	Les Grauer	1975-79	163	83	98	181	41.	James Boyd	1968-71	101	60	66	126
10.	Paul Houck	1981-85	165	82	95	177		Pat Ford	1984-88	155	48	78	126
	Paul Ranheim	1984-88	161	88	89	177		Max Williams	1992-96	148	65	61	126
12.	John Johannson	1980-84	171	64	112	176	44.	Joe Bianchi	1994-98	157	54	68	122
	Gary Shuchuk	1986-90	177	85	91	176	45.	Robbie Earl	2003-06	125	58	63	121
14.	Chris Tancill	1986-90	173	81	92	173		Dustin Kuk	1996-00	148	46	75	121
15.	Robert Poffenroth	1967-70	99	74	95	169	47.	Paul Stanton	1985-89	167	25	90	115
16.	Craig Norwich	1974-77	114	42	126	168	48.	Bruce Driver	1980-83	127	28	86	114
	Andrew Shier	1990-94	146	53	115	168	49.	Dany Heatley	1999-01	77	52	61	113
18.	Paul Houston	1981-85	152	73	94	167		Norm McIntosh	1974-78	158	27	86	113
19.	Dave Maley	1982-86	162	66	100	166	51.	James Young	1969-72	104	55	56	111
20.	Steve Alley	1972-77	159	75	90	165	52.	Max Bentley	1969-73	120	50	60	110
	John Byce	1986-90	169	77	88	165		Ryan MacMurchy	2002-06	164	44	66	110
22.	Gary Winchester	1970-74	144	83	80	163	54.	Todd Lecy	1979-83	149	50	57	107
23.	Steve Reinprecht	1996-00	154	72	90	162	55.	Pat Flatley	1981-83	76	42	64	106
24.	Jason Zent	1990-94	164	92	68	160		Rob Romanchuk	1975-79	162	54	52	106
25.	Peter Johnson	1978-82	153	82	77	159	57.	Jamie Spencer	1991-95	143	46	59	105
26.	Barry Richter	1989-93	170	52	104	156	58.	Rob Andringa	1987-91	179	16	88	104
27.	Tim Thomas	1981-86	151	41	113	154	59.	James Johnston	1969-73	144	52	51	103
28.	Dave Lundeen	1973-77	141	60	81	141		Dennis Olmstead	1972-74	75	45	58	103
29.	Kelly Fairchild	1991-94	125	56	83	139		Bob Suter	1975-79	157	27	76	103
30.	Murray Heatley	1968-71	86	75	62	137	62.	Joe Pavelski	2004-06	84	39	62	101
	Steve Tuttle	1984-88	147	63	74	137		Ted Pearson	1980-84	154	40	61	101
32.	Norm Cherrey	1969-73	145	66	67	133	64.	Timothy Dool	1969-73	140	46	54	100
								Brian Rafalski	1991-95	150	20	80	100
								Mike Strobel	1991-96	155	49	51	100
								Robert Lundeen	1971-75	143	35	65	100

Points

Season

All Games

Name	GP	G	A	Pts	Avg.
1. Mark Johnson ('78-79)	40	41	49	90	2.25
2. Mike Eaves ('77-78)	43	31	58	89	2.07
3. Mark Johnson ('77-78)	42	48	38	86	2.05
4. Craig Norwich ('76-77)	44	18	65	83	1.89
5. Mike Eaves ('76-77)	45	28	53	81	1.80
6. Mark Johnson ('76-77)	43	36	44	80	1.86
7. Gary Shuchuk ('89-90)	45	41	39	80	1.78
8. Bert DeHate ('67-68)	31	47	30	77	2.48
9. Scott Lecy ('80-81)	42	26	49	75	1.79
10. Tony Granato ('86-87)	42	28	45	73	1.74

WCHA Games

Name	GP	G	A	Pts	Avg.
1. Mike Eaves ('77-78)	32	25	45	70	2.19
Mark Johnson ('77-78)	31	39	31	70	2.26
3. Mark Johnson ('78-79)	31	28	41	69	2.23
4. Craig Norwich ('76-77)	31	14	49	63	2.03
5. Tony Granato ('86-87)	35	25	37	62	1.77
6. Mark Johnson ('76-77)	30	24	33	57	1.90
7. Mike Eaves ('76-77)	32	20	37	57	1.78
8. Tony Granato ('84-85)	34	26	29	55	1.62
9. Dave Maley ('85-86)	34	16	36	52	1.53
Steve Tuttle ('87-88)	35	23	29	52	1.49
Kelly Fairchild ('93-94)	32	15	37	52	1.63
Andrew Shier ('93-94)	32	14	38	52	1.63

Career

All Games

Name	GP	G	A	Pts	Avg.
1. Mike Eaves ('74-78)	160	94	173	267	1.67
2. Mark Johnson ('76-79)	125	125	131	256	2.05
3. Theran Welsh ('77-81)	161	34	194	228	1.42
4. Tony Granato ('83-87)	152	100	120	220	1.45
5. Scott Lecy ('77-81)	151	83	127	210	1.39
6. Ron Vincent ('78-82)	159	75	131	206	1.30
7. Doug Macdonald ('88-92)	152	75	114	189	1.24
8. Bert DeHate ('66-70)	95	108	80	188	1.98
9. Les Grauer ('75-79)	163	83	98	181	1.11
10. Paul Houck ('81-85)	165	82	95	177	1.07
Paul Ranheim ('84-88)	161	88	89	177	1.10

WCHA Games

Name	GP	G	A	Pts	Avg.
1. Mike Eaves ('74-78)	124	72	134	206	1.66
2. Mark Johnson ('76-79)	92	91	105	196	2.13
3. Tony Granato ('83-87)	122	85	99	184	1.51
4. Theran Welsh ('77-81)	121	26	147	173	1.43
5. Scott Lecy ('77-81)	113	63	91	154	1.36
6. Paul Ranheim ('84-88)	131	68	77	145	1.11
7. Ron Vincent ('78-82)	113	57	87	144	1.27
8. Craig Norwich ('74-77)	89	33	100	133	1.49
9. Les Grauer ('75-79)	124	64	68	132	1.06
10. Andrew Shier ('90-94)	109	38	93	131	1.20

YEAR-BY-YEAR LEADERS

Year	Name	GP	G	A	Pts.
1963-64	Ron Leszczynski, W	12	16	18	34
1964-65	Ray Clegg, W	22	27	22	49
1965-66	Chuck Kennedy, C	21	13	14	27
1966-67	Don Addison, D	26	12	28	40
1967-68	Bert DeHate, C	31	47	30	77
1968-69	Bert DeHate, C	34	36	25	61
1969-70	Bob Poffenroth, C	34	19	32	51
1970-71	Jim Boyd, C	34	19	30	49
1971-72	Gary Winchester, C	38	25	27	52
1972-73	Dennis Olmstead, C	40	23	32	55
1973-74	Dennis Olmstead, C	35	22	26	48
1974-75	Mike Eaves, C	38	17	37	54
1975-76	Mike Eaves, C	34	18	25	43
1976-77	Craig Norwich, D	44	18	65	83
1977-78	Mike Eaves, C	43	31	58	89
1978-79	Mark Johnson, C	40	41	49	90*
1979-80	Theran Welsh, D	36	7	51	58
1980-81	Scott Lecy, C	42	26	49	75
1981-82	John Newberry, C	39	38	27	65
1982-83	Paul Houck, LW	47	38	33	71
1983-84	Paul Houston, C	38	25	23	48
1984-85	Tony Granato, C-W	42	33	34	67
1985-86	Dave Maley, W	42	20	40	60
1986-87	Tony Granato, C-W	42	28	45	73
1987-88	Steve Tuttle, RW	45	27	39	66
1988-89	John Byce, RW	42	27	28	55
1989-90	Gary Shuchuk, C	42	41	39	80
1990-91	Sean Hill, D	37	19	32	51
1991-92	Doug Macdonald, C	33	16	28	44
Jason Zent, LW	43	27	17	44	
1992-93	Andrew Shier, RW	41	22	36	58
1993-94	Kelly Fairchild, C	42	20	44	64
1994-95	Max Williams, C	43	26	26	52
1995-96	Shawn Carter, W-C	40	17	28	45
1996-97	Brad Englehart, C-W	35	17	19	36
1997-98	Steve Reinprecht, C	41	19	24	43
1998-99	Steve Reinprecht, C	38	16	17	33
1999-00	Steve Reinprecht, C	37	26	40	66
2000-01	Dany Heatley, C-W	39	24	33	57
2001-02	Brad Winchester, W	38	14	20	34
2002-03	Rene Bourque, W	40	19	8	27
2003-04	Rene Bourque, W	42	16	20	36
2004-05	Joe Pavelski, C	41	16	29	45
2005-06	Joe Pavelski, C	43	23	33	56
2006-07	Andrew Joudrey, C	40	9	20	29
2007-08	Kyle Turris, C	36	11	24	35
2008-09	Jamie McBain, D	40	7	30	37

*—Wisconsin Record

Most Points In A Game

- 8 Tom French (4-4=8) vs. Illinois Club (12/13/63)
- 8 Ron Leszczynski (4-4=8) vs. Illinois Club (12/13/63)
- 8 Bert DeHate (5-3=8) vs. Ohio University (2/24/67)

Most Points In A Period

- 5 Bob Suter (2nd) vs. Denver (2/3/79)
- 5 Brian Mullen (2nd) at North Dakota (3/13/82)
- 4 12 times: most recently by Joe Pavelski/Tom Gilbert (1st) vs. CC (1/14/06)

Goals

Season

All Games

Name	GP	G
1. Mark Johnson ('77-78)	42	48
2. Bert DeHate ('67-68)	31	47
3. Mark Johnson ('78-79)	40	41
Gary Shuchuk ('89-90)	45	41
5. Chris Tancill ('89-90)	45	39
6. John Newberry ('81-82)	39	38
Paul Houck ('82-83)	47	38
8. Bert DeHate ('68-69)	34	36
Mark Johnson ('76-77)	43	36
Paul Ranheim ('87-88)	44	36

WCHA Games

Name	GP	G
1. Mark Johnson ('77-78)	31	39
2. Mark Johnson ('78-79)	31	28
3. Steve Tuttle ('86-87)	25	27
4. Tony Granato ('84-85)	34	26
Paul Ranheim ('87-88)	34	26
6. Mike Eaves ('77-78)	32	25
Tony Granato ('85-86)	27	25
Tony Granato ('86-87)	35	25
Chris Tancill ('89-90)	28	25
10. Mark Johnson ('76-77)	30	24

Career

All Games

Name	GP	G
1. Mark Johnson ('76-79)	125	125
2. Bert DeHate ('66-70)	95	108
3. Tony Granato ('83-87)	152	100
4. Mike Eaves ('74-78)	160	94
5. Jason Zent ('90-94)	164	92
6. Paul Ranheim ('84-88)	161	88
7. Gary Shuchuk ('86-90)	177	85
8. Gary Winchester ('70-74)	114	83
Les Grauer ('75-79)	163	83
Scott Lecy ('77-81)	151	83

WCHA Games

Name	GP	G
1. Mark Johnson ('76-79)	92	91
2. Tony Granato ('83-87)	122	85
3. Mike Eaves ('74-78)	124	72
4. Paul Ranheim ('84-88)	131	68
5. Jason Zent ('90-94)	124	67
6. Les Grauer ('75-79)	124	64
7. Scott Lecy ('77-81)	113	63
8. Ron Vincent ('78-82)	113	57
Gary Shuchuk ('86-90)	132	57
10. Chris Tancill ('86-90)	127	56

Most Goals In A Period

Only one player in UW history has ever scored four goals in a period. Mark Fitzgerald tallied four times in the second period in 1967, a feat that has not been equalled or bettered in nearly 35 years.

- 4 Mark Fitzgerald (2nd) vs. Ohio University (2/24/67)
- 3 16 times: most recently by John Byce (2nd) vs. Michigan Tech (11/5/88)

Most Goals In A Game

The Badger record for most goals in a game is five, held by three different players. It has been over 24 years since the feat was last accomplished, by Mark Johnson during the 1977-78 season.

- 5 Bert DeHate vs. Ohio University (2/24/67)
- 5 Mike Meeker vs. Michigan Tech (10/29/77)
- 5 Mark Johnson vs. Michigan Tech (1/27/78)

The Fastest...

Goal to Start a Game

Gary Winchester (1/20/73) and Steve Reinprecht (2/5/99) :09
Opp: Ryan Stoa, Minnesota (10/25/08) :06

Goal to Start a Period

Ron Vincent, 2nd (1/26/80) :05

Two Goals

Bob Suter/Rod Romanchuck, Denver (2/3/79) :06
Tony Granato/Jim Johannson, UMass-Lowell (10/27/85) :06

YEAR-BY-YEAR LEADERS

Year	Name	GP	Goals
1963-64	Ron Leszczynski, W	12	16
1964-65	Ray Clegg, W	22	27
1965-66	Chuck Kennedy, C	21	13
	Tom Obrodovich, W	21	13
1966-67	Jim Petruzates, W	26	23
	Tom Obrodovich, W	26	23
1967-68	Bert DeHate, C	31	47
1968-69	Bert DeHate, C	34	36
1969-70	Murray Heatley, W	32	25
1970-71	Norm Cherrey, W	34	21
	Murray Heatley, W	24	21
1971-72	Jim Young, W	36	26
1972-73	Gary Winchester, C	40	24
	Norm Cherrey, W	39	24
1973-74	Dennis Olmstead, C	35	22
1974-75	Steve Alley, W	38	23
1975-76	Mike Eaves, C	34	18
1976-77	Mark Johnson, C	43	36
1977-78	Mark Johnson, C	42	48*
1978-79	Mark Johnson, C	40	41
1979-80	Ron Vincent, W	35	24
1980-81	John Newberry, C	39	30
	Peter Johnson, W	42	30
1981-82	John Newberry, C	39	38
1982-83	Paul Houck, W	47	38
1983-84	Paul Houston, C	38	25
1984-85	Tony Granato, C-W	42	33
1985-86	Tony Granato, C-W	33	25
1986-87	Steve Tuttle, W	42	31
1987-88	Paul Ranheim, W	44	36
1988-89	John Byce, W-C	42	27
1989-90	Gary Shuchuk, C	45	41
1990-91	Doug Macdonald, C	31	20
1991-92	Jason Zent, W	43	27
1992-93	Dan Plante, W	42	26
	Jason Zent, W	40	26
1993-94	Blaine Moore, C	37	21
1994-95	Max Williams, C	43	26
1995-96	Max Williams, C	37	21
1996-97	Brad Englehart, C-W	35	17
1997-98	Steve Reinprecht, C	41	19
1998-99	Steve Reinprecht, C	38	16
1999-00	Dany Heatley, W	38	28
2000-01	Dany Heatley, C-W	39	24
2001-02	Matt Hussey, W	39	18
2002-03	Rene Bourque, W	40	19
2003-04	Rene Bourque, W	42	16
2004-05	Robbie Earl, W	41	20
2005-06	Robbie Earl, W	42	24
2006-07	Jake Dowell, W	41	19
2007-08	Michael Davies, W	39	13
	Ben Street, W	40	13
2008-09	Blake Geoffrion, C	35	15
	John Mitchell, W	40	15

*—Wisconsin Record

Two Goals/One Player

Steve Alley, Michigan State (1/29/77) :10

Three Goals

Max Williams/Troy Howard/Rick Enrico, UMD (2/3/96) :27
7:33/7:43/6:00 of 3rd

Assists

Season

All Games

Name	GP	A
1. Craig Norwich ('76-77)	44	65
2. Mike Eaves ('77-78)	43	58
3. Theran Welsh ('78-79)	41	54
4. Mike Eaves ('76-77)	45	53
5. Theran Welsh ('79-80)	36	51
6. Tim Thomas ('84-85)	42	50
7. Mark Johnson ('78-79)	40	49
Scott Lecy ('80-81)	40	49
9. Theran Welsh ('77-78)	43	45
Ron Vincent ('80-81)	36	45
Tony Granato ('86-87)	42	45
Andrew Shier ('93-94)	42	45

WCHA Games

Name	GP	A
1. Craig Norwich ('76-77)	31	49
2. Mike Eaves ('77-78)	32	45
3. Theran Welsh ('79-80)	30	42
4. Mark Johnson ('78-79)	31	41
5. Tim Thomas ('84-85)	34	39
6. Theran Welsh ('78-79)	32	38
Andrew Shier ('93-94)	32	38
8. Mike Eaves ('76-77)	32	37
Theran Welsh ('77-78)	32	37
Tony Granato ('86-87)	35	37
Kelly Fairchild ('93-94)	32	37

Most Assists In A Period

Only three players in UW history have been credited with assisting on four goals in the same period. That feat was last repeated in the 2005-06 season.

- 4 Don Addison (1st) vs. St. Mary's (1/6/67)
- 4 Bob Suter (2nd) vs. Denver (2/3/79)
- 4 Joe Pavelski (1st) vs. Colorado College (1/14/06)
- 3 21 times: most recently by Dan Boeser vs. Michigan Tech (3/1/03)

Most Assists In A Game

During the 1967-68 season, Mark Fitzgerald set the UW record scoring six assists in one game.

- 6 Mark Fitzgerald at Lake Forest (2/13/68)
- 5 16 times: accomplished twice during the 1999-2000 campaign by Dustin Kuk against Minn.-Duluth (10/23/99) and Steve Reinprecht vs. Neb.-Omaha (12/27/99).

Career

All Games

Name	GP	A
1. Theran Welsh ('77-81)	161	194
2. Mike Eaves ('74-78)	160	173
3. Mark Johnson ('76-79)	125	131
Ron Vincent ('78-82)	159	131
5. Scott Lecy ('77-81)	151	127
6. Craig Norwich ('74-77)	114	126
7. Tony Granato ('83-87)	152	120
8. Andrew Shier ('90-94)	146	115
9. Doug Macdonald ('88-92)	152	114
10. Tim Thomas ('81-86)	151	113

WCHA Games

Name	GP	A
1. Theran Welsh ('77-81)	121	147
2. Mike Eaves ('74-78)	124	134
3. Mark Johnson ('76-79)	92	105
4. Craig Norwich ('74-77)	89	100
5. Tony Granato ('83-87)	122	99
6. Andrew Shier ('90-94)	109	93
7. Scott Lecy ('77-81)	113	91
8. Ron Vincent ('78-82)	113	87
9. Tim Thomas ('81-86)	111	83
10. Paul Ranheim ('84-88)	131	77

YEAR-BY-YEAR LEADERS

Year	Name	GP	Assists
1963-64	Ron Leszczynski, W	12	18
1964-65	Ron Leszczynski, W	23	29
1965-66	Chuck Kennedy, C	21	14
1966-67	Don Addison, D	26	28
1967-68	Bob Poffenroth, C	31	34
1968-69	Bob Poffenroth, C	34	29
1969-70	Bob Poffenroth, C	34	32
1970-71	Jim Boyd, C	34	30
1971-72	Gary Winchester, C	38	27
1972-73	Dennis Olmstead, C	40	32
	Dean Talafous, C-W	40	32
1973-74	Dean Talafous, C-W	34	29
1974-75	Mike Eaves, C	38	37
1975-76	Craig Norwich, D	32	27
	Norm McIntosh, D	37	27
1976-77	Craig Norwich, D	44	65*
1977-78	Mike Eaves, C	43	58
1978-79	Theran Welsh, D	41	54
1979-80	Theran Welsh, D	36	51
1980-81	Scott Lecy, C	42	49
1981-82	Chris Chelios, D	43	43
	Ron Vincent, W	47	43
1982-83	Pat Flatley, W	43	44
1983-84	Jan-Ake Danielson, D	38	36
1984-85	Tim Thomas, D	42	50
1985-86	Dave Maley, W	42	40
1986-87	Tony Granato, C-W	42	45
1987-88	Steve Tuttle, W	45	39
1988-89	Paul Stanton, D	45	29
1989-90	John Byce, C-W	46	44
1990-91	Sean Hill, D	37	32
1991-92	Barry Richter, D	43	29
1992-93	Andrew Shier, W	41	36
1993-94	Andrew Shier, W	42	45
1994-95	Maco Balkovec, D	41	34
	Brian Rafalski, D	43	34
1995-96	Shawn Carter, W-C	40	28
1996-97	Brad Englehart, C-W	35	19
1997-98	Craig Anderson, D	41	30
1998-99	Dustin Kuk, W	37	22
1999-00	Steve Reinprecht, C	37	40
2000-01	Dany Heatley, C-W	39	33
2001-02	Kent Davyduke, C	35	25
2002-03	Ryan MacMurchy, W	39	14
2003-04	Rene Bourque, W	42	20
2004-05	Joe Pavelski, C	41	29
2005-06	Joe Pavelski, C	43	33
2006-07	Andrew Joudrey, C	40	20
2007-08	Kyle Turris, C	36	24
2008-09	Jamie McBain, D	40	37

*—Wisconsin Record

Game-winning Goals

Season

All Games

Name	GP	GWG
1. John Newberry ('81-82)	38	10
2. Steve Alley ('76-77)	45	9
Mark Johnson ('77-78)	42	9
4. Jim Young ('71-72)	36	8
Mark Johnson ('78-79)	40	8
Paul Houck ('82-83)	47	8
Chris Tancill ('88-89)	44	8
8. Bert DeHate ('67-68)	31	7
9. seven tied with		6
MR: Dany Heatley ('00-01)	39	6

WCHA Games

Name	GP	GWG
1. Mark Johnson ('78-79)	31	7
John Newberry ('81-82)	21	7
3. Mark Johnson ('77-78)	31	6
Dave Lundeen ('76-77)	31	6
Jim Young ('71-72)	26	6
6. Steve Alley ('76-77)	32	5
Tony Granato ('85-86)	27	5
Chris Tancill ('88-89)	33	5
Dany Heatley ('99-00)	28	5
10. many tied		4
MR: Dany Heatley ('00-01)	28	4

Career

All Games

Name	GP	GWG
1. Mark Johnson ('76-79)	125	20
2. Chris Tancill ('86-90)	173	16
Jason Zent ('90-94)	164	16
4. Bert DeHate ('66-70)	95	15
Tony Granato ('83-87)	152	15
John Newberry ('80-82)	78	15
Steve Reinprecht ('96-00)	154	15
8. Steve Alley ('72-77)	159	14
Paul Ranheim ('84-88)	161	14
D. Macdonald ('88-92)	152	14
Joe Bianchi ('94-98)	157	14

WCHA Games

Name	GP	GWG
1. Mark Johnson ('76-79)	92	16
2. Tony Granato ('83-87)	122	13
3. Paul Ranheim ('84-88)	131	12
Steve Reinprecht ('96-00)	113	12
5. John Newberry ('80-82)	48	11
Jason Zent ('90-94)	124	11
7. Dave Lundeen ('73-77)	111	10
Chris Tancill ('86-90)	127	10
D. Macdonald ('88-92)	102	10
Joe Bianchi ('94-98)	120	10

The Hat Trick

There have been 187 hat tricks in UW history, including 156 three-goal, 27 four-goal and three five-goal 'tricks'. Listed below are the most recent players to record a three-, four- or five-goal game.

Three goals

Jack Skille scored the most recent Badger hat trick when he tallied three goals against Minnesota State in a 4-1 victory on Jan. 27, 2007 at the Kohl Center.

Four goals

Ryan MacMurchy was the last player to score four goals in a game. On Jan. 8, 2005, MacMurchy scored all four Wisconsin goals in a 4-2 victory at St. Cloud State.

Five goals

Badger women's hockey coach Mark Johnson is one of only three players in UW history to score five goals in one game. On Jan. 27, 1978, Johnson hit the back of the net five times in a 10-2 win over Michigan Tech in Madison. (Bert DeHate, 2/24/67 and Mike Meeker, 10/29/77 previously accomplished the feat.)

Natural hat trick

Only seven players have notched a natural hat trick by recording three consecutive goals in a game. The most-recent Badger to accomplish a natural hat trick was Dany Heatley at Alaska Anchorage on Feb. 19, 2000. He scored the first three goals in a 5-0 win by the Badgers.

YEAR-BY-YEAR LEADERS

Year	Name	GWG
1963-64	Chan Young, W	2
1964-65	Ray Clegg, W	4
1965-66	Tom Obrodovich, W	3
1966-67	Jim Petruzates, W-C	4
1967-68	Bert DeHate, C	7
1968-69	Bert DeHate, C	6
1969-70	Murray Heatley, W	6
1970-71	four tied with	3
1971-72	Jim Young, W	8
1972-73	Lloyd Bentley, C	5
	Dean Talafous, W	5
1973-74	Dean Talafous, W	3
1974-75	Steve Alley, C	3
	Norm McIntosh, D	3
1975-76	Mike Eaves, C	2
	Rod Romanchuk, W	2
1976-77	Steve Alley, C	9
1977-78	Mark Johnson, C	9
1978-79	Mark Johnson, C	8
1979-80	Chuck Durocher, W	3
	Ron Griffin, W	3
1980-81	John Newberry, W	5
1981-82	John Newberry, W	10*
1982-83	Paul Houck, W	8
1983-84	Paul Houston, C	3
	John Johannson, C	3
1984-85	Tony Granato, C-W	6
1985-86	Tony Granato, C-W	5
1986-87	Paul Ranheim, W	6
1987-88	Steve Tuttle, W	5
1988-89	Chris Tancill, W	8
1989-90	Doug Macdonald, C	5
	Chris Tancill, W	5
1990-91	Doug Macdonald, C	4
1991-92	Jason Zent, W	5
1992-93	Jason Zent, W	6
1993-94	Jamie Spencer, W	4
1994-95	Mike Strobel, W	6
1995-96	Rick Enrico, W	4
1996-97	Joe Bianchi, C	4
1997-98	Joe Bianchi, C	5
	Steve Reinprecht, C	5
1998-99	Steve Reinprecht, C	4
1999-00	Dany Heatley, W	6
2000-01	Dany Heatley, C-W	6
2001-02	Brad Winchester, W	3
	Andy Wheeler, W	3
2002-03	Rene Bourque, W	4
2003-04	Rene Bourque, W	3
	Ryan MacMurchy, W	3
	Robbie Earl, W	3
2004-05	Adam Burish, W	5
	Robbie Earl, W	5
2005-06	Joe Pavelski, C	6
2006-07	Matthew Ford, W	3
	Jake Dowell, W	3
2007-08	Ben Street, W	4
2008-09	John Mitchell, W	4

*—Wisconsin Record

Power-play Goals

Season

All Games

Name	GP	PPG
1. Mark Johnson ('76-77)	43	17
Peter Johnson ('80-81)	42	17
Chris Tancill ('89-90)	45	17
4. Mark Johnson ('77-78)	42	16
Peter Johnson ('81-82)	44	16
6. Scott Lecy ('78-79)	35	15
Paul Ranheim ('87-88)	44	15
8. Paul Houck ('82-83)	47	14
Doug Macdonald ('88-89)	44	14
10. Ron Griffin ('79-80)	36	13
Tony Granato ('85-86)	33	13

WCHA Games

Name	GP	PPG
1. Mark Johnson ('77-78)	31	14
Paul Ranheim ('87-88)	34	14
3. Les Grauer ('78-79)	30	13
Scott Lecy ('78-79)	26	13
5. Mike Eaves ('76-77)	32	12
Steve Tuttle ('87-88)	35	12
John Byce ('88-89)	31	12
8. Mark Johnson ('76-77)	30	11
Mike Eaves ('77-78)	32	11
Chris Tancill ('89-90)	28	11

Most Power-play Goals In A Game

- 3 Lloyd Bentley vs. Michigan State (2/10/73)
- 3 Les Grauer vs. Minnesota (1/20/79)
- 3 Scott Lecy vs. Notre Dame (3/3/79)
- 3 Steve Tuttle vs. Boston University (1/2/87)
- 3 John Byce vs. Michigan Tech (11/5/88)

Career

All Games

Name	GP	PPG
1. Mark Johnson ('76-79)	125	47
2. Mike Eaves ('74-78)	160	40
3. Scott Lecy ('77-81)	115	37
4. Peter Johnson ('78-82)	153	35
Chris Tancill ('86-90)	173	35
6. Tony Granato ('83-87)	152	33
D. Macdonald ('88-92)	152	33
8. Les Grauer ('75-79)	163	31
9. Paul Houck ('81-85)	165	29
10. Paul Ranheim ('84-88)	161	28

WCHA Games

Name	GP	PPG
1. Mark Johnson ('76-79)	92	33
2. Mike Eaves ('74-78)	124	31
3. Scott Lecy ('77-81)	113	28
4. Tony Granato ('83-87)	122	27
5. Chris Tancill ('86-90)	127	26
6. Paul Ranheim ('84-88)	131	25
7. Les Grauer ('75-79)	124	23
Barry Richter ('89-93)	123	23
9. Steve Tuttle ('84-88)	118	22
10. Craig Norwich ('74-77)	89	21

YEAR-BY-YEAR LEADERS

Year	Name	PPG
1963-64	Tom French, W	4
	Chan Young, W-C	4
1964-65	Ray Clegg, W	8
1965-66	Don Addison, D	3
	Jeff Carlson, C-W	3
1966-67	Tom Obrodovich, W	8
1967-68	Bob Poffenroth, C	6
1968-69	John Jagger, D	7
1969-70	Bob Poffenroth, C	6
1970-71	Murray Heatley, W	7
1971-72	Jim Young, W	6
1972-73	Lloyd Bentley, C	10
1973-74	Dave Olmstead, C	8
1974-75	Don DePrez, W	12
1975-76	Craig Norwich, D	10
1976-77	Mark Johnson, C	17*
1977-78	Mark Johnson, C	16
1978-79	Scott Lecy, C	15
1979-80	Ron Griffin, D	13
1980-81	Peter Johnson, W	17*
1981-82	Peter Johnson, W	16
1982-83	Paul Houck, W	14
1983-84	Paul Houston, C	9
1984-85	Tony Granato, C-W	13
1985-86	Tony Granato, C-W	7
1986-87	Paul Ranheim, W	12
1987-88	Paul Ranheim, W	15
1988-89	Doug Macdonald, C	14
1989-90	Chris Tancill, C-W	17*
1990-91	Barry Richter, D	9
1991-92	Jason Zent, LW	11
1992-93	Barry Richter, D	9
1993-94	Blaine Moore, C-W	9
1994-95	Mike Strobel, W	10
1995-96	Mickey Elick, D	8
	Mike Strobel, W	8
1996-97	Darren Haley, W	5
1997-98	Craig Anderson, D	8
	Joe Bianchi, C	8
1998-99	Steve Reinprecht, C	5
1999-00	Dany Heatley, W	8
2000-01	Dany Heatley, C-W	10
2001-02	Brad Winchester, W	5
2002-03	Rene Bourque, W	7
2003-04	Robbie Earl, W	6
2004-05	Jake Dowell, C	6
	Joe Pavelski, C	6
2005-06	Joe Pavelski, C	11
2006-07	Jake Dowell, W	8
2007-08	Michael Davies, W	7
2008-09	Blake Geoffrion, C	10

* — Wisconsin Record

Short-handed Goals

Season

All Games

Name	GP	SHG
1. Norm Cherrey ('72-73)	39	6
2. Brian Mullen ('81-82)	32	5
Paul Houck ('82-83)	47	5
Steve Tuttle ('87-88)	45	5
5. Rod Romanchuk ('77-78)	43	4
Chuck Durocher ('79-80)	36	4
Kurt Semandel ('88-89)	39	4
Adam Burish ('04-05)	41	4
9. 13 players		3
MR: Derek Stepan ('08-09)	40	3

WCHA Games

Name	GP	SHG
1. Norm Cherrey ('72-73)	28	6
2. Steve Tuttle ('87-88)	35	5
3. Rod Romanchuk ('77-78)	32	4
Chuck Durocher ('79-80)	30	4
Kurt Semandel ('88-89)	29	4
6. James Boyd ('70-71)	22	3
Bob Lundeen ('74-75)	30	3
Mike Eaves ('77-78)	32	3
Brian Mullen ('80-81)	28	3
Brian Mullen ('81-82)	19	3
Chris Chelios ('82-83)	26	3
Jason Zent ('92-93)	31	3
Joe Bianchi ('96-97)	37	3
Andy Wheeler ('01-02)	37	3
Adam Burish ('04-05)	28	3

Most Short-handed Goals In A Game

It's been over 25 years since Norm Cherrey set the UW record for most shorthanded goals in a game.

- 3 Norm Cherrey vs. Minnesota-Duluth (2/17/73)

Most Short-handed Goals In A Period

Cherrey also shares the Badger mark for short-handed goals in a period, while Derek Stepan is the lone Badger to have two short-handed goals on the same penalty kill.

- 2 Norm Cherrey (2nd) vs. Minnesota-Duluth (2/17/73)
 2 Dan Gorowsky (2nd) vs. New Hampshire (12/30/78)
 2 Derek Stepan (2nd) vs. North Dakota (3/7/09)

Career

All Games

Name	GP	SHG
1. Norm Cherrey ('69-73)	145	9
John Johannson ('80-84)	171	9
3. Brian Mullen ('80-82)	71	8
Adam Burish ('02-06)	145	8
Steve Tuttle ('84-88)	147	8
Joe Bianchi ('94-98)	157	8
7. James Boyd ('68-71)	101	7
Rod Romanchuk ('75-79)	162	7
Mike Eaves ('74-78)	160	7
Paul Houck ('81-85)	165	7
Blaine Moore ('90-94)	141	7

WCHA Games

Name	GP	SHG
1. Adam Burish ('02-06)	92	7
Norm Cherrey ('69-73)	102	7
Mike Eaves ('74-78)	160	7
4. Brian Mullen ('80-82)	47	6
Ron Vincent ('78-82)	81	5
Joe Bianchi ('94-98)	120	5
Andy Wheeler ('97-01)	133	5
8. Les Grauer ('75-79)	124	4
Chris Chelios ('81-83)	52	4
Kurt Semandel ('85-89)	110	4
John Byce ('86-90)	124	4

YEAR-BY-YEAR LEADERS

Year	Name	SHG
1963-64	John Russo, D	2
1964-65	Don Addison, D	2
1965-66	John Russo, D	2
1966-67	Jim Petruzates, W-C	2
1967-68	Bert DeHate, C	3
1968-69	Jim Boyd, C	3
1969-70	two players with	1
1970-71	Jim Boyd, C	3
1971-72	five players with	1
1972-73	Norm Cherrey, W	6*
1973-74	three players with	1
1974-75	Bob Lundeen, D	3
1975-76	Mike Eaves, C	2
1976-77	two players with	2
1977-78	Rod Romanchuk, W	4
1978-79	two players with	2
1979-80	Chuck Durocher, W	4
1980-81	two players with	3
1981-82	Brian Mullen, W	5
1982-83	Paul Houck, W	5
1983-84	John Johannson, C	2
1984-85	Paul Houston, C-W	3
1985-86	two players with	2
1986-87	three players with	2
1987-88	Steve Tuttle, W	5
1988-89	Kurt Semandel, W	4
1989-90	two players with	2
1990-91	Don Granato, C-W	2
1991-92	three players with	2
1992-93	two players with	3
1993-94	two players with	2
1994-95	Joe Bianchi, C	3
1995-96	four players with	1
1996-97	Joe Bianchi, C	3
1997-98	four players with	1
1998-99	two players with	1
1999-00	Andy Wheeler, W	2
2000-01	Matt Murray, C	3
2001-02	Andy Wheeler, W	3
2002-03	three players with	1
2003-04	Adam Burish, C	2
2004-05	Adam Burish, W	4
2005-06	Adam Burish, W	2
	Joe Pavelski, C	2
2006-07	five players with	1
2007-08	Kyle Turris, C	1
	Ryan McDonagh, D	1
2008-09	Derek Stepan, C/W	3

*—Wisconsin Record

Penalties

Season

All Games

Name	GP	Pen
1. Dan Plante ('92-93)	42	56
Jason Zent ('91-92)	43	56
Jason Zent ('93-94)	42	56
4. Gary Suter ('85-86)	39	55
Chris Tok ('94-95)	43	55
6. Sean Hill ('90-91)	37	53
7. Dave Maley ('85-86)	42	52
Garry Bunz ('86-87)	35	52
Paul Stanton ('88-89)	45	52
Dan Plante ('91-92)	40	52

WCHA Games

Name	GP	Pen
1. Gary Suter ('84-85)	31	48
Garry Bunz ('86-87)	33	48
3. Jason Zent ('93-94)	32	46
4. Dave Maley ('85-86)	34	45
5. Sean Hill ('90-91)	26	43
Jason Zent ('91-92)	32	43
Dan Plante ('92-93)	32	43
8. Shaun Sabol ('86-87)	34	42
Chris Tok ('94-95)	32	42
10. Tim Thomas ('85-86)	34	40
Paul Stanton ('88-89)	34	40
Gary Shuchuk ('89-90)	35	40

Most Penalties In A Period

- 5 Gary Suter (3rd) at Maine (12/7/84)
- 5 Tom Sagissor (3rd) vs. Colorado College (2/10/90)
- 4 four times: most recently by Andy Wozniewski (3rd) vs. Ferris State (12/28/03)

Most Penalties In A Game

- 7 Don Addison vs. UW-Superior (11/25/66)
- 6 Bob Suter at North Dakota (11/17/78)
- 6 Tom Sagissor vs. Colorado College (2/10/90)

Career

All Games

Name	GP	Pen
1. Jason Zent ('90-94)	164	179
2. Bob Suter ('75-79)	157	177
3. Alex Brooks ('97-01)	159	144
4. Gary Shuchuk ('86-90)	177	143
5. Chris Tok ('91-95)	144	141
Ryan MacMurchy ('02-06)	164	141
7. Tom Sagissor ('86-90)	162	135
8. Dan Plante ('90-93)	115	133
9. Dave Maley ('82-86)	162	132
Paul Stanton ('85-89)	167	132

WCHA Games

Name	GP	Pen
1. Jason Zent ('90-94)	124	140
2. Bob Suter ('75-79)	122	139
3. Gary Shuchuk ('86-90)	132	113
4. Dave Maley ('82-86)	115	105
Paul Stanton ('85-89)	133	105
6. Tom Sagissor ('86-90)	121	104
7. Maco Balkovec ('91-95)	103	103
8. Dan Plante ('90-93)	85	100
9. Ryan MacMurchy ('02-06)	110	99
10. Sean Hill ('88-91)	87	98

YEAR-BY-YEAR LEADERS

Year	Name	GP	Pen.
1963-64	Bob Busse, D	16	36
1964-65	Bob Busse, D	23	40
1965-66	Don Addison, D	21	26
1966-67	Don Addison, D	26	35
1967-68	Dave Smith, W	28	29
1968-69	Murray Heatley, W	33	35
1969-70	Murray Heatley, W	32	22
1970-71	Jim Johnston, W	34	23
1971-72	Brian Erickson, D	38	30
1972-73	Tom Machowski, D	40	24
1973-74	Brian Engblom, D	36	27
1974-75	Brian Engblom, D	38	29
1975-76	Dave Herbst, C	29	36
1976-77	Bob Suter, D	38	49
1977-78	Bob Suter, D	42	51
1978-79	Bob Suter, D	40	47
1979-80	Jay McFarlane, D	36	30
1980-81	Jay McFarlane, D	42	40
1981-82	Bruce Driver, D	44	38
1982-83	Pat Ethier, D	47	44
1983-84	Gary Suter, D	35	34
1984-85	Gary Suter, D	39	55
1985-86	Dave Maley, W	42	52
1986-87	Garry Bunz, D	35	52
1987-88	Paul Stanton, D	45	41
1988-89	Paul Stanton, D	45	52
1989-90	Tom Sagissor, W	43	46
1990-91	Sean Hill, D	37	53
1991-92	Jason Zent, W	43	56*
1992-93	Dan Plante, W	42	56*
1993-94	Jason Zent, W	42	56*
1994-95	Chris Tok, D	43	55
1995-96	Mickey Elick, D	39	30
1996-97	Brad Englehart, C-W	35	39
1997-98	Erik Raygor, W	41	45
1998-99	Alex Brooks, D	37	31
1999-00	Alex Brooks, D	41	39
2000-01	Alex Brooks, D	41	38
2001-02	Erik Jensen, W	36	36
2002-03	Erik Jensen, W	35	31
2003-04	Andy Wozniewski, D	43	48
2004-05	Ryan MacMurchy, W	40	40
2005-06	Ryan MacMurchy, W	42	34
2006-07	Blake Geoffrion, W	36	27
2007-08	Blake Geoffrion, W	36	26
2008-09	John Mitchell, W	40	36

*—Wisconsin Record

Penalty Minutes

Season

All Games

Name	GP	PM
1. Dan Plante ('92-93)	42	142
2. Dave Maley ('85-86)	42	135
3. Garry Bunz ('86-87)	35	134
Jason Zent ('91-92)	43	134
5. Chris Tok ('94-95)	43	129
6. Paul Stanton ('88-89)	45	126
7. Tim Thomas ('85-86)	42	122
Tom Sagissor ('89-90)	43	122
Sean Hill ('90-91)	37	122
10. Jason Zent ('93-94)	42	120

WCHA Games

Name	GP	PM
1. Dave Maley ('85-86)	34	118
Garry Bunz ('86-87)	33	118
3. Dan Plante ('92-93)	32	108
Jason Zent ('91-92)	32	108
5. Tim Thomas ('85-86)	34	104
Paul Stanton ('88-89)	34	104
7. Sean Hill ('90-91)	26	102
John Mitchell ('08-09)	28	102
9. Jason Zent ('93-94)	32	100
10. Tom Sagissor ('88-89)	30	99

Career

All Games

Name	GP	PM
1. Jason Zent ('90-94)	164	397
2. Bob Suter ('75-79)	157	377
3. Ryan MacMurchy ('02-06)	164	342
3. Tom Sagissor ('86-90)	162	338
4. Gary Shuchuk ('86-90)	177	314
5. Paul Stanton ('85-89)	167	310
6. Dan Plante ('90-93)	115	309
7. Dave Lundeen ('73-77)	141	304
8. Chris Tok ('91-95)	144	302
9. Dave Maley ('82-86)	162	301
10. Alex Brooks ('97-01)	159	299

WCHA Games

Name	GP	PM
1. Jason Zent ('90-94)	124	319
2. Bob Suter ('75-79)	122	298
3. Paul Stanton ('85-89)	133	258
4. Gary Shuchuk ('86-90)	132	254
5. Tom Sagissor ('86-90)	121	249
6. Dave Maley ('82-86)	115	244
7. Maco Balkovec ('91-95)	103	233
8. Ryan MacMurchy ('02-06)	110	231
9. Dan Plante ('90-93)	85	232
10. Sean Hill ('88-91)	87	221
Blaine Moore ('90-94)	105	221

Most Penalty Minutes In A Period

- 22 Dustin Kuk (3rd) vs. Alaska Anchorage (11/14/98)
- 20 Mike Strobel (2nd) at Alaska Anchorage (1/6/95)
- 20 Kent Dayvduke (OT) vs. Colorado College (12/28/01)

Most Penalty Minutes In A Game

- 26 Dave Lundeen at Michigan State (3/11/76)
- 22 Pat Ethier at North Dakota (2/7/81)
- 22 Dustin Kuk vs. Alaska Anchorage (11/14/98)
- 22 Kent Dayvduke vs. Colorado College (12/28/01)

YEAR-BY-YEAR LEADERS

Year	Name	GP	PM
1963-64	Bob Busse, D	16	84
1964-65	Bob Busse, D	23	107
1965-66	Dick Keeley, C	19	88
1966-67	Don Addison, D	26	73
1967-68	Dave Smith, W	28	61
1968-69	Murray Heatley, W	33	95
1969-70	Murray Heatley, W	32	58
	Bob Poffenroth, C	34	58
1970-71	Murray Heatley, W	24	48
1971-72	Al Folk, D	38	61
1972-73	Stan Hinkley, W	40	48
	Tom Machowski, D	40	48
1973-74	Brian Engblom, D	36	54
1974-75	Steve Alley, W	38	84
1975-76	Dave Lundeen, C	28	96
1976-77	Dave Lundeen, C	44	110
1977-78	Bob Suter, D	42	105
1978-79	Bob Suter, D	36	93
1979-80	Jay McFarlane, D	36	60
1980-81	Pat Ethier, D	31	78
1981-82	Bruce Driver, D	39	72
1982-83	Ted Pearson, W	32	79
1983-84	Ted Pearson, W	35	60
1984-85	Gary Suter, D	35	104
1985-86	Dave Maley, W	38	135
1986-87	Garry Bunz, D	35	134
1987-88	Paul Stanton, D	45	98
1988-89	Paul Stanton, D	45	126
1989-90	Tom Sagissor, W	43	122
1990-91	Sean Hill, D	37	122
1991-92	Jason Zent, W	43	134
1992-93	Dan Plante, W	42	142*
1993-94	Jason Zent, W	42	120
1994-95	Chris Tok, D	43	129
1995-96	Brad Englehart, W-C	42	67
1996-97	Brad Englehart, W-C	35	89
1997-98	Erik Raygor, W	41	107
1998-99	Alex Brooks, D	37	73
1999-00	Alex Brooks, D	41	78
2000-01	Alex Brooks, D	41	76
2001-02	Erik Jensen, W	36	94
2002-03	Erik Jensen, W	35	73
2003-04	Andy Wozniowski, D	43	104
2004-05	Ryan MacMurchy, W	40	88
2005-06	Ryan MacMurchy, W	42	90
2006-07	Blake Geoffrion, W	36	62
2007-08	Blake Geoffrion, W	36	52
	Kyle Klubertanz, D	40	52
2008-09	John Mitchell, W	40	118

*—Wisconsin Record

Records By Defensemen

Goals

Career

1. Craig Norwich, 1974-77	42
2. Tim Thomas, 1981-86	41
3. John Taft, 1972-77	36
4. Sean Hill, 1988-91	35
5. Theran Welsh, 1977-81	34
6. Don Addison, 1964-67	33
Tom Gilbert, 2002-06	33
8. Bruce Driver, 1980-83	28
Barry Richter, 1989-93	28
10. Norm McIntosh, 1974-78	27
Bob Suter, 1975-79	27
Ron Griffin, 1976-80	27
Mickey Elick, 1992-96	27

Season

1. Sean Hill, 1990-91	19
2. Craig Norwich, 1976-77	18
Ron Griffin, 1979-80	18
4. Bob Suter, 1978-79	16
Chris Chelios, 1982-83	16
Bruce Driver, 1982-83	16
7. John Taft, 1976-77	15
Marty Wiitala, 1985-86	15
9. Bob Lundeen, 1971-72	13
Brian Engblom, 1974-75	13
Craig Norwich, 1975-76	13
Tim Thomas, 1984-85	13

Game

1. Bruce Driver vs. UMD (1/8/83)	3
Gary Suter vs. Lowell (11/9/84)	3
Maco Balkovec vs. UND (1/3/92)	3
Barry Richter at UMD (11/27/92)	3

Assists

Career

1. Theran Welsh, 1977-81	194
2. Craig Norwich, 1974-77	126
3. Tim Thomas, 1981-86	113
4. John Taft, 1972-77	95
5. Sean Hill, 1988-91	94
6. Paul Stanton, 1985-89	90
7. Rob Andringa, 1987-91	88
8. Norm McIntosh, 1974-78	86
Bruce Driver, 1980-83	86
10. Barry Richter, 1989-93	84

Season

1. Craig Norwich, 1976-77	65
2. Theran Welsh, 1978-79	54
3. Theran Welsh, 1979-80	51
4. Tim Thomas, 1984-85	50
5. Theran Welsh, 1977-78	45
6. Theran Welsh, 1980-81	44
7. John Taft, 1976-77	43
Chris Chelios, 1981-82	43
9. Gary Suter, 1984-85	39
Marty Wiitala, 1985-86	39
Sean Hill, 1989-90	39

Game

1. Bob Suter vs. Denver (2/3/79)	5
2. many with	4
MR: Brendan Smith vs. Michigan Tech (11/8/08)	

Points

Career

1. Theran Welsh, 1977-81	228
2. Craig Norwich, 1974-77	168
3. Tim Thomas, 1981-86	154
4. John Taft, 1972-77	131
5. Sean Hill, 1988-91	129
6. Paul Stanton, 1985-89	115
7. Bruce Driver, 1980-83	114
8. Norm McIntosh, 1974-78	113
9. Rob Andringa, 1987-91	104
10. Bob Suter, 1975-79	103

Season

1. Craig Norwich, 1976-77	83
2. Tim Thomas, 1984-85	63
3. Theran Welsh, 1978-79	61
4. John Taft, 1976-77	58
Theran Welsh, 1979-80	58
6. Theran Welsh, 1977-78	55
7. Theran Welsh, 1980-81	54
Marty Wiitala, 1985-86	54
9. Sean Hill, 1989-90	53
10. Gary Suter, 1984-85	51
Sean Hill, 1990-91	51

Game

1. Bob Suter vs. Denver (2/3/79)	7
----------------------------------	---

Penalties

Career

1. Bob Suter, 1975-79	177
2. Alex Brooks, 1997-01	144
3. Chris Tok, 1991-95	141
4. Paul Stanton, 1985-89	132
5. Maco Balkovec, 1991-95	131
6. Pat Ethier, 1979-83	123
7. Sean Hill, 1988-91	122
8. Mark Strobel, 1991-95	116
9. Matt Walsh, 1982-86	108
10. Jay McFarlane, 1978-81	107

Season

1. Gary Suter, 1984-85	55
Chris Tok, 1994-95	55
3. Sean Hill, 1990-91	53
4. Garry Bunz, 1986-87	52
Paul Stanton, 1988-89	52
6. Bob Suter, 1977-78	51
7. Bob Suter, 1976-77	49
Maco Balkovec, 1994-95	49
9. Chris Nelson, 1991-92	48
Chris Tok, 1993-94	48
Andy Wozniowski, 2003-04	48

YEAR-BY-YEAR LEADERS

Year	Name	Points
1963-64	John Russo	6-5=11
1964-65	Don Addison	9-27=36
1965-66	Don Addison	12-9=21
1966-67	Don Addison	12-28=40*
1967-68	Doug McFadyen	8-27=35
1968-69	John Jagger	11-28=39
1969-70	John Jagger	5-11=16
	Doug McFadyen	2-14=16
1970-71	John Jagger	6-29=35
1971-72	Jeff Rotsch	6-23=29
1972-73	John Taft	9-18=27
	Bob Lundeen	7-20=27
1973-74	Brian Engblom	10-21=31
1974-75	Craig Norwich	11-34=45
1975-76	Craig Norwich	13-27=40
1976-77	Craig Norwich	18-65=83*
1977-78	Theran Welsh	10-45=55
1978-79	Theran Welsh	7-54=61
1979-80	Theran Welsh	7-51=58*
1980-81	Theran Welsh	10-44=54
1981-82	Chris Chelios	6-43=49
1982-83	Bruce Driver	16-34=50
1983-84	Jan-Ake Danielson	5-36=41
1984-85	Tim Thomas	13-50=63
1985-86	Marty Wiitala	15-39=54
1986-87	Shaun Sabol	7-16=23
1987-88	Paul Stanton	9-38=47
1988-89	Paul Stanton	7-29=36
1989-90	Sean Hill	14-39=53
1990-91	Sean Hill	19-32=51*
1991-92	Barry Richter	10-29=39
1992-93	Barry Richter	14-32=46
1993-94	Ulvis Katlaps	5-25=30
1994-95	Brian Rafalski	11-34=45
1995-96	Mickey Elick	14-26=40
1996-97	Tim Rothering	5-14=19
1997-98	Craig Anderson	12-30=42
1998-99	Dave Tanabe	10-22=22
1999-00	Jeff Dessner	11-16=27
2000-01	Jeff Dessner	7-12=19
	Alex Brooks	3-16=19
2001-02	Dan Boeser	5-23=28
2002-03	Tom Gilbert	7-13=20
2003-04	Dan Boeser	8-14=22
2004-05	Kyle Klubertanz	3-15=18
2005-06	Tom Gilbert	12-19=31
2006-07	Jamie McBain	3-15=18
2007-08	Jamie McBain	5-19=24
2008-09	Jamie McBain*	7-30=37

* — Led team in scoring

Game

1. Don Addison vs. UW-Superior (11/25/66)	7
2. Bob Suter at Notre Dame (11/17/78)	6

Penalty Minutes

Career

1. Bob Suter, 1975-79	377
2. Paul Stanton, 1985-89	310
3. Chris Tok, 1991-95	302
4. Alex Brooks, 1997-01	299
5. Sean Hill, 1988-91	269
6. Pat Ethier, 1979-83	265
7. Mark Strobel, 1991-95	252
8. Tim Thomas, 1981-86	248
9. Rob Andringa, 1987-91	225
10. Jay McFarlane, 1978-81	222

Season

1. Garry Bunz, 1986-87	134
2. Chris Tok, 1994-95	129
3. Paul Stanton, 1988-89	126
4. Tim Thomas, 1985-86	122
Sean Hill, 1990-91	122
6. Gary Suter, 1984-85	110
7. Bob Busse, 1964-65	107
Bob Suter, 1976-77	107
9. Maco Balkovec, 1994-95	106
10. Bob Suter, 1977-78	105
Bob Suter, 1978-79	105

Game

1. Pat Ethier at North Dakota (2/7/81)	22
2. Bob Suter at North Dakota (11/17/78)	20

Games Played

Career

1. Rob Andringa, 1987-91	179
2. Rob Mendel, 1986-90	170
3. Paul Stanton, 1985-89	167
4. Matt Walsh, 1982-86	166
5. Tom Gilbert, 2002-06	162
6. Theran Welsh, 1977-81	161
7. Alex Brooks, 1997-01	159
8. Norm McIntosh, 1974-78	158
Kyle Klubertanz, 2004-08	158
10. Bob Suter, 1975-79	157
Mickey Elick, 1992-96	157

BADGER BLUE LINERS AMONG LEAGUE'S BEST

Many former Badgers hold WCHA records (career and season) and/or rank among the WCHA's all-time top 10 in several categories. Below is a listing of those Badgers with the WCHA records they hold and their rank in league history.

Rob Andringa

Record	Stat	Rank	Years
Games (career)	179	1st	1987-91
Games (career)•	179	3rd	1987-91

Ron Griffin

Goals (season)*	14	6th-tie	1979-80
-----------------	----	---------	---------

Sean Hill

Goals (season)	19	4th-tie	1990-91
Assists (season)*	14	6th-tie	1990-91

Craig Norwich

Points (season)	83	1st	1976-77
Points (season)*	63	1st	1976-77
Assists (season)	65	1st	1976-77
Assists (season)*	49	1st	1976-77
Goals (career)	42	5th	1974-77
Goals (season)*	14	6th-tie	1976-77
Assists (career)	126	7th	1974-77
Points (career)	168	7th	1974-77

Bob Suter

Points (period)	5	2nd-tie	1978-79
Penalty minutes (career)*	298	6th	1975-79
Penalties (career)	177	9th	1975-79

John Taft

Goals (career)	36	10th	1972-77
----------------	----	------	---------

Tim Thomas

Points (season)	63	3rd-tie	1984-85
Goals (career)	41	6th	1981-86

Theran Welsh

Assists (career)	194	1st	1977-81
Assists (career)•	194	2nd	1977-81
Assists (career)*	147	3rd-tie	1977-81
Assists (season)*	54	3rd	1978-79
Points (career)	228	1st	1977-81

*—League games only; •—Includes all players

Goaltending Records

Games Played

Career

1. Graham Melanson, 1997-2001	140
2. Duane Derksen, 1988-92	129
3. Kirk Daubenspeck, 1993-97	121
4. Bernd Brückler, 2001-05	114
5. Dean Anderson, 1984-88	110

WCHA — Graham Melanson, 1997-01	97
---------------------------------	----

Season

1. Dean Anderson, 1987-88•	45
2. Duane Derksen, 1990-91	42
Kirk Daubenspeck, 1994-95	42
4. Duane Derksen, 1989-90	41
Graham Melanson, 1999-2000	41
Graham Melanson, 2000-01	41
7. Jim Carey, 1993-94	39
Kirk Daubenspeck, 1995-96	39
9. Curtis Joseph, 1988-89	38
Graham Melanson, 1998-99	38
Bernd Brückler, 2003-04	38

WCHA — Dean Anderson, 1987-88•	35
--------------------------------	----

Victories

Career

1. Graham Melanson, 1997-2001	81
2. Duane Derksen, 1988-92	80
3. Dean Anderson, 1984-88	68
4. Kirk Daubenspeck, 1993-97	55
5. Julian Baretta, 1975-79	51
Bernd Brückler, 2001-05	51
Brian Elliott, 2003-07	51
8. Mike Dibble, 1973-78	50
9. Marc Behrend, 1980-83	49
10. Terry Kleisinger, 1980-84	47

WCHA — Graham Melanson, 1997-2001	57
-----------------------------------	----

Season

1. Duane Derksen, 1989-90	31
Graham Melanson, 1999-2000	31
3. Dean Anderson, 1987-88	30
4. Brian Elliott, 2005-06	27
5. Duane Derksen, 1990-91	24
Jim Carey, 1993-94	24
7. Kirk Daubenspeck, 1994-95	23
8. Graham Melanson, 2000-01	22
9. Julian Baretta, 1976-77	21
Marc Behrend, 1981-82	21
Dean Anderson, 1984-85	21
Curtis Joseph, 1988-89	21
Duane Derksen, 1991-92	21

WCHA — Graham Melanson, 1999-2000	23
-----------------------------------	----

Most Saves

Career

1. Graham Melanson, 1997-2001	3,850
2. Kirk Daubenspeck, 1993-97	3,517
3. Duane Derksen, 1988-92	3,222
4. Dean Anderson, 1984-88	3,024
5. Bernd Brückler, 2001-05	2,981

WCHA — Kirk Daubenspeck, 1993-97	2,760
----------------------------------	-------

Saves Per Game (min. 35 games)

1. Roy Schultz (1,597 saves/50 gp)	31.9
2. Mike Richter (1,864/60)	31.1
3. Mike Dibble (2,985/94)	30.8
4. Richard Perkins (1,811/60)	30.2
5. Kirk Daubenspeck (3,517/121)	29.1

Season

1. Dean Anderson, 1987-88	1,305
2. Graham Melanson, 2000-01	1,254
3. Kirk Daubenspeck, 1994-95	1,224
4. Kirk Daubenspeck, 1995-96	1,159
5. Mike Richter, 1986-87	1,148
6. Marc Behrend, 1981-82	1,143
7. Terry Kleisinger, 1981-82	1,126
8. Graham Melanson, 1999-2000	1,077
9. Curtis Joseph, 1988-89	1,061
Duane Derksen, 1989-90	1,061

WCHA — Dean Anderson, 1987-88	981
-------------------------------	-----

Game

1. Kirk Daubenspeck at CC (3/8/97)	75 •
2. Jim Makey at MSU (1/12/73)	62
Kirk Daubenspeck at UMD (1/25/97)	62

Period

1. Kirk Daubenspeck at UMD (1/25/97)	26
2. T. Kleisinger vs. Minnesota (11/29/80)	25

Fewest Saves

Game

1. Gary Johnson vs. Austria (2/15/67)	8
Dave McNab vs. UMD (1/16/76)	8
3. James Duffy (5), Ernie Gabona (4)	
vs. Illinois Club (12/13/63)	9
Duane Derksen vs. N. Dakota (12/29/90)	9
5. Ben Hall (6) and Jon Sundby (4)	
vs. Ohio State (2/5/65)	10
Dick Perkins vs. CC (11/17/72)	10

Period

1. Scott Kabotoff vs. N. Mich. (12/30/02)	0
2. Dick Perkins vs. Colo. College (11/17/72)	1
Julian Baretta vs. Minn.-Duluth (1/17/76)	1
Roy Schultz vs. Michigan (11/11/78)	1
Marc Behrend vs. N. Michigan (1/2/82)	1
Marc Behrend vs. Colo. College (2/26/83)	1
Brian Elliott vs. Michigan Tech (10/23/04)	1
Bernd Brückler vs. Notre Dame (1/22/05)	1
Brian Elliott vs. Western Michigan (12/30/06)	1

Save Percentage

Career (min. 30 games)

1. Brian Elliott, 2003-07	.931
2. Curtis Joseph, 1988-89	.919
3. Bernd Brückler, 2001-05	.916
4. Shane Connelly, 2005-09	.913
5. Marc Behrend, 1980-83	.912
6. Graham Melanson, 1997-2001	.910
7. Wayne Thomas, 1968-70	.909
8. Scott Kabotoff, 1999-03	.902
9. Jim Carey, 1992-94	.901
10. Dick Perkins, 1971-75	.900
11. Mike Valley, 1996-98	.898
12. Mike Richter, 1985-87	.895

Season (min. 14 games)

1. Brian Elliott, 2005-06	.938
2. Bernd Brückler, 2003-04	.924
3. Brian Elliott, 2006-07	.923
4. Marc Behrend, 1982-83	.920
Scott Kabotoff, 2001-02	.920
6. Curtis Joseph, 1988-89	.919
7. Bernd Brückler, 2001-02	.917
8. Wayne Thomas, 1969-70	.914
Graham Melanson, 1999-00	.914
Bernd Brückler, 2004-05	.914

Lowest GAA

Career (min. 30 games)

1. Brian Elliott, (86 gp), 2003-07	1.78
2. Shane Connelly (90 gp), 2005-09	2.39
3. Bernd Brückler (114 gp), 2001-05	2.48
4. Curtis Joseph (39 gp), 1988-89	2.49
5. Marc Behrend (62 gp), 1980-83	2.64
6. Graham Melanson (140 gp), 1997-01	2.80
7. Wayne Thomas (37 gp), 1968-70	2.84
8. Bob Vroman (54 gp), 1967-70	3.05
Jim Carey (65 gp), 1992-94	3.05
10. Mike Valley (33 gp), 1996-98	3.09

Season (min. 14 games)

1. Brian Elliott (35 gp), 2005-06	1.55
2. Bernd Brückler (38 gp), 2003-04	2.09
3. Brian Elliott (36 GP), 2006-07	2.10
4. Marc Behrend (22 gp), 1982-83	2.23
5. Bernd Brückler (33 gp), 2004-05	2.40
6. Shane Connelly (37 gp), 2007-08	2.44
7. Curtis Joseph (38 gp), 1988-89	2.49
8. Graham Melanson (41 gp), 1999-00	2.51
Shane Connelly (37 gp), 2008-09	2.51
10. Terry Kleisinger (21 gp), 1981-82	2.54

Minutes Played

Career

1. Graham Melanson, 1997-2001	8,179 •
2. Duane Derksen, 1988-92	7,444
3. Kirk Daubenspeck, 1993-97	6,966
4. Bernd Brückler, 2004-05	6,630
5. Dean Anderson, 1984-88	6,327

WCHA — Graham Melanson, 1997-01 5,680

Season

1. Dean Anderson, 1987-88	2,718 •
2. Kirk Daubenspeck, 1994-95	2,503
3. Duane Derksen, 1990-91	2,474
4. Graham Melanson, 2000-01	2,445
5. Graham Melanson, 1999-2000	2,414
6. Duane Derksen, 1989-90	2,345
7. Bernd Brückler, 2003-04	2,299
8. Curtis Joseph, 1988-89	2,267
9. Kirk Daubenspeck, 1995-96	2,257
10. Jim Carey, 1993-94	2,247

WCHA — Dean Anderson, 1987-88 2,113 •

Game

1. K. Daubenspeck at CC (3-8-97)	129:30 •
2. Brian Elliott vs. Cornell (3-26-06)	111:10
3. K. Daubenspeck at N. Dakota (3-2-96)	81:56
4. Marc Behrend at N. Dakota (3-5-83)	81:28

Win Percentage

Career (min. 14 games)

1. Marc Behrend (49-8-3), 1980-83	.842
2. Jim Makey (41-16-0), 1970-73	.719
3. Bob Vroman (38-18-1), 1967-70	.675
4. Dean Anderson (68-34-2), 1984-88	.663
5. Julian Baretta (51-25-6), 1975-79	.659
Duane Derksen (80-40-6), 1988-92	.659
7. Jim Carey (39-21-2), 1992-94	.645
8. Brian Elliott (51-27-6), 2003-07	.643
9. Dick Perkins (36-19-6), 1971-75	.639
10. Wayne Thomas (23-13-1), 1968-70	.635
Curtis Joseph (21-11-5), 1988-89	.635

Season (min. 14 games)

1. Marc Behrend (17-1-1), 1982-83	.921
2. Julian Baretta (21-2-0), 1976-77	.913
3. Marc Behrend (21-3-1), 1981-82	.860
4. Brian Elliott (27-5-3), 2005-06	.814
5. Jim Makey (20-5-0), 1971-72	.800
6. Roy Schultz (15-4-0), 1978-79	.789
7. Duane Derksen (31-8-1), 1989-90	.788
8. Dick Perkins (13-3-2), 1972-73	.778
9. Graham Melanson (31-9-1), 1999-00	.768
10. Bob Vroman (13-4-1), 1968-69	.750

Shutouts

Career

1. Brian Elliott, 2003-07	16•
2. Terry Kleisinger, 1980-84	9
Graham Melanson, 1997-01	9
4. Bernd Brückler, 2001-05	8
Shane Connelly, 2005-09	8
6. Bob Vroman, 1967-70	6
Duane Derksen, 1988-92	6
8. Marc Behrend, 1980-83	4
9. Gary Johnson, 1964-67	3
Wayne Thomas, 1968-70	3
Dick Perkins, 1971-75	3

Season

1. Brian Elliott, 2005-06	8
2. Brian Elliott, 2006-07	5
3. Terry Kleisinger, 1981-82	4
Graham Melanson, 1999-2000	4
Bernd Brückler, 2003-04	4
6. Bob Vroman, 1968-69	3
Terry Kleisinger, 1982-83*	3
Duane Derksen, 1990-91	3
Graham Melanson, 2000-01	3
Bernd Brückler, 2004-05	3
Brian Elliott, 2004-05	3
Shane Connelly, 2006-07	3
Shane Connelly, 2008-09	3

*—shared shutout

•—WCHA Record

Bold indicates current player.

TOP SAVE PERFORMANCES

75—Kirk Daubenspeck at CC (3/8/97) •
62—Jim Makey vs. Michigan State (1/12/73)
62—Kirk Daubenspeck at Minn.-Duluth (1/25/97)
59—Gary Johnson at Brown (12/29/66)
56—Scott Kabotoff vs. CC (12/28/01)
55—Dick Perkins at North Dakota (2/22/74)
54—Kirk Daubenspeck at North Dakota (3/1/96)
53—James Duffy vs. Macalester (12/6/63)
53—Mike Dibble vs. Michigan (2/20/76)
52—Bob Vroman vs. Michigan (12/29/67)
51—Gary Johnson at Colorado College (1/28/66)
51—Gary Johnson vs. Michigan State (2/2/66)
51—Roy Schultz vs. Colorado College (2/23/80)
51—Mike Richter vs. Minnesota (3/8/86)
50—Gary Johnson at Colorado College (1/29/66)
50—Dick Perkins at Michigan State (2/5/72)
50—Scott Kabotoff vs. Minnesota (1/11/02)
50—Bernd Brückler at Colorado College (2/8/02)

•—WCHA & UW record

In a Shutout

Saves	Goalie	Opponent	Date	Score
50	Dick Perkins	at Mich. State	2/25/72	5-0
43	Shane Connelly	North Dakota	11/10/07	4-0
41	Gary Johnson	at Army	1/2/67	1-0
41	Dean Anderson	Michigan Tech	10/23/87	4-0
40	Brian Elliott	vs. Cornell	3/26/06	1-0***
40	Wayne Thomas	Michigan State	3/6/70	5-0

* - overtimes

Leaders by Class

Freshmen

Goals

1. Mark Johnson (1976-77)	36
2. John Newberry (1980-81)	30
3. Dany Heatley (1999-00)	28
4. Dennis Olmstead (1972-73)	23
Doug Macdonald (1988-89)	23

Assists

1. Theran Welsh (1977-78)	45
2. Mark Johnson (1976-77)	44
3. Chris Chelios (1981-82)	43
4. Mike Eaves (1974-75)	37
5. Craig Norwich (1974-75)	34

Points

1. Mark Johnson (1976-77)	80
2. John Newberry (1980-81)	62
3. Dany Heatley (1999-00)	56
4. Dennis Olmstead (1972-73)	55
Theran Welsh (1977-78)	55
6. Mike Eaves (1974-75)	54

Penalties

1. Shaun Sabol (1986-87)	46
2. Maco Balkovec (1991-92)	41
Ryan Suter (2003-04)	41
4. Jay McFarlane (1978-79)	37
5. Alex Brooks (1997-98)	36

Penalty Minutes

1. Maco Balkovec (1991-92)	101
2. Shaun Sabol (1986-87)	98
3. Ryan Suter (2003-04)	93
4. John Newberry (1980-81)	77
5. Jay McFarlane (1978-79)	74

Power-Play Goals

(since 1979-80)

1. Doug Macdonald (1988-89)	14
2. John Newberry (1980-81)	9
3. Dany Heatley (1999-2000)	8
4. Scott Mellanby (1984-85)	6
Robbie Earl (2003-04)	6

Sophomores

Goals

1. Mark Johnson (1977-78)	48
2. Bert DeHate (1967-68)	47
3. Paul Houck (1982-83)	38
4. John Newberry (1981-82)	37
5. Tony Granato (1984-85)	33

Assists

1. Theran Welsh (1978-79)	54
2. Pat Flatley (1982-83)	44
3. Sean Hill (1989-90)	39
Gary Suter (1984-85)	39
5. Mark Johnson (1977-78)	38

Points

1. Mark Johnson (1977-78)	86
2. Bert DeHate (1967-68)	77
3. Paul Houck (1982-83)	71
4. Pat Flatley (1982-83)	69
5. Tony Granato (1984-85)	67

Penalties

1. Jason Zent (1991-92)	56
2. Gary Suter (1983-84)	55
3. Sean Hill (1990-91)	53
4. Dan Plante (1991-92)	52
5. Bob Suter (1976-77)	49

Penalty Minutes

1. Jason Zent (1991-92)	134
2. Sean Hill (1990-91)	122
3. Dan Plante (1991-92)	113
4. Gary Suter (1983-84)	110
5. Bob Suter (1976-77)	107

Power-Play Goals

(since 1979-80)

1. John Newberry (1981-82)	14
Paul Houck (1982-83)	14
3. Tony Granato (1984-85)	13
4. Jason Zent (1991-92)	11
Joe Pavelski (2005-06)	11

Juniors

Goals

1. Mark Johnson (1978-79)	41
2. Bert DeHate (1968-69)	36
3. Steve Tuttle (1986-87)	31
4. Peter Johnson (1980-81)	30
5. Murray Heatley (1968-69)	29

Assists

1. Craig Norwich (1976-77)	65
2. Mike Eaves (1976-77)	53
3. Theran Welsh (1979-80)	51
4. Tim Thomas (1984-85)	50
5. Mark Johnson (1978-79)	49

Points

1. Mark Johnson (1978-79)	90
2. Craig Norwich (1976-77)	83
3. Mike Eaves (1976-77)	81
4. Ron Vincent (1980-81)	65
5. Kelly Fairchild (1993-94)	64

Penalties

1. Dan Plante (1992-93)	56
2. Garry Bunz (1986-87)	52
3. Bob Suter (1977-78)	51
4. Chris Tok (1993-94)	48
5. Gary Shuchuk (1988-89)	47

Penalty Minutes

1. DanPlante (1992-93)	142
2. Garry Bunz (1986-87)	134
3. Tim Thomas (1985-86)	122
4. Tom Sagissor (1988-89)	119
5. John Mitchell (2008-09)	118

Power-Play Goals

(since 1979-80)

1. Peter Johnson (1980-81)	17
2. Paul Ranheim (1986-87)	12
John Byce (1988-89)	12
4. Steve Tuttle (1986-87)	11
Chris Tancill (1988-89)	11

Seniors

Goals

1. Gary Shuchuk (1989-90)	41
2. Chris Tancill (1989-90)	39
3. Paul Ranheim(1987-88)	36
4. Peter Johnson (1981-82)	35
5. Steve Alley (1976-77)	32

Assists

1. Mike Eaves (1977-78)	58
2. Scott Lecy (1980-81)	49
3. Tony Granato (1986-87)	45
Andrew Shier (1993-94)	45
5. Theran Welsh (1980-81)	44
John Byce (1989-90)	44

Points

1. Mike Eaves (1977-78)	89
2. Gary Shuchuk (1989-90)	80
3. Scott Lecy (1980-81)	75
4. Tony Granato (1986-87)	73
5. John Byce (1989-90)	71
Chris Tancill (1989-90)	71

Penalties

1. Jason Zent (1993-94)	56
2. Chris Tok (1994-95)	55
3. Dave Maley (1985-86)	52
Paul Stanton (1988-89)	52
5. Maco Balkovec (1994-95)	49

Penalty Minutes

1. Dave Maley (1985-86)	135
2. Chris Tok (1994-95)	129
3. Paul Stanton (1988-89)	126
4. Tom Sagissor (1989-90)	122
5. Jason Zent (1993-94)	120

Power-Play Goals

(since 1979-80)

1. Chris Tancill (1989-90)	17
2. Peter Johnson (1981-82)	16
3. Paul Ranheim (1987-88)	15
4. Steve Tuttle (1987-88)	14
5. Ron Griffin (1979-80)	13
Gary Shuchuk (1989-90)	13

Hat Tricks

Three-Goal Games

Player	Opponent	Date
Jack Skille	Minnesota State	1/27/07
Joe Pavelski	Bemidji State*	3/25/06
Robbie Earl	at Alaska Anchorage	11/19/04
Robbie Earl	North Dakota	2/6/04
Dany Heatley (N)	at Alaska Anchorage	2/19/00
Steve Reinprecht	at Colorado College	1/23/98
Kevin Granato	Harvard*	12/27/97
Brad Englehart	at Minnesota-Duluth	1/24/97
Brad Englehart	at Northern Michigan	11/8/96
Erik Raygor	Northern Michigan	2/17/96
Troy Howard	St. Cloud State	1/12/96
Shawn Carter	Princeton*	12/29/95
Max Williams	North Dakota	2/3/95
Andrew Shier	Minnesota-Duluth	1/21/94
Jason Zent	at Northern Michigan	2/12/93
Kelly Fairchild	North Dakota	1/16/93
Barry Richter	at Minnesota-Duluth	11/27/92
Jason Zent	Northern Michigan	11/1/92
Dan Plante	Northern Michigan	11/1/92
Jason Zent	Lake Superior*	4/4/92
Maco Balkovec	at North Dakota	1/3/92
Blaine Moore	Colorado College	12/6/91
Brett Kurtz	at Michigan Tech	10/18/91
Doug Macdonald	Colorado College	2/8/91
Don Granato	St. Cloud State	11/10/90
Barry Richter	St. Cloud State	11/9/90
Barry Richter	at Minnesota-Duluth	10/27/90
Dennis Snedden	Michigan Tech	10/13/90
John Byce	Colgate*	4/1/90
Gary Shuchuk	Colorado College	2/9/90
Chris Tancill	at Michigan Tech	2/3/90
Gary Shuchuk	at North Dakota	12/1/89
Dennis Snedden	Boston University	1/6/89
John Byce	Michigan Tech	11/5/88
John Byce	UMass Lowell*	3/19/88
Paul Ranheim	Northern Michigan*	2/26/88
Paul Ranheim	at Minnesota-Duluth	2/12/88
Pat Ford	Minnesota-Duluth	1/8/88
Paul Ranheim	at Maine	12/5/86
Steve Tuttle	Minnesota	10/25/86
Scott Mellanby	at Michigan Tech	2/21/86
Scott Mellanby	North Dakota	11/23/85
Scott Mellanby	North Dakota	11/22/85
Dave Maley	at UMass-Lowell	10/26/85
Dave Maley	at Denver	1/18/85
Gary Suter	UMass-Lowell	11/9/84
Paul Houck	at North Dakota	2/4/84
Paul Houston	Minnesota	1/27/84
Paul Houston	U.S. International	12/30/83
Tony Granato	at Illinois-Chicago	11/15/83
Ted Pearson	Minnesota	11/12/83
Paul Houston	Denver	2/12/83
Todd Lecy	at Denver	1/14/83
Bruce Driver	Minnesota-Duluth	1/8/83
Dave Maley	Air Force	11/27/82
Paul Houston	Air Force	11/27/82
Paul Houck	Air Force	11/26/82
Pat Flatley	Colorado College	11/3/82
Scott Sabo	Dalhousie	10/23/82
Paul Houck	Dalhousie	10/23/82
Brian Mullen	at North Dakota*	3/13/82
Pat Flatley	at Minnesota-Duluth	2/27/82
Ron Vincent	Denver	2/6/82
John Newberry	at Colorado College	1/23/82
John Newberry	at Colorado College	1/22/82
Peter Johnson	Minnesota-Duluth	1/8/82
John Newberry	Minnesota-Duluth	1/8/82
Paul Houck	Northern Michigan	1/3/82
Peter Johnson	at Minnesota	12/4/81

Ken Keryluk	at Western Michigan	11/27/81
Peter Johnson	Western Ontario	11/13/81
Brian Mullen	Windsor	10/16/81
John Johansson	Windsor	10/16/81
John Newberry	at North Dakota	2/6/81
Ron Vincent	at North Dakota	2/6/81
John Newberry	Yale	12/28/80
John Newberry	Notre Dame	11/14/80
Chuck Durocher	at Notre Dame	2/3/80
Ron Griffin	Notre Dame	11/30/79
Ron Vincent	Michigan	11/16/79
Mark Johnson	Notre Dame*	3/6/79
Les Grauer	Minnesota	1/20/79
Mark Johnson	Michigan State	1/6/79
Scott Lecy	at Michigan State	12/2/78
Scott Lecy	at Michigan State	12/1/78
Mark Johnson	Minnesota-Duluth	11/25/78
Mark Johnson	Western Ontario	10/20/78
Dave Capouch	Notre Dame	3/5/78
Rod Romanchuk	Michigan State	1/21/78
Les Grauer (N)	at Minnesota-Duluth	1/14/78
Mark Johnson	Michigan	1/6/78
Mike Eaves	at Michigan State	12/10/77
Mike Eaves	at Notre Dame	11/12/77
Mike Meeker	at Michigan	2/5/77
Steve Alley	Michigan State	1/29/77
Mike Meeker	North Dakota	12/11/76
Mike Eaves (N)	North Dakota	12/11/76
Dave Lundeen	at Denver	1/3/76
Jim Jefferies	Minn.-Duluth	11/16/74
Gary Winchester	Yale	12/28/73
Don Deprez	at Michigan	11/23/73
James Johnson	Minnesota	3/5/73
Norm Cherrey	at Notre Dame	2/23/73
Gary Winchester	Minn.-Duluth	2/16/73
Lloyd Bentley	Michigan State	2/10/73
Lloyd Bentley	Michigan	12/9/72
Jim Young	Colorado College	11/17/72
Gary Winchester	vs. Denver*	3/18/72
Gary Winchester	Michigan	11/19/71
Murray Heatley	vs. Princeton*	12/27/70
Murray Heatley	at Michigan	12/12/70
Norm Cherrey	at Denver	11/27/70
Gary Winchester	Brown	11/20/70
Jim Young	Minnesota	2/6/70
Tim Dool	Ohio University	1/24/70
Jim Boyd	at North Dakota	11/14/69
Stu Hendrickson	Notre Dame	2/15/69
Jim Boyd	at Notre Dame	1/30/69
Bert DeHate	at Notre Dame	1/30/69
Bert DeHate	Ohio University	1/11/69
Murray Heatley	Ohio University	1/11/69
Bert DeHate	North Dakota	12/14/68
Murray Heatley	North Dakota	12/13/68
Bob Poffenroth	Pennsylvania	11/16/68
Greg Nelson	Pennsylvania	11/16/68
Dick Klipsic	Michigan State	3/1/68
Tom Obrodovich	Notre Dame	2/17/68
Bert DeHate	Notre Dame	2/17/68
Greg Nelson	Gustavus Adolphus	2/16/68
Bert DeHate	at Lake Forest	2/13/68
Bert DeHate	Lake Forest	1/27/68
Bert DeHate	St. Mary's (Minn.)	1/13/68
Doug McFadyen	St. Mary's (Minn.)	1/12/68
Bert DeHate	Western Michigan	1/5/68
Bert DeHate	vs. Ohio State	12/28/67
Bert DeHate	Ohio State	2/25/67
Tom Obrodovich	Western Michigan	2/18/67
Bert DeHate	Western Michigan	2/17/67
Chuck Ellis	Lake Forest	1/21/67
Jim Petruzates	vs. Providence*	12/30/66
Jim Petruzates	at Ohio University	12/10/66

Mike Gleffe	Augsburg College	12/2/66
Chuck Kennedy	St. Thomas (Minn.)	2/26/66
Jim Petruzates	Macalester (Minn.)	12/4/65
John Riley	Western Michigan	2/26/65
Richard Rahko	Western Michigan	2/26/65
Don Addison	Western Michigan	2/26/65
Richard Rahko	St. Thomas (Minn.)	2/6/65
Ryamond Clegg	St. Thomas	2/6/65
Chan Young	Lake Forest	1/11/64
Chuck Ellis	Hamline	2/7/64
James Weiss	Hamline	2/7/64
Charles Ellis	Hamline	12/18/64
Raymond Clegg	Hamline	12/19/64
James Petruzates	Hamline	12/19/64

Four-Goal Games

Player	Opponent	Date
Ryan MacMurchy	at St. Cloud State	1/8/05
Blaine Moore	at Colorado College	2/20/93
Chris Tancill	North Dakota	11/11/88
Steve Tuttle (N)	Boston University	1/2/87
Tony Granato	Northeastern	12/28/84
John Newberry	Windsor	10/16/81
Scott Lecy	Notre Dame	3/3/79
Rod Romanchuk (N)	at Michigan	2/17/79
Mark Johnson	Michigan	11/11/78
Mike Eaves	Vermont	10/19/74
Norm Cherrey	Minnesota-Duluth	11/27/73
Dave Pay	Michigan	12/9/72
Gary Winchester	at Notre Dame	1/19/72
Gary Winchester	Northeastern*	1/3/71
Pat Lannan	at UW-Superior	11/15/70
Murray Heatley	Michigan Tech*	3/21/70
Murray Heatley	Minnesota	2/6/70
Bert DeHate	at Ohio University	2/22/69
Bert DeHate	at Bowling Green	1/28/69
Bob Poffenroth	Ohio State*	12/28/67
Bert DeHate	Ohio University	12/2/67
Mark Fitzgerald	Ohio University	2/24/67
Raymond Clegg	at Macalester	1/29/65
Raymond Clegg	Lake Forest	1/23/65
Ron Leszczynski	Illinois Club	12/14/63
Ron Leszczynski	Illinois Club	12/13/63
Tom French	Illinois Club	12/14/63

Five-Goal Games

Player	Opponent	Date
Mark Johnson	Michigan Tech	1/27/78
Mike Meeker	at Michigan Tech	10/29/77
Bert DeHate	Ohio University	2/24/67

B - Badger Hockey Showdown; N - NCAA tournament;
 W - WCHA tournament; % - Princeton Tournament;
 * - natural hat trick; # - Brown tournament;
 R - RPI tournament; T - Big Ten tournament

The Letterwinners

A

Player, Pos	Years	Nos.	GP	G	A	Pts.	Pen-Min	Hometown
Addison, Donald***, D	1964-67	6	70	33	66	99	83-183	Winnipeg, Manitoba
Akervik, Andy***, W	1985-88	8, 28	44	6	3	9	5- 13	Eau Claire, Wis.
Alley, Steve****, W	1972-77	11	159	75	90	165	65-162	Anoka, Minn.
Alward, Charles*, W	1964-65	3	15	1	2	3	0- 0	Eagle River, Wis.
Anderson, Craig****, D	1995-99	17	99	18	45	63	23- 54	Brooklyn Park, Minn.
Andringa, Jeff****, D	1979-83	6	146	4	21	25	23- 46	Madison, Wis.
Andringa, Rob****, D	1987-91	21	179	16	88	104	99-225	Madison, Wis.
Arundel, Dave***, D	1970-74	26, 5	118	12	34	46	38- 82	Minneapolis, Minn.
Auffrey, Matt*, F	2004-05	9	26	3	5	8	9-18	Evans Mills, N.Y.
Auger, Jacques*, D	1990-91	2	35	2	3	5	24- 49	Levis, Quebec

B

Balkovec, Maco****, D	1991-95	24	135	16	64	80	131-297	Port Moody, B. C.
Bardis, Tom*, F	2008-09	6	4	0	0	0	0-0	Alpharetta, Ga.
Bearson, Zach**, F	2006-08	26	6	0	0	0	1-2	Naperville, Ill.
BENDICKSON, Aaron***, F	2006-	19, 13	104	8	10	18	12-24	Thief River Falls, Minn.
Benson, Brad*, W	1980-81	15	14	0	2	2	1- 2	Edina, Minn.
Bentley, Max****, C	1969-73	22	120	50	60	110	40- 94	Sault Ste. Marie, Ontario
Bianchi, Joe****, C	1994-98	21	157	54	68	122	65-155	Bloomington, Minn.
Bjornlie, Dan****, W	1996-00	28	146	10	40	50	26- 52	Eagan, Minn.
Blaisdell, Mike*, W	1979-80	19	23	7	2	9	9- 21	Regina, Saskatchewan
Boeser, Dan****, D	2000-04	20	153	17	62	79	10-20	Savage, Minn.
BOHMBACH, ANDY****, F	2006-	8, 11	73	11	19	30	21-42	Hudson, Wis.
Bourque, Rene****, W	2000-04	23	153	57	40	97	70-172	Lac La Biche, Alberta
Boyd, James***, C	1968-71	17	101	60	66	126	40-109	Calgary, Alberta
Bradley, E.J.****, W	1994-98	19	134	18	30	48	66-151	New Hyde Park, N.Y.
Brandt, Andy****, C	2003-07	8, 21	130	5	9	14	27-54	Wausau, Wis.
Brooks, Alex****, D	1997-01	12	159	8	33	41	144-299	Madison, Wis.
Bunz, Garry***, D	1984-87	4	115	1	21	22	79-188	Delta, British Columbia
Burish, Adam****, F	2002-06	16	145	28	50	78	85-203	Madison, Wis.
Burroughs, Charles***, D	1967-70	18, 6	82	9	18	27	27- 57	Minneapolis, Minn.
Buss, Matt**, C	1990-94	33	63	6	8	14	35- 86	Plover, Wis.
Busse, Robert**, D	1963-65	5	39	7	8	15	76-191	Madison, Wis.
Buzza, Paul*, W	1980-81		0	0	0	0	0- 0	Ottawa, Ontario
Byce, John****, W	1986-90	26, 11	169	77	88	165	33- 66	Madison, Wis.

C

Campbell, Brian**, W	1977-80	18	36	9	6	15	15- 33	Madison, Wis.
Campbell Joe*, D	2001-03	27	8	0	0	0	0-0	Superior, Wis.
Capouch, Mark****, W	1974-78	20	162	33	51	84	29- 61	Grand Forks, N.D.
Carlson, Jeff***, C-W	1965-68	11	75	28	32	60	8- 22	Excelsior, Minn.
Carlson, Ross****, W	2003-07	27	133	34	58	92	50-119	Duluth, Minn.
Carroll, Tom**, W	1979-83	13	33	5	3	8	7- 14	Edina, Minn.
Carter, Shawn***, W	1992-96	16, 10	104	35	43	78	73-176	Eagle River, Wis.
Cerniglia, Mike****, W	1997-01	33, 7	29	0	2	2	3- 6	Madison, Wis.
Chelios, Chris**, D	1981-83	21	88	22	75	97	56-112	Poway, Calif.
Cherrey, Norm****, W	1969-73	20, 21	145	66	67	133	38- 76	Beausejour, Manitoba
Chuckel, Thomas*, C	1969-72	25	8	0	1	1	3- 6	Eagle River, Wis.
Clegg, Raymond*, W	1964-65	11	22	27	22	49	3- 9	Sault Ste. Marie, Mich.
Connor, Dean*, D	1967-69	23, 18	22	2	5	7	3- 9	Madison, Wis.
Cowan, Michael***, W	1966-69	14	90	22	41	63	4- 8	Superior, Wis.
Coyne, John*, W	1973-74		0	0	0	0	0- 0	Madison, Wis.

D

Danielson, Jan-Ake***, D	1981-84	2	86	5	49	54	19-38	Insjon, Sweden
DAVIES, MICHAEL***, F	2006-	9	114	34	37	71	42-92	St. Louis
Davyduke, Kent****, C	1998-02	19	135	25	53	78	61-169	Saskatoon, Saskatchewan
Decker, Joe****, W	1987-91	14	126	13	26	39	14-28	Bloomington, Minn.
Degehardt, A.J.****, W	2002-06	25	147	18	21	39	23-46	La Crosse, Wis.
DeHate, Delbert****, C	1966-70	9	95	108	80	188	38-93	St. Paul, Minn.
De Saint Phalle, Jacques*, W	1982-83	10	7	0	0	0	0-0	Philadelphia
Deprez, Don***, W	1971-75	19	103	32	28	60	27-90	Stoney Mountain, Manitoba
Dessner, Jeff****, D	1997-01	16	135	26	44	70	92-216	Glenview, Ill.
DOLAN, Sean**, F	2007-	16	75	8	11	19	37-74	St. Louis
Doers, Mike**, W	1991-94	23	122	11	18	29	38-87	Beaver Dam, Wis.
Doner, Lexj****, W	1980-84	9	137	21	40	61	23-46	Lynnwood, Wash.
Dool, Timothy****, W	1969-73	23	140	46	54	100	44-88	Sault Ste. Marie, Ontario
Doman, Matt****, W	1998-02	6, 24	135	26	39	65	99-241	Sartell, Minn.
Dougherty, John**, W-D	1979-81	18	6	0	0	0	0-0	Green Bay, Wis.
Dowell, Jake****, F	2003-07	6, 11	159	42	48	90	98-218	Eau Claire, Wis.
Drewiske, Davis****, D	2004-08	4	152	12	29	41	68-136	Hudson, Wis.
Driver, Bruce***, D	1980-83	25	127	28	86	114	84-176	Toronto, Ontario
Durocher, Chuck*, W	1979-80	10	36	21	25	46	13-26	Ajax, Ontario

E/F

Earl, Robbie***, W	2003-06	10	125	58	63	121	71-164	Los Angeles
Eaves, Mike****, C	1974-78	17	160	94	173	267	30-68	Windsor, Ontario
Eichelberger, John****, W	2000-04	11, 9	131	7	26	33	22-55	Glencoe, Ill.
Elick, Mickey****, D	1992-96	4	157	27	67	94	61-130	Calgary, Alberta
Ellis, Charles**, W	1963-67	9, 19	55	19	24	43	12-24	Madison, Wis.
Engblom, Brian**, D	1973-75	6	74	23	44	67	56-112	Winnipeg, Manitoba
Engel, Josh****, D/F	2004-	6	100	3	14	17	24-48	Rice Lake, Wis.
Englehart, Brad****, C	1994-98	9	136	40	41	81	111-260	Fredericton, New Brunswick
Enrico, Rick****, W	1994-98	11, 26	148	34	32	66	69-138	Edina, Minn.
Erickson, Brian**, D	1969-72	3	77	11	30	41	52-107	Calgary, Alberta
Ethier, Pat****, D	1979-83	24, 4	149	19	74	93	123-265	St. Paul, Minn.
Exarhos, Chris**, W	1995-97	32	43	5	6	11	16-32	Milwaukee
Fairchild, Kelly****, C	1991-94	25, 7	125	56	83	139	79-180	Grand Rapids, Minn.
Faust, Eric****, D	1982-87	14, 24	44	1	2	3	21-42	Toronto, Ontario
Fahey, Brian****, D	1999-03	4	157	14	29	43	66-151	Glenview, Ill.
Fitzgerald, Mark****, W	1966-69	13, 11	86	32	42	74	16-32	Superior, Wis.
Flatley, Pat**, W	1981-83	26	76	42	64	106	65-141	Toronto, Ontario
Folk, Al***, D	1969-72	18	91	5	23	28	50-107	Etobicoke, Ontario
Ford, Pat****, C	1984-88	12	155	48	78	126	94-216	Saskatoon, Saskatchewan
Ford, Matthew***, F	2004-08	18	124	21	18	39	50-100	West Hills, Calif.
Francisco, Jason****, W	1989-93	13	122	24	34	58	26-52	Duluth, Minn.
French, Thomas**, W-C	1963-65	14	30	23	11	34	7-14	Ann Arbor, Mich.
Funk, John**, W	2002-05	22	95	11	11	22	23-46	Mendota Heights, Minn.

G

GARDINER, Jake*, D	2008-	19	39	2	18	21	8-16	Minnetonka, Minn.
Geisness, Todd**, W	1985-87	23	74	10	10	20	11-22	Rice Lake, Wis.
GEOFFRION, Blake***, W	2006-	16, 5	107	27	37	64	84-187	Brentwood, Tenn.
Gibson, Brent**, C	2002-04	11	33	3	3	6	2-4	Calgary, Alberta
Gilbert, Tom****, D	2002-06	14	162	33	56	89	76-152	Bloomington, Minn.
Gilchrist, Daniel***, D	1968-71	5	97	4	19	23	48-118	Yellow Knife, NW Territory
Gleffe, Michael***, W-D	1966-69	10	69	24	22	46	32-67	Green Bay, Wis.
GOLUBEF, Cody**, D	2007-	27	76	9	14	23	37-74	Oakville, Ontario
Gorowsky, Tom****, W	2005-09	15	103	19	29	48	33-66	Lino Lakes, Minn.
Gorowsky, Dan****, W	1977-81	15	116	21	15	36	7-14	White Bear Lake, Minn.
Grafton, Kenneth*, D	1963-64	3	15	1	5	6	12-24	Madison, Wis.
Graham, Robert*, W	1980-81		0	0	0	0	0-0	Elmhurst, Ill.
Granato, Don****, C-W	1987-91	20	162	45	43	88	63-150	Downers Grove, Ill.
Granato, Kevin****, C-W	1997-01	32	138	31	42	73	47-94	Lisle, Ill.
Granato, Rob**, C	1992-94	21	82	16	12	28	16-32	Downers Grove, Ill.
Granato, Tony****, C	1983-87	21	152	100	120	220	121-242	Downers Grove, Ill.
Grauer, Les****, W	1975-79	9	163	83	98	181	95-198	Regina, Saskatchewan
Graveline, Paul****, W	1983-87	32, 10	102	10	10	20	22-47	Grand Forks, N.D.
Gregory, John****, D	1974-78	25, 4	60	0	8	8	20-40	Maple Ridge, British Columbia
Griffin, Ron***, D,	1976-80	26, 4	126	27	57	84	37-85	Livonia, Mich.

ACROSS THE BORDER

The Wisconsin hockey program is one of the most successful in college hockey and without question part of that success has been the wealth of talent that has come from our neighbors to the north. Listed below is a province-by-province breakdown of how many Canadian student-athletes (85* total) have played for the Cardinal and White since the 1963-64 season.

Alberta	24
Ontario	24
British Columbia	18
Manitoba	9
Saskatchewan	9
Quebec	2
New Brunswick	1
NW Territory	1
Nova Scotia	1

*Includes only players who have lettered

OVERSEAS

The Badger recruiting effort has also reached overseas. The first-ever European born player to don the Cardinal and White was Jan-Ake Danielson (1981-84), who hailed from Insjon, Sweden. Since then, Latvians Ulvis Katlaps (1992-94) and Yuri Gusak (1995-99) and Finnish-born player Niki Siren (1996-2000) have played at Wisconsin.

The most recent addition to the overseas contingent includes Austrian, Bernd Brückler (2001-05). He was the first European-born goaltender to play for the Badgers.

GROTTING, Ben***, F	2006-	14	106	9	17	26	37-96	Birmingham, Ala.
Gruden, Luke****, D	1995-99	4, 14	123	4	27	31	58-135	Hastings, Minn.
Guenther, Dan**, W	1996-00	15, 11	6	0	0	0	0-0	Elm Grove, Wis.
Gusak, Yuri****, C-W	1995-99	11	105	14	17	31	14-39	Riga, Latvia
Gwozdecky, George****, W	1973-77	23	96	21	22	43	41-85	Thunder Bay, Ontario

H

Haley, Darren***, W	1994-97	8	112	22	25	47	28-78	Duluth, Minn.
Harwell, Joe***, D	1989-92	24, 4	93	5	12	17	52-128	Mahtomedi, Minn.
Heatley, Dany**, W	1999-01	15	77	52	61	113	49-106	Calgary, Alberta
Heatley, Mark**, W	2003-05	26	33	5	3	8	9-18	Calgary, Alberta
Heatley, Murray***, W	1968-71	12, 19	86	75	62	137	78-201	Calgary, Alberta
Hedlund, Todd**, W	1991-94	15	5	0	1	1	1-2	Roseau, Minn.
Heisler, Jake***, W	2000-03	10	73	7	11	18	27-68	Bloomington, Minn.
Helgeson, Jon****, W	1987-92	10	119	17	14	31	62-124	Roseau, Minn.
Hendrickson, Stu*, W	1968-71	13	47	18	11	29	10-20	Birchdale, Minn.
Heppner, Rick*, D	1982-84	5	8	2	2	4	2-4	St. Paul, Minn.
Herbst, Dave***, W	1974-77	27, 25	103	30	38	68	73-168	Hibbing, Minn.
Hergert, Dave****, W	1998-02	5, 23	117	15	21	36	4-8	Bloomington, Minn.
Hickey, Chris*, F	2008-09	25	8	1	0	1	2-4	St. Paul, Minn.
Hill, Sean***, D	1988-91	6	124	35	94	129	122-269	Duluth, Minn.
Hinkley, Stan****, W	1970-74	20	120	31	31	62	55-121	Ponoka, Alberta
Houck, Paul****, W	1981-85	16	165	82	95	177	64-137	N. Vancouver, British Columbia
Houston, Paul****, C	1981-85	28	152	73	94	167	51-110	Toronto, Ontario
Howard, Troy****, W	1992-96	18	112	15	12	27	34-71	Madison, Wis.
Hudon, Gilles*, D	1978-79	14	20	1	1	2	4-8	Montreal, Quebec
Hukalo, David****, W	1998-02	8, 21	142	30	55	85	61-130	Edmonton, Alberta
Hussey, Matt****, W	1998-02	9	151	42	42	84	33-66	Plymouth, Minn.

J

Jackson, Mark****, D	1999-03	5	124	7	15	22	60-128	St. Albert, Alberta
Jagger, John***, D	1968-71	4	102	22	68	90	16-32	Sault Ste. Marie, Mich.
Jefferies, James**, D	1973-75	10	63	10	17	27	24-48	Hopkins, Minn.
Jefferies, Mark**, W	1974-76	24	26	1	3	4	5-10	Hopkins, Minn.
Jensen, Chris*, D	1987-89	3	9	1	0	1	0-0	Wilmette, Ill.
Jensen, Erik****, W	1999-03	26	132	15	19	34	109-254	Madison, Wis.
Johannson, Jim****, W	1982-86	11	148	63	67	130	76-166	Rochester, Minn.
Johannson, John****, C	1980-84	12	171	64	112	176	80-180	Rochester, Minn.
Johnson, Brad***, D-W	1974-78	15	95	9	11	20	20-40	Minneapolis
JOHNSON, Craig**, D	2007-	3	40	1	2	3	6-12	Waupaca, Wis.
Johnson, Jack*, D,	1972-73	3	38	4	11	15	8-16	Bloomfield Hills, Mich.
Johnson, Mark***, C	1976-79	10	125	125	131	256	37-74	Madison, Wis.
Johnson, Murray****, W	1974-78	18	161	32	43	75	67-143	Minneapolis
JOHNSON, Patrick**, F	2007-	10	75	11	17	28	32-80	Madison, Wis.
Johnson, Peter****, W	1978-82	11	153	82	77	159	50-106	Madison, Wis.
Johnston, James****, W	1969-73	10	144	52	51	103	60-137	St. James, Manitoba
Joudrey, Andrew ****, C	2003-07	24	160	31	62	93	26-52	Bedford, Nova Scotia
Julka, Chris**, D	2001-04	2	11	1	1	2	1-2	Madison, Wis.

K

Katlaps, Ulvis**, D	1992-94	2	83	9	56	65	19-38	Riga, Latvia
Kavolinas, Clark***, W	1975-79	21	56	4	5	9	12-24	Surrey, British Columbia
Keeley, Richard***, D	1964-67	7, 13	57	23	45	68	55-164	Madison, Wis.
Keller, Randy**, D	1978-81	8	59	0	7	7	31-65	Victoria, British Columbia
Kelso, Douglas*, W	1969-73	24	11	3	1	4	1-2	Madison, Wis.
Kennedy, Charles*, C	1965-66	17	15	8	10	18	12-24	Sault Ste. Marie, Mich.
Keryluk, Ken****, W	1978-82	17	152	35	30	65	21-42	Winnipeg, Manitoba
Klipsic, Richard**, W	1967-70	8	93	34	44	78	31-65	Rochester, Minn.
Klubertanz, Kyle****, D	2004-	2, 20	158	12	60	72	95-206	Sun Prairie, Wis.
Krall, Jon****, D	2000-04	17	106	1	8	9	52-115	Temperance, Mich.
Krug, Tim****, D	1993-97	5	101	2	9	11	47-102	Bloomington, Minn.
Kuk, Dustin****, W	1996-00	18	148	46	75	121	95-266	Livonia, Mich.
Kuklinski, Gary**, W	1969-72	25, 12	64	6	14	20	0-0	Mosinee, Wis.
Kuklinski, Thomas*, W	1972-73	13	0	0	0	0	0-0	Mosinee, Wis.
Kurtz, Brett****, C	1988-92	25, 21	172	32	58	90	93-194	Joliet, Ill.

L

Lannan, Pat***, C-W	1969-72	14	95	27	25	52	33- 67
LaPlante, Mike**, D	1995-97	3, 25	65	0	13	13	54-124
Leavitt, Alex*, C	2001-03	12	68	13	26	39	33-66
Lebler, Ed***, W	1978-81	26	102	39	42	81	26- 55
Lecy, Scott****, W	1977-81	16	151	83	127	210	67-148
Lecy, Todd****, W	1979-83	7	149	50	57	107	80-170
Leevers, Robert***, D	1966-69	3	47	1	15	16	5- 10
Leszczynski, Ron***, W-C	1963-66	18	56	37	58	95	23- 50
Licari, Nick****, C, W	2002-06	31	162	17	35	52	47-111
Likens, Jeff****, D	2003-07	5	161	9	47	56	94-196
LITTLE, Ryan*, D	2008-	20	22	0	3	3	6-12
Lundeen, Dave****, C	1973-77	22	141	60	81	141	107-304
Lundeen, Paul*, W	1977-78	19	33	5	4	9	6- 12
Lundeen, Robert****, D-C	1971-75	4	143	35	65	100	34- 71
Lundeen, Tom*, W	1975-77	6	7	0	0	0	4- 16

M

Macdonald, Doug****, C	1988-92	12	152	75	114	189	98-228
MacKenzie, Ken***, D	1984-87	27	102	2	30	32	41- 90
MacMurchy, Ryan****, W	2002-06	19	164	44	66	110	141-342
McBain, Jamie***, D	2006-09	2	111	15	64	79	34-84
McDONAGH, Ryan**, D	2007-	17	76	10	18	28	45-101
McElroy, Joey*, W	2002-04	6	0	0	0	0	1-2
McFadyen, Douglas***, D	1967-70	2	98	15	67	82	44- 96
McFarlane, Jay***, D	1978-81	7, 2	114	6	28	34	107-222
McGrath, Mike*, D	1983-85	3	44	3	9	12	21- 42
McIntosh, Norm****, D	1974-78	8	158	27	86	113	74-162
McKenzie, Steve**, D	1980-82	3	84	4	24	28	30- 65
Machowski, Thomas***, D	1971-75	2	137	7	31	38	75-150
Maley, Dave****, W	1982-86	20	162	66	100	166	132-301
Meeker, Mike**, W	1975-77	19	76	44	38	82	36- 75
Mellanby, Scott**, W	1984-86	19	72	35	47	82	61-149
Mendel, Rob****, D	1986-90	17	170	3	41	44	57-115
Metro, Tony***, D	1965-68	5	77	19	47	66	35-110
Miller, Sterling*, W	1963-64	9	15	1	2	3	1- 2
MITCHELL, John***, F	2006-	10, 24	98	24	18	42	64-188
Moore, Blaine****, C-W	1990-94	17	141	57	72	129	121-277
Moran, John***, D	1965-68	3, 4	77	9	25	34	10- 20
Moreau, T.R.***, W	1996-99	10	80	15	17	32	43-108
Morgan, Jon****, W	1977-81	22	103	10	21	31	35- 78
Mullen, Brian**, W	1980-82	19	71	31	30	61	19- 38
Mullens, Brad***, D	1974-78	14, 7	93	3	12	15	59-118
MURRAY, Jordy*, F	2008-	18	40	8	5	13	20-40
Murray, Matt****, C-W	1998-02	14	140	38	35	73	110-239

N/O

Nate, Jeff*, W	1980-84	26	2	1	0	1	0- 0
Nelson, Chris****, D	1988-92	8	144	11	31	42	103-206
Nelson, Gregory***, W	1966-69	12, 7	85	29	23	52	31- 84
Newberry, John**, W	1980-82	10	78	68	59	127	50-119
Norwich, Craig***, D	1974-77	5	114	42	126	168	76-160
Obrodovich, Thomas***, W	1965-68	4, 15	78	57	33	90	22- 53
Olinger, Matt****, D	2003-07	3	138	0	3	3	59-129
Olmstead, Dennis**, C	1972-74	12	75	45	58	103	17- 34
Osiecki, Mark***, D	1987-90	24	108	6	42	48	62-156
Ostapina, Mark*, W	1977-79	28	8	0	1	1	0- 0
Otness, David*, W	1973-74	21	36	11	10	21	3- 6

P - R

Parker, John***, C-W	1986-91	7	107	18	22	40	44- 88
Pavelski, Joe**, C	2004-06	8	84	39	62	101	30-60
Pay, David**, W	1972-74	9	73	33	30	63	33- 66
Pearson, Ted****, W	1980-84	24, 19	154	40	61	101	126-294
Perrin, Ian****, D	1974-79	12, 6	129	3	20	23	29- 58

FATHERS & SONS

Seven sons have followed in their father's footsteps and become Badgers.

Murray Heatley ('68-71)
Dany ('99-01)
Mark ('03-05)

Gary Winchester ('70-74)
Brad ('99-03)

Dean Talafous ('71-74)
Pete ('02-05)

Bob Suter ('75-79)
Ryan ('03-04)

Lee Skille ('75-76)
Jack ('05-07)

Mark Johnson ('76-79)
Patrick ('07-current)

OH BROTHER!

Over the years, 13 families have had two or more brothers play hockey at the University of Wisconsin.

The Lundeens (Robert, Dave, Tom and Paul) all played in the 1970s. Tony, Don and Rob Granato were part of UW teams in the 1980s and 1990s.

The only set of twin brothers to become Badgers were Mark and Mike Strobel.

Mark and Peter Johnson, and John, Bob and Gary Suter were all local boys who became Badgers.

Rounding out the remaining brother combinations are Jeff and Rob Andringa, Mark and Dany Heatley, Jim and Mark Jefferies, Jim and John Johannson, Gary and Tom Kuklinski, Scott and Todd Lecy, Scott and Steve Sabo, and Jeff and Scott Sanderson.

Calgary, Alberta
Calgary, Alberta
Edmonton, Alberta
Vanderhoof, British Columbia
Rochester, Minn.
Rochester, Minn.
Devils Lake, N.D.
Mosinee, Wis.
Duluth, Minn.
Barrington, Ill.

Fond du Lac, Wis.

Minneapolis
Minneapolis
Minneapolis
Minneapolis

Port Moody, British Columbia
Kelowna, British Columbia
Regina, Saskatchewan
Faribault, Minn.
Arden Hills, Minn.
Coon Valley, Min.
Calgary, Alberta

Edmonton, Alberta
Rowland Heights, Calif.
Grand Prairie, Alberta
Leduc, Alberta

Chicago
Edina, Minn.
Ottawa, Ontario
Islington, Ontario
Los Angeles
Sault Ste. Marie, Mich.

Neenah, Wis.

Kitimat, British Columbia
Devils Lake, N.D.
Rockford, Ill.
Minnetonka, Minn.
New York
North Bay, Ontario
Faribault, Minn.
Fond du Lac, Wis.

Salt Lake City
Los Angeles
Fond du Lac, Wis.
Victoria, British Columbia
Edina, Minn.
Eagle River, Wis.
Madison, Wis.
Calgary, Alberta
Burnsville, Minn.
Oak Lawn, Wis.
Edina, Minn.

White Bear Lake, Minn.
Plover, Wis.
St. Catharines, Ontario
Flin Flon, Manitoba
Spy Hill, Saskatchewan

Peterson, Larry, W-G	1966-68	21, 17	4	0	1	1	0-0	Wayzata, Minn.
Peterson, Matt****, D	1994-98	6	114	5	5	10	46-92	Maple Grove, Minn.
Petruzates, James***, W-C	1964-67	16	66	55	43	98	41-98	Eagle River, Wis.
Phippen, Tim**, D	1976-79	15, 25	89	3	9	12	9-18	St. Paul, Minn.
Piskula, Joe***, D	2004-07	7	112	3	19	22	40-80	Antigo, Wis.
Plante, Dan***, W	1990-93	22, 32	115	42	49	91	133-309	Hayward, Wis.
Poffenroth, Robert***, C	1967-70	16	99	74	95	169	58-156	Calgary, Alberta
Poss, Greg***, W	1986-89	2	98	7	18	25	44-88	Green Bay, Wis.
Rafalski, Brian****, D	1991-95	3	150	20	80	100	58-124	Allen Park, Mich.
Ragatz, Frederick**, D	1963-65	4	30	1	3	4	9-21	Madison, Wis.
Rahko, Richard*, W-C	1964-65	15	23	14	14	28	0-0	Eveleth, Minn.
Ranheim, Paul****, W	1984-88	25	161	88	89	177	83-191	Edina, Minn.
Raygor, Erik***, W	1994-98	23	130	45	41	86	106-237	Superior, Wis.
Reay, Bill Jr.***, W	1970-74	27, 15	92	25	22	47	44-88	Chicago
Reed, William*, W	1963-65	10, 17	20	1	1	2	5-10	Upper Saddle River, N.J.
Reinprecht, Steve****, C-W	1996-00	27	154	72	90	162	29-58	Edmonton, Alberta
Repins, Ed**, D	1980-82	14	38	3	8	11	10-20	Shorewood, Wis.
Revak, Glenn****, C-W	1984-88	26, 16	131	27	36	63	14-28	Winnipeg, Manitoba
Richter, Barry****, D-W	1989-93	2, 26	170	52	104	156	90-204	Madison, Wis.
Riley, John**, W	1964-67	8	70	18	31	49	24-51	Madison, Wis.
Rohlik, Steve****, W	1986-90	18, 9	166	34	47	81	79-189	St. Paul, Minn.
Romanchuk, Rod****, W	1975-79	11, 24	162	54	52	106	41-82	St. Paul, Minn.
Rothering, Tim****, D-W	1995-99	24	138	13	43	56	80-187	Madison, Wis.
Rotsch, Jeff***, D	1969-72	7	99	8	45	53	50-100	Minneapolis, Minn.
Rowe, Ken**, C	2003-05	12	25	1	3	4	6-12	Faribault, Minn.
Russo, John***, D	1963-66	2	60	17	21	38	38-83	Sault Ste. Marie, Mich.
Rutlin, Ronald***, D	1965-68	15, 6	49	4	11	15	11-22	Madison, Wis.
Ryan, Tom****, C-W	1982-86	22	90	33	30	63	11-22	Madison, Wis.

S

Sabo, Scott***, W-C	1980-84	23	120	24	34	58	54-124	Thief River Falls, Minn.
Sabo, Steve****, D	1994-98	7	112	9	27	36	58-143	Madison, Wis.
Sabol, Shaun***, D	1986-88	28	48	11	19	30	51-108	Minneapolis
Sager, Tim**, W-C	1980-84	29, 33	45	6	13	19	14-28	St. Paul, Minn.
Sagissor, Tom****, W	1986-90	19	162	31	48	79	135-338	Hastings, Minn.
Sanderson, Jeff****, D	1989-94	5, 22	21	1	1	2	5-10	Edina, Minn.
Sanderson, Scott****, C	1992-96	25, 20	110	21	22	43	21-50	Edina, Minn.
Sawatske, Tom**, D	2002-04	28	54	3	11	14	8-27	Duluth, Minn.
Scheid, Jim**, C	1976-80	29, 23	127	29	60	89	45-92	Rochester, Minn.
Scheid, Tony**, W	1984-88	32, 33	66	16	8	24	12-24	Austin, Minn.
Semandel, Kurt****, W-D	1985-89	6	140	13	19	32	37-82	West Allis, Wis.
Shaughnessy, Robert**, W	1970-74	16	47	5	6	11	4-8	Blind River, Ontario
Shier, Andrew****, W	1990-94	9	146	53	115	168	106-255	Port Huron, Mich.
Shuchuk, Gary****, C-W	1986-90	26, 16	177	85	91	176	143-314	Edmonton, Alberta
Simon, Joe**, F	2001-03	18	29	2	2	4	3-14	Grosse Pointe, Mich.
Siren, Niki****, W	1996-00	20	139	15	22	37	35-70	Kouvola, Finland
Skille, Jack**, W	2005-07	12	67	21	18	39	23-49	Madison, Wis.
Skille, Lee*, W	1975-76	13	12	0	3	3	2-4	Madison, Wis.
SMITH, Brendan**, D	2007-	7	53	11	24	35	41-101	Mimico, Ontario
Smith, David***, W	1967-70	19, 21	93	27	46	73	64-137	Regina, Saskatchewan
Smith, Mark****, W	1994-98	22	118	19	19	38	21-50	Woodbury, Minn.
Snedden, Dennis****, W	1987-91	27	170	50	48	98	92-192	Eagle River, Wis.
Speer, Dave*, W	1978-80	12	56	17	22	39	12-27	Calgary, Alberta
Spencer, Jamie****, C	1991-95	18, 12	143	46	59	105	66-157	Carmel, Ind.
Spooner, Rick****, D	1997-01	34, 22	24	0	1	1	11-33	Scarborough, Ontario
SPRINGER, Eric*, D	2008-	4	19	1	2	3	8-16	Wrightstown, Wis.
Stanton, Paul****, D	1985-89	5	167	25	90	115	132-310	Foxboro, Mass.
Stauffacher, Chad**, W	1997-00	25	54	7	10	17	28-56	Sun Prairie, Wis.
STEPAN, Derek*, F	2008-	21	40	9	24	33	3-6	Hastings, Minn.
STREET, Ben****, F	2005-	22	128	34	29	63	26-60	Coquitlam, British Columbia
Strobel, Mark****, D	1991-95	20, 26	151	21	41	62	116-252	St. Paul, Minn.
Strobel, Mike****, W	1991-96	27	155	49	51	100	112-297	St. Paul, Minn.
Suter, Bob****, D	1975-79	2	157	27	76	103	177-377	Madison, Wis.
Suter, Gary**, D	1983-85	4	74	16	57	73	89-178	Madison, Wis.
Suter, John***, D	1973-78	3	117	4	15	19	71-145	Madison, Wis.
Suter, Ryan *, D	2003-04	4	39	3	16	19	41-93	Madison, Wis.
Sykes, Rodger****, D	1987-91	4, 23	134	8	19	27	43-86	Waukegan, Ill.

T

Taft, John****, D	1972-77	7	156	36	95	131	52-111	Minneapolis
Talafous, Dean***, C	1971-74	17	111	48	85	133	50-105	Hastings, Minn.
Talafous, Pete***, W	2002-05	15, 17	52	3	17	20	11-22	Hudson, Wis.
Tanabe, Dave*, D	1998-99	21	35	10	12	22	22-44	White Bear Lake, Minn.
Tancill, Chris****, C-W	1986-90	22	173	81	92	173	80-168	Livonia, Mich.
Tanner, Bert*, W	1963-64		11	1	0	1	2-7	Middleton, Wis.
Thomas, Tim***, D	1981-86	29, 7	151	41	113	154	104-248	Richfield, Minn.
THURBER, Matt*, F	2008-	12	33	2	6	8	12-24	Beaver Dam, Wis.
Tochterman, Mat*, W	1968-72	15	35	12	17	29	6-18	Green Bay, Wis.
Tok, Chris****, D	1991-95	14	144	10	26	36	141-302	Coleraine, Minn.
Tompkins, Dan**, W	1993-95	25	50	5	10	15	44-113	Minnetonka, Minn.
Tschipper, Steve****, W	1982-86	18	70	8	11	19	11-22	Thornhill, Ontario
Tucker, Chris****, W	1990-94	19	155	37	44	81	28-73	Bloomington, Minn.
Tuomie, Tray**, W	1989-91	15	60	10	22	32	6-12	Minneapolis
TURNBULL, Podge**, F	2007-	8	61	8	9	17	27-70	Hayward, Wis.
Turris, Kyle*, C	2007-08	19	36	11	24	35	15-38	New Westminster, B.C.
Tuttle, Steve****, W	1984-88	23, 9	147	63	74	137	17-34	Vancouver, British Columbia

U/V

Uihlein, Phil**, W	1970-72	9	60	9	7	16	6-12	Milwaukee
Ulseth, Tom****, W	1974-78	16	160	56	73	129	38-79	Moorhead, Minn.
Van Dyke, John*, W	1963-64		13	5	1	6	1-2	Milwaukee
Vargas, Ernie****, W	1982-86	8	156	35	58	93	79-199	Coon Rapids, Minn.
Vega, Rob****, D	1998-02	13	134	5	14	19	32-64	Madison, Wis.
Vincent, Ron****, W	1978-82	20	159	75	131	206	57-118	Victoria, British Columbia

W-Z

Walsh, Matt****, D	1982-86	14	166	8	54	62	108-219	Madison, Wis.
Wallace, Bruce*, D	1979-80	3	36	2	12	14	14-34	W. Vancouver, British Columbia
Weiss, James*, C-W	1963-64	17	12	10	9	19	1-2	Shaker Heights, Ohio
Welsh, Theran****, D	1977-81	5	161	34	194	228	94-220	Weldon, Saskatchewan
Wheeler, Andy****, W	1998-02	31	134	23	37	60	47-110	Duluth, Minn.
Whipple, Richard**, W	1964-66	14	17	3	3	6	2-4	Madison, Wis.
White, Jeff**, D	1983-85	29	43	1	2	3	14-28	Rosemont, Pa.
Wiitala, Marty****, D-W	1982-86	17	163	46	82	128	20-40	Superior, Wis.
Williams, Max****, C-W	1992-96	16	148	65	61	126	59-151	Mahwah, N.J.
Winchester, Brad****, C-W	1999-03	8	150	40	44	84	106-215	Madison, Wis.
Winchester, Gary****, C	1970-74	8	144	83	80	163	22-44	Calgary, Alberta
Wozniowski, Andy***, D	2001-04	7	116	10	28	38	49-205	Buffalo Grove, Ill.
Young, Donald**, C-W	1966-69	20	21	9	13	22	1-2	London, Ontario
Young, Frank***, W-C	1963-66	12, 10	58	24	19	43	21-45	Madison, Wis.
Young, James***, W	1969-72	11	104	55	56	111	38-76	Dafer, Mich.
Zent, Jason****, W	1990-94	11	164	92	68	160	179-397	Cheektowaga, N.Y.

The Goaltenders

Player	Years	GP	GA	GAA	Saves	SV%	SO	Hometown
Althaus, Jeff**	1990-93	1	1	10.87	2	.667	0	St. Cloud, Minn.
Anderson, Dean****	1984-88	110	403	3.82	3024	.882	2	Oshawa, Ontario
Baranczyk, Mark***	1999-02	6	2	6.81	6	.750	0	Green Bay, Wis.
Baretta, Julian****	1975-79	86	310	3.69	2468	.888	2	Edmonton, Alberta
Baxter, Gary****	1982-86	38	122	3.87	817	.870	1	Don Mills, Ontario
Behrend, Marc***	1980-83	69	164	2.64	1705	.912	4	Madison, Wis.
Brückler, Bernd****	2001-05	114	274	2.48	2981	.916	8	Graz, Austria
Carey, Jim**	1992-94	65	192	3.05	1755	.901	2	Weymouth, Mass.
Connelly, Shane****	2005-09	90	211	2.39	2220	.913	8	Cheltenham, Pa.
Daubenspeck, Kirk****	1993-97	121	440	3.79	3517	.889	1	Madison, Wis.
Derksen, Duane****	1988-92	129	413	3.33	3222	.886	6	Morden, Manitoba
Dibble, Mike****	1973-78	95	365	3.88	2895	.888	1	Minneapolis, Minn.
Duffy, James*	1963-64	15	61	4.07	456	.882	1	Highland Park, Ill.
Elliott, Brian****	2003-07	86	148	1.78	1984	.931	16	Newmarket, Ontario
Engberg, Gary*	1970-71	10	15	2.05	200	.930	1	Glenview, Ill.
Gabona, Ernest*	1963-64	2	9	4.50	41	.820	0	Cleveland, Ohio
Gremore, Jamey***	1978-81	20	70	4.35	465	.869	0	White Bear Lake, Minn.
GUDMANDSON, Scott**	2007-	12	26	3.16	192	.881	0	Sherwood Park, Alberta
Hall, Ben***	1964-67	6	20	3.23	106	.841	0	Huntington, N.Y.
Henderson, Jeff****	2005-09	29	0	0.00	0	.000	0	Menomonie, Wis.
Jeffery, Ryan****	2005-09	30	0	0.00	0	.000	0	Madison, Wis.
Johnson, Gary***	1964-67	63	241	3.84	1759	.880	3	Roseau, Minn.
Joseph, Curtis*	1988-89	38	94	2.49	1061	.919	1	Newmarket, Ontario
Kabotoff, Scott****	1999-03	51	140	3.26	1292	.902	1	Sherwood Park, Alberta
Kleisinger, Terry****	1980-84	86	259	3.30	2161	.893	9	Nanaimo, B.C.
Kohtala, Luke**	2002-05	1	0	0.00	1	1.00	0	Appleton, Wis.
Lambie, John****	1985-89	2	1	4.55	6	.857	0	Waukesha, Wis.
Makey, Jim***	1970-73	60	217	3.56	1769	.891	0	Dunville, Ontario
McNab, Dave***	1973-78	16	40	2.85	327	.891	0	San Diego
Melanson Graham****	1997-01	140	380	2.78	3850	.910	9	Plymouth, Nova Scotia
Michelizzi, Jon***	1989-93	43	134	3.72	891	.869	1	Duluth, Minn.
Mill, Gary*	1982-84	2	4	4.11	22	.846	0	Kirkwood, Mo.
Passalino, Mark**	1982-86	0	0	0.00	0	.000	0	Lake Forest, Ill.
Pendleton, Kip**	1978-81	1	2	6.00	9	.818	0	Madison, Wis.
Perkins, Richard****	1971-75	64	202	3.26	1811	.900	3	St. Paul Park, Minn.
Peterson, Larry**	1966-68	8	17	2.13	108	.864	0	Wayzata, Minn.
Richter, Mike**	1985-87	60	218	3.71	1864	.895	1	Flourtown, Pa.
Sauer, John*	1994-95	1	0	0.00	0	.000	0	Fox Point, Wis.
Schultz, Roy**	1978-80	52	216	4.29	1597	.881	2	Rush Lake, Saskatchewan
Soper, Jake****	1994-99	11	19	3.76	115	.858	0	Menomonie, Wis.
Sundby, Jon*	1964-65	5	5	4.00	13	.722	0	Madison, Wis.
Thomas, Wayne**	1968-70	39	104	2.84	1039	.909	3	Ottawa, Ontario
Valley, Mike**	1996-98	33	90	3.09	796	.898	0	Delta, British Columbia
Vroman, Robert***	1967-70	59	164	3.05	1312	.889	6	Bloomington, Minn.

*—letters won; Current players are bolded and capitalized.

Net Records

Dean Anderson	68-34-2
John Anderson*	9-3-1
Mark Baranczyk	0-0-0
Julian Baretta	51-25-6
Gary Baxter	19-13-2
Marc Behrend	49-8-3
Bernd Brückler	51-41-16
Jim Carey	39-21-2
Shane Connelly	41-36-11
Kirk Daubenspeck	55-55-8
Duane Derksen	80-40-6
Mike Dibble	50-36-7
James Duffy	8-4-3
Brian Elliott	51-27-6
Gary Engberg	6-3-0
Ernest Gabona	0-1-0
Jamey Gremore	7-8-0
Ben Hall	5-0-0
Gary Johnson	37-28-0
Curtis Joseph	21-11-5
Scott Kabotoff	14-23-3
Terry Kleisinger	47-29-2
John Lambie	0-0-0
Jim Makey	41-16-0
Doug McFadden*	3-1-0
Dave McNab	10-2-0
Graham Melanson	81-48-8
Jon Michelizzi	22-10-2
Kip Pendleton	0-0-0
Dick Perkins	36-19-6
Larry Peterson	5-0-0
Mike Richter	33-25-1
Roy Schultz	29-21-1
Jake Soper	1-0-2
Doug Spitzig*	0-2-0
Wayne Thomas	23-13-1
Mike Valley	15-12-1
Bob Vroman	28-18-1

*—played, but did not letter

Jersey Numbers

1 - Jim Duffy, Gary Johnson, Bob Vroman, Jim Makey, Dick Perkins, Julian Baretta, Roy Schultz, Terry Kleisinger, Jim Lozinski, Mike Richter, Curtis Joseph, Matt Gleasman, Brian Volp, Kirk Daubenspeck, Mark Baranczyk, Scott Kabotoff, Brian Elliott, Scott Gudmandson

2 - John Russo, Ron Rutlin, Doug McFayden, Brian Wright, Tom Machowski, Bob Suter, Jay McFarlane, Jan-Ake Danielson, Garry Bunz, Greg Poss, Barry Richter, Jacques Auger, Ulvis Katlaps, Ted Carlson, Jason Reimers, Chris Julka, Kyle Klubertanz, Jamie McBain

3 - Ken Grafton, Charles Alward, John Moran, Bob Leevers, Brian Erickson, Jack Johnson, John Suter, Brian Devlin, Kelly Elcombe, Bruce Wallace, Steve McKenzie, Mike McGrath, Chris Jensen, Matt Smith, Brian Rafalski, Mike LaPlante, Woody Levin, Matt Olinger, Craig Johnson

4 - Fritz Ragatz, Tom Obrodovich, John Moran, John Jagger, Bob Lundeen, John Gregory, Ron Griffin, Pat Ethier, Gary Suter, Garry Bunz, Rodger Sykes, Kurt Semandel, Joe Harwell, Mickey Elick, Luke Gruden, Brian Fahey, Ryan Suter, Davis Drewiske, Eric Springer

5 - Bob Busse, Tony Metro, Dan Gilchrist, Dave Arundel, Craig Norwich, Theran Welsh, Rick Heppner, Paul Stanton, Jeff Sanderson, Tim Krug, Dave Hergert, Mark Jackson, Jeff Likens, Blake Geoffrion

6 - Don Addison, Ron Rutlin, Chuck Burroughs, Dave Arundel, Ernie Blackburn, Steve Short, Brian Engblom, Tom Lundeen, Ian Perrin, Jeff Andringa, Dennis Will, Kurt Semandel, Sean Hill, Matt Peterson, Matt Doman, Jake Dowell, Josh Engel, Tom Bardis, Justin Schultz

7 - Chuck Ellis, Richard Keeley, Terry Lennartson, Greg Nelson, Jeff Rotsch, Jim Weston, John Taft, Brian Campbell, Jay McFarlane, Todd Lecy, Tony Scheid, Tim Thomas, John Parker, Joe Harwell, Kelly Fairchild, Steve Sabo, Mike Cerniglia, Andy Wozniowski, Joe Piskula, Brendan Smith

8 - Bert Tanner, Mike Riley, John Riley, Dick Klipsic, Gary Winchester, Norm McIntosh, Randy Keller, Bo Snuggerud, Ernie Vargas, Andy Akervik, Chris Nelson, Darren Haley, David Hukalo, Brad Winchester, Andy Brandt, Joe Pavelski, Andy Bohmbach, Podge Turnbull

9 - Sterling Miller, Charles Ellis, Bert DeHate, Phil Uihlein, Dave Pay, Steve Polfuss, Les Grauer, Lexi Doner, Micky Doner, Steve Tuttle, Steve Rohlik, Andrew Shier, Brad Englehart, Matt Hussey, John Eichelberger, Matt Auffrey, Mike Davies

10 - Bill Reed, Ben Hall, Frank Chan Young, Mike Gleffe, Jim Johnston, Jim Jefferies, Kevin Nagel, Mark Johnson, Chuck Durocher, John Newberry, Jacques de St. Phalle, Mark Edwards, Paul Graveline, John Helgeson, Shawn Carter, T.R. Moreau, Jake Heisler, Robbie Earl, John Mitchell, Patrick Johnson

11 - Ernie Gabona, Ray Clegg, Jeff Carlson, Mark Fitzgerald, Jim Young, Steve Alley, Rod Romachuk, Scott Lecy, Peter Johnson, Jim Johannson, John Byce, Jason Zent, Rick Enrico, Yuri Gusak, Dan

Guenther, John Eichelberger, Brent Gibson, Jake Dowell, Andy Bohmbach

12 - Frank Chan Young, Greg Nelson, Murray Heatley, Mike Koch, Gary Kuklinski, Dennis Olmstead, Ian Perrin, Dave Speer, John Johannson, Pat Ford, Doug Macdonald, Jamie Spencer, Jason Helbing, Alex Brooks, Alex Leavitt, Ken Rowe, Jack Skille, Tom Bardis, Matt Thurber

13 - Dick Whipple, Ben Hall, Mark Fitzgerald, Stu Henrickson, Tom Kuklinski, Rich Wineberg, Lee Skille, Dan Gorowsky, Tom Carroll, Gary Suter, Brian Sergerian, Jason Francisco, Mike Mickelson, Rob Vega, Aaron Bendickson

14 - Tom French, Dick Whipple, Mike Cowan, Pat Lannan, Ernie Blackburn, Gordy Sinclair, Brad Mullens, Gilles Hudon, Ed Repins, Eric Faust, Matt Walsh, Joe Decker, Chris Tok, Luke Gruden, Matt Murray, Tom Gilbert, Ben Grotting

15 - Camp VanDyke, Richard Rahko, Tom Obrodovich, Matt Tocherman, Billy Reay, Jr., Brad Johnson, Tim Phippen, Dan Gorowsky, Brad Benson, Todd Delveaux, Kurt Svendsen, Tray Toumie, Todd Hedlund, Dan Guenther, Dany Heatley, Pete Talafous, Tom Gorowsky, Craig Smith

16 - Jim Craig, Jim Petruzates, Bob Poffenroth, Tom Ulseth, Scott Lecy, Paul Houck, Glenn Revak, Gary Shuchuk, Shawn Carter, Max Williams, Jeff Dessner, Adam Burish, Blake Geoffrion, Sean Dolan

17 - Jim Weiss, William Reed, Chuck Kennedy, Larry Peterson, Bryan Teed, Jim Boyd, Dean Talafous, Mike Eaves, Ken Keryluk, Marty Wiitala, Rob Mendel, Blaine Moore, Craig Anderson, Jon Krall, Pete Talafous, Nigel Williams, Ryan McDonagh

18 - Ron Leszcynski, John Bennett, Chuck Burroughs, Dean Connor, Al Folk, Mark Lomenda, Pete Scamurra, Murray Johnson, Brian Campbell, John Dougherty, Steve Tschipper, Steve Rohlik, Noel Rahn, Jamie Spencer, Troy Howard, Dustin Kuk, Joe Simon, Matthew Ford, Jordy Murray

19 - Steve Botham, Bert DeHate, Dave Smith, Murray Heatley, Don Deprez, Mike Meeker, Paul Lundeen, Mike Blaisdell, Brian Mullen, Ted Pearson, Scott Mellanby, Tom Sagissor, Chris Tucker, E.J. Bradley, Kent Davyduke, Ryan MacMurchy, Aaron Bendickson, Kyle Turris, Jake Gardiner

20 - Ron Rutlin, Dan Young, Norm Cherrey, Stan Hinkley, Mark Capouch, Ron Vincent, Dave Maley, Kurt Stahura, Don Granato, Mark Strobel, Scott Sanderson, Niki Siren, Dan Boeser, Ryan Suter, Kyle Klubertanz, Ryan Little

21 - Larry Peterson, Don Young, Jerry Fitzgerald, Dave Smith, Norm Cherrey, Dave Otness, Clark Kavolinas, Bruce Eakin, Chris Chelios, Tony Granato, Rob Andringa, Brett Kurtz, Rob Granato, Joe Bianchi, Dave Tanabe, David Hukalo, Joey McElroy, Andy Brandt, Derek Stepan

22 - Dave Grossfield, Max Bentley, Max Bentley, Dave Lundeen, Jon Morgan, Tom Ryan, Chris Tancill, Dan Plante, Jeff Sanderson, Mark Smith, Rick Spooner, John Funk, Ben Street

23 - Dean Connor, John Lloyd, Tim Dool, Steve Clippingdale, George Gwozdecky, Jim Scheid,

Scott Sabo, Steve Tuttle, Todd Geisness, Rodger Sykes, Mike Doers, Erik Raygor, Dave Hergert, Rene Bourque, Derek Lee

24 - Joe Middlebury, Ken Weiss, Brian Wright, Doug Kelso, Tim Hausman, Mark Jefferies, Rod Romanchuk, Pat Ethier, Ted Pearson, Eric Faust, Mark Osiecki, Joe Harwell, Maco Balkovec, Tim Rothering, Matt Doman, Andrew Joudrey, John Mitchell

25 - Gary Kuklinski, Tom Chuckel, Chris Wright, Brock Mathieson, John Gregory, Dave Herbst, Tim Phippen, Bruce Driver, Paul Ranheim, Brett Kurtz, Kelly Fairchild, Scott Sanderson, Dan Tompkins, Mike LaPlante, Chad Stauffacher, A.J. Degenhardt, Chris Hickey

26 - Chris Wright, Gary Coates, John Walsh, Ron Griffin, Ed Lebler, Pat Flatley, Jeff Nate, Glenn Revak, John Byce, Gary Shuchuk, Kurt Gonce, Barry Richter, Mark Strobel, Rick Enrico, Erik Jensen, Mark Heatley, Zach Bearson, Keegan Meuer

27 - Dave Herbst, Mike Dibble, Roy Schultz, Marc Behrend, Ken MacKenzie, Dennis Snedden, Mike Strobel, Steve Reinprecht, Joe Campbell, Ross Carlson, Cody Goloubef

28 - Brian Campbell, Steve Ganske, Mart Ostapina, Kip Pendleton, Paul Houston, Andy Akervik, Shawn Sabol, Kurt Stahura, Chad Vandertop, Fran Bussey, Dan Bjornlie, Tom Sawatske, Jordy Murray

29 - Cliff Johnston, Jim Scheid, Jamey Gremore, Tim Sager, Tim Thomas, Jeff White, Roger Rougelot, Kurt Stahura, Duane Derksen, Jim Carey, Graham Melanson, Luke Kohtala, Jeff Henderson

30 - John Sundby, Ben Hall, Larry Peterson, Wayne Thomas, John Anderson, Doug McFadden, Dave McNab, Gary Baxter, Scott Skaleski, Jake Soper, Ryan Jeffery

31 - Gary Engberg, Jim Makey, Dave McNab, Larry Vanagas, Marc Behrend, Mark Passalino, Dean Anderson, John Michelizzi, John Sauer, Chris Addesa, Andy Wheeler, Nick Licari

32 - Chris Nelson, Doug Spitzig, Loren Seagraves, Mike Dibble, Paul Graveline, Tony Scheid, Dan Plante, Chris Exarhos, Kevin Granato, Bernd Brückler

33 - Doug Spitzig, Dave McNab, Tim Sager, Judd Sondreal, Tony Scheid, Matt Buss, Rob Lurtsema, Mike Cerniglia, Brett Bennett

34 - Crister Olviken, Vic Posa, Rick Spooner

35 - Gary Mill, Mark Passalino, John Lambie, Jeff Althaus, Mike Valley, Mark Baranczyk, Shane Connelly, Mitch Thompson

55 - John Ramage

Coaching History

When the UW athletic counsel voted to officially recognize ice hockey as a varsity sport (1921-22), Dr. A.C. Viner was named the UW's first varsity ice hockey coach. But hockey at the UW was organized at the club level as far back as 1892. In the years leading up to that first season, Joe Steinauer coached Badger club teams from 1916-19. His name is the earliest mention of a UW hockey coach, club or varsity level.

All-Time Coaching Marks

Coach	Years	Record	Win Pct.
Dr. A.C. Viner	1921-23	3-13-3	.237
Robert Blodgett	1923-24	3-9-1	.269
Kay Iverson	1924-26	9-10-5	.479
W.R. Brandow	1926-27	1-9-0	.100
John Farquhar	1927-30	21-20-7	.510
Spike Carlson	1930-31	4-6-1	.409
Art Thomsen*	1931-35	9-22-1	.297
	1963-64	8-5-3	.594
John Riley*	1963-66	34-19-3	.634
Bill Rothwell**	1975-76	12-24-2	.342
Bob Johnson	1966-82	367-175-23	.670
Jeff Sauer	1982-02	489-306-46	.609
Mike Eaves	2002-	143-11-34	.556

* Thomsen and Riley were co-coaches in 1963-64

** Bill Rothwell served as interim coach during the 1975-76 season while Bob Johnson coached the 1976 United States Olympic Team.

Assistant Coaches

Norm Bolitho	1964-65
Bruce Davey	1965-68
Pat Ford	1994-02
Bill Howard	1973-08
John Hynes	2002-03
Mark Johnson	1996-02
Peter Johnson	1987-91
Mike Kemp	1981-82, '83-96
Mark LeRose	2003-04
David Lassonde	1991-94
Doug McFadyen	1971-72
Barry McPherson	1970-71
Tom Osenton	1978-81
Mark Osiecki	2004-present
Scott Owens	1991-92
Kevin Patrick	2005-present
Dick Perkins	1976-77
Ian Perrin	1985-90
Jeff Rotsch	1973-74
Ron Rutlin	1968-69
Jeff Sauer	1969-71
Grant Standbrook	1976-87
Troy Ward	2002-05
Jim Weiss	1964-65
Gary Weitz	1975-79

Coaching

Bob Johnson

A man who has connections to four WCHA schools is the one responsible for crafting Wisconsin's hockey program into the one rich in winning tradition.

During the days Wisconsin football and basketball struggled through losing seasons, Wisconsin hockey captured the imagination of Badger fans beginning in 1964 when Bob Johnson took the reigns of the club.

Payoff came in 1973 when the Johnson-led Badgers corralled Denver, 4-2, for the schools' first NCAA title. Two more championships would follow during the Johnson era, including four years later in 1977. Captained by Mike Eaves, the 1977 team scored in overtime against Michigan in Detroit for championship No. 2. Finally in 1981, Wisconsin won a 6-3 contest from Minnesota in Duluth, Minn., to make it three titles in eight seasons.

During his time at Wisconsin, Johnson began the Wisconsin Olympic tradition. As head coach of the 1976 U.S. Olympic Team, Johnson took along three Badgers to Montreal. Four years later his son Mark, currently the coach of the Wisconsin's women hockey Badgers, would pace the Americans in scoring and lead the "Miracle on Ice," as the United States won gold over the heavily favored Soviet Union.

Johnson moved on to the professional ranks after 15 seasons and before the start of the 1982-83 season, joining the Calgary Flames as head coach. He took the Flames to the Stanley Cup finals in 1986, before once again moving on following the 1986-87 season. Johnson left the NHL to take over as executive director of USA Hockey.

The NHL called once again in 1990-91 as Johnson turned the Pittsburgh Penguins, a sub-.500 team the previous year, into Patrick Division, Prince of Wales Conference and Stanley Cup champions in just one season behind the bench. He was chosen to lead Team USA the following fall at the Canada Cup, but fell ill. A few weeks later, the hockey world was stunned by his death from can-

cer. The Penguins repeated as Cup champions that year and dedicated their triumph to the memory of the man who helped so many people during his career.

A 1992 inductee into the Hockey Hall of Fame in Toronto, he was inducted into the U.S. Hockey Hall of Fame in 1991 and the UW Athletics Hall of Fame in 1992.

Johnson's legacy still resonates today at the University of Wisconsin. His immortal words, "It's a great day for hockey!" hang from the Kohl Center rafters and from the rafters of ice rinks all over the State of Wisconsin.

Jeff Sauer

His list of achievements in the college hockey circuit places him among the elite in the coaching ranks. He is not only the winningest coach in Badger history in any sport, but he is the WCHA's most victorious.

Jeff Sauer spent 31 years behind the collegiate bench, including 20 in charge of the Badger hockey program. Since beginning his coaching career back in 1966, as a 23-year-old assistant to the legendary Bob Johnson at Colorado College, Sauer is the only person in WCHA annals to coach 30 seasons in the league and is also its winningest.

Sauer holds numerous league coaching records including those for longevity and for most games coached (1,244). His 655 wins rank seventh on the NCAA all-time coaches victory list.

In his 20 years at the UW, Sauer enjoyed unprecedented success. No other coach won more UW games (489) or coached in more contests (841).

He became the first coach in college history to win a national title in his inaugural season at a school when the 1982-83 Badgers won the school's fourth NCAA championship. His second national title came during the 1989-90 season when his team went 36-9-1 on its way to recording the school's second-winningest season in history.

Sauer recorded four 30-win seasons (1982-83, 1987-88, 1989-90, 1999-2000), the most of any UW coach.

In WCHA play, the UW finished in the league's top three 14 times during his tenure, winning league titles in 1990 and 2000.

One of the most-respected coaches in the game, he continues to be a consummate dip-

lomat for the game of hockey. Sauer remains involved at all levels of hockey, from instructing kids at summer camps to speaking at high school assemblies to coaching international-level athletes in world tournaments.

In the summer of 2000, Sauer was honored by USA Hockey, when he received the JOFA/USA Hockey Distinguished Achievement Award. The award is given annually to a U.S. citizen who has made hockey his or her profession and has made outstanding contributions, on or off the ice, to the sport in America.

Many of Sauer's former players have received national honors and gone onto successful careers in pro hockey. Seventeen have earned all-America honors, and names like Chelios, Driver, Flatley, Granato, Joseph, Mellanby and Richter have adorned NHL jerseys for decades after playing collegiately for Sauer at Wisconsin.

In August of 2000, Sauer coached his first-ever women's team at the women's Olympic Festival in Lake Placid, N.Y. Olympian Cammi Granato (a sister to former Badgers Tony, Don and Rob and a cousin to Kevin) was one of his players, becoming the fifth member of the Granato family to be coached by Sauer.

In August of 1998, Sauer was head coach for the inaugural WCHA All-Star Team that competed against elite teams from Germany and Switzerland in the Kolin Cup Tournament in Switzerland. It was the first time in collegiate hockey conference history that a league sent an all-star team overseas.

At CC, where he served as head coach from 1971-82, Sauer won 166 games and was twice named WCHA Coach of the Year. His first award came following his rookie season, and the second followed the 1974-75 campaign when Colorado College posted a 23-16-0 record. The Tigers' third-place WCHA finish that season was the highest in 15 years for a CC team.

NHL Directory

Steve Alley

Team	Yrs.	GP	G	A	Pts.	PIM	PP	SH	GW
Hartford	1979-81	18	3	4	7	11	not available		
NHL Totals	2 years	18	3	4	7	11	not available		

Marc Behrend

Team	Yrs.	GP	W	L	T	Min.	GA	SO	Avg.
Winnipeg	1983-86	39	12	19	3	1991	160	1	4.82
NHL Totals	3 years	39	12	19	3	1991	160	1	4.82

Mike Blaisdell

Team	Yrs.	GP	G	A	Pts.	PIM	PP	SH	GW
Detroit	1980-83	192	44	61	105	80	not available		
NY Rangers	1983-85	48	6	6	12	42	not available		
Pittsburgh	1985-87	76	16	15	31	38	not available		
Toronto	1987-89	33	5	4	9	14	not available		
NHL Totals	9 years	349	71	86	157	176	4	1	3

Rene Bourque*

Team	Yrs.	GP	G	A	Pts.	PIM	PP	SH	GW
Chicago	2005-08	183	33	42	75	136	6	6	5
Calgary	2008-pr	63	22	19	41	214	6	7	5
NHL Totals	4 years	246	55	61	116	350	12	13	10

Alex Brooks

Team	Yrs.	GP	G	A	Pts.	PIM	PP	SH	GW
New Jersey	2006-07	19	0	1	1	4	0	0	0

Adam Burish*

Team	Yrs.	GP	G	A	Pts.	PIM	PP	SH	GW
Chicago	2006-PR	173	9	5	14	339	0	1	4

John Byce

Team	Yrs.	GP	G	A	Pts.	PIM	PP	SH	GW
Boston	1989-92	29	4	3	7	8	1	0	0
NHL Totals	3 years	29	4	3	7	8	1	0	0

Jim Carey

Team	Yrs.	GP	W	L	T	Min.	GA	SO	Avg.
Washington	1994-97	149	72	51	15	8421	315	14	2.24
Boston	1997-98	29	8	15	1	1500	88	2	3.52
St. Louis	1999	4	1	2	0	202	13	0	3.86
NHL Totals	5 years	182	81	68	16	10123	416	16	2.47

Chris Chelios*

Team	Yrs.	GP	G	A	Pts.	PIM	PP	SH	GW
Montreal	1983-90	500	88	289	377	969	36	5	16
Chicago	1990-99	729	104	431	535	1628	42	8	17
Detroit	1999-09	681	24	156	180	606	4	2	4
NHL Totals	25 years	1910	216	876	1092	3314	82	16	37

Steve Clippingdale

Team	Yrs.	GP	G	A	Pts.	PIM	PP	SH	GW
Los Angeles	1976-77	17	1	2	3	9	not available		
Washington	1979-80	3	0	0	0	0	not available		
NHL Totals	2 years	20	1	2	3	9	not available		

Jake Dowell*

Team	Yrs.	GP	G	A	Pts.	PIM	PP	SH	GW
Chicago	2007-PR	20	2	1	3	12	0	1	0

Davis Drewiske*

Team	Yrs.	GP	G	A	Pts.	PIM	PP	SH	GW
Los Angeles	2008-PR	17	0	3	3	18	0	0	0

Bruce Driver

Team	Yrs.	GP	G	A	Pts.	PIM	PP	SH	GW
New Jersey	1984-95	784	93	248	341	592	23	2	6
NY Rangers	1995-98	246	13	82	95	142	6	0	2
NHL Totals	15 years	1030	106	330	436	734	29	2	8

Robbie Earl*

Team	Yrs.	GP	G	A	Pts.	PIM	PP	SH	GW
Toronto	2007-08	9	0	1	1	0	0	0	0

Mike Eaves

Team	Yrs.	GP	G	A	Pts.	PIM	PP	SH	GW
Minnesota	1978-83	207	55	78	133	50	not available		
Calgary	1983-86	160	35	75	110	44	not available		
NHL Totals	8 years	367	90	153	243	94	not available		

Brian Elliott*

Team	Yrs.	GP	W	L	OTL	Min.	GA	SO	Avg.
Ottawa	2007-PR	32	17	8	3	1727	78	1	2.71

Brian Engblom

Team	Yrs.	GP	G	A	Pts.	PIM	PP	SH	GW
Montreal	1976-82	357	17	94	111	337	not available		
Washington	1982-84	83	5	25	30	69	not available		
Los Angeles	1983-86	205	9	59	68	192	not available		
Buffalo	1985-86	30	1	4	5	16	not available		
Calgary	1986-87	32	0	4	4	28	not available		
NHL Totals	11 years	707	32	186	218	642	not available		

Kelly Fairchild

Team	Yrs.	GP	G	A	Pts.	PIM	PP	SH	GW
Toronto	1995-97	23	0	3	3	4	0	0	0
Dallas	1998-99	1	0	0	0	0	0	0	0
Colorado	2000-02	10	2	0	2	2	0	0	0
NHL Totals	5 years	34	2	3	5	6	0	0	0

Patrick Flatley

Team	Yrs.	GP	G	A	Pts.	PIM	PP	SH	GW
NY Islanders	1983-96	839	178	343	521	721	30	4	14
NY Rangers	1996-97	79	10	12	22	40	0	0	2
NHL Totals	14 years	918	188	355	543	761	30	4	16

Tom Gilbert*

Team	Yrs.	GP	G	A	Pts.	PIM	PP	SH	GW
Edmonton	2006-PR	176	19	65	84	46	5	0	2

Tony Granato

Team	Yrs.	GP	G	A	Pts.	PIM	PP	SH	GW
NY Rangers	1988-90	119	44	46	89	238	5	4	3
Los Angeles	1990-96	432	161	181	342	921	45	6	24
San Jose	1996-01	301	59	44	103	528	10	2	8
NHL Totals	13 years	852	264	271	534	1687	60	12	35

Dany Heatley*

Team	Yrs.	GP	G	A	Pts.	PIM	PP	SH	GW
Atlanta	2001-04	190	80	101	181	132	31	1	13
Ottawa	2005-09	351	190	207	397	355	73	5	34
San Jose	2009-PR								
NHL Totals	7 years	541	270	308	578	487	104	6	47

Sean Hill

Team	Yrs.	GP	G	A	Pts.	PIM	PP	SH	GW
Montreal	1990-93	39	3	6	9	60	1	0	1
Anaheim	1993-94	68	7	20	27	78	2	1	1
Ottawa	1994-97	143	9	29	38	134	2	0	2
Carolina	'97-'00, '02-04	312	29	97	126	377	17	0	5
St. Louis	2000-02	86	1	14	15	91	0	0	0
Florida	2005-06	78	2	8	20	80	1	0	0
NY Islanders	2006-07	81	1	24	25	110	0	0	0
Minnesota	2007-08	40	2	7	9	36	1	0	1
NHL Totals	17 years	931	67	241	308	1050	30	1	11

Paul Houck

Team	Yrs.	GP	G	A	Pts.	PIM	PP	SH	GW
Minnesota	1985-88	16	1	2	3	2	0	0	0
NHL Totals	3 years	16	1	2	3	2	0	0	0

Matt Hussey

Team	Yrs.	GP	G	A	Pts.	PIM	PP	SH	GW
Pittsburgh	2003-06	16	2	2	4	0	2	0	0
Detroit	2006-07	5	0	0	0	2	0	0	0
NHL Totals	3 years	21	2	2	4	2	2	0	0

John Johannson

Team	Yrs.	GP	G	A	Pts.	PIM	PP	SH	GW
New Jersey	1983-84	5	0	0	0	0	0	0	0

Mark Johnson

Team	Yrs.	GP	G	A	Pts.	PIM	PP	SH	GW
Pittsburgh	1979-82	146	27	42	69	90			
Minnesota	1982	14	4	2	6	10			
Hartford	1982-85	201	85	118	203	76			
St. Louis	1985	20	4	7	11	2			
New Jersey	1985-90	325	99	148	247	92	4	--	1
NHL Totals	11 years	706	219	317	536	270	--	--	--

Curtis Joseph

Team	Yrs.	GP	W	L	T	Min.	GA	SO	Avg.
St. Louis	1989-95	314	153	112	34	18046	917	7	3.05
Edmonton	1995-98	201	86	90	20	11651	551	19	2.84
Toronto	1998-02	309	165	116	27	18645	744	25	2.39
Detroit	2002-04	105	54	37	9	6078	238	8	2.46
Phoenix	2005-07	115	50	52	0	6417	325	8	3.04
Calgary	2007-08	11	4	2	0	478	18	0	2.26
Toronto	2008-09	21	5	9	1	841	50	0	3.57
NHL Totals	19 years	1076	517	418	91	62157	2843	67	2.74

Terry Kleisinger

Team	Yrs.	GP	W	L	T	Min.	GA	SO	Avg.
NY Rangers	1985-86	4	0	2	0	191	14	0	4.40

Doug Macdonald

Team	Yrs.	GP	G	A	Pts.	PIM	PP	SH	GW
Buffalo	1992-95	11	1	0	1	2	0	0	0
NHL Totals	3 years	11	1	0	1	2	0	0	0

Dave Maley

Team	Yrs.	GP	G	A	Pts.	PIM	PP	SH	GW
Montreal	1985-87	58	7	15	22	57	0	0	0
New Jersey	1987-92	306	35	51	86	720			not available
Edmonton	1992-93	46	5	8	13	79			not available
San Jose	1993-94	62	1	6	7	156	0	0	0
NY Islanders	1994	40	0	6	6	74	0	0	0
NHL Totals	9 years	512	48	86	134	1154	0	0	0

Mike Meeker

Team	Yrs.	GP	G	A	Pts.	PIM	PP	SH	GW
Pittsburgh	1978-79	4	0	0	0	5	0	0	0

Scott Mellanby

Team	Yrs.	GP	G	A	Pts.	PIM	PP	SH	GW
Philadelphia	1985-91	405	92	125	217	784	24	0	13
Edmonton	1991-93	165	40	45	85	373	14	0	9
Florida	1993-01	583	160	206	366	1003	68	1	22
St. Louis	2001-04	198	58	65	123	339	29	0	7
Atlanta	2005-07	144	24	46	70	122	8	0	5
NHL Totals	21 years	1567	388	505	893	2699	149	1	59

Brian Mullen

Team	Yrs.	GP	G	A	Pts.	PIM	PP	SH	GW
Winnipeg	1982-87	398	131	181	312	148			not available
NY Rangers	1987-91	325	102	153	255	200			not available
San Jose	1991-92	72	18	28	46	66			not available
NY Islanders	1992-93	99	21	18	39	30			not available
NHL Totals	11 years	894	272	380	652	444	--	--	--

John Newberry

Team	Yrs.	GP	G	A	Pts.	PIM	PP	SH	GW
Montreal	1982-85	21	0	4	4	6	0	0	0
Hartford	1985-86	3	0	0	0	0	0	0	0
NHL Totals	4 years	24	0	4	4	6	0	0	0

Craig Norwich

Team	Yrs.	GP	G	A	Pts.	PIM	PP	SH	GW
Winnipeg	1979-80	70	10	35	45	36			not available
St. Louis	1980-81	23	4	12	16	14			not available
Colorado	1981	11	3	11	14	10			not available
NHL Totals	2 years	104	17	58	75	60	0	0	0

Mark Osiecki

Team	Yrs.	GP	G	A	Pts.	PIM	PP	SH	GW
Calgary	1991-92	50	2	7	9	24			not available
Ottawa	1992-93	34	0	4	4	12			not available
Winnipeg	1993	9	1	0	1	7			not available
& Minnesota North Stars									
NHL Totals	2 years	93	3	11	14	43	--	--	--

Joe Pavelski*

Team	Yrs.	GP	G	A	Pts.	PIM	PP	SH	GW
San Jose	2006-PR	233	64	74	138	101	23	4	13

Joe Piskula

Team	Yrs.	GP	G	A	Pts.	PIM	PP	SH	GW
Los Angeles	2007-08	5	0	0	0	6	0	0	0

Dan Plante

Team	Yrs.	GP	G	A	Pts.	PIM	PP	SH	GW
NY Islanders	1993-98	160	10	14	24	137	0	4	0
NHL Totals	5 years	160	10	14	24	137	0	4	0

Vic Posa

Team	Yrs.	GP	G	A	Pts.	PIM	PP	SH	GW
Chicago	1985-86	2	0	0	0	2	0	0	0

Brian Rafalski*

Team	Yrs.	GP	G	A	Pts.	PIM	PP	SH	GW
New Jersey	1999-07	643	61	310	371	217	28	1	17
Detroit	2007-PR	191	30	110	140	77	20	0	3
NHL Totals	9 years	758	91	420	511	294	48	1	20

Paul Ranheim

Team	Yrs.	GP	G	A	Pts.	PIM	PP	SH	GW
Calgary	1988-94	373	97	106	203	107	7	12	12
Hartford	1994-97	202	26	48	74	44	0	4	3
Carolina	1997-00	236	23	32	55	75	0	3	5
Philadelphia	2000-03	198	15	17	32	58	1	2	0
Phoenix	2002-03	40	3	4	7	10	0	0	0
NHL Totals	15 years	1049	164	207	371	294	8	21	20

Steve Reinprecht*

Team	Yrs.	GP	G	A	Pts.	PIM	PP	SH	GW
Los Angeles	1999-01	60	12	17	29	14	3	2	3
Colorado	2001-03	215	50	74	124	48	6	1	6
Calgary	2003-06	96	17	41	58	8	8	0	2
Phoenix	2005-09	231	51	92	143	82	14	2	6
Florida	2009-PR								
NHL Totals	9 years	602	130	224	354	172	31	5	17

Barry Richter

Team	Yrs.	GP	G	A	Pts.	PIM	PP	SH	GW
NY Rangers	1995-96	4	0	1	1	0	0	0	0
Boston	1996-97	50	5	13	18	32	1	0	0
NY Islanders	1998-99	72	6	18	24	34	0	0	2
Montreal	1999-01	25	0	2	2	10	0	0	0
NHL Totals	5 years	151	11	34	45	76	1	0	2

Mike Richter

Team	Yrs.	GP	W	L	T	Min.	GA	SO	Avg.
NY Rangers	1988-03	742	342	291	73	42697	2042	33	2.87
NHL Totals	15 years	742	342	291	73	42697	2042	33	2.87

Shaun Sabol

Team	Yrs.	GP	G	A	Pts.	PIM	PP	SH	GW
Philadelphia	1989-90	2	0	0	0	0	0	0	0

Peter Scamurra

Team	Yrs.	GP	G	A	Pts.	PIM	PP	SH	GW
Washington	1975-77, '78-80	132	8	25	33	59	not available		
NHL Totals	4 years	132	8	25	33	59	not available		

Steve Short

Team	Yrs.	GP	G	A	Pts.	PIM	PP	SH	GW
Los Angeles	1977-78	5	0	0	0	2	not available		
Detroit	1978-79	1	0	0	0	0	not available		
NHL Totals	2 years	6	0	0	0	2	not available		

Gary Shuchuk

Team	Yrs.	GP	G	A	Pts.	PIM	PP	SH	GW
Detroit	1990-91	9	1	2	3	6	0	0	0
Los Angeles	1992-96	153	14	26	40	76	0	0	1
NHL Totals	5 years	162	15	28	43	82	0	0	1

Jack Skille*

Team	Yrs.	GP	G	A	Pts.	PIM	PP	SH	GW
Chicago	2007-PR	24	4	2	6	5	0	0	0

Paul Stanton

Team	Yrs.	GP	G	A	Pts.	PIM	PP	SH	GW
Pittsburgh	1990-95	339	16	59	75	328	0	0	0
NHL Totals	5 years	339	16	59	75	328	0	0	0

Gary Suter

Team	Yrs.	GP	G	A	Pts.	PIM	PP	SH	GW
Calgary	1985-94	666	134	469	603	940	55	5	13
Chicago	1994-98	335	62	140	202	316	32	4	5
San Jose	1998-02	252	24	88	112	213	10	1	3
NHL Totals	17 years	1253	220	697	917	1469	97	10	21

Ryan Suter*

Team	Yrs.	GP	G	A	Pts.	PIM	PP	SH	GW
Nashville	2005-PR	322	25	94	119	276	5	0	4

John Taft

Team	Yrs.	GP	G	A	Pts.	PIM	PP	SH	GW
Detroit	1978-79	15	0	2	2	4	0	0	0

Dean Talafous

Team	Yrs.	GP	G	A	Pts.	PIM	PP	SH	GW
Atlanta	1974-75	18	1	4	5	13	0	0	0
Minnesota	1975-78	277	61	90	151	114	11	0	4
NY Rangers	1978-82	223	46	67	113	47	0	0	0
NHL Totals	8 years	518	108	161	269	174	11	0	4

David Tanabe

Team	Yrs.	GP	G	A	Pts.	PIM	PP	SH	GW
Carolina	1999-03	258	17	48	65	127	12	0	1
Phoenix	2003-05	66	5	11	16	30	2	0	2
Boston	2005-06	54	4	12	16	48	0	0	1
Boston	2005-06	54	4	12	16	48	0	0	1
Carolina	2006-08	78	6	14	20	52	2	0	0
NHL Totals	8 years	456	32	85	117	257	16	0	4

Chris Tancill

Team	Yrs.	GP	G	A	Pts.	PIM	PP	SH	GW
Hartford	1990-92	19	1	1	2	6	0	1	0
Detroit	1992-93	5	1	0	1	2	0	0	0
Dallas	'93-94, '97-98	14	1	4	5	8	0	0	0
San Jose	1994-97	107	15	28	43	46	1	2	0
NHL Totals	8 years	145	18	33	51	62	1	3	0

Wayne Thomas

Team	Yrs.	GP	G	A	Pts.	PIM	PP	SH	GW
Montreal	1972-74	52	23	12	5	2993	134	2	2.69
Toronto	1975-77	111	10	13	6	6276	358	4	3.42
NY Rangers	1977-81	95	12	20	7	4499	274	4	3.65
NHL Totals	9 years	258	103	93	34	13768	766	10	3.34

Kyle Turris*

Team	Yrs.	GP	G	A	Pts.	PIM	PP	SH	GW
Phoenix	2008-PR	66	8	13	21	23	3	0	3

Steve Tuttle

Team	Yrs.	GP	G	A	Pts.	PIM	PP	SH	GW
St. Louis	1988-91	161	29	34	63	14	0	0	0
NHL Totals	3 years	161	29	34	63	14	0	0	0

Brad Winchester*

Team	Yrs.	GP	G	A	Pts.	PIM	PP	SH	GW
Edmonton	2005-07	88	5	8	13	111	0	0	1
Dallas	2007-08	47	1	2	3	54	0	0	0
St. Louis	2008-PR	68	13	8	21	99	5	0	3
NHL Totals	4 years	203	19	18	37	264	5	0	4

Andy Wozniowski*

Team	Yrs.	GP	G	A	Pts.	PIM	PP	SH	GW
Toronto	2005-08	76	2	10	12	81	0	0	0
St. Louis	2008-09	1	0	0	0	0	0	0	0
Boston	2009-PR								
NHL Totals	4 years	77	2	10	12	81	0	0	0

Jason Zent

Team	Yrs.	GP	G	A	Pts.	PIM	PP	SH	GW
Ottawa	1996-98	25	3	3	6	13	0	0	0
Philadelphia	1998-99	2	0	0	0	0	0	0	0
NHL Totals	3 years	27	3	3	6	13	0	0	0

* — Current players

Badger NHL Leaders

Most NHL Games

Goaltender

Curtis Joseph	1076
Mike Richter	742
Wayne Thomas	258
Jim Carey	182

Most NHL Wins

Goaltender

Curtis Joseph	517
Mike Richter	342
Wayne Thomas	109
Jim Carey	81

Most NHL Minutes

Goaltender

Curtis Joseph	62,157
Mike Richter	42,697
Wayne Thomas	14,617
Jim Carey	10,122

Most NHL Shutouts

Goaltender

Curtis Joseph	67
Mike Richter	33
Jim Carey	16
Wayne Thomas	11

Most NHL Games

Chris Chelios	1,910
Scott Mellanby	1,567
Gary Suter	1,253
Paul Ranheim	1,049
Bruce Driver	1,030
Brian Mullen	894
Sean Hill	931
Tony Granato	853
Patrick Flatley	850
Brian Rafalski•	758
Brian Engblom	707
Mark Johnson	706

Most NHL Seasons

Chris Chelios	25
Scott Mellanby	21
Curtis Joseph	19
Gary Suter	17
Sean Hill	17
Bruce Driver	15
Paul Ranheim	15
Mike Richter	15
Patrick Flatley	14
Tony Granato	13
Mark Johnson	11
Brian Engblom	11
Brian Mullen	11

Most NHL Goals

Scott Mellanby	388
Brian Mullen	272
Dany Heatley•	270
Tony Granato	264
Gary Suter	220
Mark Johnson	219
Chris Chelios	216
Patrick Flatley	188
Paul Ranheim	164
Steve Reinprecht•	130
Dean Talafous	108
Bruce Driver	106
Brian Rafalski•	91
Mike Eaves	90

Most NHL Assists

Chris Chelios	876
Gary Suter	697
Scott Mellanby	505
Brian Rafalski•	420
Pat Flatley	355
Bruce Driver	330
Mark Johnson	317
Dany Heatley•	308
Tony Granato	271
Sean Hill	241
Steve Reinprecht•	224
Paul Ranheim	207
Brian Engblom	186

Most NHL Points

Chris Chelios	1092
Gary Suter	917
Scott Mellanby	893
Brian Mullen	652
Patrick Flatley	543
Bruce Driver	536
Mark Johnson	536
Tony Granato	535
Dany Heatley•	578
Brian Rafalski•	511
Paul Ranheim	371
Steve Reinprecht•	354
Sean Hill	308
Dean Talafous	269

•— active player

Statistics include both regular season and playoffs.

Badger NHL All Stars

The Professional Hockey Writers' Association votes at the end of each NHL season on a first and second team of NHL All-Stars. The following is a list of former Badgers who have made the team.

Year	Player	Team	Pos.
1981-82	Brian Engblom	Montreal*	Defense
1987-88	Gary Suter	Calgary*	Defense
1988-89	Chris Chelios	Chicago	Defense
1990-91	Chris Chelios	Chicago*	Defense
1992-93	Chris Chelios	Chicago	Defense
1994-95	Chris Chelios	Chicago	Defense
1995-96	Chris Chelios	Chicago	Defense
1995-96	Jim Carey	Washington	Goal
1996-97	Chris Chelios	Chicago*	Defense
2001-02	Chris Chelios	Detroit	Defense
2005-06	Dany Heatley	Ottawa*	Forward
2006-07	Dany Heatley	Ottawa	Forward

*— indicates second-team selection

NHL All-Rookie Team Members

Year	Player	Team	Pos.
1984-85	Chris Chelios	Montreal	Defense
1985-86	Gary Suter	Calgary	Defense
1988-89	Tony Granato	N.Y. Rangers	Right Wing
1994-95	Jim Carey	Washington	Goal
1999-00	Brian Rafalski	New Jersey	Defense
2001-02	Dany Heatley	Atlanta	Wing
2007-08	Tom Gilbert	Edmonton	Defense

NHL Records Held by Badgers

Atlanta Thrashers

- Dany Heatley's rookie season of 26-41=67 set the Atlanta rookie record for goals, assists and points in 2001-02.

Calgary Flames

- Gary Suter is tied for the franchise record with six assists tallied in one game (4-19-86).

Chicago Blackhawks

- Chris Chelios holds the team mark for most career penalty minutes (1,495).

Edmonton Oilers

- Goaltender Curtis Joseph holds Oiler records for most shutouts in a season (8) and career (14).

Florida Panthers

- Scott Mellanby holds Florida records for most games (552), most career goals (157) and most career points (354). He is tied for most assists in a period (3) and in a game (4), set Nov. 26, 1997.

Washington Capitals

- Jim Carey recorded nine shutouts during the 1995-96 campaign, which still stands as the Capitals' top mark for a season.

Chris Chelios

- As of the start of the 2008-09 season, Chris Chelios (1,616) holds the American record for regular-season games played and ranks fifth all-time.
- Is the second-oldest player (Gordie Howe) in NHL history to score a goal, tallying a goal on 3/20/08 at Nashville.
- 24 NHL seasons rank third all-time (tied with Alex Delvecchio and Tim Horton).
- First player in NHL history to play 400 games for three different teams (Montreal, Chicago and Detroit).

NHL Award Winners

Chris Chelios is a three-time winner of the James Norris Trophy, given to the league's best defenseman. Former Badgers have also been awarded the Bill Masterton Trophy (perseverance and sportsmanship), the Vezina Trophy (outstanding goaltender), the Lester Patrick Trophy (outstanding hockey service in the United States), the Calder Memorial Trophy (Rookie of the year) and the King Clancy Trophy (Humanitarian).

Year	Player	Team	Award
1986	Gary Suter	Calgary Flames	Calder Trophy
1988	Bob Johnson	Calgary Flames	Lester Patrick
1989	Chris Chelios	Chicago Blackhawks	Norris Trophy
1993	Chris Chelios	Chicago Blackhawks	Norris Trophy
1995	Brian Mullen	New York Rangers	Lester Patrick
1996	Jim Carey	Washington Capitals	Vezina Trophy
1996	Chris Chelios	Chicago Blackhawks	Norris Trophy
1997	Tony Granato	San Jose Sharks	Bill Masterton
2000	Curtis Joseph	Toronto Maple Leafs	King Clancy
2002	Dany Heatley	Atlanta Thrashers	Calder Trophy
2009	Mike Richter	New York Rangers	Lester Patrick

Stanley Cup Champions

Twelve former University of Wisconsin players have been members of NHL teams that have won Stanley Cup titles.

Anaheim Ducks

Dave McNab[^], 2006-07

Colorado Avalanche

Steve Reinprecht, 2000-01

Calgary Flames

Gary Suter, 1988-89

Detroit Red Wings

Chris Chelios, 2001-02, '07-08

Brian Rafalski, 2007-08

Montreal Canadiens

Sean Hill, 1992-93

Chris Chelios, 1985-86

Dave Maley, 1985-86

Brian Engblom, 1976-77, '77-78, '78-79

Wayne Thomas, 1972-73

New Jersey Devils

Brian Rafalski, 1999-00, '02-03

Bruce Driver*, 1994-95

New York Rangers

Mike Richter, 1993-94

Pittsburgh Penguins

Paul Stanton, 1990-91, '91-92

[^] assistant GM

* alternate captain

The NHL Draft

Year-by-Year Badger Selections

Player	Team	Round	Overall
1970			
Jeff Rotsch	St. Louis Blues	11th	112th
1971			
Norm Cherrey	Vancouver Canucks	Eighth	101st
Jim Johnston	Chicago Blackhawks	Sixth	82nd
1972			
Dave Arundel	Detroit Red Wings	10th	150th
Bob Lundeen	Minnesota North Stars	Eighth	124th
Bill Reay, Jr.	Chicago Blackhawks	Eighth	125th
Gary Winchester	St. Louis Blues	Eighth	121st
1973			
Steve Alley	Chicago Blackhawks	Ninth	141st
Dean Talafous	Atlanta Flames	Fourth	53rd
Jack Johnson	Chicago Blackhawks	Ninth	140th
Tom Machowski	Atlanta Flames	Seventh	101st
Dave Pay	Toronto Maple Leafs	Ninth	132nd
1974			
Mike Dibble	New York Islanders	17th	229th
Dennis Olmstead	New York Rangers	Fifth	86th
Dave Otness	New York Islanders	15th	221st
Steve Short	Philadelphia Flyers	Eighth	142nd
John Taft	Detroit Red Wings	Fifth	81st
1975			
Brian Engblom	Montreal Canadiens	Second	22nd
Dave McNab	St. Louis Blues	Ninth	151st
Craig Norwich	Montreal Canadiens	Eighth	142nd
Peter Scamurra	Washington Capitals	Second	19th
Tom Ulseth	Chicago Blackhawks	Sixth	97th
1976			
Steve Clippingdale	Los Angeles Kings	Second	21st
Mike Eaves	St. Louis Blues	Seventh	113th
John Gregory	Montreal Canadiens	Eighth	123rd
1977			
Julian Baretta	Los Angeles Kings	Fifth	84th
Mark Johnson	Pittsburgh Penguins	Fourth	66th
Bob Suter	Los Angeles Kings	Seventh	120th
1978			
Mike Meeker	Pittsburgh Penguins	Second	25th
1979			
Jay McFarlane	Los Angeles Kings	Sixth	113th
1980			
Mike Blaisdell	Detroit Red Wings	First	11th
Steve McKenzie	Pittsburgh Penguins	10th	198th
Brian Mullen	Washington Capitals	Seventh	128th
John Newberry	Montreal Canadiens	Third	45th
1981			
Marc Behrend	Winnipeg Jets	Fifth	85th
Chris Chelios	Montreal Canadiens	Second	40th

Bruce Driver	New Jersey Devils	Sixth	108th
Rick Heppner	Calgary Flames	Seventh	141st
Paul Houck	Edmonton Oilers	Fourth	71st
John Johansson	New Jersey Devils	10th	192nd
1982			
Eric Faust	New York Islanders	10th	210th
Patrick Flatley	New York Islanders	First	21st
Tony Granato	New York Rangers	Sixth	120th
Jim Johansson	Hartford Whalers	Seventh	130th
Dave Maley	Montreal Canadiens	Second	33rd
Ted Pearson	Calgary Flames	Ninth	177th
Ernie Vargas	Montreal Canadiens	Sixth	117th
Marty Wiitala	Minnesota North Stars	Fifth	101st
1984			
Scott Mellanby	Philadelphia Flyers	Second	27th
Paul Ranheim	Calgary Flames	Second	38th
Gary Suter	Calgary Flames	Ninth	180th
Steve Tuttle	St. Louis Blues	Sixth	113th
1985			
Andy Akervik	Quebec Nordiques	Sixth	120th
John Byce	Boston Bruins	11th	220th
Vic Posa	Chicago Blackhawks	Seventh	137th
Mike Richter	New York Rangers	Second	28th
Tom Sagissor	Montreal Canadiens	Fifth	96th
Paul Stanton	Pittsburgh Penguins	Eighth	149th
1986			
Jon Helgeson	Vancouver Canucks	Seventh	133rd
John Parker	Calgary Flames	Sixth	121st
Steve Rohlik	Pittsburgh Penguins	Eighth	151st
Shaun Sabol	Philadelphia Flyers	10th	209th
Kurt Stahura	Minnesota North Stars	12th	243rd
1987			
Joe Harwell	Winnipeg Jets	Sixth	121st
Chris Jensen	Toronto Maple Leafs	Eighth	154th
Rob Mendel	Quebec Nordiques	Fifth	93rd
Mark Osiecki	Calgary Flames	Ninth	187th
1988			
Dean Anderson	Toronto Maple Leafs	**	11th
Duane Derksen	Washington Capitals	Third	57th
Sean Hill	Montreal Canadiens	Eighth	167th
Chris Nelson	New Jersey Devils	Fifth	96th
Barry Richter	Hartford Whalers	Second	32nd
Gary Shuchuk	Detroit Red Wings	**	22nd
1989			
Mike Doers	Toronto Maple Leafs	Sixth	125th
Doug Macdonald	Buffalo Sabres	Fourth	77th
Noel Rahn	Quebec Nordiques	12th	230th
Chris Tancill	Hartford Whalers	**	15th
Jason Zent	New York Islanders	Third	44th
1990			
Todd Hedlund	New York Rangers	Eighth	160th
Dan Plante	New York Islanders	Third	48th
Andrew Shier	New York Islanders	12th	237th
Chris Tucker	Chicago Blackhawks	Fourth	79th

1991

Jacques Auger	Chicago Blackhawks	Sixth	132nd
Maco Balkovec	Chicago Blackhawks	Fifth	110th
Kelly Fairchild	Los Angeles Kings	Seventh	152nd
Chris Tok	Pittsburgh Penguins	10th	214th

1992

Fran Bussey	Pittsburgh Penguins	Eighth	187th
Jim Carey	Washington Capitals	Second	32nd
Kirk Daubenspeck	Philadelphia Flyers	Seventh	151st
Mickey Elick	New York Rangers	Eighth	192nd

1993

E.J. Bradley	Philadelphia Flyers	Ninth	226th
Rob Lurtsema	Dallas Stars	Eighth	191st
Matt Peterson	Anaheim Mighty Ducks	Seventh	160th
Dan Tompkins	Calgary Flames	Third	70th

1994

Craig Anderson	New York Rangers	Eighth	208th
Brad Englehart	Anaheim Mighty Ducks	Eighth	184th

1995

Mike LaPlante	Anaheim Mighty Ducks	Seventh	159th
---------------	----------------------	---------	-------

1996

Jeff Dessner	New York Rangers	Seventh	185th
--------------	------------------	---------	-------

1998

Matt Hussey	Pittsburgh Penguins	Ninth	254th
Erik Jensen	New Jersey Devils	Seventh	199th

1999

Matt Doman	Calgary Flames	Fifth	135th
Dave Tanabe	Carolina Hurricanes	First	16th

2000

John Eichelberger	Philadelphia Flyers	Seventh	210th
Brian Fahey	Colorado Avalanche	Fourth	119th
Dany Heatley	Atlanta Thrashers	First	2nd
Brad Winchester	Edmonton Oilers	Second	35th

2001

Bernd Brückler	Philadelphia Flyers	Fifth	150th
Joe Campbell	Calgary Flames	Eighth	233rd

2002

Adam Burish	Chicago Blackhawks	Ninth	282nd
Tom Gilbert	Colorado Avalanche	Fourth	129th
Ryan MacMurchy	St. Louis Blues	Ninth	284th

2003

Brian Elliott	Ottawa Senators	Ninth	291st
Andrew Joudrey	Washington Capitals	Eighth	249th
Ryan Suter	Nashville Predators	First	7th
Joe Pavelski	San Jose Sharks	Seventh	205th

2004

Matt Auffrey	Anaheim Mighty Ducks	Sixth	172nd
Jake Dowell	Chicago Blackhawks	Fifth	140th
Robbie Earl	Toronto Maple Leafs	Sixth	187th
Matthew Ford	Chicago Blackhawks	Eighth	256th
Kyle Klubertanz	Anaheim Mighty Ducks	Third	74th

2005

Jack Skille	Chicago Blackhawks	First	7th
Zach Bearson	Florida Panthers	Seventh	224th

2006

Nigel Williams	Colorado Avalanche	Second	51st
Blake Geoffrion•	Nashville Predators	Second	56th
Jamie McBain	Carolina Hurricanes	Second	63rd
Brett Bennett•	Phoenix Coyotes	Fifth	130th
Chris Hickey	Minnesota Wild	Seventh	192nd

2007

Kyle Turris	Phoenix Coyotes	First	3rd
Ryan McDonagh•	Montreal Canadiens	First	12th
Brendan Smith•	Detroit Red Wings	First	27th
Podge Turnbull•	Los Angeles Kings	Fifth	137th

2008

Jake Gardiner•	Anaheim Ducks	First	17th
Cody Goloubef•	Columbus Blue Jackets	Second	37th
Justin Schultz•	Anaheim Ducks	Second	43rd
Derek Stepan•	New York Rangers	Second	51st
Patrick Johnson•	Montreal Canadiens	Seventh	206th

2009

Craig Smith•	Nashville Predators	Fourth	98th
--------------	---------------------	--------	------

Atlanta Flames moved to Calgary in 1980–81; Minnesota North Stars moved to Dallas in 1993–94; Winnipeg Jets became the Phoenix Coyotes in 1996–97; Hartford became the Carolina Hurricanes in 1997–98; Quebec Nordiques became the Colorado Avalanche in 1995–96.

** — supplemental draft; • — Indicates current Badger

Badgers in International Events

World Championships

Year	Player	Country	Year	Player	Country	Year	Player	Country
				Jeff Sauer (Head Coach)	USA			
				Mike Johnson (Athletic Trainer)	USA	1976	Mike Eaves	USA
2009	Ryan Suter	USA	1994	Chris Chelios	USA		Bob Lundeen	USA
	Joe Pavelski	USA		Sean Hill	USA	1975	Steve Alley	USA
	Dany Heatley	Canada		Barry Richter	USA		Bob Lundeen	USA
	Bernd Brückler	Austria					Jeff Rotsch	USA
2008	Tom Gilbert	USA	1993	Barry Richter	USA		John Taft	USA
	Adam Burish	USA		Mike Richter	USA		Bob Johnson (Head Coach)	USA
	Dany Heatley	Canada	1992	John Byce	USA		Grant Standbrook (Asst. Coach)	USA
2007	Ryan Suter	USA		Jim Johannson	USA	1974	Steve Alley	USA
	Bernd Brückler	Austria		Mark Osiecki	USA		Dave Arundel	USA
2006	Ryan Suter	USA		Paul Ranheim	USA		Bob Lundeen	USA
	Mike Eaves (Head Coach)	USA		Barry Richter	USA		John Taft	USA
	Mark Osiecki (Video)	USA		Gary Suter	USA		Dean Talafofus	USA
2005	Ryan Suter	USA	1991	Jeff Sauer (Assistant Coach)	USA		Bob Johnson (Head Coach)	USA
	Jim Johannson (Asst. GM)	USA		Mike Johnson (Athletic Trainer)	USA		Grant Standbrook (Asst. Coach)	USA
	Dany Heatley	Canada				1973	John Taft	USA
	Bernd Brückler	Austria					Dean Talafofus	USA
2004	Jim Johannson (Senior Director, Hockey Operations)	USA	1990	Mark Johnson	USA		Bob Johnson (Head Coach)	USA
	Greg Poss (Asst. Coach)	USA		Paul Ranheim	USA	1972	Jeff Rotsch	USA
	Dany Heatley	Canada		Mike Eaves (Assistant Coach)	USA		James Young	USA
	Bernd Brückler	Austria	1989	Brian Mullen	USA	1970	Gary Johnson	USA
2003	Kelly Fairchild	USA	1987	Tony Granato	USA			
	Jim Johannson (Team Leader)	USA		Mark Johnson	USA			
	Dany Heatley	Canada		Mike Richter	USA			
	Steve Reinprecht	Canada		Jeff Sauer (Assistant Coach)	USA			
2002	Mark Johnson (Assistant Coach)	USA		Bruce Driver	Canada			
	Jim Johannson (Team Leader)	USA	1986	Tony Granato	USA			
	Dany Heatley	Canada		Mark Johnson	USA			
2001	David Tanabe	USA		Mike Richter	USA			
	Jim Johannson (Team Leader)	USA		Jeff Sauer (Assistant Coach)	USA			
2000	Chris Tancill	USA	1985	Tony Granato	USA			
	Mark Johnson (Assistant Coach)	USA		Mark Johnson	USA			
	Jim Johannson (Team Leader)	USA		Gary Suter	USA			
1999	Barry Richter	USA		Tim Thomas	USA			
	Jim Johannson (Team Leader)	USA	1983	Jeff Sauer (Assistant Coach)	USA			
1998	Brian Rafalski	USA		Ron Griffin	USA			
	Paul Stanton	USA		Craig Norwich	USA			
	Mickey Elick	Canada		Tim Thomas	USA			
1997	Dan Plante	USA		Brian Engblom	Canada			
	Paul Ranheim	USA		Pat Flatley	Canada			
	Chris Tancill	USA	1982	Mark Johnson	USA			
1996	Dan Plante	USA		Peter Johnson	USA			
	Paul Stanton	USA	1981	Mark Johnson	USA			
	Chris Tancill	USA		Bob Suter	USA			
	Curtis Joseph	Canada		Bob Johnson (Head Coach)	USA			
1995	Brian Rafalski	USA	1979	Mark Johnson	USA			
	Jamie Spencer	USA						
	Paul Stanton	USA	1978	Steve Alley	USA			
				Mike Eaves	USA			
				Mark Johnson	USA			
				Craig Norwich	USA			

World Juniors

2009	Mark Osiecki (Asst. Coach)	USA	1983	Tony Granato Jim Johannson Tim Thomas Ernie Vargas Pat Flatley	USA USA USA USA Canada
2008	Ryan McDonagh Cody Goloubeff	USA Canada	1982	Chris Chelios Charlie Lundeen Tim Thomas	USA USA USA
2007	Jamie McBain Blake Geoffrion Kyle Turris	USA USA Canada	1981	Pat Ethier John Johannson Brian Mullen	USA USA USA
2007	Jack Skille Jamie McBain Blake Geoffrion	USA USA USA	1980	Lexi Doner Pat Ethier Todd Lecy Brian Mullen	USA USA USA USA
2006	Jack Skille	USA	1979	Peter Johnson	USA
2005	Jake Dowell Jeff Likens Ryan Suter	USA USA USA	1978	Ron Griffin Scott Lecy	USA USA
2004	Jake Dowell Jeff Likens Ryan Suter Mike Eaves (Head Coach) Jim Johannson (Team Leader)	USA USA USA USA USA	World Cup of Hockey		
2003	Ryan Suter Jeff Sauer (Asst. Coach) Jim Johannson (Team Leader)	USA USA USA	2004	Chris Chelios Brian Rafalski Dany Heatley	USA USA Canada
2002	Jim Johannson (Team Manager)	USA	1996	Jim Carey Chris Chelios Mike Richter Gary Suter Curtis Joseph	USA USA USA USA Canada
2001	Dany Heatley	Canada	Canada Cup		
2000	Brad Winchester Dany Heatley	USA Canada	1991	Chris Chelios Tony Granato Mike Richter Gary Suter Bob Johnson (Head Coach) Mike Eaves (Assistant Coach)	USA USA USA USA USA USA
1999	Matt Doman David Tanabe	USA USA	1987	Chris Chelios Mark Johnson Gary Suter Bob Johnson (Head Coach)	USA USA USA USA
1998	Dustin Kuk	USA	1984	Chris Chelios Mark Johnson Brian Mullen Bob Johnson (Head Coach)	USA USA USA USA
1995	Dan Tompkins	USA	1981	Mike Eaves Mark Johnson Dean Talafous Brian Engblom	USA USA USA Canada
1993	Jim Carey Brian Rafalski Mark Strobel	USA USA USA	1976	Dean Talafous	USA
1992	Brian Rafalski Chris Tucker	USA USA	Note - The preceding list may be incomplete, especially for countries outside of the U.S.		
1990	Sean Hill Barry Richter Jason Zent	USA USA USA			
1989	Barry Richter Rodger Sykes	USA USA			
1988	Rob Mendel	USA			
1986	Paul Ranheim Mike Richter Scott Mellanby	USA USA Canada			
1985	Mike Richter	USA			
1984	Tony Granato Jim Johannson Gary Suter Marty Wiitala	USA USA USA USA			

Olympians

United States

1976	5th place
Steve Alley	Forward
Bob Lundeen	Defenseman
John Taft	Defenseman
Bob Johnson	Head Coach

1980	Gold Medal
Mark Johnson	Forward
Bob Suter	Defenseman

1984	7th place
Marc Behrend	Goaltender
Chris Chelios	Defenseman
Dennis Helwig	Athletic Trainer

1988	7th place
Tony Granato	Forward
Jim Johannson	Forward
Mike Richter	Goaltender

1992	4th place
Sean Hill	Defenseman
Jim Johannson	Forward

1994	8th place
Barry Richter	Defenseman
Mike Johnson	Athletic Trainer

1998	5th place
Chris Chelios*	Defenseman
Mike Richter	Goaltender
Gary Suter	Defenseman

2002	Silver Medal
Chris Chelios*	Defenseman
Brian Rafalski	Defenseman
Mike Richter	Goaltender
Gary Suter	Defenseman

2006	T-5th place
Chris Chelios*	Defenseman
Brian Rafalski	Defenseman
*—captain	

Austria

1984	
Ed Lebler	Forward

1988	
Ed Lebler	Forward

Canada

1984	4th place
Bruce Driver	Defenseman
Pat Flatley	Forward

1998	4th place
Curtis Joseph	Goaltender

2002	Gold Medal
Curtis Joseph	Goaltender

2006	T-5th place
Dany Heatley	Forward

The Badger Hockey Showdown

The 2009 Pairings

Saturday, Jan. 2

Semifinal #1: Ferris State vs. Yale 4 p.m.
Semifinal #2: Merrimack vs. Wisconsin 7 p.m.

Sunday, Jan. 3

Merrimack vs. Ferris State/Yale 4 p.m.
Wisconsin vs. Ferris State/Yale 7 p.m.

Twenty-One Years for the Showdown

The 2009 Badger Hockey Showdown, now in its 21st year overall and seventh at the Kohl Center, once again welcomes a national field. Begun in December of 1989, this year's Showdown continues one of the longest holiday traditions in college hockey, in America's top college sports town.

The brainchild of former Badger head coach Jeff Sauer, the Showdown has featured defending NCAA champions, Hobey Baker winners and finalists and numerous future NHL stars. Praised by coaches, players and fans as one of the best showcases of college hockey talent in the nation, the tourney has become one of the most successful in college hockey history.

Since 1989, over 500,000 fans have witnessed the December spectacle in Milwaukee and Madison, averaging over 26,000 fans per year and over 13,000 spectators a day.

Wisconsin has enjoyed much success at the Showdown, winning 10 of the 20 championships. The Badgers have defeated hockey powers Boston College (1989), North Dakota (1990), Maine (1991), Northern Michigan (1993, 1997, 2002 and 2005), Bowling Green (1994), Lake Superior State (2008) and Boston University (2000) to win titles. Hockey East members Boston University (1992 and 1995) and New Hampshire (1996 and 2001) have each won the Showdown twice, while Bowling Green was the first CCHA team to win the Showdown in 1998. At the 1999 event, North Dakota became the first WCHA team other than the Badgers to win the Pettit Cup.

Showdown 2009

The Badger Hockey Showdown makes its seventh appearance in Madison after 14 years at the Bradley Center in Milwaukee. For the seventh year in Madison, teams from four different conferences will compete. Those include CCHA-member Ferris State, Hockey East's Merrimack and Yale from the ECAC.

Ferris State makes its third appearance looking for its third Showdown title. The Bulldogs won back-to-back titles at the 2003 and 2004 events at the Kohl Center.

Merrimack makes its first Badger Hockey Showdown appearance and will skate against the Badgers for the first time in school history.

Yale returns to the Showdown for the first time since 2004, hoping to avenge a shootout loss to the Badgers that prevented a trip to the title game. The second set of Bulldogs in the tournament enter the season on a high after capturing the 2009 ECAC championship.

Yearly Attendance

Year	Day 1	Day 2	Total
1989	13,380	16,674	30,054
1990	14,980	17,671	32,651
1991	16,867	17,711	34,578
1992	17,633*	17,749*	35,382*
1993	17,017	17,690	34,707
1994	15,712	16,350	32,062
1995	14,162	14,021	28,183
1996	12,195	12,328	24,523
1997	12,801	11,980	24,781
1998	10,562	9,252	19,814
1999	10,144	11,251	21,395
2000	9,276	9,865	19,141
2001	8,574	8,775	17,349
2002	6,878	7,088	13,966
2003	10,890	10,695	21,585
2004	11,877	12,157	24,034
2005	13,302	13,693	26,995
2006	13,661	14,784	28,445
2007	13,484	14,602	28,086
2008	12,887	13,422	26,309
Totals	256,282	267,758	524,040

* Showdown records

The Pettit Cup

The Pettit Cup is the trophy awarded to the winner of the Badger Hockey Showdown. The trophy is named after Lloyd Pettit and Jane Bradley Pettit, hockey enthusiasts and philanthropists from Milwaukee.

Lloyd Pettit is best known for his career as a broadcaster for the Chicago Blackhawks. He started as an analyst there in 1961 and began doing play-by-play through the 1974–75 season. In 1986, he was inducted into the Hockey Hall of Fame and received the Foster Hewitt Memorial Award which is presented “in recognition of members of the radio and television industry who made outstanding contributions to their profession and the game during their career in hockey broadcasting.”

Jane Bradley Pettit, whose father Harry L. Bradley was a co-founder and chairman of the Allen-Bradley Company, shared her gifts with the Milwaukee Area. She married Lloyd in 1969 and the couple bought the Milwaukee Admirals in 1976. In 1985, Jane and her husband announced that they would donate a multi-million dollar sports complex to the city of Milwaukee in honor of her late father. The Bradley Center was completed in 1988 and hosted an exhibition between the Chicago Blackhawks and Edmonton Oilers as the inaugural game at the complex. One year later it became the site of the first Badger Hockey Showdown and went on to host 13 more before the tournament moved to the Kohl Center in 2003. Pettit also contributed to the Milwaukee Art Museum, the Lynde and Harry Bradley Technology and Trade School and the Pettit National Ice Center.

Both Jane and Lloyd were inducted into the Wisconsin Athletic Hall of Fame in 1993. Their charitable donations to both the athletic and artistic scenes of Milwaukee gained them great respect in the community. Jane lost her battle with lung cancer on Sept. 9, 2001, and Lloyd died of natural causes on Nov. 11, 2003.

Year-by-Year Results

1989 (champion: Wisconsin)

Boston College 3, Minnesota-Duluth 2 • Wisconsin 9, Notre Dame 3 • Minnesota-Duluth 9, Notre Dame 1 • Wisconsin 6, Boston College 3

1990 (Wisconsin)

North Dakota 8, Bowling Green St. 2 • Wisconsin 3, St. Lawrence 0 • St. Lawrence 6, Bowling Green St. 3 • Wisconsin 3, North Dakota 2

1991 (Wisconsin)

Maine 4, Toronto 1 • Wisconsin 6, Yale 1 • Yale 9, Toronto 2 • Wisconsin 3, Maine 2

1992 (Boston University)

Boston University 4, Miami (Ohio) 3 • Wisconsin 10, Boston College 3 • Miami (Ohio) 6, Boston College 3 • Boston University 6, Wisconsin 3

1993 (Wisconsin)

Northern Michigan 5, Providence 4 • Wisconsin 8, Alaska-Fairbanks 3 • Providence 8, Alaska-Fairbanks 3 • Wisconsin 3, Northern Michigan 2

1994 (Wisconsin)

Lake Superior St. 5, Northeastern 4 • Wisconsin 4, Bowling Green State 3** • Bowling Green State 7, Northeastern 4 • Wisconsin 6, Lake Superior State 4

1995 (Boston University)

Boston University 10, Princeton 2 • Notre Dame 3, Wisconsin 2 • Wisconsin 8, Princeton 3 • Boston University 7, Notre Dame 3

1996 (New Hampshire)

Colorado College 6, Vermont 0 • New Hampshire 9, Wisconsin 7 • Vermont 5, Wisconsin 2 • New Hampshire 4, Colorado College 3

1997 (Wisconsin)

Northern Michigan 3, Boston College 2 • Wisconsin 6, Harvard 3 • Harvard 6, Boston College 6* • Wisconsin 4, Northern Michigan 3

1998 (Bowling Green State)

Bowling Green State 3, Cornell 2 • Yale 4, Wisconsin 2 • Cornell 3, Wisconsin 2 • Bowling Green State 4, Yale 1

1999 (North Dakota)

North Dakota 5, Miami (Ohio) 2 • Wisconsin 6, Nebraska-Omaha 4 • Nebraska-Omaha 4, Miami (Ohio) 3 • North Dakota 3, Wisconsin 2*

2000 (Wisconsin)

Boston University 4, North Dakota 3 • Wisconsin 6, Princeton 3 • North Dakota 5, Princeton 4 • Wisconsin 3, Boston University 2

2001 (New Hampshire)

New Hampshire 6, Colorado College 2 • Brown 2, Wisconsin 1 • Wisconsin 3, Colorado College 3 (Badgers win shootout) • New Hampshire 11, Brown 3

2002 (Wisconsin)

Northern Michigan 3, Harvard 2 • Wisconsin 2, Colgate 1 • Harvard 8, Colgate 1 • Wisconsin 3, Northern Michigan 1

2003 (Ferris State)

Ferris State 7, Mass-Lowell 4 • Wisconsin 8, Union 1 • Mass-Lowell 5, Union 3 • Ferris State 3, Wisconsin 1

2004 (Ferris State)

Ferris State 4, Clarkson 1 • Wisconsin 1, Yale 1* (Badgers win shootout) • Clarkson 8, Yale 1 • Ferris State 5, Wisconsin 3

2005 (Wisconsin)

Northern Michigan 6, Wayne State 2 • Wisconsin 4, Western Michigan 1 • Wayne State 6, Western Michigan 3 • Wisconsin 5, No. Michigan 1

2006 (Clarkson)

Lake Superior State 2, Providence 1 • Clarkson 6, Wisconsin 2 • Wisconsin 5, Providence 0 • Clarkson 3, Lake Superior State 2

2007 (Northeastern)

Northeastern 4, Bowling Green 3 • Colgate 2, Wisconsin 2* (Colgate wins shootout) • Wisconsin 5, Bowling Green 3 • Northeastern 2, Colgate 1

2008 (Wisconsin)

Lake Superior State 6, Harvard 2, Bowling Green 3 • Wisconsin 5, Alabama Huntsville 0 • Alabama Huntsville 4, Harvard 1 • Wisconsin 1, Lake Superior State 1* (Wisconsin wins shootout)

* denotes number of overtimes

Showdown Records

Single Game Records

Most Goals

- 4, Mark Kaufman (Yale) vs. Toronto, 12/28/91
- 3, 10 times, MR: Nick Dodge (Clarkson vs. Wisconsin, 12/29/06)

Most Assists

- 5, Steve Reinprecht vs. Neb.-Omaha, 12/27/99
- 4, Jack Duffy (Yale) vs. Toronto, 12/28/91

Most Points

- 6, Steve Reinprecht (1-5=6) vs. Neb.-Omaha, 12/27/99
- 5, Brian Holinger (2-3=5), Bowling Green vs. Northeastern, 12/29/94

Most Penalties

- 7, Dan Angelelli (LSS) vs. Wisconsin, 12/29/94
- 5, (3x) MRJohn Gauger (Yale) vs. Bowling Green, 12/28/98

Most Penalties Minutes

- 21, John Gauger (Yale) vs. Bowling Green, 12/28/98
- 19, Bryan Fuss (LSS) vs. Northeastern, 12/28/94
- 16, Scott King (BU) vs. Notre Dame, 12/29/95

Most Power-Play Goals

- 2, five times, MR: Mike Lephart (BC) vs. Harvard, 12/28/97

Most Power-Play Attempts

- 11, Wisconsin (3-11) vs. Boston College, 12/28/92
- 10, Wisconsin (1-10) vs. Boston Univ., 12/29/92
- 10, Northeastern (3-10) vs. Lake Superior St., 12/28/94

Most Short-Handed Goals

- 1, 22 times, MR: Dan Sexton (Bowling Green) vs. UW, 12/28/08

Most Saves

- 60, Nate Nomeland (Princeton) vs. UND, 12/30/00
- 45, Sean Kulick (LSS) vs. Wisconsin, 12/29/94
- 40, Les Kuntar (SLU) vs. Wisconsin, 12/28/90
- 40, Paul Henriques (Toronto) vs. Maine, 12/27/91
- 40, Mike Valley vs. Vermont, 12/28/96
- 40, Graham Melanson vs. North Dakota, 12/28/99

Most Saves in a Period

- 27, Nate Nomeland (2nd, Princeton), 12/28/99

Fewest Saves

- 9, Duane Derksen vs. North Dakota, 12/29/90
- 14, Garth Snow (Maine) vs. Toronto, 12/27/91
- 14, Scott Gudmandson vs. Colgate, 12/27/07

Most Shots on Goal

- 65, North Dakota vs. Princeton, 12/30/00
- 62, Wisconsin vs. Princeton, 12/29/95
- 51, Wisconsin vs. Boston College, 12/29/89
- 51, Wisconsin vs. Lake Superior St., 12/29/94

Most Shots on Goal (period)

- 30, Wisconsin (2nd) vs. Princeton, 12/29/95
- 30, North Dakota (2nd) vs. Princeton, 12/30/00
- 22, Wisconsin (2nd) vs. Lake Superior St., 12/29/94

Fewest Shots on Goal

- 11, North Dakota vs. Wisconsin, 12/29/90
- 15, Toronto vs. Maine, 12/27/91

Fewest Shots on Goal (period)

- 2, North Dakota (1st) vs. Wisconsin, 12/29/90
- 3, St. Lawrence (2nd) vs. Bowling Green, 12/29/90
- 3, Toronto (1st) vs. Maine, 12/27/91
- 3, Miami Univ. (1st) vs. North Dakota, 12/17/99

Most Penalties

- 25 Boston University (25-79) vs. Notre Dame, 12/29/95
- 22 Notre Dame (22-60) vs. Boston University, 12/29/95
- 22 Lake Superior State (22-52) vs. Wisconsin, 12/29/94

Most Penalty Minutes

- 79 Boston University vs. Notre Dame, 12/29/95
- 64 Lake Superior State vs. Northeastern, 12/28/94

Tournament Records

Most Goals

- 5 Brian Holzinger (Bowling Green State), 1994
- 4 Mark Kaufmann (Yale), 1991
- 4 Tom Parlon (Northeastern), 1994
- 4 Matt Wright (Boston University), 1995

Most Assists

- 5 Barry Richter, 1992
- 5 Steve Reinprecht, 1999

Most Points

- 8 Brian Holzinger (5-3=8), Bowling Green, 1994
- 7 Matt Wright (3-4=7), Boston University, 1995
- 7 Steve Reinprecht (2-5=7), 1999

Most Penalties

- 8 Dan Angelelli (Lake Superior State), 1994
- 7 Jason Zent, 1992

Most Penalty Minutes

- 26 Wayne Strachan (Lake Superior State), 1994
- 21 John Gauger (Yale), 1998

Most Power-Play Goals

- 2, many occasions, mr: Mike Lephart (Boston College), 1997

Most Short-Handed Goals

- 2 Jamie Spencer, 1992
- 1 on 22 occasions

Most Saves

- 79 Nate Nomeland (60-19), Princeton, 2000
- 70 Sandy Galuppo (32-28), Boston College, 1989

Fewest Saves

- 29 Duane Derksen (20-9), 1990
- 37 Garth Snow (23-14) (Maine), 1991

Most Shots on Goal

- 105 North Dakota (40-65), 2000
- 95 Wisconsin (62-33), 1995

Fewest Shots on Goal

- 39 Princeton (20-19), 1995
- 43 Colgate (16-27), 2007

Showdown All-Tournament Teams

1989

Forwards

Scott Keller, Minnesota Duluth
Gary Shuchuk, Wisconsin
Chris Tancill, Wisconsin

Defense

Mark Osiecki, Wisconsin
Greg Brown, Boston College

Goaltender

Sandy Galuppo, Boston College (MVP)

1990

Forwards

Dixon Ward, North Dakota
Doug Macdonald, Wisconsin
Tray Tuomie, Wisconsin

Defense

Jason Herter, North Dakota
Rob Andringa, Wisconsin

Goaltender

Duane Derksen, Wisconsin (MVP)

1991

Forwards

Jason Zent, Wisconsin
Mark Kaufmann, Yale
Doug Macdonald, Wisconsin

Defense

Barry Richter, Wisconsin
Jason Weinrich, Maine

Goaltender

Duane Derksen, Wisconsin (MVP)

1992

Forwards

David Sacco, Boston University (MVP)
Matt Oates, Miami
Doug Friedman, Boston University

Defense

Barry Richter, Wisconsin
Kaj Lima, Boston University

Goaltender

J.P. McKersie, Boston University

1993

Forwards

Mike Harding, Northern Michigan
Dean Fedorchuk, Alaska Fairbanks
Chris Tucker, Wisconsin

Defense

Ian Paskowski, Providence
Brian Rafalski, Wisconsin

Goaltender

Jim Carey, Wisconsin (MVP)

1994

Forwards

Sean Tallaire, Lake Superior State
Brian Hollzinger, Bowling Green (MVP)
Tom Parlon, Northeastern

Defense

Brian Rafalski, Wisconsin
Mark Strobel, Wisconsin

Goaltender

Sean Kulick, Lake Superior State

1995

Forwards

Matt Wright, Boston University
Shawn Carter, Wisconsin
Sean Bates, Boston University (MVP)

Defense

Doug Wood, Boston University
Benoit Cotnoir, Notre Dame

Goaltender

Tom Noble, Boston University

1996

Forwards

Martin St. Louis, Vermont
Eric Nickulas, New Hampshire
Jason Krog, New Hampshire (MVP)

Defense

Calvin Elfring, Colorado College
Tim Murray, New Hampshire

Goaltender

Judd Lambert, Colorado College

1997

Forwards

J.P. Vigier, Northern Michigan
Kevin Granato, Wisconsin
Marty Reasoner, Boston College

Defense

Jeremiah McCarthy, Harvard
Craig Anderson, Wisconsin (MVP)

Goaltender

Mike Valley, Wisconsin

1998

Forwards

Adam Edinger, Bowling Green (MVP)
Jeff Hamilton, Yale
Ryan Moynihan, Cornell

Defense

Mike Jones, Bowling Green
Jeff Dessner, Wisconsin

Goaltender

Mike Savard, Bowling Green

1999

Forwards

Steve Reinprecht, Wisconsin
Allan Carr, Nebraska-Omaha
Lee Goren, North Dakota (MVP)

Defense

Jeff Dessner, Wisconsin
Aaron Schneekloth, North Dakota

Goaltender

Graham Melanson, Wisconsin

2000

Forwards

Jeff Panzer, North Dakota
Andy Wheeler, Wisconsin (MVP)
Gregg Johnson, Boston University

Defense

Mike Bussoli, Boston University
Alex Brooks, Wisconsin

Goaltender

Nate Nomeland, Princeton

2001

Forwards

Darren Haydar, New Hampshire (MVP)

Sean Collins, New Hampshire

Les Haggert, Brown

Defense

Mick Mounsey, New Hampshire

Garrett Stafford, New Hampshire

Goaltender

Scott Kabotoff, Wisconsin

2002

Forwards

Brad Winchester, Wisconsin

Bryce Cockburn, Northern Michigan

Tyler Kolarik, Harvard

Defense

Brian Fahey, Wisconsin (MVP)

Noah Welch, Harvard

Goaltender

Scott Kowalski, Northern Michigan

2003

Forwards

Adam Burish, Wisconsin

Simon Mangos, Ferris State

Mike Kinnie, Mass-Lowell

Defense

Dan Boeser, Wisconsin

Danny O'Brien, Ferris State

Goaltender

Brian Elliott, Wisconsin

MVP

Mike Brown, G, Ferris State

2004

Forwards

Jeff Legue, Ferris State (MVP)

Derek Nesbitt, Ferris State

Matthew Ford, Wisconsin

Defense

Mike Grenzy, Clarkson

Matt York, Ferris State

Goaltender

Mike Brown, Ferris State

2005

Forwards

Nate Higgins, Wayne State

Joe Pavelski, Wisconsin

Mike Santorelli, Northern Michigan

Defense

Nathan Oystriick, Northern Michigan

Jeff Likens, Wisconsin

Goaltender

Brian Elliott, Wisconsin (MVP)

2006

Forwards

Nick Dodge, Clarkson (MVP)

Josh Sim, Lake Superior State

Jake Dowell, Wisconsin

Defense

Tyrell Mason, Clarkson

Barnabas Birkeland, Lake Superior State

Goaltender

David Leggio, Clarkson

2007

Forwards

Ben Street, Wisconsin

Jesse Winchester, Colgate

Jimmy Russo, Northeastern

Defense

Wade Poplawski, Colgate

Louis Liotti, Northeastern

Goaltender

Brad Thiessen, Northeastern (MVP)

2008

Forwards

John Mitchell, Wisconsin

Zac MacVoy, Lake Superior St.

Troy Schwab, Lake Superior St.

Defense

Jamie McBain, Wisconsin

Simon Gysbers, Lake Superior St.

Goaltender

Shane Connelly, Wisconsin (MVP)

WCHA Playoffs

FORMATS

1968-71

eight teams at East and West Regionals

1971-76; 1977-81

eight teams in two rounds of two-game total-goals series

1976-77; 1981-87

eight teams in two rounds of two-game total goals series plus a two-team championship

1988-92

opening round, best-of-three series at campus sites followed by a conference playoff championship with four teams at one venue

1993-present

opening round, best-of-three series at campus sites followed by the WCHA Final Five at one venue

WISCONSIN RECORDS

Overall WCHA Playoff Record: 89-44-4

First-Round Record: 59-21-0

Best-of-Three Games Record: 34-14-0 (1988-present)

Best-of-Three Series Outcomes: 17-5-0 (1988-present)

First-Round Road Record: 5-7-0

First-Round Road Series (1974, 1996, 1997, 2003, 2007, 2008)

WCHA Final Five Record: 10-11-0 (1993-present)

Wisconsin has now been to 12 of 17 Final Fives.

1970

March 13 2-1 W Michigan4
March 14 3-2 W Denver4

1971

March 11 3-4 L Minnesota

1972

March 7 3-5 L Michigan Tech
March 8 6-1 W Michigan Tech
March 11 1-1* T North Dakota
March 12 5-1 W North Dakota

1973

March 5 8-6 W Minnesota
March 6 6-4 W Minnesota
March 9 4-4* T Notre Dame
March 10 4-3 W Notre Dame

1974

March 5 1-4 L at Michigan St.
March 6 4-3 W at Michigan St.

1975

March 4 5-4 W Michigan State
March 5 4-7 L Michigan State

1976

March 10 4-6 L Michigan State
March 11 4-6 L Michigan State

1977

March 9 3-1 W Colo. College
March 10 3-1 W Colo. College
March 12 9-5 W Minnesota
March 13 8-3 W Minnesota
March 16 4-0 W Michigan
March 17 5-4 W Michigan

1978

March 10 9-2 W Minn.-Duluth
March 11 5-4 W Minn.-Duluth
March 14 4-3 W Michigan Tech
March 15 7-4 W Michigan Tech

1979

March 6 11-5 W Notre Dame
March 7 5-2 W Notre Dame
March 10 2-4 L North Dakota
March 11 7-7* T North Dakota

1980

DNQ

1981

March 7 8-2 W Colo. College
March 8 4-11 L Colo. College

1982

March 9 3-4 L Minnesota
March 10 6-2 W Minnesota
March 13 9-0 W North Dakota
March 14 3-1 W North Dakota

1983

Feb. 25 3-2 W Colo. College
Feb. 26 5-2 W Colo. College
March 4 1-1 T at North Dakota
March 5 6-5*** W at North Dakota
March 12 5-1 W at Minnesota
March 13 3-2 W at Minnesota

1984

Feb. 25 5-3 W Denver
Feb. 26 8-5 W Denver
March 2 3-6 L at Minn.-Duluth
March 3 0-9 L at Minn.-Duluth

1985

March 2 2-1 W Colo. College
March 3 7-3 W Colo. College
March 9 0-6 L at Minnesota
March 10 7-8 L at Minnesota

1986

March 1 6-2 W North Dakota
March 2 6-5 W North Dakota
March 8 1-4 L at Minnesota
March 9 3-7 L at Minnesota

1987

Feb. 28 4-2 W No. Michigan
March 1 6-2 W No. Michigan
March 6 2-1 W at Minnesota
March 7 4-8 L at Minnesota

1988

Feb. 25 2-1* W No. Michigan
Feb. 26 5-4 W No. Michigan
March 6 2-1 W North Dakota1
March 7 3-2 W Minnesota1

1989

Feb. 24 5-2 W Michigan Tech
Feb. 25 5-3 W Michigan Tech
March 5 2-4 L No. Michigan1
March 6 4-3 W Minnesota1

1990

March 3 5-2 W Michigan Tech
March 4 4-3 W Michigan Tech
March 11 4-3* W No. Michigan1
March 12 7-1 W Minnesota1

1991

March 2 5-1 W Minn.-Duluth
March 3 5-2 W Minn.-Duluth
March 10 2-3 L Minnesota1
March 11 2-5 L North Dakota1

1992

March 13 6-5* W St. Cloud State
March 14 3-5 L St. Cloud State
March 15 4-3* W St. Cloud State
March 20 3-6 L No. Michigan1
March 21 5-3 W Colo. College1

1993

March 12 6-3 W Colo. College
March 13 10-3 W Colo. College
March 19 2-3* L Minnesota1
March 20 5-7 L Minn.-Duluth1

1994

March 11 6-1 W North Dakota
March 12 4-2 W North Dakota
March 18 2-3 L St. Cloud State2
March 19 8-3 W Michigan Tech2

1995

March 10 3-4 L No. Michigan
March 11 5-4 W No. Michigan
March 12 5-1 W No. Michigan
March 17 5-4 W Denver1
March 18 4-3* W Colo. College1

1996

March 1 6-5* W at North Dakota
March 2 5-4** W at North Dakota
March 8 3-4* L Minnesota2
March 9 4-6 L Colo. College2

1997

March 7 3-9 L at Colo. College
March 8 0-1**** L at Colo. College

NCAA Playoffs

1998

March 13	6-1	W	Alaska Anchorage
March 14	6-2	W	Alaska Anchorage
March 20	5-2	W	Colo. College ²
March 21	3-2	W	North Dakota ²

1999

March 13	2-5	L	St. Cloud State
March 14	2-3	L	St. Cloud State

2000

March 10	4-0	W	Michigan Tech
March 11	9-4	W	Michigan Tech
March 17	5-3	W	Minnesota ³
March 18	3-5	L	North Dakota ³

2001

March 9	6-4	W	Denver
March 10	6-2	W	Denver
March 15	3-4	L	Colo. College ¹

2002

March 8	3-2*	W	Minnesota State
March 9	7-3	W	Minnesota State
March 14	2-3*	L	Colo. College ¹

2003

March 14	1-2	L	at Minnesota St.
March 15	5-6**	L	at Minnesota St.

2004

March 12	2-3	L	Alaska Anchorage
March 13	4-0	W	Alaska Anchorage
March 14	1-4	L	Alaska Anchorage

2005

March 11	5-4	W	Alaska Anchorage
March 12	1-2	L	Alaska Anchorage
March 13	2-1	W	Alaska Anchorage
March 17	2-3	L	North Dakota ¹

2006

March 10	4-1	W	Michigan Tech
March 11	1-0	W	Michigan Tech
March 17	3-4	L	North Dakota ¹
March 18	4-0	W	Minnesota ¹

2007

March 9	3-2	W	at Denver
March 10	2-1	W	at Denver
March 15	4-0	W	Michigan Tech ¹
March 16	2-4	L	Minnesota ¹
March 17	4-3*	W	St. Cloud State ¹

2008

March 14	0-3	L	at St. Cloud State
March 15	3-4*	L	at St. Cloud State

2009

March 13	7-1	W	Minnesota State
March 14	4-2	W	Minnesota State
March 20	0-3	L	Denver ¹
March 21	4-1	W	North Dakota ¹

1 - St. Paul, Minn.; 2 - Milwaukee; 3 - Minneapolis; 4 - Denver; * - overtimes

NCAA PLAYOFF FORMATS

1949-80

Four-team, single elimination format, two semifinal games, one third place game and one championship game (1970 began seeding teams in East and West brackets, 1977 added a third from each region when necessary)

1981-87

Eight-team, East and West regionals are two-game, total-goals series; semifinal and final are single-elimination

1988

12-team format, first-round and quarterfinal are two-game, total-goals series; semifinal and final still single-elimination

1989

First-round and quarterfinals become best-of-three format

1992-02

Preliminary rounds become single elimination format

2003-present

16-team, single elimination format with East, West, Northeast, and Midwest regionals

WISCONSIN RECORDS

NCAA Playoff Record: 37-20-2

Years participating: 23

First place finishes: 6 Second place finishes: 1

Third place finishes: 2 Fourth place finishes: 1

vs. CCHA: 7-6-0

vs. Hockey East: 11-5-1

vs. ECACHL: 12-4-1

vs. CHA: 1-0-0

vs. WCHA: 7-4-0

1970 - Lake Placid, N.Y.

March 19	1-2	L	Cornell	Semifinals
March 20	6-5	W	Michigan Tech	Third Place

1972 - Boston

March 16	1-4	L	Boston University	Semifinals
March 18	5-2	W	Denver	Third Place

1973 - Boston

March 16	6-5*	W	Cornell	Semifinals
March 17	4-2	W	Denver	Championship

1977 - Detroit

March 25	4-3*	W	New Hampshire	Semifinals
March 26	6-5*	W	Michigan	Championship

1978 - Providence, R.I.

March 23	2-5	L	Boston University	Semifinals
March 24	3-4	L	Bowling Green	Third Place

1981 - Duluth, Minn.

March 20	3-2	W	Clarkson	Quarterfinals
March 21	6-6*	T	Clarkson	Quarterfinals
March 27	5-1	W	No. Michigan	Semifinals
March 28	6-3	W	Minnesota	Championship

1982 - Madison, Wis. & Providence, R.I.

March 20	6-1	W	Harvard	Quarterfinals
March 21	4-3	W	Harvard	Quarterfinals
March 26	5-0	W	New Hampshire	Semifinals
March 27	2-5	L	North Dakota	Championship

1983 - Madison, Wis. & Grand Forks, N.D.

March 19	6-2	W	St. Lawrence	Quarterfinals
March 20	7-1	W	St. Lawrence	Quarterfinals
March 24	2-0	W	Providence	Semifinals
March 26	6-2	W	Harvard	Championship

1988 - Madison, Wis. & Canton, N.Y.

March 19	7-1	W	UMass-Lowell	First Round
March 20	4-4	T	UMass-Lowell	First Round
March 26	0-7	L	St. Lawrence	Quarterfinals
March 27	4-3	W	St. Lawrence	Quarterfinals

1989 - Canton, N.Y. & Minneapolis

March 17	3-1	W	St. Lawrence	First Round
March 18	4-2	W	St. Lawrence	First Round
March 24	2-4	L	Minnesota	Quarterfinals
March 25	2-4	L	Minnesota	Quarterfinals

1990 - Madison, Wis. & Detroit

March 23	7-3	W	Maine	Quarterfinals
March 24	4-3*	W	Maine	Quarterfinals
March 30	2-1	W	Boston College	Semifinals
April 1	7-3	W	Colgate	Championship

1991 - Potsdam, N.Y.

March 15	3-8	L	Clarkson	First Round
March 16	4-5	L	Clarkson	First Round

1992^ - Providence, R.I. & Albany, N.Y.

March 26	4-2	W	New Hampshire	First Round
March 28	5-2	W	St. Lawrence	Second Round
April 2	4-2	W	Michigan	Semifinals
April 4	3-5	L	Lake Superior St.	Championship

1993 - Detroit

March 26	3-1	W	Miami (Ohio)	First Round
March 27	3-4*	L	Michigan	Second Round

1994 - Albany, N.Y.

March 25	6-3	W	W. Michigan	First Round
March 26	1-4	L	Boston Univ.	Second Round

1995 - Madison, Wis.

March 24	5-3	W	Michigan State	First Round
March 25	3-4	L	Michigan	Second Round

1998 - Albany, N.Y.

March 28	4-7	L	New Hampshire	First Round
----------	-----	---	---------------	-------------

2000 - Minneapolis

March 25	1-4	L	Boston College	Second Round
----------	-----	---	----------------	--------------

2001 - Grand Rapids, Mich.

March 24	4-1	W	Providence	First Round
March 25	1-5	L	Michigan State	Second Round

2004 - Albany, N.Y.

March 26	1-0*	W	Ohio State	First Round
March 27	1-2*	L	Maine*	Regional Final

2005 - Grand Rapids, Mich.

March 25	1-4	L	Michigan	First Round
----------	-----	---	----------	-------------

2006 - Green Bay, Wis. & Milwaukee

March 25	4-0	W	Bemidji State	First Round
March 26	1-0***	W	Cornell	Regional Final
April 6	5-2	W	Maine	Semifinals
April 8	2-1	W	Boston College	Championship

2007 - Madison, Wis.

March 29	6-2	W	Denver	First Round
March 30	2-3*	L	North Dakota	Regional Final

* - Overtimes

^ - Participation in the tournament vacated by the NCAA Committee on infractions

All-Americans

Forwards

Mike Eaves

Forward, 1977, '78

First All-American forward for both 1977 and 1978 ... UW's career leading scorer with 267 points ... three-time team captain helped team to 1977 NCAA title ... named WCHA MVP in 1978 ... 1978 Big Ten Medal of Honor winner ... coached 2006 Badgers to NCAA championship ... member of the UW Athletics Hall of Fame ... was selected 13th overall in the 1976 Amateur Draft by the St. Louis Blues ... played 56 games with the Minnesota North Stars from 1979-83 ... skated with the Calgary Flames from 1983-84, making it to the Stanley Cup finals in 1984 ... coached the USA Hockey NTDP team for two years, winning the gold medal at the 2002 IIHF World Under-18 Championship and 2004 World Junior Championships ... began coaching in 1985 with the Calgary Flames (assistant) ... has had coaching positions with the NHL's Pittsburgh Penguins and Philadelphia Flyers, the Helsinki Finnish Elite League, Shattuck (Minn.) St. Mary's High School and the Hershey Bears of the AHL

Mark Johnson

Forward, 1978, '79

Was a two-time first team All-American ... Badgers all-time leading goal scorer with 125 goals in 125 games ... UW's second all-time leading scorer with 256 points in three seasons ... won the 1977 national championship with UW as a freshman and was named WCHA Freshman of the Year ... named 1979 WCHA MVP ... named to the All-Time All-WCHA First Team ... charter member of the UW Athletics Hall of Fame ... led the 1980 Olympic Team in scoring and a gold medal during the "Miracle on Ice" run ... played with USA Hockey teams in 13 international tournaments ... played in NHL for 11 years with the Pittsburgh Penguins, Hartford Whalers, St. Louis Blues, New Jersey Devils and the Minnesota North Stars ... UW men's assistant coach from 1996-2002 ... became UW women's head coach in 2003 and led his team to an NCAA championship in 2006 and 2007

John Newberry

Forward, 1982

First team All-American in 1982 ... was Wisconsin's first top-10 finalist for the Hobey Baker Award ... 1982 First-Team All-WCHA ... helped the Badgers win the 1981 NCAA Championship with two goals and two assists in title game ... 1981 NCAA All-Tournament Team ... collected school-record 10 game-winning goals in 1981-82 season ... spent four seasons in the NHL between the Montreal Canadiens and the Hartford Whalers

Patrick Flatley

Forward, 1983

NCAA West first team All-American ... 1983 First-Team All-WCHA ... helped the Badgers win the 1983 NCAA Championship ... 1983 NCAA All-Tournament Team ... collected 106 points and 42 goals in just two seasons at Wisconsin ... 1984 Olympian playing for Canada ... skated in 850 games in the NHL with the New York Islanders and New York Rangers from 1983-97

Paul Ranheim

Forward, 1988

NCAA West first-team All-American in 1988 ... 1988 All-WCHA First Team and 1987 All-WCHA Second-Team selection ... ranks 10th on the UW list with 177 career points, while his 88 goals rank sixth ... helped team to 1988 WCHA playoff title as an all-tournament team skater

... skated in 1,046 NHL games during 15 seasons from 1988-2003 for the Calgary Flames, Hartford Whalers, Carolina Hurricanes, Philadelphia Flyers and the Phoenix Coyotes

Gary Shuchuk

Forward, 1990

First team All-American in 1990 ... 1990 WCHA Player of the Year ... assistant captain for the Badgers' 1990 NCAA, WCHA regular-season and playoff championships ... set the record for UW seniors with 41 goals in 1989-90 ... his 80 points are second-most for a UW senior ... 1990 All-WCHA First Team ... skated parts of five seasons in the NHL with the Detroit Red Wings and Los Angeles Kings ... skated with the Kings during their 1993 Stanley Cup Finals run ... also played in the German Elite League

Steve Reinprecht

Forward, 2000

NCAA first team All-American in 2000 ... led the nation with 66 points during the 1999-2000 season ... named 2000 WCHA Player of the Year ... was runner-up for the 2000 Hobey Baker Memorial Award ... 2000 All-WCHA First Team and 1998 All-WCHA Second Team selection ... led the Badgers in scoring for three seasons (1998, '99, 2000) ... two-time team captain ... current NHL player since 2000, has skated for the Los Angeles Kings, Colorado Avalanche, Calgary Flames and Phoenix Coyotes ... won 2001 Stanley Cup with Colorado

Dany Heatley

Forward, 2000, '01

First team All-American in 2001 ... Second Team All-American in 2000 ... 2001 finalist for the Hobey Baker Memorial Award ... 2000 All-WCHA First-Team and 2001 All-WCHA Second-Team selection ... second overall pick in the 2000 NHL Entry Draft by the Atlanta Thrashers ... won the Calder Memorial Trophy as NHL rookie of the year in 2002 ... 2006 Olympian for Canada ... won the bronze medal playing for Canada at the 2000 and 2001 World Junior Championships ... scored four goals in the 2003 NHL All-Star Game and a goal in the shootout as he was awarded as All-Star MVP ... two-time gold medalist with Canada's World Championship team in 2003-04 and silver medalist in 2005

Tony Granato

Forward, 1985, '87

Second-Team All-American in 1985 and 1987 ... 1985 and 1987 All-WCHA Second-Team ... fourth on the all-time UW scoring chart with 220 points and third with 100 goals ... 1987 UW team captain ... 1987 finalist for the Hobey Baker Memorial Award ... 1987 WCHA Student-Athlete of the Year ... member of the UW Athletics Hall of Fame ... skated with the US National Team in 1987-88 and played in the 1988 Olympics ... skated 13 NHL seasons (1988-2001) for the New York Rangers, Los Angeles Kings and San Jose Sharks, skating in the 1993 Stanley Cup finals in 1993 with the Kings ... won the 1997 Bill Masterson Memorial Trophy for his "qualities of perseverance, sportsmanship and dedication to hockey." ... spent two years as head coach for the Colorado Avalanche (2002-04)

Steve Tuttle

Forward, 1988

Second-Team All-American in 1988 ... 1988 All-WCHA Second Team ... led the Badgers with 39 assists and 66 points during 1987-88 ... collected 52 points in 35 WCHA games during 1987-88 to rank ninth on the UW single-season list ... also posted 27 goals in 25 league games in 1986-87 to rank third on the UW single-season list ... chosen in the sixth round, 113th overall in the 1984 NHL

Entry Draft ... skated 161 games over three seasons with the St. Louis Blues from 1988-91

Joe Pavelski

Forward, 2006

Second-Team All-American in 2006 ... 2006 All-WCHA Second Team and 2005 All-WCHA Rookie Team ... 2006 NCAA Midwest Regional All-Tournament Team ... collected 101 points in 84 games played becoming the ninth Badger to score 100 points through their first two seasons ... tied UW record with four assists in a period at Colorado College on Jan. 14, 2006 ... shared for the national scoring lead among freshmen with 45 points in 2004-05 ... led team, ranked second in the WCHA and fourth in the country with 56 points in 2005-06 ... 205th overall pick of the San Jose Sharks in 2003 NHL Entry Draft

Defensemen

John Jagger

Defenseman, 1970

Wisconsin's first All-American made the first team during Wisconsin's first season in the WCHA. ... 1970 and 1971 All-WCHA Second-Team pick ... MVP and at the 1970 Big Ten Tournament ... named to the 1968 Big Ten and Great Lakes All-Tournament Teams ... MVP of the UW freshman team for 1967-68

Jeff Rotsch

Defenseman, 1972

First-Team All-American in 1972 ... co-captained team for 1971-72 season ... helped team to WCHA playoff title and its second NCAA tournament bid, a third-place finish ... Wisconsin first NHL drafted player was taken 112th overall by the St. Louis Blues in 1970

Brian Engblom

Defenseman, 1975

First-Team All-American in 1975 ... the Badgers' first All-WCHA First-Team selection in 1975 ... skated 11 seasons in the NHL with the Montreal Canadiens, Washington Capitals, Los Angeles Kings, Buffalo Sabres and Calgary Flames (1976-84, '86-'87) ... three-time Stanley Cup champion with the Montreal Canadiens (1977, '78, '79) ... NHL plus/minus leader in 1981 ... 1982 NHL Second-Team All-Star ... became an NHL commentator for ESPN and ABC, and now broadcasts hockey on Versus

Craig Norwich

Defenseman, 1976, '77

Wisconsin only two-time First-Team All-American on defense (1976, '77) ... 1977 All-WCHA First-Team and 1976 All-WCHA Second-Team selection ... 1977 NCAA All-Tournament pick in helping team to 1977 NCAA title ... became one of just four UW defensemen to lead the team in points with 83 during 1976-77 ... 1976-77 point total is the WCHA record for defensemen ... school record-holder with 65 assists in 1976-77 ... collected 168 points in just three seasons at Wisconsin to share 16th on the all-time list ... played two seasons for the Cincinnati Stingers of the WHA, before skating two NHL seasons with the Winnipeg Jets, St. Louis Blues and Colorado Rockies (1979-81)

Theran Welsh Defenseman, 1980

First-Team All-American in 1980 ... 1980 and 1981 All-WCHA Second-Team honoree ... member of Wisconsin's 1981 NCAA title team ... named to the 1981 NCAA All-Tournament Team ... 228 career points rank third on the UW's all-time list ... school and WCHA career leader with 194 assists ... scored at least 50 points in all four seasons at Wisconsin

Bruce Driver Defenseman, 1982

First-Team All-American in 1982 ... 1982 All-WCHA First-Team and 1983 All-WCHA Second-Team pick ... two-time NCAA champion at Wisconsin, winning in 1981 and captaining the 1983 squad ... member of the 1982 NCAA All-Tournament Team ... 1984 Olympian playing for Canada ... played 15 years and over 1,000 games in the NHL for the New Jersey Devils and New York Rangers ... Stanley Cup champion with the New Jersey Devils in 1995

Paul Stanton Defenseman, 1988

First-Team All-American in 1988 ... 1989 All-WCHA First-Team and 1988 All-WCHA Second-Team honoree ... 1988 WCHA Final Five All-Tourney Team during UW's playoff title run ... collected 115 points in 167 games to rank seventh among all-time UW defensemen ... played five years (1990-95) in the NHL with the Pittsburgh Penguins, Boston Bruins and New York Islanders ... two-time Stanley Cup champion with the Penguins (1991, '92) ... went on to play hockey in Germany

Barry Richter Defenseman, 1993

First-Team All-American in 1993 ... 1993 All-WCHA First-Team member ... 1993 team captain ... finished UW career with 156 points to rank third on the all-time UW career list for defensemen ... one of four Badger rear guards to record a hat trick ... 1994 U.S. Olympian ... skated five seasons (1995-97, '98-2001) in the NHL for the New York Rangers, Boston Bruins, New York Islanders and Montreal Canadiens

Brian Rafalski Defenseman, 1995

First-Team All-American in 1995 ... 1995 WCHA Defensive Player of the Year ... 1995 All-WCHA First-Team and 1992 All-WCHA Rookie Team honoree ... collected 100 career points in 150 games at Wisconsin ... helped team to WCHA playoff championship in 1995 ... two-time U.S. Olympian, winning a silver medal at the 2002 games ... skated five years in Sweden and Finland before the NHL ... named Finnish Elite League top defenseman (1998, '99) ... has played for the NHL's New Jersey Devils since 1999 ... two-time Stanley Cup champion with the Devils in 2000 and 2003 ... 1999-2000 member of the NHL All-Rookie Team ... 2004 NHL All-Star game participant

Jeff Dessner Defenseman, 2000

First-Team All-American in 2000 ... 2000 WCHA Defensive Player of the Year ... 2000 All-WCHA First-Team and 1999 All-WCHA Third-Team choice ... two-time team captain, including tri-captain during 1999-2000 MacNaughton Cup-winning season for WCHA regular-season championship ... posted 70 points in 135 career games at the UW from 1997-2001 ... 1996 seventh-round draft choice of the New York Rangers

Jamie McBain Defenseman, 2009

First-Team All American in 2009 ... 2009 WCHA Player of the Year ... top-10 finalist for the Hobey Baker Memorial Award ... Insidecollegehockey.com Defenseman of the Year ... Wisconsin's top scorer and in a tie for second in the nation among defensemen with 30 assists and 37 points ... fifth Badger blue liner to lead the team in scoring ... first UW defenseman and seventh Badger named WCHA Player of the Year ... eighth Badger named a top-10 Hobey Baker finalist and the first UW defenseman ... second-round draft

pick of the Carolina Hurricanes in 2006 (63rd overall) ... finished his Badger playing career with 111 games played, 15 goals, 64 assists and 79 points in three years ... 2009 All-WCHA First-Team ... 2008 All-WCHA Third-Team ... 2008 NCAA Midwest Regional All-Tournament Team ... 2007 All-WCHA Rookie Team

Tim Thomas Defenseman, 1985

Second-Team All-American in 1985 ... 1985 All-WCHA First-Team selection ... skated 1983-84 with the U.S. national team, but returned to the Badgers for his final two seasons ... collected 154 points in 151 games to rank fourth all-time among UW Badger defensemen ... his 41 career goals rank second among UW blue liners

Sean Hill Defenseman, 1991

Second-Team All-American in 1991 ... 1991 and 1990 All-WCHA Second-Team Honoree ... 1991 and 1990 WCHA Final Five All-Tournament Team ... holds the UW single-season mark for defensemen with 19 goals in 1990-91 ... member of 1990 NCAA, WCHA regular season and WCHA playoff championship teams ... sixth on the UW all-time scoring list among defensemen with 129 points in 124 games and just three seasons ... 1992 U.S. Olympian ... veteran of seven NHL teams during current 16-year career, including the Montreal Canadiens, Anaheim Ducks, Ottawa Senators, Carolina Hurricanes, St. Louis Blues, Florida Panthers and New York Islanders

Tom Gilbert Defenseman, 2006

Second-Team All-American in 2006 ... 2006 All-WCHA First-Team and 2005 All-WCHA Third-Team selection ... 2006 NCAA Frozen Four and NCAA Midwest Regional All-Tournament Team honoree ... scored game-winning goal in UW's 2-1 victory over Boston College in the 2006 NCAA Championship Game ... shared national lead among defensemen with 12 goals in 2006 ... finished career with 89 points in 162 games played ... posted career plus-70 ... 129th overall pick by the Colorado Avalanche in 2002 ... traded to the Edmonton Oilers in 2004 while still at Wisconsin

Goaltenders

Julian Baretta Goaltender, 1977

The first Wisconsin goaltender named an All-American with his first-team selection in 1977 ... 1977 All-WCHA First-Team and 1978 All-WCHA Second Team choice ... 1977 NCAA Tournament MVP after leading the team to the 1977 NCAA title ... member of 1977 WCHA regular-season and playoff championships ... 51 career victories shares fifth on the UW all-time list ... drafted 84th overall by the NHL's Los Angeles Kings in 1977

Roy Schultz Goaltender, 1980

First-Team All-American in 1980 ... 1980 First-Team All WCHA honoree ... Wisconsin's career saves per game leader at 31.9 during his two years at Wisconsin ... shared team's Spike Carlson MVP award for 1979-80 season ... turned pro after second UW season

Bernd Brückler Goaltender, 2004

First-Team All-American in 2004 ... 2004 All-WCHA First-Team, 2005 All-WCHA Second-Team and 2002 All-WCHA Rookie Team selection ... 2004 NCAA East Regional Most Outstanding Player ... 2004-05 team assistant captain ... 2004 member of Austrian national team at world championships ... 2001 NHL draft pick of the Philadelphia Flyers in the fifth round, 150th overall ... Wisconsin's current career leader with a 2.48 goals-against average and ranks second with a .916 save percentage

Brian Elliott Goaltender, 2006

First-Team All-American in 2006 ... 2006 All-WCHA Second-Team pick ... backstopped the Badgers to their sixth NCAA title, leading the nation in goals-against average, save percentage and victories, while sharing the national lead in shutouts ... posted the greatest statistical season for a Badger goaltender and one of the best in NCAA history ... finished as a top three finalist for the Hobey Baker Award ... 2006 NCAA Midwest Regional Most Outstanding Player ... 2006 NCAA Frozen Four All-Tournament Team member ... posted WCHA-record 269:52 shutout streak in 2006 ... 291st pick by the Ottawa Senators at the 2003 NHL Entry Draft

Dean Anderson Goaltender, 1988

Second-Team All-American in 1988 ... 1988 All-WCHA Second-Team selection ... 1988 WCHA Playoff Tournament MVP to lead Badgers to title ... set UW record with 45 games played during 1987-88 season ... 68 career wins and 30 victories in 1987-88 both rank third in the UW records ... finished his career 68-34-2 ... chosen 11th by the Toronto Maple Leafs in the 1988 NHL Supplemental Draft

Curtis Joseph Goaltender, 1989

Second-Team All-American in 1989 ... in 1989 he became the only player in league history named WCHA Most Valuable Player/Player of the Year and WCHA Rookie of the Year in the same season ... 1989 All-WCHA First-Team honoree ... named to the All-Time All-WCHA Second Team ... a Badger for just one season, Joseph went 21-11-5 with a 2.49 goals-against average and .919 save percentage before leaving for the NHL ... his .919 single-season save percentage ranks second in the UW record book ... Joseph was never drafted, but became one of the top goaltenders in the NHL, playing for St. Louis, Edmonton, Toronto, Detroit and Phoenix during current 17-year professional career ... two-time NHL all-star ... won 2000 King Clancy Memorial Trophy as a player who has "made a noteworthy humanitarian contribution in his community." ... won a gold medal with Canada at the 2002 Olympics and also played at the games in 1998

Duane Derksen Goaltender, 1992

Second-Team All-American in 1992 ... 1992 WCHA Player of the Year ... 1992 All-WCHA First-Team and 1991 and 1990 All-WCHA Second-Team selection ... placed third in the 1992 Hobey Baker Memorial Award balloting ... 1990 NCAA All-Tournament Team ... 1990 WCHA Playoff All-Tournament Team ... set UW single-season record with 31 victories in 1989-90 ... 80 career victories ranks second on UW all-time list ... 1992 team assistant captain ... Washington Capitals' third-round pick, 57th overall, in the 1988 NHL Entry Draft

Kirk Daubenspeck Goaltender, 1997

Second-Team All American in 1997 ... 1997 All-WCHA Second Team pick ... 1995 tournament MVP and 1996 WCHA Final Five All-Tournament player ... holds the WCHA record with a 75-save effort in a 1-0, quadruple overtime loss against Colorado College on March 8, 1997, the second-longest game in NCAA Division I history ... team assistant captain in 1996-97 ... UW's Spike Carlson MVP in 1996 and 1997 ... 151st pick by the Philadelphia Flyers in the 1992 NHL Entry Draft

UW Athletics Hall of Fame

Nine members of the Wisconsin men's hockey family are in the UW Athletics Hall of Fame, including aforementioned All-Americans Mark Johnson, Mike Eaves, Craig Norwich and Tony Granato, as well as head coach Bob Johnson. Steve Alley, Mike Richter, Marc Behrend and Bert DeHate are also enshrined.

Mark Johnson - Charter Member (Bio on page 134)

Mike Eaves - 1992 Inductee (Bio on page 134)

Bob Johnson - 1992 Inductee (Bio on page 115)

Craig Norwich - 2008 Inductee (Bio on page 134)

Tony Granato - 2000 Inductee (Bio on page 134)

Steve Alley - 2001 Inductee

Two-time UW tri-captain, including UW's 1977 NCAA title team ... scored nine game-winning goals in 1976-77, sharing second on the all-time single-season list ... scored overtime game-winning goal for 6-5 victory over Michigan in the 1977 NCAA Championship Game ... 165 career points in 159 games shares 20th on the UW all-time list ... paced Badgers with 23 goals in 1974-75 ... one of the first three Badgers to play in the Olympics, skating for Team USA in 1976 ... 1974, '75 and '78 U.S. National Team member ... 141st overall draft pick of the Chicago Blackhawks in 1973 ... played parts of two seasons for Hartford Whalers from 1979-81 ... skated for the WHA's Birmingham Bulls from 1977-79.

Mike Richter - 2005 Inductee

1987 All-WCHA Second-Team selection ... 1986 WCHA Rookie of the Year ... posted a 33-25-1 mark during two seasons at Wisconsin ... had a 3.71 goals-against average and .895 save percentage with one shutout in 60 games played ... chosen 28th overall by the New York Rangers in the 1985 NHL Draft ... spent entire 15-year, 666 game career as a New York Ranger ... 301-258-73 career record makes him winningest goalie in franchise history ... had No. 35 Ranger jersey retired in 2004 ... holds eight regular-season and five post-season records for the Rangers ... goaltender for team's 1994 Stanley Cup championship ... named 1996 World Cup of Hockey Most Valuable Player leading Team USA to gold in perhaps his greatest career performance ... NHL All-Star in 1992, 1994 and 2000, earning MVP honors in 1994 ... U.S. Olympian in 1988, 1998 and 2000, winning silver in 2000 ... 2008 U.S. Hockey Hall of Fame inductee

Marc Behrend - 2006 Inductee

1981 and 1983 NCAA Championship Tournament MVP ... allowed just two goals in two NCAA title games to help the UW to the 1981 and 1983 NCAA Championships ... 1983 Second-Team All-WCHA ... member of the 1984 U.S. Olympic Team ... went 17-1-1 (.921 win percentage) to set the UW single-season win percentage record ... went 49-8-3 (.842) to set the UW career win percentage mark ... ranks fourth on the UW season lists with a .920 save percentage and 2.23 goals-against average ... skated parts of three seasons with the NHL's Winnipeg Jets (193-86) ... was a fifth-round selection (85th overall) of the Jets in 1981

Bert DeHate - 2007 Inductee

With 47 goals and 77 points, became the first Badger to win the national scoring title ... 47 goals ranks second in UW single-season records ... set UW record with five-goal game (Feb. 24, 1967) which has been tied twice since ... shares school record with eight points in that same game against Ohio University in 1967 ... posted a school record seven hat tricks in 1967-68 and holds career record of 15 ... 1968-69 co-captain ... 108 goals in 95 career games ranks second all-time on the UW list ... 1.98 career points-per-game average ranks second all-time

All-WCHA Badgers

First Team

Player, Pos.	Year
Brian Engblom, D	1974-75
Julian Baretta, G	1976-77
Craig Norwich, D	1976-77
Mike Eaves, C	1977-78
Mark Johnson, C	1977-78
Mark Johnson, C	1978-79
Roy Schultz, G	1979-80
Bruce Driver, D	1981-82
John Newberry, C	1981-82
Patrick Flatley, W	1982-83
Tim Thomas, W	1984-85
Paul Ranheim, W	1987-88
Curtis Joseph, G	1988-89
Paul Stanton, D	1988-89
Gary Shuchuk, C	1989-90
Duane Derksen, G	1991-92
Barry Richter, D	1992-93
Kelly Fairchild, C	1993-94
Brian Rafalski, D	1994-95
Craig Anderson, D	1997-98
Jeff Dessner, D	1999-00
Dany Heatley, W	1999-00
Steve Reinprecht, C	1999-00
Bernd Brückler, G	2003-04
Tom Gilbert, D	2005-06

Second Team

Player, Pos.	Year
Wayne Thomas, G	1969-70
John Jagger, D	1969-70
Murray Heatley, W	1969-70
John Jagger, D	1970-71
Murray Heatley, W	1970-71
Jim Makey, G	1971-72
Jim Makey, G	1972-73
Norm Cherrey, W	1972-73
Craig Norwich, D	1975-76
John Taft, D	1976-77
Mike Eaves, C	1976-77
Julian Baretta, G	1977-78
Bob Suter, D	1978-79
Theran Welsh, D	1979-80
Theran Welsh, D	1980-81
Marc Behrend, G	1981-82
Chris Chelios, D	1982-83
Paul Houck, W	1982-83
Bruce Driver, D	1982-83
Tony Granato, C	1984-85
Marty Wiitala, D	1985-86
Mike Richter, G	1986-87
Tony Granato, C	1986-87
Paul Ranheim, W	1986-87
Dean Anderson, G	1987-88
Paul Stanton, D	1987-88
Steve Tuttle, W	1987-88
John Byce, W	1988-89
Duane Derksen, G	1989-90
Sean Hill, D	1989-90
John Byce, W	1989-90
Duane Derksen, G	1990-91
Sean Hill, D	1990-91
Jim Carey, G	1992-93
Andrew Shier, W	1993-94
Kirk Daubenspeck, G	1996-97

Steve Reinprecht, C	1997-98
Dany Heatley, C/W	2000-01
Robbie Earl, F	2004-05
Bernd Brückler, G	2004-05
Joe Pavelski, C	2005-06
Brian Elliott, G	2005-06
Brian Elliott, G	2006-07

Third Team

Player, Pos.	Year
Jeff Dessner, D	1998-99
Graham Melanson, G	1998-99
Alex Brooks, D	1999-00
Graham Melanson, G	1999-00
Ryan Suter, D	2003-04
Tom Gilbert, D	2004-05
Kyle Turris, F	2007-08
Jamie McBain, D	2007-08

Rookie Team

Player, Pos.	Year
Jason Zent, W	1990-91
Brian Rafalski, D	1991-92
Jim Carey, G	1992-93
Joe Bianchi, C	1994-95
Kevin Granato, W	1997-98
Dave Tanabe, D	1998-99
Brian Fahey, D	1999-00
Dany Heatley, W	1999-00
Bernd Brückler, G	2001-02
Robbie Earl, F	2003-04
Ryan Suter, D	2003-04
Joe Pavelski, F	2004-05
Kyle Klubertanz, D	2004-05
Jamie McBain, D	2006-07
Kyle Turris, F	2007-08
Ryan McDonagh, D	2007-08

MVP/Player of the Year

From 1960-81, the league's MVP award was administered by the Denver Post. Since 1981, it has been selected through balloting of coaches, players, sports information directors and news media. In 1992, the MVP designation was changed to the WCHA Player of the Year.

Player, Pos.	Year
Mike Eaves, C	1977-78
Mark Johnson, C	1978-79
Curtis Joseph, G	1988-89
Gary Shuchuk, C	1989-90
Duane Derksen, G	1991-92
Steve Reinprecht, C	1999-00

Rookie of the Year

The WCHA Rookie of the Year has been presented under three different sets of criteria since 1960. From 1959-60 through 1969-70, freshmen were not allowed to play in the WCHA and the rookie award went to the top sophomore. From 1970-71 through 1989-90, the award was known as the Freshman of the Year. In 1990, the WCHA adopted the Rookie of the Year Award for the top first-year player.

Player, Pos.	Year
Mark Johnson, C	1976-77
Mike Richter, G	1985-86
Curtis Joseph, G	1988-89
Jim Carey, G	1992-93
Dany Heatley, W	1999-00

Defensive Player of the Year

Player, Pos.	Year
Brian Rafalski, D	1994-95
Jeff Dessner, D	1999-00

Final Five All-Tourney Team

The WCHA Final Five tourney began selecting all-tournament teams in 1987-88. That year, the league implemented its current playoff format of playing its annual tournament at a neutral site instead of on campus sites.

Player, Pos.	Year
Dean Anderson, G*	1988
Paul Ranheim, W	1988
Paul Stanton, D	1988
Steve Tuttle, W	1988
Doug Macdonald, C	1989
Duane Derksen, G	1990
Sean Hill, D	1990
Steve Rohlik, W*	1990
Sean Hill, D	1991
Dan Plante, W	1992
Mickey Elick, D	1994
Kirk Daubenspeck, G*	1995
Mark Strobel, D	1995
Kirk Daubenspeck, G	1996
Joe Bianchi, W*	1998
Graham Melanson, G	1998
Matt Peterson, D	1998
Dan Bjornlie, D	2000
Kyle Klubertanz, D	2006
Jake Dowell, F	2007
Jordy Murray, F	2009

*-Tournament MVP

Team Awards

Spike Carlson MVP Award

Spike Carlson was both a player and a coach at the University of Wisconsin. He was one of the first hockey players for the Badgers and coached the UW during the 1930-31 season.

1963-64	Jim Duffy	G
1964-65	Gary Johnson	G
1965-66	Gary Johnson	G
1966-67	Gary Johnson	G
1967-68	Bob Vroman	G
1968-69	John Jagger	D
1969-70	Wayne Thomas	G
1970-71	Jim Boyd	C
1971-72	Jim Young	W
1972-73	Norm Cherrey	W
1973-74	Stan Hinkley	W
1974-75	Mike Dibble	G
1975-76	Mike Eaves	C
1976-77	Team	
1977-78	Mike Eaves	C
1978-79	Les Grauer	W
1979-80	Chuck Durocher	W
	Roy Schultz	G
1980-81	Team	
1981-82	Ron Vincent	W
1982-83	Marc Behrend	G
1983-84	Ted Pearson	W
1984-85	Gary Suter	D
1985-86	Marty Wiitala	D
1986-87	Tony Granato	C
1987-88	Dean Anderson	G
1988-89	Curtis Joseph	G
1989-90	Gary Shuchuk	C
1990-91	Sean Hill	D
1991-92	Duane Derksen	G
1992-93	Barry Richter	D
1993-94	Blaine Moore	C
1994-95	Brian Rafalski	D
1995-96	Kirk Daubenspeck	G
1996-97	Kirk Daubenspeck	G
1997-98	Joe Bianchi	C
	Steve Reinprecht	C
1998-99	Graham Melanson	G
	Steve Reinprecht	C
1999-00	Steve Reinprecht	C
2000-01	Dany Heatley	C-W
2001-02	Scott Kabotoff	G
2002-03	Rene Bourque	W
2003-04	Bernd Brückler	G
2004-05	Tom Gilbert	D
2005-06	Brian Elliott	G
2006-07	Jake Dowell	F
2007-08	Davis Drewiske	D
2008-09	Jamie McBain	D

Ivan B. Williamson Scholastic Award

Ivan B. Williamson served the University of Wisconsin as its Director of Athletics from 1955-69. He was instrumental in the revival of UW hockey as a varsity sport in 1963

1964-65	Fritz Ragatz	D
1965-66	Charles Ellis	W
1966-67	Dick Keeley	D
1967-68	John Moran	D
1968-69	Mike Cowan	W
1969-70	Bob Vroman	G
1970-71	Gary Engberg	G
1971-72	Tom Chuckel	C

Team Captains

1963-64	Game captains	
1964-65*	John Russo & Chan Young	
1965-66	Game captains	
1966-67*	Don Addison & Gary Johnson	
1967-68	Tony Metro	
1968-69*	Bert DeHate & Mark Fitzgerald	
1969-70	Doug McFadyen	
1970-71	Jim Boyd	
1971-72*	Jeff Rotsch & Jim Young	
1972-73	Tim Dool	
1973-74	Stan Hinkley	
1974-75**	Steve Alley, Bob Lundeen & John Taft	
1975-76	Mike Eaves	
1976-77**	Steve Alley, Mike Eaves & John Taft	
1977-78	Mike Eaves	
1978-79*	Les Grauer & Rod Romanchuk	
1979-80	Ron Griffin	
1980-81	Jay McFarlane	
1981-82*	Peter Johnson & Ron Vincent	
1982-83	Bruce Driver	
1983-84	John Johansson	
1984-85	Paul Houston	
1985-86	Marty Wiitala	
1986-87	Tony Granato	
1987-88*	Paul Ranheim & Steve Tuttle	
1988-89	Steve Rohlik (C), John Byce & Paul Stanton	
1989-90	Steve Rohlik (C), Mark Osiecki, John Byce, Gary Shuchuk	
1990-91*	Rob Andringa & Don Granato	
1991-92	Doug Macdonald (C), Duane Derksen, Brett Kurtz & Jason Francisco	
1992-93	Barry Richter (C), Jason Francisco & Dan Plante	
1993-94*	Rob Granato & Mark Strobel	
1994-95	Mark Strobel (C), Jamie Spencer & Chris Tok	
1995-96	Max Williams (C)	
	Mickey Elick & Mike Strobel	
1996-97	Erik Raygor (C), Kirk Daubenspeck, Rick Enrico & Tim Krug	
1997-98	Erik Raygor (C), Rick Enrico & Brad Englehart	
1998-99	Steve Reinprecht (C)	
	Craig Anderson & Tim Rothering	
1999-00	Steve Reinprecht (C), Dustin Kuk & Jeff Dessner	
2000-01	Jeff Dessner (C), Alex Brooks, Matt Doman & Kevin Granato	
2001-02	Andy Wheeler (C), Kent Davyduke & Matt Doman	
2002-03	Game captains	
2003-04**	Rene Bourque, Dan Boeser, Andy Wozniowski	
2004-05	Adam Burish (C), Bernd Brückler, Tom Gilbert	
2005-06	Adam Burish (C), Tom Gilbert, Andrew Joudrey, Ryan MacMurphy	
2006-07	Andrew Joudrey (C), Jeff Likens, Jake Dowell	
2007-08	Davis Drewiske (C)	
	Kyle Klubertanz, Ben Street	
2008-09*	Ben Street & Blake Geoffrion	
2009-10**	Ben Street, Blake Geoffrion, Ryan McDonagh	

* co-captains; ** tri-captains; (C)-captain

1972-73	Tim Dool	W
1973-74	Dave Arundel	D
1974-75	Dick Perkins	G
1975-76	Mike Eaves	C
1976-77	Steve Alley	W
1977-78	Tom Ulseth	W
1978-79	Mark Ostapina	W
1979-80	Chuck Durocher	W
1980-81	Kip Pendelton	G
1981-82	Peter Johnson	W
1982-83	Jeff Andringa	D
1983-84	Jan-Ake Danielson	D
	John Johansson	C
	Paul Houston	C
1984-85	John Johansson	W
1985-86	Jim Johansson	W
1986-87	Todd Geisness	W
1987-88	Steve Tuttle	W
1988-89	Kurt Semandel	C
1989-90	John Byce	C
	Rob Mendel	D
1990-91	Joe Decker	W
1991-92	Doug Macdonald	C
1992-93	Jason Francisco	W
1993-94	Chris Tucker	C
1994-95	Maco Balkovec	D
1995-96	Scott Sanderson	W
1996-97	Kirk Daubenspeck	G
1997-98	Mark Smith	W
1998-99	Tim Rothering	D-W
1999-00	Dan Bjornlie	D

2000-01	Kevin Granato	W
	Graham Melanson	G
2001-02	Andy Wheeler	W
2002-03	Brad Winchester	W
2003-04	Rene Bourque	W
2004-05	Luke Kohtala	G
2005-06	Ryan MacMurphy	W
2006-07	Brian Elliott	G
2007-08	Matthew Ford	F
2008-09	Tom Gorowsky	F

Dr. Joseph Coyne Most Consistent Player

Dr. Joseph Coyne, a dentist in Madison, was a big supporter of the UW hockey program in the early days of John Riley and Bob Johnson.

1971-72	Al Folk	D
1972-73	John Taft	D
1973-74	Gary Winchester	C
1974-75	Brian Engblom	D
1975-76	Murray Johnson	C
1976-77	John Taft	D
1977-78	Mark Johnson	C
1978-79	Theran Welsh	D
1979-80	Ron Vincent	W
1980-81	Ed Lebler	W
1981-82	Bruce Driver	D
1982-83	Chris Chelios	D

1983-84	Paul Houston	C
1984-85	Gary Suter	D
1985-86	Ernie Vargas	W
1986-87	Steve Tuttle	W
1987-88	Paul Stanton	D
1988-89	Sean Hill	D
1989-90	Chris Tancill	W
1990-91	Rob Andringa	D
1991-92	Brian Rafalski	D
1992-93	Kelly Fairchild	C
1993-94	Kelly Fairchild	C
1994-95	Brian Rafalski	D
1995-96	Tim Rothering	D
1996-97	Yuri Gusak	W
1997-98	Matt Peterson	D
1998-99	Jeff Dessner	D
1999-00	Jeff Dessner	D
2000-01	Alex Brooks	D
2001-02	Rob Vega	D
	Matt Murray	C
2002-03	Tom Gilbert	D
2003-04	Ryan MacMurchy	W
2004-05	Tom Gilbert	D
	Joe Pavelski	F
2005-06	Tom Gilbert	D
2006-07	Matt Olinger	D
2007-08	Jamie McBain	D
2008-09	Craig Johnson	D

Fenton Kelsey, Jr. Most Competitive Player

Fenton Kelsey, Jr., was the first Executive Director of the Blue Line Club and locally was a big supporter of hockey in general. He played a major role in the building of Hartmeyer Ice Arena on the city's east side.

1978-79	Bob Suter	D
1979-80	Jay McFarlane	D
1980-81	Brian Mullen	W
1981-82	Ted Pearson	W
1982-83	Patrick Flatley	W
1983-84	Jim Johannson	W
1984-85	Gary Suter	D
1985-86	Tony Granato	W
1986-87	Mike Richter	G
1987-88	Steve Tuttle	W
1988-89	Paul Stanton	D
1989-90	Steve Rohlik	W
1990-91	Rob Andringa	D
1991-92	Brett Kurtz	W
1992-93	Dan Plante	W
1993-94	Andrew Shier	W
1994-95	Mark Strobel	D
	Mike Strobel	W
1995-96	Mike Strobel	W
1996-97	Tim Krug	D
1997-98	Erik Raygor	W
1998-99	Alex Brooks	D
1999-00	Alex Brooks	D
2000-01	Andy Wheeler	W
2001-02	Matt Doman	W
2002-03	Jake Heisler	W
2003-04	Adam Burish	C
2004-05	Nick Licari	F
2005-06	Adam Burish	F
2006-07	Jeff Likens	D
2007-08	Blake Geoffrion	F
2008-09	Ryan McDonagh	D

Otto Breitenbach Most Improved Player

Otto Breitenbach was a member of the UW Athletic Department for 14 years (1973-87), serving as an Associate Athletic Director. He is a past executive director of the Badger State Games and a past commissioner of the Western Collegiate Hockey Association.

1968-69	Stu Hendrickson	W
1969-70	Jeff Rotsch	D
1970-71	Brian Erickson	D
1971-72	Gary Kuklinski	W

1972-73	Stan Hinkley	W
1973-74	Don Deprez	W
1974-75	Tom Ulseth	W
1975-76	Dave Herbst	W
1976-77	Les Grauer	W
1977-78	Brad Mullens	D
1978-79	Ron Griffin	D
1979-80	Peter Johnson	W
1980-81	Marc Behrend	G
1981-82	Ed Repins	D
1982-83	Paul Houck	W
1983-84	Ernie Vargas	W
1984-85	Tom Ryan	C
1985-86	Paul Ranheim	W
1986-87	Steve Tuttle	W
1987-88	John Byce	W
1988-89	Jon Helgeson	W
1989-90	Tom Sagissor	W
1990-91	Jason Francisco	W
1991-92	Dan Plante	W
1992-93	Chris Tok	D
1993-94	Mickey Elick	D
1994-95	Shawn Carter	W
1995-96	Rick Enrico	W
1996-97	Chris Exarhos	W
1997-98	Dan Bjornlie	C-W
1998-99	Matt Murray	C
1999-00	Kent Davyduke	C
2000-01	Rob Vega	D
2001-02	Jake Heisler	W
2002-03	John Funk	W
2003-04	Matt Olinger	D
2004-05	Brian Elliott	G
2005-06	Joe Piskula	D
2006-07	Shane Connelly	G
2007-08	John Mitchell	F
2008-09	Craig Johnson	D

WHA-TV Jim Santulli 7th-Man Award

The late Jim Santulli was instrumental in initiating Badger basketball, football and hockey broadcasts on WHA-TV (beginning in 1973-74). He was a producer for the Wisconsin Public Television network for 30 years (1966-96).

1980-81	Dan Gorowsky	W
1981-82	Ken Keryluk	D
1982-83	Todd Lecy	W
1983-84	Ted Pearson	W
1984-85	Ernie Vargas	W
1985-86	Matt Walsh	D
1986-87	Todd Geisness	W
1987-88	Dennis Snedden	W
1988-89	John Byce	W
1989-90	Mark Osiecki	D
1990-91	Doug Macdonald	C
1991-92	Brett Kurtz	W
1992-93	Jason Francisco	W
1993-94	Rob Granato	C
1994-95	Jamie Spencer	W
1995-96	Shawn Carter	W
1996-97	Joe Bianchi	C-W
1997-98	Kevin Granato	W
1998-99	Tim Rothering	D
1999-00	Andy Wheeler	W
2000-01	Andy Wheeler	W
2001-02	Andy Wheeler	W
2002-03	Dan Boeser	D
2003-04	John Funk	W
2004-05	Andy Brandt	W
2005-06	Nick Licari	W
2006-07	Andy Brandt	W
2007-08	Josh Engel	F/D
2008-09	Tom Gorowsky	F

National W-Club Community Service Award

2000-01	Mike Cerniglia	W
2001-02	Matt Doman	W
2002-03	Brian Fahey	D
2003-04	Dan Boeser	D

2004-05	Adam Burish	W
2005-06	Andrew Joudrey	C
2006-07	Andrew Joudrey	C
2007-08	Davis Drewiske	D
2008-09	None	

Academic Awards

WCHA Student-Athlete of the Year

1986–87 Tony Granato

NCAA Division I

Academic All-America

John Johannson is the only UW student-athlete to be honored with selection to the NCAA Division I All-Academic team.

1983–84 John Johannson

UW Athletic Board Scholar

The University of Wisconsin Athletic Board began honoring student-athletes who obtained the highest GPA in their respective sports in 1986. Since then, hundreds of Badger student-athletes have been recognized as Athletic Board Scholars.

1985–86 Jim Johannson
 1986–87 Jim Johannson
 1987–88 Kurt Svendsen
 1988–89 Rob Mendel
 1989–90 Rob Mendel
 1990–91 Joe Decker
 1991–92 Chris Tucker
 1992–93 Chris Tucker
 1993–94 Scott Sanderson
 1994–95 Scott Sanderson
 1995–96 Scott Sanderson
 1996–97 Mark Smith
 1997–98 Erik Raygor
 1998–99 Kevin Granato
 1999–00 Kevin Granato
 2000–01 Andy Wheeler
 2001–02 Andy Wheeler
 2002–03 Mark Jackson
 2003–04 Luke Kohtala
 2004–05 Luke Kohtala
 2005–06 Brian Elliott
 2006–07 Ryan Jeffery
 2007–08 Ryan Jeffery
 2008–09 Ryan Jeffery

Big Ten Medal of Honor

The Big Ten Medal of Honor (instituted in 1914) is awarded annually at each institution to a student-athlete in the graduating class that has demonstrated proficiency in scholarship and athletics.

1970 Douglas McFadyen
 1978 Mike Eaves
 1984 John Johannson
 1990 John Byce

Academic All-Big Ten

1984–85 Tony Granato
 1985–86 Tony Granato
 1989–90 Rob Mendel
 1991–92 Chris Tucker
 1992–93 Chris Tucker
 1993–94 Maco Balkovec
 Troy Howard
 Ulvis Katlaps
 Jeff Sanderson
 Scott Sanderson
 Chris Tucker
 Maco Balkovec
 Troy Howard
 Scott Sanderson
 Rick Enrico
 Troy Howard
 Erik Raygor
 Scott Sanderson
 Mark Smith
 Rick Enrico
 Erik Raygor
 Mark Smith
 Dan Bjornlie
 Erik Raygor
 Mark Smith
 Mike Valley
 Dan Bjornlie
 Kevin Granato
 Graham Melanson
 Rick Spooner
 Dan Bjornlie
 Kevin Granato
 Graham Melanson
 Rick Spooner
 Andy Wheeler
 Kevin Granato
 Dany Heatley
 Graham Melanson
 Rick Spooner
 Andy Wheeler
 Brad Winchester
 Jake Heisler
 Mark Jackson
 Matt Murray
 Andy Wheeler
 Brad Winchester
 Jake Heisler
 Mark Jackson
 Brad Winchester
 Luke Kohtala
 Luke Kohtala
 Brian Elliott
 Mark Heatley
 Ryan MacMurphy
 Ken Rowe
 Brian Elliott
 Matthew Ford
 Tom Gilbert
 Nick Licari
 Matt Olinger
 Brian Elliott
 Tom Gorowsky
 Ryan Jeffery
 Matt Olinger
 Jack Skille
 Ben Street

2007–08

Aaron Bendickson
 Shane Connelly
 Matthew Ford
 Tom Gorowsky
 Ryan Jeffery
 Ben Street
 Tom Gorowsky
 Ryan Jeffery
 Ben Street
 Jeff Henderson
 Ryan McDonagh

2008–09

Academic All-WCHA

1984–85

Tony Granato
 Jim Johannson
 Tony Granato
 Paul Graveline
 Jim Johannson
 Glenn Revak
 Marty Wiitala
 John Byce
 Pat Ford
 Paul Ranheim
 Mike Richter
 Steve Tuttle

1985–86

Rob Mendel
 Greg Poss
 Glenn Revak
 Steve Tuttle

1986–87

Jon Helgeson
 Kurt Semandel
 Rodger Sykes
 Rob Mendel
 Joe Decker
 Chris Tancill
 Rob Andringa
 Joe Decker

1987–88

Jason Francisco
 Barry Richter
 Mike Doers
 Jason Francisco
 Chris Tucker
 Jason Francisco
 Rob Granato
 Ulvis Katlaps
 Chris Tucker

1988–89

Maco Balkovec
 Shawn Carter
 Troy Howard
 Ulvis Katlaps
 Scott Sanderson
 Chris Tok
 Chris Tucker

1989–90

Maco Balkovec
 Troy Howard
 Brian Rafalski
 Scott Sanderson
 Rick Enrico
 Troy Howard
 Erik Raygor
 Scott Sanderson
 Mark Smith

1990–91

Kirk Daubenspeck
 Rick Enrico
 Mark Smith
 Dan Bjornlie
 Erik Raygor

1991–92

1992–93

1993–94

1994–95

1995–96

1996–97

1997–98

1998-99	Mark Smith Mike Valley Dan Bjornlie Kevin Granato Graham Melanson Steve Reinprecht Tim Rothering
1999-00	Dan Bjornlie Kent Davyduke Kevin Granato Dustin Kuk Graham Melanson Niki Siren Rob Vega Andy Wheeler
2000-01	Kevin Granato Dany Heatley Graham Melanson Andy Wheeler Brad Winchester
2001-02	Jake Heisler Andy Wheeler Brad Winchester
2002-03	Jake Heisler Andy Wheeler Brad Winchester
2003-04	Nick Licari
2004-05	Luke Kohtala Brian Elliott Mark Heatley Ryan MacMurchy Matt Olinger Ken Rowe
2005-06	Brian Elliott Matthew Ford Tom Gilbert Nick Licari Matt Olinger
2006-07	Brian Elliott Tom Gorowsky Ryan Jeffery Matt Olinger Jack Skille Ben Street
2007-08	Aaron Bendickson Shane Connelly Matthew Ford Tom Gorowsky Ryan Jeffery Ben Street
2008-09	Tom Gorowsky Ryan Jeffery Ben Street Jeff Henderson Ryan McDonagh

Facilities

Kohl Center

On Oct. 3, 1998, the UW hockey team opened play in its new home—the 15,237-seat Kohl Center. The second-largest college-owned hockey arena in the country marks its 12th year as home of Wisconsin hockey.

The facility is named after U.S. Senator Herb Kohl, a 1956 UW–Madison graduate who donated \$25 million towards the construction of the arena. Kohl's gift is the single-largest private donation in UW history.

Albert "Ab" Nicholas, a former All-Big Ten basketball player for the Badgers, and his wife, Nancy Johnson Nicholas, pledged \$10 million toward the project. For their generosity, the facility's basketball practice gymnasium is called the Nicholas-Johnson Pavilion.

Additions were made to the Kohl Center for the 2004–05 season, including the installation of a new scoreboard and ring beam. The main Kohl Center scoreboard includes 9-by-14-foot video boards on all four sides that provide Wisconsin fans their first opportunity to enjoy video replays. The ring beam, which runs the circumference of the arena at the first balcony level, makes Wisconsin one of a select few college venues with a ring beam, promising to create a unique and exciting game atmosphere.

Further updates were made to the building in late summer of 2006. A new weight room and dining area were constructed at ice level to further enhance the student-athlete experience.

The Kohl Center, which cost \$76.4 million, is also the home of the Badger men's and women's basketball teams (seats 17,142 for basketball), women's hockey, as well as concerts, guest speakers, shows and sporting events.

Entertainers who have already performed at the Kohl Center include Elton John, Faith Hill and Tim McGraw, Shania Twain, Cher, The Moody Blues, Dave Matthews Band, Tool, matchbox 20, Billy Joel and Rascal Flatts. The Dalai Lama and President Barack Obama have also made appearances.

The Kohl Center hosted one of the 2002 NCAA Division I Regionals of the men's NCAA basketball tournament, and also set the NCAA attendance mark for women's volleyball with the 1998 NCAA Championship draw of 13,194 people. The building also played host to the 2008 NCAA Men's Hockey Midwest Regional.

► Kohl Center, which opened in 1998, is the second-largest on-campus rink in the nation. The only on-campus facility with a larger capacity is Value City Arena (17,500) in Columbus, Ohio. The building is the third-largest rink played in regularly by college hockey schools, behind Value City Arena and Qwest Center Omaha (16,680).

► Wisconsin has won at least 10 games in a season at the Kohl Center on seven occasions.

► The Kohl Center cost \$76.4 million to construct and is named after U.S. Senator Herb Kohl, a 1956 UW graduate who donated \$25 million towards the project.

► The Kohl Center ice sheet is 200 feet long by 97 feet wide.

The Bob Johnson Hockey Facility

The Bob Johnson Hockey Facility is one of the premier hockey training facilities in the nation.

The facility is named after legendary Wisconsin head coach Bob Johnson, who directed the Badgers to three NCAA championships during his tenure from 1966–82. Johnson also coached the 1976 U.S. Olympic Team, as well as the NHL's Calgary Flames and Pittsburgh Penguins. He led the Penguins to their first Stanley Cup title during the 1990–91 season.

The complex, featuring state-of-the-art amenities for Badger hockey players, includes weight room, training room and sauna areas directly accessible from the main locker room area. Players have a private changing area equipped with personal lockers, and both the coaches and players have their own lounges.

Recent upgrades at the facility include in the dining area, where a 46-inch plasma television decorates the walls, and in the player lounge where a 72-inch big screen television has been added for players to wind down after a work out.

Walls recognizing Wisconsin's greatest hockey moments, its NCAA championship teams, NHLers, Olympians, Badger Hockey Showdown champions, as well as former Badgers who have been featured on the cover of The Hockey News remind coaches, players and visitors of the storied Wisconsin hockey tradition.

The Bob Johnson Hockey Facility is conveniently located between the Alliant Energy Center's Veterans Memorial Coliseum and the Arena for easy access to both ice sheets.

WISCONSIN AT THE KOHL CENTER

Year	GP	Record
1998–99	24	8-11-3
1999–00	20	16-3-1
2000–01	18	9-8-1
2001–02	20	12-7-1
2002–03	20	7-11-2
2003–04	23	11-6-6
2004–05	20	14-5-1
2005–06	20	13-6-1
2006–07	20	9-9-2
2007–08	20	11-7-2
2008–09	22	12-8-2
Totals	227	122-91-22

Attendance

Single-Game Attendance Highs

Figure	Date	Opponent	Result
15,237^	3/7/09	North Dakota	W, 4-1
15,237^	2/21/09	Denver	L, 0-5
15,237^	1/31/09	Minnesota Duluth	L, 0-1
15,237^	1/17/09	Colorado College	L, 3-4
15,237^	10/25/08	Minnesota	L, 2-5
15,237^	2/16/08	Minnesota State	W, 4-2
15,237^	2/2/08	Minnesota Duluth	L, 1-2*
15,237^	1/26/08	Minnesota	T, 2-2*
15,237^	1/5/08	Colorado College	L, 1-3
15,237^	11/10/07	North Dakota	L, 1-3
15,237^	2/17/07	St. Cloud State	T, 2-2*
15,237^	2/10/07	Alaska Anchorage	W, 3-1
15,237^	1/27/07	Minnesota State	W, 4-1
15,237^	1/13/07	Minnesota	L, 0-1
15,237^	1/12/07	Minnesota	W, 2-1
15,237^	10/14/06	North Dakota	W, 1-0
15,237^	3/4/06	St. Cloud State	W, 3-1
15,237^	3/3/06	St. Cloud State	W, 1-0
15,237^	1/28/06	Minnesota	L, 1-3
15,237^	1/27/06	Minnesota	L, 4-5
15,237^	1/21/06	Denver	L, 2-4
15,237^	1/20/06	Denver	L, 0-1
15,237^	11/12/05	Colorado College	W, 3-0
15,237^	2/19/05	Colorado College	L, 1-2
15,237^	2/18/05	Colorado College	W, 5-1
15,237^	2/5/05	Minnesota	L, 3-5
15,237^	2/4/05	Minnesota	W, 3-1
15,237^	1/15/05	Alaska Anchorage	W, 3-2
15,237^	3/6/04	Minnesota Duluth	L, 1-4
15,237^	2/21/04	St. Cloud State	W, 3-0
15,237^	2/7/04	North Dakota	W, 5-2
15,237^	1/20/01	Minnesota	L, 2-8
15,237^	3/4/00	Colorado College	W, 2-1
15,237^	1/15/00	North Dakota	W, 6-5*
15,177	1/26/07	Minnesota State	L, 1-3
15,083	11/11/06	Denver	L, 3-4*
15,004	2/1/08	Minnesota Duluth	W, 3-1
14,848	12/10/07	St. Cloud State	W, 4-3
14,844	2/11/00	St. Cloud State	W, 5-3
14,833	2/15/08	Minnesota State	L, 0-3
14,815	10/28/06	Boston College	L, 1-4
14,784	12/30/06	Providence	W, 5-0
14,711	1/12/02	Minnesota	L, 2-6
14,689	3/3/00	Colorado College	L, 4-5
14,670	12/10/05	Michigan Tech	W, 7-0
14,632	1/25/08	Minnesota	W, 3-1
14,602	12/29/08	Bowling Green	W, 5-3
14,395	11/9/07	North Dakota	W, 4-0
14,360	11/13/04	North Dakota	W, 5-2
14,339	10/13/06	North Dakota	L, 2-3*
14,328	2/16/07	St. Cloud State	W, 3-1
14,242	1/17/04	Notre Dame	T, 2-2*
14,242	1/14/00	North Dakota	W, 3-2*
14,236	3/8/03	North Dakota	L, 0-5
14,127	1/26/02	St. Cloud State	W, 4-1
14,080	2/27/99	North Dakota	W, 4-2
14,059	1/31/98	Minnesota	L, 2-3

^ -- Sell out
* -- Overtimes

Year-by-Year Badger Attendance

Hartmeyer Ice Arena

Year	GP	Total	Avg.
1963-64	15	8,937	596
1964-65	17	27,949	1,644
1965-66	16	24,844	1,553
1966-67	14	20,763	1,483

Dane County Coliseum

Year	GP	Total	Avg.
1967-68	16	49,363	3,085
1968-69	19	64,298	3,384
1969-70	13	86,465	6,651*
1970-71	16	109,940	6,871*
1971-72	20	157,142	7,857*
1972-73	20	167,902	8,395*
1973-74	20	168,239	8,412*
1974-75	22	185,683	8,440*
1975-76	18	152,476	8,471*
1976-77	27	217,532	8,502*
1977-78	25	204,192	8,652*
1978-79	23	199,044	8,654*
1979-80	20	172,956	8,647*
1980-81	24	206,435	8,601*
1981-82	28	240,095	8,575*
1982-83	25	212,460	8,498*
1983-84	24	200,126	8,339*
1984-85	24	198,890	8,287*
1985-86	22	185,388	8,427*
1986-87	22	179,039	8,138*
1987-88	24	200,843	8,368*
1988-89	23	183,174	8,326*
1989-90	25	211,528	8,461*
1990-91	22	188,208	8,555*
1991-92	19	160,332	8,439*
1992-93	18	154,665	8,593*
1993-94	18	154,138	8,563
1994-95	19	158,929	8,365^
1995-96	16	133,600	8,350^^
1996-97	16	130,675	8,167^^
1997-98	18	147,860	8,214^^

Kohl Center

Year	GP	Total	Avg.
1998-99	22	267,375	12,153*
1999-00	20	230,330	11,516*
2000-01	20	229,642	11,482*
2001-02	20	236,140	11,807*
2002-03	20	228,612	11,431*
2003-04	23	269,123	11,701*
2004-05	23	274,979	11,956*
2005-06	20	270,228	13,511*
2006-07	20	288,593	14,430**
2007-08	18	254,386	14,133*
2008-09	22	303,261**	13,785*
Totals	839	7,747,669	9,234•

• Since 1969-70
*—NCAA leader; **—NCAA record; ^—Capacity lowered to 8,500;
^^—Capacity lowered to 8,101

Note: Not included in averages - exhibition games, two WCHA playoff games at Hartmeyer Ice Arena that drew 4,991 fans (1976-77) and two playoff games at Hartmeyer in 1977-78 that drew 5,193.