




OPPONENTS

2009-10 Opponents with Current Player, Team Information and Series Records





ANAHEIM DUCKS

2009-10 SCHEDULE

11/25/2009.....at ANA 10 p.m.

HURRICANES vs. ANAHEIM

ALL-TIME: GP: 22..... 11-9-2 GF: 63 GA: 57
 at home: GP: 11..... 7-3-1 GF: 30 GA: 22
 on road: GP: 11..... 4-6-1 GF: 33 GA: 35
 in overtime: GP: 3..... 0-1-2

Owners..... Henry and Susan Samuelli
 Executive vice president/general manager..... Bob Murray
 Head coach..... Randy Carlyle
 Assistant coaches..... Dave Farrish, Newell Brown
 Goaltending consultant..... Francois Allaire
 Director of media and communications..... Alex Gilchrist
 Media and communications managers..... Steve Hoem, Lauren O'Gorman
 General office..... (714) 940-2900

Inaugural season 1993-94
 Stanley Cup titles 1 (2007)
 Home ice Honda Center (1993)
 Building capacity 17,174
 2008-09 record 42-33-7
 AHL affiliate.....

SERIES RECORDS

Winning streak 3 Last: 12/6/2005-10/19/2008
 Losing streak 4 2/9/2003-2/4/2004
 Unbeaten streak 5 11/29/1998-2/8/2002
 Goals scored..... 6 12/6/2005 (W, 6-2)
 Goals allowed 6 (2x) Last: 1/31/1997 (L, 3-6)
 Goals, both teams 9 (3x) Last: 11/11/1998 (L, 5-4)
 Current CAR streak..... 1 loss
 Current ANA streak..... 1 win

LAST TRANSACTION

10/3/2005 Craig Adams to CAR for Bruno St. Jacques

2008-09 SERIES RECAP

SEASON SERIES TIED: 1-1-0

At CAROLINA HURRICANES
 30 Nov '08 Hurricanes 1 Ducks 4 Attend 14,191 Goaltenders Leighton/Ward-Hiller Winning Goal Teemu Selanne

At ANAHEIM DUCKS
 19 Oct '08 Hurricanes 3 Ducks 1 Attend 16,847 Goaltenders Leighton-Giguere Winning Goal Rod Brind'Amour

SERIES STATISTICS

HURRICANES SPECIALTY TEAMS		DUCKS SPECIALTY TEAMS	
Power Play.....0-8.....0.0%	Penalty Killing.....7-8.....87.5%	Power Play.....1-8.....12.5%	Penalty Killing.....8-8.....100.0%

HURRICANES LEADING SCORERS

	GP	G	A	TP	+/-	PM
Ryan Bayda	2	1	1	2	2	0
Eric Staal	2	1	1	2	1	2
Niclas Wallin	2	0	2	2	4	0

DUCKS LEADING SCORER

	GP	G	A	TP	+/-	PM
Ryan Getzlaf	2	1	2	3	-1	0

GOALTENDING

HURRICANES	GP	Min	W-L-OT	SO	GA	SA	SV	GAA	SV%
Michael Leighton	2	100	1-1-0	0	4	47	43	2.40	.915
Cam Ward	1	20	0-0-0	0	1	13	12	3.00	.923

DUCKS	GP	Min	W-L-OT	SO	GA	SA	SV	GAA	SV%
Jonas Hiller	1	60	1-0-0	0	1	37	36	1.01	.973
Jean-Sebastien Giguere	1	59	0-1-0	0	2	23	21	2.02	.913

ALL-TIME SEASON SERIES RECORDS

YEAR	OVERALL	HOME	ROAD	YEAR	OVERALL	HOME	ROAD	YEAR	OVERALL	HOME	ROAD
1993-94	0-2-0	0-1-0	0-1-0	1998-99	1-1-0	1-0-0	0-1-0	2003-04	0-2-0-0	0-1-0-0	0-1-0-0
1994-95	Did not play Western Conf teams			1999-00	0-0-1-0	0-0-1-0	0-0-0-0	2005-06	1-0-0	0-0-0	1-0-0
1995-96	2-0-0	1-0-0	1-0-0	2000-01	1-0-1-0	1-0-0-0	0-0-1-0	2006-07	1-0-0	1-0-0	0-0-0
1996-97	1-1-0	1-0-0	0-1-0	2001-02	1-0-0-0	0-0-0-0	1-0-0-0	2007-08	Did not play Pacific Div Teams		
1997-98	2-0-0	1-0-0	1-0-0	2002-03	0-2-0-0	0-1-0-0	0-1-0-0	2008-09	1-1-0	0-1-0	1-0-0

ALL-TIME SEASON GAME RESULTS (*Overtime **Shootout)

1/14/1994	L	3-6	at ANA	1/14/2001	W	4-0	ANA
3/26/1994	L	2-3	ANA	2/11/2001	T	2-2*	at ANA
10/11/1995	W	3-2	ANA	2/8/2002	W	4-1	at ANA
2/2/1996	W	4-3	at ANA	2/9/2003	L	1-2	at ANA
10/24/1996	W	4-1	ANA	2/23/2003	L	0-4	ANA
1/31/1997	L	6-3	at ANA	12/31/2003	L	1-3	ANA
12/30/1997	W	2-1	ANA	2/4/2004	L	2-3	at ANA
3/8/1998	W	3-1	at ANA	12/6/2005	W	6-2	at ANA
11/11/1998	L	4-5*	at ANA	12/29/2006	W	4-2	ANA
11/29/1998	W	3-1	ANA	10/19/2008	W	3-1	at ANA
1/7/2000	T	4-4*	ANA	11/30/2008	L	1-4	ANA



ATLANTA THRASHERS

2009-10 SCHEDULE

11/27/2009 at CAR 7 p.m.
1/16/2010 at CAR 8 p.m.
1/21/2010 at ATL 7 p.m.
3/7/2010 at ATL 5 p.m.
3/27/2010 at CAR 7 p.m.
3/29/2010 at ATL 7 p.m.

HURRICANES vs. ATLANTA

ALL-TIME:	GP: 56	35-14-6-1	GF: 185	GA: 159
at home:	GP: 28	17-8-3	GF: 90	GA: 81
on road:	GP: 28	18-6-3-1	GF: 95	GA: 78
in overtime:	GP: 13	6-2-5		

Ownership Atlanta Spirit, LLC
 Executive vice president/general manager Don Waddell
 Head coach John Anderson
 Assistant coaches Randy Cunneynworth, Todd Nelson, Steve Weeks
 Senior director of public relations Rob Koch
 Director, Thrashers media relations Brian Potter
 Media relations assistant Rob Tillotson
 General office (404) 878-3300

Inaugural season 1999-00
 Stanley Cup titles None
 Home ice Philips Arena (1999)
 Building capacity 18,545
 2008-09 record 35-41-6
 AHL affiliate Chicago Wolves

SERIES RECORDS

Winning streak 8 12/18/99-2/21/01
Losing streak 2 (4x) Last: 11/9/2008-11/14/2008
Unbeaten streak 17 12/18/1999-12/20/2002
Goals scored 7 3/28/2008 (W, 7-1)
Goals allowed 9 11/12/2005 (L, 0-9)
Goals, both teams 9 (7x) Last: 12/26/2008 (W, 5-4)
Current CAR streak 1 loss	
Current ATL streak 1 win	

LAST TRANSACTION

6/27/2004 CAR traded its fourth-round pick in 2004 (106th overall - Chad Painchaud) to ATL for ATL's third-round pick in 2005 (later traded to CGY for Mike Commodore; 69th overall - Gord Baldwin)

2008-09 SERIES RECAP

SEASON SERIES TIED: 3-3-0

At CAROLINA HURRICANES				Attend	Goaltenders	Winning Goal	At ATLANTA THRASHERS				Attend	Goaltenders	Winning Goal		
31 Jan '09	Hurricanes	2	Thrashers	0	16,215	Ward-Lehtonen	Matt Cullen	28 Feb '09	Hurricanes	3	Thrashers	5	17,796	Ward-Lehtonen	Rich Peverley
31 Dec '08	Hurricanes	3	Thrashers	1	18,137	Ward-Lehtonen	Sergei Samsonov	26 Dec '08	Hurricanes	5	Thrashers	4	16,012	Ward-Hedberg	Eric Staal
09 Nov '08	Hurricanes	2	Thrashers	5	12,398	Ward-Hedberg	Jason Williams	14 Nov '08	Hurricanes	2	Thrashers	3	16,128	Ward-Hedberg	Vyacheslav Kozlov

SERIES STATISTICS

HURRICANES SPECIALTY TEAMS				THRASHERS SPECIALTY TEAMS				HURRICANES LEADING SCORER				THRASHERS LEADING SCORER											
Power Play 5-24 20.8%	Penalty Killing 16-23 69.6%	Power Play 7-23 30.4%	Penalty Killing 19-24 79.2%	GP	G	A	TP	+/-	PM	GP	G	A	TP	+/-	PM
Eric Staal	6	3	4	7	2	4	Ilya Kovalchuk	6	4	4	8	1	0										

GOALTENDING

HURRICANES	GP	Min	W-L-OT	SO	GA	SA	SV	GAA	SV%	THRASHERS	GP	Min	W-L-OT	SO	GA	SA	SV	GAA	SV%
Cam Ward	6	357	3-3-0	1	17	149	132	2.86	.886	Johan Hedberg	3	179	2-1-0	0	9	105	96	3.02	.914
										Kari Lehtonen	3	179	1-2-0	0	8	103	95	2.68	.922

ALL-TIME SEASON SERIES RECORDS

YEAR	OVERALL	HOME	ROAD	YEAR	OVERALL	HOME	ROAD	YEAR	OVERALL	HOME	ROAD
1999-00	5-0-0-0	3-0-0-0	2-0-0-0	2002-03	2-2-1-0	1-1-0-0	1-1-1-0	2006-07	4-3-1	1-2-1	3-1-0
2000-01	4-0-1-0	2-0-0-0	2-0-1-0	2003-04	4-1-0-1	2-1-0-0	2-0-0-1	2007-08	6-1-1	2-1-1	4-0-0
2001-02	3-0-2-0	2-0-1-0	1-0-1-0	2005-06	4-4-0	2-2-0	2-2-0	2008-09	3-3-0	2-1-0	1-2-0

ALL-TIME SEASON GAME RESULTS (*Overtime **Shootout)

12/18/1999	W	4-2	ATL	12/21/2001	W	5-4*	ATL	3/12/2004	W	4-2	ATL	11/1/2006	W	5-2	at ATL	3/19/2008	W	5-3	at ATL		
1/1/2000	W	4-2	at ATL	4/7/2002	T	1-1*	ATL	3/15/2004	OTL	0-1*	at ATL	1/13/2007	OT	3-4**	ATL	3/28/2008	W	7-1	ATL		
3/12/2000	W	5-1	ATL	4/14/2002	T	2-2*	at ATL	11/12/2005	L	0-9	ATL	2/20/2007	L	1-3	ATL	11/9/2008	L	2-5	ATL		
4/8/2000	W	4-3	at ATL	10/11/2002	W	5-3	ATL	11/27/2005	L	2-5	ATL	2/24/2007	W	4-1	at ATL	11/14/2008	L	2-3	at ATL		
4/9/2000	W	2-1	ATL	12/20/2002	W	3-2*	at ATL	11/29/2005	W	4-3*	at ATL	3/4/2007	L	1-3	at ATL	12/26/2008	W	5-4	at ATL		
12/6/2000	W	5-3	at ATL	12/27/2002	L	3-5	ATL	1/4/2006	W	4-3	ATL	4/6/2007	L	1-4	ATL	12/31/2008	W	3-1	ATL		
2/1/2001	W	3-1	at ATL	1/7/2003	T	3-3*	at ATL	1/26/2006	W	5-1	at ATL	11/10/2007	W	5-3	at ATL	1/31/2009	W	2-0	ATL		
2/21/2001	W	6-3	ATL	3/26/2003	L	1-5	at ATL	1/28/2006	W	4-1	ATL	11/16/2007	L	0-3	ATL	2/28/2009	L	3-5	at ATL		
2/27/2001	T	1-1*	at ATL	11/13/2003	W	5-1	ATL	4/1/2006	L	2-5	at ATL	1/2/2008	OT	4-5*	ATL						
4/6/2001	W	3-2	ATL	1/16/2004	W	4-3	at ATL	4/8/2006	L	2-5	at ATL	1/4/2008	W	4-3	at ATL						
10/13/2001	W	5-2	at ATL	1/18/2004	L	2-5	ATL	10/13/2006	W	4-3	at ATL	2/21/2008	W	5-3	ATL						
10/20/2001	W	2-1*	ATL	3/5/2004	W	3-2*	at ATL	10/25/2006	W	5-4*	ATL	3/5/2008	W	6-3	at ATL						



CALGARY FLAMES

2009-10 SCHEDULE

2/3/2010..... at CGY..... 9 p.m.

HURRICANES vs. CALGARY

ALL-TIME: GP: 60 17-36-7 GF: 192 GA: 251
 at home: GP: 30 11-14-5 GF: 100 GA: 108
 on road: GP: 30 6-22-2 GF: 92 GA: 143
 in overtime: GP: 8 0-3-5

Owner/Chairman..... N. Murray Edwards
 General manager..... Darryl Sutter
 Head coach..... Brent Sutter
 Assistant coaches..... Ryan McGill, Dave Lowry, Rob Cookson
 Goaltending coach..... Jamie McLennan
 Vice president, communications..... Peter Hanlon
 Manager, media relations..... Sean Kelso
 General office..... (403) 777-2177

Inaugural season..... 1972-73 (Atlanta); 1980-81 (Calgary)
 Stanley Cup titles..... 1 (1989)
 Home ice..... Pengrowth Saddledome (1983)
 Building capacity..... 19,289
 2008-09 record..... 46-30-6
 AHL affiliate..... Abbotsford Heat

SERIES RECORDS

Winning streak..... 3..... 12/18/85-10/11/86
 Losing streak..... 7 (2x)..... Last: 11/11/1992-1/9/1997
 Unbeaten streak..... 6..... 3/5/1997-11/30/1999
 Goals scored..... 9..... 1/7/1986 (W, 9-1)
 Goals allowed..... 10..... Last: 10/21/1982 (L, 3-10)
 Goals, both teams..... 14..... 3/15/1988 (L, 6-8)
 Current CAR streak..... 1 win
 Current CGY streak..... 1 loss

LAST TRANSACTION

7/29/2005 CAR acquired Mike Commodore in exchange for ATL's third-round pick in the 2005 draft (69th overall - Gord Baldwin)

2008-09 SERIES RECAP

HURRICANES WIN SEASON SERIES: 1-0-0

At CAROLINA HURRICANES Attend Goaltenders Winning Goal
 06 Mar '09 Hurricanes 6 Flames 1 18,108 Ward-McElhinney Sergei Samsonov

At CALGARY FLAMES Attend Goaltenders Winning Goal
 None

SERIES STATISTICS

HURRICANES SPECIALTY TEAMS FLAMES SPECIALTY TEAMS
 Power Play..... 3-7..... 42.9% Power Play..... 0-3..... 0.0%
 Penalty Killing..... 3-3..... 100.0% Penalty Killing..... 4-7..... 57.1%

HURRICANES LEADING SCORER FLAMES LEADING SCORER
 GP G A TP +/- PM Jarome Iginla GP G A TP +/- PM
 Ray Whitney 1 3 0 3 0 0 Jarome Iginla 1 1 0 1 1 0

GOALTENDING

HURRICANES GP Min W-L-OT SO GA SA SV GAA SV%
 Cam Ward 1 60 1-0-0 0 1 22 21 1.00 .955

FLAMES GP Min W-L-OT SO GA SA SV GAA SV%
 Curtis McElhinney 1 60 0-1-0 0 6 34 28 6.00 .824

ALL-TIME SEASON SERIES RECORDS

YEAR	OVERALL	HOME	ROAD	YEAR	OVERALL	HOME	ROAD	YEAR	OVERALL	HOME	ROAD
1979-80	3-1-0	2-0-0	1-1-0	1989-90	0-2-1	0-0-1	0-2-0	1999-00	1-0-1-0	1-0-0-0	0-0-1-0
1980-81	1-3-0	0-2-0	1-1-0	1990-91	1-2-0	1-1-0	0-1-0	2000-01	0-1-0-0	0-0-0-0	0-1-0-0
1981-82	1-2-0	1-0-0	0-2-0	1991-92	1-1-0	0-1-0	1-0-0	2001-02	0-0-1-0	0-0-1-0	0-0-0-0
1982-83	0-1-2	0-0-2	0-1-0	1992-93	0-2-0	0-1-0	0-1-0	2002-03	1-0-0-0	0-0-0-0	1-0-0-0
1983-84	0-2-1	0-1-0	0-1-1	1993-94	0-2-0	0-1-0	0-1-0	2003-04	0-1-0-0	0-0-0-0	0-1-0-0
1984-85	0-3-0	0-2-0	0-1-0	1994-95	Did Not Play Western Conf Teams			2005-06	Did Not Play Northwest Div Teams		
1985-86	2-1-0	1-0-0	1-1-0	1995-96	0-2-0	0-1-0	0-1-0	2006-07	0-1-0	0-0-0	0-1-0
1986-87	1-2-0	1-1-0	0-1-0	1996-97	1-1-0	1-0-0	0-1-0	2007-08	0-1-0	0-1-0	0-0-0
1987-88	0-3-0	0-1-0	0-2-0	1997-98	1-0-1	0-0-1	1-0-0	2008-09	1-0-0	1-0-0	0-0-0
1988-89	1-2-0	1-1-0	0-1-0	1998-99	1-0-0	1-0-0	0-0-0				

ALL-TIME SEASON GAME RESULTS (*Overtime **Shootout)

11/25/1979	W	4-2	CGY (ATL)	11/20/1982	T	4-4	CGY	11/13/1986	L	3-4	at CGY	1/23/1991	W	5-4	CGY	11/13/1997	W	4-2	at CGY
1/28/1980	W	6-1	CGY (ATL)	3/20/1983	T	2-2	CGY	3/11/1987	L	1-6	CGY	2/9/1991	L	2-5	CGY	11/23/1997	T	3-3*	CGY
2/2/1980	L	3-5	at CGY (ATL)	1/13/1984	T	3-3*	at CGY	12/22/1987	L	5-6*	at CGY	11/6/1991	L	2-3	CGY	3/12/1999	W	2-1	CGY
2/23/1980	W	6-5	at CGY (ATL)	2/11/1984	L	3-6	CGY	1/27/1988	L	1-5	at CGY	3/16/1992	W	4-3	at CGY	10/11/1999	T	3-3*	at CGY
12/6/1980	W	5-3	at CGY	3/20/1984	L	1-4	at CGY	3/15/1988	L	6-8	CGY	11/11/1992	L	3-4	CGY	11/30/1999	W	4-3	CGY
1/23/1981	L	2-4	CGY	10/23/1984	L	4-9	at CGY	11/7/1988	L	3-6	at CGY	2/13/1993	L	3-4*	at CGY	12/9/2000	L	2-7	at CGY
2/27/1981	L	1-5	at CGY	1/15/1985	L	2-5	CGY	11/19/1988	L	2-5	CGY	11/3/1993	L	3-6	CGY	3/11/2002	T	3-3*	CGY
3/8/1981	L	4-5	CGY	2/6/1985	L	4-7*	CGY	12/10/1988	W	4-1	CGY	2/11/1994	L	1-4	at CGY	12/12/2002	W	4-3	at CGY
10/24/1981	L	3-7	at CGY	12/4/1985	L	5-8	at CGY	1/5/1990	L	4-6	at CGY	12/20/1995	L	2-3	CGY	12/11/2003	L	1-0	at CGY
1/27/1982	W	3-1	CGY	12/18/1985	W	4-3	CGY	1/19/1990	T	3-3*	CGY	1/10/1996	L	2-3*	at CGY	12/5/2006	L	0-3	at CGY
2/16/1982	L	2-7	at CGY	1/7/1986	W	9-1	at CGY	3/17/1990	L	4-5	at CGY	1/9/1997	L	3-2	at CGY	12/14/2007	L	3-4	CGY
10/21/1982	L	3-10	at CGY	10/11/1986	W	6-5	CGY	12/29/1990	L	2-8	at CGY	3/5/1997	W	2-0	CGY	3/6/2009	W	6-1	CGY



CHICAGO BLACKHAWKS

2009-10 SCHEDULE

1/30/2010.....at CAR.....7 p.m.

HURRICANES vs. CHICAGO

ALL-TIME:GP: 62.....26-28-8GF: 190GA: 215
 at home:GP: 31.....15-12-4GF: 102GA: 96
 on road:GP: 31.....11-16-4GF: 88GA: 119
 in overtime:GP: 6.....2-1-3

Chairman W. Rockwell "Rocky" Wirtz
 General manager Stan Bowman
 Head coach Joel Quenneville
 Assistant coaches John Torchetti, Mike Haviland
 Goaltending coach Stephane Waite
 Director, media relations Brandon Faber
 Manager, media relations Adam Rogowin
 Coordinator, media relations Paul Kennedy
 General office (312) 455-7000

Inaugural season 1926-27
 Stanley Cup titles 3 (1934, 1938, 1961)
 Home ice United Center (1994)
 Building capacity 20,500
 2008-09 record 46-24-12
 AHL affiliate Rockford Icehogs

2008-09 SERIES RECAP

BLACKHAWKS WIN SEASON SERIES: 1-0-0 (HURRICANES 0-0-1)

At CAROLINA HURRICANES Attend Goaltenders Winning Goal
 None

SERIES STATISTICS

HURRICANES SPECIALTY TEAMS		BLACKHAWKS SPECIALTY TEAMS	
Power Play.....	1-4 25.0%	Power Play.....	1-7 14.3%
Penalty Killing.....	6-7 85.7%	Penalty Killing.....	3-4 75.0%

GOALTENDING

HURRICANES	GP	Min	W-L-OT	SO	GA	SA	SV	GAA	SV%
Cam Ward	1	64	0-0-1	0	2	41	39	1.87	.951

At CHICAGO BLACKHAWKS Attend Goaltenders Winning Goal
 11 Mar '09 Hurricanes 2 Blackhawks 3 (SO) 21,513 Ward-Huet Kris Versteeg

HURRICANES LEADING SCORERS						BLACKHAWKS LEADING SCORERS						
GP	G	A	TP	+/-	PM	GP	G	A	TP	+/-	PM	
Rod Brind'Amour	1	1	0	1	1	0	Troy Brouwer	1	1	0	1	0
Tuomo Ruutu	1	1	0	1	-1	6	Kris Versteeg	1	1	0	1	1
Patrick Eaves	1	0	1	1	1	2	Cameron Barker	1	0	1	1	0
Sergei Samsonov	1	0	1	1	1	0	Patrick Kane	1	0	1	1	0
Eric Staal	1	0	1	1	-1	2	Duncan Keith	1	0	1	1	1
Ray Whitney	1	0	1	1	0	0						

BLACKHAWKS	GP	Min	W-L-OT	SO	GA	SA	SV	GAA	SV%
Cristobal Huet	1	65	1-0-0	0	2	31	29	1.85	.935

ALL-TIME SEASON SERIES RECORDS

YEAR	OVERALL	HOME	ROAD	YEAR	OVERALL	HOME	ROAD	YEAR	OVERALL	HOME	ROAD
1979-80	1-1-2	1-1-0	0-0-2	1989-90	1-2-0	1-0-0	0-2-0	1999-00	1-0-0-0	1-0-0-0	0-0-0-0
1980-81	0-3-1	0-2-0	0-1-1	1990-91	1-1-1	1-0-1	0-1-0	2000-01	2-0-0-0	1-0-0-0	1-0-0-0
1981-82	1-1-1	0-0-1	1-1-0	1991-92	0-3-0	0-2-0	0-1-0	2001-02	1-0-0-0	0-0-0-0	1-0-0-0
1982-83	0-3-0	0-2-0	0-1-0	1992-93	0-2-0	0-1-0	0-1-0	2002-03	0-0-1-0	0-0-1-0	0-0-0-0
1983-84	2-1-0	1-0-0	1-1-0	1993-94	2-0-0	1-0-0	1-0-0	2003-04	1-0-0-0	0-0-0-0	1-0-0-0
1984-85	2-1-0	1-1-0	1-0-0	1994-95	Did Not Play Western Conf Teams			2005-06	1-0-0	1-0-0	0-0-0
1985-86	1-2-0	1-0-0	0-2-0	1995-96	1-1-0	1-0-0	0-1-0	2006-07	Did Not Play Central Div Teams		
1986-87	1-2-0	0-2-0	1-0-0	1996-97	0-1-1	0-0-1	0-1-0	2007-08	1-0-0	1-0-0	0-0-0
1987-88	2-1-0	1-0-0	1-1-0	1997-98	1-1-0	0-1-0	1-0-0	2008-09	0-0-1	0-0-0	0-0-1
1988-89	2-1-0	2-0-0	0-1-0	1998-99	1-1-0	1-0-0	0-1-0				

ALL-TIME SEASON GAME RESULTS (*Overtime **Shootout)

10/14/1979	T	3-3	at CHI	2/19/1983	L	2-4	CHI	10/24/1987	W	5-3	CHI	11/10/1991	L	0-3	CHI	4/3/1999	L	1-2	at CHI
11/9/1979	L	2-4	CHI	10/30/1983	L	1-6	at CHI	1/13/1988	L	1-2	at CHI	3/28/1992	L	1-3	CHI	3/8/2000	W	4-1	CHI
11/11/1979	T	5-5	at CHI	11/12/1983	W	6-1	CHI	3/2/1988	W	2-1	at CHI	1/23/1993	L	2-6	CHI	12/31/2000	W	2-1	CHI
1/19/1980	W	5-3	CHI	2/5/1984	W	4-3	at CHI	10/15/1988	W	7-5	CHI	3/28/1993	L	0-3	at CHI	3/4/2001	W	6-3	at CHI
11/23/1980	L	3-11	at CHI	10/28/1984	W	4-1	at CHI	12/14/1988	L	3-4	at CHI	10/14/1993	W	6-2	at CHI	3/5/2002	W	2-1*	at CHI
1/17/1981	L	2-3	CHI	11/17/1984	L	0-7	CHI	4/1/1989	W	6-1	CHI	3/30/1994	W	3-2*	CHI	10/26/2002	T	3-3*	CHI
2/7/1981	L	2-6	CHI	1/5/1985	W	4-3	CHI	11/12/1989	L	2-4	at CHI	10/14/1995	W	3-2	CHI	3/17/2004	W	3-2	at CHI
2/15/1981	T	4-4	at CHI	10/23/1985	L	2-9	at CHI	12/30/1989	L	3-7	at CHI	12/10/1995	L	1-4	at CHI	12/13/2005	W	5-3	CHI
10/31/1981	T	2-2	CHI	1/12/1986	L	2-4	at CHI	1/27/1990	W	6-4	CHI	12/29/1996	L	4-3	at CHI	3/12/2008	W	3-0	at CHI
12/13/1981	L	1-6	at CHI	3/15/1986	W	11-4	CHI	11/6/1990	T	1-1*	CHI	2/26/1997	T	2-2*	CHI	3/11/2009	OT	2-3**	at CHI
1/25/1982	W	6-5	at CHI	1/3/1987	L	2-3	CHI	2/10/1991	W	3-1	CHI	10/26/1997	W	3-2	at CHI				
11/26/1982	L	3-4	CHI	2/17/1987	W	5-4	at CHI	2/28/1991	L	3-6	at CHI	1/14/1998	L	1-4	CHI				
1/23/1983	L	2-4	at CHI	2/21/1987	L	3-6	CHI	10/26/1991	L	2-4	CHI	10/28/1998	W	2-0	CHI				



COLUMBUS BLUE JACKETS

2009-10 SCHEDULE

11/7/2009..... at CBJ..... 7 p.m.

HURRICANES vs. COLUMBUS

ALL-TIME: GP: 10 6-4-0 GF: 26 GA: 27
 at home: GP: 6 4-2-0 GF: 16 GA: 17
 on road: GP: 4 2-2-0 GF: 10 GA: 10
 in overtime: GP: 0 0-0-0

Majority Owner/Governor John P. McConnell
 General manager Scott Howson
 Head coach Ken Hitchcock
 Assistant coaches Gary Agnew, Gord Murphy, Claude Noel
 Goaltending coach Dave Rook
 Vice president of public relations Todd Sharrock
 Director of communications Karen Davis
 Manager of communications Ryan Holtmann
 General office (614) 246-4625

Inaugural season 2000-01
 Stanley Cup titles None
 Home ice Nationwide Arena (2000)
 Building capacity 18,136
 2008-09 record 41-31-10
 AHL affiliate Syracuse Crunch

2008-09 SERIES RECAP

BLUE JACKETS WIN SEASON SERIES: 1-0-0

At CAROLINA HURRICANES Attend 18,680 Goaltenders Ward-Mason Winning Goal Kristian Huselius
 14 Feb '09 Hurricanes 1 Blue Jackets 5

At COLUMBUS BLUE JACKETS Attend Goaltenders Winning Goal
 None

SERIES STATISTICS

HURRICANES SPECIALTY TEAMS Power Play 0-3 0.0% Penalty Killing 2-4 50.0%
 BLUE JACKETS SPECIALTY TEAMS Power Play 2-4 50.0% Penalty Killing 3-3 100.0%

HURRICANES LEADING SCORER Dennis Seidenberg 1 1 0 1 0 0
 BLUE JACKETS LEADING SCORERS Kristian Huselius 1 2 1 3 1 0
 Rick Nash 1 0 3 3 1 2

GOALTENDING

HURRICANES GP Min W-L-OT SO GA SA SV GAA SV%
 Cam Ward 1 60 0-1-0 0 4 19 15 4.01 .789

BLUE JACKETS GP Min W-L-OT SO GA SA SV GAA SV%
 Steve Mason 1 60 1-0-0 0 1 27 26 1.00 .963

ALL-TIME SEASON SERIES RECORDS

YEAR	OVERALL	HOME	ROAD	YEAR	OVERALL	HOME	ROAD	YEAR	OVERALL	HOME	ROAD
2000-01	1-1-0-0	1-0-0-0	0-1-0-0	2003-04	1-1-0-0	0-1-0-0	1-0-0-0	2007-08	0-1-0	0-0-0	0-1-0
2001-02	1-0-0-0	1-0-0-0	0-0-0-0	2005-06	1-0-0	1-0-0	0-0-0	2008-09	0-1-0	0-1-0	0-0-0
2002-03	2-0-0-0	1-0-0-0	1-0-0-0	2006-07	Did Not Play Central Div Teams						

ALL-TIME SEASON GAME RESULTS (*Overtime **Shootout)

12/29/2000	L	1-3	at CBJ	3/2/2004	L	0-3	CBJ
3/7/2001	W	2-1	CBJ	3/8/2004	W	4-1	at CBJ
11/19/2001	W	5-2	CBJ	12/15/2005	W	2-1	CBJ
11/30/2002	W	4-2	at CBJ	12/29/2007	L	1-4	at CBJ
3/10/2003	W	6-5	CBJ	2/14/2009	L	1-5	CBJ



DALLAS STARS

2009-10 SCHEDULE

11/23/2009..... at DAL..... 8:30 p.m.
 12/16/2009..... at CAR..... 7 p.m.

HURRICANES vs. DALLAS

ALL-TIME: GP: 64 24-32-7-1 GF: 198 GA: 236
 at home: GP: 33 14-15-4 GF: 106 GA: 114
 on road: GP: 31 10-17-3-1 GF: 92 GA: 122
 in overtime: GP: 10 2-2-6

Chairman of the Board & Owner.....Thomas O. Hicks
 General manager..... Joe Nieuwendyk
 Head coach..... Marc Crawford
 Assistant coach..... Stu Barnes
 Goaltending consultant..... Andy Moog
 Assistant vice president, communications..... Rob Scichili
 Director, media relations..... Jason Rademan
 Manager, communications and publications..... Erin Chenderlin
 General office..... (214) 387-5500

SERIES RECORDS

Winning streak..... 5 3/21/1987-11/12/1988
 Losing streak..... 7 10/11/1979-2/14/1981
 Unbeaten streak..... 5 3/21/1987-11/12/1988
 Goals scored..... 8 3/26/1988 (W, 8-1)
 Goals allowed..... 9 10/11/1980 (L, 3-9)
 Goals, both teams..... 15 2/22/1982 (L, 7-8)
 Current CAR streak..... 1 loss
 Current DAL streak..... 1 win

Inaugural season1967-68 (Minnesota); 1993-94 (Dallas)
 Stanley Cup titles 1 (1999)
 Home ice American Airlines Center (2001)
 Building capacity 18,532
 2008-09 record 36-35-11
 AHL affiliate..... Texas Stars

LAST TRANSACTION

6/29/2004 CAR acquired DAL's 2005 fourth-round pick (94th overall - Jakub Vojta)
 in exchange for Jaroslav Svoboda

2008-09 SERIES RECAP

STARS WIN SEASON SERIES: 1-0-0

At CAROLINA HURRICANES Attend Goaltenders Winning Goal
 None

At DALLAS STARS Attend Goaltenders Winning Goal
 12 Mar '09 Hurricanes 2 Stars 3 16,788 Ward-Turco Brendan Morrison

SERIES STATISTICS

HURRICANES SPECIALTY TEAMS STARS SPECIALTY TEAMS
 Power Play..... 1-4 25.0% Power Play..... 0-3 0.0%
 Penalty Killing..... 3-3 100.0% Penalty Killing..... 3-4 75.0%

HURRICANES LEADING SCORER

GP G A TP +/- PM
 Rod Brind'Amour 1 1 1 2 1 0

STARS LEADING SCORERS

GP G A TP +/- PM
 Steve Begin 1 1 0 1 1 2
 Brendan Morrison 1 1 0 1 1 0
 Mike Ribeiro 1 1 0 1 0 0
 Chris Conner 1 0 1 1 1 0
 Loui Eriksson 1 0 1 1 1 0
 Nicklas Grossman 1 0 1 1 2 2
 Mike Modano 1 0 1 1 0 0
 Matt Niskanen 1 0 1 1 1 0

GOALTENDING

HURRICANES GP Min W-L-OT SO GA SA SV GAA SV%
 Cam Ward 1 59 0-1-0 0 3 31 28 3.06 .903

STARS GP Min W-L-OT SO GA SA SV GAA SV%
 Marty Turco 1 60 1-0-0 0 2 31 29 2.01 .935

ALL-TIME SEASON SERIES RECORDS

YEAR	OVERALL	HOME	ROAD	YEAR	OVERALL	HOME	ROAD	YEAR	OVERALL	HOME	ROAD
1979-80	0-4-0	0-2-0	0-2-0	1989-90	2-1-0	1-1-0	1-0-0	1999-00	1-1-0-0	1-0-0-0	0-1-0-0
1980-81	1-3-0	1-1-0	0-2-0	1990-91	1-2-0	0-1-0	1-1-0	2000-01	1-0-0-0	1-0-0-0	0-0-0-0
1981-82	1-2-0	1-1-0	0-1-0	1991-92	1-1-1	0-1-1	1-0-0	2001-02	1-0-1-0	1-0-0-0	0-0-1-0
1982-83	0-2-1	0-1-0	0-1-1	1992-93	1-0-1	0-0-1	1-0-0	2002-03	1-0-0-1	1-0-0-0	0-0-0-1
1983-84	3-0-0	2-0-0	1-0-0	1993-94	0-1-1	0-0-1	0-1-0	2003-04	0-1-0-0	0-1-0-0	0-0-0-0
1984-85	1-2-0	0-1-0	1-1-	1994-95	Did Not Play Western Conf Teams			2005-06	0-0-1	0-0-0	0-0-1
1985-86	1-2-0	1-1-0	0-1-0	1995-96	1-1-0	0-1-0	1-0-0	2006-07	1-0-0	1-0-0	0-0-0
1986-87	1-2-0	1-0-0	0-2-0	1996-97	0-2-0	0-1-0	0-1-0	2007-08	Did Not Play Pacific Div Teams		
1987-88	3-0-0	2-0-0	1-0-0	1997-98	0-2-0	0-1-0	0-1-0	2008-09	0-1-0	0-0-0	0-1-0
1988-89	2-1-0	0-1-0	2-0-0	1998-99	0-1-1	0-0-1	0-1-0				

ALL-TIME SEASON GAME RESULTS (*Overtime **Shootout)

10/11/1979	L	1-4	at DAL (MIN)	1/22/1983	L	2-7	at DAL (MIN)	1/19/1988	W	6-3	at DAL (MIN)	2/9/1992	T	4-4*	DAL (MIN)	3/21/1999	L	2-3*	at DAL
1/9/1980	L	2-6	at DAL (MIN)	11/8/1983	W	6-4	DAL (MIN)	1/23/1988	W	5-0	DAL (MIN)	2/29/1992	W	5-4*	at DAL (MIN)	11/20/1999	W	1-0	DAL
2/10/1980	L	2-6	DAL (MIN)	12/23/1983	W	5-3	DAL (MIN)	3/26/1988	W	8-1	DAL (MIN)	1/3/1993	T	6-6*	DAL (MIN)	12/8/1999	L	1-2	at DAL
3/16/1980	L	1-6	DAL (MIN)	1/10/1984	W	6-3	at DAL (MIN)	11/12/1988	W	3-1	at DAL (MIN)	3/27/1993	W	2-1	at DAL (MIN)	10/10/2000	W	5-2	DAL
10/11/1980	L	3-9	at DAL (MIN)	10/27/1984	W	5-3	at DAL (MIN)	12/3/1988	L	2-4	DAL (MIN)	10/27/1993	L	1-5	at DAL	10/7/2001	W	3-0	DAL
11/12/1980	L	1-5	DAL (MIN)	11/28/1984	L	2-4	DAL (MIN)	2/18/1989	W	4-3	at DAL (MIN)	3/12/1994	T	2-2*	DAL	11/21/2001	T	4-4*	at DAL
2/14/1981	L	4-7	at DAL (MIN)	1/12/1985	L	4-5	at DAL (MIN)	10/7/1989	L	4-6	DAL (MIN)	2/11/1996	W	5-3	at DAL	12/22/2002	W	1-0	DAL
2/25/1981	W	3-2	DAL (MIN)	11/13/1985	W	5-2	DAL (MIN)	12/23/1989	W	4-3	DAL (MIN)	2/25/1996	L	2-6	DAL	2/11/2003	OTL	1-2*	at DAL
11/7/1981	W	4-2	DAL (MIN)	2/15/1986	L	1-4	at DAL (MIN)	2/7/1990	W	5-3	at DAL (MIN)	12/20/1996	L	4-1	DAL	12/22/2003	L	1-3	DAL
2/22/1982	L	7-8	at DAL (MIN)	2/26/1986	L	2-5	DAL (MIN)	10/24/1990	L	0-3	at DAL (MIN)	3/21/1997	L	2-0	at DAL	12/2/2005	OT	4-5**	at DAL
3/28/1982	L	2-5	DAL (MIN)	12/31/1986	L	2-5	at DAL (MIN)	11/10/1990	W	3-2	at DAL (MIN)	1/3/1998	L	1-6	DAL	11/18/2006	W	5-4	DAL
11/2/1982	L	6-7	DAL (MIN)	1/10/1987	L	3-4	at DAL (MIN)	12/23/1990	L	2-5	DAL (MIN)	3/20/1998	L	1-6	at DAL	3/12/2009	L	2-3	at DAL
12/14/1982	T	3-3	at DAL (MIN)	3/21/1987	W	5-1	DAL (MIN)	1/28/1992	L	3-4	DAL (MIN)	10/15/1998	T	2-2*	DAL				



DETROIT RED WINGS

2009-10 SCHEDULE

1/14/2010at DET7:30 p.m.

HURRICANES vs. DETROIT

ALL-TIME: GP: 64 25-30-8-1 GF: 196 GA: 215
 at home: GP: 32 18-13-1 GF: 108 GA: 91
 on road: GP: 32 7-17-7-1 GF: 88 GA: 124
 in overtime: GP: 7 1-2-4

Owner/Governor Mike Ilitch
 Executive vice president/General manager Ken Holland
 Head coach Mike Babcock
 Assistant coaches Paul MacLean, Brad McCrimmon
 Goaltending coach Jim Bedard
 Senior director of communications John Hahn
 Media relations manager Todd Beam
 Public relations coordinator Lisa Hickok
 General office (313) 394-7000

Inaugural season 1926-27
 Stanley Cup titles 11 (1936, 1937, 1943, 1950, 1952, 1954, 1955, 1997, 1998, 2002, 2008)
 Home ice Joe Louis Arena (1979)
 Building capacity 20,066
 2008-09 record 51-21-10
 AHL affiliate Grand Rapids Griffins

2008-09 SERIES RECAP

RED WINGS WIN SEASON SERIES: 1-0-0

At CAROLINA HURRICANES Attend Goaltenders Winning Goal
 13 Oct '08 Hurricanes 1 Red Wings 3 18,680 Ward-Conklin Tomas Holmstrom

SERIES STATISTICS

HURRICANES SPECIALTY TEAMS		RED WINGS SPECIALTY TEAMS	
Power Play.....0-4.....0.0%	Penalty Killing.....4-6.....66.7%	Power Play.....2-6.....33.3%	Penalty Killing.....4-4.....100.0%

GOALTENDING

HURRICANES	GP	Min	W-L-OT	SO	GA	SA	SV	GAA	SV%
Cam Ward	1	59	0-1-0	0	2	35	33	2.03	.943

At DETROIT RED WINGS	Attend	Goaltenders	Winning Goal
None			

HURRICANES LEADING SCORERS

	GP	G	A	TP	+/-	PM
Joe Corvo	1	1	0	1	0	0
Frantisek Kaberle	1	0	1	1	1	0
Ray Whitney	1	0	1	1	0	4

RED WINGS LEADING SCORER

	GP	G	A	TP	+/-	PM
Brian Rafalski	1	0	2	2	1	0

RED WINGS	GP	Min	W-L-OT	SO	GA	SA	SV	GAA	SV%
Ty Conklin	1	60	1-0-0	0	1	28	27	1.00	.964

ALL-TIME SEASON SERIES RECORDS

YEAR	OVERALL	HOME	ROAD	YEAR	OVERALL	HOME	ROAD	YEAR	OVERALL	HOME	ROAD
1979-80	2-1-1	1-1-0	1-0-1	1989-90	2-0-1	0-0-1	2-0-0	1999-00	0-2-0-0	0-1-0-0	0-1-0-0
1980-81	2-0-2	2-0-0	0-0-2	1990-91	2-1-0	2-0-0	0-1-0	2000-01	0-0-0-1	0-0-0-0	0-0-0-1
1981-82	2-0-1	1-0-0	1-0-1	1991-92	0-2-0	0-1-0	0-1-0	2001-02	0-2-0-0	0-1-0-0	0-1-0-0
1982-83	0-3-0	0-2-0	0-1-0	1992-93	0-2-0	0-1-0	0-1-0	2002-03	1-0-0-0	1-0-0-0	0-0-0-0
1983-84	1-1-1	1-0-0	0-1-1	1993-94	1-2-0	1-0-0	0-2-0	2003-04	0-1-1-0	0-1-0-0	0-0-1-0
1984-85	2-1-0	2-0-0	0-1-0	1994-95	Did Not Play Western Conf Teams			2005-06	1-0-0	1-0-0	0-0-0
1985-86	2-1-0	1-0-0	1-1-0	1995-96	0-2-0	0-1-0	0-1-0	2006-07	Did Not Play Central Div Teams		
1986-87	1-1-1	1-1-0	0-0-1	1996-97	0-2-0	0-1-0	0-1-0	2007-08	0-1-0	0-0-0	0-1-0
1987-88	2-1-0	1-0-0	1-1-0	1997-98	1-1-0	1-0-0	0-1-0	2008-09	0-1-0	0-1-0	0-0-0
1988-89	2-1-0	1-1-0	1-0-0	1998-99	1-1-0	1-0-0	0-1-0				

ALL-TIME SEASON GAME RESULTS (*Overtime **Shootout)

1/6/1980	L	1-2	DET	2/20/1983	L	2-7	at DET	11/6/1987	L	1-3	at DET	2/23/1992	L	0-4	DET	1/21/1999	L	1-4	at DET
1/12/1980	W	6-4	at DET	1/3/1984	L	1-7	at DET	1/24/1988	W	2-1*	DET	11/6/1992	L	2-5	at DET	11/5/1999	L	2-3	at DET
3/12/1980	T	4-4	at DET	2/1/1984	T	6-6*	at DET	3/24/1988	W	3-2	at DET	11/14/1992	L	0-2	DET	12/22/1999	L	1-4	DET
4/6/1980	W	5-3	DET	2/7/1984	W	4-1	DET	11/16/1988	L	3-4	DET	12/1/1993	W	5-3	DET	2/14/2001	OTL	3-4*	at DET
10/18/1980	W	4-2	DET	10/18/1984	W	7-3	DET	12/30/1988	W	4-3	DET	2/24/1994	L	0-3	at DET	10/30/2001	L	2-5	DET
10/29/1980	W	5-3	DET	11/21/1984	L	2-4	at DET	12/31/1988	W	3-2	at DET	3/29/1994	L	2-6	at DET	11/13/2001	L	3-4	at DET
2/12/1981	T	2-2	at DET	1/3/1985	W	6-2	DET	10/21/1989	T	3-3*	DET	12/31/1995	L	2-3	at DET	11/29/2002	W	6-4	DET
3/10/1981	T	4-4	at DET	12/29/1985	W	5-2	DET	11/3/1989	W	4-3	at DET	3/6/1996	L	2-4	DET	1/2/2004	L	1-4	DET
10/17/1981	W	8-1	DET	2/6/1986	L	3-4*	at DET	11/14/1989	W	3-0	at DET	11/4/1996	L	5-1	at DET	1/31/2004	T	4-4*	at DET
12/22/1981	W	3-2	at DET	3/18/1986	W	6-4	at DET	10/12/1990	L	2-4	at DET	11/8/1996	L	4-1	DET	1/10/2006	W	3-2	DET
1/23/1982	T	2-2	at DET	12/6/1986	L	1-4	DET	2/13/1991	W	6-2	DET	10/18/1997	L	2-4	at DET	12/9/2007	L	2-5	at DET
10/30/1982	L	2-4	DET	12/20/1986	T	2-2*	at DET	3/14/1991	W	4-2	DET	11/5/1997	W	3-1	DET	10/13/2008	L	1-3	DET
2/9/1983	L	5-6	DET	3/3/1987	W	5-3	DET	11/1/1991	L	5-8	at DET	12/12/1998	W	3-0	DET				



EDMONTON OILERS

2009-10 SCHEDULE

2/1/2010at EDM9:30 p.m.

HURRICANES vs. EDMONTON

ALL-TIME: GP: 63 19-32-12 GF: 213 GA: 227
 at home: GP: 31 12-12-7 GF: 120 GA: 103
 on road: GP: 32 7-20-5 GF: 93 GA: 124
 in overtime: GP: 9 0-1-8

Owner/Governor Daryl A. Katz (Rexall Sports Corp)
 General manager Steve Tambellini
 Head coach Pat Quinn
 Associate coach Tom Renney
 Assistant coach Kelly Buchberger
 Manager, communications & media relations J.J. Hebert
 Information coordinator Steve Knowles
 General office (780) 414-4000

Inaugural season 1972-73 (WHA); 1979-80 (NHL)
 Stanley Cup titles 5 (1984, 1985, 1987, 1988, 1990)
 Home ice Rexall Place (1974)
 Building capacity 16,839
 2008-09 record 38-35-9
 AHL affiliate Springfield Falcons

SERIES RECORDS

Winning streak 3 11/12/1997-12/15/1998
 Losing streak 4 (2x) 1/31/1992-1/15/1993
 Unbeaten streak 6 11/12/1997-3/15/2000
 Goals scored 11 2/12/1984 (W, 11-0)
 Goals allowed 9 3/8/1983 (L, 4-9)
 Goals, both teams 15 3/29/1985 (W, 8-7)
 Current CAR streak 1 loss
 Current EDM streak 1 win

LAST TRANSACTION

3/4/2009 Erik Cole and EDM's fifth-round pick in 2009 (131st overall - Matt Kennedy) to CAR in exchange for Patrick O'Sullivan and CAR's second-round pick in 2009 (later traded to BUF, later traded to TOR - 58th overall - Jesse Blacker)

2008-09 SERIES RECAP

OILERS WIN SEASON SERIES: 1-0-0

At CAROLINA HURRICANES Attend 15,016
 01 Nov '08 Hurricanes 1 Oilers 3
 Goaltenders Ward-Roloson
 Winning Goal Ethan Moreau

At EDMONTON OILERS Attend
 None
 Goaltenders
 Winning Goal None

SERIES STATISTICS

HURRICANES SPECIALTY TEAMS OILERS SPECIALTY TEAMS
 Power Play 0-6 0.0% Power Play 1-3 33.3%
 Penalty Killing 2-3 66.7% Penalty Killing 6-6 100.0%

HURRICANES LEADING SCORERS

Player	GP	G	A	TP	+/-	PM
Ray Whitney	1	1	0	1	-1	0
Tim Gleason	1	0	1	1	1	0
Tuomo Ruutu	1	0	1	1	0	5

OILERS LEADING SCORERS

Player	GP	G	A	TP	+/-	PM
Ethan Moreau	1	2	0	2	2	19
Shawn Horcoff	1	1	2	2	2	2
Lubomir Visnovsky	1	0	2	2	2	2

GOALTENDING

HURRICANES	GP	Min	W-L-OT	SO	GA	SA	SV	GAA	SV%
Cam Ward	1	60	0-1-0	0	2	31	29	2.01	.935


OILERS	GP	Min	W-L-OT	SO	GA	SA	SV	GAA	SV%
Dwayne Roloson	1	60	1-0-0	0	1	34	33	1.00	.971

ALL-TIME SEASON SERIES RECORDS

YEAR	OVERALL	HOME	ROAD	YEAR	OVERALL	HOME	ROAD	YEAR	OVERALL	HOME	ROAD
1979-80	2-1-1	2-0-0	0-1-1	1989-90	1-0-2	0-0-1	1-0-1	1999-00	0-0-2-0	0-0-1-0	0-0-1-0
1980-81	1-2-1	1-1-0	0-1-1	1990-91	1-2-0	1-1-0	0-1-0	2000-01	0-1-0-0	0-1-0-0	0-0-0-0
1981-82	0-2-1	0-0-1	0-2-0	1991-92	0-3-0	0-1-0	0-2-0	2001-02	1-0-1-0	0-0-1-0	1-0-0-0
1982-83	0-2-1	0-1-1	0-1-0	1992-93	1-1-0	1-0-0	0-1-0	2002-03	0-1-0-0	0-0-0-0	0-1-0-0
1983-84	1-2-0	1-0-0	0-2-0	1993-94	1-0-1	0-0-1	1-0-0	2003-04	1-0-0-0	0-0-0-0	1-0-0-0
1984-85	1-2-0	1-1-0	0-1-0	1994-95	Did Not Play Western Conf Teams			2005-06	Did Not Play Northwest Div Teams		
1985-86	0-3-0	0-1-0	0-2-0	1995-96	1-0-1	0-0-1	1-0-0	2006-07	0-1-0	0-0-0	0-1-0
1986-87	1-2-0	1-1-0	0-1-0	1996-97	0-2-0	0-1-0	0-1-0	2007-08	1-0-0	1-0-0	0-0-0
1987-88	1-2-0	0-1-0	1-1-0	1997-98	2-0-0	1-0-0	1-0-0	2008-09	0-1-0	0-1-0	0-0-0
1988-89	1-2-0	1-1-0	0-1-0	1998-99	1-0-1	1-0-0	0-0-1				

ALL-TIME SEASON GAME RESULTS (*Overtime **Shootout)

11/17/1979	W	4-0	EDM	3/8/1983	L	4-9	EDM	12/19/1987	W	4-3	at EDM	2/13/1992	L	1-3	EDM	2/27/1999	T	2-2*	at EDM
12/9/1979	L	0-3	at EDM	1/7/1984	L	3-5	at EDM	1/6/1988	L	1-5	EDM	3/14/1992	L	1-3	at EDM	10/13/1999	T	3-3*	at EDM
1/2/1980	T	3-3	at EDM	2/12/1984	W	11-0	EDM	1/30/1988	L	2-5	at EDM	1/15/1993	L	1-3	at EDM	3/15/2000	T	2-2*	EDM
2/19/1980	W	6-2	EDM	3/21/1984	L	3-5	at EDM	12/17/1988	L	2-4	EDM	2/20/1993	W	7-3	EDM	3/11/2001	L	3-2	EDM
11/28/1980	W	6-4	EDM	11/30/1984	L	2-4	EDM	2/21/1989	L	4-7	at EDM	11/13/1993	T	4-4*	EDM	11/11/2001	T	1-1*	EDM
12/7/1980	L	4-6	at EDM	2/3/1985	L	3-6	at EDM	3/8/1989	W	7-3	EDM	2/12/1994	W	5-2	at EDM	1/10/2002	W	4-1	at EDM
1/9/1981	T	6-6	at EDM	3/29/1985	W	8-7	EDM	1/6/1990	T	4-4*	at EDM	1/9/1996	W	5-1	at EDM	12/11/2002	L	1-4	at EDM
3/25/1981	L	2-7	EDM	11/30/1985	L	5-8	at EDM	1/30/1990	T	4-4*	EDM	2/28/1996	T	4-4*	EDM	12/9/2003	W	3-2	at EDM
10/21/1981	L	2-5	at EDM	1/4/1986	L	3-4	at EDM	3/18/1990	W	3-1	at EDM	1/12/1997	L	2-1*	at EDM	12/6/2006	L	1-3	at EDM
11/11/1981	T	4-4	EDM	1/15/1986	L	1-4	EDM	12/1/1990	L	2-4	EDM	3/15/1997	L	4-2	EDM	1/18/2008	W	7-2	EDM
2/19/1982	L	4-7	at EDM	11/15/1986	W	6-2	EDM	12/30/1990	L	3-4	at EDM	11/12/1997	W	6-4	at EDM	11/1/2008	L	1-3	EDM
10/14/1982	T	4-4	EDM	3/15/1987	L	1-4	at EDM	2/6/1991	W	5-1	EDM	3/15/1998	W	4-1	EDM				
10/20/1982	L	2-4	at EDM	3/25/1987	L	3-5	EDM	1/31/1992	L	1-4	at EDM	12/15/1998	W	3-0	EDM				



FLORIDA PANTHERS

2009-10 SCHEDULE

10/9/2009at CAR7 p.m.
11/4/2009at FLA7:30 p.m.
12/18/2009at FLA7:30 p.m.
12/19/2009at CAR7 p.m.
2/9/2010at CAR7 p.m.
3/6/2010at FLA7 p.m.

HURRICANES vs. FLORIDA

ALL-TIME:	GP: 81	41-27-12-1	GF: 223	GA: 223
at home:	GP: 40	26-11-3	GF: 127	GA: 102
on road:	GP: 41	15-16-9-1	GF: 96	GA: 121
in overtime:	GP: 26	11-2-13		

General partner/Chairman/CEO/Governor.....Alan Cohen
 General manager.....
 Head coach.....Peter DeBoer
 Assistant coaches.....Mike Kitchen, Jim Hulton
 Goaltending coach.....
 Director, communications.....Justin Copertino
 General office.....(954) 835-7000

Inaugural season.....1993-94
 Stanley Cup titles.....None
 Home ice.....BankAtlantic Center (1995)
 Building capacity.....19,250
 2008-09 record.....41-30-11
 AHL affiliate.....Rochester Americans

2008-09 SERIES RECAP

PANTHERS WIN SEASON SERIES: 3-2-1 (HURRICANES: 3-3-0)

At CAROLINA HURRICANES	Attend	Goaltenders	Winning Goal
12 Feb '09 Hurricanes 0 Panthers 5	18,680	Leighton/Ward-Vokoun	Nathan Horton
18 Dec '08 Hurricanes 2 Panthers 1 (OT)	14,533	Ward-Vokoun	Joseph Corvo
10 Oct '08 Hurricanes 6 Panthers 4	18,680	Ward-Vokoun	Dan LaCouture

At FLORIDA PANTHERS	Attend	Goaltenders	Winning Goal
23 Mar '09 Hurricanes 3 Panthers 2 (OT)	14,304	Ward-Vokoun	Ray Whitney
08 Jan '09 Hurricanes 2 Panthers 4	10,323	Ward-Vokoun	Nathan Horton
24 Nov '08 Hurricanes 2 Panthers 3	11,117	Leighton-Vokoun	Gregory Campbell

SERIES STATISTICS

HURRICANES SPECIALTY TEAMS		PANTHERS SPECIALTY TEAMS	
Power Play.....4-1625.0%	Power Play.....4-1822.2%
Penalty Killing.....14-1877.8%	Penalty Killing.....12-1675.0%

HURRICANES LEADING SCORERS

	GP	G	A	TP	+/-	PM
Tuomo Ruutu	6	3	1	4	-5	6
Ray Whitney	6	2	2	4	-1	2
Rod Brind'Amour	6	1	3	4	0	2
Sergei Samsonov	6	1	3	4	-3	0

PANTHERS LEADING SCORERS

	GP	G	A	TP	+/-	PM
David Booth	6	3	4	7	5	2
Cory Stillman	5	3	4	7	-1	6

GOALTENDING

HURRICANES	GP	Min	W-L-OT	SO	GA	SA	SV	GAA	SV%
Cam Ward	5	274	3-2-0	0	14	135	121	3.06	.896
Michael Leighton	2	89	0-1-0	0	4	32	28	2.70	.875


PANTHERS	GP	Min	W-L-OT	SO	GA	SA	SV	GAA	SV%
Tomas Vokoun	6	365	3-1-2	1	14	195	181	2.30	.928

ALL-TIME SEASON SERIES RECORDS

YEAR	OVERALL	HOME	ROAD	YEAR	OVERALL	HOME	ROAD	YEAR	OVERALL	HOME	ROAD
1993-94	3-1-0	1-1-0	2-0-0	1998-99	1-0-4	1-0-1	0-0-3	2003-04	2-2-2-0	2-0-1-0	0-2-1-0
1994-95	0-3-1	0-2-0	0-1-1	1999-00	3-2-0-0	2-1-0-0	1-1-0-0	2005-06	6-1-1-	4-0-0-	2-1-1-
1995-96	1-3-0	1-1-0	0-2-0	2000-01	2-1-2-0	1-1-0-0	1-0-2-0	2006-07	7-1-0	4-0-0	3-1-0
1996-97	2-1-1	2-0-0	0-1-1	2001-02	4-0-1-0	2-0-1-0	2-0-0-0	2007-08	5-3-0	3-1-0	2-2-0
1997-98	1-3-0	0-2-0	1-1-0	2002-03	1-3-0-1	1-1-0-0	0-2-0-1	2008-09	3-3-0	2-1-0	1-2-0

ALL-TIME SEASON GAME RESULTS (*Overtime **Shootout)

11/23/1993	W	2-1*	at FLA	12/26/1997	L	2-5	FLA	1/12/2001	T	2-2*	at FLA	11/5/2005	W	2-0	FLA	11/3/2007	W	4-2	FLA
11/27/1993	W	4-0	FLA	1/27/1998	L	0-3	at FLA	12/8/2001	W	3-2	at FLA	11/11/2005	W	1-0	at FLA	11/12/2007	W	4-3	at FLA
12/29/1993	L	3-5	FLA	3/23/1998	W	5-3	at FLA	12/12/2001	W	4-1	FLA	12/23/2005	W	4-3	FLA	11/17/2007	W	2-1	FLA
3/4/1994	W	2-1	at FLA	12/5/1998	T	3-3*	at FLA	1/25/2002	T	1-1*	FLA	1/25/2006	W	4-3**	at FLA	12/20/2007	L	4-5	at FLA
1/28/1995	L	1-2	FLA	1/1/1999	T	3-3*	at FLA	3/21/2002	W	3-2	FLA	3/3/2006	W	5-2	FLA	2/16/2008	W	5-4	FLA
2/11/1995	L	3-4	at FLA	1/14/1999	W	3-2	FLA	4/12/2002	W	3-1	at FLA	3/10/2006	L	3-5	at FLA	3/20/2008	W	2-1**	at FLA
3/12/1995	L	1-4	FLA	2/6/1999	T	3-3*	FLA	12/4/2002	L	2-4	at FLA	3/11/2006	OT	3-4*	at FLA	4/4/2008	L	3-4	FLA
3/29/1995	T	4-4*	at FLA	3/6/1999	T	2-2*	at FLA	12/6/2002	L	0-2	FLA	3/31/2006	W	3-2	FLA	10/10/2008	W	6-4	FLA
10/21/1995	L	0-3	at FLA	12/26/1999	W	4-3*	FLA	1/24/2003	W	3-1	FLA	10/11/2006	L	3-6	at FLA	11/24/2008	L	2-3	at FLA
12/2/1995	L	3-5	FLA	1/14/2000	L	1-5	at FLA	1/25/2003	OTL	2-3*	at FLA	12/23/2006	W	3-2*	at FLA	12/18/2008	W	2-1*	FLA
3/2/1996	W	7-1	FLA	2/1/2000	W	4-2	FLA	4/4/2003	L	1-4	at FLA	12/26/2006	W	4-2	FLA	1/8/2009	L	2-4	at FLA
4/1/1996	L	2-3	at FLA	2/24/2000	L	2-4	FLA	10/9/2003	L	1-3	at FLA	1/11/2007	W	6-4	FLA	2/12/2009	L	0-5	FLA
10/12/1996	L	0-6	at FLA	2/26/2000	W	2-1*	at FLA	10/13/2003	T	2-2*	FLA	1/16/2007	W	3-2*	at FLA	3/23/2009	W	3-2*	at FLA
11/29/1996	T	1-1*	at FLA	10/13/2000	T	2-2*	at FLA	2/16/2004	W	3-1	FLA	3/13/2007	W	3-1	FLA				
12/11/1996	W	5-2	FLA	11/15/2000	L	1-4	FLA	3/25/2004	W	3-2	FLA	4/1/2007	W	4-3*	at FLA				
1/22/1997	W	2-1*	FLA	11/29/2000	W	2-1*	at FLA	3/29/2004	L	1-3	at FLA	4/7/2007	W	5-4*	FLA				
12/10/1997	L	2-5	FLA	1/9/2001	W	7-3	FLA	4/4/2004	T	6-6*	at FLA	10/31/2007	L	2-4	at FLA				



LOS ANGELES KINGS

2009-10 SCHEDULE

11/11/2009 at CAR 7 p.m.

HURRICANES vs. LOS ANGELES

ALL-TIME: GP: 64 27-28-9 GF: 235 GA: 251
 at home: GP: 32 16-11-5 GF: 116 GA: 116
 on road: GP: 32 11-17-4 GF: 119 GA: 135
 in overtime: GP: 10 2-3-5

Owners Philip F. Anschutz, Edward P. Roski, Jr.
 President/General manager Dean Lombardi
 Head coach Terry Murray
 Assistant coaches Mark Hardy, Jamie Kompon
 Goaltending coach Bill Ranford
 Vice president, communications and broadcasting Michael Altieri
 Senior director, communications Jeff Moeller
 Manager, communications Mike Kalinowski
 General office (310) 535-4500

SERIES RECORDS

Winning streak 4 3/22/1987-3/9/1988
 Losing streak 4 10/31/1992-3/2/1994
 Unbeaten streak 4 (4x) Last: 3/15/2003-2/13/2007
 Goals scored 9 11/27/1985 (W, 9-0)
 Goals allowed 9 (2x) Last: 1/14/1989 (L, 6-9)
 Goals, both teams 15 1/14/1989 (L, 6-9)
 Current CAR streak 1 OT (OT)/Points earned in 5 straight
 Current LA streak 1 win

Inaugural season 1967-68
 Stanley Cup titles None
 Home ice Staples Center (1999)
 Building capacity 18,118
 2008-09 record 34-37-11
 AHL affiliate Manchester Monarchs

LAST TRANSACTION

3/4/2009 Patrick O'Sullivan and CGY's second-round pick in 2009 (51st overall - Brian Dumoulin) to CAR in exchange for Justin Williams

2008-09 SERIES RECAP

KINGS WIN SEASON SERIES: 1-0-0 (HURRICANES: 0-0-1)

At CAROLINA HURRICANES Attend Goaltenders Winning Goal
 None

At LOS ANGELES KINGS Attend Goaltenders Winning Goal
 17 Oct '08 Hurricanes 3 Kings 4 (OT) 14,194 Ward-LaBarbera Michal Handzus

SERIES STATISTICS

HURRICANES SPECIALTY TEAMS KINGS SPECIALTY TEAMS
 Power Play 0-5 0.0% Power Play 0-3 0.0%
 Penalty Killing 3-3 100.0% Penalty Killing 5-5 100.0%

HURRICANES LEADING SCORER KINGS LEADING SCORERS
 GP G A TP +/- PM
 Niclas Wallin 1 0 2 2 2 0
 Michal Handzus 1 2 0 2 2 0
 Dustin Brown 1 1 1 2 0 0

GOALTENDING

HURRICANES GP Min W-L-OT SO GA SA SV GAA SV%
 Cam Ward 1 63 0-0-1 0 4 24 20 3.79 .833

KINGS GP Min W-L-OT SO GA SA SV GAA SV%
 Jason LaBarbera 1 63 1-0-0 0 3 26 23 2.84 .885

ALL-TIME SEASON SERIES RECORDS

YEAR	OVERALL	HOME	ROAD	YEAR	OVERALL	HOME	ROAD	YEAR	OVERALL	HOME	ROAD
1979-80	2-1-1	2-0-0	0-1-1	1989-90	2-1-0	1-1-0	1-0-0	1999-00	1-0-0-0	0-0-0-0	1-0-0-0
1980-81	0-3-1	0-1-1	0-2-0	1990-91	1-2-0	1-0-0	0-2-0	2000-01	0-2-0-0	0-1-0-0	0-1-0-0
1981-82	2-0-1	1-0-1	1-0-0	1991-92	1-0-2	1-0-1	0-0-1	2001-02	1-1-0-0	1-0-0-0	0-1-0-0
1982-83	1-2-0	0-1-0	1-1-0	1992-93	0-2-0	0-1-0	0-1-0	2002-03	0-1-1-0	0-0-1-0	0-1-0-0
1983-84	2-1-0	1-1-0	1-0-0	1993-94	0-2-0	0-1-0	0-1-0	2003-04	1-0-0-0	1-0-0-0	0-0-0-0
1984-85	0-2-1	0-1-0	0-1-1	1994-95	Did Not Play Western Conf Teams			2005-06	1-0-0	0-0-0	1-0-0
1985-86	2-1-0	1-1-0	1-0-0	1995-96	2-0-0	1-0-0	1-0-0	2006-07	1-0-0	1-0-0	0-0-0
1986-87	1-2-0	1-0-0	0-2-0	1996-97	0-2-0	0-1-0	0-1-0	2007-08	Did Not Play Pacific Div Teams		
1987-88	3-0-0	2-0-0	1-0-0	1997-98	1-0-1	0-0-1	1-0-0	2008-09	0-0-1	0-0-0	0-0-1
1988-89	1-2-0	1-0-0	0-2-0	1998-99	1-1-0	0-1-0	1-0-0				

ALL-TIME SEASON GAME RESULTS (*Overtime **Shootout)

10/19/1979 W 6-3 LA	2/15/1983 L 2-5 LA	12/12/1987 W 3-2 LA	2/6/1992 T 5-5* at LA	11/14/1998 W 5-3 at LA
12/12/1979 L 4-7 at LA	10/25/1983 W 8-5 at LA	1/16/1988 W 4-3 at LA	3/11/1992 W 4-0 LA	3/2/2000 W 5-2 at LA
2/6/1980 W 7-3 LA	11/5/1983 W 2-1 LA	3/9/1988 W 5-4 LA	10/31/1992 L 1-7 LA	1/20/2001 L 3-6 LA
3/29/1980 T 2-2 at LA	12/30/1983 L 3-9 LA	11/10/1988 L 2-7 at LA	12/5/1992 L 3-7 at LA	2/8/2001 L 2-4 at LA
12/2/1980 L 2-5 at LA	1/31/1985 L 3-5 at LA	1/14/1989 L 6-9 at LA	1/12/1994 L 4-6 at LA	10/28/2001 W 3-2* LA
12/13/1980 T 5-5 LA	2/23/1985 L 1-2 LA	1/21/1989 W 5-4 LA	3/2/1994 L 1-4 LA	2/7/2002 L 1-2 at LA
1/7/1981 L 3-5 at LA	3/13/1985 T 3-3* at LA	11/4/1989 W 6-3 LA	1/25/1996 W 8-2 LA	2/7/2003 L 2-8 at LA
1/14/1981 L 4-5 LA	11/2/1985 L 1-8 LA	12/13/1989 L 2-5 LA	1/31/1996 W 6-4 at LA	3/15/2003 T 0-0* LA
12/19/1981 T 5-5 LA	11/27/1985 W 9-0 at LA	1/13/1990 W 6-3 at LA	11/2/1996 L 3-2 LA	11/8/2003 W 3-2* LA
2/2/1982 W 5-3 at LA	3/22/1986 W 6-3 LA	10/19/1990 L 2-5 at LA	1/30/1997 L 5-3 at LA	12/8/2005 W 3-2 at LA
3/7/1982 W 7-6 LA	11/8/1986 L 3-4 at LA	1/8/1991 L 3-4* at LA	10/7/1997 T 3-3* LA	2/13/2007 W 2-1 LA
10/23/1982 W 5-3 at LA	2/14/1987 L 2-5 at LA	1/16/1991 W 4-3 LA	3/5/1998 W 2-1 at LA	10/17/2008 OT 3-4* at LA
1/20/1983 L 3-4 at LA	3/22/1987 W 6-3 LA	10/30/1991 T 4-4* LA	10/25/1998 L 2-3 LA	



MINNESOTA WILD

2009-10 SCHEDULE

10/24/2009..... at MIN..... 8 p.m.
 11/15/2009..... at CAR..... 1:30 p.m.

HURRICANES vs. MINNESOTA

ALL-TIME:GP: 9.....4-3-2.....GF: 24.....GA: 19
 at home:GP: 3.....3-0-0.....GF: 6.....GA: 2
 on road:GP: 6.....1-3-2.....GF: 18.....GA: 17
 in overtime:GP: 2.....0-0-2

Owner & governor.....Craig Leipold
 General manager.....Chuck Fletcher
 Head coach.....Todd Richards
 Assistant coaches.....Mike Ramsey, Dave Barr
 Goaltending coach.....Bob Mason
 Vice president of communications & broadcasting.....Bill Robertson
 Communications manager.....Aaron Sickman
 General office.....(615) 602-6000

Inaugural season.....2000-01
 Stanley Cup titles.....None
 Home ice.....Xcel Energy Center (2000)
 Building capacity.....18,064
 2008-09 record.....40-33-9
 AHL affiliate.....Houston Aeros

SERIES RECORDS

Winning streak.....2.....10/24/2001-1/15/2002
 Losing streak.....1 (3x).....Last: 12/23/2008
 Unbeaten streak.....3.....12/13/2000-1/15/2002
 Goals scored.....7.....10/24/2001 (W, 7-3)
 Goals allowed.....5.....2/10/2007 (L, 4-5)
 Goals, both teams.....10.....10/24/2001 (W, 7-3)
 Current CAR streak.....1 loss
 Current MIN streak.....1 win

LAST TRANSACTION

3/1/2001 CAR acquired Scott Pellerin in exchange for MIN's third-round pick in 2001 (later traded to NYR; 79th overall - Garth Murray) and Ashkat Rakhmatulin

2008-09 SERIES RECAP

WILD WIN SEASON SERIES: 1-0-0

At CAROLINA HURRICANES Attend Goaltenders Winning Goal
 None

At MINNESOTA WILD Attend Goaltenders Winning Goal
 23 Dec '08 Hurricanes 2 Wild 3 18,568 Leighton-Backstrom Stephane Veilleux

SERIES STATISTICS

HURRICANES SPECIALTY TEAMS WILD SPECIALTY TEAMS
 Power Play.....0-5.....0.0% Power Play.....1-1.....100.0%
 Penalty Killing.....0-1.....0.0% Penalty Killing.....5-5.....100.0%

HURRICANES LEADING SCORERS WILD LEADING SCORERS
 GP G A TP +/- PM GP G A TP +/- PM
 Rod Brind'Amour 1 1 1 2 0 0 Marian Gaborik 1 1 1 2 0 0
 Ray Whitney 1 1 1 2 1 0 Mikko Koivu 1 0 2 2 1 0

GOALTENDING

HURRICANES GP Min W-L-OT SO GA SA SV GAA SV%
 Michael Leighton 1 59 0-1-0 0 3 23 20 3.05 .870

WILD GP Min W-L-OT SO GA SA SV GAA SV%
 Niklas Backstrom 1 60 1-0-0 0 2 37 35 2.00 .946

ALL-TIME SEASON SERIES RECORDS

YEAR	OVERALL	HOME	ROAD	YEAR	OVERALL	HOME	ROAD	YEAR	OVERALL	HOME	ROAD
2000-01	0-0-1-0	0-0-0-0	0-0-1-0	2003-04	0-0-1-0	0-0-0-0	0-0-1-0	2007-08	1-0-0	1-0-0	0-0-0
2001-02	2-0-0-0	1-0-0-0	1-0-0-0	2005-06	Did Not Play	Northwest Div Teams		2008-09	0-1-0	0-0-0	0-1-0
2002-03	1-1-0-0	1-0-0-0	0-1-0-0	2006-07	0-1-0	0-0-0	0-1-0				

ALL-TIME SEASON GAME RESULTS (*Overtime **Shootout)

12/13/2000	T	1-1*	at MIN	2/29/2004	T	3-3*	at MIN
10/24/2001	W	7-3	at MIN	2/10/2007	L	4-5	at MIN
1/15/2002	W	2-0	MIN	3/6/2008	W	3-2	MIN
12/15/2002	L	1-2	at MIN	12/23/2008	L	2-3	at MIN
3/7/2003	W	1-0	MIN				



NASHVILLE PREDATORS

2009-10 SCHEDULE

1/7/2010 at NSH 8 p.m.

HURRICANES vs. NASHVILLE

ALL-TIME: GP: 12 4-6-1-1 GF: 28 GA: 32
 at home: GP: 6 3-1-1-1 GF: 19 GA: 17
 on road: GP: 6 1-5-0 GF: 9 GA: 15
 in overtime: GP: 3 1-1-1

Chairman and governor David Freeman
 President of hockey operations/General manager David Poile
 Head coach Barry Trotz
 Associate coach Brent Peterson
 Assistant coach Peter Horachek
 Goaltending coach Mitch Korn
 Senior vice president/communications & development Gerry Helper
 Communications manager Tim Darling
 Communications coordinator Kevin Wilson
 General office (615) 770-2300

Inaugural season 1998-99
 Stanley Cup titles None
 Home ice Sommet Center (1996)
 Building capacity 17,113
 2008-09 record 40-34-8
 AHL affiliate Milwaukee Admirals

2008-09 SERIES RECAP

PREDATORS WIN SEASON SERIES: 1-0-0

At CAROLINA HURRICANES	Attend	Goaltenders	Winning Goal	At NASHVILLE PREDATORS	Attend	Goaltenders	Winning Goal
23 Nov '08 Hurricanes 2 Predators 5	13,042	Ward-Ellis	Shea Weber	None			

SERIES STATISTICS

HURRICANES SPECIALTY TEAMS		PREDATORS SPECIALTY TEAMS	
Power Play.....0-8.....0.0%	Penalty Killing.....4-5.....80.0%	Power Play.....1-5.....20.0%	Penalty Killing.....8-8.....100.0%

GOALTENDING

HURRICANES	GP	Min	W-L-OT	SO	GA	SA	SV	GAA	SV%	PREDATORS	GP	Min	W-L-OT	SO	GA	SA	SV	GAA	SV%
Cam Ward	1	60	0-1-0	0	5	30	25	5.00	.833	Dan Ellis	1	59	1-0-0	0	2	26	24	2.02	.923

ALL-TIME SEASON SERIES RECORDS

YEAR	OVERALL	HOME	ROAD	YEAR	OVERALL	HOME	ROAD	YEAR	OVERALL	HOME	ROAD
1998-99	1-1-0	1-0-0	0-1-0	2002-03	1-0-0-0	0-0-0-0	1-0-0-0	2007-08	0-1-0	0-0-0	0-1-0
1999-00	1-1-0-0	1-0-0-0	0-1-0-0	2003-04	0-0-0-1	0-0-0-1	0-0-0-0	2008-09	0-1-0	0-0-0	0-1-0
2000-01	0-2-0-0	0-1-0-0	0-1-0-0	2005-06	1-0-0	1-0-0	0-0-0				
2001-02	0-0-1-0	0-0-1-0	0-0-0-0	2006-07	Did Not Play		Central Div Teams				

ALL-TIME SEASON GAME RESULTS (*Overtime **Shootout)

10/13/1998 L 2-3 at NSH	1/23/2002 T 2-2* NSH
1/2/1999 W 4-1 NSH	12/3/2002 W 2-1 at NSH
12/28/1999 L 2-3 at NSH	12/3/2003 OTL 1-2* NSH
3/29/2000 W 3-1 NSH	1/13/2006 W 5-4* NSH
10/14/2000 L 1-2 at NSH	2/5/2008 L 0-1 at NSH
11/26/2000 L 4-7 NSH	11/23/2008 L 2-5 at NSH



NEW JERSEY DEVILS

2009-10 SCHEDULE

10/17/2009.....	at NJ.....	7 p.m.
12/9/2009.....	at NJ.....	7 p.m.
2/13/2010.....	at CAR.....	7 p.m.
4/3/2010.....	at CAR.....	7 p.m.

HURRICANES vs. NEW JERSEY

ALL-TIME:.....	GP: 105.....	41-49-14-1.....	GF: 317.....	GA: 334
at home:.....	GP: 52.....	22-21-9.....	GF: 156.....	GA: 153
on road:.....	GP: 53.....	19-28-5-1.....	GF: 161.....	GA: 181
in overtime:.....	GP: 20.....	4-6-10.....		

Chairman and managing partner..... Jeff Vanderbeek
 CEO/President/General manager..... Lou Lamoriello
 Head coach..... Jacques Lemaire
 Assistant coaches..... Mario Tremblay, Tommy Albelin
 Goaltending coach..... Jacques Caron
 Senior vice president, communications..... Mike Levine
 Senior director, communications..... Jeff Altstadter
 Assistant director, communications..... Pete Albiez
 General office..... (973) 757-6100

SERIES RECORDS

Winning streak.....	5.....	12/26/1984-12/21/1985
Losing streak.....	4 (2x).....	Last: 11/19/1998-2/13/1999
Unbeaten streak.....	5 (2x).....	Last: 12/26/1984-12/21/1985
Goals scored.....	8.....	1/27/1989 (W, 8-6)
Goals allowed.....	8.....	11/22/1991 (L, 2-8)
Goals, both teams.....	14.....	1/27/1989 (W, 8-6)
Current CAR streak.....	1 loss	
Current NJ streak.....	1 win	

Inaugural season..... 1974-75 (Kansas City); 1976-1977 (Colorado);
 1982-83 (New Jersey)
 Stanley Cup titles..... 3 (1995, 2000, 2003)
 Home ice..... Prudential Center (2007)
 Building capacity..... 17,625
 2008-09 record..... 51-27-4
 AHL affiliate..... Lowell Devils

LAST TRANSACTION

12/19/1995 Acquired Jim Dowd and NJ's 1995 second-round pick (later traded to CGY in Steve Chiasson trade; 51st overall - Dimitri Kokorev) in exchange for Jocelyn Lemieux and CAR's 1998 second-round pick (later traded to Dallas; 39th overall - John Erskine).

2008-09 SERIES RECAP

HURRICANES WIN SEASON SERIES: 3-1-0

At CAROLINA HURRICANES	Attend	Goaltenders	Winning Goal
18 Mar '09 Hurricanes 4 Devils 2	18,544	Ward-Weekes	Anton Babchuk
06 Jan '09 Hurricanes 3 Devils 2	15,399	Ward-Clemmensen	Tuomo Ruutu

At NEW JERSEY DEVILS	Attend	Goaltenders	Winning Goal
11 Apr '09 Hurricanes 2 Devils 3	17,625	Leighton-Brodeur	Dainius Zubrus
28 Mar '09 Hurricanes 2 Devils 1	17,018	Ward-Brodeur	Tuomo Ruutu

SERIES STATISTICS

HURRICANES SPECIALTY TEAMS		DEVILS SPECIALTY TEAMS	
Power Play.....	7-16..... 43.8%	Power Play.....	3-14..... 21.4%
Penalty Killing.....	11-14..... 78.6%	Penalty Killing.....	9-16..... 56.2%

HURRICANES LEADING SCORER						DEVILS LEADING SCORERS							
	GP	G	A	TP	+/-	PM		GP	G	A	TP	+/-	PM
Rod Brind'Amour	4	0	6	6	2	0	Patrik Elias	4	2	2	4	3	0
							Brian Rolston	4	0	4	4	1	0

GOALTENDING

HURRICANES	GP	Min	W-L-OT	SO	GA	SA	SV	GAA	SV%
Cam Ward	3	180	3-0-0	0	5	103	98	1.67	.951
Michael Leighton	1	59	0-1-0	0	3	35	32	3.04	.914

DEVILS	GP	Min	W-L-OT	SO	GA	SA	SV	GAA	SV%
Martin Brodeur	2	118	1-1-0	0	4	73	69	2.03	.945
Scott Clemmensen	1	56	0-1-0	0	3	28	25	3.21	.893
Kevin Weekes	1	60	0-1-0	0	4	32	28	4.02	.875

ALL-TIME SEASON SERIES RECORDS

YEAR	OVERALL	HOME	ROAD	YEAR	OVERALL	HOME	ROAD	YEAR	OVERALL	HOME	ROAD
1979-80	2-1-1	1-0-1	1-1-0	1989-90	2-1-0	1-1-0	1-0-0	1999-00	2-2-0-0	1-1-0-0	1-1-0-0
1980-81	2-1-1	2-0-0	0-1-1	1990-91	2-1-0	1-0-0	1-1-0	2000-01	1-1-1-1	1-0-1-0	0-1-0-1
1981-82	0-2-1	0-2-0	0-0-1	1991-92	0-3-0	0-1-0	0-2-0	2001-02	1-2-1-0	0-2-0-0	1-0-1-0
1982-83	2-1-0	1-0-0	1-1-0	1992-93	1-3-0	0-2-0	1-1-0	2002-03	2-2-0-0	1-1-0-0	1-1-0-0
1983-84	1-1-1	1-0-1	0-1-0	1993-94	1-2-1	1-0-1	0-2-0	2003-04	1-3-0-0	0-2-0-0	1-1-0-0
1984-85	3-0-0	1-0-0	2-0-0	1994-95	0-1-2	0-0-1	0-1-1	2005-06	2-1-1	1-0-1	1-1-0
1985-86	2-1-0	1-1-0	1-0-0	1995-96	1-2-1	0-1-1	1-1-0	2006-07	1-2-1	0-2-0	1-0-1
1986-87	1-1-1	0-0-1	1-1-0	1996-97	1-3-0	1-1-0	0-2-0	2007-08	1-3-0	1-1-0	0-2-0
1987-88	1-1-1	1-0-1	0-1-0	1997-98	2-2-0	1-1-0	1-1-0	2008-09	3-1-0	2-0-0	1-1-0
1988-89	2-1-0	1-0-0	1-1-0	1998-99	1-4-0	1-2-0	0-2-0				

ALL-TIME SEASON GAME RESULTS (*Overtime **Shootout)

11/6/1979 W 7-2 at NJ (COL)	12/21/1985 W 7-6 NJ	10/28/1992 L 3-4* NJ	4/1/1998 W 4-0 at NJ	1/18/2003 L 2-5 at NJ
12/15/1979 L 5-6 at NJ (COL)	2/9/1986 L 3-6 NJ	12/27/1992 L 2-6 at NJ	11/19/1998 L 2-3* at NJ	10/11/2003 L 1-2 NJ
2/8/1980 T 4-4 NJ (COL)	1/12/1987 L 5-7 at NJ	3/3/1993 L 4-7 NJ	11/22/1998 L 2-5 NJ	1/21/2004 W 2-1 at NJ
3/15/1980 W 4-1 NJ (COL)	2/18/1987 W 6-3 at NJ	12/22/1993 W 6-3 NJ	2/3/1999 L 1-4 NJ	2/14/2004 L 1-4 at NJ
10/22/1980 W 3-0 NJ (COL)	3/1/1987 T 5-5* NJ	12/28/1993 L 2-4 at NJ	2/13/1999 L 4-6 at NJ	3/6/2004 L 1-4 NJ
11/6/1980 T 3-3 at NJ (COL)	10/14/1987 L 1-3 at NJ	2/26/1994 T 1-1* NJ	4/6/1999 W 4-2 NJ	10/15/2005 W 6-1 at NJ
1/28/1981 W 6-3 NJ (COL)	10/17/1987 W 4-3* NJ	3/10/1994 L 0-4 at NJ	10/29/1999 L 2-4 NJ	12/17/2005 W 4-1 NJ
3/3/1981 L 4-5 at NJ (COL)	1/2/1988 T 1-1* NJ	1/22/1995 T 2-2* NJ	1/17/2000 L 2-5 at NJ	2/3/2006 L 0-3 at NJ
12/12/1981 L 2-4 NJ (COL)	10/28/1988 L 3-5 at NJ	3/16/1995 T 2-2* at NJ	1/28/2000 W 4-3* NJ	4/11/2006 OT 3-4* NJ
2/5/1982 T 4-4 at NJ (COL)	10/29/1988 W 3-0 NJ	4/16/1995 L 2-3 at NJ	3/21/2000 W 5-0 at NJ	10/6/2006 L 0-4 NJ
3/14/1982 L 3-4 NJ (COL)	1/27/1989 W 8-6 at NJ	11/14/1995 L 0-1 at NJ	10/27/2000 T 3-3* NJ	11/7/2006 OT 2-3** at NJ
12/3/1982 L 4-5 at NJ	10/14/1989 L 2-3 NJ	1/27/1996 T 4-4* NJ	11/18/2000 OTL 2-3* at NJ	3/15/2007 L 2-3 NJ
1/15/1983 W 2-1 NJ	10/26/1989 W 7-3 at NJ	4/4/1996 W 1-0 at NJ	2/23/2001 W 3-2 NJ	3/17/2007 W 7-2 at NJ
3/10/1983 W 3-0 at NJ	12/9/1989 W 7-3 NJ	4/6/1996 L 3-6 NJ	3/2/2001 L 7-3 at NJ	1/10/2008 L 1-4 NJ
11/2/1983 W 5-4 NJ	11/15/1990 W 4-2 at NJ	10/19/1996 W 6-2 NJ	1/5/2002 L 1-2 NJ	2/9/2008 L 1-6 at NJ
1/17/1984 T 3-3* NJ	3/16/1991 W 6-2 NJ	2/12/1997 L 3-2 NJ	1/19/2002 T 3-1* at NJ	2/18/2008 L 1-5 at NJ
2/16/1984 L 5-6* at NJ	3/27/1991 L 3-4* at NJ	2/13/1997 L 4-0 at NJ	3/23/2002 W 4-2 at NJ	2/26/2008 W 2-1* NJ
12/26/1984 W 5-3 NJ	11/22/1991 L 2-8 at NJ	3/13/1997 L 0-6 at NJ	4/3/2002 L 2-3 NJ	1/6/2009 W 3-2 NJ
2/14/1985 W 4-0 at NJ	12/19/1991 L 1-4 NJ	10/10/1997 W 2-1 NJ	10/19/2002 W 3-1 NJ	3/18/2009 W 4-2 NJ
3/1/1985 W 4-1 at NJ	2/15/1992 L 1-4 at NJ	2/28/1998 L 3-4 at NJ	10/29/2002 W 2-1 at NJ	3/28/2009 W 2-1 at NJ
10/17/1985 W 4-3* at NJ	10/20/1992 W 5-4 at NJ	3/12/1998 L 0-2 NJ	1/17/2003 L 1-2 NJ	4/11/2009 L 2-3 at NJ



NEW YORK ISLANDERS

2009-10 SCHEDULE

10/21/2009.....at NYI 7 p.m.
 11/13/2009.....at CAR 7 p.m.
 1/28/2010.....at CAR 7 p.m.
 2/6/2010.....at NYI 7 p.m.

HURRICANES vs. NY ISLANDERS

ALL-TIME:..... GP: 105 52-41-10-2 GF: 339 GA: 322
 at home:..... GP: 53 27-20-5-1 GF: 187 GA: 169
 on road:..... GP: 52 25-21-5-1 GF: 152 GA: 153
 in overtime:..... GP: 14 4-4-6

Owner & governor.....Charles B. Wang
 General manager.....Garth Snow
 Head coach.....Scott Gordon
 Assistant coaches.....Dean Chynoweth, Scott Allen
 Goaltending coach.....Mike Dunham
 Vice president of communications.....Josh Bernstein
 Director of communications.....Seth Sylvan
 Communications manager.....Kimber Auerbach
 General office.....(516) 501-6700

SERIES RECORDS

Winning streak.....6.....11/5/1998-10/30/1999
 Losing streak.....4.....2/14/1982-1/18/1983
 Unbeaten streak.....8.....3/14/1995-10/30/1996
 Goals scored.....9.....4/7/2009 (W, 9-0)
 Goals allowed.....9.....2/14/1982 (L, 1-9)
 Goals, both teams.....13.....2/28/1993 (L, 6-7 OT)
 Current CAR streak.....4 wins
 Current NYI streak.....4 losses

Inaugural season.....1972-73
 Stanley Cup titles.....4 (1980, 1981, 1982, 1983)
 Home ice.....Nassau Veterans Memorial Coliseum (1972)
 Building capacity.....16,234
 2008-09 record.....26-47-9
 AHL affiliate.....Bridgeport Sound Tigers

LAST TRANSACTION

3/18/1997 Acquired Derek King for CAR's 1997 fifth-round pick (115th overall - Adam Edinger)

2008-09 SERIES RECAP

ISLANDERS WIN SEASON SERIES: 2-1-1 (HURRICANES: 2-2-0)

At CAROLINA HURRICANES Attend Goaltenders Winning Goal
 07 Apr '09 Hurricanes 9 Islanders 0 18,680 Ward-MacDonald/Danis Dennis Seidenberg
 20 Mar '09 Hurricanes 5 Islanders 4 18,137 Ward-Mannino Chad LaRose

At NEW YORK ISLANDERS Attend Goaltenders Winning Goal
 19 Feb '09 Hurricanes 6 Islanders 2 11,802 Ward-MacDonald Eric Staal
 25 Oct '08 Hurricanes 4 Islanders 3 11,219 Ward-Dipietro/MacDonald Chad LaRose

SERIES STATISTICS

HURRICANES SPECIALTY TEAMS ISLANDERS SPECIALTY TEAMS
 Power Play.....5-21.....23.8% Power Play.....3-15.....20.0%
 Penalty Killing.....12-15.....80.0% Penalty Killing.....16-21.....76.2%

HURRICANES LEADING SCORER

Eric Staal GP G A TP +/- PM
 4 6 1 7 9 0

ISLANDERS LEADING SCORERS

Mark Streit GP G A TP +/- PM
 4 2 1 3 -3 4
 Andy Hilbert 3 0 3 3 -1 0

GOALTENDING

HURRICANES GP Min W-L-OT SO GA SA SV GAA SV%
 Cam Ward 4 240 4-0-0 1 9 128 119 2.25 .930

ISLANDERS GP Min W-L-OT SO GA SA SV GAA SV%
 Peter Mannino 1 60 0-1-0 0 5 37 32 5.01 .865
 Joey MacDonald 3 139 0-2-0 0 14 93 79 6.02 .849
 Rick Dipietro 1 20 0-0-0 0 2 12 10 6.02 .833
 Yann Danis 1 20 0-1-0 0 3 10 7 9.00 .700

ALL-TIME SEASON SERIES RECORDS

YEAR	OVERALL	HOME	ROAD	YEAR	OVERALL	HOME	ROAD	YEAR	OVERALL	HOME	ROAD
1979-80	1-3-0	1-1-0	0-2-0	1989-90	2-1-0	1-1-0	1-0-0	1999-00	3-1-0-0	1-1-0-0	2-0-0-0
1980-81	0-2-2	0-0-2	0-2-0	1990-91	0-2-1	0-1-0	0-1-1	2001-02	1-1-0-2	0-1-0-1	1-0-0-1
1981-82	0-2-1	0-1-1	0-1-0	1991-92	1-2-0	1-1-0	0-1-0	2002-03	2-2-0-0	1-1-0-0	1-1-0-0
1982-83	1-2-0	0-1-0	1-1-0	1992-93	1-2-1	1-1-0	0-1-1	2003-04	2-2-0-0	0-2-0-0	2-0-0-0
1983-84	2-1-0	2-0-0	0-1-0	1993-94	2-1-1	1-0-1	1-1-0	2005-06	3-1-0	2-0-0	1-1-0
1984-85	1-1-1	0-1-0	1-0-1	1994-95	2-1-0	2-0-0	0-1-0	2006-07	2-1-1	2-0-0	0-1-1
1985-86	1-2-0	0-2-0	1-0-0	1995-96	3-0-1	2-0-0	1-0-1	2007-08	2-2-0	0-2-0	2-0-0
1986-87	2-1-0	1-0-0	1-1-0	1996-97	1-2-1	0-1-1	1-1-0	2008-09	4-0-0	2-0-0	2-0-0
1987-88	1-2-0	1-1-0	0-1-0	1997-98	2-2-0	1-1-0	1-1-0				
1988-89	2-1-0	1-0-0	1-1-0	1998-99	5-0-0	2-0-0	3-0-0				

ALL-TIME SEASON GAME RESULTS (*Overtime **Shootout)

10/20/1979	L	1-6	at NYI	12/26/1985	W	4-3	at NYI	2/28/1993	L	6-7*	NYI	1/30/1998	L	0-2	at NYI	4/6/2003	L	1-2	NYI
10/26/1979	L	1-2	NYI	3/13/1986	L	2-3	NYI	4/13/1993	T	3-3*	at NYI	11/5/1998	W	6-3	at NYI	11/26/2003	W	2-0	at NYI
1/26/1980	L	2-3	at NYI	11/5/1986	W	3-2	NYI	4/14/1993	W	5-4*	NYI	11/28/1998	W	3-1	at NYI	1/23/2004	L	2-3	NYI
2/3/1980	W	5-3	NYI	11/22/1986	W	6-3	at NYI	11/6/1993	L	3-5	at NYI	2/21/1999	W	4-1	NYI	3/27/2004	W	3-2	at NYI
10/19/1980	T	3-3	NYI	1/31/1987	L	2-4	at NYI	1/1/1994	W	4-3	at NYI	3/24/1999	W	2-1	NYI	4/2/2004	L	4-6	NYI
11/20/1980	L	0-5	at NYI	1/21/1988	W	4-3	NYI	1/8/1994	W	6-0	NYI	4/10/1999	W	6-1	at NYI	10/8/2005	L	2-3	at NYI
12/27/1980	T	5-5	NYI	2/20/1988	L	0-3	at NYI	4/6/1994	T	3-3*	NYI	10/30/1999	W	4-0	at NYI	1/6/2006	W	4-1	NYI
1/3/1981	L	1-8	at NYI	2/21/1988	L	2-7	NYI	3/7/1995	L	1-3	at NYI	11/10/1999	L	0-2	NYI	1/7/2006	W	3-0	at NYI
10/29/1981	T	6-6	NYI	2/4/1989	L	3-5	at NYI	3/14/1995	W	6-4	NYI	2/8/2000	W	4-3	at NYI	1/19/2006	W	4-3	NYI
2/14/1982	L	1-9	NYI	2/28/1989	W	3-1	at NYI	3/25/1995	W	5-1	NYI	3/26/2000	W	4-1	NYI	10/21/2006	OT	3-4*	at NYI
3/27/1982	L	4-5	at NYI	3/14/1989	W	8-2	NYI	12/6/1995	W	7-4	NYI	12/19/2000	L	1-2	at NYI	12/22/2006	L	2-4	at NYI
12/26/1982	L	2-3	NYI	12/6/1989	L	3-4	NYI	12/16/1995	T	3-3*	at NYI	1/7/2001	W	5-2	NYI	12/22/2006	W	5-1	NYI
1/18/1983	L	1-8	at NYI	1/23/1990	W	4-2	NYI	1/17/1996	W	6-3	at NYI	3/1/2001	W	3-1	at NYI	1/6/2007	W	4-2	NYI
2/12/1983	W	4-2	at NYI	3/6/1990	W	4-2	at NYI	3/30/1996	W	3-1	NYI	3/18/2001	W	2-1	NYI	10/27/2007	W	8-3	at NYI
11/15/1983	L	4-6	at NYI	12/20/1990	L	2-4	at NYI	10/17/1996	W	3-1	at NYI	10/17/2001	L	0-4	NYI	12/31/2007	L	1-4	NYI
1/5/1984	W	4-2	NYI	1/29/1991	L	1-8	NYI	10/30/1996	T	2-2*	at NYI	10/18/2001	OTL	1-2*	at NYI	1/21/2008	W	3-2*	at NYI
3/18/1984	W	5-4	NYI	2/3/1991	T	1-1*	at NYI	1/24/1997	L	5-2	NYI	10/26/2001	OTL	2-3*	at NYI	1/22/2008	L	3-6	NYI
12/8/1984	W	4-3	at NYI	12/17/1991	L	2-4	NYI	4/11/1997	L	6-4	at NYI	4/8/2002	W	2-1	at NYI	10/25/2008	W	4-3	at NYI
12/21/1984	L	0-1	NYI	12/29/1991	W	6-4	NYI	11/7/1997	L	2-3	NYI	10/22/2002	W	4-1	at NYI	2/19/2009	W	6-2	at NYI
2/16/1985	T	4-4*	at NYI	1/9/1992	L	1-2	at NYI	12/3/1997	W	5-3	NYI	10/30/2002	W	4-2	NYI	3/20/2009	W	5-4	NYI
12/23/1985	L	3-6	NYI	10/24/1992	L	2-4	at NYI	1/10/1998	W	2-1*	at NYI	12/28/2002	L	0-3	at NYI	4/7/2009	W	9-0	NYI



NEW YORK RANGERS

2009-10 SCHEDULE

12/21/2009.....	at CAR.....	7 p.m.
12/31/2009.....	at CAR.....	8 p.m.
1/2/2010.....	at NYR.....	1 p.m.
1/27/2010.....	at NYR.....	7 p.m.

HURRICANES vs. NY RANGERS

ALL-TIME:.....	GP: 104.....	46-49-9.....	GF: 301.....	GA: 344.....
at home:.....	GP: 51.....	30-18-3.....	GF: 170.....	GA: 153.....
on road:.....	GP: 53.....	16-31-6.....	GF: 131.....	GA: 191.....
in overtime:.....	GP: 12.....	5-1-6.....		

Chairman, Madison Square Garden..... James L. Nolan
 President and general manager..... Glen Sather
 Head coach..... John Tortorella
 Assistant coaches..... Benoit Allaire, Mike Sullivan
 Vice president, public relations and player recruitment..... John Rosasco
 Director, public relations..... Brendan McIntyre
 Manager, public relations..... Lauren Buchman
 General office..... (212) 465-6486

Inaugural season..... 1926-27
 Stanley Cup titles..... 4 (1928, 1933, 1940, 1994)
 Home ice..... Madison Square Garden (1968)
 Building capacity..... 18,200
 2008-09 record..... 43-30-9
 AHL affiliate..... Hartford Wolf Pack

SERIES RECORDS

Winning streak.....	4.....	1/24/2001-11/2/2001
Losing streak.....	4.....	10/9/2002-1/8/2003
Unbeaten streak.....	5.....	10/11/1984-1/20/1986
Goals scored.....	8.....	10/12/1985 (W, 8-2)
Goals allowed.....	11.....	2/11/1983 (L, 3-11)
Goals, both teams.....	14.....	2/11/1983 (L, 3-11)
Current CAR streak.....		2 wins
Current NYR streak.....		2 losses

LAST TRANSACTION

7/17/2007 CAR acquired Matt Cullen for Andrew Hutchinson, Joe Barnes and CAR's 2008 third-round pick (75th overall - Evgeny Grachev)

2008-09 SERIES RECAP

HURRICANES WIN SEASON SERIES 2-1-1 (RANGERS: 2-2-0)

At CAROLINA HURRICANES	Attend	Goaltenders	Winning Goal
02 Apr '09 Hurricanes 4 Rangers 2	18,680	Ward-Lundqvist	Chad LaRose
09 Mar '09 Hurricanes 3 Rangers 0	17,826	Ward-Valiquette	Joseph Corvo

At NEW YORK RANGERS	Attend	Goaltenders	Winning Goal
27 Jan '09 Hurricanes 2 Rangers 3	18,200	Ward-Valiquette	Brandon Dubinsky
13 Dec '08 Hurricanes 2 Rangers 3 (SO)	18,200	Ward-Lundqvist	Chris Drury

SERIES STATISTICS

HURRICANES SPECIALTY TEAMS		RANGERS SPECIALTY TEAMS	
Power Play.....	2-24.....8.3%	Power Play.....	2-18.....11.1%
Penalty Killing.....	16-18.....88.9%	Penalty Killing.....	22-24.....91.7%

HURRICANES LEADING SCORERS

	GP	G	A	TP	+/-	PM
Rod Brind'Amour	4	2	3	5	2	2
Ray Whitney	4	1	4	5	3	4

RANGERS LEADING SCORER

	GP	G	A	TP	+/-	PM
Scott Gomez	4	1	3	4	1	8

GOALTENDING

HURRICANES	GP	Min	W-L-OT	SO	GA	SA	SV	GAA	SV%
Cam Ward	4	244	2-1-1	1	7	126	119	1.72	.944

RANGERS	GP	Min	W-L-OT	SO	GA	SA	SV	GAA	SV%
Stephen Valiquette	2	118	1-1-0	0	4	70	66	2.04	.943
Henrik Lundqvist	2	122	1-1-0	0	6	54	48	2.94	.889

ALL-TIME SEASON SERIES RECORDS

YEAR	OVERALL	HOME	ROAD	YEAR	OVERALL	HOME	ROAD	YEAR	OVERALL	HOME	ROAD
1979-80	1-2-1	1-1-0	0-1-1	1989-90	1-2-0	1-1-0	0-1-0	1999-00	1-3-0-0	1-1-0-0	0-2-0-0
1980-81	1-3-0	1-1-0	0-2-0	1990-91	1-2-0	1-0-0	0-2-0	2000-01	3-1-0-0	1-1-0-0	2-0-0-0
1981-82	1-1-1	0-1-1	1-0-0	1991-92	1-2-0	1-1-0	0-1-0	2001-02	3-1-0-0	2-0-0-0	1-1-0-0
1982-83	1-2-0	1-0-0	0-2-0	1992-93	1-1-1	0-0-1	1-1-0	2002-03	0-4-0-0	0-2-0-0	0-2-0-0
1983-84	2-1-0	2-0-0	0-1-0	1993-94	1-3-0	1-1-0	0-2-0	2003-04	2-1-1-0	2-0-0-0	0-1-1-0
1984-85	1-0-2	0-0-1	1-0-1	1994-95	1-2-0	0-1-0	1-1-0	2005-06	3-1-0	2-0-0	1-1-0
1985-86	2-1-0	1-1-0	1-0-0	1995-96	2-1-1	1-1-0	1-0-1	2006-07	1-2-1	1-1-0	0-1-1
1986-87	3-0-0	1-0-0	2-0-0	1996-97	2-2-0	2-0-0	0-2-0	2007-08	2-2-0	1-1-0	1-1-0
1987-88	1-2-0	1-1-0	0-1-0	1997-98	1-3-0	1-1-0	0-2-0	2008-09	2-1-1	2-0-0	0-1-1
1988-89	2-1-0	1-0-0	1-1-0	1998-99	3-2-0	1-1-0	2-1-0				

ALL-TIME SEASON GAME RESULTS (*Overtime **Shootout)

10/28/1979 T 2-2 at NYR	1/20/1986 W 5-0 at NYR	12/19/1992 T 4-4* NYR	10/30/1998 L 0-1 at NYR	10/18/2003 T 2-2* at NYR
12/7/1979 L 4-7 NYR	2/1/1986 L 1-3 NYR	4/5/1993 W 5-4 at NYR	12/23/1998 W 1-0 at NYR	10/30/2003 L 1-4 at NYR
1/7/1980 L 2-5 at NYR	12/21/1986 W 4-3* at NYR	10/30/1993 L 1-4 NYR	12/26/1998 L 3-6 NYR	11/6/2003 W 6-3 NYR
2/18/1980 W 6-4 NYR	3/18/1987 W 5-3 at NYR	12/15/1993 L 2-5 at NYR	1/28/1999 W 3-2* NYR	1/8/2004 W 3-2 NYR
11/16/1980 L 3-7 at NYR	4/4/1987 W 5-3 NYR	2/19/1994 W 4-2 NYR	2/12/1999 W 3-1 at NYR	11/17/2005 W 5-1 NYR
2/22/1981 W 6-5 NYR	10/10/1987 L 2-6 NYR	3/16/1994 L 0-4 at NYR	10/8/1999 L 1-3 at NYR	11/19/2005 L 3-4 at NYR
3/14/1981 L 2-6 at NYR	3/5/1988 W 3-1 NYR	2/24/1995 W 2-1 at NYR	1/9/2000 W 1-0 NYR	3/6/2006 W 2-1 at NYR
3/21/1981 L 4-6 NYR	3/20/1988 L 1-2 at NYR	3/1/1995 L 2-5 NYR	1/18/2000 L 2-3 at NYR	3/14/2006 W 5-3 NYR
12/6/1981 W 5-3 at NYR	10/12/1988 W 4-3 at NYR	4/20/1995 L 2-3 at NYR	1/20/2000 L 1-4 NYR	11/15/2006 W 2-1 NYR
2/13/1982 L 2-3 NYR	12/8/1988 W 5-4 NYR	10/7/1995 W 2-0 NYR	12/27/2000 W 4-3 NYR	11/21/2006 L 0-4 at NYR
4/3/1982 T 3-3 NYR	1/2/1989 L 4-5 at NYR	10/16/1995 W 7-5 at NYR	1/22/2001 L 2-5 NYR	2/15/2007 L 1-4 NYR
12/1/1982 L 1-6 at NYR	10/19/1989 L 3-7 at NYR	11/11/1995 L 1-4 NYR	1/24/2001 W 3-2 at NYR	3/11/2007 L 1-2** at NYR
12/4/1982 W 5-2 NYR	11/18/1989 L 2-3 NYR	12/22/1995 T 3-3* at NYR	4/4/2001 W 3-1 at NYR	12/3/2007 W 4-0 at NYR
2/23/1983 L 3-11 at NYR	3/3/1990 W 6-4 NYR	12/16/1996 L 5-2 at NYR	10/5/2001 W 3-1 NYR	12/26/2007 L 2-4 at NYR
11/26/1983 W 4-3* NYR	10/6/1990 W 5-4 NYR	2/5/1997 L 5-2 at NYR	11/2/2001 W 3-2 NYR	1/29/2008 W 3-1 NYR
3/31/1984 W 5-3 NYR	1/13/1991 L 3-4 at NYR	2/21/1997 W 7-2 NYR	11/29/2001 L 0-5 at NYR	2/28/2008 L 2-4 NYR
4/1/1984 L 0-2 at NYR	2/15/1991 L 3-5 at NYR	3/29/1997 W 2-1 NYR	12/10/2001 W 4-3* at NYR	12/13/2008 OT 2-3** at NYR
10/11/1984 T 4-4* at NYR	10/12/1991 W 5-2 NYR	10/20/1997 L 2-4 at NYR	10/9/2002 L 1-4 NYR	1/27/2009 L 2-3 at NYR
2/9/1985 T 2-2 NYR	12/14/1991 L 2-6 NYR	11/21/1997 L 3-4 NYR	11/25/2002 L 1-3 at NYR	3/9/2009 W 3-0 NYR
2/21/1985 W 4-3* at NYR	3/1/1992 L 4-9 at NYR	1/6/1998 L 2-4 at NYR	12/31/2002 L 0-2 NYR	4/2/2009 W 4-2 NYR
10/12/1985 W 8-2 NYR	10/12/1992 L 2-6 at NYR	3/26/1998 W 4-1 NYR	1/8/2003 L 1-5 at NYR	



OTTAWA SENATORS

2009-10 SCHEDULE

12/12/2009..... at OTT 7 p.m.
 1/10/2010..... at CAR 5 p.m.
 3/4/2010..... at CAR 7 p.m.
 4/1/2010..... at OTT 7:30 p.m.

HURRICANES vs. OTTAWA

ALL-TIME: GP: 72.....36-28-8 GF: 193 GA: 198
 at home: GP: 35..... 20-11-4 GF: 99 GA: 89
 on road: GP: 37..... 16-17-4 GF: 94 GA: 109
 in overtime: GP: 12.....4-0-8

Owner, governor & chairman.....Eugene Melnyk
 Executive vice president and general manager..... Bryan Murray
 Head coach.....Cory Clouston
 Assistant coach.....Greg Carvel
 Goaltending coach.....Eli Wilson
 Vice president, communications.....Phil Legault
 Manager, communications.....Brian Morris
 Coordinator, communications.....Chris Moore
 General office.....(613) 599-0250

Inaugural season1992-93
 Stanley Cup titlesNone
 Home ice Scotiabank Place (1996)
 Building capacity19,153
 2008-09 record36-35-11
 AHL affiliate.....Binghamton Senators

2008-09 SERIES RECAP

SEASON SERIES TIED: 2-2-0

At CAROLINA HURRICANES Attend Goaltenders Winning Goal
 25 Mar '09 Hurricanes 2 Senators 1 17,146 Ward-Elliott Anton Babchuk
 07 Nov '08 Hurricanes 2 Senators 1 15,206 Leighton-Gerber Joseph Corvo

SERIES STATISTICS

HURRICANES SPECIALTY TEAMS SENATORS SPECIALTY TEAMS
 Power Play.....4-1723.5% Power Play.....1-137.7%
 Penalty Killing.....12-1392.3% Penalty Killing.....13-1776.5%

GOALTENDING

HURRICANES	GP	Min	W-L-OT	SO	GA	SA	SV	GAA	SV%
Michael Leighton	2	98	1-0-0	0	2	36	34	1.22	.944
Cam Ward	3	140	1-2-0	0	9	71	62	3.86	.873

SERIES RECORDS

Winning streak64/3/1993-12/26/1993
 Losing streak3 (5x) Last: 11/28/2006-2/28/2007
 Unbeaten streak114/3/1993-4/12/1995
 Goals scored74/3/1993 (W, 7-3)
 Goals allowed6 (5x) Last: 12/12/2007 (L, 0-6)
 Goals, both teams113/8/2003 (L, 5-6)
 Current CAR streak.....1 win
 Current OTT streak.....1 loss

LAST TRANSACTION

2/11/2008 CAR acquired Joe Corvo and Patrick Eaves in exchange for Mike Commodore and Cory Stillman

At OTTAWA SENATORS Attend Goaltenders Winning Goal
 24 Feb '09 Hurricanes 2 Senators 4 16,541 Leighton/Ward-Auld Mike Comrie
 13 Jan '09 Hurricanes 1 Senators 5 18,512 Ward-Elliott Dean McAmmond

HURRICANES LEADING SCORERS

	GP	G	A	TP	+/-	PM
Joseph Corvo	4	2	2	4	-1	0
Rod Brind'Amour	4	1	3	4	1	2

SENATORS LEADING SCORERS

	GP	G	A	TP	+/-	PM
Antoine Vermette	3	1	3	4	2	6
Daniel Alfredsson	4	0	4	4	4	0

SENATORS

	GP	Min	W-L-OT	SO	GA	SA	SV	GAA	SV%
Alex Auld	1	60	1-0-0	0	2	43	41	2.01	.953
Brian Elliott	2	118	1-1-0	0	3	54	51	1.52	.944
Martin Gerber	1	59	0-1-0	0	2	30	28	2.04	.933

ALL-TIME SEASON SERIES RECORDS

YEAR	OVERALL	HOME	ROAD	YEAR	OVERALL	HOME	ROAD	YEAR	OVERALL	HOME	ROAD
1992-93	6-1-0	3-0-0	3-1-0	1998-99	1-1-2	0-0-2	1-1-0	2005-06	2-2-0	1-1-0	1-1-0
1993-94	4-0-1	2-0-0	2-0-1	1999-00	1-3-0-0	1-1-0-0	0-2-0-0	2006-07	1-3-0	0-2-0	1-1-0
1994-95	4-0-0	2-0-0	2-0-0	2000-01	3-1-0-0	1-1-0-0	2-0-0-0	2007-08	2-2-0	1-1-0	1-1-0
1995-96	3-1-1	2-1-0	1-0-1	2001-02	0-3-1-0	0-2-0-0	0-1-1-0	2008-09	2-2-0	2-0-0	0-2-0
1996-97	2-2-1	2-0-0	0-2-1	2002-03	0-3-1-0	0-1-1-0	0-2-0-0				
1997-98	4-2-0	3-0-0	1-2-0	2003-04	1-2-1-0	0-1-1-0	1-1-0-0				

ALL-TIME SEASON GAME RESULTS (*Overtime **Shootout)

10/14/1992	W	4-1	OTT	4/12/1995	W	4-2	OTT	1/5/1998	W	4-1	OTT	11/15/2001	T	1-1*	at OTT	11/4/2006	W	3-2	at OTT
10/22/1992	W	5-1	at OTT	11/2/1995	L	0-5	OTT	1/22/1998	W	4-2	at OTT	12/18/2001	L	1-5	OTT	11/28/2006	L	1-4	OTT
11/19/1992	W	4-2	at OTT	11/4/1995	W	5-4	at OTT	10/24/1998	W	3-1	at OTT	4/2/2002	L	3-4	at OTT	2/27/2007	L	2-4	OTT
12/9/1992	W	6-2	OTT	11/15/1995	W	3-2	OTT	12/18/1998	L	1-5	at OTT	10/23/2002	L	1-4	at OTT	2/28/2007	L	0-2	at OTT
1/28/1993	L	2-5	at OTT	1/5/1996	W	4-2	OTT	1/4/1999	T	4-4*	OTT	11/19/2002	T	4-4*	OTT	10/11/2007	W	5-3	at OTT
4/3/1993	W	7-3	OTT	3/22/1996	T	1-1*	at OTT	4/17/1999	T	1-1*	OTT	12/7/2002	L	2-5	at OTT	12/12/2007	L	0-6	OTT
4/7/1993	W	6-1	at OTT	11/23/1996	T	3-3*	at OTT	11/17/1999	W	2-1	OTT	3/18/2003	L	5-6	OTT	1/17/2008	L	1-5	at OTT
11/10/1993	W	4-3*	OTT	12/28/1996	W	3-2	OTT	12/23/1999	L	3-4	at OTT	11/20/2003	L	1-6	at OTT	3/16/2008	W	5-1	OTT
11/29/1993	W	4-2	at OTT	2/15/1997	W	2-1	OTT	1/4/2000	L	1-2	OTT	1/11/2004	T	2-2*	OTT	11/7/2008	W	2-1	OTT
12/23/1993	W	2-1	at OTT	2/16/1997	L	2-4	at OTT	2/15/2000	L	1-5	at OTT	1/20/2004	L	1-3	OTT	1/13/2009	L	1-5	at OTT
12/26/1993	W	3-2*	OTT	4/9/1997	L	4-5	at OTT	11/12/2000	W	4-0	OTT	3/20/2004	W	3-2*	at OTT	2/24/2009	L	2-4	at OTT
1/27/1994	T	1-1*	at OTT	10/4/1997	L	2-3	at OTT	11/16/2000	W	1-0	at OTT	10/24/2005	W	3-2	OTT	3/25/2009	W	2-1	OTT
1/25/1995	W	4-1	OTT	11/9/1997	W	4-1	OTT	12/3/2000	L	0-2	OTT	11/15/2005	W	2-1	at OTT				
2/1/1995	W	2-1	at OTT	12/16/1997	W	2-1	OTT	4/1/2001	W	3-2*	at OTT	11/22/2005	L	3-5	OTT				
2/28/1995	W	6-3	at OTT	12/18/1997	L	2-3	at OTT	10/9/2001	L	2-6	OTT	12/28/2005	L	2-6	at OTT				



PHILADELPHIA FLYERS

2009-10 SCHEDULE

10/2/2009 at CAR 7 p.m.
10/31/2009 at PHI 1 p.m.
12/26/2009 at CAR 7 p.m.
1/23/2010 at PHI 1 p.m.

HURRICANES vs. PHILADELPHIA

ALL-TIME:	GP: 103 28-53-19-3	GF: 282 GA: 377
at home:	GP: 52 16-24-11-1	GF: 162 GA: 189
on road:	GP: 51 12-29-8-2	GF: 130 GA: 188
in overtime:	GP: 27 3-10-14		

Chairman Ed Snider
General manager Paul Holmgren
Head coach John Stevens
Assistant coaches Craig Berube, Joe Mullen, Jack McIlhargey
Senior director of communications Zack Hill
Manager, communications and new media Kevin Kurz
Coordinator, media services and publications Joe Siville
General office (215) 465-4500

Inaugural season 1967-68
Stanley Cup titles 2 (1974, 1975)
Home ice Wachovia Center (1996)
Building capacity 19,523
2008-09 record 44-27-11
AHL affiliate Adirondack Phantoms

SERIES RECORDS

Winning streak 6 12/22/1990-4/15/1992
Losing streak 5 (2x) Last: 1/24/1993-11/18/1993
Unbeaten streak 6 12/22/1990-4/15/1992
Goals scored 9 2/25/1984 (W, 9-7)
Goals allowed 8 1/9/1983 (L, 4-8)
Goals, both teams 16 12/25/1984 (W, 9-7)
Current CAR streak 2 OT/Points in 3 straight games	
Current PHI streak 2 wins/Points in 5 straight games	

LAST TRANSACTION

1/20/2004 CAR acquired Justin Williams in exchange for Danny Markov

2008-09 SERIES RECAP

FLYERS WIN SEASON SERIES: 3-0-1 (HURRICANES: 1-2-1)

At CAROLINA HURRICANES	Attend	Goaltenders	Winning Goal
06 Dec '08 Hurricanes 1 Flyers 2 (OT)	14,061	Leighton-Niittymaki	Jeff Carter
26 Nov '08 Hurricanes 1 Flyers 3	15,057	Ward-Niittymaki	Matthew Carle

At PHILADELPHIA FLYERS	Attend	Goaltenders	Winning Goal
11 Dec '08 Hurricanes 5 Flyers 6 (SO)	19,057	Leighton-Niittymaki	Simon Gagne
28 Nov '08 Hurricanes 3 Flyers 2 (OT)	19,587	Ward-Biron	Sergei Samsonov

SERIES STATISTICS

HURRICANES SPECIALTY TEAMS				FLYERS SPECIALTY TEAMS			
Power Play 3-21 14.3%		Power Play 4-15 26.7%	
Penalty Killing 11-15 73.3%		Penalty Killing 18-21 85.7%	

HURRICANES LEADING SCORERS						FLYERS LEADING SCORER							
Eric Staal	GP	G	A	TP	+/-	PM	Jeff Carter	GP	G	A	TP	+/-	PM
	4	2	2	4	2	6		4	2	4	6	-1	6
Tuomo Ruutu	4	1	3	4	1	4							

GOALTENDING

HURRICANES	GP	Min	W-L-OT	SO	GA	SA	SV	GAA	SV%
Cam Ward	2	122	1-1-2	0	4	52	48	1.96	.923
Michael Leighton	2	128	0-0-2	0	7	68	61	3.27	.897

FLYERS	GP	Min	W-L-OT	SO	GA	SA	SV	GAA	SV%
Antero Niittymaki	3	188	3-0-1	0	7	95	88	2.23	.926
Martin Biron	1	64	0-0-1	0	3	30	27	2.82	.900

ALL-TIME SEASON SERIES RECORDS

YEAR	OVERALL	HOME	ROAD	YEAR	OVERALL	HOME	ROAD	YEAR	OVERALL	HOME	ROAD
1979-80	0-2-2	0-0-2	0-2-0	1989-90	2-1-0	1-0-0	1-1-0	1999-00	2-2-0-0	1-1-0-0	1-1-0-0
1980-81	0-3-1	0-2-0	0-1-1	1990-91	3-0-0	2-0-0	1-0-0	2000-01	1-2-0-1	1-1-0-0	0-1-0-1
1981-82	0-3-0	0-1-0	0-2-0	1991-92	3-0-0	1-0-0	2-0-0	2001-02	1-2-0-1	1-1-0-0	0-1-0-1
1982-83	1-2-0	1-1-0	0-1-0	1992-93	0-3-0	0-2-0	0-1-0	2002-03	0-1-2-1	0-0-1-1	0-1-1-0
1983-84	2-1-0	1-0-0	1-1-0	1993-94	1-3-0	0-2-0	1-1-0	2003-04	0-2-2-0	0-1-1-0	0-1-1-0
1984-85	0-2-1	0-1-1	0-1-0	1994-95	1-2-0	1-1-0	0-1-0	2005-06	2-0-2	1-0-1	1-0-1
1985-86	0-3-0	0-1-0	0-2-0	1995-96	0-3-1	0-1-1	0-2-0	2006-07	2-2-0	1-1-0	1-1-0
1986-87	2-1-0	1-1-0	1-0-0	1996-97	0-3-1	0-2-0	0-1-1	2007-08	1-2-1	0-2-0	1-0-1
1987-88	1-2-0	1-0-0	0-2-0	1997-98	1-2-1	0-1-1	1-1-0	2008-09	1-1-2	0-1-1	1-0-1
1988-89	1-1-1	1-0-1	0-1-0	1998-99	0-2-2	0-1-1	0-1-1				

ALL-TIME SEASON GAME RESULTS (*Overtime **Shootout)

11/27/1979 L 2-6 at PHI	11/16/1985 L 2-5 PHI	2/24/1993 L 2-5 PHI	10/17/1998 T 1-1* PHI	11/18/2003 T 2-2* PHI
12/23/1979 L 2-4 at PHI	11/21/1985 L 0-3 at PHI	4/16/1993 L 4-5* PHI	11/20/1998 L 1-3 PHI	11/28/2003 L 2-4 at PHI
12/26/1979 T 4-4 PHI	10/18/1986 L 3-6 PHI	10/9/1993 L 2-5 PHI	1/9/1999 L 0-2 at PHI	3/23/2004 L 2-4 PHI
3/21/1980 T 5-5 PHI	12/4/1986 W 2-1 at PHI	11/18/1993 L 3-6 at PHI	3/30/1999 T 3-3* at PHI	10/28/2005 W 8-6 PHI
10/26/1980 L 1-6 at PHI	3/7/1987 W 5-3 PHI	3/19/1994 W 5-3 at PHI	10/7/1999 W 2-0 at PHI	12/29/2005 OT 3-4* PHI
11/8/1980 L 4-5 PHI	10/31/1987 W 7-4 PHI	4/2/1994 L 5-6 PHI	11/11/1999 L 1-4 at PHI	1/17/2006 W 4-3** at PHI
2/8/1981 T 6-6 at PHI	12/3/1987 L 2-5 at PHI	1/26/1995 L 2-3 at PHI	1/11/2000 L 3-4 PHI	3/8/2006 OT 2-3** at PHI
3/29/1981 L 1-4 PHI	2/15/1988 L 4-5* at PHI	3/22/1995 W 4-3 PHI	4/2/2000 W 1-0 PHI	12/19/2006 W 2-1 at PHI
11/12/1981 L 3-5 at PHI	10/22/1988 W 8-6 PHI	4/28/1995 L 3-4 PHI	11/30/2000 W 2-0 PHI	12/31/2006 L 2-5 PHI
3/20/1982 L 2-5 PHI	12/23/1988 L 4-5 at PHI	11/5/1995 L 1-6 at PHI	12/23/2000 OTL 1-2* at PHI	2/22/2007 W 3-2* PHI
3/21/1982 L 3-5 at PHI	3/12/1989 T 3-3* PHI	11/18/1995 L 2-4 PHI	1/27/2001 L 3-4 PHI	3/28/2007 L 1-5 at PHI
12/11/1982 W 7-4 PHI	11/25/1989 W 5-2 PHI	12/23/1995 T 3-3* PHI	2/19/2001 L 0-4 at PHI	10/20/2007 OT 2-3* at PHI
1/8/1983 L 4-7 PHI	12/14/1989 W 3-2 at PHI	3/25/1996 L 0-3 at PHI	12/21/2001 OTL 3-4* at PHI	11/21/2007 L 3-6 PHI
1/9/1983 L 4-8 at PHI	2/1/1990 L 1-2 at PHI	12/12/1996 L 3-2 at PHI	1/6/2002 L 3-4 PHI	11/28/2007 L 1-3 PHI
11/6/1983 L 2-4 at PHI	12/22/1990 W 1-0 PHI	12/14/1996 L 4-0 PHI	1/27/2002 L 2-4 at PHI	12/15/2007 W 6-5** at PHI
12/4/1983 W 6-5 at PHI	1/26/1991 W 5-3 PHI	2/19/1997 T 2-2* at PHI	3/28/2002 W 4-1 PHI	11/26/2008 L 1-3 PHI
2/25/1984 W 9-7 PHI	2/2/1991 W 2-0 at PHI	3/2/1997 L 5-2 PHI	11/5/2002 OTL 1-2* PHI	11/28/2008 W 3-2* at PHI
11/15/1984 L 1-6 at PHI	12/27/1991 W 7-3 at PHI	12/23/1997 L 2-4 at PHI	11/15/2002 T 1-1* PHI	12/6/2008 OT 1-2* PHI
11/24/1984 T 4-4* PHI	4/12/1992 W 4-2 PHI	1/8/1998 T 3-3* PHI	2/15/2003 T 2-2* at PHI	12/11/2008 OT 5-6** at PHI
2/26/1985 L 2-3 PHI	4/15/1992 W 4-3* at PHI	3/28/1998 W 4-2 at PHI	3/13/2003 L 3-5 at PHI	
10/24/1985 L 0-3 at PHI	1/24/1993 L 4-5* at PHI	3/29/1998 L 1-3 PHI	10/25/2003 T 4-4* at PHI	



PHOENIX COYOTES

2009-10 SCHEDULE

3/13/2010 at CAR 7 p.m.

HURRICANES vs. PHOENIX

ALL-TIME: GP: 65 31-26-8 GF: 231 GA: 213
 at home: GP: 32 15-11-6 GF: 108 GA: 93
 on road: GP: 33 16-15-2 GF: 123 GA: 120
 in overtime: GP: 10 3-1-6

Majority Investor Jerry Moyes
 Managing partner & head coach Wayne Gretzky
 General manager Don Maloney
 Associate coach Ulf Samuelsson
 Assistant coach Doug Sulliman
 Goaltending coach Grant Fuhr
 Director of media relations Sergey Kocharov
 Manager of communications Rob Crean
 General office (623) 772-3200

Inaugural season 1972-73 (Winnipeg WHA); 1979-80 (NHL); 1996-97 (Phoenix)
 Stanley Cup titles None
 Home ice Jobing.com Arena (2003)
 Building capacity 17,799
 2008-09 record 36-39-7
 AHL affiliate San Antonio Rampage

2008-09 SERIES RECAP

HURRICANES WIN SEASON SERIES: 2-0-0

At CAROLINA HURRICANES Attend Goaltenders Winning Goal
 21 Nov '08 Hurricanes 5 Coyotes 2 14,848 Ward-Bryzgalov Eric Staal

SERIES STATISTICS

HURRICANES SPECIALTY TEAMS COYOTES SPECIALTY TEAMS
 Power Play 4-7 57.1% Power Play 2-9 22.2%
 Penalty Killing 7-9 77.8% Penalty Killing 3-7 42.9%

GOALTENDING

HURRICANES	GP	Min	W-L-OT	SO	GA	SA	SV	GAA	SV%
Cam Ward	2	120	2-0-0	0	4	60	56	2.01	.933

At PHOENIX COYOTES Attend Goaltenders Winning Goal
 07 Feb '09 Hurricanes 7 Coyotes 2 15,229 Ward-Bryzgalov/Tellqvist Matt Cullen

HURRICANES LEADING SCORER

	GP	G	A	TP	+/-	PM
Sergei Samsonov	2	1	4	5	1	0

COYOTES LEADING SCORER

	GP	G	A	TP	+/-	PM
Shane Doan	2	2	0	2	-4	0


COYOTES	GP	Min	W-L-OT	SO	GA	SA	SV	GAA	SV%
Ilja Bryzgalov	2	99	0-2-0	0	8	60	52	4.84	.867
Mikael Tellqvist	1	20	0-0-0	0	3	13	10	9.00	.769

ALL-TIME SEASON SERIES RECORDS

YEAR	OVERALL	HOME	ROAD	YEAR	OVERALL	HOME	ROAD	YEAR	OVERALL	HOME	ROAD
1979-80	2-2-0	2-0-0	0-2-0	1989-90	1-2-0	0-2-0	1-0-0	1999-00	0-2-0-0	0-1-0-0	0-1-0-0
1980-81	3-0-1	1-0-1	2-0-0	1990-91	1-2-0	1-0-0	0-2-0	2000-01	1-1-0-0	0-1-0-0	1-0-0-0
1981-82	2-1-0	1-1-0	1-0-0	1991-92	2-0-1	0-0-1	2-0-0	2001-02	1-0-0-0	1-0-0-0	0-0-0-0
1982-83	1-1-1	0-0-1	1-1-0	1992-93	1-2-0	0-1-0	1-1-0	2002-03	1-1-0-0	1-0-0-0	0-1-0-0
1983-84	0-2-1	0-1-1	0-1-0	1993-94	1-0-1	1-0-0	0-0-1	2003-04	0-1-0-0	0-1-0-0	0-0-0-0
1984-85	1-2-0	0-1-0	1-1-0	1994-95	Did Not Play Western Conf Teams			2005-06	0-1-0	0-0-0	0-1-0
1985-86	2-1-0	2-0-0	0-1-0	1995-96	1-1-0	0-1-0	1-0-0	2006-07	0-1-0	0-1-0	0-0-0
1986-87	1-1-1	0-0-1	1-1-0	1996-97	2-0-0	1-0-0	1-0-0	2007-08	Did Not Play Pacific Div Teams		
1987-88	2-1-0	2-0-0	0-1-0	1997-98	1-0-1	0-0-1	1-0-0	2008-09	2-0-0	1-0-0	1-0-0
1988-89	2-1-0	1-0-0	1-1-0	1998-99	0-0-1	0-0-0	0-0-1				

ALL-TIME SEASON GAME RESULTS (*Overtime **Shootout)

11/14/1979	L	2-3	at PHX (WPG)	2/25/1983	L	3-5	at PHX (WPG)	2/17/1988	W	4-3	PHX (WPG)	1/21/1992	T	3-3*	PHX (WPG)	3/15/1999	T	5-5*	at PHX
1/21/1980	W	7-2	PHX (WPG)	12/10/1983	T	5-5*	PHX (WPG)	3/1/1988	L	3-6	at PHX (WPG)	3/13/1992	W	1-0	at PHX (WPG)	1/27/2000	L	2-4	PHX
2/15/1980	W	5-4	PHX (WPG)	1/8/1984	L	3-4	at PHX (WPG)	3/22/1988	W	4-3	PHX (WPG)	1/18/1993	L	7-8	vs. PHX (WPG)	3/1/2000	L	5-7	at PHX
3/26/1980	L	0-7	at PHX (WPG)	1/26/1984	L	2-6	PHX (WPG)	1/10/1989	W	2-1	at PHX (WPG)	1/30/1993	L	3-6	PHX (WPG)	2/7/2001	W	2-1*	at PHX
11/26/1980	W	8-4	PHX (WPG)	10/24/1984	L	4-8	at PHX (WPG)	2/11/1989	W	7-3	PHX (WPG)	2/12/1993	W	6-2	at PHX (WPG)	2/16/2001	L	0-2	PHX
12/10/1980	W	8-5	at PHX (WPG)	11/7/1984	L	0-3	PHX (WPG)	2/19/1989	L	6-7*	at PHX (WPG)	1/5/1994	W	4-0	PHX (WPG)	11/4/2001	W	1-0*	PHX
1/10/1981	W	5-3	at PHX (WPG)	2/19/1985	W	6-2	at PHX (WPG)	11/10/1989	W	4-2	at PHX (WPG)	2/4/1994	T	2-2*	at PHX (WPG)	11/12/2002	W	3-2	PHX
2/18/1981	T	3-3	PHX (WPG)	11/23/1985	W	8-1	PHX (WPG)	1/3/1990	L	2-4	PHX (WPG)	1/12/1996	W	3-2	at PHX (WPG)	2/26/2003	L	2-4	at PHX
12/30/1981	W	6-1	at PHX (WPG)	1/25/1986	W	7-2	PHX (WPG)	2/24/1990	L	1-3	PHX (WPG)	3/1/1996	L	2-5	PHX (WPG)	1/4/2004	L	0-3	PHX
1/6/1982	L	3-5	PHX (WPG)	2/14/1986	L	4-5	at PHX (WPG)	11/9/1990	L	4-5	at PHX (WPG)	10/5/1996	W	1-0	PHX	12/3/2005	L	4-8	at PHX
3/10/1982	W	6-2	PHX (WPG)	10/16/1986	T	4-4*	PHX (WPG)	1/5/1991	W	4-3	PHX (WPG)	11/14/1996	W	2-1	at PHX	1/4/2007	L	0-2	PHX
12/17/1982	W	2-0	at PHX (WPG)	1/9/1987	L	0-3	at PHX (WPG)	2/26/1991	L	4-5	at PHX (WPG)	12/5/1997	T	2-2*	PHX	11/21/2008	W	5-2	PHX
1/29/1983	T	2-2	PHX (WPG)	3/13/1987	W	3-0	at PHX (WPG)	10/16/1991	W	3-2	at PHX (WPG)	3/6/1998	W	5-4*	at PHX	2/7/2009	W	7-2	at PHX



PITTSBURGH PENGUINS

2009-10 SCHEDULE

10/14/2009..... at CAR..... 7 p.m.
 12/7/2009..... at PIT..... 7:30 p.m.
 3/11/2010..... at CAR..... 7 p.m.
 3/20/2010..... at PIT..... 1 p.m.

HURRICANES vs. PITTSBURGH

ALL-TIME: GP: 110 49-48-12-1 GF: 399 GA: 406
 at home: GP: 56 28-23-5 GF: 205 GA: 197
 on road: GP: 54 21-25-7-1 GF: 194 GA: 209
 in overtime: GP: 18 3-4-11

Co-owner/Chairman Mario Lemieux
 Executive vice president and general manager Ray Shero
 Head coach Dan Bylsma
 Assistant coach Mike Yeo
 Goaltending coach Gilles Meloche
 Vice president, communications Tom McMillan
 Senior director of team operations and communications Frank Buonomo
 Director of communications Jennifer Bullano
 General office (412) 642-1300

SERIES RECORDS

Winning streak 4 (2x) Last: 2/26/1989-3/25/1990
 Losing streak 6 10/3/1997-4/16/1998
 Unbeaten streak 7 2/26/1989-12/8/1990
 Goals scored 9 (3x) Last: 3/30/1989 (W, 9-5)
 Goals allowed 10 4/1/1993 (L, 2-10)
 Goals, both teams 16 12/26/1980 (W, 9-7)
 Current CAR streak 2 wins
 Current PIT streak 1 OT (OT)/Winless in 2 straight games

Inaugural season 1967-68
 Stanley Cup titles 3 (1991, 1992, 2009)
 Home ice Mellon Arena (1961)
 Building capacity 16,940
 2008-09 record 45-28-9
 AHL affiliate Wilkes-Barre/Scranton Penguins

LAST TRANSACTION

1/31/2008 CAR acquired Joe Jensen in exchange for David Gove

2008-09 SERIES RECAP

HURRICANES WIN SEASON SERIES: 2-1-1 (PENGUINS: 2-2-0)

At CAROLINA HURRICANES Attend Goaltenders Winning Goal
 04 Apr '09 Hurricanes 3 Penguins 2 (OT) 18,680 Ward-Fleury Anton Babchuk
 04 Dec '08 Hurricanes 2 Penguins 5 14,559 Leighton-Sabourin Petr Sykora

At PITTSBURGH PENGUINS Attend Goaltenders Winning Goal
 20 Jan '09 Hurricanes 2 Penguins 1 16,972 Ward-Fleury Eric Staal
 23 Oct '08 Hurricanes 1 Penguins 4 17,132 Leighton-Fleury Ruslan Fedotenko

SERIES STATISTICS

HURRICANES SPECIALTY TEAMS PENGUINS SPECIALTY TEAMS
 Power Play 2-14 14.3% Power Play 4-13 30.8%
 Penalty Killing 9-13 69.2% Penalty Killing 12-14 85.7%

HURRICANES LEADING SCORER

Ray Whitney GP G A TP +/- PM
 4 1 3 4 -2 2

PENGUINS LEADING SCORER

Sidney Crosby GP G A TP +/- PM
 4 1 6 7 0 4

GOALTENDING

HURRICANES GP Min W-L-OT SO GA SA SV GAA SV%
 Cam Ward 2 121 2-0-0 0 3 68 65 1.49 .956
 Michael Leighton 2 119 0-2-0 0 8 56 48 4.03 .857


PENGUINS GP Min W-L-OT SO GA SA SV GAA SV%
 Dany Sabourin 1 60 1-0-0 0 2 36 34 2.00 .944
 Marc-Andre Fleury 3 180 1-1-1 0 6 95 89 2.00 .937

ALL-TIME SEASON SERIES RECORDS

YEAR	OVERALL	HOME	ROAD	YEAR	OVERALL	HOME	ROAD	YEAR	OVERALL	HOME	ROAD
1979-80	2-1-1	2-0-0	0-1-1	1989-90	2-0-1	1-0-0	1-0-1	1999-00	2-2-0-0	1-1-0-0	1-1-0-0
1980-81	2-2-0	1-1-0	1-1-0	1990-91	2-1-0	1-1-0	1-0-0	2000-01	3-1-0-0	1-1-0-0	2-0-0-0
1981-82	0-2-1	0-1-0	0-1-1	1991-92	2-0-1	0-0-1	2-0-0	2001-02	2-0-2-0	0-0-2-0	2-0-0-0
1982-83	0-3-0	0-2-0	0-1-0	1992-93	0-3-0	0-1-0	0-2-0	2002-03	2-2-0-0	1-1-0-0	1-1-0-0
1983-84	1-2-0	0-1-0	1-1-0	1993-94	1-4-0	1-2-0	0-2-0	2003-04	2-0-1-1	2-0-0-0	0-0-1-1
1984-85	2-1-0	2-0-0	0-1-0	1994-95	2-2-0	1-1-0	1-1-0	2005-06	3-1-0	1-1-0	2-0-0
1985-86	2-1-0	1-0-0	1-1-0	1995-96	2-3-1	2-0-1	0-3-0	2006-07	3-1-0	2-0-0	1-1-0
1986-87	3-0-0	2-0-0	1-0-0	1996-97	1-2-2	1-2-0	0-0-2	2007-08	2-1-1	2-0-0	0-1-1
1987-88	1-2-0	1-0-0	0-2-0	1997-98	0-6-0	0-3-0	0-3-0	2008-09	2-2-0	1-1-0	1-1-0
1988-89	2-1-0	1-1-0	1-0-0	1998-99	1-2-1	0-1-1	1-1-0				

ALL-TIME SEASON GAME RESULTS (*Overtime **Shootout)

10/13/1979	T	3-3	at PIT	3/1/1986	L	1-5	at PIT	10/16/1993	L	3-5	at PIT	11/26/1997	L	2-3	at PIT	3/6/2003	W	4-0	at PIT
11/30/1979	W	7-5	PIT	10/28/1986	W	5-2	PIT	12/4/1993	L	6-7*	PIT	12/31/1997	L	2-3	at PIT	4/2/2003	L	2-3	at PIT
1/17/1980	W	7-1	PIT	2/3/1987	W	8-6	at PIT	1/2/1994	W	7-2	PIT	1/12/1998	L	1-4	PIT	10/22/2003	T	1-1*	at PIT
4/2/1980	L	4-6	at PIT	3/28/1987	W	5-4	PIT	2/17/1994	L	4-6	at PIT	4/16/1998	L	1-4	PIT	11/29/2003	W	4-3	PIT
10/15/1980	W	5-2	at PIT	1/9/1988	W	5-4*	PIT	3/13/1994	L	2-3	PIT	12/4/1998	T	3-3*	PIT	12/18/2003	W	2-1*	PIT
12/26/1980	W	9-7	PIT	2/6/1988	L	4-5	at PIT	2/16/1995	L	2-5	at PIT	1/7/1999	L	2-4	at PIT	3/19/2004	OTL	3-4*	at PIT
2/19/1981	L	2-6	at PIT	4/3/1988	L	2-4	at PIT	2/18/1995	W	4-2	PIT	1/26/1999	W	5-3	at PIT	10/7/2005	W	3-2**	PIT
4/5/1981	L	4-5	PIT	12/26/1988	L	3-4*	PIT	4/5/1995	W	8-4	at PIT	3/10/1999	L	2-3*	PIT	10/29/2005	W	5-3	at PIT
1/2/1982	L	4-9	at PIT	2/26/1989	W	8-6	PIT	4/23/1995	L	2-4	PIT	10/23/1999	W	3-2	at PIT	2/10/2006	L	3-4	PIT
1/3/1982	L	4-6	PIT	3/30/1989	W	9-5	at PIT	10/20/1995	T	2-2*	PIT	11/27/1999	W	5-3	PIT	3/4/2006	W	7-5	at PIT
2/10/1982	T	3-3	at PIT	12/19/1989	W	8-4	at PIT	12/9/1995	L	0-6	at PIT	12/15/1999	L	3-6	PIT	10/14/2006	W	5-1	at PIT
11/17/1982	L	3-4	at PIT	3/25/1990	W	4-2	PIT	12/28/1995	L	4-9	at PIT	4/3/2000	L	2-3	at PIT	11/11/2006	W	6-2	PIT
12/21/1982	L	2-3	PIT	3/27/1990	T	3-3*	at PIT	2/23/1996	L	4-5	at PIT	10/18/2000	W	3-2	at PIT	1/2/2007	L	0-3	at PIT
3/12/1983	L	2-7	PIT	11/29/1990	W	6-4	at PIT	3/13/1996	W	3-2	PIT	11/22/2000	W	3-1	at PIT	3/2/2007	W	3-2	PIT
10/15/1983	W	6-4	at PIT	12/8/1990	W	3-1	PIT	4/8/1996	W	5-4	PIT	3/23/2001	W	5-3	PIT	10/5/2007	W	4-1	PIT
12/13/1983	L	2-3	at PIT	3/9/1991	L	2-5	PIT	10/8/1996	W	7-3	PIT	4/8/2001	L	4-6	PIT	10/19/2007	OT	3-4**	at PIT
3/17/1984	L	2-4	PIT	11/2/1991	W	6-5	at PIT	11/22/1996	L	7-1	PIT	11/6/2001	T	2-2*	PIT	2/2/2008	L	1-4	at PIT
11/22/1984	W	9-3	PIT	2/27/1992	W	8-4	at PIT	12/3/1996	T	4-4*	at PIT	12/16/2001	W	7-0	at PIT	2/14/2008	W	4-2	PIT
12/28/1984	L	0-4	at PIT	3/22/1992	T	2-2*	PIT	1/15/1997	L	3-0	PIT	2/5/2002	T	3-3*	PIT	10/23/2008	L	1-4	at PIT
3/17/1985	W	4-3	PIT	10/17/1992	L	3-7	PIT	4/3/1997	T	5-5*	at PIT	3/7/2002	W	3-1	at PIT	12/4/2008	L	2-5	PIT
10/29/1985	W	4-3	at PIT	2/21/1993	L	3-4	PIT	10/3/1997	L	3-4	PIT	11/9/2002	W	3-2	PIT	1/20/2009	W	2-1	at PIT
12/14/1985	W	5-4	PIT	4/1/1993	L	2-10	at PIT	10/11/1997	L	1-4	at PIT	1/15/2003	L	0-2	PIT	4/4/2009	W	3-2*	PIT



SAN JOSE SHARKS

2009-10 SCHEDULE

11/1/2009 at CAR 1:30 p.m.

HURRICANES vs. SAN JOSE

ALL-TIME: GP: 25 12-13-0 GF: 77 GA: 84
 at home: GP: 12 7-5-0 GF: 40 GA: 27
 on road: GP: 13 5-8-0 GF: 37 GA: 57
 in overtime: GP: 1 1-0-0

President & chief executive officer Greg Jamison
 Executive vice president & general manager Doug Wilson
 Head coach Todd McLellan
 Assistant coaches Matt Shaw, Jay Woodcroft, Trent Yawney
 Goaltending development coach Corey Schwab
 Senior director of communications Ken Arnold
 Director of media relations Scott Emmert
 Media relations manager Tom Holy
 General office (408) 287-7070

Inaugural season 1991-92
 Stanley Cup titles None
 Home ice HP Pavilion at San Jose (1993)
 Building capacity 17,496
 2008-09 record 53-18-11
 AHL affiliate Worcester Sharks

2008-09 SERIES RECAP

HURRICANES WIN SEASON SERIES: 1-0-0 (SHARKS: 0-0-1)

At CAROLINA HURRICANES Attend Goaltenders Winning Goal
 None

SERIES STATISTICS

HURRICANES SPECIALTY TEAMS			SHARKS SPECIALTY TEAMS		
Power Play.....	0-2	0.0%	Power Play.....	1-6	16.7%
Penalty Killing.....	5-6	83.3%	Penalty Killing.....	2-2	100.0%

GOALTENDING

HURRICANES	GP	Min	W-L-OT	SO	GA	SA	SV	GAA	SV%
Michael Leighton	1	65	1-0-0	0	3	40	37	2.77	.925

SERIES RECORDS

Winning streak 2 (3x) Last: 3/24/2007-2/5/2009
 Losing streak 2 (5x) Last: 2/10/2002-2/5/2003
 Unbeaten streak 2 (3x) Last: 3/24/2007-2/5/2009
 Goals scored 7 (2x) Last: 11/7/1995 (W, 7-3)
 Goals allowed 8 (2x) Last: 1/30/1996 (L, 2-8)
 Goals, both teams 12 12/3/1992 (W, 7-5)
 Current CAR streak 2 wins
 Current SJ streak 1 OT (SO)/Winless in 2 straight games

LAST TRANSACTION

2/7/2008 Traded J.D. Forrest to SJ for future considerations

At SAN JOSE SHARKS Attend Goaltenders Winning Goal
 05 Feb '09 Hurricanes 4 Sharks 3 (SO) 17,496 Leighton-Nabokov Sergei Samsonov

HURRICANES LEADING SCORER

	GP	G	A	TP	+/-	PM
Matt Cullen	1	1	1	2	2	4

SHARKS LEADING SCORERS

	GP	G	A	TP	+/-	PM
Milan Michalek	1	0	3	3	1	4

SHARKS

	GP	Min	W-L-OT	SO	GA	SA	SV	GAA	SV%
Evgeni Nabokov	1	65	0-0-1	0	3	29	26	2.77	.897

ALL-TIME SEASON SERIES RECORDS

YEAR	OVERALL	HOME	ROAD	YEAR	OVERALL	HOME	ROAD	YEAR	OVERALL	HOME	ROAD
1991-92	1-2-0	1-1-0	0-1-0	1997-98	1-1-0	0-1-0	1-0-0	2003-04	1-0-0-0	1-0-0-0	0-0-0-0
1992-93	2-0-0	1-0-0	1-0-0	1998-99	1-1-0	1-0-0	0-1-0	2005-06	0-1-0	0-0-0	0-1-0
1993-94	0-2-0	0-1-0	0-1-0	1999-00	1-0-0-0	0-0-0-0	1-0-0-0	2006-07	1-0-0	1-0-0	0-0-0
1994-95	Did Not Play Western Conf Teams			2000-01	0-2-0-0	0-1-0-0	0-1-0-0	2007-08	Did Not Play Pacific Div Teams		
1995-96	1-1-0	1-0-0	0-1-0	2001-02	1-1-0-0	1-0-0-0	0-1-0-0	2008-09	1-0-0	0-0-0	1-0-0
1996-97	1-1-0	0-1-0	1-0-0	2002-03	0-1-0-0	0-0-0-0	0-1-0-0				

ALL-TIME SEASON GAME RESULTS (*Overtime **Shootout)

10/23/1991 W 3-0 SJ	11/12/1996 W 4-3 at SJ	11/9/2001 W 3-2 SJ
2/4/1992 L 5-6 at SJ	2/28/1997 L 3-2 SJ	2/10/2002 L 0-4 at SJ
3/21/1992 L 4-5 SJ	3/2/1998 W 3-1 at SJ	2/5/2003 L 2-6 at SJ
12/3/1992 W 7-5 at SJ	3/14/1998 L 1-2 SJ	10/28/2003 W 3-0 SJ
1/21/1993 W 4-2 SJ	11/12/1998 L 0-3 at SJ	12/10/2005 L 3-4 at SJ
11/20/1993 L 2-3 SJ	11/25/1998 W 3-0 SJ	3/24/2007 W 6-4 SJ
1/15/1994 L 2-8 at SJ	3/4/2000 W 5-2 at SJ	2/5/2009 W 4-3** at SJ
11/7/1995 W 7-3 SJ	10/24/2000 L 2-3 SJ	
1/30/1996 L 2-8 at SJ	11/4/2000 L 1-4 at SJ	



ST. LOUIS BLUES

2009-10 SCHEDULE

10/28/2009 at CAR 7 p.m.

HURRICANES vs. ST. LOUIS

ALL-TIME: GP: 66 24-36-5-1 GF: 193 GA: 220
 at home: GP: 33 14-17-2 GF: 98 GA: 100
 on road: GP: 33 10-19-3-1 GF: 95 GA: 120
 in overtime: GP: 6 0-2-4

Chairman/Governor David W. Checketts
 Senior vice president and general manager Larry Pleau
 Head coach Andy Murray
 Assistant coaches Ray Bennett, Brad Shaw
 Assistant coach/Goaltending coach Rick Wamsley
 Vice president, public relations Mike Caruso
 Assistant director of public relations/team services Rich Jankowski
 General office (314) 622-2500

Inaugural season 1967-68
 Stanley Cup titles None
 Home ice Scottrade Center (1995)
 Building capacity 19,150
 2008-09 record 41-31-10
 AHL affiliate Peoria Rivermen

SERIES RECORDS

Winning streak 3 3/19/1986-12/10/1986
 Losing streak 7 12/1/1992-3/9/1996
 Unbeaten streak 4 3/19/1988-3/25/1989
 Goals scored 7 (2x) Last: 12/3/1983 (W, 7-3)
 Goals allowed 8 (3x) Last: 12/1/1992 (L, 4-8)
 Goals, both teams 14 10/9/1980 (L, 6-8)
 Current CAR streak 2 wins
 Current STL streak 2 losses

LAST TRANSACTION

1/30/2006 CAR acquired Doug Weight in exchange for Jesse Boulerice, Magnus Kahnberg, Mike Zigomanis, CAR's 2006 first-round pick (later traded to NJ; 30th overall - Matthew Corrente), TOR's 2006 fourth-round pick (106th overall - Reto Berra) and CHI's 2007 fourth-round pick (96th overall - Cade Fairchild).

2008-09 SERIES RECAP

HURRICANES WIN SEASON SERIES: 2-0-0

At CAROLINA HURRICANES Attend Goaltenders Winning Goal
 02 Jan '09 Hurricanes 2 Blues 1 17,092 Ward-Legace/Mason Anton Babchuk

At ST. LOUIS BLUES Attend Goaltenders Winning Goal
 30 Oct '08 Hurricanes 1 Blues 0 17,860 Ward-Mason/Schwarz Tuomo Ruutu

SERIES STATISTICS

HURRICANES SPECIALTY TEAMS BLUES SPECIALTY TEAMS
 Power Play 3-12 25.0% Power Play 0-5 0.0%
 Penalty Killing 5-5 100.0% Penalty Killing 9-12 75.0%

HURRICANES LEADING SCORER

GP G A TP +/- PM
 Tuomo Ruutu 2 1 2 3 -1 0

BLUES LEADING SCORERS

GP G A TP +/- PM
 David Backes 2 1 0 1 1 2
 Barret Jackman 2 0 1 1 1 0
 T.J. Oshie 2 0 1 1 1 0

GOALTENDING

HURRICANES GP Min W-L-OT SO GA SA SV GAA SV%
 Cam Ward 2 120 2-0-0 1 1 50 49 0.50 .980


BLUES GP Min W-L-OT SO GA SA SV GAA SV%
 Manny Legace 1 0 0-0-0 0 0 1 1 0.00 1.000
 Chris Mason 2 117 0-2-0 0 3 57 54 1.53 .947
 Marek Schwarz 1 0 0-0-0 0 0 0 0 0.00 .000

ALL-TIME SEASON SERIES RECORDS

YEAR	OVERALL	HOME	ROAD	YEAR	OVERALL	HOME	ROAD	YEAR	OVERALL	HOME	ROAD
1979-80	2-2-0	1-1-0	1-1-0	1989-90	1-2-0	0-1-0	1-1-0	1999-00	1-1-0-0	0-1-0-0	1-0-0-0
1980-81	0-3-1	0-1-1	0-2-0	1990-91	0-3-0	0-2-0	0-1-0	2000-01	0-1-1-0	0-1-0-0	0-0-1-0
1981-82	2-1-0	1-0-0	1-1-0	1991-92	1-2-0	0-1-0	1-1-0	2001-02	0-1-0-0	0-0-0-0	0-1-0-0
1982-83	1-2-0	1-1-0	0-1-0	1992-93	1-2-0	1-1-0	0-1-0	2002-03	0-1-0-1	0-1-0-0	0-0-0-1
1983-84	2-1-0	1-0-0	1-1-0	1993-94	0-3-0	0-2-0	0-1-0	2003-04	1-0-0-0	1-0-0-0	0-0-0-0
1984-85	2-1-0	1-1-0	1-0-0	1994-95	Did Not Play Western Conf Teams			2005-06	1-0-0	1-0-0	0-0-0
1985-86	1-1-1	0-1-0	1-0-1	1995-96	0-2-0	0-1-0	0-1-0	2006-07	Did Not Play Central Div Teams		
1986-87	2-1-0	2-0-0	0-1-0	1996-97	1-1-0	1-0-0	0-1-0	2007-08	0-1-0	0-0-0	0-1-0
1987-88	1-2-0	0-1-0	1-1-0	1997-98	1-1-0	1-0-0	0-1-0	2008-09	2-0-0	1-0-0	1-0-0
1988-89	1-0-2	1-0-1	0-0-1	1998-99	0-1-0	0-0-0	0-1-0				

ALL-TIME SEASON GAME RESULTS (*Overtime **Shootout)

12/29/1979 L 0-3 at STL	12/3/1983 W 7-2 STL	3/19/1988 W 5-3 at STL	12/1/1992 L 4-8 at STL	10/29/2000 L 1-4 STL
2/29/1980 W 3-0 STL	2/4/1984 W 7-3 at STL	12/15/1988 T 3-3* at STL	2/8/1993 L 1-3 vs. STL	4/3/2001 T 2-2* at STL
3/1/1980 W 6-3 at STL	3/13/1984 L 0-2 at STL	1/25/1989 T 3-3* STL	10/28/1993 L 1-2 at STL	11/1/2001 L 3-4 at STL
3/24/1980 L 5-7 STL	2/24/1985 L 2-3 STL	3/25/1989 W 4-0 STL	11/1/1993 L 2-4 STL	10/15/2002 OTL 1-2* at STL
10/9/1980 L 6-8 at STL	3/16/1985 W 5-0 at STL	11/1/1989 L 3-5 STL	1/6/1994 L 1-2 STL	1/20/2003 L 3-5 STL
11/5/1980 L 1-6 at STL	3/20/1985 W 3-2 STL	11/30/1989 W 5-3 at STL	10/25/1995 L 2-4 STL	1/6/2004 W 2-0 STL
1/12/1981 L 2-5 STL	2/11/1986 T 4-4* at STL	1/25/1990 L 2-3 at STL	3/9/1996 L 3-6 at STL	1/15/2006 W 4-2 STL
1/21/1981 T 6-6 STL	2/23/1986 L 2-8 STL	11/3/1990 L 1-4 STL	12/17/1996 W 5-3 STL	1/5/2008 L 0-1 at STL
12/9/1981 W 5-1 STL	3/19/1986 W 5-2 at STL	1/31/1991 L 3-4* at STL	3/20/1997 L 4-1 at STL	10/30/2008 W 1-0 at STL
12/29/1981 L 1-6 at STL	11/21/1986 W 4-0 STL	3/5/1991 L 1-4 STL	10/13/1997 L 1-3 at STL	1/2/2009 W 2-1 STL
2/6/1982 W 4-2 at STL	12/10/1986 W 6-2 STL	11/9/1991 W 4-3 at STL	10/22/1997 W 4-3 STL	
11/13/1982 W 5-2 STL	1/7/1987 L 3-6 at STL	2/25/1992 L 2-5 STL	3/22/1999 L 2-5 at STL	
12/18/1982 L 4-7 at STL	12/17/1987 L 0-2 STL	3/26/1992 L 2-7 at STL	12/7/1999 W 4-2 at STL	
3/22/1983 L 1-4 STL	1/14/1988 L 2-3 at STL	11/18/1992 W 5-2 STL	3/22/2000 L 1-2 STL	



TAMPA BAY LIGHTNING

2009-10 SCHEDULE

10/6/2009 at CAR 7 p.m.
10/10/2009 at TB 7:30 p.m.
11/21/2009 at CAR 7 p.m.
1/18/2010 at CAR 7 p.m.
3/23/2010 at TB 7:30 p.m.
4/6/2010 at TB 7:30 p.m.

HURRICANES vs. TAMPA BAY

ALL-TIME:	GP: 83	40-29-13-1	GF: 245	GA: 233
at home:	GP: 42	25-8-8-1	GF: 133	GA: 112
on road:	GP: 41	15-21-5	GF: 112	GA: 121
in overtime:	GP: 21	6-3-12		

Owner, governor & CEO Oren Koules
Executive vice president & general manager Brian Lawton
Head coach Rick Tocchet
Associate coach Rick Wilson
Assistant coach Wes Walz
Goaltending coach Cap Raeder
Executive vice president, communications Bill Wickett
Media relations manager Brian Breseman
General office (813) 301-6500

Inaugural season 1992-93
Stanley Cup titles 1 (2004)
Home ice St. Pete Times Forum (1996)
Building capacity 19,758
2008-09 record 24-40-18
AHL affiliate Norfolk Admirals

2008-09 SERIES RECAP

HURRICANES WIN SEASON SERIES: 6-0-0 (LIGHTNING: 0-4-2)

At CAROLINA HURRICANES	Attend	Goaltenders	Winning Goal
20 Feb '09 Hurricanes 4 Lightning 1	17,711	Ward-McKenna	Jussi Jokinen
29 Jan '09 Hurricanes 3 Lightning 2	16,405	Ward-Smith	Eric Staal
16 Nov '08 Hurricanes 3 Lightning 2 (SO)	13,781	Ward-Smith	Tuomo Ruutu

SERIES STATISTICS

HURRICANES SPECIALTY TEAMS		LIGHTNING SPECIALTY TEAMS	
Power Play7-3420.6%	Power Play3-2611.5%
Penalty Killing23-2688.5%	Penalty Killing27-3479.4%

GOALTENDING

HURRICANES	GP	Min	W-L-OT	SO	GA	SA	SV	GAA	SV%
Cam Ward	5	304	5-0-0	0	10	114	104	1.97	.912
Michael Leighton	1	65	1-0-0	0	3	29	26	2.79	.897

ALL-TIME SEASON SERIES RECORDS

YEAR	OVERALL	HOME	ROAD	YEAR	OVERALL	HOME	ROAD	YEAR	OVERALL	HOME	ROAD
1992-93	2-0-0	1-0-0	1-0-0	1998-99	2-0-3	1-0-2	1-0-1	2005-06	3-3-2	3-1-0	0-2-2
1993-94	2-2-0	2-0-0	0-2-0	1999-00	3-1-1-0	2-0-0-0	1-1-1-0	2006-07	3-4-1	1-2-1	2-2-0
1994-95	1-3-0	1-1-0	0-2-0	2000-01	3-2-0-0	3-0-0-0	0-2-0-0	2007-08	4-4-0	3-1-0	1-3-0
1995-96	1-2-1	1-1-0	0-1-1	2001-02	3-2-0-0	1-1-0-0	2-1-0-0	2008-09	6-0-0	3-0-0	3-0-0
1996-97	4-0-0	2-0-0	2-0-0	2002-03	0-2-2-1	0-0-2-1	0-2-0-0				
1997-98	2-1-1	1-0-1	1-1-0	2003-04	1-3-2-0	0-1-2-0	1-2-0-0				

ALL-TIME SEASON GAME RESULTS (*Overtime **Shootout)

12/23/1992	W	3-1	TB	4/13/1997	W	2-1	TB	1/3/2001	W	3-2	TB	3/10/2004	L	2-4	TB	4/3/2007	L	2-3	at TB
3/16/1993	W	4-3*	at TB	10/1/1997	L	2-4	at TB	1/29/2001	W	5-2	TB	3/13/2004	W	5-1	at TB	11/8/2007	L	1-5	TB
11/24/1993	L	1-4	at TB	11/28/1997	W	2-0	TB	3/8/2001	L	1-0	at TB	10/5/2005	L	2-5	at TB	11/14/2007	L	1-6	at TB
3/5/1994	L	2-4	at TB	1/28/1998	W	3-2	at TB	11/17/2001	L	0-2	at TB	11/20/2005	L	2-5	TB	11/23/2007	W	4-3	TB
3/9/1994	W	4-1	TB	2/4/1998	T	3-3*	TB	11/25/2001	L	0-4	TB	12/20/2005	W	6-4	TB	12/6/2007	L	1-2	at TB
4/10/1994	W	6-4	TB	10/10/1998	T	4-4*	TB	12/27/2001	W	3-2	at TB	12/26/2005	OT	4-5*	at TB	12/22/2007	W	4-1	at TB
2/10/1995	L	3-4	at TB	12/30/1998	W	4-3	TB	1/30/2002	W	3-1	at TB	2/9/2006	L	3-5	at TB	3/1/2008	W	5-1	TB
3/4/1995	W	3-2*	TB	2/20/1999	W	3-2	at TB	4/10/2002	W	4-2	TB	3/27/2006	W	2-1	TB	3/29/2008	L	1-2	at TB
3/31/1995	L	0-2	at TB	3/28/1999	T	3-3*	TB	10/12/2002	L	1-5	at TB	4/14/2006	W	5-4**	TB	4/2/2008	W	6-2	TB
4/9/1995	L	0-3	TB	4/16/1999	T	2-2*	at TB	11/17/2002	OTL	1-2*	TB	4/15/2006	OT	2-3*	at TB	10/11/2008	W	4-3*	at TB
11/29/1995	T	2-2*	at TB	11/13/1999	W	4-2	TB	12/18/2002	T	1-1*	TB	10/16/2006	W	5-1	at TB	11/16/2008	W	3-2**	TB
12/13/1995	L	2-3	TB	11/26/1999	T	3-3*	at TB	1/30/2003	L	1-3	at TB	10/26/2006	L	1-5	at TB	1/3/2009	W	3-2	at TB
3/18/1996	W	6-3	TB	12/10/1999	L	2-3	at TB	2/21/2003	T	2-2*	TB	10/28/2006	W	6-4	TB	1/29/2009	W	3-2	TB
4/3/1996	L	2-4	at TB	2/12/2000	W	5-2	at TB	11/1/2003	L	3-4	at TB	12/16/2006	W	3-2	at TB	2/20/2009	W	4-1	TB
11/30/1996	W	6-3	at TB	2/19/2000	W	4-2	TB	11/9/2003	T	1-1*	TB	1/20/2007	OT	5-6**	TB	3/7/2009	W	9-3	at TB
12/21/1996	W	6-5*	TB	10/31/2000	W	6-5*	TB	11/23/2003	T	0-0*	TB	2/1/2007	L	0-4	TB				
3/27/1997	W	5-2	at TB	12/26/2000	L	2-3	at TB	1/15/2004	L	4-5	at TB	3/30/2007	L	2-4	TB				



TORONTO MAPLE LEAFS

2009-10 SCHEDULE

11/6/2009.....	at CAR.....	7 p.m.
11/19/2009.....	at CAR.....	7 p.m.
1/12/2010.....	at TOR.....	7 p.m.
3/2/2010.....	at TOR.....	7 p.m.

HURRICANES vs. TORONTO

ALL-TIME:.....	GP: 89.....	45-31-12-1.....	GF: 327.....	GA: 292.....
at home:.....	GP: 45.....	23-15-6-1.....	GF: 172.....	GA: 147.....
on road:.....	GP: 44.....	22-16-6.....	GF: 155.....	GA: 145.....
in overtime:.....	GP: 16.....	3-3-10.....		

Chairman of the board, MLSELarry Tanenbaum
 President & general managerBrian Burke
 Head coach.....Ron Wilson
 Assistant coaches.....Keith Acton, Tim Hunter, Rob Zettler
 Goaltending consultant.....Francois Allaire
 Goaltending coach.....Corey Hirsch
 Director, media relations.....Pat Park
 Coordinators, media relations.....Craig Downey, Aaron Gogishvili
 General office.....(416) 815-5700

SERIES RECORDS

Winning streak.....5.....1/4/1987-2/7/1988
 Losing streak.....4 (2x).....Last: 2/26/2002-3/1/2003
 Unbeaten streak.....6.....1/19/1994-4/9/1998
 Goals scored.....8 (3x).....Last: 1/4/1987 (W, 8-3)
 Goals allowed.....8.....Last: 12/8/1983 (L, 6-8)
 Goals, both teams.....14.....12/8/1983 (L, 6-8)
 Current CAR streak.....1 win
 Current TOR streak.....1 loss

Inaugural season.....1917-18
 Stanley Cup titles.....13 (1918, 1922, 1932, 1942, 1945, 1947-49, 1951, 1962-64, 1967)
 Home ice.....Air Canada Centre (1999)
 Building capacity.....18,819
 2008-09 record.....34-35-13
 AHL affiliate.....Toronto Marlies

LAST TRANSACTION

7/30/2005 CAR traded Jeff O'Neill in exchange for a conditional pick in 2006 (later traded to St. Louis in 1/30/06 Doug Weight trade; 106th overall - Reto Berra)

2008-09 SERIES RECAP

HURRICANES WIN SEASON SERIES: 3-1-0 (MAPLE LEAFS: 1-2-1)

At CAROLINA HURRICANES	Attend	Goaltenders	Winning Goal
15 Jan '09 Hurricanes 4 Maple Leafs 6	18,037	Ward-Toskala	Tomas Kaberle
02 Nov '08 Hurricanes 6 Maple Leafs 4	15,635	Leighton-Joseph	Chad LaRose

At TORONTO MAPLE LEAFS	Attend	Goaltenders	Winning Goal
19 Jan '09 Hurricanes 2 Maple Leafs 0	19,018	Ward-Toskala	Joseph Corvo
04 Nov '08 Hurricanes 5 Maple Leafs 4 (OT)	19,266	Ward-Toskala	Niclas Wallin

SERIES STATISTICS

HURRICANES SPECIALTY TEAMS		MAPLE LEAFS SPECIALTY TEAMS	
Power Play.....	6-16.....37.5%	Power Play.....	3-9.....33.3%
Penalty Killing.....	6-9.....66.7%	Penalty Killing.....	10-16.....62.5%

HURRICANES LEADING SCORER

	GP	G	A	TP	+/-	PM
Ray Whitney	4	1	5	6	-4	2

MAPLE LEAFS LEADING SCORERS

	GP	G	A	TP	+/-	PM
Mikhail Grabovski	3	4	1	5	3	0
Jason Blake	4	3	2	5	0	2
Niklas Hagman	4	3	2	5	4	0

GOALTENDING

HURRICANES	GP	Min	W-L-OT	SO	GA	SA	SV	GAA	SV%
Cam Ward	3	180	2-1-0	1	9	100	91	3.00	.910
Michael Leighton	1	60	1-0-0	0	4	33	29	4.00	.879

MAPLE LEAFS	GP	Min	W-L-OT	SO	GA	SA	SV	GAA	SV%
Vesa Toskala	3	181	1-1-1	0	11	90	79	3.65	.878
Curtis Joseph	1	58	0-1-0	0	5	29	24	5.16	.828

ALL-TIME SEASON SERIES RECORDS

YEAR	OVERALL	HOME	ROAD	YEAR	OVERALL	HOME	ROAD	YEAR	OVERALL	HOME	ROAD
1979-80	2-2-0	1-1-0	1-1-0	1989-90	1-1-1	1-1-0	0-0-1	1999-00	1-1-2-0	0-1-1-0	1-0-1-0
1980-81	1-1-2	0-0-2	1-1-0	1990-91	1-0-2	0-0-1	1-0-1	2000-01	1-2-0-0	1-1-0-0	0-1-0-0
1981-82	3-0-0	2-0-0	1-0-0	1991-92	1-1-0	0-1-0	1-0-0	2001-02	2-2-0-0	1-1-0-0	1-1-0-0
1982-83	1-2-0	1-0-0	0-2-0	1992-93	0-2-0	0-1-0	0-1-0	2002-03	0-3-1-0	0-1-1-0	0-2-0-0
1983-84	2-1-0	1-1-0	1-0-0	1993-94	0-1-1	0-0-1	0-1-0	2003-04	2-1-0-1	0-1-0-1	2-0-0-0
1984-85	2-1-0	0-1-0	2-0-0	1994-95	Did Not Play Western Conf Teams			2005-06	2-1-1	2-0-0	0-1-1
1985-86	3-0-0	2-0-0	1-0-0	1995-96	2-0-0	1-0-0	1-0-0	2006-07	1-3-0	0-2-0	1-1-0
1986-87	2-1-0	1-0-0	1-1-0	1996-97	1-0-1	1-0-0	0-0-1	2007-08	3-1-0	2-0-0	1-1-0
1987-88	3-0-0	2-0-0	1-0-0	1997-98	1-1-0	1-0-0	0-1-0	2008-09	3-1-0	1-1-0	2-0-0
1988-89	2-1-0	1-0-0	1-1-0	1998-99	2-1-1	1-1-0	1-0-1				

ALL-TIME SEASON GAME RESULTS (*Overtime **Shootout)

10/31/1979	W	4-2	at TOR	1/7/1985	W	7-4	at TOR	1/12/1991	T	2-2*	at TOR	10/20/1999	T	3-3*	at TOR	2/23/2004	W	2-1	at TOR
11/2/1979	W	5-3	TOR	2/17/1985	L	4-5*	TOR	3/3/1991	T	4-4*	TOR	11/3/1999	L	0-6	TOR	10/20/2005	OT	4-5*	at TOR
2/16/1980	L	3-5	at TOR	12/28/1985	W	6-3	at TOR	11/17/1991	W	3-1	at TOR	12/2/1999	T	2-2*	TOR	11/3/2005	W	4-3	TOR
4/1/1980	L	4-5	TOR	1/23/1986	W	4-1	TOR	12/4/1991	L	0-3	TOR	2/14/2000	W	5-2	at TOR	11/25/2005	W	4-3**	TOR
12/23/1980	W	7-2	at TOR	4/5/1986	W	7-1	TOR	3/10/1993	L	3-5	at TOR	11/8/2000	L	0-5	at TOR	3/21/2006	L	2-3	at TOR
1/24/1981	L	4-7	at TOR	10/30/1986	L	2-6	at TOR	4/11/1993	L	2-4	TOR	11/10/2000	W	3-1	TOR	12/15/2006	L	3-4	TOR
1/30/1981	T	5-5	TOR	1/4/1987	W	8-3	TOR	10/19/1993	L	2-7	at TOR	1/31/2001	L	3-4	TOR	1/9/2007	W	4-1	at TOR
3/22/1981	T	3-3	TOR	1/24/1987	W	3-0	at TOR	1/19/1994	T	3-3*	TOR	10/11/2001	L	2-3	TOR	1/30/2007	L	1-4	TOR
11/18/1981	W	8-5	TOR	11/28/1987	W	4-2	at TOR	11/24/1995	W	4-0	at TOR	11/27/2001	W	5-2	at TOR	3/27/2007	L	1-6	at TOR
12/2/1981	W	5-3	at TOR	12/30/1987	W	3-1	TOR	3/8/1996	W	7-4	TOR	12/26/2001	W	4-3	TOR	10/9/2007	W	7-1	at TOR
12/27/1981	W	7-3	TOR	2/7/1988	W	4-2	TOR	1/20/1997	W	3-1	TOR	2/26/2002	L	1-4	at TOR	12/18/2007	W	3-2*	TOR
1/1/1983	L	5-7	at TOR	1/16/1989	L	3-5	at TOR	3/8/1997	T	1-1*	at TOR	1/29/2003	L	2-3	TOR	1/15/2008	L	4-5	at TOR
2/2/1983	L	1-7	at TOR	2/15/1989	W	4-2	at TOR	4/9/1998	W	5-2	TOR	2/18/2003	L	3-4	at TOR	1/31/2008	W	3-2*	TOR
2/13/1983	W	5-3	TOR	3/5/1989	W	3-0	TOR	4/11/1998	L	1-5	at TOR	3/1/2003	L	1-4	at TOR	11/2/2008	W	6-4	TOR
12/8/1983	L	6-8	TOR	2/10/1990	W	6-2	TOR	1/18/1999	W	4-2	TOR	3/25/2003	T	3-3*	TOR	11/4/2008	W	5-4*	at TOR
2/18/1984	W	8-2	at TOR	2/14/1990	T	6-6*	at TOR	2/10/1999	W	6-5	at TOR	11/2/2003	L	1-2	TOR	1/15/2009	L	4-6	TOR
3/15/1984	W	5-3	TOR	3/8/1990	L	6-7	TOR	2/24/1999	T	2-2*	at TOR	1/27/2004	W	2-0	at TOR	1/19/2009	W	2-0	at TOR
10/17/1984	W	5-3	at TOR	10/17/1990	W	3-1	at TOR	3/26/1999	L	2-7	TOR	2/19/2004	OTL	1-2*	TOR				



VANCOUVER CANUCKS

2009-10 SCHEDULE

12/5/2009 at CAR 1:30 p.m.

HURRICANES vs. VANCOUVER

ALL-TIME: GP: 62 23-26-12-1 GF: 184 GA: 214
 at home: GP: 30 13-12-5 GF: 97 GA: 101
 on road: GP: 32 10-14-7-1 GF: 87 GA: 113
 in overtime: GP: 12 0-6-6

Chairman & governor Francesco Aquilini
 President/General manager Mike Gillis
 Head coach Alain Vigneault
 Associate coach Rick Bowness
 Assistant coaches Ryan Walter, Darryl Williams
 Goaltending coach Ian Clark
 Director, media relations & team operations T.C. Carling
 Manager, media relations & team operations Ben Brown
 Coordinator, media relations & publications Stephanie Maniago
 General office (604) 899-4600

Inaugural season 1970-71
 Stanley Cup titles None
 Home ice General Motors Place (1995)
 Building capacity 18,638
 2008-09 record 45-27-10
 AHL affiliate Manitoba Moose

2008-09 SERIES RECAP

HURRICANES WIN SEASON SERIES: 1-0-0

At CAROLINA HURRICANES Attend Goaltenders Winning Goal
 None

SERIES STATISTICS

HURRICANES SPECIALTY TEAMS		CANUCKS SPECIALTY TEAMS	
Power Play.....2-4.....50.0%	Penalty Killing.....3-4.....75.0%	Power Play.....1-4.....25.0%	Penalty Killing.....2-4.....50.0%

GOALTENDING

HURRICANES	GP	Min	W-L-OT	SO	GA	SA	SV	GAA	SV%
Cam Ward	1	59	0-1-0	0	4	24	20	4.06	.833

At VANCOUVER CANUCKS Attend Goaltenders Winning Goal
 03 Feb '09 Hurricanes 3 Canucks 4 18,630 Ward-Luongo Alex Burrows

HURRICANES LEADING SCORERS

	GP	G	A	TP	+/-	PM
Joseph Corvo	1	1	1	2	0	0
Eric Staal	1	1	1	2	0	0
Ray Whitney	1	0	2	2	0	0

CANUCKS LEADING SCORER

	GP	G	A	TP	+/-	PM
Ryan Kesler	1	1	2	3	3	0

CANUCKS	GP	Min	W-L-OT	SO	GA	SA	SV	GAA	SV%
Roberto Luongo	1	60	1-0-0	0	3	27	24	3.01	.889

ALL-TIME SEASON SERIES RECORDS

YEAR	OVERALL	HOME	ROAD	YEAR	OVERALL	HOME	ROAD	YEAR	OVERALL	HOME	ROAD
1979-80	1-1-2	1-0-1	0-1-1	1989-90	2-1-0	0-1-0	2-0-0	1999-00	1-0-1-0	0-0-1-0	1-0-0-0
1980-81	1-1-2	1-0-0	0-1-1	1990-91	2-1-0	1-1-0	1-0-0	2000-01		Did Not Play	
1981-82	0-2-1	0-1-0	0-1-1	1991-92	0-2-1	0-1-0	0-1-1	2001-02	0-2-0-0	0-1-0-0	0-1-0-0
1982-83	1-2-0	1-1-0	0-1-0	1992-93	1-1-0	1-0-0	0-1-0	2002-03	0-1-0-0	0-1-0-0	0-0-0-0
1983-84	0-3-0	0-1-0	0-2-0	1993-94	1-1-0	0-1-0	1-0-0	2003-04	0-0-0-1	0-0-0-0	0-0-0-1
1984-85	1-2-0	1-1-0	0-1-0	1994-95	Did Not Play Western Conf Teams			2005-06	Did Not Play Northwest Div Teams		
1985-86	3-0-0	1-0-0	2-0-0	1995-96	2-0-0	1-0-0	1-0-0	2006-07	0-0-1	0-0-0	0-0-1
1986-87	2-0-1	1-0-1	1-0-0	1996-97	0-2-0	0-1-0	0-1-0	2007-08	1-0-0	1-0-0	0-0-0
1987-88	1-0-2	0-0-1	1-0-1	1997-98	1-1-0	1-0-0	0-1-0	2008-09	0-1-0	0-0-0	0-1-0
1988-89	1-1-1	1-1-0	0-0-1	1998-99	1-1-0	1-0-0	0-1-0				

ALL-TIME SEASON GAME RESULTS (*Overtime **Shootout)

12/11/1979 L 3-5 at VAN	1/6/1983 L 4-6 VAN	12/15/1987 T 2-2* VAN	3/7/1992 L 1-5 VAN	2/26/1999 L 0-1 at VAN
2/12/1980 T 5-5 VAN	10/28/1983 L 4-5* at VAN	12/20/1987 T 3-3* at VAN	3/18/1992 L 2-3 at VAN	10/15/1999 W 4-1 at VAN
3/13/1980 W 3-1 VAN	11/30/1983 L 2-6 VAN	1/29/1988 W 4-2 at VAN	1/16/1993 L 3-8 at VAN	11/24/1999 T 1-1* VAN
3/28/1980 T 4-4 at VAN	1/15/1984 L 0-5 at VAN	11/5/1988 L 2-3 VAN	3/6/1993 W 5-1 VAN	1/12/2002 L 1-7 at VAN
11/1/1980 T 4-4 VAN	10/20/1984 W 3-2 VAN	11/9/1988 T 1-1* at VAN	12/8/1993 L 1-4 VAN	1/21/2002 L 5-7 VAN
11/22/1980 W 4-3 VAN	2/1/1985 L 3-4* at VAN	3/2/1989 W 2-1 VAN	2/6/1994 W 4-2 at VAN	11/27/2002 L 2-3 VAN
12/3/1980 T 4-4 at VAN	3/3/1985 L 6-7* VAN	1/10/1990 W 3-1 at VAN	1/16/1996 W 3-0 VAN	12/14/2003 OTL 1-2* at VAN
3/1/1981 L 0-3 at VAN	11/29/1985 W 5-4 at VAN	2/9/1990 L 1-4 VAN	2/7/1996 W 5-3 at VAN	12/8/2006 OT 3-4* at VAN
10/23/1981 T 2-2 at VAN	1/10/1986 W 4-3 at VAN	3/13/1990 W 1-0 at VAN	11/27/1996 L 6-2 VAN	10/22/2007 W 3-1 VAN
11/4/1981 L 1-4 VAN	2/18/1986 W 5-4 VAN	10/27/1990 L 2-4 VAN	1/10/1997 L 5-3 at VAN	2/3/2009 L 3-4 at VAN
2/20/1982 L 2-4 at VAN	11/12/1986 W 4-3 at VAN	1/2/1991 W 5-2 at VAN	11/3/1997 W 5-3 VAN	
10/16/1982 W 6-5 VAN	12/13/1986 T 2-2* VAN	11/10/1991 W 5-4 at VAN	11/16/1997 L 1-4 at VAN	
10/26/1982 L 1-8 at VAN	3/29/1987 W 7-4 VAN	2/1/1992 T 4-4* at VAN	10/20/1998 W 3-1 VAN	

ALL-TIME LEADERS

OPPONENT ALL-TIME SCORING LEADERS

RK.	PLAYER	CLUB(S)	GP	G	A	TP	PIM	PP	SH	GW
1.	Bourque, Ray (Ret.)	BOS-QUE	126	37	109	146	103	17	1	5
2.	Stastny, Peter (Ret.)	QUE-NJ	76	41	79	120	60	16	0	8
3.	Andreychuk, Dave (Ret.)	BUF-TOR-NJ-BOS-TB	119	52	62	114	78	21	1	10
4.	Gretzky, Wayne (Ret.)	EDM-LA-STL-NYR	57	36	73	109	74	4	3	3
5.	Goulet, Michel (Ret.)	QUE-CHI	83	62	40	102	122	19	1	4
6.	Jagr, Jaromir	PIT-WSH-NYR	69	32	67	99	50	7	0	6
7.	Hawerchuk, Dale (Ret.)	WPG-BUF-STL-PHI	63	30	66	96	18	17	0	3
8.	Smith, Bobby (Ret.)	MIN-MTL	73	28	51	79	44	12	0	2
	Sakic, Joe (Ret.)	QUE-COL	61	27	52	79	20	8	2	8
10.	Recchi, Mark	PIT-PHI-MTL-ATL-TB-BOS	81	32	45	77	56	11	1	6
	Housley, Phil (Ret.)	BUF-WPG-CGY-NJ-WSH-CHI	84	16	61	77	45	2	0	2
12.	Oates, Adam (Ret.)	DET-STL-BOS-WSH-PHI-ANA-EDM	70	18	58	76	26	7	0	2
13.	Stastny, Anton (Ret.)	QUE	61	31	43	74	18	9	0	6
	Lemieux, Mario (Ret.)	PIT	40	30	44	74	18	9	3	0
15.	Middleton, Rick (Ret.)	BOS	59	28	45	73	6	9	0	3
16.	Sundin, Mats	QUE-TOR-VAN	66	32	40	72	42	6	1	1
	Messier, Mark (Ret.)	EDM-NYR-VAN	69	29	43	72	73	6	2	5
18.	Turgeon, Pierre (Ret.)	BUF-NYI-MTL-STL-DAL-COL	64	31	39	70	31	12	2	6
19.	Savard, Denis (Ret.)	CHI-MTL-TB	59	28	41	69	55	6	0	1
20.	Mogilny, Alexander (Ret.)	BUF-VAN-NJ-TOR	57	31	33	64	14	14	0	5
	Damphousse, Vincent (Ret.)	TOR-EDM-MTL-SJ	60	25	39	64	64	8	1	6
22.	Naslund, Mats (Ret.)	MTL-BOS	64	25	38	63	8	6	1	7
	Hunter, Dale (Ret.)	QUE-WSH	87	14	49	63	253	7	1	1
24.	LaFontaine, Pat (Ret.)	NYI-BUF-NYR	48	25	36	61	22	8	1	4
	Coffey, Paul (Ret.)	EDM-PIT-LA-DET-PHI-BOS	45	15	46	61	64	8	0	2
26.	Walter, Ryan (Ret.)	WSH-MTL-VAN	75	26	34	60	69	5	1	4
27.	Robitaille, Luc (Ret.)	LA-PIT-NYR-DET	43	34	25	59	31	10	0	1
28.	Lecavalier, Vincent	TB	60	25	33	58	32	7	1	1
29.	Bondra, Peter (Ret.)	WSH-OTT-ATL-CHI	62	34	22	56	40	11	3	6
	Crowder, Keith (Ret.)	BOS-LA	62	28	28	56	120	8	0	2
31.	Richer, Stephane (Ret.)	MTL-NJ-TB-STL-PIT	75	27	28	55	50	9	0	5
	Carbonneau, Guy (Ret.)	MTL-DAL	97	17	38	55	47	2	2	6
	Robinson, Larry (Ret.)	MTL-LA	71	8	47	55	18	5	0	0
34.	Pederson, Barry (Ret.)	BOS-VAN-PIT	49	30	24	54	28	11	2	6
	Kovalchuk, Ilya	ATL	44	29	25	54	41	9	0	5
	Leetch, Brian (Ret.)	NYR-BOS	55	14	40	54	28	5	0	4
37.	Foligno, Mike (Ret.)	DET-BUF-TOR-FLA	81	27	26	53	129	3	0	6
	Muller, Kirk (Ret.)	NJ-MTL-TOR-FLA-DAL	56	21	32	53	74	6	0	1
	Lafleur, Guy (Ret.)	MTL-NYR-QUE	39	18	35	53	8	3	0	2
	Janney, Craig (Ret.)	BOS-STL-SJ-PHX-TB	42	11	42	53	20	5	0	2
41.	Neely, Cam (Ret.)	VAN-BOS	55	26	26	52	139	6	0	7
	Jokinen, Olli	LA-NYI-FLA-PHX-CGY	53	20	32	52	57	5	1	2
43.	St. Louis, Martin	CGY-TB	50	28	22	50	14	9	1	5
	Hossa, Marian	OTT-ATL-PIT-DET	46	22	28	50	33	7	2	3
	Chelios, Chris	MTL-CHI-DET	65	14	36	50	191	5	0	1
46.	Bellows, Brian (Ret.)	MIN-MTL-TB-ANA-WSH	56	23	26	49	43	13	0	2
47.	Ciccarelli, Dino (Ret.)	MIN-WSH-DET-TB-FLA	47	28	20	48	40	10	0	3
	Larmer, Steve (Ret.)	CHI-NYR	39	23	25	48	14	7	2	3
	Paiement, Wilf (Ret.)	COL-TOR-QUE-BUF-PIT	47	21	27	48	96	4	1	3
	Tremblay, Mario (Ret.)	MTL	40	19	29	48	73	5	0	3

OPPONENT TOP GOALIES

RK.	GOALTENDER	CLUB(S)	GP	MIN	GA	SO	GAA	W-L-T/OT
1.	Osgood, Chris	DET-NYI-STL	16	958	24	3	1.50	12-4-0
2.	Lalime, Patrick	PIT-OTT-STL-CHI-BUF	20	1203	35	2	1.75	11-4-4
3.	Brodeur, Martin	NJ	51	3038	104	6	2.05	32-13-6
4.	Khabibulin, Nikolai	WPG-PHX-TB-CHI	18	1106	40	3	2.17	7-6-5
5.	Hasek, Dominik (Ret.)	CHI-BUF-DET-OTT	42	2486	91	1	2.20	23-15-4
6.	Vernon, Mike (Ret.)	CGY-DET-SJ-FLA	21	1194	44	1	2.21	15-5-1
7.	Kolzig, Olaf	WSH-TB	49	2939	115	4	2.35	26-14-9
8.	Billington, Craig (Ret.)	NJ-OTT-BOS-COL-WSH	16	839	33	1	2.36	9-2-3
9.	Belfour, Ed (Ret.)	CHI-DAL-TOR-FLA	24	1416	57	2	2.42	11-8-5
10.	Biron, Martin	BUF-PHI	18	1002	42	1	2.51	9-4-3
11.	Richter, Mike (Ret.)	NYR	38	2235	94	3	2.52	22-15-1
12.	Sevigny, Richard (Ret.)	MTL-QUE	17	945	40	0	2.54	11-3-1
13.	Luongo, Roberto	NYI-FLA-VAN	27	1532	66	1	2.58	10-13-4
14.	Tugnutt, Ron (Ret.)	QUE-OTT-PIT-CBJ-DAL	33	1834	81	0	2.65	13-11-6
15.	Roy, Patrick (Ret.)	MTL-COL	63	3686	163	4	2.65	35-18-7
16.	Hanlon, Glen (Ret.)	VAN-STL-NYR-DET	16	927	41	2	2.65	6-6-4
17.	Theodore, Jose	MTL-COL-WSH	29	1624	72	4	2.66	13-11-3
18.	Vokoun, Tomas	MTL-NSH-FLA	21	1237	55	1	2.67	9-6-5
19.	Thibault, Jocelyn (Ret.)	QUE-COL-MTL-CHI-PIT-BUF	21	1226	55	0	2.69	7-12-1
20.	Vanbiesbrouck, John (Ret.)	NYR-FLA-PHI-NYI-NJ	29	1631	74	3	2.72	12-13-2