

# Frequently Asked Questions



## USB Flash Wear-Leveling and Life Span

### What is flash drive wear leveling?

Flash wear leveling is a technique used to help prolong the life of USB Flash drives.

Data can be written to an address on a flash memory IC a finite number of times. Even though the allowable number of writes is large (typically 10,000 or 100,000), if you write to the same spot over and over, it is conceivable that the flash device would wear out at that location. So, flash drives use wear leveling to make sure this does not happen.

### How does wear leveling work?

Wear leveling works to distribute data evenly across each memory block of the entire USB Flash drive. This process decreases the total wear on the drive, thereby increasing the lifetime of the drive.

In order to understand how wear leveling works, one needs to understand the basics of how memory is stored and addressed on a flash drive. A couple terms to be familiar with are LBA and PBA.

**LBA (Logical Block Address):** The LBA is the address that the operating system uses to read or write a block of data on the flash drive.

**PBA (Physical Block Address):** The PBA is the fixed, physical address of a block of data on the flash drive.

The USB Flash Drive Controller resides on the flash drive, and provides the lookup table to map which PBA contains the data assigned to a given LBA. This relationship is shown in Figure 1. Since a lookup table is used, the data for a given LBA can be stored at nearly any PBA on the drive.

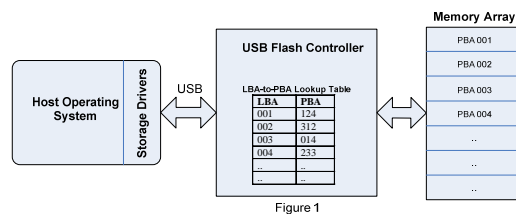


Figure 1

### How does the “leveling” happen?

As we have discussed, the controller uses a lookup table to map the LBA to the PBA; it is a lot like the index of a book. So, the data can physically be moved, and all one has to do is change the index, and the data can still be found with ease.

Since one can move the data around with little or no penalty, the controller constantly does just that. Updated or new data is written to the first available free block with the least number of writes. The block that contains old data is erased in the background and then marked as a free block. This block rotating technique ensures even wear of memory blocks across the USB Flash drive. The wear leveling process is transparent to the Operating System.

The following is a very simplified example, illustrated in figure 2. At the start, we have PBA #1 through #4 containing data, and PBA #5 and #6 are “free”, or empty. When the computer writes new data to LBA15, the controller writes the new data to PBA #5, instead of PBA #1, where LBA15 used to reside. PBA #1 is now “free”.

Now, we will write to LBA14. As with LBA15, the data is written to a new PBA, and PBA #3 is now free. Finally, we will write to LBA14 a second time. Once again, the LBA is moved to a new physical address. Using a far more complex version of this activity, the writes to the flash drive are made fairly constant across the device.

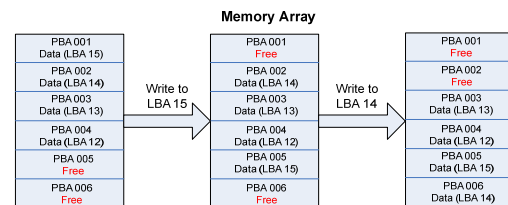


Figure 2

### What is static wear leveling?

This technique wear-levels over both dynamic and static data areas (see figure 3). For example, an 8GB Flash Voyager stores 3GB of MP3 music files. The entire 8GB capacity can be used for wear leveling.

Reassigning static data is a more complex task than dynamic data because it requires multiple operations to safely move static data around. As a result, this implementation may impact the overall write performance.

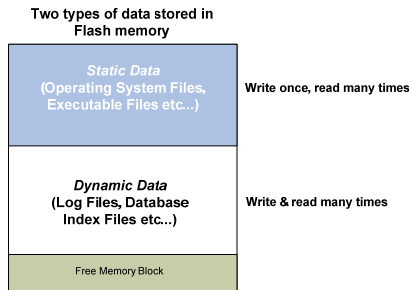


Figure 3

### What is *dynamic* wear leveling?

This technique only wear-levels over dynamic data areas (see figure 3). For example, an 8GB Flash Voyager stores 3GB of MP3 music files but only 5GB remaining capacity is free for wear leveling.

The dynamic data areas are rotated in the round-robin fashion from a pool of free blocks. Dynamic wear leveling has a shorter life expectancy compared to static wear leveling because only dynamic data areas can be used to rotate data.

### Static Wear Leveling vs. Dynamic Wear Leveling : Tradeoffs

Item	Static	Dynamic
<b>Endurance</b>	Very long life expectancy	Long life expectancy
<b>Performance</b>	Slower	Faster
<b>Design Complexity</b>	More complex	Less complex

### Which kind of wear leveling do Corsair drives use?

Corsair's flash drives typically use dynamic wear-leveling. The reason for this is that dynamic wear-leveling is less complicated to implement, and provides endurance that is more than adequate for consumer flash drive applications.

### Will my Corsair USB Flash drive last more than 10 years?

Yes. All Corsair flash drives are built with memory components that can handle AT LEAST 10,000 write cycles; typically they will handle an order of magnitude more than this. So, this means that in order to exhaust the drive in ten years, one would have to write to EVERY BLOCK in the device about 2.7 times per day, every single day. We simply can't conceive of such a usage scenario; this would mean that on a fairly typical 8 GByte drive, one would need to write over 21 GBytes of data to it every day for ten years! USB flash drives simply are not used in this way.

If one thinks he or she might actually try this, we suggest buying a Corsair Flash Voyager GT or a Corsair Flash Survivor GT USB drive. They are built with components guaranteed for 100,000 write cycles. With these, one can write over 210 GBytes of data to the drive each day, for ten years!