




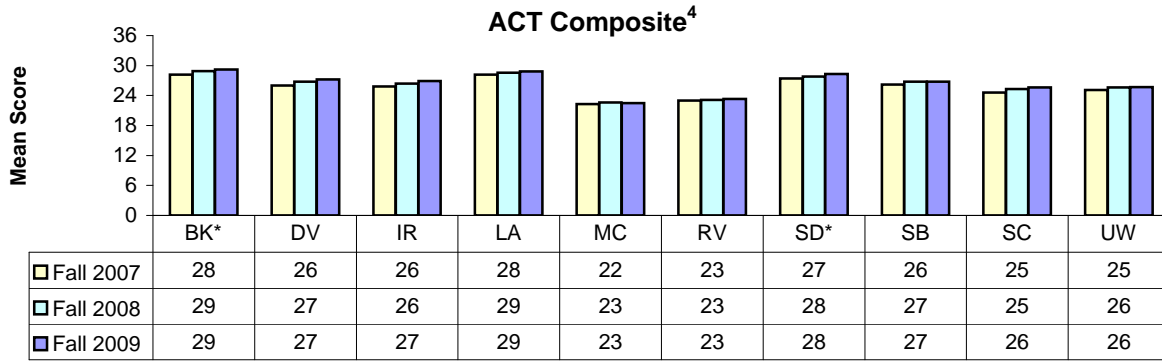
NOTES: Data reported excludes missing values.

\*Data includes students who were offered admissions to Berkeley and San Diego for the Winter/Spring terms.

<sup>1</sup>Course data reported in semester units.

<sup>2</sup>High school GPA based on 10th and 11th grades, with a maximum of 8 honors bonus points. Based on self-reported information from the application.

<sup>3</sup>Represents the proportion of ELC applicants in the total admitted class.

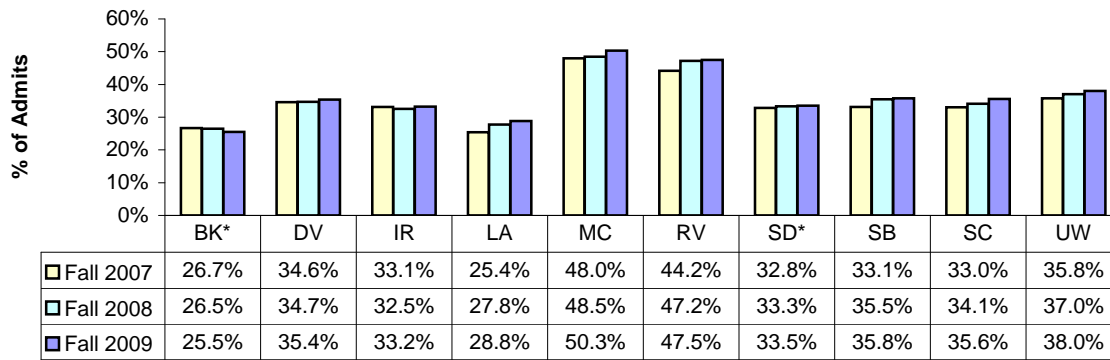


NOTES: Data reported excludes missing values.

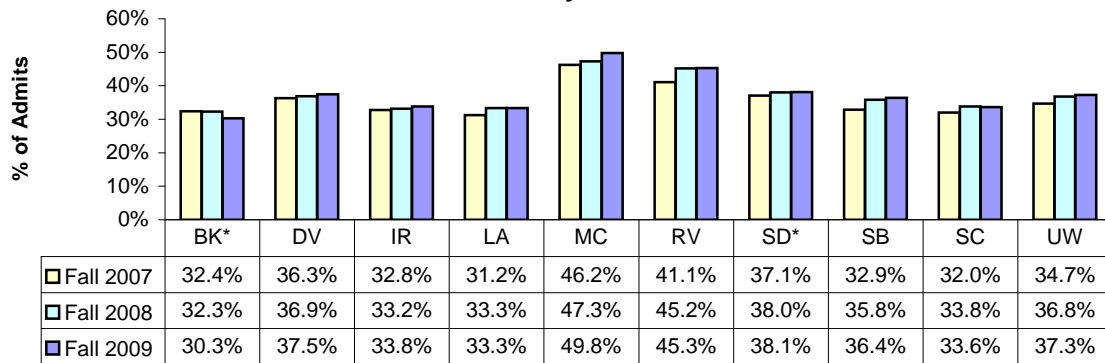
\*Data includes students who were offered admissions to Berkeley and San Diego for the Winter/Spring terms.

<sup>4</sup>As reported by ACT or self-reported by applicant. Does not include writing subscore or combined English/writing score used for UC eligibility.

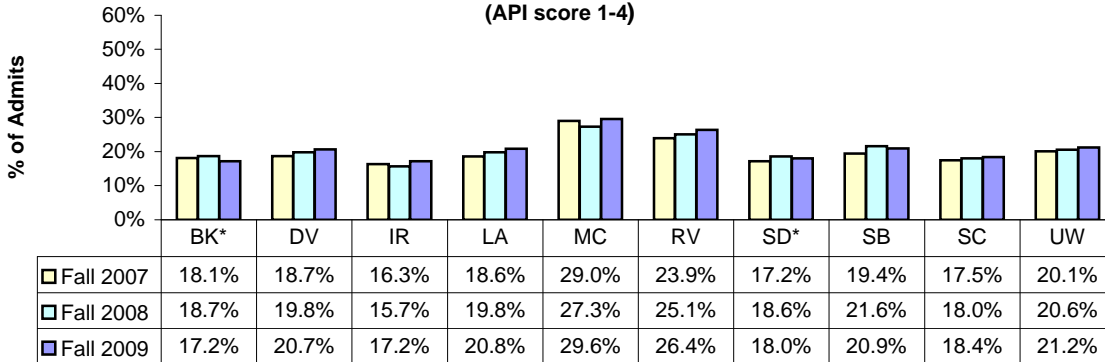
**First Generation College<sup>5</sup>**



**Low Family Income<sup>6</sup>**



**Low High School API  
(API score 1-4)**

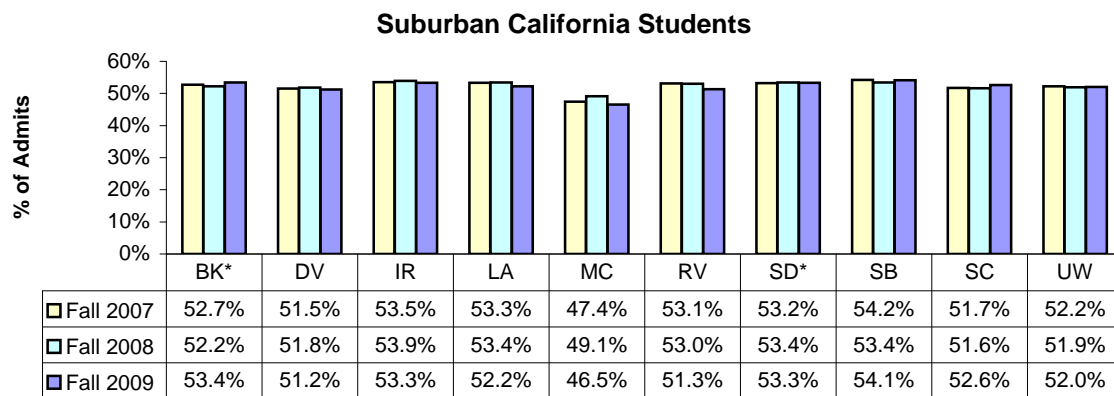
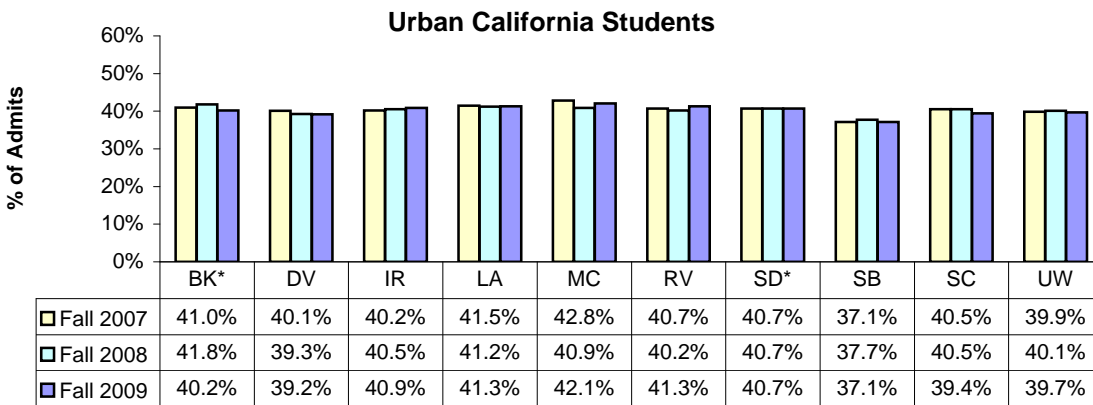
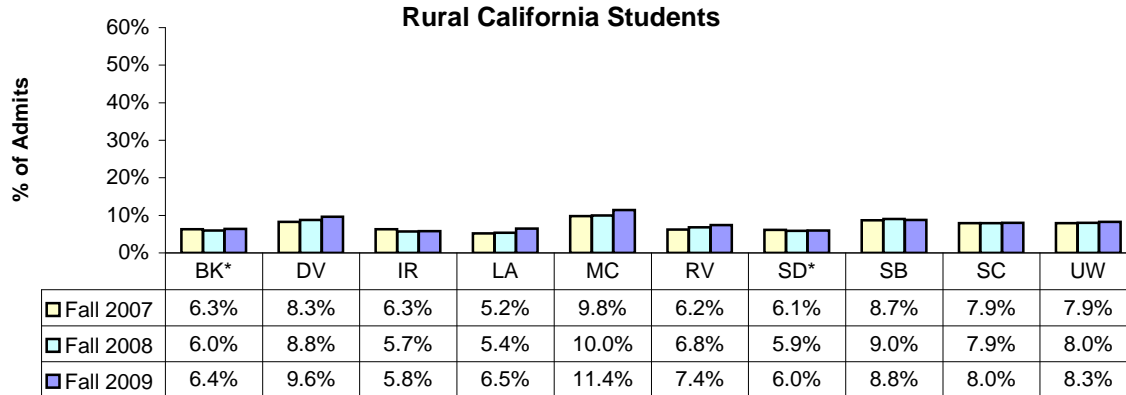


NOTES: Data reported excludes missing values.

\*Data includes students who were offered admissions to Berkeley and San Diego for the Winter/Spring terms.

<sup>5</sup>Neither parent has a 4-year college degree.

<sup>6</sup>Applicants reporting household income (weighted) at or below the 30th percentile based on the March supplement of the Current Population Survey (CPS) for Californians aged 30-65, or \$43,000 or less in Fall 2007, \$46,000 or less in Fall 2008, and \$45,000 or less in Fall 2009.



NOTES: Data reported excludes missing values.

\*Data includes students who were offered admissions to Berkeley and San Diego for the Winter/Spring terms.

Source: UCOP, Student Affairs, Office of Undergraduate Admissions, UCAP March-end 2007, 2008, 2009.