

ARRIVE EARLY

Plan your trip so that you're at the venue well before the scheduled start of the event. Gates open **one to two hours** before the start of competition at city and Whistler venues. Gates open **four hours** prior to the start of the Opening Ceremony, **three hours** prior to the start of the Closing Ceremony and **two hours** prior to the start of the Victory Ceremonies.

TRAVELLING TO VENUES

In Metro Vancouver, public transit is the best way to go. If you're heading to Whistler, options include commercial motorcoach and rideshare/carpool. Parking for spectators is at the Whistler Paralympic Park spectator parking lots (see map on [page 45](#)).

DRESS APPROPRIATELY

Dress for cold and wet weather — warmly, in layers and in waterproof clothing. Remember to wear suitable footwear as you may have to walk on uneven, snowy or icy surfaces.

HAVE YOUR TICKETS READY

Be sure to have your tickets with you as you must have a valid ticket to enter a venue. Treat your tickets like cash; lost or stolen tickets will not be replaced or refunded.



PREPARE FOR THE SECURITY SCREENING

Avoid taking large bags to the venues. If you are unsure of what you can and cannot bring with you, check the prohibited and restricted items list on [page 26](#).

YOUR PAYMENT OPTIONS

Visa cards and cash are the only methods of payment accepted at Paralympic venues.

ACCESSIBILITY

All venues have been reviewed for accessibility. If you have a specific need, see the nearest staff member for assistance.

BE INFORMED

At the venue, look for wayfinding signage, listen to announcements and read the message boards — this will provide you with the information you need to make the most of your experience. Is there still something you need to know? Don't hesitate to visit our information booths located at each venue.



Alpine Skiing

WHISTLER CREEKSIDE

GATES OPEN ONE AND A HALF HOURS PRIOR TO THE START OF COMPETITION.

GETTING HERE



From Vancouver

Drive to the Whistler Paralympic Park spectator parking lots. From here take the Paralympic Alpine Express to the venue (see [page 44](#) for information on how to reach the parking lots).



From Whistler

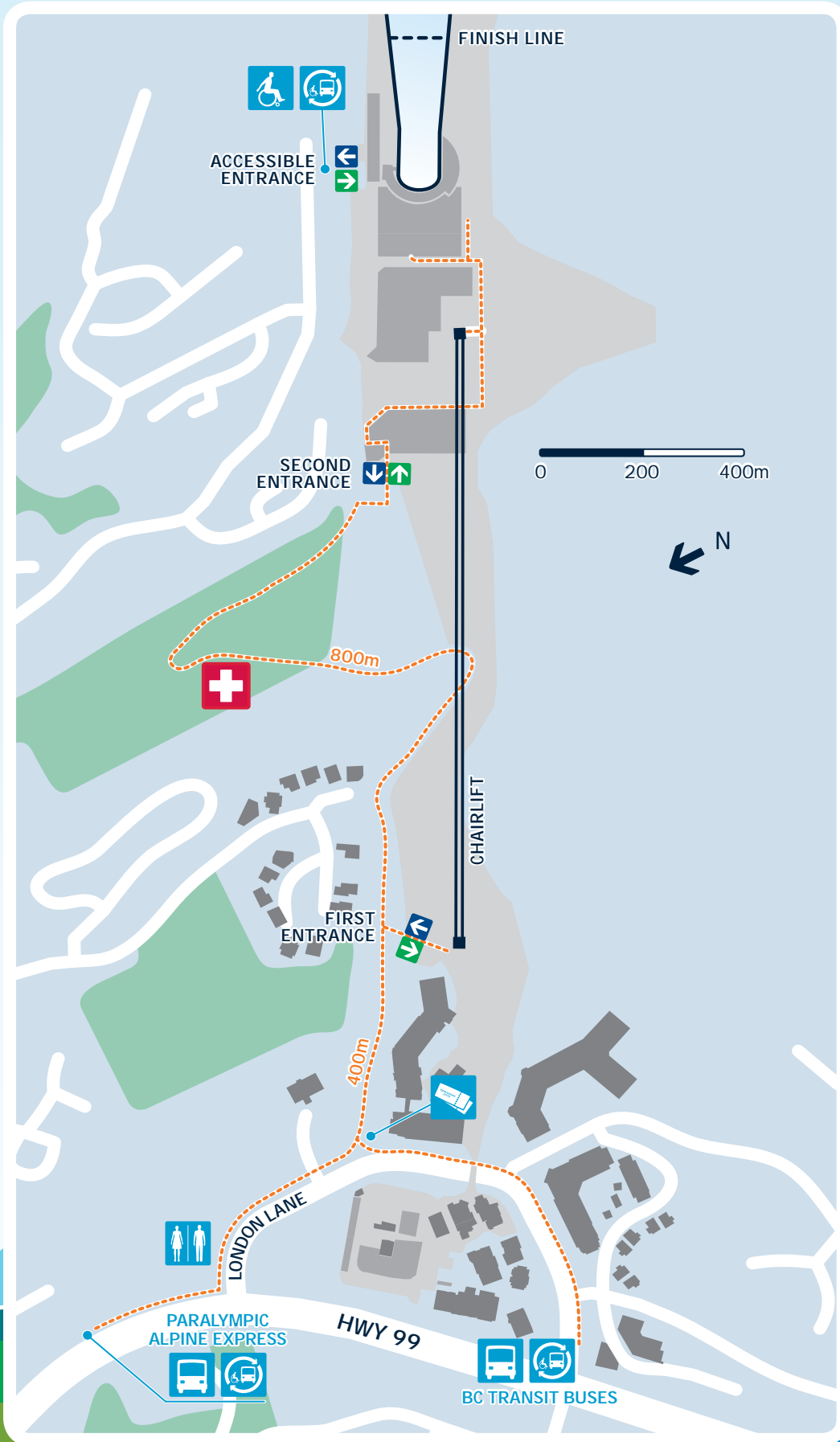
Take BC Transit from the Gondola Transit Exchange in Whistler Village. More bus stops are located along Highway 99.

To reach the first venue entrance, you'll need to walk approximately 400 metres uphill from the transportation drop-off points. From there, to reach the viewing areas, you can choose to either walk another 800 metres uphill on a steep gravel pathway, or take the chairlift.

Choose the first entrance if you wish to take the chairlift up to the viewing areas; take the path to the second entrance if you wish to walk. Signage will be in place to direct you.

It is recommended that you decide ahead of time if you wish to walk or take the chairlift. The chairlift offers accredited individuals loading priority, so there may be long waiting lines to access the lift. If you choose to walk, please make sure you are in good physical condition.







TICKETS

The ticket box office is located at the base of the spectator pathway, on London Lane.

Spectators with category A tickets have the right to general admission grandstand. Spectators with category B tickets are entitled to general admission standing.



INFORMATION

Visit the information booth located in the spectator plaza if you have any questions concerning venue and competition information, tourist information or ticket resolution issues. Lost and found is also located at the information booth.



ACCESSIBILITY

The accessible shuttle will pick up spectators with specific needs from the transportation drop-off points, and bring them to the accessible entrance located approximately 40 metres before the accessible seating area.



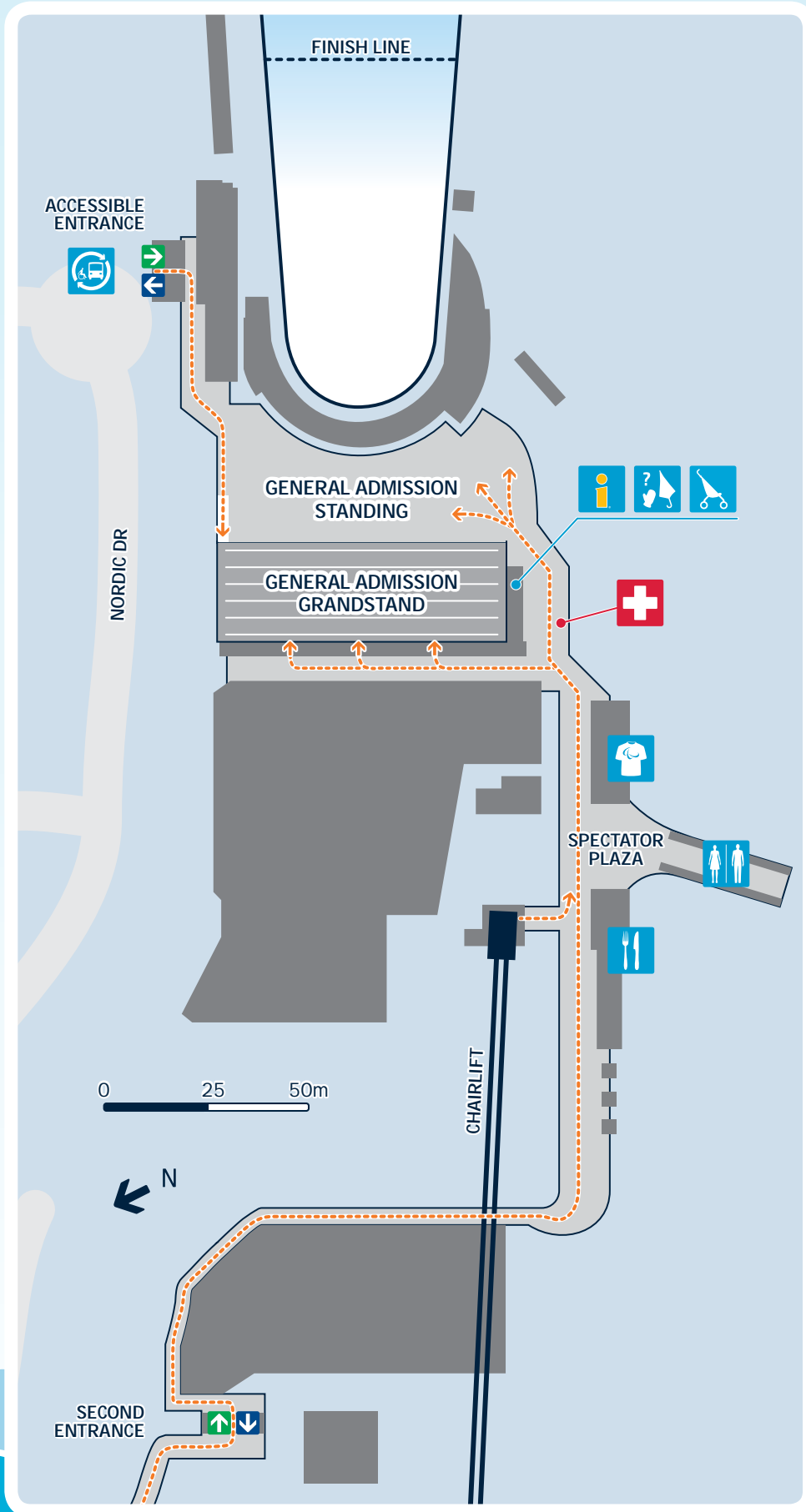
DO

As this venue has no shelter, you could be outside for several hours. Be prepared for extremely cold and wet weather. Dress appropriately — wear layers, and if you have grandstand seating, wear warm pants. Wear appropriate footwear to walk on snow and ice around the venue.

DID YOU KNOW the tiny tailed frogs in Boyd Creek at the Whistler Creekside venue have their own environmental management plan? VANOC surveyed their habitat to minimize disturbance during construction and monitored the frogs as construction progressed. Where the habitat had to be disturbed, VANOC carefully moved the tailed frogs and tadpoles to new homes, 40 metres upstream.

Tip If the lineup for the chairlift is long, you may find it quicker to walk on the pathway to the second entrance. Announcements regarding wait times will be made.





TO WHISTLER VENUES



To reach Whistler venues, spectators can drive to the Whistler Paralympic Park spectator parking lots at the base of Callaghan Valley Road, and from there they can take designated spectator shuttles to Whistler Paralympic Park and Whistler Creekside.

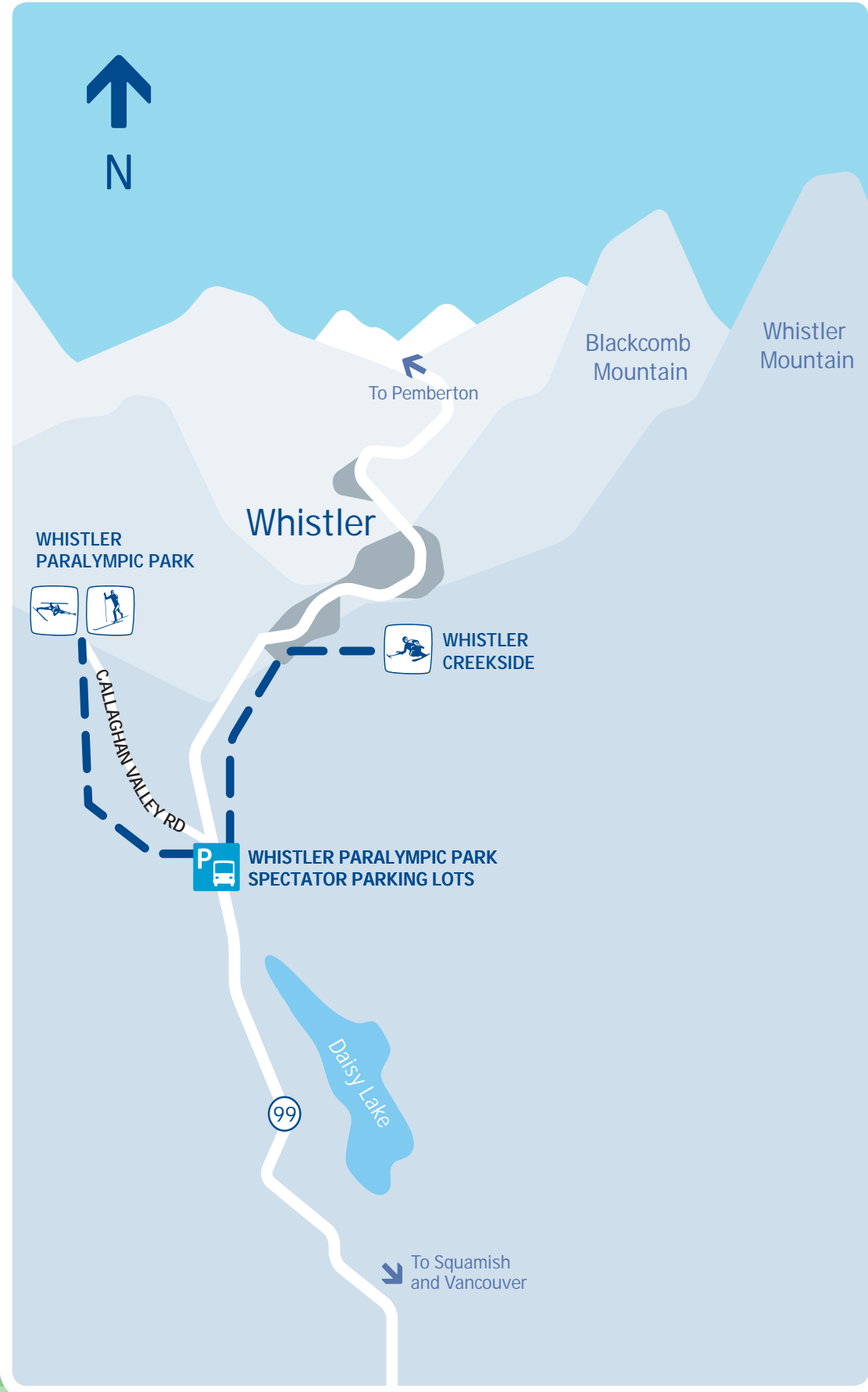
To reach the Whistler Paralympic Park lots: from Vancouver, take Highway 99 north (Sea to Sky Highway) toward Whistler. Continue past Squamish, Pinecrest Estates and Black Tusk Village until you reach the parking lots.



Do not park on the Callaghan Valley Road. Strict towing policies will be enforced.

Tip Timing is everything. Ensure you give yourself sufficient time to travel to your venue and go through ticket checking. It could take a considerable amount of time to reach your seat — if you arrive too close to the start of an event, you may miss it.





GETTING AROUND WHISTLER



BC Transit
bctransit.com

BC Transit operates the public bus system, including service within Whistler and between Whistler, Squamish and Pemberton.



Walking
whistler.ca

Walking the Valley Trail system is a big part of village life in Whistler. For more information visit whistler.ca.

WHISTLER TO VANCOUVER

Travelling by commercial motorcoach to Vancouver is the easiest way to get from Whistler to Vancouver. For more information visit whistler.com.

Once in Vancouver, take public transit to your venue — the fare is included in your event ticket. If you choose to drive, please consider ridesharing/carpooling. Drive to the nearest TransLink Park & Ride lot and access the public transit system to your venue. Remember that public transit fare is included with your event ticket. For more information visit translink.ca.

