

ARRIVE EARLY

Plan your trip so that you're at the venue well before the scheduled start of the event. Gates open **one to two hours** before the start of competition at city and Whistler venues. Gates open **four hours** prior to the start of the Opening Ceremony, **three hours** prior to the start of the Closing Ceremony and **two hours** prior to the start of the Victory Ceremonies.

TRAVELLING TO VENUES

In Metro Vancouver, public transit is the best way to go. If you're heading to Whistler, options include commercial motorcoach and rideshare/carpool. Parking for spectators is at the Whistler Paralympic Park spectator parking lots (see map on [page 45](#)).

DRESS APPROPRIATELY

Dress for cold and wet weather — warmly, in layers and in waterproof clothing. Remember to wear suitable footwear as you may have to walk on uneven, snowy or icy surfaces.

HAVE YOUR TICKETS READY

Be sure to have your tickets with you as you must have a valid ticket to enter a venue. Treat your tickets like cash; lost or stolen tickets will not be replaced or refunded.



PREPARE FOR THE SECURITY SCREENING

Avoid taking large bags to the venues. If you are unsure of what you can and cannot bring with you, check the prohibited and restricted items list on [page 26](#).

YOUR PAYMENT OPTIONS

Visa cards and cash are the only methods of payment accepted at Paralympic venues.

ACCESSIBILITY

All venues have been reviewed for accessibility. If you have a specific need, see the nearest staff member for assistance.

BE INFORMED

At the venue, look for wayfinding signage, listen to announcements and read the message boards — this will provide you with the information you need to make the most of your experience. Is there still something you need to know? Don't hesitate to visit our information booths located at each venue.



Biathlon

Cross-Country
Skiing

WHISTLER PARALYMPIC PARK

GATES OPEN TWO HOURS PRIOR TO THE START OF COMPETITION.

GETTING HERE



From Vancouver



Drive to the Whistler Paralympic Park spectator parking lots. From here take designated shuttles to the venue (see **page 44** for information on how to reach the parking lots).



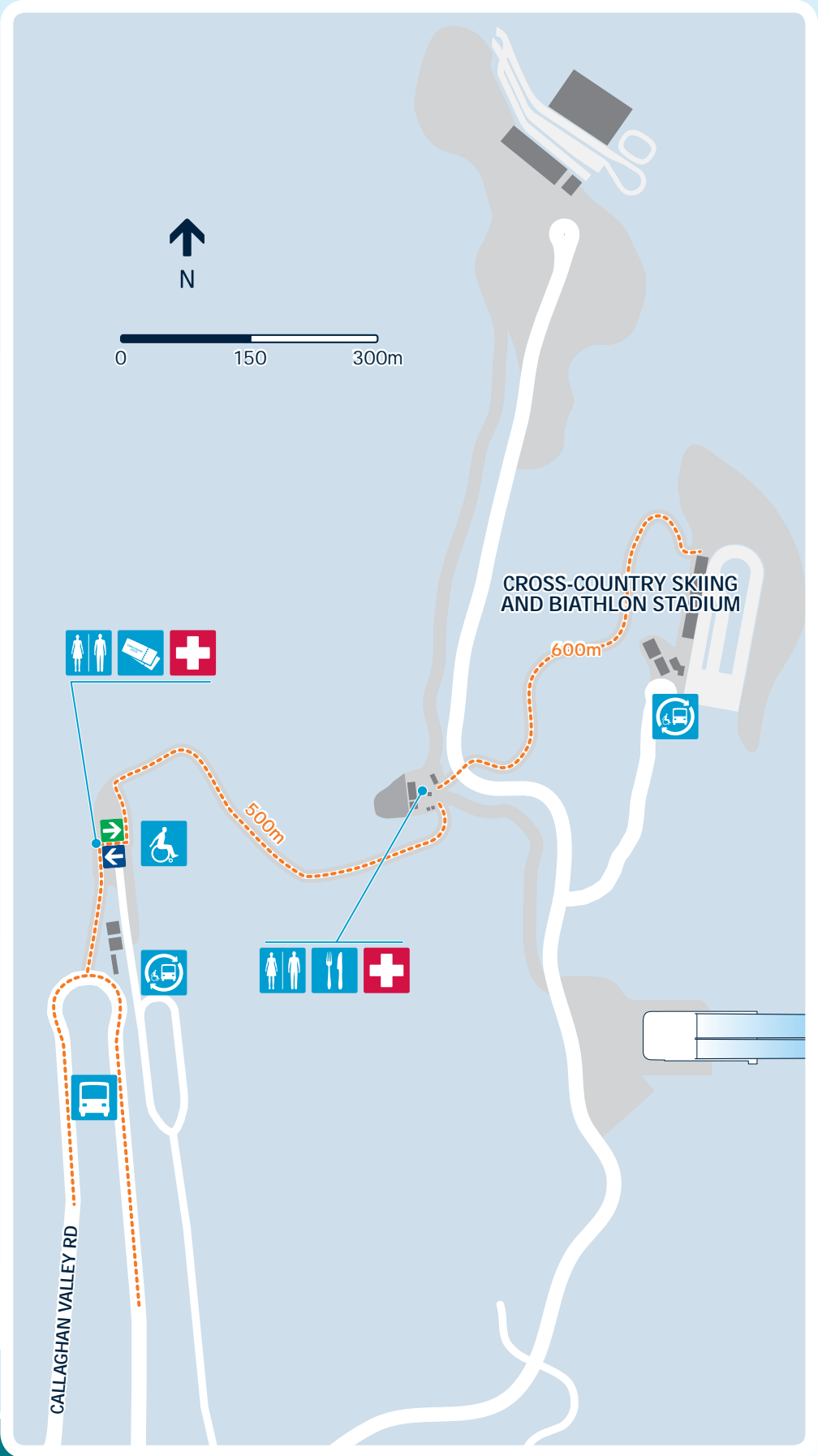
From Whistler

Drive to the Whistler Paralympic Park parking lots. From here take designated shuttles to the venue (see **page 44** for information on how to reach the parking lots). **OR** Walk or take public transit to Day Lot #5 in Whistler Village. From here take the Whistler Paralympic Park Express to the venue.

There is no BC Transit to this venue.

DID YOU KNOW that there are 32 Paralympic events taking place at Whistler Paralympic Park? That's half of all Vancouver 2010 Paralympic Winter Games events.







TICKETS

The ticket box office is located between the transportation drop-off point and the entrance of the venue.

Spectators with category A tickets have the right to general admission grandstand. Spectators with category B tickets are entitled to general admission standing.



INFORMATION

Visit the information booth located in the spectator plaza if you have any questions concerning venue and competition information, tourist information or ticket resolution issues. Lost and found is also located at the information booth.



ACCESSIBILITY

Spectators with specific needs will be dropped off at the venue entrance and from there will board the accessible shuttle, which stops approximately 50–75 metres from the spectator plaza of the stadium.



DO

Dress appropriately — wear layers, and if you have grandstand seating, wear warm pants. Wear appropriate footwear to walk on snow and ice around the venue. To access the stadium, you'll be required to walk along a sloped pathway covered with snow.

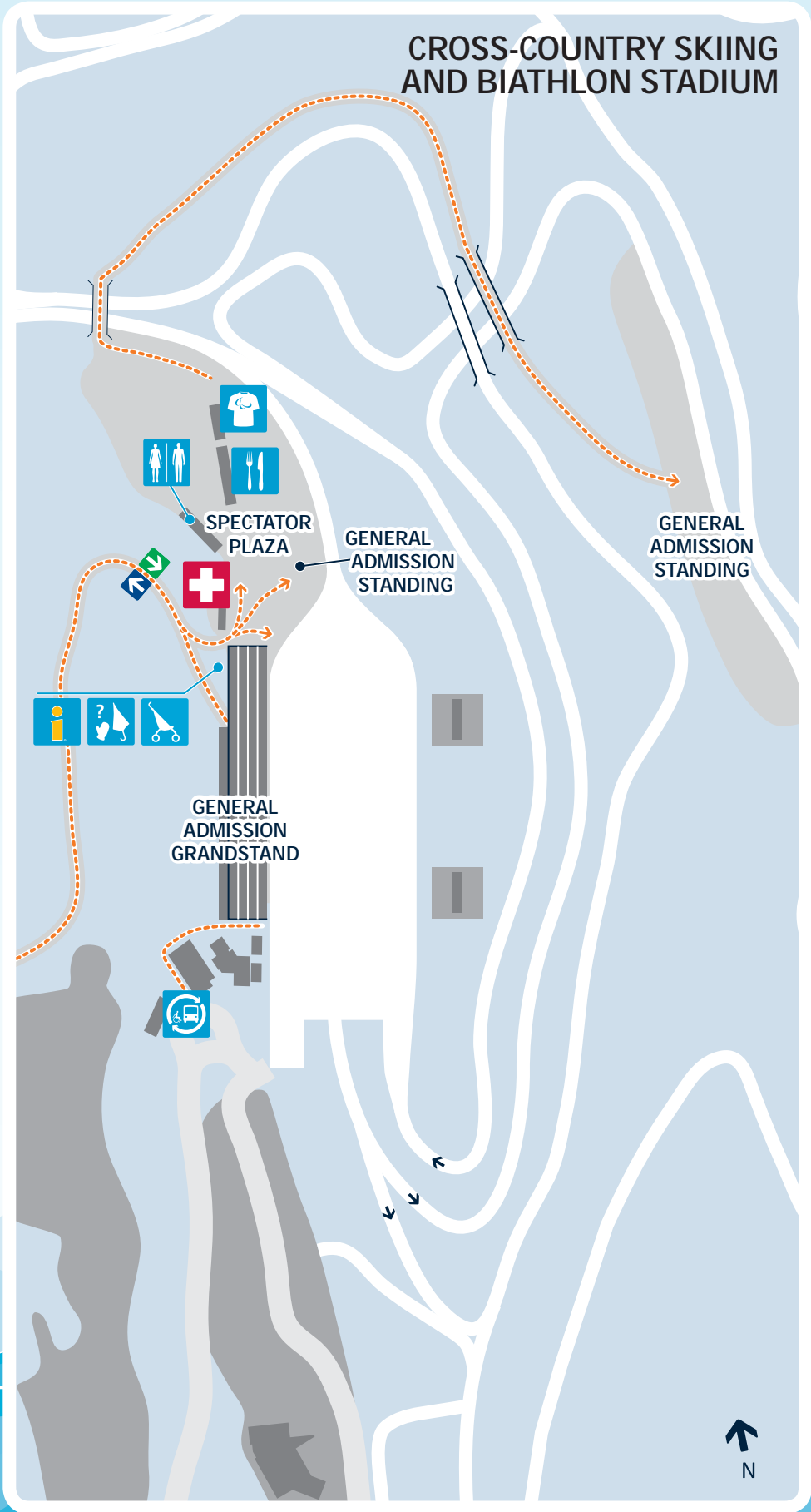


DON'T

Please remember that leaving and re-entering the venue is not permitted.

Tip As this venue has limited shelter, you could be outside for several hours. Be prepared for cold or wet weather.





TO WHISTLER VENUES



To reach Whistler venues, spectators can drive to the Whistler Paralympic Park spectator parking lots at the base of Callaghan Valley Road, and from there they can take designated spectator shuttles to Whistler Paralympic Park and Whistler Creekside.

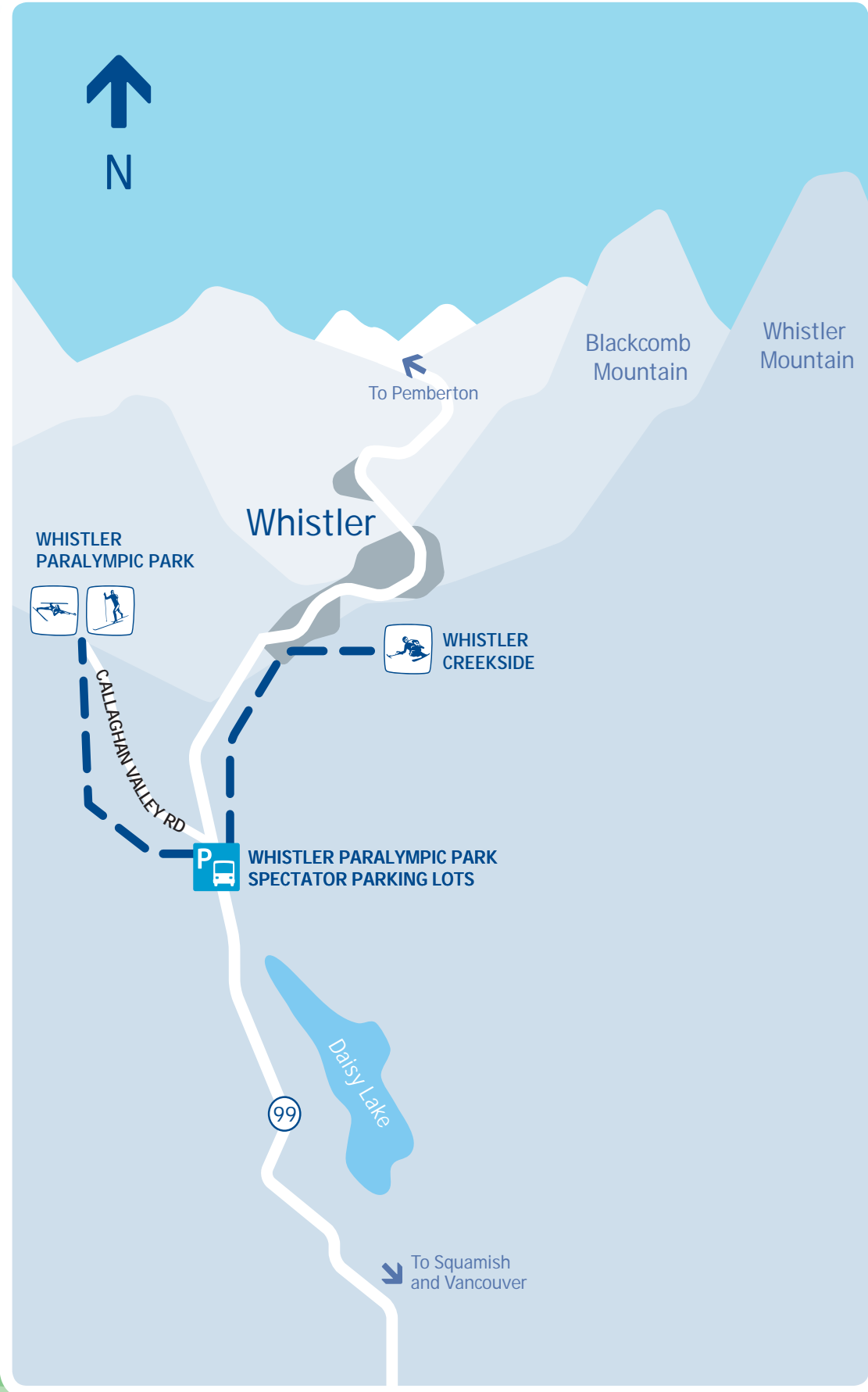
To reach the Whistler Paralympic Park lots: from Vancouver, take Highway 99 north (Sea to Sky Highway) toward Whistler. Continue past Squamish, Pinecrest Estates and Black Tusk Village until you reach the parking lots.



Do not park on the Callaghan Valley Road. Strict towing policies will be enforced.

Tip Timing is everything. Ensure you give yourself sufficient time to travel to your venue and go through ticket checking. It could take a considerable amount of time to reach your seat — if you arrive too close to the start of an event, you may miss it.





GETTING AROUND WHISTLER



BC Transit bctransit.com

BC Transit operates the public bus system, including service within Whistler and between Whistler, Squamish and Pemberton.



Walking whistler.ca

Walking the Valley Trail system is a big part of village life in Whistler. For more information visit whistler.ca.

WHISTLER TO VANCOUVER

Travelling by commercial motorcoach to Vancouver is the easiest way to get from Whistler to Vancouver. For more information visit whistler.com.

Once in Vancouver, take public transit to your venue — the fare is included in your event ticket. If you choose to drive, please consider ridesharing/carpooling. Drive to the nearest TransLink Park & Ride lot and access the public transit system to your venue. Remember that public transit fare is included with your event ticket. For more information visit translink.ca.

