

2009



2010

OKLAHOMA CITY

THUNDER



MEDIA GUIDE

RISE
TOGETHER

THUNDER.NBA.COM



Southwestern GROUP OF *companies*

Your One-Stop Business Resource Center



Printing



Publishing



Furniture



Banking



Office Products



4500 N. Santa Fe, Oklahoma City, Oklahoma 73118

Phone: 405.525.9411

Toll Free: 800.356.9005 • 24-Hour Fax: 405.556.9000

www.SouthwesternOK.com

PROUD PARTNER OF
THUNDER
BASKETBALL



2009-10 OKLAHOMA CITY THUNDER SEASON SCHEDULE

OCTOBER | NOVEMBER

SUN	MON	TUE	WED	THU	FRI	SAT
25	26	27	28 SAC 7:00	29 T	30 DET 7:00	31
1 POR 6:00	2	3 F	4 F	5	6 HOU 7:30	7
8 ORL 6:00	9	10 SAC 9:00	11 LAC 9:30	12	13	14 S.A. 7:30
15 LAC 6:00	16	17 MIA 6:30	18 ORL 6:00	19	20 WAS	21
22 LAL 8:30	23	24 UTA 8:00	25	26	27 MIL 7:00	28
29 HOU 6:00	30					

DECEMBER

SUN	MON	TUE	WED	THU	FRI	SAT
		2 PHI	3	4	5 BOS 7:00	
6	7 G.S. 7:00	8	9	10	11 MEM 7:00	12
13 CLE 6:00	14 DEN 8:00	15	16 DAL 7:00	17	18 DET 7:00	19 HOU 7:30
20	21	22 F	23 LAL 9:30	24 PHX 8:00	25	26 CHA 7:00
27	28 N.J. 6:30	29 WAS 6:00	30	31 UTA 7:00		

JANUARY

SUN	MON	TUE	WED	THU	FRI	SAT
				1	2 MIL 7:30	3
4 CHI 7:00	5 F	6 T	7 N.O. 7:00	8	9 IND 7:00	10
11 N.Y. 7:00	12	13 S.A. 7:00	14	15 DAL 7:30	16 MIA 7:00	17
18 ATL 1:00	19	20 MIN 7:00	21	22 MEM 7:00	23 CLE 6:30	24
25	26	27 CHI 7:00	28	29 DEN 7:00	30	31 F
31 G.S. 6:00						

FEBRUARY

SUN	MON	TUE	WED	THU	FRI	SAT
	1	2 ATL 7:00	3 N.O. 7:00	4	5	6 G.S. 9:30
7	8	9 POR 9:00	10	11	12	13
14 ALL STAR	15	16 DAL 7:00	17	18	19	20 N.Y. 6:30
21 MIN 6:00	22	23 PHO 7:00	24 S.A. 7:30	25	26 MIN 7:00	27
28 TOR						

MARCH

SUN	MON	TUE	WED	THU	FRI	SAT
	1	2 SAC 7:00	3 DEN 8:00	4	5 LAC 9:30	6
7 SAC 8:00	8	9	10 N.O. 7:00	11	12 N.J. 7:00	13
14 UTA 6:00	15	16	17 CHA 6:00	18	19 TOR 6:00	20
21 IND 1:30	22 S.A. 7:00	23	24 HOU 7:00	25	26 LAL 7:00	27
28 POR 8:00	29	30 PHI 6:00	31 BOS 6:30			

APRIL

SUN	MON	TUE	WED	THU	FRI	SAT
				1	2	3 DAL 7:30
4 MIN 6:00	5	6 UTA 8:00	7 DEN 7:00	8	9 PHX 7:00	10
11 G.S. 8:00	12 POR 9:00	13	14 MEM 7:00	15	16	17
18	19	20	21	22	23	24
25	26	27	28	29	30	



FSOKLAHOMA.



F = Fox Sports Oklahoma
T = Thunder TV/KSBI
E = ESPN

All games broadcast in HD on KSBI-TV and FSOKlahoma. All times Central and subject to change. All games broadcast on WWLS "The Sports Animal" 640 AM/98.1 FM and on statewide Thunder Radio Network.

AWAY

HOME

THUNDER.NBA.COM

2009-10 Oklahoma City Thunder Media Guide

The 2009-2010 Oklahoma City Thunder media guide was written and edited by Brian Facchini, Michael Ravina and John Read. Special statistical assistance was provided by Elias Sports Bureau. All photos were provided by NBA Entertainment unless otherwise noted. This publication was printed at Southwestern Stationery and Bank Supply, Inc., Oklahoma City, OK. The cover was designed by Ackerman McQueen. Special thanks to Daren Shepherd for his work on the production, design and layout of the media guide.

The information contained in this publication was compiled by the Oklahoma City Thunder and is provided as a courtesy to fans and the press and may be used only for personal or editorial purposes. Any commercial use of this information is prohibited without the prior written consent of the Oklahoma City Thunder. All NBA and team insignias depicted in this publication are the property of NBA Properties, Inc. and the respective teams of the NBA and may not be reproduced for commercial purposes without the prior written consent of NBA Properties, Inc. (c) Copyright 2009 Oklahoma City Thunder

TABLE OF CONTENTS



GENERAL INFORMATION

General Information.....	4
NBA Cares.....	5
Thunder in the Community.....	7
Uniforms and Official Marks.....	8
Rumble the Bison.....	9
The Ford Center.....	10

THUNDER OWNERSHIP GROUP

Clayton J. Bennett.....	14
Board of Directors.....	15
Tulsa 66ers.....	16

PLAYERS

Photo Roster.....	18
Rostler.....	19
Nick Collison.....	20
Kevin Durant.....	22
Jeff Green.....	24
James Harden.....	26
Serge Ibaka.....	28
Nenad Krstic.....	30
Shaun Livingston.....	32
Byron Mullens.....	34
Kevin Ollie.....	36
Thabo Sefolosha.....	38
Etan Thomas.....	40
Kyle Weaver.....	42
Russell Westbrook.....	44
DJ White.....	46
Ryan Bowen.....	48
Mike Harris.....	49
Tre Kelley.....	50
Michael Ruffin.....	51
International Players.....	52
How the Thunder was built.....	53

BASKETBALL OPERATIONS

Sam Presti.....	56
Rich Cho, Troy Weaver.....	57
Scott Brooks.....	58
Ron Adams, Maurice Cheeks.....	59
Rex Kalamian, Mark Bryant, Brian Keefe.....	60
Bill Branch, Rob Hennigan, Frank Ross.....	61
Paul Rivers, Donnie Strack, Joe Sharpe, Dwight Daub.....	62
Marc St. Yves, Vin Bhavnani, Brian Facchini.....	63
Basketball Staff Directory, Support Staff.....	64
Nate Tibbetts, Dale Osbourne, Brandon Barnett, Anthony Aldridge.....	65
NBDL Directory.....	66

EXECUTIVE STAFF

Danny Barth, Ken Adelson.....	68
Bryan Byrnes, John Croley.....	69
Dan Mahoney, Katy Sementner, Pete Winemiller.....	70
Christine Berney, Travis Herman, Jeff Jacobsen, Staci Johnson.....	71
Cathy Karp, Karlis Kezbers, Tyler Lane, John Leach.....	72
Kelly McKeown, Ron Matthews, Tom Savage, George Waterstraat.....	73
Thunder Staff.....	74
Staff Directory.....	78

2007-08 REGULAR SEASON REVIEW

Regular Season Statistics.....	82
Miscellaneous Statistics.....	83
Game-By-Game Results.....	84
Game-By-Game Statistics.....	86
Team Highs and Lows.....	88
Opponent Individual Highs.....	89
Individual and Team High Games.....	90
Game Leaders/Back-To-Back Sets.....	91
Injuries/Starting Lineups.....	92
Transactions.....	93

2008-09 NBA REVIEW

2008-09 Standings.....	96
2008-09 League Leaders.....	97
Offense/Defense Statistics.....	98
Award Winners.....	100
2008 NBA Playoffs.....	101
Playoff Structure/Attendance.....	102
NBA Directory.....	103

ALL-TIME RECORDS

Year-By-Year Record.....	106
All-Time Coaching Records.....	107
High-Low Scoring Games/Win-Loss Streaks.....	108
All-Time Winning-Losing Streaks/Win-Loss Margins.....	109
Team Records.....	110
Opponent Team Records.....	111
Individual Records.....	112
Opponent Individual Records.....	113
Oklahoma City Individual Records.....	114
Oklahoma City Opponent Individual Records.....	115
All-Time Career Leaders.....	116
Greatest Individual Performances.....	118
Opponent Greatest Individual Performances.....	119
All-Time 40+ Points Performances.....	120
All-Time 20+ Rebounds Performances.....	121
All-Time 20-20 Club.....	122
All-Time Triple-Doubles.....	123
Last Records.....	124
Oklahoma City Firsts.....	125
Award Winners.....	126

THUNDER OPPONENTS

Atlanta Hawks.....	128
Boston Celtics.....	129
Charlotte Bobcats.....	130
Chicago Bulls.....	131
Cleveland Cavaliers.....	132
Dallas Mavericks.....	133
Denver Nuggets.....	134
Detroit Pistons.....	135
Golden State Warriors.....	136
Houston Rockets.....	137
Indiana Pacers.....	138
Los Angeles Clippers.....	139
Los Angeles Lakers.....	140
Memphis Grizzlies.....	141
Miami Heat.....	142
Milwaukee Bucks.....	143
Minnesota Timberwolves.....	144
New Jersey Nets.....	145
New Orleans Hornets.....	146
New York Knicks.....	147
Orlando Magic.....	148
Philadelphia 76ers.....	149
Phoenix Suns.....	150
Portland Trail Blazers.....	151
Sacramento Kings.....	152
San Antonio Spurs.....	153
Toronto Raptors.....	154
Utah Jazz.....	155
Washington Wizards.....	156

MEDIA INFORMATION

Television Play-by-Play Announcer Brian Davis.....	158
Television Analyst Grant Long.....	158
Radio Play-by-Play Announcer Matt Pinto.....	159
Spanish Radio Play-by-Play Announcer Eleno Ormales.....	159
Media Information.....	160
Thunder Basketball Communications.....	161
Media Regularly Covering the Thunder.....	162
INTEGRIS Health Thunder Deelopment Center.....	163
Thunder TV Schedule.....	164





GENERAL INFORMATION

Business Office Address.....	Oklahoma City Thunder 211 N. Robinson Suite 300 Oklahoma City, OK 73102 405-208-4800
Basketball Office Address.....	14701 N. Lincoln Blvd Edmond, OK 73013 405-208-4800
Home Court.....	Ford Center (18,203)
Team Colors.....	Blue, Red, Yellow
Television.....	Fox Sports Oklahoma, KSBI Ch. 52
Radio.....	WWLS, 640 AM, 98.1 FM
TV Play-by-Play Announcer.....	Brian Davis
TV Color Analyst.....	Grant Long
Radio Play-by-Play Announcer.....	Matt Pinto
Website.....	thunder.nba.com
Game Times.....	7 p.m.; 6 p.m. Sundays

NATIONAL BASKETBALL ASSOCIATION KEY DATES

2009

September 2 – 6	Basketball Without Borders (Johannesburg, South Africa)
September 10 – 11	Naismith Memorial Basketball Hall of Fame Enshrinement (Springfield, MA)
September 26	Training Camps open for teams participating in NBA Europe Live presented by EA Sports, NBA Games 2009 in Beijing and Taipei, and NBA Mexico Game 2009
September 29	Training Camps open for all other teams
October 6	NBA Europe Live presented by EA Sports (London) Chicago Bulls vs. Utah Jazz at O2 Arena
October 8	NBA Europe Live presented by EA Sports (Madrid) Utah Jazz vs. Real Madrid at Palacio de Deportes
October 8	NBA Games 2009 (Taipei) Denver Nuggets vs. Indiana Pacers at Taipei Arena
October 11	NBA Games 2009 (Beijing) Denver Nuggets vs. Indiana Pacers at Wukesong Arena
October 18	NBA Mexico Game 2009 (Monterrey) Phoenix Suns vs. Philadelphia 76ers at Arena Monterrey
October 23	NBA Preseason ends
October 26	Rosters set for NBA Opening Day
October 27	Start of the 2009-10 NBA Regular Season
Oct 27 – Nov 4	NBA Tip-Off 2009 presented by Kia Motors

2010

January 5	10-day contracts may now be signed
January 10	All contracts are guaranteed for the remainder of the season
February 12-15	2010 NBA All-Star Game (Dallas, TX)
February 18	Trade deadline, 3 p.m. ET
February 21 – 28	NBA Heritage Week (Dallas, TX)
April 7 – 10	Portsmouth Invitational Tournament (Portsmouth, VA)
April 14	Regular Season ends
April 15	Rosters set for 2010 NBA Playoffs, 3 p.m. ET
April 17	2010 NBA Playoffs begin
April 25	NBA Early Entry Eligibility Deadline (11:59 p.m. ET)
May 3	Conference Semifinals begin (possible move up to May 1 or 2)
May 18	Conference Finals begin (possible move up to May 16 or 17)
May 18	2010 NBA Draft Lottery
June 3	2010 NBA Finals begin (possible move up to June 1)
June 14	NBA Draft Early Entry Entrant Withdrawal Deadline (5:00 p.m. ET)
June 17	The Finals latest possible date
June 24	2010 NBA Draft

NBA ALIGNMENT

WESTERN CONFERENCE

NORTHWEST DIVISION

Denver Nuggets
Minnesota Timberwolves
Oklahoma City Thunder
Portland Trail Blazers
Utah Jazz

PACIFIC DIVISION

Golden State Warriors
Los Angeles Clippers
Los Angeles Lakers
Phoenix Suns
Sacramento Kings

SOUTHWEST DIVISION

Dallas Mavericks
Houston Rockets
Memphis Grizzlies
New Orleans Hornets
San Antonio Spurs

EASTERN CONFERENCE

CENTRAL DIVISION

Chicago Bulls
Cleveland Cavaliers
Detroit Pistons
Indiana Pacers
Milwaukee Bucks

SOUTHEAST DIVISION

Atlanta Hawks
Charlotte Bobcats
Miami Heat
Orlando Magic
Washington Wizards

ATLANTIC DIVISION

Boston Celtics
New Jersey Nets
New York Knicks
Philadelphia 76ers
Toronto Raptors



NBA Cares is the league's global community outreach initiative that addresses important social issues such as education, youth and family development, and health and wellness. The NBA, its teams, and players support a range of programs, partners, and initiatives that strive to positively impact children and families worldwide. As part of the league's mission to demonstrate leadership in social responsibility, NBA Cares reaches communities through philanthropy, hands-on service, and legacy projects. Since the program's October 2005 launch, the league, players, and teams have raised more than \$110 million for charity, provided more than one million hours of hands-on service, and built more than 425 places where kids and families can live, learn, or play in communities around the world. NBA Cares reaches millions of children and

adults through special programs like NBA FIT and Basketball without Borders. The league and its teams and players also promote environmental awareness and sustainability through NBA Green. During high-profile league events like NBA All-Star and The Finals, community outreach efforts use the power of sport to effect positive social change. Thanks to strong partnerships with internationally recognized community organizations such as Make-A-Wish, UNICEF, KaBOOM!, Habitat for Humanity, Boys & Girls Clubs of America, Hands On Network, Special Olympics, the Global Business Coalition on HIV/AIDS, Tuberculosis and Malaria, and the UN Foundation, NBA Cares works to improve communities in need around the world. For more information about the NBA's latest community outreach efforts, log on to: www.nba.com/cares





Last year SandRidge Energy donated

new shoes to an entire elementary school.

Just one of the many things we do

to give OKC a little boost.

SandRidge[®]
ENERGY

Discovering Beneath | Exploring Beyond

OKLAHOMA CITY THUNDER IN THE COMMUNITY



The Thunder and its Community Foundation are committed to creating programs and partnerships that have significant impact on the Oklahoma City area community. From players reading to students aboard the Rolling Thunder Book Bus, to Thunder Fit Clinics and the Thunder Youth Basketball League, the team focuses on issues like education, physical fitness and basketball court refurbishment. The Thunder's list of dozens of community partners includes United Way, the Make-A-

Wish Foundation, Special Olympics, Rebuilding Together, the Boys and Girls Club, the Regional Food Bank and more. The Thunder also donates hundreds of tickets and autographed items to local nonprofits each year in support of their fundraising efforts.

For more information on the Thunder's Community Relations efforts, please contact Christine Berney at cberney@thunder-nba.com.





UNIFORMS AND OFFICIAL MARKS



PRIMARY LOGO

OKLAHOMA CITY THUNDER Official Colors

Thunder Blue	Pantone 285C	89c/43m	125g/195b
Thunder Red	Pantone 1788C	84m/88y	240r/81g/51b
Thunder Yellow	Pantone 1235C	29m/91y	253r/187g/48b
Thunder Dk. Blue	Pantone 282C	100c/68m/54k	45g/98b

ALTERNATE PRIMARY LOGO



PARTIAL LOGO



TYPE

OKLAHOMA CITY THUNDER
Industria Solid

WORDMARKS

OKLAHOMA CITY
THUNDER

Stacked wordmark

OKLAHOMA CITY THUNDER

Horizontal wordmark



Black & White Logo

UNIFORMS

HOME UNIFORM



ROAD UNIFORM



RUMBLE

THE BISON



POSITION: MASCOT

HEIGHT: 6-7 WITH HORNS

BIRTHDATE

Unknown

BIRTHPLACE

Arbuckle Mountains

DEBUT

02/12/2009

TALENTS/SKILLS

Drums, still walking, mini-trampoline dunking, juggling, unicycle, inline skating, belaying

APPEARANCES

Since debut, over 200 community appearances

AWARDS

2009 NBA Mascot of the Year (voted by NBA Mascots)

RUMBLE'S STORY:

For hundreds of years the tale has been told around Native American campfires. A great herd of American bison was lost in the Arbuckle Mountains during a ferocious storm – the kind only Oklahoma can produce.

Hail fell and tornadoes spun all around the herd as they stampeded, trying to find their way down to the safety of the plains.

One lone bison stayed behind as he helped each of his friends escape down a treacherous ravine ... once all of his friends were safe he began his descent only to find his way blocked by fallen boulders.

Lost, he climbed to the tallest peak; left to face the storm alone and searching for a way down the mountain, he was struck by a bolt of lightning.

The bolt did not destroy him, but, by the power of the god of thunder, changed him. Suddenly, he walked on two legs like a man. He possessed amazing strength and agility – he could jump higher, run faster, think more clearly than any beast.

But because he was no longer just a bison – and yet not a man – he was alone.

With many sightings, the legend grew through the years, of a mighty bison, with remarkable powers, roaming the hills alone.

Not until a group of men who carried similar powers came to Oklahoma City did he find somewhere he belonged. These men also possessed the power to jump higher, run faster, and perform acrobatic dunks more spectacular than anyone in the land. They too carried the roar of Thunder every time they took to the court.

So he joined their team. And the new legend of Rumble was born.



For RUMBLE appearances please call
(405) 208-4800 or thunder.nba.com



THE FORD CENTER



FORD CENTER

Home to the NBA's Oklahoma City Thunder, Ford Center also plays host to major concerts, family shows, sporting events and the latest in show stopping entertainment. While it is managed by SMG, Ford Center is owned by the City of Oklahoma City and was the premier project of its visionary capital improvement program (MAPS) to finance new and upgraded sports, entertainment, cultural and convention facilities with a one-cent sales tax.

FORD CENTER IMPROVEMENTS

Oklahoma City voters overwhelmingly approved a one-cent sales tax on March 4, 2008 to fund major upgrades to Ford Center. The 15-month tax took effect on January 1, 2009 and will expire on March 31, 2010. Plans include a grand entrance, multistory atrium, new restaurants, clubs, concession areas, bunker suites, terrace suites, roof top gardens, locker rooms, a warm-up basketball court, team offices and a family fun zone.

LOCATION

Located just off I-40 in downtown Oklahoma City, Ford Center is just across the street from the Cox Convention Center. Conveniently, both SMG-managed facilities are just steps away from numerous hotels, attractions, and dining and entertainment options in downtown Oklahoma City and Bricktown.

SEATING CAPACITIES

As a multi-purpose sports and entertainment facility, Ford Center offers a variety of seating configurations with capacities ranging from 4,000 to almost 18,000. The spacious 586,000-square-foot arena seats up to:

Basketball:	18,203
Concert (Center Stage):	17,932
Concert (End Stage):	16,698
Concert (Theatre Style):	3,736

Accessible seats are available on each level of Ford Center. The arena has a permanent ice floor, portable insulated flooring system, portable basketball floor and portable arena football turf to accommodate diverse event configurations. Ford Center also offers an arena curtaining system with rigging capabilities for maximum flexibility.



LUXURY SUITES

Suite Members enjoy an elevated view of the action and elite privileges from the comfort of a private suite. As a Suite Member, you will have a personal suite attendant for in-suite food and beverage service perfect for private dining and entertaining guests.

TERRACE SUITES

A Ford Center Terrace Suite is your premier destination for the best in entertainment, networking, amenities and service. Perched “above the rim” atop Ford Center’s north & south baseline sections, Terrace Suites offer unparalleled luxury and astounding proximity to the sights, sounds and thrills generated from the action on the floor.

CLUB SEATS

Club Seat Members enjoy an elevated view of the action, elite privileges and many conveniences offered by our premier facility. As a member, you will have exclusive access to the Club Level and its premium restaurants and bars which are perfect for dining, entertaining and mingling with other Club guests.

SAVOR...CATERING BY SMG

SAVOR...Catering by SMG provides exclusive in-house catering services, and currently manages three onsite restaurants, private bars, 24 concession stands and specialty vendors offering guests a wide variety of food and beverage choices.

THE SUNSET CARVERY

They say variety is the spice of life and at the Sunset Carvery a market-style selection of food and beverage items are sure to tempt your palate and treat you to both. The innovative menu features specialties such as smoked chef-carved sandwiches, fresh pastas, signature gourmet salads and homemade veggie burgers to name a few. The Sunset Carvery will also feature freshly sweet treats such as the six -layer Carrot Cake and Chocolate Paradis’ Caked served from our Signature Levy Dessert Cart and sure to tempt any appetite!

THE VICTORY CLUB

The New Victory Club showcases award-winning cuisine served with heartfelt hospitality and attention to detail to make your dining experience one to remember. Menus are designed with the flair of a contemporary American restaurant while showcasing our signature Chef’s Table selections. We invite you to participate in a global dining experience, complete with both local home-style and international cuisines and you’ll enjoy an array of homemade pastas, chef carved entrée’s, fresh house salads and tempting desserts all chef prepared and showcasing the freshest ingredients of the region. Guests will also enjoy the full service bar with beer, wine, and specialty cocktails to choose from.

COURTSIDE CLUBS AND IN-SEAT SERVICE

Courtside Members experience the game in the closest and most personal way possible. Besides their unparalleled proximity to the court, Courtside Seats come with exclusive access to premium Courtside Clubs, behind-the-scenes views of the action and other elite privileges.

CONCESSION STANDS

Ford Center features 21 concession stands and specialty vendors offering guests a wide variety of food and beverage choices.

SCOREBOARD

The scoreboard features a total of ten full-motion video panels as compared to the previous four panel scoreboard configuration. This will provide fans with a significantly enhanced video and graphics presentation. The new 10mm video panels are almost three times the size of the main screens on the previous 12mm scoreboard. The board also includes an LED ring to display video and text.

PRESS FACILITIES

Media facilities include court-side seating, a working press area, as well as interview and dining areas, and provisions for TV broadcast.

LOCKER ROOMS

Ford Center features four locker rooms, including one for the Oklahoma City Thunder and one for visiting NBA teams.

FORD CENTER BOX OFFICE

Ford Center has a full service box office located near its northeast entrance. For your convenience, the box office is open Monday-Friday from 10:00 a.m.-6:00 p.m. Evening, weekend and holiday hours vary according to the Ford Center event schedule. For further information, or to purchase tickets online, please visit www.okfordcenter.com.



(Please Note: The outline’s are the authorized description of the renderings provided by the City of Oklahoma City.)



FORD CENTER TICKET MAP



For season or group ticket information, call the Thunder office at 405-208-4800
 For single game tickets, call Ticketmaster at 405-235-8288 or log on to **THUNDER.NBA.COM**

FORD CENTER FACTS AND FIGURES

FORD CENTER OWNERSHIP	Ford Center is owned by the City of Oklahoma City and managed by SMG, which is headquartered in Philadelphia, Pennsylvania.
OPENED	After breaking ground in the Spring of 1999, construction began on the new downtown arena funded by MAPS, Oklahoma City's Visionary capital improvement program to finance new and upgraded sports, entertainment, cultural and convention facilities with a one-cent sales tax. Doors opened June 8, 2008.
FIRST NBA GAME	New Orleans Hornets vs. Sacramento Kings, November 1, 2005.
SEATING CAPACITY FOR THUNDER GAMES	18,203
LOCATION	Located just off I-40 in downtown Oklahoma City, Ford Center is adjacent to the Cox Business Convention Center.
BOX OFFICE	The Ford Center has a full-service box office located near its northeast entrance. The U.S. Army box office provides 10 windows for your convenience. Three additional satellite windows are located at the northwest entrance.
ADDRESS	One Myriad Gardens • OKC, OK 73102
PHONE	405-602-8700

THUNDER OWNERSHIP GROUP
THE PROFESSIONAL BASKETBALL CLUB, LLC



OKLAHOMA CITY
THUNDER



PROFESSIONAL BASKETBALL CLUB, LLC



CLAYTON I. BENNETT

Chairman and Chief Executive Officer
Oklahoma City Thunder
President, Dorchester Capital



BOARD OF DIRECTORS



AUBREY K. MCCLEENDON
Chairman and
Chief Executive Officer
Chesapeake Energy Corporation



G. JEFFREY RECORDS, JR.
President, Chief Executive
Officer and Chairman
MidFirst Bank



TOM L. WARD
Chairman, Chief Executive
Officer and President
SandRidge Energy



WILLIAM M. CAMERON
Chairman, President and
Chief Executive Officer
American Fidelity Assurance Company



ROBERT E. HOWARD II
Chairman
Howard Investments



EVERETT R. DOBSON
Managing Partner
Dobson Partnership



JAY SCARAMUCCI
President
Balon Corporation



TULSA 66ERS



On July 31, 2008, the Professional Basketball Club, LLC., owners of the Oklahoma City Thunder NBA franchise, purchased the Tulsa 66ers of the NBA Development League from Southwest Basketball, LLC. Oklahoma City became the third NBA team to purchase an NBA D-League affiliate, joining the Los Angeles Lakers (L.A. D-Fenders) and the San Antonio Spurs (Austin Toros) as sole owners of their affiliates.

The 66ers posted a record of 15-35 in the 2008-09 season. The season was highlighted by the call-up of 66ers point guard Shaun Livingston to the Oklahoma City Thunder. Livingston averaged 9.5 points and 6.0 assists in 11 games with Tulsa. Thunder players Kyle Weaver and DJ White also spent time in Tulsa during the 2008-09 season. Shooting guard Gary Forbes led the 66ers in scoring during the 2008-09 season with 18 points per game while shooting 51% from the field.

Prior to the 2009-10 season the 66ers announced that the team will play all of their home games in the newly renovated Tulsa Convention Center. The renovated Convention Center, located on the corner of Seventh and Houston in downtown, will feature three new High Definition LED video boards, six suites including a 40-person party suite and a major renovation of the exterior and south entrance.

TULSA 66ERS

BUSINESS OFFICE

2727 E 21st St., Suite 500 • Tulsa, OK 74114
918-585-8444

Jim Brylewski
President

Nate Tibbetts
Head Coach

Anthony Aldridge
Head Athletic Trainer

ARENA

Tulsa Convention Center
100 Civic Ctr • Tulsa, OK 74103

Brandon Barnett
Manager of Minor League Operations

Dale Osborne
Assistant Coach

Ryan Williams
Public Relations Director

PLAYERS 

OKLAHOMA CITY
THUNDER





PHOTO ROSTER



**NICK
COLLISON**

4



**KEVIN
DURANT**

35



**JEFF
GREEN**

22



**JAMES
HARDEN**

13



**SERGE
IBAKA**

9



**NENAD
KRSTIC**

12



**SHAUN
LIVINGSTON**

14



**BYRON
MULLENS**

23



**KEVIN
OLLIE**

7



**THABO
SEFOLOSHA**

2



**ETAN
THOMAS**

36



**KYLE
WEAVER**

5



**RUSSELL
WESTBROOK**

0



**D.J.
WHITE**

3



NO	PLAYER	POS	HT	WT	BIRTHDATE	FROM	YEARS PRO
4	Nick Collison	F/C	6-10	255	10/26/80	Kansas	5
35	Kevin Durant	G/F	6-9	230	9/29/88	Texas	2
22	Jeff Green	F	6-9	235	8/28/86	Georgetown	2
13	James Harden	G	6-5	220	8/26/89	Arizona State	R
9	Serge Ibaka	F	6-10	235	9/18/89	Brazzaville (Congo)	R
12	Nenad Krstic	C	7-0	240	7/25/83	Kraljevo (Serbia)	5
14	Shaun Livingston	G	6-7	185	9/11/85	Peoria Central HS (IL)	4
23	Byron Mullens	C	7-0	275	2/14/89	Ohio State	R
7	Kevin Ollie	G	6-2	195	12/27/72	Connecticut	12
2	Thabo Sefolosha	G/F	6-7	215	5/2/84	Vevey (Switzerland)	3
36	Etan Thomas	C	6-10	260	4/1/78	Syracuse	7
5	Kyle Weaver	G	6-6	201	2/18/86	Washington State	1
0	Russell Westbrook	G	6-3	190	11/12/88	UCLA	1
3	D.J. White	F	6-9	251	8/31/86	Indiana	1

HEAD COACH

Scott Brooks

ASSISTANT COACHES

Ron Adams

Maurice Cheeks

Rex Kalamian

Mark Bryant

Brian Keefe

DIRECTOR ATHLETIC PERFORMANCE/ASSISTANT COACH

Dwight Daub

HEAD ATHLETIC TRAINER

Joe Sharpe



4 NICK COLLISON

POSITION: Forward/Center HEIGHT: 6-10 WEIGHT: 255

BIRTHDATE

10/26/80

BIRTHPLACE

Orange City, IA

HIGH SCHOOL

Iowa Falls (Iowa Falls, IA)

COLLEGE

Kansas

HOW ACQUIRED/DRAFT BACKGROUND

Selected by the OKC franchise in the first round (No. 12 overall) of the 2003 NBA Draft.

PRO EXPERIENCE

Five NBA seasons

CAREER AVERAGES

8.2 ppg and 6.9 rpg in 24.5 mpg.

2008-09 SEASON AVERAGES


8.2 ppg and 6.9 rpg in 25.8 mpg.

2008-09

Appeared in 71 games (40 starts)...Recorded 11 double-doubles...Scored 10 or more points 27 times...20 or more points three times...Grabbed 10-plus rebounds 14 times...Led or co-led team in rebounding 22 times...Season-high tying 21 points and 13 rebounds vs. Portland on 2/6...Tied career-high five assists at San Antonio on 12/14...Tied career-high four blocks at Charlotte on 12/3...Five games on Inactive list...Missed 11 games due to injury/illness.

NBA CAREER

2007-08: Appeared in 78 games (35 starts)...Averaged career highs in points (9.8), rebounds (9.4) and assists (1.4)...Led or co-led the team in rebounding 41 times...Registered a team-high 23 double-doubles...Shot 50.2 percent (322-641) from the field (T-27th in NBA)...Tied career highs with 21 rebounds and five assists vs. Washington on 3/26...Blocked a career-high tying four shots at Charlotte on 11/17...**2006-07:** One of three players on the team to appear in all 82 games (Wilcox and Wilkins), starting 56...Averaged 9.6 ppg, 8.1 rpg, 1.0 apg, 0.8 bpg and 29.0 mpg...Led team with 66 blocks...Averaged 8.1 rpg (T-18th in NBA)...Led or co-led the team in rebounding 33 times...Registered 18 double-doubles...Shot 50.0 percent (318-636) from the field (27th in NBA)...Posted career highs of 29 points and 21 rebounds at Phoenix on 1/9 to become the 10th player in franchise history to record a 20/20 game, and the 40th overall 20/20 game in team history...Registered 25 points and 13 rebounds vs. Utah on 1/12...**2005-06:** Appeared in 66 games...Averaged 7.5 ppg and 5.6 rpg...Led the team in rebounding 17 times...Registered eight double-doubles...Shot 52.5 percent (207-394) from the field...Recorded 20 points and 11 rebounds on 4/18 at Sacramento...Suffered a partially-torn plantar fascia in his left foot vs. Utah on 3/5 and missed the ensuing 14 games...Recorded back-to-back double-doubles for the first time in his career with 17 points and a career-high 15 rebounds vs. Atlanta on 2/10 and 12 points and 11 rebounds at New Orleans/Oklahoma City on 2/8...Scored 20 points and grabbed 12 rebounds at Toronto on 11/13...**2004-05:** One of only two players on the team to appear in all 82 games (Ridnour)...Averaged 5.6 ppg and 4.6 rpg in 17.0 mpg...Shot 53.7 percent (190-354) from the field (1st among rookies)...Averaged 4.6 rpg (10th among rookies)...Scored in double figures 13 times...Grabbed 10-plus rebounds five times...Led or co-led the team in rebounds 15 times...Registered four double-doubles...Scored 16 points twice (vs. Golden State on 2/16 and vs. the Lakers on 4/8)...Grabbed 12 rebounds vs.



Golden State on 2/16...Suffered a broken nose vs. Phoenix on 3/6...**2003-04:** Missed entire rookie season due to surgery on both shoulders...Had successful left shoulder surgery on 10/14...Had successful surgery on his right shoulder on 2/13.

CAREER PLAYOFFS

2005: Averaged 8.4 ppg and 5.0 rpg in 11 games...Shot 60.7 percent from the floor (37-61)...Scored a playoff-high 15 points and grabbed nine rebounds in Game 5 against Sacramento on 5/3.

COLLEGIATE HIGHLIGHTS: 2003

NCAA All-Final Four Team...NABC National Player of the Year...Associated Press First-Team All-America...John R. Wooden All-American Team...*Basketball Times* First-Team All-American...USBWA First-Team All-American...Big 12 Player of the Year (Coaches)...NABC First-Team All-American...First-Team All-Big 12 (AP and Coaches)...First-Team Academic All-Big 12...Three-time Big 12 Player of the Week...**2002:** Honorable Mention AP All-America...Big 12 All-Tournament Team...Second-team All-Big 12...**2001:** Second-team AP All-Big 12...First-team All-Big 12 (coaches)...*Sporting News* first-team All-Big 12...Second-team Academic All-Big 12...Two-time Big 12 Player of the Week...**2000:** Honorable Mention All-Big 12 (AP)...Big 12 All-Freshman Team...Two-time Big 12 Rookie of the Week.

COLLEGE

2002-03 (Senior season): Led Kansas to the NCAA title game against Syracuse...Averaged 18.5 ppg (2nd in Big 12), 10.0 rpg (3rd in Big 12, 18th in the nation) and 1.9 bpg...Totalled 702 points, the seventh highest single-season total in school history...Scored a career-high 33 points against Duke in the Jayhawks' NCAA Sweet 16 win...Grabbed a career-high 23 rebounds vs. Texas...**2001-02 (Junior season):**

Named to the All-Big 12 Academic Second Team...Averaged 15.6 ppg, 8.3 rpg and 2.2 bpg (1st in Big 12)...Shot 59.2 percent from the field (245-414)...**2000-01 (Sophomore season):** Averaged 14.0 ppg, 6.7 rpg and 1.6 bpg...Shot a career-high 59.7 percent from the field (187-313)...**1999-2000 (Freshman season):** Averaged 10.5 ppg and 6.9 rpg...Started every game with the exception of Senior Day.

HIGH SCHOOL

Won two state basketball titles as his Iowa Falls team went 101-1 with Nick on the court and his father coaching...Averaged 21.7 points, 9.6 rebounds, 4.5 blocks, 2.5 steals and 2.4 assists per game...Participated in the McDonald's All-America Game... Selected as a *Parade* second-team All-American...Co-winner of the Mr. Iowa Basketball award (along with eventual Kansas teammate Kirk Hinrich).

PERSONAL

Full name is Nicholas John Collison...Served as a member of 2003 USA Basketball World Championship Team that participated in Puerto Rico...Father Dave coached on the high-school level for 23 years, including Nick's team at Iowa Falls.



REGULAR SEASON Career Highs

Minutes	49	01/12/2007	Seattle vs. Utah
Field Goals	12	01/31/2007	Seattle at Houston (Twice)
Field Goal Attempts	19	01/31/2007	Seattle at Houston
Three-Point Attempts	1	02/04/2009	Oklahoma City vs. Denver (12 times)
Free Throws	9	01/12/2007	Seattle vs. Utah
Free Throw Attempts	10	04/07/2007	Seattle at Utah (Twice)
Offensive Rebounds	8	03/18/2009	Oklahoma City vs. Chicago (5 times)
Defensive Rebounds	16	12/05/2007	Seattle vs. L.A. Clippers
Rebounds	21	03/26/2008	Seattle vs. Washington (Twice)
Assists	5	12/14/2008	Oklahoma City at San Antonio (5 times)
Steals	4	04/15/2009	Oklahoma City at L.A. Clippers
Turnovers	5	01/08/2008	Seattle at Cleveland (Twice)
Blocked Shots	4	12/03/2008	Oklahoma City at Charlotte (3 times)
Points	29	01/09/2007	Seattle at Phoenix

NBA REGULAR SEASON STATISTICS

SEASON/TEAM	G-GS	MIN	FGM-FGA	PCT	3-PT. FG		FTM-FTA	PCT	Rebounds					AST	STL	TO	BLK	PTS	Averages					
					FGM-FGA	PCT			OFF	DEF	TOT	RPG	APG						PPG					
03-04 Seattle																								
04-05 Seattle																								
05-06 Seattle	82-4	1396	190-354	.537	0-3	.000	83-118	.703	156	220	376	32	34	62	50	463	4.6	0.4	5.6					
06-07 Seattle	86-27	1448	207-394	.525	0-3	.000	79-113	.699	143	225	368	74	21	77	35	493	5.6	1.1	7.5					
06-07 Seattle	82-56	2378	318-636	.500	0-2	.000	154-199	.774	229	437	666	82	48	123	66	790	8.1	1.0	9.6					
07-08 Seattle	78-35	2223	322-641	.502	0-2	.000	123-167	.737	254	476	730	113	47	118	60	767	9.4	1.4	9.8					
08-09 OKC	71-40	1831	243-428	.568	0-2	.000	98-136	.721	181	308	489	66	51	73	50	584	6.9	0.9	8.2					
TOTALS	379-162	9276	1280-2453	.522	0-12	.000	537-733	.733	963	1666	2629	367	201	453	261	3097	6.9	1.0	8.2					

NBA PLAYOFF STATISTICS

SEASON/TEAM	G-GS	MIN	FGM-FGA	PCT	3-PT. FG		FTM-FTA	PCT	Rebounds					AST	STL	TO	BLK	PTS	Averages				
					FGM-FGA	PCT			OFF	DEF	TOT	RPG	APG						PPG				
04-05 Seattle	11-0	218	37-61	.607	1-1	1.000	17-27	.630	22	33	55	5	3	6	5	92	5.0	0.5	8.4				
TOTALS	11-0	218	37-61	.607	1-1	1.000	17-27	.630	22	33	55	5	3	6	5	92	5.0	0.5	8.4				



35 KEVIN DURANT

POSITION: Forward HEIGHT: 6-9 WEIGHT: 230

BIRTHDATE

9/29/88

BIRTHPLACE

Washington, D.C.

HIGH SCHOOL

Montrose Christian (Suitland, MD)

COLLEGE

Texas

HOW ACQUIRED/DRAFT BACKGROUND

Selected by the OKC franchise in the first round (No. 3 overall) of the 2007 NBA Draft.

PRO EXPERIENCE

Two NBA seasons

CAREER AVERAGES

22.7 ppg, 5.4 rpg, 2.6 apg and 1.1 spg in 36.7 mpg.

2008-09 SEASON AVERAGES

25.3 ppg, 6.5 rpg, 2.8 apg and 1.3 spg in 39.0 mpg.

2008-09


Ranked 6th in the NBA in scoring (25.3 ppg) and 5th in minutes played (39.0)...Recorded 20 or more points 57 times...30-plus points 21 times including five straight games from 2/1-2/10, marking the longest streak of his career...40-plus points on three occasions...15 double-doubles...Three-plus steals 13 times...Scored 20-plus points in 18 consecutive contests {Excludes game at Dallas (2/27) in which he played eight minutes and left with injury} from 1/28-3/24...Career-high 47 points vs. New Orleans (2/17)...Set franchise record with 24 free throw makes (24-26 FT) and career-high 15 rebounds at L.A. Clippers (1/23)...Career-high five steals at Dallas (12/13)... Missed eight games due to injury... Seven games on inactive list...Winner of first annual H-O-R-S-E competition sponsored by Geico as part of All-Star weekend.

NBA CAREER

2007-08 Named NBA's Rookie of the Year and to the NBA All-Rookie First-Team...Received NBA Rookie of the Month award five times...Became the third teenager to average more than 20 points per game (Carmelo Anthony, LeBron James)...Appeared in 80 games (80 starts)...Averaged 20.3 points per game (1st among rookies, 24th in NBA)...Shot 87.3 percent (391-448) from the foul line (1st among rookies, 11th in NBA)...Averaged 2.4 apg (3rd among rookies)...Scored 20-plus points 44 times...Scored 30-plus points seven times...Led or co-led the team in scoring 47 times...Led team with 75 blocks...Played in the T-Mobile Rookie Challenge on 2/15, tallying 23 points, eight rebounds and four assists...Recorded career-high 42 points on 18-of-25 shooting at Golden State on 4/16, and added a career-high 13 rebounds...At age 19 years 200 days, no player in the history of the NBA has scored as many points in a game at a younger age...Dished out a career-high nine assists and scored 37 points in a career-high 51 minutes vs. Denver on 4/6

COLLEGIATE HIGHLIGHTS

Earned National Player of the Year honors from *The Associated Press*, NABC, USBWA, CBS/Chevrolet and *The Sporting News* and was named the winner of the Adolph Rupp Trophy, the Naismith Award and the Wooden Award, becoming the first-ever freshman in NCAA history to win any of those awards...Earned consensus First Team All-American honors, becoming just the third freshman in NCAA history to earn that honor, joining Wayman Tisdale (1983)



and Chris Jackson (1989)...Named Big 12 Freshman and Player of the Year, earned First Team All-Conference honors and was named to the league's All-Defensive Team...Set single-season school and Big 12 record for points in a season with 903, a total that ranks as the second-most by a freshman in NCAA history...Also set a single-season school record for total rebounds in a season with 390, a mark that ranks second in Big 12 history and third all-time for a freshman in NCAA history.

COLLEGE

2006-07 (Freshman season): Averaged 25.8 ppg (first in Big 12, fourth in the nation), 11.1 rpg and 1.9 bpg in 35 games... Averaged 28.9 ppg and 12.5 rpg in conference play, both Big 12 single-season records for league games only...Scored 20-plus points 30 times and posted 30-plus points 11 times... Recorded 20 double-doubles...Tallied a career-high 37 points on four occasions... Named Big 12 Tournament Most Valuable Player after scoring a tournament-record 92 points.

HIGH SCHOOL HIGHLIGHTS

2005-06 (Senior Season) Named First Team All-American by USA Today and Parade Magazine after senior season at Montrose Christian (MD) after averaging 23.6 ppg, 10.2 rpg, 3.0 apg, 3.0 spg and 2.6 bpg...Named Co-MVP of the McDonald's All-American Game after posting 25 points for the West squad... Led Montrose Christian to a 20-2 record and a No. 9 ranking in the final USA Today poll...**2004-05 (Junior season):** Named Second Team All-American by Parade Magazine...Averaged 19.6 ppg and 8.8 rpg for Oak Hill Academy...Shot 65 percent from the field, including 43 percent from three-point range.

PERSONAL

Wears No. 35 to honor his childhood AAU coach, Charles Craig, who died when he was 35...Favorite food is crab legs...Most admired Vince Carter as a child...Loves to play video games (NBA Live and March Madness) and shopping for clothes...Favorite motto, which his mentor and coach Taras Brown recited when Kevin was working out, is: "Hard work beats talent when talent fails to work hard."



REGULAR SEASON Career Highs

Minutes	51...04/06/2008	Seattle vs. Denver
Field Goals	18...04/16/2008	Seattle at Golden State
Field Goal Attempts	27...02/17/2009	3x (MR) OKC vs. New Orleans
Three-Point Field Goals	6...12/8/2008	OKC vs. Golden State
Three-Point Attempts	10...12/8/2008	OKC vs. Golden State
Free Throws	24...01/23/2009	OKC at L.A. Clippers
Free Throw Attempts	26...01/23/2009	OKC at L.A. Clippers
Offensive Rebounds	4...03/20/2009	2x (MR) OKC vs. Utah
Defensive Rebounds	13...01/23/2009	OKC at L.A. Clippers
Rebounds	15...01/23/2009	OKC at L.A. Clippers
Assists	9...04/06/2008	Seattle vs. Denver
Steals	5...12/13/2008	OKC at Dallas
Turnovers	8...12/14/2007	Seattle at Minnesota
Blocked Shots	5...12/07/2007	Seattle vs. Milwaukee
Points	47...02/17/2009	OKC vs. New Orleans

NBA REGULAR SEASON STATISTICS

SEASON/TEAM	G-GS	MIN	FGM-FGA	PCT	3-PT. FG			Rebounds							Averages				
					FGM-FGA	PCT	FTM-FTA	PCT	OFF	DEF	TOT	AST	STL	TO	BLK	PTS	RPG	APG	PPG
07-08 Seattle	80-80	2768	587-1366	.430	59-205	.288	391-448	.873	70	278	348	192	78	232	75	1624	4.3	2.4	20.3
08-09 OKC	74-74	2885	661-1390	.476	97-230	.422	452-524	.863	77	405	225	205	96	225	53	1871	6.5	2.8	25.3
TOTALS	154-154	5653	1248-2756	.453	156-435	.359	843-972	.867	147	683	830	397	174	457	128	3495	5.4	2.6	22.7



22 JEFF GREEN

POSITION: Forward HEIGHT: 6-9 WEIGHT: 235

BIRTHDATE

10/26/80

BIRTHPLACE

Cheverly, MD

HIGH SCHOOL

Northwestern (Hyattsville, MD)

COLLEGE

Georgetown

HOW ACQUIRED

Selected by the Boston Celtics in the first round (No. 5 overall) of the 2007 NBA Draft. Pick was traded to the OKC franchise, along with forward Wally Szczerbiak and guard Delonte West for guard Ray Allen and the 35th pick (Glen Davis) in the 2007 NBA Draft.

PRO EXPERIENCE

Two NBA seasons

CAREER AVERAGES

13.5 ppg, 5.7 rpg and 1.7 apg in 32.4 mpg.

2008-09 SEASON AVERAGES

16.5 ppg, 6.7 rpg, 2.0 apg and 1.04 spg in 36.8 mpg.

2008-09

Appeared in 78 games (78 starts)...20 or more points 25 times...30-plus points once...10-plus rebounds 12 times...11 double-doubles...Career-high 15 rebounds at Golden State on 2/21...Career-high five 3-point field goals vs. Memphis on 1/28...Tied career-high three steals at Portland on 4/13...Missed four games due to injury...Participated in rookie-sophomore challenge during All-Star weekend.

NBA CAREER

2007-08: Named to the NBA All-Rookie First-Team... Appeared in 80 games (52 starts)...Averaged 10.5 points per game (4th among rookies)...Scored 20-plus points five times...Recorded 10-plus rebounds eight times...Led or co-led the team in rebounding eight times...Played in the T-Mobile Rookie Challenge on 2/15, recording nine points and five rebounds...Exploded for a career-high 35 points on 14-of-21 shooting to go along with 10 rebounds vs. Denver on 4/6...Grabbed a career-high 14 rebounds on two occasions... Dished out a career-high six assists vs. Philadelphia on 12/31.

COLLEGIATE HIGHLIGHTS

Named to The Associated Press All-America Third Team in 2006-07...As a junior, helped lead Georgetown to its first Final Four appearance since 1985...Ranks 17th in scoring, 16th in rebounding and 12th in assists on Georgetown's all-time lists...Started all 102 games of his collegiate career.

COLLEGE:

2006-07 (Junior season): Named Most Outstanding Player of the NCAA East Regional to top off Big East Player of the Year and Big East Tournament MVP honors...Serving as Hoyas' Co-Captain, Green led Georgetown in scoring (14.3 ppg) and was second in both rebounding (6.4 rpg) and assists (3.2 apg)...Scored a career-high 30 points vs. Notre Dame...Blocked a career-high eight shots vs. Villanova... Tied career highs with 12 rebounds vs. Boston College and seven assists vs. Pittsburgh...Shot 51.3 percent (196-382) from the field...**2005-06 (Sophomore season):** Led team in scoring (11.9 ppg) and assists (3.3 apg), while ranking second in rebounding (6.5 rpg)...Earned Second Team All-Big East honors...Posted a 21-point, 10-rebound effort against West Virginia...Notched 19 points, eight rebounds and six assists in an NCAA Tournament win over Ohio State...**2004-05 (Freshman season):** Named Big East Co-Rookie of the Year...Basketball Times' National Freshman





of the Year...Led Georgetown in rebounding (6.6 rpg) and ranked second in scoring (13.1 ppg)... Garnered Big East Rookie of the Week honors five times...Shot 50.2 percent (146-291) from the field and recorded five double-doubles.

attended every home game during his Georgetown career...The Georgetown student section welcomed her to the arena with a "Jeff Green's mom" chant, and she would wave back to them.

HIGH SCHOOL

Averaged 17 points, 10 rebounds and four blocks as a senior at Northwestern High School in Hyattsville, Md...Led Northwestern to a 17-9 record as a senior and the Maryland 4A State Championship...Selected to Washington Post All-Met First Team...One of 24 Washington area players selected to take part in 2004 Jordan Capital Regional Game.

PERSONAL

Lists Georgetown's John Thompson III as his most influential coach...Says playing three years at Georgetown was an unbelievable experience...Most memorable college moments were winning the 2007 Big East Championship and making it to the Final Four...His mother, Felicia,

REGULAR SEASON Career Highs

Minutes	49	04/06/2008	Seattle vs. Denver
Field Goals	14	12/14/2008	Oklahoma City at San Antonio (Twice)
Field Goal Attempts	25	04/02/2008	Seattle vs. L.A. Clippers
Three-Point Field Goals	5	01/28/2009	Oklahoma City vs. Memphis
Three-Point Attempts	7	12/21/2008	Oklahoma City vs. Cleveland
Free Throws	11	04/16/2008	Seattle at Golden State
Free Throw Attempts	14	04/16/2008	Seattle at Golden State
Offensive Rebounds	8	11/19/2007	Seattle at Memphis
Defensive Rebounds	11	04/10/2009	Oklahoma City vs. Charlotte (3 times)
Rebounds	15	02/21/2009	Oklahoma City at Golden State
Assists	6	02/21/2009	Oklahoma City at Golden State (Twice)
Steals	3	04/13/2009	Oklahoma City at Portland (8 times)
Turnovers	7	03/10/2009	Oklahoma City at Sacramento (Twice)
Blocked Shots	3	01/12/2009	Oklahoma City at New Jersey (5 times)
Points	35	04/06/2008	Seattle vs. Denver

NBA REGULAR SEASON STATISTICS

SEASON/TEAM	G-GS	MIN	FGM-FGA	PCT	3-Pt. FG			FTM-FTA	PCT	Rebounds					AST	STL	TO	BLK	PTS	Averages		
					FGM-FGA	PCT	FTM-FTA			PCT	OFF	DEF	TOT	RPG						APG	PPG	
07-08 Seattle	80-52	2253	320-749	.427	21-76	.276	177-238	.744	101	278	379	119	46	158	49	838	4.7	1.5	10.5			
08-09 OKC	78-78	2870	476-1068	.446	96-247	.389	242-307	.788	120	399	519	155	81	173	33	1290	6.7	2.0	16.5			
TOTALS	158-130	5123	796-1817	.438	117-323	.362	419-545	.769	221	677	898	274	127	331	82	2128	5.7	1.7	13.5			



13 JAMES HARDEN

POSITION: Guard HEIGHT: 6-5 WEIGHT: 220

BIRTHDATE

8/26/89

HOMETOWN

Los Angeles, C.A.

HIGH SCHOOL

Artesia High

COLLEGE


Arizona State

HOW ACQUIRED/DRAFT BACKGROUND

Drafted by the Oklahoma City Thunder with the No. 3 overall pick in the 2009 NBA Draft

PRO EXPERIENCE

Rookie



Collegiate Highlights

As a sophomore, named an AP First-Team All American and the Pac-10 Player of the Year. He joins Jason Kidd and Mike Bibby in becoming the third sophomore in league history to win the award...Two-time First-Team All-Pac 10 selection...In 69 career games, led ASU in scoring 46 times, assists 29 times and rebounds 21 times...Posted at least 20 points in 34 of 69 games, and ASU was 27-7 in those contests (14-4 in 2008-09)...Third Sun Devil in school history to earn Pac-10 Player of the Year honors, joining Eddie House and Ike Diogu... Became just the fifth player in Pac-10 history to lead the league in scoring (20.1 ppg) and steals (1.69 per game) when he accomplished the feat in 2008-09...Led the league in steals in each of his two seasons and posts 132 in his career...During sophomore season ASU posted record of 25-10. The 25 wins represent the most wins in school history since 1975

College

2008-09 (Sophomore): Averaged a Pac-10 leading 20.1 points and was named the conference's Player of the Year... Was named an All-American by various publications, including the AP, Sporting News, Fox Sports and CBS Sports... Led the Pac-10 in 20-point games (18) and steals (1.69 spg)...He was eighth in the league with a 4.2 assists per game average... Also averaged 5.6 rebounds...Scored 40 points against UTEP, the fifth-highest mark in school history...Scored 36 points against Oregon...Tallied 32 points and nine rebounds at Baylor...Scored 27 points against Arizona and 24 against Washington in two Pac-10 Tournament victories...**2007-08 (Freshman):** Averaged 17.8 points en route to being named to the Pac-10's First Team...Had an ASU freshman record 16 20-point games (tied for third-best in the Pac-10, and included five straight from Dec. 29-Jan. 17, a first for an ASU freshman)...His 17.8 points per game is eighth-best in Pac-10 freshman history (fifth in the Pac-10 overall) and he led the Pac-10 with 73 steals...Averaged 18.2 points (tied for fifth) and 5.1 boards in Pac-10 games...Was second on the team with 110 assists, including a 3.5 per game mark in league play...The first freshmen in league history with 70 steals and 17.0 points per game average...Set the Pac-10 tournament record with seven steals against USC (March 13)...His 73 steals tied for fourth-best in school history and was just three shy of the ASU record of 76 set by Fat Lever in 1981-82... In ASU's four overtimes games (4-0 record), averaged 24.8 points, 5.5 rebounds and 2.5 steals.

High School

Led team to 33-2 record in senior year and second straight state title by averaging 18.8 points, 7.9 rebounds and 3.9 assists en route to earning Trophy-Case Player of the year honors...During junior season, shot nearly 60.0% from the floor and posted averages of 18.8 points, 7.7 rebounds and

3.5 assists per game. Artesia High went on to record a 33-1 record...Recorded 13.2 points as a sophomore as team finished with a record of 28-5...Coming out of high school was named Pac-10 incoming "Best Shooter" and "Best Basketball IQ" honors

PERSONAL

Went to the same high school that produced Ed and Charles O'Bannon and Jason Kapono...Enjoys playing video games... Lists his mother as the biggest influence in his life...Favorite movie is *Love And Basketball*...Favorite food is chicken pasta.



ASU SCORING LEADERS (SINGLE SEASON)

1.....	736Eddie House	2000
2.....	724Ike Diogu	2005
3.....	713Byron Scott	1983
4.....	704James Harden	2009
5.....	666Jeremy Veal	1998

SUN DEVIL CAREER SCORING AVERAGE

1.....	21.4Ike Diogu	'02-05
2.....	19.2Seabern Hill	'67-70
3.....	19.0James Harden	'07-09
4.....	18.2Joe Caldwell	'61-64
5.....	17.5Byron Scott	'79-83

PAC-10 CONSENSUS ALL-AMERICANS (1978-79 TO PRESENT)

1978-79David GreenwoodUCLA	1998-99Jason TerryARIZ
1980-81Steve JohnsonOSU	2000-01Casey JacobsenSTAN
1987-88Sean ElliottARIZ	2001-02Sam ClancyUSC
1988-89Sean ElliottARIZ	2002-03Jason GardnerARIZ
1989-90Gary PaytonOSU	2003-04Josh ChildressSTAN
1991-92Harold MinerUSC	2005-06Brandon RoyWASH
1993-94Jason KiddCAL	2006-07Arron AfflaloUCLA
1994-95Damon Stoudamire, ARIZ; ... Ed O'Bannon, UCLA		2007-08Kevin LoveUCLA
1997-98Mike Bibby, ARIZ; Miles SimonARIZ	2008-09James HardenASU

COLLEGIATE REGULAR SEASON STATISTICS

SEASON/TEAM	G-GS	MIN	FGM-FGA	PCT	3-PT. FG		FTM-FTA	PCT	Rebounds					AST	STL	TO	BLK	PTS	RPG	Averages	
					FGM-FGA	PCT			OFF	DEF	TOT	APG	PPG								
07-08 ASU	34-33	1150	196-372	.527	44-108	.407	169-224	.754	44	135	179	110	73	89	19	605	5.3	3.2	17.8		
08-09 ASU	35-35	1254	221-452	.489	58-163	.356	204-270	.756	48	147	195	148	59	118	11	704	5.6	4.2	20.1		
TOTALS	69-68	2412	417-824	.506	102-271	.376	373-494	.755	92	282	374	258	132	207	30	1309	5.4	3.7	19.0		



9 SERGE IBAKA

POSITION: Forward/Center HEIGHT: 6-10 WEIGHT: 235

BIRTHDATE

9/18/89

BIRTHPLACE


Brazzaville (Republic of Congo)

HOW ACQUIRED/DRAFT BACKGROUND

Selected by the Oklahoma City Thunder with the No. 24 overall pick in the 2008 NBA Draft.

PRO EXPERIENCE

Rookie



CAREER HIGHLIGHTS

Prior to his selection in the 2008 NBA Draft, grew up playing in his native Congo with the Avenir du Rail club before arriving in Europe...Was scheduled to play with ES Prisse Macon in the French N2 League in 2006-07, but did not play due to transfer problems and played with DKV Joventut in the Circuito Sub-20, a four-phase competition organized by the Spanish basketball leagues separate from their regular seasons...Moved on to C.B. L'Hospitalet in the Spanish LEB Gold league in 2007-08... Scored eight points and grabbed eight rebounds for the World Select Team at the 2008 Nike Hoop Summit held in Portland, Oregon...A member of the Congolese National Team, he was named the MVP of the 2006 U18 African Championships held in Durban, South Africa.

INTERNATIONAL HIGHLIGHTS

2008-09: Spent the past season playing professionally in Spain for Ricoh Manresa...In 31 games, averaged 7.1 points, 4.5 rebounds and 1.0 blocks in 15.5 minutes per contest...**2007-08:** Averaged 11.3 points, 8.2 rebounds and 3.0 blocked shots through 32 games for C.B. L'Hospitalet in the Spanish LEB Gold league...Posted 27 points and 11 rebounds vs. Alicante Costa Blanca. Tallied 14 points and 15 rebounds vs. Basket Cai Zaragoza. Registered 10 points, 12 rebounds and seven blocked shots vs. Ciudad de La Laguna Canarias...**2006-07:** Averaged 13.3 points, 9.0 rebounds and 1.8 blocked shots in four games with DKV Joventut in the Final Phase of the Circuito Sub-20.

PERSONAL

Parents both played basketball for the National Team in the Congo...Has 17 siblings...Lived with his grandmother during the civil unrest in the Congo in the mid-to-late '90s in a house with no electricity or running water...Learned the game of basketball playing on outdoor courts wearing shoes with cardboard inserts to cover the holes in the soles... Made donations to the Congolese federation to help create opportunities for other young players to find success.





INTERNATIONAL STATISTICS

SEASON/TEAM	G	FGM-FGA	PCT	3-Pl. FG				Rebounds				Averages					
				FTM-FTA	PCT	FTM-FTA	PCT	OFF	DEF	TOT	AST	STL	BLK	PTS	RPG	APG	PPG
06-07 DKV Joventut	4	24-41	.585	4-11	.364	1-4	.250	---	---	36	2	5	7	53	9.0	0.5	13.3
07-08 C.V L'Hospitalet	26	126-236	.533	36-58	.621	5-16	.313	---	---	214	6	15	79	293	8.2	0.2	11.3
08-09 Ricoh Manresa	31	93-167	.557	1-4	.250	31-43	.721	48	92	140	6	10	31	220	4.5	0.3	7.1



12 NENAD KRSTIC

POSITION: Center HEIGHT: 7-0 WEIGHT: 240

BIRTHDATE

7/25/83

BIRTHPLACE

Kraljevo (Serbia)

HOW ACQUIRED/DRAFT BACKGROUND

Signed as a free-agent with Oklahoma City on 12/30/08...Originally selected by New Jersey in the first round (No. 24 overall) of the 2002 NBA Draft.

PRO EXPERIENCE

Five NBA seasons

CAREER AVERAGES

11.0 ppg 5.7 rpg 1.0 apg 26.6 mpg.

2008-09 SEASON AVERAGES


9.7 ppg 5.5 rpg 1.1 bpg 24.8 mpg.

2008-09

Appeared in 46 games (29 starts) and averaged 9.7 points, 5.5 rebounds and 1.07 blocks in 24.8 minutes...One double-double...10 or more points 19 times including two efforts of 20-plus points...10 or more rebounds four times...Posted season-high 26 points vs. Dallas (3/2)...Matched career-high with three steals 2/4 at DEN...Matched season-high with three blocks (3x) 4/8 at DEN...Tied career-high 15 rebounds at Sacramento (3/10)...Four games on inactive list.

NBA CAREER

2007-08: Averaged 6.6 ppg, 4.5 rpg, and 18.0 mpg in 45 games (38 starts)...In 18.0 minutes per contest shot .410 (123-of-300) from the field and .754 (52-of-69) from the free throw line...Scored in double figures 12 times, with one 20+ point performance...Recorded three double-doubles on the season and led the Nets in rebounds seven times, in blocks three times and in steals once...Missed 33 games due to injury (30 due to left knee rehab, 12/2 to 2/1 and three due to an upper respiratory infection, 3/15 to 3/19)...Registered four DNP-Coach's Decisions...**2006-07:** Averaged 16.4 ppg, 6.8 rpg, 1.8 apg and 32.6 minutes in 26 games (26 starts)...Shot 52.6% from the field...Grabbed 10 or more rebounds five times...five double-doubles...10 or more points 23 times...20 or more points 10 times...Missed final 56 games after tearing ACL in left knee...**2005-06:** Averaged 13.5 ppg and 6.4 rpg and 30.9 minutes per game in 80 games (80 starts)...Shot 50.7% from the field...Has recorded 61 games with 10+ points and 12 games with 20 or more points...Grabbed double-figure rebounds 12 times...Led the Nets in rebounds 17 times and in blocks 28 times...Recorded 12 double-doubles this season...Notched 17 points and a season-high 14 rebounds in 33 minutes on 4/4 vs. Atlanta...Recorded a career-high eight offensive rebounds and tied the Nets individual game high for offensive rebounds this season on 4/4 vs. Atlanta...Registered a career-high 29 points and pulled down 13 boards in 45 minutes on 3/7 at Chicago...Set a new career-high in blocked shots (5) in 34 minutes on 11/2 vs. Milwaukee...**2004-05:** Averaged 10.0 ppg, 5.3 rpg and 0.8 bpg in 75 games (57 starts)...Named to got milk? NBA All-Rookie Second Team...Averaged 11.7 ppg, 6.2 rpg in 30.8 mpg in 57 starts...Tallied 41 games in which he scored 10+ points...Totaled 10 games with 10+ rebounds...Missed a total of two games due to bronchitis (2/22 vs. Toronto and 2/23 at Milwaukee)...Recorded a DNP-Coach's Decision in five games...Ranked 5th in the



NBA for rookies in blocks per game (0.84), 7th in the NBA for rookies in scoring (10.0) and T-6th in the NBA for rookies in rebounds per game (5.3)...Recorded a season-high 28 points and 11 rebounds on 4/2 vs. Orlando...Recorded 15 points and a season-high 15 rebounds on 3/28 at Charlotte.

CAREER PLAYOFFS

Has career playoff averages of 15.7 ppg and 7.0 rpg in 15 games...2006: Started in all 11 playoff games, posting averages of 14.7 ppg and 6.8 rpg...Recorded three postseason double-doubles...Tallied a career playoff high 10 field goals made, scoring 21 points in Game 4 at Indiana... Scored 20 points and grabbed a career playoff high 14 rebounds in Game 4 vs. Miami...2005: Averaged 18.3 ppg and 7.5 rpg while shooting 56.3% from the field in four First Round playoff games vs. the Miami Heat...Set a career playoff-high of 27 points in Game 2 on 4/26.

INTERNATIONAL CAREER

A member of the Serbia/Montenegro National Team, which competed in the 2004 Olympics in Athens, Greece...Played primarily at the junior level before the 2002 season, when he was elevated full-time to KK Partizan, the top team in Serbia/Montenegro...Lists career averages of 10.0 ppg, 4.8 rpg and 0.7 spg in 69 games with Partizan...2003-04: Averaged 16.0 ppg, 6.1 rpg and 1.20 spg in 24 games...2002-03: Averaged 15.0 ppg, 6.3 rpg and 0.95 bpg in 19 games...Shot 60.0 % from the floor and 80.5% from the free throw line...2001-02: Played in 21 games as an 18-year-old playing his first full season at the top level in Serbia/Montenegro...Averaged 8.1 ppg and 5.7 rpg per game while playing about 19 mpg... Shot

over 55 percent from the field and 78 percent from the line... Prior to the 2000-01 season, played for Partizan's junior team in Serbia/Montenegro.

PERSONAL

Grew up in the same hometown in his native Serbia as his boyhood hero and former NBA center, Vlade Divac...Even played for four years in Belgrade for a team that was owned by Divac...Lists "Gladiator" as his favorite American movie and Rap/R&B as his favorite kinds of American music, but overall, prefers Serbian music and movies because they remind him of home...If he were not a basketball player, says that he likely would have followed in his father's footsteps into building construction...Growing up played soccer and was also involved in karate.

REGULAR SEASON Career Highs

Minutes	46	11/12/2006	New Jersey at Washington
Field Goals	13	03/07/2006	New Jersey at Chicago
Field Goal Attempts	21	02/27/2006	New Jersey at Atlanta
Three-Point Field Goals	1	04/18/2006	New Jersey at Philadelphia
Three-Point Attempts	2	04/11/2008	New Jersey at Toronto
Free Throws	13	03/24/2005	New Jersey vs Memphis
Free Throw Attempts	17	03/24/2005	New Jersey vs Memphis
Offensive Rebounds	8	04/4/2006	New Jersey vs Atlanta
Defensive Rebounds	11	04/16/2008	New Jersey at Boston (Twice)
Rebounds	15	03/10/2009	OKC at Sacramento (Twice)
Assists	5	12/11/2006	New Jersey vs Memphis (5 times)
Steals	3	02/04/2009	OKC vs Denver (Twice)
Turnovers	6	02/13/2005	New Jersey vs Denver
Blocked Shots	5	11/02/2005	New Jersey vs Milwaukee
Points	29	03/07/2006	New Jersey at Chicago



NBA REGULAR SEASON STATISTICS

SEASON/TEAM	G-GS	MIN	FGM-FGA	PCT	3-PL FG		FTM-FTA	PCT	Rebounds					Averages					
					FGM-FGA	PCT			OFF	DEF	TOT	AST	STL	TO	BLK	PTS	RPG	APG	PPG
04-05 New Jersey	75-57	1965	281-570	.493	0-2	.000	185-255	.725	161	240	401	77	32	112	63	747	5.3	1.0	10.0
05-06 New Jersey	80-80	2469	447-881	.507	1-4	.250	185-265	.698	182	331	513	88	32	133	63	1080	6.4	1.1	13.5
06-07 New Jersey	26-26	848	170-323	.526	0-1	.000	86-121	.711	51	125	176	46	10	52	24	426	6.8	1.8	16.4
07-08 New Jersey	45-38	812	123-300	.410	0-2	.000	52-69	.754	35	165	200	27	9	41	17	298	4.4	0.6	6.6
08-09 OKC	46-29	1141	191-407	.469	0.0	---	63-79	.797	85	168	253	29	21	45	49	445	5.5	0.6	9.7
TOTALS	272-230	7236	1212-2481	.489	1-9	.111	571-789	.724	514	1029	1543	267	104	383	216	2996	5.7	1.0	11.0



14 SHAUN LIVINGSTON

POSITION: Guard HEIGHT: 6-7 WEIGHT: 185

BIRTHDATE

7/25/83

BIRTHPLACE

Peoria, IL

HIGH SCHOOL

Peoria Central

HOW ACQUIRED/DRAFT BACKGROUND

Signed as a free agent with Oklahoma City on March 31, 2009...Signed as a free agent with Miami on October 3, 2008...Originally selected by Los Angeles Clippers in first round (No. 4 overall) of the 2004 NBA Draft.

PRO EXPERIENCE

Four NBA seasons

CAREER AVERAGES

7.3 ppg, 3.1 rpg and 4.6 apg in 26.6 mpg.

2008-09 SEASON AVERAGES

5.9 ppg, 2.3 rpg and 1.7 apg in 19.3 mpg.

2008-09

Appeared in 12 games (one start) with Miami and Oklahoma City...Scored 10 or more points three times...Season-high 14 points on perfect 7-7 shooting from the floor at Milwaukee on 4/11...Made Oklahoma City debut 4/3 vs. Portland and finished with 10 points in 27 minutes...Saw action in 11 games (10 starts) with the Tulsa 66ers of the NBA Development League...Averaged 9.5 points, 6.0 assists, 3.5 rebounds in 29.4 minutes per contest.

NBA CAREER

2007-08: Missed the entire season recovering from tears to the ACL, PCL, MCL and lateral meniscus in his left knee suffered at the 8:10 mark of the first quarter against Charlotte on Feb. 26, 2007...**2006-07:** Appeared in 54 games (31 starts) averaging 9.3 points, 5.1 assists, 3.4 rebounds, 1.09 steals and 29.8 minutes...Scored in double figures a career-high 26 times, including a pair of 20-point performances...Handed out double-figure assists three times and registered a pair of double-doubles...Registered career highs in points (21) and rebounds (9) against Houston on Dec. 17...Recorded his first career 20-point game against Sacramento on Nov. 28 and hit a career-high 10 field goals...Handed out a career-high 14 assists against Golden State on Feb. 24...Missed a total of 28 games due to injury...Sat out a pair of games from Jan. 17-20 with a right ankle sprain and missed the final 26 games (Feb. 28-Apr. 18) with a dislocated left knee...Suffered tears to the ACL, PCL, MCL and lateral meniscus in his left knee at the 8:10 mark of the first quarter against Charlotte on Feb. 26 and also suffered a patella dislocation and a tibia/femoral dislocation...Had reconstructive surgery on his left knee on Mar. 13, 2007 at St. Vincent's Hospital in Birmingham, AL...The surgery was performed by Dr. James Andrews and was assisted by Dr. Bill Clancy and Clippers team physician Dr. Tony Daly...**2005-06:** Saw action in a career-high 61 games (14 starts) and averaged 5.8 points, 4.5 assists, 3.0 rebounds and 25.0 minutes...Missed the first 21 games of the season (Nov. 2-Dec. 13) while on the inactive list with a lower back stress reaction...Scored in double figures on nine occasions and handed out double-figure assists five times...Blocked a career-high four shots against New Orleans/Oklahoma City on Mar. 1...**2004-05:** Appeared in 30 games (15 starts) and averaged 7.4 points, 5.0 assists, 3.0 rebounds, 1.07 steals and 27.1 minutes...Was named the Western Conference got milk? Rookie of the Month for April after averaging 11.0 points, 7.4 assists, 4.4 rebounds, 1.40 steals and 35.9



minutes in 10 games...Scored in double figures seven times and handed out double-figure assists on four occasions... Posted one double-double. Missed a total of 52 games due to injury...Missed 39 games while on the injured list from Nov. 25-Feb. 11 with a dislocated right patella (kneecap)...Missed 13 games from Feb. 16-Mar. 18 (including 12 while on the injured list from Feb. 23-Mar. 18) with torn cartilage in his right shoulder.

CAREER PLAYOFFS

Appeared in 12 NBA postseason contests with Los Angeles Clippers...Averaged 7.5 points, 4.8 assists, 4.7 rebounds and 27.7 minutes...Scored in double figures in four postseason contests and handed out double-figure assists once.

HIGH SCHOOL

Led Peoria Central High (Peoria, IL) to Class AA state titles in both 2003 and 2004...Was named Illinois Mr. Basketball as a senior in 2003-04...Became the fourth Illinois Mr. Basketball to jump directly from high school to the NBA joining Darius Miles, Kevin Garnett and Eddy Curry...Named to the 2004 McDonald's All-America Team...Named to the Parade Magazine All-America First Team...was named co-MVP of the EA Sports Roundball Classic with J.R. Smith...averaged 18.1 points, 6.2 rebounds and 5.5 assists as a senior at Peoria Central High in 2003-04...As a junior in 2002-03, he averaged 15.0 points, 6.5 rebounds and 4.0 assists and connected on 56.9 percent of his field goal attempts...spent his freshman and sophomore seasons at Peoria Richwoods High School...Averaged 7.5 points, 4.1 rebounds and 3.3 assists as a sophomore and 2.6 points and 3.1 rebounds as a freshman.

PERSONAL

Full name is Shaun Patrick Livingston...Nickname is "Sdot"... has his own website (shaunlivingston14.com)...Parents are

Reggie Livingston and Ann Wyman...Has two sisters (Sarah Aupperle-Livingston and Blair Wyman)...Lists his family as his most prized possession...His uncle Jon Baer played professional basketball in Germany...Was raised by men and lists his grandfather Frank Livingston, his father Reggie and his uncle Barry Crooks as the people who made a difference in his life...Established his own charitable foundation (Shaun Livingston Foundation) in 2007...The motto of his foundation is "Change Their Lives By Changing Their Environment" and the goal of the foundation is to create life-changing environments to help America's youth develop into strong, focused individuals with a mindset to attain the highest level of personal success...His favorite sports other than basketball are baseball and football...Did not play any sports other than basketball in high school...While playing high school basketball he tried to pattern his game after Magic Johnson and Penny Hardaway...In his free time he likes to go bowling, shoot pool or play chess, dominos or board games...Owns a movie production and distribution company (Rock Capital Film Entertainment)...Says something most people don't know about him is that he is laid back and observant...His only pre-game ritual is to say a prayer...Wears size 14 sneakers.



REGULAR SEASON Career Highs

Minutes	46	04/09/2005	L.A. Clippers vs. San Antonio
Field Goals	10	11/28/2006	L.A. Clippers at Sacramento
Field Goal Attempts	17	02/07/2007	L.A. Clippers at Cleveland
Three-Point Field Goals	2	11/01/2006	L.A. Clippers at Phoenix
Three-Point Attempts	2	12/17/2006	L.A. Clippers vs. Houston (3 times)
Free Throws	8	04/09/2005	L.A. Clippers vs. San Antonio
Free Throw Attempts	9	11/04/2006	L.A. Clippers vs. Phoenix (3 times)
Offensive Rebounds	5	12/20/2006	L.A. Clippers vs. Toronto
Defensive Rebounds	7	04/05/2009	Oklahoma City vs. Indiana (Twice)
Rebounds	9	12/17/2006	L.A. Clippers vs. Houston
Assists	14	02/24/2007	L.A. Clippers vs. Golden State
Steals	6	04/05/2005	L.A. Clippers at Charlotte
Turnovers	7	04/15/2005	L.A. Clippers at Phoenix
Blocked Shots	4	03/01/2006	L.A. Clippers at NO/Okla. City
Points	21	12/17/2006	L.A. Clippers vs. Houston

NBA REGULAR SEASON STATISTICS

SEASON/TEAM	G-GS	MIN	FGM-FGA	PCT	3-PT. FG			Rebounds							Averages				
					FGM-FGA	PCT	FTM-FTA	PCT	OFF	DEF	TOT	AST	STL	TO	BLK	PTS	RPG	APG	PPG
04-06 L.A. Clippers	30-15	814	89-215	.414	0-2	000	44-59	.746	22	67	89	151	32	75	11	222	3.0	5.0	7.4
05-06 L.A. Clippers	61-14	1525	149-349	.427	1-8	125	53-77	.688	41	142	183	273	46	111	32	352	3.0	4.5	5.8
06-07 L.A. Clippers	54-31	1611	208-449	.463	5-16	313	82-116	.707	56	128	184	274	59	108	29	503	3.4	5.1	5.3
08-09 Mia/OKC	12-1	231	31-60	.517	0-0	---	9-10	.900	3	25	28	20	7	9	2	71	2.3	1.7	5.9
TOTALS	157-61	4182	477-1073	.445	6-26	.231	188-262	.718	122	362	484	718	144	303	74	1148	3.1	4.6	7.3

NBA PLAYOFF STATISTICS

SEASON/TEAM	G-GS	MIN	FGM-FGA	PCT	3-PT. FG			Rebounds							Averages				
					FGM-FGA	PCT	FTM-FTA	PCT	OFF	DEF	TOT	AST	STL	TO	BLK	PTS	RPG	APG	PPG
05-06 L.A. Clippers	12-0	332	36-76	.474	1-1	1,000	17-21	.810	16	40	56	57	7	23	6	90	4.7	4.8	7.5
TOTALS	12-0	332	36-76	.474	1-1	1,000	17-21	.810	16	40	56	57	7	23	6	90	4.7	4.8	7.5



23 BYRON MULLENS

POSITION: Center HEIGHT: 7-0 WEIGHT: 275

BIRTHDATE

2/14/89

BIRTHPLACE

Columbus, OH

HIGH SCHOOL

Canal Winchester High School (OH)

COLLEGE


Ohio State

HOW ACQUIRED/DRAFT BACKGROUND

Originally drafted by the Dallas Mavericks in the first round of the 2009 NBA Draft (No. 24 overall) then traded to the Oklahoma City Thunder in exchange for Rodrigue Beaubois (No. 25 overall) and a future second round draft pick.

PRO EXPERIENCE

Rookie



COLLEGIATE HIGHLIGHTS

Voted by the coaches as the 2009 Big Ten Sixth Man of the Year following his freshman season at Ohio State... Also named to the conference's All-Freshman team by the coaches...Set a Buckeye freshman record for field goal percentage (.638) ahead of Greg Oden (.616) and Terence Dials (.623).

COLLEGE

2008-09 (Freshman season): Averaged 8.8 points, 4.7 rebounds and 1.1 blocks in 20.3 minutes per game as an OSU freshman...Started two games...Led the Big Ten in field goal percentage (.703), shooting 78-of-111 in league games...Totaled a career-high 19 points and three blocks vs. UNC Asheville...Posted 17 points on 8-of-9 shooting vs. Purdue. Tailed 16 points in 22 minutes at Michigan State... Totaled 14 points and eight rebounds vs. Indiana, going 7-of-8 from the field...Scored 11 points and grabbed a career-high 11 rebounds at Northwestern to record his lone double-double on the season...Concluded year scoring in double-figures in 12 of last 17 games of the season.

HIGH SCHOOL

Averaged 27.4 points and 15.1 rebounds in his senior season en route to earning the Gatorade and RISE Magazine's Ohio Player of the Year award...Named to the USA Today's 2008 All-USA boys basketball team and selected as a McDonald's and EA Sports All-American, as well as being named a First-Team Parade All-American and a Jordan Brand All-American Classic selection...In both the McDonald's All-American and the Jordan Classic games, posted 12 points and three rebounds. Set a school record with 62 points in a victory against Our Savior New American (N.Y.)...Finished senior season shooting 71.2% from the field.

PERSONAL

Has five siblings, Gabriel, Tabby, Steve, Danny and Ronald... When speaking to children, tells them to enjoy life because it goes by fast...favorite actors include Will Ferrell and Vince Vaughn...favorite TV show is Entourage... lists Pei Wei as favorite restaurant...believes Russell Westbrook is the funniest person on the Thunder team... while growing up in school, his favorite subject was math.





Recent Big 10 All-Freshman Team Members

YEAR	Player	Position	School	Current NBA Team
1998	Michael Redd	G	OSU	Milwaukee Bucks
2000	Brian Cook	F	ILL	Houston Rockets
2001	Jared Jeffries	F	IND	New York Knicks
2003	Alando Tucker	F	WIS	Phoenix Suns
2004	Kris Humphries	F	MINN	Dallas Mavericks
2004	Shannon Brown	G	MSU	L.A. Lakers
2005	D.J. White	F	IND	OKC Thunder
2007	Mike Conley Jr.	G	OSU	Memphis Grizzlies
2007	Greg Oden	C	OSU	Portland Trail Blazers
2008	Byron Mullens	C	OSU	OKC Thunder

COLLEGIATE REGULAR SEASON STATISTICS

SEASON/TEAM	G-GS	MIN	FGM-FGA	PCT	3-PT. FG		FTM-FTA	PCT	Rebounds				STL	TO	BLK	PTS	Averages		
					FGM-FGA	PCT			OFF	DEF	TOT	AST					RPG	APG	PPG
08-09 Ohio State	33-2	671	120-188	.638	0-1	.000	52-93	.559	55	99	154	9	16	51	37	292	4.7	0.3	8.8
OTOTALS	33-2	671	120-188	.638	0-1	.000	52-93	.559	55	99	154	9	16	51	37	292	4.7	0.3	8.8



7 KEVIN OLLIE

POSITION: Guard HEIGHT: 6-2 WEIGHT: 195

BIRTHDATE

12/27/72

BIRTHPLACE

Dallas, TX

HIGH SCHOOL

Crenshaw (Los Angeles, CA)

COLLEGE


Connecticut

HOW ACQUIRED/DRAFT BACKGROUND

Signed as a Free Agent by Oklahoma city on 8/1/09...Signed as a free agent by Minnesota (10/1/08)...Traded by Cleveland with Kedrick Brown to Philadelphia for Eric Snow (7/20/04)...Signed as free agent by Cleveland (7/17/03)...Traded by the Bucks with Ray Allen, Ronald Murray and conditional first-round draft choice to Seattle for Gary Payton and Desmond Mason (2/20/03)...Signed as a free agent by Milwaukee (11/6/02)...Traded by the Bulls with Brad Miller, Ron Mercer and Ron Artest to Indiana for Jalen Rose, Travis Best, Norman Richardson and a conditional second round draft choice (2/19/02)...Signed as free agent by Chicago (11/24/01)...Signed as free agent by the 76ers (12/22/00)...Signed as free agent by New Jersey (10/3/00)...Signed as free agent by Philadelphia (11/24/99)...Signed as free agent by the Mavericks (10/6/99)...Re-signed by Magic to 10-day contract (3/8/99)...Signed as free agent by Sacramento (1/21/99)...Signed by Magic for remainder of season (3/22/98)...Signed by Orlando to first of two consecutive 10-day contracts (3/2/98)...Signed as free agent by Dallas (10/7/97)...Signed as a free agent by Golden State (10/4/95)...Not drafted by an NBA franchise.

PRO EXPERIENCE

12 NBA seasons



CAREER AVERAGES

3.8 ppg and 2.3 apg in 15.8 mpg.

2008-09 SEASON AVERAGES

4.0 ppg and 2.3 apg in 17.0 mpg.

2008-09

Played in 50 games (21 starts) for Minnesota...Dished out a season-high seven assists vs. New Jersey on 3/29...Led the Wolves in assists on seven occasions, including a six-assist night at Dallas on 12/30, and claimed a season-high five rebounds vs. Memphis on 12/29...Scored 17 points at Sacramento on 12/15, the second-highest point total of his career...Played in 600th career NBA game at Denver on 12/10...Missed a total of 27 contests due to injury, including a 20-game absence due to a dislocated left elbow suffered at Chicago on 1/3...Also sidelined for six games (Nov. 19-29) with a strained right calf, and sat out the Apr. 11 game vs. Phoenix due to a strained left hip flexor.

NBA CAREER

2007-08: In 40 games played, averaged 1.8 points and 1.0 assists in 7.5 minutes per game...Had 38 assists to 5 turnovers on the season (7.60 ratio) and owned the second best assist-to-turnover ratio of any player in the league (Darrick Martin had 21 assists to one turnover)...**2006-07:** In 53 games (23 starts) averaged 3.8 points, 2.5 assists and 1.4 rebounds in 17.3 minutes per game...Scored a career-high 19 points at San Antonio on 12/16...**2005-06:** In 70 games (23 starts) averaged 2.7 points, 1.4 rebounds and 1.4 assists in 15.3 minutes per game...Missed 12 games, 10 due to injury (three due to a right ankle sprain from 3/9-14 and seven due to a right quad strain from 4/8-19) and had two DNP - Coach's Decisions (12/23,12/28)...**2004-05:** In 26 games, averaged 1.1 points in 6.1 minutes per game...Missed a total of 27 games on the injured list: five games due to a left hip pointer (11/3-11/10), 10 games due to low back strain (11/26-12/14) and 12 games due to right knee tendinitis (1/24-2/14)...Had 28 DNP-Coach's Decisions...**2003-04:** Only Cavaliers player to appear in all 82 games (seven starts)...Averaged 4.2 points and 2.9 assists in 17.1 minutes per game...Ranked 11th in the NBA in assist to turnover ratio (2.89)...Led team in free throw percentage (.835)...Scored in double figures in six games...Led or tied for the team lead in assists eight times and in steals 15 times...**2002-03:** Led the NBA in assist-to-turnover ratio (4.04)...Played in all 82 games (five starts)...Averaged 6.5 points, 2.2 rebounds and 3.5 assists in 26.6 minutes per game...Scored in double-figures in eight games...After being acquired by Seattle on 2/20 from Milwaukee, averaged 8.0 points, 2.9 rebounds and 3.8 assists in 29 contests for the Sonics...Played in 53 games for Milwaukee, averaging 5.7

points, 1.9 rebounds and 3.4 assists per game...**2001-02:** Played in a total of 81 games (17 starts)...Overall, averaged 5.7 points, 3.6 assists and 2.3 rebounds...In 52 games (17 starts) with Chicago, averaged 5.8 points and 3.7 assists... After being traded to Indiana on 2/19, averaged 5.4 points and 3.4 assists in 29 games with the Pacers...**2000-01:** Played in 51 games with Philadelphia after signing as a free agent on 12/22...Averaged 3.8 points, 1.4 rebounds and 2.4 assists per game with the Sixers...Prior to being waived by New Jersey on 12/15 averaged 1.2 points and 1.3 assists in 19 games...Missed two straight games (2/5 and 2/7) due to the birth of his daughter...Recorded first career double-double vs. Cleveland (4/6) with nine points, 10 rebounds and 10 assists to go along with no turnovers...**1999-00:** Signed by the 76ers as a free agent (11/24/99) and averaged 1.8 points, 1.2 assists and 0.8 rebounds in 40 games...Spent 27 games on the injured list with tendinitis of right knee... Began the season with the Connecticut Pride of the CBA where he appeared in two games, averaging 20.0 points and 7.5 assists...**1998-99:** Spent time with Sacramento (seven games) and Orlando (one game)...Overall, averaged 1.6 points per game...**1997-98:** Appeared in 35 games overall, averaging 3.5 points, 1.9 assists, and 1.1 rebounds...In 16 games with Dallas, averaged 2.4 points...Appeared in 19 games with Orlando averaging 4.1 points and 1.7 assists per game...Appeared in 24 games with the Connecticut Pride (CBA), averaging 19.8 points, 4.9 assists, and 3.2 rebounds per game...**1996-97:** Appeared in 52 games with the Connecticut Pride (CBA)...Averaged 14.7 points, 5.8

assists, and 3.9 rebounds per game...**1995-96:** Signed by the Golden State Warriors (10/4), but was waived on Oct. 11, before the start of the season...Appeared in 56 games with the Connecticut pride of the CBA and averaged 8.2 points, 4.0 assists, and 2.8 rebounds per game.

COLLEGE

Appeared in 124 games during his four-year career at the University of Connecticut, averaging 6.7 points, 5.0 assists, and 2.0 rebounds per game...Career highs of 9.8 points, 6.4 assists, and 2.5 rebounds during his senior season and was named third team All-Big East...Set Connecticut single-season record with 212 assists during his senior season.

PERSONAL

Kevin and his wife, Stephanie, have a son, Jalen, and daughter, Cheyenne...Majored in communication sciences at the University of Connecticut...Attended Crenshaw High School in Los Angeles...Cousin of Amaz Battle, a wide receiver with the San Francisco 49ers...Wears size 13 sneaker.



REGULAR SEASON Career Hits

Minutes	43	01/22/2004	Cleveland vs. Sacramento
Field Goals	9	12/16/2006	Philadelphia at San Antonio
Field Goal Attempts	13	12/31/2002	Milwaukee at Houston
Three-Point Field Goals	2	12/17/2003	Cleveland vs. Houston
Three-Point Attempts	2	12/17/2003	Cleveland vs. Houston
Free Throws	11	02/06/2002	Chicago at L.A. Lakers
Free Throw Attempts	12	02/06/2002	Chicago at L.A. Lakers
Offensive Rebounds	2	11/16/2008	Minnesota at Denver (19 times)
Defensive Rebounds	9	01/22/2004	Cleveland vs. Sacramento
Rebounds	10	01/22/2004	Cleveland vs. Sacramento (Twice)
Assists	12	12/19/2003	Cleveland at Philadelphia
Steals	4	03/19/2006	Philadelphia at Golden State (6 times)
Turnovers	6	12/27/2001	Chicago at Dallas
Blocked Shots	2	11/04/2005	Philadelphia at Charlotte
Points	19	12/16/2006	Philadelphia at San Antonio

NBA REGULAR SEASON STATISTICS

SEASON/TEAM	G-GS	MIN	FGM-FGA	PCT	3-PT. FG			Rebounds					Averages						
					FGM-FGA	PCT	FTM-FTA	PCT	OFF	DEF	TOT	AST	STL	TO	BLK	PTS	RPG	APG	PPG
97-98 Dal./Ori.	35-0	430	37-98	.378	0-1	0.000	49-70	.700	9	30	39	65	13	44	0	123	1.1	1.9	3.5
98-99 Sac./Ori.	8-0	72	4-14	.286	0-0	---	5-7	.714	0	7	7	3	3	3	1	13	0.9	0.4	1.6
99-00 Philadelphia	40-0	290	22-49	.449	0-0	---	28-37	.757	4	27	31	46	10	10	0	72	0.8	1.2	1.8
00-01 NUN/Phi.	70-4	925	76-192	.396	1-3	.333	63-89	.708	16	79	95	146	30	49	1	216	1.4	2.1	3.1
01-02 Chi./Ind.	81-17	1723	137-353	.388	1-2	.500	187-227	.824	25	159	184	291	62	106	2	462	2.3	3.4	5.7
02-03 Mil./Sea.	82-5	1897	199-441	.451	2-6	.333	134-178	.753	25	157	182	291	69	72	5	534	2.2	3.6	6.5
03-04 Cleveland	82-7	1401	95-257	.370	4-9	.444	147-176	.835	23	147	170	234	51	81	8	341	2.1	2.9	4.2
04-05 Philadelphia	26-0	158	11-31	.355	0-0	---	6-9	.667	3	16	19	19	5	6	0	28	0.7	0.7	1.1
05-06 Philadelphia	70-23	1069	75-174	.431	1-3	.333	41-49	.837	13	85	98	101	33	29	3	192	1.4	1.4	2.7
06-07 Philadelphia	53-23	919	81-187	.433	0-2	.000	37-45	.822	8	66	74	130	21	47	1	199	1.4	2.5	3.8
07-08 Philadelphia	40-0	300	29-69	.420	0-1	.000	12-15	.800	4	15	19	38	10	5	0	70	0.5	1.0	1.8
08-09 Minnesota	50-21	850	61-150	.407	0-1	.000	80-96	.833	13	62	75	117	19	34	4	202	1.5	2.3	4.0
TOTALS	637-100	10034	827-2015	.410	9-28	.321	789-998	.791	143	850	993	1481	326	486	25	2452	1.6	2.3	3.8

NBA PLAYOFF STATISTICS

SEASON/TEAM	G-GS	MIN	FGM-FGA	PCT	3-PT. FG			Rebounds					Averages						
					FGM-FGA	PCT	FTM-FTA	PCT	OFF	DEF	TOT	AST	STL	TO	BLK	PTS	RPG	APG	PPG
99-00 Philadelphia	10-0	65	6-12	.500	0-0	---	8-9	.889	0	5	5	12	2	3	0	20	0.5	1.2	2.0
00-01 Philadelphia	23-0	123	10-27	.370	0-0	---	13-14	.929	2	7	9	23	0	0	0	33	0.4	1.0	1.4
01-02 Indiana	5-0	118	11-26	.423	1-2	.500	6-6	1.000	0	12	12	23	3	5	0	29	2.4	4.6	5.8
07-08 Philadelphia	3-0	19	1-4	.250	0-0	---	2-2	1.000	0	1	1	3	2	0	0	4	0.3	1.0	1.3
TOTALS	41-0	325	28-69	.406	1-2	.500	29-31	.935	2	25	27	61	7	16	0	86	0.6	1.5	2.1



2 THABO SEFOLOSHA

POSITION: Guard/Forward HEIGHT: 6-7 WEIGHT: 215

BIRTHDATE

5/2/84

BIRTHPLACE


Vevey, Switzerland

HOW ACQUIRED/DRAFT BACKGROUND

Acquired from Chicago along with cash considerations in exchange least 2009 first round pick...Draft rights traded by Philadelphia to Chicago in exchange for the draft rights to Rodney Carney (16th overall) and cash considerations... Originally drafted by the Philadelphia 76ers in the first round (13th overall) of the 2006 NBA Draft.

PRO EXPERIENCE

Three NBA seasons



CAREER AVERAGES

5.4 ppg, 3.2 rpg and 1.5 apg in 18.2 mpg.

2008-09 SEASON AVERAGES

5.9 ppg, 3.7 rpg, 1.7 apg and 1.14 spg in 22.0 mpg.

2008-09

Appeared in 66 games (36 starts) with Chicago and Oklahoma City...Missed final three games of the season with a dislocated left index finger...In 22 starts with OKC, Thunder posted 9-13 record...Career-high tying four blocks vs. Chicago on 3/18 and at Boston on 3/29...10 or more rebounds once...One double-double...Recorded season-high 17 points and career-high five steals at Sacramento (3/10)... One DNP-CD...Missed three games due to injury.

NBA CAREER

2007-08: Played in 69 games and made a career-high 22 starts...Averaged career-bests and set single-game career-highs in every statistical category...Averaged 6.7 ppg, 3.7 rpg and 1.9 apg in 20.8 mpg...Had four games of 20-plus points, including a career-high 22 points twice, and three games of 10-plus rebounds, including a career-high 13 rebounds at DET (01/19)...Led the team in scoring four times, rebounds eight times and assists twice...Recorded three point-rebound double-doubles...Missed one game with a right ankle sprain (1/03) and six games because of a left groin strain (2/29-3/09)...Also logged six DNP-CDs...**2006-07:** Appeared in 71 games during his rookie campaign and averaged 3.6 ppg and 2.2 rpg in 12.2 mpg...Had one double-double...In his NBA debut at Miami on 10/31, tallied 11 points (4-4 FG, 3-3 FT), two rebounds, two steals and one assist in less than 11 minutes...Recorded 11 DNP-CDs.

CAREER PLAYOFFS

Appeared in nine of Chicago's 10 games and averaged 3.3 ppg and 1.9 rpg in 11.0 mpg during the 2007 playoffs.

PROFESSIONAL CAREER

As a member of the Swiss National Team...Played in the 2005 French Pro A All-Star Game...Started his pro career in 2001-02, at the age of 17, in the top domestic league in Switzerland (the LNA), with Tege Riviera Basket...Played the following three seasons (2002-05) with Chalon-Sur-Saone, the premier pro league in France...Signed with Italian Serie A club Angelico squad Angelico Biella prior to the 2005-06 season and averaged 12.0 ppg, 6.4 rpg, 2.3 apg, 1.95 spg and 29.4 mpg in Italy's top league.

PERSONAL

Name is pronounced TA-bow sef-a-LOW-sha...Full name is Thabo Patrick Sefolosha...Originally an early-entry candidate



for the 2005 NBA Draft before he withdrew his name from consideration...His South African father and French mother left South Africa for Switzerland shortly before he was born in 1984...His mother is an accomplished artist and his father is an skilled musician...Participated in Luol Deng's 3rd Annual Thanksgiving Dinner at the Pacific Garden Mission... Attended holiday party for United Service Organizations and Chicago Housing Authority kids whose parents were deployed in the Armed Services...Attended the Chicago Housing Authorities Holiday Party, were he distributed holiday gifts ... Attended the Illinois Center for Rehabilitation and Education event with physically disabled children...Along with Allstate Insurance Company, he unveiled the opening of a new court refurbishment at the Martin Luther King Boys & Girls Club and hosted a basketball clinic for children that utilize the club in the spring of 2008...Hosted the Chicago Bulls Jam at the United Center for Chicagoland students to celebrate their academic accomplishments in the summer of 2008.

REGULAR SEASON Career Highs

Minutes.....	43.....	01/23/2008.....	Chicago at Indiana
Field Goals.....	9.....	02/06/2008.....	Chicago at Portland
Field Goal Attempts.....	21.....	02/09/2008.....	Chicago at Utah
Three-Point Field Goals.....	4.....	03/26/2008.....	Chicago at Philadelphia
Three-Point Attempts.....	6.....	02/09/2008.....	Chicago at Utah
Free Throws.....	8.....	03/11/2009.....	Oklahoma City at Denver
Free Throw Attempts.....	8.....	03/11/2009.....	Oklahoma City at Denver (Twice)
Offensive Rebounds.....	5.....	01/19/2008.....	Chicago vs. Detroit
Defensive Rebounds.....	10.....	04/04/2007.....	Chicago at Detroit
Rebounds.....	13.....	01/19/2008.....	Seattle vs. Dallas
Assists.....	7.....	04/14/2008.....	Chicago at Milwaukee
Steals.....	5.....	03/10/2009.....	Oklahoma City at Sacramento
Turnovers.....	6.....	02/07/2008.....	Chicago at Golden State (Twice)
Blocked Shots.....	4.....	03/29/2009 Oklahoma City at Boston (3 Times)	
Points.....	22.....	02/09/2008.....	Chicago at Utah (Twice)

NBA REGULAR SEASON STATISTICS

SEASON/TEAM	G-GS	MIN	FGM-FGA	PCT	3-Pt. FG		FTM-FTA	PCT	Rebounds					Averages					
					FGM-FGA	PCT			OFF	DEF	TOT	AST	STL	TO	BLK	PTS	RPG	APG	PPG
06-07 Chicago	71-4	868	109-256	.426	15-42	.357	23-45	.511	35	118	153	60	33	60	11	256	2.2	0.8	3.6
07-08 Chicago	69-22	1436	180-421	.428	29-88	.330	75-104	.721	50	205	255	129	61	93	30	464	3.7	1.9	6.7
08-09 Chi/OKC	66-36	1451	152-357	.426	24-87	.276	61-73	.836	54	188	242	111	75	64	45	389	2.3	1.7	5.9
TOTALS	206-62	3755	441-1034	.427	68-217	.313	169-222	.716	139	511	650	300	169	217	86	1109	3.2	1.5	5.4

NBA PLAYOFF STATISTICS

SEASON/TEAM	G-GS	MIN	FGM-FGA	PCT	3-Pt. FG		FTM-FTA	PCT	Rebounds					Averages					
					FGM-FGA	PCT			OFF	DEF	TOT	AST	STL	TO	BLK	PTS	RPG	APG	PPG
06-07 Chicago	9-0	99	10-26	.385	3-8	.375	7-12	.583	4	13	17	7	2	7	0	30	1.9	0.8	3.3
TOTALS	9-0	99	10-26	.385	3-8	.375	7-12	.583	4	13	17	7	2	7	0	30	1.9	0.8	3.3



36 ETAN THOMAS

POSITION: Center HEIGHT: 6-10 WEIGHT: 260

BIRTHDATE

4/1/78

BIRTHPLACE

Harlem, NY

HIGH SCHOOL

Booker T. Washington (Tulsa, OK)

COLLEGE

Syracuse

HOW ACQUIRED/DRAFT BACKGROUND

Originally selected No. 12 overall by the Dallas Mavericks in the 2000 NBA Draft. Acquired by the Oklahoma City Thunder in July, 2009 from the Minnesota Timberwolves in exchange for Chucky Atkins and Damien Wilkins.

PRO EXPERIENCE

8 NBA Seasons

CAREER AVERAGES

6.0 ppg, 4.9 rpg, 1.0 bpg and 0.4 apg in 17.9 mpg.

2008-09 SEASON AVERAGES


3.1 ppg, 2.5 rpg and 0.7 bpg in 11.8 mpg.

2008-09

Scored a season-high 10 points and grabbed a season-high eight rebounds vs. NJ (10/29)...Missed 56 total games due to injury; 11/5/08 (sprained left ankle) and 1/14-4/15 (torn left MCL).

NBA CAREER

2007-08: Missed all of the 2007-08 season after undergoing heart surgery...**2006-07:** Averaged 6.1 points and 5.8 rebounds per game in 65 games (career high 32 starts)...Recorded seven double-doubles...Recorded a double-double in a career-high three consecutive games from 4/3 to 4/6...Scored in double figures in 12 games and recorded 10+ rebounds eight times...Led or tied for the team lead in rebounding seven times...Had a career-high tying six blocks vs. ORL (4/17)...Recorded his third consecutive double-double with 10 points and 14 rebounds vs. CLE (4/6); marking the first time in his career that he recorded a double-double in three consecutive games...Scored a season-high 19 points and finished with 10 rebounds vs. CHA (4/4)...Scored a then season-high 17 points and recorded 14 rebounds at CHA (4/3)...Set new career-highs with six blocks and nine offensive rebounds at ORL (11/6)...Also had a season-high 15 rebounds at ORL (11/6)...Missed 13 games due to injury/illness (sprained left ankle, 12/13 - 1/7)... **2005-06:** Appeared in 71 games and made nine starts...Averaged 4.7 points and 3.9 rebounds per game...In nine games started, averaged 7.1 points and 5.6 rebounds...Scored in double figures 11 times and had 10+ rebounds in two games...Led or tied for the team lead in rebounding three times...Played a season-high 28:59 vs. MIA and recorded a double-double with 13 points and season-high 11 rebounds (12/30)...Scored a season-high 14 points vs. LAC (11/9)...Ranked 8th in the NBA in blocks per 48 minutes (2.91)...**2004-05:** Appeared in 47 games with 10 starts...Averaged 7.1 points and 5.2 rebounds per game...Missed 32 games with an abdominal strain suffered in training camp prior to the start of the 2004-05 season...Scored in double figures in 12 games including a stretch of four consecutive games from 3/27 to 4/1...Grabbed 10+ rebounds five times...Had a season-high 14 rebounds in a Wizards' win at POR (3/28)...Led the Wizards in rebounding eight times...Recorded five double-doubles...**2003-04:** Pulled down a career-high 16 rebounds vs. MIA (3/21)...Scored a then career-high 21 points vs. BOS (3/13)...Notched his ninth double-double of the season with 19



points and 11 rebounds at ORL (3/10)...Tied career-high with four blocked shots at MIA (12/23)...**2002-03:** Averaged 4.8 points and 4.3 rebounds per game...Led the team in rebounding five times and in blocked shots seven times... Had four games with 10+ rebounds...Missed the final 28 games of the season with a fractured orbital bone and a bruised left eye socket...**2001-02:**Averaged 4.3 points and 3.9 rebounds per game...Scored a season-high 14 points and had a then career-high 15 rebounds while tying a previous career-high with three blocked shots vs. PHI (4/10)...**2000-01** Missed entire season due to injury (toe).

PLAYOFFS

Appeared in 15 career playoff games (four starts) with the Wizards from 2005-2007...Averaged a career postseason high of 5.5 rebounds per game during the 2007 NBA Playoffs...Has averaged 4.9 points and 4.3 rebounds in 15.2 minutes per game in his postseason career.

PERSONAL

Grew up in Tulsa Oklahoma and attended Booker T. Washington High School. A standout on the basketball court, he helped lead his high school team to two State Championships...Married Nichole Oliver, who was a member of the Syracuse women's basketball team in June of 2004...Has a son, Malcolm, and a daughter, Imani...Was honored by The Dr. Martin Luther King Jr. Foundation, Inc. at the 2009 MLK Foundation Pre-Inaugural Gala/Awards with the Legacy Award in January, 2009...Partnered with Miss Black District of Columbia in 2009 to inspire DC Public School Students to 'Think Big!'...Serves as a contributor to the Huffington Post...In the summer of 2008, lent his time and energy to a new voter registration campaign – "Respect My Vote!"...Worked with the Obama '08 Presidential campaign...Was an official spokesperson for the 21st Annual AIDS Walk Washington...Enjoys writing poetry and attending poetry readings.



REGULAR SEASON Career Highs

Minutes	38	04/20/2005	Washington at New York (Twice)
Field Goals	9	04/04/2007	Washington vs. Charlotte (Twice)
Field Goal Attempts	14	04/04/2007	Washington vs. Charlotte
Free Throws	9	03/13/2004	Washington vs. Boston
Free Throw Attempts	14	11/21/2003	Washington at Denver (Twice)
Offensive Rebounds	9	11/06/2006	Washington at Orlando
Defensive Rebounds	12	03/21/2004	Washington vs. Miami
Rebounds	16	03/21/2004	Washington vs. Miami
Assists	4	12/12/2003	Washington vs. Minnesota (Twice)
Steals	3	04/14/2004	Washington vs. New Orleans (Twice)
Turnovers	5	04/12/2004	Washington at Detroit (Twice)
Blocked Shots	6	04/17/2007	Washington vs. Orlando (Twice)
Points	23	02/05/2005	Washington vs. Milwaukee

NBA REGULAR SEASON STATISTICS

SEASON/TEAM	G-GS	MIN	FGM-FGA	PCT	3-PT. FG		FTM-FTA	PCT	Rebounds					Averages					
					FGM-FGA	PCT			OFF	DEF	TOT	AST	STL	TO	BLK	PTS	RPG	APG	PPG
00-01 WAS	Did Not Play - Injury (toe)																		
01-02 WAS	47-0	618	81-151	.536	0-0	---	41-74	.554	55	126	181	6	17	26	35	203	3.9	0.1	4.3
02-03 WAS	38-0	513	61-124	.492	0-0	---	60-94	.638	70	95	165	3	8	33	23	182	4.3	0.1	4.8
03-04 WAS	79-15	1901	257-526	.489	0-0	---	191-295	.647	183	345	528	68	36	113	123	705	6.7	0.9	8.9
04-05 WAS	47-10	976	128-255	.502	0-0	---	76-144	.528	85	159	244	20	17	50	51	332	5.2	0.4	7.1
05-06 WAS	71-9	1121	131-246	.533	0-0	---	75-125	.600	99	180	279	14	20	51	68	337	3.9	0.2	4.7
06-07 WAS	65-32	1246	159-277	.574	0-0	---	77-138	.558	136	241	377	29	22	71	89	395	5.8	0.4	6.1
07-08 WAS	Did Not Play - (heart surgery)																		
08-09 WAS - MIN	26-7	306	32-86	.485	0-0	---	16-23	.696	25	41	66	6	3	18	18	80	2.5	0.2	3.1
TOTALS	373-73	6681	849-1645	.516	0-0	---	536-893	.600	653	1187	1840	146	123	362	407	2234	4.9	0.4	6.0



5 KYLE WEAVER

POSITION: Guard HEIGHT: 6-6 WEIGHT: 201

BIRTHDATE

2/18/86

BIRTHPLACE

Beloit, WI

HIGH SCHOOL

Beloit Memorial

COLLEGE

Washington State

HOW ACQUIRED/DRAFT BACKGROUND

Acquired by Oklahoma City on 8/11/08 in a trade that sent a future second-round pick to Charlotte...Selected by Charlotte in the second round (No. 38 overall) of the 2008 NBA Draft.

PRO EXPERIENCE

Two NBA Seasons

2008-09 SEASON AVERAGES

5.3 ppg, 2.3 rpg, 1.8 apg and .9 spg in 20.8 mpg.

2008-09

Appeared in 56 games (19 starts) and averaged 5.3 points, 2.3 rebounds and 1.8 assists in 20.8 minutes...10-plus points eight times...He tallied 12 points to go along with a career-high nine rebounds in a career-high 37 minutes at MIL (4/11)...Versus CHA (4/10), matched a career-high with four steals while adding nine points on 4-of-5 shooting... Distributed a career-high seven assists Mar. 29th at BOS... Set a career-high with three blocked shots in the Thunder's final home game vs. CHA (4/10)...In early March, scored 10+ points in four straight games (3/2 vs. DAL - 3/8 vs. PHI) and averaged 13.3 points during that span...Career-high 19 points 2/21 at GS...Made first career start at Utah (1/30)... Scored first two points of NBA career vs. Orlando 11/12... DNP-CD 24 times...Missed two games due to injury.

COLLEGIATE HIGHLIGHTS

Named Second Team All-Pac-10 and to the Pac-10 All-Defensive Team as a senior...Earned All-Pac-10 honors as a junior...Is the first player in Pac-10 history to record 1,000 points, 500 rebounds, 400 assists, 175 steals and 75 blocked shots in a career...Finished collegiate career ranked second in assists in Washington State history with 465, third in steals with 188 and minutes played with 3,603, fifth in assists average with 3.84 per game, seventh in blocked shots with 93, eighth in steals average with 1.55 per game and 17th in scoring with 1,162 points...Participated with Team USA in the 2007 Pan American Games held in Rio de Janeiro, Brazil.

COLLEGIATE CAREER

2007-08: (Senior season): Averaged 12.2 points, 5.3 rebounds, 4.3 assists (ranked fifth in the Pac-10) and 1.7 steals (fourth)...Named USBWA Men's All-District IX Team, NABC District 14 First Team, CollegeHoops.net Honorable Mention All-American, Colleginsider.com All-Defensive All-America Team and Rivals.com All-Defensive Second Team...Started all 35 games...Led WSU in steals (60) and free throws made (126) and ranked second on the team in points per game (12.2), rebounding (184) and assists (151)... Led the team in scoring seven times, rebounding eight times, assists 17 times, steals 19 times and blocked shots 13 times...Scored in double figures 23 times, topping the 20-point mark in three contests...Tied a career-high for field goals made when he went 8-for-8 from the field with 17 points vs. USC on 2/9...Set a career-high with 25 points and added a season-high 12 rebounds vs. Stanford on 3/14 in the Pac-10 Tournament semifinals...Ranked eighth in the Pac-10 in assist/turnover ratio (1.56), twelfth in minutes played (33.11 per game), eighteenth in rebounding (5.3 per game) and



twentieth in scoring (426)...Earned spots on WSU's single-season lists tied for fifth in steals (60) and fourth in minutes played (1,159)...**2006-07 (Junior season):** Averaged 11.2 points, 5.6 rebounds, 4.6 assists (ranked third in the Pac-10), 1.2 blocks (sixth) and 2.2 steals (second)...Ranked fourth in the Pac-10 in assist/turnover ratio (1.69), sixth in minutes per game(33.88) and 16th in rebounds (5.6 per game)...Led WSU in rebounds (190), assists (157) and steals (74)...Appeared in all 34 games, including 33 starts...Became the first player in Pac-10 history to record at least 300 points, 125 rebounds, 125 assists, 50 steals and 35 blocks in a single season... Named All-Pacific-10 First Team, NABC District 14 First Team and Collegeinsider.com Pacific-10 MVP...Posted a season-high 17 points on 7-for-8 shooting vs. Washington on 1/20...Registered the first triple-double in school history with 14 points, a career-high 13 rebounds and a career-high-tying 10 assists to go with six steals at Stanford on 1/13... Recorded four other double-doubles, including a 15-point, career-high-matching 13-rebound performance vs. USC on 3/3...Tallied 15 points, 10 rebounds and seven assists vs. Arizona on 1/6...Blocked a career-high five shots vs. Idaho State on 11/21...**2005-06 (Sophomore season):** Averaged 8.6 points, 4.3 rebounds, 4.0 assists (ranked fifth in the Pac-10) and 1.4 steals (eighth)...Ranked ninth in the league in field goal percentage (.483)...Was the fourth player in school history to record at least 100 rebounds and 100 assists in the same season...Started 25 of 27 games, missing one contest (2/25) due to a sprained left ankle...Scored in double figures



11 times...Led the team in assists (107) and steals (39)... Recorded a career-high 19 points on 8-for-10 shooting at Washington on 1/7...Tallied 15 points, a career-high nine rebounds, six assists and a season-high five steals vs. Wyoming on 11/30...Tallied eight points, four steals and dished out a career-high nine assists against Oregon on 1/19...Tallied 10 points, four boards, and recorded a career-high three blocks at Oregon on 2/18...**2004-05 (Freshman season):** Averaged 4.8 points and 3.2 rebounds in 19.6 minutes a contest...Appeared in 25 games, starting 10... Scored in double figures four times...Recorded season highs of 15 points and eight rebounds vs. Washington on Feb. 19...Tallied 10 points and seven rebounds at UCLA on 1/6 and USC on 1/8 in consecutive games...Set season high of six assists at Kansas State on 11/27...Ranks sixth on the Washington State all-time single season freshman list in assist/turnover ratio (1.06), eighth in assists average (2.00 per game), and tied for eighth in assists (50).



PERSONAL

Parents are LaMont and Jean...Has an older brother LaMont Jr. and a younger sister Shelsi...Majored in general studies at Washington State...Enjoys spending time with his family and performing community service...Has officiated basketball games for the Boys and Girls Club.

REGULAR SEASON Career Highs

Minutes	39	02/28/2009	OKC at Memphis
Field Goals	7	03/02/2009	OKC vs Dallas
Field Goal Attempts	13	03/02/2009	OKC vs Dallas (Twice)
Three-Point Field Goals	3	02/24/2009	OKC vs L.A. Lakers
Three-Point Attempts	7	02/10/2009	OKC at L.A. Lakers
Free Throws	6	02/21/2009	OKC at Golden State
Free Throw Attempts	6	02/21/2009	OKC at Golden State
Offensive Rebounds	3	04/11/2009	OKC at Milwaukee
Defensive Rebounds	6	04/11/2009	OKC at Milwaukee
Rebounds	9	04/11/2009	OKC at Milwaukee
Assists	7	03/29/2009	OKC at Boston
Steals	4	04/10/2009	OKC vs Charlotte (3 times)
Turnovers	4	04/11/2009	OKC at Milwaukee
Blocked Shots	3	4/10/2009	OKC vs Charlotte
Points	19	02/21/2009	OKC at Golden State

NBA REGULAR SEASON STATISTICS

SEASON/TEAM	G-GS	MIN	FGM-FGA	PCT	3-PT. FG FGM-FGA	PCT	FTM-FTA	PCT	Rebounds							Averages			
									PCT	OFF	DEF	TOT	AST	STL	TO	BLK	PTS	RPG	APG
08-09 OKC	56-19	1167	113-246	.459	32-93	.344	41-58	.707	31	99	130	101	47	69	25	299	2.3	1.8	5.3
TOTALS	56-19	1167	113-246	.459	32-93	.344	41-58	.707	31	99	130	101	47	69	25	299	2.3	1.8	5.3



0

RUSSELL WESTBROOK

POSITION: Guard HEIGHT: 6-3 WEIGHT: 190

BIRTHDATE

11/12/88

BIRTHPLACE

Long Beach, CA

HIGH SCHOOL

Leuzinger (Lawndale, CA)

COLLEGE

UCLA

HOW ACQUIRED/DRAFT BACKGROUND

Selected by the Oklahoma City Thunder in the first round (No. 4 overall) of the 2008 NBA Draft.

PRO EXPERIENCE

Two Years

2008-09 SEASON AVERAGES

15.3 ppg, 4.9 rpg, 5.3 apg and 1.3 spg in 32.5 mpg.

2008-09

Named to NBA's All-Rookie first team...Ranked among rookie league-leaders in a number of statistical categories including scoring (4th, 15.3), assists (2nd, 5.3) steals (2nd, 1.36), minutes played (4th, 32.5), rebounds (7th, 4.9) and field-goal percentage (10th, .398)...10 or more points 71 times...20-plus points 18 times...30-plus points six times...10 or more rebounds four times...10 or more assists nine times...Ten double-doubles...One triple-double...Five-plus steals three times...Scored 10+ points in 25 consecutive games (1/16 vs. DET through 3/14 at PHX)...Recorded first triple-double in Thunder franchise history with 17 points, 10 rebounds and 10 assists vs. Dallas (3/2)...Career-high 12 assists at Minnesota 1/7... Career-high 34 points including career-high 20 free throw makes (20-22 FT) at Sacramento (2/1)...The 20 free throw makes represent the most a Kings opponent since they moved to Sacramento...Was named NBA T-Mobile Rookie of the Month in December and February.

COLLEGIATE HIGHLIGHTS


Named Pac-10 Defensive Player of the Year as a sophomore...Earned Third Team All-Pac-10 honors and was named to the conference All-Defensive Team.

COLLEGE

2007-08 (Sophomore season): Averaged 12.7 ppg, a team-leading 4.3 apg, 3.9 rpg and 1.6 spg...Played 1,318 minutes, the most by a Bruin since 1979 (when minutes began being tracked as a statistic)...Led team with a career-high 22 points vs. Memphis in the Final Four on 4/5...Posted first career double-double with 14 points and a career-high-tying 11 rebounds vs. Western Kentucky in the Sweet Sixteen of the NCAA Tournament on 3/27...Tallied 16 points, four rebounds, five assists and a career-high five steals vs. Oregon on 2/23...Dished out a career-high nine assists vs. Youngstown State on 11/12...Pulled down a career-high-tying 11 rebounds vs. Stanford in the title game of the Pac-10 Tournament on 3/15...**2006-07 (Freshman season):** Averaged 3.4 ppg and 0.7 apg in 9.0 mpg...Scored a season-high 11 points twice...Recorded season highs of five rebounds, four assists and two steals in 32 minutes at West Virginia in his first career start on 2/10.

HIGH SCHOOL

Was named to the "Best in the West" Third-Team by Long Beach Press-Telegram and earned Third-Team All-State honors...Averaged 25.1 ppg, 8.7 rpg, 3.1 spg and 2.3 apg as



a senior...Led Leuzinger to a 25-4 overall record and to a CIF-SS Div. I-AA quarterfinal playoff appearance...Scored 30 or more points on eight occasions and registered a career-high 51 points at Carson on Jan. 6, 2006.

PERSONAL

Parents are Russell Westbrook and Shannon Horton... Has one younger brother, Raynard...Admires Earvin "Magic" Johnson.



REGULAR SEASON Career Highs

Minutes	47	02/27/2009	OKC at Dallas
Field Goals	13	02/21/2009	OKC at Golden State
Field Goal Attempts	32	02/27/2009	OKC at Dallas
Three-Point Field Goals ...	3	02/20/2009	OKC at Phoenix (4 times)
Three-Point Attempts	6	02/27/2009	OKC at Dallas
Free Throws	20	02/01/2009	OKC at Sacramento
Free Throw Attempts	22	02/01/2009	OKC at Sacramento
Offensive Rebounds	8	02/11/2009	OKC at Portland
Defensive Rebounds	8	03/02/2009	OKC vs. Dallas
Rebounds	12	02/11/2009	OKC at Portland (Twice)
Assists	12	01/07/2009	OKC at Minnesota
Steals	5	12/31/2008	OKC vs. Golden State (3 times)
Turnovers	9	04/10/2009	OKC vs. Charlotte
Blocked Shots	2	03/22/2009	OKC at Minnesota
Points	34	02/01/2009	OKC at Sacramento

2008-2009 NBA All-Rookie 1st Team

Derrick Rose	Chicago	G	Memphis	6-3	190
O. J. Mayo	Memphis	G	USC	6-4	210
Brook Lopez	New Jersey	C	Stanford	7-0	260
Michael Beasley	Miami	G	Kansas State	6-9	245
Russell Westbrook	Oklahoma City	G	UCLA	6-3	189

NBA REGULAR SEASON STATISTICS

SEASON/TEAM	G-GS	MIN	FGM-FGA	PCT	3-PT. FG		FTM-FTA	PCT	Rebounds					Averages					
					FGM-FGA	PCT			OFF	DEF	TOT	AST	STL	TO	BLK	PTS	RPG	APG	PPG
08-09 OKC	82-65	2668	436-1095	.398	35-129	.271	349-428	.815	178	221	399	435	110	274	16	1256	4.9	5.3	15.3
TOTALS	82-65	2668	436-1095	.398	35-129	.271	349-428	.815	178	221	399	435	110	274	16	1256	4.9	5.3	15.3



3 D.J. WHITE

POSITION: Forward HEIGHT: 6-9 WEIGHT: 251

BIRTHDATE

8/31/86

BIRTHPLACE

Tuscaloosa, AL

HIGH SCHOOL

HillCrest (Tuscaloosa, AL)

COLLEGE


Indiana

HOW ACQUIRED/DRAFT BACKGROUND

Acquired by the OKC franchise from the Detroit Pistons on 6/26/08 in exchange for the 32nd (Walter Sharpe) and the 46th (Trent Plaisted) picks in the 2008 NBA Draft. Originally selected by Detroit in the first round (No. 29 overall) of the 2008 NBA Draft.

PRO EXPERIENCE

One NBA Season



2008-09 SEASON AVERAGES

8.9 ppg, 4.6 rpg and 0.9 apg in 18.6 mpg.

2008-09

Made OKC Thunder debut 4/5 vs. IND after missing first 75 games of the season recovering from jaw surgery...In inaugural NBA game, recorded 14 points (7-8 FGs) and two rebounds in 18 minutes of action...In seven games with OKC, scored in double-figures three times and averaged 8.9 points (52.0% FGs) and 4.6 rebounds in 18.6 minutes...Posted first career double-double with 15 points and 11 rebounds at L.A. Clippers (4/15).

COLLEGIATE HIGHLIGHTS

Earned consensus Second Team All-America honors as a senior...Named Big Ten Player of the Year and received First Team All-Conference accolades...Earned Second Team All Big 10 honors as a junior...Finished career as Indiana's 16th all-time leading scorer with 1,447 points, ninth all-time leading rebounder with 748 boards and second all-time in field goal accuracy at 56.2 percent (548-975)...Started 97 of 99 collegiate games...Averaged 16.8 ppg and 8.6 rpg for Team USA in the 2007 Pan American Games.

COLLEGE

2007-08 (Senior season): Averaged 17.4 ppg (second in Big 10) and 10.3 rpg (first in Big 10)...Became the first player to average a double-double at Indiana since Alan Henderson in 1994...Shot a conference-leading 60.5 percent (216-357) from the field and ranked fourth in blocked shots (1.6 bpg)...Recorded 20 double-doubles...Registered 21 points and a career-high 22 rebounds at Michigan on 1/8...Posted a career-high 29 points and pulled down 13 rebounds vs. Tennessee State on 12/3...

2006-07 (Junior season): Averaged 13.8 ppg, 7.3 rpg and 2.3 bpg (second in Big 10)...Scored a season-high tying 23 points at Kentucky on 12/9...Matched season high with 23 points to go along with 12 rebounds vs. Iowa on 1/16...Grabbed a season-high 14 rebounds vs. UCLA in the second round of the NCAA Tournament on 3/17...

2005-06 (Sophomore season): Averaged 9.2 ppg and 6.0 rpg in five games, before sitting out the rest of the season due to a broken left foot...**2004-05 (Freshman season):** Averaged 13.3 ppg, 4.9 rpg and 2.2 bpg...Shot 57.2 percent (143-250) from the field...Recorded a season-high tying 23 points to go along with 11 rebounds vs. Oral Roberts on 12/31...Scored a season-high tying 23 points in back-to-back games at Minnesota (1/26) and at Iowa (1/29)...Scored 21 points, grabbed 10 rebounds and blocked five shots vs. Minnesota in the first round of the Big Ten Tournament on 3/11.



HIGH SCHOOL

Earned *Parade Magazine* All-American, Alabama Gatorade State Player of the Year and first team all-state honors as a senior...Averaged 20 ppg, 15 rpg and six bpg...Had seven points and five rebounds in the 2004 McDonald's All-American Game and 10 points and eight rebounds in the 2004 Jordan Capital Classic...Averaged 19 points, 10 rebounds, four assists and four blocks as a junior... Averaged 16 points and nine rebounds as a sophomore.

PERSONAL

Son of Dewayne and Julia White...Majored in general studies with minors in criminal justice and African American studies at Indiana...Reads Psalms: 121 before every game.

REGULAR SEASON Career Highs

Minutes	26	04/11/2009	OKC at Milwaukee
Field Goals	7	04/05/2009	OKC vs Indiana
Field Goal Attempts	12	04/15/2009	OKC at L.A. Clippers
Three-Point Field Goals	0	04/15/2009	OKC at L.A. Clippers (7 times)
Three-Point Attempts	0	04/15/2009	OKC at L.A. Clippers (7 times)
Free Throws	3	04/15/2009	OKC at L.A. Clippers (Twice)
Free Throw Attempts	4	04/15/2009	OKC at L.A. Clippers
Offensive Rebounds	4	04/15/2009	OKC at L.A. Clippers
Defensive Rebounds	7	04/15/2009	OKC at L.A. Clippers
Rebounds	11	04/15/2009	OKC at L.A. Clippers
Assists	2	04/15/2009	OKC at L.A. Clippers (Twice)
Steals	2	04/15/2009	OKC at L.A. Clippers
Turnovers	1	04/15/2009	OKC at L.A. Clippers (3 times)
Blocked Shots	3	04/15/2009	OKC at L.A. Clippers
Points	15	04/15/2009	OKC at L.A. Clippers

2007-08 FIRST TEAM ALL BIG 10

MEDIA

Eric Gordon	Indiana
DJ White	Indiana
Jamar Butler	Ohio State
Robbie Hummel	Purdue
Brian Butch	Wisconsin

COACHES

Eric Gordon	Indiana
DJ White	Indiana
Drew Neitzel	Michigan State
Robbie Hummel	Purdue
Brian Butch	Wisconsin

BIG 10 PLAYER OF THE YEAR AWARD WINNERS

1985	Roy Tarpley, JR, C, Michigan
1986	Scott Skiles, SR, G, Michigan State
1987	Dennis Hopson, SR, G, Ohio State
1988	Gary Grant, SR, G, Michigan
1989	Jay Edwards, SO, G, Indiana (media) Glen Rice, SR, F, Michigan (coaches)
1990	Stephen Scheffler, SR, C, Purdue
1991	Jim Jackson, SO, G-F, Ohio State
1992	Jim Jackson, JR, G-F, Ohio State
1993	Calbert Cheaney, SR, F, Indiana
1994	Glenn Robinson, SO, F, Purdue
1995	Shawn Respert, SR, G, Michigan State
1996	Brian Evans, SR, F, Indiana
1997	Vacated

1998	Mateen Cleaves, SO, G, Michigan State
1999	Mateen Cleaves, JR, G, Michigan State (coaches) Scoonie Penn, JR, G, Ohio State (media)
2000	A.J. Guyton, SR, G, Indiana (media) Morris Peterson, SR, F, Michigan State (coaches)
2001	Frank Williams, SO, G, Illinois
2002	Jared Jeffries, SO, F, Indiana
2003	Brian Cook, SR, F, Illinois
2004	Devin Harris, JR, G, Wisconsin
2005	Dee Brown, JR, G, Illinois
2006	Terence Dials, SR, F/C, Ohio State
2007	Alando Tucker, SR, F, Wisconsin
2008	D.J. White, SR, F, Indiana

NBA REGULAR SEASON STATISTICS

SEASON/TEAM	G-GS	MIN	FGM-FGA	PCT	3-Pt. FG FGM-FGA	PCT	FTM-FTA	PCT	Rebounds					Averages					
									OFF	DEF	TOT	AST	STL	TO	BLK	PTS	RPG	APG	PPG
08-09 OKC	7-0	130	26-50	.520	0-0	---	10-13	.769	10	22	32	6	3	3	5	62	4.6	0.9	8.9
TOTALS	7-0	130	26-50	.520	0-0	---	10-13	.769	10	22	32	6	3	3	5	62	4.6	0.9	8.9



40 RYAN BOWEN

POSITION: Forward HEIGHT: 6-9 WEIGHT: 218

BIRTHDATE: 11/20/75

BIRTHPLACE: Fort Madison, IA.

COLLEGE: Iowa

HOW ACQUIRED/DRAFT BACKGROUND:

Originally selected in the second round of the 1998 NBA Draft by the Denver Nuggets. Signed with OKC Thunder as a free agent on 9/25/09.

PRO EXPERIENCE: Nine NBA seasons

CAREER AVERAGES

2.6 ppg, 2.1 rpg, 0.5 apg and 0.6 spg in 12.8 mpg.

2008-09 SEASON AVERAGES

2.2 ppg, 1.1 rpg, 0.4 apg and 0.7 spg in 10.4 mpg.

NBA CAREER

2008-09: Made three starts...scored three points and grabbed two rebounds in first start of season 2/6 vs. TOR...recorded a season high six points on 3-of-4 shooting 2/4 vs. CHI...**2007-08:** In 53 games (4 starts) with New Orleans, averaged 2.2 points, and 1.9 rebounds in 12.5 minutes per contest...**2006-07:** Played overseas with two teams during the season... signed with Tau Ceramica (Spain) in January...signed with Ironi Nahariya

(Israel) in March...**2005-06:** In his second season with Houston, averaged 1.3 points and 1.3 rebounds in 68 games (19 starts)...made his first start of the season 1/18 vs. ORL, recording a three-point field goal, three rebounds and one steal...**2004-05:** Averaged 1.7 points, 1.2 rebounds and 9.2 minutes in 66 games with Houston, starting six times...scored a season-high 14 points 4/3 vs. PHO...**2003-04:** Averaged 0.9 points and 1.7 rebounds in his fifth season with Denver...**2002-03:** Made a career-high 31 starts in 62 games...made the game-winning layup as time expired 11/24 vs. PHO...set a career high with seven steals 12/6 at SAC...**2001-2002:** Averaged career highs of 4.9 points, 4.0 rebounds and 1.0 steals in a career-high 75 games (21 starts) with Denver...scored a career-high 18 points 1/18 vs. SEA and 1/24 vs. DAL...grabbed a career-high 12 rebounds 11/28 vs. IND and 1/18 vs. SEA...logged his first career double-double with 10 points and 10 rebounds 12/28 vs. PHI...**2000-2001:** Averaged 3.4 points (on a career-high .556 shooting) and 2.0 rebounds with Denver...**1999-2000:** Averaged 2.5 points and 2.2 rebounds as a rookie with the Nuggets.

PLAYOFF AVERAGES

In 21 career playoff games (3 starts), owns averages of 1.1 points and 1.3 rebounds in 8.2 minutes per contest.

COLLEGIATE HIGHLIGHTS

Averaged 9.1 points and 6.7 rebounds in 120 career games at Iowa...established school records with 208 career steals and a career field goal percentage of .575...finished school ranked third on the all-time list with 124 blocked shots and seventh with 704 rebounds...earned All-Big Ten Second-Team honors as a senior, averaging 14.4 points and team highs of 8.7 rebounds and 2.55 steals.

PERSONAL

Has a daughter (Isabel) and two sons (Benjamin and Zachary) with wife, Wendy...his foundation, the Ryan Bowen Family Foundation, benefits children in Southeast Iowa...grew up a fan of the Chicago Cubs...previously honored with the Chopper Travaglini Award for his generosity to the Denver community.



REGULAR SEASON Career Highs

Minutes	40	03/23/2002	Denver vs. Seattle (Twice)
Field Goals	7	01/13/2003	Denver at Minnesota (Twice)
Field Goal Attempts	12	01/18/2002	Denver vs. Seattle
Three-Point Attempts	2	01/11/2006	Houston vs. Sacramento (12 times)
Free Throws	6	01/24/2002	Denver vs. Dallas (Twice)
Free Throw Attempts	7	01/24/2002	Denver vs. Dallas (Twice)
Offensive Rebounds	8	11/28/2001	Denver vs. Indiana (Twice)
Defensive Rebounds	8	01/18/2002	Denver vs. Seattle (Twice)
Rebounds	12	01/18/2002	Denver vs. Seattle (Twice)
Assists	4	03/05/2008	New Orleans vs. Atlanta (5 times)
Steals	7	12/06/2002	Denver at Sacramento
Turnovers	4	01/06/2003	Denver at Dallas
Blocked Shots	3	01/15/2003	Denver vs. Utah (6 times)
Points	18	01/24/2002	Denver vs. Dallas (Twice)

NBA REGULAR SEASON STATISTICS

SEASON/TEAM	G-GS	MIN	FGM-FGA	PCT	3-PT. FG			Rebounds							Averages				
					FGM-FGA	PCT	FTM-FTA	PCT	OFF	DEF	TOT	AST	STL	TO	BLK	PTS	RPG	APG	PPG
99-00 DEN	52-0	589	46-117	39.3	1-9	111	38-53	.717	75	39	114	20	39	14	13	131	2.2	0.4	2.5
00-01 DEN	57-0	696	80-144	55.6	4-11	364	27-44	.614	62	51	113	30	37	24	12	191	2.0	0.5	3.4
01-02 DEN	75-21	1698	147-307	47.9	1-12	083	69-92	.750	134	165	299	52	75	41	41	364	4.0	0.7	4.9
02-03 DEN	62-31	996	97-197	49.2	2-7	286	27-41	.659	78	79	157	54	65	43	29	223	2.5	0.9	3.6
03-04 DEN	52-1	392	18-53	34.0	0-0	---	10-12	.833	39	48	87	18	8	6	16	46	1.7	0.3	0.9
04-05 HOU	66-6	604	47-111	42.3	3-6	500	14-21	.667	21	55	76	18	23	7	5	111	1.2	0.3	1.7
05-06 HOU	68-19	652	37-124	29.8	3-22	136	11-14	.786	31	57	88	24	21	13	6	88	1.3	0.4	1.3
07-08 NOH	53-4	660	49-100	49.0	0-1	000	16-29	.552	55	45	100	25	32	15	11	114	1.9	0.5	2.2
08-09 NOH	21-3	219	22-38	57.9	0-0	---	3-5	.600	10	14	24	9	14	5	5	47	1.1	0.4	2.2
TOTALS	506-85	6494	543-1191	45.6	14-68	206	215-311	.691	505	553	1058	250	324	168	138	1315	2.1	0.5	2.6



33 MIKE HARRIS

TRAINING CAMP INVITES

POSITION: Forward HEIGHT: 6-6 WEIGHT: 240

BIRTHDATE: 6/15/83

BIRTHPLACE: Hillsboro, TX.

COLLEGE: Rice

HOW ACQUIRED/DRAFT BACKGROUND:

Signed with OKC Thunder as a free agent on 9/30/09.

PRO EXPERIENCE: One NBA season

CAREER AVERAGES

In 17 games with the Houston Rockets during the 2007-08 season, posted averages of 3.6 points (.500 FG's) and 3.2 rebounds in 9.4 minutes per contest.

CAREER HIGHLIGHTS

2008-09: Played the season abroad for Al Qadsia (Kuwait)...In 52 games, recorded averages of 31.1 points, 14.0 rebounds and 1.1 blocked shots in 41.3 minutes per contest...**2007-08:** Played for the Dongguan New Century Leopards of the Chinese Basketball Association (CBA)...averaged 24.3 points per game and 11.6 rebounds per game in 25 games played... Later signed a contract with the Houston Rockets in March of 2008, and remained with the



club for the remainder of the season...**2006-07:** Spent season with the Colorado 14ers of the NBA Development League...averaged 11.8 points, 6.8 rebounds and 1.54 blocks per game in 48 games with the 14ers during the year...**2005-06:** Spent season in Ukraine playing for BC Kyiv. In Ukrainian League play, averaged 10.4 points and 6.5 rebounds in 29 games.

COLLEGIATE HIGHLIGHTS

Earned First Team All-WAC his junior and senior seasons... Finished collegiate career as the fourth player in WAC history to record 2,000 points and 1,000 rebounds... Ranks as Rice's all-time leading scorer (2,014 points, ninth all-time in the WAC) and rebounder (1,111 rebounds, fourth). Also ranks third all-time in WAC history in career field goal percentage (.602)...Holds the school record for career games played (121) and ranks second in career blocked shots (119)...Led the team in scoring all four years, only the third player in school history to accomplish the feat... Posted 55 career double-doubles.

COLLEGE

Senior (2004-05): Ranked 4th in the nation in rebounding (11.7 rpg) and 15th in scoring (20.6 ppg). Also ranked 11th nationally in field goal percentage (.608)...639 points scored ranks second all-time in school history, and rebound total of 363 ranks first. Started all 31 games. Scored in double figures in every game, surpassing the 20-point mark 19 times, and reaching the 30-point mark three times. Recorded a career-high 31 points on 11-for-13 shooting and grabbed ten rebounds vs. Grambling State...Pulled down a career-high 24 rebounds vs. Hawaii, the second-best single game rebound total in school history...**Junior (2003-04):** Led team in scoring (17.5 ppg, ranked fourth in the WAC) and rebounding (8.9 rpg, third). Led the league and ranked seventh in the nation in field goal percentage (.603). Started all 33 games. Paced the team in scoring 20 times. Scored 20 or more points 13 times. Posted season highs of 30 points and 15 rebounds vs. Boise State. Tallied 27 points and 14 rebounds vs. Louisiana-Lafayette. Scored 25 points and grabbed seven rebounds vs. Connecticut. Named MVP of the BP Top of the World Classic after averaging 15.3 points and 11.3 rebounds in three games and helping lead Rice to the tournament championship...**Sophomore (2002-03):** Ranked sixth in the WAC in scoring (15.3 ppg) and fifth in rebounding (7.3 rpg)...Ranked fifth in the nation in field goal percentage (.623), the second-best single season total in school history. Started four times in 28 games. Scored 20 or more points five times. Recorded eight double-doubles. Registered season-high 25 points in back-to-back games at Nevada and vs. Fresno State...Named Second Team All-WAC. **Freshman (2001-02):** Averaged 12.8 points and 8.6 rebounds (ranked third in the WAC) in 24.7 minutes a contest. Ranked second in the league in field goal percentage (.572) and sixth in blocked shots (1.2 bpg). Started 17 of 29 games. Scored in double figures 22 times, with three games of 20 or more points. Registered 12 double-doubles.

NBA REGULAR SEASON STATISTICS

SEASON/TEAM	G-GS	MIN	FGM-FGA	PCT	3-Pt. FG		FTM-FTA	PCT	Rebounds					Averages					
					FGM-FGA	PCT			OFF	DEF	TOT	AST	STL	TO	BLK	PTS	RPG	APG	PPG
07-08 HOU	17-0	159	27-54	.500	0-2	.000	8-13	.615	24	30	54	3	6	9	3	62	3.2	0.2	3.6
TOTALS	17-0	159	27-54	.500	0-2	.000	8-13	.615	24	30	54	3	6	9	3	62	3.2	0.2	3.6



6 TRE KELLEY

POSITION: Guard HEIGHT: 6-0 WEIGHT: 188

BIRTHDATE

1/23/85

HOMETOWN

Washington D.C.

COLLEGE

South Carolina

HOW ACQUIRED/DRAFT BACKGROUND

Signed with OKC Thunder as a free agent on 9/25/09.

PRO EXPERIENCE

Rookie

CAREER HIGHLIGHTS

2008-09: Played this past season overseas with Eldan Ashkelon (Israel)...In 26 games recorded averages of 9.0 points and 2.5 assists in 24.5 minutes per contest...Signed to a non-guaranteed contract with the Miami Heat in September 2008 before being waived in October 2008...**2007-08:** Played nine games for the Panellinos club in Greece...posted averages of 9.6 points, 1.7 rebounds and 1.9 assists in 19.8 minutes per game...Signed with KK Cibona (Croatia) after going un-drafted in the 2007 NBA Draft...**2003-07:** In four years at the University of South Carolina, finished 9th all-time on school's scoring list (1488) 2nd in games played (134), 3rd in assists (510) and 3rd in three-point field goal's made (167).

COLLEGE

2006-07 (Senior): Posted averages of 36.7 mpg, 18.9 ppg, 5.1 apg, and 2.6 rpg... Received the 2007 Frances Pomeroy Naismith Award as well as being a 2007 Chip Hilton Award Finalist, he was named to the 2007 Coaches First Team All-SEC, named to the 2007 AP First Team All-SEC...Named the 2007 Gamecock Basketball MVP...Led SEC in league scoring with a 21.1 ppg average... Recorded career-high 36 points at Kentucky (the most points scored by a Gamecock 1998)...**2005-06 (Junior):** Averaged 35.0 mpg, 12.5 ppg, 2.9 rpg, 4.6 apg and 1.3 spg...scored 20+ points on six occasions and set the school record for starts in a season with 38...He was named to the 2006 SEC All-Tournament Team, the 2006 NIT All-Tournament Team. Earned the Most Assist Award in 2006...Named to Great Alaska Shootout All-Tournament team after averaging 12.7 points, 2.3 rebounds and 3.3 assists per game... Scored a then-career-high 23 points in Shootout Championship loss to Marquette...**2004-05 (Sophomore):** Kelley played in all 33 games, starting 32, tallying second most minutes on the team (1,013 minutes behind Carlos Powell's 1,113)... Led the team in assists. Had 8 points and 3 assists in South Carolina's miraculous win over St. Joseph's in the Championship Game in the National Invitation Tournament at Madison Square Garden on March 31, 2005...Scored in double figures 16 times...**2003-04 (Freshman):** Kelley posted averages of 5.1 points per game 1.4 rebounds per game 2.0 assists per game in 16.1 minutes per game.

PERSONAL

Majored in Hotel, Restaurant and Tourism Management while at University of South Carolina...Favorite movie is The Negotiator and favorite actor is Samuel L. Jackson...Is a big fan of the book, The Great Gatsby... Played with Score International College Basketball All-Star team in Summer of 2004. Team traveled to the Dominican Republic and finished with a 4-0 record...Grew up playing basketball in the inner-city of Washington, D.C.





51 MICHAEL RUFFIN

TRAINING CAMP INVITES

POSITION: Forward/Center HEIGHT: 6-8 WEIGHT: 248

BIRTHDATE: 1/21/77

BIRTHPLACE: Denver, CO.

COLLEGE: Tulsa

HOW ACQUIRED/DRAFT BACKGROUND:

Originally selected in the second round of the 1999 NBA Draft by the Chicago Bulls. Most recently, signed with OKC Thunder as a free agent on 9/25/09.

PRO EXPERIENCE: Nine NBA seasons

CAREER AVERAGES

1.7 ppg, 3.9 rpg and 0.6 apg in 14.4 mpg.

2008-09 SEASON AVERAGES

0.5 ppg and 1.0 rpg in 3.2 mpg.

NBA CAREER

2008-09: Appeared in 11 games for the Portland Trail Blazers and averaged 0.5 points and 1.0 rebounds in 3.2 minutes per contest...2007-08: In 46 games (2 starts) with Milwaukee posted averages of 2.0 points (.532 FG %) and 4.0 rebounds in 13.7 minutes per contest...2006-07: Appeared in 30 games for the Wizards...led or

led for the team lead in rebounds once...missed 43 games this season due to injury/illness (right foot sprain)...2005-06: Appeared in 76 games (four starts) for Washington...averaged 1.4 points and 3.6 rebounds in 13.3 minutes per game...ranked third in the NBA in offensive rebounds per 48 minutes (5.8)...2004-05: Played in a career-high 79 games (seven starts) for the Wizards...averaged 1.4 points and 4.2 rebounds in 16.0 minutes per game...was one of the only 10 players in the league to grab 11 or more offensive rebounds in a game...ranked fifth in the NBA in offensive rebounds per 48 minutes (6.0)...led the Wizards in rebounds eight times...2003-04: Appeared in 41 games for the Utah Jazz (23 starts)...averaged 2.0 points, 5.0 rebounds and 1.0 assist in 17.9 minutes per game...recorded six games of double-figure rebounds, including three games with 12 boards...2002-03: Spent season playing for Caprabro Lleida in the Spanish League...averaged 6.3 points, 7.3 rebounds and 1.4 blocks in 34 games during league play...2001-02: Appeared in 15 games with Philadelphia...posted averages of 1.1 points and 3.4 rebounds in 11.3 minutes per game...2000-01: Played in 45 games (17 starts) in his second season with Chicago...averaged 2.7 points and 5.8 rebounds per game...led the team in rebounding in eight games and reached double figures on two occasions...1999-00: Appeared in 71 games as a rookie with the Bulls...averaged 2.2 points and 3.5 rebounds per game in limited duty...was one of only 10 players in the league to appear in at least 70 games and record more rebounds than points on the season.

PLAYOFF AVERAGES

In 20 career playoff games (WAS and POR), holds averages of 1.4 points, 3.4 rebounds and 0.7 assists in 5.0 minutes per contest.

PERSONAL

Along with his wife Misty, was honored as one of Lifetime Television and The Wireless Foundation Champions for Change, a foundation aimed at raising awareness about all forms of violence against women... He and Misty are the proud parents of four children... Earned his degree in chemical engineering from Tulsa.



REGULAR SEASON Career Highs

Minutes	43	11/09/2000	Chicago vs. Orlando
Field Goals	6	03/18/2008	Milwaukee vs. Miami
Field Goal Attempts	9	02/18/2004	Utah at Orlando
Three Point Attempts	1	01/16/2006	Washington vs. Philadelphia (3 times)
Free Throws	8	11/09/2000	Chicago vs. Orlando
Free Throw Attempts	16	11/09/2000	Chicago vs. Orlando
Offensive Rebounds	11	12/20/2004	Washington at Golden State
Defensive Rebounds	10	01/09/2001	Chicago at Charlotte
Rebounds	18	11/09/2000	Chicago vs. Orlando
Assists	4	11/03/2004	Washington at Memphis (4 times)
Steals	4	01/23/2004	Utah at L.A. Clippers
Turnovers	5	01/24/2004	Utah vs. L.A. Lakers
Blocked Shots	7	11/03/2004	Washington at Memphis
Points	14	03/18/2008	Milwaukee vs. Miami (twice)

NBA REGULAR SEASON STATISTICS

SEASON/TEAM	G-GS	MIN	FGM-FGA	PCT	3-PL FG		FTM-FTA	PCT	Rebounds					Averages					
					FGM-FGA	PCT			OFF	DEF	TOT	AST	STL	TO	BLK	PTS	RPG	APG	PPG
99-00 CHI	71-6	975	58-138	.420	0-0	---	43-88	.489	117	133	250	44	26	59	26	159	3.5	0.6	2.2
00-01 CHI	45-16	879	40-90	.444	0-0	---	39-77	.506	101	161	262	39	30	46	38	119	5.8	0.9	2.6
01-02 PHI	15-0	169	7-26	.269	0-0	---	2-8	.250	23	28	51	6	5	11	8	16	3.4	0.3	1.1
03-04 UTA	41-23	733	38-117	.325	0-0	---	16-38	.421	78	129	207	41	22	42	21	92	5.0	1.0	2.6
04-05 WAS	79-7	1262	41-99	.414	0-1	.000	29-67	.433	157	175	332	64	43	44	41	111	4.2	0.8	1.4
05-06 WAS	76-4	1010	34-77	.442	0-2	.000	37-74	.500	122	149	271	27	33	38	31	105	3.6	0.4	1.4
06-07 WAS	30-0	271	5-18	.278	0-0	---	7-19	.368	35	27	62	6	6	12	8	17	2.1	0.2	0.6
07-08 MIL	46-2	632	33-62	.532	0-0	---	25-63	.397	90	96	186	24	31	19	19	91	4.0	0.5	2.0
08-09 POR	11-0	35	2-7	.286	0-0	---	2-2	1.000	6	5	11	0	3	2	1	6	1.0	0.0	0.5
TOTALS	414-58	5966	258-634	.407	0-3	.000	200-436	.459	729	903	1632	250	199	273	193	716	3.9	0.6	1.7

INTERNATIONAL PLAYERS

THE THUNDER OWNS THE RIGHTS TO THE FOLLOWING FIVE PLAYERS FROM PREVIOUS NBA DRAFTS:

ROBERT VADEEN

Height: 6-5
Weight: 205
Position: Guard
Birthdate: 3/3/85
Birthplace: Indianapolis, IN

Draft rights acquired (No. 54 overall pick) in the 2009 NBA Draft by the Oklahoma City Thunder from the Charlotte Bobcats in exchange for cash considerations.

While at the University of Alabama-Birmingham, named First Team All-Conference USA as a junior and was named the league's Newcomer of the Year...Named Second Team All-Conference USA as a senior after leading the Blazers in scoring (17.6 ppg) During his final year at UAB, scored in double figures in 32 of 34 games, with 15 20-point scoring efforts...Led the team in scoring on 16 occasions...Became the fastest player in UAB history to reach the 1,000-point mark, reaching the feat in his 50th game...Spent the first two seasons of college career at Indiana before transferring to Alabama-Birmingham...Earned Honorable Mention All-Big Ten honors as a sophomore

YOTAM HALPERIN

Height: 6-5
Weight: 210
Position: Guard
Birth date: 1/24/84
Birthplace: Tel Aviv, Israel

Selected by the OKC franchise in the second round of the 2006 NBA Draft (53rd overall pick)

Spent the 2007-08 season with Maccabi Tel-Aviv and averaged 10.4 points, 4.0 assists and 2.0 rebounds per game...Played with the Israeli National Team at the EuroBasket 2007 Olympic Qualifying Tournament in Spain, and averaged 15.4 ppg and 2.6 apg...Returned to Maccabi Tel-Aviv in 2006-07, averaging 11.9 ppg and 2.8 apg in 28 Israeli Premiere League games...Played for Union Olimpija in 2005-06, averaging 14.5 ppg and 6.2 apg in the regular season and 13.9 ppg and 3.6 apg in Euroleague contests...Appeared in the Slovenian All-Star Game...Played the previous four seasons with Maccabi Tel-Aviv...In 2004-05, averaged 9.2 ppg and 2.2 apg for Maccabi Tel-Aviv in the Israeli Premier League and 2.7 ppg and 0.7 apg in Euroleague play en route to a second consecutive championship title...In 2003-04, recorded 4.8 ppg and 1.6 apg for Maccabi Tel-Aviv and 2.0 ppg and 0.8 apg in Euroleague play en route to a championship title...During the 2002-03 season, averaged 3.8 ppg and 1.3 apg while shooting 57.9 percent (33-57)...During his first professional season in 2001-02, averaged 4.1 ppg and 1.1 apg in 19 games.

DEVON HARDIN

Height: 6-11
Weight: 250
Position: Center
Birthdate: 6/3/86
Birthplace: Long Beach, CA

Selected by the OKC franchise in the second round of the 2008 NBA Draft (50th overall pick)

Played four years at the University of California where he averaged 7.4 points and 6.4 rebounds per game...Averaged 9.3 points and 7.4 rebounds per game during his senior season...Acored a career-high 23 points as a sophomore against Northeastern on Nov. 26, 2005...Ended career ranking second in Cal history with 132 career blocks and is 13th in rebounding with 649 boards...Voted honorable mention All-Pac-10 his sophomore year.

PACCELIS MORLENDE

Height: 6-2
Weight: 185
Position: Guard
Birth date: 4/19/81
Birthplace: Creil, France

Selected by Philadelphia in the second round of the 2003 NBA Draft (50th overall pick); Traded to the OKC franchise on draft night along with cash considerations in exchange for the rights to Willie Green.

Spent the 2006-07 season with Gravelines in France's Pro-A League, averaging 10.7 ppg...Appeared in nine games with Roseto Basket in Italy's Lega A in 2005-06, averaging 10.4 ppg and 1.4 apg...Signed with Benetton Basket Treviso in Italy for the 2004-05 season and averaged 5.1 ppg and 1.5 apg in 24 games en route to winning the Italian National Cup...Played with Saos JDA Dijon in France's Pro A League from 1998-2004, averaging 9.5 ppg and 3.1 apg in 146 games over six seasons...Participated in the 1998 European Junior Championships with the French Junior National Team.

PETER FEHSE

Height: 6-11
Weight: 205
Position: Forward/Center
Birth date: 5/18/83
Birthplace: Halle, Germany

Selected by the OKC franchise in the second round of the 2002 NBA Draft (49th overall pick)

Played for the New Yorker Phantoms (Braunschweig) in the German League from 2004-2007...Averaged 4.2 ppg and 2.3 rpg in 50 career games with the Barons...Played for Mitteldeutscher BC in 2003-04, averaging 3.1 ppg and 2.1 rpg in 11 games...Signed with the Frankfurt Opel Skyliners in 2002-03 but appeared in just one game...Prior to being selected by the Sonics, also played for SV Halle's youth teams, the German Junior National Team and the German Under-20 National Team.

HOW THE THUNDER WAS BUILT



Via Draft:	Nick Collison	2003 NBA Draft – 12th overall pick
	Kevin Durant	2007 NBA Draft – 2nd overall pick
	Russell Westbrook	2008 NBA Draft – 4th overall pick
	Serge Ibaka	2008 NBA Draft – 24th overall pick
	James Harden	2009 NBA Draft – 3rd overall pick
Via Trade:	Jeff Green	Acquired from Boston on Draft Night 2007 along with Wally Szczerbiak and Delonte West in exchange for Ray Allen and the 35th pick in the 2007 NBA Draft.
	D.J. White	Acquired from Detroit on 6/26/08 in an exchange for the 32nd (Walter Sharpe) and the 46th (Trent Plaisted) picks in the 2008 NBA Draft. Originally selected by the Pistons in the first round (29th pick overall) of the 2008 NBA Draft.
	Kyle Weaver	Acquired from Charlotte on 8/11/08 in a trade that sent a future second-round pick to Charlotte.
	Thabo Sefolosha	Acquired from the Chicago Bulls along with cash considerations in exchange for the least favorable of OKC's three 2009 first round draft picks.
	Byron Mullens	Acquired from the Dallas Mavericks on Draft Night 2009 (24th overall) in exchange for Rodrigue Beaubois (25th overall) and a 2010 second round draft pick.
	Etan Thomas	Acquired from Minnesota on 7/27/09 in exchange for Chucky Atkins and Damien Wilkins
Via Free Agency:	Nenad Krstic	Signed on 12/30/08
	Shaun Livingston	Signed on 3/31/09
	Kevin Ollie	Signed on 8/1/09
	Ryan Bowen	Signed on 9/25/09
	Tre Kelley	Signed on 9/25/09
	Michael Ruffin	Signed on 9/25/09
	Mike Harris	Signed on 9/30/09

OFFICIAL GAME BALL



David J. ...
COMMISSIONER

OKLAHOMA CITY
THUNDER



MOISTEN NEEDLE
INFLATE 7 TO 9 LBS-MADE IN CHINA

BASKETBALL OPERATIONS



OKLAHOMA CITY

THUNDER





SAM PRESTI **EXECUTIVE VICE PRESIDENT & GENERAL MANAGER**



The 2009-10 season marks the third year for Sam Presti as the Executive Vice President and General Manager of the Oklahoma City Thunder. Professional Basketball Club Chairman Clayton Bennett appointed Presti to his current position on June 7, 2007.

During his tenure with the Thunder, Presti has assembled the building blocks for long-term success both on and off the court. Commencing with the 2007 draft, Presti selected Kevin Durant, the University of Texas standout with the team's No. 2 overall pick. Since then, Durant has gone onto win the NBA's Rookie Of The Year award while posting a career scoring average of 22.7 points per game, the fifth highest total for any second year player since 1989.

Through the NBA draft, Presti has continued to add the pieces needed to achieve the organization's singular focus of sustaining success on the floor and in the community. Most notably, Presti selected forward Jeff Green (No. 5 overall) on draft night 2007 through a trade with the Boston Celtics and UCLA guard Russell Westbrook with the teams No. 4 overall selection in 2008.

This past summer, Presti nabbed Arizona State guard James Harden with the No. 3 overall selection while also acquiring the rights to Ohio State center Byron Mullens (No. 24 overall) and Robert Vaden (No. 54 overall) in the 2009 NBA draft.

Since moving to Oklahoma City in July of 2008, Presti has stressed the importance of community involvement for both Thunder players and staff. Under his leadership, the Thunder went onto make the second most community relations appearances in the NBA this past season.

Prior to joining the Thunder, the 32-year-old Presti held a variety of roles with the San Antonio Spurs from 2000 to 2007. Most recently, he served as the team's assistant general manager from September of 2005 - June of 2007. Presti led the design and implementation of the Spurs scouting database, a system that is now being used by numerous teams throughout the NBA. From 2003 - 2005, he served as the director of player personnel. Prior to that role, Presti was the assistant director of scouting in 2002 and 2003. He joined the Spurs organization as an intern in the summer of 2000 before being promoted to special assistant in the summer of 2001.

Presti earned his bachelor's degree in 2000 in communications, politics and law from Emerson College in Boston, where he was the first Rhodes Scholar nominee in school history. The Concord, Mass. native served as team captain of the Emerson College basketball team during both his junior and senior seasons. In addition, Presti earned All-Academic honors two times and was also twice selected to the Great Northeast Athletic Conference All-Tournament team. He was honored with the Emerson College Young Alumnus Award in 2005.

An accomplished drummer, Presti has produced three music CDs with all proceeds benefiting the Extra Ordinary Needs Fund at Children's Hospital in Boston.





RICH CHO

ASSISTANT GENERAL MANAGER

Rich Cho enters his 12th season with the organization and his ninth as assistant general manager. Cho is responsible for contract negotiations, salary cap and Collective Bargaining Agreement matters, player contracts and all player personnel issues.

Cho has also served as the team's director of basketball affairs (1997-2000) and vice president of legal (2005-07).

As an attorney with experience on both the team and agent sides of professional sports, Cho calls upon his diverse skill set to aide the Thunder management staff. He also helped design and implement one of the NBA's most advanced and comprehensive college and professional player-evaluation systems.

A member of the Washington State Bar, Cho is a graduate of the Pepperdine University School of Law with an emphasis in sports law, contract negotiations and dispute resolution.

Prior to attending law school, Cho earned his engineering degree from Washington State University and worked as an engineer at Boeing in Seattle for five years. He began his work with the team as an intern in May of 1995. He continued in that role until his graduation from law school in May of 1997 when he was hired as a part-time consultant.



TROY WEAVER

ASSISTANT GENERAL MANAGER

Troy Weaver begins his second season as the club's assistant general manager after joining the Thunder in May of 2008. Weaver assists General Manager Sam Presti with roster development and day-to-day basketball operations. In addition, he coordinates the team's player personnel matters including NBA Draft preparation, player free agency and summer league roster.

Weaver held the position of director of player personnel for the Utah Jazz in 2007-08. He spent three seasons (2004-07) as head scout for the Jazz before his promotion to director of player personnel.

Prior to joining the Jazz, Weaver was an assistant coach at Syracuse University for four seasons (2000-04). The Orangemen won the 2003 NCAA National Championship led by Weaver recruit Carmelo Anthony. In addition to his experience at Syracuse, Weaver spent time as an assistant coach at New Mexico (1999-2000) and Pittsburgh (1996-99).

Prior to his collegiate coaching days, Weaver amassed an 85-17 record as an AAU coach in Washington, D.C. He guided DC Assault to the 1996 AAU Tournament of Champions.

Weaver graduated with an associate's degree from Prince George's Community College (MD) in 1991, where he also played one season of basketball.



SCOTT BROOKS

HEAD COACH



Scott Brooks enters his first full season as head coach of the Thunder as he becomes the 16th head coach in franchise history. Brooks was named interim head coach 13 games into the 2008-09 season and was later named head coach on April 15, 2009 prior to the team's final game of the season. A day after being awarded his first NBA head coaching position, Brooks led the Thunder to their most lopsided victory of the year in the team's season finale, a 126-85 win versus the Los Angeles Clippers at STAPLES Center.

During the 2008-09 season under Brooks, the Thunder posted a 22-47 (.319%) record, including a 15-17 (.469%) stretch from late December through early March. After taking over as interim head coach in late November, the Thunder improved in a number of statistical categories including, field-goal percentage (5.1%), assists (4.2) and points per game (9.6).

Under Brooks, the Thunder showed marked improvement playing in front of the home-town Oklahoma City fans. In the final 25 home games of the 2008-09 season, the Thunder registered a 13-12 mark at the Ford Center.

Prior to his appointment as interim head coach on November 22, 2008 Brooks joined P.J. Carlisemo and the Thunder coaching staff at the start of the 2007-08 season.

Before joining the Thunder organization, Brooks spent the 2006-07 season working as an assistant coach with the Sacramento Kings. His NBA coaching career began with the Denver Nuggets, where he served as

an assistant coach under George Karl from 2003-06. Brooks helped lead the Nuggets to the playoffs in each of his three seasons with the club. During his brief tenure with the Nuggets, Denver amassed a 136-110 (.560%) regular season record.

Brooks enjoyed an 11-year (1988-99) playing career in the NBA, appearing in 680 regular season games with Philadelphia, Minnesota, Houston, Dallas, New York, Cleveland and the Los Angeles Clippers. Brooks' teams advanced to the postseason in six of his 11 NBA seasons, and in 1994, he was a member of the NBA Champion Houston Rockets. Brooks holds career averages of 4.9 points and 2.4 assists per game. He excelled from three-point range, shooting 37.2 percent (287-771) from behind the arc. He also played one year with the Albany Patroons (1988) in the Continental Basketball Association, and was named to the CBA's All-Rookie Team.

In 2000, Brooks was a player/assistant coach with the Los Angeles Stars of the ABA. The following season, he served as the head coach of the Southern California Surf of the ABA, guiding the club to a 23-14 record.

A native of Lathrop, California, Brooks began his collegiate career at Texas Christian University, where he played one season. He then transferred to San Joaquin Delta College for his sophomore season, before spending his final two years at UC Irvine, where he averaged 23.8 points per game as a senior.





RON ADAMS

ASSISTANT COACH

Ron Adams enters his first full season as a Thunder assistant coach after joining the team on December 31, 2008. Adams brings 17 years of NBA coaching and player personnel experience to Oklahoma City. Before joining the Thunder staff, he spent the previous six seasons with the Chicago Bulls as an assistant coach (2003-2008) and special assignments scout (2008). While in Chicago, Adams helped guide the Bulls to three consecutive playoff appearances (2004-07).

Adams spent five seasons as an assistant coach with the Milwaukee Bucks (1998-2003). Prior to Milwaukee, Ron spent time as an assistant coach with the San Antonio Spurs (1992-94) and the Philadelphia 76ers (1994-96). He was also a player personnel scout for the Portland Trail Blazers (1996-98).

Adams began his coaching career as an assistant coach at his alma mater, Fresno Pacific University in 1969 and was promoted to head coach in 1972. He also had assistant coaching stints at U.S. International, University of Cal-Santa Barbara, Fresno State University and University of Nevada-Las Vegas. He was head coach at Fresno State during a second tour of duty from 1986-90.

He has coached professional basketball in Belgium, consulted and coached with the Canadian National basketball program, two Japanese professional basketball clubs and the Belgian Basketball Federation.

Adams graduated with a degree in history and political science from Fresno Pacific University in 1969 and received a master's degree in physical education from Fresno State in 1974.

Ron and his wife Leah have two children, Jerid (20), and Hayley (16).



MAURICE CHEEKS

ASSISTANT COACH

Cheeks enters his first campaign with Oklahoma City after spending three-plus seasons (2005-08) as head coach of the Philadelphia 76ers. With Philadelphia, Cheeks guided the 76ers to a 122-147 (.459) mark and a playoff berth during the 2007-08 season.

Cheeks brings 30 years of NBA experience to the Thunder bench including seven-plus seasons as a head coach with Portland and Philadelphia. As an NBA head coach, Cheeks compiled a 284-286 (.498) record.

Prior to joining the Sixers, Cheeks spent three-plus seasons as head coach of the Portland Trail Blazers (2001-05). During his time in Portland, he posted a 162-139 (.538) mark, accounting for the fourth-highest win total in Blazers coaching history. He helped the Blazers reach the NBA Playoffs twice, and his 2002-03 squad tied for second in the Pacific Division with a 50-32 record.

Before joining Portland in 2001, Cheeks spent seven seasons as an assistant coach for the Sixers, working under head coaches John Lucas (1994-96), Johnny Davis (1996-97), and Larry Brown (1997-2001). In 2000-01 under Brown, Cheeks helped guide the 76ers to a record of 56-26 (.683) and a spot in the NBA Finals.

Cheeks played 15 seasons in the NBA, the first 11 with Philadelphia, before stints with San Antonio, New York, Atlanta and New Jersey. He was selected to the NBA's All-Defensive Team five times (First Team: 1983, 1984, 1985, 1986; Second Team: 1987) and played in four All-Star games (1983, 1986, 1987, 1988). He was a member of 76ers 1983 World Championship team. In addition, Cheeks is one of seven former Sixers players to have his number retired by the club (No. 10).

As an NBA player, Cheeks compiled career averages of 11.1 ppg, 6.7 apg and 2.1 spg in 1,101 games over 15 seasons while shooting .523 from the field and .793 from the free throw line.

A native of Chicago, he began his coaching career with the Quad City Thunder of the CBA. In his only season with Quad City, Cheeks helped guide the club to the CBA Championship.

The 1978 West Texas State (currently West Texas A&M) graduate was a four-year starter and three-time MVP in college. He finished his collegiate career third on the Buffs' all-time scoring list, averaging 16.8 points per game while shooting 56.8 percent from the field as a senior. Cheeks was selected in the second round of the 1978 NBA Draft (36th overall by the Sixers).

As an NBA player, Cheeks compiled career averages of 11.1 ppg, 6.7 apg and 2.1 spg in 1,101 games over 15 seasons while shooting .523 from the field and .793 from the free throw line.

A native of Chicago, he began his coaching career with the Quad City Thunder of the CBA. In his only season with Quad City, Cheeks helped guide the club to the CBA Championship.

The 1978 West Texas State (currently West Texas A&M) graduate was a four-year starter and three-time MVP in college. He finished his collegiate career third on the Buffs' all-time scoring list, averaging 16.8 points per game while shooting 56.8 percent from the field as a senior. Cheeks was selected in the second round of the 1978 NBA Draft (36th overall by the Sixers).



BASKETBALL OPERATIONS



REX KALAMIAN

ASSISTANT COACH

Rex Kalamian joins the Thunder coaching staff after spending the previous two seasons with the Sacramento Kings (2007-09). Kalamian brings 15 years of NBA experience to Oklahoma City.

Prior to joining Sacramento, Kalamian spent the previous two seasons as an assistant coach with the Minnesota Timberwolves. Before his time in Minnesota, Kalamian spent a one-year stint (2004-05) with the Denver Nuggets working as assistant coach/player development. Kalamian also worked as a West Coast scout for the Philadelphia 76ers during the 2003-04 season prior to assuming his coaching duties in Denver.

The bulk of Kalamian's NBA experience was gained working for the Los Angeles Clippers for nine years in various capacities, starting as an assistant to the scouting department in 1992 before being promoted to assistant coach in 1995. In addition to his many responsibilities on the bench, Kalamian prepared scouting reports on upcoming opponents for coaches and players, as well as developing players' skills.

Prior to joining the Clippers, Kalamian was an assistant coach for his former team at East Los Angeles College for two seasons where he had played the previous two seasons. He led the South Coast Conference in three-point field goal percentage during the 1988-89 season and was team captain in his second year.

Kalamian graduated from Cal Poly Pomona in 1993 with a bachelor's degree in business management.



MARK BRYANT

ASSISTANT COACH

Mark Bryant enters his third season as a Thunder assistant coach in 2009-10. He served as an assistant coach/player development with the Orlando Magic from 2005-07. He spent the 2004-05 season with the Dallas Mavericks as a member of its player development staff.

Bryant spent 15 seasons as a player in the NBA with 10 different teams from 1988-2003. Originally selected by Portland in the first round (21st pick overall) of the 1988 NBA Draft, Bryant helped the Blazers reach the NBA Finals in 1990 and 1992. He appeared in 797 regular season games during his NBA career with Portland, Houston, Phoenix, Chicago, Cleveland, Dallas, San Antonio, Philadelphia, Denver and Boston, averaging 5.4 ppg and 3.8 rpg in 16.9 mpg. Bryant also appeared in 79 career playoff games, averaging 3.5 ppg and 2.5 rpg in 12.2 mpg.

Bryant was a First Team All-Big East selection as a senior at Seton Hall in 1987-88, averaging 20.5 ppg and 9.1 rpg for the Pirates. The 6-9 forward led the school to its first-ever berth into the NCAA Tournament.



BRIAN KEEFE

ASSISTANT COACH

Brian Keefe enters his third season with the Thunder and his first season as assistant coach. During his previous two seasons with Oklahoma City, Keefe served as a player development coach.

From 2005-07, Keefe worked with the San Antonio Spurs as an assistant video coordinator. Prior to joining the Spurs, Keefe was an assistant coach at NCAA Division II Bryant University in Smithfield, R.I. for four seasons (2001-05), highlighted by a trip to the Division II Championship in 2005. He also served one season as a graduate assistant at the University of South Florida (2000-01).

Keefe began his collegiate playing career at UC Irvine, where he was appointed team captain as a sophomore and named All-Big West Second Team in 1995-96 after leading the team in scoring. After transferring to UNLV for his final two seasons, Keefe helped the Running Rebels win the Western Athletic Conference Tournament and earn an NCAA berth. He was named to the WAC All-Tournament Team after making a tournament-record 13 three-pointers. During his senior season in 1998-99, Keefe was named team captain and helped lead UNLV to an NIT appearance.



BILL BRANCH

DIRECTOR, PRO PLAYER PERSONNEL

Bill Branch enters his third season as director of pro player personnel with the Thunder in 2009-10, his 23rd year in the NBA. Branch oversees the scouting and assessment of potential Oklahoma City players and assists General Manager Sam Presti with player-personnel decisions.

In 2007, Branch was selected by USA Basketball to scout for the men's national team in preparation for the 2008 Olympics. His contributions towards USA Basketball culminated during the 2008 Olympics, as the United States captured the Gold Medal.

Branch has twice served as a coach in the NBA's Basketball Without Borders program. In 2007, he traveled to South Africa and participated in a weeklong camp attracting Africa's top-100 basketball players.

Branch held the position of assistant coach/director of scouting for the Denver Nuggets from 2002-07. In that role, he was responsible for the preparation of all game plans, as well as assisting with practices. Branch also managed the team's pro personnel scouting, including the NBA Development League and the CBA. Branch originally joined the Nuggets as an advance scout, working in that capacity from 1997-2002.

The North Carolina native began his NBA career with the Charlotte Hornets in 1987 as the expansion team's first intern. Branch went on to spend 10 seasons on the Hornets basketball operations staff. An administrative assistant in the player personnel department from 1987-90, Branch designed the team's first computerized scouting database to track collegiate and pro talent. He was promoted to team scout in 1990-91 and completed his tenure with the Hornets as director of scouting from 1995-97, managing the operations of the club's scouting department and overseeing the team's computerized and video scouting services.

Branch and his wife Monicah McGee have two children, Ava and Tate.



ROB HENNIGAN

DIRECTOR, COLLEGE/INTL. PLAYER PERSONNEL

Rob Hennigan enters his second year with the franchise as the team's Director of College/International Player Personnel. Hennigan oversees the team's preparation for the NBA Draft, as well as assisting in the day-to-day operations of the front office. Prior to joining the Thunder, Hennigan spent five seasons with the San Antonio Spurs and was named the director of basketball operations in September of 2007. He joined the Spurs as an intern during the 2004-05 season and was later named the team's basketball operations assistant in the summer of 2005.

Hennigan graduated from Emerson College in Boston in 2004 with a degree in broadcast journalism. The Worcester, Massachusetts native, was named a Division III All-American and an Academic All-American as a senior and was the Great Northeast Athletic Conference Player of the Year three consecutive seasons. He finished his career as the all-time scoring leader in Emerson history.

Rob and his wife, Marissa, reside in Oklahoma City.



FRANK ROSS

DIRECTOR OF EAST COAST SCOUTING

Frank Ross enters his third season as Oklahoma City's director of east coast scouting. Ross served as a scout with the Charlotte Bobcats from 2003-07, evaluating college and minor league player talent. While with the Bobcats, he was also a part of an NBA delegation that conducted the Basketball Without Borders program in South Africa for two summers. Ross joined the Bobcats after two seasons as the lead assistant coach with the University at Albany (NY).

A fifth-round draft choice by Philadelphia in the 1987 NBA Draft, Ross played professionally in the Continental Basketball Association with the Sioux Falls Skyforce and in Germany with TTL Bamberg.

Ross attended American University in Washington D.C., where he was a two-time All-Colonial Athletic Association selection. He averaged 25.2 ppg as a senior to rank eighth in Division I. He is fourth on American's all-time scoring list with 1,921 points and set a school and conference record by scoring double figures in 56 consecutive games. Ross also scored 30 or more points on 10 occasions in 1986-87.

Prior to joining the collegiate coaching ranks, Ross was a five-year veteran of the Arlington County Police Department in northern Virginia. His areas of responsibility included drug enforcement as well as youth and drug counseling. In 1993, Ross received the Meritorious Service Award for extraordinary humanitarian effort.



BASKETBALL OPERATIONS



PAUL RIVERS

DIRECTOR, BASKETBALL ADMINISTRATION & TECHNOLOGY

Paul Rivers enters his third season as the Thunder's director of basketball administration & technology. Rivers served as a video coordinator with the Detroit Pistons from 2005-07, assisting the coaching staff during practices and games while also handling all of the club's video operations and footage.

Rivers began his NBA career with the San Antonio Spurs as a video coordinator during the 2004-05 season. Prior to joining the Spurs, he spent two years at Michigan State University. Rivers served as video coordinator under head coach Tom Izzo and the men's basketball team in 2003-04, and for the Spartans' women's basketball team during the 2002-03 season.



DR. DONNIE STRACK

DIRECTOR, MEDICAL SERVICES

Dr. Strack begins his second season in Oklahoma City as the Director of Medical Services. From 2005-2008, Dr. Strack was in private practice as a physical therapist at Orthopaedic Physical Therapy Services in Wellesley Hills, Mass. Dr. Strack graduated with a Doctor of Physical Therapy degree from the University of Indianapolis in 2005 after serving as a Graduate Assistant athletic trainer for the Indiana Pacers from 2002-2005.

He earned his undergraduate degree from the University of Indianapolis in 2002 and was awarded the Athletic Training Department Performance Award that same year. Dr. Strack also served as an athletic trainer during the 2002 World Basketball Championships in Indianapolis and the RCA Tennis Championships in 2001 and 2002.

Currently, Dr. Strack is in the Manual Therapy Fellowship program at Regis University. In addition to being a licensed physical therapist and athletic trainer, he is also a certified strength and conditioning specialist.



JOE SHARPE

HEAD ATHLETIC TRAINER

Joe Sharpe enters his second season with the organization, serving as head athletic trainer. Before joining the Thunder, Sharpe spent four seasons as head athletic trainer for the Charlotte Bobcats. Prior to Charlotte, Sharpe was the head strength and conditioning coach/assistant athletic trainer with the Minnesota Timberwolves for two seasons, which included the team's Midwest Division title and run to the Western Conference Finals.

Sharpe was previously the head basketball athletic trainer at the University of Connecticut during a nine-year stint with the Huskies that included its 1999 NCAA Championship season. He worked as part of the United States Olympic Committee medical staff at the Lake Placid Olympic Training Center in 2002, and traveled to Thailand in 2007 for The University World Games. Sharpe worked with the USA Basketball men's junior national team in 2002 and 2008, and men's senior national team in 2009. He also participated in the NBA's Basketball Without Borders camp held in Johannesburg, South Africa in 2007.

Joe and his wife, Jennifer, have two children, Joseph and Jayme.



DWIGHT DAUB

DIRECTOR, ATHLETIC PERFORMANCE/ ASSISTANT COACH

Dwight Daub enters his 13th season with the Thunder and his tenth as assistant coach/athletic performance. In his first three seasons with the team, he held the title of strength and conditioning coach.

Daub is responsible for the development and implementation of strength, conditioning and nutritional programs for all Thunder players. Daub helps each player establish a personalized diet and training regimen and assists them with injury rehabilitation. He also arranges offseason training programs and monitors each player's physical progress between seasons.

Following the 2008-09 NBA season, Daub was named co-recipient of Strength and Conditioning Coach of the Year award presented by the NBASCA (National Basketball Association Strength and Conditioning Association).

A 1979 graduate of the University of Evansville (Ind.) with a degree in physical education, Daub also received his master's degree in exercise sports science from Eastern Illinois in 1985.

Dwight and his wife, Laurie, have a son Bryce and a daughter Gentry who along with her husband Aaron are the parents of Daub's first grandchild, Peyton.



MARC ST. YVES

DIRECTOR, TEAM OPERATIONS

Marc St. Yves enters his 31st season with the club and his second year as the Director of Team Operations. St. Yves previously held the title of equipment manager for 25 years before being promoted in the summer of 2008. St. Yves is responsible for all team operations including travel, equipment and team events.

St. Yves travels fulltime with the team and is responsible for all of the club's logistical needs while on the road. He started his association with the Thunder as a 13-year-old ball boy during the team's 1979-80 season in Seattle. Five years later, he was named assistant equipment manager and became the franchise's primary equipment manager in 1985.

Marc and his wife, Karie, have one son Skylar (20). His hobbies include fly fishing, golf and outdoor pursuits.



VIN BHAVNANI

VIDEO COORDINATOR

Vin Bhavnani enters his second season with Oklahoma City as the team's Video Coordinator. Prior to joining the Thunder, Bhavnani spent two seasons with the San Antonio Spurs as the assistant video coordinator. He started his NBA career with the Los Angeles Clippers as an intern in the video department in 2004.

Prior to joining the Clippers, Bhavnani spent one season as an assistant coach for the women's basketball team at Santa Monica Junior College. The Los Angeles, California native is a 2003 graduate of the University of Southern California.



BRIAN FACCHINI

DIRECTOR, BASKETBALL COMMUNICATIONS

Brian Facchini begins his second season as the Thunder's Director of Basketball Communications. Facchini, and the Basketball Communications staff, is responsible for promoting the endeavors of the Thunder players, coaches and front office staff both on and off the court. He is also responsible for credentialing and facilitating day-to-day requests from local and national media.

Prior to joining the Thunder, Facchini served as a U.S. Communications Manager for Nike Inc. focusing on basketball and soccer PR strategy. The Portland, Oregon native spent the previous nine seasons working in the NBA in various capacities. He served as the Media Relations Manager for the San Antonio Spurs from 2003 to 2005 after starting his career as an intern with the Portland Trail Blazers in 1997. While with the Blazers, Facchini held various roles in community relations, marketing and public relations over the six seasons.

Brian and his wife Summer reside in Edmond with their two children, Grace and Lucas.



THUNDER BASKETBALL OPERATIONS

BASKETBALL OPERATIONS

Chairman Clayton I. Bennett
 Executive Vice President & General Manager Sam Presti
 Assistant General Manager Rich Cho
 Assistant General Manager Troy Weaver
 Head Coach Scott Brooks
 Assistant Coaches Ron Adams, Maurice Cheeks, Rex Kalamian,
 Mark Bryant, Brian Keefe
 Director, Pro Player Personnel Bill Branch
 Director, College and International Player Personnel Rob Hennigan
 Director, East Coast Scouting Frank Ross
 International Scout Massimo Biasin
 Scout Jim Thomas
 Director, Basketball Administration & Technology Paul Rivers
 Director, Medical Services Dr. Donnie Strack
 Head Athletic Trainer Joe Sharpe
 Director, Athletic Performance/Assistant Coach Dwight Daub

Director, Team Operations Marc St. Yves
 Video Coordinator Vin Bhavnani
 Assistant Video Coordinators Will Dawkins, Scott Simpson
 Director, Team Security Michael Chatman
 Director, Basketball Communications Brian Facchini
 Basketball Communications Manager Michael Ravina
 Basketball Communications Coordinator John Read
 Assistant to the General Manager Leslie Purcell
 Manager, Player Appearances and Services Ayana Clinton
 Basketball Operations Assistants Brandon Miller, Wilson Taylor,
 Jesse Weinstein-Gould
 Team Travel Coordinator Judy Riddle
 Assistant to Basketball Operations Julie Hanneman
 Head Team Orthopedic Physician Carlan Yates
 Head Team Primary Care Physician Daniel Clinkenbeard
 Facility Operations Shannon Begnel

THUNDER BASKETBALL SUPPORT STAFF



MASSIMO BIASIN
INTERNATIONAL SCOUT



JIM THOMAS
SCOUT



WILL DAWKINS
ASSISTANT VIDEO
COORDINATOR



SCOTT SIMPSON
ASSISTANT VIDEO
COORDINATOR



BRANDON MILLER
BASKETBALL
OPERATIONS ASSISTANT



WILSON TAYLOR
BASKETBALL
OPERATIONS ASSISTANT



JESSE WEINSTEIN-GOULD
BASKETBALL
OPERATIONS ASSISTANT



AYANA CLINTON
MANAGER PLAYER
APPEARANCES & SERVICES



LESLIE PURCELL
ASSISTANT TO THE
GENERAL MANAGER



JUDY RIDDLE
TEAM TRAVEL
COORDINATOR



JULIE HANNEMAN
ASSISTANT TO BASKET-
BALL OPERATIONS



SHANNON BEGNEl
FACILITY OPERATIONS
ASSISTANT



NATE TIBBETTS

TULSA 66ERS HEAD COACH

Nate Tibbetts begins his first season as the Head Coach of the Tulsa 66ers. Prior to joining the 66ers, Tibbetts spent two seasons at the helm of the Sioux Falls Skyforce of the NBA Developmental League. Tibbetts led the Skyforce to a 53-47 (.530) record over two seasons, including a playoff berth following the 2007-08 season. The Sioux Falls native spent the previous two seasons as an assistant coach for the Skyforce.

Tibbetts spent four seasons as an assistant coach at the University of Sioux Falls helping to lead the Cougars to a 92-44 (.676) record and two NAIA Division II National Tournaments. Prior to joining the coaching ranks, Tibbetts enjoyed a successful collegiate career as a guard at the University of South Dakota. The South Dakota native ranks second all-time in career assists and steals at USD. He was named All-North Central Conference (NCC) team in 2000-01.



DALE OSBORNE

TULSA 66ERS ASSISTANT COACH

Dale Osborne joined the Thunder as an assistant coach on August 17th. The 19-year coaching veteran spent the previous two seasons as an assistant coach with the Utah Flash. Osborne helped the guide to the Flash to a Western Division leading 32-18 regular season record and a spot in the D-League Championship game in 2008-09. Prior to joining the Flash, Osborne spent the 06-07 season with the Austin Toros. Osborne served in various roles with the USBL's Dodge City Legend, who won the USBL Championship in 2004-05 when Osborne

was named USBL Coach of the Year.



BRANDON BARNETT

MANAGER, MINOR LEAGUE OPERATIONS

Brandon Barnett begins his second season with the Tulsa 66ers. Barnett joined the organization after working for the NBA League office in New York City for the previous two years. Barnett brings an extensive background in minor league basketball to Tulsa. While with the league office, Barnett served most recently as Senior Coordinator of Basketball Operations for the NBA Development League. He joined the D-League during the 2004-05 season as an intern and quickly solidified his value to the Basketball Operations department.

Barnett's role in the D-League office, among other things, involved evaluating, recruiting and signing players for the league.

A native of Shaker Heights, Ohio, Barnett graduated cum laude from Emerson College in Boston, Massachusetts in 2003, with a Bachelor's degree in Broadcast Journalism.



ANTHONY ALDRIDGE

ATHLETIC TRAINER

Anthony Aldridge enters his second season as the Tulsa 66ers head athletic trainer, as well as strength and conditioning coordinator. Anthony oversees the 66ers' training room operations and each player's physical condition along with assessing and treating injuries.

Aldridge joins the 66ers after serving as assistant athletic trainer for the Minnesota Timberwolves for the past two seasons.

Aldridge studied as an undergraduate at the University of Oklahoma before earning his Master's Degree from Oral Roberts University in Tulsa. While at those schools he served as student athletic trainer and graduate assistant athletic trainer in most of the sports offered. He also has experience in the training staff with the Denver Broncos, Southwestern Assemblies of God University, Mineral Wells Steam, Fort Worth Flyers of the NBA D-League and the Nigerian National Basketball Federation. In the summer of 2007, he was the athletic trainer with the Senegal National Basketball Federation for the FIBA Africa Championship Games.



2009-10 NBA DEVELOPMENT LEAGUE



477 Madison Avenue, 3rd Floor
New York, NY 10022
212-407-8700

Albuquerque Thunderbirds

5604 Menaul Blvd. NE
Albuquerque, NM 87110
Tel: (505) 265-3865
Fax: (505) 268-2752
Arena: Tingley Coliseum
Media Relations Contact: Tyler Ortiz (tortiz@abqtbirds.com)
NBA Affiliations: Dallas, New Orleans

Austin Toros

7800 Shoal Creek Blvd., Suite 115W
Austin, TX 78757
Arena: Austin Convention Center
Tel: (512) 236-8333
Fax: (512) 236-8444
Media Relations Contact: Perri Travillion (ptravillion@austintoros.com)
NBA Affiliation: San Antonio

Bakersfield Jam

1400 Norris Road
Bakersfield, CA 93308
Tel: (661) 716-4526
Fax: (661) 322-7069
Arena: Rabobank Arena
Media Relations Contacts: Christina Blanton
(Christina@bakersfieldjam.com)
NBA Affiliations: Golden State, L.A. Clippers

Dakota Wizards

919 South 7th St., Suite 501
Bismarck, ND 58504
Tel: (701) 258-2255
Fax: (701) 255-7967
Arena: Bismarck Civic Center
Media Relations Contact: Scott Schroeder
(sschroeder@dakotawizards.com)
NBA Affiliations: Memphis, Washington

Erie BayHawks

110 East 8th Street
Erie, PA 16501
Tel: (814) 790-5600
Fax: (814) 790-5608
Arena: Tullio Arena
Media Relations Contact: Jeff Johns, (jeff.johns@nbaerie.com)
NBA Affiliations: Cleveland, Toronto

Fort Wayne Mad Ants

1910 St. Joe Center Rd, Suite 61
Fort Wayne, IN 46825
Tel: (260) 469-4667
Fax: (260) 469-4674
Arena: Allen County War Memorial Coliseum
Media Relations Contact: Heidi Busch (heid@fortwaynehoops.com)
NBA Affiliations: Detroit, Indiana, Milwaukee

Idaho Stampede

233 South Capitol Blvd., Suite 100
Boise, ID 83702
Tel: (208) 388-4667
Fax: (208) 388-3845
Arena: Qwest Arena
Media Relations Contact: Jinny Giery (jinny@idahostampede.com)
NBA Affiliations: Portland, Denver

Iowa Energy

833 5th Ave
Des Moines, Iowa 50309
Tel: (515) 462-2849
Fax: (515) 564-8551
Arena: Wells Fargo Arena
Media Relations Contacts: Chris Makris (cmakris@iowanba.com)
NBA Affiliations: Chicago, Phoenix

Los Angeles D-Fenders

555 N. Nash St.
El Segundo, CA 90245
Tel: (310) 426-6031
Fax: (310) 426-6105
Arena: STAPLES Center
Media Relations Contact: Michael Harris (mharris@d-fenders.com)
NBA Affiliations: L.A. Lakers

Maine Red Claws

413 Congress Street
Portland, ME 04101
Tel: 207-210-6655
Fax: 207-210-6659
Arena: Portland Exposition Building
Media Relations Contact: Jana Spaulding
(jspaulding@maineredclaws.com)
NBA Affiliations: Boston, Charlotte

Reno Bighorns

250 Evans Avenue
Reno, NV 89501 Tel: (775) 284-2622
Fax: (775) 284-8622
Arena: Reno Events Center
Media Relations Contact: Tj Lasita (tjlasita@nbareno.com)
NBA Affiliations: Orlando, Sacramento

Rio Grande Valley Vipers

4500 North 10th Street, suite 315
McAllen, TX 78504
Tel: (888) 748-6223
Fax: (956) 972-1150
Arena: Dodge Arena
Media Relations Contact: Jonah Goldberg (jonahgol@gmail.com)
NBA Affiliations: Houston

Sioux Falls Skyforce

2131 South Minnesota Ave
Sioux Falls, SD 57105
Tel: (605) 332-0605
Fax: (605) 332-2305
Arena: Sioux Falls Arena
Media Relations Contact: Brett Hansen (brett@skyforceonline.com)
NBA Affiliations: Miami, Minnesota

Springfield Armor

1 Monarch Place, Suite 220
Springfield, MA 01144
Tel: (413) 746-3263
Fax: (413) 746-3262
Arena: MassMutual Center
Media Relations Contact: Joe Barbieri (jbarbieri@armorhoops.com)
NBA Affiliations: New Jersey, New York, Philadelphia

Tulsa 66ers

2727 E. 21st St., Ste 500
Tulsa, OK 74114
Tel: (918) 585-8444
Fax: (918) 398-6930
Arena: SpiritBank Event Center
Media Relations Contact: Ryan Williams (rwilliams@tulsa66ers.com)
NBA Affiliations: Oklahoma City

Utah Flash

5255 N Edgewood Dr, Suite 165
Provo, UT 84604
Tel: (801) 434-4667
Fax: (801) 705-1823
Arena: McKay Events Center
Media Relations Contact: Kyle Flanagan (kyle@utahflash.com)
NBA Affiliations: Atlanta, Utah

EXECUTIVE STAFF



OKLAHOMA CITY
THUNDER





BUSINESS OPERATIONS



DANNY BARTH EXECUTIVE VICE PRESIDENT, CHIEF ADMINISTRATIVE OFFICER



Danny Barth begins his 12th season as a member of the Oklahoma City Thunder franchise. Last season, he was named Executive Vice President, Chief Administrative Officer. He served as the team's interim President & Chief Executive Officer for two seasons in Seattle before the move to Oklahoma City.

Prior to being named the interim President and CEO on Oct. 31, 2006, Barth spent six seasons as the team's chief financial officer. He served as vice president of finance and controller in his first four years with the franchise. As CFO from 2000-2006, Barth managed the company's information technology group as well as all of its financial aspects including budgeting and treasury functions, taxes and internal/external reporting responsibilities.

Barth began his career with Price Waterhouse LLC where he spent six years in the audit division at the corporation's Seattle and New York offices specializing in retail and investment banking. Prior to joining the Sonics & Storm, he was director of finance and accounting at Cinnabon, Inc. where he helped oversee the expansion and financing of the company's growth from 52 stores to more than 250.



KEN ADELSON SENIOR VICE PRESIDENT & EXECUTIVE PRODUCER

Ken Adelson begins his second season with the Oklahoma City Thunder as Senior Vice President and Executive Producer responsible for Broadcasting, Programming and Production.

Adelson launched Thunder Broadcasting in 2008, building and managing the daily operation of the team's TV and Radio game broadcasts and digital production facilities; creating a wide range of programming distributed across multiple platforms including broadcast, internet and in-arena.

A creative media expert with extensive experience in management, production and on-air capacities, Adelson brings over 28 years of innovative, award winning broadcast and digital leadership to his role with the Thunder.

Before joining the Thunder, Adelson was Senior Vice President, Production Operations and Planning for NBA Entertainment, instrumental in the NBA's push into digital content creation, distribution and archiving. Ken played a key role in the 1999 launch of NBA TV, the first cable/satellite network created by a sports league and oversaw the development of one of the first all digital newsrooms.

Adelson also has over 10 years experience as a sports television anchor and reporter working at stations in Phoenix, Arizona, Hartford, Conn., Salt Lake City, UT. And Wilmington, N.C.

Adelson graduated from the University of Florida, Gainesville with a B.S. in Broadcasting.



BRIAN M. BYRNES

SENIOR VICE PRESIDENT, TICKET SALES & SERVICE

Brian Byrnes joined the Oklahoma City franchise in April 2005 and serves as the team's Senior Vice President of Ticket Sales and Service. Byrnes' responsibilities include oversight of ticket sales, retention and operations; premium seating sales and hospitality; marketing strategies such as brand development, advertising, promotions, database management and event presentation.

One of the first employees in Oklahoma City in 2009, Byrnes led the effort to build the initial ticket request list and successfully steered the sale of 13,000 full season tickets. Equally as important was the development of the in-arena experience – quickly earning national recognition as one of the loudest and most fun NBA venues. The fan engagement is fueled with initiatives such as pre-game activities in Thunder Alley, interactive experiences on the concourse and throughout Loud City and the participation of Rumble, the team's iconic mascot.

Previously, Byrnes served as executive vice president of business operations for the NHL's Phoenix Coyotes. In Phoenix, Byrnes led several initiatives to stimulate growth in ticket sales, ticket revenue, suite leases and corporate partnerships. He was also the catalyst for re-branding the organization with a new corporate identity and team uniforms.

The new branding campaign coincided with Byrnes' key objective of transitioning the organization and arena management group into a new arena in Glendale, Arizona. Throughout construction, he was responsible for brand integration, sight lines, premium and regular seating environments, luxury suite design and hospitality venues ensuring that every detail added to the warmth of the Coyotes' home ice. Byrnes' strong leadership skills were an asset to the Coyotes organization and quickly earned him the respect of employees, media and community leaders.

Prior to joining the Coyotes, Byrnes built nearly 10 years of experience with the NHL's Dallas Stars and MLB's Texas Rangers. As an original employee of the Stars' front office in 1993, he was instrumental in the Stars' ascension from a start-up franchise to being recognized as 'best in class' by the end of the decade. With Byrnes' guidance, the Stars led the league in ticket revenue by the 2001-02 season with 15,000 season ticket holders, a waiting list of more than 5,000 people and a record sellout streak of 194 consecutive games.

In 1999, Southwest Sports Group was formed to manage the combined sales and marketing operations of the Stars, Rangers, Mesquite Championship Rodeo and Frisco RoughRiders minor-league baseball team. Byrnes efficiently managed the fully integrated programs to leverage each franchise and maximize sales platforms. In 2001, Byrnes led a successful campaign to transition the Stars into a new venue, American Airlines Center, which led to his recruitment in Phoenix.



JOHN R. CROLEY

VICE PRESIDENT, BUSINESS DEVELOPMENT

John R. Croley begins his 12th season with the Oklahoma City franchise and serves as the Vice President of Business Development. Croley oversees contract negotiations, pricing, asset development, partner contractual activation and customer service for the Thunder's numerous corporate partners. Croley is a 22-year veteran of the sports and entertainment industry.

Prior to joining the Oklahoma City franchise, Croley held the executive-level position as the director of public assembly facilities for the City of Tacoma, Wash. for five years, which included responsibility for the Tacoma Dome, Cheney Stadium and the Tacoma Convention & Trade Center.

Before his work in Tacoma, Croley served as executive director for Ogden Entertainment Services at numerous Ogden sports and entertainment facilities including the Sullivan Arena & Egan Convention Center in Anchorage, Alaska, Sioux Falls Arena & Stadium in Sioux Falls, S.D., Roberts Municipal Stadium & Mesker Amphitheater in Evansville, Ind. and the SeaGate Convention Center in Toledo, Ohio.

Croley's accomplishments in the industry have garnered several awards including "Ogden Entertainment Services' 1990 Top Performer of the Year in the Sports & Entertainment Division," Poll Star Magazine's nominee and 1995 runner-up for "Arena Executive of the Year for Sports & Entertainment Facilities Nationwide" and the "City of Tacoma's Top 10 Performers of the Year" in 1997 and 1998.





BUSINESS OPERATIONS



DAN MAHONEY **VICE PRESIDENT, CORPORATE COMMUNICATIONS & COMMUNITY RELATIONS**

Dan Mahoney joined the Oklahoma City Thunder as vice president of corporate communications and community relations in August, 2008. In that role he oversees the Thunder's business public relations efforts, website (thunder.nba.com) and community relations outreach.

Previously Mahoney served as public relations consultant for the Professional Basketball Club, LLC. and the New Orleans Hornets. From 1995-2003 he was director of communications for Governor Frank Keating of Oklahoma. He later worked with Governor Keating as senior vice president of communications and public affairs at the American Council of Life Insurers in Washington, DC.

Consulting with the Gooden Group of Edmond, Okla., Mahoney coordinated public relations efforts for the Skirvin Hilton Hotel, a historic Oklahoma City landmark which reopened in 2007 after being closed for 18 years. He also assisted the Hornets during their relocation and two year stay in Oklahoma City from 2005-07.

As director of communications for Governor Keating, Mahoney was responsible for public information coordination for the State of Oklahoma and the Governor's office. That included the public information efforts during the 1995 bombing of the Murrah Federal Building in Oklahoma City. Following that tragedy, he consulted businesses and other government agencies on crisis communications.

Mahoney spent 18 years in radio and television as a news director, news reporter and sportscaster in Richmond, Va., Albuquerque, N.M. and Oklahoma City. He is a native of Philadelphia and attended Virginia Commonwealth University and the University of New Mexico.



KATY SEMTNER **VICE PRESIDENT, HUMAN RESOURCES**

Katy Semtner is beginning her eighth season with the Oklahoma City Franchise. She serves as the team's Vice President of Human Resources. Semtner's responsibilities include oversight of payroll, benefits, employee relations, recruiting and selection and performance management. Semtner has over nine years of experience in human resources in the hospitality and entertainment industry. She is a member of the Society for Human Resources Management, the Oklahoma City Human Resources Society, the NBA HR Round Table and the Bricktown Rotary Club. She has held her PHR certification since 2003. The Seattle native is a graduate of the University of California at San Diego where she was a member of the varsity crew team.



PETE WINEMILLER **SENIOR VICE PRESIDENT, GUEST RELATIONS**

Pete Winemiller begins his 15th NBA season with the Oklahoma City franchise as the Senior Vice President of Guest Relations. He began in 1995 as the Director of Ticket Sales, but has since taken on the role of managing the organization's Guest Relations department and hospitality initiatives. In addition, Winemiller has established a training division for the organization. The focus of his training effort is educating Thunder frontline staff and business alliance partners on the concept he developed entitled "CLICK!™ with your Guests."

Winemiller has consulted with several NBA and WNBA teams, other professional sports leagues and with organizations outside of pro sports regarding their customer service models. He has been a keynote speaker at numerous national events, including the Society of Consumer Affairs Professionals, the North American Conference on Customer Management, the Customer Care Institute and the Conference on Achieving Customer Service Excellence. Winemiller has been an invited guest at Arizona State University, University of Oregon and the University of Washington, sharing his business perspective with undergraduate students, graduate students and business executives.

Previous to his work at the Thunder, Winemiller spent 15 years in the sports and entertainment industry. He has held sales and marketing executive positions with Seattle's Paramount Theatre, Seattle's SEFAIR Festival, Portland's Rose Festival Association, Pro-Tec Sport Helmets, Bob Walsh & Associates and the Seattle Goodwill Games.

Winemiller is a graduate of Washington State University and an alumnus of the Disney Institute in Orlando, Florida. He serves on the 1 to 1 Magazine Editorial Advisory Board, the Customer Service Advantage Advisory Panel and the University of Washington Intercollegiate Athletic Advisory Board.



CHRISTINE BERNEY

DIRECTOR, COMMUNITY RELATIONS

Christine Berney begins her second season with the Oklahoma City Thunder as the Director of Community Relations, where she is responsible for overseeing the programs and partnerships that help the Thunder make a positive impact on the community. Berney's professional background includes public relations and community relations positions in both the corporate and nonprofit sectors. She served as the Manager of Public Relations for the Greater Oklahoma City Chamber. Prior to that, she was the Manager of Community Relations for Sonic Corporation. Originally from California, Berney earned her B.A. in English from Oregon State University and her M.F.A. in Creative Writing from the University of Massachusetts at Amherst.



TRAVIS HERMAN

DIRECTOR , PREMIUM SALES & SERVICE

Travis Herman begins his seventh season with the Oklahoma City franchise, and his second as the Director of Premium Sales and Service. Herman began as an Account Executive in 2002 and was promoted three times in six years to his current position. He is responsible for the generation of premium seating revenue and the service and retention of those accounts, which includes suites, terrace suites, courtside seating and club seat contracts. Herman received his finance degree from Kansas State University in 2001.



JEFF JACOBSEN

SR. DIRECTOR, BUSINESS DEVELOPMENT

Jeff Jacobsen enters his second season with the Thunder as the Senior Director of Business Development. Jacobsen is responsible for the management of the corporate partnership sales and service staff. Previously, Jacobsen was responsible for all aspects of corporate partnerships for the New Orleans/Oklahoma City Hornets. From 2000 to 2005, he was the Director of Sales and Marketing at the Cox Convention Center and Ford Center. Prior to moving to Oklahoma City, Jacobsen was Director of Sales for Mile High Stadium with the Denver Broncos. He began his career in Corporate Sales with the Colorado Rockies Baseball Club. Born in Sioux Falls, S.D., Jacobsen is a graduate of Arizona State University.



STACI JOHNSON

CONTROLLER

Staci Johnson begins her first season with the Oklahoma City franchise in the team's accounting department as the Controller. Johnson is a licensed CPA. The Norman native graduated from the University of Oklahoma with a Bachelor of Accountancy in 2001 and a Master of Accountancy in 2003. Prior to joining the Thunder, Johnson worked in public accounting for four years and was the Controller at the Oklahoma Blood Institute.





BUSINESS OPERATIONS



CATHY KARP DIRECTOR , BROADCASTING AND PRODUCTION

Cathy Karp begins her first full season with the Oklahoma City Thunder as Director of Broadcasting and Production, having joined the club in December of 2008. Karp came to the Thunder after 28 years of Broadcast Television experience in Los Angeles and Chicago. Most recently, Karp spent eight years as Special Projects and Programming Producer at CBS2 Chicago. Previously, she produced documentaries for A&E and PBS, was Executive Producer at SportsChannel Chicago and Senior Sports Producer at KTLA in Los Angeles. She is the recipient of 12 Emmy Awards.



KARLIS KEZBERS DIRECTOR, SEASON TICKET RETENTION

Karlis Kezbers begins his second season with the Oklahoma City Thunder as the Director of Season Ticket Retention. The Bloomington, Minn., native grew up in Oklahoma City and graduated from the University of Oklahoma in 2004. He joined the NBA's Phoenix Suns Sales and Retention department in 2005 and spent four years with the Suns before joining the Thunder in September of 2008.



TYLER LANE DIRECTOR , INFORMATION TECHNOLOGY

Tyler Lane begins his first season with the Thunder as the Director of Information Technology. Lane began his career in the U.S. Navy as an Aviation Electronics Technician. He held several IT positions at the University of Oklahoma from 2002 to 2009, including jobs in the Athletics department and College of Engineering. Lane also worked for the Big 12 Conference, attending four post-season bowls in his role as Instant Replay technician. Lane received his MBA from the University of Oklahoma.

Tyler and his wife Alisa reside in Norman with their sons Benjamin and Jack.



JOHN LEACH DIRECTOR, EVENTS & ENTERTAINMENT

John Leach begins his third season with the franchise as the Director of Events and Entertainment. Leach began his career as an on-air personality in radio for eight years in both Houston and San Diego. He was hired fulltime by the Houston Rockets in 2000 in the Game Operations department. Prior to joining the Rockets fulltime, Leach was responsible for game music in Houston during their Championship seasons in 1994 and 1995, and actually has a ring to prove it. He helped move the Rockets into the new Toyota Center and played in integral role in creating a new interactive NBA experience with, drummers,

break dancers, tumblers and world champion jump ropers that were all part of the team's branded game-night entertainment. Leach was recruited by the Charlotte Bobcats to start the game entertainment department when Charlotte was awarded a team in 2004.



KELLY MCKEOWN

DIRECTOR, MARKETING AND BRAND MANAGEMENT

Kelly McKeown enters his first full season as the Thunder's Director of Marketing & Brand Management. McKeown's 20-year career in sports marketing has included stints at the ASA, IMG and his alma matter, the University of Oklahoma, where he graduated with a degree in business administration.

Born in Framingham, MA, McKeown was raised and still resides in Oklahoma City with his wife Christie and their daughter Kate.



RON MATTHEWS

DIRECTOR, INTERACTIVE MEDIA & PUBLICATIONS

Ron Matthews begins his fourth season with the Oklahoma City franchise as Director, Interactive Media and Publications. Matthews oversees the website (thunder.nba.com) and various publications, including Thunder Magazine and the Game Night program. He is active in developing content across all platforms -- online, print, video and photography. Prior to joining the club, Matthews was the Sports Editor of the Seattle Post-Intelligencer. He was named to that position in March 2001 following five years as the Assistant Sports Editor. He held similar positions at various newspapers in California, New York, Washington, Vermont and Utah. Matthews graduated from Oregon State University in 1985 with a degree in Journalism.



TOM SAVAGE

DIRECTOR, CORPORATE COMMUNICATIONS

Tom Savage begins his fourth season with the Oklahoma City franchise as the Director of Corporate Communications. Savage joined the franchise in September 2006 from Indianapolis, where he was the Senior Director of Media Relations for the Indy Racing League. Savage worked with the media that covered the premiere open-wheel racing series in the U.S., which includes the world's largest one-day sporting event, the Indianapolis 500. Before the IRL, Savage spent six NBA and WNBA seasons with three different teams – Houston, the Los Angeles Lakers and Indiana. Savage is a 1992 graduate of the University of Sioux Falls (S.D.) with a bachelor's degree in print and broadcast journalism.



GEORGE WATERSTRAAT

DIRECTOR, TICKET OPERATIONS & DATABASE MANAGEMENT

George Waterstraat begins his seventh season with the Oklahoma City franchise. In October 2008, Waterstraat was promoted to his current position of Director Ticket Operations and Database Management. He oversees ticket operations, data management and email and research for the team. He began his career with the franchise in 2002 in the Information Technology department before moving to the marketing department in 2004 as a database manager. Waterstraat graduated in 2002 from Western Washington University with a degree in Management Information Systems.





2009-10 THUNDER DIRECTORY



Todd Albright
Events Manager



Sarah Amyx
Staff Accountant



Ashley Armstrong
Premium Service Account Manager



Chris Battle
Season Ticket Account Manager



Jay Beauchamp
Senior Photographer/Video Editor



Stacy Blomstrom
Assistant Controller



Matt Bowman
Season Ticket Sales Manager



Tyler Box
Web Coordinator



Christina Brigida
Sales & Marketing Assistant



Jon Brooks
Mascot Coordinator



Madison Bush
Senior Production Assistant



Tiana Carrao
Payroll & Human Resources Assistant



Kyle Cofer
Premium Sales Account Executive



Tyler Cofer
Entertainment Coordinator



Brent Coffman
Season Ticket Account Manager



Emily Cook
Guest Relations Assistant



Joe Crossley
Manager, Marketing Assets



Ryan Cunningham
Account Executive, Season Ticket Sales



Patrick Custer
Account Executive, Season Ticket Sales



Eric Date
Television Game Broadcast Director



Rebecca Day
Group Events & Ticket Sales Coordinator



Cole Douglas
Account Executive, Season Ticket Sales



Lindsay Duncan
Account Services Representatives



Jody East
Manager, Premium Service



Sabrina Ellison
Dance Team Manager



Kristy Factor
Premium Sales & Service Coordinator



Tara Fitzpatrick
Senior Production Assistant



Charlie Givens
Business Development Account Executive



Vicki Guerra
Corporate Communications Manager



Wayne Guymon
National Sales Director, Business Development

2009-10 THUNDER DIRECTORY



Jasmine Hall
Event Coordinator



Shauna Hawthorne
Broadcast Coordinator



Rob Hedrick
Digital Media Production Manager



Travis Herman
Director, Premium Sales & Service



Carlos Herrera
HelpDesk Technician



Tim Higgins
Video Production Manager



Jon Hocker
Guest Relations Assistant



Bill Hooker
Associate Producer



Justin Jordan
Account Executive, Season Ticket Sales



Ashley Karther
Accounts Receivable Coordinator



Leslie Kearns
Premium Service Account Manager



Matt Keller
Network Coordinator



Karlis Kezbers
Director, Season Ticket Retention



Todd Lawson
HelpDesk Coordinator



Vanessa Lemons
Account Executive, Season Ticket Sales



Katherine Logan
Accounts Payable Specialist



Regan Lynn
Account Services Representatives



Mac Maddox
Account Executive, Group Sales



Abby Mathis
Season Ticket Account Manager



Isaiah McKee
Graphic Artist



Shea McMullin
Business Development Receptionist



Erik Mentzel
Account Executive, Season Ticket Sales



Todd Minhinnett
Television Game Broadcast Producer



Wyjuana Montgomery
Community Relations Manager



Abby Morgan
Senior Account Services Manager



Megan Morgan
Account Executive, Group Sales



Lonnie Nichols
Account Executive, Season Ticket Sales



Becky Norris
Ticket Operations Coordinator



Amy Oare
Marketing Coordinator



Ryan O'Toole
Business Development Account Executive



2009-10 THUNDER DIRECTORY



Quinton Owens
Premium Sales Account Executive



Melissa Owumi
Season Ticket Account Manager



Stephanie Parrish
Business Development Account Executive



Megan Pierce
Premium Service Account Manager



Dave Podoll
Manager of Ticket Operations



Kristiana Pryor
Marketing Coordinator



Jason Quintero
Entertainment Manager



Chris Roberts
Season Ticket Account Manager



Geoff Sanders
Business Development Account Executive



Chad Scarbrough
Guest Relations Coordinator



Chris Silva
Web Content Manager



Mino Solomon
Account Executive, Season Ticket Sales



Jennifer Sorrels
Office Manager & Executive Assistant



Jane Stanford
Guest Relations Project Coordinator



Rayna Stewart
Premium Service Account Manager



Kari Sumpter
Regional Account Executive, Season Ticket Sales



Eleonore Surlis
Graphic Artist



Marc Taylor
Manager, Mascot Affairs



Danielle Toussaint
Premium Service Account Manager



Lisa Waite
Creative Services Director



Shelbi Watkins
Account Executive, Group Sales



Jennifer Watson
Community Relations Coordinator



Matthew Wells
Segment Producer/Video Editor



Erich Wendt
Season Ticket Account Manager



Timothy Whang
Senior Account Services Representative



Katrina Wiley
Payroll & Benefits Manager



Rusty Wiley
Account Executive, Season Ticket Sales



Bruce Williams
Season Ticket Account Manager



Commitment Runs Deep

Our Vision for a Better Tomorrow

As one of America's top energy producers, we understand the need to develop domestic sources and reduce dependence on foreign sources. At Devon Energy, we operate with innovation, lead in technology and produce natural gas and oil resources with efficiency. We are discovering new possibilities today and creating our vision for a better tomorrow.

devonenergy.com

FORTUNE
100 BEST
COMPANIES
TO WORK FOR 2009



devon



2009-10 OKLAHOMA CITY THUNDER FRONT OFFICE STAFF

2008-09 OKLAHOMA CITY THUNDER FRONT OFFICE STAFF

Chairman Clay Bennett

BASKETBALL OPERATIONS

Executive Vice President & General Manager Sam Presti
 Assistant General Managers Rich Cho, Troy Weaver
 Head Coach Scott Brooks
 Assistant Coaches Ron Adams, Mark Bryant, Maurice Cheeks, Rex Kalamian, Brian Keefe
 Director, Pro Player Personnel Bill Branch
 Director, College and International Player Personnel Rob Hennigan
 Director, East Coast Scouting Frank Ross
 International Scout Massimo Biasin
 Advanced Scout Bob Thornton
 Scout Jim Thomas
 Director, Basketball Administration & Technology Paul Rivers
 Director, Medical Services Dr. Donnie Strack
 Head Athletic Trainer Joe Sharpe
 Director, Athletic Performance/Assistant Coach Dwight Daub
 Director, Team Operations Marc St. Yves
 Video Coordinator Vin Bhavnani
 Assistant Video Coordinators Will Dawkins, Scott Simpson
 Director, Team Security Michael Chatman
 Director, Basketball Communications Brian Facchini
 Manager, Basketball Communications Michael Ravina
 Basketball Communications Coordinator John Read
 Manager, Player Appearances and Services Ayana Clinton
 Assistant to the General Manager Leslie Purcell
 Assistant to Basketball Operations Julie Hanneman
 Team Travel Coordinator Judy Riddle
 Basketball Operations Assistants Brandon Miller, Wilson Taylor, Jesse Weinstein-Gould
 Facility Operations Assistant Shannon Begnel
 Head Team Primary Care Physician Daniel Clinkenbeard
 Head Team Orthopedic Physician Carlan Yates

FINANCE

Executive Vice President, Chief Administrative Officer Danny Barth
 Controller Staci Johnson
 Assistant Controller Stacy Blomstrom
 Staff Accountant Sarah Amyx
 Accounts Receivable Coordinator Ashley Karther
 Accounts Payable Specialist Katherine Logan

INFORMATION TECHNOLOGY

Director, Information Technology Tyler Lane
 Network Coordinator Matt Keller
 HelpDesk Coordinator Todd Lawson
 HelpDesk Technician Carlos Herrera

HUMAN RESOURCES AND ADMINISTRATION

Vice President, Human Resources Katy Semtner
 Payroll & Benefits Manager Katrina Wiley
 Payroll & Human Resources Assistant Tiana Carrao
 Office Manager & Executive Assistant Jennifer Sorrels
 Guest Relations Assistants Emily Cook, Jon Hocker

GUEST RELATIONS

Senior Vice President, Guest Relations Pete Winemiller
 Guest Relations Coordinator Chad Scarborough
 Guest Relations Project Coordinator Jane Stanford

TICKET SALES

Senior Vice President, Ticket Sales and Service Brian Byrnes
 Director, Premium Sales & Service Travis Herman
 Season Ticket Sales Manager Matt Bowman
 Manager, Premium Service Jody East
 Premium Sales & Service Coordinator Kristy Factor
 Premium Sales Account Executives Kyle Cofer, Quinton Owens
 Premium Service Account Managers Ashley Armstrong, Leslie Kearns, Megan Pierce, Rayna Stewart, Danielle Toussaint
 Group Events & Ticket Sales Coordinator Rebecca Day
 Account Executive, Season Ticket Sales Ryan Cunningham, Patrick Custer, Cole Douglas, Justin Jordan, Vanessa Lemons, Eric Mentzel, Lonnie Nichols, Mino Solomon, Rusty Wiley

Regional Account Executive, Season Ticket SalesKari Sumpter
 Account Executive, Group SalesMac Maddox, Megan Morgan, Shelbi Watkins

SEASON TICKET MEMBER RETENTION

Director, Season Ticket RetentionKaris Kezbers
 Manager, Season Ticket RetentionChris Sorrels
 Season Ticket Account ManagersChris Battle, Brent Coffman, Abbey Mathis, Melissa Owumi, Chris Roberts, Erich Wendt, Bruce Williams

TICKET OPERATIONS

Director, Ticket Operations & Database ManagementGeorge Waterstraat
 Manager of Ticket OperationsDave Podoll
 Ticket Operations CoordinatorBecky Norris

COMMUNICATIONS

Vice President, Corporate Communications & Community RelationsDan Mahoney

COMMUNITY RELATIONS

Director, Community RelationsChristine Berney
 Community Relations ManagerWyjuana Montgomery
 Community Relations CoordinatorJennifer Watson

PUBLIC RELATIONS

Director, Corporate CommunicationsTom Savage
 Corporate Communications ManagerVicki Guerra

WEBSITE

Director, Interactive Media & PublicationsRon Matthews
 Web ProducerJoseph Crall
 Web Content ManagerChris Silva
 Web CoordinatorTyler Box

BUSINESS DEVELOPMENT

Vice President, Business DevelopmentJohn R. Crole
 Senior Director, Business DevelopmentJeff Jacobsen
 National Sales Director, Business DevelopmentWayne Guymon
 Senior Account Services ManagerAbby Morgan
 Senior Account Services RepresentativeTimothy Whang
 Account Services RepresentativesRegan Lynn, Lindsay Duncan
 Business Development ReceptionistShea McMullin
 Business Development Account ExecutivesCharlie Givens, Ryan O'Toole, Stephanie Parrish, Geoff Sanders

BROADCASTING

Senior Vice President & Executive ProducerKen Adelson
 BroadcasterBrian Davis, Matt Pinto
 Television AnalystGrant Long
 Director, Broadcasting and ProductionCathy Karp
 Television Game Broadcast DirectorEric Date
 Television Game Broadcast ProducerTodd Minhinnett
 Digital Media Production ManagerRob Hedrick
 Senior Photojournalist/Video EditorJay Beauchamp
 Segment Producer/Video EditorMatthew Wells
 Broadcast CoordinatorShauna Hawthorne
 Senior Production AssistantMadison Bush

EVENTS & ENTERTAINMENT

Director, Events & EntertainmentJohn Leach
 Events ManagerTodd Albright
 Dance Team ManagerSabrina Ellison
 Entertainment ManagerJason Quintero
 Manager, Mascot AffairsMarc Taylor
 Mascot CoordinatorJon Brooks
 Entertainment CoordinatorTyler Cofer
 Event CoordinatorJasmine Hall
 Video Production ManagerTim Higgins
 Associate ProducerBill Hooker
 Senior Production AssistantTara Fitzpatrick

MARKETING

Director, Marketing & Brand ManagementKelly McKeown
 Manager, Marketing AssetsJoe Crossley
 Marketing CoordinatorsAmy Oare, Kristiana Pryor
 Sales & Marketing AssistantChristina Brigida
 Creative Services DirectorLisa Waite
 Graphic ArtistsIsaiah McKee, Eleonore Surlis





OKLAHOMA CITY
THUNDER





2008-09 REGULAR SEASON STATISTICS

2008-09 FINAL STATISTICS (23-59)

PLAYER	G	GS	MIN	-FIELD GOALS-			--3-POINT FG--			-FREE THROWS-			--REBOUNDS--			STL	DQ	TO	BLK	PTS	AVG		
				FG	FGA	PCT	FG	FGA	PCT	FT	FTA	PCT	OFF	DEF	TOT							AST	PF
Durant	74	74	2885	661	1390	.476	97	230	.422	452	524	.863	77	405	482	205	134	0	96	225	53	1871	25.3
Green	78	78	2870	476	1068	.446	96	247	.389	242	307	.788	120	399	519	155	202	1	81	173	33	1290	16.5
Westbrook	82	85	2668	436	1095	.398	35	129	.271	349	428	.815	178	221	399	435	191	0	110	274	16	1256	15.3
Krsic	46	29	1141	163	407	.400	0	0	0	79	168	.253	29	114	52	29	110	0	21	45	45	445	9.7
White	7	7	0	130	50	.520	0	0	0	10	13	.769	10	22	32	6	10	0	3	3	5	62	8.9
Wilcox	37	6	719	130	268	.485	0	3	.000	52	87	.598	65	130	195	33	89	2	18	55	11	312	8.4
Collison	71	40	1831	243	428	.568	0	2	.000	98	136	.721	181	308	489	66	239	3	51	73	50	584	8.2
Mason	39	19	1065	124	285	.436	4	1	.000	46	85	.541	41	116	157	46	56	1	15	56	36	234	7.5
Smith	36	3	691	36	114	.315	2	4	.500	38	54	.704	53	70	123	6	72	1	10	15	20	238	6.6
Watson	68	18	1776	174	453	.384	20	85	.235	80	106	.755	36	147	183	391	137	0	50	156	11	448	6.6
Livingston (TOT)	12	1	231	31	60	.517	0	0	---	9	10	.900	3	25	28	10	2	0	7	9	2	71	5.9
Livingston (OKC)	8	1	180	28	52	.538	0	0	---	6	6	1.000	3	23	26	16	8	0	5	6	0	62	7.8
Weaver	66	36	1451	152	357	.426	24	87	.276	61	73	.836	54	188	242	111	104	0	75	64	45	389	5.9
Sefolosha (TOT)	23	22	716	73	175	.417	9	37	.243	40	48	.833	28	91	119	46	54	0	40	9	26	195	8.5
Sefolosha (OKC)	23	22	716	73	175	.417	9	37	.243	40	48	.833	28	91	119	46	54	0	40	9	26	195	8.5
Weaver	56	19	1167	113	246	.459	32	93	.344	41	58	.707	31	99	130	101	81	0	47	47	25	299	5.3
Wilkins	41	14	636	77	213	.362	27	72	.375	37	46	.804	20	50	70	37	46	5	22	17	7	218	5.3
Petro	22	12	342	46	113	.407	0	1	.000	10	15	.667	10	16	26	6	9	0	16	9	5	102	4.6
Rose (TOT)	38	0	473	45	131	.344	0	7	.000	40	51	.784	17	79	96	36	72	1	10	3	3	130	3.4
Rose (OKC)	20	0	313	34	90	.378	0	3	.000	32	40	.800	13	52	65	26	48	1	9	3	2	100	5.0
Sené	5	0	23	5	7	.714	0	0	---	7	9	.778	3	6	9	0	2	0	1	1	1	17	3.4
Smith	17	0	343	37	71	.521	0	0	---	12	16	.750	21	68	89	9	50	0	16	9	5	107	6.3
Atkins (TOT)	32	0	414	34	113	.301	15	57	.263	15	16	.938	5	19	24	59	27	0	10	0	2	98	3.1
Atkins (OKC)	18	0	298	25	86	.291	10	40	.250	11	12	.917	5	13	18	31	22	0	8	21	1	71	3.9
Hill	1	0	2	1	1	1.000	0	0	---	0	0	---	2	1	3	0	0	0	0	0	0	2	2.0

THUNDER	82	-	19805	2999	6716	.447	328	949	.346	1626	2069	.786	999	2497	3496	1663	1655	8	608	1330	371	7952	97.0
OPPONENTS	82	-	19805	3230	6799	.475	524	1439	.364	1468	1930	.761	884	2496	3380	1769	1656	14	697	1140	407	8452	103.1

2008-09 FINAL HOME GAME STATISTICS (15-26)

PLAYER	G	GS	MIN	-FIELD GOALS-			--3-POINT FG--			-FREE THROWS-			--REBOUNDS--			STL	DQ	TO	BLK	PTS	AVG		
				FG	FGA	PCT	FG	FGA	PCT	FT	FTA	PCT	OFF	DEF	TOT							AST	PF
Durant	37	37	1503	342	717	.477	58	126	.460	216	254	.850	27	207	234	117	63	0	38	117	28	988	25.9
Green	38	38	1395	222	505	.440	49	126	.389	94	128	.734	52	192	244	68	102	1	41	85	19	587	15.4
Westbrook	41	31	1297	209	515	.406	17	63	.270	141	183	.770	71	122	193	209	95	0	56	138	9	576	14.0
Krsic	21	13	551	92	193	.477	0	0	---	45	80	.44	86	130	15	47	10	20	2	220	10.5		
Wilcox	21	2	420	78	158	.494	0	3	.000	38	63	.603	41	79	120	19	45	1	10	34	8	194	9.2
Collison	36	24	974	131	214	.612	0	2	.000	58	78	.744	98	173	271	27	116	0	26	41	29	320	8.9
Sefolosha (TOT)	30	19	667	71	169	.420	14	40	.350	24	29	.828	23	83	106	52	54	0	38	32	27	180	6.0
Sefolosha (OKC)	22	12	370	39	91	.429	7	22	.318	11	21	.762	11	41	52	29	27	0	20	16	18	101	8.4
Mason	20	12	546	68	155	.439	0	1	.000	26	52	.500	23	64	87	27	43	0	9	37	16	162	8.1
White	3	0	49	12	17	.706	0	0	---	0	0	---	1	5	6	0	6	0	1	2	1	24	8.0
Livingston (TOT)	6	0	125	17	34	.500	0	0	---	1	2	.500	1	16	17	11	7	0	3	6	2	35	5.8
Livingston (OKC)	17	0	95	15	28	.536	0	0	---	0	0	---	0	14	15	7	4	0	2	4	0	30	7.5
Smith	18	0	372	50	119	.420	1	3	.333	23	32	.719	34	64	98	14	38	1	7	10	11	124	6.9
Watson	33	10	829	70	177	.395	6	30	.200	40	50	.800	16	68	84	182	66	0	26	62	4	186	5.6
Wilkins	22	5	328	37	106	.349	11	31	.355	26	30	.867	14	31	45	19	30	0	15	22	3	111	5.0
Weaver	26	6	503	50	118	.424	11	38	.289	20	25	.800	19	39	58	47	36	0	17	30	12	311	11.9
Rose (TOT)	18	0	197	20	49	.408	0	1	.000	14	21	.666	4	33	37	13	29	0	6	20	0	54	3.0
Rose (OKC)	10	0	143	18	39	.462	0	1	.000	9	15	.600	4	26	30	12	19	0	6	11	0	45	4.5
Swift	12	7	186	19	36	.528	0	0	---	7	9	.778	9	34	43	7	27	0	5	10	45	3.8	
Atkins (TOT)	17	0	81	9	29	.310	8	34	.235	10	10	1.000	1	8	9	30	4	0	6	5	1	56	3.3
Atkins (OKC)	10	0	123	13	41	.317	4	21	.190	6	6	1.000	1	5	6	16	6	0	4	5	0	36	3.6
Petro	12	7	166	19	49	.388	0	0	---	3	6	.500	13	31	44	3	22	0	4	9	1	41	3.4
Sené	3	0	11	2	3	.667	0	0	---	3	5	.600	2	4	6	0	1	0	1	1	1	7	2.3
Hill	1	0	2	1	1	1.000	0	0	---	0	0	---	2	1	3	0	0	0	0	0	0	2	2.0

TEAM	41	-	9865	1487	3284	.453	164	467	.351	762	1002	.760	483	1286	2101	818	793	3	297	678	194	3900	95.1
OPPONENTS	41	-	9865	1554	3355	.463	252	692	.364	691	899	.769	406	1214	1945	771	824	4	361	569	183	4051	98.8

2008-09 FINAL ROAD GAME STATISTICS (8-33)

PLAYER	G	GS	MIN	-FIELD GOALS-			--3-POINT FG--			-FREE THROWS-			--REBOUNDS--			STL	DQ	TO	BLK	PTS	AVG		
				FG	FGA	PCT	FG	FGA	PCT	FT	FTA	PCT	OFF	DEF	TOT							AST	PF
Durant	37	37	1382	319	673	.474	39	104	.375	236	270	.874	50	198	248	88	71	0	58	108	25	913	24.7
Green	40	40	1477	254	563	.451	47	121	.388	148	179	.827	68	207	275	87	100	0	40	88	14	703	17.6
Westbrook	41	34	1371	227	580	.391	18	66	.273	208	245	.849	107	99	206	226	96	0	54	136	7	680	16.6
Krsic	25	16	900	99	214	.463	0	0	---	27	34	.794	41	82	123	14	67	0	11	25	27	225	9.0
Sefolosha (TOT)	36	17	786	81	188	.431	10	47	.213	247	341	.731	31	105	136	56	50	0	37	32	18	209	5.8
Sefolosha (OKC)	11	10	348	34	82	.415	2	15	.133	24	27	.889	17	50	67	17	28	0	20	11	8	95	8.5
Livingston (TOT)	4	1	105	14	26	.538	0	0	---	8	8	1.000	2	9	11	9	5	0	4	4	0	36	6.0
Livingston (OKC)	4	0	94	13	24	.542	0	0	---	6	6	1.000	2	9	11	9	5	0	3	2	0	32	8.0
Collison	35	16	857	112	214	.523	0	0	---	40	58	.690	83	135	218	39	123	3	25	32	21	264	7

2008-09 MISCELLANEOUS STATISTICS



THUNDER VS. THE NBA IN 2008-09

	RECORD	HOME	ROAD	OT
OVERALL	23-59	15-26	8-33	2-3
Atlantic	4-6	4-1	0-5	0-1
Central	2-8	1-4	1-4	1-0
Southeast	2-8	2-3	0-5	
EASTERN	8-22	7-8	1-14	1-1
Southwest	6-12	3-6	3-6	1-1
Northwest	4-12	3-5	1-7	
Pacific	5-13	2-7	3-6	0-1
WESTERN	15-37	8-18	7-19	1-2

Head Coach: Scott Brooks

Overall: 1 Year; 22-47 (.319)

W/Club : 1 Year; 22-47 (.319)

TEAM WINNING AND LOSING STREAKS

OVERALL	HOME	ROAD
Win - 1	Win - 1	Win - 1
Long: Win - 3	Win - 4	Win - 1
Loss - 14	Loss - 11	Loss - 9
Last Win - 04/15 at L.A. Clippers 126-85	Last Win - 04/10 vs. Charlotte 84-81	Last Win - 04/15 at L.A. Clippers 126-85
Last Loss - 04/13 at Portland 83-113	Last Loss - 04/07 vs. San Antonio 89-99	Last Loss - 04/13 at Portland 83-113

	WON	LOST	OFFENSE	VS. OPPONENT	HOME ATTENDANCE
Oct.	0	1	100+ 10-14	If Opp W/L to date:	41 Games
Nov.	2	15	100< 13-45	.500+ 8-40	766,868 Total
Dec.	2	13	DEFENSE	.500- 15-19	18,704 Average
Jan.	7	7	100+ 5-48		19,136 High
Feb.	3	9	100< 18-11		18 Sellouts
Mar.	7	8			
Apr.	2	6			

After 82 games in the 2007-08 season: 20-62

THUNDER MARGINS OF VICTORY/DEFEAT

MARGINS	1	2	3	4	5	6	7	8	9	10	11	12	13	14	15	16	17	18	19	20	21	22	23
Won By:	3	1	3		1		3	3	3	1	1	1			1							1	
Lost By:	2	6	1	4	1	3	4	2	2	6	5	2	3	2		1	2	3	1	2		1	

MARGINS	24	25	26	27	28	29	30	31	32	33	34	35	36	37	38	39	40	41	42	43	44	45	46+
Won By:																		1					
Lost By:		2						1				2								1			

At Start Of:	OVERALL	HOME	ROAD	FG%	OVERALL	HOME	ROAD
2nd Ahead:	14-17	8-7	6-10	-44%	9-35	5-15	4-20
2nd Behind:	7-38	5-17	2-21	45-49%	6-15	4-6	2-9
2nd Tied:	2-4	2-2	0-2	50-54%	8-8	6-4	2-4
3rd Ahead:	17-14	11-8	6-6	55-59%	0-1	0-1	0-0
3rd Behind:	5-43	4-18	1-25	+60%	0-0	0-0	0-0
3rd Tied:	1-2	0-0	1-2				
4th Ahead:	19-7	13-5	6-2				
4th Behind:	4-49	2-21	2-28				
4th Tied:	0-3	0-0	0-3				



2008-09 GAME-BY-GAME RESULTS

DATE	OPPONENT	RESULT	HOME	ROAD	TOTAL	HIGH SCORER	HIGH REBOUNDER	HIGH ASSISTS	OPP. HIGH SCORER	ATT.
10/29	Milwaukee	L, 87-198	0-1	0-0	0-1	Wilcox-13	Wilcox-6	Watson-4	Jefferson-20	19,136
11/1	at Houston	L, 77-89	0-1	0-1	0-2	Durant-26	Petro-9	Watson-8	McGrady-22	16,996
11/2	Minnesota	W, 88-85	1-1	0-1	1-2	Durant-18	Collison-10	Watson-4	Jefferson-24	18,163
11/5	Boston	L, 83-96	1-2	0-1	1-3	Durant-17	Wilcox-8	Watson-5	Pierce-20	19,136
11/7	at Utah	L, 97-104	1-2	0-2	1-4	Durant-24	Smith/Wilcox-6	Durant/Watson-3	Boozer-21	19,911
11/9	Atlanta	L, 85-89	1-3	0-2	1-5	Durant-20	Smith-9	Watson-6	Johnson-25	18,231
11/10	at Indiana	L, 99-107	1-3	0-3	1-6	Durant-37	3 Tied with-8	Watson-9	Ford-24	10,165
11/12	Orlando	L, 92-109	1-4	0-3	1-7	Green-25	Green-10	Watson-8	Howard-30	18,185
11/14	at New York	L, 106-116	1-4	0-4	1-8	Durant-23	Swift-13	Watson-8	Randolph-29	18,008
11/15	at Philadelphia	L, 85-110	1-4	0-5	1-9	Green-21	Petro-12	Green/Westbrook-4	Young-23	13,385
11/17	Houston	L, 89-100	1-5	0-5	1-10	Durant-29	Petro/Swift-8	Durant/Watson-4	Scola-23	18,145
11/19	L.A. Clippers	L, 88-108	1-6	0-5	1-11	Durant-18	Smith-7	Watson-5	Kaman-25	18,312
11/21	New Orleans	L, 80-105	1-7	0-5	1-12	Durant-17	Collison-13	Watson-4	West-19	19,136
11/22	at New Orleans	L, 97-109	1-7	0-6	1-13	Durant-30	Wilcox-10	Westbrook-11	West-33	16,023
11/25	Phoenix	L, 98-99	1-8	0-6	1-14	Durant-29	3 Tied with-6	Watson-13	Stoudemire-22	19,136
11/26	at Cleveland	L, 82-117	1-8	0-7	1-15	Wilcox-14	Collison/Wilcox-5	Weaver/Westbrook-5	Ilgauskas-17	19,753
11/28	Minnesota	L, 103-105	1-9	0-7	1-16	Green/Durant-22	Wilcox-7	Westbrook-8	Smith-23	18,229
11/29	at Memphis	W, 111-103	1-9	1-7	2-16	Durant-30	Durant-7	Watson-7	Mayo-30	11,977
12/3	at Charlotte	L, 97-103	1-9	1-8	2-17	Durant-24	Green-6	Watson-11	Okafor-25	11,629
12/5	at Orlando	L, 89-98	1-9	1-9	2-18	Westbrook-19	Durant-10	Westbrook-5	Howard-21	16,812
12/6	at Miami	L, 99-105	1-9	1-10	2-19	Westbrook-30	Green-9	Watson-12	Wade-38	17,585
12/8	Golden State	L, 102-112	1-10	1-10	2-20	Durant-41	Collison/Durant-10	Watson/Westbrook-7	Crawford-19	17,854
12/10	Memphis	L, 102-108	1-11	1-10	2-21	Durant-28	Collison-8	Watson-7	Gay-22	18,009
12/13	at Dallas	L, 99-103	1-11	1-11	2-22	Green-25	3 Tied with-8	Watson/Westbrook-6	Nowitzki-46	20,190
12/14	at San Antonio	L, 104-109	1-11	1-12	2-23	Green-23	Durant-13	Collison-5	Parker-22	17,419
12/16	L.A. Clippers	L, 88-98	1-12	1-12	2-24	Durant-25	Mason/Westbrook-7	Watson-12	Gordon/Randolph-22	18,275
12/19	Toronto	W, 91-83	2-12	1-12	3-24	Durant-26	Mason-10	Westbrook-8	Bosh-22	18,806
12/21	Cleveland	L, 91-102	2-13	1-12	3-25	Durant-26	Green-10	Westbrook-11	James-31	19,136
12/23	at Atlanta	L, 88-99	2-13	1-13	3-26	Durant-28	Green-14	Watson-7	Williams-21	12,138
12/26	at Detroit	L, 88-90	2-13	1-14	3-27	Durant-26	Smith-10	Watson-6	Iverson-22	22,076
12/27	at Washington	L, 95-104	2-13	1-15	3-28	Durant-25	Durant-11	Watson-6	Jamison-29	16,181
12/29	Phoenix	L, 102-110	2-14	1-15	3-29	Westbrook-31	Green-11	Westbrook-5	O'Neal-28	19,136
12/31	Golden State	W, 107-100	3-14	1-15	4-29	Green-26	Durant-10	Durant/Watson-6	Azubuike-24	18,229
1/2	Denver	L, 120-122	3-15	1-15	4-30	Durant-33	Durant-9	Watson-7	Anthony-31	18,613
1/6	New York	W, 107-99	4-15	1-15	5-30	Durant/Green-27	Durant-12	Westbrook-9	Harrington-21	18,487
1/7	at Minnesota	L, 87-129	4-15	1-16	5-31	Collison-17	Collison-10	Westbrook-12	Foye-32	10,272
1/9	Houston	L, 96-98	4-16	1-16	5-32	Durant-27	Collison-10	Westbrook-6	McGrady-26	19,136
1/10	at Chicago	W, 109-98 (OT)	4-16	2-16	6-32	Durant-28	3 Tied with-12	Watson-11	Gordon-22	20,469
1/12	at New Jersey	L, 99-103 (OT)	4-16	2-17	6-33	Durant-26	Green-10	Watson-9	Lopez-31	12,972
1/14	Utah	W, 114-93	5-16	2-17	7-33	Green-23	Collison/Krstic-11	Westbrook-7	Williams-25	18,437
1/16	Detroit	W, 89-79	6-16	2-17	8-33	Durant-32	Green-14	Westbrook-6	Hamilton/Prince-18	19,136

2008-09 GAME-BY-GAME RESULTS



DATE	OPPONENT	RESULT	HOME	ROAD	TOTAL	HIGH SCORER	HIGH REBOUNDER	HIGH ASSISTS	OPP. HIGH SCORER	ATT.
1/18	Miami	L, 94-104	6-17	2-17	8-34	Durant-31	Westbrook-8	Watson-6	Wade-32	19,136
1/21	at Golden State	W, 122-121	6-17	3-17	9-34	Westbrook-30	Durant-12	Westbrook-7	Jackson-29	19,318
1/23	at L.A. Clippers	L, 104-107	6-17	3-18	9-35	Durant-46	Durant-15	Weaver-5	Gordon-41	14,913
1/26	New Jersey	W, 94-85	7-17	3-18	10-35	Durant-18	Wilcox-9	Durant/Westbrook-4	Lopez-18	18,264
1/28	Memphis	W, 114-102 (OT)	8-17	3-18	11-35	Durant-35	Durant-10	Durant-6	Gay-25	18,450
1/30	at Utah	L, 90-110	8-17	3-19	11-36	Durant-29	Durant-10	Durant/Watson-4	Williams-24	19,911
2/1	at Sacramento	L, 118-122 (OT)	8-17	3-20	11-37	Westbrook-34	Collison-14	Westbrook-8	Martin-37	10,817
2/4	Denver	L, 113-114	8-18	3-20	11-38	Durant-31	Collison/Durant-8	Watson-8	Anthony-32	18,332
2/6	Portland	W, 102-93	9-18	3-20	12-38	Durant-31	Collison-13	Watson-11	Roy-32	18,694
2/8	Sacramento	W, 116-113	10-18	3-20	13-38	Durant-39	3 Tied with-7	Westbrook-8	Udrih-29	18,271
2/10	at L.A. Lakers	L, 98-105	10-18	3-21	13-39	Durant-31	Durant-10	Westbrook-7	Bryant-34	18,997
2/11	at Portland	L, 92-106	10-18	3-22	13-40	Westbrook-21	Westbrook-12	Watson-5	Roy-22	20,050
2/17	New Orleans	L, 98-100	10-19	3-22	13-41	Durant-47	Krstic-10	Watson-7	West-37	18,593
2/20	at Phoenix	L, 118-140	10-19	3-23	13-42	Durant-35	Green-14	Westbrook-8	Barbosa-41	18,422
2/21	at Golden State	L, 120-133	10-19	3-24	13-43	Durant-32	Green-15	Westbrook-11	Jackson-26	19,108
2/24	L.A. Lakers	L, 93-107	10-20	3-24	13-44	Durant-32	Krstic-11	Durant-6	Bryant-36	19,136
2/27	at Dallas	L, 108-110 (OT)	10-20	3-25	13-45	Westbrook-33	Green-12	Watson-11	Nowitzki-41	20,007
2/28	at Memphis	W, 99-92	10-20	4-25	14-45	Green-27	Sefolosh-11	Westbrook-7	Gay-20	10,074
3/2	Dallas	W, 96-87	11-20	4-25	15-45	Krstic-26	Westbrook-10	Westbrook-10	Nowitzki-28	18,527
3/4	Washington	W, 88-83	12-20	4-25	16-45	Krstic-18	Collison-10	Westbrook-8	Jamison-29	18,576
3/7	at New Orleans	L, 90-108	12-20	4-26	16-46	Westbrook-24	Collison-8	Rose-5	Paul-21	18,114
3/8	Philadelphia	W, 89-74	13-20	4-26	17-46	Krstic-20	Collison-11	Westbrook-5	Miller/Young-20	18,738
3/10	at Sacramento	W, 99-98	13-20	5-26	18-46	Green/Westbrook-22	Krstic-15	Westbrook-4	Hawes-20	10,784
3/11	at Denver	L, 99-112	13-20	5-27	18-47	Green-19	Sefolosh-9	Watson-7	Anthony-22	16,186
3/14	at Phoenix	L, 95-106	13-20	5-28	18-48	Durant-22	Green-10	Westbrook-7	Barbosa-22	18,422
3/16	San Antonio	W, 78-76	14-20	5-28	19-48	Durant-25	Collison-10	Atkins-3	Parker-28	19,136
3/18	Chicago	L, 96-103	14-21	5-28	19-49	Durant-28	Collison-13	Westbrook-6	Rose-25	19,136
3/20	Utah	L, 94-101	14-22	5-28	19-50	Durant-24	Durant-12	Durant-5	Williams-24	19,136
3/22	at Minnesota	W, 97-90	14-22	6-28	20-50	Durant-30	Durant/Westbrook-8	Westbrook-10	Smith-19	18,561
3/24	L.A. Lakers	L, 89-107	14-23	6-28	20-51	Durant-24	Collison-8	Westbrook-6	Bryant-19	19,136
3/27	at Toronto	L, 96-112	14-23	6-29	20-52	Collison-21	Collison/Sefolosh-7	Westbrook-5	Bosh-21	17,127
3/29	at Boston	L, 84-103	14-23	6-30	20-53	Westbrook-23	Green-9	Weaver-7	Pierce-27	18,624
3/31	at San Antonio	W, 96-95	14-23	7-30	21-53	Durant-31	Durant/Krstic-8	Westbrook-10	Duncan-21	18,797
4/3	Portland	L, 72-107	14-24	7-30	21-54	Durant-13	Westbrook-8	Atkins/Westbrook-4	Aldridge-35	19,136
4/5	Indiana	L, 99-117	14-25	7-30	21-55	Durant-25	Livingston/Westbrook-7	Livingston-5	Granger-24	19,136
4/7	San Antonio	L, 89-99	14-26	7-30	21-56	Durant-24	Sefolosh-9	Durant/Westbrook-6	Duncan-25	19,136
4/8	at Denver	L, 112-122	14-26	7-31	21-57	Durant-31	Durant-7	Westbrook-11	Anthony-31	16,536
4/10	Charlotte	W, 84-103	15-26	7-31	22-57	Durant-20	Green-11	Westbrook-11	Augustin-20	19,136
4/11	at Milwaukee	L, 98-115	15-26	7-32	22-58	Durant-19	Weaver-9	Watson-7	Jefferson-35	15,418
4/13	at Portland	L, 83-113	15-26	7-33	22-59	Watson-16	Krstic-7	Westbrook-7	Outlaw-21	20,655
4/15	at L.A. Clippers	W, 126-85	15-26	8-33	23-59	Durant-26	White-11	Watson-14	Gordon-22	19,060



2008-09 GAME-BY-GAME STATISTICS

DATE	OPPONENT	FG-FGA	PCT	3FG-A	PCT	FT-FTA	PCT	OR	DR	TR	A	PF	ST	TO	BS	PTS
10/29	Milwaukee	32-73	.438	1-6	.167	22-31	.710	13	22	35	16	23	9	20	3	87
11/1	at Houston	34-85	.400	0-4	.000	9-12	.750	5	34	39	18	23	9	16	8	77
11/2	Minnesota	37-88	.420	1-3	.333	13-20	.650	19	31	50	15	15	9	13	6	88
11/5	Boston	31-84	.369	6-13	.462	15-19	.789	13	33	46	15	23	5	15	5	83
11/7	at Utah	35-81	.432	5-8	.625	22-30	.733	10	26	36	15	29	10	14	5	97
11/9	Atlanta	34-87	.391	2-8	.250	15-20	.750	14	34	48	16	23	5	17	2	85
11/10	at Indiana	36-93	.387	5-11	.455	22-26	.846	19	32	51	19	24	5	18	5	99
11/12	Orlando	34-91	.374	3-11	.273	21-27	.778	10	40	50	14	21	2	13	4	92
11/14	at New York	44-93	.473	1-7	.143	17-24	.708	12	40	52	23	28	5	16	4	106
11/15	at Philadelphia	34-86	.395	2-7	.286	15-21	.714	12	33	45	20	19	9	19	5	85
11/17	Houston	34-84	.405	3-8	.375	18-27	.667	14	25	39	16	18	10	13	4	89
11/19	L.A. Clippers	30-75	.400	5-10	.500	23-23	1.000	9	33	42	16	19	6	21	5	88
11/21	New Orleans	26-71	.366	3-7	.429	25-29	.862	9	39	48	14	22	6	26	1	80
11/22	at New Orleans	38-72	.528	5-12	.417	16-23	.696	7	22	29	21	19	7	12	1	97
11/25	Phoenix	36-86	.419	5-10	.500	21-24	.875	15	25	40	28	14	13	14	3	98
11/26	at Cleveland	29-82	.354	2-9	.222	22-31	.710	9	19	28	17	22	11	12	6	82
11/28	Minnesota	39-78	.500	7-16	.438	18-27	.667	7	26	33	23	26	6	10	2	103
11/29	at Memphis	38-73	.521	3-11	.273	32-38	.842	10	20	30	19	19	8	11	5	111
12/3	at Charlotte	36-66	.545	7-11	.636	18-28	.643	5	23	28	24	26	6	19	8	97
12/5	at Orlando	36-83	.434	3-9	.333	14-21	.667	14	32	46	20	20	9	17	4	89
12/6	at Miami	35-81	.432	5-13	.385	24-30	.800	8	31	39	20	22	7	14	4	99
12/8	Golden State	41-96	.427	8-23	.348	12-20	.600	17	31	48	26	26	7	22	8	102
12/10	Memphis	37-72	.514	4-7	.571	24-30	.800	7	30	37	26	29	4	16	7	102
12/13	at Dallas	40-87	.460	3-12	.250	16-17	.941	16	32	48	16	19	8	15	5	99
12/14	at San Antonio	44-85	.518	6-17	.353	10-12	.833	8	29	37	19	22	5	11	6	104
12/16	L.A. Clippers	36-79	.456	2-9	.222	14-24	.583	14	31	45	25	17	10	21	6	88
12/19	Toronto	36-81	.444	3-13	.231	16-27	.593	15	39	54	20	19	6	18	5	91
12/21	Cleveland	35-79	.443	7-15	.467	14-19	.737	14	27	41	21	15	5	16	1	91
12/23	at Atlanta	34-91	.374	5-12	.417	15-21	.714	19	33	52	22	18	3	12	1	88
12/26	at Detroit	37-82	.451	2-9	.222	12-19	.632	11	35	46	20	13	3	15	3	88
12/27	at Washington	37-77	.481	5-12	.417	16-19	.842	11	31	42	23	11	7	20	11	95
12/29	Phoenix	38-72	.528	5-15	.333	21-31	.667	7	28	35	21	26	7	15	4	102
12/31	Golden State	41-85	.482	3-8	.375	22-27	.815	14	31	45	18	22	12	16	6	107
1/2	Denver	45-77	.584	8-13	.615	22-26	.846	7	23	30	25	26	8	16	5	120
1/6	New York	39-74	.527	5-16	.313	24-31	.774	9	37	46	23	16	9	19	8	107
1/7	at Minnesota	35-88	.398	3-11	.273	14-16	.875	7	31	38	23	19	4	16	4	87
1/9	Houston	39-81	.481	4-8	.500	14-16	.875	12	32	44	20	25	6	22	4	96
1/10	at Chicago	40-98	.408	1-10	.100	28-34	.824	22	37	59	25	21	11	19	4	109
1/12	at New Jersey	36-82	.439	3-10	.300	24-29	.828	11	37	48	20	21	6	23	4	99
1/14	Utah	39-71	.549	3-6	.500	33-38	.868	9	39	48	17	23	6	19	3	114
1/16	Detroit	35-82	.427	4-9	.444	15-20	.750	14	38	52	24	15	4	14	5	89

2008-09 GAME-BY-GAME STATISTICS



DATE	OPPONENT	FG-FGA	PCT	3FG-A	PCT	FT-FTA	PCT	OR	DR	TR	A	PF	ST	TO	BS	PTS
1/18	Miami	34-72	.472	4-13	.308	22-30	.733	7	32	39	18	15	6	18	6	94
1/21	at Golden State	42-85	.494	8-13	.615	30-33	.909	14	25	39	24	27	8	15	1	122
1/23	at L.A. Clippers	32-75	.427	7-15	.467	33-39	.846	17	31	48	17	24	3	18	4	104
1/26	New Jersey	30-73	.411	4-11	.364	30-38	.789	15	37	52	18	14	6	19	7	94
1/28	Memphis	44-86	.512	8-13	.615	18-29	.621	12	35	47	25	17	8	15	8	114
1/30	at Utah	34-71	.479	2-11	.182	20-25	.800	14	29	43	14	24	3	25	2	90
2/1	at Sacramento	41-90	.456	3-14	.214	33-39	.846	21	30	51	21	29	6	18	3	118
2/4	Denver	42-84	.500	6-16	.375	23-31	.742	17	28	45	24	14	6	16	3	113
2/6	Portland	40-80	.500	2-7	.286	20-24	.833	11	32	43	23	17	6	14	4	102
2/8	Sacramento	45-85	.529	4-11	.364	22-28	.786	11	30	41	23	15	7	11	5	116
2/10	at L.A. Lakers	35-89	.393	7-18	.389	21-25	.840	10	36	46	25	20	8	14	6	98
2/11	at Portland	32-82	.390	1-7	.143	27-32	.844	14	21	35	21	20	7	11	3	92
2/17	New Orleans	36-84	.429	6-23	.261	20-25	.800	13	32	45	19	17	5	11	3	98
2/20	at Phoenix	44-96	.458	12-21	.571	18-21	.857	19	28	47	26	27	5	23	4	118
2/21	at Golden State	45-86	.523	2-14	.143	28-33	.848	16	28	44	28	23	14	23	2	120
2/24	L.A. Lakers	33-79	.418	5-15	.333	22-29	.759	12	33	45	17	18	6	17	1	93
2/27	at Dallas	39-96	.406	7-16	.438	23-26	.885	19	33	52	23	27	8	14	2	108
2/28	at Memphis	33-81	.407	4-12	.333	29-36	.806	13	29	42	17	20	10	14	6	99
3/2	Dallas	38-77	.494	5-13	.385	15-17	.882	11	30	41	23	18	7	18	6	96
3/4	Washington	37-74	.500	3-12	.250	11-17	.647	11	30	41	23	20	7	16	5	88
3/7	at New Orleans	33-83	.398	5-22	.227	19-21	.905	14	24	38	15	19	12	16	2	90
3/8	Philadelphia	35-73	.479	2-9	.222	17-21	.810	10	31	41	16	20	13	21	5	89
3/10	at Sacramento	37-83	.446	3-12	.250	22-23	.957	14	30	44	15	17	11	24	3	99
3/11	at Denver	33-82	.402	3-13	.231	30-32	.938	18	25	43	13	22	8	16	7	99
3/14	at Phoenix	37-80	.463	3-12	.250	18-20	.900	12	26	38	18	24	8	22	3	95
3/16	San Antonio	29-81	.358	3-7	.429	17-21	.810	10	33	43	13	11	10	12	4	78
3/18	Chicago	39-82	.476	2-11	.182	16-21	.762	13	18	31	13	19	11	15	9	96
3/20	Utah	39-87	.448	5-16	.313	11-14	.786	14	32	46	25	28	5	18	3	94
3/22	at Minnesota	37-83	.446	4-11	.364	19-27	.704	12	34	46	22	19	10	10	3	97
3/24	L.A. Lakers	34-82	.415	3-18	.167	18-21	.857	11	34	45	27	17	7	19	4	89
3/27	at Toronto	35-84	.417	3-13	.231	23-29	.793	8	29	37	21	14	5	11	6	96
3/29	at Boston	30-83	.361	1-5	.200	23-28	.821	11	25	36	18	18	6	12	8	84
3/31	at San Antonio	37-75	.493	5-8	.625	17-24	.708	8	28	36	21	15	7	11	1	96
4/3	Portland	27-74	.365	2-11	.182	16-20	.800	9	23	32	16	15	5	12	6	72
4/5	Indiana	40-91	.440	1-8	.125	18-26	.692	12	32	44	22	19	11	15	5	99
4/7	San Antonio	34-75	.453	6-9	.667	15-21	.714	99	33	42	18	18	6	11	3	89
4/8	at Denver	41-87	.471	5-12	.417	25-29	.862	13	27	40	25	27	9	16	6	112
4/10	Charlotte	37-79	.468	1-10	.100	9-13	.692	13	37	50	17	18	10	24	10	84
4/11	at Milwaukee	36-85	.424	7-14	.500	19-23	.826	13	31	44	22	19	4	16	0	98
4/13	at Portland	33-82	.402	2-12	.167	15-19	.789	8	28	36	19	17	9	11	8	83
4/15	at L.A. Clippers	48-89	.539	4-12	.333	26-32	.813	12	37	49	36	15	17	13	4	126



2008-09 TEAM HIGHS AND LOWS

TEAM HIGHS			TEAM LOWS		
POINTS	126	at L.A. Clippers, 4/15	72	Portland, 4/3	
1ST QUARTER	38	at Golden State, 2/21	14 (5x)	Last, Portland, 4/3	
2ND QUARTER	39	Denver, 2/4	14	at Utah, 11/7	
3RD QUARTER	36 (2x)	Last, Phoenix, 2/20	11	Boston, 11/5	
4TH QUARTER	35 (2x)	Last, at San Antonio, 12/14	12	New Jersey, 1/26	
1ST HALF	72	at Golden State, 1/21	29	at Utah, 11/17	
2ND HALF	68 (2x)	Last, at Memphis, 11/29	36 (2x)	Last, L.A. Clippers, 11/19	
1ST OVERTIME	15	at Chicago, 1/10	6	at Sacramento, 2/1	
FG MADE	48	at L.A. Clippers, 4/15	26	New Orleans, 11/21	
FG ATTEMPTED	98	at Chicago, 1/10	66	at Charlotte, 12/3	
FG PERCENTAGE	.584	Denver, 1/2	.354	at Cleveland, 11/26	
3P MADE	12	at Phoenix, 2/20	0	at Houston, 11/1	
3P ATTEMPTED	23 (2x)	Last, New Orleans, 2/7	3	Minnesota, 11/2	
3P PERCENTAGE	.667	San Antonio, 4/7	.000	at Houston, 11/1	
FT MADE	33 (3x)	Last, at Sacramento, 2/1	9 (2x)	Last, Charlotte, 4/10	
FT ATTEMPTED	39 (2x)	Last, at Sacramento 2/1	12 (2x)	Last, at San Antonio, 12/14	
FT PERCENTAGE	1.000	L.A. Clippers, 11/19	.583	L.A. Clippers, 12/16	
OFF. REBOUNDS	22	at Chicago, 1/10	5 (2x)	Last, at Charlotte, 12/3	
DEF. REBOUNDS	40 (2x)	Last, at New York, 11/14	18	Chicago, 3/18	
TOT. REBOUNDS	59	at Chicago, 1/10	28 (2x)	Last, at Charlotte 12/3	
ASSISTS	36	at L.A. Clippers, 4/15	13 (3x)	Last, Chicago, 3/18	
STEALS	17	at L.A. Clippers, 4/15	2	Orlando, 11/12	
TURNOVERS	26	New Orleans, 11/21	10 (2x)	Last, at Minnesota, 3/22	
BLOCKS	11	at Washington, 12/27	0	at Milwaukee, 4/11	

OPPONENT TEAM HIGHS			OPPONENT TEAM LOWS		
POINTS	140	at Phoenix, 2/20	74	Philadelphia, 3/8	
1ST QUARTER	42	at Minnesota, 1/7	16	at Minnesota, 3/22	
2ND QUARTER	41	at Phoenix, 2/20	12	Philadelphia, 3/8	
3RD QUARTER	36 (2x)	Last, at Denver, 4/8	14 (3x)	Last, Minnesota, 3/22	
4TH QUARTER	37	at Phoenix, 2/20	12 (2x)	Last, Detroit, 1/16	
1ST HALF	79	at Phoenix, 2/20	36	Toronto, 12/19	
2ND HALF	69 (2x)	Last, at Denver, 4/8	33	Detroit, 1/16	
1ST OVERTIME	15 (2x)	Last, at Dallas, 2/27	2	Memphis, 1/28	
FG MADE	53	at Phoenix, 2/20	28 (2x)	Last, Philadelphia, 3/8	
FG ATTEMPTED	100	at Washington, 12/27	71	Philadelphia, 3/8	
FG PERCENTAGE	.608	at Cleveland, 11/26	.333	Charlotte, 4/10	
3P MADE	13	at Orlando, 12/5	1 (2x)	Last, Utah, 3/20	
3P ATTEMPTED	34	New York, 1/6	8 (2x)	Last, Detroit, 1/16	
3P PERCENTAGE	.667	Sacramento, 2/8	.118	Toronto, 12/19	
FT MADE	38	at Golden State, 1/21	3	Detroit, 1/16	
FT ATTEMPTED	40 (2x)	Last, Golden State, 1/21	8	Detroit, 1/16	
FT PERCENTAGE	1.000	Minnesota, 11/2	.375	Detroit, 1/16	
OFF. REBOUNDS	21 (2x)	Last, Portland, 4/3	3 (3x)	Last, L.A. Lakers, 2/24	
DEF. REBOUNDS	42	at Portland, 4/13	19	Utah, 1/14	
TOT. REBOUNDS	58	at Philadelphia, 11/15	26	Utah, 1/14	
ASSISTS	36	at Phoenix, 2/20	9	Philadelphia, 3/8	
STEALS	16	New Jersey, 1/26	1	Minnesota, 11/28	
TURNOVERS	23	Golden State, 12/8	7	at L.A. Clippers, 1/23	
BLOCKS	16	Orlando, 11/12	0	New York, 1/6	

2008-09 INDIVIDUAL HIGHS



INDIVIDUAL HIGHS

	HIGH	PLAYER	OPPONENT	DATE
Minutes	50	Kevin Durant	at Sacramento (OT)	2/1
FG Made	16	Kevin Durant	New Orleans	2/17
	16	Kevin Durant	Sacramento	2/8
FG Attempted	32	Russell Westbrook	at Dallas	2/27
3P Made	6	Kevin Durant	Golden State	12/8
3P Attempted	10	Kevin Durant	Golden State	12/8
FT Made	24	Kevin Durant	at L.A. Clippers	1/23
FT Attempted	26	Kevin Durant	at L.A. Clippers	1/23
Off. Rebounds	8	Russell Westbrook	at Portland	2/11
Def. Rebounds	13	Kevin Durant	at L.A. Clippers	1/23
Tot. Rebounds	15	Nenad Krstic	at Sacramento	3/10
	15	Jeff Green	at Golden State	2/21
	15	Kevin Durant	at L.A. Clippers	1/23
Assists	14	Earl Watson	at L.A. Clippers	4/15
Steals	5	Thabo Sefolosha	at Sacramento	3/10
	5 (3x)	Russell Westbrook	Last, Golden State	12/31
	5	Kevin Durant	at Dallas	12/13
Blocks	4 (2x)	Thabo Sefolosha	Last, at Boston	3/29
	4	Kevin Durant	Memphis	1/28
	4	Joe Smith	New York	1/6
	4	Nick Collison	at Charlotte	12/3
Points	47	Kevin Durant	New Orleans	2/17

OPPONENTS INDIVIDUAL HIGHS

	HIGH	PLAYER	OPPONENT	DATE
Minutes	49	Rudy Gay	Memphis (OT)	1/28
FG Made	17	Dirk Nowitzki	at Dallas	12/13
FG Attempted	30	Dirk Nowitzki	at Dallas	2/27
	30	Dirk Nowitzki	at Dallas	12/13
3P Made	6	Troy Murphy	Indiana	4/5
	6	Randy Foye	at Minnesota	1/7
3P Attempted	9	Randy Foye	at Minnesota	1/7
	9	Jamal Crawford	at New York	11/14
FT Made	12	Kevin Martin	at Sacramento	2/1
	12	Eric Gordon	at L.A. Clippers	1/23
FT Attempted	15 (3x)	Kevin Martin	Last, at Sacramento	2/1
Off. Rebounds	10	Dwight Howard	at Orlando	12/5
Def. Rebounds	15	Andris Beidrins	Golden State	12/8
Tot. Rebounds	23	Dwight Howard	at Orlando	12/5
Assists	16	Chris Paul	at New Orleans	11/22
Steals	7	Cuttino Mobley	L.A. Clippers	11/19
Blocks	10	Dwight Howard	Orlando	11/12
Points	46	Dirk Nowitzki	at Dallas	12/13



2008-09 INDIVIDUAL AND TEAM HIGHS

PLAYER	MINUTES	FIELD GOALS		FREE THROWS		REBOUNDS			ASSISTS	STEALS	TURNOVERS	BLOCKED SHOTS		POINTS
		OFFENSIVE	DEFENSIVE	TOTAL	OFFENSIVE	DEFENSIVE	TOTAL	OFFENSIVE				DEFENSIVE		
CHUCKY ATKINS Den. - OKC.	29 MAR. 7 at N.O.	3 (4) APR. 3 vs POR	2 (7) MAR. 31 at S.A.	2 MAR. 7 at N.O.	2 (4) MAR. 31 at S.A.	2 (8) MAR. 31 at S.A.	5 NOV. 29 at Minn.	2 JAN. 28 vs Mem.	2 MAR. 24 vs LA-L	1 (2) MAR. 31 at S.A.	10 JAN. 28 vs Mem.			
NICK COLLISON	40 JAN. 14 vs Utah	9 (2) MAR. 27 at S.A.	7 FEB. 6 vs Port.	8 (7) MAR. 18 vs Phil.	10 NOV. 21 at N.O.	14 FEB. 1 at S.A.	5 (7) DEC. 14 at S.A.	4 (2) APR. 15 at LA-C	4 (2) MAR. 8 vs Phil.	4 (2) DEC. 3 at Cha.	21 (3) MAR. 27 at Tor.			
KEVIN DURANT	50 FEB. 1 at Sac.	16 (2) FEB. 17 vs N.O.	24 (2) JAN. 23 at LA-C	4 (2) MAR. 20 vs Utah	13 (2) JAN. 23 at LA-C	15 (2) JAN. 23 at LA-C	7 FEB. 4 vs Tor.	5 (2) DEC. 13 at Dall.	7 JAN. 9 vs Hou.	4 (2) JAN. 28 vs N.O.	47 (2) FEB. 17 vs N.O.			
JEFF GREEN	48 (2) FEB. 1 at Sac.	14 (7) DEC. 14 at S.A.	14 (7) MAR. 9 at S.A.	7 FEB. 20 at Phoe.	10 (3) APR. 10 vs Cha.	15 (2) FEB. 21 at G.S.	6 (7) FEB. 21 at G.S.	3 (6) APR. 13 at Port.	7 (2) MAR. 10 at Sac.	3 (2) JAN. 12 at N.J.	33 DEC 14 at S.A.			
STEVEN HILL	22 NOV. 12 vs Or.	1 (2) NOV. 12 vs Or.	0	0	1 (2) NOV. 12 vs Or.	3 (2) NOV. 12 vs Or.	0	0	0	0	0	0	2 (2) NOV. 12 vs Or.	
NENAD KRSTIC	38 MAR. 8 vs Phil.	10 (2) MAR. 8 vs Phil.	6 (2) MAR. 2 vs Dall.	6 (2) MAR. 10 at Sac.	9 (3) MAR. 10 at Sac.	15 (7) MAR. 10 at Sac.	3 (2) APR. 8 at Den.	3 (7) FEB. 4 vs Den.	4 (2) APR. 10 vs Cha.	3 (3) APR. 8 at Den.	26 MAR. 2 vs Dall.			
SHAUN LIVINGSTON Mia. - OKC.	33 APR. 15 at LA-C	3 (1) APR. 11 at Milw.	4 (3) APR. 13 at Port.	1 (3) APR. 15 at Sac.	5 (2) APR. 15 at Ind.	5 (2) APR. 15 at LA-C	5 (2) APR. 5 vs Ind.	2 (2) APR. 8 at Den.	5 (3) APR. 5 vs Ind.	3 (2) APR. 10 vs Cha.	14 APR. 11 at Milw.			
DESMOND MASON	37 (2) DEC. 27 at Wash.	7 (2) NOV. 7 at Utah	9 (2) OCT. 29 vs Milw.	5 (2) NOV. 9 vs Ind.	11 (2) JAN. 16 vs DET.	16 (2) JAN. 16 vs DET.	19 (2) DEC. 19 vs Tor.	6 (2) JAN. 6 vs N.Y.	12 (2) JAN. 12 at N.J.	3 (3) JAN. 6 vs N.Y.	18 NOV. 7 at Utah			
JOHAN PETRO	29 NOV. 1 at Hou.	5 (2) DEC. 5 at Or.	3 (2) NOV. 15 at Phil.	5 (2) NOV. 17 vs Atl.	8 (2) NOV. 15 at Phil.	12 (2) NOV. 15 at Phil.	16 (2) DEC. 16 vs LA-C	4 (2) NOV. 15 at Phil.	2 (2) DEC. 13 at Dall.	3 (3) NOV. 1 at Hou.	15 DEC. 5 at Or.			
MALIK ROSE N.Y. - OKC.	6 MAR. 7 at N.O.	3 (2) MAR. 8 vs Phil.	5 (2) APR. 11 at Milw.	2 (3) MAR. 29 at Bos.	8 (2) MAR. 8 vs Phil.	9 (2) MAR. 29 at Bos.	7 (2) MAR. 7 at N.O.	8 (2) MAR. 8 vs Phil.	5 (2) APR. 4 vs Port.	3 (3) MAR. 29 at Bos.	14 MAR. 8 vs Phil.			
THABO SEFOLOSHA Chi. - OKC.	42 MAR. 10 at Sac.	4 (2) MAR. 4 vs Wash.	8 (2) MAR. 11 at Den.	4 (2) MAR. 14 at Phoe.	9 (2) FEB. 28 at Mem.	11 (2) FEB. 28 at Mem.	5 (2) JAN. 28 at LA-C	6 (2) MAR. 10 at Sac.	5 (2) MAR. 24 vs LA-L	4 (2) MAR. 29 at Bos.	17 MAR. 10 at Sac.			
MOUHAMED SENE	6 (3) NOV. 26 at Clev.	3 (3) NOV. 15 at Phil.	4 (3) NOV. 26 at Clev.	2 (3) NOV. 21 vs N.O.	4 (3) NOV. 21 vs N.O.	4 (3) NOV. 21 vs N.O.	0	1 (1) NOV. 26 at Clev.	3 (3) NOV. 26 at Clev.	6 (6) NOV. 26 at Clev.	15 NOV. 15 at Phil.			
JOE SMITH	26 (2) DEC. 19 vs Tor.	6 (2) NOV. 10 at Ind.	8 (2) NOV. 9 vs Atl.	4 (4) FEB. 10 at LA-L	8 (2) DEC. 26 at Det.	10 (2) DEC. 26 at Det.	3 (2) FEB. 10 at LA-L	2 (2) OCT. 29 vs Milw.	3 (2) OCT. 29 vs Milw.	4 (2) JAN. 6 vs N.Y.	14 NOV. 9 vs Atl.			
ROBERT SWIFT	27 NOV. 14 at N.Y.	4 (2) MAR. 11 at Den.	3 (2) NOV. 10 at Ind.	4 (2) NOV. 17 vs Hou.	11 (2) NOV. 14 at N.Y.	13 (2) NOV. 14 at N.Y.	2 (2) JAN. 2 vs Den.	2 (2) JAN. 6 vs N.Y.	1 (1) APR. 11 at Milw.	3 (3) JAN. 2 vs Den.	10 MAR. 11 at Den.			
EARL WATSON	43 JAN. 10 at Chi.	7 (2) MAR. 11 at Den.	6 (2) FEB. 6 vs Port.	3 (2) MAR. 11 at Den.	7 (2) NOV. 1 at Hou.	7 (2) NOV. 5 vs Bos.	15 (2) APR. 15 at LA-C	25 (2) NOV. 25 vs Phoe.	23 (2) JAN. 23 at LA-C	2 (2) DEC. 27 at Wash.	11 MAR. 11 at Den.			
KYLE WEAVER	39 (2) FEB. 28 at Mem.	7 (2) MAR. 2 vs Dall.	6 (2) FEB. 21 at Sac.	3 (2) APR. 11 at Milw.	6 (2) APR. 11 at Milw.	9 (2) APR. 11 at Milw.	7 (2) MAR. 29 at Bos.	4 (2) APR. 10 vs Cha.	4 (2) APR. 11 at Milw.	3 (2) APR. 10 vs Cha.	19 (2) FEB. 21 at G.S.			
RUSSELL WESTBROOK	47 (2) FEB. 27 at Dall.	13 (2) FEB. 21 at G.S.	20 (2) FEB. 1 at Sac.	5 (2) FEB. 11 at Port.	8 (2) MAR. 2 vs Dall.	12 (2) FEB. 11 at Port.	5 (2) JAN. 7 at Minn.	3 (2) DEC. 31 vs G.S.	3 (2) APR. 10 vs Cha.	2 (2) MAR. 22 at Minn.	34 (2) FEB. 1 at Sac.			
DJ WHITE	26 (2) APR. 11 at Milw.	7 (2) APR. 5 vs Ind.	3 (3) APR. 15 at LA-C	4 (2) APR. 15 at LA-C	7 (2) APR. 15 at LA-C	11 (2) APR. 15 at LA-C	2 (2) APR. 15 at LA-C	2 (2) APR. 15 at LA-C	1 (2) APR. 15 at LA-C	3 (2) APR. 15 at LA-C	15 (2) APR. 15 at LA-C			
CHRIS WILCOX	38 DEC. 31 vs G.S.	5 (3) DEC. 31 vs G.S.	5 (3) JAN. 16 vs Det.	5 (2) DEC. 26 at Det.	8 (2) NOV. 22 at N.O.	12 (2) DEC. 23 at N.O.	3 (3) DEC. 27 at Wash.	4 (2) DEC. 31 vs G.S.	5 (2) NOV. 21 vs N.O.	2 (2) DEC. 31 vs G.S.	23 DEC. 31 vs G.S.			
DAMIEN WILKINS	35 MAR. 7 at N.O.	8 (2) MAR. 7 at N.O.	6 (2) DEC. 10 vs Mem.	4 (2) MAR. 4 vs Wash.	4 (2) NOV. 12 vs Or.	7 (2) MAR. 4 vs Wash.	5 (2) DEC. 5 at Or.	2 (2) MAR. 4 vs Wash.	4 (2) MAR. 7 at N.O.	1 (2) MAR. 27 at Tor.	18 MAR. 7 at N.O.			
THUNDER High Games	265 (5) FEB. 27 at Dall.	48 (3) APR. 15 at LA-C	33 (3) FEB. 1 at Sac.	22 (2) JAN. 10 at Chi.	40 (2) NOV. 14 at N.Y.	59 (2) JAN. 10 at Cha.	36 (2) APR. 15 at LA-C	17 (2) APR. 15 at LA-C	26 (2) NOV. 11 vs N.O.	11 (2) DEC. 27 at Wash.	126 APR. 15 at LA-C			
THUNDER Low Games	240 (77) APR. 15 at LA-C	26 (2) NOV. 21 vs N.O.	9 (2) APR. 10 at Sac.	5 (2) DEC. 3 at Cha.	18 (2) MAR. 18 vs Chi.	28 (2) DEC. 3 at Cha.	13 (3) MAR. 18 vs Chi.	2 (2) NOV. 12 vs Or.	10 (2) MAR. 22 at Minn.	0 (2) APR. 11 at Milw.	72 APR. 3 vs Port.			
OPPONENTS High Games	265 (5) FEB. 27 at Dall.	53 (3) FEB. 20 at Phoe.	38 (3) JAN. 21 at G.S.	21 (2) APR. 3 at Port.	42 (2) APR. 13 at Phil.	58 (2) NOV. 15 at Tor.	36 (2) MAR. 27 at Tor.	16 (2) JAN. 26 vs G.S.	23 (2) DEC. 8 vs G.S.	16 (2) NOV. 12 vs ORL.	140 FEB. 20 at Phoe.			
OPPONENTS Low Games	240 (77) APR. 15 at LA-C	28 (2) MAR. 3 vs Phil.	3 (3) JAN. 16 vs Det.	3 (3) JAN. 16 vs LA-L	19 (2) JAN. 14 vs Utah	26 (2) JAN. 14 vs Utah	9 (2) MAR. 8 vs Phil.	1 (2) NOV. 28 vs Minn.	7 (2) JAN. 23 at LA-C	0 (2) JAN. 6 vs N.Y.	74 MAR. 8 vs Phil.			

"C" indicates a new career-high, "T" a tied career-high.
Numbers in parentheses indicate the number of games in which a player or team has reached a given total (if more than one).

2008-09 LEADERS/BACK-TO-BACK



2008-09 THUNDER GAME LEADERS

PLAYER	Point Totals				10+ Games		Double-Doubles		Game Leaders		
	10+	20+	30+	40+	Reb	Ast	Pt/Reb	Pt/Ast	Pts	Reb	Ast
Chucky Atkins	1	0	0	0	0	0	0	0	0	0	2
Nick Collison	27	3	0	0	14	0	11	0	2	22	1
Kevin Durant	72	57	21	3	15	0	15	0	55	22	9
Jeff Green	67	25	1	0	12	0	11	0	10	18	0
Steven Hill	0	0	0	0	0	0	0	0	0	0	0
Nenad Krstic	19	2	0	0	4	0	1	0	3	6	0
Shaun Livingston	3	0	0	0	0	0	0	0	0	1	1
Desmond Mason	12	0	0	0	2	0	1	0	0	2	0
Johan Petro	2	0	0	0	1	0	0	0	0	4	0
Malik Rose	3	0	0	0	0	0	0	0	0	0	1
Thabo Sefolosha	10	0	0	0	1	0	1	0	0	3	0
Mouhamed Sene	0	0	0	0	0	0	0	0	0	0	0
Joe Smith	6	0	0	0	1	0	0	0	0	5	0
Robert Swift	1	0	0	0	1	0	0	0	0	2	0
Earl Watson	17	0	0	0	0	8	0	2	1	1	36
Kyle Weaver	8	0	0	0	0	0	0	0	0	0	3
Russell Westbrook	72	18	6	0	4	9	4	7	10	9	38
D.J. White	3	0	0	0	1	0	1	0	0	1	0
Chris Wilcox	14	2	0	0	3	0	3	0	2	7	0
Damien Wilkins	8	0	0	0	0	0	0	0	0	0	0

2008-09 THUNDER BACK-TO-BACK SETS (8-28)

1	11/1 at Houston	L, 77-89	11/2 vs. Minnesota	W, 88-85	1-1
2	11/9 vs. Atlanta	L, 85-89	11/10 at Indiana	L, 99-107	0-2
3	11/14 at New York	L, 106-116	11/15 at Philadelphia	L, 85-110	0-2
4	11/21 vs. New Orleans	L, 85-105	11/22 at New Orleans	L, 97-109	0-2
5	11/25 vs. Phoenix	L, 98-99	11/26 at Cleveland	L, 82-117	0-2
6	11/28 vs. Minnesota	L, 103-105	11/29 at Memphis	W, 111-103	1-1
7	12/5 at Orlando	L, 89-98	12/6 at Miami	L, 99-105	0-2
8	12/13 at Dallas	L, 99-103	12/14 at San Antonio	L, 104-109	0-2
9	12/26 at Detroit	L, 88-90	12/27 at Washington	L, 95-104	0-2
10	1/6 vs. New York	W, 107-99	1/7 at Minnesota	L, 87-129	1-1
11	1/9 vs. Houston	L, 96-98	1/10 at Chicago	W, 109-98	1-1
12	2/10 at L.A. Lakers	L, 98-105	2/11 at Portland	L, 92-106	0-2
13	2/20 at Phoenix	L, 118-140	2/21 at Golden State	L, 120-133	0-2
14	2/27 at Dallas	L, 108-110	2/28 at Memphis	W, 99-92	1-1
15	3/7 at New Orleans	L, 90-108	3/8 vs. Philadelphia	W, 89-74	1-1
16	3/10 at Sacramento	W, 99-98	3/11 at Denver	L, 92-112	1-1
17	4/7 vs. San Antonio	L, 89-99	4/8 at Denver	L, 112-122	0-2
18	4/10 vs. Charlotte	W, 84-81	4/11 at Milwaukee	L, 98-115	1-1

(18 sets total: 8-28; 3-15 in first games, 5-13 in second games)



2008-09 INJURIES/STARTING LINEUPS

2008-09 THUNDER GAMES LOST DUE TO INJURY OR ILLNESS

PLAYER	DATE(S) INJURED OR ILL	GAMES MISSED	INJURY OR ILLNESS
Kevin Durant	11/12	1	Left Ankle Soreness
	2/28-3/11	7	Sprained Right Ankle
Nick Collison	12/23-12/27; 12/31-1/6	6	Left Thumb Fracture
	1/16	1	Stomach Virus
	3/10-3/11	2	Sore Left Groin
	4/10-4/11	2	Right Thigh Contusion
Jeff Green	3/2-3/8	4	Lower Back Soreness
Nenad Krstic	2/6	1	Flu-like Symptoms
Desmond Mason	11/17-11/26	6	Sprained Right Elbow
	1/9	1	Lower Back Contusion
Mouhamed Sene	1/30-4/15	36	Knee Surgery
	10/29-11/9	6	Knee Surgery
Thabo Sefolosha	3/7	1	Sprained Knee
	4/11-4/15	7	Right Hamstring Strain
Joe Smith	12/6	1	Right Thigh Bruise
	12/29-1/2	3	Right Knee Contusion
	1/12-2/1	10	Left Knee Soreness
Robert Swift	11/21-12/21	16	Lower Back Discomfort
	3/7-3/8	2	Personal Reasons
Kyle Weaver	12/31	1	Sprained Left Ankle
	1/28	1	Knee Contusion
Damien Wilkins	1/29	1	Influenza
D.J. White	10/29-3/16	67	Jaw Surgery
Chris Wilcox	11/10-11/15	5	Strained Right Knee
	12/13-12/14	2	Dislocated Finger
Damien Wilkins	2/27	1	Bruised Ribs

TOTAL GAMES MISSED (13 PLAYERS): 186

2008-09 THUNDER STARTING LINEUPS

FORWARD	FORWARD	CENTER	GUARD	GUARD	GS	W	L
Collison	Green	Petro	Durant	Watson	8	1	7
Collison	Green	Petro	Mason	Watson	1	0	1
Collison	Green	Swift	Durant	Watson	4	0	4
Green	Durant	Collison	Wilkins	Watson	4	0	4
Green	Durant	Wilcox	Wilkins	Westbrook	6	1	5
Green	Durant	Petro	Wilkins	Westbrook	3	0	3
Green	Durant	Collison	Mason	Westbrook	8	4	4
Green	Durant	Smith	Mason	Westbrook	3	0	3
Green	Durant	Swift	Mason	Westbrook	5	2	3
Collison	Green	Swift	Durant	Westbrook	1	0	1
Green	Durant	Collison	Westbrook	Watson	1	1	0
Green	Durant	Krstic	Mason	Westbrook	1	1	0
Green	Durant	Collison	Weaver	Westbrook	8	2	6
Green	Durant	Krstic	Weaver	Westbrook	4	0	4
Green	Durant	Krstic	Sefolosha	Westbrook	16	5	11
Green	Weaver	Krstic	Sefolosha	Westbrook	1	1	0
Collison	Sefolosha	Krstic	Weaver	Westbrook	3	3	0
Collison	Wilkins	Krstic	Weaver	Westbrook	1	0	1
Sefolosha	Green	Krstic	Weaver	Westbrook	2	1	1
Green	Durant	Krstic	Livingston	Westbrook	1	1	0
TOTALS:	20 DIFFERENT STARTING LINEUPS				82	23	59

STARTERS RECORD	GS	W	L	STARTERS RECORD	GS	W	L
Collison	40	12	28	Smith	3	0	3
Durant	74	18	56	Watson	18	2	16
Green	78	20	58	Weaver	19	7	12
Krstic	29	11	18	Westbrook	65	21	44
Livingston	1	1	0	Wilcox	6	1	5
Mason	19	8	11	Wilkins	14	1	13
Petro	12	1	11				
Sefolosha	22	9	13	TOTALS:	14 PLAYERS STARTED		

2008-09 TRANSACTIONS



- July 4** Signed Russell Westbrook and D.J. White.
- Aug. 11** Acquired Kyle Weaver from Charlotte in exchange for a 2009 second round pick.
- Aug.13** In three team deal, acquired Desmond Mason and Joe Smith from Milwaukee in exchange for Luke Ridnour.
- Aug. 27** Signed Kyle Weaver.
- Sept. 11** Re-signed Robert Swift.
- Sept. 29** Signed free agent Chris Alexander, Derrick Byars and John Lucas III.
- Oct. 6** Exercised third-year option option on Kevin Durant and Jeff Green.
- Oct. 21** Waived Chris Alexander and Derrick Byars.
- Nov. 3** Waived John Lucas III.
- Nov. 4** Signed Steven Hill.
- Nov. 21** Assigned Steven Hill to Tulsa 66ers of the NBA D-League.
- Nov. 22** Relieved P.J. Carlesimo of head coaching duties and named Scott Brooks interim head coach. Relieved Paul Westhead of his assistant coaching responsibilities.
- Dec. 11** Recalled Steven Hill from Tulsa 66ers of the NBA D-League.
- Dec. 30** Signed Nenad Krstic and waived Steven Hill.
- Dec. 31** Named Ron Adams assistant coach.
- Jan. 7** Acquired Chucky Atkins, a 2009 first round draft pick and cash considerations from Denver in exchange for Johan Petro and a 2009 second round draft pick.
- Feb. 17** Acquired Tyson Chandler from New Orleans in exchange for Joe Smith, Chris Wilcox and draft rights to Devon Hardin.
- Feb. 18** Rescinded trade for Tyson Chandler.
- Feb. 19** Acquired Thabo Sefolosha and cash considerations from Chicago in exchange for the least favorable of the Thunder's three 2009 first round draft picks. Waived Mouhamed Sene.
- Mar. 1** Waived Joe Smith.
- Mar. 18** Assigned D.J. White to Tulsa 66ers of the NBA D-League.
- Mar. 23** Recalled D.J. White from Tulsa 66ers of the NBA D-League.
- Mar. 29** Assigned D.J. White to Tulsa 66ers of the NBA D-League.
- Mar. 31** Recalled D.J. White from Tulsa 66ers of the NBA D-League.
- Mar. 31** Signed Shaun Livingston to multi-year contract.
- Apr. 1** Assigned D.J. White and Kyle Weaver to Tulsa 66ers of the NBA D-League.
- Apr. 4** Recalled D.J. White and Kyle Weaver from Tulsa 66ers of the NBA D-League.
- Apr. 15** Named Scott Brooks head coach.





OKLAHOMA CITY
THUNDER





08-09 STANDINGS/HEAD-TO-HEAD

NBA EASTERN CONFERENCE

ATLANTIC DIVISION		W	L	PCT	GB	HOME	ROAD	LAST-10	STREAK
Boston		62	20	.756	-	35-6	27-14	8-2	Won 2
Philadelphia		41	41	.500	21	24-17	17-24	4-6	Won 1
New Jersey		34	48	.415	28	19-22	15-26	4-6	Lost 1
Toronto		33	49	.402	29	18-23	15-26	6-4	Won 3
New York		32	50	.390	30	20-21	12-29	3-7	Won 1
CENTRAL DIVISION		W	L	PCT	GB	HOME	ROAD	LAST-10	STREAK
Cleveland		66	16	.805	-	39-2	27-14	7-3	Lost 1
Chicago		41	41	.500	25	28-13	13-28	7-3	Lost 1
Detroit		39	43	.476	27	21-20	18-23	4-6	Lost 3
Indiana		36	46	.439	30	25-16	11-30	6-4	Won 1
Milwaukee		34	48	.415	32	22-19	12-29	3-7	Lost 1
SOUTHEAST DIVISION		W	L	PCT	GB	HOME	ROAD	LAST-10	STREAK
Orlando		59	23	.720	-	32-9	27-14	5-5	Won 1
Atlanta		47	35	.573	12	31-10	16-25	5-5	Lost 1
Miami		43	39	.524	16	28-13	15-26	5-5	Won 1
Charlotte		35	47	.427	24	23-18	12-29	3-7	Lost 4
Washington		19	63	.232	40	13-28	6-35	3-7	Lost 2

NBA WESTERN CONFERENCE

SOUTHWEST DIVISION		W	L	PCT	GB	HOME	ROAD	LAST-10	STREAK
San Antonio		54	28	.659	-	28-13	26-15	6-4	Won 4
Houston		53	29	.646	1	33-8	20-21	6-4	Lost 1
Dallas		50	32	.610	4	32-9	18-23	7-3	Won 2
New Orleans		49	33	.598	5	28-13	21-20	4-6	Lost 2
Memphis		24	58	.293	30	16-25	8-33	6-4	Won 1
NORTHWEST DIVISION		W	L	PCT	GB	HOME	ROAD	LAST-10	STREAK
Denver		54	28	.659	-	33-8	21-20	8-2	Lost 1
Portland		54	28	.659	-	34-7	20-21	9-1	Won 6
Utah		48	34	.585	6	33-8	15-26	3-7	Lost 1
Minnesota		24	58	.293	30	11-30	13-28	4-6	Lost 3
Oklahoma City		23	59	.280	31	15-26	8-33	3-7	Won 1
PACIFIC DIVISION		W	L	PCT	GB	HOME	ROAD	LAST-10	STREAK
L.A. Lakers		65	17	.793	-	36-5	29-12	7-3	Won 2
Phoenix		46	36	.561	19	28-13	18-23	6-4	Won 3
Golden State		29	53	.354	36	21-20	8-33	4-6	Lost 2
L.A. Clippers		19	63	.232	46	11-30	8-33	1-9	Lost 3
Sacramento		17	65	.207	48	11-30	6-35	1-9	Won 1

HEAD-TO-HEAD WIN GRID

	ATL	BOS	CHA	CHI	CLE	DAL	DEN	DET	GS	HOU	IND	LAC	LAL	MEM	MI	MIN	MIA	MIL	NO	NY	OKC	ORL	PHI	PHO	POR	SAC	SAS	TOR	UTA	WAS	W	L	PCT	GB	LAST-10	STREAK				
ATLANTIC DIVISION																																								
BOS	4	-																																						
CHI	2	0	1	2	1	0	0	0	2	1	1	2	2	1	1	2	2	1	2	2	1	1	2	2	1	2	2	1	2	0	4	4	4	4	4	4	4	4	4	
IND	3	0	0	1	1	1	1	1	2	0	0	1	0	2	1	1	1	1	2	2	1	1	1	1	1	1	1	1	1	1	1	1	1	1	1	1	1	1	1	1
TOR	1	0	2	2	1	0	0	0	1	1	1	2	1	1	2	2	2	2	2	2	2	2	2	2	2	2	2	2	2	2	2	2	2	2	2	2	2	2	2	
NY	2	1	2	1	0	0	0	2	1	1	2	0	0	2	1	1	1	2	2	-	1	1	0	1	0	1	1	1	2	1	3	3	3	3	3	3	3	3		
CENTRAL DIVISION																																								
CLE	3	2	3	3	-	2	2	3	2	1	3	2	0	2	3	4	2	3	4	2	3	2	3	2	2	2	2	2	3	2	2	2	2	2	2	2	2	2	2	
CHI	0	1	1	-	1	1	1	3	2	1	2	2	0	1	1	3	3	0	3	2	2	2	1	1	2	2	2	2	1	2	3	3	3	3	3	3	3	3	3	
DET	0	1	1	3	1	1	0	2	0	2	2	1	1	1	1	3	1	2	0	2	1	3	1	0	0	2	2	1	3	0	3	3	3	3	3	3	3	3	3	
IND	1	1	2	2	1	0	1	2	1	2	1	1	1	1	2	2	1	2	2	1	2	2	1	0	2	2	2	2	2	2	2	2	2	2	2	2	2	2	2	
MIL	1	1	3	1	0	1	1	1	1	1	2	1	0	1	1	-	0	2	0	3	2	1	0	0	0	2	2	2	2	1	3	3	3	3	3	3	3	3		
SOUTHEAST DIVISION																																								
ORL	3	2	4	3	2	1	1	1	0	3	2	2	1	3	3	2	2	1	3	2	-	3	2	1	1	2	2	2	2	2	2	2	2	2	2	2	2	2		
ATL	-	0	3	3	3	1	1	1	3	2	1	3	1	1	3	3	2	1	2	1	2	1	1	3	1	1	1	1	1	1	1	1	1	1	1	1	1	1	1	
MIA	1	1	3	3	1	0	0	3	2	0	1	1	1	1	-	2	1	3	0	2	2	1	2	2	2	2	2	2	1	2	4	4	4	4	4	4	4	4	4	
CHA	1	1	-	2	0	0	0	1	1	0	2	2	2	1	1	1	1	1	2	1	0	3	1	1	2	2	2	2	1	3	3	3	3	3	3	3	3	3		
WAS	0	0	1	1	2	0	0	1	1	1	1	1	0	0	0	0	2	2	0	1	1	0	0	0	0	0	0	0	1	1	1	1	1	1	1	1	1	1		
SOUTHWEST DIVISION																																								
SA	2	1	2	2	0	2	1	1	4	2	2	4	1	4	1	0	4	2	2	1	2	0	1	3	1	3	-	1	3	2	2	2	2	2	2	2	2	2	2	
HOU	1	1	2	1	1	2	3	2	4	4	0	3	0	2	2	1	4	2	3	1	3	2	2	0	2	3	2	2	1	2	1	2	1	2	1	2	1	2	1	
DAL	1	0	2	1	0	-	0	2	2	2	2	3	0	0	2	2	1	4	1	1	2	2	2	3	2	2	2	2	2	2	2	2	2	2	2	2	2	2	2	
NO	0	0	1	0	1	0	3	2	2	2	1	2	3	1	3	2	2	2	2	1	0	4	1	2	2	2	2	2	2	2	2	2	2	2	2	2	2	2		
MEM	1	0	0	1	0	1	0	2	1	3	2	1	2	0	-	1	1	0	0	1	1	0	0	1	0	0	0	0	2	2	2	2	2	2	2	2	2	2		
NORTHWEST DIVISION																																								
DEN	1	1	1	2	1	0	4	-	0	2	1	1	4	1	3	2	1	4	1	2	2	4	1	2	1	2	2	2	3	2	2	2	2	2	2	2	2	2		
POR	1	1	1	1	2	0	0	2	2	1	1	2	3	2	4	2	2	2	2	2	3	3	1	0	2	2	-	3	3	2	2	2	2	2	2	2	2	2		
UTA	1	1	1	1	0	0	0	2	2	2	2	3	1	4	0	1	3	1	3	1	3	3	1	0	2	2	2	2	2	2	2	2	2	2	2	2	2	2		
MIN	0	0	0	1	1	0	0	1	2	0	1	2	0	3	1	2	-	1	1	1	2	1	1	1	1	1	1	1	1	1	1	1	1	1	1	1	1	1		
OKC	0	0	0	1	1	0	0	1	2	0	0	1	0	3	0	0	2	1	0	1	-	0	1	0	1	1	1	1	2	2	2	2	2	2	2	2	2	2		
PACIFIC DIVISION																																								
LAL	1	2	0	0	2	2	3	3	1	4	4	1	4	1	4	1	2	4	2	3	2	3	0	1	3	2	3	2</												

08-09 LEAGUE LEADERS



SCORING AVERAGE	G	FG	FT	PTS	AVG
Wade, Mia.	79	854	590	2386	30.2
James, Cle.	81	789	594	2304	28.4
Bryant, LA-L	82	800	483	2201	26.8
Nowitzki, Dal.	81	774	485	2094	25.9
Granger, Ind.	67	571	404	1728	25.8
Durant, OKC.	74	661	452	1871	25.3
Paul, N.O.	78	631	455	1781	22.8
Anthony, Den.	66	535	371	1504	22.8
Bosh, Tor.	77	615	504	1746	22.7
Roy, Por.	78	633	416	1765	22.6
Jamison, Was.	81	674	341	1801	22.2
Parker, S.A.	72	639	284	1581	22.0
Johnson, Atl.	79	620	299	1688	21.4
Harris, N.J.	69	455	496	1470	21.3
West, N.O.	76	610	367	1593	21.0
Carter, N.J.	80	588	335	1662	20.8
Gordon, Chi.	82	598	330	1699	20.7
Howard, Orl.	79	560	504	1624	20.6
Pierce, Bos.	81	540	459	1658	20.5
Harrington, G.S.-N.Y.	73	532	234	1469	20.1

FIELD GOAL PCT.	FG	FGA	PCT
O'Neal, Pho.	512	841	.609
Nene, Den.	428	709	.604
Biedrins, G.S.	308	533	.578
Howard, Orl.	560	979	.572
Gasol, LA-L	592	1045	.567
Okafor, Cha.	433	772	.561
Lee, N.Y.	522	951	.549
Yao, Hou.	566	1032	.548
Stoudemire, Pho.	404	749	.539
Millsap, Utah	400	749	.534

3-PT FIELD GOAL	3FG	3GA	PCT
Morrow, G.S.	86	184	.467
Nelson, Orl.	82	181	.453
Murphy, Ind.	161	358	.450
Azubuike, G.S.	94	210	.448
Simmons, N.J.	117	262	.447
Okur, Utah	90	202	.446
House, Bos.	151	340	.444
Bonner, S.A.	118	268	.440
Augustin, Cha.	108	246	.439
Nash, Pho.	108	246	.439

REBOUNDS PER GAME	G	OFF	DEF	TOT	AVG
Howard, Orl.	79	336	757	1093	13.8
Murphy, Ind.	73	146	715	861	11.8
Lee, N.Y.	81	256	695	951	11.7
Duncan, S.A.	75	201	599	800	10.7
Okafor, Cha.	82	275	552	827	10.1
Bosh, Tor.	77	215	556	771	10.0
Yao, Hou.	77	204	557	761	9.9
Gasol, LA-L	81	262	518	780	9.6
Love, Min.	81	274	460	734	9.1
Jamison, Was.	81	196	525	721	8.9
Scola, Hou.	82	200	520	720	8.8
Przybilla, Por.	82	204	513	717	8.7
Millsap, Utah	76	251	403	654	8.6
Dalembert, Phi.	82	214	487	701	8.5
West, N.O.	76	160	486	646	8.5
O'Neal, Pho.	75	187	446	633	8.4
Nowitzki, Dal.	81	88	593	681	8.4
Haslem, Mia.	75	169	449	618	8.2
Odom, LA-L	78	176	461	637	8.2
Perkins, Bos.	76	204	415	619	8.1

FREE THROW PCT.	FT	FTA	PCT
Calderon, Tor.	151	154	.981
R. Allen, Bos.	237	249	.952
Nash, Pho.	196	210	.933
Billups, Det.-Den.	418	458	.913
M. Williams, Cle.	208	228	.912
Augustin, Cha.	208	233	.893
Nowitzki, Dal.	485	545	.890
West, N.O.	367	415	.884
Ginobili, S.A.	168	190	.884
Barbosa, Pho.	171	194	.881

STEALS PER GAME	G	STL	AVG
Paul, N.O.	78	216	2.77
Wade, Mia.	79	173	2.19
Kidd, Dal.	81	160	1.98
Chalmers, Mia.	82	160	1.95
Rondo, Bos.	80	149	1.86
Wallace, Cha.	71	121	1.70
Brewer, Utah	81	138	1.70
James, Cle.	81	137	1.69
Ariza, LA-L	82	137	1.67
Iguodala, Phi.	82	131	1.60

ASSISTS PER GAME	G	AST	AVG
Paul, N.O.	78	861	11.0
Williams, Utah	68	725	10.7
Nash, Pho.	74	717	9.7
Calderon, Tor.	68	607	8.9
Kidd, Dal.	81	702	8.7
Rondo, Bos.	80	659	8.2
B. Davis, LA-C	65	501	7.7
Wade, Mia.	79	589	7.5
James, Cle.	81	587	7.2
Duhon, N.Y.	79	566	7.2
Harris, N.J.	69	476	6.9
Parker, S.A.	72	496	6.9
Felton, Cha.	82	553	6.7
Miller, Phi.	82	534	6.5
Billups, Det.-Den.	79	506	6.4
Rose, Chi.	81	512	6.3
Johnson, Atl.	79	455	5.8
Sessions, Mil.	79	452	5.7
Westbrook, OKC.	82	435	5.3
Ford, Ind.	74	392	5.3

BLOCKS PER GAME	G	BLK	AVG
Howard, Orl.	79	231	2.92
Andersen, Den.	71	175	2.46
Camby, LA-C	62	132	2.13
Tunaf, G.S.	79	168	2.13
O'Neal, Tor.-Mia.	68	136	2.00
Perkins, Bos.	76	150	1.97
Yao, Hou.	77	150	1.95
Ty. Thomas, Chi.	79	151	1.91
Lopez, N.J.	82	151	1.84
Dalembert, Phi.	82	146	1.78

MINUTES PER GAME	G	MIN	AVG
Iguodala, Phi.	82	3269	39.9
Jackson, G.S.	59	2339	39.6
Johnson, Atl.	79	3124	39.5
West, N.O.	76	2982	39.2
Durant, OKC.	74	2885	39.0
Wade, Mia.	79	3048	38.6
Butler, Was.	67	2585	38.6
Paul, N.O.	78	3002	38.5
Jamison, Was.	81	3096	38.2
Crawford, N.Y.-G.S.	65	2478	38.1



OFFENSIVE/DEFENSIVE STATS

TEAMS' STATISTICS

TEAM	G	FIELD GOALS--			--3PT FGs--			--FREE THROWS--			--REBOUNDS--			--MISCELLANEOUS--					SCORING		
		MADE	ATT.	PCT.	MADE	ATT.	PCT.	MADE	ATT.	PCT.	OFF.	DEF.	TOT.	AST	PF	DQ	STL	TO		BLK	PTR
G.S.	82	3231	7055	.458	550	1475	.373	1803	2392	.791	953	2492	3445	1711	1842	25	638	1201	527	8905	108.6
L.A.	82	3307	6981	.474	547	1516	.361	1603	2087	.770	1101	2657	3602	1908	1698	9	718	1103	420	8768	106.9
N.Y.	82	3157	6991	.445	823	2294	.360	1430	1900	.784	911	2645	3456	1738	1672	16	610	1174	204	8827	106.2
Ind.	82	3220	7080	.456	652	1725	.378	1525	1890	.807	924	2661	3385	1775	1895	20	573	1189	434	8617	105.1
Den.	82	3058	6510	.470	548	1477	.371	1891	2487	.760	905	2507	3412	1820	1874	10	710	1257	492	8555	104.3
Utah	82	3143	6623	.475	392	1122	.349	1814	2352	.771	940	2423	3363	2024	1830	15	719	1210	374	8492	103.6
Chi.	82	3126	6717	.457	493	1293	.381	1635	2057	.796	970	2481	3451	1732	1770	18	615	1192	453	8572	102.7
Dal.	82	3128	6770	.462	571	1632	.350	1516	1852	.819	909	2595	3504	1779	1600	12	591	1043	429	8343	101.7
Orl.	82	2929	6146	.457	817	2147	.381	1611	2253	.715	819	2728	3457	1593	1664	11	570	1142	399	8286	101.0
Bos.	82	3075	6333	.486	538	1355	.397	1587	2075	.765	869	2586	3455	1862	1897	21	621	1280	387	8275	100.9
Sac.	82	2990	6685	.445	586	1594	.368	1682	2107	.798	840	2366	3266	1619	1910	21	569	1266	349	8248	100.6
Clev.	82	3022	6454	.468	656	1670	.393	1523	2012	.757	886	2574	3460	1663	1663	10	593	1045	435	8223	100.3
Port.	82	3018	6494	.465	598	1555	.383	1521	1988	.765	1060	2360	3420	1667	1671	11	550	1055	402	8153	99.4
Milw.	82	3009	6755	.445	511	1408	.363	1613	2067	.780	973	2367	3340	1802	1986	22	609	1154	308	8142	99.3
Tor.	82	3054	6673	.459	479	1289	.372	1534	1861	.824	802	2613	3315	1835	1593	6	523	1098	490	8121	99.0
Hou.	82	2959	6526	.453	621	1656	.375	1531	1903	.805	862	2662	3524	1662	1553	9	548	1158	355	8070	98.4
Miami	82	3034	6646	.457	582	1631	.357	1411	1871	.754	828	2411	3293	1671	1626	45	601	1026	451	8061	98.3
All.	82	2956	6451	.458	597	1633	.366	1537	2085	.737	870	2412	3282	1657	1610	3	653	1048	376	8046	98.1
N.J.	82	2825	6506	.437	652	1735	.376	1542	1880	.779	859	2485	3266	1636	1838	16	559	1075	391	8044	98.1
Minn.	82	2986	6766	.441	543	1539	.353	1504	1957	.769	975	2442	3417	1674	1785	14	512	1165	322	8019	97.8
Phil.	82	2997	6532	.459	341	1072	.318	1652	2216	.745	1039	2336	3375	1647	1650	45	658	1157	415	7987	97.9
S.A.	82	3042	6534	.466	625	1620	.386	1249	1641	.861	728	2638	3366	1736	1546	5	474	963	329	7958	97.0
OKC.	82	2995	6716	.447	328	1093	.346	1626	2068	.786	989	2487	3466	1668	1655	8	608	1330	371	7852	102.0
OKC. W.	82	2985	6456	.450	389	1198	.333	1448	1948	.867	966	3000	3286	1641	1679	9	619	1029	367	7665	97.5
N.O.	82	3111	6366	.457	556	1526	.364	1479	1833	.807	802	2453	3255	1609	1665	9	593	1029	338	7857	95.8
L.A.C.	82	2955	6696	.441	535	1513	.354	1354	1839	.736	890	2377	3267	1723	1650	8	572	1221	482	7799	95.1
Dal. S.	82	2825	6557	.433	377	1079	.349	398	1079	.349	1349	1847	2551	1712	121	493	973	377	7727	94.2	
Mem.	82	2865	6311	.454	388	1036	.360	1570	2077	.756	847	2337	3184	1423	1717	11	615	1252	368	7688	93.9
Chi.	82	2886	6299	.455	490	1339	.366	1455	1965	.740	886	2366	3252	1741	1754	15	580	1237	399	7677	93.6

OPPONENTS' STATISTICS

TEAM	G	FIELD GOALS--			--3PT FGs--			--FREE THROWS--			--REBOUNDS--			--MISCELLANEOUS--					SCORING		
		MADE	ATT.	PCT.	MADE	ATT.	PCT.	MADE	ATT.	PCT.	OFF.	DEF.	TOT.	AST	PF	DQ	STL	TO		BLK	PTR
Clev.	2775	6586	1453	.442	1447	3733	.459	1895	2760	.878	2120	3198	1928	1664	16	519	1137	338	7491	751	+8.9
S.A.	2973	6668	453	.447	1180	379	.425	1635	769	.745	2570	3315	1481	1511	8	531	961	352	7650	93.3	-3.8
Bos.	2763	6418	431	.507	1452	349	.466	2116	717	.834	2249	3083	1553	1820	14	585	1195	389	7659	93.4	+7.5
Port.	2898	6302	467	.467	1370	374	.437	1780	2786	.829	2198	2976	1590	1737	12	414	1082	339	7552	91.9	-5.3
N.O.	2861	6599	450	.465	1625	344	.463	1773	822	.824	2459	3281	1649	1675	9	476	1089	290	7730	94.3	+1.5
Orl.	2936	6785	433	.444	1297	342	.421	1882	755	.864	2591	3455	1488	1840	20	564	1072	308	7737	94.4	+6.7
Hou.	2991	6735	444	.464	1298	357	.429	1730	749	.873	2399	3272	1620	1689	13	588	1012	435	7742	94.4	+4.0
Dal.	2878	6262	445	.455	1519	389	.452	2039	755	.861	2453	3314	1657	1612	9	461	954	342	7644	94.3	+6.5
Chi.	2883	6349	458	.458	1526	366	.457	1928	765	.877	2310	3187	1604	1714	24	626	1206	468	7781	94.9	+1.3
All.	3002	6609	454	.528	1496	353	.485	1800	769	.955	2481	3436	1705	1681	9	530	1121	354	7917	96.5	+1.6
Phil.	2997	6489	462	.585	1595	367	.492	1792	782	.935	2285	3220	1799	1786	10	575	1278	400	7981	97.3	+0.1
Miami	2920	6412	455	.591	1519	389	.452	2036	771	.896	2536	3432	1646	1632	12	528	1246	335	8040	98.0	+0.3
N.J.	3050	6973	487	.467	1700	343	.465	2046	719	.863	2440	3389	1854	1818	13	635	1275	392	8140	98.3	+7.7
Mem.	3018	6738	473	.536	1510	355	.454	2046	770	.842	2431	3273	1735	1786	11	632	1194	443	8146	99.3	+5.5
Dal.	3071	6752	455	.517	1379	375	.452	1997	798	.884	2509	3393	1611	1645	9	589	1064	334	8181	99.8	+2.0
Milw.	2854	6233	458	.562	1468	378	.491	2490	791	.831	2527	3359	1730	1842	15	616	1350	376	8231	100.4	-1.1
N.Y.	2853	6230	458	.520	1536	361	.465	2028	792	.872	2382	3395	1783	1680	6	607	1103	393	8244	99.7	+5.2
Den.	2966	6738	440	.601	1643	366	.472	2228	782	.991	2391	3382	1756	1944	18	648	1285	447	8275	100.9	+3.4
Utah	3019	6509	464	.534	1479	361	.470	2223	763	.908	2399	3301	1640	1972	22	658	1323	424	8275	100.9	+2.6
Tor.	3172	6827	465	.629	1716	367	.479	1759	784	.895	2539	3434	1697	1645	14	521	1039	386	8352	101.9	-2.8
Chi.	3141	6984	458	.486	1400	347	.463	2077	786	.817	2491	3308	1723	1708	10	622	1177	449	8401	102.5	-3.0
Minn.	3109	6561	474	.536	1420	377	.468	2145	778	.813	2539	3352	1765	1642	11	610	1028	484	8322	102.7	+4.9
OKC.	3320	6799	475	.524	1439	364	.468	1930	761	.884	2496	3380	1769	1656	14	697	1140	407	8452	103.1	-6.1
Wash.	3166	6585	482	.674	1740	387	.487	1959	759	.934	2491	3425	2015	1638	7	593	1140	431	8469	103.5	-7.5
L.A.C.	3218	6948	487	.467	1440	347	.454	1931	763	.969	2352	3261	1766	1816	5	602	1093	414	8518	103.8	+1.8
Ind.	3141	6862	458	.569	1519	375	.487	2431	764	.909	2708	3617	1731	1692	9	635	1151	444	8708	106.2	+1.1
Phi.	3278	7025	467	.626	1635	383	.464	2108	775	.993	2352	3345	1741	1877	16	706	1165	369	8816	107.5	+1.9
N.Y.	3378	7041	480	.571	1625	351	.463	1998	758	.954	2826	3760	1741	1592	9	654	1198	437	8841	107.8	-2.6
G.S.	3281	6792	483	.580	1430	408	.494	2412	756	.886	2592	3610	1796	1737	7	704	1178	423	8966	108.3	-8.8
Sac.	3401	7273	468	.582	1531	380	.482	2346	779	.1165	2695	3860	1980	1927	24	647	1229	414	9212	112.3	-3.7
AVG.	3044	6635	459	.545	1486	367	.464	2029	771	.905	2481	3386	1720	1726	13	596	1151	394	8196	100.0	+2.2
TOTAL	91310	199054	16352	.458	44583	46987	.468	60859	27157	.840	74429	101586	51603	51765	376	17883	34519	11817	245879	108.8	+2.2
AVG. S	2485																				

OFFENSIVE/DEFENSIVE STATS

TEAMS' STATISTICS (PER GAME)

TEAM	---FIELD GOALS---				---3-PT. F.G.'S---				---FREE THROWS---				---REBOUNDS---				---MISCELLANEOUS---			
	G	MADE	ATT	PCT	MADE	ATT	PCT	MADE	ATT	PCT	OFF	DEF	TOT	AST	PF	DD	STL	TO	BLK	PTS
All	82	36.05	78.67	45.8	7.28	19.91	36.6	18.74	25.43	7.37	10.61	29.41	40.02	20.21	19.63	0.04	7.35	12.78	4.59	98.7
Bos.	82	37.50	77.23	48.6	6.56	16.52	39.7	19.35	25.30	7.65	10.60	31.54	42.13	22.71	19.10	0.17	7.71	12.73	4.74	100.9
Chi.	82	34.95	76.82	45.5	5.98	16.33	36.6	17.74	23.96	7.40	10.80	28.85	39.66	21.23	21.39	0.18	7.07	15.60	4.84	93.6
Cl.	82	38.12	83.49	45.7	6.01	15.77	38.1	19.91	25.02	7.96	11.83	30.26	42.09	21.12	20.84	0.23	7.50	14.54	5.52	102.2
Dav.	82	36.85	78.71	46.8	6.00	20.37	39.3	18.57	24.54	7.57	10.80	31.99	42.20	20.28	20.82	0.12	7.23	12.74	5.30	100.3
Ind.	82	37.50	82.56	46.6	6.96	18.90	35.0	19.49	25.21	7.61	11.22	29.59	41.73	21.10	19.58	0.21	7.94	12.73	5.07	101.4
K.C.	82	37.00	79.00	46.8	6.98	17.42	37.2	19.32	23.06	30.3	10.64	30.41	41.61	22.20	20.26	0.12	8.66	13.33	6.00	104.3
G.S.	82	36.35	79.99	45.4	4.60	13.10	34.9	16.93	22.55	7.51	11.57	29.85	41.43	20.60	20.88	0.17	6.01	11.87	4.60	94.2
Det.	82	39.40	96.04	45.8	6.71	17.99	37.3	23.09	29.17	7.91	11.62	30.39	42.01	20.87	22.46	0.30	7.78	14.65	6.43	108.6
Hou.	82	36.09	77.57	45.3	7.01	22.07	37.3	18.63	23.21	8.07	10.51	29.56	42.03	20.35	22.95	0.13	7.71	13.91	5.95	101.8
Ind.	82	39.27	86.34	45.5	7.95	21.04	37.8	18.60	23.05	8.07	11.27	32.45	43.72	21.65	23.11	0.24	8.99	14.50	5.29	105.1
L.A.C.	82	36.04	81.66	44.1	6.52	18.45	35.4	16.51	22.43	7.36	10.85	28.99	39.84	21.01	21.12	0.10	6.98	14.88	5.89	95.1
L.A.L.	82	40.33	85.13	47.4	6.67	18.49	36.1	19.60	25.45	7.70	12.38	31.55	43.93	23.27	21.67	0.11	8.76	13.45	5.12	106.9
Mam.	82	34.94	76.96	45.4	4.85	13.49	36.0	19.15	25.33	7.56	10.33	28.50	38.63	17.35	21.61	0.13	7.50	15.27	4.70	93.9
Miami	82	37.00	81.05	45.7	5.10	15.89	35.7	17.23	22.82	7.56	10.50	29.60	39.50	20.68	22.12	0.12	7.94	12.97	5.98	98.7
Milw.	82	36.70	82.38	44.5	6.23	17.17	36.3	19.67	25.21	7.80	11.87	28.87	40.73	21.98	24.22	0.27	7.43	14.07	3.76	93.9
Minn.	82	36.41	82.51	44.1	6.62	18.77	35.3	18.34	23.87	7.69	11.89	29.78	41.67	20.41	21.77	0.17	6.24	14.21	3.93	97.8
N.Y.	82	35.67	79.71	44.6	7.95	21.16	37.6	18.80	24.15	7.79	10.37	29.45	39.92	19.65	22.41	0.20	6.82	13.11	4.77	98.1
N.O.	82	35.50	79.63	45.7	6.78	18.61	38.4	18.04	22.35	8.06	12.67	29.81	40.61	21.11	21.01	0.19	7.29	12.53	4.12	105.8
Phi.	82	38.50	86.48	44.5	5.04	27.85	36.0	18.17	23.17	7.84	11.11	31.04	42.15	19.20	20.39	0.18	7.44	14.32	2.49	105.2
O.K.C.	82	36.57	81.90	44.7	4.00	11.57	34.6	19.83	25.23	7.86	12.18	30.45	42.63	20.28	20.18	0.10	7.41	16.22	4.52	97.0
Orl.	82	35.72	78.24	45.7	9.96	26.18	38.1	19.65	27.48	7.15	9.99	33.27	44.26	19.43	20.29	0.13	6.95	13.93	5.35	101.0
Pho.	82	36.35	85.49	45.6	16.37	31.18	20.15	27.02	7.45	12.67	28.49	41.16	20.09	20.12	0.06	8.02	14.11	5.06	97.4	
Port.	82	41.13	81.65	50.4	6.74	17.62	38.3	20.43	27.45	7.44	10.98	30.73	41.71	23.23	20.62	0.16	7.18	15.71	5.12	109.4
Sac.	82	36.80	79.20	46.5	7.27	18.96	38.3	18.55	24.24	7.65	12.93	28.78	41.71	20.33	20.38	0.13	7.17	12.87	4.90	99.4
Soc.	82	36.46	81.52	44.7	7.15	19.44	36.8	20.51	25.70	7.98	10.24	28.85	39.10	19.74	23.29	0.26	6.94	15.44	4.26	100.6
St.	82	37.45	82.34	45.5	7.32	18.73	36.6	19.77	23.51	8.16	11.89	32.12	42.67	21.17	18.85	0.23	7.83	14.71	5.95	93.7
Trn.	82	37.24	81.38	45.8	5.84	15.72	37.2	18.71	22.70	8.24	9.78	30.65	43.43	22.38	19.43	0.07	6.38	13.39	4.76	99.0
Utah	82	38.33	80.77	47.5	4.78	13.68	34.9	22.12	28.68	7.71	11.46	29.55	41.01	24.68	22.32	0.18	7.77	14.76	5.45	103.6
Wash.	82	36.51	81.16	45.0	4.82	14.61	33.0	18.22	23.76	7.67	11.66	28.41	40.07	20.01	20.48	0.11	8.55	13.98	4.45	96.1

OPPONENTS' STATISTICS (PER GAME)

TEAM	---FIELD GOALS---				---3-PT. F.G.'S---				---FREE THROWS---				---REBOUNDS---				---MISCELLANEOUS---			
	G	MADE	ATT	PCT	MADE	ATT	PCT	MADE	ATT	PCT	OFF	DEF	TOT	AST	PF	DD	STL	TO	BLK	PTS
All	82	36.61	80.60	45.4	6.44	18.24	35.3	16.89	21.95	7.69	11.65	30.26	41.90	20.79	20.50	0.11	6.48	13.67	4.32	96.5
Bos.	82	33.70	78.27	43.1	6.18	17.71	34.9	19.83	25.73	7.71	10.17	27.43	37.60	18.94	22.20	0.17	7.13	14.57	4.74	93.4
Chi.	82	38.30	83.71	45.8	5.93	17.07	34.7	19.91	25.33	7.86	12.40	30.38	42.78	21.01	20.83	0.12	7.59	14.35	5.48	102.5
Cl.	82	33.94	78.89	43.1	5.88	17.65	33.3	17.79	23.11	7.70	10.71	28.17	38.88	19.90	20.29	0.20	6.33	13.87	4.12	91.4
Dav.	82	37.45	82.34	45.5	7.04	16.93	35.1	16.56	23.26	7.98	11.78	30.60	41.61	19.65	20.06	0.11	7.16	12.98	4.07	98.9
Ind.	82	36.17	82.17	44.6	7.33	20.04	36.6	21.24	27.17	7.82	12.09	29.16	41.24	21.41	23.71	0.22	7.90	15.43	5.45	100.9
Det.	82	35.07	77.80	45.1	5.30	14.98	35.4	19.27	24.87	7.75	10.50	29.91	40.41	20.13	19.66	0.11	5.62	11.76	4.17	94.7
G.S.	82	41.48	88.70	46.8	7.10	18.67	38.0	22.29	28.61	7.79	14.21	32.87	47.07	21.55	23.50	0.29	7.89	14.99	5.05	112.3
Hou.	82	36.48	81.13	44.4	5.66	15.83	35.7	17.77	23.51	7.85	10.70	28.59	38.87	19.86	20.90	0.29	7.63	14.71	5.30	94.4
Mam.	82	38.30	83.68	45.8	6.84	19.01	36.5	20.25	29.65	7.64	10.99	33.02	41.01	21.11	20.63	0.10	7.74	14.04	5.04	106.2
L.A.C.	82	39.24	82.99	47.3	6.54	17.45	37.5	18.85	24.82	7.60	11.73	32.35	44.30	23.09	19.62	0.06	7.95	13.33	5.05	103.9
L.A.L.	82	37.20	83.23	44.7	7.15	20.73	34.5	17.73	23.55	7.53	11.70	29.76	41.45	22.61	22.15	0.16	7.74	15.55	4.78	99.3
Miami	82	36.80	80.78	47.3	6.54	18.41	35.0	19.20	24.91	7.70	10.27	29.65	39.91	21.16	21.78	0.13	7.71	14.56	5.40	93.7
Milw.	82	35.61	78.20	45.5	7.21	18.52	38.9	19.62	25.44	7.71	10.93	30.93	41.85	20.07	19.90	0.15	6.44	15.20	4.09	98.0
Minn.	82	34.80	76.01	45.8	6.85	18.12	37.8	20.31	20.24	7.91	10.13	30.32	40.85	21.10	22.46	0.18	7.51	16.46	4.59	100.4
N.Y.	82	37.91	80.01	47.4	6.54	17.32	37.7	23.34	26.16	7.78	9.91	30.96	40.98	21.52	20.02	0.13	7.44	12.54	5.90	102.7
N.O.	82	36.01	77.87	46.2	7.32	18.73	36.1	21.20	27.82	7.62	10.63	30.77	40.40	21.87	19.43	0.11	7.45	15.16	5.27	103.9
Phi.	82	41.77	77.18	45.0	7.01	19.82	35.4	17.72	22.91	7.73	10.02	29.99	40.01	20.11	20.43	0.11	5.80	13.28	3.54	94.3
O.K.C.	82	34.20	85.87	48.0	6.96	19.82	35.1	18.46	24.37	7.58	11.63	34.46	46.10	21.63	19.41	0.11	7.98	14.49	5.33	107.8
Orl.	82	39.39	82.91	47.5	6.39	17.55	36.4	17.90	23.54	7.61	10.78	30.44	41.22	21.57	20.27	0.17	8.50	13.90	4.96	103.1
Pho.	82	38.30	83.83	45.7	6.33	18.61	35.0	19.35	25.75	7.51	10.54	31.62	42.13	18.15	22.44	0.12	7.10	14.15	4.97	101.5
Port.	82	36.55	79.13	46.2	7.13	19.45	36.7	17.10	21.85	7.82	11.40	27.87	39.27	21.94	21.78	0.17	8.01	15.59	4.88	97.1
Sac.	82	35.98	85.67	46.7	6.73	19.94	38.3	19.93	25.71	7.75	12.11	28.68	40.79	21.23	22.89	0.20	6.81	14.21	4.50	107.5
Soc.	82	39.35	76.85	46.0	5.94	15.87	37.4	17.44	21.71	8.03	9.59	26.71	36.29	19.39	21.13	0.15	6.27	13.20	3.69	94.1
St.	82	40.01	82.83	46.7	5.84	17.07	40.6	20.85	28.17	7.97	12.43	31.61	43.01	21.04	20.11	0.17	7.58	14.40	5.31	103.9
S.T.	82	36.26	80.10	45.3	4.45	14.39	37.9	15.33	19.94	7.69	9.09	31.34	40.43	18.06	18.43	0.10	6.48	11.72	4.29	93.3
Trn.	82	36.88	83.26	46.5	7.67	20.93	36.7	18.82	24.15	7.84	10.91	30.96	41.88	23.01	20.06	0.17	6.35	13.33	4.71	101.9
Utah	82	36.82	79.58	45.6	6.80	18.12	36.1	20.73	27.23	7.61	11.07	29.18	40.26	20.00	24.65	0.12	6.28	16.10	4.85	100.9
Wash.	82	38.59	80.06	48.2	8.															



2008-09 AWARD WINNERS

NBA Most Valuable Player Award presented by Kia Motors	LeBron James, Cleveland Cavaliers
NBA Defensive Player of the Year Award presented by Kia Motors	Dwight Howard, Orlando Magic
NBA Coach of the Year	Mike Brown, Cleveland Cavaliers
T-Mobile NBA Rookie of the Year	Derrick Rose, Chicago Bulls
NBA Sixth Man Award presented by Kia Motors	Jason Terry, Dallas Mavericks
NBA Most Improved Player Award presented by Kia Motors	Danny Granger, Indiana Pacers
J. Walter Kennedy Citizenship Award	Dikembe Mutombo, Houston Rockets
NBA Sportsmanship Award	Chauncey Billups, Denver Nuggets
NBA Executive of the Year	Mark Warkentien, Denver Nuggets
NBA All-Star Game Co-Most Valuable Player	Shaquille O'Neal, Phoenix Suns and Kobe Bryant, L.A. Lakers
Bill Russell NBA Finals Most Valuable Player Award	Kobe Bryant, L.A. Lakers

2008-09 ALL-NBA TEAMS

First Team votes in parentheses.

Pos.	Player	Pts.	SECOND TEAM	Pts.	THIRD TEAM	Pts.	
F	LeBron James, Cleveland Cavaliers (122)	610	F	Tim Duncan, San Antonio Spurs (39)	F	Carmelo Anthony, Denver Nuggets (2)	116
F	Dirk Nowitzki, Dallas Mavericks (35)	383	F	Paul Pierce, Boston Celtics (27)	F	Pau Gasol, L.A. Lakers (2)	165
C	Dwight Howard, Orlando Magic (116)	596	C	Yao Ming, Houston Rockets (8)	C	Shaquille O'Neal, Phoenix Suns	68
G	Kobe Bryant, Los Angeles Lakers (119)	604	C	Brandon Roy, Portland Trail Blazers	G	Chauncey Billups, Denver Nuggets	131
G	Dwyane Wade, Miami Heat (103)	572	G	Chris Paul, New Orleans Hornets (32)	G	Tony Parker, San Antonio Spurs (1)	158

2008-09 NBA ALL-DEFENSIVE TEAM

First Team votes in parentheses.

FIRST TEAM			SECOND TEAM		
Pos.	Player	Pts.	Pos.	Player	Pts.
C	Dwight Howard, Orlando Magic (27)	55	C	Tim Duncan, San Antonio Spurs (10)	30
G	Kobe Bryant, Los Angeles Lakers (24)	53	G	Dwyane Wade, Miami Heat (9)	26
F	LeBron James, Cleveland Cavaliers (22)	47	G	Rajon Rondo, Boston Celtics (4)	23
F	Chris Paul, New Orleans Hornets (15)	36	F	Shane Battier, Houston Rockets (6)	22
F	Kevin Garnett, Boston Celtics (13)	35	F	Ron Artest, Houston Rockets (5)	22

2008-09 T-MOBILE NBA ALL-ROOKIE TEAM

First Team votes in parentheses. Chosen without regard to position.

FIRST TEAM		SECOND TEAM	
Player	Pts.	Player	Pts.
Derrick Rose, Chicago Bulls (29)	58	Eric Gordon, L.A. Clippers (13)	39
O.J. Mayo, Memphis Grizzlies (29)	58	Kevin Love, Minnesota Timberwolves (7)	34
Russell Westbrook, Oklahoma City Thunder (24)	53	Mario Chalmers, Miami Heat (5)	29
Brook Lopez, New Jersey Nets (21)	49	Marc Gasol, Memphis Grizzlies (2)	25
Michael Beasley, Miami Heat (17)	44	D.J. Augustin, Charlotte Bobcats	17
		Rudy Fernandez, Portland Trail Blazers	17

2008-09 MONTHLY AWARD WINNERS

PLAYERS OF THE MONTH

Oct/Nov:	LeBron James, Cleveland Cavaliers (Eastern) Chris Paul, New Orleans Hornets (Western)
December:	Dwyane Wade, Miami Heat (Eastern) Kobe Bryant, Los Angeles Lakers (Western)
January:	LeBron James, Cleveland Cavaliers (Eastern) Kobe Bryant, Los Angeles Lakers (Western)
February:	Dwyane Wade, Miami Heat (Eastern) Pau Gasol, Los Angeles Lakers (Western)
March:	LeBron James, Cleveland Cavaliers (Eastern) Chris Paul, New Orleans Hornets (Western)
April:	LeBron James, Cleveland Cavaliers (Eastern) Dirk Nowitzki, Dallas Mavericks (Western)

COACHES OF THE MONTH

Oct/Nov:	Doc Rivers, Boston Celtics (Eastern) Phil Jackson, Los Angeles Lakers (Western)
December:	Mike Brown, Cleveland Cavaliers (Eastern) Byron Scott, New Orleans Hornets (Western)
January:	Stan Van Gundy, Orlando Magic (Eastern) Kevin McHale, Minnesota Timberwolves (Western)
February:	Mike Brown, Cleveland Cavaliers (Eastern) Jerry Sloan, Utah Jazz (Western)
March:	Mike Brown, Cleveland Cavaliers (Eastern) Rick Adelman, Houston Rockets (Western)
April:	Doc Rivers, Boston Celtics (Eastern) Nate McMillan, Portland Trail Blazers (Western)

T-MOBILE ROOKIES OF THE MONTH

Nov/Dec:	Derrick Rose, Chicago Bulls (Eastern) O.J. Mayo, Memphis Grizzlies (Western)
December:	Chicago Bulls, Chicago Bulls (Eastern) Russell Westbrook, Okla. City Thunder (Western)
January:	Brook Lopez, New Jersey Nets (Eastern) Eric Gordon, Los Angeles Clippers (Western)
February:	Brook Lopez, New Jersey Nets (Eastern) Russell Westbrook, Okla. City Thunder (Western)
March:	Derrick Rose, Chicago Bulls (Eastern) Kevin Love, Minnesota Timberwolves (Western)
April:	Michael Beasley, Miami Heat (Eastern) O.J. Mayo, Memphis Grizzlies (Western)

COMMUNITY ASSIST AWARD

October:	Amar'e Stoudemire, Phoenix Suns
November:	Jason Terry, Dallas Mavericks
December:	Peja Stojakovic, New Orleans Hornets
January:	Dwight Howard, Orlando Magic
February:	Samuel Dalembert, Philadelphia 76ers
March:	Devin Harris, New Jersey Nets
April:	Leon Powe, Boston Celtics



EASTERN CONFERENCE FIRST ROUND

CLEVELAND VS. DETROIT

(Cavaliers win 4-0)
 April 18 Det. 84 at Cle. 102
 April 21 Cle. 82 at Cle. 94
 April 24 Cle. 79 at Det. 68
 April 26 Cle. 99 at Det. 78

BOSTON VS. CHICAGO

(Celtics win 4-3)
 April 18 Chi. 105 at Bos. 103 (OT)
 April 20 Chi. 115 at Bos. 118
 April 23 Bos. 107 at Chi. 86
 April 26 Bos. 118 at Chi. 121
 April 28 Chi. 104 at Bos. 106 (OT)
 April 30 Bos. 127 at Chi. 128 (3OT)
 May 2 Chi. 99 at Bos. 109

ORLANDO VS. PHILADELPHIA

(Magic wins 4-2)
 April 19 Phi. 100 at Orl. 98
 April 22 Phi. 87 at Orl. 96
 April 24 Orl. 94 at Phi. 96
 April 26 Orl. 84 at Phi. 81
 April 28 Phi. 78 at Orl. 91
 April 30 Orl. 114 at Phi. 89

ATLANTA VS. MIAMI

(Hawks win 4-3)
 April 19 Mia. 64 at Atl. 90
 April 22 Mia. 108 at Atl. 93
 April 25 Atl. 78 at Mia. 107
 April 27 Atl. 81 at Mia. 71
 April 29 Mia. 91 at Atl. 106
 May 1 Atl. 72 at Mia. 98
 May 3 Mia. 78 at Atl. 91

WESTERN CONFERENCE FIRST ROUND

LOS ANGELES VS. UTAH

(Lakers win 4-1)
 April 19 Uta. 100 at L.A.L. 113
 April 21 Uta. 109 at L.A.L. 119
 April 23 L.A.L. 86 at Uta. 88
 April 25 L.A.L. 108 at Uta. 94
 April 27 Uta. 96 at L.A.L. 107

DENVER VS. NEW ORLEANS

(Nuggets win 4-1)
 April 19 N.O.H. 84 at Den. 113
 April 22 N.O.H. 93 at Den. 108
 April 25 Den. 93 at N.O.H. 95
 April 27 Den. 121 at N.O.H. 63
 April 29 N.O.H. 86 at Den. 107

SAN ANTONIO VS. DALLAS

(Mavericks win 4-1)
 April 18 Dal. 105 at S.A. 97
 April 20 Dal. 84 at S.A. 105
 April 23 S.A. 67 at Dal. 88
 April 25 S.A. 90 at Dal. 99
 April 27 Dal. 106 at S.A. 93

PORTLAND VS. HOUSTON

(Rockets win 4-2)
 April 18 Hou. 108 at Por. 81
 April 21 Hou. 103 at Por. 107
 April 24 Por. 83 at Hou. 86
 April 26 Por. 88 at Hou. 89
 April 28 Hou. 77 at Por. 88
 April 30 Por. 76 at Hou. 92

EASTERN CONFERENCE SEMIFINALS

CLEVELAND VS. ATLANTA

(Cavaliers win 4-0)
 May 5 Atl. 72 at Cle. 99
 May 7 Atl. 85 at Cle. 105
 May 9 Cle. 97 at Atl. 82
 May 11 Cle. 84 at Atl. 74

BOSTON VS. ORLANDO

(Magic win 4-3)
 May 4 Orl. 95 at Bos. 90
 May 6 Orl. 94 at Bos. 112
 May 8 Bos. 96 at Orl. 117
 May 10 Bos. 95 at Orl. 94
 May 12 Orl. 88 at Bos. 92
 May 14 Bos. 75 at Orl. 83
 May 17 Orl. 101 at Bos. 82

WESTERN CONFERENCE SEMIFINALS

LOS ANGELES VS. HOUSTON

(Lakers win 4-3)
 May 4 Hou. 100 at L.A.L. 92
 May 6 Hou. 98 at L.A.L. 111
 May 8 L.A.L. 108 at Hou. 94
 May 10 L.A.L. 87 at Hou. 99
 May 12 Hou. 78 at L.A.L. 118
 May 14 L.A.L. 80 at Hou. 95
 May 17 Hou. 70 at L.A.L. 89

DENVER VS. DALLAS

(Nuggets win 4-1)
 May 3 Dal. 95 at Den. 109
 May 5 Dal. 105 at Den. 117
 May 9 Den. 106 at Dal. 105
 May 11 Den. 117 at Dal. 119
 May 13 Dal. 110 at Den. 124

EASTERN CONFERENCE FINALS

CLEVELAND VS. ORLANDO

(Magic win 4-2)
 May 20 Orl. 107 at Cle. 106
 May 22 Orl. 95 at Cle. 96
 May 24 Cle. 89 at Orl. 99
 May 26 Cle. 114 at Orl. 116 (OT)
 May 28 Orl. 102 at Cle. 112
 May 30 Cle. 90 at Orl. 103

WESTERN CONFERENCE FINALS

LOS ANGELES VS. SAN ANTONIO

(Lakers win 4-2)
 May 19 Den. 103 at L.A.L. 105
 May 21 Den. 106 at L.A.L. 103
 May 23 L.A.L. 103 at Den. 97
 May 25 L.A.L. 101 at Den. 120
 May 27 Den. 94 at L.A.L. 103
 May 29 L.A.L. 119 at Den. 92

2009 NBA FINALS

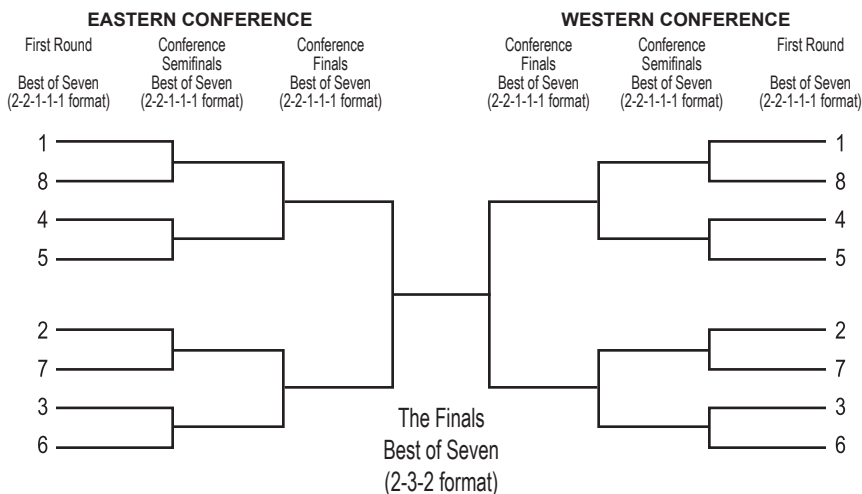
LOS ANGELES VS. ORLANDO

(Lakers win 4-1)
 June 4 Orl. 75 at L.A.L. 100
 June 7 Orl. 96 at L.A.L. 101 (OT)
 June 9 L.A.L. 104 at Orl. 108
 June 11 L.A.L. 99 at Orl. 91
 June 14 L.A.L. 99 at Orl. 86



NBA PLAYOFF STRUCTURE/ATTENDANCE

2010 NBA PLAYOFF STRUCTURE



Eight teams from each conference qualify for the NBA Playoffs. The three division winners and the team with the next-best record from each conference will receive the top four seeds and will be ranked Nos. 1-4 according to their regular-season records. The remaining four teams in each conference will be seeded 5-8 according to their won-lost records. In each round of the playoffs, the team with the better regular-season won-lost record gets the home-court advantage.

All rounds of the playoffs are a best-of-seven series. Each best-of-seven series will play 2-2-1-1-1 format except for the NBA Finals, which is a 2-3-2 format.

2008-09 FINAL REGULAR SEASON ATTENDANCE

TEAM	HOME ATTENDANCE			ROAD ATTENDANCE		
	G	ATT	AVG	G	ATT	AVG
Atlanta Hawks	41	686,688	16,748	41	709,432	17,303
Boston Celtics	41	763,584	18,624	41	777,995	18,975
Charlotte Bobcats	41	597,548	14,574	41	709,734	17,311
Chicago Bulls	41	868,667	21,187	41	719,902	17,559
Cleveland Cavaliers	41	841,000	20,512	41	774,879	18,899
Dallas Mavericks	41	821,723	20,042	41	701,207	17,103
Denver Nuggets	41	706,165	17,224	41	706,312	17,227
Detroit Pistons	41	896,971	21,877	41	739,010	18,025
Golden State Warriors	41	776,660	18,943	41	694,656	16,943
Houston Rockets	41	717,669	17,504	41	721,154	17,589
Indiana Pacers	41	581,472	14,182	41	702,311	17,130
Los Angeles Clippers	41	663,587	16,185	41	705,294	17,202
Los Angeles Lakers	41	778,877	18,997	41	788,049	19,221
Memphis Grizzlies	41	519,895	12,680	41	701,143	17,101
Miami Heat	41	748,778	18,263	41	744,174	18,151
Milwaukee Bucks	41	630,976	15,390	41	694,849	16,948
Minnesota Timberwolves	41	594,743	14,506	41	690,565	16,843
New Jersey Nets	41	621,062	15,148	41	721,059	17,587
New Orleans Hornets	41	695,727	16,969	41	727,689	17,749
New York Knickerbockers	41	790,801	19,288	41	729,946	17,804
Oklahoma City Thunder	41	766,868	18,704	41	683,862	16,680
Orlando Magic	41	698,768	17,043	41	734,416	17,913
Philadelphia 76ers	41	647,898	15,802	41	710,831	17,337
Phoenix Suns	41	755,302	18,422	41	743,012	18,122
Portland Trail Blazers	41	841,499	20,524	41	696,795	16,995
Sacramento Kings	41	520,169	12,687	41	706,339	17,228
San Antonio Spurs	41	749,048	18,269	41	724,187	17,663
Toronto Raptors	41	769,707	18,773	41	688,203	16,785
Utah Jazz	41	816,042	19,903	41	698,568	17,038
Washington Wizards	41	681,119	16,613	41	703,440	17,157
TOTALS	1230	21,549,013	17,520	1230	21,549,013	17,520



NATIONAL BASKETBALL ASSOCIATION

**NBA ENTERTAINMENT
WOMEN'S NATIONAL BASKETBALL ASSOCIATION
NBA DEVELOPMENT LEAGUE**

NEW YORK

Olympic Tower
645 Fifth Avenue
New York, NY 10022
Telephone: (212) 407-8000
Fax: (212) 832-3861

477 Madison Avenue
New York, NY 10022
Telephone: (212) 407-8700
Fax: (212) 759-1412

NEW JERSEY

450 Harmon Meadow Boulevard
Secaucus, NJ 07094
Telephone: (201) 865-1500
Fax: (201) 865-2626

100 Plaza Drive
Secaucus, NJ 07094
Telephone: (201) 865-1500
Fax: (201) 974-5973

NBA STORE

666 Fifth Avenue
New York, NY 10103
Telephone: (212) 515-6221
Fax: (212) 515-6249

NBA CITY

6068 Universal Boulevard
Orlando, FL 32819
Telephone: (407) 363-5919
Fax: (407) 370-3178

600 First Avenue North
Minneapolis, MN 55403-1416
Telephone: (612) 767-2960

INTERNATIONAL OFFICES

EUROPE

Headquarters - NBA EMEA
125 Kensington High Street
London, W8 5SF, UK
TEL: 011-44-20-7795-8921
FAX: 011-44-20-7795-8901

FRANCE

18 rue Pasquier
75008 Paris, France
TEL: 011-33-1-7841-4400
FAX: 011-33-1-7841 4327

ITALY

Via Dogana 3
20123, Milano, Italy
TEL: 011-39-02-8648-9361
FAX: 011-39-02-809-250

SPAIN

pq. Empresarial 'La Finca'
Edif. 15A, 28223
Pozuelo de Alarcón
Madrid, Spain
TEL: 011-34-91297-9700
FAX: 011-34-91799-5999

TURKEY

Astoria Is Merkezi
Buyukdere Cad. No:127 A Kule K:9
Esentepe 34394, Istanbul, Turkey
TEL : +90 212 340 7600
FAX: +90 212 340 7601

LATIN AMERICA

American Airlines Arena
601 Biscayne Boulevard
Miami, FL 33132
Telephone: (305) 269-4100
Fax: (305) 269-4139

MEXICO

Jose Maria Castorena 524
Suite #206-207
Col. Cuajimalpa, Mexico, D.F. C.P. 05000
Telephone: 011-5255-813-6699/7000
Fax: 011-5255-812-7464

CANADA

40 Bay Street, Suite 400
Toronto, Ontario
Canada M5J 2X2
Telephone: 416-364-2030
Fax: 416-364-0205

ASIA/PACIFIC

Hong Kong
1207 Man Yee Building
68 Des Voeux Road Central
Central Hong Kong
Telephone: 852-2843-9600
Fax: 852-2536-4808

JAPAN

Aioi Insurance Shinjuku Bldg.,
14th Floor
3-25-03 Yoyogi, Shibuya-ku
Tokyo, Japan 151-0053
Telephone: 813-5351-2411
Fax: 813-5351-2470

TAIWAN

Suite 1303, No. 88, Section 2,
Chung Hsiao East Road
Taipei, Taiwan ROC
Telephone: 886-2-2358-1900
Fax: 886-2-2358-1098

KOREA

41F Gangnam Finance Center
737 Yeoksam-dong, Gangnam-gu
Seoul Korea 135-984
Telephone: 822 2008 4617
Fax: 822 2008 4618

CHINA—BEIJING

19th Floor, Office Tower 2,
China Central Place,
No. 79 Jianguo Road,
Chaoyang District,
Beijing 100025, China
Telephone: (86)10-5200-8200
Fax: (86)10-5200-8202

CHINA—SHANGHAI

Unit 2703-08, 27/F,
Tower 2, Plaza 66
1366 Nanjing West Road
Shanghai 200040, China
Telephone: (86)21-6137-2200
Fax: (86)-21-6288-9920



MAKE IT A GRAND NIGHT!

Start a hot streak at one of our **1,800 Slot Machines** or fire it up at one of our exciting table games including **Poker, Blackjack, Texas Hold 'Em, Craps, Spinette (Roulette), Keno** and much more!



Ignite Something Grand

I-40 EXIT 178, SHAWNEE | 405-96-GRAND
WWW.FIRELAKEGRAND.COM

ALL-TIME RECORDS 

OKLAHOMA CITY
THUNDER





YEAR-BY-YEAR RECORD

SEASON	HOME	ROAD	NEUTRAL	OVERALL
1967-68	9-19	7-24	7-16	23-59
1968-69	18-18	6-29	6-5	30-52
1969-70	22-14	10-26	4-6	36-46
1970-71	27-13	11-30	0-1	38-44
1971-72	28-12	18-22	1-1	47-35
1972-73	16-25	10-29	0-2	26-56
1973-74	22-19	14-27	0-0	36-46
1974-75	24-17	19-22	0-0	43-39
1975-76	31-10	12-29	0-0	43-39
1976-77	27-14	13-28	0-0	40-42
1977-78	31-10	16-25	0-0	47-35
1978-79*	31-10	21-20	0-0	52-30
1979-80	33-8	23-18	0-0	56-26
1980-81	22-19	12-29	0-0	34-48
1981-82	31-10	21-20	0-0	52-30
1982-83	29-12	19-22	0-0	48-34
1983-84	32-9	10-31	0-0	42-40
1984-85	20-21	11-30	0-0	31-51
1985-86	24-17	7-34	0-0	31-51
1986-87	25-16	14-27	0-0	39-43
1987-88	32-9	12-29	0-0	44-38
1988-89	31-10	16-25	0-0	47-35
1989-90	30-11	11-30	0-0	41-41
1990-91	28-13	13-28	0-0	41-41
1991-92	28-13	19-22	0-0	47-35
1992-93	32-8	21-19	2-0	55-27
1993-94	37-4	26-15	0-0	63-19
1994-95	32-9	25-16	0-0	57-25
1995-96	38-3	26-15	0-0	64-18
1996-97	31-10	26-15	0-0	57-25
1997-98	35-6	26-15	0-0	61-21
1998-99	17-8	8-17	0-0	25-25
1999-00	24-17	21-20	0-0	45-37
2000-01	26-15	18-23	0-0	44-38
2001-02	26-15	19-22	0-0	45-37
2002-03	25-16	15-26	0-0	40-42
2003-04	20-20	15-25	2-0	37-45
2004-05	26-15	26-15	0-0	52-30
2005-06	22-19	13-28	0-0	35-47
2006-07	20-21	11-30	0-0	31-51
2007-08	13-28	7-34	0-0	20-62
2008-09	15-26	8-33	0-0	23-59
TOTALS	1090-589	656-1024	22-31	1768-1644
PCT.	.649	.391	.415	.518

* Won NBA Championship
Club records in **bold**

COACHES RECORDS



COACHES YEAR-BY-YEAR

SEASON	COACH	WL	PCT	FINISH	PLAYOFFS PCT
1967-68	Al Bianchi	23-59	.280	5th/West	Did not qualify
1968-69	Al Bianchi	30-52	.366	6th/West	Did not qualify
1969-70	Lenny Wilkens	36-46	.439	5th/West	Did not qualify
1970-71	Lenny Wilkens	38-44	.463	4th/Pacific	Did not qualify
1971-72	Lenny Wilkens	47-35	.573	3rd/Pacific	Did not qualify
1972-73	Tom Nissalke	13-32			
	Bucky Buckwalter	13-24			
	Total	26-56	.317	4th/Pacific	Did not qualify
1973-74	Bill Russell	36-46	.439	3rd/Pacific	Did not qualify
1974-75	Bill Russell	43-39	.524	2nd/Pacific	4-5
1975-76	Bill Russell	43-39	.524	2nd/Pacific	2-4
1976-77	Bill Russell	40-42	.488	4th/Pacific	Did not qualify
1977-78	Bob Hopkins	5-17			
	Lenny Wilkens	42-18			
	Total	47-35	.573	3rd/Pacific	13-9
1978-79	Lenny Wilkens	52-30	.634	1st/Pacific	12-5
1979-80	Lenny Wilkens	56-26	.683	2nd/Pacific	7-8
1980-81	Lenny Wilkens	34-48	.415	6th/Pacific	Did not qualify
1981-82	Lenny Wilkens	52-30	.634	2nd/Pacific	3-5
1982-83	Lenny Wilkens	48-34	.585	3rd/Pacific	0-2
1983-84	Lenny Wilkens	42-40	.512	3rd/Pacific	2-3
1984-85	Lenny Wilkens	31-51	.378	4th/Pacific	Did not qualify
1985-86	Bernie Bickerstaff	31-51	.378	5th/Pacific	Did not qualify
1986-87	Bernie Bickerstaff	39-43	.475	4th/Pacific	7-7
1987-88	Bernie Bickerstaff	44-38	.537	3rd/Pacific	2-3
1988-89	Bernie Bickerstaff	47-35	.573	3rd/Pacific	3-5
1989-90	Bernie Bickerstaff	41-41	.500	4th/Pacific	Did not qualify
1990-91	K.C. Jones	41-41	.500	5th/Pacific	2-3
1991-92	K.C. Jones	18-18			
	Bob Kloppenburg	2-2			
	George Karl	27-15			
	Total	47-35	.573	4th/Pacific	4-5
1992-93	George Karl	55-27	.670	2nd/Pacific	10-9
1993-94	George Karl	63-19	.768	1st/Pacific	2-3
1994-95	George Karl	57-25	.695	2nd/Pacific	1-3
1995-96	George Karl	64-18	.780	1st/Pacific	13-8
1996-97	George Karl	57-25	.695	1st/Pacific	6-6
1997-98	George Karl	61-21	.753	1st/Pacific	4-6
1998-99	Paul Westphal	25-25	.500	5th/Pacific	Did not qualify
1999-00	Paul Westphal	45-37	.549	4th/Pacific	2-3
2000-01	Paul Westphal	6-9			
	Nate McMillan	38-29			
	Total	44-38	.537	5th/Pacific	Did not qualify
2001-02	Nate McMillan	45-37	.549	4th/Pacific	2-3
2002-03	Nate McMillan	40-42	.488	5th/Pacific	Did not qualify
2003-04	Nate McMillan	37-45	.451	5th/Pacific	Did not qualify
2004-05	Nate McMillan	52-30	.634	1st/Northwest	6-5
2005-06	Bob Weiss	13-17	.433		
	Bob Hill	22-30	.423		
	Total	35-47	.427	3rd/Northwest	Did not qualify
2006-07	Bob Hill	31-51	.378	5th/Northwest	Did not qualify
2007-08	P.J. Carlesimo	20-62	.244	5th/Northwest	Did not qualify
2008-09	P.J. Carlesimo	1-12			
	Scott Brooks	22-47			
	Total	23-59	.280	5th/Northwest	Did not qualify
TOTALS		1768-1644	.518		107-110
					.493

Note: Bickerstaff's 1988-89 total includes six games he did not coach due to illness (Tom Newell, 0-1/Bob Kloppenburg, 1-4).

McMillan's 2001-02 total includes one game he did not coach due to a family illness (Dwane Casey, 1-0).

McMillan's 2004-05 total includes four games he did not coach due to family circumstances (Dwane Casey, 2-2).

Hill's 2006-07 total includes one game he did not coach due to illness (Gordon Chiesa, 0-1).

COACHES OVERALL RECORDS

COACH	REGULAR SEASON RECORD	PCT	PLAYOFF RECORD	PCT
Al Bianchi	53-111	.323	0-0	---
Lenny Wilkens	478-402	.543	37-32	.536
Tom Nissalke	13-32	.289	0-0	---
Bucky Buckwalter	13-24	.351	0-0	---
Bill Russell	162-166	.494	6-9	.400
Bob Hopkins	5-17	.227	0-0	---
Bernie Bickerstaff	202-208	.493	12-15	.444
K.C. Jones	59-59	.500	2-3	.400
Bob Kloppenburg	2-2	.500	0-0	---
George Karl	384-150	.719	40-40	.500
Paul Westphal	76-71	.517	2-3	.400
Nate McMillan	212-183	.551	8-8	.500
Bob Weiss	13-17	.433	0-0	---
Bob Hill	53-81	.396	0-0	---
P.J. Carlesimo	21-74	.221	0-0	---
Scott Brooks	22-47	.318	0-0	---
TOTALS	1725-1523	.531	107-110	.493



HIGH/LOW SCORING GAMES - WIN/LOSS STREAKS

HIGHEST SCORING GAMES

POINTS	OPPONENT	DATE	SCORE
154	at Milwaukee (5OT)	11/9/89	154-155
154	L.A. Clippers	12/2/88	154-104
152	at Phoenix (2OT)	1/22/06	152-149
151	Denver (20T)	4/6/08	151-147
151	Phoenix	4/2/88	151-107
150	L.A. Clippers	4/14/94	150-101
149	Philadelphia	3/6/93	149-93
147	Denver	3/18/83	147-117
146	Denver	1/15/91	146-99
146	San Francisco	2/14/71	146-101
146	Philadelphia	11/15/69	146-136
146	San Francisco	2/11/68	146-118

LOWEST SCORING GAMES

POINTS	OPPONENT	DATE	SCORE
65	Detroit	3/7/04	65-86
65	at L.A. Clippers	11/18/90	65-78
66	Houston	4/4/08	66-79
69	at Memphis	11/8/05	69-94
70	New Jersey	11/25/03	70-93
71	at San Antonio	2/24/07	71-102
71	Utah	2/16/99	71-56
71	at L.A. Lakers	3/19/96	71-94
72	Portland	4/3/09	72-107
72	Houston	11/29/02	72-83
72	at Cleveland	2/25/97	72-66
73	at Milwaukee	2/27/05	73-99
73	San Antonio	12/19/03	73-87
73	San Antonio	3/6/01	73-101
73	at Houston	4/13/97	73-113
73	at Denver	10/31/85	73-90
74	at Miami	3/12/04	74-82
74	Washington	3/26/03	74-80
74	at Boston	2/5/03	74-114

LONGEST WINNING STREAKS

STREAK	COACH	DATES OF STREAK	END OF STREAK	STREAK ENDED BY	SCORE
14	George Karl	2/3/96 to 3/5/96	3/6/96	at Washington	88-99
12	Lenny Wilkens	10/29/82 to 11/19/82	11/21/82	New Jersey	91-111
11	George Karl	11/7/96 to 11/24/96	11/26/96	at Charlotte	89-97
10	George Karl	1/3/95 to 1/24/95	1/26/95	Utah	108-120
10	George Karl	11/6/93 to 11/26/93	11/27/93	at Cleveland	90-101
10	George Karl	2/13/93 to 3/6/93	3/8/93	at Indiana	99-105
9	Nate McMillan	11/5/04 to 11/19/04	11/21/04	at Boston	83-102
9	George Karl	1/2/97 to 1/22/97	1/23/97	at L.A. Clippers	100-102
9	George Karl	3/21/96 to 4/5/96	4/6/96	at Portland	92-95
9	George Karl	3/20/94 to 4/5/94	4/7/94	at Denver	90-104
9*	Bill Russell	3/26/75 to 10/26/75	10/28/75	at Chicago	90-101
8	George Karl	12/26/97 to 1/9/98	1/11/98	at New York	91-92
8	Bernie Bickerstaff	4/8/89 to 4/21/89	4/23/89	at L.A. Lakers	117-121
8	Lenny Wilkens	3/27/83 to 4/12/83	4/13/83	at Phoenix	96-109
8	Lenny Wilkens	1/3/82 to 1/19/82	1/20/82	at Washington	95-106
8	Lenny Wilkens	1/31/80 to 2/17/80	2/19/80	at Chicago	106-115
8	Lenny Wilkens	1/9/80 to 1/23/80	1/25/80	at San Antonio	116-125
8*	Lenny Wilkens	4/9/78 to 10/27/78	10/29/78	at San Diego	100-103
8	Bill Russell	2/11/76 to 2/25/76	2/27/76	at Boston	118-122

* Streak over two seasons

LONGEST LOSING STREAKS

STREAK	COACH	DATES OF STREAK	END OF STREAK	STREAK ENDED BY	SCORE
14	P.J. Carlesimo/Scott Brooks	11/5/08 to 11/28/08	11/29/08	Memphis	111-103
14	P.J. Carlesimo	12/31/07 to 1/27/08	1/29/08	San Antonio	88-85
13*	P.J. Carlesimo	4/9/07 to 11/13/07	11/14/07	at Miami	104-95
12*	Al Bianchi/Lenny Wilkens	3/15/69 to 10/28/70	10/31/70	Cincinnati	129-121
10	Al Bianchi	12/12/68 to 12/29/68	12/30/68	Phoenix	120-118
9	Tom Nissalke	10/29/72 to 11/15/72	11/17/72	Philadelphia	105-92
8	Bernie Bickerstaff	2/4/87 to 2/19/87	2/21/87	Washington	110-93
8*	L. Wilkens/B. Bickerstaff	4/5/85 to 10/31/85	11/2/85	Chicago	118-100
8	Lenny Wilkens	12/30/82 to 1/14/83	1/16/83	Kansas City	111-96
8	Al Bianchi	11/1/67 to 11/14/67	11/17/67	San Diego	130-124
7	Bernie Bickerstaff	3/25/89 to 4/6/89	4/8/89	at Dallas	114-90
7	Lenny Wilkens	3/22/85 to 4/2/85	4/4/85	at Utah	119-118
7	Lenny Wilkens	3/15/81 to 3/27/81	3/29/81	Golden State	96-92
7	Tom Nissalke	12/13/72 to 12/25/72	12/26/72	at Golden State	97-95

* Streak over two seasons

OPPONENTS HIGHEST SCORING GAMES

POINTS	OPPONENT	DATE	SCORE
168	at Denver	3/16/08	168-116
160	Philadelphia	12/20/67	122-160
155	at Milwaukee (5OT)	11/9/89	154-155
153	Cin. in Clev.	11/24/67	133-153
151	at L.A. Lakers	2/2/68	113-151
151	at L.A. Lakers	1/21/68	123-151
150	St. Louis in Port.	3/7/68	133-150
149	at Phoenix (2OT)	1/22/06	152-149
149	at L.A. Lakers	11/22/70	124-149
149	Philadelphia	2/14/68	125-149
148	at San Diego	11/14/69	112-148
147	Denver (2OT)	4/6/08	151-147
147	Dallas	11/6/86	124-147
147	at Baltimore	2/16/68	118-147

OPPONENTS LOWEST SCORING GAMES

POINTS	OPPONENT	DATE	SCORE
56	Utah	2/16/99	71-56
58	Milwaukee	2/21/03	88-58
64	New York	2/21/97	84-64
66	at Cleveland	2/25/97	72-66
67	San Antonio	4/18/01	105-67
68	at New Jersey	11/17/04	79-68
68	Denver	2/22/98	88-68
68	Vancouver	12/21/95	92-68
70	Phoenix	4/16/03	84-70
70	at Charlotte	2/18/90	85-70
70	at Dallas	11/25/89	117-70
71	Memphis	3/28/03	95-71
71	Miami	12/7/02	100-71
71	Golden State	2/9/99	90-71
72	Milwaukee	1/19/07	99-72
72	New Orleans	4/15/05	97-72
72	at Detroit	12/12/03	93-72

WINNING/LOSING STREAKS & MARGINS OF VICTORY



LONGEST HOME WINNING STREAKS

STREAK	COACH	DATES OF STREAK	END OF STREAK	STREAK ENDED BY	SCORE
29*	Bill Russell	2/11/76 to 12/10/76	12/12/76	Houston	92-96
17	George Karl	11/11/94 to 1/24/95	1/26/95	Utah	108-120
17	Bernie Bickerstaff	11/29/88 to 1/29/89	1/31/89	New Jersey	112-118
17	Bernie Bickerstaff	11/18/87 to 1/22/88	1/24/88	L.A. Lakers	109-116
17*	Lenny Wilkens	2/10/78 to 10/27/79	11/8/79	New York	100-104
14*	George Karl	4/19/93 to 12/21/93	12/23/93	Phoenix	86-87
14	George Karl	11/21/92 to 1/18/93	1/27/93	San Antonio	99-119
13*	George Karl	3/13/97 to 11/2/97	11/5/97	Atlanta	95-117
13*	George Karl	3/22/94 to 11/5/94	11/9/94	Sacramento	100-108
12	George Karl	2/22/98 to 4/2/98	4/6/98	Phoenix	92-102
12	George Karl	11/4/97 to 12/20/97	12/23/97	Minnesota	103-112
11	George Karl	12/17/96 to 1/22/97	1/26/97	L.A. Lakers	103-104
11	George Karl	1/21/96 to 2/28/96	3/10/96	San Antonio	105-106
11	Lenny Wilkens	1/6/84 to 2/15/84	2/17/84	Boston	100-111
10	George Karl	12/1/95 to 1/16/96	1/19/96	New York	97-100
10	Lenny Wilkens	1/6/82 to 2/18/82	2/19/82	Atlanta	122-127
10	Lenny Wilkens	10/28/79 to 12/5/79	12/9/79	Chicago	112-121
10*	Lenny Wilkens	3/4/79 to 10/24/79	10/26/79	Phoenix	86-92

* Streak over two seasons

LONGEST ROAD WINNING STREAKS

STREAK	COACH	DATES OF STREAK	END OF STREAK	STREAK ENDED BY	SCORE
10	George Karl	1/3/95 to 2/5/95	2/15/95	at L.A. Lakers	96-102
8	Nate McMillan	1/24/02 to 2/27/02	3/1/02	at New York	87-89
8	George Karl	12/9/97 to 1/9/98	1/11/98	at New York	91-92
8	George Karl	11/7/96 to 11/24/96	11/26/96	at Charlotte	89-97
8	Lenny Wilkens	10/31/82 to 11/27/82	12/5/82	at Kansas City	103-106
7	George Karl	2/3/96 to 3/5/96	3/6/96	at Washington	88-99
6	Nate McMillan	12/8/04 to 1/3/05	1/5/05	at Orlando	87-105
6	Paul Westphal	1/4/00 to 1/20/00	1/21/00	at Boston	86-111
6	George Karl	2/6/93 to 2/26/93	3/8/93	at Indiana	99-105
6	Lenny Wilkens	1/2/79 to 1/25/79	1/26/79	at San Antonio	108-125

LONGEST HOME LOSING STREAKS

STREAK	COACH	DATES OF STREAK	END OF STREAK	STREAK ENDED BY	SCORE
11	P.J. Carlesimo/Scott Brooks	11/5/08 to 12/16/08	12/19/08	Toronto	91-83
9	P.J. Carlesimo/Bob Hill	4/9/07 to 11/28/07	11/30/07	Indiana	95-93
9	Al Bianchi	2/14/68 to 3/18/68	3/19/68	Chicago	122-104
6	P.J. Carlesimo	12/31/07 to 1/27/08	1/29/08	San Antonio	88-85
6	Lenny Wilkens	3/22/85 to 4/11/85	11/2/85	Chicago	118-100
6	Tom Nissalke	10/29/72 to 11/12/72	11/17/72	Philadelphia	105-92
6	Al Bianchi	12/24/67 to 1/8/68	1/28/68	Baltimore	135-126
5	Paul Westphal	3/18/00 to 3/29/00	3/31/00	Sacramento	123-108
5	Al Bianchi	12/12/68 to 12/29/68	12/30/68	Phoenix	120-118

LONGEST ROAD LOSING STREAKS

STREAK	COACH	DATES OF STREAK	END OF STREAK	STREAK ENDED BY	SCORE
15	Bob Hill	12/2/07 to 2/5/07	2/7/07	at Indiana	103-102
14*	Bill Russell	3/23/76 to 12/1/76	12/3/76	at Philadelphia	121-112
13	Tom Nissalke	11/21/72 to 12/25/72	12/26/72	at GoldenState	97-95
12	P.J. Carlesimo	3/4/08 to 4/11/08	4/16/08	at Golden State	126-121
12	Bernie Bickerstaff	11/28/89 to 1/31/90	2/2/90	at Indiana	87-86
11*	Al Bianchi/Lenny Wilkens	3/15/69 to 11/2/69	11/4/69	at Detroit	116-102
10	P.J. Carlesimo	12/15/07 to 2/4/08	2/6/08	at Sacramento	105-92
10	Lenny Wilkens	3/4/84 to 3/29/84	3/31/84	at San Antonio	124-106

* Streak over two seasons

LARGEST MARGINS OF VICTORY

MARGIN	OPPONENT	DATE	SCORE
56	Philadelphia	3/6/93	149-93
56	at Houston	12/6/86	136-80
50	L.A. Clippers	12/2/88	154-104
49	L.A. Clippers	4/14/94	150-101
47	Denver	1/15/91	146-99
47	at Dallas	11/25/89	117-70
45	San Francisco	2/14/71	146-101
44	Toronto	1/15/97	122-78
44	Phoenix	4/2/88	151-107
41	at L.A. Clippers	4/15/09	126-85
40	at Vancouver	4/3/98	138-98
40	Golden State	12/17/96	123-83
40	Philadelphia	3/23/96	129-89
40	at Detroit	3/12/95	134-94
40	Orlando	12/17/94	124-84
40	Charlotte	11/7/89	128-88
39	Portland	4/2/06	122-83
39	Boston	12/29/95	124-85

LARGEST MARGINS OF DEFEAT

MARGIN	OPPONENT	DATE	SCORE
52	at Denver	3/16/08	116-168
47	Boston	11/20/68	92-139
44	Dallas	4/11/85	80-124
44	at Milwaukee	12/19/72	77-121
42	at Minnesota	1/7/09	87-129
42	Denver	2/27/08	96-138
41	San Antonio	3/25/07	79-120
41	at Washington	11/11/05	96-137
40	at Boston	2/5/03	74-114
40	at Houston	4/13/97	73-113
39	at Milwaukee	12/11/73	91-130
38	at Atlanta	3/15/72	96-134
38	at L.A. Lakers	2/2/68	113-151
38	Philadelphia	12/20/67	122-160



OKLAHOMA CITY TEAM RECORDS

MOST POINTS SCORED

Game:	126	at L.A. Clippers	4/15/09
Half:	72	at Golden State	1/21/09
Quarter:	39	Denver	2/4/09

MOST POINTS SCORED

Game:	126	at L.A. Clippers	4/15/09
Half:	72	at Golden State	1/21/09
Quarter:	39	Denver	2/4/09

FEWEST POINTS SCORED

Game:	72	Portland	4/3/09
Half:	29	at Utah	11/7/08
Quarter:	11	Boston	11/5/08

FIELD GOALS MADE

Game:	48	at L.A. Clippers	4/15/09
Half:	28	at Golden State	2/21/09
Quarter:	17	Denver	1/2/09
Low:	26	New Orleans	11/21/08

FIELD GOALS ATTEMPTED

Game:	98	at Chicago	1/10/09
Half:	51	2 times, last, at Golden State	2/21/09
Quarter:	31	Golden State	12/8/08
Low:	66	at Charlotte	12/3/08

FIELD GOAL PERCENTAGE

Highest:	.584	Denver	1/2/09
	(45-77)		
Lowest:	.354	at Cleveland	11/26/08
	(29-82)		

FREE THROWS MADE

Game:	33	3 times, last, at Sacramento	2/1/09
Half:	23	at Memphis	11/29/08
Quarter:	15	2 times, last at Denver	3/11/09
Low:	9	2 times, last, Charlotte	4/10/09

FREE THROWS ATTEMPTED

Game:	39	2 times, last, at Sacramento	2/1/09
Half:	25	Memphis	12/10/08
Quarter:	17	3 times, last, L.A. Lakers	2/24/09
Low:	12	2 times, last, at San Antonio	12/14/08

FREE THROW PERCENTAGE

Highest:	1.000	L.A. Clippers	11/19/08
	(23-23)		
Lowest:	.600	Golden State	12/8/08
	(12-20)		

THREE-POINT FIELD GOALS MADE

Game:	12	at Phoenix	2/20/09
Half:	8	at Phoenix	2/20/09
Quarter:	5	2 times, last, San Antonio	4/7/09
Low:	0	at Houston	11/11/08

THREE-POINT FIELD GOALS ATTEMPTED

Game:	23	2 times, last, New Orleans	2/17/09
Half:	16	Golden State	12/8/08
Quarter:	10	Dallas	3/2/09
Low:	3	Minnesota	11/2/08

THREE-POINT FIELD GOAL PERCENTAGE

Highest:	.667	San Antonio	4/7/09
	(6-9)		
Lowest:	.000	at Houston	11/1/08
	(0-4)		

REBOUNDS

Game:	59	at Chicago	1/10/09
Half:	43	Orlando	11/12/08
Quarter:	24	2 times, last at New York	11/14/08
Low:	28	2 times, last, at Charlotte	12/3/08

ASSISTS

Game:	36	at L.A. Clippers	4/15/09
Half:	19	at L.A. Clippers	4/15/09
Quarter:	11	2 times, last, at L.A. Clippers	4/15/09
Low:	13	3 times, last, Chicago	3/18/09

PERSONAL FOULS

Game:	29	3 times, last, at Sacramento	2/1/09
-------	----	------------------------------	--------

DISQUALIFICATIONS

Game:	1	8 times, last, at Minnesota	3/22/09
-------	---	-----------------------------	---------

STEALS

Game:	17	at L.A. Clippers	4/15/09
Half:	10	at L.A. Clippers	4/15/09
Quarter:	7	San Antonio	3/16/09
Low:	2	Orlando	11/12/08

BLOCKED SHOTS

Game:	11	at Washington	12/27/08
Half:	8	at Washington	12/27/08
Quarter:	5	3 times, last, Chicago	3/18/09
Low:	0	at Milwaukee	4/11/09

TURNOVERS:

Game:	26	New Orleans	11/21/08
Half:	16	Charlotte	4/10/09
Quarter:	11	2 times, last, Charlotte	4/10/09
Low:	10	2 times, last, at Minnesota	3/22/09

OKLAHOMA CITY OPPONENT TEAM RECORDS



MOST POINTS SCORED

Game:	140	at Phoenix	2/20/09
Half:	79	at Phoenix	2/20/09
Quarter:	42	at Minnesota	1/7/09

FEWEST POINTS SCORED

Game:	74	Philadelphia	3/8/09
Half:	33	Detroit	1/16/09
Quarter:	12	3 times, last, Philadelphia	3/8/09

FIELD GOALS MADE

Game:	53	at Phoenix	2/20/09
Half:	30	at Phoenix	2/20/09
Quarter:	16	Many Times, last, at Golden State	1/21/09
Low:	28	2 times, last, Philadelphia	3/8/09

FIELD GOALS ATTEMPTED

Game:	100	at Washington	12/27/08
Half:	53	3 times, last, at L.A. Lakers	2/10/09
Quarter:	33	Denver	2/4/09
Low:	71	Philadelphia	3/8/09

FIELD GOAL PERCENTAGE

Highest:	.608	at Cleveland	11/26/08
	(45-74)		
Lowest:	.333	Charlotte	4/10/09
	(29-87)		

FREE THROWS MADE

Game:	38	at Golden State	1/21/09
Half:	23	at Golden State	1/21/09
Quarter:	16	at Golden State	1/21/09
Low:	3	Detroit	1/16/09

FREE THROWS ATTEMPTED

Game:	40	2 times, last, at Golden State	1/21/09
Half:	25	2 times, last, at Golden State	1/21/09
Quarter:	17	2 times, last, at Golden State	1/21/09
Low:	8	Detroit	1/16/09

FREE THROW PERCENTAGE

Highest:	1.000	Minnesota	11/2/08
	(16-16)		
Lowest:	.375	Detroit	1/16/09
	(3-8)		

THREE-POINT FIELD GOALS MADE

Game:	13	at Orlando	12/5/08
Half:	10	at Orlando	12/5/08
Quarter:	7	at San Antonio	12/14/08
Low:	1	2 times, last, Utah	3/20/09

THREE-POINT FIELD GOALS ATTEMPTED

Game:	34	New York	1/6/09
Half:	19	Dallas	3/2/09
Quarter:	11	at San Antonio	12/14/08
Low:	8	2 times, last, Detroit	1/16/09

THREE-POINT FIELD GOAL PERCENTAGE

Highest:	.667	Sacramento	2/8/09
	(12-18)		
Lowest:	.118	Toronto	12/19/08
	(2-17)		

REBOUNDS

Game:	58	at Philadelphia	11/15/08
Half:	39	Toronto	12/19/08
Quarter:	22	Boston	11/5/08
Low:	26	Utah	1/14/09

ASSISTS

Game:	36	at Phoenix	2/20/09
Half:	22	at Utah	1/30/09
Quarter:	12	3 times, last, at Toronto	3/27/09
Low:	9	Philadelphia	3/8/09

PERSONAL FOULS

Game:	29	at L.A. Clippers	1/23/09
-------	----	------------------	---------

DISQUALIFICATIONS

Game:	2	2 times, last, at Sacramento	2/1/09
-------	---	------------------------------	--------

STEALS

Game:	16	New Jersey	1/26/09
Half:	10	Charlotte	4/10/09
Quarter:	7	2 times, last, Dallas	3/2/09
Low:	1	Minnesota	11/28/08

BLOCKED SHOTS

Game:	16	Orlando	11/12/08
Half:	9	Orlando	11/12/08
Quarter:	6	Miami	1/18/09
Low:	0	New York	1/6/09

TURNOVERS:

Game:	23	Golden State	12/8/08
Half:	14	2 times, last, L.A. Clippers	4/15/09
Quarter:	9	2 times, last San Antonio	3/16/09
Low:	7	at L.A. Clippers	1/23/09



TEAM RECORDS

MOST POINTS SCORED

Game:	154	at Milwaukee (5OT)	11/9/89
	154	L.A. Clippers	12/2/88
Half:	86	Miami	1/5/90
	86	Baltimore	2/13/70
Quarter:	51	Baltimore	2/13/70

FEWEST POINTS SCORED

Game:	65	Detroit	3/7/04
	65	at L.A. Clippers	11/18/90
Half:	25	Houston	4/4/08
	25	at Miami	3/12/04
Quarter:	6	Houston	3/8/05

FIELD GOALS MADE

Game:	67	Denver	3/18/83
Half:	38	Denver	3/18/83
Quarter:	20	5 times, last, at L.A. Lakers	3/4/87
Low game:	21	at Cleveland	2/25/97

FIELD GOALS ATTEMPTED

Game:	131	Baltimore (at Philadelphia)	12/6/69
Half:	75	Cincinnati	1/22/71
Quarter:	42	Philadelphia	11/20/67
Low game:	59	Detroit	3/7/04
	59	Denver	2/24/95

FIELD GOAL PERCENTAGE

Highest:	.661	at Philadelphia	1/21/02
	(41-62)		
Lowest:	.294	at Milwaukee	2/27/05
	(25-85)		

FREE THROWS MADE

Game:	52	Philadelphia	11/15/69
Half:	*36	at Denver	4/7/91
Quarter:	20	3 times, last, New York	11/17/92
Low game:	2	Dallas	1/7/85

FREE THROWS ATTEMPTED

Game:	67	Philadelphia	11/15/69
Half:	45	at New York	2/17/68
Quarter:	30	Dallas	3/15/92
Low game:	4	Dallas	1/7/85

FREE THROW PERCENTAGE

Highest:	1.000	10 times, last, at Sacramento	2/1/09
	(23-23)		
Low game:	.310	at Phoenix	10/16/79
	(9-29)		

THREE-POINT FIELD GOALS MADE

Game:	18	at Philadelphia	11/16/04
	18	Boston	2/22/04

THREE-POINT FIELD GOALS ATTEMPTED

Game:	41	at Boston	12/10/03
-------	----	-----------	----------

REBOUNDS

Game:	94	Phoenix (2OT)	11/15/68
Half:	52	L.A. Lakers	2/8/68
Quarter:	28	5 times, last, at Detroit	2/7/80
Low game:	19	Phoenix	4/14/99

ASSISTS

Game:	52	Denver	3/18/83
Half:	28	Milwaukee	11/24/68
Quarter:	16	Kansas City	3/31/82
Low game:	7	at San Antonio	3/20/05
	7	at New Orleans	1/17/75

PERSONAL FOULS

Game:	48	Atlanta (4OT)	2/19/82
-------	----	---------------	---------

DISQUALIFICATIONS

Game:	4	4 times, last, at Denver	11/30/85
-------	---	--------------------------	----------

STEALS

Game:	**27	Toronto	1/15/97
Half:	15	Toronto	1/15/97
	15	Minnesota	4/13/93
Quarter:	*11	Toronto	1/15/97
Low game:	0	at Cleveland	11/27/73

BLOCKED SHOTS

Game:	15	San Antonio	1/14/87
	15	at San Antonio (OT)	2/15/77
Low game:	0	Numerous, last, at Milwaukee	4/11/09

TURNOVERS

Game:	36	Atlanta	10/24/73
	36	at New York	2/17/68
Half:	23	New York	2/22/70
Quarter:	16	at Buffalo	3/4/75
Low game:	5	4 times, last, Minnesota	3/23/07

* Tied NBA Record

** NBA Record

OPPONENT TEAM RECORDS



MOST POINTS SCORED

Game:	168	at Denver	3/16/08
Half:	95	Philadelphia	12/20/67
Quarter:	53	New York (at Philadelphia)	12/26/67
	53	Philadelphia	12/20/67

FEWEST POINTS SCORED

Game:	56	Utah	2/16/99
Half:	20	New Orleans	1/4/75
Quarter:	6	New Orleans/Oklahoma City	4/4/07

FIELD GOALS MADE

Game:	64	L.A. Lakers	4/12/85
Half:	38	Philadelphia	12/20/67
Quarter:	20	4 times, last, Cleveland	2/5/80
Low game:	20	New York	2/21/97

FIELD GOALS ATTEMPTED

Game:	131	Boston	10/17/70
Half:	72	Boston	10/17/70
Quarter:	33	Denver	2/4/09
Low game:	61	at Cleveland	2/25/97
	61	at Sacramento	4/21/95

FIELD GOAL PERCENTAGE

Highest:	.671	Phoenix	1/6/86
----------	------	---------	--------

FREE THROWS MADE

Game:	51	Dallas	1/16/86
Half:	31	at L.A. Lakers	4/5/88
Quarter:	19	Milwaukee (at Portland)	2/21/70
Low game:	2	3 times, last, at Miami	11/9/02

FREE THROWS ATTEMPTED

Game:	65	Detroit	2/16/79
	65	San Diego	12/28/67
Half:	40	Philadelphia	12/20/67
Quarter:	24	3 times, last, Milwaukee (at Portland)	2/21/70
Low game:	4	3 times, last, Portland	2/26/07

FREE THROW PERCENTAGE

Highest:	1.000	11 times, last, Minnesota (16-16)	11/2/08
----------	-------	-----------------------------------	---------

THREE-POINT FIELD GOALS MADE

Game:	18	at Phoenix (2OT)	1/22/06
	17	at L.A. Lakers	1/7/03

THREE-POINT FIELD GOALS ATTEMPTED

Game:	45	at Golden State	4/16/08
-------	----	-----------------	---------

REBOUNDS

Game:	99	Philadelphia (at New York)	12/12/67
Half:	52	at Detroit	1/19/68
Quarter:	36	at Detroit	1/19/68
Low game:	23	Minnesota	2/14/96

ASSISTS

Game:	45	L.A. Lakers	2/21/84
Half:	26	Philadelphia	12/20/67
Quarter:	15	4 times, last, at L.A. Lakers	10/24/80
Low game:	7	Dallas	4/8/94

STEALS

Game:	23	at Golden State	12/6/75
Half:	13	at Golden State	12/6/75
Low game:	1	Many times, last, Minnesota	3/23/07

BLOCKED SHOTS

Game:	20	at Philadelphia	3/9/84
Half:	15	at New Jersey	2/1/94
Low game:	0	Many times, last, Charlotte	3/4/07

TURNOVERS

Game:	43	at L.A. Lakers	2/15/74
Half:	23	New Orleans	1/4/75



OKLAHOMA CITY INDIVIDUAL RECORDS

POINTS

Game:	58	Fred Brown	at Golden State	3/23/74
Half:	34	Bob Rule	Philadelphia	11/15/69
Quarter:	25	Bob Rule	Philadelphia	11/15/69

POINTS

Game:	47	Kevin Durant	New Orleans	2/17/09
Half:	27	Kevin Durant	Golden State	12/8/08
Quarter:	21	Kevin Durant	New Orleans	2/17/09

REBOUNDS

Game:	15	3 times, last, Nenad Krstic	at Sacramento	3/10/09
Half:	10	2 times, last, Nick Collison	Chicago	3/18/09
Quarter:	8	Nick Collison	Chicago	3/18/09

ASSISTS

Game:	14	Earl Watson	at L.A. Clippers	4/15/09
Half:	10	Russell Westbrook	at Golden State	2/21/09
Quarter:	8	Russell Westbrook	at New Orleans	11/22/08

STEALS

Game:	5	5 times, last, Thabo Sefolosha	at Sacramento	3/10/09
Half:	4	Many Times, last, Russell Westbrook	at Portland	4/13/09

BLOCKED SHOTS

Game:	4	Thabo Sefolosha	at Boston	3/29/09
	4	Kevin Durant	Memphis	1/28/09
	4	Joe Smith	New York	1/6/09
	4	Nick Collison	at Charlotte	12/3/08

FIELD GOALS MADE

Game:	16	2 times, last, Kevin Durant	New Orleans	2/17/09
Half:	15	Kevin Durant	at L.A. Clippers	1/23/09
Quarter:	9	Kevin Durant	at L.A. Clippers	1/23/09

FIELD GOAL ATTEMPTED

Game:	32	Russell Westbrook	at Dallas	2/27/09
Half:	18	Kevin Durant	Golden State	12/8/08
Quarter:	12	Kevin Durant	Golden State	12/8/08

THREE-POINT FIELD GOALS MADE

Game:	6	Kevin Durant	Golden State	12/8/08
Half:	3	Many Times, last, Kyle Weaver	L.A. Lakers	2/24/09
Quarter:	3	Many Times, last, Russell Westbrook	at Phoenix	2/20/09

THREE-POINT FIELD GOALS ATTEMPTED

Game:	10	Kevin Durant	Golden State	12/8/08
Half:	7	Kevin Durant	Golden State	12/8/08
Quarter:	6	Kevin Durant	Golden State	12/8/08

FREE THROWS MADE

Game:	24	Kevin Durant	at L.A. Clippers	1/23/09
Half:	15	Kevin Durant	at L.A. Clippers	1/23/09
Quarter:	9	Kevin Durant	at L.A. Clippers	1/23/09

FREE THROWS ATTEMPTED

Game:	26	Kevin Durant	Golden State	12/8/08
Half:	17	Kevin Durant	at L.A. Clippers	1/23/09
Quarter:	10	Joe Smith	Atlanta	11/9/08

OKLAHOMA CITY OPPONENT INDIVIDUAL RECORDS



POINTS

Game:	46	Dirk Nowitzki	at Dallas	12/13/08
Half:	26	3 times, last, Kobe Bryant	L.A. Lakers	2/24/09
Quarter:	18	Dwyane Wade	Miami	1/18/09
	18	Randy Foye	at Minnesota	1/7/09

REBOUNDS

Game:	23	Dwight Howard	at Orlando	12/5/08
Half:	13	Andris Biedrins	Golden State	12/8/08
	13	Dwight Howard	at Orlando	12/5/08
Quarter:	11	Kevin Love	at Minnesota	1/7/09

ASSISTS

Game:	16	Chris Paul	at New Orleans	11/22/08
Half:	9	Deron Williams	at Utah	1/30/09
	9	Steve Nash	Phoenix	11/25/08
Quarter:	6	Many Times, last, Roko Ukic	at Toronto	3/27/09

STEALS

Game:	7	Cuttino Mobley	L.A. Clippers	11/19/08
Half:	4	Many Times, last, Mike Taylor	at L.A. Clippers	4/15/09

BLOCKED SHOTS

Game:	10	Dwight Howard	Orlando	11/12/08
-------	----	---------------	---------	----------

FIELD GOALS MADE

Game:	17	Dirk Nowitzki	at Dallas	12/13/08
Half:	10	Kobe Bryant	L.A. Lakers	2/24/09
	10	Kevin Martin	at Sacramento	2/1/09
Quarter:	7	3 times, last, O.J. Mayo	Memphis	1/28/09

FIELD GOAL ATTEMPTED

Game:	30	Dirk Nowitzki	at Dallas	2/27/09
	30	Dirk Nowitzki	at Dallas	12/13/08
Half:	18	Dirk Nowitzki	at Dallas	12/13/08
Quarter:	12	Dwyane Wade	Miami	1/18/09

THREE -POINT FIELD GOALS MADE

Game:	6	Troy Murphy	Indiana	4/5/09
	6	Randy Foye	at Minnesota	1/7/09
Half:	5	Randy Foye	at Minnesota	1/7/09
Quarter:	3	Many Times, last, Ray Allen	at Boston	3/29/09

THREE-POINT FIELD GOALS ATTEMPTED

Game:	9	Randy Foye	at Minnesota	1/7/09
	9	Jamal Crawford	at New York	11/14/08
Half:	7	Many Times, last, Eddie House	at Boston	3/29/09
Quarter:	5	5 times, last, Steve Blake	Portland	4/3/09

FREE THROWS MADE

Game:	12	Kevin Martin	at Sacramento	2/1/09
	12	Eric Gordon	at L.A. Clippers	1/23/09
Half:	10	Kobe Bryant	L.A. Lakers	2/24/09
	10	Kevin Martin	at Sacramento	2/1/09
Quarter:	7	3 times, last, O.J. Mayo	Memphis	1/28/09

FREE THROWS ATTEMPTED

Game:	15	Kevin Martin	at Sacramento	2/1/09
	15	Dwyane Wade	at Miami	12/6/08
	15	Craig Smith	at Minnesota	11/28/08
Half:	13	Kobe Bryant	L.A. Lakers	2/24/09
Quarter:	9	3 times, last, Shaquille O'Neal	Phoenix	12/29/08



ALL-TIME CAREER LEADERS

POINTS

1.	Gary Payton	18,207
2.	Fred Brown	14,018
3.	Jack Sikma	12,034
4.	Rashard Lewis	10,251
5.	Shawn Kemp	10,148
6.	Gus Williams	9,676
7.	Dale Ellis	9,405
8.	Xavier McDaniel	8,438
9.	Spencer Haywood	8,131
10.	Tom Chambers	8,028

SCORING AVERAGE (MINIMUM 200 GAMES)

1.	Spencer Haywood	24.9
2.	Ray Allen	24.6
3.	Bob Rule	21.4
4.	Dale Ellis	20.9
5.	Xavier McDaniel	20.7
6.	Tom Chambers	20.4
7.	Gus Williams	20.3
8.	Lenny Wilkens	19.5
9.	Ricky Pierce	18.5
10.	Gary Payton	18.2

REBOUNDS

1.	Jack Sikma	7,729
2.	Shawn Kemp	5,978
3.	Gary Payton	4,240
4.	Michael Cage	3,975
5.	Spencer Haywood	3,954
6.	Rashard Lewis	3,595
7.	Nate McMillan	3,222
8.	Xavier McDaniel	2,839
9.	Tom Meschery	2,813
10.	Bob Rule	2,643

ASSISTS

1.	Gary Payton	7,384
2.	Nate McMillan	4,893
3.	Fred Brown	3,160
4.	Gus Williams	2,865
5.	Lenny Wilkens	2,777
6.	Jack Sikma	2,345
7.	Don "Slick" Watts	2,274
8.	Luke Ridnour	1,805
9.	Brent Barry	1,668
10.	Detlef Schrempf	1,652

STEALS

1.	Gary Payton	2,107
2.	Nate McMillan	1,544
3.	Fred Brown	1,149
4.	Gus Williams	1,086
5.	Don "Slick" Watts	833
6.	Shawn Kemp	775
7.	Jack Sikma	755
8.	Rashard Lewis	708
9.	Brent Barry	528
10.	Michael Cage	508

BLOCKED SHOTS

1.	Shawn Kemp	959
2.	Jack Sikma	705
3.	Alton Lister	500
4.	Tom Burlison	420
5.	Derrick McKey	375
6.	Rashard Lewis	362
7.	Nate McMillan	356
8.	Jerome James	339
9.	James Donaldson	314
10.	Jim McIlvaine	301

GAMES PLAYED

1.	Gary Payton	999
2.	Fred Brown	963
3.	Nate McMillan	796
4.	Jack Sikma	715
5.	Shawn Kemp	625
6.	Rashard Lewis	617
7.	Michael Cage	490
8.	Gus Williams	477
9.	Dale Ellis	451
10.	Derrick McKey	446

MINUTES

1.	Gary Payton	36,858
2.	Jack Sikma	24,707
3.	Fred Brown	24,422
4.	Rashard Lewis	20,921
5.	Nate McMillan	20,462
6.	Shawn Kemp	18,609
7.	Gus Williams	16,262
8.	Dale Ellis	15,057
9.	Detlef Schrempf	14,513
10.	Derrick McKey	13,957

PERSONAL FOULS

1.	Gary Payton	2,577
2.	Jack Sikma	2,473
3.	Nate McMillan	2,408
4.	Shawn Kemp	2,379
5.	Fred Brown	1,937
6.	Rashard Lewis	1,477
7.	Tom Chambers	1,473
8.	Xavier McDaniel	1,347
9.	Derrick McKey	1,318
10.	Lonnie Shelton	1,233

DISQUALIFICATIONS

1.	Shawn Kemp	79
2.	Nate McMillan	43
3.	Jack Sikma	40
4.	Lonnie Shelton	38
5.	Tom Meschery	36
6.	Tom Chambers	31
7T.	Bob Rule	24
7T.	Don "Slick" Watts	24
9T.	Alton Lister	22
9T.	Dick Snyder	22

ALL-TIME CAREER LEADERS



FIELD GOALS MADE

1.	Gary Payton	7,292
2.	Fred Brown	6,006
3.	Jack Sikma	4,493
4.	Gus Williams	3,978
5.	Rashard Lewis	3,762
6.	Shawn Kemp	3,672
7.	Dale Ellis	3,611
8.	Xavier McDaniel	3,496
9.	Spencer Haywood	3,168
10.	Tom Chambers	2,886

FREE THROWS MADE

1.	Jack Sikma	3,044
2.	Shawn Kemp	2,780
3.	Gary Payton	2,706
4.	Tom Chambers	2,150
5.	Lenny Wilkens	1,926
6.	Fred Brown	1,896
7.	Spencer Haywood	1,795
8.	Detlef Schrempf	1,774
9.	Rashard Lewis	1,754
10.	Gus Williams	1,698

FIELD GOALS ATTEMPTED

1.	Gary Payton	15,562
2.	Fred Brown	12,568
3.	Jack Sikma	9,539
4.	Gus Williams	8,374
5.	Rashard Lewis	8,162
6.	Dale Ellis	7,246
7.	Xavier McDaniel	7,074
8.	Shawn Kemp	7,054
9.	Spencer Haywood	6,849
10.	Tom Chambers	6,150

FREE THROWS ATTEMPTED

1.	Shawn Kemp	3,808
2.	Gary Payton	3,726
3.	Jack Sikma	3,641
4.	Tom Chambers	2,603
5.	Lenny Wilkens	2,460
6.	Gus Williams	2,216
7.	Fred Brown	2,211
8.	Spencer Haywood	2,207
9.	Detlef Schrempf	2,192
10.	Rashard Lewis	2,191

FIELD GOAL PERCENTAGE (MINIMUM 1,000 ATTS.)

1.	James Donaldson	.584
2.	Chris Wilcox	.537
3.	Nick Collison	.522
4.	Michael Cage	.522
5.	Shawn Kemp	.521
6.	Nick Collison	.512
7.	Sedale Threatt	.509
8.	Olden Polynice	.505
9.	Danny Vranes	.504
10.	Dick Snyder	.503

FREE THROW PERCENTAGE (MINIMUM 500 ATTS.)

1.	Ricky Pierce	.906
2.	Ray Allen	.899
3.	Eddie A. Johnson	.891
4.	Hersey Hawkins	.876
5.	Kevin Durant	.867
6.	Fred Brown	.858
7.	Luke Ridnour	.855
8.	Dick Snyder	.843
9.	Jack Sikma	.836
10.	Tom Chambers	.826

THREE-POINT FIELD GOALS MADE

1.	Rashard Lewis	973
2.	Gary Payton	917
3.	Ray Allen	869
4.	Dale Ellis	699
5.	Brent Barry	669
6.	Sam Perkins	592
7.	Vladimir Radmanovic	510
8.	Hersey Hawkins	469
9.	Detlef Schrempf	340
10.	Nate McMillan	298

THREE-POINT FIELD GOALS ATTEMPTED

1.	Gary Payton	2,855
2.	Rashard Lewis	2,519
3.	Ray Allen	2,252
4.	Dale Ellis	1,674
5.	Brent Barry	1,560
6.	Sam Perkins	1,549
7.	Vladimir Radmanovic	1,352
8.	Hersey Hawkins	1,216
9.	Nate McMillan	870
10.	Detlef Schrempf	822



GREATEST INDIVIDUAL PERFORMANCES

POINTS

58	Fred Brown	at Golden State	3/23/74
54	Ray Allen	Utah (OT)	1/12/07
53	Dale Ellis	at Milwaukee (3OT)	11/9/89
51	Spencer Haywood	Kansas City-Omaha	1/3/73
50	Rashard Lewis	L.A. Clippers (at Japan)	10/31/03
49	Dale Ellis	Sacramento	1/5/89
49	Bob Rule	Philadelphia	11/15/69
48	Spencer Haywood	Cleveland	1/7/72
47	Kevin Durant	New Orleans	2/17/09
47	Dale Ellis	Detroit	1/22/88
47	Dale Ellis	San Antonio	1/9/88
47	John Brisker	at Kansas City-Omaha	11/25/73
47	Bob Rule	Cincinnati	3/1/69
47	Bob Rule	L.A. Lakers	11/21/69

REBOUNDS

30	Jim Fox	L.A. Lakers	12/26/73
29	Marvin Webster	at Atlanta	11/1/77
29	Jim Fox	Golden State	2/16/73
27	Bob Rule	New York	12/22/67
25	Jack Sikma	at Utah	2/10/83
25	Jack Sikma	Kansas City	12/17/82
25	Spencer Haywood	L.A. Lakers	3/25/73
25	Pete Cross	Portland	1/1/71
24	Chris Wilcox	Houston	4/4/06
24	Marvin Webster	at Indiana (OT)	11/2/77
24	Spencer Haywood	Capital (Washington)	12/14/73
24	Spencer Haywood	at Philadelphia	12/12/73
24	Spencer Haywood	Portland	12/18/71
24	Pete Cross	Cleveland	11/13/70
24	Don Smith	Phoenix	10/21/70

ASSISTS

25	Nate McMillan	L.A. Clippers	2/23/87
21	Nate McMillan	Sacramento	3/31/87
20	Gus Williams	Dallas	12/9/83
19	Nate McMillan	at Portland	2/18/89
19	Lenny Wilkens	L.A. Lakers	10/30/71
19	Lenny Wilkens	Portland	10/23/70
18	Gary Payton	at Houston	11/5/02
18	Avery Johnson	Miami	1/5/90
18	Don "Slick" Watts	at Chicago (2OT)	12/21/76
18	Lenny Wilkens	Phoenix	11/29/69
17	Gary Payton	at Washington	11/10/99
17	Gary Payton	Charlotte	3/27/96
17	Nate McMillan	at Orlando	2/20/90
17	Nate McMillan	L.A. Lakers	3/1/88
17	Don "Slick" Watts	Cleveland	12/11/74
17	Don "Slick" Watts	Chicago (OT)	1/4/74
17	Lenny Wilkens	Buffalo	1/28/71
17	Lenny Wilkens	Chicago	10/28/69
17	Walt Hazzard	New York (at Philadelphia)	12/26/67

OPPONENT GREATEST INDIVIDUAL PERFORMANCES



POINTS

60	Tom Chambers	at Phoenix	3/24/90
53	Wilt Chamberlain	Philadelphia	12/20/67
52	Bob McAdoo	Buffalo	3/17/76
52	Wilt Chamberlain	Philadelphia (at Boston)	12/1/67
51	Antawn Jamison	Golden State	12/3/00
51	Lew Alcindor	Milwaukee	2/19/71
50	Kobe Bryant	at L.A. Lakers	4/15/07
50	Elvin Hayes	at San Diego	11/20/70
49	Elvin Hayes	at San Diego (OT)	1/30/70
48	Kobe Bryant	L.A. Lakers (OT)	1/14/08
48	Kiki Vandeweghe	Portland	3/5/87
48	Nate Archibald	at Kansas City-Omaha	1/16/73
48	Hal Greer	Philadelphia	2/5/69

REBOUNDS

38	Wilt Chamberlain	Philadelphia	12/20/67
37	Wilt Chamberlain	Philadelphia (at Boston)	12/1/67
33	Bob Lanier	at Detroit	12/22/72
33	Wilt Chamberlain	L.A. Lakers	2/12/69
32	Moses Malone	at Houston	2/11/82
32	Bill Bridges	at Philadelphia	3/19/72
30	Michael Cage	at L.A. Clippers	4/24/88
29	Lew Alcindor	Milwaukee	2/19/71
29	Nate Thurmond	San Francisco	11/25/69
29	Nate Thurmond	San Francisco	12/24/67

ASSISTS

23	Magic Johnson	at L.A. Lakers	2/21/84
21	Gary Grant	at L.A. Clippers	1/18/90
21	Magic Johnson	at L.A. Lakers	4/23/89
20	Nick Van Exel	at Denver	12/2/00
20	Lenny Wilkens	at Cleveland	11/27/73
19	Jason Kidd	Phoenix	3/4/99
19	Tim Hardaway	at Golden State	2/18/95
19	John Stockton	Utah	2/27/92
19	Magic Johnson	at L.A. Lakers	3/4/87
19	Nate Archibald	Kansas City	11/10/72
18	Mike Bibby	Vancouver	1/12/01
18	Jason Kidd	at Dallas (OT)	12/12/95
18	John Stockton	at Utah	1/24/94
18	Tim Hardaway	at Golden State	4/25/93
18	Magic Johnson	L.A. Lakers	4/4/89
18	Reggie Theus	Sacramento	2/25/86
18	Johnny Moore	at San Antonio	11/6/83
18	Nate Archibald	Boston	2/16/83
18	Magic Johnson	at L.A. Lakers	2/16/82
18	Wes Matthews	at Atlanta	3/1/81



ALL-TIME 40+ POINTS PERFORMANCES

PLAYER	OPPONENT	DATE	POINTS	PLAYER	OPPONENT	DATE	POINTS
Fred Brown	at Golden State	3/23/74	58	Fred Brown	at Cleveland	12/30/76	42
Ray Allen	Utah (OT)	1/12/07	54	Spencer Haywood	at Golden State	12/26/72	42
Dale Ellis	at Milwaukee	11/11/89	53	Bob Rule	San Diego (at Eugene)	2/18/70	42
Spencer Haywood	Kansas City-Omaha	1/3/73	51	Bob Rule	Detroit	11/16/68	42
Rashard Lewis	L.A. Clippers (at Japan)	10/31/03	50	Kevin Durant	Golden State	12/8/08	41
Dale Ellis	Sacramento	1/5/89	49	Damien Wilkins	at Atlanta (2OT)	11/16/97	41
Bob Rule	Philadelphia	11/15/69	49	Rashard Lewis	at Toronto (OT)	11/13/05	41
Spencer Haywood	Cleveland	1/7/72	48	Ray Allen	L.A. Clippers	1/24/04	41
Dale Ellis	Detroit	1/22/88	47	Gary Payton	Washington	2/15/00	41
Dale Ellis	San Antonio	1/9/88	47	Vin Baker	Indiana	2/4/98	41
John Brisker	at Kansas City-Omaha	11/25/73	47	Xavier McDaniel	Portland (3OT)	12/1/90	41
Bob Rule	L.A. Lakers	11/21/69	47	Xavier McDaniel	New York	1/20/88	41
Bob Rule	Cincinnati	3/1/69	47	Dale Ellis	at L.A. Clippers (OT)	1/16/88	41
Kevin Durant	New Orleans	2/17/09	47	Dale Ellis	at L.A. Clippers	4/16/87	41
Kevin Durant	at L.A. Clippers	1/23/09	46	Gus Williams	at San Diego (OT)	4/8/82	41
Dale Ellis	at Utah	11/4/88	46	Gus Williams	at Phoenix	3/21/82	41
Tom Chambers	Houston	1/6/88	46	Gus Williams	Phoenix	11/28/79	41
Bob Rule	at Cincinnati	3/13/68	46	Fred Brown	at New Orleans	11/9/75	41
Rashard Lewis	Orlando	1/11/06	45	Dick Snyder	at Atlanta	1/19/74	41
Walt Hazzard	Cincinnati (at Phoenix)(OT)	2/5/68	45	Lenny Wilkens	Atlanta	11/29/70	41
Walt Hazzard	San Diego	12/28/67	45	Bob Rule	Boston	12/26/69	41
Bob Rule	at L.A. Lakers	12/14/69	45	Walt Hazzard	at Detroit	1/19/68	41
Ray Allen	Denver	1/23/07	44	Ray Allen	New York (OT)	3/25/05	40
Gary Payton	at Minnesota (OT)	3/4/01	44	Ray Allen	Utah (OT)	2/25/04	40
Spencer Haywood	at Portland (OT)	2/13/72	44	Ray Allen	at L.A. Clippers	3/1/03	40
Gary Payton	L.A. Clippers	12/27/01	43	Gary Payton	Indiana (OT)	12/4/02	40
Gary Payton	at Houston	4/16/00	43	Gary Payton	at Vancouver	3/13/00	40
Dale Ellis	at Sacramento (OT)	4/19/90	43	Dale Ellis	at Utah	2/1/88	40
Kevin Durant	at Golden State	4/16/08	42	Xavier McDaniel	at New York (OT)	3/23/87	40
Ray Allen	at Phoenix (2OT)	1/22/06	42	Dale Ellis	at Sacramento	3/15/87	40
Ray Allen	Portland (OT)	1/5/04	42	Dale Ellis	at Phoenix	2/28/87	40
Shawn Kemp	at L.A. Clippers (2OT)	12/10/94	42	Dale Ellis	at Philadelphia (OT)	1/21/87	40
Dale Ellis	L.A. Lakers	1/3/89	42	Spencer Haywood	Portland	3/30/75	40
Dale Ellis	at Sacramento	1/26/88	42	Fred Brown	at Philadelphia (OT)	11/29/74	40
Tom Chambers	Sacramento	12/17/87	42	Fred Brown	at Portland	11/23/74	40
Tom Chambers	at Houston (2OT)	3/10/87	42	Spencer Haywood	L.A. Lakers	10/30/74	40
Gus Williams	Utah	1/15/82	42	Spencer Haywood	Buffalo	2/11/73	40

TOTAL: 74

40+ POINTS LEADERS

Dale Ellis	14
Ray Allen	8
Bob Rule	8
Spencer Haywood	7
Gary Payton	6
Fred Brown	5
Kevin Durant	4
Gus Williams	4
Rashard Lewis	3
Tom Chambers	3

Walt Hazzard	3
Xavier McDaniel	3
Vin Baker	1
John Brisker	1
Shawn Kemp	1
Dick Snyder	1
Lenny Wilkens	1
Damien Wilkins	1
TOTAL:	74

ALL-TIME 20+ REBOUNDS PERFORMANCES



PLAYER	OPPONENT	DATE	REBOUNDS	PLAYER	OPPONENT	DATE	REBOUNDS
Jim Fox	L.A. Lakers	12/28/73	30	Jack Sikma	Portland	11/25/81	21
Marvin Webster	at Atlanta	11/1/77	29	James Bailey	L.A. Lakers	12/12/80	21
Jim Fox	Golden State (OT)	2/16/73	29	Jack Sikma	at Kansas City (OT)	11/30/79	21
Bob Rule	New York	12/22/67	27	Marvin Webster	at Philadelphia	2/12/78	21
Jack Sikma	at Utah	2/10/83	25	Marvin Webster	at L.A. Lakers	12/16/77	21
Jack Sikma	Kansas City	12/17/82	25	Spencer Haywood	at Buffalo	3/8/74	21
Spencer Haywood	L.A. Lakers	3/25/73	25	Spencer Haywood	at Detroit	3/1/74	21
Pete Cross	Portland	1/1/71	25	Jim Fox	Chicago	1/4/74	21
Chris Wilcox	Houston	4/4/06	24	Spencer Haywood	Cincinnati	2/26/72	21
Marvin Webster	at Indiana (OT)	11/2/77	24	Pete Cross	Cincinnati	2/10/72	21
Spencer Haywood	Capital	12/14/73	24	Don Smith	at Philadelphia	12/01/71	21
Spencer Haywood	at Philadelphia	12/12/73	24	Pete Cross	at Cincinnati	1/9/71	21
Spencer Haywood	Portland	12/18/71	24	Tom Black	San Diego	12/20/70	21
Pete Cross	Cleveland	11/13/70	24	Don Smith	Portland	10/23/70	21
Don Smith	Phoenix	10/21/70	24	Bob Rule	Detroit	11/19/67	21
Michael Cage	Minnesota	12/6/91	23	George Wilson	at St. Louis	11/8/67	21
Jack Sikma	Denver	1/5/79	23	Shawn Kemp	at Houston (in Japan)	11/7/92	20
Marvin Webster	Washington	12/18/77	23	Michael Cage	at Washington	11/19/91	20
Spencer Haywood	at L.A. Lakers	12/7/73	23	Michael Cage	Sacramento	2/23/90	20
Spencer Haywood	Detroit	10/28/73	23	Michael Cage	Phoenix	12/13/88	20
Chris Wilcox	Washington	3/21/07	22	Jack Sikma	Houston	4/8/84	20
Shawn Kemp	at Dallas (OT)	12/12/95	22	Jack Sikma	Denver	2/7/84	20
Michael Cage	Indiana	11/9/91	22	Jack Sikma	Utah	12/28/83	20
Jack Sikma	Portland	12/18/84	22	Jack Sikma	at Detroit	1/26/83	20
Jack Sikma	Cleveland	3/2/79	22	Jack Sikma	at L.A. Lakers	1/3/82	20
Spencer Haywood	Atlanta	10/24/73	22	Jack Sikma	Phoenix	10/25/80	20
Jim Fox	at Buffalo	3/2/73	22	Jack Sikma	San Antonio	11/2/79	20
Spencer Haywood	Atlanta	2/23/73	22	Jack Sikma	at San Diego (OT)	4/4/79	20
Spencer Haywood	Boston	2/16/72	22	Jack Sikma	at Philadelphia	12/2/78	20
Don Smith	Phoenix	1/15/72	22	Jack Sikma	at Kansas City	2/28/78	20
Pete Cross	Cincinnati	1/22/71	22	Tom Burleson	at Philadelphia	12/3/76	20
Pete Cross	at Portland	10/30/70	22	Tom Burleson	at Golden State	2/7/76	20
Pete Cross	San Francisco	11/27/70	22	Spencer Haywood	Philadelphia	2/25/74	20
Tom Meschery	Phoenix (2OT)	11/15/68	22	Spencer Haywood	at Detroit	1/17/73	20
Bob Rule	Philadelphia	12/18/68	22	Pete Cross	Detroit	2/23/72	20
Nick Collison	Washington	3/26/08	21	Spencer Haywood	Detroit	2/23/72	20
Nick Collison	at Phoenix	1/9/07	21	Don Smith	Buffalo	10/28/71	20
Reggie Evans	Charlotte	2/5/05	21	Spencer Haywood	Detroit	3/11/71	20
Shawn Kemp	at Detroit	11/15/95	21	Spencer Haywood	San Francisco	2/14/71	20
Shawn Kemp	at Charlotte	1/31/92	21	Spencer Haywood	at Detroit	1/19/71	20
Michael Cage	at L.A. Clippers	4/1/90	21	Pete Cross	Baltimore	1/17/71	20
Alton Lister	Cleveland	3/2/87	21	Pete Cross	L.A. Lakers	12/11/70	20
Alton Lister	Phoenix (OT)	1/31/87	21	Bob Rule	Milwaukee	11/28/68	20
Jack Sikma	Houston	12/9/84	21	Bob Rule	at Milwaukee	11/12/68	20
Jack Sikma	Portland	4/13/82	21	TOTAL: 91			
Jack Sikma	Phoenix	4/6/82	21				
Jack Sikma	at Denver	1/9/82	21				

20+ REBOUNDS LEADERS

Jack Sikma	21	Don Smith	5	Nick Collison	2	Reggie Evans	1
Spencer Haywood	18	Marvin Webster	5	Alton Lister	2	Tom Meschery	1
Pete Cross	10	Jim Fox	4	Chris Wilcox	2	George Wilson	1
Michael Cage	6	Shawn Kemp	4	James Bailey	1	TOTAL:	91
Bob Rule	5	Tom Burleson	2	Tom Black	1		



ALL-TIME 20-20 CLUB

PLAYER	DATE	OPPONENT	POINTS	REBOUNDS
Bob Rule	11/19/67	New York (OT)	31	21
Bob Rule	11/12/68	at Milwaukee	28	20
Bob Rule	11/28/68	Milwaukee	27	20
Bob Rule	12/18/68	Philadelphia	36	22
Spencer Haywood	1/19/71	at Detroit	24	20
Spencer Haywood	2/14/71	San Francisco	25	20
Spencer Haywood	3/11/71	Detroit	28	20
Spencer Haywood	12/18/71	Portland	32	24
Spencer Haywood	2/16/72	Boston	26	22
Spencer Haywood	2/23/72	Detroit	38	20
Spencer Haywood	2/26/72	Cincinnati	38	21
Spencer Haywood	1/17/73	at Detroit	28	20
Spencer Haywood	2/23/73	Atlanta	29	22
Spencer Haywood	3/25/73	L.A. Lakers	25	25
Spencer Haywood	10/24/73	Atlanta	21	22
Spencer Haywood	10/28/73	Detroit	22	23
Spencer Haywood	12/7/73	at L.A. Lakers	29	23
Spencer Haywood	12/14/73	Capital (Washington)	26	24
Jim Fox	12/26/73	L.A. Lakers	25	30
Spencer Haywood	2/23/74	Philadelphia	37	20
Spencer Haywood	3/8/74	at Buffalo (OT)	31	21
Tom Burleson	2/7/76	at Golden State	26	20
Marvin Webster	12/18/77	Washington	21	23
Jack Sikma	12/2/78	at Philadelphia	29	20
Jack Sikma	1/5/79	Denver	23	23
Jack Sikma	10/25/80	Phoenix	22	20
Jack Sikma	4/13/82	Portland	22	21
Jack Sikma	12/12/82	Kansas City	26	25
Jack Sikma	1/26/83	at Detroit	26	20
Jack Sikma	2/10/83	at Utah	39	25
Jack Sikma	12/28/83	Utah	20	20
Jack Sikma	4/8/84	Houston	29	20
Jack Sikma	12/18/84	Portland	27	22
Michael Cage	11/9/91	Indiana	23	22
Michael Cage	11/19/91	at Washington	20	20
Shawn Kemp	1/31/92	at Charlotte	22	21
Shawn Kemp	11/7/92	at Houston (in Japan)	29	20
Shawn Kemp	11/15/95	at Detroit	23	21
Chris Wilcox	4/4/06	Houston	26	24
Nick Collison	1/9/07	at Phoenix	29	21
Chris Wilcox	3/21/07	Washington	27	22
TOTAL: 41				

20-20 CLUB LEADERS

Spencer Haywood	16	Michael Cage	2	Jim Fox	1
Jack Sikma	10	Chris Wilcox	2	Marvin Webster	1
Bob Rule	4	Tom Burleson	1	TOTAL:	41
Shawn Kemp	3	Nick Collison	1		

ALL-TIME TRIPLE-DOUBLES



PLAYER	DATE	OPPONENT	POINTS	REBOUNDS	ASSISTS
Lenny Wilkens	11/15/68	Phoenix (2OT)	30	12	14
Lenny Wilkens	12/7/68	at San Francisco	18	10	12
Lenny Wilkens	12/30/68	Phoenix	18	10	12
Lenny Wilkens	2/16/69	Cincinnati	34	14	12
Lenny Wilkens	3/12/69	San Diego (at Vancouver)	36	14	14
Lenny Wilkens	11/2/69	at Atlanta	19	10	11
Lenny Wilkens	12/6/69	at Baltimore (OT)	33	10	11
Lenny Wilkens	1/24/70	L.A. Lakers (OT)	19	13	12
Lenny Wilkens	1/30/70	at San Diego (OT)	22	11	14
Lenny Wilkens	10/30/70	at Portland	35	10	10
Lee Winfield	12/26/72	Milwaukee	11	10	15
Jim Fox	2/2/73	Chicago	22	18	10
Jim Fox	1/2/74	Buffalo	14	16	10
Don "Slick" Watts	2/21/75	Atlanta	12	10	11
Leonard Gray	2/15/76	Detroit	16	10	10
Don "Slick" Watts	3/3/76	at Detroit	21	10	16
Don "Slick" Watts	3/16/77	at Washington	20	10	12
Don "Slick" Watts	4/3/77	Portland	13	10	13
Gus Williams	12/8/81	at Houston	29	10	10
Jack Sikma	1/22/82	at Boston	11	14	10
Lonnie Shelton	3/18/83	Denver	17	10	10
Jack Sikma	2/14/84	at Golden State	21	16	10
Jack Sikma	12/16/84	at Denver	17	14	10
Nate McMillan	1/18/88	Indiana	16	11	15
Nate McMillan	2/14/89	San Antonio	10	14	12
Nate McMillan	2/17/89	Washington	16	13	16
Nate McMillan	11/28/89	at San Antonio	12	11	14
Gary Payton	2/23/91	Phoenix	18	10	11
Gary Payton	12/21/91	Golden State	17	11	12
Gary Payton	3/31/92	Utah	15	10	13
Shawn Kemp	3/20/94	at Charlotte	15	11	12
Gary Payton	3/18/96	L.A. Clippers	20	10	10
Gary Payton	3/9/97	at Portland	16	10	11
Gary Payton	3/18/97	at Chicago (OT)	14	12	14
Gary Payton	12/30/97	at Golden State	22	10	11
Gary Payton	3/1/99	at Sacramento	28	10	12
Gary Payton	3/12/00	Toronto	22	10	10
Gary Payton	4/18/00	at Sacramento (OT)	33	11	14
Gary Payton	5/3/00	Utah*	35	10	11
Gary Payton	10/31/00	at Vancouver	27	14	10
Gary Payton	12/20/00	Sacramento	19	12	10
Gary Payton	12/5/01	at Detroit	21	15	12
Gary Payton	4/2/02	at Houston	25	10	11
Gary Payton	5/1/02	San Antonio*	28	12	11
Ray Allen	2/28/03	L.A. Lakers	29	10	10
Ray Allen	1/28/04	at L.A. Lakers	18	10	10
Earl Watson	2/6/08	at Sacramento	23	10	10
Russell Westbrook	3/2/09	Dallas	17	10	10

TOTAL: 48

* Playoffs

TRIPLE-DOUBLE LEADERS

Gary Payton	16*	Jim Fox	2	Gus Williams	1
Lenny Wilkens	10	Russell Westbrook	1	Lee Winfield	1
Nate McMillan	4	Leonard Gray	1	TOTAL:	48
Don "Slick" Watts	4	Shawn Kemp	1	* Includes Playoffs	
Jack Sikma	3	Lonnie Shelton	1		
Ray Allen	2	Earl Watson	1		



THE LAST TIME...

Scored 120+ points	at L.A. Clippers, 4/15/09	W, 126-85
Scored 130+ points	at Vancouver, 4/3/98	W, 138-98
Scored 140+ points	Philadelphia, 3/6/93	W, 149-93
Scored 150+ points	Denver, 4/6/08 (2OT)	W, 151-147
Shot 60% or higher	Detroit, 12/22/01	.605 (46-76); W, 117-89
Shot 65% or higher	at Philadelphia, 1/21/02	.661 (41-62); L, 109-98
Shot 100% from free throw line	L.A. Clippers, 11/19/08	1.000 (23-23); L, 88-108
Made 15+ three-pointers	at New York, 1/8/06	15-35 (.400); L, 116-120
Shot 60% from three-point range	San Antonio, 4/7/09	.667 (6-9); L, 89-99
Grabbed 55+ rebounds	at Chicago (OT), 1/10/09	59 rebounds; W, 109-98
Grabbed 60+ rebounds	at Dallas (OT), 12/12/95	61 rebounds; L, 101-112
Handed out 35+ assists	Denver, 4/6/08 (2OT)	35 assists; W, 151-147
Handed out 40+ assists	L.A. Clippers, 12/2/88	40 assists; W, 154-104
Had 20+ steals	San Antonio, 2/26/99	22 steals; W, 92-82
Had 10+ blocks	at Washington, 12/27/08	11 blocks; L, 95-104
Had 15+ blocks	San Antonio, 1/14/87	15 blocks; W, 130-104
Had eight players score in double-figures	at Memphis, 11/19/07	Collison, Durant, Green, Szczerbick, Watson, West, Wilcox, Wilkins
Had 10 players score in double-figures	L.A. Clippers, 4/14/94	Kemp, Schrempf, Cage, Gill, Payton, Askew, McMillan, Scheffler, Johnson, King Gary Payton (22)
Had only one player in double-figures	at Houston, 4/13/97	Ridnour (26), Lewis (25), Wilkins (22), Watson (20)
Had four players score 20+ points	Golden State, 12/10/06	Durant (37), Green (35) Durant (32), Westbrook (31)
Had two players score 30+ points	Denver (2OT), 4/6/08	Chambers (30), McDaniel (31), Ellis (37)
Had three players score 30+ points	at Golden State, 2/21/09	Allen (40), Lewis (30)
Had a player score 40+ pts & 30+ pts	Sacramento, 2/26/88	Collison (16 pts/13 reb),
Had four players record a double-double	New York (OT), 3/25/05	Durant (42 pts/13 reb),
	at Golden State, 4/16/08	Green (27 pts/10 reb),
		Watson (17 pts/12 ast)
Reserve scored 30+ points	at Sacramento, 11/6/07	Wally Szczerbick (32 points)
Had four reserves score in double-figures	Toronto, 12/21/07	Collison (10), Green (10), Ridnour (10), Szczerbick (23)
Bench outscored starters	Milwaukee, 10/29/08	Bench - 49 points, Starters - 38 points
Had all 12 players score at least one point	at Boston, 3/12/08	
Had three players grab 10+ rebounds	at Golden State, 4/16/08	Collison (16), Durant (13), Green (10)
Had two players hand out 10+ assists	Boston, 2/22/04	Ray Allen (10), Antonio Daniels (10)
Had a player ejected	at Denver, 12/28/06	Chris Wilcox
Had a coach ejected	Golden State, 12/13/05	Bob Weiss

THE LAST TIME A PLAYER...

Scored 40+ points	Kevin Durant, New Orleans, 2/17/09	47 points
Scored 50+ points	Ray Allen, Utah, 1/12/07	54 points
Grabbed 15+ rebounds	Nenad Krstic, at Sacramento, 3/10/09	15 rebounds
Grabbed 20+ rebounds	Nick Collison, Washington, 3/26/08	21 rebounds
Handed out 15+ assists	Luke Ridnour, at Golden State, 2/26/08	15 assists
Handed out 20+ assists	Nate McMillan, Sacramento, 3/31/87	21 assists
Had a 20/20 game	Chris Wilcox, Washington, 3/21/07	27 points and 22 rebounds
Recorded a triple-double	Russell Westbrook, Dallas, 3/2/09	17 points, 10 rebounds, 10 assists

THE LAST TIME AN OPPONENT...

Scored 40+ points	Dirk Nowitzki, at Dallas, 12/13/08	46 points
Scored 50+ points	Kobe Bryant, at L.A. Lakers, 4/15/07	50 points
Scored 60+ points	Tom Chambers, at Phoenix, 3/24/90	60 points
Grabbed 20+ rebounds	Dwight Howard, at Orlando, 12/5/08	23 rebounds
Handed out 15+ assists	Chris Paul, at New Orleans, 11/22/08	16 assists
Handed out 20+ assists	Nick Van Exel, at Denver, 12/2/00	20 assists
Had a 20/20 game	Dwight Howard, at Orlando, 12/5/08	21 points and 23 rebounds
Recorded a triple-double	Joe Johnson, at Atlanta, 12/23/08	20 points, 11 rebounds, 11 assists

OKLAHOMA CITY THUNDER FIRSTS



FIRST...

Win	11/2/08 vs. MIN
Home Win	11/2/08 vs. MIN
Road Win	11/29/08 at MEM
OT Win	1/10/09 at CHI
Win Streak	1/14/09 vs. UTA – 1/16/09 vs. DET (2-Game)
Home Sellout	10/29/08 vs. MIL
Field Goal	Earl Watson 10/29/08 vs. MIL
Free Throw	Jeff Green 10/29/08 vs. MIL
Blocked Shot	Johan Petro 10/29/08 vs. MIL
Steal	Earl Watson 10/29/08 vs. MIL
Assist	Earl Watson 10/29/08 vs. MIL
Turnover	Jeff Green 10/29/08 vs. MIL
3-Point Field Goal	Russell Westbrook 10/29/08 vs. MIL
Rebound	Nick Collison 10/29/08 vs. MIL
Dunk	Kevin Durant 10/29/09 vs. MIL
Double-Double (pts/rebounds)	Nick Collison 11/2/08 vs. MIN
Double-Double (pts/assists)	Russell Westbrook 12/21/09 vs. CLE
Triple-Double	Russell Westbrook 3/2/09 vs. DAL
Player to foul-out	Jeff Green 11/9/08 vs. ATL
Individual 30+ Point Game	Kevin Durant (37) 11/10/08 at IND
Individual 40+ Point Game	Kevin Durant (41) 12/8/08 vs. GS
10+ Rebounds	Nick Collison (10) 11/2/08 vs. MIN
10+ Assists	Russell Westbrook (11) 11/22/08 at NO
100+ Points Scored	11/14/08 at NY (106)
110+ Points Scored	11/29/08 at MEM (111)
120+ Points Scored	1/2/09 vs. DEN (120)
Field Goal Shooting \geq 50.0%	11/28/08 vs. MIN (.500)
4 Players score 10+	10/29/08 vs. MIL (Durant, Wilcox, Mason, Westbrook)
5 Players score 10+	11/2/09 vs. MIN (Green, Collison, Durant, Wilcox, Westbrook)
6 Players score 10+	11/29/08 at MEM (Durant, Green, Wilkins, Westbrook, Mason, Smith)



AWARD WINNERS

ALL-NBA TEAM


1971-72	Spencer Haywood (First Team)
1972-73	Spencer Haywood (First Team)
1973-74	Spencer Haywood (Second Team)
1974-75	Spencer Haywood (Second Team)
1979-80	Dennis Johnson (Second Team)
	Gus Williams (Second Team)
1981-82	Gus Williams (First Team)
1988-89	Dale Ellis (Third Team)
1993-94	Shawn Kemp (Second Team)
	Gary Payton (Third Team)
1994-95	Shawn Kemp (Second Team)
	Gary Payton (Second Team)
	Detlef Schrempf (Third Team)
1995-96	Shawn Kemp (Second Team)
	Gary Payton (Second Team)
1996-97	Gary Payton (Second Team)
1997-98	Gary Payton (First Team)
	Vin Baker (Second Team)
1998-99	Gary Payton (Second Team)
1999-00	Gary Payton (First Team)
2000-01	Gary Payton (Third Team)
2001-02	Gary Payton (Second Team)
2004-05	Ray Allen (Second Team)

NBA ALL-DEFENSIVE TEAM

1975-76	Don "Slick" Watts (First Team)
1978-79	Dennis Johnson (First Team)
1979-80	Dennis Johnson (First Team)
1981-82	Lonnie Shelton (Second Team)
	Jack Sikma (Second Team)
1984-85	Danny Vranes (Second Team)
1993-94	Gary Payton (First Team)
	Nate McMillan (Second Team)
1994-95	Gary Payton (First Team)
	Nate McMillan (Second Team)
1995-96	Gary Payton (First Team)
1996-97	Gary Payton (First Team)
1997-98	Gary Payton (First Team)
1998-99	Gary Payton (First Team)
1999-00	Gary Payton (First Team)
2000-01	Gary Payton (First Team)
2001-02	Gary Payton (First Team)

NBA ALL-ROOKIE TEAM

1967-68	Bob Rule (First Team)
	Al Tucker (First Team)
1968-69	Art Harris (First Team)
1974-75	Tom Burleson (First Team)
1977-78	Jack Sikma (First Team)
1985-86	Xavier McDaniel (First Team)
1987-88	Derrick McKey (First Team)
1990-91	Gary Payton (Second Team)
2000-01	Desmond Mason (Second Team)
2001-02	Vladimir Radmanovic (Second Team)
2007-08	Kevin Durant (First Team)
	Jeff Green (First Team)
2008-09	Russell Westbrook (First Team)



Kevin Durant named MVP of the T-Mobile Rookie Challenge and Youth Jam at All-Star weekend in Phoenix (AZ).

T-MOBILE NBA ROOKIE OF THE YEAR

2007-08 Kevin Durant

NBA DEFENSIVE PLAYER OF THE YEAR

1995-96 Gary Payton

NBA MOST IMPROVED PLAYER

1986-87 Dale Ellis

SPORTING NEWS NBA COACH OF THE YEAR

1986-87 Bernie Bickerstaff

NBA FINALS MOST VALUABLE PLAYER

1979 Dennis Johnson

J. WALTER KENNEDY CITIZENSHIP AWARD

1975-76 Don "Slick" Watts

ALL-STAR SATURDAY LONG-DISTANCE

SHOOTOUT CHAMPION

1988-89 Dale Ellis

NBA SLAM DUNK CHAMPION

2000-01 Desmond Mason

NBA EXECUTIVE OF THE YEAR

1982-83 Zollie Volchok

1993-94 Bob Whitsitt

NBA SPORTSMANSHIP AWARD

1998-99 Hersey Hawkins

2002-03 Ray Allen

THUNDER OPPONENTS



OKLAHOMA CITY

THUNDER





ATLANTA HAWKS

CENTENNIAL TOWER
101 Marietta Street, Suite 1900
Atlanta, GA 30303 • 404-878-3800



Mike Woodson
Head Coach

DIRECTORY

Board of Managers: Bruce Levenson, Michael Gearon, Steven Belkin, Ed Peskowitz, Rutherford Seydel, Todd Foreman, Felix Riccio, Michael Gearon Sr., Beau Turner
Executive Vice President/General Manager: Rick Sund
Head Coach: Mike Woodson
Assistant Coaches: Larry Drew, Bob Bender, Jim Todd, Tyrone Hill
Head Athletic Trainer: Wally Blase
Vice President of Public Relations: Arthur Triche
Director of Media Relations: Jon Steinberg
Senior Manager of Media Relations: Jason Roose

2009-10 VS. HAWKS (ALL TIMES CENTRAL)

1/18/10	Monday	at Atlanta	1:00 p.m.
2/21/10	Tuesday	at Oklahoma City	7:00 p.m.

2008-09 VS. HAWKS

Date	Site	W/L	Score
11/09/08	OKC	L	85-89
12/23/08	Atlanta	L	88-99

THUNDER VS. HAWKS ALL-TIME

YEAR	TOTAL	YEAR	TOTAL
1967-68	0-8	1990-91	1-1
1968-69	2-4	1991-92	1-1
1969-70	2-5	1992-93	1-1
1970-71	2-3	1993-94	1-1
1971-72	4-1	1994-95	2-0
1972-73	1-3	1995-96	2-0
1973-74	0-4	1996-97	1-1
1974-75	1-3	1997-98	1-1
1975-76	3-1	1998-99	Did Not Play
1976-77	2-1	1999-00	1-1
1977-78	1-2	2000-01	1-1
1978-79	3-1	2001-02	2-0
1979-80	2-0	2002-03	1-1
1980-81	1-1	2003-04	1-1
1981-82	1-1	2004-05	2-0
1982-83	1-1	2005-06	2-0
1983-84	1-1	2006-07	2-0
1984-85	1-1	2007-08	1-1
1985-86	1-1	2008-09	0-2
1986-87	0-2	Totals	54-61
1987-88	0-2	vs. St. Louis	0-8
1988-89	1-1	vs. Atlanta	54-53
1989-90	1-1		

GENERAL INFORMATION

Home Court: Philips Arena (18,729)

Radio: WQXI-AM (790 The Zone)

Steve Holman

Television: FSN South/SportSouth

Bob Rathbun, Dominique Wilkins, James Verrett

Team Colors: Red, White, Blue

LARGEST WINNING MARGIN

OKC:	24	4/3/93	at Seattle	129-
Atlanta:	38	3/15/72	at Atlanta	96-134

CURRENT STREAKS VS. HAWKS

SITE	LAST WIN	SCORE	LAST LOSS	SCORE	STREAK
At Home	12/5/06	102-87	11/9/08	85-89	Lost 2
At Atlanta	11/16/07	126-123 (2OT)	12/23/08	88-99	Lost 1
Overall	11/16/07	126-123 (2OT)	12/23/08	88-99	Lost 3

2008-2009 SEASON SERIES (0-2) OKLAHOMA CITY VS. ATLANTA

PLAYER	G-GS	MIN	FG-FGA	PCT	3FG-FGA	PCT	FT-FTA	PCT	OFF	DEF	TOT	AST	PF-DQ	STL	TO	BLK	PTS	AVG	HI
Durant	2-2	80	19-40	.475	2-3	.667	8-9	.889	4	6	10	7	3-0	1	9	0	48	24.0	28
Green	2-2	79	10-29	.345	3-9	.333	3-4	.750	4	18	22	3	8-1	2	3	0	26	13.0	18
Westbrook	2-1	63	11-28	.393	0-2	.000	4-5	.800	3	1	4	8	4-0	3	6	0	26	13.0	15
Smith	2-1	50	6-18	.333	1-1	1.000	9-12	.750	5	9	14	2	7-0	1	2	22	11.0	14	
Wilcox	2-0	30	9-15	.600	0-0	.000	3-4	.750	5	9	14	1	4-0	0	4	0	21	10.5	19
Watson	2-1	55	6-19	.316	1-5	.200	0-0	.000	0	4	4	13	2-0	1	2	0	13	6.5	11
Mason	2-1	61	4-19	.211	0-0	.000	3-5	.600	8	6	14	3	4-0	0	3	0	11	5.5	9
Petro	1-1	19	1-4	.250	0-0	.000	0-0	.000	2	3	5	0	3-0	1	0	0	2	2.0	2
Collison	1-1	19	1-2	.500	0-0	.000	0-0	.000	1	4	5	0	2-0	1	0	2	2.0	2	
Swift	2-0	14	1-1	1.000	0-0	.000	0-2	.000	0	6	6	0	3-0	0	1	2	1.0	2	
Wilkins	2-0	12	0-3	.000	0-0	.000	0-0	.000	1	1	2	1	1-0	0	0	0	0.0	0	
Sene	0-0	0	0-0	.000	0-0	.000	0-0	.000	0	0	0	0	0-0	0	0	0	0.0	0	
Weaver	0-0	0	0-0	.000	0-0	.000	0-0	.000	0	0	0	0	0-0	0	0	0	0.0	0	
OKLAHOMA CITY	2-10	480	68-178	.382	7-20	.350	30-41	.732	33	67	122	38	41-1	8	29	3	173	86.5	88
HAWKS	2-10	480	66-157	.420	14-36	.389	42-59	.712	23	61	107	40	37-0	18	22	14	188	94.0	99

2008-2009 SEASON SERIES (2-0) ATLANTA HAWKS VS. OKLAHOMA CITY

PLAYER	G-GS	MIN	FG-FGA	PCT	3FG-FGA	PCT	FT-FTA	PCT	OFF	DEF	TOT	AST	PF-DQ	STL	TO	BLK	PTS	AVG	HI
Johnson	2-2	83	17-48	.354	5-14	.357	6-8	.750	2	11	13	13	5-0	5	6	2	45	22.5	25
Smith	1-1	39	6-11	.545	1-1	1.000	6-9	.667	1	2	3	2	1-0	2	3	1	19	19.0	19
Williams	2-2	79	14-24	.583	2-4	.500	5-8	.625	3	11	14	2	3-0	2	3	0	35	17.5	21
Bibby	2-2	71	10-22	.455	4-10	.400	3-6	.500	1	7	8	10	2-0	5	1	0	27	13.5	14
Murray	2-0	45	7-18	.389	1-4	.250	5-6	.833	0	3	3	3	6-0	2	2	1	20	10.0	14
Horford	2-2	75	4-13	.308	0-0	.000	6-8	.750	3	17	20	4	5-0	0	3	8	14	7.0	8
Pachulia	2-1	27	5-8	.625	0-0	.000	4-6	.667	6	3	9	2	6-0	0	2	0	14	7.0	8
Jones	2-0	23	2-5	.400	1-1	1.000	3-4	.750	6	4	10	1	2-0	0	0	2	8	4.0	5
Evans	2-0	31	1-7	.143	0-2	.000	2-2	1.000	1	2	3	1	4-0	2	2	0	4	2.0	4
Law	2-0	7	0-1	.000	0-0	.000	2-2	1.000	0	1	1	2	3-0	0	0	2	1.0	2	
West	1-0	1	0-0	.000	0-0	.000	0-0	.000	0	0	0	0	0-0	0	0	0	0.0	0	
Morris	1-0	1	0-0	.000	0-0	.000	0-0	.000	0	0	0	0	0-0	0	0	0	0.0	0	
Hunter	0-0	0	0-0	.000	0-0	.000	0-0	.000	0	0	0	0	0-0	0	0	0	0.0	0	
HAWKS	2	480	66-157	.420	14-36	.389	42-59	.712	23	61	107	40	37-0	18	22	14	188	94.0	99
OKLAHOMA CITY	2	480	68-178	.382	7-20	.350	30-41	.732	33	67	122	38	41-1	8	29	3	173	86.5	88



BOSTON CELTICS

BOSTON CELTICS
226 Causeway Street, 4th Floor
Boston, MA 02114 • 617-854-8000

Glenn "Doc" Rivers
Head Coach



DIRECTORY

Managing Partner, Governor & CEO: Wyc Grousbeck
Executive Director, Basketball Operations/GM: Danny Ainge

Head Coach: Glenn "Doc" Rivers

Associate Head Coach: Tom Thibodeau

Assistant Coaches: Armond Hill, Kevin Eastman, Clifford Ray, Mike Longabardi

Athletic Trainer: Ed Lacerte

VP of Media Relations/Alumni Services: Jeff Twiss

Director of Public Relations: Heather Walker

Media Relations Coordinator: Brian Olive

GENERAL INFORMATION

Home Court: TD Banknorth Garden (18,624)

Radio: WEEI 850 AM

Sean Grande, Cedric Maxwell

Television: Comcast SportsNet, Mike Gorman, Tom

Heinsohn, Donny Marshall, Greg Dickerson

Team Colors: Green, Gold, Black, Brown, Beige and White

LARGEST WINNING MARGIN

OKC:	39	12/29/95	at Seattle	124-85
Boston:	47	11/20/68	at Seattle	92-139

CURRENT STREAKS VS. CELTICS

SITE	LAST WIN	SCORE	LAST LOSS	SCORE	STREAK
At Home	12/31/06	101-95	11/5/08	83-96	Lost 2
At Boston	11/16/05	113-100	3/29/09	84-103	Lost 3
Overall	12/31/06	101-95	3/29/09	84-103	Lost 5

2008-2009 SEASON SERIES (0-2) OKLAHOMA CITY VS. BOSTON

PLAYER	G-GS	MIN	FG-FGA	PCT	3FG-FGA	PCT	FT-FTA	PCT	OFF	DEF	TOT	AST	PF-QD	STL	TO	BLK	PTS	AVG	HI
Durant	2-2	66	12-30	.400	1-3	.333	13-14	.929	1	3	4	4	4.0	2	6	1	38	19.0	21
Westbrook	2-1	58	12-31	.387	3-6	.500	9-10	.900	5	2	7	3	6.0	2	4	0	36	18.0	23
Green	2-2	72	11-31	.355	2-7	.286	5-7	.714	4	11	15	5	4.0	2	4	2	29	14.5	15
Smith	1-0	25	4-9	.444	0-1	.000	1-2	.500	2	3	5	1	2.0	1	0	0	9	9.0	9
Kristic	1-1	22	4-9	.444	0-0	.000	1-1	1.000	0	4	4	0	1.0	0	0	1	8	8.0	9
Mason	1-0	24	4-9	.444	0-0	.000	0-1	.000	2	2	4	0	3.0	0	3	1	8	8.0	8
Petro	1-1	18	4-5	.800	0-0	.000	0-0	.000	0	1	1	0	1.0	1	1	0	8	8.0	8
Watson	1-1	24	1-6	.167	1-1	1.000	4-4	1.000	2	5	7	5	3.0	0	2	0	7	7.0	7
Sefolosha	1-1	31	3-5	.600	0-0	.000	0-0	.000	1	3	4	2	3.0	1	0	4	6	6.0	6
Rose	1-0	17	2-9	.222	0-0	.000	2-2	1.000	2	5	7	0	0-0	0	1	1	6	6.0	6
Wilcox	1-0	28	2-5	.400	0-0	.000	1-2	.500	2	8	8	0	3.0	2	0	1	8	8.0	5
Collison	2-1	51	2-13	.154	0-0	.000	2-4	.500	3	9	12	2	8.0	0	1	3	6	3.0	4
Weaver	2-0	24	0-1	.000	0-0	.000	0-0	.000	0	2	2	9	2.0	2	1	0	0	0.0	0
Atkins	1-0	11	0-1	.000	0-0	.000	0-0	.000	0	1	1	1	1.0	0	1	0	0	0.0	0
Wilkins	1-0	10	0-3	.000	0-0	.000	0-0	.000	0	1	1	1	0-0	0	0	0	0	0.0	0
OKLAHOMA CITY	0-0	0	0-0	.000	0-0	.000	0-0	.000	0	0	0	0	0-0	0	0	0	0	0.0	0
CELTICS	2	480	61-167	.365	7-18	.389	38-47	.809	24	58	101	33	41.0	11	27	13	167	83.5	84
CELTICS	2	480	75-166	.452	15-40	.375	34-47	.723	27	70	118	54	41.0	17	27	10	199	99.5	103

2008-2009 SEASON SERIES (2-0) BOSTON CELTICS VS. OKLAHOMA CITY

PLAYER	G-GS	MIN	FG-FGA	PCT	3FG-FGA	PCT	FT-FTA	PCT	OFF	DEF	TOT	AST	PF-QD	STL	TO	BLK	PTS	AVG	HI
Pierce, P.	2-2	78	15-38	.395	4-11	.364	13-15	.867	2	10	12	8	5.0	2	4	0	47	23.5	27
Garnett, K.	1-1	29	8-14	.571	0-0	.000	1-1	1.000	1	7	8	0	2.0	2	1	0	17	17.0	17
Allen, R.	2-2	62	12-28	.429	7-14	.500	1-2	.500	3	10	13	4	6.0	2	4	1	32	16.0	18
Moore, M.	1-0	27	6-8	.750	0-0	.000	0-0	.000	2	9	11	1	5.0	1	1	0	12	12.0	12
House, E.	2-0	38	7-19	.368	4-12	.333	5-6	.833	0	3	3	3	1.0	2	0	0	23	11.5	16
Powe, L.	1-0	18	3-6	.500	0-0	.000	5-5	1.000	3	1	4	1	3.0	1	1	0	11	11.0	11
Davis, G.	2-1	47	8-17	.471	0-0	.000	4-8	.500	7	8	15	2	3.0	1	2	1	20	10.0	19
Allen, T.	1-0	18	4-8	.500	0-1	.000	0-0	.000	1	1	2	0	3.0	1	2	0	8	8.0	8
Perkins, K.	2-2	66	5-13	.385	0-1	.000	3-6	.500	5	12	17	3	5.0	1	3	7	13	6.5	10
Rondo, R.	2-2	63	5-8	.625	0-0	.000	0-2	.000	2	5	7	23	3.0	3	5	0	12	6.0	12
Walker, B.	1-0	12	1-3	.333	0-0	.000	2-2	1.000	1	4	5	1	3.0	0	0	1	4	4.0	4
Marbury, S.	1-0	21	1-4	.250	0-0	.000	0-0	.000	0	0	0	7	2.0	1	1	0	2	2.0	2
Pruitt, G.	1-0	2	0-0	.000	0-0	.000	0-0	.000	0	0	0	1	0-0	0	0	0	0	0.0	0
Scalabrine, B.	0-0	0	0-0	.000	0-0	.000	0-0	.000	0	0	0	0	0-0	0	0	0	0	0.0	0
OKLAHOMA CITY	2	480	75-166	.452	15-40	.375	34-47	.723	27	70	118	54	41.0	17	27	10	199	99.5	103
OKLAHOMA CITY	2	480	61-167	.365	7-18	.389	38-47	.809	24	58	101	33	41.0	11	27	13	167	83.5	84

2009-10 VS. CELTICS (ALL TIMES CENTRAL)

12/4/09	Friday	at Oklahoma City	7:00 p.m.
3/31/10	Wednesday	at Boston	6:30 p.m.

2008-09 VS. CELTICS

Date	Site	W/L	Score
11/5/08	OKC	L	83-96
3/29/09	Boston	L	84-103

THUNDER VS. CELTICS ALL-TIME

YEAR	TOTAL	YEAR	TOTAL
1967-68	1-6	1989-90	0-2
1968-69	3-3	1990-91	0-2
1969-70	1-5	1991-92	0-2
1970-71	2-3	1992-93	2-0
1971-72	3-2	1993-94	2-0
1972-73	0-4	1994-95	1-1
1973-74	2-2	1995-96	2-0
1974-75	2-2	1996-97	2-0
1975-76	2-2	1997-98	1-1
1976-77	2-2	1998-99	Did Not Play
1977-78	4-0	1999-00	1-1
1978-79	2-2	2000-01	0-2
1979-80	2-0	2001-02	1-1
1980-81	1-1	2002-03	0-2
1981-82	2-0	2003-04	1-1
1982-83	1-1	2004-05	0-2
1983-84	0-2	2005-06	2-0
1984-85	1-1	2006-07	1-1
1985-86	0-2	2007-08	0-2
1986-87	0-2	2008-09	0-2
1987-88	1-1	Totals	50-65
1988-89	2-0		



CHARLOTTE BOBCATS

CHARLOTTE BOBCATS

333 East Trade Street

Charlotte, NC 28202 • (704) 688-8600

Larry Brown
Head Coach



DIRECTORY

Majority Owner: Bob Johnson
Managing Member of Basketball Operations: Michael Jordan

Head Coach: Larry Brown

Assistant Coaches: Herb Brown, Jeff Capel, Phil Ford, Dave Hanners, LaSalle Thompson

Head Athletic Trainer: Steve Stricker

Director, Basketball Communications: B.J. Evans

Manager, Basketball Communications: Josh Rosen

2009-10 VS. BOBCATS (ALL TIMES CENTRAL)

12/26/09 Saturday at Oklahoma City 7:00 p.m.
3/17/10 Wednesday at Charlotte 6:00 p.m.

2008-09 VS. BOBCATS

Date	Site	W/L	Score
12/3/08	Charlotte	L	97-103
4/10/09	OKC	W	84-81

GENERAL INFORMATION

Home Court: Charlotte Bobcats Arena (19,077)

Radio: TBD,

Scott Lauer

Television: FSN South/SportSouth

Steve Martin, Dell Curry

Team Colors: Bobcats Blue, White and Orange

THUNDER VS. BOBCATS ALL-TIME

YEAR	TOTAL
2004-05	2-0
2005-06	1-1
2006-07	2-0
2007-08	0-2
2008-09	1-1
Totals	6-4

LARGEST WINNING MARGIN

OKC:	14	11/10/06	at Charlotte	99-85
	14	2/5/05	at Seattle	113-99
Charlotte:	13	2/6/06	at Charlotte	106-119

CURRENT STREAKS VS. BOBCATS

SITE	LAST WIN	SCORE	LAST LOSS	SCORE	STREAK
At Home	4/10/09	84-81	3/28/08	93-96	Won 1
At Charlotte	11/10/06	99-85	12/3/08	97-103	Lost 2
Overall	4/10/09	84-81	12/3/08	97-103	Won 1

2008-2009 SEASON SERIES (1-1) OKLAHOMA CITY VS. CHARLOTTE

PLAYER	G-GS	MIN	FG-FGA	PCT	3FG-FGA	PCT	FT-FTA	PCT	OFF	DEF	TOT	AST	PF-DQ	STL	TO	BLK	PTS	AVG	HI
Durant	2-2	81	16-36	.500	4-10	.400	4-7	.571	3	10	13	3	9-0	5	7	3	44	22.0	24
Krisic	1-1	27	9-12	.750	0-0	.000	1-1	1.000	5	4	9	0	2-0	0	4	1	19	19.0	19
Green	2-2	82	12-21	.571	2-7	.286	2-4	.500	0	17	17	4	3-0	1	6	3	28	14.0	18
Smith	1-0	19	5-8	.625	0-0	.000	3-4	.750	0	2	2	1	3-0	1	0	1	13	13.0	13
Wilcox	1-1	24	5-11	.455	0-0	.000	2-2	1.000	1	4	5	1	6-1	1	3	1	12	12.0	12
Westbrook	2-2	73	5-18	.278	0-0	.000	10-12	.833	5	3	8	16	5-0	2	14	0	20	10.0	10
Weaver	1-0	22	4-5	.800	0-1	.000	1-1	1.000	1	4	5	1	1-0	4	1	3	9	9.0	9
Wilkins	1-1	19	3-6	.500	0-2	1.000	0-0	.000	0	1	1	0	0-0	0	0	0	8	8.0	8
Livingston	1-0	24	3-9	.333	0-0	.000	0-0	.000	1	2	3	1	2-0	0	0	1	6	6.0	6
Watson	1-0	21	3-5	.600	0-0	.000	0-0	.000	0	2	2	11	3-0	4	0	4	6	6.0	6
Mason	1-0	29	2-5	.400	0-1	.000	0-2	.000	1	4	5	1	2-0	0	0	0	4	4.0	4
White	1-0	15	2-4	.500	0-0	.000	0-0	.000	0	2	2	0	2-0	1	1	1	4	4.0	4
Rose	1-0	14	1-3	.333	0-0	.000	1-2	.500	0	2	2	1	1-0	1	0	0	3	3.0	3
Sefelosha	1-1	13	1-1	1.000	0-0	.000	1-2	.500	1	1	2	1	1-0	0	0	0	3	3.0	3
Collison	1-0	16	0-1	.000	0-0	.000	2-2	1.000	0	2	2	0	4-0	0	2	4	2	2.0	2
Petro	0-0	0	0-0	.000	0-0	.000	0-0	.000	0	0	0	0	0-0	0	0	0	0	0.0	0
Sene	0-0	0	0-0	.000	0-0	.000	0-0	.000	0	0	0	0	0-0	0	0	0	0	0.0	0
Atkins	0-0	0	0-0	.000	0-0	.000	0-0	.000	0	0	0	0	0-0	0	0	0	0	0.0	0
OKLAHOMA CITY	2	480	73-145	.503	8-21	.381	27-41	.659	18	60	100	41	44-1	16	43	18	181	90.5	97
BOBCATS	2	480	65-163	.399	11-39	.282	43-54	.796	23	51	95	37	40-0	22	28	4	184	92.0	103

2008-2009 SEASON SERIES (1-1) CHARLOTTE BOBCATS VS. OKLAHOMA CITY

PLAYER	G-GS	MIN	FG-FGA	PCT	3FG-FGA	PCT	FT-FTA	PCT	OFF	DEF	TOT	AST	PF-DQ	STL	TO	BLK	PTS	AVG	HI
Diaw	1-1	47	8-21	.381	1-5	.200	2-4	.500	3	3	6	4	2-0	1	2	0	19	19.0	19
Richardson	1-1	40	8-16	.500	0-2	.000	2-2	1.000	0	4	4	2	3-0	2	1	0	18	18.0	18
Wallace	2-2	95	10-26	.385	0-4	.000	11-11	1.000	4	12	16	6	7-0	8	9	2	31	15.5	21
Okafor	2-2	74	9-16	.563	0-0	.000	12-16	.750	9	13	22	0	5-0	2	3	1	30	15.0	25
Augustin	2-0	63	9-25	.360	6-12	.500	6-7	.857	1	2	3	4	5-0	1	2	0	30	15.0	20
May	1-1	27	4-7	.571	0-0	.000	2-2	1.000	1	10	11	0	3-0	0	2	0	10	10.0	10
Radmanovic	1-1	18	3-12	.250	2-7	.286	2-2	1.000	0	1	1	1	2-0	1	3	0	10	10.0	10
Felton	2-2	75	8-27	.296	1-7	.143	2-4	.500	2	2	4	17	7-0	5	4	1	19	9.5	11
Jefferson	1-0	6	3-3	1.000	0-0	.000	0-0	.000	0	1	1	1	0-0	1	0	0	6	6.0	6
Jones	1-0	6	1-2	.500	0-0	.000	2-2	1.000	0	0	0	0	1-0	0	0	0	4	4.0	4
Morrison	1-0	4	1-2	.500	1-1	1.000	0-0	.000	0	0	0	0	1-0	0	0	0	3	3.0	3
Dudley	1-0	17	1-4	.250	0-0	.000	0-0	.000	3	1	4	0	1-0	0	0	0	2	2.0	2
Brown	1-0	3	0-1	.000	0-0	.000	2-2	1.000	0	0	0	2	1-0	0	0	0	2	2.0	2
Dip	1-0	7	0-0	.000	0-0	.000	0-0	.000	0	2	2	0	0-0	0	0	0	0	0.0	0
Mohammed	1-0	5	0-0	.000	0-0	.000	0-0	.000	0	0	0	0	2-0	1	0	0	0	0.0	0
Martin	1-0	2	0-1	.000	0-1	.000	0-0	.000	0	0	0	0	0-0	0	0	0	0	0.0	0
Carroll	1-0	1	0-0	.000	0-0	.000	0-0	.000	0	0	0	0	0-0	0	0	0	0	0.0	0
Ajincja	0-0	0	0-0	.000	0-0	.000	0-0	.000	0	0	0	0	0-0	0	0	0	0	0.0	0
Howard	0-0	0	0-0	.000	0-0	.000	0-0	.000	0	0	0	0	0-0	0	0	0	0	0.0	0
OKLAHOMA CITY	2	480	65-163	.399	11-39	.282	43-54	.796	23	51	95	37	40-0	22	28	4	184	92.0	103
CHARLOTTE BOBCATS	2	480	73-145	.503	8-21	.381	27-41	.659	18	60	100	41	44-1	16	43	18	181	90.5	97



CHICAGO BULLS

CHICAGO BULLS

1901 West Madison Street
Chicago, IL 60612 • 312-455-4000

Vinny Del Negro
Head Coach



DIRECTORY

Chairman: Jerry Reinsdorf
Executive Vice President-Basketball Operations: John Paxson

General Manager: Gar Forman

Head Coach: Vinny Del Negro

Assistant Coaches: Bernie Bickerstaff, Bob Ociepka, Pete Myers

Head Athletic Trainer: Fred Tedeschi

Senior Director, Public and Media Relations: Tim Hallam

Senior Manager, Public and Media Relations: Sebrina Brewster

Manager, Public and Media Relations: Matt Yob

Assistant, Public and Media Relations: Shaun Hickbottom

GENERAL INFORMATION

Home Court: United Center (20,917)

Radio: WMVP (AM 1000)

Chuck Swirsky, Bill Wennington

Television: WGN (Channel 9), WCUI (Channel 26), Comcast

SportsNet Chicago

Neil Funk, Stacey King

Team Colors: Red, White, Black

LARGEST WINNING MARGIN

OKC: 36 2/28/70 at Seattle 140-104
Chicago: 33 1/11/69 at Chicago 86-119

2009-10 VS. BULLS (ALL TIMES CENTRAL)

1/4/10 Monday at Chicago 7:00 p.m.
1/27/10 Wednesday at Oklahoma City 7:00 p.m.

2008-09 VS. BULLS

Date Site W/L Score
1/10/09 Chicago W 109-98 (OT)
3/18/09 OKC L 96-103

THUNDER VS. BULLS ALL-TIME

YEAR	TOTAL	YEAR	TOTAL
1967-6	5-3	1990-91	0-2
1968-69	3-4	1991-92	0-2
1969-70	3-4	1992-93	0-2
1970-71	2-4	1993-94	1-1
1974-75	0-4	1994-95	2-0
1975-76	3-2	1995-96	1-1
1976-77	2-2	1996-97	0-2
1977-78	2-2	1997-98	1-1
1978-79	4-0	1998-99	1-0
1979-80	4-2	1999-00	1-1
1980-81	1-1	2000-01	2-0
1981-82	1-1	2001-02	1-1
1982-83	2-0	2002-03	2-0
1983-84	2-0	2003-04	2-0
1984-85	0-2	2004-05	1-1
1985-86	1-1	2005-06	2-0
1986-87	0-2	2006-07	0-2
1987-88	1-1	2007-08	0-2
1988-89	0-2	2008-09	1-1
1989-90	1-1	Totals	61-67

CURRENT STREAKS VS. BULLS

SITE	LAST WIN	SCORE	LAST LOSS	SCORE	STREAK
At Home	11/18/05	98-94	3/18/09	96-103	Lost 3
At Chicago	1/10/09	109-98 (OT)	12/11/07	96-123	Won 1
Overall	1/10/09	109-98 (OT)	3/18/09	96-103	Lost 1

2008-2009 SEASON SERIES (1-1) OKLAHOMA CITY VS. CHICAGO

PLAYER	G-GS	MIN	FG-FGA	PCT	3FG-FGA	PCT	FT-FTA	PCT	OFF	DEF	TOT	AST	PF-DQ	STL	TO	BLK	PTS	AVG	HI
Durant, K	2-2	87	19-41	.463	3-7	.429	15-17	.882	5	13	18	2	2-0	5	9	1	56	28.0	28
Collison, N	2-1	62	15-21	.714	0-0	.000	3-5	.600	14	8	22	4	8-0	0	0	33	16.5	21	
Green, J	2-2	85	12-32	.375	0-6	.000	8-12	.667	3	12	15	1	8-0	2	6	1	32	16.0	18
Westbrook, R	2-2	81	11-36	.306	0-2	.000	7-9	.778	7	7	14	10	2-0	3	7	0	29	14.5	15
Mason, D	1-0	22	3-8	.375	0-1	.000	4-4	1.000	1	4	5	2	4-0	1	1	1	10	10.0	10
Krstic, N	2-1	39	7-13	.538	0-0	.000	1-2	.500	2	2	4	0	4-0	1	4	5	15	7.5	8
Sefolosha, T	1-1	34	2-7	.286	0-2	.000	2-2	1.000	1	4	5	3	3-0	3	1	4	6	6.0	6
Watson, E	1-1	43	2-10	.200	0-1	.000	0-0	.000	2	4	6	11	4-0	1	1	1	4	4.0	4
Weaver, K	2-0	21	4-4	1.000	0-0	.000	0-0	.000	0	1	1	2	1-0	0	0	8	4.0	6	
Atkins, C	1-0	18	2-5	.400	0-2	.000	0-0	.000	0	0	0	1	1-0	1	0	4	4.0	4	
Rose, M	1-0	7	2-2	1.000	0-0	.000	0-0	.000	0	0	0	1	2-0	1	1	0	4	4.0	4
Smith, J	1-0	5	0-1	.000	0-0	.000	4-4	1.000	0	0	0	1	1-0	0	1	0	4	4.0	4
Wilkins, D	0-0	0	0-0	.000	0-0	.000	0-0	.000	0	0	0	0	0-0	0	0	0	0	0.0	0
Wilcox, C	0-0	0	0-0	.000	0-0	.000	0-0	.000	0	0	0	0	0-0	0	0	0	0	0.0	0
Swift, R	0-0	0	0-0	.000	0-0	.000	0-0	.000	0	0	0	0	0-0	0	0	0	0	0.0	0
OKLAHOMA CITY	2	505	79-180	.439	3-21	.143	44-55	.800	35	55	109	38	40-0	22	34	13	205	102.5	109
BULLS	2	505	82-172	.477	8-24	.333	29-39	.744	25	56	103	28	48-2	17	38	14	201	100.5	103

2008-2009 SEASON SERIES (1-1) CHICAGO BULLS VS. OKLAHOMA CITY

PLAYER	G-GS	MIN	FG-FGA	PCT	3FG-FGA	PCT	FT-FTA	PCT	OFF	DEF	TOT	AST	PF-DQ	STL	TO	BLK	PTS	AVG	HI
Rose	2-2	82	20-32	.625	0-1	.000	1-3	.333	3	6	9	9	4-0	3	8	0	41	20.5	25
Gordon	2-2	83	17-36	.472	1-8	.125	5-7	.714	4	3	7	5	3-0	2	9	1	40	20.0	22
Gooden	1-1	40	8-16	.444	0-0	.000	4-4	1.000	2	10	12	3	5-0	0	2	1	20	20.0	20
Salmons	1-1	39	8-15	.533	1-2	.500	3-3	1.000	0	5	5	2	3-0	0	2	0	20	20.0	20
Hughes	1-1	42	6-13	.462	2-2	1.000	2-3	.667	1	6	7	2	6-1	2	3	2	16	16.0	16
Miller	1-0	2	4-9	.444	0-1	.000	6-9	.667	4	2	6	5	4-0	1	0	14	14.0	14	
Nocioni	1-0	34	4-10	.400	1-4	.250	2-2	1.000	1	1	2	0	4-0	1	1	0	11	11.0	11
Thomas	2-2	54	6-18	.333	0-0	.000	6-6	1.000	3	10	13	0	6-0	3	3	4	18	9.0	12
Hinrich	1-0	20	3-7	.429	2-4	.500	0-0	.000	0	3	3	0	4-0	1	2	1	8	8.0	8
Noah	2-1	65	4-8	.500	0-0	.000	0-2	.000	7	9	16	0	7-1	3	4	5	8	4.0	4
Hunter	1-0	13	1-4	.250	1-2	.500	0-0	.000	0	1	1	2	2-0	0	0	0	4	4.0	4
Thomas	1-0	5	1-2	.500	0-0	.000	0-0	.000	0	1	1	0	0-0	0	1	0	2	2.0	2
Simmons	0-0	0	0-0	.000	0-0	.000	0-0	.000	0	0	0	0	0-0	0	0	0	0	0.0	0
Roberson	0-0	0	0-0	.000	0-0	.000	0-0	.000	0	0	0	0	0-0	0	0	0	0	0.0	0
Johnson	0-0	0	0-0	.000	0-0	.000	0-0	.000	0	0	0	0	0-0	0	0	0	0	0.0	0
Deng	0-0	0	0-0	.000	0-0	.000	0-0	.000	0	0	0	0	0-0	0	0	0	0	0.0	0
Gray	0-0	0	0-0	.000	0-0	.000	0-0	.000	0	0	0	0	0-0	0	0	0	0	0.0	0
BULLS	2	505	82-172	.477	8-24	.333	29-39	.744	25	56	103	28	48-2	17	38	14	201	100.5	103
OKLAHOMA CITY	2	505	79-180	.439	3-21	.143	44-55	.800	35	55	109	38	40-0	22	34	13	205	102.5	109



CLEVELAND CAVALIERS

QUICKEN LOANS ARENA

One Center Court • Cleveland, OH 44115-4001
216-420-2000

Mike Brown
Head Coach



DIRECTORY

Majority Owner/Chairman: Dan Gilbert
General Manager: Danny Ferry
Head Coach: Mike Brown
Assistant Coaches: Hank Egan, Melvin Hunt, Chris Jent, Michael Malone
Head Athletic Trainer: Max Benton
Senior Vice President, Communications: Tad Carper
Director, Basketball Communications: Amanda Mercado
Basketball Communications Managers: Garin Narain, Bruce Wimbish
Basketball Communications Coordinator: Tora Vinci

GENERAL INFORMATION

Home Court: Quicken Loans Arena (20,562)
Radio: WTAM (1100 AM)
Joe Tait
Television: FSN Ohio
Fred McLeod, Austin Carr
Team Colors: Wine, Gold, Navy

LARGEST WINNING MARGIN

OKC: 35 11/3/80 at Seattle 118-83
 Cleveland: 35 11/26/08 at Cleveland 82-117

CURRENT STREAKS VS. CAVALIERS

SITE	LAST WIN	SCORE	LAST LOSS	SCORE	STREAK
At Home	1/31/08	101-95	12/21/08	91-102	Lost 1
At Cleveland	3/2/05	103-86	11/26/08	82-117	Lost 4
Overall	1/31/08	101-95	12/21/08	91-102	Lost 2

2008-2009 SEASON SERIES (0-2) OKLAHOMA CITY VS. CLEVELAND

PLAYER	G-GS	MIN	FG-FGA	PCT	3FG-FGA	PCT	FT-FTA	PCT	OFF	DEF	TOT	AST	PF-DQ	STL	TO	BLK	PTS	AVG	HI
Durant	2-2	75	15-33	.455	2-4	.500	7-9	.778	0	6	6	2	5-0	2	6	0	39	19.5	26
Westbrook	2-1	69	11-30	.367	2-3	.667	13-17	.765	4	6	10	16	4-0	5	6	0	37	18.5	24
Green	2-2	60	11-27	.407	2-8	.250	0-2	.000	6	8	14	1	3-0	1	4	1	24	12.0	16
Collison	2-2	48	7-8	.875	0-0	.000	0-0	.000	6	5	11	1	2-0	1	1	1	14	7.0	10
Wilcox	2-0	28	5-8	.625	0-0	.000	4-4	1.000	2	7	9	0	3-0	0	0	0	14	7.0	14
Petro	1-0	12	3-7	.429	0-0	.000	1-2	.500	0	0	0	0	5-0	0	0	1	7	7.0	7
Smith	2-0	38	6-19	.316	0-0	.000	0-0	.000	4	1	5	4	5-0	1	0	0	12	6.0	6
Watson	2-1	44	3-13	.231	2-4	.500	1-2	.500	0	4	4	5	2-0	0	2	0	9	4.5	7
Wilkins	2-1	48	2-9	.222	1-4	.250	3-4	.750	0	3	3	2	3-0	3	2	1	8	4.0	5
Sene	1-0	6	0-0	.000	0-0	.000	4-4	1.000	0	0	0	0	1-0	1	1	1	4	4.0	4
Weaver	1-0	21	0-2	.000	0-1	.000	3-4	.750	0	4	4	5	1-0	2	2	1	3	3.0	3
Mason	1-1	32	1-5	.200	0-0	.000	0-2	.000	1	2	3	2	3-0	0	2	1	2	2.0	2
Hill	0-0	0	0-0	.000	0-0	.000	0-0	.000	0	0	0	0	0-0	0	0	0	0	0.0	0
Swift	0-0	0	0-0	.000	0-0	.000	0-0	.000	0	0	0	0	0-0	0	0	0	0	0.0	0
OKLAHOMA CITY	2	480	64-161	.398	9-24	.375	36-50	.720	23	46	89	38	37-0	16	28	7	173	86.5	91
CAVALIERS	2	480	87-150	.580	14-30	.467	31-47	.660	15	63	101	48	35-0	14	27	13	219	109.5	117

2008-2009 SEASON SERIES (2-0) CLEVELAND CAVALIERS VS. OKLAHOMA CITY

PLAYER	G-GS	MIN	FG-FGA	PCT	3FG-FGA	PCT	FT-FTA	PCT	OFF	DEF	TOT	AST	PF-DQ	STL	TO	BLK	PTS	AVG	HI
James	2-2	60	21-36	.583	2-5	.400	1-2	.500	2	5	7	10	1-0	4	3	4	45	22.5	31
Williams	2-2	56	10-17	.588	3-4	.750	4-4	1.000	1	4	5	9	4-0	3	2	0	27	13.5	20
West	2-2	61	12-18	.667	2-4	.500	0-2	.000	1	6	7	14	5-0	2	0	1	26	13.0	18
Gibson	2-0	44	8-17	.471	2-9	.222	3-5	.600	0	5	5	2	3-0	2	4	0	21	10.5	15
Ilgaukas	2-2	41	9-15	.600	1-1	1.000	2-2	1.000	3	6	9	5	2-0	0	2	0	21	10.5	17
Szczerbiak	2-0	47	6-10	.600	3-6	.500	5-6	.833	0	7	7	2	2-0	0	2	0	20	10.0	13
Hickson	2-0	32	7-13	.538	0-0	.000	2-2	1.000	3	3	6	1	4-0	0	2	4	16	8.0	14
Kinsey	2-0	10	3-3	1.000	0-0	.000	5-5	1.000	0	1	1	2	2-0	0	2	0	11	5.5	11
Varejao	2-0	39	2-5	.400	0-0	.000	6-8	.750	1	12	13	0	5-0	1	3	2	10	5.0	7
Wallace	2-2	43	4-7	.571	0-0	.000	1-4	.250	3	8	11	0	1-0	1	1	2	9	4.5	6
Pavlovic	2-0	32	3-6	.500	1-1	1.000	2-7	.286	1	1	2	3	2-0	1	3	0	9	4.5	5
Jackson	2-0	14	2-3	.667	0-0	.000	0-0	.000	0	5	5	0	4-0	0	1	0	4	2.0	4
CAVALIERS	2	480	87-150	.580	14-30	.467	31-47	.660	15	63	101	48	35-0	14	27	13	219	109.5	117
OKLAHOMA CITY	2	480	64-161	.398	9-24	.375	36-50	.720	23	46	89	38	37-0	16	28	7	173	86.5	91

2009-10 VS. CAVALIERS (ALL TIMES CENTRAL)

12/13/09 Sunday at Oklahoma City 6:00 p.m.
 1/23/10 Saturday at Cleveland 6:30 p.m.

2008-09 VS. CAVALIERS

Date	Site	W/L	Score
11/26/08	Cleveland	L	82-117
12/21/08	OKC	L	91-102

THUNDER VS. CAVALIERS ALL-TIME

YEAR	TOTAL	YEAR	TOTAL
1970-71	4-0	1991-92	1-1
1971-72	4-0	1992-93	1-1
1972-73	1-3	1993-94	1-1
1973-74	2-2	1994-95	2-0
1974-75	2-2	1995-96	2-0
1975-76	1-3	1996-97	2-0
1976-77	1-3	1997-98	2-0
1977-78	1-3	1998-99	Did Not Play
1978-79	2-2	1999-00	2-0
1979-80	2-0	2000-01	2-0
1980-81	2-0	2001-02	2-0
1981-82	2-0	2002-03	1-1
1982-83	1-1	2003-04	0-2
1983-84	1-1	2004-05	2-0
1984-85	1-1	2005-06	1-1
1985-86	1-1	2006-07	1-1
1986-87	1-1	2007-08	1-1
1988-89	1-1	2008-09	0-2
1989-90	1-1	Totals	56-38
1990-91	1-1		



DALLAS MAVERICKS

DALLAS MAVERICKS
2500 Victory Avenue
Dallas, TX 75219 • 214-665-4660

Rick Carlisle
Head Coach



DIRECTORY

Owner: Mark Cuban
President of Basketball Operations/GM: Donn Nelson
Head Coach: Rick Carlisle
Assistant Coaches: Dwane Casey, Terry Stotts, Tom Sterner, Monte Mathis, Darrell Armstrong
Head Athletic Trainer: Casey Smith
Director of Basketball Communications: Sarah Melton
Basketball Communications Manager: Scott Tomlin
Basketball Communications Coordinator: Renee Felton

2009-10 VS. MAVERICKS (ALL TIMES CENTRAL)

12/16/09	Wednesday	at Oklahoma City	7:00 p.m.
1/15/10	Friday	at Dallas	7:30 p.m.
2/16/10	Tuesday	at Oklahoma City	7:00 p.m.
4/3/10	Saturday	at Dallas	7:30 p.m.

2008-09 VS. MAVERICKS

Date	Site	W/L	Score
12/13/08	Dallas	L	99-103
2/27/09	Dallas	L	108-110 (OT)
3/2/09	OKC	W	96-87

THUNDER VS. MAVERICKS ALL-TIME

YEAR	TOTAL	YEAR	TOTAL
1980-81	4-1	1995-96	2-2
1981-82	4-1	1996-97	3-1
1982-83	4-2	1997-98	2-2
1983-84	3-1	1998-99	3-0
1984-85	0-5	1999-00	3-1
1985-86	2-3	2000-01	1-3
1986-87	0-5	2001-02	1-3
1987-88	2-3	2002-03	2-2
1988-89	2-2	2003-04	1-3
1989-90	2-2	2004-05	1-3
1990-91	2-2	2005-06	0-3
1991-92	4-0	2006-07	0-4
1992-93	3-1	2007-08	1-3
1993-94	4-0	2008-09	1-2
1994-95	4-0	Totals	61-60

GENERAL INFORMATION

Home Court: American Airlines Center (19,200)
Radio: ESPN Radio (103.3 FM), KFLC (1270 AM - Spanish)
 Chuck Cooperstein, Brad Davis, Victor Villalba
Television: TXA-21, FSN Southwest
 Mark Followill, Bob Ortegel
Team Colors: Blue, Black, Silver

LARGEST WINNING MARGIN

OKC:	47	11/25/89	at Dallas	117-70
Dallas:	44	4/11/85	at Seattle	80-124

CURRENT STREAKS VS. MAVERICKS

SITE	LAST WIN	SCORE	LAST LOSS	SCORE	STREAK
At Home	3/2/09	96-87	1/11/08	70-90	Won 2
At Dallas	12/9/04	107-102	2/27/09	108-110 (OT)	Lost 8
Overall	3/2/09	96-87	2/27/09	108-110 (OT)	Won 1

2008-2009 SEASON SERIES (1-2) OKLAHOMA CITY VS. DALLAS

PLAYER	G-GS	MIN	FG-FGA	PCT	3FG-FGA	PCT	FT-FTA	PCT	OFF	DEF	TOT	AST	PF	PP-QD	STL	TO	BLK	PTS	AVG	HI
Green	2-2	84	19-36	.528	4-7	.571	11-14	.786	2	16	18	2	2	5	1	53	26.5	28	28	
Westbrook	3-3	123	24-64	.375	3-8	.375	18-19	.947	13	13	26	21	5	4	13	1	69	23.0	33	
Krstic	2-2	71	15-27	.556	0-0	0.000	6-7	.857	7	8	15	5	6-0	0	4	2	36	18.0	26	
Durant	2-2	47	10-21	.476	1-2	.500	7-7	1.000	1	9	10	0	2-0	5	2	0	28	14.0	22	
Sefolosha	2-2	71	11-20	.550	3-5	.600	2-2	1.000	4	11	15	3	7-0	1	1	1	27	13.5	15	
Mason	1-0	22	5-10	.500	0-0	0.000	2-2	1.000	0	3	3	0	5-0	0	1	1	12	12.0	12	
Weaver	2-1	64	8-18	.444	2-5	.400	4-4	1.000	1	4	5	4	2-0	3	4	1	22	11.0	18	
Wilkins	1-0	38	7-14	.500	1-7	.143	0-1	0.000	1	3	4	3	3-0	2	3	0	15	7.5	8	
Rose	2-0	31	5-8	.625	0-0	0.000	1-1	1.000	2	5	7	2	5-0	0	1	0	11	5.5	7	
Watson	3-0	62	4-17	.235	1-7	.143	3-3	1.000	1	5	6	18	7-0	4	5	1	12	4.0	7	
Smith	1-0	19	2-4	.500	0-0	0.000	0-0	0.000	1	4	5	1	0-0	0	1	2	4	4.0	4	
Swift	1-0	10	2-4	.500	0-0	0.000	0-0	0.000	0	0	0	0	0-0	0	1	0	4	4.0	4	
Collison	3-1	86	5-14	.357	0-0	0.000	0-0	0.000	11	11	22	3	11-0	1	3	3	10	3.3	6	
Petro	1-1	17	0-3	.000	0-0	0.000	0-0	0.000	2	3	5	0	2-0	1	2	0	0	0.0	0	
Sene	0-0	0	0-0	.000	0-0	0.000	0-0	0.000	0	0	0	0	0-0	0	0	0	0	0.0	0	
Atkins	0-0	0	0-0	.000	0-0	0.000	0-0	0.000	0	0	0	0	0-0	0	0	0	0	0.0	0	
Hill	0-0	0	0-0	.000	0-0	0.000	0-0	0.000	0	0	0	0	0-0	0	0	0	0	0.0	0	
OKLAHOMA CITY	3	745	117-260	.450	15-41	.366	54-60	.900	46	95	157	62	64-0	23	47	13	303	101.0	110	
MAVERICKS	3	745	117-255	.459	18-65	.277	48-61	.787	33	91	143	69	52-0	22	37	14	300	100.0	118	

2008-2009 SEASON SERIES (2-1) DALLAS MAVERICKS VS. OKLAHOMA CITY

PLAYER	G-GS	MIN	FG-FGA	PCT	3FG-FGA	PCT	FT-FTA	PCT	OFF	DEF	TOT	AST	PF	PP-QD	STL	TO	BLK	PTS	AVG	HI
Nowitzki	3-3	129	43-81	.531	4-11	.364	25-28	.893	3	19	22	12	4-0	1	11	3	115	38.3	46	
Terry	2-0	71	21-40	.525	6-13	.462	0-0	0.000	0	7	7	10	2-0	4	3	0	48	24.0	28	
Howard	2-2	48	8-24	.375	1-6	.167	1-1	1.000	2	1	3	3	6-0	1	2	0	20	10.0	13	
Singleton	2-0	47	8-11	.727	0-1	.000	4-4	1.000	5	10	15	1	6-0	1	2	3	20	10.0	12	
Kidd	3-3	120	8-19	.421	4-12	.333	7-8	.875	5	9	14	25	10-0	11	5	1	27	9.0	10	
Bass	3-0	65	7-18	.389	0-1	.000	5-6	.833	3	16	19	2	3-0	1	4	1	19	6.3	9	
Green	2-0	25	4-12	.333	1-4	.250	2-2	1.000	2	1	3	1	3-0	1	0	0	11	5.5	6	
Barea	3-1	69	7-22	.318	0-5	.000	1-2	.500	3	6	9	13	2-0	0	3	1	15	5.0	7	
Williams	1-0	14	1-4	.250	0-1	.000	1-2	.500	1	3	4	0	3-0	1	0	2	3	3.0	3	
Dampier	3-3	49	4-4	1.000	0-0	0.000	0-0	0.000	4	12	16	1	3-0	0	1	3	8	2.7	4	
Wright	2-2	35	2-8	.250	0-4	.000	1-2	.500	1	2	1	5-0	0	2	0	0	5	2.5	5	
George	3-1	68	2-11	.182	2-7	.286	1-2	.500	4	4	8	0	4-0	1	2	0	7	2.3	4	
Diop	1-0	6	1-1	1.000	0-0	0.000	0-0	0.000	0	2	2	0	1-0	0	0	0	2	2.0	2	
Hollins	0-0	0	0-0	.000	0-0	0.000	0-0	0.000	0	0	0	0	0-0	0	0	0	0	0.0	0	
Carroll	0-0	0	0-0	.000	0-0	0.000	0-0	0.000	0	0	0	0	0-0	0	0	0	0	0.0	0	
MAVERICKS	3	745	117-255	.459	18-65	.277	48-61	.787	33	91	143	69	52-0	22	37	14	300	100.0	110	
OKLAHOMA CITY	3	745	117-260	.450	15-41	.366	54-60	.900	46	95	157	62	64-0	23	47	13	303	101.0	118	



DENVER NUGGETS

DENVER NUGGETS
1000 Chopper Circle
Denver, CO 80204 • 303-405-1100

George Karl
Head Coach



DIRECTORY

Owner: E. Stanley Kroenke
VP of Basketball Operations: Mark Warkentien
Head Coach: George Karl
Assistant Coaches: Adrian Dantley, Tim Grunich, John Welch
Head Athletic Trainer/Traveling Secretary: Jim Gillen
Director of Media Relations: Tim Gelt
Media Relations Manager/Website Coordinator: Dan Tolzman
Director of Player Services and Broadcast Relations: Tim Dixon

2009-10 VS. NUGGETS (ALL TIMES CENTRAL)

12/14/09	Monday	at Denver	8:00 p.m.
1/29/10	Friday	at Oklahoma City	7:00 p.m.
3/3/10	Wednesday	at Denver	8:00 p.m.
4/7/10	Wednesday	at Oklahoma City	7:00 p.m.

2008-09 VS. NUGGETS

Date	Site	W/L	Score
1/2/09	OKC	L	120-122
2/4/09	OKC	L	113-114
3/11/09	Denver	L	99-112
4/8/09	Denver	L	112-122

THUNDER VS. NUGGETS ALL-TIME

YEAR	TOTAL	YEAR	TOTAL
1976-77	0-4	1995-96	3-1
1977-78	3-1	1996-97	4-0
1978-79	1-3	1997-98	4-0
1979-80	5-1	1998-99	2-2
1980-81	2-3	1999-00	3-1
1981-82	2-3	2000-01	2-2
1985-86	3-2	2001-02	1-3
1986-87	3-2	2002-03	3-1
1987-88	1-4	2003-04	2-2
1988-89	2-2	2004-05	2-2
1989-90	2-2	2005-06	2-2
1990-91	4-0	2006-07	1-3
1991-92	3-1	2007-08	1-3
1992-93	3-1	2008-09	0-4
1993-94	2-2	Totals	75-65
1994-95	3-1		

GENERAL INFORMATION

Home Court: Pepsi Center (19,155)
Radio: KCKK (AM 1510)
 Jerry Schemmel, Jason Kosmicki
Television: Altitude Sports & Entertainment
 Chris Marlowe, Scott Hastings
Team Colors: Blue, Gold

LARGEST WINNING MARGIN

OKC:	47	1/15/91	at Seattle	146-99
Denver:	54	3/16/08	at Denver	116-168

CURRENT STREAKS VS. NUGGETS

SITE	LAST WIN	SCORE	LAST LOSS	SCORE	STREAK
At Home	4/6/08	151-147 (2OT)	2/4/09	113-114	Lost 2
At Denver	3/28/07	100-97	4/8/09	112-122	Lost 4
Overall	4/6/08	151-147 (2OT)	4/8/09	112-122	Lost 4

2008-2009 SEASON SERIES (0-4) OKLAHOMA CITY VS. DENVER

PLAYER	G-GS	MIN	FG-FGA	PCT	3FG-FGA	PCT	FT-FTA	PCT	OFF	DEF	TOT	AST	PF-FQ	STL	TO	BLK	PTS	AVG	HI
Durant	3-3	122	29-60	.483	9-16	.563	28-31	.903	3	21	24	12	9-0	1	5	2	95	31.7	33
Green	4-4	154	31-55	.564	8-14	.571	15-16	.938	3	18	21	7	14-0	5	10	2	85	21.3	24
Westbrook	4-4	127	24-50	.480	0-4	.000	13-21	.619	6	9	15	22	9-0	2	12	0	61	15.3	20
Watson	3-0	88	17-30	.567	2-6	.333	9-11	.818	4	8	12	22	9-0	5	7	1	45	15.0	18
Kristic	3-2	86	13-27	.481	0-0	.000	7-8	.875	8	10	18	3	9-0	4	4	4	33	11.0	17
Mason	1-1	26	5-7	.714	0-0	.000	1-1	.000	0	3	3	2	1-0	0	4	0	11	11.0	11
Rose	1-0	27	3-8	.375	0-0	.000	4-4	.000	1	2	3	3	4-0	0	0	1	10	10.0	10
Sefolosha	2-2	66	5-16	.313	0-2	.000	8-8	.000	5	9	14	2	4-0	4	3	3	18	9.0	14
Collison	2-1	42	8-14	.571	0-1	.000	1-2	.500	10	3	13	1	7-0	2	3	1	17	8.5	11
Wilkins	2-0	32	5-9	.556	1-3	.333	5-5	1.000	1	0	1	0	1	6-0	3	2	16	8.0	16
Wilcox	1-0	21	4-8	.500	0-0	.000	0-1	.000	2	2	4	2	5-0	2	3	0	9	9.0	8
White	1-0	12	2-6	.333	0-0	.000	3-3	1.000	2	2	4	1	0-0	0	0	1	7	7.0	7
Swift	2-1	39	5-7	.714	0-0	.000	3-3	1.000	3	2	5	2	4-0	0	1	4	13	6.5	10
Livingston	1-0	18	3-9	.333	0-0	.000	0-0	.000	1	1	2	3	2-0	2	1	0	6	6.0	6
Smith	1-0	14	2-5	.400	0-0	.000	1-2	.500	4	2	6	0	1-0	1	0	0	5	5.0	5
Weaver	3-2	78	4-16	.250	2-8	.250	2-2	1.000	1	9	10	4	7-0	0	8	2	12	4.0	7
Petro	1-0	8	1-3	.333	0-0	.000	0-0	.000	1	2	3	0	0-0	0	0	0	2	2.0	2
Sene	0-0	0	0-0	.000	0-0	.000	0-0	.000	0	0	0	0	0-0	0	0	0	0	0.0	0
Atkins	0-0	0	0-0	.000	0-0	.000	0-0	.000	0	0	0	0	0-0	0	0	0	0	0.0	0
OKLAHOMA CITY	4	960	161-330	.488	22-54	.407	100-118	.847	55	103	186	87	89-0	31	64	21	444	111.0	120
NUGGETS	4	960	173-332	.521	27-60	.450	97-125	.776	47	111	188	108	90-0	40	52	27	470	117.5	122

2008-2009 SEASON SERIES (4-0) DENVER NUGGETS VS. OKLAHOMA CITY

PLAYER	G-GS	MIN	FG-FGA	PCT	3FG-FGA	PCT	FT-FTA	PCT	OFF	DEF	TOT	AST	PF-FQ	STL	TO	BLK	PTS	AVG	HI
Anthony	4-4	151	43-89	.483	4-9	.444	26-30	.867	6	15	21	21	13-0	6	7	5	116	29.0	32
Hilario	4-4	155	34-43	.791	0-0	.000	14-19	.737	12	26	38	8	14-0	4	10	4	82	20.5	27
Billups	3-3	113	16-39	.410	9-17	.529	18-20	.900	0	10	10	25	5-0	1	7	2	59	19.7	24
Smith	4-1	102	19-36	.500	9-17	.529	9-14	.643	2	5	7	9	12-1	5	7	0	54	13.5	22
Kleiza	4-0	84	19-38	.500	5-11	.455	9-14	.643	3	8	11	3	8-0	5	2	0	52	13.0	20
Martin	1-1	33	6-11	.545	0-0	.000	1-2	.500	1	3	4	2	4-0	2	1	1	13	13.0	13
Andersen	4-0	82	13-18	.722	0-1	.000	4-7	.571	7	16	23	1	14-1	4	4	12	30	7.5	12
Balkman	3-3	70	9-18	.500	0-0	.000	2-2	1.000	10	12	22	4	4-0	5	2	1	20	6.7	14
Carter	4-1	103	9-22	.409	0-4	.000	6-9	.667	2	10	12	32	8-0	6	7	1	24	6.0	8
Jones	3-3	60	5-15	.333	0-1	.000	8-8	1.000	3	3	6	3	7-0	2	4	1	18	6.0	9
Petro	1-0	07	1-3	.333	0-0	.000	0-0	.000	1	3	4	0	1-0	0	1	0	2	2.0	2
Hart	0-0	0	0-0	.000	0-0	.000	0-0	.000	0	0	0	0	0-0	0	0	0	0	0.0	0
Atkins	0-0	0	0-0	.000	0-0	.000	0-0	.000	0	0	0	0	0-0	0	0	0	0	0.0	0
Weems	0-0	0	0-0	.000	0-0	.000	0-0	.000	0	0	0	0	0-0	0	0	0	0	0.0	0
NUGGETS	4	960	173-332	.521	27-60	.450	97-125	.776	47	111	188	108	90-0	40	52	27	470	117.5	122
OKLAHOMA CITY	4	960	161-330	.488	22-54	.407	100-118	.847	55	103	186	87	89-0	31	64	21	444	111.0	120



DETROIT PISTONS

DETROIT PISTONS

6 Championship Dr.

Auburn Hills, MI 48326 • 248-377-0100

John Kuester
Head Coach



DIRECTORY

Managing Partner: Karen Davidson
President, Basketball Operations: Joe Dumars
Head Coach: John Kuester
Assistant Coaches: Brian Hill, Darrell Walker, Pat Sullivan
Athletic Trainer: Mike Abdenour
Vice President, Public Relations: Matt Dobek
Director, Media Relations: Kevin Grigg
Assistant Director, Media Relations: Cletus Lewis, Jr.
Media Relations Assistant: Michelle Fikany

2009-10 VS. PISTONS (ALL TIMES CENTRAL)

11/30/09 Friday at Detroit 7:00 p.m.
 12/18/09 Friday at Oklahoma City 7:00 p.m.

2008-09 VS. PISTONS

Date	Site	W/L	Score
12/26/08	Detroit	L	88-90
1/16/09	OKC	W	89-79

THUNDER VS. PISTONS ALL-TIME

YEAR	TOTAL	YEAR	TOTAL
1967-68	1-6	1989-90	1-1
1968-69	2-4	1990-91	1-1
1969-70	3-3	1991-92	1-1
1970-71	1-3	1992-93	2-0
1971-72	4-0	1993-94	1-1
1972-73	4-2	1994-95	2-0
1973-74	1-5	1995-96	1-1
1974-75	2-2	1996-97	1-1
1975-76	2-3	1997-98	2-0
1976-77	3-1	1998-99	0-1
1977-78	3-1	1999-00	0-2
1978-79	3-0	2000-01	0-2
1979-80	2-0	2001-02	1-1
1980-81	2-0	2002-03	1-1
1981-82	1-1	2003-04	1-1
1982-83	2-0	2004-05	1-1
1983-84	1-1	2005-06	0-2
1984-85	1-1	2006-07	0-2
1985-86	0-2	2007-08	0-2
1986-87	0-2	2008-09	1-1
1987-88	1-1	Totals	56-62
1988-89	0-2		

GENERAL INFORMATION

Home Court: The Palace of Auburn Hills (22,076)

Radio: WXYT (97.1 FM The Ticket)

George Blaha, Mark Champion, Rick Mahorn

Television: FSN Detroit

George Blaha, Greg Kelsner

Team Colors: Red, White, Blue

LARGEST WINNING MARGIN

OKC:	40	3/12/95	at Detroit	134-94
Detroit:	31	10/26/70	at Detroit	111-142

CURRENT STREAKS VS. PISTONS

SITE	LAST WIN	SCORE	LAST LOSS	SCORE	STREAK
At Home	1/16/09	89-79	11/11/07	103-107	Won 1
At Detroit	12/12/03	93-72	12/26/08	88-90	Lost 5
Overall	1/16/09	89-79	12/26/08	88-90	Won 1

2008-2009 SEASON SERIES (1-1) OKLAHOMA CITY VS. DETROIT

PLAYER	G-GS	MIN	FG-FGA	PCT	3FG-FGA	PCT	FT-FTA	PCT	OFF	DEF	TOT	AST	PF-DQ	STL	TO	BLK	PTS	AVG	HI
Durant	2-2	87	23-40	.575	3-9	.333	9-10	.900	0	14	14	6	2-0	2	4	1	58	29.0	32
Wilcox	2-0	48	11-22	.500	0-0	.000	-5-7	.714	9	10	19	2	2-0	0	2	1	27	13.5	17
Green	2-2	83	6-30	.200	2-6	.333	6-8	.750	5	15	20	9	4-0	2	6	2	20	10.0	11
Mason	2-2	68	9-17	.529	0-0	.000	1-3	.333	2	14	16	2	3-0	0	3	2	19	9.5	11
Westbrook	2-2	60	8-23	.348	0-1	.000	3-6	.500	4	3	7	10	3-0	0	7	0	19	9.5	14
Smith	1-1	25	4-7	.571	0-0	.000	1-1	1.000	2	8	10	0	3-0	0	0	0	9	9.0	9
Krstic	1-1	26	3-8	.375	0-0	.000	2-4	.500	2	3	5	1	1-0	1	0	1	8	8.0	8
Swift	1-0	13	2-4	.500	0-0	.000	0-0	.000	0	2	2	0	3-0	0	0	0	4	4.0	4
Weaver	2-0	29	3-6	.500	1-2	.500	0-0	.000	0	2	2	3	3-0	0	3	0	7	3.5	5
Watson	2-0	40	3-7	.429	0-0	.000	0-0	.000	1	2	3	11	4-0	2	3	1	6	3.0	4
Petro	0-0	0	0-0	.000	0-0	.000	0-0	.000	0	0	0	0	0-0	0	0	0	0	0.0	0
Wilkins	0-0	0	0-0	.000	0-0	.000	0-0	.000	0	0	0	0	0-0	0	0	0	0	0.0	0
Sene	0-0	0	0-0	.000	0-0	.000	0-0	.000	0	0	0	0	0-0	0	0	0	0	0.0	0
Atkins	0-0	0	0-0	.000	0-0	.000	0-0	.000	0	0	0	0	0-0	0	0	0	0	0.0	0
OKLAHOMA CITY	2	480	72-164	.439	6-18	.333	27-39	.692	25	73	117	44	28-0	7	29	8	177	88.5	89
PISTONS	2	480	76-167	.455	4-18	.222	13-20	.650	15	61	85	32	37-0	15	23	10	169	84.5	90

2008-2009 SEASON SERIES (1-1) DETROIT PISTONS VS. OKLAHOMA CITY

PLAYER	G-GS	MIN	FG-FGA	PCT	3FG-FGA	PCT	FT-FTA	PCT	OFF	DEF	TOT	AST	PF-DQ	STL	TO	BLK	PTS	AVG	HI
Iverson	2-2	73	15-31	.484	0-1	.000	6-10	.600	0	4	4	5	3-0	5	5	0	36	8.0	22
Prince	2-2	73	16-29	.552	0-1	.000	2-2	1.000	2	14	16	3	2-0	2	5	2	34	17.0	18
Hamilton	2-2	66	13-32	.406	0-4	.000	0-0	.000	2	5	7	9	3-0	2	4	0	26	13.0	18
Wallace	2-2	66	10-20	.500	3-8	.375	1-2	.500	1	15	16	1	8-0	0	1	3	24	12.0	12
McDyess	2-0	44	7-13	.538	0-0	.000	2-4	.500	4	8	12	2	5-0	1	0	1	16	8.0	10
Stuckey	2-2	83	7-24	.292	1-3	.333	0-0	.000	1	4	5	7	7-0	3	5	1	15	7.5	12
Afflalo	2-0	38	3-7	.429	0-1	.000	2-2	1.000	1	3	4	3	2-0	1	1	0	8	4.0	6
Johnson	2-0	39	2-3	.667	0-0	.000	0-0	.000	2	7	9	0	5-0	0	1	3	4	2.0	2
Bynum	1-0	7	1-4	.250	0-0	.000	0-0	.000	0	0	0	2	2-0	0	0	0	2	2.0	2
Maxiell	1-0	5	1-2	.500	0-0	.000	0-0	.000	0	0	0	0	0-0	0	0	0	2	2.0	2
Herrmann	1-0	2	1-2	.500	0-0	.000	0-0	.000	1	0	1	1	0-0	0	0	0	2	2.0	2
Brown	2-0	6	0-0	.000	0-0	.000	0-0	.000	1	1	2	0	0-0	1	0	0	0	0.0	0
OKLAHOMA CITY	2	480	76-167	.455	4-18	.222	13-20	.650	15	61	85	32	37-0	15	23	10	169	84.5	90
DETROIT PISTONS	2	480	72-164	.439	6-18	.333	27-39	.692	25	73	117	44	28-0	7	29	8	177	88.5	89



GOLDEN STATE WARRIORS

GOLDEN STATE WARRIORS
1011 Broadway
Oakland, CA 94607 • 510-986-2200

Don Nelson
Head Coach



DIRECTORY

Owner and Managing Member: Christopher Cohan
General Manager: Larry Riley
Head Coach: Don Nelson
Assistant Coaches: Keith Smart, Stephen Silas, Russell Turner, Scott Roth
Head Athletic Trainer: Tom Abdenour
Executive Director of Public Relations: Raymond Ridder
Director, Public Relations: Dan Martinez
Assistant, Public Relations: Benjamin Chen
Assistant, Public Relations: Nick O'Hayre

2009-10 VS. WARRIORS (ALL TIMES CENTRAL)

12/7/09	Monday	at Oklahoma City	7:00 p.m.
1/31/10	Sunday	at Oklahoma City	6:00 p.m.
2/6/10	Saturday	at Golden State	9:30 p.m.
4/11/10	Sunday	at Golden State	8:00 p.m.

2007-08 VS. WARRIORS

Date	Site	W/L	Score
12/2/07	Seattle	L	96-109
2/26/08	Golden State	L	99-105
4/16/08	Golden State	W	126-121

THUNDER VS. WARRIORS ALL-TIME

YEAR	TOTAL	YEAR	TOTAL
1967-68	1-7	1990-91	1-3
1968-69	3-4	1991-92	2-3
1969-70	4-3	1992-93	4-1
1970-71	3-3	1993-94	4-1
1971-72	2-4	1994-95	4-1
1972-73	3-4	1995-96	4-0
1973-74	3-3	1996-97	4-0
1974-75	3-4	1997-98	3-1
1975-76	3-4	1998-99	2-1
1976-77	3-1	1999-00	4-0
1977-78	2-2	2000-01	4-0
1978-79	1-3	2001-02	4-0
1979-80	6-0	2002-03	2-2
1980-81	3-3	2003-04	1-3
1981-82	5-1	2004-05	2-2
1982-83	3-3	2005-06	1-2
1983-84	2-4	2006-07	1-3
1984-85	3-3	2007-08	1-2
1985-86	4-2	2008-09	2-2
1986-87	2-4	Totals	121-94
1987-88	5-1	vs. San Fran.	11-17
1988-89	4-2	vs. G.S.	110-77
1989-90	3-2		

GENERAL INFORMATION

Home Court: ORACLE Arena (19,596)
Radio: KNBR (680/1050 AM)
Tim Royce
Television: Comcast SportsNet Bay Area
Bob Fitzgerald, Jim Barnett
Team Colors: Midnight Blue, California Yellow, Golden Gate Orange, Sky Blue

LARGEST WINNING MARGIN

OKC:	45	2/14/71	at Seattle	146-101
Golden State:	36	3/15/75	at Golden State	84-120

CURRENT STREAKS VS. WARRIORS

SITE	LAST WIN	SCORE	LAST LOSS	SCORE	STREAK
At home	12/31/08	107-100	12/8/08	102-112	Won 1
At Golden State	1/21/09	122-121	2/21/09	120-133	Lost 1
Overall	1/21/09	122-121	2/21/09	120-133	Lost 1

2008-2009 SEASON SERIES (2-2) OKLAHOMA CITY VS. GOLDEN STATE

PLAYER	G-GS	MIN	FG-FGA	PCT	3FG-FGA	PCT	FT-FTA	PCT	OFF	DEF	TOT	AST	PF-DQ	STL	TO	BLK	PTS	AVG	HI
Durant	4-4	174	44-87	.506	7-17	.412	30-32	.938	5	33	38	18	14-0	6	16	5	125	31.3	41
Green	4-4	154	32-63	.508	5-14	.357	19-23	.826	13	18	31	13	13-0	6	13	2	88	22.0	27
Westbrook	4-4	143	32-67	.478	4-12	.333	10-11	.909	11	12	23	27	7-0	9	17	0	78	19.5	31
Wilcox	2-1	62	14-26	.538	0-1	.000	5-8	.625	8	9	17	2	7-0	4	5	3	33	16.5	23
Weaver	2-1	54	8-11	.727	3-5	.600	6-6	1.000	3	5	8	3	6-0	3	3	0	25	12.5	19
Collison	3-1	84	13-22	.591	0-0	.000	6-11	.545	10	18	28	4	13-1	4	2	3	32	10.7	15
Watson	4-0	103	10-27	.370	0-6	.000	6-8	.750	1	4	5	24	13-0	3	7	0	26	6.5	11
Wilkins	2-1	42	5-13	.385	2-3	.667	0-0	.000	3	4	7	3	3-0	1	0	1	12	6.0	10
Kristic	2-1	35	4-9	.444	0-0	.000	3-4	.750	3	2	5	0	6-0	1	3	2	11	5.5	9
Smith	1-1	12	2-3	.667	0-0	.000	1-2	.500	1	3	4	0	2-0	1	0	1	5	3.0	5
Mason	3-2	75	4-18	.222	0-0	.000	6-8	.750	3	5	8	2	9-0	2	4	1	14	4.7	6
Petro	1-0	4	1-3	.333	0-0	.000	0-0	.000	0	1	1	0	0-0	0	1	0	2	2.0	2
Sefolosha	1-0	18	0-3	.000	0-0	.000	0-0	.000	0	1	1	0	5-0	2	1	0	0	0.0	0
Sene	0-0	0	0-0	.000	0-0	.000	0-0	.000	0	0	0	0	0-0	0	0	0	0	0.0	0
Atkins	0-0	0	0-0	.000	0-0	.000	0-0	.000	0	0	0	0	0-0	0	0	0	0	0.0	0
Hill	0-0	0	0-0	.000	0-0	.000	0-0	.000	0	0	0	0	0-0	0	0	0	0	0.0	0
Smith	0-0	0	0-0	.000	0-0	.000	0-0	.000	0	0	0	0	0-0	0	0	0	0	0.0	0
Rose	0-0	0	0-0	.000	0-0	.000	0-0	.000	0	0	0	0	0-0	0	0	0	0	0.0	0
OKLAHOMA CITY WARRIORS	4	960	169-352	.480	21-58	.362	92-113	.814	61	115	204	96	98-1	41	76	17	451	112.8	122
WARRIORS	4	960	160-312	.513	27-65	.415	119-136	.875	30	111	169	83	90-1	42	74	20	466	116.5	133

2008-2009 SEASON SERIES (2-2) GOLDEN STATE WARRIORS VS. OKLAHOMA CITY

PLAYER	G-GS	MIN	FG-FGA	PCT	3FG-FGA	PCT	FT-FTA	PCT	OFF	DEF	TOT	AST	PF-DQ	STL	TO	BLK	PTS	AVG	HI
Maggette	2-0	59	15-27	.556	1-1	1.000	20-22	.909	2	12	14	4	11-1	2	3	0	51	25.5	26
Jackson	3-3	125	21-48	.438	6-13	.462	24-26	.923	0	14	14	25	11-0	9	16	0	72	24.0	29
Azubuike	4-3	132	26-44	.591	6-12	.500	12-12	1.000	5	7	12	4	11-0	4	6	3	70	17.5	24
Crawford	4-4	154	22-47	.468	3-14	.214	20-23	.870	0	15	15	16	5-0	4	13	0	67	16.8	24
Biedrins	2-2	76	13-28	.464	0-0	.000	6-11	.545	12	22	34	6	9-0	5	8	3	32	16.0	17
Wright	2-2	43	10-13	.769	0-0	.000	8-10	.800	1	7	8	0	6-0	2	2	0	28	14.0	15
Ellis	1-1	32	7-13	.538	0-1	.000	0-0	.000	1	1	2	4	2-0	5	2	0	14	14.0	14
Watson	4-0	90	15-28	.536	6-12	.500	10-11	.909	1	5	6	3	3-0	5	6	1	46	11.5	16
Turaf	4-1	113	11-19	.579	0-0	.000	11-11	1.000	2	15	17	14	13-0	0	5	13	33	8.3	14
Morrow	3-1	39	7-17	.412	3-6	.500	5-6	.833	3	5	8	2	4-0	3	1	0	22	7.3	15
Bellini	3-1	64	8-17	.471	2-5	.400	0-0	.000	0	4	4	0	0-0	0	0	0	18	6.0	13
Kurz	1-1	11	2-3	.667	0-1	.000	2-2	1.000	0	1	1	0	2-0	0	0	0	6	6.0	6
Randolph	2-1	22	3-8	.375	0-0	.000	1-2	.500	3	3	6	0	5-0	0	4	0	7	3.5	5
Williams	0-0	0	0-0	.000	0-0	.000	0-0	.000	0	0	0	0	0-0	0	0	0	0	0.0	0
Nelson	0-0	0	0-0	.000	0-0	.000	0-0	.000	0	0	0	0	0-0	0	0	0	0	0.0	0
Davidson	0-0	0	0-0	.000	0-0	.000	0-0	.000	0	0	0	0	0-0	0	0	0	0	0.0	0
WARRIORS	4	960	160-312	.513	27-65	.415	119-136	.875	30	111	169	83	90-1	42	74	20	466	116.5	133
OKLAHOMA CITY	4	960	169-352	.480	21-58	.362	92-113	.814	61	115	204	96	98-1	41	76	17	451	112.8	122



HOUSTON ROCKETS

TOYOTA CENTER
1510 Polk Street
Houston, TX 77002 • 713-758-7200

Rick Adelman
Head Coach



DIRECTORY

Owner: Leslie Alexander
General Manager: Daryl Morey
Head Coach: Rick Adelman
Assistant Coaches: Elston Turner, Jack Sikma, T.R. Dunn, R.J. Adelman
Senior VP of Basketball Operations/Athletic Trainer: Keith Jones
Director of Media Relations: Nelson Luis
Manager of Media/Player Relations: Tracey Hughes
Manager of Media Services: Bob Schranz

2009-10 VS. ROCKETS (ALL TIMES CENTRAL)

11/6/09	Friday	at Houston	7:30 p.m.
11/29/09	Sunday	at Oklahoma City	6:00 p.m.
12/19/09	Saturday	at Houston	7:30 p.m.
3/24/10	Wednesday	at Oklahoma City	7:00 p.m.

2008-09 VS. ROCKETS

Date	Site	W/L	Score
11/1/08	Houston	L	77-89
11/17/09	OKC	L	89-100
1/9/09	OKC	L	96-98

THUNDER VS. ROCKETS ALL-TIME

YEAR	TOTAL	YEAR	TOTAL
1967-68	5-3	1990-91	2-2
1968-69	3-3	1991-92	3-1
1969-70	2-4	1992-93	3-1
1970-71	1-5	1993-94	2-2
1971-72	3-3	1994-95	4-0
1972-73	2-2	1995-96	4-0
1973-74	3-1	1996-97	1-3
1974-75	3-1	1997-98	3-1
1975-76	2-2	1998-99	1-2
1976-77	1-3	1999-00	3-1
1977-78	4-0	2000-01	2-2
1978-79	2-2	2001-02	2-2
1979-80	1-1	2002-03	2-2
1980-81	1-4	2003-04	3-1
1981-82	3-2	2004-05	1-3
1982-83	4-1	2005-06	1-3
1983-84	2-3	2006-07	0-3
1984-85	2-3	2007-08	0-4
1985-86	2-3	2008-09	0-3
1986-87	4-1	Totals	93-86
1987-88	2-3	vs. San Diego	11-17
1988-89	2-2	vs. Houston	82-73
1989-90	2-2		

GENERAL INFORMATION

Home Court: Toyota Center (18,043)
Radio: KILT (610 AM) / Spanish Radio TSD
Craig Ackerman / Adrian Chavarria
Television: FOX Sports Houston; my20
Bill Worrell, Clyde Drexler, Matt Bullard
Team Colors: Red, White, Silver

LARGEST WINNING MARGIN

OKC:	56	12/6/86	at Houston	136-80
Houston:	40	4/13/97	at Houston	73-113

CURRENT STREAKS VS. ROCKETS

SITE	LAST WIN	SCORE	LAST LOSS	SCORE	STREAK
At Home	4/4/06	104-87	1/9/09	96-98	Lost 5
At Houston	2/22/05	87-85	11/1/08	77-89	Lost 8
Overall	4/4/06	104-87	1/9/09	96-98	Lost 10

2008-2009 SEASON SERIES (0-3) OKLAHOMA CITY VS. HOUSTON

PLAYER	G-GS	MIN	FG-FGA	PCT	3FG-FGA	PCT	FT-FTA	PCT	OFF	DEF	TOT	AST	PF-DQ	STL	TO	BLK	PTS	AVG	HI
Durant	3-3	113	35-65	.538	2-5	.400	10-11	.909	2	16	18	11	4-0	9	14	0	82	27.3	29
Green	3-3	106	14-35	.400	3-5	.600	6-9	.667	4	13	17	3	8-0	1	5	2	37	12.3	16
Westbrook	3-1	84	14-34	.412	1-6	.167	6-9	.667	1	9	10	11	7-0	8	0	0	35	11.7	15
Krstic	1-0	24	4-10	.400	0-0	.000	2-2	1.000	1	2	3	1	5-0	0	1	2	10	10.0	10
Smith	3-0	68	10-19	.526	1-1	1.000	2-3	.667	3	9	12	1	4-0	0	1	3	23	7.7	10
Weaver	1-0	21	2-2	1.000	0-0	.000	3-3	1.000	0	2	2	2	4-0	0	2	0	7	7.0	7
Collison	3-3	89	9-20	.450	0-0	.000	1-2	.500	8	9	17	2	9-0	1	2	1	19	6.3	8
Watson	3-2	74	7-24	.292	0-3	.000	4-7	.571	0	11	11	16	5-0	2	9	0	18	6.0	9
Petro	2-1	48	6-18	.333	0-0	.000	0-2	.000	7	10	17	0	6-0	2	1	3	12	6.0	10
Swift	2-2	35	4-8	.500	0-0	.000	2-2	1.000	4	6	10	3	6-0	1	1	2	10	5.0	6
Wilkins	1-0	15	0-4	.000	0-0	.000	5-5	1.000	0	1	1	3	3-0	1	1	0	5	5.0	5
Mason	1-0	24	1-5	.200	0-0	.000	0-0	.000	2	2	2	1	3-0	0	2	3	2	2.0	2
Wilcox	1-0	19	1-6	.167	0-0	.000	0-0	.000	1	1	2	1	4-0	0	0	2	2.0	2	
Senne	0-0	0	0-0	.000	0-0	.000	0-0	.000	0	0	0	0	0-0	0	0	0	0.0	0	
Atkins	0-0	0	0-0	.000	0-0	.000	0-0	.000	0	0	0	0	0-0	0	0	0	0.0	0	
OKLAHOMA CITY	3	720	107-250	.428	7-20	.350	41-55	.745	31	91	147	54	66-0	25	51	16	262	87.3	96
ROCKETS	3	720	104-234	.444	12-49	.245	67-78	.859	29	99	151	50	47-0	30	50	10	287	95.7	100

2008-2009 SEASON SERIES (3-0) HOUSTON ROCKETS VS. OKLAHOMA CITY

PLAYER	G-GS	MIN	FG-FGA	PCT	3FG-FGA	PCT	FT-FTA	PCT	OFF	DEF	TOT	AST	PF-DQ	STL	TO	BLK	PTS	AVG	HI
McGrady	3-3	93	18-41	.439	2-8	.250	18-20	.900	1	11	12	10	3-0	6	8	0	56	18.7	26
Yao	3-3	104	16-33	.485	0-0	.000	17-20	.850	10	20	30	4	10-0	2	11	6	49	16.3	19
Scola	3-3	78	19-36	.528	0-0	.000	9-11	.818	4	18	22	2	9-0	4	1	0	47	15.7	23
Artest	2-2	82	10-27	.370	2-8	.250	5-5	1.000	2	14	16	7	5-0	4	7	1	27	13.5	17
Alston	3-3	96	9-29	.310	3-10	.300	7-10	.700	1	8	9	11	7-0	5	8	1	27	9.3	13
Waller	2-1	54	7-16	.438	1-7	.143	3-4	.750	0	0	0	0	0-0	0	0	0	18	9.0	14
Landry	3-0	61	11-19	.579	0-0	.000	0-0	.000	5	11	16	1	2-0	2	2	1	24	8.0	14
Brooks	3-0	58	8-18	.444	2-9	.222	6-6	1.000	1	3	4	8	3-0	1	6	0	24	8.0	12
Head	1-0	10	1-3	.333	1-3	.333	0-0	.000	0	2	2	1	0-0	1	3	0	3	3.0	3
Hayes	3-0	45	4-8	.500	0-0	.000	0-0	.000	0	5	10	2	2-0	2	1	0	8	2.7	4
Barry	2-0	36	1-4	.250	1-4	.250	0-0	.000	0	2	2	1	4-0	1	1	0	3	1.5	3
Mutombo	0-0	0	0-0	.000	0-0	.000	0-0	.000	0	0	0	0	0-0	0	0	0	0	0.0	0
Dorsey	0-0	0	0-0	.000	0-0	.000	0-0	.000	0	0	0	0	0-0	0	0	0	0	0.0	0
ROCKETS	3	720	104-234	.444	12-49	.245	67-78	.859	29	99	151	50	47-0	30	50	10	287	95.7	100
OKLAHOMA CITY	3	720	107-250	.428	7-20	.350	41-55	.745	31	91	147	54	66-0	25	51	16	262	87.3	96



INDIANA PACERS

INDIANA PACERS
125 S. Pennsylvania St.
Indianapolis, IN 46204 • 317-917-2500

Jim O'Brien
Head Coach



DIRECTORY

Owner: Herbert Simon
President of Basketball Operations: Larry Bird
General Manager: David Morway
Head Coach: Jim O'Brien
Assistant Coaches: Dan Burke, Lester Connor, Jay DeFrusco, Dick Harter, Frank Vogel
Head Athletic Trainer/Team Administrator: Josh Corbeil
Director of Public Information: David Benner
Public Information Manager: Krissy Myers
Public Information Assistant: Tim Edwards

GENERAL INFORMATION

Home Court: Conseco Fieldhouse (18,165)
Radio: 1070 The Fan
 Mark Boyle, Bob Leonard
Television: FSN Indiana
 Quinn Buckner, Chris Denari, Clark Kellogg, Stacy Paetz
Team Colors: Navy Blue, Gold

LARGEST WINNING MARGIN

OKC: 20 1/10/79 at Seattle 118-98
 20 12/13/82 at Seattle 106-86
 Indiana: 30 10/26/77 at Indiana 120-90

2009-10 VS. PACERS (ALL TIMES CENTRAL)

1/9/10 Saturday at Oklahoma City 7:00 p.m.
 3/21/10 Sunday at Indiana 1:30 p.m.

2008-09 VS. PACERS

Date	Site	W/L	Score
11/10/09	Indiana	L	99-107
4/5/10	OKC	L	99-117

THUNDER VS. PACERS ALL-TIME

YEAR	TOTAL	YEAR	TOTAL
1976-77	2-2	1993-94	1-1
1977-78	3-1	1994-95	1-1
1978-79	4-0	1995-96	0-2
1979-80	2-0	1996-97	1-1
1980-81	2-0	1997-98	2-0
1981-82	1-1	1998-99	Did Not Play
1982-83	1-1	1999-00	1-1
1983-84	1-1	2000-01	1-1
1984-85	2-0	2001-02	2-0
1985-86	0-2	2002-03	0-2
1986-87	1-1	2003-04	0-2
1987-88	1-1	2004-05	2-0
1988-89	1-1	2005-06	1-1
1989-90	1-1	2006-07	2-0
1990-91	1-1	2007-08	1-1
1991-92	2-0	2008-09	0-2
1992-93	0-2	Totals	40-30

CURRENT STREAKS VS. PACERS

SITE	LAST WIN	SCORE	LAST LOSS	SCORE	STREAK
At Home	11/30/07	95-93	4/5/09	99-117	Lost 1
At Indiana	2/7/07	103-102	11/10/08	99-107	Lost 2
Overall	11/30/07	95-93	4/5/09	99-117	Lost 2

2008-2009 SEASON SERIES (0-2) OKLAHOMA CITY VS. INDIANA

PLAYER	G-GS	MIN	FG-FGA	PCT	3FG-FGA	PCT	FT-FTA	PCT	OFF	DEF	TOT	AST	PF-DQ	STL	TO	BLK	PTS	AVG	HI
Durant	2-2	73	19-41	.463	3-4	.750	21-22	.955	3	11	14	4	3-0	1	7	4	62	31.0	37
White	1-0	18	7-8	.875	0-0	0.000	0-0	0.000	1	1	2	0	2-0	0	1	0	14	14.0	14
Collison	2-1	62	12-21	.571	0-0	0.000	2-4	.500	5	9	14	3	7-0	5	4	1	26	13.0	15
Green	2-2	68	10-26	.385	2-6	.333	3-4	.750	4	6	10	3	1-0	1	2	0	25	12.5	14
Smith	1-0	19	6-8	.750	0-0	0.000	0-0	0.000	3	2	5	0	3-0	0	1	0	12	12.0	12
Livingston	1-0	27	5-7	.714	0-0	0.000	0-0	0.000	0	7	7	5	1-0	2	3	0	10	10.0	10
Swift	1-0	13	3-4	.750	0-0	0.000	3-3	1.000	2	5	7	0	2-0	0	1	0	9	9.0	9
Westbrook	2-1	50	5-19	.263	1-4	.250	6-10	.600	4	5	9	8	6-0	5	5	1	17	8.5	11
Weaver	1-0	27	3-10	.300	0-2	0.000	0-1	0.000	1	1	2	3	3-0	0	2	0	6	6.0	6
Watson	1-1	31	2-11	.182	0-1	0.000	0-0	0.000	1	1	2	9	3-0	0	4	0	4	4.0	4
Petro	1-1	17	1-4	.250	0-0	0.000	2-2	1.000	2	6	8	0	2-0	1	0	0	4	4.0	4
Sefolosha	1-1	20	1-5	.200	0-2	0.000	1-2	.500	1	2	3	2	2-0	1	1	1	3	3.0	3
Mason	1-0	29	0-5	.000	0-0	0.000	2-4	.500	2	2	4	2	5-0	0	1	0	2	2.0	2
Krstic	1-1	17	1-13	.077	0-0	0.000	0-0	0.000	0	2	4	6	1	2-0	0	0	2	2.0	2
Rose	1-0	8	1-2	.500	0-0	0.000	0-0	0.000	0	2	2	1	1-0	0	0	0	2	2.0	2
Wilkins	0-0	0	0-0	.000	0-0	0.000	0-0	0.000	0	0	0	0	0-0	0	0	0	0	0.0	0
Sene	0-0	0	0-0	.000	0-0	0.000	0-0	0.000	0	0	0	0	0-0	0	0	0	0	0.0	0
Atkins	0-0	0	0-0	.000	0-0	0.000	0-0	0.000	0	0	0	0	0-0	0	0	0	0	0.0	0
OKLAHOMA CITY	2	480	76-184	.413	6-19	.316	40-52	.769	31	64	118	41	43-0	16	33	10	198	99.0	99
PACERS	2	480	85-173	.491	12-34	.353	42-54	.778	15	72	102	38	40-0	19	26	13	224	112.0	117

2008-2009 SEASON SERIES (2-0) INDIANA PACERS VS. OKLAHOMA CITY

PLAYER	G-GS	MIN	FG-FGA	PCT	3FG-FGA	PCT	FT-FTA	PCT	OFF	DEF	TOT	AST	PF-DQ	STL	TO	BLK	PTS	AVG	HI
Granger, D	2-2	64	16-34	.471	1-10	.100	11-14	.786	2	9	11	3	7-0	2	6	3	44	22.0	24
Ford, T	2-1	64	15-28	.536	2-3	.667	4-4	1.000	2	7	9	15	5-0	6	3	1	36	18.0	24
Daniels, M	1-1	36	6-13	.462	0-1	0.000	2-2	1.000	0	4	4	1	1-0	2	0	0	14	14.0	14
Jack, J	2-1	62	10-19	.526	1-4	.250	4-5	.800	0	10	10	6	2-0	4	5	1	25	12.5	14
Hibbert, R	2-1	34	10-18	.556	0-0	0.000	5-10	.500	3	8	11	1	9-0	1	2	0	25	12.5	17
Murphy, T	2-2	44	8-14	.571	6-7	.857	0-0	0.000	0	12	12	2	2-0	1	5	1	22	11.0	22
Foster, J	2-1	54	4-12	.333	0-1	0.000	9-11	.818	4	6	10	4	3-0	0	2	4	17	8.5	15
Rush, B	2-1	51	7-17	.412	1-5	.200	2-2	1.000	1	4	5	1	4-0	2	0	1	17	8.5	13
Graham, S	1-0	20	2-6	.333	0-1	0.000	3-4	.750	0	2	2	0	3-0	0	0	0	7	7.0	7
Baston, M	1-0	8	2-3	.667	0-0	0.000	0-0	0.000	1	1	2	0	3-0	0	1	1	4	4.0	4
Diener, T	2-0	12	3-4	.750	1-1	1.000	0-0	0.000	0	4	4	1	0-0	0	1	0	7	3.5	5
McRoberts, J	2-0	25	2-5	.400	0-1	0.000	2-2	1.000	2	4	6	3	1-0	1	0	1	6	3.0	4
Nesterovic, R	1-0	6	0-0	.000	0-0	0.000	0-0	0.000	0	1	1	1	0-0	0	1	0	0	0.0	0
PACERS	2	480	85-173	.491	12-34	.353	42-54	.778	15	72	102	38	40-0	19	26	13	224	112.0	117
OKLAHOMA CITY	2	480	76-184	.413	6-19	.316	40-52	.769	31	64	118	41	43-0	16	33	10	198	99.0	99



LOS ANGELES CLIPPERS

LOS ANGELES CLIPPERS

6951 S. Centinela Ave.

Playa Vista, CA 90094 • (310) 862-6000

Mike Dunleavy
Head Coach



DIRECTORY

Chairman of the Board, Owner and NBA Governor: Donald T. Sterling

Head Coach and General Manager: Mike Dunleavy

Assistant Coaches: Troy Brown, Kim Hughes

Head Athletic Trainer: Jasen Powell

Vice President of Communications: Joe Safety

Director of Communications: Rob Raichlen

Assistant Director of Communications: Seth Burton

Assistant Director of Media Services: Ta'Nisha Cooper

Media Services Coordinator: Steven Esparza

2009-10 VS. CLIPPERS (ALL TIMES CENTRAL)

11/11/09	Wednesday	at Los Angeles	9:30 p.m.
11/15/08	Sunday	at Oklahoma City	6:00 p.m.
3/5/10	Friday	at Los Angeles	9:30 p.m.

2008-09 VS. CLIPPERS

Date	Site	W/L	Score
11/19/08	OKC	L	88-108
12/16/08	OKC	L	88-98
1/23/09	L.A.	L	104-107
4/15/09	L.A.	W	126-85

THUNDER VS. CLIPPERS ALL-TIME

YEAR	TOTAL	YEAR	TOTAL
1970-71	3-1	1992-93	4-1
1971-72	4-0	1993-94	4-1
1972-73	2-2	1994-95	5-0
1973-74	2-2	1995-96	4-0
1974-75	1-3	1996-97	3-1
1975-76	2-2	1997-98	4-0
1976-77	1-3	1998-99	3-0
1977-78	3-1	1999-00	3-1
1978-79	2-2	2000-01	4-0
1979-80	3-3	2001-02	3-1
1980-81	1-5	2002-03	3-1
1981-82	5-1	2003-04	4-0
1982-83	6-0	2004-05	1-2
1983-84	3-3	2005-06	1-3
1984-85	4-2	2006-07	2-2
1985-86	3-3	2007-08	1-2
1986-87	4-2	2008-09	1-3
1987-88	5-1	Totals	116-62
1988-89	4-1	vs. Buffalo	18-14
1989-90	2-3	vs. San Diego	20-14
1990-91	3-2	vs. L.A.	78-34
1991-92	3-2		

GENERAL INFORMATION

Home Court: STAPLES Center (19,060)

Radio: KFWB NEWS TALK 980

Brian Sieman, Ralph Lawler, Michael Smith

TELEVISION: FSN PRIME TICKET

Ralph Lawler, Michael Smith

Team Colors: Red, White, Blue

LARGEST WINNING MARGIN

OKC:	50	12/2/88	at Seattle	154-104
L.A. Clippers:	30	11/3/04	at Los Angeles	84-114

CURRENT STREAKS VS. CLIPPERS

SITE	LAST WIN	SCORE	LAST LOSS	SCORE	STREAK
At Home	12/5/07	95-88	12/16/08	88-98	Lost 3
At L.A.	4/15/09	126-85	1/23/09	104-107	Won 1
Overall	4/15/09	126-85	1/23/09	104-107	Won 1

2008-2009 SEASON SERIES (1-3) OKLAHOMA CITY VS. L.A. CLIPPERS

PLAYER	G-GS	MIN	FG-FGA	PCT	3FG-FGA	PCT	FT-FTA	PCT	OFF	DEF	TOT	AST	PF-FD	STL	TO	BLK	PTS	AVG	HI
Durant	4-4	155	34-70	.486	7-14	.500	40-45	.889	6	26	32	11	5-0	8	9	1	115	28.8	46
White	1-0	24	6-12	.500	0-0	.000	3-4	.750	4	7	11	2	0-0	2	1	3	15	15.0	15
Green	4-4	127	22-49	.449	3-12	.250	8-9	.889	6	14	20	6	12-0	2	11	1	55	13.8	19
Westbrook	4-3	130	17-46	.370	1-4	.250	11-12	.917	9	11	20	16	6-0	4	12	0	48	11.5	14
Watson	4-1	124	13-27	.481	2-5	.400	12-16	.750	5	11	16	33	8-0	5	19	2	40	10.0	16
Collison	4-2	121	16-30	.533	0-1	.000	5-8	.625	8	14	22	5	14-0	6	5	4	37	9.3	17
Wilcox	2-0	31	7-16	.438	0-0	.000	3-6	.500	4	2	6	3	5-0	1	2	1	17	8.5	13
Wilkins	3-1	40	8-17	.471	3-6	.500	5-5	1.000	3	7	10	2	5-0	2	3	2	24	8.0	17
Smith	1-0	18	2-5	.400	0-0	.000	4-4	1.000	1	6	7	0	2-0	0	0	0	8	8.0	8
Mason	2-1	32	7-11	.636	0-0	.000	0-3	.000	2	7	9	1	1-0	1	1	2	14	7.0	10
Livingston	1-1	33	2-5	.400	0-0	.000	2-2	1.000	1	6	7	2	1-0	1	0	0	6	6.0	6
Krstic	2-1	32	5-13	.385	0-0	.000	0-0	.000	3	4	7	3	4-0	2	0	0	10	5.0	6
Weaver	3-0	44	4-8	.500	2-4	.500	0-0	.000	0	5	5	8	3-0	2	3	2	10	3.3	8
Kristo	2-2	24	1-4	.250	0-0	.000	3-4	.750	0	7	7	2	4-0	3	0	5	2.5	4	
Swift	1-1	21	1-3	.333	0-0	.000	0-0	.000	0	5	5	1	2-0	0	0	0	2	2.0	2
Sene	1-0	2	1-1	1.000	0-0	.000	0-0	.000	0	0	0	0	0-0	0	1	2	2.0	2	
Atkins	0-0	0	0-0	.000	0-0	.000	0-0	.000	0	0	0	0	0-0	0	0	0	0	0.0	0
Rose	0-0	0	0-0	.000	0-0	.000	0-0	.000	0	0	0	0	0-0	0	0	0	0	0.0	0
OKLAHOMA CITY	4	960	146-318	.459	18-46	.391	96-118	.814	52	132	210	94	75-0	36	73	19	406	101.5	126
CLIPPERS	4	960	158-341	.463	27-73	.370	55-69	.797	39	111	181	84	91-0	40	55	24	398	99.5	108

2008-2009 SEASON SERIES (3-1) LOS ANGELES CLIPPERS VS. OKLAHOMA CITY

PLAYER	G-GS	MIN	FG-FGA	PCT	3FG-FGA	PCT	FT-FTA	PCT	OFF	DEF	TOT	AST	PF-FD	STL	TO	BLK	PTS	AVG	HI
Mobley	1-1	34	11-20	.550	0-3	.000	1-2	.500	0	2	2	0	0-0	7	2	0	23	23.0	23
Gordon	4-3	134	30-49	.612	10-19	.526	18-22	.818	1	8	9	8	11-0	4	8	0	88	22.0	41
Thornton	3-3	110	25-51	.490	4-6	.667	12-12	1.000	7	7	14	3	10-0	2	4	3	66	22.0	34
Randolph	1-1	41	9-20	.450	1-3	.333	3-4	.750	4	9	13	4	2-0	0	3	0	22	22.0	22
Kaman	2-2	64	17-27	.630	2-4	.500	4-7	.571	3	17	20	6	7-0	1	4	6	38	19.0	25
Davis, B.	3-3	102	15-44	.341	4-13	.308	7-7	1.000	2	8	10	20	7-0	10	12	3	41	13.7	19
Camby	3-3	96	16-28	.571	0-0	.000	3-4	.750	8	23	31	9	9-0	2	3	4	35	11.7	14
Jones	2-1	65	9-17	.529	2-6	.333	0-0	.000	1	4	5	12	9-0	0	2	0	20	10.0	12
Taylor	2-0	35	5-16	.313	3-6	.500	5-6	.833	0	2	2	4	5-0	5	7	0	18	9.0	15
Acker	1-0	17	0-5	.000	0-0	.000	0-0	.000	0	0	0	1	0-0	0	0	0	0	0.0	0
Novak	4-0	47	6-16	.375	0-1	.273	0-0	.000	1	5	6	1	4-0	1	1	0	15	3.8	10
Collins	2-1	30	3-4	.750	0-0	.000	0-0	.000	0	5	5	1	2-0	3	2	0	6	3.0	4
Hart	3-0	28	4-9	.444	0-1	.000	0-0	.000	0	2	2	1	5-0	1	2	0	8	2.7	4
Jordan	2-1	41	2-3	.667	0-0	.000	1-2	.500	3	8	11	0	9-0	1	2	1	5	2.5	3
Samb	1-0	23	1-7	.143	0-0	.000	0-0	.000	0	4	4	0	3-0	0	3	2	2	2.0	2
Thomas	1-0	18	1-7	.143	0-0	.000	0-1	.000	2	1	3	1	2-0	0	0	0	2	2.0	2
Davis, P.	1-0	14	1-4	.250	0-1	.000	0-0	.000	1	2	3	2	1-0	0	1	0	2	2.0	2
Davis, R.	2-1	52	0-11	.000	0-4	.000	1-2	.500	2	3	5	12	4-0	2	0	1	1	0.5	1
Skinner	1-0	8	0-3	.000	0-0	.000	0-0	.000	0	0	0	0	0-0	0	0	0	0	0.0	0
CLIPPERS	4	960	158-341	.463	27-73	.370	55-69	.797	39	111	181	84	91-0	40	55	24	398	99.5	108
OKLAHOMA CITY	4	960	146-318	.459	18-46	.391	96-118	.814	52	132	210	94	75-0	36	73	19	406	101.5	126



LOS ANGELES LAKERS

LOS ANGELES LAKERS

555 N. Nash St.

El Segundo, CA 90245 • 310-426-6000

Phil Jackson
Head Coach



DIRECTORY

Owner, President, Governor and Director: Dr. Jerry H.

Buss

General Manager: Mitch Kupchak

Head Coach: Phil Jackson

Assistant Coaches: Jim Cleamons, Frank Hamblen, Brian Shaw

Athletic Trainer: Gary Vitti

Vice President, Public Relations: John Black

Senior Manager, Public Relations: Alison Bogli

Manager, Public Relations: Josh Rupprecht

Coordinator, Public Relations: Nick Mazzella

Assistant, Public Relations: Matt Fleer

2009-10 VS. LAKERS (ALL TIMES CENTRAL)

11/3/09	Tuesday	at Oklahoma City	7:00 p.m.
11/22/09	Sunday	at Los Angeles	8:30 p.m.
12/22/09	Tuesday	at Los Angeles	9:30 p.m.
3/26/10	Friday	at Oklahoma City	7:00 p.m.

2008-09 VS. LAKERS

Date	Site	W/L	Score
2/10/09	L.A.	L	98-105
2/24/09	OKC	L	93-107
3/24/09	OKC	L	89-107

THUNDER VS. LAKERS ALL-TIME

YEAR	TOTAL	YEAR	TOTAL
1967-68	4-4	1989-90	0-4
1968-69	1-5	1990-91	2-3
1969-70	0-6	1991-92	4-1
1970-71	2-4	1992-93	4-1
1971-72	1-5	1993-94	5-0
1972-73	0-6	1994-95	1-4
1973-74	3-4	1995-96	2-2
1974-75	6-2	1996-97	1-3
1975-76	3-3	1997-98	3-1
1976-77	1-3	1998-99	2-2
1977-78	3-1	1999-00	1-3
1978-79	2-2	2000-01	4-0
1979-80	2-4	2001-02	1-3
1980-81	0-6	2002-03	2-2
1981-82	2-4	2003-04	1-3
1982-83	1-5	2004-05	3-1
1983-84	3-3	2005-06	1-2
1984-85	3-3	2006-07	1-3
1985-86	2-4	2007-08	0-4
1986-87	2-4	2008-09	0-3
1987-88	2-4	Totals	83-131
1988-89	2-4		

GENERAL INFORMATION

Home Court: STAPLES Center (18,997)

Radio: 710 AM ESPN Radio

Spero Dedes and Mychal Thompson

1330 AM ESPN Deportes

Fernando Gonzalez and Pepe Mantilla

Television: Home games - FSN West

Road games - KCAL-TV

Joel Meyers and Stu Lantz

Team Colors: Purple, Gold

LARGEST WINNING MARGIN

OKC:	33	11/30/00	at Seattle	121-88
L.A. Lakers:	38	2/2/68	at Los Angeles	113-151

CURRENT STREAKS VS. LAKERS

SITE	LAST WIN	SCORE	LAST LOSS	SCORE	STREAK
At Home	11/5/06	117-101	3/24/09	89-107	Lost 5
At L.A.	3/12/06	120-113	2/10/09	98-105	Lost 5
Overall	11/5/06	117-101	3/24/09	89-107	Lost 7

2008-2009 SEASON SERIES (0-3) OKLAHOMA CITY VS. L.A. LAKERS

PLAYER	G-GS	MIN	FG-FGA	PCT	3FG-FGA	PCT	FT-FTA	PCT	OFF	DEF	TOT	AST	PF-DQ	STL	TO	BLK	PTS	AVG	HI
Durant	3-3	125	29-63	.460	3-12	.250	26-29	.897	3	23	26	14	7-0	8	12	2	87	29.0	32
Westbrook	3-3	100	12-40	.300	2-7	.286	15-16	.938	3	13	16	15	9-0	3	12	0	41	13.7	17
Green	3-3	117	15-36	.417	4-9	.444	4-6	.667	4	19	23	9	6-0	2	4	1	38	12.7	16
Weaver	3-3	81	12-26	.462	4-12	.333	3-3	1.000	4	6	10	5	9-0	3	4	2	31	10.3	16
Smith	1-0	16	4-8	.500	0-0	.000	-1-3	.333	4	0	4	3	2-0	0	1	2	9	9.0	9
Sefolosha	2-2	62	7-20	.350	2-7	.286	1-2	.500	2	8	10	6	4-0	2	6	2	17	8.5	10
Krstic	3-2	85	8-21	.381	0-0	.000	6-8	.750	6	17	23	0	6-0	1	2	2	22	7.3	11
Collison	3-1	70	9-13	.692	0-0	.000	2-4	.500	4	11	15	1	8-0	1	2	0	20	6.7	10
Alkins	1-0	16	3-9	.333	2-3	.000	0-0	.000	0	0	0	2	1-0	2	0	0	6	6.0	6
Watson	2-0	38	2-11	.182	0-1	.000	3-4	.750	2	3	5	10	2-0	0	2	0	7	3.5	6
Rose	1-0	10	1-3	.333	0-0	.000	0-0	.000	1	3	4	3	1-0	0	0	0	2	2.0	2
Wilkins	0-0	0	0-0	.000	0-0	.000	0-0	.000	0	0	0	0	0-0	0	0	0	0	0.0	0
Wilcox	0-0	0	0-0	.000	0-0	.000	0-0	.000	0	0	0	0	0-0	0	0	0	0	0.0	0
Swift	0-0	0	0-0	.000	0-0	.000	0-0	.000	0	0	0	0	0-0	0	0	0	0	0.0	0
OKLAHOMA CITY	3	720	102-250	.408	15-51	.294	61-75	.813	33	103	156	68	55-0	21	50	11	280	93.3	98
LAKERS	3	720	129-263	.490	17-48	.354	44-57	.772	28	99	153	66	56-1	27	38	11	319	106.3	107

2008-2009 SEASON SERIES (3-0) LOS ANGELES LAKERS VS. OKLAHOMA CITY

PLAYER	G-GS	MIN	FG-FGA	PCT	3FG-FGA	PCT	FT-FTA	PCT	OFF	DEF	TOT	AST	PF-DQ	STL	TO	BLK	PTS	AVG	HI
Bryant	3-3	99	32-65	.492	1-10	.100	24-27	.889	3	11	14	11	4-0	5	7	2	89	29.7	36
Gasol	3-3	117	21-41	.512	0-0	.000	8-11	.727	8	28	36	17	4-0	1	7	3	50	16.7	22
Odom	3-3	101	16-34	.471	4-8	.500	2-3	.667	8	24	32	2	15-1	3	5	2	38	12.7	18
Fisher	3-3	80	11-24	.458	3-10	.300	2-4	.500	0	3	3	7	6-0	5	3	0	27	9.0	12
Farmar	3-0	61	11-17	.647	2-4	.500	1-2	.500	0	5	5	9	5-0	2	3	1	25	8.3	10
Walton	3-2	71	11-19	.579	2-5	.400	0-0	.000	2	10	12	10	5-0	2	1	0	24	8.0	11
Ariza	3-1	72	10-19	.526	3-6	.500	0-3	.000	4	5	9	4	7-0	5	4	0	23	7.7	9
Powell	3-0	46	9-20	.450	0-0	.000	4-4	1.000	3	4	7	2	3-0	1	3	1	22	7.3	14
Wojcic	3-0	42	6-15	.400	2-5	.400	1-1	1.000	0	5	5	3	3-0	1	1	0	15	5.0	9
Brown	1-0	7	2-2	1.000	0-0	.000	0-0	.000	0	0	0	0	1-0	0	2	0	4	4.0	4
Mbenga	1-0	14	0-4	.000	0-0	.000	2-2	1.000	0	2	2	0	0-0	2	1	2	2	2.0	2
Mihm	1-0	6	0-2	.000	0-0	.000	0-0	.000	0	2	2	1	0-0	0	0	0	0	0.0	0
Morrison	1-0	5	0-1	.000	0-0	.000	0-0	.000	0	0	0	0	0-0	0	0	0	0	0.0	0
Yue	0-0	0	0-0	.000	0-0	.000	0-0	.000	0	0	0	0	0-0	0	0	0	0	0.0	0
LAKERS	3	720	129-263	.490	17-48	.354	44-57	.772	28	99	153	66	56-1	27	38	11	319	106.3	107
OKLAHOMA CITY	3	720	102-250	.408	15-51	.294	61-75	.813	33	103	156	68	55-0	21	50	11	280	93.3	98



MEMPHIS GRIZZLIES

MEMPHIS GRIZZLIES

191 Beale Street
Memphis, TN 38103 • 901-205-1234

Lionel Hollins
Head Coach



DIRECTORY

Majority Owner: Michael Heisley
General Manager/VP of Basketball Operations: Chris Wallace
Head Coach: Lionel Hollins
Assistant Coaches: Johnny Davis, Henry Bibby, David Joergel, Barry Hecker, Damon Stoudamire
Head Athletic Trainer: Drew Graham
Director of Basketball Media Relations: Dustin Krugel
Coordinator of Basketball Media Relations: Ross Wooden

2009-10 VS. GRIZZLIES (ALL TIMES CENTRAL)

12/11/09	Friday	at Memphis	7:00 p.m.
1/22/10	Friday	at Memphis	7:00 p.m.
4/14/10	Wednesday	at Oklahoma City	7:00 p.m.

2008-09 VS. GRIZZLIES

Date	Site	W/L	Score
11/29/08	Memphis	W	111-103
12/10/08	OKC	L	102-108
1/28/09	OKC	W	114-102 (OT)
2/28/09	Memphis	W	99-92

GENERAL INFORMATION

Home Court: Fed Ex Forum (18,119)
Radio: WRBO (103.5 FM)
Eric Hasseltine, Hank McDowell, Elliot Perry
Television: FS Tennessee/SportSouth
Pete Pranica, Sean Tuohy, Rob Fischer
Team Colors: Memphis Midnight, Beale Street Blue, Smoke Blue and Grizzlies Gold

LARGEST WINNING MARGIN

OKC:	40	4/3/98	at Vancouver	138-98
Memphis:	25	3/8/06	at Seattle	74-99
	25	11/8/05	at Memphis	69-94

THUNDER VS. GRIZZLIES ALL-TIME

YEAR	TOTAL	YEAR	TOTAL
1995-96	3-1	2004-05	3-0
1996-97	4-0	2005-06	1-3
1997-98	4-0	2006-07	2-1
1998-99	2-1	2007-08	1-3
1999-00	4-0	2008-09	3-1
2000-01	3-1	Totals	40-13
2001-02	4-0	vs. Vancouver	20-3
2002-03	3-1	vs. Memphis	20-10
2003-04	3-1		

CURRENT STREAKS VS. GRIZZLIES

SITE	LAST WIN	SCORE	LAST LOSS	SCORE	STREAK
At Home	1/28/09	114-102 (OT)	12/10/08	102-108	Won 1
At Memphis	2/28/09	99-92	1/18/08	100-124	Won 2
Overall	2/28/09	99-92	1/18/08	100-124	Won 2

2008-2009 SEASON SERIES (3-1) OKLAHOMA CITY VS. MEMPHIS

PLAYER	G-GS	MIN	FG-FGA	PCT	3FG-FGA	PCT	FT-FTA	PCT	OFF	DEF	TOT	AST	PF-DQ	STL	TO	BLK	PTS	AVG	HI
Durant	3-3	128	31-57	.544	3-9	.333	28-35	.800	2	20	22	11	7-0	3	13	8	93	31.0	35
Green	4-4	144	28-58	.483	11-16	.688	18-20	.900	7	18	25	10	15-0	4	9	2	85	21.3	27
Westbrook	4-4	146	22-52	.423	1-4	.250	23-26	.885	8	6	14	22	10-0	10	9	0	68	17.0	25
Sefolosha	1-1	41	5-13	.385	0-3	.000	5-7	.714	2	9	11	3	1-0	2	3	1	15	15.0	15
Smith	2-0	41	9-15	.600	0-0	.000	2-2	1.000	2	8	10	2	6-0	0	0	0	20	10.0	10
Atkins	1-0	15	3-7	.429	2-4	.500	2-2	1.000	0	1	1	2	0-0	2	0	0	10	10.0	10
Krstic	2-1	51	8-16	.500	0-0	.000	3-4	.750	2	9	11	1	7-0	0	1	1	19	9.5	10
Wilkins	2-2	46	5-12	.417	1-3	.333	8-9	.889	0	1	1	4	7-0	1	4	1	19	9.5	11
Mason	3-1	77	10-18	.556	0-0	.000	4-8	.500	0	10	10	3	3-0	0	3	6	24	8.0	11
Weaver	1-1	39	9-7	.429	1-2	.500	1-2	.500	0	2	2	1	2-0	2	0	2	8	8.0	8
Collison	4-1	98	12-19	.632	0-0	.000	2-5	.400	9	17	26	5	15-0	2	1	3	26	6.5	10
Watson	4-0	109	8-20	.400	0-2	.000	5-7	.714	3	6	9	20	5-0	3	8	0	21	5.3	9
Wilcox	3-2	36	6-14	.429	0-0	.000	2-6	.333	6	5	11	3	5-0	1	3	0	14	4.7	6
Swift	1-0	13	2-4	.500	0-0	.000	0-0	.000	1	2	3	0	2-0	0	0	2	4	4.0	4
Petro	0-0	0	0-0	.000	0-0	.000	0-0	.000	0	0	0	0	0-0	0	0	0	0	0.0	0
Sene	0-0	0	0-0	.000	0-0	.000	0-0	.000	0	0	0	0	0-0	0	0	0	0	0.0	0
Rose	0-0	0	0-0	.000	0-0	.000	0-0	.000	0	0	0	0	0-0	0	0	0	0	0.0	0
OKLAHOMA CITY	4	985	152-312	.487	19-43	.442	103-133	.774	42	114	193	87	85-0	30	56	26	426	106.5	114
GRIZZLIES	4	985	151-308	.490	22-53	.415	81-112	.723	36	118	185	71	86-0	32	57	15	405	101.3	108

2008-2009 SEASON SERIES (1-3) MEMPHIS GRIZZLIES VS. OKLAHOMA CITY

PLAYER	G-GS	MIN	FG-FGA	PCT	3FG-FGA	PCT	FT-FTA	PCT	OFF	DEF	TOT	AST	PF-DQ	STL	TO	BLK	PTS	AVG	HI
Gay	4-4	156	32-73	.438	6-12	.500	13-16	.813	6	20	26	5	13-0	7	14	5	83	20.8	25
Mayo	4-4	154	27-64	.422	7-18	.389	22-23	.957	2	17	19	12	14-0	5	7	0	83	20.8	30
Conley	4-3	124	21-39	.538	3-10	.300	11-15	.733	0	15	15	20	7-1	2	10	0	56	14.0	17
Gasol	4-3	12	15-24	.625	0-0	.000	8-14	.571	9	17	26	6	7-0	2	5	2	38	8.5	16
Lowry	3-1	59	10-22	.455	3-4	.750	2-3	.667	0	9	9	9	7-1	1	4	0	25	8.3	9
Arthur	4-4	76	14-24	.583	0-0	.000	1-2	.500	6	10	16	1	12-0	2	2	1	29	7.3	13
Crittendon	1-0	18	2-4	.500	0-0	.000	3-8	.375	2	1	3	2	3-0	0	0	0	7	7.0	7
Millicic	3-1	64	8-10	.800	0-0	.000	2-7	.286	4	6	10	0	8-0	2	6	6	18	6.0	7
Ross	3-0	80	7-14	.500	3-5	.600	0-0	.000	1	5	6	3	8-0	1	0	1	17	5.7	11
Warrick	4-0	64	6-14	.429	0-2	.000	8-12	.667	4	10	14	4	6-0	3	1	0	20	5.0	9
Burker	4-0	65	8-14	.571	0-2	.000	2-2	1.000	2	7	9	5	10-0	3	3	0	18	4.5	6
Jaric	1-0	13	0-4	.000	0-0	.000	4-4	1.000	0	0	0	3	3-0	3	1	0	4	4.0	4
Miles	2-0	10	1-2	.500	0-0	.000	5-6	.833	0	1	1	1	0-0	1	1	0	7	3.5	7
Haddadi	0-0	0	0-0	.000	0-0	.000	0-0	.000	0	0	0	0	0-0	0	0	0	0	0.0	0
Walker	0-0	0	0-0	.000	0-0	.000	0-0	.000	0	0	0	0	0-0	0	0	0	0	0.0	0
Foyte	0-0	0	0-0	.000	0-0	.000	0-0	.000	0	0	0	0	0-0	0	0	0	0	0.0	0
OKLAHOMA CITY	4	985	151-308	.487	19-43	.442	103-133	.774	42	114	193	87	85-0	30	56	26	426	106.5	114



MIAMI HEAT

MIAMI HEAT

601 Biscayne Blvd.

Miami, FL 33132 • 786-777-4328

Erik Spoelstra
Head Coach



DIRECTORY

Managing General Partner: Micky Arison
President: Pat Riley
Head Coach: Erik Spoelstra
Assistant Coaches: Bob McAdoo, Keith Askins, Ron Rothstein, David Fizdale, Chad Kammerer
Head Athletic Trainer/Travel Coordinator: Jay Sabol
Vice President, Sports Media Relations: Tim Donovan
Director of Sports Media Relations: Rob Wilson
Assistant Director of Sports Media Relations: Michael Lissack
Sports Media Relations Assistant: Nick Maiorana

2009-10 VS. HEAT (ALL TIMES CENTRAL)

11/17/09 Tuesday at Miami 6:30 p.m.
 1/16/10 Saturday at Oklahoma City 7:00 p.m.

2008-09 VS. HEAT

Date	Site	W/L	Score
12/6/08	Miami	L	99-105
1/18/09	OKC	L	94-104

THUNDER VS. HEAT ALL-TIME

YEAR	TOTAL	YEAR	TOTAL
1988-89	4-0	1999-00	1-1
1989-90	2-0	2000-01	1-1
1990-91	2-0	2001-02	0-2
1991-92	1-1	2002-03	2-0
1992-93	1-1	2003-04	0-2
1993-94	1-1	2004-05	2-0
1994-95	2-0	2005-06	0-2
1995-96	2-0	2006-07	0-2
1996-97	2-0	2007-08	1-1
1997-98	2-0	2008-09	0-2
1998-99	Did Not Play	Totals	26-16

GENERAL INFORMATION

Home Court: AmericanAirlines Arena (19,600)
Radio: WINZ (940 AM), WQBA (1140 AM - Spanish)
 Mike Inglis and John Crotty, Jose Paneda
Television: Sun Sports
 Eric Reid, Tony Fiorentino, Jason Jackson
Team Colors: Red, Yellow, Black, White

LARGEST WINNING MARGIN

OKC: 32 1/12/96 at Seattle 113-81
 Miami: 18 3/2/00 at Miami 83-101

CURRENT STREAKS VS. HEAT

SITE	LAST WIN	SCORE	LAST LOSS	SCORE	STREAK
At Home	1/9/05	108-98	1/18/09	94-104	Lost 4
At Miami	11/14/07	104-95	12/6/08	99-105	Lost 1
Overall	11/14/07	104-95	1/18/09	94-104	Lost 3

2008-2009 SEASON SERIES (0-2) OKLAHOMA CITY VS. MIAMI

PLAYER	G-GS	MIN	FG-FGA	PCT	3FG-FGA	PCT	FT-FTA	PCT	OFF	DEF	TOT	AST	PF-DQ	STL	TO	BLK	PTS	AVG	HI
Durant	2-2	81	16-37	.432	5-9	.556	12-16	.750	3	8	11	6	1-0	2	5	2	49	24.5	31
Westbrook	2-2	69	14-30	.467	0-2	.000	16-18	.889	5	10	15	5	5-0	3	7	1	44	22.0	30
Green	2-2	79	15-31	.484	3-12	.250	10-13	.769	1	14	15	4	4-0	2	4	2	43	21.5	22
Collison	2-1	51	9-11	.818	0-0	.000	2-2	1.000	5	7	12	0	5-0	2	1	3	20	10.0	14
Mason	2-1	54	6-12	.500	0-0	.000	2-5	.400	0	7	7	2	6-0	2	6	1	14	7.0	7
Kristic	1-0	24	3-9	.333	0-0	.000	0-0	.000	0	7	7	0	3-0	0	0	0	6	6.0	6
Wilcox	2-1	31	2-6	.333	0-0	.000	2-2	1.000	0	3	3	0	5-0	0	3	1	6	3.0	4
Watson	2-0	54	2-9	.222	1-2	.500	0-0	.000	0	4	4	18	5-0	2	4	0	5	2.5	3
Wilkins	1-1	16	0-2	.000	0-1	.000	2-2	1.000	0	0	0	0	3-0	0	0	0	2	2.0	2
Weaver	1-0	14	1-1	1.000	0-0	.000	0-0	.000	1	0	1	3	0-0	0	1	0	2	2.0	2
Petro	1-0	8	1-5	.200	0-0	.000	0-0	.000	0	3	3	0	0-0	0	0	0	2	2.0	2
Sene	0-0	0	0-0	.000	0-0	.000	0-0	.000	0	0	0	0	0-0	0	0	0	0	0.0	0
Atkins	0-0	0	0-0	.000	0-0	.000	0-0	.000	0	0	0	0	0-0	0	0	0	0	0.0	0
Smith	0-0	0	0-0	.000	0-0	.000	0-0	.000	0	0	0	0	0-0	0	0	0	0	0.0	0
Swift	0-0	0	0-0	.000	0-0	.000	0-0	.000	0	0	0	0	0-0	0	0	0	0	0.0	0
OKLAHOMA CITY	2	480	69-153	.451	9-26	.346	46-60	.767	15	63	96	38	37-0	13	32	10	193	96.5	99
HEAT	2	480	82-170	.482	16-33	.485	29-42	.690	19	64	103	45	39-0	12	26	17	209	104.5	105

2008-2009 SEASON SERIES (2-0) MIAMI HEAT VS. OKLAHOMA CITY

PLAYER	G-GS	MIN	FG-FGA	PCT	3FG-FGA	PCT	FT-FTA	PCT	OFF	DEF	TOT	AST	PF-DQ	STL	TO	BLK	PTS	AVG	HI
Wade	2-2	74	28-52	.538	2-5	.400	12-17	.706	2	4	6	17	2-0	2	6	5	70	35.0	38
Marion	1-1	38	6-16	.375	1-2	.500	2-2	1.000	4	8	12	4	2-0	1	2	4	15	15.0	15
Chalmers	2-2	62	10-17	.588	5-10	.500	3-4	.750	0	4	4	8	5-0	4	5	1	28	14.0	15
Haslem	2-2	78	12-23	.522	0-0	.000	2-4	.500	5	24	29	7	6-0	1	4	0	26	13.0	15
Diawara	2-1	49	6-13	.462	5-8	.625	0-0	.000	1	4	5	1	3-0	1	3	0	17	8.5	14
Magloire	2-0	35	6-10	.600	0-0	.000	3-6	.500	3	5	8	1	3-0	1	0	3	15	7.5	13
Cook	2-0	46	5-15	.333	3-7	.429	0-0	.000	0	3	3	2	5-0	1	1	0	13	6.5	11
Quinn	1-0	18	2-5	.400	0-0	.000	2-3	.667	0	1	1	2	1-0	1	0	0	6	6.0	6
Beasley	2-0	23	4-12	.333	0-1	.000	2-2	1.000	1	6	7	0	5-0	0	2	1	10	5.0	6
Anthony	2-2	45	2-4	.500	0-0	.000	2-2	1.000	3	4	7	2	6-0	0	3	3	6	3.0	6
Livingston	1-0	12	1-3	.333	0-0	.000	1-2	.500	0	1	1	1	1-0	0	0	0	3	3.0	3
Banks	1-0	1	0-0	.000	0-0	.000	0-0	.000	0	0	0	0	0-0	0	0	0	0	0.0	0
Blount	0-0	0	0-0	.000	0-0	.000	0-0	.000	0	0	0	0	0-0	0	0	0	0	0.0	0
Jones	0-0	0	0-0	.000	0-0	.000	0-0	.000	0	0	0	0	0-0	0	0	0	0	0.0	0
MIAMI	2	480	82-170	.482	16-33	.485	29-42	.690	19	64	103	45	39-0	12	26	17	209	104.5	99
OKLAHOMA CITY	2	480	69-153	.451	9-26	.346	46-60	.767	15	63	96	38	37-0	13	32	10	193	96.5	105



MILWAUKEE BUCKS

MILWAUKEE BUCKS
1001 N. Fourth Street
Milwaukee, WI 53203 • 414-227-0500

Scott Skiles
Head Coach



DIRECTORY

President: Herb Kohl
General Manager: John Hammond
Head Coach: Scott Skiles
Assistant Coaches: Jim Boylan, Kelvin Sampson, Joe Wolf, Bill Peterson, Adrian Griffin
Head Athletic Trainer: Marc Boff
Director of Public Relations: Dan Smyczek
Coordinator of Public Relations: Adam Rose

2009-10 VS. BUCKS (ALL TIMES CENTRAL)

11/27/09 Friday at Oklahoma City 7:00 p.m.
1/2/10 Saturday at Milwaukee 7:30 p.m.

2008-09 VS. BUCKS

Date	Site	W/L	Score
10/29/08	OKC	L	87-98
4/11/09	Milwaukee	L	98-115

THUNDER VS. BUCKS ALL-TIME

YEAR	TOTAL	YEAR	TOTAL
1968-69	5-3	1989-90	0-2
1969-70	1-5	1990-91	1-1
1970-71	1-5	1991-92	1-1
1971-72	0-6	1992-93	2-0
1972-73	1-5	1993-94	2-0
1973-74	2-4	1994-95	2-0
1974-75	3-1	1995-96	2-0
1975-76	3-2	1996-97	1-1
1976-77	3-1	1997-98	1-1
1977-78	3-1	1998-99	0-1
1978-79	2-2	1999-00	1-1
1979-80	4-2	2000-01	2-0
1980-81	0-2	2001-02	2-0
1981-82	2-0	2002-03	1-1
1982-83	2-0	2003-04	1-1
1983-84	1-1	2004-05	1-1
1984-85	0-2	2005-06	1-1
1985-86	0-2	2006-07	1-1
1986-87	0-2	2007-08	1-1
1987-88	1-1	2008-09	0-2
1988-89	1-1	Totals	59-63

GENERAL INFORMATION

Home Court: Bradley Center (18,717)
Radio: WTMJ (620 AM)
Ted Davis
Television: FS Wisconsin
Jim Paschke, Jon McGlocklin
Team Colors: Forest Green, Red, Silver

LARGEST WINNING MARGIN

OKC: 31 1/22/91 at Seattle 132-101
Milwaukee: 44 12/19/72 at Milwaukee 77-121

CURRENT STREAKS VS. BUCKS

SITE	LAST WIN	SCORE	LAST LOSS	SCORE	STREAK
At Home	12/7/07	104-98	10/29/08	87-98	Lost 1
At Milwaukee	11/12/03	104-99	4/11/09	98-115	Lost 5
Overall	12/7/07	104-98	4/11/09	98-115	Lost 3

2008-2009 SEASON SERIES (0-2) OKLAHOMA CITY VS. MILWAUKEE

PLAYER	G-GS	MIN	FG-FGA	PCT	3FG-FGA	PCT	FT-FTA	PCT	OFF	DEF	TOT	AST	PF-QD	STL	TO	BLK	PTS	AVG	HI
Durant	2-2	62	11-27	40.7	3-7	42.9	6-6	1.000	2	6	8	4	7-0	3	8	0	31	15.5	19
Livingston	1-0	25	7-7	1.000	0-0	0.000	0-0	0.000	0	2	2	2	1-0	1	0	14	14.0	14	13
Westbrook	2-1	48	8-21	38.1	2-3	66.7	8-10	80.0	7	4	11	10	3-0	3	1	26	13.0	13	13
Wilcox	1-0	27	5-8	62.5	0-0	0.000	3-5	60.0	2	4	6	1	0-0	0	1	13	13.0	13	13
White	1-0	26	4-9	44.4	0-0	0.000	3-4	75.0	2	6	8	2	1-0	0	0	11	11.0	11	11
Mason	1-0	24	3-7	42.9	0-0	0.000	5-7	71.4	0	1	1	1	2-0	0	1	11	11.0	11	11
Green	2-2	55	6-20	30.0	1-3	33.3	3-4	75.0	1	4	5	4	6-0	2	7	16	8.0	9	9
Krstic	1-1	20	3-6	50.0	0-0	0.000	2-2	1.000	1	2	3	0	1-0	1	0	8	8.0	8	8
Smith	1-0	19	3-4	75.0	0-0	0.000	2-3	66.7	3	2	5	0	3-0	2	3	1	7	7.0	7
Collison	1-1	29	3-5	60.0	0-0	0.000	1-2	50.0	3	3	6	1	3-0	1	0	7	7.0	7	7
Rose	1-0	13	1-5	20.0	0-0	0.000	5-5	1.000	1	1	2	0	3-0	1	0	7	7.0	7	7
Watson	2-1	57	5-15	33.3	0-3	0.000	3-4	75.0	0	6	6	11	3-0	2	2	13	6.5	8	8
Weaver	2-1	38	5-12	41.7	2-4	50.0	0-2	0.000	3	6	9	1	3-0	1	4	12	6.0	12	12
Wilkins	1-0	13	2-4	50.0	0-0	0.000	0-0	0.000	0	1	1	0	2-0	2	0	4	4.0	4	4
Petro	1-1	17	1-5	20.0	0-0	0.000	0-0	0.000	0	3	3	0	2-0	1	1	2	2.0	2	2
Swins	1-0	7	1-3	33.3	0-0	0.000	0-0	0.000	1	2	3	1	2-0	1	0	2	2.0	2	2
Atkins	0-0	0	0-0	0.000	0-0	0.000	0-0	0.000	0	0	0	0	0-0	0	0	0	0.0	0	0
OKLAHOMA CITY	2	480	68-158	43.0	8-20	40.0	41-54	75.9	26	53	95	38	42-0	13	36	3	185	92.5	98
BUCKS	2	480	78-158	49.4	16-40	40.0	41-52	78.8	23	61	99	48	39-1	14	31	10	213	106.5	115

2008-2009 SEASON SERIES (2-0) MILWAUKEE BUCKS VS. OKLAHOMA CITY

PLAYER	G-GS	MIN	FG-FGA	PCT	3FG-FGA	PCT	FT-FTA	PCT	OFF	DEF	TOT	AST	PF-QD	STL	TO	BLK	PTS	AVG	HI
Jefferson	2-2	77	18-31	58.1	6-13	46.2	13-15	86.7	2	15	17	6	8-0	3	3	1	55	27.5	35
Redd	1-1	33	7-18	38.9	3-7	42.9	3-4	75.0	0	0	0	3	0-0	1	3	0	20	20.0	20
Villanueva	2-1	63	14-36	38.9	2-6	33.3	4-5	80.0	5	16	21	7	6-1	2	6	4	34	17.0	20
Bogut	1-1	31	6-8	75.0	0-0	0.000	2-4	50.0	5	2	7	2	4-0	2	6	2	14	14.0	14
Ridnour	2-2	65	8-14	57.1	2-4	50.0	2-2	1.000	0	9	9	13	7-0	1	0	0	20	10.0	18
Sessions	1-1	25	4-8	50.0	0-0	0.000	2-2	1.000	1	1	2	9	1-0	0	3	0	10	10.0	10
Alexander	1-0	19	2-8	25.0	0-2	0.000	6-10	60.0	3	2	5	0	1-0	1	1	1	10	10.0	10
Bell	2-0	39	5-9	55.6	2-5	40.0	4-4	1.000	0	2	2	3	0-0	1	1	1	16	8.0	11
Bogans	1-0	12	3-4	75.0	1-2	50.0	0-0	0.000	0	1	1	1	2-0	0	0	0	7	7.0	7
Gadzuric	2-1	36	5-7	71.4	0-0	0.000	1-2	50.0	2	5	7	0	2-0	1	3	1	11	5.5	6
Mbah a Moute	2-1	44	3-8	37.5	0-0	0.000	4-4	1.000	4	5	9	2	3-0	3	4	0	10	5.0	10
Lue	1-0	17	2-2	1.000	0-0	0.000	0-0	0.000	0	2	2	1	2-0	0	0	0	4	4.0	4
Allen	1-0	11	1-4	25.0	0-0	0.000	0-0	0.000	1	1	2	0	3-0	0	0	0	2	2.0	2
Jones	1-0	7	0-1	0.000	0-1	0.000	0-0	0.000	0	0	1	0-0	0	0	0	0	0	0.0	0
Elson	0-0	0	0-0	0.000	0-0	0.000	0-0	0.000	0	0	0	0	0-0	0	0	0	0	0.0	0
BUCKS	2	480	78-158	49.4	16-40	40.0	41-52	78.8	23	61	99	48	39-1	14	31	10	213	106.5	115
OKLAHOMA CITY	2	480	68-158	43.0	8-20	40.0	41-54	75.9	26	53	95	38	42-0	13	36	3	185	92.5	98



MINNESOTA TIMBERWOLVES

MINNESOTA TIMBERWOLVES
600 First Avenue North
Minneapolis, MN 55403 • 612-673-1600

Kurt Rambis
Head Coach



DIRECTORY

Owner: Glen Taylor
Vice President of Basketball Operations: David Kahn
Head Coach: Kurt Rambis
Assistant Coaches: Dave Wohl, Reggie Theus, Bill Laimbeer
Head Athletic Trainer: Gregg Farnam
Director of Public Relations: Mike Cristaldi
Public Relations Manager: Mark Rosenberg
Communications Manager: Dan Bell

2009-10 VS. TIMBERWOLVES (ALL TIMES CENTRAL)

1/20/10	Wednesday	at Minnesota	7:00 p.m.
2/21/10	Sunday	at Minnesota	6:00 p.m.
2/26/10	Friday	at Oklahoma City	7:00 p.m.
4/4/10	Sunday	at Oklahoma City	6:00 p.m.

2008-09 vs. TIMBERWOLVES

Date	Site	W/L	Score
11/2/08	OKC	W	88-85
11/28/08	OKC	L	103-105
1/7/09	Minnesota	L	87-129
3/22/09	Minnesota	W	97-90

GENERAL INFORMATION

Home Court: Target Center (19,356)

Radio: KFAN AM 1130

Alan Horton

Television: KSTC 45, Fox Sports North

Tom Hanneman, Jim Peterson

Team Colors: Blue, Green, Silver

LARGEST WINNING MARGIN

OKC:	37	2/14/96	at Seattle	130-93
	37	12/5/92	at Seattle	124-87
Minnesota:	42	1/7/09	at Minnesota	87-129

THUNDER VS. TIMBERWOLVES ALL-TIME

YEAR	TOTAL	YEAR	TOTAL
1989-90	3-1	2000-01	1-3
1990-91	2-2	2001-02	2-2
1991-92	4-0	2002-03	2-2
1992-93	4-0	2003-04	1-3
1993-94	4-0	2004-05	3-1
1994-95	4-0	2005-06	2-2
1995-96	4-0	2006-07	3-1
1996-97	4-0	2007-08	3-1
1997-98	3-1	2008-09	2-2
1998-99	1-2	Totals	54-25
1999-00	2-2		

CURRENT STREAKS VS. TIMBERWOLVES

SITE	LAST WIN	SCORE	LAST LOSS	SCORE	STREAK
At Home	11/2/08	88-85	11/28/08	103-105	Lost 1
At Minnesota	3/22/09	97-90	1/7/09	87-129	Won 1
Overall	3/22/09	97-90	1/7/09	87-129	Won 1

2008-2009 SEASON SERIES (2-2) OKC FRANCHISE VS. MINNESOTA

PLAYER	G-GS	MIN	FG-FGA	PCT	3FG-FGA	PCT	FT-FTA	PCT	OFF	DEF	TOT	AST	PF-DO	STL	TO	BLK	PTS	AVG	HI
Durant	4-4	137	30-75	400	4-10	400	15-18	833	6	13	19	9	1-0	2	5	2	79	19.8	30
Green	4-4	123	24-45	533	7-12	583	6-10	600	2	13	15	9	8-0	3	4	1	61	15.3	22
Westbrook	4-2	125	19-43	442	0-4	0-0	14-19	737	6	7	13	32	7-0	5	10	3	52	13.0	16
Wilcox	3-0	68	13-26	500	0-1	0-0	9-11	818	3	12	15	5	12-1	1	2	0	35/	11.7	21
Collison	4-2	110	15-30	500	0-0	0-0	10-13	769	10	21	31	4	11-0	5	2	40	10.0	17	
Sefolosha	1-1	30	3-7	429	0-1	0-0	3-3	1000	1	5	6	2	1-0	2	1	0	9	9.0	9
Rose	1-0	17	2-4	500	0-0	0-0	5-6	833	0	4	4	0	6-1	1	1	0	9	9.0	9
Krstic	2-1	38	7-19	368	0-0	0-0	0-0	0-0	1	10	11	0	5-0	3	1	3	14	7.0	8
Atkins	1-0	22	3-8	375	1-3	333	0-0	0-0	1	1	2	2	1-0	0	2	0	7	7.0	7
Mason	3-1	72	9-21	429	0-0	0-0	2-6	333	7	5	12	2	9-0	1	4	3	20	6.7	8
Smith	3-0	48	7-13	538	0-0	0-0	0-0	0-0	3	10	13	3	3-0	1	0	0	14	4.7	8
Petro	1-1	17	2-4	500	0-0	0-0	0-0	0-0	2	4	6	0	6-0	1	0	0	4	4.0	4
Swift	1-1	14	2-4	500	0-0	0-0	0-0	0-0	2	3	5	1	1-0	0	0	0	4	4.0	4
Watson	3-2	63	5-19	263	1-5	200	0-0	0-0	0	7	7	11	4-0	2	7	1	11	3.7	7
Weaver	2-0	37	3-5	600	1-2	500	0-4	0-0	0	4	4	2	1-0	2	2	0	7	3.5	5
Wilkins	4-1	39	4-14	286	1-3	333	0-0	0-0	1	3	4	1	3-0	0	3	0	9	2.3	7
Sene	0-0	0	0-0	0-0	0-0	0-0	0-0	0-0	0	0	0	0	0-0	0	0	0	0	0.0	0
OKLAHOMA CITY	4	960	148-337	439	15-41	366	64-90	711	45	122	202	83	79-2	29	49	15	375	93.8	103
TIMBERWOLVES	4	960	152-327	465	30-73	411	75-100	750	53	131	213	83	79-2	22	58	17	409	102.3	129

2008-2009 SEASON SERIES (2-2) MINNESOTA TIMBERWOLVES VS. OKC FRANCHISE

PLAYER	G-GS	MIN	FG-FGA	PCT	3FG-FGA	PCT	FT-FTA	PCT	OFF	DEF	TOT	AST	PF-DO	STL	TO	BLK	PTS	AVG	HI
Jefferson	3-3	100	25-43	581	0-0	0-0	14-19	737	11	24	35	1	5-0	1	6	4	64	21.3	24
Smith	4-1	103	26-46	565	0-1	0-0	17-23	739	9	19	28	3	12-0	0	6	3	69	17.3	23
Carney	3-0	57	15-30	500	4-12	333	2-4	500	2	3	5	2	7-0	2	1	1	36	12.0	15
Brown	1-0	16	4-7	571	2-4	500	2-2	1000	0	2	2	4	1-0	2	0	0	12	12.0	12
Foye	4-4	111	15-38	395	7-15	467	8-8	1000	1	8	9	21	11-0	3	10	1	45	11.3	32
Miller	4-3	133	16-37	432	4-12	333	6-9	667	6	18	24	14	5-0	2	12	1	42	10.5	18
Gomes	4-4	117	17-44	386	5-14	357	2-2	1000	8	15	23	8	7-0	3	7	1	41	10.3	12
Love	4-1	86	12-27	444	0-1	0-0	15-19	769	8	22	30	4	8-0	2	4	3	39	9.8	16
Brewer	2-1	48	6-12	500	3-4	750	4-4	1000	4	6	10	4	6-0	3	1	0	19	9.5	12
Telfair	3-2	83	9-19	474	4-7	571	0-0	0-0	1	4	5	10	4-0	1	4	0	22	7.3	9
Williams	1-0	13	2-2	1000	0-0	0-0	0-2	0-0	2	3	5	0	2-0	0	0	0	4	4.0	4
Ollie	2-0	34	2-5	400	0-0	0-0	3-4	750	0	4	4	5	3-0	0	0	0	7	3.5	5
McCants	2-0	26	2-9	222	1-3	333	2-2	1000	0	0	0	4	4-0	2	2	1	7	3.5	4
Madsen	1-0	7	1-5	200	0-0	0-0	0-2	0-0	1	1	2	0	1-0	0	0	0	2	2.0	2
Cardinal	2-0	19	0-1	0-0	0-0	0-0	0-0	0-0	0	0	0	3	2-0	1	2	1	0	0.0	0
Collins	1-1	7	0-2	0-0	0-0	0-0	0-0	0-0	0	2	2	0	1-0	0	2	1	0	0.0	0
TIMBERWOLVES	4	960	152-327	465	30-73	411	75-100	750	53	131	213	83	79-2	22	58	17	409	102.3	129
OKLAHOMA CITY	4	960	148-337	439	15-41	366	64-90	711	45	122	202	83	79-2	29	49	15	375	93.8	103



NEW JERSEY NETS

NEW JERSEY NETS
390 Murray Hill Parkway
East Rutherford, NJ 07073 • 201-935-8888

Lawrence Frank
Head Coach



DIRECTORY

Principal Owner: Bruce Ratner
President: Rod Thorn
General Manager: Kiki Vandeweghe
Head Coach: Lawrence Frank
Assistant Coaches: Tom Barrise, John Loyer, Roy Rogers
Athletic Trainer: Tim Walsh
Vice President, Public Relations: Gary Sussman
Senior Director, Public Relations: Aaron Harris
Coordinator, Public Relations: Patrick Rees
VP of Business and Entertainment Communications:
Barry Baum

2009-10 VS. NETS (ALL TIMES CENTRAL)

12/28/09 Monday at New Jersey 6:30 p.m.
3/12/10 Friday at Oklahoma City 7:00 p.m.

2008-09 VS. NETS

Date	Site	W/L	Score
1/12/09	New Jersey	L	99-103 (OT)
1/26/09	OKC	W	94-85

THUNDER VS. NETS ALL-TIME

YEAR	TOTAL	YEAR	TOTAL
1976-77	3-1	1993-94	1-1
1977-78	2-2	1994-95	1-1
1978-79	4-0	1995-96	2-0
1979-80	1-1	1996-97	1-1
1980-81	1-1	1997-98	2-0
1981-82	2-0	1998-99	0-1
1982-83	0-2	1999-00	2-0
1983-84	1-1	2000-01	1-1
1984-85	0-2	2001-02	1-1
1985-86	2-0	2002-03	1-1
1986-87	2-0	2003-04	0-2
1987-88	2-0	2004-05	2-0
1988-89	0-2	2005-06	1-1
1989-90	2-0	2006-07	2-0
1990-91	1-1	2007-08	0-2
1991-92	2-0	2008-09	1-1
1992-93	1-1	Totals	44-27

GENERAL INFORMATION

Home Court: IZOD Center (18,974)
Radio: WFAN (660AM)
Chris Carrino, Tim Capstraw
Television: YES Network
Marv Albert, Mike Fratello, Ian Eagle, Jim Spanarkel
Team Colors: Blue, Red, Silver

LARGEST WINNING MARGIN

OKC: 30 11/21/89 at Seattle 114-84
New Jersey: 35 11/11/00 at New Jersey 91-126

CURRENT STREAKS VS. NETS

SITE	LAST WIN	SCORE	LAST LOSS	SCORE	STREAK
At Home	1/26/09	94-85	11/23/07	93-98	Won 1
At New Jersey	11/13/06	119-113	1/12/09	99-103 (OT)	Lost 3
Overall	1/26/09	94-85	1/12/09	99-103 (OT)	Won 1

2008-2009 SEASON SERIES (1-1) OKLAHOMA CITY VS. NEW JERSEY

PLAYER	G-GS	MIN	FG-FGA	PCT	3FG-FGA	PCT	FT-FTA	PCT	OFF	DEF	TOT	AST	PF-DQ	STL	TO	BLK	PTS	AVG	HI
Durant	2-2	85	15-33	.455	3-7	.429	11-14	.786	3	11	14	6	0-0	2	7	0	44	22.0	
Westbrook	2-2	61	10-26	.385	1-4	.250	11-11	1.000	2	11	13	8	5-0	2	5	0	32	16.0	
Green	2-2	74	8-25	.320	3-5	.600	9-9	1.000	3	13	16	2	3-0	2	6	3	28	14.0	
Krstic	2-0	41	7-16	.438	0-0	.000	9-13	.692	6	4	10	1	6-0	0	0	3	23	11.5	
Watson	2-0	63	8-13	.615	0-0	.000	4-7	.571	1	3	4	11	6-0	2	7	0	20	10.0	
Collison	2-2	50	8-12	.667	0-0	.000	4-4	1.000	3	10	13	3	9-1	2	3	2	20	10.0	
Mason	2-2	53	5-11	.455	0-0	.000	2-4	.500	1	6	7	4	3-0	0	6	2	12	6.0	
Wilcox	2-0	29	3-10	.300	0-0	.000	2-3	.667	4	9	13	0	1-0	0	2	0	8	4.0	
Weaver	2-0	34	2-6	.333	0-3	.000	0-0	.000	3	5	8	3	1-0	2	3	0	4	2.0	
Atkins	1-0	6	0-0	.000	0-0	.000	2-2	1.000	0	0	0	0	0-0	0	1	0	2	2.0	
Wilkins	1-0	9	0-3	.000	0-2	.000	0-0	.000	0	2	2	0	1-0	0	0	1	0	0.0	
Smith	0-0	0	0-0	.000	0-0	.000	0-0	.000	0	0	0	0	0-0	0	0	0	0	0.0	
Swift	0-0	0	0-0	.000	0-0	.000	0-0	.000	0	0	0	0	0-0	0	0	0	0	0.0	
OKLAHOMA CITY	2	505	66-155	.426	7-21	.333	54-67	.806	26	74	110	38	35-1	12	42	11	193	6.5	99
NETS	2	505	73-183	.399	10-43	.233	32-40	.800	32	62	110	38	50-2	29	30	7	188	9.4	103

2008-2009 SEASON SERIES (1-1) NEW JERSEY NETS VS. OKLAHOMA CITY

PLAYER	G-GS	MIN	FG-FGA	PCT	3FG-FGA	PCT	FT-FTA	PCT	OFF	DEF	TOT	AST	PF-DQ	STL	TO	BLK	PTS	AVG	HI
Lopez	2-2	72	18-30	.600	0-0	.000	13-14	.929	8	12	20	0	2-0	1	3	2	49	24.5	31
Carter	2-2	70	10-29	.345	4-12	.333	5-6	.833	2	6	8	6	5-0	6	2	1	29	14.5	21
Harris	2-2	72	11-39	.282	1-6	.167	4-4	1.000	1	8	9	14	1-0	4	6	0	27	13.5	17
Dooling	2-0	57	7-13	.538	1-4	.250	3-6	.500	2	1	3	10	5-0	2	4	0	18	9.0	14
Anderson	2-2	48	6-23	.261	1-7	.143	1-2	.500	7	7	14	0	7-0	5	3	0	14	7.0	8
Boone	2-0	28	5-9	.556	0-0	.000	1-2	.500	2	5	7	1	6-0	3	3	1	11	5.5	11
Simmons	2-2	50	4-9	.444	2-5	.400	0-0	.000	3	9	12	3	7-0	2	2	2	10	5.0	5
Hayes	2-0	47	4-13	.308	1-6	.167	0-0	.000	2	5	7	1	4-0	3	0	0	9	4.5	5
Douglas-Roberts	2-0	8	2-2	1.000	0-0	.000	4-4	1.000	0	2	2	1	1-0	0	1	0	8	4.0	8
Ager	1-0	5	2-5	.400	0-0	.000	0-0	.000	0	1	1	0	2-0	0	0	0	4	4.0	4
Najera	2-0	35	3-9	.333	0-3	.000	1-2	.500	4	4	8	1	6-0	2	2	1	7	3.5	4
Hassell	1-0	13	1-2	.500	0-0	.000	0-0	.000	1	2	3	1	4-0	1	1	0	2	2.0	2
NETS	2	505	73-183	.399	10-43	.233	32-40	.800	32	62	110	38	50-2	29	30	7	188	9.4	103
OKLAHOMA CITY	2	505	66-155	.426	7-21	.333	54-67	.806	26	74	110	38	35-1	12	42	11	193	6.5	99



NEW ORLEANS HORNETS

NEW ORLEANS HORNETS
1250 Poydras, 19th floor
New Orleans, LA 70113 • 504-593-4700

Byron Scott
Head Coach



DIRECTORY

Owner: George Shinn
General Manager: Jeff Bower
Head Coach: Byron Scott
Assistant Coaches: Paul Pressey, Charlie Parker, Rob Werdann, Robert Pack
Athletic Trainer: Terry Kofler
Senior Director of Communications: Harold Kaufman
Director of Basketball Communications: Dennis Rogers
Basketball Communications Coordinator: Lindsey Mitchell

2009-10 VS. HORNETS (ALL TIMES CENTRAL)

1/6/10	Wednesday	at Oklahoma City	7:00 p.m.
2/3/10	Wednesday	at New Orleans	7:00 p.m.
3/10/10	Wednesday	at Oklahoma City	7:00 p.m.

2008-09 VS. HORNETS

Date	Site	W/L	Score
11/21/08	OKC	L	80-105
11/22/08	New Orleans	L	97-109
2/17/09	OKC	L	98-100
3/7/09	New Orleans	L	90-108

GENERAL INFORMATION

Home Court: New Orleans Arena (17,188)
Radio: KMEZ (106.7 FM)
Sean Kelley, Gerry Vaillancourt
Television: Cox Sports Television
Bob Licht, Gil McGregor, Victor Howell
Team Colors: Creole Blue, Purple, Mardi Gras Gold

LARGEST WINNING MARGIN

OKC:	40	11/7/89	at Seattle	128-88
New Orleans:	31	1/16/08	at New Orleans	92-123

THUNDER VS. HORNETS ALL-TIME

YEAR	TOTAL	YEAR	TOTAL
1988-89	1-1	2000-01	2-0
1989-90	4-0	2001-02	1-1
1990-91	2-0	2002-03	0-2
1991-92	1-1	2003-04	2-0
1992-93	1-1	2004-05	3-0
1993-94	2-0	2005-06	1-3
1994-95	0-2	2006-07	2-2
1995-96	2-0	2007-08	0-3
1996-97	0-2	2008-09	0-4
1997-98	1-1	Totals	26-24
1998-99	Did Not Play	vs. Charlotte	18-10
1999-00	1-1	vs. N. Orleans	8-14

CURRENT STREAKS VS. HORNETS

SITE	LAST WIN	SCORE	LAST LOSS	SCORE	STREAK
At Home	12/26/06	102-94	2/17/09	98-100	Lost 2
At New Orleans	2/23/05	103-85	3/7/09	90-108	Lost 7
Overall	12/26/06	102-94	3/7/09	90-108	Lost 9

2008-2009 SEASON SERIES (0-4) OKLAHOMA CITY VS. NEW ORLEANS

PLAYER	G-GS	MIN	FG-FGA	PCT	3FG-FGA	PCT	FT-FTA	PCT	OFF	DEF	TOT	AST	PF-DQ	STL	TO	BLK	PTS	AVG	HI
Durant	3-3	116	32-56	.571	6-10	.600	24-27	.889	1	8	9	2	7-0	0	10	0	94	31.3	47
Westbrook	4-2	126	21-57	.368	1-7	.143	17-18	.944	5	11	16	20	12-0	8	12	0	60	15.0	24
Green	3-3	111	16-34	.471	2-8	.250	10-13	.769	5	12	17	7	7-0	4	7	0	44	14.7	24
Wilkins	3-2	89	14-31	.452	5-12	.417	3-5	.600	0	6	6	3	6-0	2	6	0	36	12.0	18
Wilcox	2-0	52	10-16	.625	0-0	.000	1-4	.250	2	16	18	1	8-0	1	7	1	21	10.5	14
Krstic	2-1	56	6-18	.333	0-0	.000	3-3	1.000	7	9	16	3	4-0	3	0	1	15	7.5	8
Weaver	3-2	67	7-16	.438	4-10	.400	3-3	1.000	2	6	8	6	4-0	4	2	2	21	7.0	13
Collison	4-4	107	7-18	.389	0-0	.000	11-14	.786	10	24	34	2	11-0	0	4	1	25	6.3	16
Watson	4-2	99	8-24	.333	0-8	.000	4-4	1.000	3	10	13	17	7-0	4	10	1	20	5.0	12
Atkins	2-0	36	3-11	.273	1-8	.125	2-2	1.000	2	1	3	1	3-0	1	0	0	9	4.5	7
Smith	2-0	41	4-11	.364	0-0	.000	0-2	.000	0	4	4	1	0-0	2	0	1	8	4.0	6
Rose	1-0	31	2-9	.222	0-1	.000	0-0	.000	2	3	5	5	5-0	1	1	0	4	4.0	4
Petro	1-1	24	2-7	.286	0-0	.000	0-0	.000	2	5	7	1	2-0	0	1	0	4	4.0	4
Sene	1-0	6	1-2	.500	0-0	.000	2-3	.667	2	2	4	0	1-0	0	1	0	4	4.0	4
Sefoshia	0-0	0	0-0	.000	0-0	.000	0-0	.000	0	0	0	0	0-0	0	0	0	0	0.0	0
Swift	0-0	0	0-0	.000	0-0	.000	0-0	.000	0	0	0	0	0-0	0	0	0	0	0.0	0
OKLAHOMA CITY	4	960	133-310	.429	19-64	.297	80-98	.816	43	117	182	69	77-0	30	65	7	365	91.3	98
HORNETS	4	960	161-312	.516	28-74	.378	72-87	.828	26	129	179	88	77-0	40	52	17	422	105.5	109

2008-2009 SEASON SERIES (4-0) NEW ORLEANS HORNETS VS. OKLAHOMA CITY

PLAYER	G-GS	MIN	FG-FGA	PCT	3FG-FGA	PCT	FT-FTA	PCT	OFF	DEF	TOT	AST	PF-DQ	STL	TO	BLK	PTS	AVG	HI
West	4-4	149	38-65	.585	0-0	.000	27-28	.964	8	33	41	10	7-0	4	9	5	103	25.8	37
Paul	4-4	144	36-60	.600	4-9	.444	12-14	.857	2	23	25	44	14-0	15	10	1	88	22.0	29
Butler	4-4	124	18-42	.429	7-18	.389	7-7	1.000	1	17	18	3	10-0	4	1	4	50	12.5	20
Stojakovic	3-3	95	14-38	.368	8-20	.400	0-0	.000	0	6	7	3	5-0	3	4	0	36	12.0	13
Wright	3-1	64	12-18	.667	1-3	.333	3-4	.750	3	9	12	7	3-0	4	6	2	28	9.3	20
Posey	4-0	105	13-29	.448	6-16	.375	5-5	1.000	1	11	12	6	7-0	3	5	1	37	9.3	11
Chandler	3-3	87	7-13	.538	0-0	.000	6-8	.750	7	12	19	2	10-0	2	4	1	20	6.7	12
Armstrong	4-0	50	11-20	.550	0-1	.000	2-6	.333	2	5	7	2	6-0	1	5	1	24	6.0	13
Brown	4-0	45	7-15	.467	2-6	.333	3-4	.750	0	4	4	4	5-0	1	4	1	19	4.8	16
Marks	2-1	36	2-4	.500	0-0	.000	2-3	.667	1	4	5	0	4-0	1	2	1	6	3.0	6
Daniels	2-0	26	1-4	.250	0-1	.000	4-6	.667	0	1	1	3	3-0	0	1	0	6	3.0	4
Bowen	3-0	22	2-3	.667	0-0	.000	0-0	.000	0	4	4	2	2-0	2	0	0	4	1.3	4
Ely	1-0	7	0-1	.000	0-0	.000	1-2	.500	0	0	0	1	0-0	0	0	0	1	1.0	1
James	1-0	7	0-0	.000	0-0	.000	0-0	.000	0	0	0	1	0-0	0	1	0	0	0.0	0
HORNETS	4	960	161-312	.516	28-74	.378	72-87	.828	26	129	179	88	77-0	40	52	17	422	105.5	109
OKLAHOMA CITY	4	960	133-310	.429	19-64	.297	80-98	.816	43	117	182	69	77-0	30	65	7	365	91.3	98



NEW YORK KNICKS

NEW YORK KNICKS
Two Pennsylvania Plaza
New York, NY 10121 • 212-465-6471

Mike D'Antoni
Head Coach



DIRECTORY

Chairman: James L. Dolan
President of Basketball Operations: Donnie Walsh
Head Coach: Mike D'Antoni
Assistant Coaches: Herb Williams, Phil Weber, Dan D'Antoni, Kenny Atkinson
Head Athletic Trainer: Roger Hinds
Vice President, Public Relations: Jonathan Supranowitz
Director, Media Relations: Nick Brown
Manager, Public Relations: Alyson Furch
Coordinator, Public Relations: Gregg Schwartz
Team Historian & Writer: Dennis D'Agostino

GENERAL INFORMATION

Home Court: Madison Square Garden (19,763)
Radio: ESPN Radio (1050 AM), WADO (1280 AM - Spanish)
 Gus Johnson, John Andariese, Alfredo Bejar, Juan Antonio Cains, Clemson Smith-Muniz
Television: MSG Network
 Mike Breen, Walt Frazier
Team Colors: Orange, White, Blue

LARGEST WINNING MARGIN

OKC: 26 3/28/98 at Seattle 104-78
 New York: 34 11/3/67 at Seattle 100-134

CURRENT STREAKS VS. KNICKS

SITE	LAST WIN	SCORE	LAST LOSS	SCORE	STREAK
At Home	1/6/09	107-99	1/5/07	93-111	Won 2
At New York	12/12/07	117-110	11/14/08	106-116	Lost 1
Overall	1/6/09	107-99	11/14/08	106-116	Won 1

2008-2009 SEASON SERIES (1-1) OKLAHOMA CITY VS. NEW YORK

PLAYER	G-GS	MIN	FG-FGA	PCT	3FG-FGA	PCT	FT-FTA	PCT	OFF	DEF	TOT	AST	PF-DQ	STL	TO	BLK	PTS	AVG	HI
Durant	2-2	79	19-37	.514	1-6	.167	11-14	.786	0	14	14	5	2-0	1	6	1	50	25.0	27
Green	2-2	70	15-33	.455	3-8	.375	10-13	.769	1	14	15	6	6-0	4	7	0	43	21.5	27
Westbrook	2-1	70	12-25	.480	2-7	.286	15-18	.833	6	10	16	15	9-0	2	7	2	41	20.5	22
Collson	1-1	29	7-8	.875	0-0	.000	0-0	.000	2	4	6	1	5-0	0	2	0	14	14.0	14
Mason	2-1	72	11-21	.524	0-0	.000	2-6	.333	3	7	10	3	4-0	3	3	3	24	12.0	13
Wilcox	1-0	17	3-5	.600	0-0	.000	2-2	1.000	2	3	5	2	0-0	0	3	0	8	8.0	8
Petro	1-0	10	3-6	.500	0-0	.000	0-0	.000	2	3	5	0	2-0	0	0	0	6	6.0	6
Watson	2-1	49	5-14	.357	0-1	.000	1-2	.500	1	4	5	14	3-0	1	3	0	11	5.5	9
Smith	2-0	36	5-10	.500	0-0	.000	0-0	.000	2	4	6	1	10-1	1	1	4	10	5.0	6
Swift	2-2	39	2-5	.400	0-0	.000	0-0	.000	2	14	16	0	3-0	2	0	2	4	2.0	4
Wilkins	1-0	9	1-3	.333	0-1	.000	0-0	.000	0	0	0	0	0-0	0	2	0	2	2.0	2
Sene	0-0	0	0-0	.000	0-0	.000	0-0	.000	0	0	0	0	0-0	0	0	0	0	0.0	0
Weaver	0-0	0	0-0	.000	0-0	.000	0-0	.000	0	0	0	0	0-0	0	0	0	0	0.0	0
OKLAHOMA CITY	2	480	83-167	.497	6-23	.261	41-55	.745	21	77	112	46	44-1	14	35	12	213	106.5	107
KNICKERBOCKERS	2	480	75-177	.424	18-61	.295	47-59	.797	21	62	100	36	46-2	16	29	2	215	107.5	116

2008-2009 SEASON SERIES (1-1) NEW YORK KNICKERBOCKERS VS. OKLAHOMA CITY

PLAYER	G-GS	MIN	FG-FGA	PCT	3FG-FGA	PCT	FT-FTA	PCT	OFF	DEF	TOT	AST	PF-DQ	STL	TO	BLK	PTS	AVG	HI
Crawford	1-1	44	10-22	.455	5-9	.556	4-7	.571	0	2	2	7	1-0	0	2	0	29	29.0	29
Randolph	1-1	38	9-21	.429	0-3	.000	11-12	.917	6	13	19	0	3-0	1	3	0	29	29.0	29
Harrington	1-0	33	8-15	.533	4-6	.667	1-2	.500	0	5	5	0	2-0	4	1	0	21	21.0	21
Lee	2-1	63	12-17	.706	0-0	.000	8-11	.727	4	15	19	3	10-1	0	5	1	32	16.0	18
Robinson	2-0	60	10-31	.323	1-11	.091	6-8	.750	4	6	10	6	8-0	3	2	0	27	13.5	15
Duho	2-2	80	8-23	.348	3-12	.250	6-7	.857	4	5	9	14	2-0	2	7	0	25	12.5	18
Chandler	2-2	61	8-22	.364	1-8	.125	6-6	1.000	2	9	11	3	8-0	3	3	1	23	11.5	12
Richardson	2-2	52	6-17	.353	3-11	.273	1-1	1.000	1	3	4	2	10-1	1	1	0	16	8.0	11
Thomas	1-0	16	2-2	1.000	1-1	1.000	3-3	1.000	0	1	1	1	1-0	2	1	0	8	8.0	8
Jeffries	1-1	20	2-5	.400	0-0	.000	0-0	.000	0	2	2	0	1-0	0	0	0	4	4.0	4
Rose	1-0	12	0-2	.000	0-0	.000	1-2	.500	0	1	1	0	0-0	0	3	0	1	1.0	1
Collins	0-0	0	0-0	.000	0-0	.000	0-0	.000	0	0	0	0	0-0	0	0	0	0	0.0	0
Roberson	0-0	0	0-0	.000	0-0	.000	0-0	.000	0	0	0	0	0-0	0	0	0	0	0.0	0
Gallinari	0-0	0	0-0	.000	0-0	.000	0-0	.000	0	0	0	0	0-0	0	0	0	0	0.0	0
James	0-0	0	0-0	.000	0-0	.000	0-0	.000	0	0	0	0	0-0	0	0	0	0	0.0	0
KNICKERBOCKERS	2	480	75-177	.424	18-61	.295	47-59	.797	21	62	100	36	46-2	16	29	2	215	107.5	116
OKLAHOMA CITY	2	480	83-167	.497	6-23	.261	41-55	.745	21	77	112	46	44-1	14	35	12	213	106.5	107

2009-10 VS. KNICKS (ALL TIMES CENTRAL)

1/11/10	Monday	at Oklahoma City	7:00 p.m.
2/20/10	Saturday	at New York	6:30 p.m.

2008-09 VS. KNICKS

Date	Site	W/L	Score
11/14/08	New York	L	106-116
1/6/09	OKC	W	107-99

THUNDER VS. KNICKS ALL-TIME

YEAR	TOTAL	YEAR	TOTAL
1967-68	3-4	1987-88	2-0
1968-69	0-6	1988-89	1-1
1969-70	2-4	1989-90	1-1
1970-71	3-2	1990-91	1-1
1971-72	2-3	1991-92	0-2
1972-73	0-4	1992-93	1-1
1973-74	0-4	1993-94	1-1
1974-75	2-2	1994-95	2-0
1975-76	4-0	1995-96	1-1
1976-77	2-1	1996-97	2-0
1977-78	1-2	1997-98	1-1
1978-79	2-2	1998-99	Did Not Play
1979-80	2-0	1999-00	0-2
1980-81	0-2	2000-01	1-1
1981-82	2-0	2004-05	2-0
1982-83	1-1	2005-06	0-2
1983-84	1-1	2006-07	1-1
1984-85	0-2	2007-08	2-0
1985-86	1-1	2008-09	1-1
1986-87	2-0	Totals	52-61



ORLANDO MAGIC

ORLANDO MAGIC
8701 Maitland Summit Blvd.
Orlando, FL 32810 • 407-916-2400

Stan Van Gundy
Head Coach



DIRECTORY

Chairman: Rich DeVos
General Manager: Otis Smith
Head Coach: Stan Van Gundy
Assistant Coaches: Brendan Malone, Patrick Ewing, Steve Clifford, Bob Beyer
Athletic Trainer: Tom Smith
Vice President of Communications: Joel Glass
Director of Communications: George Galante
Assistant Director of Communications: Trish Wingerson
Communications Coordinators: Jason Wallace, Melanie Curtsinger

2009-10 VS. MAGIC (ALL TIMES CENTRAL)

11/8/09 Sunday at Oklahoma City 6:00 p.m.
 11/18/09 Wednesday at Orlando 6:00 p.m.

2008-09 VS. MAGIC

Date	Site	W/L	Score
11/12/08	OKC	L	92-109
12/5/08	Orlando	L	89-98

THUNDER VS. MAGIC ALL-TIME

YEAR	TOTAL	YEAR	TOTAL
1989-90	2-0	2000-01	1-1
1990-91	3-1	2001-02	2-0
1991-92	1-1	2002-03	0-2
1992-93	2-0	2003-04	2-0
1993-94	1-1	2004-05	1-1
1994-95	2-0	2005-06	1-1
1995-96	1-1	2006-07	0-2
1996-97	1-1	2007-08	0-2
1997-98	1-1	2008-09	0-2
1998-99	Did Not Play	Totals	22-18
1999-00	1-1		

GENERAL INFORMATION

Home Court: Amway Arena (17,461)
Radio: WDBO (580 AM), WONQ (1030 AM - Spanish)
 Dennis Neumann, Richie Adubatu, Joey Colon
Television: Sun Sports/FOX Sports Florida
 David Steele, Matt Goukas
Team Colors: Blue, Silver, Black

LARGEST WINNING MARGIN

OKC: 40 12/17/94 at Seattle 124-84
 Orlando: 31 2/18/94 at Orlando 93-124

CURRENT STREAKS VS. MAGIC

SITE	LAST WIN	SCORE	LAST LOSS	SCORE	STREAK
At Home	1/11/06	113-104	11/12/08	92-109	Lost 3
At Orlando	3/13/04	115-101	12/5/08	89-98	Lost 5
Overall	1/11/06	113-104	11/28/07	94-110	Lost 7

2008-2009 SEASON SERIES (0-2) OKLAHOMA CITY VS. ORLANDO

PLAYER	G-SS	MIN	FG-FGA	PCT	3FG-FGA	PCT	FT-FTA	PCT	OFF	DEF	TOT	AST	PF-DQ	STL	TO	BLK	PTS	AVG	HI
Green	2-2	78	11-25	.440	3-8	.375	9-12	.750	0	17	17	3	5-0	1	5	0	34	17.0	25
Westbrook	2-1	64	11-33	.333	1-4	.250	9-12	.750	9	5	14	9	6-0	2	8	1	32	16.0	19
Durant	1-1	39	5-18	.278	1-2	.500	5-6	.833	4	6	10	3	1-0	1	2	1	16	16.0	16
Watson	2-1	52	10-21	.476	1-2	.500	2-5	.400	2	5	7	11	4-0	0	4	0	23	11.5	12
Petro	2-1	30	11-15	.733	0-0	.000	1-1	1.000	1	3	4	0	5-0	2	1	0	23	11.5	15
Wilcox	1-1	25	5-10	.500	0-0	.000	1-2	.500	3	2	5	1	3-0	3	2	0	11	11.0	11
Mason	2-1	59	7-17	.412	0-0	.000	2-2	1.000	1	3	4	1	6-0	1	3	1	16	8.0	12
Wilkins	2-1	39	2-11	.182	0-3	.000	2-2	1.000	0	7	7	4	1-0	0	2	1	6	3.0	4
Smith	2-0	36	3-11	.273	0-0	.000	0-0	.000	0	6	6	1	1-0	0	0	1	6	3.0	6
Collison	2-1	34	2-7	.286	0-0	.000	2-2	1.000	1	9	10	0	7-0	1	1	2	6	3.0	6
Swift	1-0	18	1-3	.333	0-0	.000	1-2	.500	1	6	7	0	2-0	0	0	1	3	3.0	3
Weaver	1-0	2	1-2	.500	0-1	.000	0-0	.000	0	0	0	1	0-0	0	1	0	2	2.0	2
Hill	1-0	2	1-1	1.000	0-0	.000	0-0	.000	2	1	3	0	0-0	0	0	0	2	2.0	2
Sene	1-0	4	0-0	.000	0-0	.000	1-2	.500	0	2	2	0	0-0	0	0	0	1	1.0	1
OKLAHOMA CITY	2	480	70-174	.402	6-20	.300	35-48	.729	24	72	118	34	41-0	11	30	8	181	90.5	92
MAGIC	2	480	79-175	.451	20-49	.408	29-43	.674	22	73	109	38	40-0	16	25	24	207	103.5	109

2008-2009 SEASON SERIES (2-0) ORLANDO MAGIC VS. OKLAHOMA CITY

PLAYER	G-SS	MIN	FG-FGA	PCT	3FG-FGA	PCT	FT-FTA	PCT	OFF	DEF	TOT	AST	PF-DQ	STL	TO	BLK	PTS	AVG	HI
Howard	2-2	77	19-38	.500	0-0	.000	13-26	.500	15	27	42	3	6-0	0	4	16	51	25.5	30
Pietrus	1-1	33	5-10	.500	2-5	.400	5-5	1.000	0	5	5	0	0-0	0	1	1	17	17.0	17
Nelson	2-2	64	13-22	.591	6-8	.750	0-0	.000	1	11	12	11	7-0	4	3	0	32	16.0	17
Turkoglu	2-2	73	8-30	.267	3-12	.250	9-9	1.000	0	4	4	14	5-0	1	5	1	28	14.0	15
Lewis	2-2	72	11-30	.367	2-11	.182	0-1	.000	0	9	9	0	6-0	2	6	2	24	12.0	13
Bogans	2-0	37	4-9	.444	4-8	.500	0-0	.000	0	4	4	0	1-0	2	0	0	12	6.0	9
Battie	2-0	37	6-11	.545	0-0	.000	0-0	.000	5	8	13	0	5-0	1	2	1	12	6.0	8
Johnson	2-0	32	5-9	.556	1-1	1.000	0-0	.000	0	1	1	8	6-0	2	0	0	11	5.5	7
Lee	2-0	24	4-6	.667	1-1	1.000	1-1	1.000	0	2	2	0	1-0	3	0	0	10	5.0	6
Redick	2-1	22	3-7	.429	1-2	.500	1-1	1.000	0	1	1	2	1-0	0	1	0	8	4.0	8
Cook	1-0	4	1-2	.500	0-1	.000	0-0	.000	0	0	0	1-0	0	1	0	2	2.0	2	
Gortat	1-0	3	0-1	.000	0-0	.000	0-0	.000	1	1	2	0	1-0	1	1	3	0	0	0
Foye	1-0	2	0-0	.000	0-0	.000	0-0	.000	0	0	0	0	0-0	0	0	0	0	0	0
Richardson	0-0	0	0-0	.000	0-0	.000	0-0	.000	0	0	0	0	0-0	0	0	0	0	0	0
MAGIC	2	480	79-175	.451	20-49	.408	29-43	.674	22	73	109	38	40-0	16	25	24	207	103.5	109
OKLAHOMA CITY	2	480	70-174	.402	6-20	.300	35-48	.729	24	72	118	34	41-0	11	30	8	181	90.5	92



PHILADELPHIA 76ers

PHILADELPHIA 76ERS
3601 South Broad Street
Philadelphia, PA 19148 • 215-339-7600

Eddie Jordan
Head Coach



DIRECTORY

Chairman: Ed Snider
President & General Manager: Ed Stefanski
Senior VP/Assistant General Manager: Tony DiLeo
Head Coach: Eddie Jordan
Associate Head Coach: Mike O'Koren
Assistant Coaches: Randy Ayers, Jim Lynam, Aaron McKie
Head Athletic Trainer: Kevin Johnson
Director of Public Relations: Michael Preston
Public Relations Coordinators: Sean McCloskey, Rebecca Goodman

2008-09 VS. 76ERS (ALL TIMES CENTRAL)

12/2/09 Wednesday at Oklahoma City 7:00 p.m.
 3/30/09 Tuesday at Philadelphia 6:00 p.m.

2007-08 VS. 76ERS

Date	Site	W/L	Score
11/15/08	Philadelphia	L	85-110
3/8/09	OKC	W	89-74

THUNDER VS. 76ERS ALL-TIME

YEAR	TOTAL	YEAR	TOTAL
1967-68	0-7	1989-90	1-1
1968-69	0-6	1990-91	1-1
1969-70	6-0	1991-92	0-2
1970-71	2-3	1992-93	1-1
1971-72	1-4	1993-94	2-0
1972-73	3-1	1994-95	2-0
1973-74	4-0	1995-96	2-0
1974-75	2-2	1996-97	2-0
1975-76	2-2	1997-98	2-0
1976-77	2-2	1998-99	1-0
1977-78	1-3	1999-00	0-2
1978-79	3-1	2000-01	1-1
1979-80	1-1	2001-02	1-1
1980-81	0-2	2002-03	1-1
1981-82	0-2	2003-04	1-1
1982-83	0-2	2004-05	1-1
1983-84	1-1	2005-06	1-1
1984-85	0-2	2006-07	0-2
1985-86	1-1	2007-08	0-2
1986-87	0-2	2008-09	1-1
1987-88	1-1	Totals	52-63
1988-89	1-1		

GENERAL INFORMATION

Home Court: Wachovia Center (20,318)
Radio: WIP (610 AM)
 Tom McGinnis
Television: Comcast SportsNet, CW-57
 Mark Zumoff, Ed Pinckney
Team Colors: Red, White, Blue

LARGEST WINNING MARGIN

OKC: 56 3/6/93 at Seattle 149-93
 Philadelphia: 38 12/20/67 at Seattle 122-160

CURRENT STREAKS VS. 76ERS

SITE	LAST WIN	SCORE	LAST LOSS	SCORE	STREAK
At Home	3/8/09	85-110	12/31/07	90-98	Won 1
At Philadelphia	12/28/04	103-95	11/15/08	85-110	Lost 4
Overall	3/8/09	85-110	11/15/08	85-110	Won 1

2008-2009 SEASON SERIES (1-1) OKLAHOMA CITY VS. PHILADELPHIA

PLAYER	G-GS	MIN	FG-FGA	PCT	3FG-FGA	PCT	FT-FTA	PCT	OFF	DEF	TOT	AST	PF-DO	STL	TO	BLK	PTS	AVG	HI
Green	1-1	34	10-15	.667	1-3	.333	0-0	.000	0	0	0	0	1-0	3	1	1	21	21.0	21
Krstic	1-1	38	10-13	.769	0-0	.000	0-0	.000	2	6	8	2	2-0	2	1	1	20	20.0	20
Rose	1-0	25	5-10	.500	0-0	.000	4-6	.667	1	6	7	1	4-0	2	3	0	14	14.0	14
Durant	1-1	30	6-18	.333	0-0	.000	1-4	.250	3	0	3	1	0-0	0	5	0	13	13.0	13
Westbrook	2-1	55	8-23	.348	1-3	.333	7-8	.875	2	6	8	9	8-0	2	8	1	24	12.0	13
Sefolosha	1-1	39	2-8	.250	0-0	.000	5-7	.714	0	2	2	3	2-0	3	1	2	9	9.0	9
Petro	1-0	26	3-10	.300	0-1	.000	3-4	.750	4	8	12	1	5-0	4	1	0	9	9.0	9
Weaver	2-1	37	7-12	.583	0-1	.000	2-3	.667	1	1	2	4	2-0	1	2	2	16	8.0	10
Watson	2-1	53	6-14	.429	1-4	.250	2-2	1.000	2	3	5	7	6-0	2	6	0	15	7.5	11
Collison	2-2	57	3-15	.200	0-0	.000	8-8	1.000	4	13	17	2	4-0	3	4	2	14	7.0	12
Sene	1-0	6	3-4	.750	0-0	.000	0-0	.000	1	2	3	0	0-0	0	1	0	6	6.0	6
Mason	1-0	22	2-5	.400	0-0	.000	0-0	.000	1	5	6	0	0-0	0	1	0	4	4.0	4
Smith	1-0	18	2-5	.400	0-0	.000	0-0	.000	1	6	7	0	1-0	0	1	1	4	4.0	4
Wilkins	2-0	26	2-6	.333	1-4	.250	0-0	.000	0	2	2	2	2-0	0	1	0	5	2.5	3
Swift	1-1	14	0-1	.000	0-0	.000	0-0	.000	0	1	1	0	2-0	0	0	0	0	0.0	0
Atkins	0-0	0	0-0	.000	0-0	.000	0-0	.000	0	0	0	0	0-0	0	0	0	0	0.0	0
OKLAHOMA CITY	2	480	69-159	.434	4-16	.250	32-42	.762	22	64	102	36	39-0	22	40	10	174	87.0	89
76ERS	2	480	73-167	.437	9-27	.333	29-48	.604	28	63	111	40	33-0	16	35	9	184	92.0	110

2008-2009 SEASON SERIES (1-1) PHILADELPHIA 76ERS VS. OKLAHOMA CITY

PLAYER	G-GS	MIN	FG-FGA	PCT	3FG-FGA	PCT	FT-FTA	PCT	OFF	DEF	TOT	AST	PF-DO	STL	TO	BLK	PTS	AVG	HI
Young	2-2	71	18-33	.545	3-7	.429	4-4	1.000	2	7	9	2	1-0	3	4	0	43	21.5	23
Brand	1-1	27	5-14	.357	0-0	.000	5-8	.625	1	3	4	5	1-0	1	1	2	15	15.0	15
Miller	2-2	66	9-19	.474	0-2	.000	8-10	.800	4	6	10	12	5-0	5	4	0	26	13.0	20
Iguodala	2-2	73	10-25	.400	1-5	.200	3-6	.500	3	10	13	8	2-0	2	6	2	24	12.0	15
Speights	2-0	44	7-14	.500	0-0	.000	3-7	.429	7	7	14	0	5-0	0	2	0	17	8.5	9
Dalembert	2-2	49	6-11	.545	0-0	.000	1-2	.500	4	15	19	0	3-0	0	2	4	13	6.5	13
Williams	2-0	42	4-19	.211	0-1	.000	3-9	.333	0	4	4	6	3-0	2	9	0	11	5.5	8
Rush	1-0	8	2-3	.667	1-1	1.000	0-0	.000	0	1	1	1	0-0	0	0	0	5	5.0	5
Marshall	1-0	7	2-4	.500	1-2	.500	0-0	.000	0	1	1	1	0-0	0	0	0	5	5.0	5
Green	2-1	41	4-14	.286	1-3	.333	0-0	.000	2	3	5	3	6-0	3	2	0	9	4.5	7
Ivey	2-0	22	3-6	.500	2-3	.667	0-0	.000	0	2	2	1	1-0	0	0	3	8	4.0	5
Evans	2-0	20	2-4	.500	0-0	.000	2-2	1.000	5	3	8	1	2-0	0	1	1	6	3.0	6
Ratiff	1-0	10	1-1	1.000	0-0	.000	0-0	.000	0	1	1	0	4-0	0	0	0	2	2.0	2
76ERS	2	480	73-167	.437	9-27	.333	29-48	.604	28	63	111	40	33-0	16	35	9	184	92.0	110
OKLAHOMA CITY	2	480	69-159	.434	4-16	.250	32-42	.762	22	64	102	36	39-0	22	40	10	174	87.0	89



PHOENIX SUNS

PHOENIX SUNS
201 E. Jefferson Street
Phoenix, AZ 85004 • 602-379-7900



Alvin Gentry
Head Coach

DIRECTORY

Managing Partner: Robert Sarver
President of Basketball Operations/GM: Steve Kerr
EVP of Basketball Operations/Head Coach: Alvin Gentry
Assistant Coaches: Bill Cartwright, Dan Majerle, Igor Kokoskov
Head Athletic Trainer: Aaron Nelson
Vice President, Basketball Communications: Julie Fie
Managers, Basketball Communications: DC Headley, Vince Kozar
Assistant to VP Basketball Communications: Sherry Reed

2009-10 VS. SUNS (ALL TIMES CENTRAL)

12/23/08	Wednesday	at Phoenix	8:00 p.m.
2/23/09	Tuesday	at Oklahoma City	7:00 p.m.
4/9/09	Friday	at Phoenix	7:00 p.m.

2007-08 VS. SUNS

Date	Site	W/L	Score
11/25/08	OKC	L	99-106
12/29/08	OKC	L	96-104
2/20/09	Phoenix	L	99-103
3/14/09	Phoenix	L	98-110

THUNDER VS. SUNS ALL-TIME

YEAR	TOTAL	YEAR	TOTAL
1968-69	3-3	1989-90	2-3
1969-70	3-4	1990-91	2-3
1970-71	2-3	1991-92	2-3
1971-72	2-3	1992-93	3-2
1972-73	2-4	1993-94	3-2
1973-74	3-4	1994-95	1-4
1974-75	3-4	1995-96	4-0
1975-76	3-4	1996-97	2-2
1976-77	1-3	1997-98	2-2
1977-78	2-2	1998-99	0-3
1978-79	3-1	1999-00	2-2
1979-80	2-4	2000-01	1-3
1980-81	1-5	2001-02	2-2
1981-82	3-3	2002-03	3-1
1982-83	1-5	2003-04	2-2
1983-84	4-2	2004-05	1-2
1984-85	1-5	2005-06	2-2
1985-86	1-5	2006-07	1-2
1986-87	5-1	2007-08	0-4
1987-88	4-2	2008-09	0-4
1988-89	1-4	Totals	85-119

GENERAL INFORMATION

Home Court: US Airways Center (18,422)
Radio: KTAR (620 AM), KSUN (1400 AM – Spanish)
 Al McCoy, Tim Kempton, Gerardo Romo, Arturo Ochoa
Television: MY45, FSN Arizona
 Tom Leander, Eddie Johnson, Scott Williams, Gary Bender
Team Colors: Purple, Orange, Black

LARGEST WINNING MARGIN

OKC:	44	4/2/88	at Seattle	151-107
Phoenix:	30	12/25/71	at Phoenix	86-116

CURRENT STREAKS VS. SUNS

SITE	LAST WIN	SCORE	LAST LOSS	SCORE	STREAK
At Home	2/14/07	114-90	12/29/08	102-110	Lost 4
At Phoenix	1/22/06	152-149 (2OT)	3/14/09	95-106	Lost 6
Overall	2/14/07	114-90	3/14/09	95-106	Lost 9

2008-2009 SEASON SERIES (0-4) OKLAHOMA CITY VS. PHOENIX

PLAYER	G-GS	MIN	FG-FGA	PCT	3FG-FGA	PCT	FT-FTA	PCT	OFF	DEF	TOT	AST	PF-QD	STL	TO	BLK	PTS	AVG	HI
Durant	4-4	161	35-79	.443	7-18	.389	27-30	.900	2	24	26	12	5-0	5	10	2	104	26.0	35
Westbrook	4-3	135	30-54	.556	6-8	.750	19-23	.826	8	12	20	25	13-0	4	19	0	85	21.3	31
Green	4-4	158	21-51	.412	1-8	.125	19-21	.905	15	26	41	7	10-0	8	12	2	62	15.5	22
Kristic	2-2	54	13-24	.542	0-0	.000	2-2	1.000	3	6	9	1	7-0	1	3	1	28	14.0	16
Wilcox	2-0	45	11-21	.524	0-1	.000	4-7	.571	3	5	8	2	7-0	1	4	0	26	13.0	18
Mason	1-1	36	6-11	.545	0-0	.000	0-2	.000	1	1	2	2	4-0	1	1	1	12	12.0	12
Sefolosha	1-1	34	5-9	.556	0-2	.000	1-2	.500	4	4	8	1	2-0	3	2	0	11	11.0	11
Wilkins	2-1	36	5-17	.294	4-5	.800	2-2	1.000	2	1	3	6	3-0	2	3	0	16	8.0	10
Collison	4-1	73	12-22	.545	0-0	.000	1-3	.333	9	6	15	3	17-1	3	4	4	25	6.3	14
Swift	1-1	21	3-5	.600	0-0	.000	0-0	.000	1	5	6	1	4-0	1	0	1	6	6.0	6
Watson	3-1	83	5-17	.294	2-5	.400	2-2	1.000	1	8	9	20	4-0	3	5	1	14	4.7	12
Weaver	3-1	62	4-7	.571	3-6	.500	1-2	.500	0	4	4	8	4-0	0	6	2	12	4.0	6
Smith	1-0	17	2-8	.250	0-1	.000	0-0	.000	3	3	6	0	0-0	1	0	4	4.0	4	
Atkins	2-0	35	2-8	.250	2-4	.500	0-0	.000	0	1	1	4	6-0	1	1	0	6	3.0	3
Petro	1-0	5	1-1	1.000	0-0	.000	0-0	.000	1	0	1	1	2-0	1	0	2	2.0	2	
Rose	1-0	6	0-0	.000	0-0	.000	0-0	.000	0	1	1	1	3-0	0	0	0	0	0.0	0
Sene	0-0	0	0-0	.000	0-0	.000	0-0	.000	0	0	0	0	0-0	0	0	0	0	0.0	0
OKLAHOMA CITY	4	960	155-334	.464	25-58	.431	78-96	.813	53	107	194	93	91-1	33	74	14	413	103.3	118
SUNS	4	960	173-328	.527	36-84	.429	73-95	.768	46	106	180	97	83-4	40	58	18	455	113.8	140

2008-2009 SEASON SERIES (4-0) PHOENIX SUNS VS. OKLAHOMA CITY

PLAYER	G-GS	MIN	FG-FGA	PCT	3FG-FGA	PCT	FT-FTA	PCT	OFF	DEF	TOT	AST	PF-QD	STL	TO	BLK	PTS	AVG	HI
O'Neal	3-3	87	22-33	.667	0-0	.000	18-27	.667	9	16	25	6	7-0	2	3	3	62	20.7	28
Richardson	3-3	95	25-49	.510	6-10	.600	4-4	1.000	4	8	12	7	3-0	2	5	1	60	20.0	34
Barbosa	4-1	118	28-49	.571	8-18	.444	13-14	.929	2	15	17	14	9-0	13	4	0	77	19.3	41
Stoudemire	2-2	61	15-23	.652	1-1	1.000	5-6	.833	1	7	8	7	9-1	0	5	1	36	18.0	22
Barnes	4-2	114	21-45	.467	9-21	.429	8-9	.889	5	14	19	17	9-0	8	10	1	59	14.8	19
Nash	4-4	123	21-37	.568	5-14	.357	4-4	1.000	1	11	12	33	2-0	4	15	0	51	12.8	20
Diaw	1-0	28	5-10	.500	1-3	.333	0-0	.000	2	4	6	2	3-0	0	4	0	11	11.0	11
Hill	4-3	112	14-26	.538	2-4	.500	7-8	.875	5	10	15	4	5-0	3	4	3	37	9.3	16
Bell	1-1	35	3-8	.375	0-2	.000	0-0	.000	0	2	2	0	4-0	2	0	0	6	6.0	6
Dudley	3-0	48	5-13	.385	1-4	.250	5-8	.625	8	7	15	2	5-0	2	2	1	16	5.3	9
Dragic	2-0	24	2-8	.250	1-2	.500	2-2	1.000	2	3	5	3	2-0	1	2	0	7	3.5	5
Lopez	4-1	42	5-8	.625	0-0	.000	3-5	.600	3	5	8	0	5-0	2	2	5	13	3.3	11
Brown	1-0	13	1-3	.333	1-2	.500	0-0	.000	0	0	0	1	3-0	0	0	0	3	3.0	3
Tucker	1-0	10	1-4	.250	0-1	.000	1-2	.500	1	0	1	0	2-0	0	0	0	3	3.0	3
Singletary	1-0	5	1-3	.333	1-1	1.000	0-0	.000	0	0	0	0	0-0	1	0	0	3	3.0	3
Amundson	4-0	43	4-9	.444	0-1	.000	3-6	.500	3	4	7	1	14-0	1	2	3	11	2.8	3
Sims	0-0	0	0-0	.000	0-0	.000	0-0	.000	0	0	0	0	0-0	0	0	0	0	0.0	0
Swift	0-0	0	0-0	.000	0-0	.000	0-0	.000	0	0	0	0	0-0	0	0	0	0	0.0	0
SUNS	4	960	173-328	.527	36-84	.429	73-95	.768	46	106	180	97	83-4	40	58	18	455	113.8	140
OKLAHOMA CITY	4	960	155-334	.464	25-58	.431	78-96	.813	53	107	194	93	91-1	33	74	14	413	103.3	118



PORTLAND TRAIL BLAZERS

PORTLAND TRAIL BLAZERS
One Center Court, Suite 200
Portland, OR 97227 • 503-234-9291

Nate McMillan
Head Coach



DIRECTORY

Owner: Paul Allen
General Manager: Kevin Pritchard
Head Coach: Nate McMillan
Lead Assistant Coach: Dean Demopoulos
Assistant Coaches: Monty Williams, Maurice Lucas, Joe Prunty, Bill Bayno
Head Athletic Trainer: Jay Jensen
Vice President of Communications: Cheri Hanson
Director of Sports Communications: Jim Taylor
Sports Communications Manager: Collin Romer

2009-10 VS. TRAIL BLAZERS (ALL TIMES CENTRAL)

11/1/09	Sunday	at Oklahoma City	6:00 p.m.
2/9/10	Tuesday	at Portland	9:00 p.m.
3/28/10	Sunday	at Oklahoma City	6:00 p.m.
4/12/10	Monday	at Portland	9:00 p.m.

2008-09 VS. TRAIL BLAZERS

Date	Site	W/L	Score
2/6/09	OKC	L	79-89
2/11/09	Portland	L	88-92
4/3/09	OKC	W	99-87
4/13/09	Portland	W	97-84

THUNDER VS. TRAIL BLAZERS ALL-TIME

YEAR	TOTAL	YEAR	TOTAL
1970-71	4-2	1990-91	0-4
1971-72	6-0	1991-92	1-4
1972-73	4-3	1992-93	3-2
1973-74	3-3	1993-94	4-1
1974-75	6-2	1994-95	3-2
1975-76	3-3	1995-96	3-1
1976-77	1-3	1996-97	3-1
1977-78	1-3	1997-98	4-0
1978-79	3-1	1998-99	2-2
1979-80	5-1	1999-00	0-4
1980-81	2-4	2000-01	2-2
1981-82	3-3	2001-02	1-3
1982-83	3-3	2002-03	0-4
1983-84	2-4	2003-04	2-2
1984-85	2-4	2004-05	3-1
1985-86	1-5	2005-06	3-1
1986-87	2-4	2006-07	2-2
1987-88	3-3	2007-08	2-2
1988-89	4-2	2008-09	1-3
1989-90	2-3	Totals	99-97

GENERAL INFORMATION

Home Court: Rose Garden Arena (19,980)
Radio: The Game (95.5 FM)
Brian Wheeler, Antonio Harvey
Television: KGW (Channel 8), Comcast SportsNet
Mike Barrett, Mike Rice
Team Colors: Scarlet, Black, White

LARGEST WINNING MARGIN

OKC:	39	4/2/06	at Seattle	122-83
Portland:	35	4/28/99	at Portland	84-119

CURRENT STREAKS VS. TRAIL BLAZERS

SITE	LAST WIN	SCORE	LAST LOSS	SCORE	STREAK
At Home	2/6/09	102-93	4/3/09	72-107	Lost 1
At Portland	3/18/07	95-77	4/13/09	83-113	Lost 5
Overall	2/6/09	102-93	4/13/09	83-113	Lost 3

2008-2009 SEASON SERIES (1-3) OKLAHOMA CITY VS. PORTLAND

PLAYER	G-GS	MIN	FG-FGA	PCT	3FG-FGA	PCT	FT-FTA	PCT	OFF	DEF	TOT	AST	PF-FO	STL	TO	BLK	PTS	AVG	HI
Durant	4-4	139	27-68	.397	1-7	.143	19-23	.826	2	15	17	9	8-0	5	8	3	74	18.5	31
Green	4-4	139	23-54	.426	2-7	.286	7-10	.700	4	18	22	4	12-0	5	4	0	55	13.8	20
Westbrook	4-4	129	15-48	.313	1-6	.167	23-28	.821	12	16	28	17	6-0	5	12	2	54	13.5	21
Watson	3-0	87	12-26	.462	1-3	.333	9-9	1.000	2	8	10	21	4-0	2	11	0	34	11.3	16
Wilcox	1-0	17	5-10	.500	0-0	.000	1-2	.500	2	2	4	1	0-0	0	0	0	11	11.0	11
Collison	4-2	93	14-27	.519	0-0	.000	9-9	1.000	9	15	24	4	13-0	3	2	4	37	9.3	21
Livingston	2-0	46	6-9	.667	0-0	.000	4-4	1.000	0	3	3	3	0-0	0	1	1	16	8.0	10
Rose	1-0	22	3-7	.429	0-1	.000	2-2	1.000	1	1	2	1	2-0	1	3	0	8	8.0	8
Kristic	3-2	68	10-23	.435	0-0	.000	1-2	.500	4	7	11	1	6-0	1	1	4	21	7.0	11
Smith	1-0	20	3-6	.500	0-0	.000	0-2	.000	1	5	6	2	1-0	0	1	1	6	6.0	6
White	1-0	18	2-6	.333	0-0	.000	1-2	.500	1	2	3	1	3-0	0	0	0	5	5.0	5
Sefolosha	1-1	33	2-7	.286	0-2	.000	0-0	.000	0	3	3	2	4-0	3	1	2	4	4.0	4
Atkins	2-0	31	3-8	.375	1-4	.250	0-0	.000	0	1	1	5	0-0	0	0	0	7	3.5	7
Swift	2-0	25	3-5	.600	0-0	.000	0-0	.000	2	2	4	0	4-0	0	1	3	6	3.0	4
Wilkins	1-0	3	1-2	.500	0-0	.000	0-0	.000	0	0	0	0	0-0	0	0	0	3	3.0	3
Weaver	3-3	89	3-12	.250	0-0	.000	2-2	1.000	2	6	8	8	6-0	2	1	1	8	2.7	4
Sene	0-0	0	0-0	.000	0-0	.000	0-0	.000	0	0	0	0	0-0	0	0	0	0	0.0	0
OKLAHOMA CITY	4	960	132-318	.415	7-37	.189	78-95	.821	42	104	174	79	69-0	27	48	21	349	87.3	113
TRAIL BLAZERS	4	960	166-345	.481	27-68	.397	60-83	.723	58	138	231	90	81-0	25	49	19	419	104.8	102

2008-2009 SEASON SERIES (3-1) PORTLAND TRAIL BLAZERS VS. OKLAHOMA CITY

PLAYER	G-GS	MIN	FG-FGA	PCT	3FG-FGA	PCT	FT-FTA	PCT	OFF	DEF	TOT	AST	PF-FO	STL	TO	BLK	PTS	AVG	HI
Roy	4-4	132	32-67	.478	6-10	.600	19-23	.826	5	18	23	14	5-0	0	4	0	89	22.3	32
Outlaw	4-1	119	29-51	.569	4-14	.286	9-15	.600	3	10	13	6	7-0	4	8	1	71	17.8	21
Aldridge	4-4	144	30-58	.517	0-1	.000	9-12	.750	16	26	42	9	11-0	4	7	5	69	17.3	35
Oden	4-2	77	19-32	.594	0-0	.000	6-10	.600	12	17	29	3	16-0	1	7	4	44	11.0	16
Blake	2-2	54	9-22	.409	3-9	.333	0-0	.000	1	6	7	16	4-0	2	2	0	21	10.5	14
Frye	2-0	31	8-14	.571	1-2	.500	0-0	.000	2	5	7	0	1-0	0	0	0	17	8.5	11
Fernandez	4-0	92	9-28	.321	7-22	.318	5-7	.714	0	10	10	10	11-0	5	3	0	30	7.5	14
Rodriguez	4-2	84	10-18	.556	3-4	.750	4-5	.800	2	10	12	16	9-0	3	10	1	27	6.8	8
Bayless	4-0	71	7-23	.304	0-1	.000	5-8	.625	2	0	2	13	4-0	1	3	0	19	4.8	12
Batum	3-3	59	6-13	.462	3-6	.500	0-0	.000	3	2	5	2	3-0	3	2	2	13	4.3	8
Przybilla	4-2	88	6-17	.353	0-0	.000	3-3	1.000	10	32	42	1	8-0	1	3	5	15	3.8	6
Ruffin	2-0	10	2-2	1.000	0-0	.000	0-0	.000	2	2	4	0	2-0	1	0	1	4	2.0	4
Randolph	0-0	0	0-0	.000	0-0	.000	0-0	.000	0	0	0	0	0-0	0	0	0	0	0.0	0
Diogu	0-0	0	0-0	.000	0-0	.000	0-0	.000	0	0	0	0	0-0	0	0	0	0	0.0	0
TRAIL BLAZERS	4	960	166-345	.481	27-68	.397	60-83	.723	58	138	231	90	81-0	25	49	19	419	104.8	113
OKLAHOMA CITY	4	960	132-318	.415	7-37	.189	78-95	.821	42	104	174	79	69-0	27	48	21	349	87.3	102



SACRAMENTO KINGS

SACRAMENTO KINGS
One Sports Parkway
Sacramento, CA 95834 • 916-455-4647

Paul Westphal
Head Coach



DIRECTORY

Ownership: Maloof Sports and Entertainment
President, Basketball Operations: Geoff Petrie
Head Coach: Paul Westphal
Assistant Coaches: Jim Eyer, Mario Elie, Truck Robinson, Bryan Gates, Pete Carril, Shareef Abdur-Rahim
Athletic Trainer: Pete Youngman
V.P. of Media Relations/Basketball Ops.: Troy Hanson
Exec. Dir. of Media Relations/Basketball Ops.: Darrin May
Manager, Basketball Information: Darryl Arata
Manager, Media Relations/Web Content: Devin Blankenship
Media Relations Coordinator: Chris Clark
Media Relations Assistant: Heather Smith

2009-10 VS. KINGS (ALL TIMES CENTRAL)

10/28/09	Wednesday	at Oklahoma City	7:00 p.m.
11/10/09	Tuesday	at Sacramento	6:00 p.m.
3/2/10	Tuesday	at Oklahoma City	7:00 p.m.
3/7/10	Sunday	at Sacramento	8:00 p.m.

2008-09 VS. KINGS

Date	Site	W/L	Score
2/1/09	Sacramento	L	118-122 (OT)
2/8/09	OKC	W	116-113
3/10/09	Sacramento	W	99-98

THUNDER VS. KINGS ALL-TIME

YEAR	TOTAL	YEAR	TOTAL
1967-68	1-6	1991-92	4-1
1968-69	3-3	1992-93	4-1
1969-70	2-4	1993-94	5-0
1973-74	4-2	1994-95	2-3
1974-75	3-1	1995-96	4-0
1975-76	3-2	1996-97	3-1
1976-77	3-1	1997-98	3-1
1977-78	3-1	1998-99	2-2
1978-79	2-2	1999-00	2-2
1979-80	3-3	2000-01	2-2
1980-81	3-2	2001-02	2-2
1981-82	3-2	2002-03	1-3
1982-83	4-1	2003-04	1-3
1983-84	4-1	2004-05	3-1
1984-85	2-3	2005-06	1-3
1985-86	0-5	2006-07	1-2
1986-87	3-2	2007-08	1-3
1987-88	4-1	Totals	116-76
1988-89	5-1	vs. Cincinnati	18-11
1989-90	2-2	vs. K.C./Omaha	39-25
1990-91	4-1	vs. Sacramento	59-42

GENERAL INFORMATION

Home Court: ARCO Arena (17,317)
Radio: KHKT (1140 AM)
Gary Gerould
Television: News10 (ABC - Channel 10), Comcast SportsNet
Grant Napear, Jerry Reynolds
Team Colors: Purple, Black, Silver

LARGEST WINNING MARGIN

OKC: 35 12/20/90 at Sacramento 110-75
Sacramento: 33 2/18/00 at Sacramento 85-118

CURRENT STREAKS VS. KINGS

SITE	LAST WIN	SCORE	LAST LOSS	SCORE	STREAK
At Home	2/8/09	116-113	3/30/08	107-120	Won 1
At Sacramento	3/10/09	99-98	2/1/09	118-122	Won 1
Overall	3/10/09	99-98	2/1/09	118-122	Won 2

2008-2009 SEASON SERIES (2-1) OKLAHOMA CITY VS. SACRAMENTO

PLAYER	G-GS	MIN	FG-FGA	PCT	3FG-FGA	PCT	FT-FTA	PCT	OFF	DEF	TOT	AST	PF-DO	STL	TO	BLK	PTS	AVG	HI
Durant	2-2	36	29-48	60.4	5-8	62.5	9-10	90.0	1	11	12	6	2-0	0	5	3	72	36.0	39
Westbrook	3-3	117	20-52	38.5	1-7	14.3	26-30	86.7	1	7	18	20	8-0	3	14	1	67	22.3	34
Selofoiosa	3-3	117	23-49	46.9	1-7	14.3	18-21	85.7	10	16	26	10	12-0	4	10	1	65	21.7	28
Green	1-1	42	6-11	54.5	0-2	0.0	5-5	100.0	1	6	7	2	3-0	5	1	0	17	17.0	17
Collison	2-2	59	10-15	66.7	0-0	0.0	5-7	71.4	8	12	20	3	6-0	0	3	1	25	12.5	15
Rose	1-0	20	4-8	50.0	0-1	0.0	3-4	75.0	1	5	6	1	1-0	1	2	0	11	11.0	11
Krstic	3-1	74	11-26	42.3	0-0	0.0	6-7	85.7	8	13	21	1	6-0	1	6	5	28	9.3	14
Weaver	3-3	68	8-12	66.7	0-1	0.0	2-2	100.0	2	4	6	5	10-0	8	2	0	18	6.0	9
Alkins	1-0	17	2-6	33.3	1-3	33.3	1-2	50.0	0	0	0	0	2-0	0	2	0	6	6.0	6
Watson	3-0	94	7-18	38.9	1-4	25.0	0-0	0.0	2	9	11	11	6-0	1	5	0	15	5.0	9
Wilkins	1-0	11	2-7	28.6	1-4	25.0	0-0	0.0	2	0	2	0	0-0	0	0	0	5	5.0	5
Smith	1-0	18	1-4	25.0	0-0	0.0	2-2	100.0	0	5	5	0	1-0	1	0	4	4.0	4	
Swift	1-0	7	1-2	0.0	0-0	0.0	0-0	0.0	0	1	1	0	0-0	0	0	0	0	0.0	0
Wilcox	1-0	4	0-0	0.0	0-0	0.0	0-0	0.0	0	1	1	0	3-0	1	0	0	0	0.0	0
Sene	0-0	0	0-0	0.0	0-0	0.0	0-0	0.0	0	0	0	0	0-0	0	0	0	0	0.0	0
OKLAHOMA CITY	3	745	123-258	47.7	10-37	27.0	77-90	85.6	46	90	155	59	61-0	24	53	11	333	111.0	118
KINGS	3	745	126-260	49.2	26-61	42.6	51-64	79.7	34	79	138	71	72-2	25	49	16	333	111.0	122

2008-2009 SEASON SERIES (1-2) SACRAMENTO KINGS VS. OKLAHOMA CITY

PLAYER	G-GS	MIN	FG-FGA	PCT	3FG-FGA	PCT	FT-FTA	PCT	OFF	DEF	TOT	AST	PF-DO	STL	TO	BLK	PTS	AVG	HI
Udrih	1-1	38	11-14	78.6	4-4	100.0	3-4	75.0	1	5	6	3	2-0	2	0	1	29	29.0	29
Martin	3-3	123	22-51	43.1	5-12	41.7	23-27	85.2	2	12	14	5	5-0	6	5	0	72	24.0	37
Salmons	2-2	89	14-33	42.4	4-9	44.4	10-10	100.0	4	9	13	19	4-0	3	7	0	42	21.0	23
Hawes	3-3	103	23-41	56.1	1-5	20.0	1-3	33.3	11	12	23	11	14-0	1	9	3	48	16.0	20
Nocioni	1-1	44	7-17	41.2	1-1	100.0	0-0	0.0	0	7	7	2	5-0	2	2	0	16	16.0	16
Garcia	3-0	88	17-31	54.8	8-16	50.0	3-4	75.0	2	7	9	12	10-1	4	3	7	45	15.0	18
McCants	1-0	18	4-5	80.0	2-2	100.0	3-5	60.0	0	0	0	0	4-0	1	2	0	13	13.0	13
Thompson	3-3	91	12-26	46.0	0-0	0.0	4-6	66.7	8	10	18	4	13-1	3	9	0	28	9.3	0
Jackson	2-1	47	8-17	47.1	1-2	50.0	0-0	0.0	2	7	9	8	5-0	2	3	1	17	8.5	11
Solomon	1-0	21	3-7	42.9	0-0	0.0	0-0	0.0	0	1	1	3	0-0	0	0	0	6	6.0	6
Williams	2-0	33	4-10	40.0	0-1	0.0	2-2	100.0	2	5	7	2	4-0	0	3	3	10	5.0	8
Moore	2-0	25	2-3	66.7	0-0	0.0	0-0	0.0	0	1	1	1	3-0	0	0	0	5	2.5	2
Brown	2-1	25	1-6	16.7	0-2	0.0	0-0	0.0	0	1	1	1	3-0	0	2	0	2	1.0	2
Simmons	0-0	0	0-0	0.0	0-0	0.0	0-0	0.0	0	0	0	0	0-0	0	0	0	0	0.0	0
Douby	0-0	0	0-0	0.0	0-0	0.0	0-0	0.0	0	0	0	0	0-0	0	0	0	0	0.0	0
Thomas	0-0	0	0-0	0.0	0-0	0.0	0-0	0.0	0	0	0	0	0-0	0	0	0	0	0.0	0
Greene	0-0	0	0-0	0.0	0-0	0.0	0-0	0.0	0	0	0	0	0-0	0	0	0	0	0.0	0
Booth	0-0	0	0-0	0.0	0-0	0.0	0-0	0.0	0	0	0	0	0-0	0	0	0	0	0.0	0
Diogu	0-0	0	0-0	0.0	0-0	0.0	0-0	0.0	0	0	0	0	0-0	0	0	0	0	0.0	0
KINGS	3	745	128-260	49.2	26-61	42.6	51-64	79.7	34	79	138	71	72-2	25	49	16	333	111.0	122
OKLAHOMA CITY	3	745	123-258	47.7	10-37	27.0	77-90	85.6	46	90	155	59	61-0	24	53	11	333	111.0	118



SAN ANTONIO SPURS

SAN ANTONIO SPURS

One AT&T Center

San Antonio, TX 78219 • 210-444-5000

Gregg Popovich

Head Coach



DIRECTORY

Chairman and CEO: Peter M. Holt

President of Sports

Franchises/General Manager: R.C. Buford

President of Spurs

Basketball/Head Coach: Gregg Popovich

Assistant Coaches: Mike Budenholzer, Don Newman, Brett

Brown, Chip Engelland, Chad Forcier

Head Athletic Trainer: Will Sevensing

Director of Media Services: Tom James

Media Services Manager: Cliff Puchalski

Senior Media Services Coordinator: Kris Davis

2009-10 VS. SPURS (ALL TIMES CENTRAL)

11/14/08	Saturday	at San Antonio	7:30 p.m.
11/13/10	Wednesday	at Oklahoma City	7:00 p.m.
2/24/10	Wednesday	at San Antonio	7:30 p.m.
3/22/10	Monday	at Oklahoma City	7:00 p.m.

2008-09 VS. SPURS

Date	Site	W/L	Score
12/14/08	San Antonio	L	101-116
3/16/09	OKC	W	88-85
3/31/09	San Antonio	L	74-95
4/7/09	OKC	L	74-95

THUNDER VS. SPURS ALL-TIME

YEAR	TOTAL	YEAR	TOTAL
1976-77	1-3	1993-94	4-0
1977-78	2-2	1994-95	2-2
1978-79	2-2	1995-96	2-2
1979-80	1-1	1996-97	4-0
1980-81	2-3	1997-98	2-2
1981-82	1-4	1998-99	1-2
1982-83	4-1	1999-00	2-2
1983-84	3-2	2000-01	1-3
1984-85	1-4	2001-02	2-2
1985-86	3-2	2002-03	1-3
1986-87	4-1	2003-04	0-4
1987-88	2-3	2004-05	2-2
1988-89	4-0	2005-06	1-2
1989-90	1-3	2006-07	0-4
1990-91	1-3	2007-08	1-2
1991-92	1-3	2008-09	2-2
1992-93	1-3	Totals	61-74

GENERAL INFORMATION

Home Court: AT&T Center (18,797)

Radio: WOAI (1200 AM), KCOR (1350 AM - Spanish)

Bill Schoening, Paul Castro

Television: KENS (Channel 5), KMYS (Channel 35), FOX

Sports Net (Channel 26)

Bill Land, Sean Elliott, Andrew Monaco

Team Colors: Silver, Black, White

LARGEST WINNING MARGIN

OKC:	38	4/18/01	at Seattle	105-67
San Antonio:	41	3/25/07	at Seattle	79-120

CURRENT STREAKS VS. SPURS

SITE	LAST WIN	SCORE	LAST LOSS	SCORE	STREAK
At Home	3/16/09	78-76	4/7/09	89-99	Lost 1
At San Antonio	3/31/09	96-95	12/14/08	104-109	Won 1
Overall	3/31/09	96-95	4/7/09	89-99	Lost 1

2008-2009 SEASON SERIES (2-2) OKLAHOMA CITY VS. SAN ANTONIO

PLAYER	G-GS	MIN	FG-FGA	PCT	3FG-FGA	PCT	FT-FTA	PCT	OFF	DEF	TOT	AST	PF-DQ	STL	TO	BLK	PTS	AVG	HI
Durant	4-4	173	41-83	.494	5-11	.455	21-25	.840	1	30	31	13	3-0	4	7	4	108	27.0	31
Green	4-4	165	31-68	.456	5-13	.385	8-10	.800	0	16	16	10	4-0	3	4	0	75	18.8	33
Kristic	3-3	76	14-25	.560	0-0	.000	1-2	.500	7	12	19	3	10-0	0	2	1	29	9.7	16
Westbrook	4-4	121	14-44	.318	0-2	.000	8-12	.667	7	9	16	20	10-0	8	9	1	36	9.0	16
Sefolosha	3-3	92	10-17	.588	3-3	1.000	4-4	1.000	4	7	11	5	3-0	4	3	2	22	9.0	13
Watson	1-0	30	4-7	.571	1-2	.500	0-0	.000	0	1	1	4	2-0	1	3	0	9	9.0	9
Mason	1-0	26	4-7	.571	0-0	.000	0-0	.000	1	0	1	1	4-0	0	0	0	8	8.0	8
Collison	4-0	88	11-18	.611	0-0	.000	6-9	.667	7	23	30	6	17-0	2	3	1	28	7.0	10
White	1-0	15	3-5	.600	0-0	.000	0-0	.000	0	2	2	0	2-0	0	0	0	6	7.0	6
Atkins	2-0	34	2-9	.222	2-4	.500	4-4	1.000	0	3	3	4	2-0	1	1	1	10	5.0	5
Petro	1-1	18	2-5	.400	0-0	.000	0-0	.000	1	4	5	0	3-0	1	1	0	4	4.0	4
Livingston	1-0	17	2-6	.333	0-0	.000	0-0	.000	0	2	2	0	1-0	0	0	0	4	4.0	4
Smith	1-0	9	1-2	.500	0-0	.000	2-2	1.000	2	1	3	0	1-0	0	0	0	2	4.0	4
Weaver	4-0	64	4-11	.364	3-4	.750	2-4	.500	4	8	12	3	2-0	3	5	2	13	3.3	6
Wilkins	1-1	16	1-5	.200	1-2	.500	0-0	.000	0	0	0	0	0-0	1	1	0	3	3.0	3
Rose	2-0	16	0-4	.000	0-0	.000	3-6	.500	1	5	6	2	2-0	0	2	0	3	1.5	2
Sene	0-0	0	0-0	.000	0-0	.000	0-0	.000	0	0	0	0	0-0	0	0	0	0	0.0	0
Hill	0-0	0	0-0	.000	0-0	.000	0-0	.000	0	0	0	0	0-0	0	0	0	0	0.0	0
Swift	0-0	0	0-0	.000	0-0	.000	0-0	.000	0	0	0	0	0-0	0	0	0	0	0.0	0
OKLAHOMA CITY	4	960	144-316	.456	20-41	.488	59-78	.756	35	123	189	71	66-0	28	45	14	367	91.8	104
SPURS	4	960	151-321	.470	26-82	.317	51-74	.689	37	129	195	78	57-0	21	47	15	379	94.8	109

2008-2009 SEASON SERIES (2-2) SAN ANTONIO SPURS VS. OKLAHOMA CITY

PLAYER	G-GS	MIN	FG-FGA	PCT	3FG-FGA	PCT	FT-FTA	PCT	OFF	DEF	TOT	AST	PF-DQ	STL	TO	BLK	PTS	AVG	HI
Parker	4-4	143	33-83	.524	0-4	.000	16-22	.727	1	12	13	28	3-0	8	14	0	82	20.5	28
Duncan	4-4	140	32-57	.561	0-0	.000	16-28	.571	11	40	51	11	8-0	0	9	8	80	20.0	25
Ginobili	2-1	59	12-23	.522	1-9	.111	6-10	.600	1	8	9	9	4-0	0	4	1	31	15.5	17
Mason	4-3	122	15-37	.405	8-20	.400	3-4	.750	0	8	8	11	4-0	1	7	0	41	10.3	14
Gooden	3-0	53	12-25	.480	0-0	.000	6-6	1.000	5	6	11	1	3-0	1	0	2	30	10.0	20
Finley	4-4	133	14-39	.359	8-22	.364	1-1	1.000	6	7	13	10	4-0	1	2	0	37	9.3	14
Bonner	4-4	116	15-33	.455	6-15	.400	0-0	.000	4	14	18	1	6-0	5	1	1	36	9.0	17
Thomas	4-0	48	7-12	.583	0-0	.000	2-2	1.000	5	10	15	2	6-0	1	0	0	16	4.0	6
Hill	3-0	29	5-14	.357	1-6	.167	1-1	1.000	0	5	5	3	5-0	1	4	1	12	4.0	9
Udoaka	3-0	60	6-15	.400	1-5	.200	0-0	.000	4	13	17	1	4-0	2	2	1	11	3.7	7
Bowen	3-0	45	1-1	1.000	1-1	1.000	0-0	.000	0	3	3	0	1-0	1	1	1	3	1.0	3
Vaughn	1-0	13	0-2	.000	0-0	.000	0-0	.000	0	3	3	1	3-0	0	1	0	0	0.0	0
Oberto	0-0	0	0-0	.000	0-0	.000	0-0	.000	0	0	0	0	0-0	0	0	0	0	0.0	0
SPURS	4	960	151-321	.470	26-82	.317	51-74	.689	37	129	195	78	57-0	21	47	15	379	94.8	109
OKLAHOMA CITY	4	960	144-316	.456	20-41	.488	59-78	.756	35	123	189	71	66-0	28	45	14	367	91.8	104



TORONTO RAPTORS

TORONTO RAPTORS
50 Bay Street, Suite 500
Toronto, Canada M5J 2L2 • 416-815-5600

Jay Triano
Head Coach



DIRECTORY

Chairman of the Board and NBA Governor: Lawrence M. Tanenbaum

President and General Manager: Bryan Colangelo

Head Coach: Jay Triano

Assistant Coaches: Alex English, Marc Iavaroni, Micah Nori, Eric Hughes, Alvin Williams

Head Athletic Trainer: Scott McCullough

Director, Media Relations: Jim LaBumbard

Coordinator, Media Relations: Jamie Deans

Coordinator, Media Relations: Roven Yau

Assistant, Media Relations: Philip Summers

GENERAL INFORMATION

Home Court: Air Canada Centre (19,800)

Radio: The FAN (590 AM)

Paul Jones, Eric Smith

Television: TSN, The Score, CBC, Raptors NBA TV

Matt Devlin, Leo Rautins, Jack Armstrong

Team Colors: Red, Black, Silver

LARGEST WINNING MARGIN

OKC: 44 1/15/97 at Seattle 122-78
Toronto: 17 1/23/00 at Toronto 77-94

CURRENT STREAKS VS. RAPTORS

SITE	LAST WIN	SCORE	LAST LOSS	SCORE	STREAK
At Home	12/19/08	91-83	1/20/06	113-121	Won 3
At Toronto	11/13/05	126-121 (OT)	3/27/09	96-112	Lost 3
Overall	12/19/08	91-83	3/27/09	96-112	Lost 1

2008-2009 SEASON SERIES (1-1) OKLAHOMA CITY VS. TORONTO

PLAYER	G-GS	MIN	FG-FGA	PCT	3FG-FGA	PCT	FT-FTA	PCT	OFF	DEF	TOT	AST	PF-DQ	STL	TO	BLK	PTS	AVG	HI
Durant, K	2-2	80	13-37	.351	3-10	.300	15-19	.789	1	11	12	5	3-0	6	7	2	44	22.0	26
Collison, N	2-1	54	14-17	.824	0-0	.000	3-3	1.000	3	13	16	2	6-0	0	3	1	31	15.5	21
Westbrook, R	2-2	58	12-23	.522	0-2	.000	5-8	.625	3	4	7	13	-1-0	1	9	0	29	14.5	19
Green, J	2-2	60	8-21	.381	1-7	.143	7-11	.636	4	4	8	3	6-0	2	3	0	24	12.0	13
Krstic, N	1-1	23	5-13	.385	0-0	.000	1-1	1.000	1	2	3	0	0-0	0	2	11	11.0	11	
Smith, J	1-0	26	3-7	.429	0-0	.000	1-2	.500	4	4	8	0	0-0	0	1	7	7.0	7	
Weaver, K	1-0	23	3-4	.750	1-2	.500	0-0	.000	0	1	1	1	0-0	0	1	2	7.0	7	
Wilcox, C	1-0	19	3-8	.375	0-0	.000	1-5	.200	3	5	8	0	1-0	0	2	2	7.0	7	
Wilkins, D	2-0	15	5-10	.500	1-2	.500	2	3	5	1	1-0	1	1	1	1	12	6.0	8	
Mason, D	1-1	37	2-6	.333	0-1	.000	1-1	1.000	1	9	10	4	1-0	1	0	0	5.0	5.0	
Sefolosha, T	1-1	28	1-7	.143	0-2	.000	2-2	1.000	0	7	7	1	3-0	0	0	4	4.0	4	
Atkins, C	1-0	23	1-7	.143	0-0	.000	0-0	.000	0	1	2	4	0-0	0	1	0	2.0	2	
Rose, M	1-0	14	0-3	.000	0-0	.000	2-2	1.000	0	3	3	2	2-0	0	0	2	2.0	2	
Swift, R	1-0	4	1-1	1.000	0-0	.000	0-0	.000	0	1	1	0	2-0	0	0	2	2.0	2	
Watson, E	1-0	17	0-1	.000	0-0	.000	0-0	.000	0	0	0	5	3-0	0	2	0	0.0	0	
Petro, J	0-0	0	0-0	.000	0-0	.000	0-0	.000	0	0	0	0	0-0	0	0	0	0.0	0	
Hill, S	0-0	0	0-0	.000	0-0	.000	0-0	.000	0	0	0	0	0-0	0	0	0	0.0	0	
OKLAHOMA CITY	2	480	71-165	.430	6-26	.231	39-56	.696	23	68	110	41	33-0	11	29	11	187	93.5	96
RAPTORS	2	480	80-183	.437	10-35	.286	25-32	.781	28	74	111	55	44-14	14	25	12	195	97.5	112

2008-2009 SEASON SERIES (1-1) TORONTO RAPTORS VS. OKLAHOMA CITY

PLAYER	G-GS	MIN	FG-FGA	PCT	3FG-FGA	PCT	FT-FTA	PCT	OFF	DEF	TOT	AST	PF-DQ	STL	TO	BLK	PTS	AVG	HI
Bosh, C	2-2	72	16-36	.444	0-1	.000	11-15	.733	12	17	29	9	5-0	1	4	4	43	21.5	22
Marion, S	1-1	35	10-14	.714	0-0	.000	0-0	.000	4	7	11	2	3-0	1	0	2	20	20.0	20
Bargnani, A	2-1	54	12-29	.414	3-8	.375	3-4	.750	2	12	14	3	8-0	0	7	2	30	15.0	16
Kapono, J	2-1	50	9-21	.429	3-5	.600	2-2	1.000	1	2	3	5	3-0	0	1	0	23	11.5	15
Parker, A	2-1	57	7-19	.368	2-8	.250	4-4	1.000	0	6	6	3	6-0	3	0	0	20	10.0	12
Graham, J	2-0	42	8-14	.571	0-0	.000	2-3	.667	5	10	15	1	7-0	2	3	1	18	9.0	9
Calderon, J	2-2	66	7-18	.389	1-5	.200	0-0	.000	0	5	5	17	3-0	5	3	0	15	7.5	8
Moon, J	1-1	23	3-8	.375	1-4	.250	0-0	.000	0	5	5	0	4-0	1	0	0	7	7.0	7
O'Neal, J	1-1	15	2-5	.400	0-0	.000	1-1	1.000	1	3	4	1	0-0	0	1	1	5	5.0	5
Uric, R	2-0	30	4-10	.400	0-3	.000	0-1	.000	1	2	3	11	-1-0	1	1	0	8	4.0	8
O'Bryant, P	1-0	12	2-6	.333	0-1	.000	0-0	.000	0	2	2	0	1-0	0	1	2	4	4.0	4
Douby, Q	1-0	5	0-1	.000	0-0	.000	2-2	1.000	0	0	0	1	1-0	0	0	2	2.0	2	
Mensah-Bonsu, P	1-0	8	0-0	.000	0-0	.000	0-0	.000	0	2	2	0	1-0	0	1	0	0	0.0	0
Humphries, K	1-0	7	0-1	.000	0-0	.000	0-0	.000	0	0	0	0	1-0	0	1	0	0	0.0	0
Voskuhl, J	1-0	4	0-1	.000	0-0	.000	0-0	.000	2	1	3	0	0-0	0	1	0	0	0.0	0
Solomon, W	0-0	0	0-0	.000	0-0	.000	0-0	.000	0	0	0	0	0-0	0	0	0	0	0.0	0
RAPTORS	2	480	80-183	.437	10-35	.286	25-32	.781	28	74	111	55	44-14	14	25	12	195	97.5	112
OKLAHOMA CITY	2	480	71-165	.430	6-26	.231	39-56	.696	23	68	110	41	33-0	11	29	11	187	93.5	96



UTAH JAZZ

UTAH JAZZ
310 W. South Temple
Salt Lake City, UT 84101 • 801-325-2500

Jerry Sloan
Head Coach



DIRECTORY

Owner: The Miller Family
Executive VP of Basketball Operations: Kevin O'Connor
Head Coach: Jerry Sloan
Assistant Coaches: Phil Johnson, Tyrone Corbin, Scott Layden
Head Athletic Trainer: Gary Briggs
Vice President, Communications: Linda Luchetti
Director, Communications: Jonathan Rinehart
Manager, Communications: Derek Garduño
Coordinator, Communications: Hannah Lee

2009-10 VS. JAZZ (ALL TIMES CENTRAL)

Date	Day	Location	Time
11/24/09	Tuesday	at Utah	8:00 p.m.
12/31/09	Thursday	at Oklahoma City	7:00 p.m.
3/14/10	Sunday	at Oklahoma City	6:00 p.m.
4/6/10	Tuesday	at Utah	8:00 p.m.

2008-09 VS. JAZZ

Date	Site	W/L	Score
11/7/08	Utah	L	97-104
1/14/09	OKC	W	114-93
1/30/09	Utah	L	90-110
3/20/09	OKC	L	94-101

THUNDER VS. JAZZ ALL-TIME

YEAR	TOTAL	YEAR	TOTAL
1974-75	3-1	1993-94	3-1
1975-76	3-1	1994-95	1-3
1976-77	3-1	1995-96	3-1
1977-78	2-2	1996-97	1-3
1978-79	3-0	1997-98	2-2
1979-80	5-1	1998-99	2-2
1980-81	4-1	1999-00	2-2
1981-82	5-0	2000-01	0-4
1982-83	5-0	2001-02	1-3
1983-84	1-4	2002-03	2-2
1984-85	3-2	2003-04	1-3
1985-86	2-3	2004-05	3-1
1986-87	3-2	2005-06	3-1
1987-88	1-4	2006-07	2-2
1988-89	3-1	2007-08	0-4
1989-90	1-3	2008-09	1-3
1990-91	1-3	Totals	80-69
1991-92	3-1	vs. New Orleans	14-5
1992-93	2-2	vs. Utah	66-62

GENERAL INFORMATION

Home Court: EnergySolutions Arena (19,911)
Radio: KFNZ (1320 AM)
 David Locke
Television: KJZZ (Channel 14), FSN Utah
 Craig Bolerjack, Ron Boone
Team Colors: Navy, Light Blue, Purple, Silver

LARGEST WINNING MARGIN

OKC:	34	11/13/77	at Seattle	117-83
Utah:	36	11/26/86	at Utah	91-127

CURRENT STREAKS VS. JAZZ

SITE	LAST WIN	SCORE	LAST LOSS	SCORE	STREAK
At Home	1/14/09	114-93	3/20/09	94-101	Lost 1
At Utah	4/7/07	106-103	1/30/09	90-110	Lost 4
Overall	1/14/09	114-93	3/20/09	94-101	Lost 2

2008-2009 SEASON SERIES (1-3) OKLAHOMA CITY VS. UTAH

PLAYER	G-GS	MIN	FG-FGA	PCT	3FG-FGA	PCT	FT-FTA	PCT	OFF	DEF	TOT	AST	PF-DQ	STL	TO	BLK	PTS	AVG	HI
Durant	4-4	153	34-70	.486	2-6	.333	28-32	.875	7	29	36	16	15-0	4	18	2	98	24.5	29
Green	4-4	155	25-55	.455	8-14	.571	13-16	.813	8	20	28	5	9-0	5	9	0	71	17.8	23
Westbrook	4-3	122	25-54	.463	1-4	.250	19-23	.826	7	14	15	12-0	4	11	1	0	70	17.5	22
Mason	2-1	50	10-22	.455	0-0	.000	6-8	.750	3	5	8	2	6-0	1	1	1	26	13.0	18
Watson	3-1	71	12-22	.545	2-4	.500	5-7	.714	0	4	4	9	11-0	2	8	0	31	10.3	13
Krstic	3-1	83	13-23	.565	0-0	.000	4-4	1.000	4	17	21	2	8-0	0	7	4	30	10.0	14
Collison	4-3	113	14-20	.700	0-0	.000	8-11	.727	13	23	36	3	15-0	2	6	2	36	9.0	13
Weaver	3-1	55	4-14	.286	2-6	.333	3-4	.750	1	2	3	4	4-0	4	0	13	4.3	6	6
Sefolosha	1-1	26	2-5	.400	0-2	.000	0-0	.000	1	1	2	4	4-0	1	1	1	4	4.0	4
Smith	1-0	25	2-4	.500	0-0	.000	2-2	1.000	2	4	6	1	4-0	0	0	3	4	4.0	4
Petro	1-1	19	2-3	.667	0-0	.000	0-0	.000	0	2	2	2	4-0	1	1	0	4	4.0	4
Wilcox	2-0	31	2-8	.250	0-0	.000	0-2	.000	0	7	7	2	3-0	2	3	0	4	2.0	2
Rose	1-0	18	1-3	.333	0-0	.000	0-0	.000	0	2	2	1	3-0	1	1	0	2	2.0	2
Atkins	3-0	35	1-7	.143	0-5	.000	0-0	.000	1	3	4	5	5-0	1	1	0	2	0.7	2
Swift	1-0	3	0-0	.000	0-0	.000	0-0	.000	0	0	0	0	1-0	0	1	0	0	0.0	0
Wilkins	0-0	0	0-0	.000	0-0	.000	0-0	.000	0	0	0	0	0-0	0	0	0	0	0.0	0
Sene	0-0	0	0-0	.000	0-0	.000	0-0	.000	0	0	0	0	0-0	0	0	0	0	0.0	0
OKLAHOMA CITY	4	960	147-310	.474	15-41	.366	86-107	.804	47	126	204	71	104-0	24	76	13	395	98.8	114
JAZZ	4	960	156-325	.480	18-51	.353	78-112	.696	41	105	183	109	83-0	35	50	18	408	102.0	110

2008-2009 SEASON SERIES (3-1) UTAH JAZZ VS. OKLAHOMA CITY

PLAYER	G-GS	MIN	FG-FGA	PCT	3FG-FGA	PCT	FT-FTA	PCT	OFF	DEF	TOT	AST	PF-DQ	STL	TO	BLK	PTS	AVG	HI
Williams	3-3	110	29-48	.604	3-11	.273	12-15	.800	0	5	5	29	6-0	8	9	1	73	24.3	25
Boozer	2-2	80	14-33	.424	0-0	.000	8-12	.667	3	16	19	8	5-0	1	9	1	36	18.0	21
Okur	4-4	119	22-45	.489	3-6	.500	10-13	.769	3	20	23	8	10-0	2	5	1	57	14.3	20
Millsap	3-1	90	16-29	.552	0-1	.000	7-14	.500	10	13	23	9	8-0	4	6	2	39	13.0	16
Korver	4-0	107	16-37	.432	5-16	.313	8-9	.889	5	9	14	9	14-0	3	4	3	45	11.3	14
Kirilenko	3-1	98	11-24	.458	1-3	.333	10-16	.625	5	13	18	10	4-0	1	4	4	33	11.0	16
Miles	3-3	58	13-21	.619	4-6	.667	3-4	.750	0	7	7	5	7-0	1	1	0	33	11.0	15
Brewer	4-4	114	14-35	.400	1-4	.250	7-12	.583	7	12	19	6	6-0	5	5	3	36	9.0	15
Harping	2-0	34	7-16	.438	0-1	.000	2-4	.500	3	3	6	1	4-0	2	1	2	16	8.0	10
Koufos	2-0	30	6-11	.545	0-0	.000	2-3	.667	4	2	6	1	3-0	1	0	0	14	7.0	14
Fesenko	1-0	15	2-3	.667	0-0	.000	0-0	.000	1	1	2	0	0-0	0	1	0	4	4.0	4
Price	3-2	37	3-7	.429	1-3	.333	3-4	.750	0	2	2	4	8-0	1	2	1	10	3.3	7
Knight	4-0	60	2-14	.143	0-0	.000	6-6	1.000	0	2	2	19	6-0	6	2	0	10	2.5	4
Collins	3-0	6	1-1	1.000	0-0	.000	0-0	.000	0	0	0	0	2-0	0	1	0	2	0.7	2
Almond	1-0	2	0-1	.000	0-0	.000	0-0	.000	0	0	0	0	0-0	0	0	0	0	0.0	0
JAZZ	4	960	156-325	.480	18-51	.353	78-112	.696	41	105	183	109	83-0	35	50	18	408	102.0	110
OKLAHOMA CITY	4	960	147-310	.474	15-41	.366	86-107	.804	47	126	204	71	104-0	24	76	13	395	98.8	114



WASHINGTON WIZARDS

WASHINGTON WIZARDS

601 F Street NW

Washington, D.C. 20004 • 202-661-5000

Flip Saunders
Head Coach



DIRECTORY

Owners: Abe and Irene Pollin
President: Ernie Grunfeld
Vice President of Basketball Administration: Tommy Sheppard
Head Coach: Flip Saunders
Assistant Coaches: Randy Wittman, Don Zierden, Sam Cassell, Wes Unseld, Jr.
Head Athletic Trainer: Eric Waters
Senior Director, Communications: Scott Hall
Director, Public Relations: Brian Sereno
Senior Coordinator, Public Relations: Daren Jenkins
Coordinator, Public Relations: Steve McMenamin

2009-10 VS. WIZARDS (ALL TIMES CENTRAL)

11/20/09 Friday at Oklahoma City 6:00 p.m.
 12/29/09 Wednesday at Washington 7:00 p.m.

2008-09 VS. WIZARDS

Date	Site	W/L	Score
12/27/08	Washington	L	95-104
3/4/09	OKC	W	88-83

THUNDER VS. WIZARDS ALL-TIME

YEAR	TOTAL	YEAR	TOTAL
1967-68	2-5	1989-90	2-0
1968-69	2-4	1990-91	2-0
1969-70	4-2	1991-92	2-0
1970-71	2-3	1992-93	2-0
1971-72	3-2	1993-94	2-0
1972-73	0-4	1994-95	2-0
1973-74	2-2	1995-96	1-1
1974-75	1-3	1996-97	2-0
1975-76	1-3	1997-98	1-1
1976-77	3-1	1998-99	0-1
1977-78	1-3	1999-00	2-0
1978-79	2-2	2000-01	2-0
1979-80	1-1	2001-02	1-1
1980-81	1-1	2002-03	1-1
1981-82	1-1	2003-04	1-1
1982-83	1-1	2004-05	0-2
1983-84	1-1	2005-06	1-1
1984-85	2-0	2006-07	0-2
1985-86	1-1	2007-08	0-2
1986-87	1-1	2008-09	1-1
1987-88	2-0	Totals	60-56
1988-89	1-1		

GENERAL INFORMATION

Home Court: Verizon Center (20,173)

Radio: 106.7 The Fan

Dave Johnson, Glenn Consor

Television: Comcast SportsNet

Steve Buchhantz, Phil Chenier

Team Colors: Blue, Black, Gold

LARGEST WINNING MARGIN

OKC:	29	10/25/78	at Seattle	121-92
	29	2/15/00	at Seattle	114-85
Washington:	41	11/11/05	at Washington	96-137

CURRENT STREAKS VS. WIZARDS

SITE	LAST WIN	SCORE	LAST LOSS	SCORE	STREAK
At Home	3/4/09	88-83	3/26/08	99-104	Won 1
At Washington	11/12/02	101-95	12/27/08	95-104	Lost 6
Overall	3/4/09	88-83	12/27/08	95-104	Won 1

2008-2009 SEASON SERIES (1-1) OKLAHOMA CITY VS. WASHINGTON

PLAYER	G-GS	MIN	FG-FGA	PCT	3FG-FGA	PCT	FT-FTA	PCT	OFF	DEF	TOT	AST	PF-DQ	STL	TO	BLK	PTS	AVG	HI
Durant	1-1	42	11-20	550	1-4	250	2-2	1000	3	8	11	3	3-0	3	3	25	25.0	25	
Green	1-1	39	7-14	500	4-6	667	5-6	833	1	6	7	2	1-0	0	2	3	23.0	23	
Kristic	1-1	32	8-14	571	0-0	000	2-2	1000	0	4	4	0	3-0	0	1	18	18.0	18	
Sefolosha	1-1	39	7-14	500	1-2	500	0-0	000	0	8	8	4	2-0	3	1	3	15	15.0	15
Collison	1-1	35	5-5	1000	0-0	000	2-2	1000	5	5	10	1	2-0	1	4	1	12	12.0	12
Westbrook	2-2	63	9-24	375	0-3	000	4-7	571	5	2	7	13	3-0	1	8	1	22	11.0	12
Mason	1-1	37	4-8	500	0-0	000	1-1	1000	0	3	3	3	2-0	1	2	0	9	9.0	9
Wilcox	1-0	27	4-9	444	0-0	000	1-2	500	1	6	7	3	2-0	0	2	1	9	9.0	9
Smith	1-1	21	3-7	429	0-0	000	3-4	750	1	2	3	0	1-0	0	0	0	9	9.0	9
Weaver	2-1	50	6-16	375	1-6	167	3-4	750	1	5	6	2	2-0	3	2	1	16	8.0	12
Wilkins	1-0	15	3-8	375	1-3	333	1-2	500	4	3	7	1	2-0	2	2	0	8	8.0	8
Watson	2-0	46	4-6	667	0-0	000	1-2	500	0	5	5	13	1-0	0	4	2	9	4.5	6
Swift	2-0	21	2-4	500	0-0	000	2-2	1000	1	2	3	0	4-0	0	1	0	6	3.0	6
Rose	1-0	13	1-2	500	0-0	000	0-0	000	0	2	2	1	3-0	0	2	0	2	2.0	2
Sene	0-0	0	0-0	000	0-0	000	0-0	000	0	0	0	0	0-0	0	0	0	0	0.0	0
Atkins	0-0	0	0-0	000	0-0	000	0-0	000	0	0	0	0	0-0	0	0	0	0	0.0	0
Hill	0-0	0	0-0	000	0-0	000	0-0	000	0	0	0	0	0-0	0	0	0	0	0.0	0
OKLAHOMA CITY	2	480	74-151	490	8-24	333	27-36	750	22	61	98	46	31-0	14	36	16	183	91.5	104
WIZARDS	2	480	75-175	429	6-24	250	31-41	756	31	46	98	45	31-0	17	22	7	187	93.5	95

2008-2009 SEASON SERIES (1-1) WASHINGTON WIZARDS VS. OKLAHOMA CITY

PLAYER	G-GS	MIN	FG-FGA	PCT	3FG-FGA	PCT	FT-FTA	PCT	OFF	DEF	TOT	AST	PF-DQ	STL	TO	BLK	PTS	AVG	HI
Jamison	2-2	79	21-42	500	2-6	333	14-17	824	5	10	15	4	6-0	5	2	0	58	29.0	29
Blatche	2-2	73	14-26	538	1-1	1000	4-5	800	8	12	20	4	5-0	4	1	1	33	16.5	19
Songaila	2-1	42	7-16	438	0-0	000	4-4	1000	3	2	5	1	2-0	1	5	1	18	9.0	14
Young	2-1	41	7-26	269	0-2	000	3-5	600	2	3	5	1	5-0	1	3	0	17	8.5	9
McGuire	2-2	69	6-14	429	0-0	000	4-7	571	7	9	16	10	4-0	1	1	2	16	8.0	12
James	2-2	64	7-24	292	1-10	100	0-0	000	0	3	3	13	2-0	2	4	0	15	7.5	9
Dixon	2-0	26	6-11	545	1-3	333	0-0	000	2	0	2	3	1-0	2	3	0	13	6.5	13
Crittenton	1-0	23	1-2	500	0-0	000	2-2	1000	0	1	1	3	2-0	0	1	0	4	4.0	4
Thomas	1-0	18	2-6	333	0-0	000	0-0	000	3	4	7	0	2-0	0	0	2	4	4.0	4
Stevenson	1-0	31	1-3	333	1-2	500	0-0	000	0	0	0	1-0	1	0	0	0	3.0	3	
McCabe	2-0	15	3-5	600	0-0	000	0-1	000	1	2	3	0	1-0	1	1	0	6	3.0	4
Pecherov	0-0	0	0-0	000	0-0	000	0-0	000	0	0	0	0	0-0	0	0	0	0	0.0	0
Butler	0-0	0	0-0	000	0-0	000	0-0	000	0	0	0	0	0-0	0	0	0	0	0.0	0
WIZARDS	2	480	75-175	429	6-24	250	31-41	756	31	46	98	45	31-0	17	22	7	187	93.5	95
OKLAHOMA CITY	2	480	74-151	490	8-24	333	27-36	750	22	61	98	46	31-0	14	36	16	183	91.5	104



OKLAHOMA CITY
THUNDER





THUNDER BROADCASTERS



BRIAN DAVIS **TELEVISION PLAY-BY-PLAY ANNOUNCER**

Brian Davis is in his second season as the team's television voice. A veteran basketball broadcaster, Davis returned to the NBA in 2004 as host of Seattle Sonics broadcasts on FSN Northwest.

Davis regularly covered the Chicago Bulls during the Michael Jordan era and became a contributor to NBA Radio, hosting game broadcasts and serving as sideline reporter for the network during the 1991 playoffs and NBA Finals. He later hosted Bulls broadcasts on FSN Chicago and occasionally called Sonics games in Seattle. He has an extensive play-by-play resume at the college level, including the Big Ten, Pac-10, Conference USA and the Mid-American Conference.

Davis has called games at the professional level in three other sports: football, as radio voice of the Seattle Seahawks; hockey, in a reserve role with Chicago Blackhawks; and soccer, with Major League Soccer's Chicago Fire. He has also worked as pre-season play-by-play announcer for the NFL's Arizona Cardinals.

As a sports anchor for CBS Radio and its Chicago all-news affiliate, Davis covered major events including the Olympics, NBA Finals and Stanley Cup Finals. His resume includes football play-by-play in the Big Ten, Pac-10 and MAC. He is an accomplished interviewer and talk show host and has won several professional awards, including one for investigative journalism during his days as a news reporter in Chicago.

Davis holds a journalism degree from Northwestern University. He and his wife, Judy, have two children and make their home in the Oklahoma City area.



GRANT LONG **TELEVISION COLOR ANALYST**

Grant Long begins his second season with the Oklahoma City Thunder as the team's television color analyst. He will partner with play-by-play announcer Brian Davis for all 82 regular-season games this coming NBA season.

Long was the color analyst with the NBA's Atlanta Hawks broadcast team for two years and served as an analyst with Turner Broadcasting & FOX Network. He was the Hawks' color analyst during the 2003-04 season.

The Eastern Michigan alum spent 14 seasons as a player in the NBA after being drafted 33rd overall in the 1988 NBA Draft by the Miami Heat. He also played for Atlanta, Detroit, Vancouver/Memphis and Boston. In his 14 seasons in the NBA, Long played in over 800 games.





MATT PINTO
RADIO PLAY-BY-PLAY ANNOUNCER

Veteran NBA play-by-play announcer Matt Pinto begins his second season with the franchise and will call all 82 regular-season games on the team's flagship station, WWLS The Sports Animal (640 AM/98.1 FM). Pinto joined the franchise last season and served as play-by-play announcer for one season in Seattle.

Prior to joining the franchise, Pinto was in Los Angeles where he has served as the radio voice of the NBA's Clippers for two seasons. From 1997-2005, Pinto was on the Dallas Mavericks' broadcast team, serving as the radio play-by-play voice from 1997-2001 and the television voice from 2001-2005. While in Dallas, Pinto also worked as a talk show host for KESN (ESPN 103.3 FM) and was the play-by-play announcer of the NCAA Division IAA regional game of the week for The Football Network. In 1997, Pinto was named best play-by-play announcer for the state of Texas by the Associated Press.

From 1990-1997, Pinto was the radio play-by-play voice of the NBA's Charlotte Hornets. Pinto was also the television play-by-play voice of UN C-Charlotte basketball games and was an occasional host of ESPN national sports talk shows and the play-by-play voice of Westwood One college basketball.

Before joining the NBA ranks, Pinto worked in the sports broadcasting field in Honolulu, Boston, Los Angeles and Amarillo, Texas. He lives in Edmond with his wife Becky and son Nash.



ELENO ORNALES
SPANISH RADIO PLAY-BY-PLAY ANNOUNCER

Eleno Ornelas begins his second season as the Thunder's Spanish radio play-by-play announcer. Eleno also serves as the Texas Rangers Coordinator of Spanish Broadcasting and play-by-play announcer for all Rangers Spanish radio broadcasts. Ornelas joined the Rangers Spanish radio broadcast team in 2000.

He did both play-by-play and analysis before becoming the full-time play-by-play announcer in 2003. In addition to the Rangers, Ornelas was play-by-play for the Dallas Mavericks and Texas Rangers. Ornelas, is a native of Juarez, Mexico and was a professional baseball announcer in that country before coming to Texas. He has an extensive background as an administrator in the Mexican amateur baseball leagues in North Texas, serving as President of the Dallas League from 1993-98.

**2008-09 OKLAHOMA CITY
 THUNDER RADIO NETWORK**

Market	Station	Frequency
Oklahoma City	WWLS	98.1 FM
	WWLS	640 AM

Market	Station	Frequency
Tulsa	KYAL	98.1 FM
	KYAL	1550 AM
	KBIX	1490 AM
	KXCR (Secondary)	100.3 FM
	KITO (Secondary)	96.1 FM

Market	Station	Frequency
Lawton	KXCA	1380 AM
Woodward	KSIW	1450 AM
Elk City	KADS	1240 AM
Enid	KFXV	1640 AM
	KCRC	1390 AM



MEDIA INFORMATION

The following information has been established to assist in your coverage of the Oklahoma City Thunder and to provide a professional working environment for all members of the media.

PR HOTLINE 405-208-4801

The Oklahoma City Thunder PR Hotline is updated daily with practice times, shoot-around times and media availability times.

THE FORD CENTER is located in downtown Oklahoma City at the corner of Reno Avenue and Robinson Avenue. **From Interstate 40 East**, Exit at Harvey Ave. Turn right and proceed north on Harvey Ave. Turn right and proceed east on Reno Ave. to Robinson. **From I-40 West**, exit at Robinson Ave. Turn right at the bottom of the off ramp and proceed north on Robinson Ave. **From I-235 (Broadway Extension)**, exit at NW 6th St. (6th St. is one-way east) Turn left at Broadway and proceed South on Broadway. Stay in the left lane and veer to E.K. Gaylord Ave. Ford Center is west of E.K. Gaylord and Reno. **From the I-35**, exit to I-40 West and follow directions above. **From Will Rogers World Airport**, follow Terminal Dr. (which turns into S. Meridian). Exit at the I-44/Downtown ramp. Merge on to I-40 East and follow directions above.

PARKING is available on a limited basis and can be requested by calling the public relations department. Please confirm your credential request and parking spot prior to arriving at the game. Working media should enter the Cox Convention Center off of EK Gaylord Street directly across from the Ford Center.

TELEPHONES are provided in the media workroom and, on a limited basis, courtside. A request for a dedicated phone line can be made by calling the public relations department 24 hours prior to tip-off.

SEATING is located in the first two rows courtside, along the baseline and in section 103 in the Ford Center. Please do not switch assigned seats without prior approval from a member of the public relations department. Seating charts can be found in the media workroom.

PHOTOGRAPHERS can find photo charts with their assigned spots in the media workroom. All lanes are assigned and photographers cannot switch assigned lanes without approval from a member of the public relations department. Please be considerate of fans seated directly behind you. For the safety of players, and in accordance with league rules, rubber lenses must be used and photographers are not allowed on the floor at anytime during the game. Remote cameras and tripods are not allowed on the floor. Use of a flash bulb is prohibited. **PHOTOGRAPHERS ARE PROHIBITED TO SHOOT FROM THE GRANDSTAND AREA WITHOUT PRIOR APPROVAL FROM THE PUBLIC RELATIONS DEPARTMENT.**

INTERVIEW REQUESTS requiring special accommodations should be made in advance by contacting the public relations department. For player and coach interview requests, please contact Brian Facchini at bfacchini@thunder-nba.com.

GAME NOTES AND STATISTICS are available in the media room two hours before each game, during the game and after the game. Statistics are distributed to the media seating areas after each quarter. Statisticians for radio and television broadcasts can be arranged by contacting the public relations department.



BRIAN FACCHINI
DIRECTOR, BASKETBALL COMMUNICATIONS

Brian Facchini begins his second season as the Thunder's Director of Basketball Communications. Facchini, and the Basketball Communications staff, is responsible for promoting the endeavors of the Thunder players, coaches and front office staff both on and off the court. He is also responsible for credentialing and facilitating day-to-day requests from local and national media.

Prior to joining the Thunder, Facchini served as a U.S. Communications Manager for Nike Inc. focusing on basketball and soccer PR strategy. The Portland, Oregon native spent the previous nine seasons working in the NBA in various capacities. He served as the Media Relations Manager for the San Antonio Spurs from 2003 to 2005 after starting his career as an intern with the Portland Trail Blazers in 1997. While with the Blazers, Facchini held various roles in community relations, marketing and public relations over the six seasons.

Brian and his wife Summer reside in Edmond with their two children, Grace and Lucas.



MICHAEL RAVINA
MANAGER, BASKETBALL COMMUNICATIONS

Michael Ravina enters his second season with the club as Manager of Basketball Communications. The San Rafael, CA native came to Oklahoma City after spending the previous three seasons with the Golden State Warriors Public Relations department.

In his current role, Ravina will serve as a liaison between the Thunder and local, national and international media, assist in the teams credentialing process, author game-notes as well as share duties associated with team travel.

Ravina is a 2005 graduate of Syracuse University with a degree in Communications and Rhetorical Studies and a minor in Spanish Language, Literature and Linguistics.



JOHN READ
COORDINATOR, BASKETBALL COMMUNICATIONS

John Read enters his first full season with the Oklahoma City Thunder after joining the organization in March of 2009. The Mission Viejo, CA native is a 2006 graduate of Loyola Marymount University with a degree in Business Finance.

Read joined the Thunder after starting the 2008-09 NBA season with the Dallas Mavericks front office. His NBA experience dates back to 2004 when he began working as an intern with the Los Angeles Lakers Public Relations Department.

2009-10 THUNDER GAME NIGHT STAFF



Gary Brown..... Primary Inputter	Brian Gibbs..... Stat Distribution
Dustin Roberts..... Secondary Inputter	Mitch Heckart..... Stat Distribution
Jason Reynolds..... Spotter	Ally La Rocque Stat Distribution
Chris Doyle..... Official Scorer	Jeff Nuss..... Stat Distribution
Robby Holzberger..... Scoreboard	David Bassity..... Statistician
Tim Nuss Clock Operator	Brandon Cameron Statistician
Jason Olsen..... 24 Second Clock	Mike Houck..... Statistician
Harve Allen Press Room Manager	Cynthia Robinson Statistician
Casey Cornett..... Stat Distribution	



MEDIA INFORMATION

MEDIA COVERING THE THUNDER



DARNELL MAYBERRY
THE OKLAHOMAN



MIKE BALDWIN
THE OKLAHOMAN



BERRY TRAMEL
THE OKLAHOMAN



JOHN ROHDE
THE OKLAHOMAN



JENNI CARLSON
THE OKLAHOMAN



JEFF LATZKE
ASSOCIATED PRESS



BOB BARRY JR.
KFOR-TV



DEAN BLEVINS
KWTV-TV



MARK RODGERS
KOCO-TV



MYRON PATTON
KOKH-TV



BRIAN BIRCHELL
KSBI-TV



CHRIS SILVA
THUNDER-NBA.COM



The INTEGRIS Health Thunder Development Center

Officials from the City of Oklahoma City, INTEGRIS Health and the Oklahoma City Thunder broke ground this past August 27th on the Thunder's new practice facility scheduled to open prior to the 2010-11 season. The new facility will officially be known as The INTEGRIS Health Thunder Development Center.

Funding for construction of the practice facility and renovations to the Ford Center comes from a one-cent sales tax approved by Oklahoma City voters on March 4, 2008. The 15-month tax took effect on January 1, 2009 and will expire March 31, 2010. As part of the lease agreement, the Thunder will make an annual rent payment to the City of Oklahoma City.

During the groundbreaking ceremony, Oklahoma City Mayor Mick Cornett commented, "Having the Thunder in Oklahoma City has



been a tremendous sense of pride for our community. When the citizens of Oklahoma City passed the Big League City initiative to renovate the Ford Center and build an NBA-leading practice facility, we all looked forward to this day. This building will be one of the finest practice facilities in the NBA, and we're very excited to be able to provide this building to the Thunder."

The new facility will feature a 27-seat team classroom that will allow coaches and players to use video and computer technology to assist in the continued development of the team. There will also be an expanded sports medicine and hydrotherapy area that will benefit the

Thunder's medical and training staff in the prevention and rehabilitation of injuries.

INTEGRIS Health is the official health care provider of the Oklahoma City Thunder.



THUNDER TV SCHEDULE

ALL TIMES CENTRAL

1	Wednesday	OCT 28	7:00	Sacramento	KSBI TV	42	Wednesday	JAN 20	7:00 @	Minnesota	FOX OK
2	Friday	OCT 30	7:00 @	Detroit	FOX OK	43	Friday	JAN 22	7:00 @	Memphis	FOX OK
3	Sunday	NOV 1	6:00	Portland	FOX OK	44	Saturday	JAN 23	6:30 @	Cleveland	FOX OK
4	Tuesday	NOV 3	7:00	LA Lakers	FOX OK	45	Wednesday	JAN 27	7:00	Chicago	KSBI TV
5	Friday	NOV 6	7:30 @	Houston	FOX OK	46	Friday	JAN 29	7:00	Denver	FOX OK
6	Sunday	NOV 8	6:00	Orlando	FOX OK	47	Sunday	JAN 31	6:00	Golden State	FOX OK
7	Tuesday	NOV 10	9:00 @	Sacramento	FOX OK	48	Tuesday	FEB 2	7:00	Atlanta	FOX OK
8	Wednesday	NOV 11	6:30 @	LA Clippers	KSBI TV	49	Wednesday	FEB 3	7:00 @	New Orleans	KSBI TV
9	Saturday	NOV 14	7:30 @	San Antonio	KSBI TV	50	Saturday	FEB 6	9:30 @	Golden State	FOX OK
10	Sunday	NOV 15	6:00	LA Clippers	FOX OK	51	Tuesday	FEB 9	9:00 @	Portland	FOX OK
11	Tuesday	NOV 17	6:30 @	Miami	FOX OK	52	Tuesday	FEB 16	7:00	Dallas	FOX OK
12	Wednesday	NOV 18	6:30 @	Orlando	KSBI TV	53	Saturday	FEB 20	6:30 @	New York	FOX OK
13	Friday	NOV 20	7:00	Washington	FOX OK	54	Sunday	FEB 21	6:00 @	Minnesota	FOX OK
14	Sunday	NOV 22	8:30 @	LA Lakers	FOX OK	55	Tuesday	FEB 23	7:00	Phoenix	FOX OK
15	Tuesday	NOV 24	8:00 @	Utah	FOX OK	56	Wednesday	FEB 24	7:30 @	San Antonio	KSBI TV
16	Friday	NOV 27	7:00	Milwaukee	FOX OK	57	Friday	FEB 26	7:00	Minnesota	FOX OK
17	Sunday	NOV 29	6:00	Houston	FOX OK	58	Sunday	FEB 28	6:00	Toronto	FOX OK
18	Wednesday	DEC 2	7:00	Philadelphia	KSBI TV	59	Tuesday	MAR 2	7:00	Sacramento	FOX OK
19	Friday	DEC 4	7:00	Boston	FOX OK	60	Wednesday	MAR 3	8:00 @	Denver	KSBI TV
20	Monday	DEC 7	7:00	Golden State	FOX OK	61	Friday	MAR 5	9:30 @	LA Clippers	FOX OK
21	Friday	DEC 11	7:00 @	Memphis	FOX OK	62	Sunday	MAR 7	8:00 @	Sacramento	FOX OK
22	Sunday	DEC 13	6:00	Cleveland	FOX OK	63	Wednesday	MAR 10	7:00	New Orleans	KSBI TV
23	Monday	DEC 14	8:00 @	Denver	FOX OK	64	Friday	MAR 12	7:00	New Jersey	FOX OK
24	Wednesday	DEC 16	7:00	Dallas	KSBI TV	65	Sunday	MAR 14	6:00	Utah	FOX OK
25	Friday	DEC 18	7:00	Detroit	FOX OK	66	Wednesday	MAR 17	6:00 @	Charlotte	KSBI TV
26	Saturday	DEC 19	7:30 @	Houston	FOX OK	67	Friday	MAR 19	6:00 @	Toronto	FOX OK
27	Tuesday	DEC 22	9:30 @	LA Lakers	FOX OK	68	Sunday	MAR 21	1:30 @	Indiana	FOX OK
28	Wednesday	DEC 23	8:00 @	Phoenix	KSBI TV	69	Monday	MAR 22	7:00	San Antonio	FOX OK
29	Saturday	DEC 26	7:00	Charlotte	FOX OK	70	Wednesday	MAR 24	7:00	Houston	KSBI TV
30	Monday	DEC 28	6:30 @	New Jersey	FOX OK	71	Friday	MAR 26	7:00	LA Lakers	FOX OK
31	Tuesday	DEC 29	6:00 @	Washington	FOX OK	72	Sunday	MAR 28	6:00	Portland	FOX OK
32	Thursday	DEC 31	7:00	Utah	FOX OK	73	Tuesday	MAR 30	6:00 @	Philadelphia	FOX OK
33	Saturday	JAN 2	7:30 @	Milwaukee	FOX OK	74	Wednesday	MAR 31	6:30 @	Boston	KSBI TV
34	Monday	JAN 4	7:00 @	Chicago	FOX OK	75	Saturday	APR 3	7:30 @	Dallas	FOX OK
35	Wednesday	JAN 6	7:00	New Orleans	KSBI TV	76	Sunday	APR 4	6:00	Minnesota	FOX OK
36	Saturday	JAN 9	7:00	Indiana	FOX OK	77	Tuesday	APR 6	8:00 @	Utah	FOX OK
37	Monday	JAN 11	7:00	New York	FOX OK	78	Wednesday	APR 7	7:00	Denver	FOX OK
38	Wednesday	JAN 13	7:00	San Antonio	KSBI TV	79	Friday	APR 9	7:00	Phoenix	FOX OK
39	Friday	JAN 15	7:30 @	Dallas	FOX OK	80	Sunday	APR 11	8:00 @	Golden State	FOX OK
40	Saturday	JAN 16	7:00	Miami	FOX OK	81	Monday	APR 12	9:00 @	Portland	FOX OK
41	Monday	JAN 18	1:00 @	Atlanta	FOX OK	82	Wednesday	APR 14	7:00	Memphis	FOX OK

FSOKLAHOMA.





You, Your Passion and MidFirst

MidFirst Bank understands why you paint your face and shake “THUNDER” from the sky – give your wallet that same spirit!



Official Bank of the Oklahoma City Thunder



405.228.6420 • WWW.MIDFIRST.COM/THUNDER

Member FDIC