

## ARRIVE EARLY

Plan your trip so that you're at the venue well before the scheduled start of the event. Gates open **two hours** before the start of competition at city venues and **three hours** before the start of competition at Whistler and Cypress Mountain venues. Gates open **four hours** prior to the start of the Opening and Closing Ceremonies.

## GO CAR-FREE

As there is no spectator parking at any Olympic venue, public transportation is the best way to go. Don't forget to reserve your seat on the Olympic bus network for Whistler and Cypress Mountain events. See **page 38** for more information on Games-time transportation.

## DRESS APPROPRIATELY

Dress for cold and wet weather — warmly, in layers and in waterproof clothing. Remember to wear suitable footwear as you may have to walk on uneven, snowy or icy surfaces.

## HAVE YOUR TICKETS READY

Be sure to have your tickets with you as you must have a valid ticket to enter a venue. Treat your tickets like cash; lost or stolen tickets will not be replaced or refunded.



## PREPARE FOR THE SECURITY SCREENING

Avoid taking large bags to the venues. If you are unsure of what you can and cannot bring with you, check the prohibited and restricted items list on **page 28**.

## YOUR PAYMENT OPTIONS

Visa cards and cash are the only methods of payment accepted at Olympic venues.

## ACCESSIBILITY

All venues have been reviewed for accessibility. If you have a specific need, see the nearest staff member for assistance.

## BE INFORMED

At the venue, look for wayfinding signage, listen to announcements and read the message boards — this will provide you with the information you need to make the most of your experience. Is there still something you need to know? Don't hesitate to visit our information booths located at each venue.



Alpine  
Skiing

# WHISTLER CREEKSIDE

GATES OPEN THREE HOURS PRIOR TO THE START OF COMPETITION.

## GETTING HERE



### From Vancouver

Take the Olympic bus network from the Langara College departure hub (see [page 56](#)).



### From Whistler

Take BC Transit from the Gondola Transit Exchange in the Village. More bus stops are located along Highway 99.



### Travel time to venue

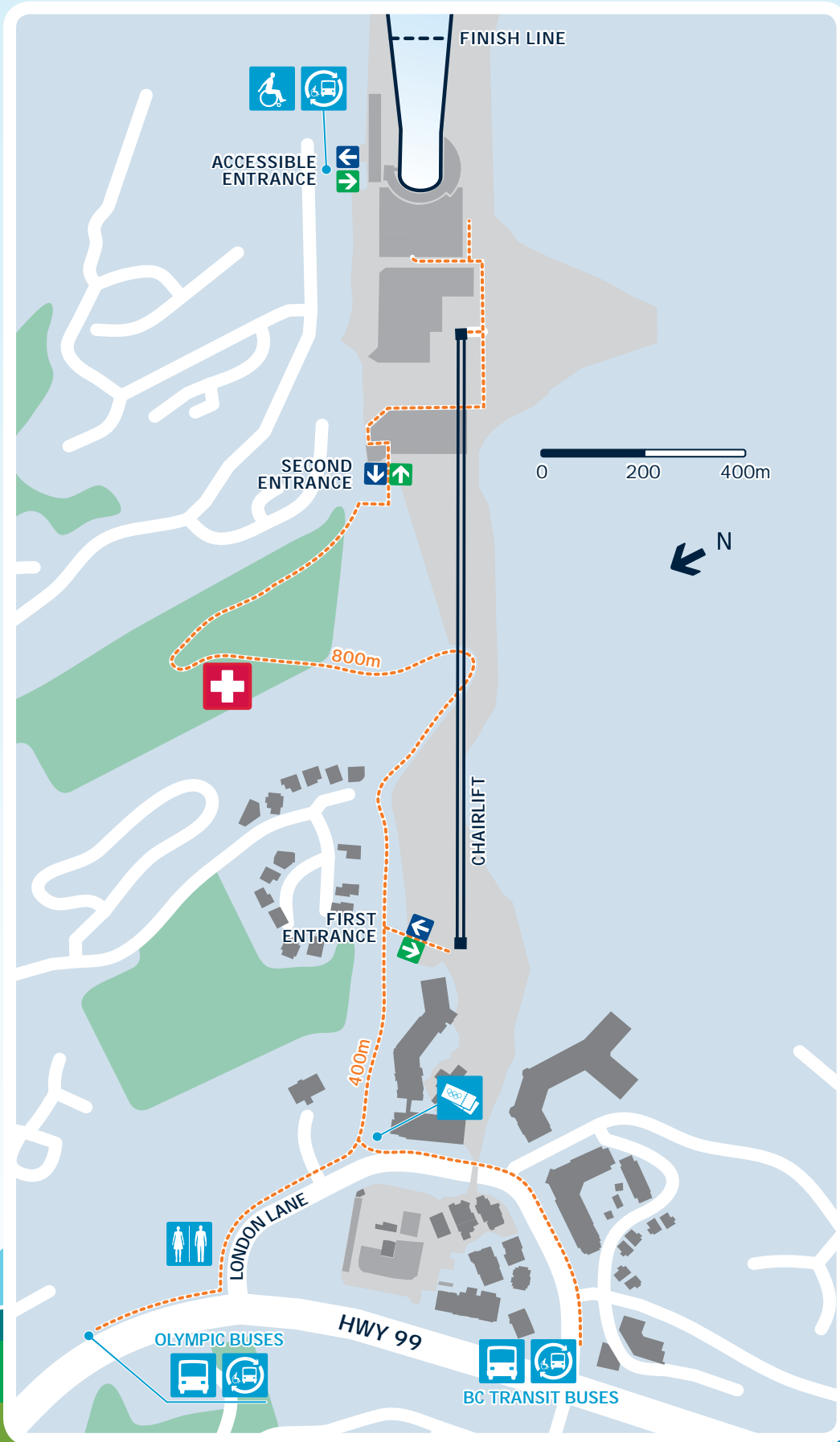
From Langara College: up to 3 hours.

To reach the first venue entrance, you'll need to walk approximately 400 metres uphill from the drop-off points of the Olympic and BC Transit buses. From there, to reach the viewing areas, you can choose to either walk another 800 metres uphill on a gravel pathway, or take the chairlift.

Choose the first entrance if you wish to take the chairlift up to the viewing areas; take the path to the second entrance if you wish to walk. Signage will be in place to direct you.

It is recommended that you decide ahead of time if you wish to walk or take the chairlift. The chairlift offers accredited individuals with loading priority, so there may be long waiting lines to access the lift. If you choose to walk, please make sure you are in good physical condition.







## TICKETS

The ticket box office is located at the base of the spectator pathway, on London Lane.

Spectators with category A tickets have the right to reserved grandstand seating. Spectators with category B tickets are entitled to general admission standing.



## INFORMATION

Visit the information booth located in the spectator plaza if you have any questions concerning venue and competition information, tourist information or ticket resolution issues. Lost and found is also located at the information booth.



## ACCESSIBILITY

The accessible shuttle will pick up spectators with specific needs, plus one companion, from the drop-off points of the Olympic bus network and BC Transit buses, and bring them to the accessible entrance located approximately 40 metres before the accessible seating area.



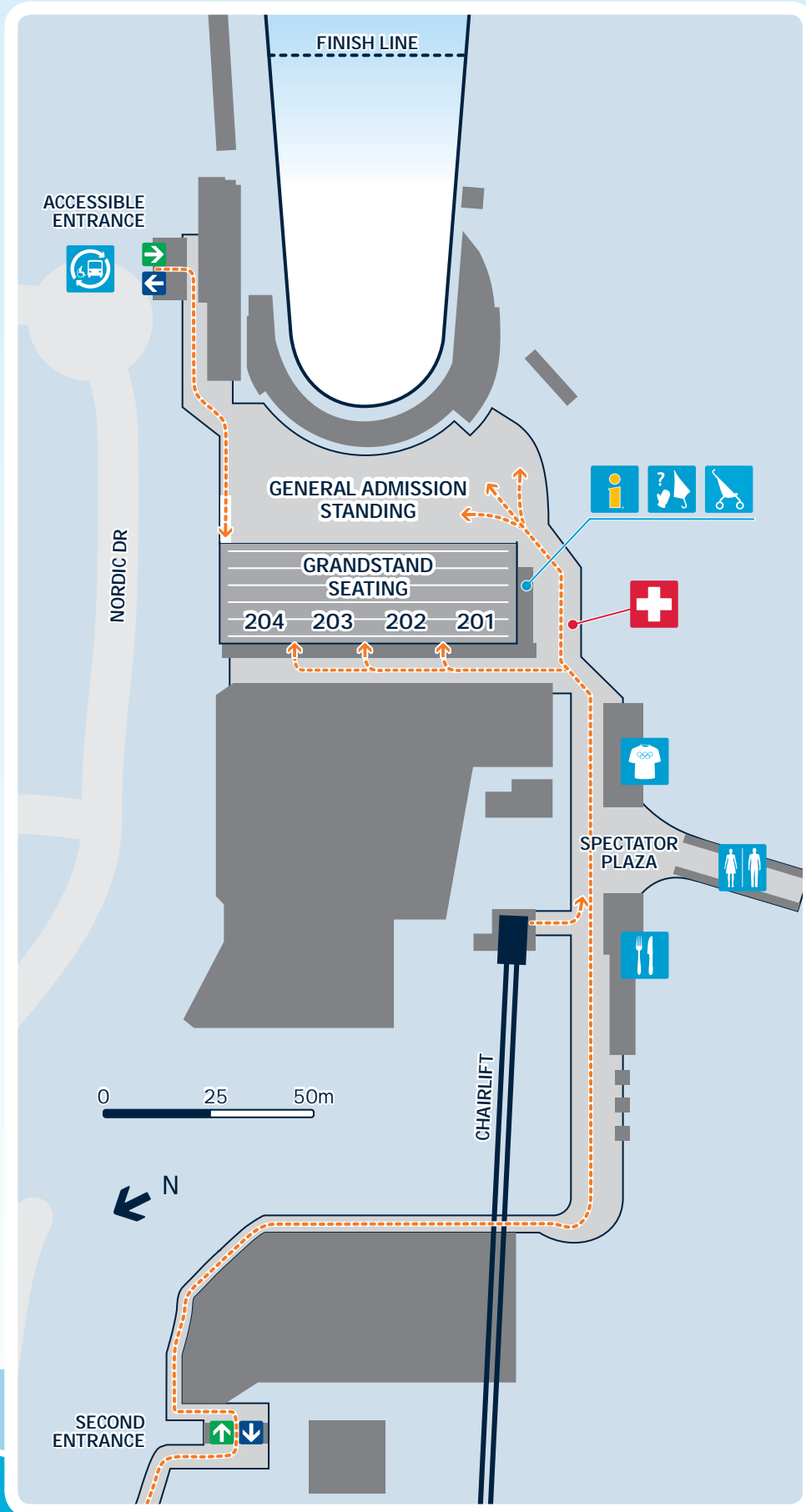
## DO

As this venue has no shelter, you could be outside for several hours. Be prepared for extremely cold and wet weather. Dress appropriately — wear layers, and if you have grandstand seating, wear warm pants. Wear appropriate footwear to walk on snow and ice around the venue.

**DID YOU KNOW** the tiny tailed frogs in Boyd Creek at the Whistler Creekside venue have their own environmental management plan? VANOC surveyed their habitat to minimize disturbance during construction and monitored the frogs as construction progressed. Where the habitat had to be disturbed, VANOC carefully moved the tailed frogs and tadpoles to new homes, 40 metres upstream.



**TIP** If the lineup for the chairlift is long, you may find it quicker to walk on the pathway to the second entrance. Announcements regarding wait times will be made.



# TO CYPRESS MOUNTAIN AND WHISTLER VENUES

## THE OLYMPIC BUS NETWORK

The Olympic bus network is the quickest way for spectators from Metro Vancouver to be transported to Cypress Mountain and Whistler venues from a network of departure hubs. After each competition, you will be transported back to your originating departure point. To reserve a seat on the bus, you must purchase an Olympic bus network transportation ticket. **Only Olympic event ticket holders may reserve seats on the Olympic bus network.**

You can take public transportation, rideshare/carpool or drive to a **departure hub** located at the British Columbia Institute of Technology (BCIT), Capilano University, Simon Fraser University (SFU) and Langara College.

There is also a **transfer hub** at Lonsdale Quay. This hub is only accessible by public transportation, including the SeaBus. There is no spectator parking available at this hub.



**Do not show up at a departure hub without a reservation.**

You will need a reservation to gain access to parking at the departure hub and to board an Olympic network bus.

**Do not park along roadways in residential neighbourhoods**, near a departure hub or in a departure hub not associated with your venue destination. **Strict towing policies will be enforced.**

**Do not drive to the venue** as there will be no spectator parking.

**Tip** The Olympic bus network only serves spectators going from the Vancouver area to Cypress Mountain and Whistler venues. If you are coming from the Whistler area to Vancouver, you can use charter bus service. For more information see [page 59](#) and [whistler.com](#).




### Olympic bus network transportation tickets

Olympic bus network transportation tickets are sold separately from Olympic event tickets. With the purchase of a transportation ticket, you reserve a round-trip seat to Cypress Mountain or a Whistler venue and receive complimentary parking at a designated departure hub through the Click and Park online reservation system.

When you book your **round-trip** seat on the Olympic bus network, you will receive confirmation of your departure date and time, bus departure location and if applicable, your parking reservation. It is very important to arrive on time to your departure hub; otherwise, you could miss your bus and your event.

For Olympic event ticket holders whose trip originates in Vancouver, there will be a round-trip cost associated with booking a seat on the Olympic bus network. We recommend that you book your seat early to get your preferred departure time and rate. Rates are subject to change. For more information or to purchase your seat, visit [departurehubs.clickandpark.com](http://departurehubs.clickandpark.com).

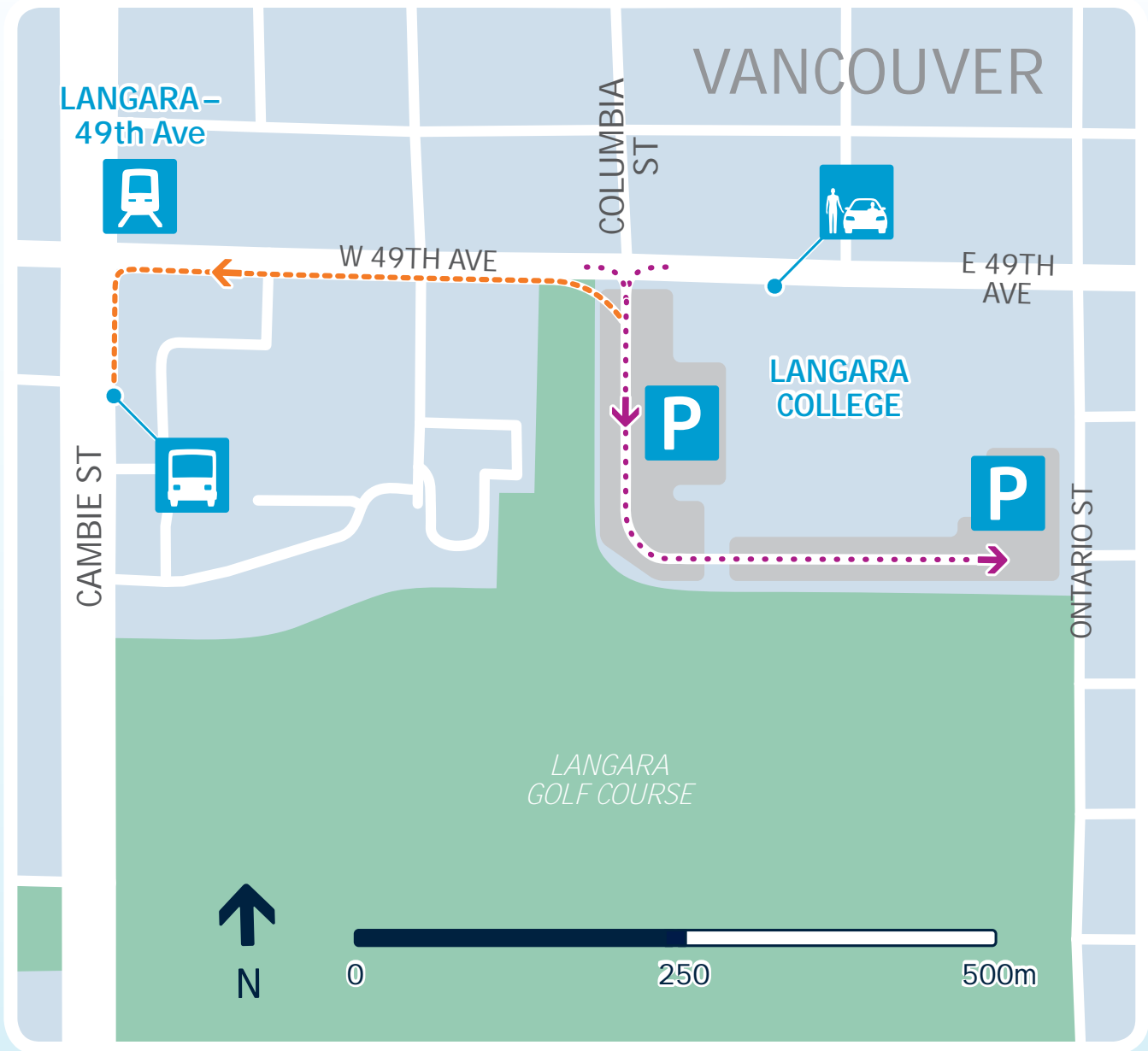




DEPARTURE HUB FOR  
WHISTLER  
CREEKSIDE

Langara College

100 WEST 49TH AVENUE, VANCOUVER





# WHISTLER CREEKSIDE

## GETTING HERE



### By public transit

#### Canada Line rapid transit to Langara – 49th Avenue station

Allow at least 15 minutes' travel time by rapid transit from downtown Vancouver. Proceed to spectator loading zone on Cambie Street south of 49th Avenue.

#### **BUS ROUTES: 3, 15, 49, N15**

Allow at least 45 minutes' travel time by bus from downtown Vancouver.



### By rideshare/carpool

**FROM HIGHWAY 7 (LOUGHEED) WESTBOUND:** turn left on Boundary Road, turn right on 49th Avenue.

**FROM HIGHWAY 1 (TRANS-CANADA HIGHWAY) FROM NORTH VANCOUVER:** take exit 28A (Boundary Road), go south on Boundary Road, then turn right on 49th Avenue.

**FROM HIGHWAY 1 (TRANS-CANADA HIGHWAY) WESTBOUND FROM EXIT 28 (GRANDVIEW HIGHWAY):** stay on Grandview Highway (it becomes 12th Avenue), turn left on Clark Drive (it becomes Knight Street), turn right on 49th Avenue. The departure hub is on your left.