

## ARRIVE EARLY

Plan your trip so that you're at the venue well before the scheduled start of the event. Gates open **two hours** before the start of competition at city venues and **three hours** before the start of competition at Whistler and Cypress Mountain venues. Gates open **four hours** prior to the start of the Opening and Closing Ceremonies.

## GO CAR-FREE

As there is no spectator parking at any Olympic venue, public transportation is the best way to go. Don't forget to reserve your seat on the Olympic bus network for Whistler and Cypress Mountain events. See **page 38** for more information on Games-time transportation.

## DRESS APPROPRIATELY

Dress for cold and wet weather — warmly, in layers and in waterproof clothing. Remember to wear suitable footwear as you may have to walk on uneven, snowy or icy surfaces.

## HAVE YOUR TICKETS READY

Be sure to have your tickets with you as you must have a valid ticket to enter a venue. Treat your tickets like cash; lost or stolen tickets will not be replaced or refunded.



## PREPARE FOR THE SECURITY SCREENING

Avoid taking large bags to the venues. If you are unsure of what you can and cannot bring with you, check the prohibited and restricted items list on **page 28**.

## YOUR PAYMENT OPTIONS

Visa cards and cash are the only methods of payment accepted at Olympic venues.

## ACCESSIBILITY

All venues have been reviewed for accessibility. If you have a specific need, see the nearest staff member for assistance.

## BE INFORMED

At the venue, look for wayfinding signage, listen to announcements and read the message boards — this will provide you with the information you need to make the most of your experience. Is there still something you need to know? Don't hesitate to visit our information booths located at each venue.



Biathlon

Cross-Country  
SkiingSki  
JumpingNordic  
Combined

# WHISTLER OLYMPIC PARK

GATES OPEN THREE HOURS PRIOR TO THE START OF COMPETITION.

## GETTING HERE



### From Vancouver

Take the Olympic bus network from the BC Institute of Technology (BCIT) departure hub in Burnaby (see [page 54](#)).



### From Whistler

Take the Whistler Olympic Park Express shuttle from designated stops within Whistler Village.

There is no BC Transit to this venue.



### Travel time to venue

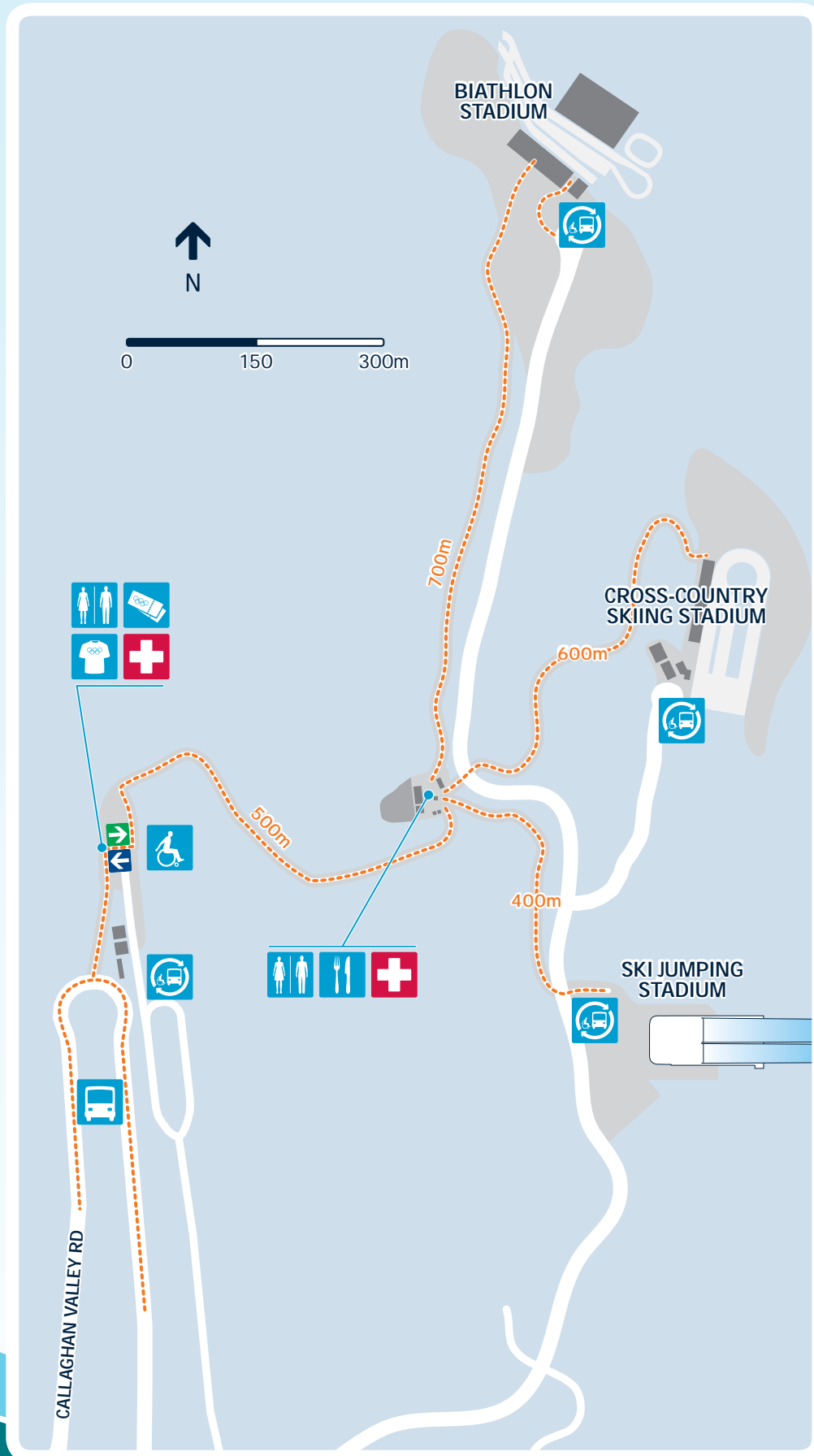
From BCIT: up to 3 hours.

After entering the venue, you'll walk along a common pathway for about 500 metres until you reach a decision point.

From here, depending on which event you're attending, you'll walk either 400 metres to the ski jumping stadium, 600 metres to the cross-country skiing stadium or 700 metres to the biathlon stadium (25–30 minutes).

For Nordic combined, the pathway between the two stadia — ski jumping and cross-country skiing — is about one kilometre in length.







## TICKETS

The ticket box office is located between the transportation drop-off point and the entrance of the venue.

Spectators with category A tickets have the right to reserved grandstand seating. Spectators with category B tickets are entitled to general admission standing. In order to access each stadium, it is necessary to have the ticket for the specific event.

For Nordic combined, make sure you have tickets for **both** Nordic combined ski jumping and cross-country skiing and that you bring both with you.



## INFORMATION

Visit the information booths located in the spectator plaza of each stadium if you have any questions concerning venue and competition information, tourist information or ticket resolution issues. Lost and found is also located at the information booths.



## ACCESSIBILITY

Spectators with specific needs will be dropped off at the venue entrance and from there will board the accessible shuttle, which stops approximately 50–75 metres from the spectator plaza of each stadium.



## DO

Dress appropriately — wear layers, and if you have grandstand seating, wear warm pants. Wear appropriate footwear to walk on snow and ice around the venue. To access the three stadia, you'll be required to walk along a sloped pathway covered with snow.



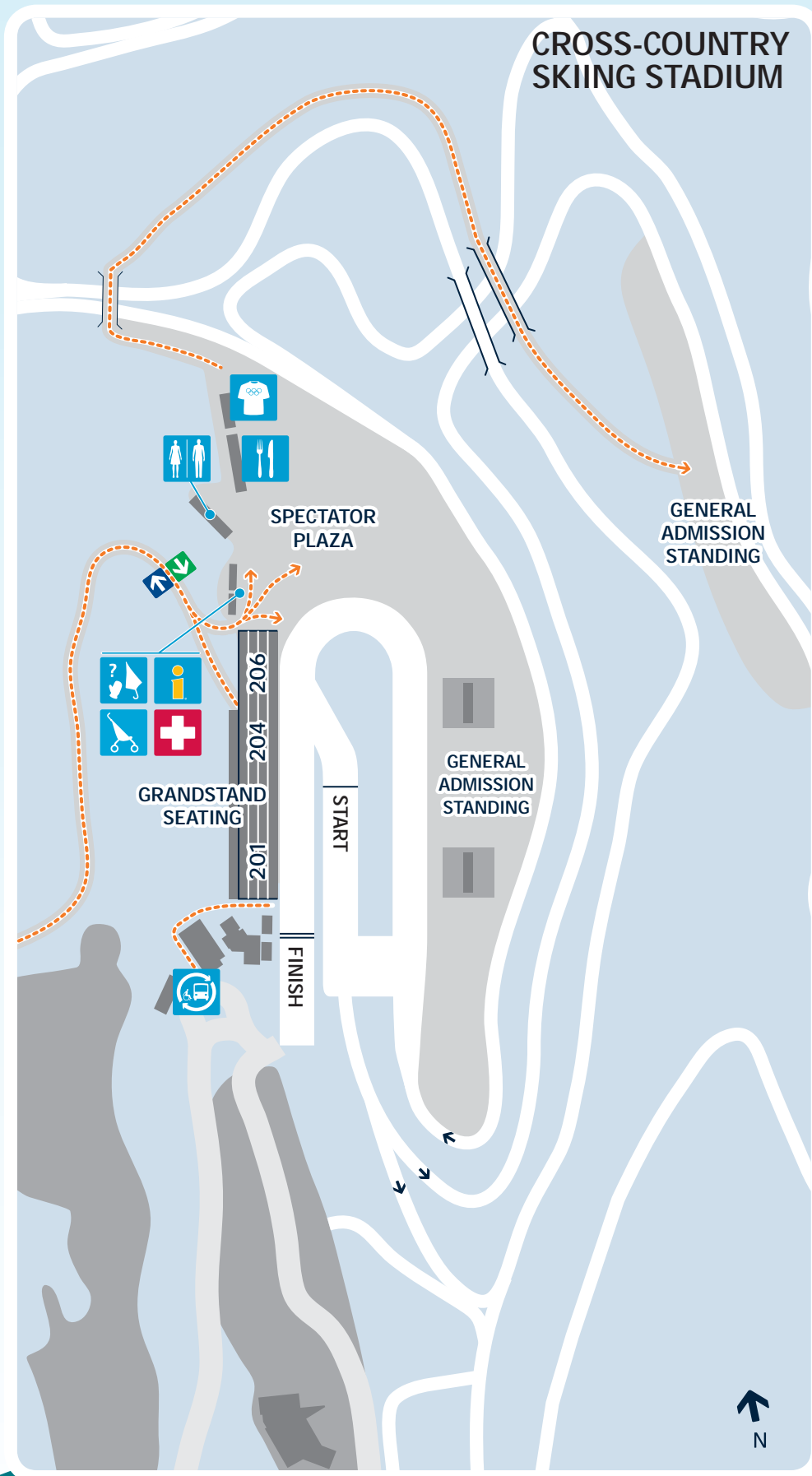
## DON'T

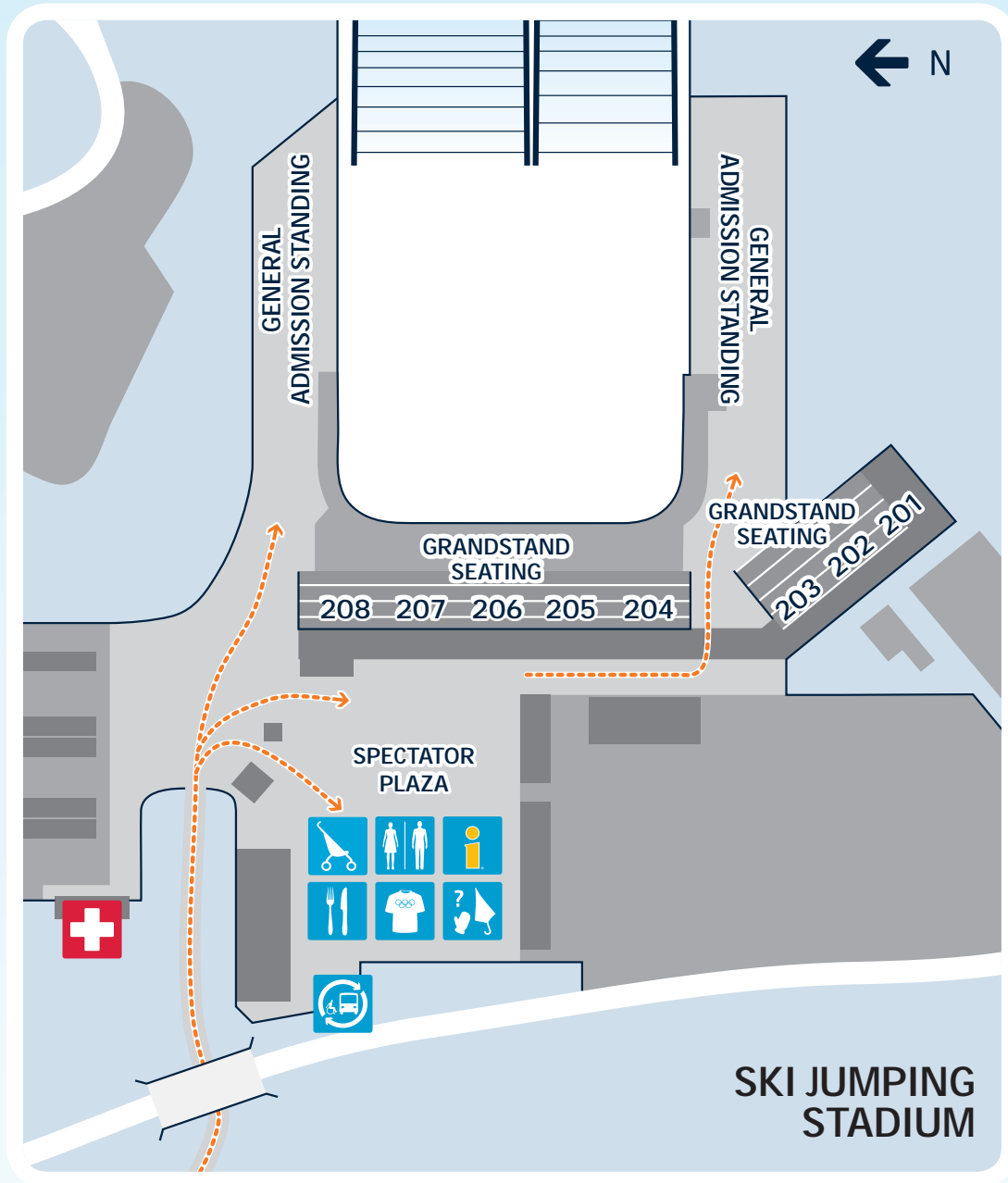
Please remember that leaving and re-entering the venue is not permitted.

**Tip** As this venue has limited shelter, you could be outside for several hours. Be prepared for cold or wet weather.









**DID YOU KNOW** that Whistler Olympic Park is also a Paralympic venue, known as Whistler Paralympic Park? Medals will be awarded in 20 Paralympic cross-country skiing events.



# TO CYPRESS MOUNTAIN AND WHISTLER VENUES

## THE OLYMPIC BUS NETWORK

The Olympic bus network is the quickest way for spectators from Metro Vancouver to be transported to Cypress Mountain and Whistler venues from a network of departure hubs. After each competition, you will be transported back to your originating departure point. To reserve a seat on the bus, you must purchase an Olympic bus network transportation ticket. **Only Olympic event ticket holders may reserve seats on the Olympic bus network.**

You can take public transportation, rideshare/carpool or drive to a **departure hub** located at the British Columbia Institute of Technology (BCIT), Capilano University, Simon Fraser University (SFU) and Langara College.

There is also a **transfer hub** at Lonsdale Quay. This hub is only accessible by public transportation, including the SeaBus. There is no spectator parking available at this hub.



**Do not show up at a departure hub without a reservation.**


You will need a reservation to gain access to parking at the departure hub and to board an Olympic network bus.

**Do not park along roadways in residential neighbourhoods**, near a departure hub or in a departure hub not associated with your venue destination. **Strict towing policies will be enforced.**

**Do not drive to the venue** as there will be no spectator parking.

**Tip** The Olympic bus network only serves spectators going from the Vancouver area to Cypress Mountain and Whistler venues. If you are coming from the Whistler area to Vancouver, you can use charter bus service. For more information see [page 59](#) and [whistler.com](#).






### Olympic bus network transportation tickets

Olympic bus network transportation tickets are sold separately from Olympic event tickets. With the purchase of a transportation ticket, you reserve a round-trip seat to Cypress Mountain or a Whistler venue and receive complimentary parking at a designated departure hub through the Click and Park online reservation system.

When you book your **round-trip** seat on the Olympic bus network, you will receive confirmation of your departure date and time, bus departure location and if applicable, your parking reservation. It is very important to arrive on time to your departure hub; otherwise, you could miss your bus and your event.

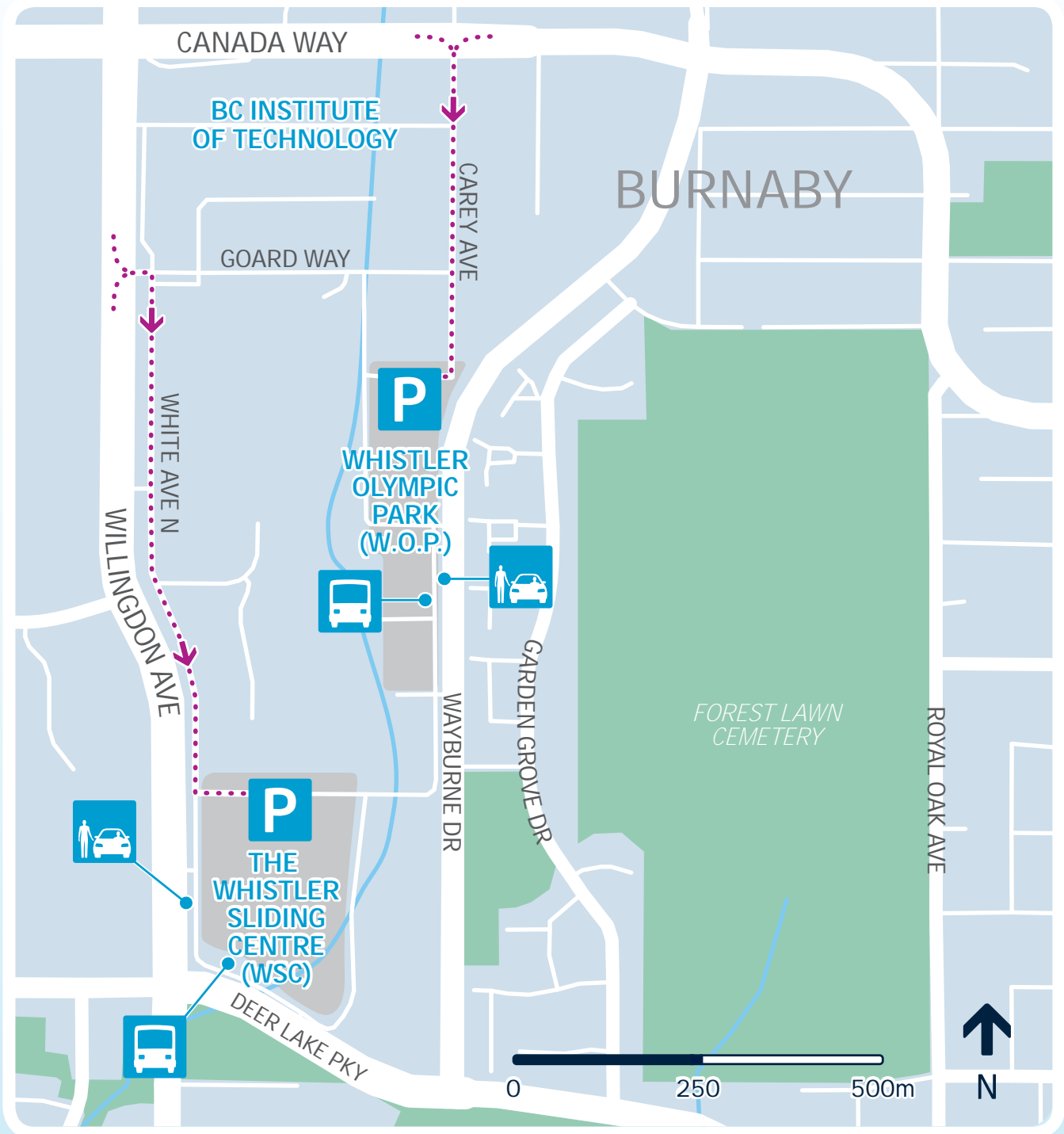
For Olympic event ticket holders whose trip originates in Vancouver, there will be a round-trip cost associated with booking a seat on the Olympic bus network. We recommend that you book your seat early to get your preferred departure time and rate. Rates are subject to change. For more information or to purchase your seat, visit [departurehubs.clickandpark.com](http://departurehubs.clickandpark.com).





DEPARTURE HUB FOR  
WHISTLER OLYMPIC PARK AND  
THE WHISTLER SLIDING CENTRE

**BC Institute of Technology (BCIT)**  
3700 WILLINGDON AVENUE, BURNABY



# WHISTLER OLYMPIC PARK AND THE WHISTLER SLIDING CENTRE

## GETTING HERE



### By public transit

**BUS ROUTES: 25, 123, 130**

These buses connect to SkyTrain Expo and Millennium Lines.

Allow at least 60 minutes' travel time from downtown Vancouver.



### By rideshare/carpool

**FROM HIGHWAY 1 (TRANS-CANADA HIGHWAY):** take exit 29 (Willingdon south), go south on Willingdon. BCIT is on your left.

From here:

**FOR WSC:** turn left on Goard Way, right on White Avenue North (one block south of Canada Way)

**FOR W.O.P.:** turn left on Canada Way, turn right on Carey Ave.