




RISE TOGETHER



2010 POST SEASON

MEDIA GUIDE

OKLAHOMA CITY THUNDER 2010 PLAYOFF MEDIA GUIDE

This guide is designed to assist you with your coverage of the Oklahoma City Thunder and the 2010 NBA Playoffs. If you need further assistance or additional information, please contact a member of the Thunder Basketball Communications Staff:

Brian Facchini – Director of Basketball Communications

Office: 405-208-4848

Cell: 405-443-8285

E-mail: bfacchini@thunder-nba.com

Michael Ravina – Manager of Basketball Communications

Office: 405-208-4856

Cell: 405-618-7495

E-mail: mravina@thunder-nba.com

John Read – Coordinator of Basketball Communications

Office: 405-208-4862

Cell: 405-618-3427

E-mail: jread@thunder-nba.com

THUNDER CREDENTIAL POLICY FOR 2010 NBA PLAYOFFS

All media members holding a 2009-2010 Thunder Full Season Media credential will have the same access to ALL playoff HOME GAMES the Thunder could play through the FIRST THREE ROUNDS. Prior to the first home playoff game, the Thunder Basketball Communications Department will issue stickers for you to affix to your season credential. You can pick up these stickers at the Integris Health Training Center or before the game at the Ford Center media entrance (located on the east side of the building adjacent to the Courtyard Marriott).

Single game credential requests need to be made NO LATER THAN 12:00pm the day before the game. Should a single game credential be granted to you by the Thunder Basketball Communications Department, credentials will be made available for pick-up at the Ford Center media entrance FOUR HOURS prior to tip-off. Due to the number of requests we expect to receive this will be a hard deadline and requests received after this time will be filled based upon space available.

PRESS SEATING

We will do our best to accommodate as many media members as we can inside the Ford Center for all Thunder playoff games. Due to the amount of credential requests we anticipate, we cannot guarantee media seating.

PARKING

Parking is extremely limited and will be filled on a first come first serve priority basis. In the event you receive a parking pass, parking can be found on the lower level of the Cox Convention Center located on Robinson Avenue just north of the Ford Center in downtown Oklahoma City.

MEDIA AVAILABILITY: We will make every effort possible to schedule practice and shootaround media availabilities in cooperation with the opposing teams to ensure that you have an opportunity to cover both teams.

Per NBA rules, the last 30 minutes of team practices will be open to the media for content gathering and interviews. Similarly, the last 15 minutes of team shootarounds will be open for content gathering and interviews. Team locker rooms at the Ford Center will be open from 90 – 45 minutes prior to tip-off and 10 minutes after the conclusion of the game. As always, please contact the Thunder PR Hotline below for all media availability times.

Thunder Public Relations Hotline: 405-208-4801

The Oklahoma City Thunder 2010 NBA Playoff Media Guide was written and edited by Brian Facchini, Michael Ravina and John Read. The information contained in this publication is provided as a courtesy to the fans and the press and may be used only for personal or editorial purposes. Any commercial use of this information is prohibited without the prior written consent of the Oklahoma City Thunder. Copyright © 2010 Oklahoma City Thunder



OKLAHOMA CITY THUNDER NOTES

And the Thunder Rolls: The Thunder concluded the 2009-10 season by compiling 50 wins a year after posting 23 victories during the team's inaugural season in Oklahoma City. The 27 win improvement is the tied for the NINTH largest increase in NBA history. Additionally, the Thunder is just the eleventh team in the last 10 years to double their win total from one season to the next (Most recently: Miami Heat won 43 in 2008-09 after 15 wins in 2007-08). With their win over the Memphis Grizzlies in the team's regular season finale (4/14), Oklahoma City maintains a 26-11 record (.703) dating back to January 29th. The .703 winning percentage during this span was tied for 6th best in the NBA. During this 10 week long stretch, the Thunder averaged 105.8 points per game on better than 47.0% shooting.

That's Improvement: After finishing with a record of 23-59 (.280) a season ago, Oklahoma City demonstrated material improvement this past year by posting a record of 50-32 (.610), which represents a 33.0 point improvement in winning percentage year-over-year. The 33.0 point improvement led the NBA this season (Memphis ranked second with a 19.5 point year-over-year improvement).

Youngest Scoring Champ...EVER: With a game-high 31 points during the Thunder's regular season finale (4/14), Kevin Durant (30.1 ppg) locked-up the NBA's scoring title in just his third season removed from the university of Texas. By averaging 36.3 points during the final seven games of the season, KD moved past LeBron James (29.7 ppg) and in doing so he becomes the youngest scoring champion in NBA history (21 years and 197 days). The previous record was held by Max Zaslofsky of the Chicago Stags (22 years and 105 days) in 1947-48, when the scoring champion was determined by total points scored. Durant also becomes the first player in OKC franchise history to capture a regular season scoring title.

Rarified Air: Durant became just the 10th player in NBA history to start every game during the regular season while averaging 30 points or better. Only Michael Jordan (five times) and Wilt Chamberlain (four times) accomplished this feat more than once. Kobe Bryant was the last NBA player to play in every game while scoring at a 30.0 point per game clip (2002-03).

Starters in Tact: This season, four Oklahoma City players started all 82 games for the Thunder (Durant, Green, Sefolosha and Westbrook). To highlight the rarity of such a feat, only four teams dating back to 1970 have maintained the same four starters in every game played during the regular season {Most Recent: The 2002-03 Golden State Warriors (Arenas, Dampier, Jamison and Richardson)}.

Youth Movement: The Thunder concluded the 2009-10 season as the youngest team in the NBA with an average age of 25 years and 42 days. Additionally, the OKC starting lineup of Durant, Green, Krstic, Sefolosha and Westbrook is the youngest in the league with an average age of 23 years and 346 days. For a matter of comparison, the age of the average NBA roster is 26 years and 329 days and the oldest team in the league entering the 2009-10 season was the San Antonio Spurs with an average age of 29 years and 73 days (as of opening night).

New and Improved: In his second NBA season, Thunder guard Russell Westbrook exhibited an improved all-around game. During his 82 appearances, Westbrook averaged 16.1 points, 8.0 assists and 4.9 rebounds in 34.3 minutes per game. Only a select number of NBA players have maintained such averages throughout the course of an entire season. Below is a list of those second-year players to average 16-plus points, 6-plus assists and 4-plus rebounds during their sophomore NBA seasons.

Second-Year Player Averages (last 10 years)				
	Year	PPG	APG	RPG
Russell Westbrook	2009-10	16.1	8.0	4.9
Chris Paul	2005-06	17.3	8.9	4.4
LeBron James	2003-04	27.2	7.2	7.4
Dwyane Wade	2003-04	24.1	6.8	5.2
Gilbert Arenas	2001-02	18.3	6.3	4.7

30 Never Looked so Good: By recording a game-high 30 points during the Thunder's season finale versus Memphis, Kevin Durant registered his 47th 30-plus scoring game of the season. The 47 games of 30+ points were the MOST in the NBA this year and an OKC franchise record. Most importantly, the Thunder went 31-16 when Durant scored 30+. Earlier this year, Durant set an all-time franchise record by scoring 30+ points in SEVEN consecutive contests (12/22 – 1/2). During this two-week long run, Durant posted averages of 33.6 points on 56.8% shooting (84-148 FG's) including 45.8% shooting from behind the 3-point arc (11-24). LeBron James was the last NBA player to piece together a seven-game string of 30+ (Nov. 2007).



Feasting on the East: With their 109-104 victory over the Boston Celtics on 3/31, OKC concluded their schedule vs. Eastern Conference opponents by finishing with a 22-8 record. On the season, the Thunder "swept" EIGHT Eastern Conference opponents (Miami, Detroit, Washington, Atlanta, New York, New Jersey, Toronto and Philadelphia) while defeating 14-of-15 teams in the conference (0-2 vs. Cleveland). The 22 wins against "The East" are more than twice the Thunder road win total for all of last season. Last season, the Thunder failed to "sweep" a single Eastern Conference foe as OKC concluded the year with an 8-22 mark against "The East".

Boards are the Barometer: The Thunder finished the regular season ranked 3rd in the NBA in rebounding. To dig a bit deeper, the Thunder outrebounded their opponent in 55 of 82 games. In those contests, OKC posted a 40-15 record. Meanwhile, the Thunder went just 10-17 when they fail to outrebound their opposition. During a three-game stretch to close-out calendar year 2009 (12/23 at PHX – 12/28 at NJ), OKC outrebounded their opponent by 10 or more in each of the three contests. It had been four years since the OKC franchise last outrebounded their opponent by 10+ in three consecutive games (12/23/05 – 12/29/05). On the season, the Thunder went 16-2 when outrebounding their opponent by 10 or more.

Making them Look Free: Kevin Durant finished the season ranked 6th in the NBA by shooting an even 90.0% from the charity stripe. Durant's 756 free throw makes are an all-time OKC Thunder franchise record and the most in a single-season since Michael Jordan recorded 833 free throw makes during the 1986-87 season. With his five made free throws during the Thunder's regular season finale, KD passed Rick Barry and moved into 6th place all-time for free throws made in a season. KD is the ONLY player in NBA history to convert 700+ free throws while shooting 90.0% or better. Durant's 10.2 free throw attempts per game this past season led the NBA.

Road Warriors: With their victory over the Minnesota Timberwolves (2/21), the Thunder won five consecutive roads games for the first time since February of 2005. This season, the Thunder pieced together three separate three-game road winning streaks. As a point of reference, the OKC franchise failed to win three straight road contests in each of the last two seasons. Despite their loss to the Blazers at the Rose Garden (4/13), OKC finished the 2009-10 season with a 23-18 record away from the Ford Center. The 23 road wins exceeds the combined road win total for the past two seasons (15). The Thunder was one of ELEVEN teams in the NBA to boast a winning road record this season and only FIVE teams registered more road victories than OKC (BOS, CLE, ORL, DAL & POR).

Chart Topper: With his 36th point during OKC's win over Minnesota on 4/4, KD passed Dale Ellis for the all-time single-season scoring title with his 2,254th point of the year. At the end of March, Durant reached the 2,000 point plateau with his three-point field goal at the 3:39 mark of the third quarter during the Thunder's loss to the Indiana Pacers on 3/21. KD reached the 2,000 point threshold in just his 68th game of the season and in doing so he becomes one of only two NBA players to accomplish the feat at age 21 or younger. LeBron James reached the 2,000-point scored plateau in his 65th game during the 2005-06 season at the age of 21.

Franchise-High Points (single season)		
	Season	Points
Kevin Durant	2009-10	2,472
Dale Ellis	1988-89	2,253
Spencer Haywood	1972-73	2,251

Russell Rules: After recording double-figure assist totals nine times during his rookie season (2008-09), Russell Westbrook tallied 28 double-figure assist games (24 double-doubles on the season). During a two week span from 2/20-3/3, Westbrook recorded double-doubles in six of seven Thunder Contests. Included in that stretch, Westbrook registered his second career triple-double on 2/21 at Minnesota where he finished the night with 22 points to go along with 10 rebounds and 14 assists. Westbrook, finished the season tied for 7th in the NBA with 8.0 assists per game. Earlier this season, Westbrook recorded double-figure assist totals in four straight contests (12/28 – 1/2). The last OKC franchise player to record such a feat was Gary Payton who handed-out 10-plus assists in four consecutive games during the 2001-02 season (1/3/02 – 1/10/02). Oklahoma City went 23-5 this past season when Westbrook recorded 10+ assists.

Another Thunder POW: Kevin Durant earned his third Player of the Week award from the NBA in early April after helping guide the Thunder to a record of 4-0 from March 29th through April 4th. During this week long stretch, KD led the league in scoring with 31.5 points per game to go along with 8.0 rebounds per contest. Earlier this season Russell Westbrook earned the NBA's Player of the Week award for games played February 1-7. During the seven day span Westbrook helped lead Oklahoma City to a 3-0 week, including two wins on the road (GS, NO) while averaging 19.7 points, 9.7 assists, 8.0 rebounds and 3.3 steals.



A Run for the Record-Books: In a streak that spanned 64 days, Kevin Durant became the ONLY active NBA player to score 25 or more points in 29 consecutive games. The streak which began 12/22 at LAL came to an end on 2/24 when Durant recorded a team-high 21 points in the Thunder's loss to San Antonio. During the 29-game run, the Thunder posted a record of 20-9 as KD averaged 32.4 points on 50.8% shooting including 50.0% (51-102) from behind the three-point arc. Ray Allen held the previous franchise mark by recording 25-plus in ten straight games during the 2006-07 season. Michael Jordan was the last player to exceed KD's streak when he recorded 25+ points in 40 straight games during the 1986-87 season.

Longest Streaks of 25+ Points (All Active NBA players)		
	Date	Streak
Kevin Durant (OKC)	Dec 2009-Current	29
Allen Iverson (PHI)	Jan-Mar, 2001	27
LeBron James (CLE)	Jan-Mar, 2008	21
Tracey McGrady (ORL)	Feb-Mar, 2003	20
Kobe Bryant (LAL)	Two occasions	19

Close, but... The Oklahoma City Thunder lost four games played between 1/13 – 1/23 (CLE, MEM, DAL and SA) by a combined FIVE points. The aggregate five point deficit is the smallest combined margin of defeat for four consecutive losses in franchise history. It has been more than a decade since another NBA team last experienced four straight losses by a total of just five points (Indiana Pacers; 3/30/99 – 4/10/99).

March Madness: The 11 wins by the Thunder in March are the most wins in a month since the OKC franchise won 11 games in March of 2005. OKC has now posted four consecutive winning months for the first time since the 2004-05 season.

Friendly February: With seven straight wins to open the month of February, the Oklahoma City Thunder extended their longest winning streak (nine games) since 2004. By defeating the Toronto Raptors 119-99 on 2/28, OKC finished the month of February with a 9-2 mark (.818). The 81.8% winning percentage is the highest in a given month (minimum 10 games) for the franchise since January 1997 (.846). The 9-2 record proved enough to win Thunder head coach Scott Brooks NBA Coach of the Month honors. In his first full-season as Thunder head-coach, Brooks wins the award for the first time in his career.

All Good Things Must Come to an End: With their loss to the Phoenix Suns on 2/23, the Thunder fell victim to a loss for the first time in nearly a month (1/27 vs. Chicago). The Thunder loss snapped a run of nine straight Oklahoma City victories. The nine consecutive wins is the longest streak for the OKC franchise since the team won nine games in a row after losing its season opener to begin the 2004-05 season (11/5/04 – 11/19/04). Additionally, the nine-game streak at the time was the longest win streak in the NBA at the time. During the nine game undefeated stretch, the Thunder shot 47.5% from the floor while outscoring the opposition by a 104.9 to 96.6 margin.

Worth Noting: During the Thunder's 113-107 victory over the Sacramento Kings on 3/2, Kevin Durant (39 points/10 rebounds) and Russell Westbrook (30 points/13 assists) finished with their 19th and 17th double-doubles of the year, respectively. This marks the first time in NBA history that two teammates, each age 21 or younger, each had a 30/10 game.

Century Mark: On December 2nd versus the Philadelphia 76ers, Thunder guard Russell Westbrook notched his 100th career game in memorable fashion. In 34 minutes played vs. Philly, Westbrook recorded a season-high 15 assists, marking the 14th time in his career in which he has reached double-figure assist totals. By posting 11 double-doubles (points and assists) through his first 100 career contests, Westbrook becomes one-of-twelve active players to have accomplished the feat. He joins the likes of Jason Kidd, Chris Paul, Allen Iverson and Deron Williams by posting 11-plus double-doubles comprised of points and assists through his first 100 career games played.

Filling up the Ford: The Thunder began the 2009-10 season right where they left off... with another sellout. Those that made up the capacity crowd of 18,203 on opening night (10/28/09) in Oklahoma City were greeted with a new and improved Ford Center. As part of a taxpayer funded initiative passed in March 2008, numerous arena improvements completed last summer. The Ford Center now boasts a state-of-the art scoreboard, new terrace suites and a courtside club to go along with a new and improved Thunder locker room. This season, the Thunder recorded 28 sellouts while drawing an average crowd of 18,004 representing 98.9% capacity. Most recently, OKC sold-out eleven straight contests and 17 of the last 20 games of the regular season dating back to 1/27. During the Thunder's inaugural season in OKC (2008-09), the Ford Center recorded 18 sellouts (19,136) including eight consecutive to end the season. In 41 home games, the Thunder's average attendance topped the 18,700 mark (11th best in the NBA), accounting for an average capacity of nearly 98.0%.



Efficient 45: In the Thunder's outing versus Golden State (1/31), Kevin Durant posted his 14th double-double of the year by recording a season-high 45 points to go along with 11 rebounds. By converting 16-of-21 field goals, KD becomes just the second player in franchise history to record 45+ points on better than 75.0% shooting (Spencer Haywood on 1/7/72; 48 pts on 21-28 FGs). Shaquille O'Neal was the last NBA player to accomplish such a feat {2/27/09 TOR @ PHX (48 pts on 21-28 FGs)}.

All-Star Recap: Kevin Durant made his inaugural NBA All-Star debut earlier this season (2/14) at Cowboy Stadium in front of a record crowd of 108,713 on hand to witness a 141-139 Eastern Conference victory. Durant came off the "West" bench to see 20 minutes of action during which time he knocked-down half of his 14 shots en route to 15 points and five rebounds. On Saturday night (2/13), Durant captured his second H-O-R-S-E victory as he eliminated Boston's Rajon Rondo and Sacramento's Omri Casspi. Meanwhile, Thunder rookie James Harden and second-year guard Russell Westbrook competed in the T-Mobile Rookie-Sophomore Challenge and Youth Jam held at the American Airlines Center on Friday night (2/12). Westbrook led all scorers with 40 points on 18-29 shooting in 32 minutes of action. James Harden helped lead the rookies to victory as he posted 22 points (9-14 FGs) in just 23 minutes of action. Westbrook was also added as a last-minute replacement for Derrick Rose in the NBA Skills Competition.

Select Company: After becoming the league's youngest scoring champion, Kevin Durant is being mentioned amongst some elite NBA company. To the right is a list of other notable scoring totals for players age 21 or younger.

NBA's Top Scoring Averages (age 21 or younger)			
	Year	PPG	Team
Kevin Durant	2009-10	30.1	OKC
LeBron James	2005-06	31.4	CLE
LeBron James	2004-05	27.2	CLE
Tracy McGrady	2000-01	26.8	HOU
Carmelo Anthony	2005-06	26.5	DEN

Perfection from the Stripe: During OKC's loss to the Sacramento Kings (11/10), Kevin Durant recorded a game-high 37 points in large part due to his efficiency from the charity stripe. Durant set a franchise record by converting 18 made free throws without a miss (also a NBA season-high). Setting all-time franchise records from the free throw line is not unfamiliar to Durant. Last season versus the Los Angeles Clippers (1/23/09), KD converted 24 made free throws (on 26 attempts) en route to a 46-point performance at STAPLES Center. Durant's 24 made free throws set a Thunder franchise record. In addition, Durant set a NBA season-high for most FT's made during the 2008-09 season. In doing so, Durant became one of only four players over the last 20 years to convert 24+ FT's in a single game (MR; LeBron James: 24-of-28 on 3/12/06).

Talking Turnovers: During OKC's game at Milwaukee (1/2), Thunder guard Russell Westbrook handed-out 13 assists without committing a single turnover. With ZERO turnovers against the Bucks, he recorded the most assists (13) without a turnover (in franchise history) since April 8, 2001 (Gary Payton; 15 assists, 0 TO's). Additionally, it is the most assists without a turnover in the NBA in nearly a year (Chris Paul 15 assists, zero turnovers; 1/6/09). With his zero-turnover performance in the Thunder's win vs. NY (1/11), Westbrook failed to commit a single turnover in six games this season (5-1 OKC record). As a team, the Oklahoma City Thunder committed 14 or fewer turnovers in EIGHT consecutive games to close 2009 (12/16 – 12/29). On the year, OKC is 33-14 when committing 15 or fewer turnovers.

Strong back-2-back Showings at the Ford: With their 127-108 victory over the Wizards on 11/20 and their 108-90 win over the Milwaukee Bucks on 11/27, the OKC franchise won back-to-back home games by 18-plus points for the first time since November of 2004 (Nov. 5th – 10th). The 127 points scored versus the Wizards on 11/20 was the most recorded in regulation (excluding overtime) by the OKC franchise since February 21st, 2001 (127-98 win vs. DEN).

Harden's Greatest Hits: In the Thunder match-ups vs. Orlando (11/18) and Washington (11/20), Harden connected on 10-of-13 3-point field goals including seven consecutive makes during this two-game stretch. The seven consecutive makes ties a rookie record for the most consecutive 3-pointers converted by a first-year player since Michael Dickerson made eight straight for the Houston Rockets (5/4/99-5/5/99). His six 3-point makes at Orlando (11/18) tied a rookie franchise record (Rich Frahm; 12/20/03).



THUNDER QUICK HITS

- The Thunder wrapped-up the 2009-10 season as the youngest team in the NBA (25 years and 42 days)
- The Thunder went 21-1 when shooting 50.0% or better from the field
- The Thunder led the NBA with 5.87 blocks per game. Thunder Rookie Serge Ibaka led all first year players with 1.33 blocks per game
- The Thunder defeated 29 of the 30 teams in the NBA this season (went 0-2 vs. Cleveland)
- With a record of 50-32, the OKC franchise clinched a playoff berth for the first time since the 2004-05 season
- The 11 wins in March are the most wins in a month by the OKC franchise since March of 2005
- Dating back to Jan. 29th OKC closed the regular season tied for the 5th best record in the NBA with a mark of 26-11 (.703)
- Prior to their loss on 2/23, the Thunder won nine straight games for the first times since Nov. 2004
- The Thunder was the only team in the league whose top four scorers (Durant, Westbrook, Green and Harden) have less than three years NBA experience (STATS Inc.).
- The Thunder ranks 7th in the NBA in opponent field goal percentage by limiting the opposition to 44.8% shooting
- Thunder went 22-8 in games played against Eastern Conference opponents (12-3 at home)
- Thunder went 23-5 when Russell Westbrook records 10+ assists
- Thunder went 27-3 when Nenad Krstic score 10+ points
- Thunder went 37-6 when scoring 100+ points.
- Thunder went 40-15 when they outrebound their opponent (10-17 when they do not)
- Thunder went 44-9 when leading after the third quarter
- Thunder went 20-11 in games played after a loss
- Thunder allowed 98.0 points per game after surrendering an average of 103.1 points per game last season
- Thunder finished 2nd in the NBA in free throw shooting (80.5%)

2009-10 OKLAHOMA CITY THUNDER TRANSACTIONS

June 25	Drafted James Harden and Byron Mullens
October 28	Exercised fourth-year contract option on Kevin Durant and Jeff Green & third-year contract option on Russell Westbrook
October 28	Signed Thabo Sefolosha to multi-year contract extension
November 21	Assigned Byron Mullens and Kyle Weaver to the Tulsa 66ers of the NBA Development League
November 24	Recalled Kyle Weaver from the Tulsa 66ers
November 25	Waived forward Ryan Bowen
November 26	Signed free agent guard Mike Wilks
December 22	Acquired Eric Maynor and Matt Harpring from the Utah Jazz in exchange for the draft rights to Peter Fehse
December 22	Waived guard Shaun Livingston and guard Mike Wilks
December 26	Assigned DJ White to the Tulsa 66ers of the NBA Development League
December 28	Recalled Byron Mullens from the Tulsa 66ers
January 8	Recalled DJ White from Tulsa 66ers
February 22	Signed free agent guard Antonio Anderson to a 10-day contract
February 22	Waived Matt Harpring
March 2	Assigned Byron Mullens and Kyle Weaver to the Tulsa 66ers of the NBA Development League
March 4	Assigned DJ White to the Tulsa 66ers of the NBA Development League
March 5	Signed Antonio Anderson to a second 10-day contract
March 9	Recalled DJ White from Tulsa 66ers
March 12	Recalled Kyle Weaver from the Tulsa 66ers
March 16	Signed Mustafa Shakur to 10-day contract
March 16	Release guard Mustafa Shakur
March 31	Signed guard Mustafa Shakur
March 31	Assigned Mustafa Shakur to the Tulsa 66ers of the NBA Development League
April 7	Assigned DJ White to the Tulsa 66ers of the NBA Development League
April 8	Assigned Kyle Weaver to the Tulsa 66ers of the NBA Development League
April 9	Recalled DJ White from the Tulsa 66ers



Sam Presti

Executive Vice President & General Manager

The 2009-10 season marks the third year for Sam Presti as the Executive Vice President and General Manager of the Oklahoma City Thunder. Professional Basketball Club Chairman Clayton Bennett appointed Presti to his current position on June 7, 2007.

During his tenure with the Thunder, Presti has assembled the building blocks for long-term success both on and off the court. Commencing with the 2007 draft, Presti selected Kevin Durant, the University of Texas standout with the team's No. 2 overall pick. Since then, Durant has gone onto win the NBA's Rookie Of The Year award while posting a career scoring average of 22.7 points per game, the fifth highest total for any second year player since 1989.

Through the NBA draft, Presti has continued to add the pieces needed to achieve the organization's singular focus of sustaining success on the floor and in the community. Most notably, Presti selected forward Jeff Green (No. 5 overall) on draft night 2007 through a trade with the Boston Celtics and UCLA guard Russell Westbrook with the teams No. 4 overall selection in 2008.

During the 2009-10 season, Presti and the Thunder acquired Eric Maynor and Matt Harpring in a late December trade with the Utah Jazz in exchange for the draft rights to Peter Fehse. Also this past season, Presti utilized the Thunder's NBA Development League affiliate, the Tulsa 66ers. In all, four Thunder players were assigned to the 66ers throughout the 2009-10 NBA season.

Last summer, Presti nabbed Arizona State guard James Harden with the No. 3 overall selection while also acquiring the rights to Ohio State center Byron Mullens (No. 24 overall) and Robert Vaden (No. 54 overall) in the 2009 NBA draft.

Since moving to Oklahoma City in July of 2008, Presti has stressed the importance of community involvement for both Thunder players and staff. Under his leadership, the Thunder went onto make the second most community relations appearances in the NBA during the 2008-09 season.

Prior to joining the Thunder, the 32 year old Presti held a variety of roles with the San Antonio Spurs from 2000 to 2007. Most recently, he served as the team's assistant general manager from September of 2005 - June of 2007. Presti led the design and implementation of the Spurs scouting database, a system that is now being used by numerous teams throughout the NBA. From 2003 - 2005, he served as the director of player personnel. Prior to that role, Presti was the assistant director of scouting in 2002 and 2003. He joined the Spurs organization as an intern in the summer of 2000 before being promoted to special assistant in the summer of 2001.

Presti earned his bachelor's degree in 2000 in communications, politics and law from Emerson College in Boston, where he was the first Rhodes Scholar nominee in school history. The Concord, Mass. native served as team captain of the Emerson College basketball team during both his junior and senior seasons. In addition, Presti earned All-Academic honors two times and was also twice selected to the Great Northeast Athletic Conference All-Tournament team. He was honored with the Emerson College Young Alumnus Award in 2005.

An accomplished drummer, Presti has produced three music CDs with all proceeds benefiting the Extra Ordinary Needs Fund at Children's Hospital in Boston.



Rich Cho

Assistant General Manager

Rich Cho enters his 12th season with the organization and his ninth as assistant general manager. Cho is responsible for contract negotiations, salary cap and Collective Bargaining Agreement matters, player contracts and all player personnel issues.

Cho has also served as the team's director of basketball affairs (1997-2000) and vice president of legal (2005-07).

As an attorney with experience on both the team and agent sides of professional sports, Cho calls upon his diverse skill set to aide the Thunder management staff. He also helped design and implement one of the NBA's most advanced and comprehensive college and professional player-evaluation systems.

A member of the Washington State Bar, Cho is a graduate of the Pepperdine University School of Law with an emphasis in sports law, contract negotiations and dispute resolution.

Prior to attending law school, Cho earned his engineering degree from Washington State University and worked as an engineer at Boeing in Seattle for five years. He began his work with the team as an intern in May of 1995. He continued in that role until his graduation from law school in May of 1997 when he was hired as a part-time consultant.

Troy Weaver

Assistant General Manager

Troy Weaver begins his second season as the club's assistant general manager after joining the Thunder in May of 2008. Weaver assists General Manager Sam Presti with roster development and day-to-day basketball operations. In addition, he coordinates the team's player personnel matters including NBA Draft preparation, player free agency and summer league roster.

Weaver held the position of director of player personnel for the Utah Jazz in 2007-08. He spent three seasons (2004-07) as head scout for the Jazz before his promotion to director of player personnel.

Prior to joining the Jazz, Weaver was an assistant coach at Syracuse University for four seasons (2000-04). The Orangemen won the 2003 NCAA National Championship led by Weaver recruit Carmelo Anthony. In addition to his experience at Syracuse, Weaver spent time as an assistant coach at New Mexico (1999-2000) and Pittsburgh (1996-99).

Prior to his collegiate coaching days, Weaver amassed an 85-17 record as an AAU coach in Washington, D.C. He guided DC Assault to the 1996 AAU Tournament of Champions.

Weaver graduated with an associate's degree from Prince George's Community College (MD) in 1991, where he also played one season of basketball.



Scott Brooks

Head Coach

2009-10 Record: 50-32 (.610)

Career Record: 72-79 (.477)

NBA Head Coaching Experience: 2nd Season

Scott Brooks is in the midst of his first full season as head coach of the Thunder after being named the 16th head coach in franchise history at the end of last season. Brooks was named interim head coach 13 games into the 2008-09 season and was later named head coach on April 15, 2009 prior to the team's final game of the season. A day after being awarded his first NBA head coaching position, Brooks led the Thunder to their most lopsided victory of the year in the team's season finale, a 126-85 win versus the Los Angeles Clippers at STAPLES Center.

In his first full season as head coach, Brooks has been the guiding force behind one of the biggest turnarounds in NBA history. A year after winning 23 games, the Thunder concluded the 2009-10 season with a record of 50-32 (.610). The 27 win improvement is tied for the ninth largest in NBA history. This past season the Thunder increased their winning percentage by 33.0 points, which led the league (Memphis second with 19.5 point improvement).

Earlier this year, Brooks was awarded NBA Coach of the Month Honors in the Month of February after the Thunder wrapped-up the month with a 9-2 (.818) mark. The 81.8% winning percentage for the OKC franchise was the highest in a given month since January of 1997.

The Thunder would only increase their number of wins the following month. In March, the team posted an 11-5 record. The 11 wins in the month of March were the most recorded in a given month by the OKC franchise since the 2004-05 season.

Prior to his appointment as interim head coach on November 22, 2008 Brooks joined P.J. Carlisemo and the Thunder coaching staff at the start of the 2007-08 season.

Before joining the Thunder organization, Brooks spent the 2006-07 season working as an assistant coach with the Sacramento Kings. His NBA coaching career began with the Denver Nuggets, where he served as an assistant coach under George Karl from 2003-06. Brooks helped lead the Nuggets to the playoffs in each of his three seasons with the club. During his brief tenure with the Nuggets, Denver amassed a 136-110 (.560%) regular season record.

Brooks enjoyed an 11-year (1988-99) playing career in the NBA, appearing in 680 regular season games with Philadelphia, Minnesota, Houston, Dallas, New York, Cleveland and the Los Angeles Clippers. Brooks' teams advanced to the postseason six of his 11 NBA seasons, and in 1994, he was a member of the NBA Champion Houston Rockets. Brooks holds career averages of 4.9 points and 2.4 assists per game. He excelled from three-point range, shooting 37.2 percent (287-771) from behind the arc. He also played one year with the Albany Patroons (1988) in the Continental Basketball Association, and was named to the CBA's All-Rookie Team.

In 2000, Brooks was a player/assistant coach with the Los Angeles Stars of the ABA. The following season, he served as the head coach of the Southern California Surf of the ABA, guiding the club to a 23-14 record.

A native of Lathrop, California, Brooks began his collegiate career at Texas Christian University, where he played one season. He then transferred to San Joaquin Delta College for his sophomore season, before spending his final two years at UC Irvine, where he averaged 23.8 points per game as a senior.



Ron Adams

Assistant Coach

Ron Adams completed his first full year as a Thunder assistant coach after joining the team midway through last season (December 31, 2008). Adams brings 18 years of NBA coaching and player personnel experience to Oklahoma City. Before joining the Thunder staff, he spent the previous his six seasons with the Chicago Bulls as an assistant coach (2003-2008) and special assignments scout (2008). While in Chicago, Adams helped guide the Bulls to three consecutive playoff appearances (2004-07).

Adams spent five seasons as an assistant coach with the Milwaukee Bucks (1998-2003). Prior to Milwaukee, Ron spent time as an assistant coach with the San Antonio Spurs (1992-94) and the Philadelphia 76ers (1994-96). He was also a player personnel-scout for the Portland Trail Blazers (1996-98).

Adams began his coaching career as an assistant coach at his alma mater, Fresno Pacific University in 1969 and was promoted to head coach in 1972. He also had assistant coaching stints at U.S. International, University of Cal-Santa Barbara, Fresno State University and University of Nevada-Las Vegas. He was head coach at Fresno State during a second tour of duty from 1986-90.

He has coached professional basketball in Belgium, consulted and coached with the Canadian National basketball program, two Japanese professional basketball clubs and the Belgian Basketball Federation.

Adams graduated with a degree in history and political science from Fresno Pacific University in 1969 and received a master's degree in physical education from Fresno State in 1974.

Maurice Cheeks

Assistant Coach

Cheeks concludes his first regular season campaign with Oklahoma City after spending three-plus seasons (2005-08) as head coach of the Philadelphia 76ers. With Philadelphia, Cheeks guided the 76ers to a 122-147 (.459) mark and a playoff berth during the 2007-08 season.

Cheeks brings 30 years of NBA experience to the Thunder bench including seven-plus seasons as a head coach with Portland and Philadelphia. As an NBA head coach, Cheeks compiled a 284-286 (.498) record.

Prior to joining the Sixers, Cheeks spent three-plus seasons as head coach of the Portland Trail Blazers (2001-05). During his time in Portland, he posted a 162-139 (.538) mark, accounting for the fourth-highest coaching win total in Blazers history. He helped the Blazers reached the NBA Playoffs twice, and his 2002-03 squad tied for second in the Pacific Division with a 50-32 record.

Cheeks played 15 seasons in the NBA, the first 11 with Philadelphia, before stints with San Antonio, New York, Atlanta and New Jersey. He was selected to the NBA's All-Defensive Team five times (First Team: 1983, 1984, 1985, 1986; Second Team: 1987) and played in four All-Star games (1983, 1986, 1987, 1988). He was a member of 76ers 1983 World Championship team. In addition, Cheeks is one of seven former Sixers players to have his number retired by the club (No. 10).

As an NBA player, Cheeks compiled career averages of 11.1 ppg, 6.7 apg and 2.1 spg in 1,101 games over 15 seasons while shooting .523 from the field and .793 from the free throw line.

A native of Chicago, he began his coaching career with the Quad City Thunder of the CBA. In his only season with Quad City, Cheeks helped guide the club to the CBA Championship.

The 1978 West Texas State (currently West Texas A&M) graduate was a four-year starter and three-time MVP in college. He finished his collegiate career third on the Buffs' all-time scoring list, averaging 16.8 points per game while shooting 56.8 percent from the field as a senior. Cheeks was selected in the second round of the 1978 NBA Draft (36th overall by the Sixers).



Rex Kalamian

Assistant Coach

Rex Kalamian wraps-up his first season as a member of the Thunder coaching staff after spending the previous two seasons with the Sacramento Kings (2007-09). Kalamian brings 15 years of NBA experience to Oklahoma City.

Prior to joining Sacramento, Kalamian spent the previous two seasons as an assistant coach with the Minnesota Timberwolves. Before his time in Minnesota, Kalamian spent a one-year stint (2004-05) with the Denver Nuggets working as assistant coach/player development. Kalamian also worked as a West Coast scout for the Philadelphia 76ers during the 2003-04 season prior to assuming his coaching duties in Denver.

The bulk of Kalamian's NBA experience was gained working for the Los Angeles Clippers for nine years in various capacities, starting as an assistant to the scouting department in 1992 before being promoted to assistant coach in 1995. In addition to his many responsibilities on the bench, Kalamian prepared scouting reports on upcoming opponents for coaches and players, as well as developing players' skills.

Kalamian graduated from Cal Poly Pomona in 1993 with a bachelor's degree in business management.

Mark Bryant

Assistant Coach

Mark Bryant recently concluded his third regular season as a member of the Oklahoma City coaching staff. He served as an assistant coach/player development with the Orlando Magic from 2005-07. He spent the 2004-05 season with the Dallas Mavericks as a member of its player development staff.

Bryant spent 15 seasons as a player in the NBA with 10 different teams from 1988-2003. Originally selected by Portland in the first round (21st pick overall) of the 1988 NBA Draft, Bryant helped the Blazers reach the NBA Finals in 1990 and 1992. He appeared in 797 regular season games during his NBA career with Portland, Houston, Phoenix, Chicago, Cleveland, Dallas, San Antonio, Philadelphia, Denver and Boston, averaging 5.4 ppg and 3.8 rpg in 16.9 mpg. Bryant also appeared in 79 career playoff games, averaging 3.5 ppg and 2.5 rpg in 12.2 mpg.

Bryant was a First Team All-Big East selection as a senior at Seton Hall in 1987-88, averaging 20.5 ppg and 9.1 rpg for the Pirates. The 6-9 forward led the school to its first-ever berth into the NCAA Tournament.

Brian Keefe

Assistant Coach

Brian Keefe is in the midst of his third season with the Thunder and his first season as assistant coach. During his previous two seasons with Oklahoma City, Keefe served as a player development coach.

From 2005-07, Keefe worked with the San Antonio Spurs as an assistant video coordinator. Prior to joining the Spurs, Keefe was an assistant coach at NCAA Division II Bryant University in Smithfield, R.I. for four seasons (2001-05), highlighted by a trip to the Division II Championship in 2005. He also served one season as a graduate assistant at the University of South Florida (2000-01).

Keefe began his collegiate playing career at UC Irvine, where he was appointed team captain as a sophomore and named All-Big West Second Team in 1995-96 after leading the team in scoring. After transferring to UNLV for his final two seasons, Keefe helped the Running Rebels win the Western Athletic Conference Tournament and earn an NCAA berth. He was named to the WAC All-Tournament Team after making a tournament-record 13 three-pointers. During his senior season in 1998-99, Keefe was named team captain and helped lead UNLV to an NIT appearance.



2009-10 OKLAHOMA CITY ROSTER



NO.	PLAYER	POS.	HT.	WT.	DOB	FROM	YRS.
4	Nick Collison	F/C	6-10	255	10/26/1980	Kansas	6
35	Kevin Durant	G/F	6-9	230	09/29/1988	Texas	3
22	Jeff Green	F	6-9	235	08/28/1986	Georgetown	3
13	James Harden	G	6-5	220	08/26/1989	Arizona State	R
9	Serge Ibaka	F/C	6-10	235	09/18/1989	Brazzaville, Republic of Congo	R
12	Nenad Krstic	C	7-0	240	07/25/1983	Kraljevo, Serbia	6
6	Eric Maynor	G	6-3	170	06/11/1987	Virginia Commonwealth	R
23	Byron Mullens	C	7-0	275	02/14/1989	Ohio State	R
7	Kevin Ollie	G	6-2	195	12/27/1972	Connecticut	13
2	Thabo Sefolosha	G/F	6-7	215	05/02/1984	Switzerland	4
11	Mustafa Shakur	G	6-3	190	08/18/1984	Arizona	R
36	Etan Thomas	C	6-10	260	04/01/1978	Syracuse	8
5	Kyle Weaver	G	6-6	201	02/18/1986	Washington State	2
0	Russell Westbrook	G	6-3	187	11/12/1988	UCLA	2
3	D.J. White	F	6-9	251	08/31/1986	Indiana	2

HEAD COACH:

Scott Brooks (UC Irvine)

ASSISTANT COACHES:

Ron Adams (Fresno Pacific, Fresno State)

Maurice Cheeks (West Texas State)

Rex Kalamian (Cal Poly Pomona)

Mark Bryant (Seton Hall)

Brian Keefe (UNLV)

**DIRECTOR OF ATHLETIC PERFORMANCE/
ASSISTANT COACH**

Dwight Daub (Evansville)

ATHLETIC TRAINER:

Joe Sharpe (Old Dominion)

Numerical Roster:

0	Russell Westbrook	11	Mustafa Shakur
2	Thabo Sefolosha	12	Nenad Krstic
3	D.J. White	13	James Harden
4	Nick Collison	22	Jeff Green
5	Kyle Weaver	23	Byron Mullens
6	Eric Maynor	35	Kevin Durant
7	Kevin Ollie	36	Etan Thomas
9	Serge Ibaka		



4 Nick Collison

Position: Forward/Center

Height: 6-10

Weight: 255

NBA Years: 6th Season

College: Kansas

Birthdate: 10/16/80

Birthplace: Orange City, IA

Acquired: Selected by Seattle in the first round (No. 12 overall) of the 2003 NBA Draft

2009-10 AVERAGES: In 75 games (five starts), averaged 5.9 points and 5.1 rebounds in 20.8 mpg. Three DNP – Injury and Four DNP's – Inactive (injury)

2009-10 NOTES: Scored in double-figures 13 times including outing vs. DEN on 4/7 in which he led all reserves with 12 points on 4-7 FGs...Recorded back-to-back double-figure rebounding totals 2/3 (at NOH) and 2/6 (at GS)...Posted 2nd double-double of the season with 10 points and 10 rebounds vs. DAL (1/15)...Scored in double-figures 2/26 vs. MIN as he converted 5-6 FG's en route to 10 points...Hit game-winning free throws with 4.5 second remaining in OKC win vs. UTA (12/31)...Registered first double-double on season with 11 points (5-7 FG's) and 10 rebounds during OKC's win at NJ (12/28)...Led all OKC reserves with 14 points on 5-8 FG's at DEN (12/14)...After missing the previous four games due to injury (right knee), returned 12/2 vs. PHI and led all OKC reserves with a season-high 18 points on 8-of-9 FG's while pulling-down a team-high seven rebounds.

NBA CAREER: 2008-09: Appeared in 71 games (40 starts) averaged 8.2 points, 6.9 rebounds in 25.8 minutes... Matched season-high with 21 points at TOR (3/7)... Recorded back-to-back double-doubles for the first time this season in March vs. CHI (3/18) & vs. UTA (3/20)...Recorded 11 double-doubles this season...Led OKC in rebounding 22 times...10 or more points 27 times...20-plus points three times...10-plus rebounds 14 times...Season-high tying 21 points and 13 rebounds vs. Portland (2/6)...Tied career-high five assists at San Antonio (12/14)...Tied career-high four blocks at Charlotte (12/3)...Tied career-high three steals vs. IND (4/5)...Five games on Inactive List...Missed 11 games due to injury/illness...**2007-08:** Appeared in 78 games (35 starts)...Averaged career highs in points (9.8), rebounds (9.4) and assists (1.4)...Averaged 9.4 rpg (15th in NBA)...Led or co-led the team in rebounding 41 times...Registered a team-high 23 double-doubles...Shot 50.2 percent (322-641) from the field (T-27th in NBA)...Tied career highs with 21 rebounds and five assists vs. Washington on 3/26...Posted a season-high 24 points vs. the Los Angeles Lakers on 1/14...Blocked a career-high tying four shots at Charlotte on 11/17...**2006-07:** One of three Sonics players to appear in all 82 games (Wilcox and Wilkins), starting 56...Averaged 9.6 ppg, 8.1 rpg, 1.0 apg, 0.8 bpg and 29.0 mpg...Led team with 66 blocks...Averaged 8.1 rpg (T-18th in NBA)...Led or co-led the team in rebounding 33 times...Registered 18 double-doubles...Posted career highs of 29 points and 21 rebounds at Phoenix on 1/9 to become the 10th player in franchise history to record a 20/20 game, and the 40th overall 20/20 game in team history...Registered 25 points and 13 rebounds vs. Utah on 1/12...**2005-06:** Appeared in 66 games...Averaged 7.5 ppg and 5.6 rpg...Led the team in rebounding 17 times...Registered eight double-doubles...Suffered a partially-torn plantar fascia in his left foot vs. Utah on 3/5 and missed the ensuing 14 games...**2004-05:** One of only two Seattle players to appear in all 82 games (Ridnour)...Averaged 5.6 ppg and 4.6 rpg in 17.0 mpg...Shot 53.7 percent (190-354) from the field (1st among rookies)...Averaged 4.6 rpg (10th among rookies)...Scored in double figures 13 times...**2003-04:** Missed entire rookie season due to surgery on both shoulders...Had successful left shoulder surgery on 10/14...Had successful surgery on his right shoulder on 2/13.

CAREER PLAYOFFS: 2005: Averaged 8.4 ppg and 5.0 rpg in 11 games...Shot 60.7 percent from the floor (37-61)...Scored a playoff-high 15 points and grabbed nine rebounds in Game 5 against Sacramento on 5/3.

COLLEGIATE HIGHLIGHTS: 2003: NCAA All-Final Four Team...NABC National Player of the Year...Associated Press First-Team All-America...John R. Wooden All-American Team...*Basketball Times* First-Team All-American...USBWA First-Team All-American...Big 12 Player of the Year (Coaches)...NABC First-Team All-American...First-Team All-Big 12 (AP and Coaches)...First-Team Academic All-Big 12...Three-time Big 12 Player of the Week...**2002:** Honorable Mention AP All-America...Big 12 All-Tournament Team...Second-team All-Big 12...**2001:** Second-team AP All-Big 12...First-team All-Big 12 (coaches)...*Sporting News* first-team All-Big 12...Second-team Academic All-Big 12...Two-time Big 12 Player of the Week...**2000:** Honorable Mention All-Big 12 (AP)...Big 12 All-Freshman Team...Two-time Big 12 Rookie of the Week.

COLLEGE: 2002-03 (Senior season): Led Kansas to the NCAA title game against Syracuse...Averaged 18.5 ppg (2nd in Big 12), 10.0 rpg (3rd in Big 12, 18th in the nation) and 1.9 bpg...Totaled 702 points, the seventh highest single-season total in school history...Scored a career-high 33 points against Duke in the Jayhawks' NCAA Sweet 16 win...Grabbed a career-high 23 rebounds vs. Texas...**2001-02 (Junior season):** Named to the All-Big 12 Academic Second Team...Averaged 15.6 ppg, 8.3 rpg and 2.2 bpg (1st in Big 12)...Shot 59.2 percent from the field (245-414).



35 Kevin Durant

Position: Forward/Guard

Height: 6-9

Weight: 230

NBA Years: 3rd Season

College: Texas

Birthdate: 09/29/88

Birthplace: Washington, DC

Acquired: Selected by Seattle in the first round (No. 2 overall) of the 2007 NBA Draft

2009-10 AVERAGES: In 82 games (82 starts), averaged 30.1 ppg (led NBA), 7.6 rpg, 2.8 apg and 1.37 spg in 39.5 mpg (4th in NBA). Ranked 6th in the NBA in free throw shooting percentage (90.0%).

2009-10 NOTES: Became youngest player in NBA history to win the scoring title (30.1 ppg) and the first in franchise history...One of only 10 players in NBA history to start every game and average 30+ points...Set franchise record and led the NBA with 756 made free throws...Recorded back-to-back 40 points games for the first time in his career vs. Min (4/4) and at UTA (4/6)...set all time franchise record for points in a single season (2,472 points scored)...Matched season-high with 45 points and a career-high seven made three-point FGs at UTA (4/6)...Made first career All-Star appearance (2/14) and recorded 15 and five rebounds in 20 minutes...Leads NBA and set a franchise record with 47 games of 30+ scoring...His streak of 25+ points in 29 consecutive games (12/22 – 2/23) is an all-time franchise record and the longest streak for all active NBA players...Recorded 25 double-doubles on the year including most recent vs. DEN (4/7) with 33 points and 11 rebounds...Led team in scoring in 75-of-82 games...Tallied 40+ points eight times...OKC was 0-7 when Durant fails to score 20+ points...Tied franchise record with 15 free throw makes in a half on 3/19 at TOR...Became 2nd youngest NBA player (LeBron James) to record 2,000 points through first 68 games at age 21 or younger...Posted season-high 45 points and 11 rebounds vs. GS (1/31). By shooting 16-21 on the night KD becomes the 2nd player in franchise history to score 45+ points on better than 75.0% shooting (Spencer Haywood on 1/7/72; 48 pts on 21-28 FGs)...Matched career-high with 13 offensive rebounds at DAL (1/15)...Named NBA Player of The Week on three separate occasions...Became the 2nd youngest NBA player (behind only LeBron James) to reach 4,000 career points scored 12/4 vs. Boston as he finished with a game-high 36 points...With his 28-point performance on 11-of-22 shooting versus the Jazz in Utah (11/24), became just the fourth player in league history, joining LeBron James (twice), Shaquille O'Neal and Michael Jordan, to score at least 400 points during the first 15 games of a season at age 21 or younger...Set all-time franchise record for most free throws without a miss (18) at SAC (11/10) en route to game-high 37 points.

NBA CAREER: 2008-09: In 74 games (all starts), averaged 25.3 points, 6.5 rebounds, 2.8 assists, 1.30 steals in 39.0 minutes...Ranked 6th in the NBA in scoring (25.3 ppg) and 5th in minutes played (39.0)...Recorded 20 or more points 57 times...30-plus points 21 times including five straight games from 2/1-2/10, marking the longest streak of his career...40-plus points on three occasions...15 double-doubles...Three-plus steals 13 times...Scored 20-plus points 18 consecutive contests (Excludes game at Dallas (2/27) in which he played eight minutes and left with injury) from 1/28-3/24... Throughout this five-week long scoring streak Durant posted a 32.3 point per game scoring average...Career-high 47 points vs. New Orleans (2/17)...Then career-high 46 points including franchise record 24 free throw makes (24-26 FT) and career-high 15 rebounds at L.A. Clippers (1/23)...Scored 20-plus in 12 consecutive games from 1/28-2/24, marking the longest streak of his career...Career-high five steals at Dallas (12/13)...Missed eight games due to injury...Seven games on Inactive List. **2007-08:** Named NBA's Rookie of the Year...Received NBA Rookie of the Month award five times...Became the third teenager to average more than 20 points per game (Carmelo Anthony, LeBron James)...Appeared in 80 games (80 starts)...Averaged 20.3 points per game (1st among rookies, 24th in NBA)...Shot 87.3 percent (391-448) from the foul line (1st among rookies, 11th in NBA)...Averaged 2.4 apg (3rd among rookies)... Played in the T-Mobile Rookie Challenge on 2/15, tallying 23 points, eight rebounds and four assists...Exploded for a career-high 42 points on 18-of-25 shooting at Golden State on 4/16, and added a career-high 13 rebounds...At age 19 years 200 days, no player in the history of the NBA has scored as many points in a game at a younger age.

COLLEGIATE HIGHLIGHTS: Earned National Player of the Year honors from *The Associated Press*, NABC, USBWA, CBS/Chevrolet and *The Sporting News* and was named the winner of the Adolph Rupp Trophy, the Naismith Award and the Wooden Award, becoming the first-ever freshman in NCAA history to win any of those awards...Earned consensus First Team All-American honors, becoming just the third freshman in NCAA history to earn that honor, joining Wayman Tisdale (1983) and Chris Jackson (1989)...Named Big 12 Freshman and Player of the Year, earned First Team All-Conference honors and was named to the league's All-Defensive Team...Set single-season school and Big 12 record for points in a season with 903, a total that ranks as the second-most by a freshman in NCAA history Also set a single-season school record for total rebounds in a season with 390, a mark that ranks second in Big 12 history.

COLLEGE: 2006-07 (Freshman season): Averaged 25.8 ppg (first in Big 12, fourth in the nation), 11.1 rpg and 1.9 bpg in 35 games...Averaged 28.9 ppg and 12.5 rpg in conference play, both Big 12 single-season records for league games only...Scored 20-plus points 30 times and posted 30-plus points 11 times...Recorded 20 double-doubles...Tallied a career-high 37 points on four occasions...Exploded for 37 points and a career-high 23 rebounds at Texas Tech...Posted 37 points, 10 rebounds, a career-high six assists and a career-high six blocks vs. Kansas in the Big 12 Tournament finals...Named Big 12 Tournament Most Valuable Player after scoring a tournament-record 92 points.

PERSONAL: Wears No. 35 to honor his childhood AAU coach, Charles Craig, who died when he was 35...Favorite food is crab legs...Biggest sports thrill is beating Texas A & M as a freshman in double overtime...Most admired Vince Carter as a child...Loves to play video games (NBA Live and March Madness) and shopping for clothes...Favorite motto, which his mentor and coach Taras Brown recited when Kevin was working out, is: "Hard work beats talent when talent fails to work hard"...Member of the Advisory Council for the 2007-08 Jr. NBA/Jr. WNBA program.



22 Jeff Green

Position: Forward

Height: 6-9

Weight: 235

NBA Years: 3rd Season

College: Georgetown

Birthdate: 08/28/86

Birthplace: Hyattsville, MD

Acquired: Selected by the Boston Celtics in the first round (No. 5 overall) of the 2007 NBA Draft. Pick was traded to Seattle, along with forward Wally Szczerbiak and guard Delonte West for guard Ray Allen and the 35th pick (Glen Davis) in the 2007 NBA Draft.

2009-10 AVERAGES: In 82 games (82 starts), averaged 15.1 ppg, 6.0 rpg, 1.6 apg and 1.27 spg in 37.1 mpg.

2009-10 NOTES: Tallied 11th double-doubles on the season with most recent coming on 4/7 vs. DEN (11 points and 10 rebounds)...Registered back-to-back 20+ point scoring efforts for the first time this season at TOR (3/19) and at IND (3/21)...Scored 20+ points 13 times, including recent contest at UTA (4/6)...Converted two three point field goals in final two minutes during team's win at BOS (3/31)...Thunder went 9-1 on the year when converting three or more three point field goals...Recorded a season-high 27 points vs. NJ (3/12). In 40 minutes converted three of four three-point attempts and 11-16 FGs overall... Posted back-to-back double-doubles for the first time this season at NY (2/20) and at MIN (2/21)...Matched season-high with 14 rebounds to go along with 17 points for 9th double-double 2/21 at MIN ...Recorded seventh double-double of the season with 15 points and team-high 11 rebounds at ATL (1/18)...Recorded 24 points on 9-19 FG's vs. CHI (1/27)...Tallied team-high 21 points on 9-16 FG's to go along with team-high (tying) eight rebounds at HOU (12/19)...With 15 points and 11 rebounds, recorded 5th double-double of the season vs. DAL (12/16)...Posted a then season-high with 26 points 12/13 vs. CLE. It was his 4th 20+ point scoring effort of the season and OKC's first loss in such contests (3-1 record)... Posted career-high four steals in OKC game at UTA on 11/24...Recorded 3rd double-double with 19 points and season-high 14 rebounds vs. WAS (11/20). His 14 rebounds at the time were the most recorded by any OKC player at that point in the season...Posted double-double in OKC win at SA (11/14)...In season opener vs. SAC (10/28), led team with eight defensive rebounds and four made 3-point FG's... Dating back to last season, OKC is 6-17 when Green fails to score in double-figures.

NBA CAREER: 2008-09: In 78 games (all starts), averaged 16.5 points, 6.7 rebounds, 2.0 assists, 1.04 steals in 36.8 minutes...Scored 10+ points in 34 straight contests from 1/16 - 4/10...20 or more points 25 times...30-plus points once...10-plus rebounds 12 times...11 double-doubles...Career-high 15 rebounds at Golden State (2/21)...For second time this season, tied then career-high 14 rebounds vs. Detroit (1/16)...Tied career-high 14 rebounds at Atlanta (12/23)...Career-high five 3-point field goals vs. Memphis (1/28)...For sixth time this season, tied career-high three steals at POR (4/13)...Missed four games due to injury. **2007-08:** Appeared in 80 games (52 starts)...Averaged 10.5 points per game (4th among rookies)...Scored 20-plus points five times...Recorded 10-plus rebounds eight times...Led or co-led the team in rebounding eight times...Played in the T-Mobile Rookie Challenge on 2/15, recording nine points and five rebounds...Exploded for a career-high 35 points on 14-of-21 shooting to go along with 10 rebounds vs. Denver on 4/6...Grabbed a career-high 14 rebounds on two occasions...Dished out a career-high six assists vs. Philadelphia on 12/31.

COLLEGIATE HIGHLIGHTS: Named to The Associated Press All-America Third Team in 2006-07...As a junior, helped lead Georgetown to its first Final Four appearance since 1985...Ranks 17th in scoring, 16th in rebounding and 12th in assists on Georgetown's all-time lists...Started all 102 games of his collegiate career.

COLLEGE: 2006-07 (Junior): Named Most Outstanding Player of the NCAA East Regional to top off Big East Player of the Year and Big East Tournament MVP honors...Serving as Hoyas' Co-Captain, Green led Georgetown in scoring (14.3 ppg) and was second in both rebounding (6.4 rpg) and assists (3.2 apg)...Scored a career-high 30 points vs. Notre Dame...Blocked a career-high eight shots vs. Villanova...Tied career highs with 12 rebounds vs. Boston College and seven assists vs. Pittsburgh...Shot 51.3 percent (196-382) from the field...**2005-06 (Sophomore):** Led team in scoring (11.9 ppg) and assists (3.3 apg), while ranking second in rebounding (6.5 rpg)...Earned Second Team All-Big East honors...Posted a 21-point, 10-rebound effort against West Virginia...Notched 19 points, eight rebounds and six assists in an NCAA Tournament win over Ohio State...**2004-05 (Freshman):** Named Big East Co-Rookie of the Year...Basketball Times' National Freshman of the Year...Led Georgetown in rebounding (6.6 rpg) and ranked second in scoring (13.1 ppg)... Garnered Big East Rookie of the Week honors five times...Shot 50.2 percent (146-291) from the field and recorded five double-doubles.

HIGH SCHOOL: Averaged 17 points, 10 rebounds and four blocks as a senior at Northwestern High School in Hyattsville, Md...Led Northwestern to a 17-9 record as a senior and the Maryland 4A State Championship...Selected to Washington Post All-Met First Team...One of 24 Washington area players selected to take part in 2004 Jordan Capital Regional Game.

PERSONAL: Lists Georgetown's John Thompson III as his most influential coach...Says playing three years at Georgetown was an unbelievable experience...Most memorable college moments were winning the 2007 Big East Championship and making it to the Final Four...His mother, Felicia, attended every home game during his Georgetown career...The Georgetown student section welcomed her to the arena with a "Jeff Green's mom" chant, and she would wave back to them.



13 James Harden

Position: Guard

Height: 6-5

Weight: 220

NBA Years: Rookie

From: Artesia High (CA)

Birthdate: 08/26/89

College: Arizona State

Acquired: Drafted by the Oklahoma City Thunder with the No. 3 overall pick in the 2009 NBA Draft

2009-10 AVERAGES: In 76 games (0 starts), averaged 9.9 ppg (8th among NBA rookies), 3.2 rpg and 1.8 apg in 22.8 mpg... Six DNP's (right hamstring strain)

2009-10 NOTES: After missing six games with a strained right hamstring, returned 3/24 vs. HOU and led all reserves with 23 points while converting 3-of-4 three point field goals...Recorded 10+ points in six straight games (1/13-1/22), which marks the longest streak in his career...Posted a career-high with 26 points vs. GS on 12/7 to go along with nine rebounds and a team-high five assists...Set a then career-high with 25 points (8-11 FG's) vs. WAS (11/20) just one game after setting his previous career-high with 24 points on 6-of-7 3-point shooting (4-of-4 in the 4th quarter) at ORL (11/18). During this two game stretch, connected on seven straight 3-point field goals. This tied the NBA record for the most consecutive 3-point makes by a rookie since Michael Dickerson made eight straight for the Houston Rockets (5/4/99-5/5/99)... At the time he was one of only two rookies (Brandon Jennings) to score 24+ points in back-to-back games... His six made 3-point field goals at ORL ties a rookie franchise record (Rich Frahm; 12/20/03)...Set career-high with four steals (also ties a team season-high) with four steals vs. WAS (11/20)...Posted team-high eight assists (matched career-high) in OKC win over LAC (11/11)...In OKC win 10/30 at DET, recorded career-high eight assists and his three second half assists matched the total for the entire DET team...Leads Thunder in 3-point shooting accuracy (min 10 attempts) and ranks 6th in rookie class (37.5%; 93-248)...Shot 80.8% from the free throw line {2nd on team; 7TH among NBA rookies (minimum 30 attempts)}.

COLLEGIATE HIGHLIGHTS: As a sophomore, named an AP First-Team All American and the Pac-10 Player of the Year. He joins Jason Kidd and Mike Bibby in becoming the third sophomore in league history to win the award...Two-time First-Team All-Pac 10 selection...In 69 career games, led ASU in scoring 46 times, assists 29 times and rebounds 21 times...Posted at least 20 points in 34 of 69 games, and ASU was 27-7 in those contests (14-4 in 2008-09)...Third Sun Devil in school history to earn Pac-10 Player of the Year honors, joining Eddie House and Ike Diogu...Became just the fifth player in Pac-10 history to lead the league in scoring (20.1 ppg) and steals (1.69 per game) when he accomplished the feat in 2008-09...Led the league in steals in each of his two seasons and posts 132 in his career...During sophomore season ASU posted record of 25-10. The 25 wins represent the most wins in school history since 1975

COLLEGE: 2008-09 (Sophomore): Averaged a Pac-10 leading 20.1 points and was named the conference's Player of the Year...Was named an All-American by various publications, including the AP, Sporting News, Fox Sports and CBS Sports... Led the Pac-10 in 20-point games (18) and steals (1.69 spg)...He was eighth in the league with a 4.2 assists per game average... Also averaged 5.6 rebounds...Scored 40 points against UTEP, the fifth-highest mark in school history...Scored 36 points against Oregon...Tallied 32 points and nine rebounds at Baylor...Scored 27 points against Arizona and 24 against Washington in two Pac-10 Tournament victories...**2007-08 (Freshman):** Averaged 17.8 points en route to being named to the Pac-10's First Team...Had an ASU freshman record 16 20-point games (tied for third-best in the Pac-10, and included five straight from Dec. 29-Jan. 17, a first for an ASU freshman)...His 17.8 points per game is eighth-best in Pac-10 freshman history (fifth in the Pac-10 overall) and he led the Pac-10 with 73 steals...Averaged 18.2 points (tied for fifth) and 5.1 boards in Pac-10 games...Was second on the team with 110 assists, including a 3.5 per game mark in league play...The first freshmen in league history with 70 steals and 17.0 points per game average...Set the Pac-10 tournament record with seven steals against USC (March 13)...His 73 steals tied for fourth-best in school history and was just three shy of the ASU record of 76 set by Fat Lever in 1981-82...In ASU's four overtime games (4-0 record), averaged 24.8 points, 5.5 rebounds and 2.5 steals.

PERSONAL: Went to the same high school that produced Ed and Charles O'Bannon and Jason Kapono...Enjoys playing video games... Lists his mother as the biggest influence in his life...Favorite movie is Love And Basketball...Favorite food is chicken pasta.



9 Serge Ibaka

Position: Forward

Height: 6-10

Weight: 235

NBA Years: Rookie

Birthplace: Brazzaville (Republic of the Congo)

Birthdate: 09/18/89

Acquired: Selected by the Oklahoma City Thunder with the No. 24 overall pick in the 2008 NBA Draft.

2009-10 AVERAGES: In 73 games (0 starts), averaged 6.3 ppg, 5.4 rpg (4th among NBA rookies) and 1.33 bpg (led all NBA rookies) in 18.1 mpg. One DNP – Inactive. Eight DNP's – Coach's Decision.

2009-10 NOTES: Scored in double-figures in 13 of last 26 games...matched season-high with 15 points and five blocked shots during season finale vs. MEM (4/14)...Registered four double-doubles on the season... Most recent double-double came 3/21 at IND when he finished with 10 points and a team-high 12 rebounds...Recorded 10-plus points on 18 occasions...Pulled-down 10+ rebounds eight times...Posted third double-double of the year with a season-high (tying) 15 points to go along with team-high 13 rebounds at DEN (3/3)...Recorded team-high 10 rebounds and 13 points for 2nd double-double of the season vs. TOR (2/28)...Tallied career-high 14 points on 7-of-9 FGs vs. MIN (2/26)...In games vs. MIA (1/16) and ATL (1/18), recorded 10+ rebounds in back-to-back contests for the first time in his career...Posted a career-high with 14 rebounds in 28 minutes on 12/22 at LAL. His 14 boards is the most by an OKC rookie since Jeff Green pulled-down 14 rebounds on 11/23/07 vs. NJ...In four-game span in December (12/18 vs. DET – 12/23 at PHX, averaged 10.5 points (61.8% shooting) and 8.5 rebounds...Led all OKC reserves in scoring with eight points on a perfect 4-of-4 shooting from the field in 12 minutes vs. CLE (12/13)...Recorded first career double-double with 11 points and 13 rebounds (game-high) at LAL (11/22). His scoring and rebound totals both set new career-highs...Recorded a team-high nine rebounds at ORL (11/18)...Made NBA debut 10/30 at DET and finished with 1.0 rebound in 3.0 minutes of action. Eight DNP's – Coach's Decision...One game inactive...Made first career field goal 11/11 at LAC and finished with four points and three rebounds.

CAREER HIGHLIGHTS: Prior to his selection in the 2008 NBA Draft, grew up playing in his native Congo with the Avenir du Rail club before arriving in Europe...Was scheduled to play with ES Prisse Macon in the French N2 League in 2006-07, but did not play due to transfer problems and played with DKV Joventut in the Circuito Sub-20, a four-phase competition organized by the Spanish basketball leagues separate from their regular seasons...Moved on to C.B. L'Hospitalet in the Spanish LEB Gold league in 2007-08...Scored eight points and grabbed eight rebounds for the World Select Team at the 2008 Nike Hoop Summit held in Portland, Oregon...A member of the Congolese National Team, he was named the MVP of the 2006 U18 African Championships held in Durban, South Africa.

INTERNATIONAL HIGHLIGHTS: 2008-09: Spent the past season playing professionally in Spain for Ricoh Manresa...In 31 games, averaged 7.1 points, 4.5 rebounds and 1.0 blocks in 15.5 minutes per contest...**2007-08:** Averaged 11.3 points, 8.2 rebounds and 3.0 blocked shots through 32 games for C.B. L'Hospitalet in the Spanish LEB Gold league...Posted 27 points and 11 rebounds vs. Alicante Costa Blanca. Tallied 14 points and 15 rebounds vs. Basket Cai Zaragoza. Registered 10 points, 12 rebounds and seven blocked shots vs. Ciudad de La Laguna Canarias...**2006-07:** Averaged 13.3 points, 9.0 rebounds and 1.8 blocked shots in four games with DKV Joventut in the Final Phase of the Circuito Sub-20.

PERSONAL: Parents both played basketball for the National Team in the Congo...Has 17 siblings...Lived with his grandmother during the civil unrest in the Congo in the mid-to-late '90s in a house with no electricity or running water...Learned the game of basketball playing on outdoor courts wearing shoes with cardboard inserts to cover the holes in the soles... Made donations to the Congolese federation to help create opportunities for other young players to find success.



12 Nenad Krstic

Position: Center

Height: 7-0

Weight: 240

NBA Years: 6th Season

From: Serbia

Birthdate: 07/25/83

Birthplace: Kraljevo, Serbia

Acquired: Signed as a free-agent with Oklahoma City on 12/30/08...Originally selected by New Jersey in the first round (No. 24 overall) of the 2002 NBA Draft.

2009-10 AVERAGES: In 76 games (76 starts), averaged 8.4 ppg and 5.0 rpg in 22.9 mpg. Six DNP's – Injury.

2009-10 NOTES: Tallied 3rd double-double of the year with a team-high 10 rebounds and 10 points on 4-5 FGs in recent outing vs. LAL (3/26)...Recorded 2nd double-double of the season with a team-high 11 rebounds and 13 points 3/5 at LAC... In Thunder victory at NO (2/3) recorded 14 points on 7-of-8 shooting...Finished one point shy of season-high with 19 points on 7-12 at NJ (12/28)...Thunder post 27-3 record this season when Krstic scores 10+ points...Failed to score in double-figures in five straight contests (11/18-11/27) after doing so in six straight games...Scored 10+ points 30 times and 20+ points on one occasion...Pulled-down 10+ rebounds four times...In game on 11/1 vs. POR, held scoreless for the first time since appearing in OKC lineup 1/7/09 of last year.

NBA CAREER: 2008-09: In 46 games (29 starts), averaged 9.7 points, 5.5 rebounds, 1.07 blocks in 24.8 minutes ...Averaged 13.8 points and 6.0 rebounds on 61.5% shooting (24-39 FGs) in four contests from 4/8-4/13...One double-double...10 or more points 19 times including two efforts of 20-plus points...10 or more rebounds four times...Posted season-high 26 points vs. Dallas (3/2)... Matched career-high with three steals 2/4 at DEN... Matched season-high with three blocks (3x) 4/8 at DEN...One double-double...10 or more points 19 times...10-plus rebounds four times...Tied career-high 15 rebounds at Sacramento (3/10)... Four games on Inactive List...**2007-08:** Averaged 6.6 ppg, 4.5 rpg, and 18.0 mpg in 45 games (38 starts)...In 18.0 minutes per contest shot .410 (123-of-300) from the field and .754 (52-of-69) from the line...Scored in double figures 12 times, with one 20+ point performance...Recorded three double-doubles on the season and led the Nets in rebounds seven times, in blocks three times and in steals once... Missed 33 games due to injury (30 due to left knee rehab, 12/2 to 2/1 and three due to an upper respiratory infection, 3/15 to 3/19)... Registered four DNP-Coach's Decisions...**2006-07:** Averaged 16.4 ppg, 6.8 rpg, 1.8 apg and 32.6 minutes in 26 games (26 starts)...Shot 52.6% from the field...Grabbed 10 or more rebounds five times...five double-doubles...10 or more points 23 times...20 or more points 10 times...Missed final 56 games after tearing ACL in left knee...**2005-06:** Averaged 13.5 ppg and 6.4 rpg and 30.9 minutes per game in 80 games (80 starts)...Shot 50.7% from the field...Has recorded 61 games with 10+ points and 12 games with 20 or more points...Grabbed double-figure rebounds 12 times...Led the Nets in rebounds 17 times and in blocks 28 times...Recorded 12 double-doubles this season...Notched 17 points and a season-high 14 rebounds in 33 minutes on 4/4 vs. Atlanta...Recorded a career-high eight offensive rebounds and tied the Nets individual game high for offensive rebounds this season on 4/4 vs. Atlanta...Registered a career-high 29 points and pulled down 13 boards in 45 minutes on 3/7 at Chicago...Set a new career-high in blocked shots (5) in 34 minutes on 11/2 vs. Milwaukee...**2004-05:** Averaged 10.0 ppg, 5.3 rpg and 0.8 bpg in 75 games (57 starts)...Named to got milk? NBA All-Rookie Second Team...Averaged 11.7 ppg, 6.2 rpg in 30.8 mpg in 57 starts...Tallied 41 games in which he scored 10+ points...Totaled 10 games with 10+ rebounds...Missed a total of two games due to bronchitis (2/22 vs. Toronto and 2/23 at Milwaukee)...Recorded a DNP- Coach's Decision in five games...Ranked 5th in the NBA for rookies in blocks per game (0.84), 7th in the NBA for rookies in scoring (10.0) and T-6th in the NBA for rookies in rebounds per game (5.3)...Recorded a season-high 28 points and 11 rebounds on 4/2 vs. Orlando...Recorded 15 points and a season-high 15 rebounds on 3/28 at Charlotte.

CAREER PLAYOFFS: Has career playoff averages of 15.7 ppg and 7.0 rpg in 15 games...**2006:** Started in all 11 playoff games, posting averages of 14.7 ppg and 6.8 rpg...Recorded three postseason double-doubles...Tallied a career playoff high 10 field goals made, scoring 21 points in Game 4 at Indiana...Scored 20 points and grabbed a career playoff high 14 rebounds in Game 4 vs. Miami...**2005:** Averaged 18.3 ppg and 7.5 rpg while shooting 56.3% from the field in four First Round playoff games vs. the Miami Heat...Set a career playoff-high of 27 points in Game 2 on 4/26.

INTERNATIONAL CAREER: A member of the Serbia/Montenegro National Team, which competed in the 2004 Olympics in Athens, Greece...Played primarily at the junior level before the 2002 season, when he was elevated full-time to KK Partizan, the top team in Serbia/Montenegro...Lists career averages of 10.0 ppg, 4.8 rpg and 0.7 spg in 69 games with Partizan...**2003-04:** Averaged 16.0 ppg, 6.1 rpg and 1.20 spg in 24 games...**2002-03:** Averaged 15.0 ppg, 6.3 rpg and 0.95 bpg in 19 games...Shot 60.0 % from the floor and 80.5% from the free throw line...**2001-02:** Played in 21 games as an 18-year-old playing his first full season at the top level in Serbia/Montenegro...Averaged 8.1 ppg and 5.7 rpg per game while playing about 19 mpg... Shot over 55 percent from the field and 78 percent from the line...Prior to the 2000-01 season, played for Partizan's junior team in Serbia/Montenegro.

PERSONAL: Grew up in the same hometown in his native Serbia as his boyhood hero and former NBA center, Vlade Divac...Even played for four years in Belgrade for a team that was owned by Divac...Lists "Gladiator" as his favorite American movie and Rap/R&B as his favorite kinds of American music, but overall, prefers Serbian music and movies because they remind him of home...If he were not a basketball player, says that he likely would have followed in his father's footsteps into building construction...Growing up played soccer and was also involved in karate.



6 Eric Maynor

Position: Guard

Height: 6-3

Weight: 170

NBA Years: Rookie

College: Virginia Commonwealth

Birthdate: 6/11/87

Acquired: Acquired from the Utah Jazz along with Matt Harpring in exchange for draft rights to Peter Fehse... Originally selected by the Utah Jazz in the first round (20th pick overall) of the 2009 NBA Draft

2009-10 AVERAGES: In 81 games (two starts), averaged 4.7 ppg, 1.6 rpb and 3.3 apg (7th among NBA rookies) in 15.7 mpg.

2009-10 NOTES: In the 55 games since first appearing in a Thunder uniform (12/23), OKC posts a 37-18 record...Recorded second double-double as a member of the Thunder in the team's season finale (15 points; 10 assists)...Registered five double-figure scoring efforts as member of the Thunder including his 14 points at DAL on 5-8 FGs...Led Thunder in assists on five occasions...Recorded second career double-double and first with the Thunder on 3/21 at IND as he recorded team-high 11 assists and 15 points on 7-13 FGs...Led Thunder with six assists to go along with eight points on 4-of-8 shooting at MEM (1/22)...In Thunder home debut on 12/26 vs. CHA, went a perfect 3-of-3 from the field and finished with seven points in 13.0 minutes of action...Made OKC Thunder debut on 12/23 at PHX. In 12 minutes, handed-out five assists and finished with two points...With Utah, posted 11 points, 7 boards and 7 assists at ATL 12/18 ... Scored 10 points and had 5 assists vs. MEM 11/30 ... Had 10 points and 3 assists vs. POR 11/28 ... Dished out 7 assists vs. OKC 11/24 ... Had 15 points and 6 assists vs. TOR 11/18 ... Scored 24 points and had 4 assists at CLE 11/14 ... Totaled the most points by a Jazz rookie in one of his first two career starts since 1983 with 24 points at CLE 11/14 ... Scored 13 points and had 11 assists in at PHI 11/13 becoming the first Jazz rookie to have a double-double in first career start since Andrei Kirilenko on 12/1/01 ... Scored first career points on two free throws vs. LAC 10/30.

CAREER/COLLEGE HIGHLIGHTS: First Colonial Athletic Association player drafted since Cal Bowler (Old Dominion) by Atlanta in 1999...First VCU player ever selected in the first round...Hit game-winning shot against Duke in 2007 upset of Duke in NCAA tournament...Finished his career as VCU's all-time leader in points (1,953) and assists (674). Finished as VCU's all-time leader in points (1,953) and assists (674) ... Concluded his college career with 72 consecutive starts ... Played in 130 games (104 starts) over four-year career at VCU, averaging 15.0 points, 5.2 assists and 3.4 rebounds...Led VCU to NCAA Tournament twice (2007, 2009), hitting the game-winner in first round upset of Duke in 2007 ... Named CAA Player of the Year and received All-CAA First Team honors as a junior in 2007-08 after averaging 17.9 points and 5.5 assists...Named to CAA All-Tournament Team as a junior...Started all 32 games as a junior...Scored a season-high 30 points at Bradley...Named to the All-CAA First Team as a sophomore in 2006-07, averaging 13.9 points and 6.4 assists...Started 34 of 35 games as a sophomore...Named CAA Tournament Most Outstanding Performer as a sophomore...Set VCU single-season record with 224 assists...Appeared in 29 games (four starts) as a freshman.

COLLEGE: 2008-09: Named Colonial Athletic Association Player of the Year ... All-CAA First Team ... CAA Preseason Player of the Year ... CAA Tournament Most Outstanding Performer ... CAA All-Tournament Team ... Earned VaSID State Player of the Year and Richmond Times Dispatch State Player of the Year accolades ... Named to Sports Illustrated's All-America Second Team ... Selected to NaismithLives.com's All-America Third Team ... Garnered Associated Press Honorable Mention All-America honors ... Selected as a finalist for the Bob Cousy Award, given annually to the nation's top point guard ... Named CAA Player of the Week on four occasions ... Chosen as one of 50 preseason candidates for John R. Wooden Award ... Started all 34 games for the Rams, averaging 35.5 minutes per outing ... Finished tops in the CAA in scoring (22.4 ppg) and led the league for the third straight year in assists per game (6.2) ... Shot a team best .815 from the free throw line and connected on a team-high 198 free throws ... Scored at least 20 points on 23 occasions, while registering over 30 points six times



23 Byron Mullens

Position: Center

Height: 7-0

Weight: 275

NBA Years: Rookie

College: Ohio State

Birthdate: 2/14/89

Birthplace: Columbus, Ohio

Acquired: Signed as a free agent with Oklahoma City on March 31, 2009...Signed as a free agent with Miami on October 3, 2008...Originally selected by Los Angeles Clippers in first round (No. 4 overall) of the 2004 NBA Draft.

2009-10 AVERAGES: In 13 games (0 starts) averaged 1.1 points and 0.8 rebounds in 4.2 minutes...69 DNP's

2009-10 NOTES: Scored first career points vs. IND (1/9) by converting 2-of-4 FG's to go along with three rebounds in 7.0 minutes of action...While seeing less than one minute of action, made NBA debut 12/28 at NJ.

D-LEAGUE: Assigned to the Tulsa 66ers of the NBA Development league for the second time this season on 3/2. In 27 regular season D-League contests with the 66ers (27 starts), averaged 15.0 points and 7.5 rebounds in 31.5 minutes. In three D-League playoff games averaged 14.0 points and 8.3 rebounds in 25.7 mpg.

COLLEGIATE HIGHLIGHTS: Voted by the coaches as the 2009 Big Ten Sixth Man of the Year following his freshman season at Ohio State...Also named to the conference's All-Freshman team by the coaches...Set a Buckeye freshman record for field goal percentage (.638) ahead of Greg Oden (.616) and Terence Dials (.623).

COLLEGE: 2008-09 (Freshman season): Averaged 8.8 points, 4.7 rebounds and 1.1 blocks in 20.3 minutes per game as an OSU freshman...Started two games...Led the Big Ten in field goal percentage (.703), shooting 78-of-111 in league games...Totaled a career-high 19 points and three blocks vs. UNC Asheville...Posted 17 points on 8-of-9 shooting vs. Purdue. Tailed 16 points in 22 minutes at Michigan State...Totaled 14 points and eight rebounds vs. Indiana, going 7-of-8 from the field...Scored 11 points and grabbed a career-high 11 rebounds at Northwestern to record his lone doubledouble on the season...Concluded year scoring in double figures in 12 of last 17 games of the season.

HIGH SCHOOL: Averaged 27.4 points and 15.1 rebounds in his senior season en route to earning the Gatorade and RISE Magazine's Ohio Player of the Year award...Named to the USA Today's 2008 All-USA boys basketball team and selected as a McDonald's and EA Sports All-American, as well as being named a First-Team Parade All-American and a Jordan Brand All-American Classic selection...In both the McDonald's All-American and the Jordan Classic games, posted 12 points and three rebounds. Set a school record with 62 points in a victory against Our Savior New American (N.Y.)...Finished senior season shooting 71.2% from the field.

PERSONAL: Has five siblings, Gabriel, Tabby, Steve, Danny and Ronald... When speaking to children, tells them to enjoy life because it goes by fast...favorite actors include Will Ferrell and Vince Vaughn...favorite TV show is Entourage... lists Pei Wei as favorite restaurant...believes Russell Westbrook is the funniest person on the Thunder team.



7 Kevin Ollie

Position: Guard

Height: 6-2

Weight: 195

NBA Years: 13th Season

College: Connecticut

Birthdate: 12/27/72

Birthplace: Dallas, TX

Acquired: Signed as a Free Agent by Oklahoma City on 8/1/09...Never drafted by a NBA franchise

2009-10 AVERAGES: In 25 games (0 starts), averaged 1.8 ppg, 1.0 rpg and 0.8 apg in 10.5 mpg. 57 DNP's

2009-10 NOTES: Posted season-high 11 points in season-high 26 minutes during Thunder win over LAC (11/11).

INJURY UPDATE: On 11/30, underwent a successful minor surgical procedure on his right knee today to relieve pain in his patellar tendon.

NBA CAREER: 2008-09: Played in 50 games (21 starts) for Minnesota...Dished out a season-high seven assists vs. New Jersey on 3/29...Led the Wolves in assists on seven occasions, including a six assist night at Dallas on 12/30, and claimed a season-high five rebounds vs. Memphis on 12/29...Scored 17 points at Sacramento on 12/15, the second-highest point total of his career...Played in 600th career NBA game at Denver on 12/10...Missed a total of 27 contests due to injury, including a 20-game absence due to a dislocated left elbow suffered at Chicago on 1/3... **2007-08:** In 40 games played, averaged 1.8 points and 1.0 assists in 7.5 minutes per game...Had 38 assists to 5 turnovers on the season (7.60 ratio) and owned the second best assist-to-turnover ratio of any player in the league (Darrick Martin had 21 assists to one turnover)...**2006-07:** In 53 games (23 starts) averaged 3.8 points, 2.5 assists and 1.4 rebounds in 17.3 minutes per game...Scored a careerhigh 19 points at San Antonio on 12/16...**2005-06:** In 70 games (23 starts) averaged 2.7 points, 1.4 rebounds and 1.4 assists in 15.3 minutes per game...Missed 12 games, 10 due to injury (three due to a right ankle sprain from 3/9-14 and seven due to a right quad strain from 4/8-19) and had two DNP - Coach's Decisions (12/23,12/28)...**2004-05:** In 26 games, averaged 1.1 points in 6.1 minutes per game...Missed a total of 27 games on the injured list: five games due to a left hip pointer (11/3-11/10), 10 games due to low back strain (11/26-12/14) and 12 games due to right knee tendinitis (1/24-2/14)...Had 28 DNP-Coach's Decisions...**2003-04:** Only Cavaliers player to appear in all 82 games (seven starts)...Averaged 4.2 points and 2.9 assists in 17.1 minutes per game...Ranked 11th in the NBA in assist to turnover ratio (2.89)...Led team in free throw percentage (.835)...Scored in double figures in six games...Led or tied for the team lead in assists eight times and in steals 15 times...**2002-03:** Led the NBA in assist-to-turnover ratio (4.04)...Played in all 82 games (five starts)...Averaged 6.5 points, 2.2 rebounds and 3.5 assists in 26.6 minutes per game...Scored in double-figures in eight games...After being acquired by Seattle on 2/20 from Milwaukee, averaged 8.0 points, 2.9 rebounds and 3.8 assists in 29 contests for the Sonics...Played in 53 games for Milwaukee, averaging 5.7 points, 1.9 rebounds and 3.4 assists per game...**2001-02:** Played in a total of 81 games (17 starts)...Overall, averaged 5.7 points, 3.6 assists and 2.3 rebounds...In 52 games (17 starts) with Chicago, averaged 5.8 points and 3.7 assists...After being traded to Indiana on 2/19, averaged 5.4 points and 3.4 assists in 29 games with the Pacers...**2000-01:** Played in 51 games with Philadelphia after signing as a free agent on 12/22...Averaged 3.8 points, 1.4 rebounds and 2.4 assists per game with the Sixers...Prior to being waived by New Jersey on 12/15 averaged 1.2 points and 1.3 assists in 19 games...Missed two straight games (2/5 and 2/7) due to the birth of his daughter...Recorded first career double-double vs. Cleveland (4/6) with nine points, 10 rebounds and 10 assists to go along with no turnovers...**1999-00:** Signed by the 76ers as a free agent (11/24/99) and averaged 1.8 points, 1.2 assists and 0.8 rebounds in 40 games...Spent 27 games on the injured list with tendinitis of right knee...Began the season with the Connecticut Pride of the CBA where he appeared in two games, averaging 20.0 points and 7.5 assists...**1998-99:** Spent time with Sacramento (seven games) and Orlando (one game)...Overall, averaged 1.6 points per game...**1997-98:** Appeared in 35 games overall, averaging 3.5 points, 1.9 assists, and 1.1 rebounds...In 16 games with Dallas, averaged 2.4 points...Appeared in 19 games with Orlando averaging 4.1 points and 1.7 assists per game...Appeared in 24 games with the Connecticut Pride (CBA), averaging 19.8 points, 4.9 assists, and 3.2 rebounds per game...**1996-97:** Appeared in 52 games with the Connecticut Pride (CBA)...Averaged 14.7 points, 5.8 assists, and 3.9 rebounds per game...**1995-96:** Signed by the Golden State Warriors (10/4), but was waived on Oct. 11, before the start of the season...Appeared in 56 games with the Connecticut pride of the CBA and averaged 8.2 points, 4.0 assists, and 2.8 rebounds per game.

COLLEGE: Appeared in 124 games during his four-year career at the University of Connecticut, averaging 6.7 points, 5.0 assists, and 2.0 rebounds per game...Career highs of 9.8 points, 6.4 assists, and 2.5 rebounds during his senior season and was named third team All-Big East...Set Connecticut singleseason record with 212 assists during his senior season.

PERSONAL: Kevin and his wife, Stephanie, have a son, Jalen, and daughter, Cheyenne...Majored in communication sciences at the University of Connecticut...Attended Crenshaw High School in Los Angeles...Cousin of Arnaz Battle, a wide receiver with the San Francisco 49ers...Wears size 13 sneaker.



2 Thabo Sefolosa

Position: Forward/Guard

Height: 6-7

Weight: 215

NBA Years: 4th Season

From: Switzerland

Birthdate: 05/02/84

Birthplace: Vevey (Switzerland)

Acquired: From Chicago along with cash considerations in exchange least 2009 first round pick...Draft rights traded by Philadelphia to Chicago in exchange for the draft rights to Rodney Carney (16th overall) and cash considerations...Originally drafted by the Philadelphia 76ers in the first round (13th overall) of the 2006 NBA Draft.

2009-10 AVERAGES: In 82 games (82 starts), averaging 6.0 ppg, 4.7 rpg, 1.8 apg and 1.18 spg in 28.6 mpg.

2009-10 NOTES: Scored in double-figures 16 times...Tallied 15 points on 6-10 FGs including 2-2 three point shooting in contest vs. PHX (4/9)...recorded three double-doubles on the year... At SA on 2/24 recorded 12 points to go along with career-high (tying) 13 rebounds, including a career-high (tying) 10 offensive rebounds...In three-game stretch (12/14 at DEN - 12/18 vs. DET) averaged 9.7 points on 66.7% shooting (12-18 FG's)...Matched season-high with 16 points on 6-of-11 shooting at LAL (12/22)...Set a season high with 16 points (2-of-3 3-point FG's) in Thunder win vs. WAS (11/20)...For the third time this year, matched a season-high with four steals at MIA (11/17)...Tied career-high with four blocked shots at SAC (11/10)...Posted double-double with a 13 points (4-of-6 FG's, including a perfect 3-of-3 from behind the 3-point line) and 10 rebounds during OKC win vs. ORL (11/8).

NBA CAREER: 2008-09: Appeared in 66 games (36 starts) and averaged 5.9 points, 3.7 rebounds, 1.7 assists, 1.14 steals in 22.0 minutes...Missed final three games of the season with a dislocated left index finger...The injury was sustained during the seconded quarter of last Friday's 84-81 Thunder win vs. the Charlotte Bobcats...In 22 starts with OKC, Thunder posted 9-13 record...Set and then matched a career-high with four blocks last month {vs. CHI (3/18) & at BOS (3/29)}... In games played between 2/27 (@ DAL) and 3/17 (vs. SA), recorded double-figure scoring in nine of 10 contests...Averaged 3.14 steals over seven-game span in March (3/4 vs. WAS through 3/18 vs. CHI)...10 or more rebounds once...One double-double...Recorded season-high 17 points and career-high five steals at Sacramento (3/10)... One DNP-CD...Missed three games due to injury. **2007-08 (Chicago):** Played in 69 games and made a career-high 22 starts... Averaged career-bests and set single-game career-highs in every statistical category...Averaged 6.7 ppg, 3.7 rpg and 1.9 apg in 20.8 mpg...Had four games of 20-plus points, including a career-high 22 points twice, and three games of 10-plus rebounds, including a career-high 13 rebounds at DET (01/19)...Led the team in scoring four times, rebounds eight times and assists twice...Recorded three point-rebound double-doubles...Missed one game with a right ankle sprain (01/03) and six games because of a left groin strain (02/29-03/09)...Also logged six DNP-CDs...**2006-07 (Chicago):** Appeared in 71 games during his rookie campaign and averaged 3.6 ppg and 2.2 rpg in 12.2 mpg...Had one double-double...In his NBA debut (at Miami, 10/31), he tallied 11 points (4-4 FG, 3-3 FT), two rebounds, two steals and one assist in less than 11 minutes...Recorded 11 DNP-CDs.

PLAYOFFS: During 2007 playoffs, appeared in nine of Chicago's 10 games and averaged 3.3 ppg and 1.9 rpg in 11.0 mpg.

INTERNATIONAL CAREER: Played for the Swiss team in the 2009 Eurobasket championships...Sefolosa played in four Eurobasket games and compiled averages of 15.8 points, 6.5 rebounds and 3.3 assists in 37.3 minutes per contest. ...A member of the Swiss National Team...Played in the 2005 French Pro A All-Star Game...Started his pro career in 2001-02, at the age of 17, in the top domestic league in Switzerland (the LNA), with Tege Riviera Basket...Played the following three seasons (2002-05) with Chalons-Sur-Saone, the premier pro league in France...Signed with Italian Serie A club Angelico squad Angelico Biella prior to the 2005-06 season and averaged 12.0 ppg, 6.4 rpg, 2.3 apg, 1.95 spg and 29.4 mpg in Italy's top league.

PERSONAL: Name is pronounced TA-bow sef-a-LOW-sha...Full name is Thabo Patrick Sefolosa...His South African father and French mother left South Africa for Switzerland shortly before he was born in 1984...His mother is an accomplished artist and his father is an skilled musician.



36 Etan Thomas

Position: Center

Height: 6-10

Weight: 260

NBA Years: 8th Season

College: Syracuse

Birthdate: 4/1/78

High School: Booker T. Washington (Tulsa, OK)

Acquired: Originally selected No. 12 overall by the Dallas Mavericks in the 2000 NBA Draft. Acquired by the Oklahoma City Thunder in July, 2009 from the Minnesota Timberwolves in exchange for Chucky Atkins and Damien Wilkins.

2009-10 AVERAGES: In 23 games (one start), averaged 3.3 ppg, 2.8 rpg and 0.7 bpg in 14.0 mpg. 55 DNP's – Coach's Decision. Four NWT

2009-10 NOTES: On 11/3 vs. LAL, came one point shy of first double-double of the season with nine points and 11 rebounds.

NBA CAREER: 2008-09: In 26 games, averaged: 3.3 points, 3.4 rebounds and 13.2 minutes...Season-high 10 points on 4-of-5 shooting 3/11 at Denver...Career-high two assists vs. Houston (11/17)...Made season debut vs. Atlanta (11/9)...Finished with two points and three rebounds in eight minutes...Career-high tying 13 rebounds at New York (11/14)...10 or more rebounds once...DNP-CD 37 times...Missed 16 games due to injury...19 games on Inactive List...**2007-08:** Missed all of the 2007-08 season after undergoing heart surgery...**2006-07:** Averaged 6.1 points and 5.8 rebounds per game in 65 games (career high 32 starts)... Recorded seven double-doubles...Recorded a double-double in a career-high three consecutive games from 4/3 to 4/6...Scored in double figures in 12 games and recorded 10+ rebounds eight times... **2005-06:** Appeared in 71 games and made nine starts...Averaged 4.7 points and 3.9 rebounds per game...In nine games started, averaged 7.1 points and 5.6 rebounds...Scored in double figures 11 times and had 10+ rebounds in two games... **2004-05:** Appeared in 47 games with 10 starts...Averaged 7.1 points and 5.2 rebounds per game...Scored in double figures in 12 games including a stretch of four consecutive games from 3/27 to 4/1...Grabbed 10+ rebounds five times...Had a season-high 14 rebounds in a Wizards' win at POR (3/28)...Led the Wizards in rebounding eight times...Recorded five double-doubles...**2003-04:** Pulled down a career-high 16 rebounds vs. MIA (3/21)...Scored a then career-high 21 points vs. BOS (3/13)...Notched his ninth double-double of the season with 19 points and 11 rebounds at ORL (3/10)...Tied career-high with four blocked shots at MIA 12/23)...**2002-03:** Averaged 4.8 points and 4.3 rebounds per game...Led the team in rebounding five times and in blocked shots seven times...Had four games with 10+ rebounds...Missed the final 28 games of the season with a fractured orbital bone and a bruised left eye socket...**2001-02:** Averaged 4.3 points and 3.9 rebounds per game...Scored a season-high 14 points and had a then career-high 15 rebounds while tying a previous career-high with three blocked shots vs. PHI(4/10)...**2000-01:** Missed entire season due to injury (toe).

PLAYOFFS: Appeared in 15 career playoff games (four starts) with the Wizards from 2005-2007...Averaged a career postseason high of 5.5 rebounds per game during the 2007 NBA Playoffs...Has averaged 4.9 points and 4.3 rebounds in 15.2 minutes per game in his postseason career.

PERSONAL: Grew up in Tulsa Oklahoma and attended Booker T. Washington High School. A standout on the basketball court, he helped lead his high school team to two State Championships...Married Nichole Oliver, who was a member of the Syracuse women's basketball team in June of 2004...Has a son, Malcolm, and a daughter, Imani...Was honored by The Dr. Martin Luther King Jr. Foundation, Inc. at the 2009 MLK Foundation Pre-Inaugural Gala/Awards with the Legacy Award in January, 2009...Serves as a contributor to the Huffington Post...In the summer of 2008, lent his time and energy to a new voter registration campaign – "Respect My Vote!"...Worked with the Obama '08 Presidential campaign...Enjoys writing poetry and attending poetry readings.



5 Kyle Weaver

Position: Guard

Height: 6-6

Weight: 201

NBA Years: 2nd Season

College: Washington State

Birthdate: 02/18/1986

Birthplace: Beloit, WI

Acquired: Acquired from Charlotte on 8/11/08 in a trade that sent a future second-round pick to Charlotte...Selected by Charlotte in the second round (38th pick overall) of the 2008 NBA Draft.

2009-10 AVERAGES: In 12 games (0 starts), averaged 3.0 ppg, 1.5 rpg and 0.9 apg in 12.0 mpg. 70 DNP's

D-LEAGUE UPDATE: For the third time this season, assigned to the Tulsa 66ers of the NBA Development League on 4/8. Appeared in five regular season games (five starts) averaged 12.4 ppg, 7.2 apg and 5.4 rpg in 44.5 mpg. In three D-League playoff games averaged 25.7 points, 6.0 rebounds and 4.3 assists in 39.7 mpg.

2009-10 NOTES: Led all OKC reserves with 12 points on 4-5 three-point shooting in win over TOR on 3/19. The four three point makes is a career-high...Just hours after being recalled from the Tulsa 66ers of the NBA Development League, added seven points along with a career-high (tying) three blocked shots in 15 minutes of action at UTA (11/24). His 3-point field goal early in the 4th quarter gave OKC a 88-71 lead...Made season debut at ORL (11/18) and finished with team-high (tying) four assists to go along 11 points on 4-of-6 FG's in 15 minutes.

NBA CAREER: 2008-09: In 56 games (19 starts) averaged, 5.3 points, 2.3 rebounds, 1.8 assists in 20.8 minutes... 10-plus points eight times this season...He tallied 12 points to go along with a career-high nine rebounds in a career-high 37 minutes played at MIL (4/11)... Versus CHA (4/10), matched a career-high with four steals while adding nine points on 4-of-5 shooting...Distributed a career-high seven assists Mar. 29th at BOS... Set a career-high with three blocked shots in the Thunder's final home game vs. CHA (4/10)...In early March, scored 10+ points in four straight games (3/2 vs. DAL - 3/8 vs. PHI) and averaged 13.3 points during that span...Career-high 19 points on career-high six field goal makes 2/21 @ GS...Made first career start at Utah (1/30)... Scored first two points on NBA career vs. Orlando 11/12...DNP-CD 24 times...Missed two games due to injury.

COLLEGIATE HIGHLIGHTS: Named Second Team All-Pac-10 and to the Pac-10 All-Defensive Team as a senior...Earned All-Pac-10 honors as a junior...Is the first player in Pac-10 history to record 1,000 points, 500 rebounds, 400 assists, 175 steals and 75 blocked shots in a career...Finished collegiate career ranked second in assists in Washington State history with 465, third in steals with 188 and minutes played with 3,603, fifth in assists average with 3.84 per game, seventh in blocked shots with 93, eighth in steals average with 1.55 per game and 17th in scoring with 1,162 points...Participated with Team USA in the 2007 Pan American Games held in Rio de Janeiro, Brazil.

COLLEGIATE CAREER: 2007-08 (Senior): Averaged 12.2 points, 5.3 rebounds, 4.3 assists (ranked fifth in the Pac-10) and 1.7 steals (fourth)...Named U.S. Basketball Writers Association (USBWA) Men's All-District IX Team, National Association of Basketball Coaches District 14 First Team and CollegeHoops.net Honorable Mention All-American, Colleginsider.com All-Defensive All-America Team and Rivals.com All-Defensive Second Team...Started all 35 games... Led WSU in steals (60) and free throws made (126) and ranked second on the team in points (12.2 per game), rebounding (184) and assists (151)...Earned spots on WSU's single-season lists tied for fifth in steals (60) and fourth in minutes played (1,159)...**2006-07 (Junior):** Averaged 11.2 points, 5.6 rebounds, 4.6 assists (ranked third in the Pac-10), 1.2 blocks (sixth) and 2.2 steals (second)... Ranked fourth in the Pac-10 in assist/turnover ratio (1.69), sixth in minutes per game(33.88) and 16th in rebounds (5.6 per game)...**2005-06 (Sophomore):** Averaged 8.6 points, 4.3 rebounds, 4.0 assists (ranked fifth in the Pac-10) and 1.4 steals (eighth)...Ranked ninth in the league in field goal percentage (.483)...**2004-05 (Freshman):** Averaged 4.8 points and 3.2 rebounds in 19.6 minutes a contest...Appeared in 25 games, starting 10...Scored in double figures four times...Recorded season highs of 15 points and eight rebounds vs. Washington on Feb. 19...Tallied 10 points and seven rebounds at UCLA on 1/6 and USC on 1/8 in consecutive games...Set season high of six assists at Kansas State on 11/27...Ranks sixth on the Washington State all-time single season freshman list in assist/turnover ratio (1.06), eighth in assists average (2.00 per game), and tied for eighth in assists (50).

PERSONAL: Parents are LaMont and Jean...Has an older brother LaMont Jr. and a younger sister Shelsi...Majored in general studies at Washington State...Enjoys spending time with his family and performing community service...Has officiated basketball games for the Boys and Girls Club.



0 Russell Westbrook

Position: Guard

Height: 6-3

Weight: 187

NBA Years: 2nd Season

College: UCLA

Birthdate: 11/12/88

Birthplace: Long Beach, CA

Acquired: Selected by the OKC franchise in the first round (4th pick overall) of the 2008 NBA Draft.

2009-10 AVERAGES: In 82 games (82 starts), averaged 16.1 ppg, 4.9 rpg and 8.0 apg (T-7th in NBA) in 34.3 mpg.

2009-10 NOTES: Recorded 24th double-doubles on the season... Set a career-high with 16 assists 4/4 vs. MIN...Thunder was 23-5 when Westbrook records 10+ assists...Posted team-high assists totals in 67-of-82 games this season...Tallied 20+ points 24 times and 30+ points 4 times...Matched a then career-high with 15 assists 2/26 vs. MIN...Posted second career triple-double at MIN (2/21). In 38 minutes, tallied 22 points, 10 rebounds and 14 assists...Came one rebound shy of triple-double and finished with 31 points and 10 assists for his 12th double-double of the season at NY (2/20)...Participated in T-Mobile Rookie-Sophomore Challenge and Youth Jam at All-Star Weekend in Dallas and led all scores with 40 points on 18-29 FGs...Named NBA player of the week for contests played between February 1-7. During the seven day span Westbrook helped lead Oklahoma City to a 3-0 week, including two wins on the road (GS, NO) while averaging 19.7 points, 9.7 assists, 8.0 rebounds and 3.3 steals... Posted double-figure assist totals in four straight games (12/28 – 1/4) and becomes first OKC player to accomplished the feat since Gary Payton did so in January of 2002 (1/3/02 – 1/10/02)...Recorded 8th double-double of the season on 1/2 at MIL with 17 points and 13 assists. With ZERO turnovers vs. the Bucks he recorded the most assists (13) without a turnover (in franchise history) since April 8, 2001 (Gary Payton; 15 assists, 0 TO's)...On 12/26 vs. CHA, tallied 22 points and game-high six assists while committing zero turnovers in 35 min...Posted 5th double-double of the season with 21 points and 13 assists on 12/22 at LAL...Recorded a career-high 15 assists 12/2 vs. PHI...Posted 4th double-double in OKC win at SA (19 pts/11 asst) on 11/14. With his 11 assists and zero turnovers, matched NBA season high for most assists without a TO (Andre Miller, POR)...Recorded career-high 13 assists during season opener 10/28 vs. SAC. With his 13 assists, he matched the entire assist total for the entire SAC team... Recorded back-to-back double-doubles (pts/ast) in first two games of season (such a feat occurred once during 2008-09)...On 11/6 at HOU, set career-high with 14 made field goals and finished with a game-high 33 points...On 11/8 vs. ORL, recorded third double-double of the season (17 points, 10 assists) and matched career-high with three made 3-point FG's.

NBA Career: 2008-09: In 82 games (65 starts) averaged, 15.3 points, 5.3 assists, 4.9 rebounds, 1.34 steals in 32.5 minutes...Ranked among rookie league-leaders in a number of statistical categories including scoring (4th, 15.3), assists (2nd, 5.3) steals (2nd, 1.36), minutes played (4th, 32.5), rebounds (7th, 4.9) and field-goal percentage (10th, .398)...10 or more points 71 times...20-plus points 18 times...30-plus points six times...10 or more rebounds four times...10 or more assists nine times...Ten double-doubles...One triple-double...Five-plus steals three times...Scored 10+ points in 25 consecutive games (1/16 vs. DET through 3/14 @ PHX)...Recorded first triple-double in Thunder franchise history with 17 points, 10 rebounds and 10 assists vs. Dallas (3/2)...Was named NBA T-Mobile Rookie of the Month in December and February...Career-high 12 assists at Minnesota 1/7...Career-high 34 points including career-high 20 free throw makes (20-22 FT) at Sacramento (2/1)...The 20 free throw makes represent the most a Kings opponent since they moved to Sacramento.

COLLEGE: Named Pac-10 Defensive Player of the Year as a sophomore...Earned Third Team All-Pac-10 honors and was named to the conference All-Defensive Team...**2007-08 (Sophomore):** Averaged 12.7 ppg, a team-leading 4.3 apg, 3.9 rpg and 1.6 spg...Played 1,318 minutes, the most by a Bruin since 1979 (when minutes began being tracked as a statistic)...Led team with a career-high 22 points vs. Memphis in the Final Four...Posted first career double-double with 14 points and a career-high-tying 11 rebounds vs. Western Kentucky in the Sweet Sixteen of the NCAA Tournament...Tallied 16 points, four rebounds, five assists and a career-high five steals vs. Oregon...Dished out a career-high nine assists vs. Youngstown State...Pulled down a career-high-tying 11 rebounds vs. Stanford in the title game of the Pac-10 Tournament...**2006-07 (Freshman):** Averaged 3.4 ppg and 0.7 apg in 9.0 mpg...scored a season-high 11 points twice...Recorded season highs of five rebounds, four assists and two steals in 32 minutes at West Virginia in his first career start.

HIGH SCHOOL: Was named to the "Best in the West" Third-Team by Long Beach Press-Telegram and earned Third-Team All-State honors...Averaged 25.1 ppg, 8.7 rpg, 3.1 spg and 2.3 apg as a senior...Led Leuzinger to a 25-4 overall record and to a CIF-SS Div. I-AA quarterfinal playoff appearance...Scored 30 or more points on eight occasions and registered a career-high 51 points at Carson on Jan. 6, 2006.



3 D.J. White

Position: Forward

Height: 6-9

Weight: 251

NBA Years: 2nd Season

College: Indiana

Birthdate: 08/31/86

Birthplace: Tuscaloosa, AL

Acquired: Acquired from the Detroit Pistons on 6/26/08 in exchange for the 32nd (Walter Sharpe) and the 46th (Trent Plaisted) picks in the 2008 NBA Draft. Originally selected by the Pistons in the first round (29th pick overall) of the 2008 NBA Draft.

2009-10 AVERAGES: In 12 games (0 starts) averaged 4.9 ppg and 1.9 rpg in 8.5 mpg. 70 DNP's. Missed 11 games due to injury (fractured right thumb).

D-LEAGUE UPDATE: Assigned to The Tulsa 66ers of the NBA Development League for the third time this season on 4/7... In 10 D-League contests (10 starts), averaged 20.2 points and 11.1 rebounds in 39.2 minutes of action. In one playoff game (4/8) tallied 21 points, five rebounds and four assists. On 11/29 vs. HOU, recorded eight points on a perfect 3-of-3 FG's in just three minutes of action...At LAL on 11/22, led all Thunder reserves with a season-high 12 points on 6-of-7 shooting in 15 minutes of action.

NBA CAREER: 2008-09: In seven games, averaged 8.9 points, 4.6 rebounds and 18.6 minutes...Made OKC Thunder debut 4/5 vs. IND after missing initial 75 games of the season recovering from jaw surgery...In White's inaugural NBA game, recorded 14 points (7-8 FGs) and two rebounds in 18 minutes of action. In five games with OKC, averaging 7.8 points (52.6% FGs) and 3.5 rebounds in 17.5 minutes...First career-double-double 15 points and 11 rebounds at L.A. Clippers (4/15).

COLLEGE: Earned consensus Second Team All-America honors as a senior...Named Big Ten Player of the Year and received First Team All-Conference accolades...Earned Second Team All Big 10 honors as a junior...Finished career as Indiana's 16th all-time leading scorer with 1,447 points, ninth all-time leading rebounder with 748 boards and second all-time in field goal accuracy at 56.2 percent (548-975)...Started 97 of 99 collegiate games...Averaged 16.8 ppg and 8.6 rpg for Team USA in the 2007 Pan American Games...**2007-08 (Senior):** Averaged 17.4 ppg (second in Big 10) and 10.3 rpg (first in Big 10)...Became the first player to average a double-double at Indiana since Alan Henderson in 1994...Shot a conference-leading 60.5 percent (216-357) from the field and ranked fourth in blocked shots (1.6 bpg)...Recorded 20 double-doubles...Registered 21 points and a career-high 22 rebounds at Michigan...Posted a career-high 29 points and pulled down 13 rebounds vs. Tennessee State...**2006-07 (Junior):** Averaged 13.8 ppg, 7.3 rpg and 2.3 bpg (second in Big 10)...Scored a season-high tying 23 points at Kentucky...Matched season high with 23 points to go along with 12 rebounds vs. Iowa...Grabbed a season-high 14 rebounds vs. UCLA in the second round of the NCAA Tournament...**2005-06 (Sophomore):** Averaged 9.2 ppg and 6.0 rpg in five games, before sitting out the rest of the season due to a broken left foot...**2004-05 (Freshman):** Averaged 13.3 ppg, 4.9 rpg and 2.2 bpg...Shot 57.2 percent (143-250) from the field...Recorded a season-high tying 23 points to go along with 11 rebounds vs. Oral Roberts...Scored a season-high tying 23 points in back-to-back games at Minnesota and at Iowa...Scored 21 points, grabbed 10 rebounds and blocked five shots vs. Minnesota in the first round of the Big Ten Tournament.

HIGH SCHOOL: Earned *Parade Magazine* All-American, Alabama Gatorade State Player of the Year and first team all-state honors as a senior...Averaged 20 ppg, 15 rpg and six bpg...Had seven points and five rebounds in the 2004 McDonald's All-American Game and 10 points and eight rebounds in the 2004 Jordan Capital Classic...Averaged 19 points, 10 rebounds, four assists and four blocks as a junior...Averaged 16 points and nine rebounds as a sophomore.

PERSONAL: Son of Dewayne and Julia White...Majored in general studies with minors in criminal justice and African American studies at Indiana...Reads Psalms 121 before every game.



11 Mustafa Shakur

Position: Guard/Forward

Height: 6-3

Weight: 190

NBA Years: Rookie

College: Arizona

Birthdate: 08/18/84

Acquired: Signed with Thunder as a free agent on 3/31/10

2009-10 AVERAGES: Yet to appear in Thunder uniform...Appeared in 47 games (47 starts) for the Tulsa 66ers of the NBA Development League. Recorded averages of 19.2 points 6.9 assists, 2.2 steals in 37.8 minutes. In three D-League playoff games averaged 20.7 points, 4.3 rebounds and 3.7 assists in 37.3 mpg.

PROFESSIONAL CAREER: Assigned to the Tulsa 66ers of the NBA Development League on 3/31 after being signed by the Thunder on 3/31... Signed to a 10-day contract earlier this season by the Thunder on 3/16... Went undrafted out of the University of Arizona in 2007. Shakur spent the previous three seasons playing overseas with Prokom Trefl Sopot of the Polish League (2007-08), Tau Cerámica of ACB Spanish League (2008-09) and most recently with Panellinios BC of the Greek A1 League (2009). With his signing, Shakur becomes the 31st Gatorade Call-Up from the D-League this season.

COLLEGIATE HIGHLIGHTS: Averaged 10.1 ppg (.452 FG%, .355 3pt%, .786 FT%), 3.7 rpg, 5.1 apg, and 1.19 spg in 131 games (started 129) over four seasons at Arizona (2003-04 – 2006-07) ... Finished career ranking third in Wildcats history with 670 assists and 22nd in scoring with 1,318 points...Started in 129 of a possible 131 contests ... Arizona was 59-18 (.767) when he passed for five or more assists.

COLLEGE: Senior (2006-07) Earned Honorable Mention All-Pac-10 accolades as at Arizona, averaging 11.9 ppg (.455 FG%, .325 3pt%, .788 FT%), 4.0 rpg, 6.9 apg, and 1.52 spg in starting all 31 games in which he played ... Ranked third in the nation in assists average and first in the Pac-10 Conference ... Reached double-figures in scoring on 18 occasions, including a career-high tying 23 points vs. Memphis (12/20).



2009-10 NBA REGULAR SEASON REVIEW

FINAL NBA STANDINGS

NBA EASTERN CONFERENCE

ATLANTIC DIVISION							
W	L	PCT	GB	HOME	ROAD	LAST-10	STREAK
Boston	50	32	.610	-	24-17	26-15	3-7 Lost 2
Toronto	40	42	.488	10	25-16	15-26	5-5 Won 2
New York	29	53	.354	21	18-23	11-30	3-7 Lost 1
Philadelphia	27	55	.329	23	12-29	15-26	2-8 Lost 2
New Jersey	12	70	.146	38	8-33	4-37	3-7 Lost 3
CENTRAL DIVISION							
W	L	PCT	GB	HOME	ROAD	LAST-10	STREAK
Cleveland	61	21	.744	-	35-6	26-15	4-6 Lost 4
Milwaukee	46	36	.561	15	28-13	18-23	6-4 Won 1
Chicago	41	41	.500	20	24-17	17-24	7-3 Won 3
Indiana	32	50	.390	29	23-18	9-32	6-4 Lost 2
Detroit	27	55	.329	34	17-24	10-31	4-6 Won 1
SOUTHEAST DIVISION							
W	L	PCT	GB	HOME	ROAD	LAST-10	STREAK
Orlando	59	23	.720	-	34-7	25-16	9-1 Won 6
Atlanta	53	29	.646	6	34-7	19-22	7-3 Won 4
Miami	47	35	.573	12	24-17	23-18	9-1 Won 3
Charlotte	44	38	.537	15	31-10	13-28	6-4 Lost 1
Washington	26	56	.317	33	15-26	11-30	5-5 Won 1

NBA WESTERN CONFERENCE

SOUTHWEST DIVISION							
W	L	PCT	GB	HOME	ROAD	LAST-10	STREAK
Dallas	55	27	.671	-	28-13	27-14	8-2 Won 5
San Antonio	50	32	.610	5	29-12	21-20	6-4 Lost 1
Houston	42	40	.512	13	23-18	19-22	6-4 Lost 1
Memphis	40	42	.488	15	23-18	17-24	2-8 Lost 3
New Orleans	37	45	.451	18	24-17	13-28	3-7 Won 2
NORTHWEST DIVISION							
W	L	PCT	GB	HOME	ROAD	LAST-10	STREAK
Denver	53	29	.646	-	34-7	19-22	6-4 Lost 1
Utah	53	29	.646	-	32-9	21-20	6-4 Lost 1
Portland	50	32	.610	3	26-15	24-17	7-3 Lost 1
Oklahoma City	50	32	.610	3	27-14	23-18	6-4 Won 1
Minnesota	15	67	.183	38	10-31	5-36	1-9 Lost 7
PACIFIC DIVISION							
W	L	PCT	GB	HOME	ROAD	LAST-10	STREAK
L.A. Lakers	57	25	.695	-	34-7	23-18	4-6 Lost 1
Phoenix	54	28	.659	3	32-9	22-19	8-2 Won 3
L.A. Clippers	29	53	.354	28	21-20	8-33	2-8 Won 1
Golden State	26	56	.317	31	18-23	8-33	6-4 Won 1
Sacramento	25	57	.305	32	18-23	7-34	1-9 Lost 3

HEAD-TO-HEAD WIN GRID

ATL	CHA	CLE	DEN	GS	IND	LAL	MIA	MIN	NO	OKC	PHI	POR	SA	UTA	WAS	W	L	PCT	GB	LAST-10	STREAK	BOS		CHI		DAL		DET		HOU		LAC		MEM		MIL		NJ		NY		ORL		PHO		SAC		TOR		WAS		W		L		PCT		GB		LAST-10		STREAK																																					
																						W	L	PCT	GB	LAST-10	STREAK	W	L	PCT	GB	LAST-10	STREAK	W	L	PCT	GB	LAST-10	STREAK	W	L	PCT	GB	LAST-10	STREAK	W	L	PCT	GB	LAST-10	STREAK	W	L	PCT	GB	LAST-10	STREAK	W	L	PCT	GB	LAST-10	STREAK	W	L	PCT	GB	LAST-10	STREAK	W	L	PCT	GB	LAST-10	STREAK																								
																						0		--		3		2		2		1		1		2		1		1		2		1		1		2		1		1		3		2		2		3		1		3		1		1		3		0		2		2		1		4		1		3		50		32		.610		-		3-7		Lost		2	
																						1		0		2		2		1		1		0		4		0		1		2		2		1		2		4		2		4		0		1		1		3		0		0		1		1		--		0		2		40		42		.488		10		5-5		Won		2									
																						3		1		2		1		0		1		3		0		0		2		3		2		1		2		2		--		0		0		3		29		53		.354		21		3-7		Lost		1																											
																						1		1		1		0		1		1		1		1		2		1		1		0		0		1		4		2		1		0		0		27		55		.329		23		2-8		Lost		2																											
																						0		1		2		2		0		0		0		1		0		0		0		1		0		0		--		1		2		0		0		0		12		70		.146		38		3-7		Lost		3																									
																						3		2		1		2		--		1		0		4		2		1		3		2		2		1		3		3		2		4		2		3		2		2		2		1		3		1		2		61		21		.744		-		4-6		Lost		4											
																						1		2		2		3		1		0		2		2		0		4		1		0		2		3		--		2		4		1		2		3		1		0		2		1		1		0		2		1		2		46		36		.561		15		6-4		Won		1							
																						1		2		3		--		2		0		0		4		1		2		3		0		1		1		2		2		1		3		1		1		3		1		1		1		2		1		0		2		41		41		.500		20		7-3		Won		3									
																						0		1		2		1		1		0		0		4		1		2		--		1		0		0		1		4		0		2		1		4		0		2		1		1		2		1		3		32		50		.390		29		6-4		Lost		2											
																						2		1		1		0		0		1		--		1		1		0		0		1		1		2		2		2		1		1		0		1		1		0		0		4		27		55		.329		34		4-6		Won		1																	
																						3		3		3		2		2		1		1		3		2		3		2		3		1		3		1		--		4		1		1		2		1		3		1		2		59		23		.720		-		9-1		Won		6																	
																						--		4		2		3		1		1		1		2		1		2		3		1		1		0		1		2		2		2		1		3		2		4		53		29		.646		6		7-3		Won		4																					
																						3		0		1		3		0		1		2		2		4		1		1		--		1		1		4		1		3		0		2		1		3		47		35		.573		12		9-1		Won		3																							
																						2		0		--		1		3		0		1		2		2		1		1		1		2		3		2		0		2		1		1		0		4		44		38		.537		15		6-4		Lost		1																							
																						0		1		0		1		1		1		1		1		0		2		0		1		0		--		26		56		.317		33		5-5		Won		1																																					
																						1		1		2		2		1		--		2		2		3		2		2		3		2		2		1		2		1		2		2		1		2		1		1		1		55		27		.671		-		8-2		Won		5																	
																						1		1		0		1		1		1		2		1		3		2		2		3		1		4		--		1		0		2		50		32		.610		5		6-4		Lost		1																													
																						0		1		1		0		1		2		1		4		0		2		3		2		1		2		3		2		1		2		3		2		1		2		42		40		.512		13		6-4		Lost		1																					
																						0		1		0		2		1		1		1		--		1		0		3		2		2		2		2		2		1		1		1		2		2		2		2		1		2		40		42		.488		15		2-8		Lost		3															
																						1		1		1		0		0		1		1		1		1		4		1		--		0		1		1		0		1		1		2		2		2		2		2		1		2		40		42		.488		15		2-8		Lost		3															
																						0		0		0		0		1		1		0		1		1		0		--		2		0		1		0		0		1		0		0		2		0		0		2		1		15		67		.183		38		1-9		Lost		7																	
																						1		1		2		0		2		1		2		4		3		2		--		2		1		2		3		2		2		2		3		1		2		3		1		2		57		25		.695		-		4-6		Lost		1																	
																						1		2		0		1		0		1		3		2		4		1		--		1		1		4		2		2		2		2		2		4		1		4		2		2		2		54		28		.659		3		8-2		Won		3															
																						0		1		2		0		1		2		2		1		1		--		2		1		3		1		0		0		1		0		0		2		0		1		2		29		53		.354		28		2-8		Won		1																			
																						1		1		0		1		0		1		--		0		1		2		0		1		2		0		2		0		2		0		2		0		0		26		56		.317		31		6-4		Won		1																							
																						0		0		1		0		0		2		1		2		2		1		--		0		1		2		1		2		57		.305		32		1-9		Lost		3																																			



FINAL LEAGUE LEADERS

SCORING AVERAGE					REBOUNDS PER GAME					ASSISTS PER GAME					
	G	PG	FT	PTS	AVG	G	OFF	DEF	TOT	AVG	G	AST	AVG		
Durant, OKC.	82	794	756	2472	30.1	Howard, Orl.	62	284	798	1082	13.2	Nash, Pho.	81	892	11.0
James, Cle.	76	768	593	2258	29.7	Camby, LA-C-Por.	74	249	622	871	11.8	Paul, N.O.	45	480	10.7
Anthony, Den.	69	688	508	1943	28.2	Randolph, Mem.	81	330	620	950	11.7	Williams, Utah	76	798	10.5
Bryant, LA-L	73	716	439	1970	27.0	Lee, N.Y.	81	228	721	949	11.7	Rondo, Bos.	81	794	9.8
Wade, Mia.	77	719	534	2045	26.6	Boozer, Utah	78	181	693	874	11.2	Kidd, Dal.	80	724	9.1
Ellis, G.S.	64	631	292	1631	25.5	Bosh, Tor.	70	205	554	759	10.8	James, Cle.	76	651	8.6
Nowitzki, Dal.	81	720	536	2027	25.0	Murphy, Ind.	72	129	608	737	10.2	B. Davis, LA-C	75	598	8.0
Granger, Ind.	62	488	363	1497	24.1	Duncan, S.A.	78	221	567	788	10.1	Westbrook, OKC.	82	652	8.0
Bosh, Tor.	70	600	470	1678	24.0	Wallace, Cha.	76	150	612	762	10.0	Harris, N.J.	64	423	6.6
Stoudemire, Pho.	82	704	487	1896	23.1	Horford, Atl.	81	236	563	799	9.9	Wade, Mia.	77	501	6.5
Johnson, Atl.	76	635	220	1619	21.3	Odum, LA-L	82	184	618	802	9.8	Rose, Chi.	78	469	6.0
Rose, Chi.	78	672	259	1619	20.8	Dalembert, Phi.	82	239	545	784	9.6	Calderon, Tor.	68	404	5.9
Randolph, Mem.	81	652	362	1681	20.8	Haywood, Was.-Dal.	77	278	437	715	9.3	Curry, G.S.	80	472	5.9
Jackson, G.S.-Cha.	81	600	338	1667	20.6	Kaman, LA-C	76	184	520	704	9.3	Iguodala, Phi.	82	472	5.8
Lee, N.Y.	81	686	268	1640	20.2	Jefferson, Min.	76	180	523	703	9.3	Evans, Sac.	72	414	5.8
Evans, Sac.	72	533	348	1450	20.1	Okafor, N.O.	82	251	491	742	9.0	Jennings, Mil.	82	470	5.7
Maggette, G.S.	70	457	460	1387	19.8	Stoudemire, Pho.	82	230	502	732	8.9	Collison, N.O.	76	432	5.7
Gay, Mem.	80	600	301	1567	19.6	Jos. Smith, Atl.	81	223	482	705	8.7	Billups, Den.	73	409	5.6
Brooks, Hou.	82	575	245	1604	19.6	Lopez, N.J.	82	270	439	709	8.6	Felton, Cha.	80	446	5.6
Billups, Den.	73	402	466	1427	19.5	Scola, Hou.	82	175	530	705	8.6	Miller, Por.	82	445	5.4
Boozer, Utah	78	617	285	1519	19.5	Thompson, Sac.	75	224	413	637	8.5	Conley, Mem.	80	425	5.3
West, N.O.	81	619	296	1541	19.0	Haslem, Mia.	78	167	462	629	8.1	Brooks, Hou.	82	434	5.3
Lopez, N.J.	82	563	416	1542	18.8	Aldridge, Por.	78	192	435	627	8.0	Watson, Ind.	79	399	5.1
Williams, Utah	76	494	335	1419	18.7	Gooden, Dal.-Was.-LA	70	207	335	542	7.7	Jack, Tor.	82	413	5.0
Kaman, LA-C	76	589	230	1408	18.5	Nowitzki, Dal.	81	80	540	620	7.7	Bryant, LA-L	73	365	5.0
Howard, Orl.	82	510	483	1503	18.3	Nene, Den.	82	166	461	627	7.6	Ginobili, S.A.	75	370	4.9
Pierce, Bos.	71	409	369	1296	18.3	Perkins, Bos.	78	155	440	595	7.6	Johnson, Atl.	76	369	4.9
Wallace, Cha.	76	456	422	1386	18.2	Varejao, Cle.	76	189	389	578	7.6	Stuckey, Det.	73	348	4.8
Crawford, Atl.	79	496	270	1425	18.0	Durant, OKC.	82	105	518	623	7.6	Blake, Por.-LA-C	80	380	4.8
Duncan, S.A.	78	561	271	1395	17.9	West, N.O.	81	164	441	605	7.5	Udrih, Sac.	79	372	4.7
Aldridge, Por.	78	579	230	1393	17.9	Gibson, Chi.	82	226	385	611	7.5	Hinrich, Chi.	74	330	4.5
Harrington, N.Y.	72	448	240	1276	17.7	Deng, Chi.	70	131	381	512	7.3	Flynn, Min.	81	356	4.4
Deng, Chi.	70	473	252	1230	17.6	James, Cle.	76	71	483	554	7.3	Jos. Smith, Atl.	81	342	4.2
Curry, G.S.	80	528	177	1399	17.5	Okur, Utah	73	132	383	515	7.1	Turkoglu, Tor.	74	304	4.1
Mayo, Mem.	82	542	212	1432	17.5	O'Neal, Mia.	70	124	362	486	6.9	Diaw, Cha.	82	325	4.0
Bargnani, Tor.	80	537	181	1376	17.2	Millsap, Utah	82	186	373	559	6.8	Ridnour, Mil.	82	324	4.0
Jefferson, Min.	76	560	181	1301	17.1	Iguodala, Phi.	82	82	447	529	6.5	Bibby, Atl.	80	310	3.9
Iguodala, Phi.	82	496	315	1401	17.1	Blair, S.A.	82	200	326	526	6.4	Holiday, Phi.	73	280	3.8
Landry, Hou.-Sac.	80	499	344	1343	16.8	Beasley, Mia.	78	123	375	498	6.4	Ariza, Hou.	72	276	3.8
Stuckey, Det.	73	449	299	1215	16.6	Ilyasova, Mil.	81	157	360	517	6.4	Terry, Dal.	77	292	3.8

FIELD GOAL PCT.				3-PT FIELD GOAL PCT.				FREE THROW PCT.			
	FG	FGA	PCT		3FG	3GA	PCT		FT	FTA	PCT
Howard, Orl.	510	834	.612	Korver, Utah	59	110	.536	Nash, Pho.	211	225	.938
Perkins, Bos.	314	522	.602	Miller, Was.	82	171	.480	Nowitzki, Dal.	536	586	.915
Nene, Den.	421	717	.587	Gibson, Cle.	71	149	.477	R. Allen, Bos.	231	253	.913
Gasol, Mem.	378	651	.581	Dudley, Pho.	120	262	.458	Billups, Den.	466	512	.910
Bynum, LA-L	392	698	.570	Morrow, G.S.	140	307	.456	Ridnour, Mil.	127	140	.907
Boozer, Utah	617	1098	.562	Frye, Pho.	172	392	.439	Durant, OKC.	756	840	.900
Stoudemire, Pho.	704	1264	.557	Curry, G.S.	166	380	.437	M. Williams, Cle.	177	198	.894
Horford, Atl.	467	847	.551	Afflalo, Den.	108	249	.434	Foye, Was.	129	145	.890
Lee, N.Y.	686	1258	.545	M. Williams, Cle.	159	371	.429	Curry, G.S.	177	200	.885
Millsap, Utah	395	716	.538	Nash, Pho.	124	291	.426	Martin, Sac.-Hou.	298	340	.876
Landry, Hou.-Sac.	499	931	.536	Kidd, Dal.	176	414	.425	Ginobili, S.A.	309	355	.870
Gasol, LA-L	452	844	.536	Pierce, Bos.	109	263	.414	Lee, N.J.	133	153	.869
Okafor, N.O.	348	656	.530	Parker, Cle.	108	261	.414	Terry, Dal.	232	268	.866
O'Neal, Mia.	394	745	.529	Jack, Tor.	82	199	.412	West, N.O.	296	342	.865
Garnett, Bos.	402	772	.521	Rush, Ind.	124	302	.411	Gooden, Dal.-Was.-LA	186	216	.861
Bogut, Mil.	473	910	.520	Young, Was.	69	170	.406	Gordon, Det.	198	230	.861
Duncan, S.A.	561	1082	.518	Redick, Orl.	111	274	.405	Redick, Orl.	191	222	.860
Bosh, Tor.	600	1158	.518	Hill, S.A.	75	188	.399	Crawford, Atl.	270	315	.857
Maggette, G.S.	457	886	.516	Brooks, Hou.	209	525	.398	Pierce, Bos.	369	433	.852
Scola, Hou.	560	1090	.514	Calderon, Tor.	68	171	.398	Collison, N.O.	148	174	.851
Rondo, Bos.	459	904	.508	Lewis, Orl.	168	423	.397	Granger, Ind.	363	428	.848
Marion, Dal.	395	778	.508	Richardson, Mia.	142	358	.397	Paul, N.O.	161	190	.847
Nash, Pho.	499	985	.507	Ellington, Min.	64	162	.395	Douglas-Roberts, N.J	133	157	.847
West, N.O.	619	1226	.505	Blake, Por.-LA-C	116	294	.395	Hamilton, Det.	204	241	.846
Jos. Smith, Atl.	504	999	.505	Dragic, Pho.	74	188	.394	Jack, Tor.	203	241	.842
James, Cle.	768	1528	.503	Augustin, Cha.	70	178	.393	Dunleavy, Ind.	133	158	.842
Lopez, N.J.	563	1129	.499	Richardson, Pho.	157	400	.393	Carter, Orl.	257	306	.840
Jefferson, Min.	560	1125	.498	Robinson, N.Y.-Bos.	87	223	.390	Butler, Was.-Dal.	264	315	.838
Aldridge, Por.	579	1169	.495	Holiday, Phi.	62	159	.390	Garnett, Bos.	185	221	.837
Hibbert, Ind.	387	782	.495	Bonner, S.A.	90	231	.390	Maggette, G.S.	460	551	.835
Gibson, Chi.	311	629	.494	Bibby, Atl.	126	324	.389	Stuckey, Det.	299	359	.833
Haslem, Mia.	312	632	.494	Douglas, N.Y.	68	175	.389	Bayless, Por.	201	242	.831
Udrih, Sac.	415	841	.493	Wright, Mia.	61	157	.389	Anthony, Den.	508	612	.830
Paul, N.O.	314	637	.493	Conley, Mem.	82	212	.387	Salmons, Chi.-Mil.	253	305	.830
Kaman, LA-C	589	1202	.490	Billups, Den.	157	407	.386	Matthews, Utah	160	193	.829
Rose, Chi.	672	1373	.489	Nocioni, Sac.	96	249	.386	Miller, Chi.	182	220	.827
Randolph, Mem.	652	1336	.488	Okur, Utah	82	213	.385	Lowry, Hou.	215	260	.827
Parker, S.A.	349	716	.487	Felton, Cha.	60	156	.385	Flynn, Min.	223	270	.826
Wallace, Cha.	456	943	.484	Murphy, Ind.	128	333	.384	Williams, Phi.	192	233	.824
Diaw, Cha.	373	773	.483	Mayo, Mem.	136	355	.383	Brooks, Hou.	245	298	.822



STEALS PER GAME	G	STL	AVG	BLOCKS PER GAME	G	BLK	AVG	MINUTES PER GAME	G	MIN	AVG
Rondo, Bos.	81	189	2.33	Howard, Orl.	82	228	2.78	Ellis, G.S.	64	2647	41.4
Ellis, G.S.	64	143	2.23	Bogut, Mil.	69	175	2.54	Wallace, Cha.	76	3119	41.0
Curry, G.S.	80	152	1.90	Jos. Smith, Atl.	81	173	2.14	Gay, Mem.	80	3175	39.7
Wade, Mia.	77	142	1.84	Haywood, Was.-Dal.	77	158	2.05	Durant, OKC.	82	3239	39.5
Kidd, Dal.	80	145	1.81	Camby, LA-C-Por.	74	146	1.97	James, Cle.	76	2966	39.0
Ariza, Hou.	72	126	1.75	Andersen, Den.	76	143	1.88	Iguodala, Phi.	82	3193	38.9
Iguodala, Phi.	82	141	1.72	Dalembert, Phi.	82	151	1.84	Bryant, LA-L	73	2835	38.8
B. Davis, LA-C	75	126	1.68	Gasol, LA-L	65	113	1.74	Jackson, G.S.-Cha.	81	3129	38.6
James, Cle.	76	125	1.64	Lopez, N.J.	82	139	1.70	Anthony, Den.	69	2634	38.2
Jackson, G.S.-Cha.	81	132	1.63	Perkins, Bos.	78	132	1.69	Johnson, Atl.	76	2886	38.0
Jos. Smith, Atl.	81	130	1.60	McGee, Was.	60	101	1.68	Mayo, Mem.	82	3113	38.0
Butler, Was.-Dal.	74	116	1.57	Hibbert, Ind.	81	131	1.62	Deng, Chi.	70	2651	37.9
Bryant, LA-L	73	113	1.55	Gasol, Mem.	69	109	1.58	Randolph, Mem.	81	3051	37.7
Wallace, Cha.	76	117	1.54	Noah, Chi.	64	100	1.56	Butler, Was.-Dal.	74	2784	37.6
Felton, Cha.	80	123	1.54	Okafor, N.O.	82	127	1.55	Nowitzki, Dal.	81	3039	37.5
Evans, Sac.	72	109	1.51	Duncan, S.A.	78	117	1.50	Aldridge, Por.	78	2922	37.5
Gay, Mem.	80	118	1.48	Bargnani, Tor.	80	111	1.39	Lee, N.Y.	81	3019	37.3
Brewer, Min.	82	117	1.43	Anthony, Mia.	80	109	1.36	Roy, Por.	65	2419	37.2
Nene, Den.	82	115	1.40	O'Neal, Mia.	70	95	1.36	Evans, Sac.	72	2677	37.2
Stuckey, Det.	73	101	1.38	Ibaka, OKC.	73	97	1.33	Green, OKC.	82	3043	37.1
Artest, LA-L	77	106	1.38	Jefferson, Min.	76	98	1.29	Gasol, LA-L	65	2403	37.0
Ginobili, S.A.	75	103	1.37	Gibson, Chi.	82	104	1.27	Lopez, N.J.	82	3027	36.9
Durant, OKC.	82	112	1.37	Kaman, LA-C	76	94	1.24	Williams, Utah	76	2802	36.9
Conley, Mem.	80	109	1.36	Millsap, Utah	82	99	1.21	Rose, Chi.	78	2871	36.8
Smith, Den.	75	99	1.32	Hawes, Sac.	72	83	1.15	Granger, Ind.	62	2278	36.7
Westbrook, OKC.	82	108	1.32	Horford, Atl.	81	91	1.12	Rondo, Bos.	81	2963	36.6
Watson, Ind.	79	104	1.32	Okur, Utah	73	81	1.11	Ariza, Hou.	72	2629	36.5
Lee, N.J.	71	93	1.31	Wallace, Cha.	76	83	1.09	Jamison, Was.-Cle.	66	2406	36.5
Camby, LA-C-Por.	74	95	1.28	Wade, Mia.	77	82	1.06	West, N.O.	81	2949	36.4
Jennings, Mil.	82	105	1.28	Brand, Phi.	76	80	1.05	Wade, Mia.	77	2792	36.3
Green, OKC.	82	104	1.27	Durant, OKC.	82	84	1.02	Curry, G.S.	80	2896	36.2
Williams, Utah	76	96	1.26	Jeffries, N.Y.-Hou.	70	71	1.01	Bosh, Tor.	80	2526	36.1
Chalmers, Mia.	73	91	1.25	James, Cle.	76	77	1.01	Kidd, Dal.	80	2881	36.0
Salmons, Chi.-Mil.	81	99	1.22	Stoudemire, Pho.	82	83	1.01	Gordon, LA-C	62	2229	36.0
Terry, Dal.	77	94	1.22	Nene, Den.	82	82	1.00	Gasol, Mem.	69	2469	35.8
Mayo, Mem.	82	98	1.20	Nowitzki, Dal.	81	79	0.98	Chandler, N.Y.	65	2320	35.7
Pierce, Bos.	71	84	1.18	Thompson, Sac.	75	73	0.97	Brooks, Hou.	82	2919	35.6
Sefolosha, OKC.	82	97	1.18	Bosh, Tor.	70	68	0.97	Jos. Smith, Atl.	81	2871	35.4
Hinrich, Chi.	74	85	1.15	Amundson, Pho.	79	73	0.92	Diaw, Cha.	82	2906	35.4
Miller, Por.	82	93	1.13	Frye, Pho.	81	74	0.91	R. Allen, Bos.	80	2819	35.2

NBA SINGLE GAME HIGH AND LOWS

SINGLE-GAME HIGHS / PLAYERS

Minutes -- 59, Brooks, HOU vs. MIN, 1/13 (3 OT)
 Minutes -- 48, (39 times, most recently) Curry, GS at POR, 4/14
 Field Goals -- 22, Miller, POR at DAL, 1/30 (OT)
 Field Goals -- 21, Jennings, MIL vs. GS, 11/14
 FG Attempts -- 39, Ellis, GS vs. CHI, 1/18
 3-Pt. Field Goals -- 10, Smith, DEN vs. ATL, 12/23
 3-Pt. FG Attempts -- 17, Smith, DEN vs. ATL, 12/23
 Free Throws -- 20, Bosh, TOR vs. GS, 4/4
 FT Attempts -- 24, Howard, ORL vs. IND, 1/20
 Off. Rebounds -- 14, Noah, CHI vs. LAL, 12/15
 Def. Rebounds -- 23, Jefferson, MIN at HOU, 1/13 (3 OT)
 Def. Rebounds -- 19, (5 times, MR:) Millsap, UTA at GS, 4/13
 Rebounds -- 27, Duncan, SA vs. ATL, 1/27
 Assists -- 20, (4 times, most recently) Bynum, DET vs. WAS, 3/12
 Steals -- 8, (3 times, most recently) Rodriguez, NY vs. MIL, 2/22
 Turnovers -- 12, Aranas, WAS at MIA, 11/10
 Blocks -- 8, Howard, ORL vs. TOR, 12/16
 Blocks -- 8, Randolph, GS at NO, 12/23
 Points -- 55, Jennings, MIL vs. GS, 11/14

SINGLE-GAME HIGHS AND LOWS / TEAMS

Field Goals -- 62, San Antonio, vs. GS, 3/19
 Fewest Field Goals -- 21, Charlotte, at MIA, 3/20
 FG Attempts -- 111, Minnesota, at HOU, 1/13 (3 OT)
 FG Attempts -- 104, Phoenix, at LAL, 11/12
FG Attempts -- 104, Oklahoma City, at GS, 4/11
 Fewest FG Attempts -- 59, Charlotte, at MIL, 11/20
 Field Goal Pct. -- .675, Utah, vs. HOU, 2/27
 Lowest Field Goal Pct. -- .279, Detroit, vs. TOR, 12/23
 3-Pt. Field Goals -- 17, (4 times, MR:) Indiana, vs. UTA, 3/26
 3-Pt. FG Attempts -- 47, New York, at CHI, 12/17
 3-Pt. FG Pct. -- .889, San Antonio, vs. SAC, 12/9
 Free Throws -- 41, Denver, vs. UTA, 1/17
 Free Throws -- 41, Dallas, at GS, 2/8
 Fewest Free Throws -- 3, Atlanta, vs. ORL, 11/26
 Fewest Free Throws -- 3, New Orleans, at LAC, 3/15
 FT Attempts -- 49, Denver, at POR, 10/29
 FT Attempts -- 49, Denver, vs. UTA, 1/17
 Fewest FT Attempts -- 5, Indiana, vs. CLE, 1/29
 Fewest FT Attempts -- 5, New Orleans, at LAC, 3/15
 Free Throw Pct. -- 1.000, (10 times, MR:) Houston, at SAC, 4/12
 Lowest Free Throw Pct. -- .364, San Antonio, vs. LAL, 1/12
 Off. Rebounds -- 25, (3 times, MR:) Chicago, vs. OKC, 1/4
 Fewest Off. Rebounds -- 1, (3 times, MR:) Boston, vs. IND, 3/12
 Def. Rebounds -- 52, L.A. Lakers, vs. MIL, 1/10
 Def. Rebounds -- 52, Cleveland, at IND, 1/29
 Fewest Def. Rebounds -- 17, (5 times, MR:) Detroit, at ATL, 3/13
 Rebounds -- 68, Sacramento, vs. GS, 1/26
 Fewest Rebounds -- 23, Golden State, at NO, 3/8
 Assists -- 39, Utah, vs. MEM, 1/6
 Assists -- 39, San Antonio, vs. GS, 3/19
Fewest Assists -- 6, Oklahoma City, vs. POR, 11/1
 Personal Fouls -- 35, Toronto, at SA, 11/9
 Fewest Personal Fouls -- 8, New York, vs. WAS, 2/3
 Fewest Personal Fouls -- 8, L.A. Clippers, at ORL, 3/9
 Steals -- 22, Golden State, vs. MIN, 11/9
 Turnovers -- 28, Minnesota, at GS, 11/9
 Turnovers -- 28, San Antonio, vs. CHA, 12/11
 Fewest Turnovers -- 3, Detroit, at ATL, 4/3
Blocks -- 16, Oklahoma City, at LAL, 11/22
 Blocks -- 16, Charlotte, vs. TOR, 11/25
 Points -- 152, Phoenix, vs. MIN, 3/16
 Fewest Points -- 59, Charlotte, at BOS, 10/28



ROOKIE LEAGUE LEADERS

SCORING AVERAGE					REBOUNDS PER GAME					ASSISTS PER GAME					
G	FG	FT	PTS	AVG	G	OFF	DEF	TOT	AVG	G	AST	AVG			
Evans, Sac.	72	533	348	1450	20.1	Gibson, Chi.	82	226	385	611	7.5	Curry, G.S.	80	472	5.9
Curry, G.S.	80	528	177	1399	17.5	Blair, S.A.	82	200	326	526	6.4	Evans, Sac.	72	414	5.8
Jennings, Mil.	82	451	223	1270	15.5	Jerabko, Det.	80	194	284	478	6.0	Jennings, Mil.	82	470	5.7
Thornton, N.O.	73	398	144	1057	14.5	Ibaka, OKC.	73	138	259	397	5.4	Collison, N.O.	76	432	5.7
Flynn, Min.	81	397	223	1094	13.5	Evans, Sac.	72	66	314	380	5.3	Flynn, Min.	81	356	4.4
Collison, N.O.	76	376	148	946	12.4	Casspi, Sac.	77	75	274	349	4.5	Holiday, Phi.	73	280	3.8
Casspi, Sac.	77	300	117	792	10.3	T. Williams, N.J.	78	46	302	348	4.5	Maynor, Utah-OKC.	81	266	3.3
Harden, OKC.	76	233	194	753	9.9	Curry, G.S.	80	48	308	356	4.5	Lawson, Den.	65	203	3.1
Matthews, Utah	82	273	160	769	9.4	Brockman, Sac.	52	105	108	213	4.1	T. Williams, N.J.	78	223	2.9
Jerabko, Det.	80	290	125	741	9.3	Hill, N.Y.-Hou.	47	76	99	175	3.7	Douglas, N.Y.	56	112	2.0
Gibson, Chi.	82	311	113	735	9.0	Thabeet, Mem.	68	85	158	243	3.6	Price, Ind.	56	106	1.9
Budinger, Hou.	74	249	67	657	8.9	Jennings, Mil.	82	49	233	282	3.4	Harden, OKC.	76	137	1.8
DeRozan, Tor.	77	255	148	662	8.6	Andersen, Hou.	63	54	154	208	3.3	Teague, Atl.	71	122	1.7
Douglas, N.Y.	56	179	55	481	8.6	Harden, OKC.	76	47	197	244	3.2	Thornton, N.O.	73	114	1.6
T. Williams, N.J.	78	261	103	656	8.4	Budinger, Hou.	74	38	182	220	3.0	Matthews, Utah	82	124	1.5
Lawson, Den.	65	201	106	542	8.3	DeRozan, Tor.	77	66	157	223	2.9	Beaubois, Dal.	56	74	1.3
Holiday, Phi.	73	230	65	587	8.0	Thornton, N.O.	73	72	139	211	2.9	Casspi, Sac.	77	95	1.2
Blair, S.A.	82	275	88	638	7.8	Hunter, G.S.	60	56	111	167	2.8	Budinger, Hou.	74	88	1.2
Young, Mem.	80	224	136	595	7.4	Holiday, Phi.	73	56	135	191	2.6	Ellington, Min.	76	74	1.0
Price, Ind.	56	145	60	410	7.3	Cunningham, Por.	63	54	106	160	2.5	Gibson, Chi.	82	70	0.9

FIELD GOAL PCT.				3-PT FIELD GOAL PCT.				FREE THROW PCT.			
FG	FGA	PCT		3FG	3GA	PCT		FT	FTA	PCT	
Blair, S.A.	275	495	.556	Curry, G.S.	166	380	.437	Curry, G.S.	177	200	.885
Ibaka, OKC.	201	370	.543	Beaubois, Dal.	45	110	.409	Collison, N.O.	148	174	.851
Beaubois, Dal.	155	299	.518	Collison, N.O.	46	115	.400	Matthews, Utah	160	193	.829
Lawson, Den.	201	390	.515	Ellington, Min.	64	162	.395	Flynn, Min.	223	270	.826
DeRozan, Tor.	255	512	.498	Holiday, Phi.	62	159	.390	Jennings, Mil.	223	273	.817
Gibson, Chi.	311	629	.494	Douglas, N.Y.	68	175	.389	Thornton, N.O.	144	177	.814
Matthews, Utah	273	565	.483	Matthews, Utah	63	165	.382	Harden, OKC.	194	240	.808
Jerabko, Det.	290	603	.481	Harden, OKC.	93	248	.375	Young, Mem.	136	175	.777
Collison, N.O.	376	789	.477	Thornton, N.O.	117	313	.374	Budinger, Hou.	67	87	.770
Curry, G.S.	528	1143	.462	Jennings, Mil.	145	388	.374	DeRozan, Tor.	148	194	.763

STEEALS PER GAME			BLOCKS PER GAME			MINUTES PER GAME					
G	STL	AVG	G	BLK	AVG	G	MIN	AVG			
Curry, G.S.	80	152	1.90	Ibaka, OKC.	73	97	1.33	Evans, Sac.	72	2677	37.2
Evans, Sac.	72	109	1.51	Thabeet, Mem.	68	89	1.31	Curry, G.S.	80	2896	36.2
Jennings, Mil.	82	105	1.28	Gibson, Chi.	82	104	1.27	Jennings, Mil.	82	2671	32.6
Holiday, Phi.	73	79	1.08	Johnson, Chi.	65	43	0.66	Flynn, Min.	81	2339	28.9
Harden, OKC.	76	80	1.05	Hunter, G.S.	60	35	0.58	Jerabko, Det.	80	2232	27.9
Collison, N.O.	76	78	1.03	Blair, S.A.	82	39	0.48	Collison, N.O.	76	2109	27.8
Flynn, Min.	81	82	1.01	Hill, N.Y.-Hou.	47	21	0.45	Gibson, Chi.	82	2204	26.9
Jerabko, Det.	80	79	0.99	Pendergraph, Por.	39	16	0.41	Thornton, N.O.	73	1872	25.6
Thornton, N.O.	73	58	0.79	Daye, Det.	69	26	0.38	Casspi, Sac.	77	1931	25.1
Matthews, Utah	82	64	0.78	Jerabko, Det.	80	29	0.36	Matthews, Utah	82	2025	24.7

ROOKIE LEADERS (SAME QUALIFIERS AS REGULAR SEASON)

SCORING AVERAGE					REBOUNDS PER GAME					ASSISTS PER GAME					
G	FG	FT	PTS	AVG	G	OFF	DEF	TOT	AVG	G	AST	AVG			
Evans, Sac.	72	533	348	1450	20.1	Gibson, Chi.	82	226	385	611	7.5	Curry, G.S.	80	472	5.9
Curry, G.S.	80	528	177	1399	17.5	Blair, S.A.	82	200	326	526	6.4	Evans, Sac.	72	414	5.8
Jennings, Mil.	82	451	223	1270	15.5	Jerabko, Det.	80	194	284	478	6.0	Jennings, Mil.	82	470	5.7
Thornton, N.O.	73	398	144	1057	14.5	Ibaka, OKC.	73	138	259	397	5.4	Collison, N.O.	76	432	5.7
Flynn, Min.	81	397	223	1094	13.5	Evans, Sac.	72	66	314	380	5.3	Flynn, Min.	81	356	4.4
Collison, N.O.	76	376	148	946	12.4	Casspi, Sac.	77	75	274	349	4.5	Holiday, Phi.	73	280	3.8
Casspi, Sac.	77	300	117	792	10.3	T. Williams, N.J.	78	46	302	348	4.5	Maynor, Utah-OKC.	81	266	3.3
Harden, OKC.	76	233	194	753	9.9	Curry, G.S.	80	48	308	356	4.5	T. Williams, N.J.	78	223	2.9
Matthews, Utah	82	273	160	769	9.4	Jennings, Mil.	82	49	233	282	3.4	Harden, OKC.	76	137	1.8
Jerabko, Det.	80	290	125	741	9.3	Harden, OKC.	76	47	197	244	3.2	Teague, Atl.	71	122	1.7
Gibson, Chi.	82	311	113	735	9.0	Budinger, Hou.	74	38	182	220	3.0	Thornton, N.O.	73	114	1.6
Budinger, Hou.	74	249	67	657	8.9	DeRozan, Tor.	77	66	157	223	2.9	Matthews, Utah	82	124	1.5
DeRozan, Tor.	77	255	148	662	8.6	Thornton, N.O.	73	72	139	211	2.9	Casspi, Sac.	77	95	1.2
T. Williams, N.J.	78	261	103	656	8.4	Holiday, Phi.	73	56	135	191	2.6	Budinger, Hou.	74	88	1.2
Holiday, Phi.	73	230	65	587	8.0	Collison, N.O.	76	41	151	192	2.5	Ellington, Min.	76	74	1.0
Blair, S.A.	82	275	88	638	7.8	Young, Mem.	80	77	124	201	2.5	Gibson, Chi.	82	70	0.9
Young, Mem.	80	224	136	595	7.4	Flynn, Min.	81	24	167	191	2.4	Blair, S.A.	82	65	0.8
Ellington, Min.	76	190	61	505	6.6	Matthews, Utah	82	50	141	191	2.3	Jerabko, Det.	80	58	0.7
Ibaka, OKC.	73	201	58	461	6.3	Carroll, Mem.	71	53	97	150	2.1	DeRozan, Tor.	77	53	0.7
Maynor, Utah-OKC.	81	154	52	382	4.7	Ellington, Min.	76	33	126	159	2.1	Young, Mem.	80	52	0.7

FIELD GOAL PCT.				3-PT FIELD GOAL PCT.				FREE THROW PCT.			
FG	FGA	PCT		3FG	3GA	PCT		FT	FTA	PCT	
Gibson, Chi.	311	629	.494	Curry, G.S.	166	380	.437	Curry, G.S.	177	200	.885
Collison, N.O.	376	789	.477	Ellington, Min.	64	162	.395	Collison, N.O.	148	174	.851
Curry, G.S.	528	1143	.462	Holiday, Phi.	62	159	.390	Matthews, Utah	160	193	.829
Evans, Sac.	533	1165	.458	Douglas, N.Y.	68	175	.389	Flynn, Min.	223	270	.826
Thornton, N.O.	398	883	.451	Matthews, Utah	63	165	.382	Jennings, Mil.	223	273	.817
Casspi, Sac.	300	672	.446	Harden, OKC.	93	248	.375	Thornton, N.O.	144	177	.814
Flynn, Min.	397	952	.417	Thornton, N.O.	117	313	.374	Harden, OKC.	194	240	.808
Jennings, Mil.	451	1216	.371	Jennings, Mil.	145	388	.374	Young, Mem.	136	175	.777
-----				Budinger, Hou.	92	249	.369	DeRozan, Tor.	148	194	.763
-----				Casspi, Sac.	75	203	.369	Evans, Sac.	348	465	.748

STEEALS PER GAME			BLOCKS PER GAME			MINUTES PER GAME					
G	STL	AVG	G	BLK	AVG	G	MIN	AVG			
Curry, G.S.	80	152	1.90	Ibaka, OKC.	73	97	1.33	Evans, Sac.	72	2677	37.2
Evans, Sac.	72	109	1.51	Gibson, Chi.	82	104	1.27	Curry, G.S.	80	2896	36.2
Jennings, Mil.	82	105	1.28	Blair, S.A.	82	39	0.48	Jennings, Mil.	82	2671	32.6
Holiday, Phi.	73	79	1.08	Jerabko, Det.	80	29	0.36	Flynn, Min.	81	2339	28.9
Harden, OKC.	76	80	1.05	Evans, Sac.	72	26	0.36	Jerabko, Det.	80	2232	27.9
Collison, N.O.	76	78	1.03	Harden, OKC.	76	20	0.26	Collison, N.O.	76	2109	27.8
Flynn, Min.	81	82	1.01	Young, Mem.	80	20	0.25	Gibson, Chi.	82	2204	26.9
Jerabko, Det.	80	79	0.99	Holiday, Phi.	73	18	0.25	Thornton, N.O.	73	1872	25.6
Thornton, N.O.	73	58	0.79	Curry, G.S.	80	19	0.24	Casspi, Sac.	77	1931	25.1



OFFENSIVE/DEFENSIVE STATISTICS

TEAMS' STATISTICS

TEAM	G	FIELD GOALS			3-PT. F.G.'S			FREE THROWS			-- REBOUNDS --			----- MISCELLANEOUS -----					--- SCORING ---		
		MADE	ATT.	PCT.	MADE	ATT.	PCT.	MADE	ATT.	PCT.	OFF.	DEF.	TOT.	AST	PF	DQ	STL	TO	BLK	PTS	AVG.
Phoe.	82	3339	6788	.492	730	1770	.412	1631	2117	.770	910	2616	3526	1912	1713	10	479	1210	418	9039	110.2
G.S.	82	3329	7094	.469	633	1687	.375	1631	2085	.782	753	2397	3150	1839	1886	21	761	1204	340	8922	108.8
Den.	82	3124	6678	.468	544	1517	.359	1937	2508	.772	889	2505	3394	1719	1844	15	683	1136	417	8729	106.5
Utah	82	3227	6575	.491	439	1207	.364	1654	2233	.741	872	2588	3460	2187	1859	17	675	1246	400	8547	104.2
Tor.	82	3199	6631	.482	518	1397	.371	1618	2118	.764	806	2507	3313	1804	1819	11	469	1100	384	8534	104.1
Orl.	82	3005	6394	.470	841	2241	.375	1575	2176	.724	810	2736	3546	1615	1629	7	512	1155	456	8426	102.8
Mem.	82	3223	6875	.469	344	1020	.337	1614	2202	.733	1070	2496	3566	1543	1655	13	645	1248	399	8404	102.5
Hou.	82	3094	6923	.447	646	1838	.351	1561	2022	.772	971	2471	3442	1790	1712	7	583	1188	318	8395	102.4
Clev.	82	3101	6391	.485	602	1582	.381	1569	2180	.720	791	2692	3483	1835	1591	6	564	1137	425	8373	102.1
N.Y.	82	3127	6876	.455	743	2145	.346	1376	1759	.782	836	2477	3313	1772	1638	9	586	1140	305	8373	102.1
Dall.	82	3140	6760	.464	558	1498	.372	1526	1870	.816	834	2586	3420	1917	1563	9	624	1059	449	8364	102.0
LA-L	82	3144	6875	.457	532	1562	.341	1519	1985	.765	973	2662	3635	1730	1592	5	612	1096	400	8339	101.7
Atl.	82	3181	6801	.468	524	1455	.360	1452	1914	.759	969	2451	3420	1789	1632	6	592	980	413	8338	101.7
OKC.	82	3063	6629	.462	418	1229	.340	1778	2210	.805	960	2607	3567	1639	1743	17	654	1227	481	8322	101.5
S.A.	82	3150	6659	.473	554	1547	.358	1458	1969	.740	887	2621	3508	1829	1669	11	516	1116	381	8312	101.4
Ind.	82	3020	6823	.443	659	1896	.348	1564	2019	.775	785	2618	3403	1730	1848	16	585	1232	439	8263	100.8
N.O.	82	3178	6842	.464	571	1572	.363	1293	1661	.778	852	2450	3302	1828	1606	6	625	1103	300	8220	100.2
Sac.	82	3144	6895	.456	482	1383	.349	1430	1969	.726	977	2518	3495	1679	1827	14	564	1226	366	8200	100.0
Bos.	82	3039	6294	.483	499	1433	.348	1559	2090	.746	716	2449	3165	1930	1816	10	701	1219	402	8136	99.2
Minn.	82	3106	6923	.449	403	1181	.341	1436	1926	.746	962	2556	3518	1626	1699	12	597	1333	306	8051	98.2
Port.	82	2974	6453	.461	491	1388	.354	1606	2033	.790	913	2383	3296	1674	1715	10	523	1012	350	8045	98.1
Phil.	82	3087	6706	.460	474	1381	.343	1366	1808	.756	941	2421	3362	1723	1677	10	667	1192	439	8014	97.7
Milw.	82	3050	6998	.436	645	1813	.356	1264	1675	.755	965	2560	3525	1740	1823	11	580	1085	385	8009	97.7
Chi.	82	3081	6825	.451	352	1066	.330	1479	1962	.754	937	2716	3653	1704	1648	20	531	1175	478	7993	97.5
Miami	82	2984	6518	.458	494	1426	.346	1452	1931	.752	875	2553	3428	1548	1710	7	605	1079	457	7914	96.5
Wash.	82	3008	6700	.449	432	1225	.353	1444	1895	.762	966	2458	3424	1557	1752	13	493	1219	421	7892	96.2
LA-C	82	3002	6601	.455	483	1457	.332	1362	1867	.730	927	2502	3429	1810	1581	6	532	1285	466	7849	95.7
Cha.	82	2858	6306	.453	460	1331	.346	1637	2180	.751	858	2490	3348	1658	1597	9	632	1290	446	7813	95.3
Det.	82	2940	6602	.445	374	1190	.314	1455	1998	.728	1053	2242	3295	1591	1822	12	596	1100	313	7709	94.0
N.J.	82	2813	6554	.429	377	1185	.318	1572	2015	.780	897	2358	3255	1540	1643	3	573	1182	393	7575	92.4

OPPONENTS' STATISTICS

TEAM	MADE	ATT.	PCT.	3-PT. F.G.'S			FREE THROWS			-- REBOUNDS --			----- MISCELLANEOUS -----					--- SCORING ---			
				MADE	ATT.	PCT.	MADE	ATT.	PCT.	OFF.	DEF.	TOT.	AST	PF	DQ	STL	TO	BLK	PTS	AVG. DIFF.	
Cha.	2925	6536	.448	573	1696	.338	1270	1710	.743	868	2382	3250	1666	1804	11	614	1256	502	7693	93.8	+1.5
Miami	2813	6408	.439	524	1531	.342	1577	2091	.754	856	2483	3339	1545	1639	9	517	1184	355	7727	94.2	+2.3
Port.	2950	6352	.464	480	1399	.343	1394	1870	.745	801	2322	3123	1583	1767	21	485	1104	333	7774	94.8	+3.3
Orl.	2955	6739	.438	522	1437	.363	1380	1830	.754	800	2481	3281	1550	1819	11	551	1050	288	7812	95.3	+7.5
Bos.	2880	6390	.451	470	1375	.342	1606	2152	.746	868	2418	3286	1585	1777	9	578	1283	386	7836	95.6	+3.7
Clev.	2935	6633	.442	524	1511	.347	1444	1907	.757	794	2366	3160	1661	1708	10	542	1045	325	7838	95.6	+6.5
Milw.	2870	6361	.451	438	1276	.343	1692	2211	.765	790	2723	3513	1581	1664	11	573	1254	421	7870	96.0	+1.7
S.A.	3025	6691	.452	412	1200	.343	1433	1896	.756	814	2427	3241	1576	1672	8	567	1032	417	7895	96.3	+5.1
LA-L	3050	6840	.446	520	1585	.328	1332	1776	.750	914	2546	3460	1792	1737	12	573	1159	363	7952	97.0	+4.7
Atl.	3048	6623	.460	480	1392	.345	1380	1852	.745	922	2471	3393	1719	1582	7	506	1135	359	7956	97.0	+4.7
OKC.	3007	6718	.448	481	1414	.340	1541	2018	.764	937	2397	3334	1618	1755	13	616	1238	384	8036	98.0	+3.5
Utah	2908	6471	.449	552	1559	.354	1741	2286	.762	837	2376	3213	1628	1818	13	632	1238	445	8109	98.9	+5.3
Chi.	3043	6885	.442	584	1680	.348	1457	1958	.744	916	2589	3505	1715	1643	7	578	1090	438	8127	99.1	-1.6
Det.	2965	6172	.480	568	1514	.375	1630	2124	.767	814	2420	3234	1898	1702	11	549	1174	401	8128	99.1	-5.1
Dall.	3107	6805	.457	525	1515	.347	1402	1849	.758	922	2592	3514	1659	1652	7	563	1195	337	8141	99.3	+2.7
Wash.	3083	6664	.463	528	1466	.360	1590	2088	.761	935	2530	3465	1772	1684	6	569	1115	415	8204	101.0	-4.8
N.J.	3172	6593	.481	468	1278	.366	1511	2021	.748	925	2683	3608	1960	1647	8	638	1149	421	8323	101.5	-9.1
Phil.	3105	6573	.472	606	1542	.393	1518	1983	.766	888	2470	3358	1810	1534	4	621	1189	332	8334	101.6	-3.9
LA-C	3193	6792	.470	529	1457	.363	1455	1910	.762	879	2490	3369	1926	1588	8	686	1059	363	8370	102.1	-6.4
Den.	3088	6766	.456	523	1498	.349	1695	2207	.768	955	2513	3468	1723	1943	9	578	1235	438	8394	102.4	+4.1
N.O.	3250	6730	.483	539	1517	.355	1383	1841	.751	870	2586	3456	1925	1597	10	574	1177	367	8422	102.7	-2.5
Hou.	3236	6810	.475	489	1344	.364	1464	1917	.764	875	2632	3507	1716	1840	21	597	1207	532	8425	102.7	-0.4
Ind.	3113	6875	.453	510	1405	.363	1774	2346	.756	969	2852	3821	1694	1709	11	654	1227	414	8510	103.8	-3.0
Mem.	3277	6849	.478	572	1618	.354	1402	1858	.755	907	2349	3256	1875	1840	19	635	1165	501	8528	104.0	-1.5
Sac.	3199	6828	.469	497	1391	.357	1663	2149	.774	909	2538	3447	1683	1650	12	586	1120	468	8558	104.4	-4.4
Phoe.	3235	7165	.452	561	1582	.355	1606	2114	.760	1081	2391	3472	1704	1789	11	646	1065	365	8637	105.3	+4.9
Tor.	3194	6824	.468	609	1665	.366	1683	2146	.784	933	2453	3386	1889	1730	12	580	1040	360	8680	105.9	-1.8
N.Y.	3352	6902	.486	553	1571	.352	1429	1896	.754	959	2724	3683	1723	1576	13	585	1182	368	8686	105.9	-3.8
Minn.	3343	6961	.480	618	1690	.366	1534	1981	.774	917	2640	3557	2103	1686	10	721	1173	442	8838	107.8	-9.6
G.S.	3409	7033	.485	567	1514	.375	1832	2390	.767	1100	2842	3942	1979	1757	9	645	1442	407	9217	112.4	-3.6
AVG.'S	3091	6700	.461	527	1487	.355	1527	2013	.759	899	2523	3421	1742	1710	11	592	1166	398	8237	100.4	---
---	92730			446																	

OFFENSIVE/DEFENSIVE STATISTICS (PER GAME)

TEAMS' STATISTICS (PER GAME)

FIELD GOALS				3-PT. F.G.'S			FREE THROWS			REBOUNDS			MISCELLANEOUS							
TEAM	G	MADE	ATT	PCT	MADE	ATT	PCT	MADE	ATT	PCT	OFF	DEF	TOT	AST	PF	DQ	STL	TO	BLK	PTS
Acl.	82	38.79	82.94	.468	6.39	17.74	.360	17.71	23.34	.759	11.82	29.89	41.71	21.82	19.90	0.07	7.22	11.95	5.04	101.7
Bos.	82	37.06	76.76	.483	6.09	17.48	.348	19.01	25.49	.746	8.73	29.87	38.60	23.54	22.15	0.12	8.55	14.87	4.90	99.2
Cha.	82	34.85	76.90	.453	5.61	16.23	.346	19.96	26.59	.751	10.46	30.37	40.83	20.22	19.48	0.11	7.71	15.73	5.44	95.3
Chi.	82	37.57	83.23	.451	4.29	13.00	.330	18.04	23.93	.754	11.43	33.12	44.55	20.78	20.10	0.24	6.48	14.33	5.83	97.5
Clev.	82	37.82	77.94	.485	7.34	19.29	.381	19.13	26.59	.720	9.65	32.83	42.48	22.38	19.40	0.07	6.88	13.87	5.18	102.1
Dall.	82	38.29	82.44	.464	6.80	18.27	.372	18.61	22.80	.816	10.17	31.54	41.71	23.38	19.06	0.11	7.61	12.91	5.48	102.0
Den.	82	38.10	81.44	.468	6.63	18.50	.359	23.62	30.59	.772	10.84	30.55	41.39	20.96	22.49	0.18	8.33	13.85	5.09	106.5
Det.	82	35.85	80.51	.445	4.56	14.51	.314	17.74	24.37	.728	12.84	27.34	40.18	19.40	22.22	0.15	7.27	13.41	3.82	94.0
G.S.	82	40.60	86.51	.469	7.72	20.57	.375	19.89	25.43	.782	9.18	29.23	38.41	22.43	23.00	0.26	9.28	14.68	4.15	108.8
Hou.	82	37.73	84.43	.447	7.88	22.41	.351	19.04	24.66	.772	11.84	30.13	41.98	21.83	20.88	0.09	7.11	14.49	3.88	102.4
Ind.	82	36.83	83.21	.443	8.04	23.12	.348	19.07	24.62	.775	9.57	31.93	41.50	21.10	22.54	0.20	7.13	15.02	5.35	100.8
LA-C	82	36.61	80.50	.455	5.89	17.77	.332	16.61	22.77	.730	11.30	30.51	41.82	22.07	19.28	0.07	6.49	15.67	5.68	95.7
LA-L	82	38.34	83.84	.457	6.49	19.05	.341	18.52	24.21	.765	11.87	32.46	44.33	21.10	19.41	0.06	7.46	13.37	4.88	101.7
Mem.	82	39.30	83.84	.469	4.20	12.44	.337	19.68	26.85	.733	13.05	30.44	43.49	18.82	20.18	0.16	7.87	15.22	4.87	102.5
Miami	82	36.39	79.49	.458	6.02	17.39	.346	17.71	23.55	.752	10.67	31.13	41.80	18.88	20.85	0.09	7.38	13.16	5.57	96.5
Milw.	82	37.20	85.34	.436	7.87	22.11	.356	15.41	20.43	.755	11.77	31.22	42.99	21.22	22.23	0.13	7.07	13.23	4.70	97.7
Minn.	82	37.88	84.43	.449	4.91	14.40	.341	17.51	23.49	.746	11.73	31.17	42.90	19.83	20.72	0.15	7.28	16.26	3.73	98.2
N.J.	82	34.30	79.93	.429	4.60	14.45	.318	19.17	24.57	.780	10.94	28.76	39.70	18.78	20.04	0.04	6.99	14.41	4.79	92.4
N.O.	82	38.76	83.44	.464	6.96	19.17	.363	15.77	20.26	.778	10.39	29.88	40.27	22.29	19.59	0.07	7.62	13.45	3.66	100.2
N.Y.	82	38.13	83.85	.455	9.06	26.16	.346	16.78	21.45	.782	10.20	30.21	40.40	21.61	19.98	0.11	7.15	14.00	3.72	102.1
OKC.	82	37.35	80.84	.462	5.10	14.99	.340	21.68	26.95	.805	11.71	31.79	43.50	19.99	21.26	0.21	7.98	14.96	5.87	101.5
Orl.	82	36.65	77.98	.470	10.26	27.33	.375	19.21	26.54	.724	9.88	33.37	43.24	19.70	19.87	0.09	6.24	14.09	5.56	102.8
Phil.	82	37.65	81.78	.460	5.78	16.84	.343	16.66	22.05	.756	11.48	29.52	41.00	21.01	20.45	0.12	8.13	14.54	5.35	97.7
Phoe.	82	40.72	82.78	.492	8.90	21.59	.412	19.89	25.82	.770	11.10	31.90	43.00	23.32	20.89	0.12	5.84	14.76	5.10	110.2
Port.	82	36.27	78.70	.461	5.99	16.93	.354	19.59	24.79	.790	11.13	29.06	40.20	20.41	20.91	0.12	6.38	12.34	4.27	98.1
Sac.	82	38.34	84.09	.456	5.89	16.87	.349	17.44	24.01	.726	11.91	30.71	42.62	20.48	22.28	0.17	6.88	14.95	4.46	100.0
S.A.	82	38.41	81.21	.473	6.76	18.87	.358	17.78	24.01	.740	10.82	31.96	42.78	22.30	20.35	0.13	6.29	13.61	4.65	101.4
Tor.	82	39.01	80.87	.482	6.32	17.04	.371	19.73	25.83	.764	9.83	30.57	40.40	22.00	22.18	0.13	5.72	13.41	4.68	104.1
Utah	82	39.35	80.18	.491	5.35	14.72	.364	20.17	27.23	.741	10.63	31.56	42.20	26.67	22.67	0.21	8.23	15.20	4.88	104.2
Wash.	82	36.68	81.71	.449	5.27	14.94	.353	17.61	23.11	.762	11.78	29.98	41.76	18.99	21.37	0.16	6.01	14.87	5.13	96.2

OPPONENTS' STATISTICS (PER GAME)

FIELD GOALS				3-PT. F.G.'S			FREE THROWS			REBOUNDS			MISCELLANEOUS							
TEAM	G	MADE	ATT	PCT	MADE	ATT	PCT	MADE	ATT	PCT	OFF	DEF	TOT	AST	PF	DQ	STL	TO	BLK	PTS
Acl.	82	37.17	80.77	.460	5.85	16.98	.345	16.83	22.59	.745	11.24	30.13	41.38	20.96	19.29	0.09	6.17	13.84	4.38	97.0
Bos.	82	35.12	77.93	.451	5.73	16.77	.342	19.59	26.24	.746	10.59	29.49	40.07	19.33	21.67	0.11	7.05	15.65	4.71	95.6
Cha.	82	35.67	79.71	.448	6.99	20.68	.338	15.49	20.85	.743	10.59	29.05	39.63	20.32	22.00	0.13	7.49	15.32	6.12	93.8
Chi.	82	37.11	83.96	.442	7.12	20.49	.348	17.77	23.88	.744	11.17	31.57	42.74	20.91	20.04	0.09	7.05	13.29	5.34	99.1
Clev.	82	35.79	80.89	.442	6.39	18.43	.347	17.61	23.26	.757	9.68	28.85	38.54	20.26	20.83	0.12	6.61	12.74	3.96	95.6
Dall.	82	37.89	82.99	.457	6.40	18.48	.347	17.10	22.55	.758	11.24	31.61	42.85	20.23	20.15	0.09	6.87	14.57	4.11	99.3
Den.	82	37.66	82.51	.456	6.38	18.27	.349	20.67	26.91	.768	11.65	30.65	42.29	21.01	23.70	0.11	7.05	15.06	5.34	102.4
Det.	82	36.16	75.27	.480	6.93	18.46	.375	19.88	25.90	.767	9.93	29.51	39.44	23.15	20.76	0.13	6.70	14.32	4.89	99.1
G.S.	82	41.57	85.77	.485	6.91	18.46	.375	22.34	29.15	.767	13.41	34.66	48.07	24.13	21.43	0.11	7.87	17.59	4.96	112.4
Hou.	82	39.46	83.05	.475	5.96	16.39	.364	17.85	23.38	.764	10.67	32.10	42.77	20.93	22.44	0.26	7.28	14.72	6.49	102.7
Ind.	82	37.96	83.84	.453	6.22	17.13	.363	21.63	28.61	.756	11.82	34.78	46.60	20.66	20.84	0.13	7.98	14.96	5.05	103.8
LA-C	82	38.94	82.83	.470	6.45	17.77	.363	17.74	23.29	.762	10.72	30.37	41.09	23.49	19.37	0.10	8.37	12.91	4.43	102.1
LA-L	82	37.20	83.41	.446	6.34	19.33	.328	16.24	21.66	.750	11.15	31.05	42.20	21.85	21.18	0.15	6.99	14.13	4.43	97.0
Mem.	82	39.96	83.52	.478	6.98	19.73	.354	17.10	22.66	.755	11.06	28.65	39.71	22.87	22.44	0.23	7.74	14.21	6.11	104.0
Miami	82	34.30	78.15	.439	6.39	18.67	.342	19.23	25.50	.754	10.44	30.28	40.72	18.84	19.99	0.11	6.30	14.44	4.33	94.2
Milw.	82	35.00	77.57	.451	5.34	15.56	.343	20.63	26.96	.765	9.63	33.21	42.84	19.28	20.29	0.13	6.99	15.29	5.13	96.0
Minn.	82	40.77	84.89	.480	7.54	20.61	.366	18.71	24.16	.774	11.28	32.20	43.38	25.65	20.56	0.12	8.79	14.30	5.39	107.8
N.J.	82	38.68	80.40	.481	5.71	15.59	.366	18.43	24.65	.748	11.28	32.72	44.00	23.90	20.09	0.10	7.78	14.01	5.13	101.5
N.O.	82	39.63	82.07	.483	6.57	18.50	.355	16.87	22.45	.751	10.61	31.54	42.15	23.48	19.48	0.12	7.00	14.35	4.48	102.7
N.Y.	82	40.88	84.17	.486	6.74	19.16	.352	17.43	23.12	.754	11.70	33.22	44.91	21.01	19.22	0.16	7.13	14.41	4.49	105.9
OKC.	82	36.67	81.93	.448	5.87	17.24	.340	18.79	24.61	.764	11.43	29.23	40.66	19.73	21.40	0.16	7.51	15.10	4.68	98.0
Orl.	82	36.04	82.18	.438	6.37	17.52	.363	16.83	22.32	.754	9.76	30.26	40.01	18.90	22.18	0.13	6.72	12.80	3.51	95.3
Phil.	82	37.87	80.16	.472	7.39	18.80	.393	18.51	24.18	.766	10.83	30.12	40.95	22.07	18.71	0.05	7.57	14.50	4.05	101.6
Phoe.	82	39.45	87.38	.452	6.84	19.29	.355	19.59	25.78	.760	13.18	29.16	42.34	20.78	21.82	0.13	7.88	12.99	4.45	105.3
Port.	82	35.98	77.46	.464	5.85	17.06	.343	17.00	22.80	.745	9.77	28.32	38.09	19.30	21.55	0.26	5.91	13.46	4.06	94.8
Sac.	82	39.01	83.27	.469	6.06	16.96	.357	20.28	26.21	.774	11.09	30.95	42.04	20.52	20.12	0.15	7.15	13.66	5.71	104.4
S.A.	82	36.89	81.60	.452	5.02	14.63	.343	17.48	23.12	.756	9.93	29.60	39.52	19.22	20.39	0.10	6.91	12.59	5.09	96.3
Tor.	82	38.95	83.22	.468	7.43	20.30	.366	20.52	26.17	.784	11.38	29.91	41.29	23.04	21.10	0.15	7.07	12.68	4.39	105.9
Utah	82	35.46	78.91	.449	6.73	19.01	.354	21.23	27.88	.762	10.21	28.98	39.18	19.85	22.17	0.16	7.71	15.10	5.43	98.9

TEAM RANKINGS/MISCELLANEOUS STATISTICS

TEAMS' STATISTICS, RANK WITHIN LEAGUE

	ATL	BOS	CHA	CHI	CLE	DAL	DEN	DET	GS	HOU	IND	LAC	LAL	MEM	MIA	MIL	MIN	NJ	NO	NY	OKC	ORL	PHI	PHO	POR	SAC	SA	TOR	UTA	WAS
Points/game	13	19	28	24	9t	11	3	29	2	8	16	27	12	7	25	23	20	30	17	9t	14	6	22	1	21	18	15	5	4	26
FG pct.	11	4	22	23	3	12	10	27	8	26	28	20	18	9	17	29	25	30	13	21	14	7	16	1	15	19	6	5	2	24
FT pct.	15	21	20	18	30	1	9	27	5	10	8	26	12	25	19	17	22	6	7	4	2	29	16	11	3	28	24	13	23	14
3-pt FG pct.	9	17	21	28	2	5	10	30	4	15	18	27	24	26	19	12	23	29	8	20	25	3	22	1	13	16	11	6	7	14
Off. Reb./gm	6	30	21	12	27	24	17	2	29	5	28	13	4	1	19	8	9	16	22	23	10	25	11	15	14	3	18	26	20	7
Def. Reb./gm	23	25	19	2	3	10	16	30	27	21	6	17	4	18	13	11	12	29	24	20	8	1	26	7	28	14	5	15	9	22
Rebounds/game	17t	29	22	1	11	17t	20	27	30	13	19	14	2	4	15	7	8	28	25	23t	3	5	21	6	26	10	9	23t	12	16
Assists/game	12	2	22	19	6	3	18	26	5	11	15t	9	15t	29	28	14	24	30	8	13	23	25	17	4	21	20	7	10	1	27
Steals/game	15	2	8	24	21t	10	3	14	1	18	17	23	11	7	12	19	13	20	9	16	6	27	5	29	25	21t	26	30	4	28
Turnovers/gm	1	21t	29	15	12	3	11	7t	19	17	25	28	6	27	4	5	30	16	9	13	24	14	18	20	2	23	10	7t	26	21t
Blocks/gm	14	15	7	2	10	6	13	27	25	26	8t	3	16t	18	4	20	28	19	30	29	1	5	8t	12	24	23	22	21	16t	11
Pers. Fouls/gm	8	22	5	11	3	1	27	24	30	17	28t	2	4	12	16	25	15	10	6	9	20	7	14	18	19	26	13	23	29	21
DQ/game	3t	13t	10t	29	3t	10t	25	20t	30	7t	26	3t	2	22t	7t	17t	20t	1	3t	10t	27t	7t	13t	13t	13t	24	17t	27t	22t	

OPPONENTS' STATISTICS, RANK WITHIN LEAGUE

	ATL	BOS	CHA	CHI	CLE	DAL	DEN	DET	GS	HOU	IND	LAC	LAL	MEM	MIA	MIL	MIN	NJ	NO	NY	OKC	ORL	PHI	PHO	POR	SAC	SA	TOR	UTA	WAS
Points/game	10	5	1	13	6	15	20	14	30	22	23	19	9	24	2	7	29	17	21	28	11	4	18	26	3	25	8	27	12	16
FG pct.	16	9	6	3	4	15	14	26	29	23	13	21	5	24	2	10	25	27	28	30	7	1	22	11	18	20	12	19	8	17
FT pct.	3	5	1	2	15	16	27	26	25	22	14	20	7	12	11	23	29	6	8	9	21	10	24	17	4	28	13	30	19	18
3-pt FG pct.	9	4	2	12	11	10	13	29	28	24	21	22	1	15	5	7	25	27	18	14	3	23	30	17	6	19	8	26	16	20
Off. Reb./gm	20t	9t	9t	18	2	20t	26	5t	30	12	28	13	17	15	8	1	19	22	11	27	25	3	14	29	4	16	5t	23	7	24
Def. Reb./gm	13	8	5	22	3	23	17	9	29	24	30	16	20	2	15	27	25	26	21	28	7	14	12	6	1	19	10	11	4	18
Rebounds/game	15	9	6	22	2	25	20	4	30	23	29	13	18	7	11	24	26	27	17	28	10	8	12	21	1	16	5	14	3	19
Assists/game	17	6	11	15	10	9	18t	25	29	16	13	27	21	23	1	4	30	28	26	18t	7	2	22	14	5	12	3	24	8	20
Steals/game	2	13t	20	13t	4	7	13t	5	26	19	28	29	10t	24	3	10t	30	25	12	17	21	6	22	27	1	18	8	16	23	9
Turnovers/gm	20	2	3	24	28	10	7	15	1	9	8	26	18	17	12	4	16	19	14	13	5t	27	11	25	23	21	30	29	5t	22
Blocks/gm	7	15	29	23t	2	5	23t	16	17	30	18	9t	28	6	21t	25	21t	12	13	14	1	3	11	4	4	27	20	8	26	19
Pers. Fouls/gm	28	8	6	24	15	21	1	16	10	2t	14	27	12	2t	25	20	17	23	26	29	11	4	30	7	9	22	19	13	5	18
DQ/game	26t	19t	10t	26t	16t	26t	19t	10t	19t	1t	10t	23t	7t	3	19t	10t	16t	23t	16t	4t	4t	10t	30	10t	1t	7t	23t	7t	4t	29

COMBINATION TEAM/OPPONENT STATISTICS, RANK WITHIN LEAGUE

Pts/game/diff.	7	9	15	18	2	12	8	27	22	16	21	28	6	17	13	14	30	29	20	23	10	1	24	5	11	25	4	19	3	26
Off. Reb. Pct.	5	28	17	16	22	26	19	2	30	12	29	11	7	1	20	18	15	21	23	27	3	25	9	10	4	6	14	24	13	8
Def. Reb. Pct.	24	13	10	8	2	15	26	19	30	12	22	11	9	20	6	3	16	28	14	27	17	1	21	29	7	18	4	23	5	25
Total Reb. Pct.	15	27	18	11	7	24	22	2	30	16	29	13	9	1	14	5	19	26	21	28	8	10	17	23	4	12	3	25	6	20

TEAM	POINTS PER GAME		FIELD GOAL PERCENTAGE		TURNOVERS PER GAME		REBOUND PERCENTAGES			BELOW 100 PTS.		OVERTIME GAMES		DECIDED 3 PTS. OR LESS		DECIDED 10 PTS. OR MORE	
	OWN	OPP.	OWN	OPP.	OWN	OPP.	OFF.	DEF.	TOT.	OWN	OPP.	W	L	W	L	W	L
Atlanta	101.7	97.0	.468	.460	12.0*	13.8	.282	.727	.504	34	52	4	3	4	6	31	9
Boston	99.2	95.6	.483	.451	14.9	15.6	.228	.738	.483	46	50	3	1	8	6	23	10
Charlotte	95.3	93.8*	.453	.448	15.7	15.3	.265	.742	.503	53	61	4	3	9	7	21	11
Chicago	97.5	99.1	.451	.442	14.3	13.3	.266	.748	.507	52	44	5	2	7	5	15	21
Cleveland	102.1	95.6	.485	.442	13.9	12.7	.251	.772	.511	32	57	2	2	7	8	32	5
Dallas	102.0	99.3	.464	.457	12.9	14.6	.243	.737	.490	40	42	5	3	9	2	21	14
Denver	106.5	102.4	.468	.456	13.9	15.1	.261	.724	.493	30	33	4	0	9	4	29	13
Detroit	94.0	99.1	.445	.480	13.4	14.3	.303	.734	.518	60	47	3	1	4	1	7	29
Golden State	108.8	112.4	.469	.485	14.7	17.6*	.209	.685	.447	20	9	0	2	2	8	14	28
Houston	102.4	102.7	.447	.475	14.5	14.7	.269	.738	.504	31	37	4	3	5	5	17	15
Indiana	100.8	103.8	.443	.453	15.0	15.0	.216	.730	.473	40	29	0	1	3	5	20	28
L.A. Clippers	95.7	102.1	.455	.470	15.7	12.9	.271	.740	.506	56	36	1	0	5	3	12	35
L.A. Lakers	101.7	97.0	.457	.446	13.4	14.1	.276	.744	.510	37	51	4	1	11	7	27	13
Memphis	102.5	104.0	.469	.478	15.2	14.2	.313*	.733	.523*	34	29	3	5	6	4	17	26
Miami	96.5	94.2	.458	.439	13.2	14.4	.261	.749	.505	50	53	4	2	7	3	27	18
Milwaukee	97.7	96.0	.436	.451	13.2	15.3	.262	.764	.513	53	48	4	6	7	12	19	17
Minnesota	98.2	107.8	.449	.480	16.3	14.3	.267	.736	.502	46	25	1	1	3	9	4	39
New Jersey	92.4	101.5	.429	.481	14.4	14.0	.251	.718	.484	64	38	1	1	1	7	5	44
New Orleans	100.2	102.7	.464	.483	13.5	14.4	.248	.738	.493	43	35	3	3	6	3	5	24
New York	102.1	105.9	.455	.486	14.0	14.4	.235	.721	.478	40	26	2	5	4	6	10	28
Oklahoma City	101.5	98.0	.462	.448	15.0	15.1	.286	.736	.511	39	44	1	4	7	11	25	9
Orlando	102.8	95.3	.470	.438*	14.1	12.8	.246	.774*	.510	35	57	2	0	3	4	39	6
Philadelphia	97.7	101.6	.460	.472	14.5	14.5	.276	.732	.504	48	38	2	3	6	8	15	26
Phoenix	110.2*	105.3	.492*	.452	14.8	13.0	.276	.708	.492	12	20	1	1	5	4	31	10
Portland	98.1	94.8	.461	.464	12.3	13.5	.282	.748	.515	45	58	1	5	6	3	24	13
Sacramento	100.0	104.4	.456	.469	15.0	13.7	.278	.735	.506	36	29	2	4	6	7	10	27
San Antonio	101.4	96.3	.473	.452	13.6	12.6	.268	.763	.515</								

NBA ATTENDANCE

TEAM	HOME ATTENDANCE			ROAD ATTENDANCE		
	G	ATT	AVG	G	ATT	AVG
Atlanta Hawks	41	678,375	16,546	41	700,983	17,097
Boston Celtics	41	763,584	18,624	41	744,318	18,154
Charlotte Bobcats	41	648,790	15,824	41	685,158	16,711
Chicago Bulls	41	849,760	20,726	41	727,138	17,735
Cleveland Cavaliers	41	843,042	20,562	41	787,239	19,201
Dallas Mavericks	41	819,770	19,994	41	702,302	17,129
Denver Nuggets	41	737,812	17,995	41	715,286	17,446
Detroit Pistons	41	768,826	18,752	41	701,290	17,105
Golden State Warriors	41	739,120	18,027	41	674,196	16,444
Houston Rockets	41	677,658	16,528	41	681,285	16,617
Indiana Pacers	41	582,295	14,202	41	695,164	16,955
Los Angeles Clippers	41	670,063	16,343	41	665,261	16,226
Los Angeles Lakers	41	778,877	18,997	41	789,955	19,267
Memphis Grizzlies	41	552,914	13,486	41	684,350	16,691
Miami Heat	41	726,935	17,730	41	739,679	18,041
Milwaukee Bucks	41	619,453	15,109	41	689,746	16,823
Minnesota Timberwolves	41	619,170	15,102	41	660,630	16,113
New Jersey Nets	41	537,230	13,103	41	674,292	16,446
New Orleans Hornets	41	620,366	15,131	41	703,920	17,169
New York Knickerbockers	41	799,640	19,503	41	709,937	17,316
Oklahoma City Thunder	41	738,149	18,004	41	691,951	16,877
Orlando Magic	41	715,901	17,461	41	731,392	17,839
Philadelphia 76ers	41	583,219	14,225	41	692,450	16,889
Phoenix Suns	41	723,582	17,648	41	712,438	17,377
Portland Trail Blazers	41	840,411	20,498	41	678,389	16,546
Sacramento Kings	41	543,416	13,254	41	695,915	16,974
San Antonio Spurs	41	741,676	18,090	41	726,002	17,707
Toronto Raptors	41	733,784	17,897	41	675,133	16,467
Utah Jazz	41	794,512	19,378	41	700,928	17,096
Washington Wizards	41	664,398	16,205	41	676,001	16,488
TOTALS	1230	21,112,728	17,165	1230	21,112,728	17,165



2009-10 OKLAHOMA CITY THUNDER STATISTICS

REGULAR SEASON STATISTICS

Through April 14 (50-32)

OKLAHOMA CITY THUNDER

2009-2010 REGULAR SEASON STATISTICS

PLAYER	G			-FIELD GOALS-			-3-POINT FG--			-FREE THROWS-			--REBOUNDS--					AVG					
	GS	MIN	PTS	FG	FGA	PCT	FG	FGA	PCT	FT	FTA	PCT	OFF	DEF	TOT	AST	PF		DQ	STL	TO	BLK	PTS
Durant	82	82	3239	794	1668	.476	128	351	.365	756	840	.900	105	518	623	231	171	1	112	271	84	2472	30.1
Westbrook	82	82	2813	485	1160	.418	23	104	.221	329	422	.780	143	258	401	652	204	2	108	268	34	1322	16.1
Green	82	82	3043	485	1070	.453	104	312	.333	165	223	.740	112	378	490	134	221	3	104	135	72	1239	15.1
Harden	76	0	1738	233	578	.403	93	248	.375	194	240	.808	47	197	244	137	200	1	80	106	20	753	9.9
Krstic	76	76	1741	281	560	.502	1	5	.200	76	106	.717	134	249	383	52	177	2	32	58	45	639	8.4
Ibaka	73	0	1323	201	370	.543	1	2	.500	58	92	.630	138	259	397	10	194	3	25	68	97	461	6.3
Sefolosha	82	82	2348	194	441	.440	41	131	.313	60	89	.674	76	311	387	145	154	1	97	90	46	489	6.0
Collison	75	5	1557	182	309	.589	1	4	.250	74	107	.692	152	232	384	38	230	4	37	63	48	439	5.9
White	12	0	102	25	41	.610	0	0	---	9	10	.900	10	13	23	4	12	0	5	3	3	59	4.9
Maynor (TOT)	81	2	1270	154	368	.418	22	71	.310	52	72	.722	21	108	129	266	115	0	40	85	10	382	4.7
Maynor (OKC)	55	0	906	102	235	.434	17	47	.362	27	39	.692	11	80	91	185	82	0	27	57	8	248	4.5
Bowen	1	0	8	1	1	1.000	0	0	---	2	2	1.000	1	1	2	0	2	0	1	0	0	4	4.0
Wilks	4	0	59	6	12	.500	2	3	.667	2	4	.500	1	3	4	4	5	0	0	4	0	16	4.0
Thomas	23	1	321	31	68	.456	0	0	---	13	22	.591	18	46	64	1	39	0	4	18	16	75	3.3
Weaver	12	0	144	12	33	.364	7	19	.368	5	6	.833	1	17	18	11	13	0	6	4	6	36	3.0
Anderson	1	0	15	1	3	.333	0	0	---	0	0	---	1	0	1	0	1	0	0	1	0	2	2.0
Ollie	25	0	263	18	45	.400	0	1	.000	8	8	1.000	3	22	25	20	16	0	9	6	0	44	1.8
Mullens	13	0	54	7	19	.368	0	0	---	0	0	---	3	7	10	1	13	0	2	4	0	14	1.1
Livingston	10	0	130	5	16	.313	0	2	.000	0	0	---	4	16	20	14	9	0	5	8	2	10	1.0
THUNDER	82	-	19805	3063	6629	.462	418	1229	.340	1778	2210	.905	960	2607	3567	1639	1743	17	654	1227	481	8322	101.5
OPPONENTS	82	-	19805	3007	6718	.448	481	1414	.340	1541	2018	.764	937	2397	3334	1618	1755	13	616	1238	384	8036	98.0

PLAYER	-- SINGLE-GAME HIGHS --											AVERAGE PER GAME											--CAREER HIGHS (C-SET, T-TIED THIS SEASON)--										
	MIN	REB	AST	ST	TO	BL	PTS	MIN	REB	AST	STL	TO	BLK	PTS	FG	FGA	FT	FTA	REB	AST	PTS	MIN	REB	AST	PTS								
Durant	47	14	8	5	8	4	45	39.5	7.6	2.8	1.37	3.3	1.02	30.1	18	31C	24	26	15	9	47												
Westbrook	50	10	16	8	9	3	33	34.3	4.9	8.0	1.32	3.3	0.41	16.1	14C	32	20	22	12	16C	34												
Green	47	14	5	4	6	3	27	37.1	6.0	1.6	1.27	1.6	0.88	15.1	14	25	11	14	15	6	35												
Harden	33	9	8	4	4	2	26	22.9	3.2	1.8	1.05	1.4	0.26	9.9	8C	15C	13C	14C	9C	8C	26C												
Krstic	38	11	4	3	3	4	20	22.9	5.0	0.7	0.42	0.8	0.59	8.4	13	21	13	17	15	5	29												
Ibaka	32	14	2	2	4	5	15	18.1	5.4	0.1	0.34	0.9	1.33	6.3	7C	15C	7C	10C	14C	2C	15C												
Sefolosha	43	13	6	4	4	4	16	28.6	4.7	1.8	1.18	1.1	0.56	6.0	9	21	8	8	13T	7	22												
Collison	33	12	2	2	3	3	18	20.8	5.1	0.5	0.49	0.8	0.64	5.9	12	19	9	10	21	5	29												
White	15	5	1	2	1	2	12	8.5	1.9	0.3	0.42	0.3	0.25	4.9	7	12	3	4	11	2	15												
Maynor (TOT)	41	7	11	3	5	1	24	15.7	1.6	3.3	0.49	1.0	0.12	4.7	9C	16C	6C	7C	7C	11C	24C												
Maynor (OKC)	33	6	11	3	5	1	15	16.5	1.7	3.4	0.49	1.0	0.15	4.5																			
Bowen	8	2	0	1	0	0	4	8.0	2.0	0.0	1.00	0.0	0.00	4.0	7	12	6	7	12	4	18												
Wilks	21	3	2	0	3	0	7	14.8	1.0	1.0	0.00	1.0	0.00	4.0	10	14	7	8	8	11	22												
Thomas	35	11	1	1	3	3	9	14.0	2.8	0.0	0.17	0.8	0.70	3.3	9	14	9	14	16	4	23												
Weaver	28	4	4	3	2	3	12	12.0	1.5	0.9	0.50	0.3	0.50	3.0	7	13	6	6	9	7	19												
Anderson	15	1	0	0	1	0	2	15.0	1.0	0.0	0.00	1.0	0.00	2.0	1C	3C	0C	0C	1C	0C	2C												
Ollie	26	5	4	3	2	0	11	10.5	1.0	0.8	0.36	0.2	0.00	1.8	9	13	11	12	10	12	19												
Mullens	7	3	1	1	2	0	4	4.2	0.8	0.1	0.15	0.3	0.00	1.1	2C	5C	0C	0C	3C	1C	4C												
Livingston	22	7	3	2	2	2	4	13.0	2.0	1.4	0.50	0.8	0.20	1.0	10	17	8	9	9	14	25												
THUNDER	265	57	30	17	26	16	139	241.5	43.5	20.0	7.98	15.0	5.87	101.5	67	131	52	67	83	52	154												
OPPONENTS	265	54	30	16	26	12	140	241.5	40.7	19.7	7.51	15.1	4.68	98.0	64	131	51	65	89	45	168												

STATISTICAL BREAKDOWN

2010 OKLAHOMA CITY THUNDER POSTSEASON GUIDE
thunder.nba.com



OKLAHOMA CITY THUNDER / MISCELLANEOUS STATISTICS

----	RECORD	HOME	ROAD	OT	
OVERALL	50-32	27-14	23-18	1- 4	Head Coach: Scott Brooks
Atlantic	9- 1	4- 1	5- 0	1- 0	Overall: 2 Years 72 Won 79 Lost .477 Pct.
Central	5- 5	3- 2	2- 3	0- 1	W/Club : 2 Years 72 Won 79 Lost .477 Pct.
Southeast	8- 2	5- 0	3- 2		
EASTERN	22- 8	12- 3	10- 5	1- 1	
Southwest	8-10	4- 5	4- 5	0- 1	
Northwest	9- 7	5- 3	4- 4	0- 1	
Pacific	11- 7	6- 3	5- 4	0- 1	
WESTERN	28-24	15-11	13-13	0- 3	

TEAM WINNING & LOSING STREAKS:

----	OVERALL	HOME	ROAD
----	Win - 1	Win - 2	Loss- 3
Long:Win	- 9	Win - 6	Win - 5
----	Loss- 3	Loss- 2	Loss- 3
Last:Win	-04/14 vsMEM 114-105	Win -04/14 vsMEM 114-105	Win -04/03 @ DAL 121-116
----	Loss-04/12 @ POR 95-103	Loss-04/07 vsDEN 94-98	Loss-04/12 @ POR 95-103

----	WON LOST	OFFENSE	VsOPP	HOME ATTENDANCE
Oct.	2 0			
Nov.	7 8	100+ 37- 6	If Opp W/L to date:	41 Games
Dec.	9 6	100< 13-26	.500+ 24-25	738,149 Total
Jan.	8 7	Defense	.500- 25- 7	18,004 Average
Feb.	9 2	100+ 16-22		18,334 High
Mar.	11 5	100< 34-10		28 Sellouts
Apr.	4 4			

After 82 games last season: W 23 L 59

MARGINS	1	2	3	4	5	6	7	8	9	10	11	12	13	14	15	16	17	18	19	20	21	22	23
Won By:	1	3	3	3	3	3	2	5	2	1	2	2	4		1	3	3	5	1	1			
Lost By:	4	2	5	1	3	1		4	3	1	1		1	2		1		1	1				
----	24	25	26	27	28	29	30	31	32	33	34	35	36	37	38	39	40	41	42	43	44	45	46+
Won By:			1		1																		
Lost By:									1														

At Start Of:	OVERALL	HOME	ROAD	FG%	OVERALL	HOME	ROAD
2nd- Ahead:	32-12	19- 5	13- 7	-44%	9-23	3- 9	6-14
-Behind:	13-18	7- 7	6-11	45-49%	20- 8	7- 5	13- 3
- Tied:	5- 2	1- 2	4- 0	50-54%	17- 1	14- 0	3- 1
3rd- Ahead:	39-14	24- 6	15- 8	55-59%	3- 0	2- 0	1- 0
-Behind:	9-18	2- 8	7-10	+60%	1- 0	1- 0	0- 0
- Tied:	2- 0	1- 0	1- 0				
4th- Ahead:	44- 9	27- 6	17- 3				
-Behind:	3-23	0- 8	3-15				
- Tied:	3- 0	0- 0	3- 0				



GAME-BY-GAME RESULTS

OKLAHOMA CITY THUNDER

Date	Opponent	Team/Opp	Home	Road	Total	High Scoring	High Rebounds	High Assists	Opponent Scoring	Atten.
Oct 28	SACRAMENTO	W102- 89	1-0	0-0	1-0	Durant-25	Durant-11	Westbrook-13	Martin-27	18,203
Oct 30	@Detroit	W 91- 83	1-0	1-0	2-0	Durant-25	Durant-12	Westbrook-10	Gordon-25	22,076
Nov 1	PORTLAND	L 74- 83	1-1	1-0	2-1	Westbrook-23	Green-11	Westbrook-2	Blake-18	16,920

Nov 3	L.A. LAKERS	L 98-101(OT)	1-2	1-0	2-2	Durant-28	Thomas-11	Westbrook-7	Bryant-31	18,203
Nov 6	@Houston	L 94-105	1-2	1-1	2-3	Westbrook-33	Durant-9	Westbrook-7	Landry-21	14,911

Nov 8	ORLANDO	W102- 74	2-2	1-1	3-3	Durant-28	Sefolosa-10	Westbrook-10	Howard-20	18,203
Nov 10	@Sacramento	L 98-101	2-2	1-2	3-4	Durant-37	Krstic-8	Sefolosa-6	Thompson-21	10,523

Nov 11	@L.A. Clipper	W 83- 79	2-2	2-2	4-4	Durant-30	Durant-10	Harden-8	Kaman-20	14,248
Nov 14	@San Antonio	W101- 98	2-2	3-2	5-4	Durant-25	Green-11	Westbrook-11	Duncan-22	17,947
Nov 15	L.A. CLIPPERS	L 93-101	2-3	3-2	5-5	Durant-40	Westbrook-9	Westbrook-7	Kaman-25	17,715
Nov 17	@Miami	W100- 87	2-3	4-2	6-5	Durant-32	Sefolosa-9	Westbrook-7	Wade-22	14,443

Nov 18	@Orlando	L 94-108	2-3	4-3	6-6	Harden-24	Durant-9	Ibaka-9	Ollie-4	17,461

Nov 20	WASHINGTON	W127-108	3-3	4-3	7-6	Durant-35	Green-14	Westbrook-7	Arenas-23	18,203
Nov 22	@L.A. Lakers	L 85-101	3-3	4-4	7-7	Durant-19	Ibaka-13	Westbrook-7	Bryant-26	18,997
Nov 24	@Utah	W104- 94	3-3	5-4	8-7	Durant-28	Green-6	Durant- 8	Boozer-26	17,937

Nov 27	MILWAUKEE	W108- 90	4-3	5-4	9-7	Durant-33	Durant-12	Westbrook-7	Delfino-15	18,203

Nov 29	HOUSTON	L 91-100	4-4	5-4	9-8	Durant-25	Durant-9	Durant-6	Warrick-15	18,203

Dec 2	PHILADELPHIA	W117-106	5-4	5-4	10-8	Durant-33	Collison-7	Westbrook-15	Landry-21	17,332
Dec 4	BOSTON	L 87-105	5-5	5-4	10-9	Durant-36	Harden-5	Westbrook-4	Iguodala-28	18,203

Dec 7	GOLDEN STATE	W104- 88	6-5	5-4	11-9	Durant-28	Sefolosa-5	Durant-5	Garnett-23	18,203
Dec 11	@Memphis	W102- 94	6-5	6-4	12-9	Durant-32	Green-13	Harden-5	Ellis-31	17,334
Dec 13	CLEVELAND	L 89-102	6-6	6-4	12-10	Durant-29	Durant-10	Westbrook-7	Conley-20	13,048
Dec 14	@Denver	L 93-102	6-6	6-5	12-11	Durant-32	Krstic-8	Westbrook-5	James-44	18,203
Dec 16	DALLAS	L 86-100	6-7	6-5	12-12	Westbrook-16	Durant-10	Westbrook-6	Anthony-31	16,022
Dec 18	DETROIT	W109- 98	7-7	6-5	13-12	Durant-27	Green-11	Westbrook-5	Nowitzki-35	18,203
Dec 19	@Houston	L 90- 95	7-7	6-6	13-13	Green-21	Krstic-8	Harden-7	Stuckey-31	17,774

Dec 22	@L.A. Lakers	L108-111	7-7	6-7	13-14	Durant-30	Ibaka-8	Westbrook-8	Ariza-31	15,095
Dec 23	@Phoenix	W117-113	7-7	7-7	14-14	Durant-38	Green-9	Westbrook-7	Bryant-40	18,997
Dec 26	CHARLOTTE	W 98- 91	8-7	7-7	15-14	Durant-30	Krstic-10	Westbrook-6	Stoudemire-35	15,953
Dec 28	@New Jersey	W105- 89	8-7	8-7	16-14	Durant-40	Collison-10	Westbrook-10	Jackson-24	17,961
Dec 29	@Washington	W110- 98	8-7	9-7	17-14	Durant-35	Durant-11	Westbrook-10	Yi-29	15,335
Dec 31	UTAH	W 87- 86	9-7	9-7	18-14	Durant-31	Durant-9	Westbrook-10	Jamison-28	17,152
Jan 2	@Milwaukee	L 97-103(OT)	9-7	9-8	18-15	Durant-31	Durant-9	Westbrook-10	Boozer-17	18,203

Jan 4	@Chicago	W 98- 85	9-7	10-8	19-15	Westbrook-29	Westbrook-9	Westbrook-6	Redd-27	15,264
Jan 6	NEW ORLEANS	L 92- 97	9-8	10-8	19-16	Durant-27	Sefolosa-9	Westbrook-9	Rose-19	18,838

Jan 9	INDIANA	W108-102	10-8	10-8	20-16	Durant-40	Ibaka-7	Westbrook-9	West-19	17,836
Jan 11	NEW YORK	W106- 88	11-8	10-8	21-16	Durant-30	Sefolosa-7	Collison-7		

Jan 13	SAN ANTONIO	L108-109(OT)	11-9	10-8	21-17	Durant-35	Durant-12	Westbrook-6	Granger-25	18,203

Jan 15	@Dallas	L 98- 99	11-9	10-9	21-18	Durant-30	Krstic-8	Westbrook-5	Robinson-19	17,152
Jan 16	MIAMI	W 98- 80	12-9	10-9	22-18	Durant-36	Sefolosa-8	Westbrook-13	Parker-28	17,886

Jan 18	@Atlanta	W 94- 91	12-9	11-9	23-18	Durant-29	Green-10	Westbrook-9	Blair-28	18,203
Jan 20	@Minnesota	W 94- 92	12-9	12-9	24-18	Durant-31	Durant-10	Westbrook-9	Nowitzki-32	20,064
Jan 22	@Memphis	L 84- 86	12-9	12-10	24-19	Durant-30	Durant-8	Maynor-6	Beasley-28	18,203

Jan 23	@Cleveland	L 99-100	12-9	12-11	24-20	Durant-34	Green-8	Westbrook-8	Johnson-23	14,666
Jan 27	CHICAGO	L 86- 96	12-10	12-11	24-21	Durant-28	Durant-10	Westbrook-9	Brewer-25	12,995
Jan 29	DENVER	W101- 84	13-10	12-11	25-21	Durant-30	Durant-11	Westbrook-7	Gay-25	12,940
Jan 31	GOLDEN STATE	W112-104	14-10	12-11	26-21	Durant-45	Ibaka-8	Westbrook-8	Randolph-25	18,203
Feb 2	ATLANTA	W106- 99	15-10	12-11	27-21	Durant-33	Durant-11	Westbrook-9	James-37	20,562
Feb 3	@New Orleans	W103- 89	15-10	13-11	28-21	Durant-30	Durant-11	Westbrook-7	Rose-26	17,562
Feb 6	@Golden State	W104- 95	15-10	14-11	29-21	Durant-29	Collison-10	Westbrook-10	Billups-19	18,203
Feb 9	@Portland	W 89- 77	15-10	15-11	30-21	Durant-33	Collison-10	Westbrook-10	Maggette-26	17,565
Feb 16	DALLAS	W 99- 86	16-10	15-11	31-21	Durant-25	Durant-11	Westbrook-7	Johnson-37	17,360
Feb 20	@New York	W121-118(OT)	16-10	16-11	32-21	Durant-36	Durant-14	Westbrook-8	Thornton-22	12,884
Feb 21	@Minnesota	W109-107	16-10	17-11	33-21	Durant-32	Green-11	Westbrook-10	Maggette-24	17,825

Feb 23	PHOENIX	L102-104	16-11	17-11	33-22	Durant-36	Green-14	Westbrook-14	Miller-22	20,460
Feb 24	@San Antonio	L 87- 95	16-11	17-12	33-23	Durant-21	Durant-14	Westbrook-8	Nowitzki-24	18,203
Feb 26	MINNESOTA	W109- 92	17-11	17-12	34-23	Durant-25	Green-11	Westbrook-10	Lee-30	19,763
Feb 28	TORONTO	W119- 99	18-11	17-12	35-23	Durant-29	Green-14	Westbrook-14	Flynn-19	14,202

Mar 2	SACRAMENTO	W113-107	19-11	17-12	36-23	Durant-39	Durant-8	Westbrook-10	Love-19	18,203
Mar 3	@Denver	L 90-119	19-11	17-13	36-24	Harden-19	Sefolosa-13	Westbrook-7	Stoudemire-30	18,400

Mar 5	@L.A. Clipper	W104- 87	19-11	18-13	37-24	Durant-32	Durant-9	Westbrook-15	Love-19	18,203

Mar 7	@Sacramento	W108-102	19-11	19-13	38-24	Durant-27	Ibaka-10	Westbrook-10	Bargnani-14	18,203
Mar 10	NEW ORLEANS	W 98- 83	20-11	19-13	39-24	Durant-29	Ibaka-13	Westbrook-6	Weems-14	18,203

Mar 10	NEW ORLEANS	W 98- 83	20-11	19-13	39-24	Durant-29	Green-9	Westbrook-9	Evans-27	17,677

Mar 10	NEW ORLEANS	W 98- 83	20-11	19-13	39-24	Durant-29	Green-9	Westbrook-9	Anthony-30	18,822

Mar 10	NEW ORLEANS	W 98- 83	20-11	19-13	39-24	Durant-29	Green-9	Westbrook-9	Smith-19	18,497

Mar 10	NEW ORLEANS	W 98- 83	20-11	19-13	39-24	Durant-29	Green-9	Westbrook-9	Kaman-19	18,497

Mar 10	NEW ORLEANS	W 98- 83	20-11	19-13	39-24	Durant-29	Green-9	Westbrook-9	Smith-19	18,497

Mar 10	NEW ORLEANS	W 98- 83	20-11	19-13	39-24	Durant-29	Green-9	Westbrook-9	Evans-24	12,081

Mar 10	NEW ORLEANS	W 98- 83	20-11	19-13	39-24	Durant-29	Green-9	Westbrook-9	West-33	18,203



GAME-BY-GAME RESULTS (CONT'D)

Date	Opponent	Team/Opp	Home	Road	Total	High Scoring	High Rebounds	High Assists	Opponent Scoring	Atten.
Mar 12	NEW JERSEY	W104-102	21-11	19-13	40-24	Durant-32	Durant-12	Westbrook-10	Harris-19	18,203
Mar 14	UTAH	W119-111	22-11	19-13	41-24	Durant-35	Ibaka-6	Westbrook-11	Matthews-29	18,203

Mar 17	@Charlotte	L 92-100	22-11	19-14	41-25	Durant-26	Sefolosha-6	Westbrook-10	Jackson-20	16,179
Mar 19	@Toronto	W115- 89	22-11	20-14	42-25	Durant-31	Krstic-8	Westbrook-10	Bosh-22	19,351

Mar 21	@Indiana	L101-121	22-11	20-15	42-26	Green-20	Collison-8	Maynor-11	Granger-32	14,701
Mar 22	SAN ANTONIO	L 96- 99	22-12	20-15	42-27	Durant-45	Ibaka-12	Maynor-5	Hill-27	18,203

Mar 24	HOUSTON	W122-104	23-12	20-15	43-27	Durant-25	Collison-9	Maynor-9	Scola-25	18,203
Mar 26	L.A. LAKERS	W 91- 75	24-12	20-15	44-27	Durant-26	Krstic-10	Westbrook-6	Odom-15	18,203
Mar 28	PORTLAND	L 87- 92	24-13	20-15	44-28	Durant-29	Durant-13	Westbrook-6	Miller-26	18,203
Mar 30	@Philadelphia	W111- 93	24-13	21-15	45-28	Durant-26	Durant-10	Westbrook-14	Brand-22	14,809
Mar 31	@Boston	W109-104	24-13	22-15	46-28	Durant-37	Krstic-8	Westbrook-10	Garnett-18	18,624

Apr 3	@Dallas	W121-116	24-13	23-15	47-28	Durant-23	Krstic-6	Westbrook-6	Nowitzki-30	20,329
Apr 4	MINNESOTA	W116-108	25-13	23-15	48-28	Durant-40	Green-10	Westbrook-16	Gomes-22	18,203

Apr 6	@Utah	L139-140 (OT)	25-13	23-16	48-29	Durant-45	Durant-7	Westbrook-9	Flynn-22	19,911

Apr 7	DENVER	L 94- 98	25-14	23-16	48-30	Durant-33	Green-7	Westbrook-9	Williams-42	19,911
Apr 9	PHOENIX	W 96- 91	26-14	23-16	49-30	Durant-35	Durant-11	Green-5	Billups-29	18,332

Apr 11	@Golden State	L117-120	26-14	23-17	49-31	Durant-40	Ibaka-9	Westbrook-10	Stoudemire-24	18,334

Apr 12	@Portland	L 95-103	26-14	23-18	49-32	Durant-30	Durant-9	Westbrook-9	Ellis-27	18,940
Apr 14	MEMPHIS	W114-105	27-14	23-18	50-32	Durant-31	Ibaka-12	Maynor-5	Camby-30	20,691

							Sefolosha-8	Maynor-10	Gay-25	18,334
							Ibaka-9			



THUNDER GAME-BY-GAME STATISTICS

Team Totals / Oklahoma City Thunder

DATE	TH	@	OPP	WL	O	G	MIN	FG	FGA	FG%	FG3	FG3A	FG3%	FT	FTA	FT%	OREB	DREB	REB	AST	PF	DQ	STL	TO	BLK	PTS	PPG
10/28/2009	OKC	v	SAC	W	-	1	240	39	76	.513	8	14	.571	16	20	.800	8	33	41	20	19	0	4	13	6	102	102.0
10/30/2009	OKC	v	DET	W	-	2	240	33	76	.434	2	11	.182	23	30	.767	9	36	45	23	28	1	6	12	5	91	96.5
11/01/2009	OKC	v	POR	L	-	3	240	24	70	.343	3	14	.214	23	32	.719	14	25	39	6	25	1	5	19	7	74	89.0
11/03/2009	OKC	v	LAL	L	-	4	265	38	88	.432	6	23	.261	16	19	.842	13	24	37	23	23	0	14	21	7	98	91.3
11/06/2009	OKC	v	HOU	L	-	5	240	40	92	.435	2	8	.250	12	17	.706	11	29	40	15	19	0	8	15	8	94	91.8
11/08/2009	OKC	v	ORL	W	-	6	240	40	70	.571	9	16	.563	13	15	.867	4	41	45	27	29	1	7	17	2	102	93.5
11/10/2009	OKC	v	SAC	L	-	7	240	31	78	.397	6	17	.353	30	35	.857	8	28	36	15	28	0	12	16	7	98	94.1
11/11/2009	OKC	v	LAC	W	-	8	240	35	83	.422	3	13	.231	10	15	.667	12	34	46	20	23	1	5	13	7	83	92.8
11/14/2009	OKC	v	SA	W	-	9	240	36	77	.468	2	12	.167	27	34	.794	10	30	40	16	19	0	8	16	10	101	93.7
11/15/2009	OKC	v	LAC	L	-	10	240	33	85	.388	3	20	.150	24	29	.828	18	30	48	13	25	1	7	13	1	93	93.6
11/17/2009	OKC	v	MIA	W	-	11	240	37	77	.481	5	14	.357	21	22	.955	9	32	41	19	25	0	11	11	3	100	94.2
11/18/2009	OKC	v	ORL	L	-	12	240	34	83	.410	8	21	.381	18	23	.783	5	37	42	18	21	0	10	14	3	94	94.2
11/20/2009	OKC	v	WAS	W	-	13	240	44	82	.537	11	21	.524	28	33	.848	12	30	42	18	23	0	14	17	5	127	96.7
11/22/2009	OKC	v	LAL	L	-	14	240	32	86	.372	3	23	.130	18	23	.793	17	34	51	20	21	0	6	19	16	85	95.9
11/24/2009	OKC	v	UTA	W	-	15	240	37	76	.487	8	18	.444	22	25	.880	6	25	31	25	18	1	10	16	6	104	96.4
11/27/2009	OKC	v	MIL	W	-	16	240	38	80	.475	6	14	.429	26	35	.743	14	38	52	19	19	0	6	11	6	108	97.1
11/29/2009	OKC	v	HOU	L	-	17	240	36	75	.480	1	15	.067	18	20	.900	8	27	35	19	19	0	8	20	9	91	96.8
12/02/2009	OKC	v	PHI	W	-	18	240	43	85	.506	12	24	.500	19	23	.826	18	25	43	25	16	0	10	15	4	117	97.9
12/04/2009	OKC	v	BOS	L	-	19	240	32	68	.471	3	17	.176	20	26	.769	6	24	30	11	22	0	8	16	3	87	97.3
12/07/2009	OKC	v	GS	W	-	20	240	35	83	.422	5	16	.313	29	35	.829	15	42	57	21	19	0	10	19	3	104	97.7
12/11/2009	OKC	v	MEM	W	-	21	240	39	84	.464	4	19	.211	20	24	.833	14	33	47	21	21	0	7	14	10	102	97.9
12/13/2009	OKC	v	CLE	L	-	22	240	30	69	.435	4	16	.250	25	29	.862	6	30	36	14	17	0	7	16	4	89	97.5
12/14/2009	OKC	v	DBN	L	-	23	240	31	79	.392	5	13	.385	26	31	.839	12	29	41	23	29	0	7	21	9	93	97.3
12/16/2009	OKC	v	DAL	L	-	24	240	34	81	.420	4	17	.235	14	23	.609	15	30	45	17	19	0	6	14	4	86	96.8
12/18/2009	OKC	v	DET	W	-	25	240	37	74	.500	8	15	.533	27	36	.750	14	24	38	24	16	0	6	13	10	109	97.3
12/19/2009	OKC	v	HOU	L	-	26	240	35	78	.449	2	12	.167	18	21	.857	12	35	47	15	22	0	4	12	5	90	97.0
12/22/2009	OKC	v	LAL	L	-	27	240	41	91	.451	6	14	.429	20	24	.833	14	26	40	26	30	2	7	14	4	108	97.4
12/23/2009	OKC	v	PHO	W	-	28	240	44	92	.478	5	13	.385	24	31	.774	16	32	48	18	29	2	8	11	1	117	98.1
12/26/2009	OKC	v	CHA	W	-	29	240	39	83	.470	5	13	.385	15	21	.714	12	36	48	17	18	0	7	14	4	98	98.1
12/28/2009	OKC	v	NJ	W	-	30	240	36	76	.474	0	12	.000	33	40	.825	13	30	43	21	18	0	10	13	5	105	98.3
12/29/2009	OKC	v	WAS	W	-	31	240	43	79	.544	10	18	.556	14	19	.737	7	37	44	23	14	0	5	14	7	110	98.7
12/31/2009	OKC	v	UTA	W	-	32	240	35	74	.473	3	11	.273	14	28	.500	10	33	43	24	19	0	5	20	5	87	98.3
01/02/2010	OKC	v	MIL	L	-	33	265	36	84	.429	2	14	.143	23	31	.742	10	39	49	23	23	0	4	15	10	97	98.3
01/04/2010	OKC	v	CHI	W	-	34	240	40	82	.488	8	15	.533	10	12	.833	13	35	48	19	19	0	10	23	9	98	98.3
01/06/2010	OKC	v	NO	L	-	35	240	35	79	.443	4	15	.267	18	23	.783	13	31	44	18	18	0	6	12	1	92	98.1
01/09/2010	OKC	v	IND	W	-	36	240	38	74	.514	6	13	.462	26	37	.703	8	39	47	20	26	1	8	19	5	108	98.4
01/11/2010	OKC	v	NY	W	-	37	240	41	88	.466	4	17	.235	20	24	.833	13	34	47	17	17	0	15	14	6	106	98.6
01/13/2010	OKC	v	SA	L	-	38	265	41	89	.461	2	5	.400	24	27	.889	13	32	45	23	24	0	3	17	5	108	98.8
01/15/2010	OKC	v	DAL	L	-	39	240	34	81	.420	6	17	.353	24	29	.828	11	34	45	13	27	0	8	18	4	98	98.8
01/16/2010	OKC	v	MIA	W	-	40	240	38	75	.507	6	12	.500	16	20	.800	9	36	45	23	16	0	7	23	3	98	98.8
01/18/2010	OKC	v	ATL	W	-	41	240	34	76	.447	4	9	.444	22	26	.846	14	34	48	22	17	0	3	11	3	94	98.7
01/20/2010	OKC	v	MIN	W	-	42	240	34	74	.459	8	17	.471	18	21	.857	7	32	39	22	16	0	7	19	6	94	98.6
01/22/2010	OKC	v	MEM	L	-	43	240	31	77	.403	4	14	.286	18	23	.783	13	33	46	18	25	0	6	17	4	84	98.2
01/23/2010	OKC	v	CLE	L	-	44	240	33	86	.384	5	11	.455	28	33	.848	17	27	44	15	25	0	9	9	0	89	98.3
01/27/2010	OKC	v	CHI	L	-	45	240	31	84	.369	7	19	.368	17	23	.739	11	29	40	21	13	0	7	14	9	86	98.0
01/29/2010	OKC	v	DEN	W	-	46	240	42	81	.519	5	9	.556	12	18	.667	10	29	39	24	21	0	8	14	4	101	98.0
01/31/2010	OKC	v	GS	W	-	47	240	39	76	.513	4	10	.400	30	41	.732	14	31	45	17	21	0	11	19	4	112	98.3
02/02/2010	OKC	v	ATL	W	-	48	240	37	81	.457	5	15	.333	27	32	.844	17	28	45	20	16	0	10	7	7	106	98.5
02/03/2010	OKC	v	NO	W	-	49	240	42	73	.575	5	12	.417	14	17	.824	5	38	43	24	15	0	4	18	6	103	98.6
02/06/2010	OKC	v	GS	W	-	50	240	38	90	.422	6	14	.429	22	24	.917	12	37	49	22	23	0	16	17	4	104	98.7
02/09/2010	OKC	v	POR	W	-	51	240	31	73	.425	5	16	.313	22	28	.786	9	32	41	16	21	0	17	13	6	89	98.5
02/16/2010	OKC	v	DAL	W																							

OPPONENT GAME-BY-GAME STATISTICS

Opponent Totals / Oklahoma City Thunder

DATE	TH	@	OPP	WL	O	G	MIN	FG	FGA	FG%	FG3	FG3A	FG3%	FT	FTA	FT%	OREB	DREB	REB	AST	PF	DQ	STL	TO	BLK	PTS	PPG
10/28/2009	OKC	v	SAC	W.	-	1	240	32	79	.405	3	16	.188	22	28	.786	10	27	37	13	23	0	6	12	5	89	89.0
10/30/2009	OKC	@	DET	W.	-	2	240	26	70	.371	5	17	.294	26	34	.765	9	34	43	12	27	0	6	16	5	83	86.0
11/01/2009	OKC	v	POR	L.	-	3	240	28	69	.406	8	21	.381	19	25	.760	10	30	40	16	26	0	9	14	4	83	85.0
11/03/2009	OKC	v	LAL	L.	1	4	265	38	73	.521	5	11	.455	20	28	.714	7	29	36	19	27	0	16	26	2	101	89.0
11/06/2009	OKC	@	HOU	L.	-	5	240	42	78	.538	6	16	.375	15	19	.789	8	32	40	26	17	0	6	19	10	105	92.2
11/08/2009	OKC	v	ORL	W.	-	6	240	25	68	.368	3	16	.188	21	34	.618	9	21	30	14	17	0	7	15	2	74	89.2
11/10/2009	OKC	@	SAC	L.	-	7	240	34	76	.447	2	14	.143	31	36	.861	15	36	51	17	27	0	10	22	5	101	90.9
11/11/2009	OKC	@	LAC	W.	-	8	240	28	78	.359	7	20	.350	16	22	.727	14	29	43	19	17	0	6	15	8	79	89.4
11/14/2009	OKC	@	SA	W.	-	9	240	37	79	.468	3	18	.167	21	25	.840	8	30	38	22	24	0	8	15	3	98	90.3
11/15/2009	OKC	v	LAL	L.	-	10	240	38	79	.481	5	17	.294	20	28	.714	12	30	42	17	21	0	9	12	4	101	91.4
11/17/2009	OKC	@	MIA	W.	-	11	240	31	72	.431	5	18	.278	20	30	.667	9	27	36	17	18	0	6	15	4	87	91.0
11/18/2009	OKC	@	ORL	L.	-	12	240	39	81	.481	13	31	.419	17	26	.654	9	38	47	25	16	0	5	13	5	108	92.4
11/20/2009	OKC	v	WAS	W.	-	13	240	41	87	.471	7	15	.467	19	27	.704	17	23	40	19	22	0	8	20	3	108	93.6
11/22/2009	OKC	@	LAL	L.	-	14	240	40	99	.404	2	14	.143	19	21	.905	17	32	49	24	16	0	7	9	4	101	94.1
11/24/2009	OKC	@	UTA	W.	-	15	240	38	77	.494	3	10	.300	15	18	.833	11	26	37	24	20	0	5	24	3	94	94.1
11/27/2009	OKC	v	MIL	W.	-	16	240	31	82	.378	8	20	.400	20	22	.909	11	29	40	15	21	0	5	13	3	90	93.9
11/29/2009	OKC	v	HOU	L.	-	17	240	38	94	.404	7	23	.304	17	18	.944	23	23	46	17	19	0	13	15	4	100	94.2
12/02/2009	OKC	v	PHI	W.	-	18	240	37	74	.500	14	23	.609	18	19	.947	7	22	29	16	22	0	13	16	5	106	94.9
12/04/2009	OKC	v	BOS	L.	-	19	240	39	69	.565	9	17	.529	18	24	.750	9	31	40	24	19	0	10	18	1	105	95.4
12/07/2009	OKC	v	GS	W.	-	20	240	33	76	.434	4	13	.308	18	22	.818	3	34	37	12	24	0	8	20	4	88	95.1
12/11/2009	OKC	@	MEM	W.	-	21	240	38	92	.413	4	18	.222	14	24	.583	21	30	51	15	20	0	4	12	7	94	95.0
12/13/2009	OKC	v	CLE	L.	-	22	240	40	84	.476	11	22	.500	11	15	.733	11	31	42	18	22	0	9	15	5	102	95.3
12/14/2009	OKC	@	DEN	L.	-	23	240	32	80	.400	4	14	.286	34	40	.850	14	26	40	20	26	1	10	18	7	102	95.6
12/16/2009	OKC	v	DAL	L.	-	24	240	36	73	.493	7	13	.538	21	26	.808	7	33	40	20	16	0	7	13	5	100	95.8
12/18/2009	OKC	v	DET	W.	-	25	240	39	84	.464	5	14	.357	15	16	.938	16	24	40	13	31	1	6	15	5	98	95.9
12/19/2009	OKC	@	HOU	L.	-	26	240	38	90	.422	8	23	.348	11	21	.524	17	28	45	22	18	0	6	8	5	95	95.8
12/22/2009	OKC	@	LAL	L.	-	27	240	36	81	.444	7	18	.389	32	39	.821	14	33	47	20	20	0	6	17	11	111	96.4
12/23/2009	OKC	@	PHO	W.	-	28	240	40	80	.500	7	23	.304	26	35	.743	8	30	38	19	20	1	5	14	7	113	97.0
12/26/2009	OKC	v	CHA	W.	-	29	240	35	81	.432	5	17	.294	16	24	.667	10	26	36	23	18	0	6	12	3	91	96.8
12/28/2009	OKC	@	NJ	W.	-	30	240	34	75	.453	1	9	.111	20	25	.800	8	25	33	24	28	0	11	15	3	89	96.5
12/29/2009	OKC	@	WAS	W.	-	31	240	37	92	.402	8	18	.444	16	20	.800	13	24	37	20	18	0	8	10	3	98	96.6
12/31/2009	OKC	v	UTA	W.	-	32	240	37	90	.411	0	9	.000	12	17	.706	17	27	44	20	22	1	8	15	5	86	96.3
01/02/2010	OKC	@	MIL	L.	1	33	265	42	106	.396	4	17	.235	15	19	.789	19	35	54	15	27	0	7	9	6	103	96.5
01/04/2010	OKC	@	CHI	W.	-	34	240	35	99	.354	3	9	.333	12	16	.750	25	27	52	18	14	0	12	16	4	85	96.1
01/06/2010	OKC	v	NO	L.	-	35	240	37	75	.493	7	22	.318	16	17	.941	5	30	35	19	18	0	6	9	5	97	96.1
01/09/2010	OKC	v	IND	W.	-	36	240	36	91	.396	10	26	.385	20	25	.800	12	31	43	21	27	1	9	17	5	102	96.3
01/11/2010	OKC	v	NY	W.	-	37	240	34	89	.382	6	28	.214	14	19	.737	16	30	46	14	18	0	8	20	6	88	96.1
01/13/2010	OKC	v	SA	L.	1	38	265	43	95	.453	7	22	.318	16	24	.667	18	32	50	21	23	1	9	14	4	109	96.4
01/15/2010	OKC	@	DAL	L.	-	39	240	31	70	.443	4	14	.286	33	39	.846	6	28	34	19	26	1	11	14	7	99	96.5
01/16/2010	OKC	v	MIA	W.	-	40	240	34	82	.415	1	8	.125	11	20	.550	12	21	33	17	19	0	15	15	7	80	96.1
01/18/2010	OKC	@	ATL	W.	-	41	240	36	90	.400	4	16	.250	15	21	.714	18	26	44	27	21	0	3	8	3	91	96.0
01/20/2010	OKC	@	MIN	W.	-	42	240	40	85	.471	3	11	.273	9	10	.900	7	26	33	22	16	0	10	13	5	92	95.9
01/22/2010	OKC	@	MEM	L.	-	43	240	29	74	.392	4	15	.267	24	34	.706	11	31	42	16	21	0	8	14	9	86	95.6
01/23/2010	OKC	@	CLE	L.	-	44	240	34	69	.493	12	28	.429	20	40	.500	10	35	45	19	25	0	3	17	6	100	95.7
01/27/2010	OKC	v	CHI	L.	-	45	240	41	90	.456	6	17	.353	8	8	1.000	14	39	53	20	18	0	8	17	7	96	95.7
01/29/2010	OKC	v	DEN	W.	-	46	240	27	67	.403	10	21	.476	20	22	.909	4	27	31	17	22	0	7	23	4	84	95.5
01/31/2010	OKC	v	GS	W.	-	47	240	37	79	.468	6	13	.462	24	29	.828	9	22	31	25	25	1	9	18	4	104	95.7
02/02/2010	OKC	v	ATL	W.	-	48	240	36	75	.480	6	14	.429	21	25	.840	9	26	35	16	24	0	2	10	4	99	95.7
02/03/2010	OKC	@	NO	W.	-	49	240	41	91	.451	8	23	.348	9	11	.818	10	27	37	30	13	0	10	9	5	99	95.8
02/06/2010	OKC	@	GS	W.	-	50	240	37	88	.420	8	23	.348	13	21	.619	12	36	48	23	22	0	7	23	3	95	95.8
02/09/2010	OKC	@	POR	W.	-	51	240	31	77	.403	3	20	.150	12	14	.857	12	35	47	18	20	0	6	24	3	77	95.4
02/16/2010	OKC	v	DAL	W.	-	52	240	30	93	.323	7	21	.333	19	23	.826	15	38	53	21	21	0	4	14	7	86	95.2
02/20/2010	OKC	@	NY	W.	-	53	265	46	94	.489	8	29	.276	18	23	.783	9	33	42	26	27	0	6	17	4	118	95.7
02/21/2010	OKC	@	MIN	W.	-	54	240	43	94	.457	6	17	.353	15	21	.714	15	29	44	22	23	1	5	14	9	107	95.9
02/23/2010	OKC	v	PHO	L.	-	55	240	40	78	.513	7	13	.538	17	27	.630	12	33	45	24	20	0	5	17	6	104	96.0
02/24/2010	OKC	@	SA	L.	-	56	240	33	78	.423	6	17	.353	23	30	.767	10	35	45	16	22	0	7	11	4	95	96.0
02/26/2010	OKC	v	MIN	W.	-	57	240	37	91	.407	3	16	.188	15	17	.882	14	29	43	21	18	0	8	16	2	92	95.9
02/28/2010	OKC	v	TOR	W.	-	58	240	38	87	.437	6	15	.400	17	24	.708	14	31	45	15	23	0	6	18	2	99	96.0
03/02/2010	OKC	v	SAC	W.	-	59	240	41	76	.539	5	16	.313	20	24	.833	8	24	32	21							

2009-10 THUNDER SEASON HIGHS

Through games of April 14
2009-2010 HIGH GAMES

OKLAHOMA CITY THUNDER

Page 1

PLAYER	MINUTES	FIELD	FREE	REBOUNDS			ASSISTS	STEALS	TURNOVERS	BLOCKED SHOTS	POINTS
		GOALS	THROWS	OFFENSIVE	DEFENSIVE	TOTAL					
NICK COLLISON	33 DEC. 31 vs Utah	8 DEC. 2 vs Phil.	5 APR. 3 at Dall.	7 APR. 11 at G.S.	9 FEB. 3 at N.O.	12 APR. 11 at G.S.	2 (7) FEB. 23 vs Phoe.	2 (5) FEB. 9 at Port.	3 (4) MAR. 22 vs S.A.	3 (2) FEB. 16 vs Dall.	18 DEC. 2 vs Phil.
KEVIN DURANT	47 (3) FEB. 20 at N.Y.	16 JAN. 31 vs G.S.	18 NOV. 10 at Sac.	4T(5) APR. 4 vs Minn.	13T JAN. 15 at Dall.	14 FEB. 16 vs Dall.	8 NOV. 24 at Utah	5T APR. 3 at Dall.	8T(2) FEB. 3 at N.O.	4 JAN. 2 at Milw.	45 (3) APR. 6 at Utah
JEFF GREEN	47 FEB. 20 at N.Y.	11 MAR. 12 vs N.J.	10 DEC. 13 vs Clev.	7 DEC. 7 vs G.S.	11T FEB. 21 at Minn.	14 (2) FEB. 21 at Minn.	5 (3) APR. 7 vs Den.	4C(4) APR. 9 vs Phoe.	6 DEC. 31 vs Utah	3T(3) MAR. 5 at LA-C	27 MAR. 12 vs N.J.
JAMES HARDEN	33C JAN. 13 vs S.A.	8C NOV. 20 vs Wash.	13C DEC. 7 vs G.S.	3C(4) MAR. 3 at Den.	7C(3) JAN. 22 at Mem.	9C DEC. 7 vs G.S.	8C(2) NOV. 11 at LA-C	4C NOV. 20 vs Wash.	4C(3) FEB. 23 vs Phoe.	2C(2) MAR. 5 at LA-C	26C DEC. 7 vs G.S.
SERGE IBAKA	32C(2) APR. 14 vs Mem.	7C(3) APR. 4 vs Minn.	7C APR. 14 vs Mem.	8C MAR. 3 at Den.	10C DEC. 22 at LA-L	14C DEC. 22 at LA-L	2C FEB. 3 at N.O.	2C JAN. 20 at Minn.	4C(2) MAR. 24 vs Hou.	5C(2) APR. 14 vs Mem.	15C(3) APR. 14 vs Mem.
NENAD KRSTIC	38 JAN. 18 at Atl.	7 (8) APR. 4 vs Minn.	8 OCT. 28 vs Sac.	6 MAR. 5 at LA-C	8 (2) MAR. 26 vs LA-L	11 MAR. 5 at LA-C	4 NOV. 24 at Utah	3T MAR. 3 at Den.	3 (3) MAR. 2 vs Sac.	4 JAN. 20 at Minn.	20 OCT. 28 vs Sac.
ERIC MAYNOR Utah-OKC.	41C NOV. 14 at Clev.	9C NOV. 14 at Clev.	6C NOV. 14 at Clev.	2C(3) MAR. 14 vs Utah	5C(3) APR. 14 vs Mem.	7C DEC. 18 at Atl.	11C(2) MAR. 21 at Ind.	3C(2) MAR. 30 at Phil.	5C MAR. 21 at Ind.	1C(10) MAR. 10 vs Hou.	24C NOV. 14 at Clev.
BYRON MULLENS	7C JAN. 9 vs Ind.	2C(3) FEB. 28 vs Tor.	0C	2C JAN. 9 vs Ind.	2C(2) FEB. 26 vs Minn.	3C JAN. 9 vs Ind.	1C JAN. 9 vs Ind.	1C(2) JAN. 23 at Clev.	2C JAN. 9 vs Ind.	0C	4C(3) FEB. 28 vs Tor.
KEVIN OLLIE	26 NOV. 11 at LA-C	4 NOV. 11 at LA-C	3 NOV. 11 at LA-C	1 (3) MAR. 10 vs N.O.	4 (2) MAR. 21 at Ind.	5 NOV. 11 at LA-C	4 (2) NOV. 18 at Orl.	3 NOV. 17 at Miami	2 (2) MAR. 21 at Ind.	0	11 NOV. 11 at LA-C
THABO SEPOLOSHA	43T NOV. 20 vs Wash.	7 NOV. 20 vs Wash.	4 (2) FEB. 26 vs Minn.	4 JAN. 31 vs G.S.	10T FEB. 24 at S.A.	13T FEB. 24 at S.A.	6 (2) DEC. 28 at N.J.	4 (4) JAN. 31 vs G.S.	4 (2) DEC. 18 vs Det.	4T NOV. 10 at Sac.	16 (2) DEC. 22 at LA-L
ETAN THOMAS	35 NOV. 3 vs LA-L	4 NOV. 3 vs LA-L	2 (4) MAR. 19 at Tor.	3 (3) NOV. 15 vs LA-C	8 NOV. 3 vs LA-L	11 NOV. 3 vs LA-L	1 MAR. 3 at Den.	1 (4) NOV. 29 vs Hou.	3 NOV. 29 vs Hou.	3 (2) NOV. 3 vs LA-L	9 NOV. 3 vs LA-L
KYLE WEAVER	28 MAR. 21 at Ind.	4 (2) MAR. 19 at Tor.	2 (2) NOV. 24 at Utah	1 MAR. 21 at Ind.	4 MAR. 17 at Cha.	4 (2) MAR. 21 at Ind.	4 NOV. 18 at Orl.	3 MAR. 19 at Tor.	2 NOV. 24 at Utah	3T NOV. 24 at Utah	12 MAR. 19 at Tor.
RUSSELL WESTBROOK	50C JAN. 13 vs S.A.	14C NOV. 6 at Hou.	14 JAN. 31 vs G.S.	5 FEB. 2 vs Atl.	7 (5) APR. 9 vs Phoe.	10 FEB. 21 at Minn.	16C APR. 4 vs Minn.	8C FEB. 6 at G.S.	9T(2) MAR. 12 vs N.J.	3C NOV. 22 at LA-L	33 NOV. 6 at Hou.
D.J. WHITE	15 NOV. 22 at LA-L	6 NOV. 22 at LA-L	2 (4) MAR. 21 at Ind.	3 MAR. 19 at Tor.	4 NOV. 18 at Orl.	5 MAR. 19 at Tor.	1 (4) DEC. 14 at Den.	2T(2) MAR. 19 at Tor.	1T(3) MAR. 19 at Tor.	2 NOV. 22 at LA-L	12 NOV. 22 at LA-L
THUNDER High Games	265 (5) APR. 6 at Utah	47 MAR. 24 vs Hou.	36 APR. 6 at Utah	23 APR. 11 at G.S.	42 (2) FEB. 16 vs Dall.	57 DEC. 7 vs G.S.	30 MAR. 24 vs Hou.	17 FEB. 9 at Port.	26 MAR. 3 at Den.	16 NOV. 22 at LA-L	139 APR. 6 at Utah
THUNDER Low Games	240 (77) APR. 14 vs Mem.	24 NOV. 1 vs Port.	10 (2) JAN. 4 at Chi.	4 NOV. 8 vs Orl.	24 (4) APR. 3 at Dall.	30 DEC. 4 vs Bos.	6 NOV. 1 vs Port.	3 (2) JAN. 18 at Atl.	7 FEB. 2 vs Atl.	0 JAN. 23 at Clev.	74 NOV. 1 vs Port.
OPPONENTS High Games	265 (5) APR. 6 at Utah	49 APR. 6 at Utah	34 DEC. 14 at Den.	25 JAN. 4 at Chi.	39 JAN. 27 vs Chi.	54 JAN. 2 at Milw.	30 (3) MAR. 31 at Bos.	16 NOV. 3 vs LA-L	26 NOV. 3 vs LA-L	12 MAR. 17 at Cha.	140 APR. 6 at Utah
OPPONENTS Low Games	240 (77) APR. 14 vs Mem.	25 NOV. 8 vs Orl.	8 JAN. 27 vs Chi.	3 DEC. 7 vs G.S.	21 (2) JAN. 16 vs Miami	29 DEC. 2 vs Phil.	7 MAR. 26 vs LA-L	2 FEB. 2 vs Atl.	8 (3) APR. 12 at Port.	1 DEC. 4 vs Bos.	74 NOV. 8 vs Orl.

"C" indicates a new career-high, "T" a tied career-high.
Numbers in parentheses indicate the number of games in which a player or team has reached a given total (if more than one).



2009-10 THUNDER GAME LEADERS

	DOUBLE FIGURES					Pt/Reb	DOUBLE-DOUBLES	GAME LEADERS		
	10+ Pts	20+ Pts	30+ Pts	10+ Reb	10+ Ast			Pt/Ast	Pts	Reb
Nick Collison	13	0	0	5	0	2	0	0	8	1
Kevin Durant	82	75	47	25	0	25	0	74	35	2
Jeff Green	70	13	0	11	0	11	0	2	16	1
James Harden	35	4	0	0	0	0	0	2	1	3
Serge Ibaka	18	0	0	8	0	4	0	0	14	0
Nenad Krstic	30	1	0	4	0	3	0	0	12	0
Shaun Livingston	0	0	0	0	0	0	0	0	0	0
Eric Maynor	4	0	0	0	2	0	2	0	0	5
Byron Mullens	0	0	0	0	0	0	0	0	0	0
Kevin Ollie	1	0	0	0	0	0	0	0	0	1
Thabo Sefolosha	16	0	0	3	0	3	0	0	11	1
Etan Thomas	0	0	0	1	0	0	0	0	1	0
Kyle Weaver	2	0	0	0	0	0	0	0	0	1
Russell Westbrook	68	24	4	2	28	1	24	4	2	67
D.J. White	1	0	0	0	0	0	0	0	0	0
Mustafa Shakur	0	0	0	0	0	0	0	0	0	0

2009-10 THUNDER TEAM HIGHS/LOWS

TOP TEAM PERFORMANCES

	HIGH	LOW
Points		
1 st Quarter	43 vs. MIN; 4/4	15 vs. POR; 11/1
2 nd Quarter	40 vs. DAL; 2/16	15: at SA; 2/24
3 rd Quarter	36 at GS; 2/6	10 at MEM; 12/11
4 th Quarter	36 (2x) MR: at MEM; 12/11	11 (2x) vs. LAL; 3/26
1 st Half	74 vs. HOU; 3/24	34 at LAL; 11/22
2 nd Half	65 vs. WAS; 11/20	34 vs. SAC; 10/28
1 st Overtime	16 at NY; 2/20	8 vs. LAL; 11/3
FG Made	47 vs. HOU; 3/24	24 vs. POR; 11/1
FG Attempted	104 at GS; 4/11	64 at POR; 4/12
FG Percentage	.603 vs. UTA; 3/14	.325 at DEN; 3/3
3P Made	13 at UTA; 4/6	0 at NJ; 12/28
3P Attempted	30 at UTA; 4/6	5 vs. SA; 1/13
3P Percentage	.571 vs. SAC; 10/28	.000 at NJ; 12/28
FT Made	36 at UTA; 4/6	10 (2x) MR: at CHI; 1/4
FT Attempted	41 (3x) MR at UTA; 4/6	12 at CHI; 1/4
FT Percentage	.957 at MIN; 2/21	.500 vs. UTA; 12/31
Off. Rebounds	23 at GS; 4/11	4 vs. ORL; 11/8
Def. Rebounds	42 (2x) MR: vs. DAL; 2/16	24 (4x) MR: at DAL; 4/3
Tot. Rebounds	57 vs. GS; 12/7	30 vs. BOS 12/4
Assists	30 vs. HOU; 3/24	6 vs. POR; 11/1
Steals	17: at POR; 2/9	3 (2x) MR at ATL; 1/18
Turnovers	26 at DEN; 3/3	7 vs. ATL; 2/2
Blocks	16 at LAL; 11/22	0 at CLE; 1/23

Points	Rebounds
139 at UTA; 4/6	57 vs. GS; 12/7
127 vs. WAS; 11/20	55 at GS; 4/11
122 vs. HOU; 3/24	53 at LAC; 3/5
121 at NY; 2/20	53 at TOR; 3/19
FG%	Assists
.603 vs. UTA; 3/14	30 vs. HOU; 3/24
.588 vs. HOU; 3/24	29 vs. MIN; 2/26
.571 vs. ORL; 11/8	27 (2x) MR at UTA; 4/6
FT%	Steals
.957 at MIN; 2/22	17 at POR; 2/9
.955 at MIA; 11/17	16 at GS; 2/6
.950 vs. MIN; 4/4	14 vs. LAL; 11/3

2009-10 THUNDER INDIVIDUAL HIGHS

TOP INDIVIDUAL PERFORMANCES

	HIGH	PLAYER	OPPONENT	DATE
Minutes	50	Russell Westbrook	San Antonio	1/13
FG Made	16	Kevin Durant	Golden State	1/31
FG Attempted	31	Kevin Durant	San Antonio	1/13
3P Made	7	Kevin Durant	Utah	4/6
3P Attempted	13	Kevin Durant	Utah	4/6
FT Made	18	Kevin Durant	Sacramento	11/10
FT Attempted	18 (2x)	Kevin Durant	Toronto	3/19
Off. Rebounds	7 (3x)	MR: Nick Collison	Golden State	4/12
Def. Rebounds	13	Kevin Durant	Dallas	1/15
Tot. Rebounds	14 (4x)	MR: Jeff Green	Minnesota	2/21
Assists	16	Russell Westbrook	Minnesota	4/4
Steals	8	Russell Westbrook	Golden State	2/6
Blocks	5 (2x)	MR: Serge Ibaka	Memphis	4/14
Points	45 (3x)	Kevin Durant	Utah	4/6
Points in Quarter	20	Kevin Durant	Minnesota	4/4

Points	Rebounds	Assists
Kevin Durant, 45 at UTA; 4/6		
Kevin Durant, 45 vs. SA; 3/22		
Kevin Durant, 45 vs. GS; 1/31		
Kevin Durant, 40 (4x) MR vs. MIN; 4/4		
Rebounds		
Jeff Green, 14 at MIN; 2/21		
Kevin Durant, 14 vs. DAL; 2/16		
Serge Ibaka, 14 at LAL; 12/22		
Jeff Green, 14 vs. WAS; 11/20		
Assists		
Russell Westbrook, 16 vs. MIN; 4/4		
Russell Westbrook, 15 vs. MIN; 2/26		
Russell Westbrook, 15 vs. PHI; 12/2		



2009-10 OPPONENT GAME LEADERS

2009-10 OPPONENT TEAM HIGHS/LOWS

TOP TEAM PERFORMANCES

	HIGH	LOW
Points		
1 st Quarter	37: at DAL; 4/3	15 (2x) MR: vs. LAL; 3/26
2 nd Quarter	38 at BOS; 3/31	14 vs. POR; 11/1
3 rd Quarter	34 (3x) MR at UTA; 4/6	11 vs. DAL; 2/16
4 th Quarter	34 at GS; 4/11	10 at LAC; 11/11
1 st Half	64 at PHX; 12/23	39 vs. POR; 11/1
2 nd Half	66 at UTA; 4/6	30 vs. ORL; 11/8
1 st Overtime	13 at NY; 2/20	10 vs. SA; 1/13
FG Made	49 at UTA; 4/6	25 vs. ORL; 11/8
FG Attempted	106 at MIL; 1/2	67 vs. DEN; 1/29
FG Percentage	.595 vs. BOS; 3/31	.323 vs. DAL; 2/16
3P Made	14 vs. PHI; 12/2	0 vs. UTA; 12/31
3P Attempted	31 at ORL; 11/18	8 (2x) MR: vs. POR; 3/28
3P Percentage	.714 at CHA; 3/17	.000 vs. UTA; 12/31
FT Made	34 at DEN; 12/14	8 vs. CHI; 1/27
FT Attempted	40 (2x): MR at CLE; 1/23	8 vs. CHI; 1/27
FT Percentage	1.000 vs. CHI; 1/27	.500 at CLE; 1/23
Off. Rebounds	25 at CHI; 1/4	3 vs. GS; 12/7
Def. Rebounds	39 vs. CHI; 1/27	21 (2x) MR: vs. MIA; 1/16
Tot. Rebounds	54 at MIL; 1/2	26 at TOR; 3/19
Assists	30 (3x) MR: at BOS; 3/31	7 vs. LAL; 3/26
Steals	16 vs. LAL; 11/3	2 vs. ATL; 2/2
Turnovers	26 vs. LAL; 11/3	8 (3x) MR: at POR; 4/12
Blocks	12: at CHA; 3/17	1 (2x) MR: vs. MIN; 4/4

Points	Rebounds
140 at UTA; 4/6	54 at MIL; 1/2
121 at IND; 3/21	53 vs. CHI; 1/27
119 at DEN; 3/3	53 vs. DAL; 2/16
FG%	Assists
.595 at BOS; 3/31	30 at NO; 2/3
.565 vs. BOS; 12/4	29 at IND; 3/21
.538 at HOU; 11/6	29 at UTA; 4/6
FT%	Steals
.947 vs. PHI; 12/2	16 vs. LAL; 11/3
.944 vs. HOU; 11/29	13 vs. HOU; 11/29

2009-10 OPPONENT INDIVIDUAL HIGHS

TOP INDIVIDUAL PERFORMANCES

	HIGH	PLAYER	OPPONENT	DATE
Minutes	48 (2x)	Watson/Ellis	Golden State	12/7
FG Made	16	LeBron James	Cleveland	12/13
FG Attempted	29	LeBron James	Cleveland	12/13
3P Made	6 (2x)	MR: Wesley Matthews	Utah	3/14
3P Attempted	10 (2x)	MR: JR Smith	Denver	1/29
FT Made	14 (2x)	MR: Dirk Nowitzki	Dallas	1/15
FT Attempted	19	LeBron James	Cleveland	1/23
Off. Rebounds	11	Zach Randolph	Memphis	12/11
Def. Rebounds	15	Andris Biedrins	Golden State	2/6
Tot. Rebounds	21	DeJuan Blair	San Antonio	1/13
Assists	14	Deron Williams	Utah	3/14
Steals:	5 (3x)	Corey Brewer	Minnesota	1/20
Blocks	6	Pau Gasol	LA Lakers	12/22
Points	44	LeBron James	Cleveland	12/13

Points	Rebounds	Assists
LeBron James, 44 vs. GS 12/13	DeJuan Blair, 21 vs. SA; 1/13	Deron Williams, 14 vs. UTA; 3/14
Deron Williams, 42 at UTA; 4/6	Zach Randolph, 20 at MEM; 12/11	Chris Paul, 13 vs. NOH; 1/6
Kobe Bryant, 40 at LAL; 12/22	Andris Biedrins, 18 at GS; 2/6	Steve Nash, 12; 12/23
LeBron James, 37 at CLE; 1/23	Brendan Haywood, 16 vs. WAS; 11/20	LeBron James, 12 at CLE; 1/23
Amar'e Stoudemire, 35 at PHX; 12/23		Anthony Carter, 12 at DEN; 3/3
Dirk Nowitzki, 35 vs. DAL; 12/16		



2009-10 THUNDER RECORD WHEN

Thunder	RECORD	THUNDER	RECORD
Shooting 50% or better	21-1	Create 10+ steals	18-5
Shooting under 50%	29-31	Surrender 10+ steals	8-9
Opponents shooting 50% or better	8-8	More assists than opponent	30-10
Opponents shooting under 50%	42-24	Fewer assists than opponent	15-21
Bench outscores opponent bench	19-16	Same number of assists	5-1
Bench outscored by opponent bench	30-13	Largest lead	34 at TOR; 3/19
When the benches are tied	1-3	Largest deficit	41 at DEN; 3/3
More points in the paint or tied	28-15	Largest halftime lead	27 at TOR; 3/19
Fewer points in the paint	22-17	Largest halftime deficit	23 at LAL; 11/22
More second chance points or tied	27-13	Largest margin of victory	28 vs. ORL; 11/8
Fewer second chance points	23-19	Largest margin of defeat	29 at DEN; 3/2
More fast break points or tied	37-19	Smallest margin of victory	1 vs. UTA; 12/31
Fewer fast break points	13-13	Smallest margin of defeat	1 (3x) MR: at CLE; 1/23
More rebounds than opponent	40-15	Most points scored in a half	74 vs. HOU; 3/24
Fewer rebounds than opponent	10-14	Fewest points scored in a half	34 (2x) MR: at LAL; 11/22
Same number of rebounds	0-3	Most points scored in a quarter	43 vs. MIN; 4/4
15 or fewer turnovers	33-14	Fewest points scored in a quarter	10 at MEM; 12/12
5 Thunder players score 10+	19-6	Longest winning streak	9 games; 1/29 vs. DEN – 2/21 at MIN
6+ Thunder players score 10+	8-0	Longest losing streak	3 games (3x) MR: 1/22 vs. MEM – 1/27 vs. CHI
Kevin Durant Scores 30+	31-16	National TV games (includes NBA TV)	7-4
OKC 10+ reb. more than opp.	16-2	1 st game back-to-back	9-9
OKC 10+ fewer reb. than opp.	0-5	2 nd game back-to-back	8-10
Westbrook 10+ assists	23-5	1 st game after a win	29-20
Green & Durant score 20+	7-4	1 st game after a loss	20-12
Three OKC players score 20+	3-1	Opponent shooting under 40%	10-2
Overtime Games	1-4		

2009-10 THUNDER GAMES LOST DUE TO INJURY / ILLNESS**

<i>Player</i>	<i>Date(s)</i>	<i>Games</i>	<i>Injury or Illness</i>
Nick Collison	11-22-11/29	4	Right Knee Soreness
Nick Collison	1/18-1/20	2	Concussion
Nick Collison	2/24	1	Right knee soreness
James Harden	3/12-3/22	6	Right Hamstring Strain
Serge Ibaka	2/24	1	Lower back soreness
Shaun Livingston	11/17-11/29	7	Left Knee
Kevin Ollie	11/24-1/6	21	Right Knee Surgery
Nenad Krstic	11/29	1	Left Achilles Soreness
Nenad Krstic	4/9-4/14	4	Right knee contusion
Nenad Krstic	12/4	1	Sprained left ankle
Etan Thomas	12/26-12/31	4	Flu like symptoms
Kyle Weaver	11/27-2/28	41	Separated Shoulder
DJ White	1/20-2/20	11	Fractured Right Thumb
Total games missed (9 players): 104 games			

****During the 2008-09 season, 13 Thunder players missed games due to injury/illness (183 total games missed).**



THUNDER TEAM PLAYOFF RECORDS

MOST POINTS SCORED:

Game:	129	Golden State	4/28/92
	129	at Dallas	4/23/87
Half:	70	Utah	5/8/93
	70	at Dallas	4/23/87
Quarter:	42	at Phoenix	4/20/76

FEWEST POINTS SCORED:

Game:	68	L.A. Lakers	5/6/98
Half:	26	at San Antonio	5/3/02
Quarter:	10	at San Antonio	5/3/02

FIELD GOALS MADE:

Game:	52	at Dallas	4/23/87
Half:	29	Houston	4/21/82
Quarter:	16	Denver	5/3/88
	16	at Dallas	4/17/84
Fewest Game:	25	L.A. Lakers	5/6/98

FIELD GOALS ATTEMPTED:

Game:	107	at Dallas	4/23/87
Half:	63	at Dallas	4/23/87
Quarter:	35	Milwaukee	4/15/80
Fewest Game:	53	at Utah	5/26/96

FIELD GOAL PERCENTAGE:

Highest:	.615	Golden State	4/28/92
Lowest:	.318	L.A. Lakers	4/29/95

FREE THORWS MADE:

Game:	47	at Denver	5/5/78
Half:	32	Portland	4/2/80
Quarter:	20	Phoenix	5/17/79
Fewest Game:	6	L.A. Lakers	4/27/80

FREE THROWS ATTEMPTED:

Game:	62	at Denver	5/5/78
Half:	36	Portland	4/2/80
Quarter:	25	at Phoenix	5/17/79
Fewest Game:	9	at Utah	5/6/93

FREE THROW PERCENTAGE:

Hights:	.947	L.A. Lakers	4/29/95
	.947	at Utah	5/6/92
Lowest:	.478	at Washington	5/20/79

REBOUNDS:

Game:	71	Portland	4/23/78
Half:	37	at Dallas	4/24/84
Quarter:	22	at Dallas	4/24/84
Fewest Game:	25	at Denver	5/2/94
	25	at Phoenix	6/1/93

ASSISTS:

Game:	38	Houston	5/14/87
Half:	24	Houston	4/21/82
Quarter:	14	Houston	4/21/82
Fewest Game:	10	at Chicago	6/7/96

PERSONAL FOULS:

Game:	38	at Phoenix	6/5/93
	38	at Denver	5/5/78

DISQUALIFICATIONS:

Game	3	at Phoenix	6/5/93
	3	Washington	5/29/79
	3	Denver	5/12/78

STEALS:

Game:	18	at Golden State	4/16/75
	11	Phoenix	4/27/97
	11	Houston	5/4/86
	11	L.A. Lakers	5/25/87
	11	San Antonio	4/28/82
	11	at Golden State	4/16/75
Fewest Game:	2	L.A. Lakers	4/16/78

BLOCKS:

Games:	14	Phoenix	5/4/79
Half:	9	at Washington	5/28/78
Fewest Game:	1	15 times, MR: LAL	5/12/98

TURNOVERS:

Game:	31	at Phoenix	5/6/79
Half:	18	at Phoenix	4/18/76
Quarter:	11	at Phoenix	5/8/79
	11	at Phoenix	4/20/76
	11	at Golden State	4/16/75
Fewest Game:	6	at San Antonio	5/3/02
	6	L.A. Lakers	5/12/98
	6	at Portland	4/22/83



THUNDER OPPONENT PLAYOFF RECORDS

MOST POINTS SCORED:

Game:	151	at Dallas	4/23/87
Half:	77	at Dallas	4/23/87
Quarter:	43	at Dallas	4/23/87

FEWEST POINTS SCORED:

Game:	71	L.A. Lakers	4/27/95
Half:	29	L.A. Lakers	4/27/96
Quarter:	10	Houston	4/25/82

FIELD GOALS MADE:

Game:	59	at Dallas	4/23/87
Half:	31	at Dallas	4/23/87
Quarter:	17	at Phoenix	5/13/79
Fewest Game:	21	Phoenix	4/27/97

FIELD GOALS ATTEMPTED:

Game:	114	at Golden State	4/22/75
Half:	62	at Golden State	4/22/75
Quarter:	32	at Golden State	4/22/75
Fewest Game:	64	L.A. Lakers	5/12/98

FIELD GOAL PERCENTAGE:

Highest:	.615	at Phoenix	4/27/76
Lowest:	.269	Phoenix	4/27/97

FREE THORWS MADE:

Game:	57	at Phoenix	6/5/93
Half:	39	at Phoenix	6/5/93
Quarter:	24	at Phoenix	6/5/93
Fewest Game:	6	Phoenix	5/3/97
	6	Houston	5/4/96

FREE THROWS ATTEMPTED:

Game:	64	at Phoenix	6/5/93
Half:	41	at Phoenix	6/5/93
Quarter:	24	at Phoenix	6/5/93
Fewest Game:	9	Phoenix	5/3/97

FREE THROW PERCENTAGE:

Highest:	1.000	at Dallas	4/19/84
Lowest:	.462	Houston	5/4/96

REBOUNDS:

Game:	64	at L.A. Lakers	4/14/78
Half:	39	at Washington	6/4/78
Quarter:	21	Detroit	4/8/75
Fewest Game:	22	Golden State	4/28/92

ASSISTS:

Game:	36	at Dallas	4/23/87
Half:	20	at Houston	5/5/97
	20	at Houston	5/12/87
	20	at L.A. Lakers	4/22/80
Quarter:	12	at Utah	5/30/96
	12	at Houston	5/20/93
	12	L.A. Lakers	4/25/80
	12	at Phoenix	4/27/76
Fewest Game:	11	at San Antonio	4/22/02
	11	Portland	4/6/80

PERSONAL FOULS:

Game:	38	at Denver	5/5/78
-------	----	-----------	--------

DISQUALIFICATIONS:

Game:	3	Washington	5/29/79
	3	Denver	5/12/78

STEALS:

Game:	22	at Golden State	4/14/75
Half:	13	at Golden State	4/14/75
Fewest Game:	0	Phoenix	4/15/76

BLOCKS:

Games:	16	at Phoenix	5/24/93
Half:	9	at Phoenix	5/24/93
Fewest Game:	0	Houston	5/17/97
	0	Washington	5/21/78

TURNOVERS:

Game:	27	Detroit	4/12/75
Half:	18	Detroit	4/12/75
Quarter:	12	Sacramento	4/26/96
Fewest Game:	6	at Portland	4/22/83



INDIVIDUAL PLAYOFF RECORDS

POINTS:

Game:	45	Fred Brown vs. Phoenix	4/15/76
Half:	31	Gus Williams at Dallas	4/17/84
	31	Fred Brown vs. Phoenix	4/15/76
Quarter:	23	Gus Williams at Dallas	4/17/84

REBOUNDS:

Game:	23	Marvin Webster at Denver	4/6/80
Half:	15	Marvin Webster vs. Portland	4/23/76
Quarter:	10	Paul Silas at Milwaukee	4/18/80

ASSISTS:

Game:	16	Nate McMillan vs. Houston	5/14/87
Half:	11	Nate McMillan vs. LA Lakers	5/25/87
Quarter:	8	Gus Williams vs. Dallas	4/21/84

STEALS:

Game:	6	Hersey Hawkins at Houston	5/7/97
	6	Shawn Kemp at Sacramento	5/2/96
	6	Nate McMillan vs. Phoenix	5/20/93
	6	Sedale Threatt vs. LA Lakers	5/12/89
	6	Dennis Johnson vs. Portland	4/6/80
	6	Slick Watts vs. Detroit	4/10/75
Half:	5	Nate McMillan vs. Phoenix	5/20/93
	5	Gus Williams vs. Dallas	4/21/84
	5	Lonnie Shelton vs. LA Lakers	4/27/80

BLOCKS:

Game:	7	Shawn Kemp at Phoenix	5/26/93
	7	Clemon Johnson at Dallas	4/30/87
	7	Dennis Johnson at Washington	5/28/78
	7	Marvin Webster at Denver	5/14/78
	7	Tom Burleson vs. Golden State	4/24/75
Half:	5	Shawn Kemp at Phoenix	5/26/93
	5	Dennis Johnson at Washington	5/28/78

FIELD GOALS MADE:

Game:	20	Xavier McDaniel vs. LA Lakers	5/23/87
Half:	14	Gus Williams at Dallas	4/27/84
Quarter:	11	Gus Williams at Dallas	4/17/84

FIELD GOALS ATTEMPTED:

Game:	35	Fred Brown vs. Phoenix	4/15/76
Half:	24	Fred Brown vs. Phoenix	4/15/76

FREE THROWS MADE:

Game:	14	Shawn Kemp vs. Houston	5/9/97
	14	Shawn Kemp at Chicago	6/5/96
	14	Benoit Benjamin vs. Portland	4/30/91
	14	Tom Chambers vs. Houston	5/14/87
	14	Jack Sikma vs. San Antonio	4/27/82
Half:	12	Benoit Benjamin vs. Portland	4/30/91
Quarter:	10	Shawn Kemp vs. Golden State	4/28/92
	10	Gus Williams vs. LA Lakers	4/25/79

FREE THROWS ATTEMPTED:

Game:	17	Marvin Webster at Denver	5/5/78
Half:	14	Shawn Kemp vs. Golden State	4/30/92
	14	Gus Williams at Phoenix	5/6/79
Quarter:	11	Shawn Kemp vs. Golden State	4/28/92

POINTS:

Game:	50	Karl Malone at Utah	4/22/00
Half:	27	Michael Jordan vs. Chicago	6/9/96
Quarter:	19	Rex Chapman vs. Phoenix	4/25/97
	19	James Worthy at LA Lakers	5/19/87

REBOUNDS:

Game:	25	Hakeem Olajuwon vs. Houston	5/14/87
Half:	15	Charles Barkley at Phoenix	6/5/93
Quarter:	12	Charles Barkley at Phoenix	6/5/93

ASSISTS:

Game:	19	Norm Nixon at LA Lakers	4/22/79
Half:	11	Magic Johnson vs. LA Lakers	5/25/87
	11	Norm Nixon at LA Lakers	4/22/79
Quarter:	8	Magic Johnson vs. LA Lakers	5/25/87

STEALS:

Game:	8	Tim Hardaway vs. Golden State	4/30/92
	8	Rick Barry at Golden State	4/14/75
Half:	5	Tim Hardaway vs. Golden State	4/30/92
	5	Rick Barry at Golden State	4/14/75
	5	Dave Bing at Detroit	4/10/75

BLOCKS:

Game:	8	Shaquille O'Neal vs. LA Lakers	5/12/98
	8	Dikembe Mutombo vs. Denver	5/7/94
	8	Hakeem Olajuwon vs. Houston	5/16/93
	8	George Johnson vs. Golden State	4/24/75
Half:	6	George Johnson vs. Golden State	4/24/75

FIELD GOALS MADE:

Game:	19	Hakeem Olajuwon vs. Houston	5/14/87
Half:	10	Shaquille O'Neal at LA Lakers	5/10/98
	10	James Worthy at LA Lakers	5/19/87
	10	Kareem Abdul-Jabbar at LA Lakers	4/16/78
	10	Paul Westphal at Phoenix	4/20/76
	10	Rick Barry vs. Golden State	4/17/75
	10	Bob Lanier vs. Detroit	4/12/75
Quarter:	8	James Worthy at LA Lakers	5/19/87

FIELD GOALS ATTEMPTED:

Game:	33	Hakeem Olajuwon vs. Houston	5/14/87
Half:	17	Kevin Johnson vs. Phoenix	5/3/97
	17	Alex English at Denver	4/29/88
	17	Fat Lever at Denver	4/29/88
	17	Hakeem Olajuwon vs. Houston	5/14/87
	17	Paul Westphal vs. Phoenix	5/4/79

FREE THROWS MADE:

Game:	19	Charles Barkley at Phoenix	6/5/93
Half:	19	Charles Barkley at Phoenix	6/5/93
Quarter:	11	Charles Barkley at Phoenix	6/5/93

FREE THROWS ATTEMPTED:

Game:	22	Charles Barkley at Phoenix	6/5/93
Half:	20	Charles Barkley at Phoenix	6/5/93
Quarter:	12	Charles Barkley at Phoenix	6/5/93



THUNDER TOP SINGLE-GAME PLAYOFF PERFORMANCES

POINTS:

45	Fred Brown vs. Phoenix	4/15/76
43	Dale Ellis vs. Dallas	4/28/87
42	Xavier McDaniel vs. LA Lakers	5/23/87
38	Tom Chambers vs. Houston	5/14/87
38	Gus Williams vs. LA Lakers	4/18/79
37	Gus Williams at Dallas	4/17/84
37	Fred Brown vs. Golden State	4/19/75
36	Dale Ellis vs. Houston	5/14/87
36	Gus Williams vs. San Antonio	5/5/82
36	Gus Williams vs. Washington	5/29/79

REBOUNDS:

23	Marvin Webster vs. Portland	4/23/78
20	Shawn Kemp at Phoenix	5/1/97
20	Shawn Kemp vs. Golden State	4/20/92
20	Tom Burlson at Phoenix	4/20/76
19	Shawn Kemp at Golden State	4/25/92
19	Marvin Webster vs. Washington	6/7/78
18	Shawn Kemp at LA Lakers	5/4/95
18	Shawn Kemp at Houston	5/10/96
18	Shawn Kemp at LA Lakers	5/4/95
18	Danny Vranes at Portland	4/22/83
18	Marvin Webster vs. LA Lakers	4/16/78

ASSISTS:

16	Nate McMillan vs. Houston	5/14/87
15	Nate McMillan vs. LA Lakers	5/23/87
15	Gus Williams vs. Dallas	4/21/84
14	Gary Payton at Phoenix	5/1/97
14	Gus Williams vs. Dallas	4/26/84
13	Gary Payton at LA Lakers	5/10/98
13	Gary Payton at LA Lakers	5/8/98
13	Gary Payton vs. Houston	5/15/97
13	John Johnson vs. Washington	5/27/79
12	Gary Payton at Golden State	4/23/92
12	Nate McMillan at LA Lakers	5/7/89
12	Gus Williams vs. Houston	4/25/82
12	Gus Williams vs. Houston	4/21/82

STEALS:

6	Hersey Hawkins at Houston	5/7/97
6	Shawn Kemp at Sacramento	5/2/96
6	Nate McMillan vs. Phoenix	5/30/93
6	Sedale Threatt vs. LA Lakers	5/12/89
6	Dennis Johnson vs. Portland	4/6/80
6	Slick Watts at Detroit	4/10/75
5	13 times, MR: Gary Payton vs. Houston	5/15/97

FIELD GOALS MADE:

20	Xavier McDaniel vs. LA Lakers	5/23/87
19	Fred Brown vs. Phoenix	4/15/76
18	Dale Ellis vs. Dallas	4/28/87
17	Gus Williams at Dallas	4/17/87
17	Gus Williams vs. LA Lakers	4/18/79
15	Dale Ellis vs. Dallas	5/14/87
15	Fred Brown at LA Lakers	4/22/80
15	Gus Williams at Denver	5/14/78
15	Gus Williams at Portland	4/21/78

FIELD GOALS ATTEMPTED:

35	Fred Brown vs. Phoenix	4/15/76
33	Gus Williams vs. LA Lakers	4/18/79
30	Dale Ellis at Houston	5/12/87
30	Fred Brown vs. Washington	5/21/78
29	Xavier McDaniel vs. LA Lakers	5/23/87
29	Tom Chambers vs. Houston	5/14/87
29	Dale Ellis at Houston	5/5/87
29	Gus Williams vs. San Antonio	4/28/82
28	Dale Ellis vs. Dallas	4/28/87
28	Fred Brown at Detroit	4/10/75

FREE THROWS MADE:

14	Shawn Kemp vs. Houston	5/9/97
14	Shawn Kemp at Chicago	6/5/96
14	Benoit Benjamin vs. Portland	4/30/91
14	Tom Chambers vs. Houston	5/14/87
14	Jack Sikma vs. San Antonio	4/27/82
13	Shawn Kemp at Phoenix	5/1/97
13	Shawn Kemp at Chicago	6/7/96
13	Detlef Schrempf vs. Denver	4/28/94
13	Jack Sikma vs. Phoenix	5/17/79
13	Dennis Johnson vs. Washington	5/30/78

FREE THROWS ATTEMPTED:

17	Marvin Webster at Denver	5/5/78
16	Shawn Kemp vs. Houston	5/9/97
16	Shawn Kemp at Phoenix	5/1/97
16	Shawn Kemp at Chicago	6/7/96
16	Shawn Kemp at Chicago	6/5/96
16	Gary Payton vs. Sacramento	4/46/96
16	Tom Chambers vs. Houston	5/14/87
16	Gus Williams at Phoenix	4/6/79
16	Marvin Webster at Phoenix	6/7/78
15	Shawn Kemp vs. Golden State	4/28/92
15	Jack Sikma vs. Phoenix	5/17/79
15	Dennis Johnson vs. Washington	5/30/78
15	Spencer Haywood at Golden State	4/16/75



OPPONENT TOP SINGLE-GAME PLAYOFF PERFORMANCES

POINTS:

50	Karl Malone at Utah	4/22/00
49	Hakeem Olajuwon vs. Houston	5/14/87
44	Charles Barkley at Phoenix	6/5/93
43	Charles Barkley at Phoenix	6/1/93
42	Rex Chapman vs. Phoenix	4/25/97
39	Shaquille O'Neal at LA Lakers	5/10/98
39	Clyde Drexler at Portland	4/26/91
39	James Worthy vs. LA Lakers	5/23/87
39	Paul Westphal at Phoenix	4/20/76
39	Rick Barry at Golden State	4/14/75
38	Kareem Abdul-Jabbar at LA Lakers	4/30/80
37	Mitch Richmond vs. Sacramento	4/28/96
37	Karl Malone at Utah	5/14/92

REBOUNDS:

25	Hakeem Olajuwon vs. Houston	5/14/87
24	Charles Barkley at Phoenix	6/5/93
23	Moses Malone at Houston	4/23/82
20	Charles Barkley at Houston	5/13/97
20	Dennis Rodman at Chicago	6/7/96
20	Elvin Hayes at Washington	5/28/78
19	Dennis Rodman at Chicago	6/16/96
19	Brian Williams vs. Denver	5/7/94
18	Kevin Garnett vs. Minnesota	4/24/98
18	Karl Malone at Utah	5/24/96
18	Hakeem Olajuwon at Houston	5/2/87
18	Kareem Abdul-Jabbar at LA Lakers	4/14/78

ASSISTS:

19	Norm Nixon at LA Lakers	4/22/79
17	John Stockton at Utah	5/14/92
15	John Stockton at Utah	5/6/93
15	John Stockton at Utah	5/6/92
14	Jason Kidd at Phoenix	5/1/97
14	John Stockton at Utah	5/8/92
14	Magic Johnson vs. LA Lakers	5/12/89
14	Magic Johnson vs. LA Lakers	5/7/89
14	Johnny Moore vs. San Antonio	4/28/82
13	John Stockton vs. Utah	5/12/92

STEALS:

8	Tim Hardaway vs. Golden State	4/30/92
6	Magic Johnson at LA Lakers	4/23/80
5	John Stockton at Utah	5/14/92
5	Magic Johnson at LA Lakers	5/7/89
5	Quinn Buckner vs. Milwaukee	4/20/80
5	Paul Westphal vs. Phoenix	4/25/76
5	Paul Westphal at Phoenix	4/20/76
5	Butch Beard at Golden State	4/16/75
5	Rick Barry at Golden State	4/22/75
5	Dave Bing at Detroit	4/10/75

FIELD GOALS MADE:

19	Hakeem Olajuwon vs. Houston	5/14/87
18	Karl Malone at Utah	4/22/00
16	Charles Barkley at Phoenix	6/1/93
16	James Worthy vs. LA Lakers	5/23/87
16	David Thompson at Denver	5/14/78
16	Paul Westphal at Phoenix	4/20/76
16	Rick Barry at Golden State	4/14/75
15	Shaquille O'Neal at LA Lakers	5/10/98
15	James Worthy vs. LA Lakers	5/14/89
15	George Gervin at San Antonio	4/30/82
15	Kareem Abdul-Jabbar at LA Lakers	4/25/80
15	Lionel Hollins vs. Portland	4/26/78
15	Kareem Abdul-Jabbar vs. LA Lakers	4/16/78

FIELD GOALS ATTEMPTED:

33	Hakeem Olajuwon vs. Houston	
32	Karl Malone at Utah	
31	George Gervin at San Antonio	
30	Alex English at Denver	
30	Paul Westphal vs. Phoenix	
29	Karl Malone at Utah	
29	Tim Hardaway vs. Golden State	
28	Moses Malone at Houston	
28	Kareem Abdul-Jabbar at LA Lakers	
28	Lionel Hollins vs. Portland	
28	Kareem Abdul-Jabbar at LA Lakers	

FREE THROWS MADE:

19	Charles Barkley at Phoenix	6/5/93
17	Karl Malone at Utah	5/14/92
15	Sarunas Marciulionis vs. Golden State	4/28/92
14	Tim Duncan at San Antonio	4/22/02
14	Kevin Johnson vs. Phoenix	6/5/93
13	Karl Malone at Utah	4/22/00
13	Danny Schayes at Denver	5/7/88

FREE THROWS ATTEMPTED:

22	Charles Barkley at Phoenix	6/5/93
20	Shaquille O'Neal at LA Lakers	5/10/98
18	Karl Malone at Utah	5/14/92
17	Calvin Natt vs. Portland	4/22/83
16	Tim Duncan at San Antonio	4/22/02
16	Michael Jordan at Chicago	6/7/96
16	Karl Malone vs. Utah	5/20/96
16	Kevin Johnson vs. Phoenix	6/5/93
15	Vlade Divac at LA Lakers	5/4/95
15	Tim Hardaway vs. Golden State	4/30/92
15	Sarunas Marciulionis vs. Golden State	4/28/92
15	Danny Schayes at Denver	4/29/88



THUNDER CAREER PLAYOFF LEADER

POINTS

1.	Gary Payton	1,668
2.	Gus Williams	1,602
3.	Shawn Kemp	1,386
4.	Fred Brown	1,197
5.	Jack Sikma	1,035
6.	Dennis Johnson	967
7.	Detlef Schrempf	868
8.	Sam Perkins	696
9.	John Johnson	653
10.	Dale Ellis	640

ASSISTS

1.	Gary Payton	572
2.	Nate McMillan	505
3.	Gus Williams	365
4.	John Johnson	266
5.	Dennis Johnson	198
6.	Fred Brown	193
7.	Detlef Schrempf	169
8.	Jack Sikma	165
9.	Shawn Kemp	153
10.	Derrick McKey	129

FREE THROWS MADE

1.	Shawn Kemp	411
2.	Gus Williams	301
3.	Gary Payton	250
4.	Dennis Johnson	248
5.	Jack Sikma	235
6.	Detlef Schrempf	211
7.	Fred Brown	186
8.	Ricky Pierce	154
9.	Hersey Hawkins	152
10.	Sam Perkins	148

REBOUNDS

1.	Shawn Kemp	789
2.	Jack Sikma	677
3.	Gary Payton	412
4.	Sam Perkins	375
5.	Paul Silas	360
6.	Lonnie Shelton	347
7.	Nate McMillan	343
8.	John Johnson	330
9.	Detlef Schrempf	297
10.	Marvin Webster	289

BLOCKED SHOTS

1.	Shawn Kemp	133
2.	Dennis Johnson	59
3.	Marvin Webster	58
4.	Jack Sikma	57
5.	Sam Perkins	55
6.	Derrick McKey	49
7.	Nate McMillan	43
8.	Alton Lister	39
9.	Gus Williams	38
10.	Lonnie Shelton	37

FREE THROWS ATTEMPTED

1.	Shawn Kemp	555
2.	Gus Williams	411
3.	Gary Payton	357
4.	Dennis Johnson	330
5.	Jack Sikma	290
6.	Detlef Schrempf	264
7.	Fred Brown	227
8.	Sam Perkins	184
9.	Ricky Pierce	176
10.	Hershey Hawkins	170

STEALS

1.	Gary Payton	156
2.	Gus Williams	139
3.	Nate McMillan	131
4.	Shawn Kemp	93
5.	Dennis Johnson	78
6.	Hersey Hawkins	75
7.	Fred Brown	74
8.	Jack Sikma	65
9.	Sam Perkins	56
10.	Lonnie Shelton	48

MINUTES

1.	Gary Payton	3,627
2.	Shawn Kemp	2,678
3.	Gus Williams	2,485
4.	Jack Sikma	2,473
5.	Nate McMillan	2,186
6.	Sam Perkins	2,112
7.	Dennis Johnson	2,100
8.	Detlef Schrempf	1,950
9.	Fred Brown	1,900
10.	John Johnson	1,856

3-POINT FIELD GOALS MADE

1.	Gary Payton	104
2.	Sam Perkins	102
3.	Hershey Hawkins	66
4.	Detlef Schrempf	51
5.	Dale Ellis	42
6.	Nate McMillan	37
7.	Eddie A. Johnson	20
8.	Ricky Pierce	18
9.	Dana Barros	17
10.	Brent Barry	15

GAMES PLAYED

1.	Nate McMillan	98
2.	Gary Payton	94
3.	Fred Brown	83
4.	Shawn Kemp	74
5.	Sam Perkins	71
6T.	Jack Sikma	69
6T.	Gus Williams	69
8.	John Johnson	61
9T.	Dennis Johnson	54
9T.	Paul Silas	54
9T.	Wally Walker	54

FIELD GOALS MADE

1.	Gary Payton	657
2.	Gus Williams	648
3.	Fred Brown	499
4.	Shawn Kemp	471
5.	Jack Sikma	400
6.	Dennis Johnson	357
7.	Detlef Schrempf	303
8.	Dale Ellis	280
9.	John Johnson	271
10.	Sam Perkins	270

3-POINT FIELD GOALS ATT.

1.	Gary Payton	291
2.	Sam Perkins	271
3.	Hersey Hawkins	166
4.	Nate McMillan	128
5.	Detlef Schrempf	124
6.	Dale Ellis	111
7.	Eddie A. Johnson	73
8.	Ricky Pierce	51
9.	Fred Brown	42
10.	Dana Barros	38

SCORING AVG (MIN. 10 GMS)

1.	Ray Allen	26.5
2.	Gus Williams	23.2
3.	Tom Chambers	21.6
4.	Tom Burleson	20.7
5.	Xavier McDaniel	20.0
6.	Dale Ellis	18.8
7.	Shawn Kemp	18.2
8.	Dennis Johnson	17.9
9.	Gary Payton	17.7
10.	Detlef Schrempf	16.7

FIELD GOALS ATTEMPTED

1.	Gary Payton	1,447
2.	Gus Williams	1,339
3.	Fred Brown	1,082
4.	Shawn Kemp	933
5.	Jack Sikma	891
6.	Dennis Johnson	840
7.	Sam Perkins	645
8.	Detlef Schrempf	633
9.	Dale Ellis	600
10.	John Johnson	595



IN THE PLAYOFFS, THE LAST TIME THE THUNDER...

Scored 110+ points	Sacramento, 5/3/05	W, 122-118
Scored 120+ points	Sacramento, 5/3/05	W, 122-118
Shot 50% or higher	San Antonio, 5/15/05	.500 (39-78); W, 101-89
Shot 55% or higher	Sacramento, 5/3/05	.560 (42-75); W, 122-118
Shot 60% or higher	Golden State, 4/28/92	.615 (48-78); W, 129-128
Shot 80% from the free throw line	San Antonio, 5/12/05	.848 (25-33); W, 92-91
Shot 90% from the free throw line	at Sacramento, 5/1/05	.933 (28-30); W, 115-102
Made 10+ three-pointers	L.A. Lakers, 5/4/98	11 3-PT FG; W, 106-92
Made 15+ three-pointers	at Phoenix, 5/1/97	16 3-PT FG; W, 122-115(OT)
Shot 50% or higher from three-point range	San Antonio, 5/1/02	.571 (8-14); W, 91-79
Shot 60% or higher from three-point range	at L.A. Lakers, 5/10/98	.615 (8-13); L, 100-112
Grabbed 50+ rebounds	Minnesota, 4/24/98	51 rebounds; W, 108-83
Grabbed 55+ rebounds	Phoenix, 5/28/93	55 rebounds; L, 97-104
Grabbed 60+ rebounds	Golden State, 4/30/92	60 rebounds; W, 119-116
Handed out 25+ assists	Sacramento, 5/3/05	25 assists; W 122-118
Handed out 30+ assists	at Phoenix, 5/1/97	33 assists; W, 122-115 (OT)
Had 10+ steals	San Antonio, 5/15/05	11 steals; W, 101-89
Had 15+ steals	at Houston, 5/7/97	15 steals; W, 106-101
Had 10+ blocks	San Antonio, 5/1/02	10 blocks; W, 91-79
Had five starters score in double-figures	Sacramento, 5/3/05	Allen, Lewis, James, Ridnour Evans
Had six players score in double-figures	Sacramento, 5/3/05	Allen, Lewis, James, Ridnour Evans, Collison, Daniels
Had two players score 20+ points	San Antonio, 5/1/02	Payton (28), Radmanovic (23)
Had three players score 20+ points	at L.A. Lakers, 5/8/98	Schrempf (26), Payton (22), Payton (20)
Had four players score 20+ points	at Phoenix, 4/27/76	Seals (24), Watts (24), Brown (22), Burlerson (22)
Had two players score 30+ points	at Denver 5/3/88	Chambers (34), McDaniel (30)
Had a player score 20+ points and 30+ points	Utah, 5/3/00	Payton (35), Lewis (20)
Had a player score 30+ points and 40+ points	Phoenix, 4/15/76	Brown (45), Burlerson (33)
Had two players record a double-double	at San Antonio, 4/22/02	Payton (21 pts/11 rebs) Baker (15 pts/10 rebs)
Had three players record a double-double	Utah, 4/29/00	Payton (23 pts/10 asts) Baker (15 pts/11 rebs) Lewis (14 pts/10 rebs)
Had a reserve score 20+ points	at San Antonio, 4/20/02	Baker 22
Had a reserve score 30+ points	at Phoenix 6/5/93	E. Johnson (34)
Had a player foul out	at San Antonio, 4/22/02	Baker, James
Had a player ejected	Chicago, 6/9/96	Brickowski

IN THE PLAYOFFS, THE LAST TIME A THUNDER PLAYER...

Scored 30+ points	Ray Allen, vs. San Antonio, 5/15/05	32 points
Scored 40+ points	Xavier McDaniel, vs. L.A. Lakers, 5/23/87	42 points
Grabbed 15+ rebounds	Shawn Kemp, at Houston, 5/7/97	15 rebounds
Grabbed 20+ rebounds	Shawn Kemp, at Phoenix, 5/1/97	20 rebounds
Handed out 10+ assists	Gary Payton, vs. San Antonio, 5/1/02	11 assists
Handed out 15+ assists	Nate McMillan, vs. L.A. Lakers, 5/23/87	15 assists
Had a 20/20 game	Shawn Kemp, at Phoenix, 5/1/97	24 pts/20 rebs

IN THE PLAYOFFS, THE LAST TIME A THUNDER OPPONENT...

Scored 30+ points	Tim Duncan, vs San Antonio, 5/15/05	35 points
Scored 40+ points	Rex Chapman, vs. Phoenix, 4/25/97	42 points
Scored 50+ points	Karl Malone, at Utah, 4/22/00	50 points
Grabbed 15+ rebounds	Kevin Garnett, vs. Minnesota, 4/24/98	18 rebounds
Grabbed 20+ rebounds	Charles Barkley, at Houston, 5/13/97	20 rebounds
Handed out 10+ assists	Brad Miller, vs. Sacramento, 5/3/05	11 assists
Handed out 15+ assists	John Stockton, vs. Utah, 5/5/00	15 assists
Had a 20/20 game	Charles Barkley, at Phoenix, 6/5/93	44 pts/24 rebs



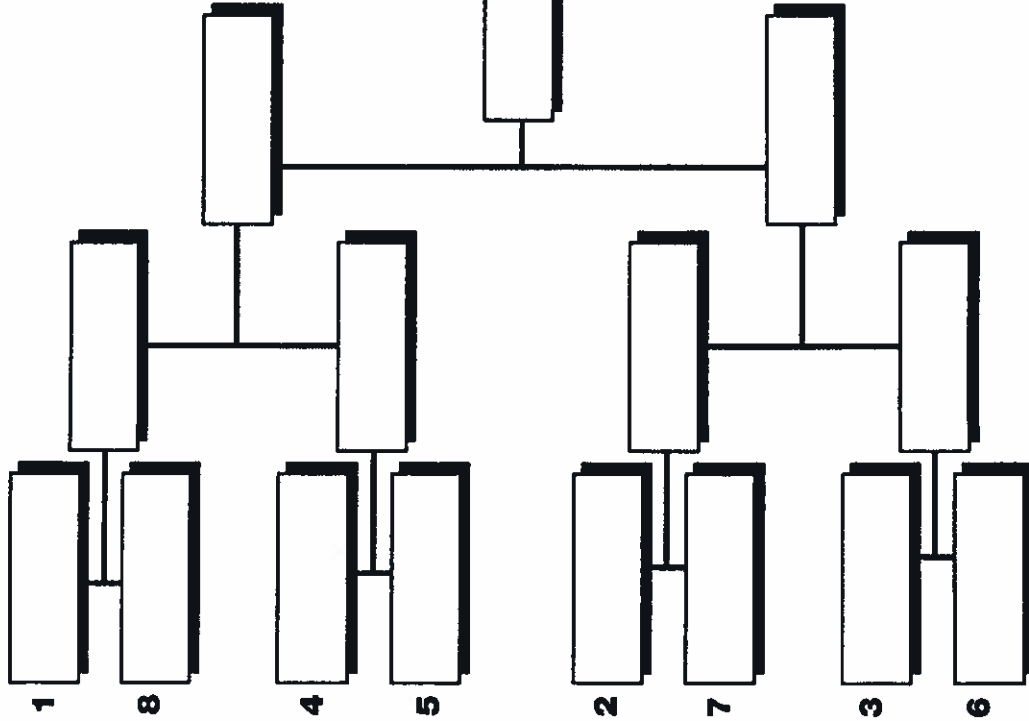
THUNDER YEAR-BY-YEAR PLAYOFF RECORD

SEASON	HOME	ROAD	TOTAL
1974-75	3-2	1-3	4-5
1975-76	2-1	0-3	2-4
1977-78	10-2	3-7	13-9
1978-79	8-1	4-4	12-5*
1979-80	4-4	3-4	7-8
1981-82	3-2	0-3	3-5
1982-83	0-1	0-1	0-2
1983-84	1-1	1-2	2-3
1986-87	4-3	3-4	7-7
1987-88	1-1	1-2	2-3
1988-89	2-2	1-3	3-5
1990-91	2-0	0-3	2-3
1991-92	3-1	1-4	4-5
1992-93	8-2	2-7	10-9
1993-94	2-1	0-2	2-3
1994-95	1-1	0-2	1-3
1995-96	8-3	5-5	13-8
1996-97	3-3	3-3	6-6
1998-99	3-3	1-3	4-6
1999-00	2-0	0-3	2-3
2001-02	1-1	1-2	2-3
2004-05	5-1	1-4	6-5
Totals	76-36 (.679)	31-74 (.295)	107-110 (.493)

*Won NBA Championship

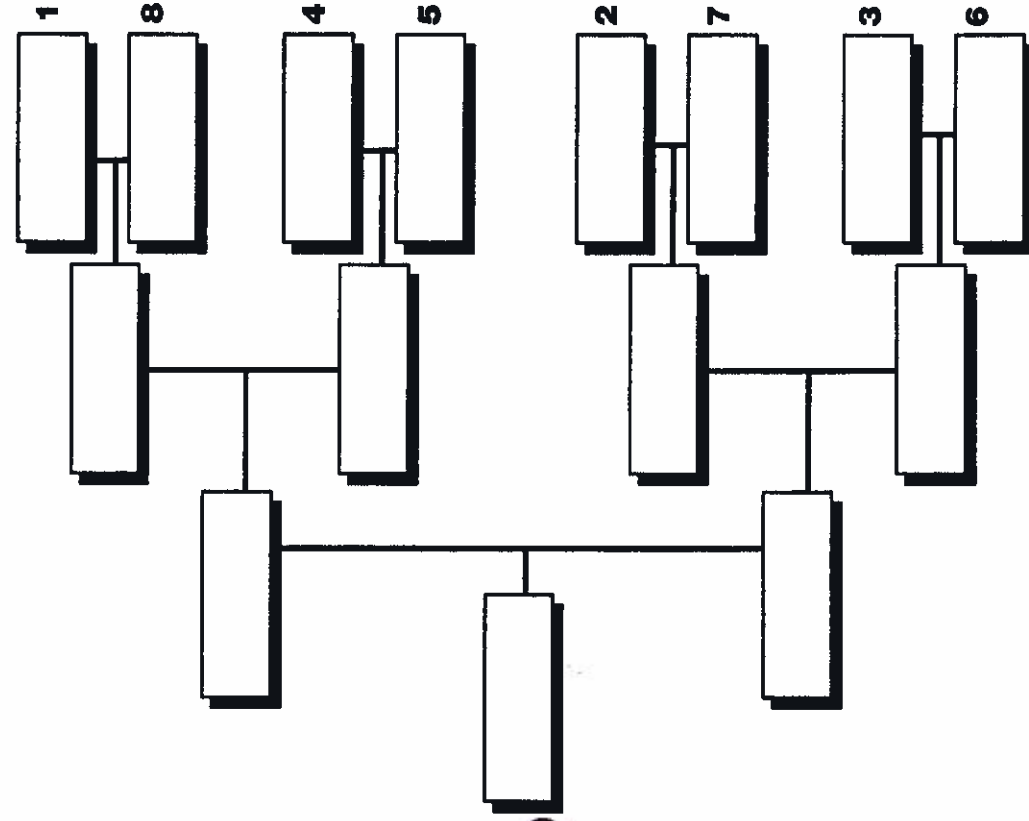
Eastern Conference

First Round	Conference Semifinals	Conference Finals
Best of Seven (2-2-1-1-1 format)	Best of Seven (2-2-1-1-1 format)	Best of Seven (2-2-1-1-1 format)



Western Conference

Conference Finals	Conference Semifinals	First Round
Best of Seven (2-2-1-1-1 format)	Best of Seven (2-2-1-1-1 format)	Best of Seven (2-2-1-1-1 format)



Eight teams in each conference qualify for NBA Playoffs 2010 which begin on Saturday, April 17. The first four seeds in each conference will continue to be given to the three division winners and the team with the next best regular season record, but these four teams will now be seeded in order of their regular season records. The remaining four teams are ranked Nos. 5-8 according to their won-lost records. The team with the better regular season won-lost record has homecourt advantage in each round of the playoffs.



DALLAS MAVERICKS (55-27)

2500 Victory Avenue
Dallas, TX 75219
(214) 665-4660 • www.mavs.com

DIRECTORY

Owner: Marck Cuban
President of Basketball Operations: Donn Nelson
Head Coach: Rick Carlisle
Assistant Coaches: Dwane Casey, Terry Stotts, Tom Sterner, Monte Mathis, Darrell Armstrong
Head Athletic Trainer: Casey Smith
Director of Basketball Communications: Sarah Melton
Basketball Communications Manager: Scott Tomlin
Basketball Communications Coordinator: Renee Felton

2009-10 SEASON SERIES (EVEN 2-2)

December 16, 2009 at Ford Center *Dallas 100 – Oklahoma City 86*

After trailing 48-43 at halftime, the Mavericks' Dirk Nowitzki recorded 24 of his game-high 35 points (9-12 FG's) in the second half as Dallas outscored Oklahoma City 57-38 in the final two periods of play...Serge Ibaka's dunk at the 8:18 mark of the fourth quarter gave the Thunder a four point lead (75-71)...The Mavericks would then respond by closing the game on a 29-11 run to secure their fifth consecutive victory.

ROSTER

No.	Player	Pos.	Ht.	Wt.	From
11	Jose Barea	G	6-0	175	Northeastern
3	Rodrique Beaubois	G	6-0	170	Pointe-a-Pitre, Gua.
4	Caron Butler	F	6-7	228	Conecticut
13	Matt Carroll	G	6-6	212	Notre Dame
25	Erick Dampier	C	6-11	265	Mississippi State
33	Brendan Haywood	C	7-0	263	North Carolina
2	Jason Kidd	G	6-4	210	California
0	Shawn Marion	F	6-7	228	UNLV
14	Eduardo Najera	F	6-8	235	Oklahoma
41	Dirk Nowitzki	F	7-0	245	Wurzberg, Ger.
92	DeShawn Stevenson	G	6-5	218	Washington Union HS
31	Jason Terry	G	6-2	180	Arizona
7	Tim Thomas	F	6-10	240	Villanova

January 15, 2010 at American Airlines Center *Dallas 99 – Oklahoma City 98*

After taking a 55-48 halftime advantage, Oklahoma City was held to 29.4% shooting in the third quarter (5-17 FG's) as the Mavericks outscored the Thunder 26-16 in the period to take a 74-71 lead into the fourth quarter...The fourth quarter featured four ties and four lead changes...Dirk Nowitzki hit the game-clinching 18-foot jump shot from the top of the key with 6.9 seconds left in regulation to give Dallas a 99-96 advantage. On the night, Nowitzki recorded 20 of his game-high 32 points in the second half...Nick Collision came off the bench and contributed 10 points (4-7 FG's) to go along with 10 rebounds for his second double-double of the season.

GENERAL INFORMATION

Home Court: American Airlines Center (19,200)
Radio: ESPN Radio 103.3 FM (Chuck Cooperstein and Brad Davis); KFLC 1270 AM - Spanish (Victor Villalba)
Television: TXA-21 and FSN Southwest (Mark Followill and Bob Ortelgel)
Team Colors: Blue, Black, Silver

February 16, 2010 at Ford Center *Oklahoma City 99 – Dallas 86*

Oklahoma City held Dallas to an opponent season-low 32.3% shooting (30-93 FGs) and 11 third quarter points as the Thunder captured their 7th straight victory...After trailing by as many as 12 points early in the contest, Oklahoma City outscored Dallas 40-28 in the second quarter to take a 56-54 halftime advantage. In the second period, the Thunder shot 73.9% (17-23 FGs) while connecting on all five of their three-point attempts...Thunder Rookie James Harden led all reserves with 17 points and six assists in 31 minutes of action...Harden paced the Thunder's second quarter blitz by recording 10 points in the period on a perfect 4-of-4 from the field including 2-of-2 from three-point range.

THUNDER VS. MAVERICKS

2009-10 vs. Mavericks

12/16/09 at Oklahoma City, Mavericks 86-100
1/15/10 at Dallas, Mavericks 98-99
2/16/10 at Oklahoma City, Thunder 99-86
4/3/10 at Dallas, Thunder 121-116

All-Times Series Record: 63-62

Playoffs: 5-4

Current Streak: Won 2

Current Home Streak: Won 1

Current Road Streak: Won 1

Largest Winning Margin: 47 (117-70, 11/25/89 at Dallas)

Largest Losing Margin: 44 (80-124, 4/11/85 at Seattle)

April 3, 2010 at American Airlines Center

Oklahoma City 121 – Dallas 116

After building a 19-point fourth quarter advantage, The Thunder survived a late Mavericks' run to "split" the season-series with Dallas while securing a playoff berth for the first time since the 2004-05 season...Eric Maynor's made free throw at the 6:42 mark of the fourth quarter gave Oklahoma City a 108-89 advantage. DAL would respond by scoring eight unanswered points in the next minute of play before trimming the Oklahoma City lead to 110-106 with 2:40 left in regulation...Maynor's 24-foot three point basket with 29 seconds remaining put Thunder ahead 116-109 and seemingly solidified the Thunder victory...Jeff Green made 9-of-15 field goals en route to 22 points.





DENVER NUGGETS (53-29)

1000 Chopper Circle
Denver, CO 80204
(303) 405-1100 • www.nuggets.com

DIRECTORY

Owner: E. Stanley Kroenke
VP of Basketball Operations: Mark Warkentien
Head Coach: George Karl
Assistant Coaches: Adrian Dantley, Tim Grgurich, John Welch
Head Athletic Trainer/Traveling Secretary: Jim Gillen
Director of Media Relations: Tim Gelt
Media Relations Manager/Website Coordinator: Dan Tolzman
Director of Player Services and Broadcast Relations: Tim Dixon

2009-10 SEASON SERIES (NUGGETS 3-1)

December 14, 2009 at Pepsi Center

Denver 102 – Oklahoma City 93

Oklahoma City committed a season-high tying 21 turnovers as Denver defeated the Thunder thanks to a combined 34 points from Chris Anderson and JR Smith off the Nuggets' bench...Carmelo Anthony finished with a team-high 31 points on 12-22 FG's while Kevin Durant posted a game-high 32 points on 9-20 FG's in the loss...With a team-high 10 rebounds, Durant recorded a double...Denver took control in the 2nd quarter when they outscored Oklahoma City 30-17 in the period...The Nuggets built a 15-point lead in the quarter as they limited the Thunder to 27.3% shooting (6-22 FG's).

January 29, 2010 at Ford Center

Oklahoma City 101 – Denver 84

Five Thunder players (Durant, Green, Westbrook, Harden and Collison) scored in double-figures as the Thunder held the Nuggets to their lowest scoring output of the season (84 points). With the win, OKC snapped Denver's eight-game win-streak...OKC limited the Nuggets to 39 second half points on 34.3% shooting (12-35 FG)...The Thunder led by as many as 22 points at the 4:13 mark of the fourth quarter after a Thabo Sefolosha driving layup...The 17-point loss is the second largest margin of defeat for DEN this season...On the night, Oklahoma City shot 51.9% (42-81 FG) from the field. The Thunder is a perfect 9-0 this season when shooting 50.0% or better.

March 3, 2010 at Pepsi Center

Denver 119 – Oklahoma City 90

Oklahoma City shot 32.5% (27-83 FGs) and sustained their largest defeat of the season by falling to Denver on the second night of a back-to-back, 90-119...Kevin Durant matched a team-high with 19 points to go along with four rebounds and three blocked shots...Thunder rookie Serge Ibaka came off the bench to record a season-high 15 points to go along with a game-high (tying) 13 rebounds for his third double-double of the season...Oklahoma City was outrebounded by a 49-45 margin and outscored in the paint 50-18. Denver forced Oklahoma City into season-high 26 turnovers.

April 7, 2010 at Ford Center

Denver 98 – Oklahoma City 94

After two Nick Collison made free throws gave the Thunder an 89-76 advantage at the 7:21 mark of the fourth quarter, the Nuggets closed the game on a 22-5 run to secure the win. Denver limited Oklahoma City to 15.0% (3-20 FGs) shooting in the fourth quarter while outscoring the Thunder 25-14 in the final period...Nuggets guard Chauncey Billups single-handedly outscored the Thunder in the fourth quarter by recording 15 (4-5 FGs) of his team-high 31 points in the final period...Kevin Durant (33 points; 11 rebounds) and Jeff Green (11 points; 10 rebounds) each recorded double-doubles...Oklahoma City shot just 1-of-14 from behind the three point arc vs. Denver...Nick Collison came off the bench to lead all reserves with 12 points to go along with nine rebounds and two blocked shots in 29 minutes.

ROSTER

No.	Player	Pos.	Ht.	Wt.	From
6	Aaron Afflalo	G	6-5	215	UCLA
30	Malik Allen	F	6-10	255	Villanova
11	Chris Anderson	F/C	6-10	228	Blinn JC (TX)
15	Carmelo Anthony	F	6-8	230	Syracuse
32	Renaldo Balkman	F	6-8	208	South Carolina
1	Chauncey Billups	G	6-3	202	Colorado
43	Brian Butch	C	6-11	240	Wisconsin
25	Anthony Carter	G	6-2	195	Hawaii
14	Joey Graham	G/F	6-7	225	Oklahoma State
22	Coby Karl	G	6-5	215	Boise State
3	Ty Lawson	G	5-11	195	North Carolina
4	Kenyon Martin	F	6-9	240	Cincinnati
31	Nenê	C	6-11	250	Sao Carlos, Brazil
27	Johan Petro	C	7-0	247	Paris, France
5	J.R. Smith	G	6-6	220	St. Benedicts Prep HS

GENERAL INFORMATION

Home Court: Pepsi Center (19,155)
Radio: KCKK 1510 AM (Jerry Schommel and Jason Kosmicki)
Television: Altitude Sports & Entertainment (Chris Marlowe and Scott Hastings)
Team Colors: Blue, Gold

THUNDER VS. NUGGETS

2009-10 vs. Nuggets

12/14/09 at Denver, Nuggets 93-102
1/29/10 at Oklahoma City, Thunder 101-84
3/3/10 at Denver, Nuggets 90-119
4/7/10 at Oklahoma City, Nuggets 94-98

All-Times Series Record: 76-68

Playoffs: 8-8

Current Streak: Lost 2

Current Home Streak: Lost 1

Current Road Streak: Lost 6

Largest Winning Margin: 47 (146-99, 1/15/91 at Seattle)

Largest Losing Margin: 54 (116-168, 3/16/08 at Denver)

2010 OKLAHOMA CITY THUNDER POSTSEASON GUIDE

thunder.nba.com





LOS ANGELES LAKERS (57-25)

555 N. Nash Street
El Segundo, CA 90245
(310) 426-6001 • www.lakers.com

DIRECTORY

Owner, President, Governor and Director: Dr. Jerry H. Buss
General Manager: Mitch Kupchak
Head Coach: Phil Jackson
Assistant Coaches: Jim Clemons, Frank Hamblen, Brian Shaw
Athletic Trainer: Gary Vitti
Vice President, Public Relations: John Black
Senior Manger, Public Relations: Alison Bogli
Manager, Public Relations: Josh Rupprecht
Coordinator, Public Relations: Nick Mazzella
Assistant, Public Relations: Matt Fleer

2009-10 SEASON SERIES (3-1 LAKERS)

November 3, 2009 at Ford Center

Los Angeles Lakers 101 – Oklahoma City 98 (OT)

In a game that featured 16 lead changes and seven ties, the Thunder took the defending NBA Champions to overtime before being outscored 11-8 in the extra session...LAL scored nine unanswered points to open the game on 70.6% first quarter shooting...The Thunder trailed by as many as 13 in the first half before using a 24-10 first half run to pull within a single point after two quarters of play...Thabo Sefolosha posted a season-high four steals as OKC forced 26 LAL turnovers (23 pts off TO's)...Los Angeles had not committed 26+ turnovers since March 25, 2007 (26 TO's vs. GSW).

November 22, 2009 at STAPLES Center

Los Angeles Lakers 101 – Oklahoma City 85

OKC rookie Serge Ibaka recorded his first career double-double thanks to 11 points and a game-high 13 rebounds...In addition, Ibaka set a career-high with five blocked shots as the Thunder tied an all-time franchise record with 16 blocked shots (most blocks in NBA this season)...OKC surrendered an opponent season-high 35 first quarter points thanks to a running 15-foot, left-handed jump shot from Bryant as time expired to end the first period.

December 22, 2009 at STAPLES Center

Los Angeles Lakers 111 – Oklahoma City 108

After trailing by as many as 11 points in the fourth quarter, OKC used a 18-7 run to trim the LAL lead to a single point (109-108) with 15.4 seconds remaining...Russell Westbrook had the opportunity to tie the contest in the final seconds, but his 25-foot three-point jump-shot came up just short as the Thunder fell to the defending NBA Champions at STAPLES Center...Serge Ibaka pulled-down a career-high 14 rebounds to go along with eight points in 28 minutes of action. Kobe Bryant led the Lakers with a game-high 40 points 14-26 FG's.

March 26, 2010 at Ford Center

Oklahoma City 91-Los Angeles Lakers 75

Oklahoma City snapped the Lakers seven-game winning streak while holding the defending NBA-Champs to a season-low 75 points on 39.2% shooting (29-74 FGs). Prior to the win, OKC had lost 12 straight contests versus Los Angeles. The last OKC franchise victory over the Lakers came on 11/5/2006...During the wire-to-wire victory Kevin Durant and Russell Westbrook combined for 47 points through three quarters to match the entire scoring output of Los Angeles. After leading 53-34 at halftime, OKC extended their lead to 33 points (80-47) at the end of the third period...Kobe Bryant did not play in the fourth quarter and was limited to 11 points on 4-of-11 FGs. On the evening Bryant committed half of Los Angeles' 18 turnovers (led to 21 Thunder points). Meanwhile, OKC turned the ball over 14 times (led to 10 LAL points.) On the season, OKC is 27-13 when committing 15 turnovers or fewer.

ROSTER

No.	Player	Pos.	Ht.	Wt.	From
37	Ron Artest	F	6-7	260	St. John's
12	Shannon Brown	G	6-4	210	Michigan State
24	Kobe Bryant	G	6-6	210	Lower Marion (HS)
17	Andrew Bynum	C	7-0	285	St. Joseph (HS)
1	Jordan Farmar	G	6-2	180	UCLA
2	Derek Fisher	G	6-1	210	Arkansas-Little Rock
16	Pau Gasol	F/C	7-0	250	Barcelona, Spain
28	DJ Mbenga	C	7-0	255	Kinshasa, DRC
6	Adam Morrison	F	6-8	205	Gonzaga
7	Lamar Odom	F	6-10	230	Rhode Island
21	Josh Powell	F	6-9	240	North Carolina St.
18	Sasha Vujacic	G	6-7	205	Maribor, Slovenia
22	Luke Walton	F	6-8	235	Arizona

GENERAL INFORMATION

Home Court: STAPLES Center (18,997)
Radio: 710 AM ESPN Radio (Sperdo Dedes and Mychal Thompson); 1330 AM ESPN Deportes (Fernando Gonzalez and Pepe Mantilla)
Television: Home Game – FSN West; Road Game – KCAL-TV (Joel Meyers and Stu Lantz)
Team Colors: Purple, Gold

THUNDER VS. LAKERS

2009-10 vs. Lakers

11/3/09 at Oklahoma City, Lakers 98-101 (OT)
11/22/09 at Los Angeles, Lakers 85-101
12/22/09 at Los Angeles, Lakers 108-111
3/26/10 at Oklahoma City, Thunder 91-75

All-Times Series Record: 84-134

Playoffs: 9-21

Current Streak: Won 1

Current Home Streak: Won 1

Current Road Streak: Lost 7

Largest Winning Margin: 33 (121-88, 11/30/00 at Seattle)

Largest Losing Margin: 38 (113-151, 2/2/68 at Los Angeles)





PHOENIX SUNS (54-28)

201 E. Jefferson Street
Phoenix, AZ 85004
(602) 379-7900 • www.suns.com

DIRECTORY

Owner: Robert Sarver
VP of Basketball Operations: Steve Kerr
EVP of Basketball Operations/Head Coach: Alvin Gentry
Assistant Coaches: Bill Cartwright, Dan Majerle, Igor Kokoskov
Head Athletic Trainer: Aaron Nelson
Vice President, Basketball Communications: Julie Fie
Managers, Basketball Communications: DC Headley, Vince Kozar
Assistant to VP Basketball Communications: Sherry Reed

2009-10 SEASON SERIES (THUNDER 2-1)

December 23, 2009 at US Airways Center *Oklahoma City 117 – Phoenix 113*

Thanks to a 38-point performance on 12-of-20 shooting from Kevin Durant, OKC knocked-off Phoenix to improve their road record to 7-7 on the season (identical 7-7 record at home)...After trailing 108-110 with 2:31 remaining in the contest, OKC went on a 9-1 spurt in the final minutes of regulation to pull-ahead 117-111 with 10.6 seconds on the clock after two made free throws by Russell Westbrook...OKC outrebounded PHX by a 48-38 margin...Amare Stoudemire converted 8-of-10 first half field goals as he recorded 23 of his team-high 35 points in the first two periods...Thunder rookies James Harden and Serge Ibaka came off the bench to score a combined 26 points on 9-17 FG's. OKC reserves outscored the PHX bench 34-12.

February 23, 2010 at Ford Center *Phoenix 104 – Oklahoma City 104*

After trailing 58-73 at the 6:40 mark of the third quarter, Oklahoma City outscored Phoenix 40-15 during the next 13 minutes before taking a 98-88 advantage thanks to a Kevin Durant 12-foot jump shot with 5:03 left in regulation...From that point forward, Oklahoma City would not convert another field goal as Phoenix closed the game on a 14-4 run to snap the Thunder's nine-game win-streak...With the game tied at 102 apiece, Jason Richardson hit the game-winning 10-foot floating jump shot in the lane with 0.7 seconds remaining...Kevin Durant recorded a game-high 36 points on 13-of-24 shooting for his... The Suns outrebounded the Thunder by a 45-35 margin...Through three quarters, Phoenix guard Grant Hill converted 8-of-9 field goal attempts en route to 18 of his 21 points...Russell Westbrook made half of his 18 shots and finished with a team-high 10 assists for his third straight double-double (includes triple-double at MIN on 2/21). The three consecutive double-doubles is a career-best for Westbrook.

April 9, 2010 at Ford Center *Oklahoma City 96 – Phoenix 91*

Oklahoma City limited the highest scoring team in the NBA to a season-low 34 second half points on 31.4% shooting after allowing 57 points on 57.5% shooting in the first half...Thunder rookie Serge Ibaka matched a career-high with 15 points (6-11 FGs) to go along with a team-high (tying) nine rebounds...Eric Maynor's driving lay-up at the 9:12 mark of the 4th quarter put Oklahoma City ahead by a score of 85-73...The Suns would respond by going on a 13-4 run after a Steve Nash lay-up trimmed the Oklahoma City lead to 89-86 with 1:23 left in regulation...Two Thunder possessions later Serge Ibaka hit the decisive five-foot jump shot to put Oklahoma City ahead by five with 33 seconds remaining...Kevin Durant scored a game-high 35 points... Jeff Green matched a career-high by creating four of the 11 Thunder steals...Oklahoma City forced Phoenix into 20 turnovers which led to 17 Thunder points...The Thunder outscored the Suns in fast break opportunities by a 26-8 margin.

ROSTER

No.	Player	Pos.	Ht.	Wt.	From
17	Louis Amundson	F	6-9	238	UNLV
10	Leandro Barbosa	G	6-3	202	Sao Paulo, Brazil
55	Earl Clark	F	6-10	225	Louisville
20	Jarron Collins	C	6-11	249	Stanford
2	Goran Dragic	G	6-3	190	Ljubljana, Slovenia
3	Jared Dudley	F	6-7	225	Boston College
8	Channing Frye	C	6-11	245	Arizona
32	Taylor Griffin	F	6-7	238	Oklahoma
33	Grant Hill	F	6-8	225	Duke
21	Dwayne Jones	F/C	6-10	251	Saint Joseph's
15	Robin Lopez	C	7-0	255	Stanford
13	Steve Nash	G	6-3	178	Santa Clara
23	Jason Richardson	G	6-6	225	Michigan State
1	Amar'e Stoudemire	F	6-10	249	Cypress Creek HS

GENERAL INFORMATION

Home Court: US Airways Center (18,422)
Radio: KTAR 620 AM (Al McCoy and Tim Kempton); KSUN 1400 AM – Spanish (Gerardo Romo and Arturo Ochoa)
Television: MY45 and FSN Arizona (Tom Leander, Eddie Johnson, Scott Williams and Gary Bender)
Team Colors: Purple, Orange, Black

THUNDER VS. SUNS

2009-10 vs. Suns

12/23/09 at Phoenix, Thunder 117-113
2/23/10 at Oklahoma City, Suns 102-104
4/9/10 at Oklahoma City, Thunder 96-91

All-Times Series Record: 87-120

Playoffs: 12-13

Current Streak: Lost 1

Current Home Streak: Lost 1

Current Road Streak: Won 1

Largest Winning Margin: 44 (151-107, 4/2/88 at Seattle)

Largest Losing Margin: 30 (86-116, 12/25/71 at Phoenix)





PORTLAND TRAIL BLAZERS (50-32)

One Center Court Suite 200
Portland, OR 97227
(503) 234-9291 • www.trailblazers.com

DIRECTORY

Owner: Paul Allen
General Manager: Kevin Pritchard
Head Coach: Nate McMillan
Lead Assistant Coach: Dean Demopoulos
Assistant Coaches: Monty Williams, Maurice Lucas, Joe Prunty, Bill Bayno
Head Athletic Trainer: Jay Jensen
Vice President of Communications: Cheri Hanson
Director of Sports Communications: Jim Taylor
Sports Communications Manager: Collin Romer

ROSTER

No.	Player	Pos.	Ht.	Wt.	From
12	LaMarcus Aldridge	F	6-11	240	Texas
88	Nicolas Batum	F	6-8	200	Lisieux, France
4	Jarryd Bayless	G	6-3	200	Arizona
21	Marcus Camby	F	6-11	235	Massachusetts
33	Dante Cunningham	F	6-8	230	Villanova
27	Travis Diener	G	6-1	175	Marquette
5	Rudy Fernandez	G	6-6	185	Palma de Mallorca, Spa.
6	Juwan Howard	F/C	6-9	253	Michigan
24	Andre Miller	G	6-2	200	Utah
8	Patrick Mills	G	6-0	185	St. Mary's (CA)
52	Greg Oden	C	7-0	285	Ohio State
31	Jeff Pendergraph	F/C	6-9	240	Arizona State
10	Joel Przybilla	C	7-1	245	Minnesota
7	Brandon Roy	G/F	6-6	211	Washington
23	Martell Webster	F	6-7	235	Seattle Prep HS

GENERAL INFORMATION

Home Court: Rose Garden Arena (19,980)
Radio: The Game 95.5 FM (Brian Wheeler and Antonio Harvey)
Television: KGW and Comcast SportsNet (Mike Barrett and Mike Rice)
Team Colors: Scarlett, Black and White

THUNDER VS. BLAZERS

2009-10 vs. Blazers

11/1/09 at Oklahoma City, Blazers 74-83
2/9/10 at Portland, Thunder 89-71
3/28/10 at Oklahoma City, Blazers 87-92
4/12/10 at Portland, Blazers 95-103

All-Times Series Record: 100-100

Playoffs: 8-8

Current Streak: Lost 2

Current Home Streak: Lost 3

Current Road Streak: Lost 1

Largest Winning Margin: 39 (122-83, 4/2/06 at Seattle)

Largest Losing Margin: 35 (84-119, 4/28/99 at Portland)

2009-10 SEASON SERIES (BLAZERS 3-1)

November 1, 2009 at Ford Center

Portland 83 – Oklahoma City 74

Despite holding POR to 36.1% shooting in the second half, OKC suffered their first defeat of the 2009-10 season after recording only 24 made field goals and six assists on the night...Steve Blake recorded a team-high 18 pts for POR including 4-of-5 from behind the 3-point line. His 3-point FG with 1:30 remaining in the fourth quarter gave POR a 77-68 advantage...Russell Westbrook scored 18 of his season and game-high 23 points in the second half (6-9 FG's). With two assists vs. POR, Westbrook's 8.3 app average ranks 8th in the NBA this season.

February 9, 2010 at Rose Garden Arena

Oklahoma City 89 – Portland 71

The Thunder defeated Portland for their sixth consecutive victory...Kevin Durant recorded a double-double with 33 points and 11 rebounds...Oklahoma City trailed 59-61 after three quarters before outscoring Portland 30-16 in the final period...In the fourth quarter, the Thunder shot 52.6% while limiting the Blazers to 33.3% shooting (6-18 FGs) during the final 12 minutes of play...Oklahoma City forced Portland into 24 turnovers which led to 30 Thunder points...Meanwhile, Oklahoma City committed just 13 turnovers on the night.

March 28, 2010 at Ford Center

Portland 92 – Oklahoma City 87

Andre Miller led the Blazers with a team-high 26 points on 9-18 FGs... After trailing by as many as seven points in the fourth quarter, Oklahoma City tied the score at 84 apiece with 3:54 left in regulation after an alley-oop dunk from Russell Westbrook to Serge Ibaka... Portland would hold OKC to 1-of-5 shooting the rest of the way while outscoring the Thunder 8-3 to secure the victory...The Thunder recorded just 16 fourth quarter points while shooting 35.7% (5-14 FGs) in the period...Kevin Durant registered a game-high 29 points and 13 rebounds...In addition to his game-high four blocked shots, Serge Ibaka led all reserves with 10 points on 5-of-6 shooting.

April 12, 2010 at Rose Garden Arena

Portland 103 – Oklahoma City 103

After leading by double-figures in the first half, OKC was outscored 60-44 in the final two periods as the Trail Blazers went on to defeat the Thunder...James Harden's 25-foot three point basket gave OKC an 84-79 advantage at the 8:44 mark of the fourth quarter...Portland would then go on a 21-4 run during the next six-plus minutes to take a 100-88 lead with just over two minutes left in the contest...The game featured 10 lead changes and 16 ties including eight lead changes and 11 ties in the fourth quarter alone...Portland outscored Oklahoma City 60-40 in the paint.





SAN ANTONIO SPURS (50-32)

One AT&T Center
San Antonio, TX 78219
(210) 444-5000 • www.spurs.com

DIRECTORY

Chairman and CEO: Peter M. Holt
President of Sports Franchises/General Manager: R.C. Buford
President of Spurs Basketball/Head Coach: Gregg Popovich
Assistant Coaches: Mike Budenholzer, Don Newman, Brett Brown, Chip Engelland, Chad Forcier
Head Athletic Trainer: Will Sevensing
Director of Media Services: Tom James
Media Services Manager: Cliff Puchalski
Senior Media Services Coordinator: Kris Davis

2009-10 SEASON SERIES (SPURS 3-1)

November 14, 2009 at AT&T Center *Oklahoma City 101 - San Antonio 98*

After trailing by double-figures in the second quarter, Oklahoma City responded in the second half by outscoring San Antonio 55-45 thanks to 55.6% Thunder shooting...Russell Westbrook recorded a double-double with 19 points, 11 assists while Jeff Green recorded 21 points and 10 rebounds...His driving layup with 46 second left in regulation gave OKC a 96-91 advantage...The game featured 13 lead changes and seven ties...Oklahoma City outrebounded San Antonio by a slight 40-38 margin...The Thunder's starters outscored Spurs' starters 83-52...Meanwhile, Oklahoma City outscored San Antonio 20-4 on second chance point opportunities.

January 13, 2010 at Ford Center *San Antonio 109 - Oklahoma City 108*

After trailing by as many as 19 points in the first half, Oklahoma City outscored San Antonio 26-13 to take a 77-76 advantage into the 4th quarter...Russell Westbrook would later send the game to overtime as he tied the score with a 16-foot jump shot with 3.8 seconds remaining in regulation...In overtime the Spurs corralled three critical offensive rebounds and in the end, Richard Jefferson hit the game-winning 13-foot jump shot to give San Antonio a 109-108 lead with 9.1 seconds remaining...Spurs' rookie DeJuan Blair posted career-highs by recording 21 rebounds and a team-high (tying) 28 points on 11-17 shooting from the field...In a career-high 50 minutes of action, Westbrook posted a double-double with 25 points and 13 assists.

February 24, 2010 at AT&T Center *San Antonio 95 - Oklahoma City 87*

In a game that featured 18 lead changes and 13 ties, Manu Ginobili recorded 10 of his game-high 26 points in the fourth quarter as the Spurs ended the Thunder's five-game road winning streak...After trailing by as many as nine points early in the second half, Oklahoma City pulled ahead 85-83 at the 4:31 mark of the fourth quarter thanks to a Russell Westbrook 18-foot jump shot...The Thunder would then miss their final eight shot attempts while the Spurs closed the game on a 12-2 run to secure the victory...Kevin Durant recorded a team-high 21 points and 12...Tim Duncan helped lead the Spurs with 19 points and a game-high 15 rebounds...On the night, SA outscored OKC 48-28 in the paint...Oklahoma City played without Nick Collision (right knee) and Serge Ibaka (lower back).

March 22, 2010 at Ford Center *San Antonio 99 - Oklahoma City 96*

Despite a season-high (tying) 45 points from Kevin Durant, the Thunder went 0-for-10 from behind the three point line in the second half as San Antonio snapped Oklahoma City's six game home win streak...Tailing by as many as eight points in the fourth quarter, Durant tied the game at 96 apiece with 49 seconds remaining after his 13-foot baseline jump shot...On the ensuing Spurs' possession Manu Ginobili was sent to the free-throw line where he would make both foul shots to put the Spurs ahead for good...Starting in place of injured Tony Parker (fractured metacarpal) George Hill set a career-high by scoring 19 of his team high 27 points in the second half.

ROSTER

No.	Player	Pos.	Ht.	Wt.	From
45	DeJuan Blair	F/C	6-7	265	Pittsburgh
10	Keith Bogans	G	6-5	215	Kentucky
15	Matt Bonner	F/C	6-10	240	Florida
21	Tim Duncan	F	6-11	260	Wake Forest
23	Alonzo Gee	G	6-6	220	Alabama
20	Manu Ginobili	G	6-6	205	Bahia Blaca, Arg.
1	Malik Hairston	G	6-6	220	Oregon
3	George Hill	G	6-2	180	IUPUI
24	Richard Jefferson	F	6-7	225	Arizona
5	Curtis Jerrells	G	6-1	195	Baylor
28	Ian Mahinmi	C	6-11	230	Rouen, France
8	Roger Mason Jr.	G/F	6-5	212	Virginia
34	Antonio McDyess	F/C	6-9	245	Alabama
9	Tony Parker	G	6-2	180	Paris, France
2	Garrett Temple	G	6-6	190	Louisiana State

GENERAL INFORMATION

Home Court: AT&T Center (18,797)
Radio: WOAI 1200 AM (Bill Schoening; KCOR 1350 AM - Spanish (Paul Castro))
Television: KENS, KMYS and FOX Sports Net (Bill Land, Sean Elliott, Andrew Monaco)
Team Colors: Silver, Black, White

THUNDER VS. SPURS

2009-10 vs. Spurs

11/14/09 at San Antonio, Thunder 101-98
1/13/10 at Oklahoma City, Spurs 108-109 (OT)
2/24/10 at San Antonio, Spurs 87-95
3/22/10 at Oklahoma City, Spurs 96-99

All-Times Series Record: 62-77

Playoffs: 5-11

Current Streak: Lost 3

Current Home Streak: Lost 3

Current Road Streak: Lost 1

Largest Winning Margin: 38 (105-67, 4/18/01 at Seattle)

Largest Losing Margin: 41 (79-120, 3/25/07 at Seattle)





UTAH JAZZ (53-29)

310 W. South Temple
Salt Lake City, UT 84101
(801) 325-2500 • www.utahjazz.com

DIRECTORY

Owner: The Miller Family
Executive VP of Basketball Operations: Kevin O'Connor
Head Coach: Jerry Sloan
Assistant Coaches: Phil Johnson, Tyrone Corbin, Scott Layden
Head Athletic Trainer: Gary Briggs
Vice President, Communications: Linda Luchetti
Director, Communications: Jonathan Rinehart
Manager, Communications: Derek Garduño
Coordinator, Communications: Hannah Lee

ROSTER

No.	Player	Pos.	Ht.	Wt.	From
5	Carlos Boozer	F	6-9	266	Duke
44	Kyrylo Fesenko	C	7-1	300	Dnepropetrovsk, Ukr.
15	Sundiata Gaines	G	6-1	195	Georgia
6	Othys Jeffers	G/F	6-5	210	Robert Morris (Ill.)
47	Andrei Kirilenko	F	6-9	225	St. Petersburg, Rus.
26	Kyle Korver	G/F	6-7	212	Creighton
41	Kosta Koufos	C	7-0	265	Ohio State
23	Wesley Matthews	G	6-5	220	Marquette
34	C.J. Miles	F	6-6	227	Skyline HS
24	Paul Millsap	F/C	6-8	250	Louisiana Tech
13	Mehmet Okur	C	6-11	263	Yalova, Turkey
17	Ronnie Price	G	6-2	184	Utah Valley Univ.
8	Deron Williams	G	6-3	207	Illinois

GENERAL INFORMATION

Home Court: EnergySolutions Arena (19,911)
Radio: KFNZ 1320 AM (David Locke)
Television: KJZZ and FSN Utah (Craig Bolerjack and Ron Boone)
Team Colors: Navy, Light Blue, Purple, Silver

THUNDER VS. JAZZ

2009-10 vs. Jazz

11/24/09 at Utah, Thunder 104-94
12/31/09 at Oklahoma City, Thunder 87-86
3/14/10 at Oklahoma City, Thunder 119-111
4/6/10 at Utah, Jazz 140-139 (OT)

All-Times Series Record: 83-70

Playoffs: 10-12

Current Streak: Lost 1

Current Home Streak: Won 2

Current Road Streak: Lost 1

Largest Winning Margin: 34 (117-83, 11/13/77 at Seattle)

Largest Losing Margin: 36 (91-127, 11/26/86 at Utah)

2009-10 SEASON SERIES (THUNDER 3-1)

November 24, 2009 at EnergySolutions Arena

Oklahoma City 104 – Utah 94

After leading 53-52 at halftime, the Thunder outscored the Jazz 31-16 in the third quarter thanks to 56.5% shooting (13-23 FG's) and 11 third quarter points from Kevin Durant (5-7 FG's)...Meanwhile, OKC held UTA to 38.9% shooting (7-18 FG's) in the period...UTA outscored OKC 54-30 in the paint...Additionally, OKC was outrebounded by a 37-31 margin.

December 31, 2009 at Ford Center

Oklahoma City 87 – Utah 86

Trailing 85-86 with 4.5 seconds remaining, Nick Collision knocked-down a pair of free-throws to give OKC a one-point lead... For the first time in his career, Russell Westbrook handed-out 10+ assists for the third consecutive game...Westbrook becomes the first OKC player to accomplish such a feat since the 2002-03 season when Antonio Daniels recorded 10+ assists in three straight...The game featured 11 lead changes and 14 ties...For the first time this season, OKC failed to allow a three-point field goal. On the night, UTA shot 0-9 from behind the three-point arc.

March 14, 2010 at Ford Center

Oklahoma City 119 – Utah 111

The Thunder shot a season-best 60.3% and made a season-high (tying) 44 field goals as Oklahoma City defeated the Utah Jazz for their fifth consecutive win... Kevin Durant (35 points) and Russell Westbrook (30 points) became the first two teammates to each score 30+ points in a single game against the Jazz since 2007...In the third quarter, the Thunder converted 14 of their 17 field goal attempts (82.4%) and built a 13-point lead (86-73) thanks to a Russell Westbrook Driving lay-up with 2:45 remaining in the period...Westbrook tallied his 30 points on an efficient 12-of-16 shooting performance to go along with 11 assists...Jazz guard Wesley Matthews recorded a career-high 29 points on 9-of-11 field goals including 6-of-7 from three-point range...Utah played without the services of Andrei Kirilenko (strained calf), Mehmet Okur (strained back) and Ronnie Price (sprained wrist).

April 6, 2010 at EnergySolutions Arena

Utah 140 – Oklahoma City 139 (OT)

In what proved to be the second-highest scoring game in the NBA this season, Deron Williams hit the game-winning 20-foot jump shot with 1.1 seconds remaining in overtime for two of his career-high 42 points (14-23 FGs)...The Thunder sent the game to overtime after trailing by 11 (121-110) with 3:01 remaining in the fourth quarter in large part due to the three-point shooting of KD...In the fourth quarter, Durant knocked-down five of his career-high seven three point field goals en route to 17 fourth quarter points...Durant finished with a season-high (tying) 45 points as the Thunder connected on season-high 13 three point field goals...The overtime period alone featured five lead changes and two ties. Jeff Green (20 points; seven rebounds) scored a six-foot driving bank shot to put OKC ahead 139-138 with 5.0 seconds left in OT. After Williams gave UTA a one-point lead with his jump shot from the top of the key on the ensuing Jazz possession, Kevin Durant had the ball blocked on the final OKC possession just before time expired.



NATIONAL BASKETBALL ASSOCIATION OFFICIAL SCORER'S REPORT FINAL BOX

10/28/2009 Ford Center, Oklahoma City, OK
 Officials: #10 Ron Garretson, #38 Michael Smith, #75 Eric Delen

Time of Game: 2:12
 Attendance: 18,203

VISITOR: Sacramento Kings (0-1)

NO	PLAYER	MIN	FG	FGA	3P	3PA	FT	FTA	OR	DR	TOT	A	PF	ST	TO	BS	PTS	
24	Deamond Mason	F 18:31	1	4	0	0	0	0	2	2	0	0	2	0	1	0	2	
34	Jason Thompson	F 30:16	3	4	0	0	5	8	5	4	9	2	4	0	1	2	11	
42	Sean May	C 17:53	2	4	0	1	2	2	0	0	0	1	1	0	1	0	6	
23	Kevin Martin	G 40:55	5	19	3	8	14	14	1	3	4	4	1	3	1	0	27	
13	Tyrece Evans	G 34:52	5	16	0	1	0	2	1	3	4	2	5	1	3	0	20	
31	Spencer Hawes	35:05	4	10	0	2	0	0	1	5	6	1	3	1	2	1	8	
16	Omri Casspi	19:05	7	10	0	2	1	2	2	4	0	1	0	1	1	1	16	
6	Andres Nocioni	23:23	2	7	0	1	0	0	6	6	0	4	0	1	0	4		
2	Sergio Rodriguez	12:53	1	3	0	1	0	0	0	1	1	3	0	0	1	0	2	
40	Jon Brockman	5:33	2	2	0	0	0	0	0	1	1	0	0	0	0	4		
20	Donte Greene	3:37	0	1	0	0	0	0	0	0	0	0	1	0	1	0		
19	Beno Udrih	DNP - Coach's Decision																
TOTALS:	32	79	3	16	22	28	10	27	37	13	23	8	12	5	8	69		
PERCENTAGES:	40.5%	18.8%	78.6%	TM REB: 9	TOT TO: 12 (14 PTS)													

HOME: OKLAHOMA CITY THUNDER (1-0)

NO	PLAYER	MIN	FG	FGA	3P	3PA	FT	FTA	OR	DR	TOT	A	PF	ST	TO	BS	PTS	
35	Kevin Durant	F 41:35	10	24	1	5	4	5	3	8	11	4	2	0	0	1	25	
22	Jeff Green	F 39:28	9	13	4	6	2	2	0	7	7	2	3	1	2	2	24	
12	Nenad Krstic	C 29:34	6	10	0	0	8	11	2	5	7	0	2	0	3	1	20	
2	Thabo Sefolosha	G 34:08	3	7	2	2	0	0	0	6	5	1	3	1	2	1	8	
0	Russell Westbrook	G 35:00	7	12	0	1	0	0	2	6	7	13	2	0	2	0	14	
7	Kevin Ollie	13:16	1	2	0	0	0	0	0	0	0	0	0	0	2	0	2	
36	Etan Thomas	15:26	1	4	0	0	0	0	1	0	1	0	1	1	1	1	2	
13	James Harden	12:59	2	2	1	1	0	0	2	2	0	3	0	0	0	5		
4	Nick Collison	15:35	0	2	0	0	2	2	0	1	1	0	3	1	0	0		
8	Serge Ibaka	DNP - Coach's Decision																
14	Shaun Livingston	DNP - Coach's Decision																
3	DJ White	DNP - Coach's Decision																
TOTALS:	39	76	8	14	16	20	8	33	41	20	19	4	12	6	10	2		
PERCENTAGES:	61.3%	67.1%	80.0%	TM REB: 7	TOT TO: 13 (10 PTS)													

SCORE BY PERIODS

	1	2	3	4	FINAL
Kings	22	28	17	21	88
THUNDER	39	28	21	13	101

Inactive: Kings - Garcia, Thomas Thunder - Bowen, Mullens, Weaver
 Technical Fouls - Defensive Three Second
 Kings: NONE
 THUNDER (1): 4:37 2nd
 Pts. in the Pt. Kings 44 (22/44), THUNDER 38 (19/35)
 2nd Chance Pts. Kings 12 (5/6), THUNDER 13 (6/7)
 FB Pts. Kings 2 (1/1), THUNDER 11 (6/6)
 MEMO: Thunder's Westbrook career-high 13 assists
 Biggest Lead Kings --, THUNDER 23
 Lead Changes 0
 Times Tied 0

Copyright (c) 2010 NBA Properties, INC. All Rights Reserved

NATIONAL BASKETBALL ASSOCIATION OFFICIAL SCORER'S REPORT FINAL BOX

10/30/2009 Palace of Auburn Hills, Detroit, MI
 Officials: #26 Tommy Nunez Jr., #33 Sean Corbin, #67 Greg Willard

Time of Game: 2:34
 Attendance: 22,076 (Sellout)

VISITOR: Oklahoma City Thunder (2-0)

NO	PLAYER	MIN	FG	FGA	3P	3PA	FT	FTA	OR	DR	TOT	A	PF	ST	TO	BS	PTS	
35	Kevin Durant	F 43:08	8	19	1	2	8	9	1	11	12	1	2	2	1	0	25	
22	Jeff Green	F 35:15	8	14	0	4	4	0	4	4	4	2	5	2	4	0	18	
12	Nenad Krstic	C 23:42	6	9	0	0	2	2	0	6	5	0	8	1	1	0	14	
2	Thabo Sefolosha	G 31:22	2	4	1	2	3	6	0	4	4	1	2	0	0	0	8	
0	Russell Westbrook	G 34:12	2	11	0	2	6	8	1	4	5	10	3	1	5	2	10	
7	Kevin Ollie	14:07	1	2	0	0	0	0	0	1	1	1	0	0	0	0	2	
36	Etan Thomas	22:43	3	6	0	0	0	1	1	2	3	0	3	0	0	0	6	
4	Nick Collison	16:00	4	5	0	0	0	0	5	3	6	0	0	0	0	0	8	
13	James Harden	16:38	1	6	0	1	0	0	1	1	2	6	3	0	0	0	2	
8	Serge Ibaka	2:53	0	0	0	0	0	0	0	0	0	1	1	0	0	0	0	
14	Shaun Livingston	DNP - Coach's Decision																
3	DJ White	DNP - Coach's Decision																
TOTALS:	33	76	2	11	23	30	9	36	45	23	28	8	11	5	9	1		
PERCENTAGES:	43.4%	18.2%	76.7%	TM REB: 5	TOT TO: 12 (8 PTS)													

HOME: DETROIT PISTONS (1-1)

NO	PLAYER	MIN	FG	FGA	3P	3PA	FT	FTA	OR	DR	TOT	A	PF	ST	TO	BS	PTS	
22	Tayshaun Prince	F 43:59	5	9	1	2	0	2	2	5	7	1	4	0	2	0	11	
31	Charlie Villanueva	F 33:40	3	12	1	5	1	2	1	4	5	0	4	0	2	0	8	
6	Ben Wallace	C 32:12	1	1	0	0	0	0	3	9	12	3	2	3	1	2	2	
7	Ben Gordon	G 38:36	8	20	2	5	7	9	0	7	7	4	3	1	2	26		
3	Rodney Stuckey	G 38:36	4	15	1	3	12	13	0	6	5	2	5	2	3	0	21	
12	Will Bynum	24:18	4	11	0	2	3	4	0	2	2	2	4	0	1	0	11	
54	Jason Madell	12:43	0	0	0	0	1	2	2	0	2	0	4	0	2	1	1	
38	Kwame Brown	15:45	1	2	0	0	2	2	1	2	3	0	0	0	2	1	4	
6	Austin Daye	1:12	0	0	0	0	0	0	0	0	0	0	0	0	0	0	0	
17	Chauncy Atkins	DNP - Coach's Decision																
33	Jones Jerabito	DNP - Coach's Decision																
9	Chris Wilcox	DNP - Coach's Decision																
TOTALS:	26	70	6	17	26	34	9	34	43	12	27	8	15	5	6	83		
PERCENTAGES:	37.1%	28.4%	76.5%	TM REB: 9	TOT TO: 16 (10 PTS)													

SCORE BY PERIODS

	1	2	3	4	FINAL
Thunder	16	22	24	29	91
PISTONS	24	21	16	22	83

Inactive: Thunder - Bowen, Mullens, Weaver Pistons - Hamilton, Summers
 Technical Fouls - Defensive Three Second
 Thunder: NONE
 PISTONS (1): 10:21 2nd
 Pts. in the Pt. Thunder 25 (14/28), PISTONS 22 (11/27)
 2nd Chance Pts. Thunder 5 (2/10), PISTONS 12 (4/6)
 FB Pts. Thunder 10 (2/2), PISTONS 18 (5/6)
 MEMO: INSTANT REPLAY OCCURRED AT GAME TIME 7:48
 MEMO: INSTANT REPLAY WAS USED AT THE END OF THE 1ST QUARTER
 Biggest Lead Thunder 10, PISTONS 8
 Lead Changes 6
 Times Tied 7

Copyright (c) 2010 NBA Properties, INC. All Rights Reserved

NATIONAL BASKETBALL ASSOCIATION OFFICIAL SCORER'S REPORT FINAL BOX

11/1/2009 Ford Center, Oklahoma City, OK
 Officials: #40 Leon Wood, #41 Ken Hauer, #62 Brian Forte

Time of Game: 2:21
 Attendance: 18,820

VISITOR: Portland Trail Blazers (2-2)

NO	PLAYER	MIN	FG	FGA	3P	3PA	FT	FTA	OR	DR	TOT	A	PF	ST	TO	BS	PTS	
23	Mattias Weber	F 38:30	4	12	1	5	1	2	1	4	5	1	2	4	1	1	10	
12	Lemar Odom	F 11:56	2	6	0	0	2	2	3	2	5	0	0	0	1	0	6	
52	Greg Oden	C 25:52	4	6	0	0	4	4	2	8	10	1	4	0	3	1	12	
7	Brandon Roy	G 35:34	5	17	1	5	5	7	0	3	3	5	2	1	1	0	16	
2	Steve Blake	G 30:54	6	8	4	5	2	2	0	3	3	5	1	1	0	0	18	
10	Joel Przybilla	18:43	1	4	0	0	0	0	2	3	5	0	4	0	2	0	2	
24	Andre Miller	20:01	1	1	0	0	2	2	1	2	3	0	4	0	1	0	4	
6	Rudy Fernandez	13:47	0	3	0	2	1	2	0	0	0	1	1	2	1	0	1	
25	Travis Outlaw	31:30	4	10	2	4	2	4	1	5	6	2	1	1	3	1	12	
8	Jwan Howard	9:13	1	3	0	0	0	0	0	0	0	0	3	0	1	0	2	
4	Jarrod Baynes	DNP - Coach's Decision																
33	Dante Cunningham	DNP - Coach's Decision																
TOTALS:	28	69	8	21	19	25	10	30	40	16	26	9	14	4	4	83		
PERCENTAGES:	40.6%	35.1%	76.0%	TM REB: 7	TOT TO: 14 (14 PTS)													

HOME: OKLAHOMA CITY THUNDER (2-1)

NO	PLAYER	MIN	FG	FGA	3P	3PA	FT	FTA	OR	DR	TOT	A	PF	ST	TO	BS	PTS	
35	Kevin Durant	F 40:42	3	20	0	4	10	14	1	4	5	0	3	0	1	2	16	
22	Jeff Green	F 42:33	6	15	1	6	6	8	4	7	11	1	3	1	3	0	19	
12	Nenad Krstic	C 20:16	0	4	0	1	0	0	2	2	4	0	1	0	0	0	0	
2	Thabo Sefolosha	G 27:40	1	2	0	0	0	0	0	1	1	1	4	1	2	0	2	
0	Russell Westbrook	G 32:01	8	12	0	1	7	10	2	2	4	2	8	2	9	1	23	
7	Kevin Ollie	15:59	2	3	0	0	0	0	0	0	0	0	1	0	0	0	4	
36	Etan Thomas	28:16	2	4	0	0	0	3	6	9	0	3	0	0	1	4		
13	James Harden	17:52	2	9	2	3	0	0	1	2	3	2	2	1	1	6		
4	Nick Collison	18:41	0	1	0	0	0	0	1	1	2	0	2	0	0	0		
8	Serge Ibaka	DNP - Coach's Decision																
14	Shaun Livingston	DNP - Coach's Decision																
3	DJ White	DNP - Coach's Decision																
TOTALS:	24	70	3	14	23	32	14	25	39	6	25	5	16	7	7	4		

NATIONAL BASKETBALL ASSOCIATION OFFICIAL SCORER'S REPORT FINAL BOX

11/6/2009 Toyota Center, Houston, TX
 Officials: #24 Mike Callahan, #50 Orlando Poole, #54 Derrick Collins

Time of Game: 2:10
 Attendance: 14,911

VISITOR: Oklahoma City Thunder (2-3)

NO.	PLAYER	MIN	FG	FGA	3P	3PA	FT	FTA	OR	DR	TOT	A	PF	ST	T	BS	PTS	
22	Jeff Green	F 32:28	3	15	0	4	0	2	1	4	5	1	2	2	1	2	8	
36	Kevin Durant	F 43:38	11	22	1	1	4	5	1	8	9	1	2	3	3	1	27	
12	Nenad Krstic	C 20:12	1	8	0	0	1	2	2	4	8	1	1	3	1	3	3	
2	Thabo Sefolosha	G 30:20	2	4	0	0	0	0	1	2	3	2	3	0	2	1	4	
0	Russell Westbrook	G 40:55	14	25	1	3	4	4	3	2	5	7	2	1	4	0	33	
36	Elan Thomas	11:48	2	3	0	0	0	0	1	0	1	0	2	0	2	1	4	
13	James Harden	10:02	2	3	0	0	0	0	0	1	1	1	1	0	1	0	4	
7	Kevin Ollie	13:48	0	1	0	0	2	2	0	1	1	1	0	0	0	0	2	
4	Nick Collison	21:38	4	6	0	0	1	2	2	6	8	0	3	1	0	2	9	
14	Shaun Livingston	5:16	1	3	0	0	0	0	0	0	0	1	0	0	0	0	2	
3	DJ White	9:53	0	2	0	0	0	0	0	1	1	0	3	0	0	0	0	
9	Serge Ibaka	DNP - Coach's Decision																
TOTALS:			40	92	2	8	12	17	11	28	40	15	19	8	13	8	94	
PERCENTAGES:			43.5%	25.0%	70.6%	TM REB: 13			TOT TO: 15 (18 PTS)									

HOME: HOUSTON ROCKETS (4-2)

NO.	PLAYER	MIN	FG	FGA	3P	3PA	FT	FTA	OR	DR	TOT	A	PF	ST	T	BS	PTS	
31	Shane Battier	F 34:32	4	5	1	2	0	0	0	2	2	1	2	1	1	1	9	
4	Luis Scola	F 31:51	6	13	0	0	3	4	1	9	10	3	1	1	2	0	19	
44	Charles Hayes	C 27:13	1	3	0	0	0	0	0	5	5	0	3	2	0	2	2	
1	Trevor Ariza	G 36:19	8	18	2	5	3	3	1	4	5	6	3	1	3	0	21	
0	Aaron Brooks	G 31:45	5	10	1	4	0	0	0	2	2	6	2	0	6	1	11	
14	Carl Landry	29:58	8	12	0	0	5	7	5	4	9	0	0	0	1	1	21	
10	Chase Budinger	21:36	6	10	2	4	2	2	1	2	3	2	1	0	1	1	16	
7	Kyle Lowry	19:47	1	4	0	1	2	3	0	3	3	8	4	1	2	4	4	
13	David Andersen	6:58	1	3	0	0	0	0	0	1	1	0	1	0	1	0	2	
43	Brian Cook	DNP - Coach's Decision																
21	Pope Menaah-Bonau	DNP - Coach's Decision																
8	Jermaine Taylor	DNP - Coach's Decision																
TOTALS:			42	78	6	16	15	19	8	32	40	26	17	6	17	10	106	
PERCENTAGES:			53.8%	37.6%	78.9%	TM REB: 4			TOT TO: 19 (21 PTS)									

SCORE BY PERIODS	1	2	3	4	FINAL
Thunder	21	24	24	25	94
ROCKETS	28	24	30	25	106

Inactive: Thunder - Bowen, Mullens, Weaver Rockets - Dorsey, McGrady, Yao
 Pts. in the Pl. Thunder 44 (22/47), ROCKETS 54 (27/44) Biggest Lead Thunder 3, ROCKETS 14
 2nd Chance Pts. Thunder 11 (4/14), ROCKETS 10 (5/7) Lead Changes 6
 FB Pts. Thunder 10 (4/8), ROCKETS 22 (8/9) Times Tied 2

Copyright (c) 2010 NBA Properties, INC. All Rights Reserved

NATIONAL BASKETBALL ASSOCIATION OFFICIAL SCORER'S REPORT FINAL BOX

11/6/2009 Ford Center, Oklahoma City, OK
 Officials: #12 Violet Palmer, #27 Dick Bavetta, #46 Matt Boland

Time of Game: 2:17
 Attendance: 18,203

VISITOR: Orlando Magic (5-2)

NO.	PLAYER	MIN	FG	FGA	3P	3PA	FT	FTA	OR	DR	TOT	A	PF	ST	T	BS	PTS	
22	Matt Barnes	F 30:14	3	7	0	4	2	2	0	5	5	0	2	0	4	1	8	
30	Brandon Bass	F 31:08	3	10	0	0	2	2	1	1	2	1	2	1	2	0	8	
12	Dwight Howard	C 32:15	5	10	0	0	10	17	3	4	7	0	4	1	4	0	20	
7	JJ Redick	G 37:15	2	11	0	6	1	1	1	2	3	3	3	0	3	0	5	
14	Jameer Nelson	G 28:19	4	10	1	2	1	1	1	3	4	3	2	1	1	0	10	
20	Michael Piatrus	35:17	4	9	2	2	5	11	0	2	2	1	1	1	3	0	15	
44	Jason Williams	19:41	0	3	0	2	0	0	0	1	1	5	1	1	0	0	0	
13	Marcin Gortat	22:16	4	8	0	0	0	0	3	3	6	0	2	0	1	1	8	
8	Anthony Johnson	3:35	0	0	0	0	0	0	0	0	0	0	0	0	0	0	0	
33	Ryan Anderson	Did Not Dress - Sprained Right Ankle																
15	Vince Carter	Did Not Dress - Sprained Left Ankle																
9	Rashard Lewis	Did Not Dress - NBA Suspension																
TOTALS:			25	68	3	16	21	34	9	21	30	14	17	7	15	2	74	
PERCENTAGES:			36.8%	18.8%	61.8%	TM REB: 9			TOT TO: 15 (14 PTS)									

HOME: OKLAHOMA CITY THUNDER (3-3)

NO.	PLAYER	MIN	FG	FGA	3P	3PA	FT	FTA	OR	DR	TOT	A	PF	ST	T	BS	PTS	
35	Kevin Durant	F 31:58	11	17	2	6	4	4	0	4	4	6	2	3	2	0	28	
22	Jeff Green	F 21:52	4	7	1	2	0	0	0	4	4	0	8	0	1	1	9	
12	Nenad Krstic	C 20:07	7	12	0	0	0	0	0	3	3	1	3	0	1	0	14	
2	Thabo Sefolosha	G 33:04	4	6	3	3	2	2	1	9	10	2	1	2	1	1	13	
0	Russell Westbrook	G 34:55	5	12	3	4	4	2	3	5	10	4	0	6	0	6	17	
36	Etan Thomas	23:08	3	6	0	0	2	3	0	6	8	0	5	0	2	0	9	
13	James Harden	19:13	2	5	0	1	2	1	3	4	5	3	2	0	0	0	6	
7	Kevin Ollie	17:38	2	2	0	0	0	0	0	1	1	1	1	0	0	0	4	
14	Shaun Livingston	14:10	0	1	0	0	0	0	0	3	3	0	1	0	2	0	0	
4	Nick Collison	17:55	1	1	0	0	0	0	0	4	4	2	3	0	0	2	2	
3	DJ White	5:57	1	1	0	0	0	0	0	1	1	0	1	0	0	1	2	
8	Serge Ibaka	DNP - Coach's Decision																
TOTALS:			40	70	9	16	13	15	4	41	45	27	29	7	16	2	102	
PERCENTAGES:			57.1%	58.3%	86.7%	TM REB: 4			TOT TO: 17 (15 PTS)									

SCORE BY PERIODS	1	2	3	4	FINAL
Thunder	25	19	13	17	74
Magic	23	30	26	23	102

Inactive: Magic - Foyle Thunder - Bowen, Mullens, Weaver
 Technical Fouls - Defensive Three Second
 Magic (1): 9:57 3rd
 THUNDER (1): 10:11 1st
 Pts. in the Pl. Magic 32 (18/38), THUNDER 32 (18/22) Biggest Lead Magic 6, THUNDER 33
 2nd Chance Pts. Magic 5 (2/5), THUNDER 5 (2/2) Lead Changes 5
 FB Pts. Magic 7 (3/3), THUNDER 11 (4/5) Times Tied 9

Copyright (c) 2010 NBA Properties, INC. All Rights Reserved

NATIONAL BASKETBALL ASSOCIATION OFFICIAL SCORER'S REPORT FINAL BOX

11/10/2009 ARCO Arena, Sacramento, CA
 Officials: #38 Kevin Fehr, #48 Scott Foster, #73 Ed Malloy

Time of Game: 2:29
 Attendance: 10,623

VISITOR: Oklahoma City Thunder (3-4)

NO.	PLAYER	MIN	FG	FGA	3P	3PA	FT	FTA	OR	DR	TOT	A	PF	ST	T	BS	PTS	
22	Jeff Green	F 35:32	6	12	1	1	6	8	2	3	5	0	3	3	2	2	19	
35	Kevin Durant	F 38:37	9	23	1	6	18	16	1	4	5	2	3	3	4	0	37	
12	Nenad Krstic	C 30:41	5	10	0	0	2	3	2	6	8	0	4	0	1	0	12	
2	Thabo Sefolosha	G 34:30	1	7	0	3	0	0	2	4	6	4	3	2	4	2	4	
0	Russell Westbrook	G 37:06	3	13	1	2	2	4	1	4	5	6	3	2	1	0	9	
13	James Harden	19:24	3	7	3	5	0	0	0	4	4	1	3	1	1	1	9	
36	Elan Thomas	15:23	1	2	0	0	0	0	2	2	0	0	0	0	0	2	2	
4	Nick Collison	15:45	3	4	0	0	0	0	0	0	0	0	4	0	3	6		
7	Kevin Ollie	10:55	0	0	0	0	0	0	0	0	0	0	3	0	0	0	0	
8	Serge Ibaka	2:08	0	0	0	0	2	2	0	1	1	0	0	0	0	1	0	
5	Kyle Weaver	DNP - Coach's Decision																
3	DJ White	DNP - Coach's Decision																
TOTALS:			31	78	6	17	30	35	8	28	36	15	28	12	15	7	98	
PERCENTAGES:			39.7%	35.3%	85.7%	TM REB: 5			TOT TO: 16 (20 PTS)									

HOME: SACRAMENTO KINGS (4-4)

NO.	PLAYER	MIN	FG	FGA	3P	3PA	FT	FTA	OR	DR	TOT	A	PF	ST	T	BS	PTS
5	Andre Nocioni	F 35:19	8	12	1	4	3	1	4	5	1	3	1	1	0	16	
34	Jason Thompson	F 39:48	6	15	0	0	9	10	7	7	14	0	6	2	5	1	21
31	Spencer Hawes	C 31:58	5	10	0	3	2	2	2	6	8	2	4	0	1	4	12
13	Tyson Evans	G 34:25	5	18	0	2	10	10	0	8	8	5	1	5	0	20	
19	Beno Udrih	G 39:52	5	11	0	2	2	2	0	4	4	3	5	2	4	0	12
18	Omer Casspi	24:16	3	5	1	3	1	3	1	2	3	1	2	1	1	0	8
20	Donte Greene	12:45	2	3	0	0	2	4	0	1	1	0	0	1	1	0	6

NATIONAL BASKETBALL ASSOCIATION OFFICIAL SCORER'S REPORT FINAL BOX

11/14/2009 AT&T Center, San Antonio, TX
 Officials: #26 Bob Detany, #56 Bill Kennedy, #74 Curtis Blair

Time of Game: 2:29
 Attendance: 17,847

VISITOR: Oklahoma City Thunder (5-4)

NO	PLAYER	MIN	FG FGA	3P 3PA	FT FTA	OR	DR	TOT	A	PF	ST	T	BS	PTS			
35	Kevin Durant	F 41:34	6 18	0 2	13 15	1	4	5	1	0	1	4	1	25			
22	Jeff Green	F 38:54	8 18	1 6	4 4	2	9	11	0	2	0	2	2	21			
12	Nenad Krstic	C 30:42	5 11	0 0	1 2	4	3	7	0	4	2	1	3	11			
2	Thabo Sefolosha	G 41:21	3 8	0 2	1 2	0	5	5	1	1	4	2	1	7			
0	Russell Westbrook	G 35:15	7 13	1 1	4 6	1	4	5	11	4	0	0	0	19			
36	Elan Thomas	6:39	1 1	0 0	0 0	0	2	2	0	1	0	2	0	2			
13	James Harden	19:57	3 6	0 1	2 3	1	1	2	1	4	1	2	1	8			
7	Kevin Ollie	12:45	0 0	0 0	2 2	0	1	1	2	2	0	0	0	2			
4	Nick Collison	12:53	3 3	0 0	0 0	0	1	1	2	0	1	0	1	6			
9	Serge Ibaka	DNP - Coach's Decision															
5	Kyle Weaver	DNP - Coach's Decision															
3	DJ White	DNP - Coach's Decision															
TOTALS:			38	77	2	12	27	34	10	30	40	16	19	8	14	10	101
PERCENTAGES:			48.8%	16.7%	79.4%												TOT TO: 16 (13 PTS)

HOME: SAN ANTONIO SPURS (4-4)

NO	PLAYER	MIN	FG FGA	3P 3PA	FT FTA	OR	DR	TOT	A	PF	ST	T	BS	PTS			
24	Richard Jefferson	F 35:07	1 4	0 1	2 2	0	4	4	4	4	0	1	0	4			
21	Tim Duncan	F 38:46	9 14	0 0	4 4	3	7	10	3	3	0	2	2	22			
45	DeJuan Blair	C 13:38	3 5	0 0	1 1	1	0	1	1	2	0	3	1	7			
10	Kelvin Bogan	G 18:54	1 2	0 1	0 0	0	1	1	0	2	1	0	0	2			
9	Tony Parker	G 31:32	7 16	0 2	3 6	0	5	5	5	2	0	4	0	17			
20	Manu Ginobili	18:08	0 8	0 4	7 7	0	4	4	6	2	2	2	0	7			
4	Michael Finley	17:23	3 6	0 2	0 0	0	1	1	2	1	0	1	0	6			
3	George Hill	31:58	7 12	2 4	2 2	1	1	2	0	5	3	1	0	18			
34	Antonio McDyeas	19:28	4 5	0 0	2 4	3	3	6	0	1	0	0	0	10			
16	Matt Bonner	15:36	2 5	1 4	0 0	0	4	4	0	1	2	1	0	5			
9	Roger Mason	3:33	0 0	0 0	0 0	0	0	0	0	1	1	0	0	0			
42	Theo Ratliff	DNP - Coach's Decision															
TOTALS:			37	79	3	18	21	25	8	30	38	22	24	8	15	3	98
PERCENTAGES:			46.6%	18.7%	84.0%												TOT TO: 15 (16 PTS)

SCORE BY PERIODS

	1	2	3	4	FINAL
Thunder	25	21	32	23	101
Spurs	25	25	21	24	95

Inactive: Thunder - Bowen, Livingston, Mullens, Spurs - Hairston, Haislip, Mehrliri
 Pts. in the Pt. Thunder 54 (27/38), SPURS 44 (22/41)
 2nd Chance Pts. Thunder 20 (8/8), SPURS 4 (1/7)
 FB Pts. Thunder 16 (8/8), SPURS 14 (6/6)
 Biggest Lead Thunder 9, SPURS 10
 Lead Changes 13
 Times Tied 7

Copyright (c) 2010 NBA Properties, INC. All Rights Reserved

NATIONAL BASKETBALL ASSOCIATION OFFICIAL SCORER'S REPORT FINAL BOX

11/15/2009 Ford Center, Oklahoma City, OK
 Officials: #22 Bill Spooner, #23 Jason Phillips, #56 Mark Ayotts

Time of Game: 2:23
 Attendance: 17,715

VISITOR: Los Angeles Clippers (4-7)

NO	PLAYER	MIN	FG FGA	3P 3PA	FT FTA	OR	DR	TOT	A	PF	ST	T	BS	PTS			
12	Al Thornton	F 32:41	7 16	0 2	6 9	3	2	5	1	4	0	2	0	20			
23	Marcus Camby	F 33:38	3 6	0 0	0 0	0	1	1	8	9	2	2	1	6			
35	Chris Kaman	C 36:38	10 15	0 0	5 6	2	6	7	1	2	0	3	1	25			
45	Russell Butler	G 23:28	3 8	2 5	0 0	0	4	4	0	4	0	2	0	8			
1	Brian Davis	G 35:30	9 20	2 6	4 4	1	4	5	6	5	3	4	0	24			
20	Steve Novak	11:54	0 1	0 1	0 0	0	0	0	0	0	0	0	0	0			
3	Sebastian Telfair	12:30	0 1	0 1	3 4	0	2	2	3	0	1	0	0	3			
5	Craig Smith	15:05	1 2	0 0	2 4	3	1	4	2	1	1	0	0	4			
21	Kaneen Ruesh	28:56	4 8	1 2	0 0	1	2	3	2	4	2	0	2	9			
9	DeAndre Jordan	9:38	1 2	0 0	0 0	2	1	2	3	0	1	0	0	2			
25	Mardy Collins	DNP - Coach's Decision															
31	Ricky Davis	DNP - Coach's Decision															
TOTALS:			38	78	5	17	20	28	12	30	42	17	21	9	12	4	101
PERCENTAGES:			48.1%	29.4%	71.4%												TOT TO: 12 (25 PTS)

HOME: OKLAHOMA CITY THUNDER (5-6)

NO	PLAYER	MIN	FG FGA	3P 3PA	FT FTA	OR	DR	TOT	A	PF	ST	T	BS	PTS			
35	Kevin Durant	F 44:22	14 25	2 4	10 11	4	4	8	1	2	1	3	1	40			
22	Jeff Green	F 21:18	3 7	0 2	1 1	1	1	0	0	4	0	2	0	7			
12	Nenad Krstic	C 29:51	5 9	0 0	0 0	0	3	2	5	1	3	1	1	10			
2	Thabo Sefolosha	G 30:22	1 9	0 0	5 5	2	3	1	7	8	2	4	1	0			
0	Russell Westbrook	G 38:41	5 17	1 4	6 6	2	7	9	7	1	2	3	0	17			
36	Elan Thomas	18:08	1 4	0 0	1 2	3	2	5	0	3	0	0	0	3			
4	Nick Collison	27:10	2 3	0 0	0 0	2	5	7	0	6	1	0	0	4			
13	James Harden	17:58	0 8	0 5	4 4	1	2	3	2	1	1	2	0	4			
7	Kevin Ollie	11:18	2 3	0 0	0 0	0	0	1	0	1	0	0	0	4			
9	Serge Ibaka	3:10	0 0	0 0	0 0	2	1	0	1	0	0	0	1	0			
5	Kyle Weaver	DNP - Coach's Decision															
3	DJ White	DNP - Coach's Decision															
TOTALS:			33	85	3	20	24	29	18	30	48	13	25	7	12	1	93
PERCENTAGES:			38.6%	15.0%	82.8%												TOT TO: 13 (17 PTS)

SCORE BY PERIODS

	1	2	3	4	FINAL
CLIPPERS	28	23	28	26	101
THUNDER	23	18	35	17	93

Inactive: Clippers - Gordon, Griffin, Skinner, Thunder - Bowen, Livingston, Mullens
 Pts. in the Pt. Clippers 46 (23/33), THUNDER 40 (20/34)
 2nd Chance Pts. Clippers 13 (8/10), THUNDER 25 (10/17)
 FB Pts. Clippers 10 (4/5), THUNDER 10 (3/4)
 Biggest Lead Clippers 13, THUNDER 3
 Lead Changes 25
 Times Tied 18

Copyright (c) 2010 NBA Properties, INC. All Rights Reserved

NATIONAL BASKETBALL ASSOCIATION OFFICIAL SCORER'S REPORT FINAL BOX

11/17/2009 American Airlines Arena, Miami, FL
 Officials: #41 Ken Maurer, #62 Brian Forts, #73 Ed Malloy

Time of Game: 2:22
 Attendance: 14,443

VISITOR: Oklahoma City Thunder (6-5)

NO	PLAYER	MIN	FG FGA	3P 3PA	FT FTA	OR	DR	TOT	A	PF	ST	T	BS	PTS			
35	Kevin Durant	F 39:34	11 23	1 2	9 9	1	8	9	8	2	1	4	1	32			
22	Jeff Green	F 31:27	4 14	1 4	4 4	0	2	2	1	1	1	1	0	13			
12	Nenad Krstic	C 28:38	5 7	0 0	0 0	0	3	3	5	8	0	4	0	10			
2	Thabo Sefolosha	G 34:40	1 8	0 2	0 0	2	7	9	4	3	4	1	0	2			
0	Russell Westbrook	G 33:28	9 13	2 3	4 4	0	1	1	7	3	1	2	1	24			
4	Nick Collison	23:53	4 5	0 0	2 3	3	3	6	0	5	0	0	0	10			
7	Kevin Ollie	14:32	0 3	0 0	0 0	0	0	0	1	0	3	0	0	0			
36	Elan Thomas	16:29	2 3	0 0	0 0	0	4	4	0	2	1	1	1	4			
13	James Harden	14:16	1 3	1 3	2 2	0	2	2	0	4	0	2	0	5			
9	Serge Ibaka	1:52	0 0	0 0	0 0	0	0	0	0	1	0	0	0	0			
5	Kyle Weaver	DNP - Coach's Decision															
3	DJ White	DNP - Coach's Decision															
TOTALS:			37	77	5	14	21	22	9	32	41	18	25	11	11	3	100
PERCENTAGES:			48.1%	35.7%	85.5%												TOT TO: 11 (4 PTS)

HOME: MIAMI HEAT (7-3)

NO	PLAYER	MIN	FG FGA	3P 3PA	FT FTA	OR	DR	TOT	A	PF	ST	T	BS	PTS			
5	Quentin Richardson	F 17:48	1 3	0 1	0 0	0	1	1	1	1	0	1	0	2			
30	Michael Beasley	F 23:00	3 9	0 2	2 2	0	0	0	0	3	0	1	1	8			
7	Jamaine O'Neal	C 38:02	8 15	0 0	3 5	3	7	10	1	2	1	1	1	19			
3	Dwyane Wade	G 39:47	6 19	1 4	9 12	2	4	6	7	1	4	6	2	22			
6	Mario Chalmers	G 31:18	3 5	0 2	1 3	2	2	4	2	3	0	2	0	7			
40	Udonis Haslem	33:48	2 7	0 0	1 2	1	8	9	1	4	0	1	0	5			
8	Carlos Arroyo	18:44	2 2	0 0	0 0	0	3	3	2	1	0	3	0	4			
50	Joel Anthony	8:43	1 1	0 0	1 2	1	1	2	0	0	0	0	0	3			
1	Dorell Wright	8:33	0 0	0 0	0 0	0	0	0	1	0	0	0	0	0			
14	Daequan Cook	24:21	5 11	4 9	3 4	0	1	1	2	3	1	0	0	17			
22	James Jones	DNP - Coach's Decision															
21	Jamaal Magloire	DNP - Coach's Decision															
TOTALS:			31	72	5	18	20	30	9	27	36	17	18	6	15	4	87
PERCENTAGES:			43.1%	27.8%	86.7%												TOT TO: 15 (14 PTS)

SCORE BY PERIODS

	1	2	3	4	FINAL
Thunder	25	20	29	26	100
HEAT	17	25	17	28	

NATIONAL BASKETBALL ASSOCIATION

11/20/2008 Ford Center, Oklahoma City, OK
 Officials: #43 Dan Crawford, #67 John Goble, #68 Marat Kogut

OFFICIAL SCORER'S REPORT

FINAL BOX

Time of Game: 2:18
 Attendance: 18,203

NO	PLAYER	MIN	FG	FGA	3P	3PA	FT	FTA	OR	DR	TOT	A	PF	ST	TO	BS	PTS
3	Caron Butler	F 38:35	7	16	4	6	4	5	1	3	4	4	2	2	3	0	22
4	Antawn Jamison	F 38:59	9	17	1	2	3	7	7	5	12	0	3	2	2	1	22
33	Brendan Haywood	C 35:58	8	12	0	0	0	7	10	17	2	3	0	2	0	16	
6	Miles Miller	G 34:31	2	4	1	1	0	0	2	2	2	2	0	3	0	5	
0	Gilbert Arenas	G 36:54	7	20	1	4	8	10	1	2	3	8	4	3	3	0	23
2	DeShawn Stevenson	12:18	0	0	0	0	2	2	0	1	1	0	3	0	1	0	2
7	Andray Blatche	14:53	3	7	0	0	0	1	0	1	0	1	0	3	0	1	2
12	Earl Boykins	17:18	5	7	0	1	1	1	0	0	2	2	1	3	0	1	6
15	Randy Foye	11:40	0	2	0	0	1	2	0	0	0	1	0	0	2	0	1
1	Nick Young	1:00	0	1	0	1	0	0	0	0	0	0	0	0	0	0	0
6	Dominic McGuire	1:00	0	0	0	0	0	0	0	0	0	0	0	0	0	0	0
34	JaVale McGee	1:00	0	1	0	0	0	0	0	0	0	0	0	0	0	0	0
TOTALS:			41	87	7	16	19	27	17	23	40	18	22	8	20	3	108
PERCENTAGES:				47.1%		46.7%		70.4%									TOT TO: 20 (25 PTS)

NO	PLAYER	MIN	FG	FGA	3P	3PA	FT	FTA	OR	DR	TOT	A	PF	ST	TO	BS	PTS	
35	Kevin Durant	F 41:36	12	21	1	4	10	13	0	6	6	6	4	3	5	1	35	
22	Jeff Green	F 39:28	8	15	1	2	2	5	9	14	2	3	1	1	0	19		
12	Nenad Krstic	C 21:11	3	4	0	0	0	0	4	4	0	4	1	1	1	6		
2	Thabo Sefolosha	G 42:51	7	15	2	3	0	2	2	4	1	1	1	1	0	2	16	
0	Russell Westbrook	G 34:22	6	12	3	6	11	12	2	2	4	7	2	2	6	0	22	
36	Elton Thomas	17:10	0	2	0	0	0	0	2	2	0	1	0	0	1	0	0	
13	James Harden	26:24	8	11	4	6	5	6	3	1	4	1	5	4	2	0	25	
7	Kevin Ollie	13:38	0	2	0	0	0	0	0	3	3	1	2	2	1	0	0	
4	Nick Collison	2:21	0	0	0	0	0	0	0	0	0	0	1	0	0	0	0	
5	Kyle Weaver	1:00	0	0	0	0	0	0	0	1	1	0	0	0	0	0	0	
9	Serge Ibaka	DNP - Coach's Decision																
3	DJ White	DNP - Coach's Decision																
TOTALS:			44	82	11	21	28	33	12	30	42	18	23	14	18	5	127	
PERCENTAGES:				53.7%		52.4%		84.8%									TOT TO: 17 (20 PTS)	

SCORE BY PERIODS	1	2	3	4	FINAL
Wizards	29	28	31	22	108
THUNDER	32	30	33	32	127

Inactive: Wizards - Crittenton, James, Oberto Thunder - Bowen, Livingston, Mullens
 Technical Fouls - Defensive Three Second
 Wizards: NONE
 THUNDER (2): 2:21 1st, 9:39 4th
 Pts. in the Pt. Wizards 52 (28/49), THUNDER 49 (24/37)
 2nd Chance Pts. Wizards 20 (9/15), THUNDER 22 (10/14)
 FB Pts. Wizards 10 (5/7), THUNDER 29 (10/13)
 Biggest Lead: Wizards 0, THUNDER 19
 Lead Changes: 6
 Times Tied: 3
 MEMO: Instant replay occurred at 8:26 of the third period.
 MEMO: Fourth sellout of the season.

Copyright (c) 2010 NBA Properties, INC. All Rights Reserved

NATIONAL BASKETBALL ASSOCIATION

11/22/2008 STAPLES Center, Los Angeles, CA
 Officials: #27 Dick Bavetta, #46 Matt Boland, #66 Haywoode Workman

OFFICIAL SCORER'S REPORT

FINAL BOX

Time of Game: 2:39
 Attendance: 18,957 (Sellout)

NO	PLAYER	MIN	FG	FGA	3P	3PA	FT	FTA	OR	DR	TOT	A	PF	ST	TO	BS	PTS	
22	Jeff Green	F 31:21	1	6	1	4	1	2	4	6	3	0	1	3	0	4		
35	Kevin Durant	F 23:08	8	20	2	5	1	1	2	4	6	2	3	0	3	2	19	
12	Nenad Krstic	C 13:31	1	2	0	0	0	0	2	1	3	0	2	0	0	2		
2	Thabo Sefolosha	G 30:28	3	5	0	1	0	0	0	6	6	1	3	0	3	1	6	
0	Russell Westbrook	G 42:28	5	16	0	3	4	6	1	6	7	3	0	0	6	3	14	
36	Elton Thomas	8:08	1	2	0	0	1	2	0	1	1	0	0	0	1	1	3	
13	James Harden	30:21	2	15	0	10	6	6	0	3	3	6	3	3	3	2	10	
7	Kevin Ollie	5:31	0	0	0	0	0	0	0	1	1	0	1	0	0	0	0	
9	Serge Ibaka	31:51	4	12	0	0	3	4	7	6	13	0	4	0	0	5	11	
3	DJ White	15:19	8	7	0	0	0	0	2	1	3	1	0	1	0	2	12	
40	Ryan Bowen	7:34	1	1	0	0	2	2	1	1	2	0	2	1	0	0	4	
4	Nick Collison	DND - Soreness left knee.																
TOTALS:			32	86	3	23	18	23	17	34	51	20	21	6	19	16	85	
PERCENTAGES:				37.2%		13.0%		78.3%									TOT TO: 19 (25 PTS)	

NO	PLAYER	MIN	FG	FGA	3P	3PA	FT	FTA	OR	DR	TOT	A	PF	ST	TO	BS	PTS
37	Ron Artest	F 28:28	2	7	2	5	1	2	1	6	7	3	2	0	3	0	7
18	Paul Gasol	F 28:43	5	13	0	0	5	6	4	8	6	1	0	0	1	15	
17	Andrew Bynum	C 28:37	9	11	0	0	7	7	3	5	8	0	1	1	2	25	
24	Kobe Bryant	G 32:16	11	23	0	2	4	4	2	4	6	7	1	2	0	0	28
2	Derek Fisher	G 23:48	2	6	0	1	0	0	0	4	4	2	3	1	1	1	4
7	Lamar Odom	19:48	1	6	0	1	0	0	2	3	5	2	1	0	1	0	2
1	Jordan Farmar	21:59	4	11	0	2	0	0	1	1	2	1	0	1	0	0	8
12	Shannon Brown	17:57	3	8	0	1	0	0	1	2	3	2	0	1	0	6	
6	Adam Morrison	7:32	1	3	0	0	0	0	0	1	1	0	0	1	0	0	2
21	Josh Powell	12:03	1	6	0	1	2	2	1	0	1	1	2	1	1	0	4
18	Sasha Vujacic	12:00	1	3	0	1	0	0	0	0	0	0	0	0	0	0	2
28	DJ White	6:48	0	4	0	0	0	0	2	2	4	0	3	0	0	0	0
TOTALS:			40	99	2	14	19	21	17	32	49	24	16	7	9	4	101
PERCENTAGES:				40.4%		14.3%		90.5%									TOT TO: 9 (10 PTS)

SCORE BY PERIODS	1	2	3	4	FINAL
Thunder	16	15	24	27	85
LAKERS	35	22	22	22	101

Inactive: Thunder - Livingston, Mullens, Weaver Lakers - Walton
 Technical Fouls - Individual
 Thunder: NONE
 LAKERS (2): Bryant 3:53 2nd, Fisher 6:42 3rd
 Pts. in the Pt. Thunder 44 (22/41), LAKERS 80 (30/81)
 2nd Chance Pts. Thunder 15 (8/16), LAKERS 15 (8/19)
 FB Pts. Thunder 13 (5/8), LAKERS 10 (4/6)
 Biggest Lead: Thunder 2, LAKERS 28
 Lead Changes: 3
 Times Tied: 1
 MEMO: OKC: Ibaka - Career high rebounds.

Copyright (c) 2010 NBA Properties, INC. All Rights Reserved

NATIONAL BASKETBALL ASSOCIATION

11/24/2008 EnergySolutions Arena, Salt Lake City, UT
 Officials: #24 Miles Robinson, #56 Bill Kennedy, #71 Rodney Mott

OFFICIAL SCORER'S REPORT

FINAL BOX

Time of Game: 2:12
 Attendance: 17,937

NO	PLAYER	MIN	FG	FGA	3P	3PA	FT	FTA	OR	DR	TOT	A	PF	ST	TO	BS	PTS	
35	Kevin Durant	F 41:54	11	22	2	4	4	2	3	5	8	2	1	2	1	28		
22	Jeff Green	F 38:32	6	13	3	7	4	4	0	6	6	2	4	3	0	18		
12	Nenad Krstic	C 25:35	4	10	0	0	0	1	5	6	4	8	1	3	0	8		
2	Thabo Sefolosha	G 36:14	1	6	0	2	2	2	2	3	1	2	0	0	0	4		
0	Russell Westbrook	G 33:23	4	10	1	2	8	10	2	1	3	3	2	0	5	0	17	
9	Serge Ibaka	20:57	3	4	0	0	1	2	1	4	5	0	3	1	0	1	7	
13	James Harden	19:58	4	8	1	2	1	1	0	2	2	1	1	0	0	10		
5	Kyle Weaver	14:37	2	3	1	1	2	2	0	0	1	1	0	2	3	7		
36	Elton Thomas	9:10	2	3	0	0	0	0	0	2	2	0	1	1	1	4		
40	Ryan Bowen	DNP - Coach's Decision																
7	Kevin Ollie	DNP - Coach's Decision																
3	DJ White	DNP - Coach's Decision																
TOTALS:			37	76	8	18	22	25	6	25	31	25	18	10	18	6	104	
PERCENTAGES:				48.7%		44.4%		88.0%									TOT TO: 16 (20 PTS)	

NO	PLAYER	MIN	FG	FGA	3P	3PA	FT	FTA	OR	DR	TOT	A	PF	ST	TO	BS	PTS
9	Ronnie Brewer	F 34:04	2	8	1	1	0	0	1	2	3	3	1	0	1	0	5
5	Carlos Boozer	F 32:32	11	16	0	0	4	4	2	5	7	3	6	2	5	0	28
13	Mehmet Okur	C 27:59	5	13	1	2											

NATIONAL BASKETBALL ASSOCIATION		OFFICIAL SCORER'S REPORT										FINAL BOX					
11/28/2008 Ford Center, Oklahoma City, OK		Time of Game: 2:18										Attendance: 18,203					
Officials: #48 Scott Foster, #59 Gary Zelmaid, #61 Courtney Kirkland																	
VISITOR: Houston Rockets (8-8)																	
NO	PLAYER	MIN	FG	FGA	3P	3PA	FT	FTA	OR	DR	TOT	A	PF	ST	TO	BS	PTS
31	Shane Battier	F 35:06	2	7	1	3	2	2	2	1	3	1	4	0	0	1	7
4	Luis Scolo	F 0:22	0	0	0	0	0	0	0	0	0	0	0	0	0	0	0
44	Charles Hayes	C 26:30	3	5	0	0	1	4	4	8	2	1	1	0	1	0	7
1	Trevor Ariza	G 40:36	7	23	1	9	2	2	0	2	2	3	3	4	3	2	17
0	Aaron Brooks	G 32:21	8	15	3	3	2	2	0	2	4	1	5	1	0	0	21
14	Carl Landry	29:54	9	16	0	0	3	4	5	6	10	0	4	2	5	1	21
10	Chase Budinger	21:07	2	8	1	4	2	1	4	5	1	0	2	1	0	0	7
13	David Anderson	29:06	5	12	1	2	1	1	4	4	8	2	2	0	1	0	12
43	Brian Cook	1:33	0	0	0	0	0	0	0	1	1	0	1	0	0	0	0
7	Kyle Lowry	16:31	1	3	0	1	4	4	2	6	3	2	0	3	0	0	6
0	Jermaine Taylor	4:55	1	3	0	1	0	0	1	0	1	1	1	0	0	0	2
TOTALS:			38	94	7	23	17	18	23	23	46	17	19	13	15	4	100
PERCENTAGES:			40.4%	30.4%	94.4%						TM REB: 9						TOT TO: 15 (18 PTS)

HOME: OKLAHOMA CITY THUNDER (9-4)																		
NO	PLAYER	MIN	FG	FGA	3P	3PA	FT	FTA	OR	DR	TOT	A	PF	ST	TO	BS	PTS	
35	Kevin Durant	F 44:51	10	19	0	3	5	5	2	7	9	6	3	2	6	3	25	
22	Jeff Green	F 40:18	5	14	0	5	0	0	1	6	7	3	4	1	0	2	12	
36	Etan Thomas	C 17:13	3	4	0	0	0	0	0	3	3	0	1	1	3	0	6	
2	Thabo Sefolosha	G 38:25	2	7	0	3	2	2	3	3	6	4	2	1	4	0	6	
0	Russell Westbrook	G 39:48	8	16	0	2	4	5	1	1	2	5	1	1	4	2	20	
9	Serge Ibaka	23:05	2	8	1	1	2	2	0	2	2	0	4	0	0	2	7	
13	James Harden	18:16	1	4	0	1	3	4	0	3	3	0	3	2	1	0	5	
29	Mike Wilks	13:49	1	2	0	0	0	0	1	1	1	1	1	0	1	0	2	
3	DJ White	3:15	3	3	0	0	2	2	1	1	2	0	0	0	0	0	8	
40	Ryan Bowen	DNP - Coach's Decision																
12	Nenad Krstic	Did Not Dress - Sore Left Achilles Tendo																
14	Shaun Livingston	DNP - Coach's Decision																
7	Kevin Ollie	Did Not Dress - Right Knee Pain																
TOTALS:			36	76	1	15	18	20	5	27	35	19	19	8	19	9	91	
PERCENTAGES:			48.0%	56.7%	90.0%						TM REB: 8						TOT TO: 20 (20 PTS)	

SCORE BY PERIODS		1	2	3	4	FINAL
ROCKETS		25	20	24	31	100
THUNDER		29	25	17	20	91

Inactive: Rockets - Dorsey, McGrady, Yao Thunder - Collison, Mullens, Weaver
 Pts. in the Pt. Rockets 48 (24/53), THUNDER 36 (19/27) Biggest Lead Rockets 9, THUNDER 10
 2nd Chance Pts. Rockets 23 (19/24), THUNDER 16 (9/10) Lead Changes 3
 FB Pts. Rockets 4 (2/4), THUNDER 13 (4/8) Times Tied 5
 MEMO: Scolo left game 11:38 1st period, will not return. Seven stitches right eyelid

Copyright (c) 2010 NBA Properties, INC. All Rights Reserved

NATIONAL BASKETBALL ASSOCIATION		OFFICIAL SCORER'S REPORT										FINAL BOX						
12/2/2008 Ford Center, Oklahoma City, OK		Time of Game: 2:08										Attendance: 17,332						
Officials: #17 Joe Crawford, #19 James Capers, #56 Mark Ayotte																		
VISITOR: Philadelphia 76ers (5-14)																		
NO	PLAYER	MIN	FG	FGA	3P	3PA	FT	FTA	OR	DR	TOT	A	PF	ST	TO	BS	PTS	
9	Andre Iguodala	F 39:37	8	15	3	5	9	9	2	4	6	5	3	2	4	1	28	
21	Thaddeus Young	F 33:29	8	14	2	3	2	2	1	3	4	0	3	2	1	0	20	
1	Samuel Dalembert	C 19:37	1	4	0	0	0	0	1	5	6	1	2	1	1	0	2	
33	Willie Green	G 40:46	5	7	2	2	2	2	1	1	2	6	2	2	2	1	14	
11	Jrue Holiday	G 36:55	6	11	3	6	0	0	0	3	3	2	4	2	2	0	15	
42	Elton Brand	28:04	4	11	0	0	5	6	2	3	5	1	4	1	2	2	13	
12	Royal Ivey	6:31	1	1	1	1	0	0	1	1	0	1	0	1	0	1	3	
25	Rodney Carney	4:15	0	0	0	0	0	0	0	0	0	0	1	1	0	0	0	
14	Jason Smith	10:36	1	2	0	0	0	0	0	0	2	2	0	1	2	1	2	
72	Jason Kapono	21:10	3	8	3	6	0	0	0	0	0	0	1	1	1	0	9	
7	Primož Brezec	DNP - Coach's Decision																
23	Louis Williams	Not With Team - Fractured Jaw																
TOTALS:			37	74	14	23	18	19	7	22	29	16	22	13	16	6	106	
PERCENTAGES:			50.0%	60.9%	94.7%						TM REB: 5						TOT TO: 16 (23 PTS)	

HOME: OKLAHOMA CITY THUNDER (10-8)																		
NO	PLAYER	MIN	FG	FGA	3P	3PA	FT	FTA	OR	DR	TOT	A	PF	ST	TO	BS	PTS	
35	Kevin Durant	F 44:51	10	21	5	7	8	8	0	5	5	2	1	3	3	1	33	
22	Jeff Green	F 41:28	8	18	3	6	0	1	3	3	6	4	3	2	1	1	19	
12	Nenad Krstic	C 24:44	5	8	0	0	2	2	2	4	0	3	0	1	1	1	12	
2	Thabo Sefolosha	G 27:46	5	8	2	3	0	0	1	5	6	2	1	1	3	0	12	
0	Russell Westbrook	G 33:33	1	11	0	3	5	6	2	3	5	15	3	2	2	0	7	
13	James Harden	27:01	3	7	1	3	2	2	3	2	5	1	1	0	3	0	9	
9	Serge Ibaka	6:05	1	2	0	0	0	0	1	1	2	0	2	1	1	0	2	
29	Mike Wilks	14:27	2	4	1	1	0	2	1	2	3	1	0	0	0	0	5	
4	Nick Collison	20:43	8	9	0	1	2	2	6	2	7	0	2	1	0	1	18	
14	Shaun Livingston	DNP - Coach's Decision																
36	Etan Thomas	DNP - Coach's Decision																
3	DJ White	DNP - Coach's Decision																
TOTALS:			43	85	12	24	19	23	18	25	43	25	18	10	14	4	117	
PERCENTAGES:			50.6%	60.0%	82.6%						TM REB: 7						TOT TO: 15 (13 PTS)	

SCORE BY PERIODS		1	2	3	4	FINAL
76ERS		33	22	27	24	106
THUNDER		29	25	34	29	117

Inactive: 76ers - Speights Thunder - Mullens, Ollie, Weaver
 Pts. in the Pt. 76ers 36 (18/31), THUNDER 48 (24/40) Biggest Lead 76ers 6, THUNDER 16
 2nd Chance Pts. 76ers 11 (6/7), THUNDER 22 (10/16) Lead Changes 16
 FB Pts. 76ers 20 (7/10), THUNDER 10 (4/7) Times Tied 8

Copyright (c) 2010 NBA Properties, INC. All Rights Reserved

NATIONAL BASKETBALL ASSOCIATION		OFFICIAL SCORER'S REPORT										FINAL BOX					
12/1/2008 Ford Center, Oklahoma City, OK		Time of Game: 2:16										Attendance: 18,203					
Officials: #10 Ron Garretson, #25 Tony Brothers, #75 Eric Dalen																	
VISITOR: Boston Celtics (18-4)																	
NO	PLAYER	MIN	FG	FGA	3P	3PA	FT	FTA	OR	DR	TOT	A	PF	ST	TO	BS	PTS
34	Paul Pierce	F 30:56	6	11	3	8	6	8	1	5	6	4	2	0	2	0	21
5	Kevin Garnett	F 25:32	10	11	0	0	3	3	2	8	8	3	1	0	3	0	23
43	Kendrick Perkins	C 35:34	5	7	0	0	3	4	2	6	8	2	2	0	0	1	13
20	Ray Allen	G 32:40	4	11	1	4	2	3	1	3	4	3	2	1	1	0	11
9	Rajon Rondo	G 30:47	7	11	0	0	1	4	1	1	2	6	2	4	1	0	15
7	Marquis Daniels	16:42	0	1	0	0	0	0	1	0	1	2	2	0	2	0	0
30	Rashad Wallace	16:02	3	7	2	2	2	2	0	3	3	1	1	1	1	0	10
13	Shaelden Williams	11:58	0	0	0	0	0	0	0	2	2	0	2	2	1	0	0
50	Eddie House	16:45	4	8	3	5	0	0	0	3	3	1	0	2	1	0	11
44	Brian Scalabrine	14:58	0	0	0	0	0	0	1	0	1	1	2	0	1	0	0
4	J.R. Giddens	8:23	0	0	0	0	0	0	1	1	1	1	3	0	1	0	1
26	Lester Hudson	5:45	0	2	0	0	0	0	0	1	1	0	0	0	2	0	0
TOTALS:			39	69	9	17	18	24	9	31	40	24	19	10	16	1	106
PERCENTAGES:			56.5%	52.9%	75.0%						TM REB: 8						TOT TO: 18 (20 PTS)

HOME: OKLAHOMA CITY THUNDER (10-9)																		
NO	PLAYER	MIN	FG	FGA	3P	3PA	FT	FTA	OR	DR	TOT	A	PF	ST	TO	BS	PTS	
35	Kevin Durant	F 38:13	13	19	1	4	9	9	1	4	5	0	4	2	3	0	36	
22	Jeff Green	F 37:07	3	10	0	5	0	0	0	2	2	1	4	1	0	1	6	
4	Nick Collison	C 11:11	1	2	0	0	0	0	1	0	1	0	4	0	0	1	2	
2	Thabo Sefolosha	G 32:27	0	3	0	0	0	0	0	5	5	3	0	3	3	0	0	
0	Russell Westbrook	G 27:11	8	16	1	3	2	4	1	2	3	4	3	0	5	0	15	
13	James Harden	23:27	1	6	0	3	4	8	0	5	5	1	1	1	1	0	6	
9	Serge Ibaka	23:36	3	5	0	0	0	1	1	2	0	2	1	1	1	0	6	
29	Mike Wilks	20:49	2	4	1	2	2	0	0	0	2	2	0	3	0	7		
36	Etan Thomas	13:14	1	1	0	0	1	2	2	2	4	0	0	0	0	0	3	
14	Shaun Livingston	8:23	0	0	0	0	0	0	0	2	2	0	0	0	0	0	0	
3	DJ White	6:23	2	2	0	0	2	2	0	1	1	0	2	0	0	0	6	
12	Nenad Krstic	Did Not Dress - Sprained Left Ankle																
TOTALS:			32	68	3	17	20	26	6	24	30	11	22	8	16	3	87	
PERCENTAGES:			47.1%	17.6%	76.9%						TM REB: 2						TOT TO: 16 (23 PTS)	

SCORE BY PERIODS		1	2	3	4	FINAL
CELTICS		31	29	28	17	105
THUNDER		20	29			

NATIONAL BASKETBALL ASSOCIATION													OFFICIAL SCORER'S REPORT												
12/11/2009 FedExForum, Memphis, TN													FINAL BOX												
Officials: #28 Tommy Nunez Jr., #33 Sean Corbin, #57 Greg Willard													Time of Game: 2:25 Attendance: 13,048												
VISITOR: Oklahoma City Thunder (12-9)																									
NO	PLAYER	MIN	FG	FGA	3P	3PA	FT	FTA	OR	DR	TOT	A	PF	ST	TO	BS	PTS								
35	Kevin Durant	F 41:14	10	22	1	7	11	12	3	7	10	4	2	0	2	2	32								
22	Jeff Green	F 42:02	5	12	1	4	0	0	1	3	4	2	4	1	2	0	11								
12	Nenad Krstic	C 27:46	7	10	0	0	1	2	6	8	0	6	0	1	2	15									
2	Thabo Sefolosha	G 30:30	2	4	0	1	3	4	1	5	6	2	2	2	2	7									
0	Russell Westbrook	G 38:18	9	16	2	5	3	5	1	6	8	7	1	1	3	23									
4	Nick Collison	17:37	4	8	0	0	0	0	4	9	7	1	4	1	1	8									
13	James Harden	22:07	2	11	0	2	2	2	3	5	4	1	2	1	1	4									
14	Shaun Livingston	12:37	0	1	0	0	0	0	0	0	0	1	1	0	1	0									
9	Serge Ibaka	8:49	0	0	0	0	0	0	0	1	1	0	1	0	1	0									
36	Etan Thomas	DNP - Coach's Decision																							
3	DJ White	DNP - Coach's Decision																							
29	Mike Wilks	DNP - Coach's Decision																							
TOTALS:			39	84	4	19	20	24	14	33	47	21	21	7	13	10	102								
PERCENTAGES:			46.4%	21.1%	83.3%																				

HOME: MEMPHIS GRIZZLIES (9-13)																									
NO	PLAYER	MIN	FG	FGA	3P	3PA	FT	FTA	OR	DR	TOT	A	PF	ST	TO	BS	PTS								
22	Rudy Gay	F 41:07	4	16	1	3	7	12	3	4	7	0	2	0	2	2	16								
50	Zach Randolph	F 40:09	8	21	0	1	3	5	11	9	20	1	1	0	2	0	19								
33	Marc Gasol	C 40:16	6	9	0	0	0	3	2	7	9	0	5	0	3	12									
32	O.J. Mayo	G 39:30	8	23	1	8	1	1	0	5	5	3	5	0	2	16									
11	Mike Conley	G 37:58	8	16	2	5	2	2	1	1	2	8	1	3	1	20									
10	Jamaal Tinsley	10:02	1	3	0	0	0	0	1	0	1	3	0	1	0	2									
4	Sam Young	18:25	2	3	0	1	1	1	1	3	4	0	2	0	2	5									
1	DeMarius Carroll	5:24	0	0	0	0	0	0	2	1	3	0	4	0	0	0									
34	Hashem Thabot	8:07	1	1	0	0	0	0	0	0	0	0	0	0	2	2									
15	Hamed Haddadi	DNP - Coach's Decision																							
45	Stevan Hunter	DNP - Coach's Decision																							
5	Marcus Williams	DNP - Coach's Decision																							
TOTALS:			38	82	4	18	14	24	21	30	51	15	20	4	12	7	94								
PERCENTAGES:			41.3%	22.2%	68.3%																				

SCORE BY PERIODS	1	2	3	4	FINAL
Thunder	29	27	10	36	102
GRIZZLIES	18	24	28	24	94

Inactive: Thunder - Mullens, Ollie, Weever Grizzlies - Arthur, Jaric
 Pts. in the Pt. Thunder 58 (29/50), GRIZZLIES 86 (33/54) Biggest Lead Thunder 17, GRIZZLIES 4
 2nd Chance Pts. Thunder 22 (10/17), GRIZZLIES 25 (9/20) Lead Changes 3
 FB Pts. Thunder 19 (8/11), GRIZZLIES 15 (6/8) Times Tied 3

MEMO: GRIZZLIES: Z.Randolph sets franchise record for rebs in qtr: 13 in 3rd.
 MEMO: (prev. 12, M.Smith, Van. vs. Dal., 3/31/06, 3rd)
 MEMO: GRIZZLIES: Z.Randolph sets franchise record for off. rebs in qtr: 7 in 3rd.
 MEMO: (prev. 8, M.Smith, Van. vs. Dal., 3/31/06, 3rd)
 MEMO: GRIZZLIES: Z.Randolph sets franchise record for off. rebs in a game with 11
 MEMO: GRIZZLIES: Z.Randolph sets franchise record for rebounds in a half with 16

Copyright (c) 2010 NBA Properties, INC. All Rights Reserved

NATIONAL BASKETBALL ASSOCIATION													OFFICIAL SCORER'S REPORT												
12/13/2009 Ford Center, Oklahoma City, OK													FINAL BOX												
Officials: #40 Leon Wood, #66 Haywood Workman, #9 Derrick Stafford													Time of Game: 2:17 Attendance: 18,203												
VISITOR: Cleveland Cavaliers (17-7)																									
NO	PLAYER	MIN	FG	FGA	3P	3PA	FT	FTA	OR	DR	TOT	A	PF	ST	TO	BS	PTS								
23	LeBron James	F 38:35	16	29	5	8	7	10	0	7	7	6	1	4	1	1	44								
21	J.J. Hickson	F 22:20	4	8	0	0	1	1	1	3	4	1	3	1	0	0	9								
33	Shaqille O'Neal	C 18:16	2	7	0	0	1	2	1	5	6	2	5	0	3	2	5								
18	Anthony Parker	G 28:03	2	5	1	3	0	0	0	2	2	0	3	1	1	5									
0	Mo Williams	G 37:19	6	16	4	9	2	2	2	2	4	4	1	1	4	0	22								
17	Anderson Varejao	30:10	2	4	0	0	0	0	5	5	10	1	2	0	3	0	4								
11	Zydrunas Ilgauskas	20:09	0	3	0	0	0	0	1	2	3	1	3	0	0	0	0								
13	Drazen Petrovic	20:06	2	4	0	0	0	0	0	2	2	3	1	1	0	4									
15	Jamario Moon	24:06	4	6	1	2	0	0	1	3	4	0	3	1	1	1	9								
31	Jawad Williams	0:56	0	0	0	0	0	0	0	0	0	0	0	0	0	0	0								
00	Darnell Jackson	DNP - Coach's Decision																							
5	Coby Karl	DNP - Coach's Decision																							
TOTALS:			40	84	11	22	11	15	11	31	42	18	22	9	14	6	102								
PERCENTAGES:			47.6%	50.0%	73.3%																				

HOME: OKLAHOMA CITY THUNDER (12-10)																									
NO	PLAYER	MIN	FG	FGA	3P	3PA	FT	FTA	OR	DR	TOT	A	PF	ST	TO	BS	PTS								
35	Kevin Durant	F 42:06	9	19	2	8	8	10	0	5	5	2	2	4	7	1	29								
22	Jeff Green	F 40:07	7	13	2	5	10	11	1	3	4	1	0	0	0	1	26								
12	Nenad Krstic	C 30:58	8	9	0	0	0	0	2	6	2	2	1	0	1	0	16								
2	Thabo Sefolosha	G 28:10	0	4	0	0	0	0	1	3	4	0	2	2	1	0	4								
0	Russell Westbrook	G 34:10	4	15	0	3	2	2	0	3	3	5	4	0	2	0	10								
4	Nick Collison	17:01	0	0	0	0	0	0	3	4	0	2	2	1	3	0	0	3							
9	Serge Ibaka	12:05	4	4	0	0	0	0	4	4	0	2	0	2	0	0	8								
13	James Harden	20:55	1	3	0	0	1	2	1	1	2	2	2	0	2	0	3								
14	Shaun Livingston	14:27	2	3	0	0	0	0	1	3	4	1	0	0	1	0	4								
36	Etan Thomas	DNP - Coach's Decision																							
3	DJ White	DNP - Coach's Decision																							
29	Mike Wilks	DNP - Coach's Decision																							
TOTALS:			30	69	4	18	25	29	6	30	38	14	17	7	16	4	89								
PERCENTAGES:			43.6%	25.0%	66.2%																				

SCORE BY PERIODS	1	2	3	4	FINAL
Cavaliers	27	22	28	24	102
THUNDER	29	25	22	13	89

Inactive: Cavaliers - Gibson, Green, Powe Thunder - Mullens, Ollie, Weever
 Technical Fouls - Defensive Three Second
 Cavaliers (2): 7:36 1st, 7:34 3rd
 THUNDER (1): 1:21 3rd
 Pts. in the Pt. Cavaliers 42 (21/37), THUNDER 40 (20/31) Biggest Lead Cavaliers 15, THUNDER 5
 2nd Chance Pts. Cavaliers 11 (5/13), THUNDER 6 (3/8) Lead Changes 5
 FB Pts. Cavaliers 28 (10/10), THUNDER 17 (9/8) Times Tied 10

Copyright (c) 2010 NBA Properties, INC. All Rights Reserved

NATIONAL BASKETBALL ASSOCIATION													OFFICIAL SCORER'S REPORT												
12/14/2009 Pepsi Center, Denver, CO													FINAL BOX												
Officials: #24 Mike Callahan, #58 Zach Zarba, #78 Scott Twardoski													Time of Game: 2:28 Attendance: 18,022												
VISITOR: Oklahoma City Thunder (12-11)																									
NO	PLAYER	MIN	FG	FGA	3P	3PA	FT	FTA	OR	DR	TOT	A	PF	ST	TO	BS	PTS								
35	Kevin Durant	F 38:46	9	20	2	4	12	13	1	9	10	3	4	2	5	1	32								
22	Jeff Green	F 38:48	3	8	1	3	1	1	1	6	7	3	1	0	1	3	8								
12	Nenad Krstic	C 19:10	0	6	0	0	1	2	2	4	2	4	1	1	2	1	0								
2	Thabo Sefolosha	G 24:18	4	8	1	1	2	4	1	1	2	1	2	2	2	1	11								
0	Russell Westbrook	G 37:49	5	15	0	2	4	5	3	6	8	4	0	4	0	14									
4	Nick Collison	27:00	5	8	1	1	4	4	0	5	5	0	3	1	0	0	14								
13	James Harden	23:42	3	7	1	1	2	2	1	3	6	4	0	4	0	0	9								
14	Shaun Livingston	10:11	1	3	0	1	0	0	1	0	1	2	1	1	1	0	2								
9	Serge Ibaka	14:12	1	4	0	0	0	0	1	1	2	0	3	0	1	2	2								
3	DJ White	8:04	0	0	0	0	0	0	0	1	1	1	3	0	1	0	0								
36	Etan Thomas	DNP - Coach's Decision																							
29	Mike Wilks	DNP - Coach's Decision																							
TOTALS:			31	79	5	13	26	31	12	29	41	23	29	7	20	9	93								
PERCENTAGES:			39.2%	36.5%	83.9%																				

HOME: DENVER NUGGETS (18-7)																									
NO	PLAYER	MIN	FG	FGA	3P	3PA	FT	FTA	OR	DR	TOT	A	PF	ST	TO	BS	PTS								
15	Carmelo Anthony	F 38:01	12	22	1	2	6	6	0	5	5	2	5	0	3	0	31								
4	Karron Martin	F 37:11	3	12	0	0	0	0	6	5	11	1	4	0	3	1	6								
31	Nene	C 26:46	6	11	0	0	1	3	4	5	9	3	8	1	1	2	13								
6	Aaron Affalo	G 21:17	1	7	1	3	0	0	0	0	0	1	1	1	1	0	3								
1	Chauncey Billups	G 37:32	1	6	1	4	9	9	0	1	7	2	4	4	1	1	12								
11	Chris Andersen	32:00	3	5	0	0	9	10	3	8	11	0	3	3	0	0	9								
5	J.R. Smith	32:32	5	14	1	5	8	10	1	2	3	2	4	0	3	0	19								
3	Ty Lawson	14:41	1	3	0	0	1	2	0	0	0	4	1	1	2	0	3								
30	Malik Allen	DNP - Coach's Decision																							
25	Anthony Carter	DNP - Coach's Decision																							
14	Joey Graham	DNP - Coach's Decision																							
27	Johan Petro	DNP - Coach's Decision																							
TOTALS:			32	80	4	14	34	40	14	28	40	20	26	10	17	7	102								
PERCENTAGES:			40.0%	28.6%	85.0%																				

SCORE BY PERIODS	1	2	3	4	FINAL
Thunder	23	17	21	32	93
NUGGETS	25	30	19	28	102

Inactive: Thunder - Mullens, Ollie, Weever Nuggets - Ballman
 Technical Fouls - Individual
 Thunder: NONE
 NUGGETS (1): Smith 0:59.0 3rd
 Thunder (1): 4:55 3rd
 Technical Fouls - Defensive Three Second
 Thunder (1): 4:55 3rd
 NUGGETS: NONE
 Pts. in the Pt. Thunder 40 (20/45), NUGGETS 38 (18/43) Biggest Lead Thunder 4, NUGGETS 19
 2nd Chance Pts. Thunder 12 (5/10), NUGGETS 17 (6/14) Lead Changes 4
 FB Pts. Thunder 14 (3/8), NUGGETS 6 (1/5) Times Tied 1

Copyright (c) 2010 NBA Properties, INC. All Rights Reserved

NATIONAL BASKETBALL ASSOCIATION													OFFICIAL SCORER'S REPORT												
12/16/2009 Ford Center, Oklahoma City, OK													FINAL BOX												
Officials: #22 Bill Spooner, #23 Jason Phillips, #31 Scott Wells													Time of Game: 2:31 Attendance: 18,203												
VISITOR: Dallas Mavericks (19-7)																									
NO	PLAYER	MIN	FG	FGA	3P	3PA	FT	FTA	OR	DR	TOT	A	PF	ST	TO	BS	PTS								
0	Shawn Marion	F 28:01	5	9	0	0	2																		

NATIONAL BASKETBALL ASSOCIATION													OFFICIAL SCORER'S REPORT				
12/18/2009 Ford Center, Oklahoma City, OK													FINAL BOX				
Officials: #34 Marc Davis, #46 Matt Boland, #64 Eli Roe													Time of Game: 2:29				
Attendance: 17,774																	
VISITOR: Detroit Pistons (11-15)																	
NO	PLAYER	MIN	FG	FGA	3P	3PA	FT	FTA	OR	DR	TOT	A	PF	ST	TQ	BS	PTS
33	Jones Jerabko	F 32:36	5	10	0	1	2	2	4	2	8	0	3	2	0	0	12
54	Jason Madell	F 27:26	2	7	0	0	0	0	3	4	7	1	2	0	0	1	4
6	Ben Wallace	C 24:33	2	3	0	0	0	0	4	4	8	1	1	0	0	0	4
3	Rodney Stuckey	G 38:30	11	24	0	2	9	8	1	4	5	3	4	1	4	0	31
17	Chucky Adina	G 22:41	1	5	0	1	0	0	0	1	2	3	1	1	0	2	
31	Charlie Villanueva	24:42	6	17	3	6	1	1	2	3	5	0	3	0	2	2	18
5	Austin Daye	20:26	1	3	1	2	1	2	0	0	0	0	6	0	1	1	4
12	Will Bynum	25:25	6	9	0	0	0	0	4	4	8	4	1	1	0	12	
35	DeJuan Summers	7:41	1	2	1	2	2	0	0	0	0	0	3	1	1	0	5
8	Chris Wilcox	18:01	4	4	0	0	0	0	2	2	4	0	2	0	2	1	8
38	Kwame Brown	DNP - Coach's Decision															
32	Richard Hamilton	DNP - Coach's Decision															
TOTALS:		39	84	5	14	15	16	16	24	40	13	31	8	12	5	98	
PERCENTAGES:		46.4%	35.7%	83.6%												TOT TO: 15 (20 PTS)	
HOME: OKLAHOMA CITY THUNDER (13-12)																	
NO	PLAYER	MIN	FG	FGA	3P	3PA	FT	FTA	OR	DR	TOT	A	PF	ST	TQ	BS	PTS
35	Kevin Durant	F 38:36	7	17	2	6	11	15	1	5	6	1	4	0	3	1	27
22	Jeff Green	F 40:26	6	13	2	4	5	7	0	2	2	4	1	2	1	1	19
12	Nenad Krstic	C 18:26	5	9	0	0	0	0	3	5	8	1	0	0	2	3	10
2	Thabo Sefolosha	G 20:07	4	5	1	1	0	0	2	2	4	2	2	0	0	1	9
0	Russell Westbrook	G 30:07	2	7	1	1	9	12	1	2	3	5	1	0	0	0	14
8	Serge Ibaka	22:43	6	9	0	0	0	0	3	2	5	0	0	1	1	1	12
13	James Harden	25:48	6	11	2	3	2	2	1	2	3	7	4	1	1	1	14
14	Shaun Livingston	19:58	0	0	0	0	0	0	0	0	0	0	3	2	0	0	0
4	Nick Collison	25:50	2	3	0	0	0	0	3	4	7	1	2	2	0	0	4
36	Etan Thomas	DNP - Coach's Decision															
3	DJ White	DNP - Coach's Decision															
29	Miles Williams	DNP - Coach's Decision															
TOTALS:		37	74	8	16	27	36	14	24	36	24	16	6	12	10	109	
PERCENTAGES:		50.0%	63.3%	75.0%												TOT TO: 13 (19 PTS)	
SCORE BY PERIODS																	
		1	2	3	4	FINAL											
	Pistons	27	24	22	25	98											
	THUNDER	24	28	25	32	109											
Inactive: Pistons - Gordon, Prince; Thunder - Mullens, Ollie, Weaver																	
Technical Fouls - Defensive Three Second																	
Pistons: NONE																	
THUNDER (1): 0:40.4 3rd																	
Pts. In the Pt. Pistons 54 (27/40), THUNDER 48 (24/43)													Biggest Lead Pistons 10, THUNDER 13				
2nd Chance Pts. Pistons 21 (8/4), THUNDER 16 (7/13)													Lead Changes 4				
FB Pts. Pistons 9 (3/5), THUNDER 16 (4/10)													Times Tied 5				
MEMO: Pistons' Stuckey season-high 31 points																	
MEMO: Thunder's Ibaka season-high 12 points																	

Copyright (c) 2010 NBA Properties, INC. All Rights Reserved

NATIONAL BASKETBALL ASSOCIATION													OFFICIAL SCORER'S REPORT				
12/19/2009 Toyota Center, Houston, TX													FINAL BOX				
Officials: #36 David Jones, #40 Leon Wood, #57 Greg Willard													Time of Game: 2:08				
Attendance: 15,085																	
VISITOR: Oklahoma City Thunder (13-13)																	
NO	PLAYER	MIN	FG	FGA	3P	3PA	FT	FTA	OR	DR	TOT	A	PF	ST	TQ	BS	PTS
22	Jeff Green	F 39:21	9	16	1	2	2	2	2	6	8	3	2	0	2	0	21
35	Kevin Durant	F 36:18	6	18	1	5	0	0	0	6	6	2	3	1	2	1	13
12	Nenad Krstic	C 20:38	2	7	0	0	2	2	3	5	2	3	0	0	0	0	6
2	Thabo Sefolosha	G 23:09	2	5	0	0	0	0	1	7	8	1	1	2	2	0	4
0	Russell Westbrook	G 40:57	4	14	0	2	7	10	2	4	6	7	3	1	2	0	15
4	Nick Collison	17:38	1	1	0	0	2	2	2	1	3	0	5	0	1	1	4
13	James Harden	31:54	5	11	0	3	5	6	2	1	3	0	4	0	0	1	16
14	Shaun Livingston	7:03	1	1	0	0	0	0	0	0	0	0	0	0	0	1	2
8	Serge Ibaka	23:00	5	5	0	0	0	0	1	7	8	0	2	0	1	2	10
36	Etan Thomas	DNP - Coach's Decision															
3	DJ White	DNP - Coach's Decision															
29	Miles Williams	DNP - Coach's Decision															
TOTALS:		35	78	2	12	18	21	12	35	47	16	22	4	11	5	90	
PERCENTAGES:		44.9%	16.7%	85.7%												TOT TO: 12 (14 PTS)	
HOME: HOUSTON ROCKETS (18-11)																	
NO	PLAYER	MIN	FG	FGA	3P	3PA	FT	FTA	OR	DR	TOT	A	PF	ST	TQ	BS	PTS
31	Shane Battier	F 37:22	5	7	3	5	0	0	0	3	3	1	1	0	2	1	13
4	Luis Scola	F 35:24	7	16	0	0	2	4	3	6	8	1	3	1	0	1	16
44	Charles Hayes	C 30:33	6	9	0	0	1	2	8	7	15	2	2	1	2	0	13
1	Trevor Ariza	G 47:00	11	20	5	8	4	10	1	7	8	6	1	2	1	1	31
0	Aaron Brooks	G 34:43	2	16	0	5	1	2	1	2	3	4	5	1	2	0	6
3	Tracy McGrady	7:43	1	5	0	0	0	0	1	1	2	0	0	0	0	1	2
7	Kyle Lowry	25:16	1	5	0	2	1	1	0	2	2	6	3	1	1	0	2
10	Chase Budinger	4:04	1	3	0	0	0	0	0	1	1	0	0	0	0	0	2
13	David Anderson	17:56	4	11	0	3	2	2	4	0	4	1	3	0	0	1	10
43	Brian Cook	DNP - Coach's Decision															
19	Carl Landry	DND - Elbow to mouth															
8	Jermaine Taylor	DNP - Coach's Decision															
TOTALS:		38	90	8	23	11	21	17	28	45	22	18	6	8	5	95	
PERCENTAGES:		42.2%	34.8%	62.4%												TOT TO: 8 (9 PTS)	
SCORE BY PERIODS																	
		1	2	3	4	FINAL											
	Thunder	22	18	25	25	90											
	ROCKETS	23	27	24	21	95											
Inactive: Thunder - Mullens, Ollie, Weaver; Rockets - Dorsey, Yao																	
Technical Fouls - Defensive Three Second																	
Thunder (1): 2:32 2nd																	
ROCKETS: NONE																	
Pts. In the Pt. Thunder 48 (24/41), ROCKETS 42 (21/45)													Biggest Lead Thunder 3, ROCKETS 17				
2nd Chance Pts. Thunder 23 (8/10), ROCKETS 18 (7/17)													Lead Changes 11				
FB Pts. Thunder 10 (2/7), ROCKETS 3 (1/3)													Times Tied 6				
MEMO: Replay occurred at 8:33 of 3rd period.																	

Copyright (c) 2010 NBA Properties, INC. All Rights Reserved

NATIONAL BASKETBALL ASSOCIATION													OFFICIAL SCORER'S REPORT				
12/22/2009 STAPLES Center, Los Angeles, CA													FINAL BOX				
Officials: #38 Michael Smith, #49 Tom Washington, #77 Kane Fitzgerald													Time of Game: 2:25				
Attendance: 18,997 (Sellout)																	
VISITOR: Oklahoma City Thunder (13-14)																	
NO	PLAYER	MIN	FG	FGA	3P	3PA	FT	FTA	OR	DR	TOT	A	PF	ST	TQ	BS	PTS
22	Jeff Green	F 42:52	5	12	1	3	1	2	2	5	7	4	3	2	4	1	12
35	Kevin Durant	F 40:40	11	18	1	7	8	1	2	3	4	8	1	6	0	0	30
12	Nenad Krstic	C 15:29	0	2	0	0	4	4	0	1	1	3	1	1	0	0	4
2	Thabo Sefolosha	G 33:01	6	10	2	4	2	2	2	3	5	3	2	1	0	0	18
0	Russell Westbrook	G 41:37	9	21	0	3	3	4	4	3	7	13	4	1	2	0	21
4	Nick Collison	12:22	0	1	0	0	1	2	0	1	1	0	8	0	0	0	1
13	James Harden	25:01	6	14	2	3	2	2	1	1	2	0	3	0	0	0	16
9	Serge Ibaka	27:58	4	12	0	0	0	0	4	10	14	1	3	1	0	1	8
36	Etan Thomas	DNP - Coach's Decision															
3	DJ White	DNP - Coach's Decision															
TOTALS:		41	91	8	14	20	24	14	26	40	26	30	7	13	4	108	
PERCENTAGES:		48.1%	42.9%	83.3%												TOT TO: 14 (18 PTS)	
HOME: LOS ANGELES LAKERS (23-4)																	
NO	PLAYER	MIN	FG	FGA	3P	3PA	FT	FTA	OR	DR	TOT	A	PF	ST	TQ	BS	PTS
37	Ron Artest	F 38:12	5	10	2	2	0	2	3	4	7	5	2	1	2	1	12
16	Pau Gasol	F 37:45	5	10	0	0	5	8	5	6	11	1	3	0	3	6	15
17	Andrew Bynum	C 28:53	3	9	0	0	5	7	3	4	7	2	4	1	0	4	11
24	Kobe Bryant	G 43:48	14	26	0	3	12	14	1	7	8	6	5	2	5	0	40
2	Derek Fisher	G 32:20	4	9	3	5	4	4	1	0	4	2	1	2	0	15	
18	Seasha Vujacic	5:51	0	1	0	1	0	0	0	2	2	1	1	0	1	0	0
7	Lamar Odom	29:22	3	11	2	6	4	4	1	8	9	1	1	0	4	0	12
1	Jordan Farmar	10:31	0	2	0	1	0	0	0	1	1	0	0	0	0	0	0
12	Shannon Brown	12:20	2	3	0	0	2	2	0	1	0						

NATIONAL BASKETBALL ASSOCIATION OFFICIAL SCORER'S REPORT FINAL BOX

12/26/2009 Ford Center, Oklahoma City, OK
Officials: #10 Ron Garretson, #45 Joe Forte, #70 Brent Barnaky
Time of Game: 2:14
Attendance: 17,981

Table with columns for NO PLAYER, MIN, FG FGA, 3P 3PA, FT FTA, OR DR TOT, A, PF, ST, TO, BS, PTS. Includes player stats for Charlotte Bobcats (11-17) and Oklahoma City Thunder (15-14).

TOTALS: 35 81 5 17 16 24 10 26 36 23 18 6 12 3 91
PERCENTAGES: 43.2% 29.4% 66.7% TM REB: 11 TOT TO: 12 (14 PTS)

SCORE BY PERIODS 1 2 3 4 FINAL
Bobcats 25 25 23 18 91
Thunder 24 29 28 17 98
Inactives: Bobcats - Ajina, Chandler; Thunder - Harpring, Mullens, White

Copyright (c) 2010 NBA Properties, INC. All Rights Reserved

NATIONAL BASKETBALL ASSOCIATION OFFICIAL SCORER'S REPORT FINAL BOX

12/28/2009 IZOD Center, New Jersey, NJ
Officials: #18 Mark Wunderlich, #62 Pat Fraher, #93 Derek Richardson
Time of Game: 2:15
Attendance: 15,335

Table with columns for NO PLAYER, MIN, FG FGA, 3P 3PA, FT FTA, OR DR TOT, A, PF, ST, TO, BS, PTS. Includes player stats for Oklahoma City Thunder (16-14) and New Jersey Nets (2-29).

TOTALS: 36 76 0 12 33 40 13 30 49 21 18 10 13 5 105
PERCENTAGES: 47.4% 00.0% 82.5% TM REB: 10 TOT TO: 13 (13 PTS)

SCORE BY PERIODS 1 2 3 4 FINAL
Thunder 32 29 23 21 105
Nets 27 28 21 13 89
Inactives: Thunder - Harpring, Weaver, White; Nets - Douglas-Roberts, Hayes, Najera

Copyright (c) 2010 NBA Properties, INC. All Rights Reserved

NATIONAL BASKETBALL ASSOCIATION OFFICIAL SCORER'S REPORT FINAL BOX

12/28/2009 Verizon Center, Washington, DC
Officials: #24 Mike Callahan, #50 Olanita Poole, #54 Derrick Collins
Time of Game: 2:09
Attendance: 17,162

Table with columns for NO PLAYER, MIN, FG FGA, 3P 3PA, FT FTA, OR DR TOT, A, PF, ST, TO, BS, PTS. Includes player stats for Oklahoma City Thunder (17-14) and Washington Wizards (10-20).

TOTALS: 43 79 10 18 14 19 7 37 44 23 14 6 13 7 110
PERCENTAGES: 54.4% 55.6% 73.7% TM REB: 7 TOT TO: 14 (20 PTS)

SCORE BY PERIODS 1 2 3 4 FINAL
Thunder 30 23 23 34 110
Wizards 25 30 21 22 98
Inactives: Thunder - Harpring, Weaver, White; Wizards - Crittenton, James, Miller

Copyright (c) 2010 NBA Properties, INC. All Rights Reserved

NATIONAL BASKETBALL ASSOCIATION OFFICIAL SCORER'S REPORT FINAL BOX

12/31/2009 Ford Center, Oklahoma City, OK
Officials: #25 Tony Brothers, #65 Bill Kennedy, #77 Kane Fitzgerald
Time of Game: 2:18
Attendance: 16,203

Table with columns for NO PLAYER, MIN, FG FGA, 3P 3PA, FT FTA, OR DR TOT, A, PF, ST, TO, BS, PTS. Includes player stats for Utah Jazz (18-14) and Oklahoma City Thunder (18-14).

TOTALS: 37 90 0 9 12 17 17 27 44 20 22 8 14 5 88
PERCENTAGES: 41.1% 00.0% 70.6% TM REB: 10 TOT TO: 15 (19 PTS)

SCORE BY PERIODS 1 2 3 4 FINAL
Jazz 24 22 16 24 86
Thunder 22 26 17 22 89
Inactives: Thunder - Harpring, Weaver, White

Copyright (c) 2010 NBA Properties, INC. All Rights Reserved

NATIONAL BASKETBALL ASSOCIATION

OFFICIAL SCORER'S REPORT FINAL BOX

1/11/2010 Ford Center, Oklahoma City, OK
Officials: #22 BB Spooner, #51 Leroy Richardson, #54 Derrick Collins

Time of Game: 2:07
Attendance: 17,152

VISITOR: New York Knicks (15-22)

Table with columns: NO. PLAYER, MIN, FG FGA, 3P 3PA, FT FTA, OR DR TOT, A, PF, ST, TO, BS PTS. Lists stats for Knicks players like Danilo Gallinari, Jared Jeffries, David Lee, etc.

TOTALS: 34 89 6 28 14 19 16 30 46 14 18 8 19 6 88
PERCENTAGES: 38.2% 21.4% 73.7% TM REB: 9 TOT TO: 20 (21 PTS)

HOME: OKLAHOMA CITY THUNDER (21-16)

Table with columns: NO. PLAYER, MIN, FG FGA, 3P 3PA, FT FTA, OR DR TOT, A, PF, ST, TO, BS PTS. Lists stats for Thunder players like Kevin Durant, Jeff Green, Nenad Krstic, etc.

TOTALS: 41 88 4 17 20 24 13 34 47 17 17 15 14 6 106
PERCENTAGES: 46.6% 23.6% 63.3% TM REB: 8 TOT TO: 14 (17 PTS)

SCORE BY PERIODS table with columns 1, 2, 3, 4, FINAL for Knicks and THUNDER.

Inactive: Knicks - Landry, Millic, Mobley Thunder - Harpring, Weaver, White
Pts. in the Pl. Knicks 30 (15/28), THUNDER 54 (27/44)
2nd Chance Pts. Knicks 16 (7/7), THUNDER 18 (8/16)
FB Pts. Knicks 13 (5/7), THUNDER 23 (9/11)

Copyright (c) 2010 NBA Properties, INC. All Rights Reserved

NATIONAL BASKETBALL ASSOCIATION

OFFICIAL SCORER'S REPORT FINAL BOX

1/15/2010 American Airlines Center, Dallas, TX
Officials: #16 Bennett Salvatore, #46 Matt Boland, #76 Josh Thven

Time of Game: 2:29
Attendance: 20,064 (Sellout)

VISITOR: Oklahoma City Thunder (21-16)

Table with columns: NO. PLAYER, MIN, FG FGA, 3P 3PA, FT FTA, OR DR TOT, A, PF, ST, TO, BS PTS. Lists stats for Thunder players like Kevin Durant, Jeff Green, Nenad Krstic, etc.

TOTALS: 34 81 6 17 24 28 11 34 45 13 27 8 18 4 98
PERCENTAGES: 42.0% 35.3% 62.8% TM REB: 10 TOT TO: 18 (22 PTS)

HOME: DALLAS MAVERICKS (26-13)

Table with columns: NO. PLAYER, MIN, FG FGA, 3P 3PA, FT FTA, OR DR TOT, A, PF, ST, TO, BS PTS. Lists stats for Mavericks players like Shawn Marion, Dirk Nowitzki, Erick Dampier, etc.

TOTALS: 31 70 4 14 33 36 6 28 34 19 28 11 14 7 99
PERCENTAGES: 44.3% 28.6% 64.6% TM REB: 8 TOT TO: 14 (22 PTS)

SCORE BY PERIODS table with columns 1, 2, 3, 4, FINAL for Thunder and MAVERICKS.

Inactive: Thunder - Harpring, Weaver, White Mavericks - Carroll, Thomas
Technical Fouls - Individual
Thunder: NONE
MAVERICKS (1): Carlisle 1:12 1st
Technical Fouls - Defensive Three Second
Thunder (2): Eddie F. Rush 1st, 4:36 4th
MAVERICKS (1): Eddie F. Rush 3rd
Pts. in the Pl. Thunder 36 (18/39), MAVERICKS 32 (16/33)
2nd Chance Pts. Thunder 13 (8/11), MAVERICKS 7 (2/6)
FB Pts. Thunder 13 (4/7), MAVERICKS 16 (8/9)

Copyright (c) 2010 NBA Properties, INC. All Rights Reserved

NATIONAL BASKETBALL ASSOCIATION

OFFICIAL SCORER'S REPORT FINAL BOX

1/15/2010 American Airlines Center, Dallas, TX
Officials: #15 Bennett Salvatore, #46 Matt Boland, #76 Josh Thven

Time of Game: 2:28
Attendance: 20,064 (Sellout)

VISITOR: Oklahoma City Thunder (21-16)

Table with columns: NO. PLAYER, MIN, FG FGA, 3P 3PA, FT FTA, OR DR TOT, A, PF, ST, TO, BS PTS. Lists stats for Thunder players like Kevin Durant, Jeff Green, Nenad Krstic, etc.

TOTALS: 34 81 6 17 24 28 11 34 45 13 27 8 18 4 98
PERCENTAGES: 42.0% 35.3% 62.8% TM REB: 10 TOT TO: 18 (22 PTS)

HOME: DALLAS MAVERICKS (26-13)

Table with columns: NO. PLAYER, MIN, FG FGA, 3P 3PA, FT FTA, OR DR TOT, A, PF, ST, TO, BS PTS. Lists stats for Mavericks players like Shawn Marion, Dirk Nowitzki, Erick Dampier, etc.

TOTALS: 31 70 4 14 33 39 6 28 34 19 28 11 14 7 99
PERCENTAGES: 44.3% 28.6% 64.6% TM REB: 8 TOT TO: 14 (22 PTS)

SCORE BY PERIODS table with columns 1, 2, 3, 4, FINAL for Thunder and MAVERICKS.

Inactive: Thunder - Harpring, Weaver, White Mavericks - Carroll, Thomas
Technical Fouls - Individual
Thunder: NONE
MAVERICKS (1): Carlisle 1:12 1st
Technical Fouls - Defensive Three Second
Thunder (2): Eddie F. Rush 1st, 4:36 4th
MAVERICKS (1): Eddie F. Rush 3rd
Pts. in the Pl. Thunder 36 (18/39), MAVERICKS 32 (16/33)
2nd Chance Pts. Thunder 13 (8/11), MAVERICKS 7 (2/6)
FB Pts. Thunder 13 (4/7), MAVERICKS 16 (8/9)

Copyright (c) 2010 NBA Properties, INC. All Rights Reserved

NATIONAL BASKETBALL ASSOCIATION

OFFICIAL SCORER'S REPORT FINAL BOX

1/16/2010 Ford Center, Oklahoma City, OK
Officials: #32 Eddie F. Rush, #47 Bonnie Adams, #66 Haywoode Workman

Time of Game: 2:14
Attendance: 18,203

VISITOR: Miami Heat (20-19)

Table with columns: NO. PLAYER, MIN, FG FGA, 3P 3PA, FT FTA, OR DR TOT, A, PF, ST, TO, BS PTS. Lists stats for Heat players like Quentin Richardson, Michael Beasley, etc.

TOTALS: 34 82 1 8 11 20 12 21 33 17 18 15 14 7 80
PERCENTAGES: 41.5% 12.5% 55.0% TM REB: 6 TOT TO: 15 (17 PTS)

HOME: OKLAHOMA CITY THUNDER (22-18)

Table with columns: NO. PLAYER, MIN, FG FGA, 3P 3PA, FT FTA, OR DR TOT, A, PF, ST, TO, BS PTS. Lists stats for Thunder players like Kevin Durant, Jeff Green, Nenad Krstic, etc.

TOTALS: 38 75 8 12 16 20 9 36 45 23 16 7 20 3 98
PERCENTAGES: 60.7% 60.0% 80.0% TM REB: 14 TOT TO: 23 (27 PTS)

SCORE BY PERIODS table with columns 1, 2, 3, 4, FINAL for Heat and THUNDER.

Inactive: Heat - Diawera, Jones Thunder - Harpring, Weaver, White
Technical Fouls - Individual
Heat (1): O'Neal 7:14 4th
THUNDER (1): Durant 7:14 4th
Pts. in the Pl. Heat 52 (28/44), THUNDER 38 (19/30)
2nd Chance Pts. Heat 13 (8/11), THUNDER 9 (3/9)
FB Pts. Heat 20 (8/10), THUNDER 8 (4/5)

Copyright (c) 2010 NBA Properties, INC. All Rights Reserved

NATIONAL BASKETBALL ASSOCIATION												OFFICIAL SCORER'S REPORT											
1/27/2010 Ford Center, Oklahoma City, OK												FINAL BOX											
Officials: #27 Dick Bavetta, #62 Pat Fraher, #77 Kane Fitzgerald												Time of Game: 2:09											
Attendance: 17,562																							
VISITOR: Chicago Bulls (22-22)																							
NO	PLAYER	MIN	FG	FGA	3P	3PA	FT	FTA	OR	DR	TOT	A	PF	ST	TO	BS	PTS						
9	Luol Deng	F 37:01	7	16	3	4	0	0	1	3	4	1	1	1	3	1	17						
22	Taj Gibson	F 35:18	2	6	0	0	0	0	2	13	15	0	2	0	1	2	4						
13	Joelma Noah	C 27:17	6	10	0	0	1	1	5	6	11	2	3	4	1	2	13						
12	Kirk Hinrich	G 37:11	2	13	1	6	0	0	2	6	8	6	2	2	2	0	5						
1	Derrick Rose	G 36:57	13	23	0	1	0	0	1	2	3	7	2	0	2	0	28						
15	John Salmons	21:52	1	4	0	0	2	2	0	3	3	2	1	0	0	0	4						
24	Tyrus Thomas	18:32	6	8	0	0	1	1	3	2	5	1	3	1	6	2	13						
18	James Johnson	5:09	0	1	0	1	0	0	0	0	0	0	1	0	1	0	0						
52	Brad Miller	20:43	4	9	2	5	4	4	0	4	4	1	3	0	1	0	14						
32	Devin Brown	DNP - Coach's Decision																					
11	Lindey Hunter	DNP - Coach's Decision																					
2	Jannaro Pargo	DNP - Coach's Decision																					
TOTALS:			41	80	6	17	8	8	14	39	53	20	18	8	16	7	86						
PERCENTAGES:			45.6%	35.3%	100.0%																		
HOME: OKLAHOMA CITY THUNDER (24-21)																							
NO	PLAYER	MIN	FG	FGA	3P	3PA	FT	FTA	OR	DR	TOT	A	PF	ST	TO	BS	PTS						
35	Kevin Durant	F 40:17	7	18	2	5	12	15	3	8	11	5	2	2	4	3	28						
22	Jeff Green	F 43:23	9	18	2	7	4	6	4	6	9	2	2	0	1	0	24						
12	Nenad Krstic	C 17:43	2	6	0	0	0	0	1	2	2	1	3	0	1	0	4						
2	Thabo Sefolosha	G 33:38	2	5	0	1	2	0	5	5	2	0	1	1	1	0	6						
0	Russell Westbrook	G 30:51	5	11	0	0	0	1	0	2	2	7	2	1	4	0	10						
4	Nick Collison	21:15	0	2	0	0	0	0	0	2	2	1	1	1	0	0	0						
6	Eric Maynor	17:09	1	5	0	1	0	0	0	2	2	1	2	1	1	1	2						
13	James Harden	16:30	3	10	2	4	0	0	0	2	2	1	2	0	1	0	8						
9	Serge Ibaka	17:13	2	7	0	0	0	0	3	2	5	0	0	0	1	2	4						
23	Byron Mullens	DNP - Coach's Decision																					
7	Kevin Ollie	DNP - Coach's Decision																					
36	Etan Thomas	DNP - Coach's Decision																					
TOTALS:			31	84	7	19	17	23	11	29	40	21	13	7	14	9	86						
PERCENTAGES:			36.6%	36.8%	73.9%																		
SCORE BY PERIODS		1	2	3	4	FINAL																	
Bulls		28	28	12	26	96																	
THUNDER		30	17	19	20	86																	
Inactives: Bulls - James Thunder - Harpring, Weaver, White																							
Technical Fouls - Defensive Three Second																							
Bulls: NONE																							
THUNDER (1): 8:11 2nd																							
Pts. in the Pt. Bulls 36 (16/36), THUNDER 30 (15/41)																							
2nd Chance Pts. Bulls 20 (9/14), THUNDER 17 (5/12)																							
FB Pts. Bulls 11 (5/7), THUNDER 20 (7/10)																							
Biggest Lead Bulls 16, THUNDER 2																							
Lead Changes 7																							
Times Tied 7																							

Copyright (c) 2010 NBA Properties, INC. All Rights Reserved

NATIONAL BASKETBALL ASSOCIATION												OFFICIAL SCORER'S REPORT											
1/29/2010 Ford Center, Oklahoma City, OK												FINAL BOX											
Officials: #33 Sean Corbin, #62 Brian Forte, #9 Derrick Stafford												Time of Game: 2:19											
Attendance: 18,203																							
VISITOR: Denver Nuggets (31-15)																							
NO	PLAYER	MIN	FG	FGA	3P	3PA	FT	FTA	OR	DR	TOT	A	PF	ST	TO	BS	PTS						
14	Joey Graham	F 21:13	0	2	0	1	2	2	0	2	2	2	2	0	1	0	2						
4	Karyon Martin	F 31:24	5	10	0	0	3	4	1	6	9	1	2	0	4	0	13						
31	Nene	C 32:42	4	8	0	0	2	2	0	2	2	2	1	1	0	2	10						
6	Arron Affalo	G 34:53	4	8	2	4	1	0	2	2	2	2	4	1	2	0	11						
1	Chauncey Billups	G 32:51	4	8	2	3	9	9	0	5	5	7	4	2	6	0	18						
5	J.R. Smith	29:18	5	15	5	10	1	2	0	3	3	0	4	2	2	0	18						
11	Chris Andersen	16:23	0	2	0	0	0	0	0	2	2	0	0	0	2	3	0						
3	Ty Lawson	25:56	2	7	1	3	0	0	1	1	3	0	1	3	2	1	6						
30	Malik Allen	12:00	2	5	0	0	2	2	3	1	4	1	3	0	1	0	6						
27	Johan Petro	3:31	0	2	0	0	0	0	0	0	0	1	1	0	0	0	0						
32	Ronaldo Baltimore	DNP - Coach's Decision																					
25	Anthony Carter	DNP - Coach's Decision																					
TOTALS:			27	67	10	21	20	22	4	27	31	17	22	7	22	4	84						
PERCENTAGES:			40.3%	47.6%	90.9%																		
HOME: OKLAHOMA CITY THUNDER (25-21)																							
NO	PLAYER	MIN	FG	FGA	3P	3PA	FT	FTA	OR	DR	TOT	A	PF	ST	TO	BS	PTS						
35	Kevin Durant	F 37:51	12	19	1	2	5	6	1	3	4	4	0	1	2	1	30						
22	Jeff Green	F 38:08	7	11	1	2	0	0	3	2	5	1	3	1	1	0	15						
12	Nenad Krstic	C 25:59	3	10	0	0	2	3	1	3	4	1	1	0	0	0	8						
2	Thabo Sefolosha	G 23:46	4	6	0	0	0	0	1	6	7	3	3	3	1	0	8						
0	Russell Westbrook	G 31:43	5	11	0	0	2	4	0	3	3	8	1	0	2	0	12						
13	James Harden	16:43	4	8	3	5	1	2	0	1	1	1	1	3	1	2	0	12					
4	Nick Collison	23:06	4	5	0	0	2	3	3	2	5	2	4	1	0	1	10						
9	Serge Ibaka	21:23	2	5	0	0	0	0	1	7	8	1	5	0	1	2	4						
6	Eric Maynor	18:17	1	5	0	0	0	0	0	2	2	3	1	1	1	0	2						
7	Kevin Ollie	3:31	0	1	0	0	0	0	0	0	0	0	0	0	0	0	0						
23	Byron Mullens	3:31	0	0	0	0	0	0	0	0	0	0	0	0	0	0	0						
36	Etan Thomas	DNP - Coach's Decision																					
TOTALS:			42	81	5	9	12	18	10	29	39	24	8	11	4	10	101						
PERCENTAGES:			61.9%	55.6%	66.7%																		
SCORE BY PERIODS		1	2	3	4	FINAL																	
Nuggets		28	19	15	24	84																	
THUNDER		27	24	28	22	101																	
Inactives: Nuggets - Anthony Thunder - Harpring, Weaver, White																							
Pts. in the Pt. Nuggets 26 (10/25), THUNDER 54 (27/41)																							
2nd Chance Pts. Nuggets 7 (2/5), THUNDER 14 (7/10)																							
FB Pts. Nuggets 10 (2/4), THUNDER 17 (7/8)																							
Biggest Lead Nuggets 4, THUNDER 22																							
Lead Changes 12																							
Times Tied 11																							

Copyright (c) 2010 NBA Properties, INC. All Rights Reserved

NATIONAL BASKETBALL ASSOCIATION												OFFICIAL SCORER'S REPORT											
1/31/2010 Ford Center, Oklahoma City, OK												FINAL BOX											
Officials: #17 Joe Crawford, #65 Bill Kennedy, #74 Curtis Blair												Time of Game: 2:28											
Attendance: 17,566																							
VISITOR: Golden State Warriors (13-33)																							
NO	PLAYER	MIN	FG	FGA	3P	3PA	FT	FTA	OR	DR	TOT	A	PF	ST	TO	BS	PTS						
50	Corey Maggette	F 33:34	8	14	0	0	10	11	2	3	5	4	1	2	0	0	26						
44	Anthony Tolliver	F 36:04	2	6	0	1	0	2	0	3	3	3	2	1	0	0	4						
15	Andrie Blaudrin	C 24:07	4	7	0	0	0	0	2	2	4	1	3	0	2	1	8						
30	Stephen Curry	G 35:52	4	10	2	2	4	4	2	2	4	5	2	1	5	0	14						
6	Monta Ellis	G 36:58	9	24	3	7	4	8	0	3	3	2	3	4	5	1	25						
21	Ronny Turiaf	23:31	4	5	0	0	0	0	1	7	8	3	2	0	2	1	8						
23	CJ Watson	23:49	4	8	1	3	4	4	1	2	3	1	3	0	1	0	13						
11	Coby Karl	24:25	2	4	0	0	2	2	1	0	1	6	8	2	0	1	6						
77	Vladimir Radmanovic	2:39	0	1	0	0	0	0	0	0	0	0	0	0	1	0	0						
19	Devean George	DNP - Coach's Decision																					
31	Chris Hunter	DNP - Coach's Decision																					
20	Carier Martin	DNP - Coach's Decision																					
22	Anthony Morrow	DNP - Sprained Right Knee																					
TOTALS:			37	79	6	13	24	29	9	22	31	25	25	9	18	4	104						
PERCENTAGES:			46.8%	46.2%	82.6%																		
HOME: OKLAHOMA CITY THUNDER (26-21)																							
NO	PLAYER	MIN	FG	FGA	3P	3PA	FT	FTA	OR	DR	TOT	A	PF	ST	TO	BS	PTS						
35	Kevin Durant	F 40:06	16	21	2	3	11	11	3	8	11	2	2	2	4	0	46						
22	Jeff Green	F 36:07	6	11	1	3	1	2	2	5	7	3	3	1	2	0	14						
12	Nenad Krstic	C 19:04	1	4	0	0	0	0	0	2	2	1	2	0	2	0	4						
2	Thabo Sefolosha	G 41:06	6	13	1	2	1	5	4	3	7	2	1	4	0	1	14						
0	Russell Westbrook	G 44:46	7	14	0	0	0	14	17	1	4	5	8	4	2	4	28						
13	James Harden	18:38	1	7	0	2	3	4	1	6	6	1	3	1	1	0	5						
4	Nick Collison	8:50	0	2	0	0	0	0	2	1	3	0	2	0	0	0	0						
6	Eric Maynor	10:34	0	1	0	0	0	0	0	0	0	0	2	0	3	0	0						
9	Serge Ibaka	18:44	2	3	0	0	0	2	1	3	4	0	2	1	2	3	4						
23	Byron Mullens	DNP - Coach's Decision																					
7	Kevin Ollie	DNP - Coach's Decision																					
36	Etan Thomas	DNP - Coach's Decision																					
TOTALS:			39	76	4	10	30	41	1														

NATIONAL BASKETBALL ASSOCIATION		OFFICIAL SCORER'S REPORT															
2/3/2010 New Orleans Arena, New Orleans, LA		FINAL BOX															
Officials: #11 Phil Robinson, #25 Tony Brown, #43 Dan Crawford		Time of Game: 2:05 Attendance: 12,884															
VISITOR: Oklahoma City Thunder (28-21)		HOME: NEW ORLEANS HORNETS (20-23)															
NO	PLAYER	MIN	FG	FGA	3P	3PA	FT	FTA	OR	DR	TOT	A	PF	ST	TO	BS	PTS
35	Kevin Durant	F 39:52	10	20	2	4	8	9	0	3	3	2	2	0	8	1	30
22	Jeff Green	F 41:10	6	10	2	4	0	0	0	3	3	2	0	0	2	0	14
12	Nenad Krstic	C 21:32	7	8	0	0	0	0	2	4	6	2	2	0	1	0	14
2	Thabo Sefolosha	G 19:48	0	2	0	1	0	0	0	0	0	2	1	2	0	1	0
0	Russell Westbrook	G 34:42	11	18	0	0	4	5	1	7	8	10	1	0	2	1	26
4	Nick Collison	29:47	3	5	0	0	0	0	1	9	10	2	1	2	1	0	6
13	James Harden	19:24	1	3	1	3	2	2	0	2	2	0	3	0	1	1	6
9	Serge Ibaka	23:28	3	6	0	0	0	1	7	8	2	3	0	0	0	2	6
8	Eric Maynor	13:16	1	1	0	0	0	0	0	3	3	1	0	0	3	0	2
23	Byron Mullens	DNP - Coach's Decision															
7	Kevin Ollie	DNP - Coach's Decision															
36	Elan Thomas	DNP - Coach's Decision															
TOTALS:		42	73	6	12	14	17	5	38	43	24	15	4	18	6	103	
PERCENTAGES:		57.5%	41.7%	82.4%	TM REB: 2		TOT TO: 18 (26 PTS)										
SCORE BY PERIODS		1	2	3	4	FINAL											
Thunder		22	38	24	21	103											
HORNETS		22	30	24	23	99											
Inactive: Thunder - Harpring, Weaver, White Hornets - Ologu																	
Pts. in the Pt. Thunder 48 (23/33), HORNETS 54 (27/47)																	
2nd Chance Pts. Thunder 1.3 (8/7), HORNETS 22 (10/12)																	
FB Pts. Thunder 11 (4/8), HORNETS 16 (8/11)																	
MEMO: Thornton (NO): Career-high assists.																	
MEMO: Posey (NO): Season-high rebounds & assists.																	

NATIONAL BASKETBALL ASSOCIATION		OFFICIAL SCORER'S REPORT															
2/6/2010 ORACLE Arena, Oakland, CA		FINAL BOX															
Officials: #13 Monty McCutchen, #23 Jason Phillips, #56 Zach Zarba		Time of Game: 2:15 Attendance: 17,825															
VISITOR: Oklahoma City Thunder (29-21)		HOME: GOLDEN STATE WARRIORS (13-38)															
NO	PLAYER	MIN	FG	FGA	3P	3PA	FT	FTA	OR	DR	TOT	A	PF	ST	TO	BS	PTS
35	Kevin Durant	F 42:28	7	21	2	4	13	14	1	7	8	4	1	4	4	1	29
22	Jeff Green	F 38:08	7	16	2	5	2	2	1	2	3	0	4	1	1	1	18
12	Nenad Krstic	C 18:56	4	10	0	0	2	3	4	7	1	1	1	1	1	1	10
2	Thabo Sefolosha	G 33:28	4	7	0	1	0	0	1	7	8	2	4	2	1	0	8
0	Russell Westbrook	G 38:04	8	17	0	0	5	6	2	5	7	10	1	8	2	0	21
4	Nick Collison	26:06	1	4	0	0	0	0	3	7	10	1	2	0	1	1	2
13	James Harden	22:00	3	8	1	3	0	0	0	2	2	0	4	0	2	0	7
9	Serge Ibaka	8:11	2	3	0	0	0	0	1	2	3	0	2	0	3	0	4
8	Eric Maynor	11:58	2	3	1	1	0	0	1	4	0	1	4	0	0	5	
7	Kevin Ollie	1:58	0	0	0	0	0	0	0	0	0	0	0	0	0	0	0
23	Byron Mullens	1:43	0	1	0	0	0	0	0	0	0	0	0	0	0	0	0
36	Elan Thomas	DNP - Coach's Decision															
TOTALS:		38	80	6	14	22	24	12	37	49	22	23	16	16	4	104	
PERCENTAGES:		42.2%	42.9%	91.7%	TM REB: 5		TOT TO: 17 (18 PTS)										
SCORE BY PERIODS		1	2	3	4	FINAL											
Thunder		26	28	36	18	104											
WARRIORS		27	23	23	22	96											
Inactive: Thunder - Harpring, Weaver, White Warriors - Azubultu, Bell, Randolph, Wright																	
Pts. in the Pt. Thunder 42 (21/41), WARRIORS 42 (21/38)																	
2nd Chance Pts. Thunder 6 (1/12), WARRIORS 17 (9/10)																	
FB Pts. Thunder 30 (13/17), WARRIORS 29 (11/14)																	
MEMO: Thunder season high 16 steals.																	
MEMO: Westbrook career high 8 assists.																	
MEMO: Durant ties season high 4 steals.																	
MEMO: Collison ties season high 10 rebounds.																	
MEMO: Biedrins season high 15 defensive rebounds.																	
MEMO: Tolliver ties career high 11 rebounds, season high 8 offensive rebounds.																	

NATIONAL BASKETBALL ASSOCIATION		OFFICIAL SCORER'S REPORT															
2/6/2010 Rose Garden, Portland, OR		FINAL BOX															
Officials: #10 Ron Garretson, #30 Tony Brown, #56 Mark Ayotta		Time of Game: 2:10 Attendance: 20,480 (Sellout)															
VISITOR: Oklahoma City Thunder (30-21)		HOME: PORTLAND TRAIL BLAZERS (30-24)															
NO	PLAYER	MIN	FG	FGA	3P	3PA	FT	FTA	OR	DR	TOT	A	PF	ST	TO	BS	PTS
35	Kevin Durant	F 34:41	12	25	2	3	7	8	2	9	11	1	4	2	2	0	33
22	Jeff Green	F 43:19	7	16	1	6	2	2	0	3	3	0	4	4	3	2	17
12	Nenad Krstic	C 18:39	1	3	0	0	2	4	3	1	4	0	2	1	1	0	4
2	Thabo Sefolosha	G 23:27	0	2	0	0	0	0	0	5	5	1	1	2	1	0	0
0	Russell Westbrook	G 31:52	2	9	0	1	4	4	1	5	7	1	3	4	0	8	
4	Nick Collison	29:21	2	2	0	0	2	2	0	5	5	0	2	2	1	0	6
13	James Harden	24:11	4	9	2	5	3	4	0	3	3	2	1	2	0	0	13
9	Serge Ibaka	16:08	1	3	0	1	2	2	0	0	5	2	0	1	0	4	
8	Eric Maynor	18:23	2	4	0	0	0	2	0	5	5	0	4	1	0	4	
23	Byron Mullens	DNP - Coach's Decision															
7	Kevin Ollie	DNP - Coach's Decision															
36	Elan Thomas	DNP - Coach's Decision															
TOTALS:		31	73	5	16	22	28	9	32	41	16	21	17	13	8	89	
PERCENTAGES:		42.5%	31.3%	78.6%	TM REB: 3		TOT TO: 13 (10 PTS)										
SCORE BY PERIODS		1	2	3	4	FINAL											
Thunder		23	15	18	30	86											
TRAIL BLAZERS		17	24	20	18	77											
Inactive: Thunder - Harpring, Weaver, White Trail Blazers - Oden, Outlaw, Przybilla																	
Pts. in the Pt. Thunder 30 (15/31), TRAIL BLAZERS 40 (20/33)																	
2nd Chance Pts. Thunder 7 (2/7), TRAIL BLAZERS 17 (9/11)																	
FB Pts. Thunder 20 (7/8), TRAIL BLAZERS 8 (3/6)																	
MEMO: 30 second blood timeout for Blake																	
MEMO: Play was reviewed at the timeout at 8:48.																	
MEMO: 30 second blood rule for Howard.																	
MEMO: Cunningham career high points, old 12																	

NATIONAL BASKETBALL ASSOCIATION		OFFICIAL SCORER'S REPORT															
2/16/2010 Ford Center, Oklahoma City, OK		FINAL BOX															
Officials: #26 Bob Delaney, #54 Derrick Collins, #95 Sean Wright		Time of Game: 2:23 Attendance: 18,203															
VISITOR: Dallas Mavericks (32-21)		HOME: OKLAHOMA CITY THUNDER (31-21)															
NO	PLAYER	MIN	FG	FGA	3P	3PA	FT	FTA	OR	DR	TOT	A	PF	ST	TO	BS	PTS
0	Shawn Marion	F 33:13	3	11	0	0	2	2	3	3	6	1	2	0	1	0	8
41	Dirk Nowitzki	F 38:04	9	22	0	1	8	6	3	6	9	6	2	0	2	0	24
26	Erick Dampier	C 30:42	2	4	0	0	0	0	2	11	13	3	1	0	0	3	4
4	Caron Butler	G 31:24	4	16	1	2	4	4	4	2	6	1	4	1	4	1	13
2	Jason Kidd	G 35:42	4	10	3	7	1	2	0	8	8	5	5	1	3	2	12
31	Jason Terry	33:48	4	15	3	9	3	3	0	2	2	4	4	1	1	0	14
33	Brandan Haywood	15:21	3	7	0	0	1	4	3	3	6	0	0	0	0	0	9
14	Eduardo Nájera	6:58	0	2	0	1	0	0	0	1	1	0	1	0	0	0	0
11	Jose Juan Banez	12:18	1	5	0	1	2	2	0	2	2	1	2	0	0	0	4
92	DeShawn Stevenson	4:30	0	1	0	0	0	0	0	0	0	0	0	0	0	0	0
3	Rodrigue Beaubois	DNP - Coach's Decision															
13	Matt Carroll	DNP - Coach's Decision															
90	Drew Gooden	DNP - Coach's Decision															
5	Josh Howard	DNP - Coach's Decision															
8	Quinton Ross	DNP - Coach's Decision															
33	James Singleton	DNP - Coach's Decision															
TOTALS:		30	93	7	21	19	23	15	38	53	21	21	4	12	7	86	
PERCENTAGES:		32.3%	33.3%	82.6%	TM REB: 11		TOT TO: 14 (17 PTS)										
SCORE BY PERIODS		1	2	3	4	FINAL											
Mavericks		26	25	11	21	86											
THUNDER		16	40	22	21	98											
Inactive: Mavericks - Thomas Thunder - Harpring, Weaver, White																	
Technical Fouls - Individual																	
Mavericks: NONE																	
Thunder (1): Blake 0:12.2 3rd																	
Technical Fouls - Defensive Three Second																	
Mavericks: NONE																	
Thunder (1): 4:41 1st																	
Pts. in the Pt. Mavericks 28 (14/45), THUNDER 40 (20/36)																	
2nd Chance Pts. Mavericks 11 (3/13), THUNDER 10 (3/7)																	
FB Pts. Mavericks 7 (1/8), THUNDER 18 (9/10)																	
MEMO: Instant replay event occurred at 4:51 of the first period																	

NATIONAL BASKETBALL ASSOCIATION OFFICIAL SCORER'S REPORT FINAL BOX

2/20/2010 Madison Square Garden, New York, NY
Officials: #10 Ron Garretson, #38 Michael Smith, #75 Eric Delon
Time of Game: 2:46 Attendance: 19,763 (Sellout)
VISITOR: Oklahoma City Thunder (32-21)
NO PLAYER MIN FG FGA 3P 3PA FT FTA OR DR TOT A PF ST TO BS PTS

TOTALS: 43 88 5 13 30 41 16 36 61 18 25 8 18 4 121
PERCENTAGES: 48.3% 38.5% 73.2% TM REB: 11 TOT TO: 18 (15 PTS)

HOME: NEW YORK KNICKS (19-35)
NO PLAYER MIN FG FGA 3P 3PA FT FTA OR DR TOT A PF ST TO BS PTS
21 Wilson Chandler F 37:54 7 16 1 2 0 0 1 5 8 1 4 0 5 0 15

TOTALS: 46 94 8 29 18 23 9 33 42 26 27 6 17 4 118
PERCENTAGES: 48.0% 27.6% 78.3% TM REB: 8 TOT TO: 17 (20 PTS)

SCORE BY PERIODS 1 2 3 4 10T FINAL
Thunder 25 27 30 23 118
KNIKKS 31 28 23 25 118

Inactive: Thunder - Harpring, Weaver, White Knicks - Curry, Mobley
Pts. in the Pl. Thunder 56 (28/47), KNICKS 48 (24/40) Biggest Lead Thunder 5, KNICKS 11
2nd Chance Pts. Thunder 14 (7/15), KNICKS 10 (4/8) Lead Changes 13
FB Pts. Thunder 18 (7/7), KNICKS 4 (2/2) Times Tied 14

Copyright (c) 2010 NBA Properties, INC. All Rights Reserved

NATIONAL BASKETBALL ASSOCIATION OFFICIAL SCORER'S REPORT FINAL BOX

2/21/2010 Target Center, Minneapolis, MN
Officials: #28 Tommy Nunez Jr., #41 Ken Mauer, #80 David Guthrie
Time of Game: 2:19 Attendance: 14,202
VISITOR: Oklahoma City Thunder (33-21)
NO PLAYER MIN FG FGA 3P 3PA FT FTA OR DR TOT A PF ST TO BS PTS

TOTALS: 41 87 5 12 22 23 14 32 46 22 19 8 14 4 109
PERCENTAGES: 47.1% 41.7% 95.7% TM REB: 5 TOT TO: 16 (18 PTS)

HOME: MINNESOTA TIMBERWOLVES (19-44)
NO PLAYER MIN FG FGA 3P 3PA FT FTA OR DR TOT A PF ST TO BS PTS
8 Ryan Gomes F 23:44 0 9 0 2 0 0 1 2 3 2 1 0 1 1 0

TOTALS: 43 94 8 17 15 21 15 29 44 22 23 5 13 9 107
PERCENTAGES: 48.7% 35.3% 71.4% TM REB: 9 TOT TO: 14 (18 PTS)

SCORE BY PERIODS 1 2 3 4 FINAL
Thunder 30 32 24 23 109
TIMBERWOLVES 23 28 29 27 107

Inactive: Thunder - Harpring, Weaver, White Timberwolves - Blount, Jewell, Tucker
Pts. in the Pl. Thunder 44 (22/42), TIMBERWOLVES 56 (28/45) Biggest Lead Thunder 17, TIMBERWOLVES 2
2nd Chance Pts. Thunder 16 (7/14), TIMBERWOLVES 18 (7/15) Lead Changes 3
FB Pts. Thunder 21 (8/12), TIMBERWOLVES 22 (8/13) Times Tied 2

Copyright (c) 2010 NBA Properties, INC. All Rights Reserved

NATIONAL BASKETBALL ASSOCIATION OFFICIAL SCORER'S REPORT FINAL BOX

2/23/2010 Ford Center, Oklahoma City, OK
Officials: #50 Olanis Pools, #55 Bill Kennedy, #71 Rodney Motl
Time of Game: 2:23 Attendance: 18,203
VISITOR: Phoenix Suns (35-23)
NO PLAYER MIN FG FGA 3P 3PA FT FTA OR DR TOT A PF ST TO BS PTS

TOTALS: 40 78 7 13 17 27 12 33 45 24 20 5 17 6 104
PERCENTAGES: 51.3% 53.8% 83.0% TM REB: 10 TOT TO: 17 (25 PTS)

HOME: OKLAHOMA CITY THUNDER (33-22)
NO PLAYER MIN FG FGA 3P 3PA FT FTA OR DR TOT A PF ST TO BS PTS
35 Kevin Durant F 41:10 13 24 3 5 7 7 0 8 8 3 1 2 2 0 38

TOTALS: 38 88 4 16 22 24 10 25 35 23 23 10 12 6 102
PERCENTAGES: 44.2% 25.0% 81.7% TM REB: 8 TOT TO: 12 (18 PTS)

SCORE BY PERIODS 1 2 3 4 FINAL
Suns 27 24 31 22 104
THUNDER 25 27 28 24 102

Inactive: Suns - Barbosa Thunder - Anderson, Weaver, White
Pts. in the Pl. Suns 48 (23/42), THUNDER 52 (26/44) Biggest Lead Suns 15, THUNDER 10
2nd Chance Pts. Suns 17 (7/11), THUNDER 19 (8/12) Lead Changes 17
FB Pts. Suns 13 (5/7), THUNDER 10 (4/8) Times Tied 11

Copyright (c) 2010 NBA Properties, INC. All Rights Reserved

NATIONAL BASKETBALL ASSOCIATION OFFICIAL SCORER'S REPORT FINAL BOX

2/24/2010 AT&T Center, San Antonio, TX
Officials: #30 Tony Brown, #57 Greg Willard, #87 John Gobie
Time of Game: 2:18 Attendance: 18,400
VISITOR: Oklahoma City Thunder (33-23)
NO PLAYER MIN FG FGA 3P 3PA FT FTA OR DR TOT A PF ST TO BS PTS

TOTALS: 33 83 5 17 16 24 12 38 50 14 22 8 9 5 87
PERCENTAGES: 38.8% 28.4% 66.7% TM REB: 5 TOT TO: 9 (4 PTS)

HOME: SAN ANTONIO SPURS (32-23)
NO PLAYER MIN FG FGA 3P 3PA FT FTA OR DR TOT A PF ST TO BS PTS
10 Keith Bogans F 23:38 3 6 2 4 1 2 0 1 1 0 1 1 1 0 9

TOTALS: 33 78 6 17 23 30 10 35 45 16 22 7 10 4 95
PERCENTAGES: 42.3% 35.3% 78.7% TM REB: 10 TOT TO: 11 (18 PTS)

SCORE BY PERIODS 1 2 3 4 FINAL
Thunder 27 15 25 20 87
SPURS 23 25 20 27 95

Inactive: Thunder - Collison, Ibaka, Weaver Spurs - Mahinmi
Technical Fouls - Defensive Three Second
Thunder (1): 4:27 2nd
SPURS: NONE
Pts. in the Pl. Thunder 28 (14/31), SPURS 48 (24/38) Biggest Lead Thunder 6, SPURS 9
2nd Chance Pts. Thunder 13 (4/10), SPURS 13 (5/7) Lead Changes 18
FB Pts. Thunder 16 (7/16), SPURS 12 (5/7) Times Tied 13

Copyright (c) 2010 NBA Properties, INC. All Rights Reserved

NATIONAL BASKETBALL ASSOCIATION

OFFICIAL SCORER'S REPORT
FINAL BOX

2/26/2010 Ford Center, Oklahoma City, OK
Officials: #24 Mike Callahan, #38 Kevin Fehr, #64 Eli Roe

Time of Game: 2:07
Attendance: 18,203

VISITOR: Minnesota Timberwolves (14-48)

Table with columns: NO PLAYER, MIN, FG, FGA, 3P, 3PA, FT, FTA, OR, DR, TOT, A, PF, ST, TO, BS, PTS. Includes player stats for Minnesota Timberwolves and summary statistics (TOTALS, PERCENTAGES).

HOME: OKLAHOMA CITY THUNDER (34-23)

Table with columns: NO PLAYER, MIN, FG, FGA, 3P, 3PA, FT, FTA, OR, DR, TOT, A, PF, ST, TO, BS, PTS. Includes player stats for Oklahoma City Thunder and summary statistics (TOTALS, PERCENTAGES).

SCORE BY PERIODS table with columns: PERIOD, VISITOR, HOME, FINAL.

Inactive: Timberwolves - Blount, Jewel, Tucker; Thunder - Anderson, Weaver, White. Pts. in the Pt. Timberwolves 40 (20/45), THUNDER 62 (31/44). Biggest Lead Timberwolves 0, THUNDER 25. 2nd Chance Pts. Timberwolves 9 (4/13), THUNDER 9 (4/5). Lead Changes 0. FB Pts. Timberwolves 12 (5/9), THUNDER 21 (8/9). Times Tied 2.

Copyright (c) 2010 NBA Properties, INC. All Rights Reserved

NATIONAL BASKETBALL ASSOCIATION

OFFICIAL SCORER'S REPORT
FINAL BOX

2/28/2010 Ford Center, Oklahoma City, OK
Officials: #16 Bennett Salvatore, #25 Tony Brothers, #52 Pat Frazier

Time of Game: 2:17
Attendance: 18,203

VISITOR: Toronto Raptors (31-27)

Table with columns: NO PLAYER, MIN, FG, FGA, 3P, 3PA, FT, FTA, OR, DR, TOT, A, PF, ST, TO, BS, PTS. Includes player stats for Toronto Raptors and summary statistics (TOTALS, PERCENTAGES).

HOME: OKLAHOMA CITY THUNDER (35-23)

Table with columns: NO PLAYER, MIN, FG, FGA, 3P, 3PA, FT, FTA, OR, DR, TOT, A, PF, ST, TO, BS, PTS. Includes player stats for Oklahoma City Thunder and summary statistics (TOTALS, PERCENTAGES).

SCORE BY PERIODS table with columns: PERIOD, VISITOR, HOME, FINAL.

Inactive: Raptors - Banks, Bosh; Thunder - Anderson, Weaver, White. Technical Fouls - Individual Raptors (1): Triano 3:44 2nd. THUNDER: NONE. Technical Fouls - Defensive Three Second Raptors (1): 2:14 1st. THUNDER: NONE. Pts. in the Pt. Raptors 48 (24/48), THUNDER 62 (28/41). 2nd Chance Pts. Raptors 18 (8/15), THUNDER 15 (5/9). Lead Changes 2. FB Pts. Raptors 10 (4/8), THUNDER 21 (7/8). Biggest Lead Raptors 1, THUNDER 28. Times Tied 0. MEMO: 17th sellout of the season.

Copyright (c) 2010 NBA Properties, INC. All Rights Reserved

NATIONAL BASKETBALL ASSOCIATION

OFFICIAL SCORER'S REPORT
FINAL BOX

3/2/2010 Ford Center, Oklahoma City, OK
Officials: #13 Monty McCutchen, #40 Leon Wood, #61 Leroy Richardson

Time of Game: 2:21
Attendance: 17,877

VISITOR: Sacramento Kings (20-40)

Table with columns: NO PLAYER, MIN, FG, FGA, 3P, 3PA, FT, FTA, OR, DR, TOT, A, PF, ST, TO, BS, PTS. Includes player stats for Sacramento Kings and summary statistics (TOTALS, PERCENTAGES).

HOME: OKLAHOMA CITY THUNDER (36-23)

Table with columns: NO PLAYER, MIN, FG, FGA, 3P, 3PA, FT, FTA, OR, DR, TOT, A, PF, ST, TO, BS, PTS. Includes player stats for Oklahoma City Thunder and summary statistics (TOTALS, PERCENTAGES).

SCORE BY PERIODS table with columns: PERIOD, VISITOR, HOME, FINAL.

Inactive: Kings - Brockman, Thompson; Thunder - Anderson, Mullens, Weaver. Technical Fouls - Defensive Three Second Kings (2): 2:02 1st, 8:08 2nd. THUNDER (1): 5:22 1st. Pts. in the Pt. Kings 48 (23/39), THUNDER 58 (28/43). 2nd Chance Pts. Kings 12 (4/7), THUNDER 23 (9/15). Lead Changes 13. FB Pts. Kings 17 (5/7), THUNDER 18 (8/9). Biggest Lead Kings 5, THUNDER 11. Times Tied 4.

Copyright (c) 2010 NBA Properties, INC. All Rights Reserved

NATIONAL BASKETBALL ASSOCIATION

OFFICIAL SCORER'S REPORT
FINAL BOX

3/3/2010 Pepsi Center, Denver, CO
Officials: #14 Joe DeRose, #68 Marat Kogut, #71 Rodney Mott

Time of Game: 2:18
Attendance: 18,822

VISITOR: Oklahoma City Thunder (36-24)

Table with columns: NO PLAYER, MIN, FG, FGA, 3P, 3PA, FT, FTA, OR, DR, TOT, A, PF, ST, TO, BS, PTS. Includes player stats for Oklahoma City Thunder and summary statistics (TOTALS, PERCENTAGES).

HOME: DENVER NUGGETS (40-21)

Table with columns: NO PLAYER, MIN, FG, FGA, 3P, 3PA, FT, FTA, OR, DR, TOT, A, PF, ST, TO, BS, PTS. Includes player stats for Denver Nuggets and summary statistics (TOTALS, PERCENTAGES).

SCORE BY PERIODS table with columns: PERIOD, VISITOR, HOME, FINAL.

Inactive: Thunder - Mullens, Weaver, White; Nuggets - Lawson. Technical Fouls - Individual Thunder (1): Batza 2:12 3rd. NUGGETS (1): Martin 2:59 2nd. Pts. in the Pt. Thunder 18 (8/38), NUGGETS 50 (25/36). 2nd Chance Pts. Thunder 17 (8/14), NUGGETS 23 (10/15). Lead Changes 4. FB Pts. Thunder 10 (1/4), NUGGETS 16 (8/9). Biggest Lead Thunder 1, NUGGETS 41. Times Tied 4.

Copyright (c) 2010 NBA Properties, INC. All Rights Reserved

NATIONAL BASKETBALL ASSOCIATION OFFICIAL SCORER'S REPORT FINAL BOX

3/5/2010 STAPLES Center, Los Angeles, CA
Officials: #24 Mike Callahan, #60 David Guthrie, #66 Sean Wright

Table with columns: NO PLAYER, MIN, FG FGA, 3P 3PA, FT FTA, OR DR TOT, A, PF, ST, TO, BS, PTS. Includes player stats for Oklahoma City Thunder vs Los Angeles Clippers.

Table with columns: HOME: LOS ANGELES CLIPPERS (25-37), NO PLAYER, MIN, FG FGA, 3P 3PA, FT FTA, OR DR TOT, A, PF, ST, TO, BS, PTS. Includes player stats for Los Angeles Clippers vs Oklahoma City Thunder.

SCORE BY PERIODS table and Inactive: Thunder - Mullens, Weaver, White Clippers - Griffin, Skinner. Technical Fouls - Individual.

Copyright (c) 2010 NBA Properties, INC. All Rights Reserved

NATIONAL BASKETBALL ASSOCIATION OFFICIAL SCORER'S REPORT FINAL BOX

3/10/2010 Ford Center, Oklahoma City, OK
Officials: #27 Dick Bavetta, #47 Bernie Adams, #75 Eric Dales

Table with columns: NO PLAYER, MIN, FG FGA, 3P 3PA, FT FTA, OR DR TOT, A, PF, ST, TO, BS, PTS. Includes player stats for New Orleans Hornets vs Oklahoma City Thunder.

Table with columns: HOME: OKLAHOMA CITY THUNDER (38-24), NO PLAYER, MIN, FG FGA, 3P 3PA, FT FTA, OR DR TOT, A, PF, ST, TO, BS, PTS. Includes player stats for Oklahoma City Thunder vs New Orleans Hornets.

SCORE BY PERIODS table and Inactive: Hornets - Dloqui Thunder - Anderson, Mullens, Weaver. Technical Fouls - Defensive Three Second.

Copyright (c) 2010 NBA Properties, INC. All Rights Reserved

NATIONAL BASKETBALL ASSOCIATION OFFICIAL SCORER'S REPORT FINAL BOX

3/7/2010 ARCO Arena, Sacramento, CA
Officials: #28 Tommy Nunez Jr., #67 Greg Willard, #69 Gary Zietveld

Table with columns: NO PLAYER, MIN, FG FGA, 3P 3PA, FT FTA, OR DR TOT, A, PF, ST, TO, BS, PTS. Includes player stats for Oklahoma City Thunder vs Sacramento Kings.

Table with columns: HOME: SACRAMENTO KINGS (21-42), NO PLAYER, MIN, FG FGA, 3P 3PA, FT FTA, OR DR TOT, A, PF, ST, TO, BS, PTS. Includes player stats for Sacramento Kings vs Oklahoma City Thunder.

SCORE BY PERIODS table and Inactive: Thunder - Mullens, Weaver, White Kings - Brookman, Casspi, Dorsey. Technical Fouls - Individual.

Copyright (c) 2010 NBA Properties, INC. All Rights Reserved

NATIONAL BASKETBALL ASSOCIATION OFFICIAL SCORER'S REPORT FINAL BOX

3/12/2010 Ford Center, Oklahoma City, OK
Officials: #17 Joe Crawford, #23 Jason Phillips, #74 Curtis Blair

Table with columns: NO PLAYER, MIN, FG FGA, 3P 3PA, FT FTA, OR DR TOT, A, PF, ST, TO, BS, PTS. Includes player stats for New Jersey Nets vs Oklahoma City Thunder.

Table with columns: HOME: OKLAHOMA CITY THUNDER (40-24), NO PLAYER, MIN, FG FGA, 3P 3PA, FT FTA, OR DR TOT, A, PF, ST, TO, BS, PTS. Includes player stats for Oklahoma City Thunder vs New Jersey Nets.

SCORE BY PERIODS table and Inactive: Nets - Yi, Simmons Thunder - Harden, Mullens, Ollie. Technical Fouls - Defensive Three Second.

Copyright (c) 2010 NBA Properties, INC. All Rights Reserved

NATIONAL BASKETBALL ASSOCIATION		OFFICIAL SCORER'S REPORT															
3/14/2010 Ford Center, Oklahoma City, OK		FINAL BOX															
Officials: #14 Joe DoRosa, #19 James Capers, #77 Kane Fitzgerald		Time of Game: 2:18 Attendance: 18,203															
VISITOR: Utah Jazz (42-24)		HOME: OKLAHOMA CITY THUNDER (41-24)															
NO	PLAYER	MIN	FG	FGA	3P	3PA	FT	FTA	OR	DR	TOT	A	PF	ST	TO	BS	PTS
34	CJ Miles	F 37:40	3	12	2	6	0	0	1	1	2	3	5	3	1	0	8
24	Paul Millsap	F 38:59	6	14	0	0	1	2	2	3	5	2	5	2	1	0	13
5	Carlos Boozer	C 41:54	8	14	0	0	2	3	1	10	11	5	2	0	3	0	18
23	Wesley Matthews	G 35:29	9	11	6	7	5	8	2	1	3	0	4	0	2	0	29
8	Deron Williams	G 39:15	8	14	1	3	10	11	0	2	14	6	1	2	0	0	27
28	Kyle Korver	23:18	4	9	2	3	1	2	0	1	1	0	2	0	0	1	11
44	Kyrylo Fesenko	14:42	1	3	0	0	2	8	1	2	3	1	1	0	1	1	4
15	Sundjata Gaines	8:45	0	0	0	0	1	2	0	3	3	2	0	2	1	0	1
6	Othys Jefferson	DNP - Coach's Decision															
47	Andrei Kirilenko	DND - Strained calf															
13	Mehmet Okur	DND - Strained Back															
17	Ronnie Price	DND - Sprained Wrist															
TOTALS:		39	77	11	19	22	34	7	23	30	27	25	8	11	2	11	111
PERCENTAGES:		50.6%	57.9%	64.7%	TM REB:	11	TOT TO:	11 (18 PTS)									
SCORE BY PERIODS		1	2	3	4	FINAL											
Jazz		28	23	30	32	111											
THUNDER		29	30	31	29	119											
Inactives: Jazz - Koufos Thunder - Anderson, Harden, Mullens																	
Technical Fouls - Individual																	
Jazz (2): Sloan 1:41 2nd, Boozer 4:38 4th																	
THUNDER: NONE																	
Pts. in the Pt. Jazz 38 (19/38), THUNDER 48 (24/34)		Biggest Lead Jazz 0, THUNDER 14															
2nd Chance Pts. Jazz 11 (4/6), THUNDER 10 (3/6)		Lead Changes 0															
FB Pts. Jazz 9 (2/4), THUNDER 16 (7/8)		Times Tied 2															
MEMO: 20th sellout of the season																	
MEMO: Jazz Matthews career-high 29 points																	

NATIONAL BASKETBALL ASSOCIATION		OFFICIAL SCORER'S REPORT															
3/17/2010 Time Warner Cable Arena, Charlotte, NC		FINAL BOX															
Officials: #41 Ken Mauer, #86 Sean Wright, #87 John Goble		Time of Game: 2:14 Attendance: 16,179															
VISITOR: Oklahoma City Thunder (41-25)		HOME: CHARLOTTE BOBCATS (35-32)															
NO	PLAYER	MIN	FG	FGA	3P	3PA	FT	FTA	OR	DR	TOT	A	PF	ST	TO	BS	PTS
22	Jeff Green	F 32:22	7	14	1	1	2	2	1	5	6	3	5	0	1	1	17
35	Kevin Durant	F 40:12	9	25	0	7	8	8	4	6	10	1	2	1	0	0	26
12	Nenad Krstic	C 30:23	3	6	0	0	0	0	1	7	8	0	3	1	2	2	6
2	Thabo Sefolosha	G 28:25	1	4	0	1	0	0	1	3	4	1	2	1	2	2	2
0	Russell Westbrook	G 31:04	6	16	0	2	3	4	0	1	1	10	5	1	6	0	15
4	Nick Collison	25:21	6	8	0	0	3	4	1	5	6	0	5	0	1	1	15
5	Kyle Weaver	12:18	0	1	0	0	0	0	0	4	4	1	0	0	0	0	0
6	Eric Maynor	16:29	2	3	1	2	0	0	1	1	5	1	1	1	1	1	5
9	Serge Ibaka	17:59	3	4	0	0	0	0	1	2	3	0	3	0	1	2	6
7	Kevin Ollie	DNP - Coach's Decision															
36	Etan Thomas	DNP - Coach's Decision															
3	DJ White	DNP - Coach's Decision															
TOTALS:		37	82	2	13	16	18	9	34	43	22	28	6	13	7	82	
PERCENTAGES:		45.1%	15.4%	66.9%	TM REB:	5	TOT TO:	13 (17 PTS)									
SCORE BY PERIODS		1	2	3	4	FINAL											
Thunder		28	25	19	22	92											
BOBCATS		15	28	30	27	100											
Inactives: Thunder - Harden, Mullens, Shalun Bobcats - Ajana, Hughes, Mohammed																	
Technical Fouls - Individual																	
Thunder: NONE																	
BOBCATS (1): Thomas 6:36 2nd																	
Technical Fouls - Defensive Three Second																	
Thunder: NONE																	
BOBCATS (1): 3:44 2nd																	
Pts. in the Pt. Thunder 48 (23/44), BOBCATS 50 (25/48)		Biggest Lead Thunder 19, BOBCATS 10															
2nd Chance Pts. Thunder 10 (5/8), BOBCATS 14 (7/8)		Lead Changes 4															
FB Pts. Thunder 11 (4/8), BOBCATS 17 (8/10)		Times Tied 4															
MEMO: Review confirms 3 FTAs																	

NATIONAL BASKETBALL ASSOCIATION		OFFICIAL SCORER'S REPORT															
3/19/2010 Air Canada Centre, Toronto, ON		FINAL BOX															
Officials: #33 Sean Corbin, #43 Dan Crawford, #61 Courtney Kirkland		Time of Game: 2:14 Attendance: 19,351															
VISITOR: Oklahoma City Thunder (42-25)		HOME: TORONTO RAPTORS (33-34)															
NO	PLAYER	MIN	FG	FGA	3P	3PA	FT	FTA	OR	DR	TOT	A	PF	ST	TO	BS	PTS
22	Jeff Green	F 33:12	8	19	4	10	3	4	2	5	7	0	1	0	0	0	25
35	Kevin Durant	F 31:47	7	16	0	4	17	18	4	2	6	3	3	0	0	0	31
12	Nenad Krstic	C 22:05	4	12	0	0	0	4	4	8	0	2	0	0	1	8	
2	Thabo Sefolosha	G 28:09	3	5	0	1	0	2	1	4	5	2	2	2	1	1	6
0	Russell Westbrook	G 28:15	3	10	0	1	5	5	1	2	3	10	1	2	2	0	11
4	Nick Collison	13:55	3	7	0	0	0	0	4	4	8	0	4	0	1	0	6
5	Kyle Weaver	20:23	4	8	4	5	0	0	0	3	3	1	0	3	1	2	12
9	Serge Ibaka	15:21	1	5	0	0	0	1	4	5	0	3	0	2	2	2	2
6	Eric Maynor	21:46	2	6	0	1	0	0	0	3	3	2	0	2	0	4	
3	DJ White	12:00	3	6	0	0	2	2	3	2	5	0	1	2	1	0	8
7	Kevin Ollie	6:53	0	0	0	0	0	0	0	0	0	1	1	0	0	0	0
36	Etan Thomas	6:16	0	2	0	0	2	2	0	0	0	2	0	0	0	1	2
TOTALS:		39	84	8	22	29	33	20	33	53	20	12	10	7	115		
PERCENTAGES:		41.5%	36.4%	87.9%	TM REB:	7	TOT TO:	11 (11 PTS)									
SCORE BY PERIODS		1	2	3	4	FINAL											
Thunder		36	32	26	18	115											
RAPTORS		25	19	21	24	89											
Inactives: Thunder - Harden, Mullens, Shalun Raptors - O'Bryant, Wright																	
Technical Fouls - Individual																	
Thunder: NONE																	
RAPTORS (1): Tiano 0:52 7 2nd																	
Pts. in the Pt. Thunder 44 (22/42), RAPTORS 38 (18/37)		Biggest Lead Thunder 34, RAPTORS 2															
2nd Chance Pts. Thunder 27 (1/20), RAPTORS 8 (3/8)		Lead Changes 7															
FB Pts. Thunder 34 (13/23), RAPTORS 10 (4/7)		Times Tied 4															
MEMO: Review confirms 3 FTAs																	

NATIONAL BASKETBALL ASSOCIATION		OFFICIAL SCORER'S REPORT															
3/21/2010 Conseco Fieldhouse, Indianapolis, IN		FINAL BOX															
Officials: #22 Bill Spooner, #60 Orlando Poole, #68 Zach Zarba		Time of Game: 2:09 Attendance: 14,701															
VISITOR: Oklahoma City Thunder (42-26)		HOME: INDIANA PACERS (24-46)															
NO	PLAYER	MIN	FG	FGA	3P	3PA	FT	FTA	OR	DR	TOT	A	PF	ST	TO	BS	PTS
36	Kevin Durant	F 33:09	4	16	1	6	7	7	2	3	5	3	2	2	5	1	16
22	Jeff Green	F 33:49	6	10	1	2	7	7	1	5	6	3	0	0	0	1	20
12	Nenad Krstic	C 15:50	4	7	0	0	0	0	0	1	1	0	1	0	0	1	8
2	Thabo Sefolosha	G 22:59	3	8	1	3	1	1	0	0	0	0	0	3	0	0	8
0	Russell Westbrook	G 18:45	0	4	0	0	0	0	1	0	1	5	2	0	2	0	0
5	Kyle Weaver	27:40	1	6	1	5	1	2	1	3	4	2	3	0	0	0	4
4	Nick Collison	16:24	3	7	0	0	1	2	4	1	5	0	4	1	0	0	7
6	Eric Maynor	33:27	7	13	0	0	1	1	1	3	4	11	3	2	5	0	15
9	Serge Ibaka	19:40	5	8	0	0	0	0	5	7	12	0	2	1	1	1	10
3	DJ White	10:17	2	6	0	0	2	2	1	1	2	0	1	0	0	1	6
7	Kevin Ollie	10:00	3	4	0	0	1	1	0	4	4	1	0	0	2	0	7
36	Etan Thomas	DNP - Coach's Decision															
TOTALS:		38	88	4	16	21	23	16	28	44	25	21	6	15	5	101	
PERCENTAGES:		43.2%	25.0%	81.3%	TM REB:	2	TOT TO:	16 (26 PTS)									
SCORE BY PERIODS		1	2	3	4	FINAL											
Thunder		25	23	28	27	101											
PACERS		32	27	34	28	121											
Inactives: Thunder - Harden, Mullens, Shalun Pacers - Foster, Hansbrough																	
Technical Fouls - Individual																	
Thunder (1): Westbrook 1:27 3rd																	
PACERS: NONE																	
Pts. in the Pt. Thunder 54 (27/43), PACERS 56 (28/41)		Biggest Lead Thunder 0, PACERS 31															
2nd Chance Pts. Thunder 16 (7/15), PACERS 20 (10/14)		Lead Changes 0															
FB Pts. Thunder 13 (5/8), PACERS 16 (7/8)		Times Tied 1															
MEMO: Review confirms 3 FTAs																	

NATIONAL BASKETBALL ASSOCIATION OFFICIAL SCORER'S REPORT FINAL BOX

3/22/2010 Ford Center, Oklahoma City, OK
 Officials: #32 Eddie F. Rush, #52 Pat Fraher, #64 Eli Roe

Time of Game: 2:23
 Attendance: 18,203

VISITOR: San Antonio Spurs (42-27)

NO	PLAYER	MIN	FG	FGA	3P	3PA	FT	FTA	OR	DR	TOT	A	PF	ST	TO	BS	PTS	
24	Richard Jefferson	F 27:32	2	8	0	2	1	1	0	2	2	1	3	0	1	1	4	
21	Tim Duncan	F 35:25	8	13	0	0	2	4	0	7	7	6	1	0	1	1	14	
34	Antonio McDyess	C 20:11	2	5	0	0	0	0	2	6	7	2	2	0	2	0	4	
20	Manu Ginobili	G 34:06	7	18	2	5	5	7	1	4	5	5	2	2	2	1	21	
3	George Hill	G 35:45	9	14	2	3	7	9	1	4	5	0	4	0	2	0	27	
15	Matt Bonner	27:24	3	9	1	5	1	1	1	2	3	1	2	0	1	0	8	
10	Kath Bates	7:03	0	2	0	1	0	0	0	0	0	0	2	0	0	0	0	
8	Roger Mason	32:33	5	11	3	7	0	0	1	3	4	4	2	0	0	0	13	
45	Dakuan Blair	12:35	3	6	0	1	2	1	2	3	0	4	1	0	0	0	7	
1	Malik Hairston	7:26	0	1	0	1	0	0	1	1	2	0	0	0	0	0	0	
28	Ian Mahinmi	DNP - Coach's Decision																
2	Garratt Temple	DNP - Coach's Decision																
TOTALS:			37	85	8	26	17	24	8	30	38	18	22	3	9	2	89	
PERCENTAGES:			43.5%	32.0%	70.6%	TM REB:	14	TOT TO: 11 (18 PTS)										

HOME: OKLAHOMA CITY THUNDER (42-27)

NO	PLAYER	MIN	FG	FGA	3P	3PA	FT	FTA	OR	DR	TOT	A	PF	ST	TO	BS	PTS	
35	Kevin Durant	F 42:24	15	24	1	4	14	16	0	8	8	1	2	0	3	3	45	
22	Jeff Green	F 31:36	5	12	1	3	5	5	1	5	8	1	5	2	3	0	18	
12	Nenad Krstic	C 20:01	3	7	0	0	2	2	2	2	4	0	2	2	0	1	8	
2	Thabo Sefolosha	G 22:40	0	2	0	1	0	0	1	1	3	0	0	0	0	0	0	
0	Russell Westbrook	G 25:08	5	13	0	2	2	2	1	3	4	4	0	1	1	1	12	
4	Nick Collison	22:01	1	2	0	0	1	2	1	2	3	1	2	1	3	0	3	
8	Serge Ibaka	29:11	3	5	0	0	4	6	2	6	8	0	4	0	2	3	10	
5	Kyle Weaver	14:41	0	3	0	1	0	0	0	1	1	1	1	0	0	0	0	
6	Eric Maynor	30:18	1	5	0	2	0	0	0	4	6	3	0	0	0	0	2	
7	Kevin Ollie	DNP - Coach's Decision																
36	Elan Thomas	DNP - Coach's Decision																
3	DJ White	DNP - Coach's Decision																
TOTALS:			33	73	2	13	28	32	7	32	39	16	23	5	12	8	98	
PERCENTAGES:			46.2%	16.4%	87.5%	TM REB:	8	TOT TO: 12 (7 PTS)										

SCORE BY PERIODS

	1	2	3	4	FINAL
Spurs	25	31	25	18	89
THUNDER	34	25	17	20	96

Inactive: Spurs - Parker Thunder - Harden, Mullens, Shakur

Technical Fouls - Defensive Three Second

Spurs (1): 5:01 2nd

THUNDER: NONE

Pts. In the Pt. Spurs 38 (19/38), THUNDER 46 (23/33)

2nd Chance Pts. Spurs 15 (8/10), THUNDER 10 (2/4)

FB Pts. Spurs 5 (2/3), THUNDER 8 (3/6)

Biggest Lead Spurs 8, THUNDER 14

Lead Changes 12

Times Tied 11

MEMO: OKC's Kevin Durant toe season-high with 45 points.

Copyright (c) 2010 NBA Properties, INC. All Rights Reserved

NATIONAL BASKETBALL ASSOCIATION OFFICIAL SCORER'S REPORT FINAL BOX

3/22/2010 Ford Center, Oklahoma City, OK
 Officials: #30 Tony Brown, #41 Kam Mauer, #59 Gary Zietzhold

Time of Game: 2:10
 Attendance: 18,203

VISITOR: Houston Rockets (36-34)

NO	PLAYER	MIN	FG	FGA	3P	3PA	FT	FTA	OR	DR	TOT	A	PF	ST	TO	BS	PTS	
1	Travor Ariza	F 29:36	8	14	3	4	1	2	0	3	3	2	2	2	1	2	20	
4	Luca Scifo	F 37:28	11	26	0	0	3	3	3	3	6	1	3	1	0	0	25	
44	Chauncey Hays	C 22:41	4	5	0	0	1	2	1	5	6	3	1	0	0	0	9	
12	Kevin Martin	G 27:58	3	8	0	0	2	2	0	1	1	3	3	0	1	0	8	
0	Aaron Brooks	G 31:51	3	12	3	7	2	3	1	1	2	7	2	2	2	0	11	
3	Hilton Armstrong	8:38	1	3	0	1	0	2	1	0	1	0	2	0	1	0	2	
7	Kyle Lowry	24:14	4	11	3	6	4	4	0	4	4	2	2	1	2	0	15	
10	Chase Budinger	18:24	0	3	0	0	0	0	1	2	3	0	0	0	0	0	0	
33	Miles Harris	26:12	3	8	0	0	1	2	4	4	8	1	3	2	0	1	7	
8	Jermaine Taylor	12:00	1	5	0	1	5	6	2	1	3	1	1	0	2	1	7	
27	Jordan Hill	DND - Sprained Ankle																
20	Jared Jeffries	DND - Sore Achilles																
TOTALS:			38	83	9	19	19	28	13	24	37	20	19	8	9	4	104	
PERCENTAGES:			40.9%	47.4%	73.1%	TM REB:	12	TOT TO: 9 (16 PTS)										

HOME: OKLAHOMA CITY THUNDER (43-27)

NO	PLAYER	MIN	FG	FGA	3P	3PA	FT	FTA	OR	DR	TOT	A	PF	ST	TO	BS	PTS	
36	Kevin Durant	F 30:53	8	16	1	4	8	8	0	4	4	3	1	1	1	2	26	
22	Jeff Green	F 36:07	5	11	3	4	0	0	0	5	5	6	3	1	0	2	19	
12	Nenad Krstic	C 20:08	5	9	0	1	1	2	0	3	3	0	1	0	1	1	13	
2	Thabo Sefolosha	G 22:06	5	6	1	2	0	0	1	1	2	0	0	0	0	0	11	
0	Russell Westbrook	G 25:36	2	7	0	1	0	0	3	2	6	8	2	0	6	1	4	
4	Nick Collison	22:11	2	4	0	0	2	2	1	8	9	1	2	0	0	0	6	
13	James Harden	25:55	6	10	3	4	5	0	2	2	2	2	3	2	1	1	23	
6	Eric Maynor	22:25	5	8	0	0	0	0	0	1	1	8	1	0	1	1	10	
9	Serge Ibaka	23:19	3	5	0	0	0	0	1	7	8	0	5	1	4	4	6	
36	Elan Thomas	5:41	1	2	0	0	1	2	1	1	2	0	2	0	0	0	3	
5	Kyle Weaver	5:41	1	2	0	0	0	0	1	1	0	0	0	0	0	0	2	
7	Kevin Ollie	DNP - Coach's Decision																
TOTALS:			47	80	8	16	20	22	8	36	41	30	20	5	13	12	122	
PERCENTAGES:			58.8%	50.0%	90.0%	TM REB:	7	TOT TO: 13 (16 PTS)										

SCORE BY PERIODS

	1	2	3	4	FINAL
Rockets	25	32	25	22	104
THUNDER	38	35	27	21	122

Inactive: Rockets - Anderson, Battler, Yao Thunder - Mullens, Shakur, White

Technical Fouls - Individual

Rockets (1): Brooks 7:48 3rd

THUNDER: NONE

Pts. In the Pt. Rockets 60 (26/51), THUNDER 44 (22/36)

2nd Chance Pts. Rockets 14 (6/14), THUNDER 9 (3/5)

FB Pts. Rockets 6 (3/7), THUNDER 10 (8/11)

Biggest Lead Rockets - THUNDER 25

Lead Changes 0

Times Tied 0

Copyright (c) 2010 NBA Properties, INC. All Rights Reserved

NATIONAL BASKETBALL ASSOCIATION OFFICIAL SCORER'S REPORT FINAL BOX

3/28/2010 Ford Center, Oklahoma City, OK
 Officials: #10 Ron Garretson, #11 Phil Robinson, #25 Tony Brothers

Time of Game: 2:14
 Attendance: 18,203

VISITOR: Los Angeles Lakers (53-19)

NO	PLAYER	MIN	FG	FGA	3P	3PA	FT	FTA	OR	DR	TOT	A	PF	ST	TO	BS	PTS	
37	Ron Artest	F 33:37	1	6	0	3	0	2	2	1	3	1	2	1	2	0	2	
7	Lamar Odom	F 33:27	7	16	0	2	1	2	1	6	7	0	2	1	2	0	16	
16	Pau Gasol	C 27:28	3	10	0	0	3	4	3	2	5	0	1	1	2	1	9	
24	Kobe Bryant	G 30:01	4	11	0	2	3	3	1	5	8	3	4	1	9	0	11	
2	Derek Fisher	G 18:52	2	6	0	1	3	3	0	0	0	1	2	0	0	0	7	
1	Jordan Farmer	23:38	1	5	1	4	1	4	0	3	3	0	2	0	1	0	4	
12	Shannon Brown	26:20	4	10	1	2	0	0	2	3	5	1	2	1	0	0	9	
28	DJ Mbenge	17:44	1	2	0	0	2	4	1	1	2	0	1	0	1	2	4	
21	Josh Powell	16:53	4	6	0	1	0	0	2	4	6	1	3	0	1	0	8	
18	Sasha Vujacic	2:48	0	0	0	0	0	0	1	1	0	0	0	0	0	0	0	
8	Adam Morrison	9:12	2	2	0	0	2	2	0	1	1	1	0	1	0	0	6	
17	Andrew Bynum	DND - Strained Left Achilles																
TOTALS:			29	74	2	15	15	24	12	27	39	7	18	5	18	3	75	
PERCENTAGES:			39.2%	13.3%	82.5%	TM REB:	9	TOT TO: 18 (21 PTS)										

HOME: OKLAHOMA CITY THUNDER (44-28)

NO	PLAYER	MIN	FG	FGA	3P	3PA	FT	FTA	OR	DR	TOT	A	PF	ST	TO	BS	PTS
35	Kevin Durant	F 34:58	8	19	1	7	7	1	7	8	3	2					

NATIONAL BASKETBALL ASSOCIATION	OFFICIAL SCORER'S REPORT
3/30/2010 Wachovia Center, Philadelphia, PA	FINAL BOX
Officials: #16 Bennett Salvatore, #47 Bonnie Adams, #75 Eric Dalen	Time of Game: 2:13 Attendance: 14,808
VISITOR: Oklahoma City Thunder (45-28)	HOME: PHILADELPHIA 76ERS (28-48)
NO PLAYER	NO PLAYER
35 Kevin Durant F 37:55 8 17 2 4 8 11 2 8 10 2 2 3 4 2 26	72 Jason Kapono F 28:23 0 5 0 3 0 0 1 1 2 2 2 0 0 0 0 0
22 Jeff Green F 28:06 6 17 1 3 3 5 2 1 3 3 4 2 0 0 18	42 Elton Brand F 40:19 11 18 0 0 0 0 2 4 6 0 3 1 1 1 22
12 Nenad Krstic C 23:06 7 12 0 0 0 0 3 3 8 0 3 0 2 0 14	1 Samuel Delany C 20:37 3 5 0 0 0 0 1 2 3 0 2 0 1 0 6
2 Thabo Sefolosha G 27:03 4 7 0 1 1 1 3 5 8 1 0 0 1 0 9	9 Andre Iguodala G 36:14 9 12 2 2 1 2 0 7 7 8 1 3 6 0 21
0 Russell Westbrook G 27:19 3 12 0 0 4 4 1 4 5 14 1 1 1 2 10	11 Jrue Holiday G 27:37 3 7 0 2 5 6 0 3 3 4 3 0 4 0 11
4 Nick Collison 22:38 2 4 0 0 1 2 1 0 1 0 4 1 1 0 5	33 Willie Green 20:10 3 5 0 0 0 0 0 3 3 1 2 0 3 0 8
13 James Harden 21:26 5 7 2 2 0 0 0 4 4 1 0 3 0 0 12	16 Marreese Speights 20:08 1 6 0 0 8 10 2 6 8 1 1 0 1 2 10
9 Serge Ibaka 21:12 5 6 0 0 0 0 2 6 7 0 1 0 0 0 10	14 Jason Smith 11:33 0 4 0 0 0 0 0 0 0 1 1 1 0 0 0
6 Eric Maynor 20:41 3 4 1 1 2 4 0 3 3 5 1 3 1 0 9	25 Rodney Carney 21:02 3 7 0 2 4 4 0 3 3 1 2 0 0 1 10
7 Kevin O'Leary 4:13 0 1 0 0 0 0 0 0 0 0 2 0 0 0 0	20 Jodie Meeks 13:58 3 7 1 2 0 0 0 1 1 2 0 0 0 0 7
5 Kyle Weaver 4:37 0 1 0 0 0 0 0 0 0 0 1 0 0 0 0	23 Louis Williams DND - Low Back Pain
36 Elan Thomas DNP - Coach's Decision	21 Thaddeus Young DND - Right Thumb Fracture
TOTALS: 43 88 6 12 19 27 14 33 47 27 18 13 10 4 111	TOTALS: 38 78 3 11 18 22 6 30 36 18 19 6 17 4 93
PERCENTAGES: 48.9% 50.0% 70.4% TM REB: 8 TOT TO: 10 (9 PTS)	PERCENTAGES: 47.4% 27.3% 81.8% TM REB: 8 TOT TO: 17 (19 PTS)
SCORE BY PERIODS 1 2 3 4 FINAL	SCORE BY PERIODS 1 2 3 4 FINAL
Thunder 33 23 28 27 111	Thunder 30 27 26 26 109
76ERS 23 22 29 18 93	CELTICS 23 28 22 21 104
Inactive: Thunder - Mullens, White, Ersen, Iverson	Inactive: Thunder - Mullens, Shalun, White, Celtics - Landry, Scalabrino
Pts. in the Pt. Thunder 46 (23/52), 76ERS 46 (23/41)	Pts. in the Pt. Thunder 40 (20/38), CELTICS 56 (28/42)
2nd Chance Pts. Thunder 10 (4/3), 76ERS 10 (3/6)	2nd Chance Pts. Thunder 14 (5/1), CELTICS 10 (4/5)
FB Pts. Thunder 16 (5/11), 76ERS 23 (7/10)	FB Pts. Thunder 13 (5/6), CELTICS 16 (7/8)
MEMO: 6:21 delay at start of 4th qtr because of damaged guide wire above shot clock.	MEMO: 6:21 delay at start of 4th qtr because of damaged guide wire above shot clock.

NATIONAL BASKETBALL ASSOCIATION	OFFICIAL SCORER'S REPORT
3/31/2010 TD Garden, Boston, MA	FINAL BOX
Officials: #26 Bob Delaney, #56 Mark Ayotte, #58 Zach Zarba	Time of Game: 2:18 Attendance: 15,624 (Sellout)
VISITOR: Oklahoma City Thunder (45-28)	HOME: BOSTON CELTICS (47-27)
NO PLAYER	NO PLAYER
35 Kevin Durant F 44:12 10 20 2 5 15 15 2 6 8 2 0 1 2 0 37	34 Paul Pierce F 37:15 5 10 1 3 4 5 1 6 8 8 5 2 2 1 15
22 Jeff Green F 38:06 7 14 3 4 0 0 1 3 4 1 0 1 0 1 2 17	5 Kevin Garnett F 30:52 9 13 0 0 0 0 2 7 9 4 1 0 1 0 1 18
12 Nenad Krstic C 35:14 2 7 0 0 2 4 3 5 8 0 3 0 2 0 8	43 Kendrick Perkins C 22:25 2 4 0 0 2 2 2 4 8 0 3 0 1 3 8
2 Thabo Sefolosha G 22:13 3 5 0 0 1 2 1 2 1 2 2 2 0 0 7	20 Ray Allen G 33:04 6 12 0 5 1 1 0 1 1 2 3 0 2 0 13
0 Russell Westbrook G 27:19 3 12 0 1 3 3 2 1 3 10 0 0 2 0 21	9 Rajon Rondo G 38:06 8 12 0 0 0 0 1 4 6 11 4 5 4 0 18
13 James Harden 25:47 1 2 0 1 3 4 0 3 3 3 3 2 2 0 5	11 Glen Davis 17:04 3 6 0 0 4 5 0 2 2 0 0 0 1 0 10
4 Nick Collison 12:46 2 4 0 0 2 4 1 3 4 0 6 0 1 2 6	30 Rasheed Wallace 26:35 7 8 2 3 2 4 1 0 1 1 3 0 3 0 18
9 Serge Ibaka 12:42 1 2 0 0 0 0 1 3 4 0 6 0 1 1 2	7 Marquis Daniels 14:56 1 2 0 0 0 0 0 1 1 1 3 1 0 0 2
6 Eric Maynor 14:37 3 4 0 0 2 2 0 0 0 0 4 1 0 1 0 8	4 Nate Robinson 11:59 1 5 0 2 0 0 0 0 0 0 4 3 0 0 2
7 Kevin O'Leary DNP - Coach's Decision	40 Michael Finley 10:45 2 2 0 0 0 0 0 1 1 1 0 1 0 0 4
36 Elan Thomas DNP - Coach's Decision	42 Tony Allen DNP - Coach's Decision
5 Kyle Weaver DNP - Coach's Decision	13 Sheldon Williams DNP - Coach's Decision
TOTALS: 38 75 5 11 28 34 11 25 36 22 21 6 12 5 108	TOTALS: 44 74 3 13 13 17 7 25 32 30 25 9 14 5 104
PERCENTAGES: 50.7% 45.5% 82.4% TM REB: 8 TOT TO: 12 (12 PTS)	PERCENTAGES: 56.5% 23.1% 76.5% TM REB: 1 TOT TO: 16 (16 PTS)
SCORE BY PERIODS 1 2 3 4 FINAL	SCORE BY PERIODS 1 2 3 4 FINAL
Thunder 30 27 26 26 109	Thunder 30 27 26 26 109
CELTICS 23 28 22 21 104	CELTICS 23 28 22 21 104
Inactive: Thunder - Mullens, Shalun, White, Celtics - Landry, Scalabrino	Inactive: Thunder - Mullens, Shalun, White, Celtics - Landry, Scalabrino
Pts. in the Pt. Thunder 40 (20/38), CELTICS 56 (28/42)	Pts. in the Pt. Thunder 40 (20/38), CELTICS 56 (28/42)
2nd Chance Pts. Thunder 14 (5/1), CELTICS 10 (4/5)	2nd Chance Pts. Thunder 14 (5/1), CELTICS 10 (4/5)
FB Pts. Thunder 13 (5/6), CELTICS 16 (7/8)	FB Pts. Thunder 13 (5/6), CELTICS 16 (7/8)
MEMO: 6:21 delay at start of 4th qtr because of damaged guide wire above shot clock.	MEMO: 6:21 delay at start of 4th qtr because of damaged guide wire above shot clock.

NATIONAL BASKETBALL ASSOCIATION	OFFICIAL SCORER'S REPORT
4/3/2010 American Airlines Center, Dallas, TX	FINAL BOX
Officials: #11 Phil Robinson, #34 Marc Davis, #9 Derrick Stafford	Time of Game: 2:30 Attendance: 20,328 (Sellout)
VISITOR: Oklahoma City Thunder (47-28)	HOME: DALLAS MAVERICKS (50-27)
NO PLAYER	NO PLAYER
35 Kevin Durant F 38:14 7 18 0 3 9 11 2 3 5 6 3 5 5 1 23	0 Shawn Marion F 15:33 3 4 0 0 2 2 0 1 1 1 1 0 0 0 8
22 Jeff Green F 38:47 9 15 1 3 3 3 0 5 5 2 2 0 1 0 22	41 Dirk Nowitzki F 43:51 10 19 0 0 10 10 3 10 13 3 3 0 5 0 30
12 Nenad Krstic C 20:13 4 8 0 0 1 1 3 3 8 1 2 0 0 0 6	25 Erik Dampier C 20:11 2 2 0 0 0 0 2 4 6 0 3 1 0 2 4
2 Thabo Sefolosha G 22:57 2 3 1 2 3 4 2 3 5 1 1 2 0 0 8	4 Caron Butler G 38:36 3 11 0 0 2 2 4 6 10 2 3 2 3 0 8
0 Russell Westbrook G 32:39 6 16 0 0 5 5 2 1 3 8 3 0 3 0 17	2 Jason Kidd G 34:28 10 15 3 8 1 2 1 3 4 6 4 3 2 1 24
4 Nick Collison 27:44 6 7 0 0 5 6 1 0 1 0 4 1 1 0 17	33 Brandon Haywood 18:23 3 3 0 0 3 4 2 1 3 0 2 0 3 1 9
13 James Harden 18:14 3 5 1 3 4 4 0 2 2 3 3 1 3 0 11	31 Jason Terry 24:18 2 10 0 6 0 0 0 1 1 6 3 1 1 0 4
9 Eric Maynor 21:12 5 8 2 3 2 4 0 0 2 4 0 1 0 0 14	3 Rodrigue Beaubois 9:54 3 6 0 2 1 1 0 1 1 1 3 0 2 0 7
6 Serge Ibaka 18:59 0 3 0 0 0 0 0 5 5 0 5 1 0 0 0	11 Jose Juan Barea 18:36 3 6 0 2 4 5 0 0 0 1 4 0 0 0 10
7 Kevin O'Leary DNP - Coach's Decision	14 Eduardo Najera 13:36 4 5 2 3 1 1 0 0 0 0 2 0 2 1 11
36 Elan Thomas DNP - Coach's Decision	82 DeShawn Stevenson 1:35 0 0 0 0 1 2 0 0 0 0 0 0 0 1 1
5 Kyle Weaver DNP - Coach's Decision	13 Matt Carroll DNP - Coach's Decision
TOTALS: 42 81 5 14 32 38 10 24 34 22 23 11 13 1 121	TOTALS: 43 81 5 18 25 29 12 27 39 20 28 8 18 6 118
PERCENTAGES: 51.9% 35.7% 84.2% TM REB: 8 TOT TO: 14 (17 PTS)	PERCENTAGES: 63.1% 28.3% 86.2% TM REB: 6 TOT TO: 18 (31 PTS)
SCORE BY PERIODS 1 2 3 4 FINAL	SCORE BY PERIODS 1 2 3 4 FINAL
Thunder 35 32 27 27 121	Thunder 35 32 27 27 121
MAVERICKS 37 22 26 31 118	MAVERICKS 37 22 26 31 118
Inactive: Thunder - Mullens, Shalun, White, Mavericks - Thomas	Inactive: Timberwolves - Javel, Micoic, Thunder - Mullens, Shalun, White
Technical Fouls - Individual	Technical Fouls - Individual
Thunder: NONE	Thunder: NONE
MAVERICKS (1): Najera 10:42 2nd	MAVERICKS (1): Najera 10:42 2nd
Pts. in the Pt. Thunder 48 (23/37), MAVERICKS 56 (28/43)	Pts. in the Pt. Thunder 38 (19/37), THUNDER 48 (24/41)
2nd Chance Pts. Thunder 13 (7/9), MAVERICKS 11 (4/9)	2nd Chance Pts. Timberwolves 8 (3/7), THUNDER 20 (10/15)
FB Pts. Thunder 20 (7/9), MAVERICKS 23 (10/12)	FB Pts. Timberwolves 13 (4/7), THUNDER 14 (4/5)
MEMO: Mavericks - season-high 1st Qtr points	MEMO: With basket at 6:00 of 4th qtr. Durant broke franchise mark for points in season
MEMO: Durant - ties career-high steals	MEMO: Durant has scored 2,258 points so far this season
	MEMO: Record was held by Dale Ellis who scored 2,253 points during the 1988-89 season
	MEMO: Thunder's Westbrook career-high 16 assists

NATIONAL BASKETBALL ASSOCIATION	OFFICIAL SCORER'S REPORT
4/4/2010 Ford Center, Oklahoma City, OK	FINAL BOX
Officials: #36 David Jones, #57 Greg Willard, #57 John Goble	Time of Game: 2:25 Attendance: 18,203
VISITOR: Minnesota Timberwolves (15-62)	HOME: OKLAHOMA CITY THUNDER (48-28)
NO PLAYER	NO PLAYER
8 Ryan Gomes F 36:59 7 13 4 7 4 5 0 3 3 0 0 0 0 0 22	35 Kevin Durant F 40:28 13 22 2 4 12 12 4 5 9 2 4 1 2 2 40
25 Al Jefferson F 38:34 5 11 0 0 6 6 1 6 7 3 2 0 1 2 16	22 Jeff Green F 40:25 8 15 2 6 2 2 0 10 10 2 3 1 3 1 18
1 Ryan Hollins C 13:25 2 3 0 0 2 2 0 3 3 2 5 0 2 0 6	12 Nenad Krstic C 28:12 7 14 0 0 0 0 4 2 6 0 2 0 0 1 14
22 Corey Brewer G 31:01 8 13 1 3 1 1 0 2 2 3 4 1 3 0 18	2 Thabo Sefolosha G 35:17 3 4 1 1 2 2 0 1 1 1 2 2 0 0 9
10 Jonny Flynn G 34:09 8 11 1 2 5 7 0 4 4 5 3 1 4 0 22	0 Russell Westbrook G 31:56 4 11 0 1 2 2 1 1 2 16 4 2 1 0 10
42 Kevin Love 28:39 3 12 0 2 0 0 5 4 9 2 2 0 1 0 6	4 Nick Collison 11:22 2 3 0 0 0 0 2 3 5 1 1 1 1 0 4
3 Damien Wilkins 24:17 3 4 0 0 6 6 0 2 2 0 3 1 0 1 12	9 Serge Ibaka 23:07 7 12 0 0 0 0 4 5 9 0 4 0 1 2 14
1 Sasha Pavlovic 4:29 0 2 0 1 0 0 0 0 0 0 1 0 0 0 0	6 Eric Maynor 18:22 1 4 0 1 0 0 1 1 2 3 2 0 1 0 2
7 Ramon Sessions 13:51 1 5 0 1 4 4 0 2 2 1 0 1 1 0 6	13 James Harden 14:51 3 6 0 0 1 2 0 4 4 0 2 1 0 0 7
4 Oleslay Pecherov 3:18 0 1 0 0 0 0 1 1 2 0 0 0 0 0 0	7 Kevin O'Leary DNP - Coach's Decision
19 Wayne Ellington 11:18 0 3 0 1 0 0 0 0 0 0 1 0 0 0 0	36 Elan Thomas DNP - Coach's Decision
14 Brian Cardinal DNP - Coach's Decision	5 Kyle Weaver DNP - Coach's Decision
TOTALS: 37 78 6 17 28 32 7 27 34 18 18 4 13 2 108	TOTALS: 46 91 6 13 19 20 16 32 48 25 24 7 12 6 118
PERCENTAGES: 47.4% 35.3% 87.5% TM REB: 7 TOT TO: 15 (21 PTS)	PERCENTAGES: 60.6% 38.6% 95.0% TM REB: 2 TOT TO: 13 (14 PTS)
SCORE BY PERIODS 1 2 3 4 FINAL	SCORE BY PERIODS 1 2 3 4 FINAL
Timberwolves 25 25 31 27 108	Thunder 35 32 27 27 121
THUNDER 37 22 26 31 118	THUNDER 37 22 26 31 118
Inactive: Timberwolves - Javel, Micoic, Thunder - Mullens, Shalun, White	Inactive: Timberwolves - Javel, Micoic, Thunder - Mullens, Shalun, White
Technical Fouls - Individual	Technical Fouls - Individual
Timberwolves (1): Brewer 3:46 3rd	Thunder: NONE
THUNDER: NONE	THUNDER: NONE
Pts. in the Pt. Timberwolves 38 (19/37), THUNDER 48 (24/41)	Pts. in the Pt. Timberwolves 38 (19/37), THUNDER 48 (24/41)
2nd Chance Pts. Timberwolves 8 (3/7), THUNDER 20 (10/15)	2nd Chance Pts. Timberwolves 8 (3/7), THUNDER 20 (10/15)
FB Pts. Timberwolves 13 (4/7), THUNDER 14 (4/5)	FB Pts. Timberwolves 13 (4/7), THUNDER 14 (4/5)
MEMO: With basket at 6:00 of 4th qtr. Durant broke franchise mark for points in season	MEMO: Durant has scored 2,258 points so far this season
MEMO: Durant has scored 2,258 points so far this season	MEMO: Record was held by Dale Ellis who scored 2,253 points during the 1988-89 season
MEMO: Record was held by Dale Ellis who scored 2,253 points during the 1988-89 season	MEMO: Thunder's Westbrook career-high 16 assists

NATIONAL BASKETBALL ASSOCIATION OFFICIAL SCORER'S REPORT FINAL BOX 4/8/2010 EnergySolutions Arena, Salt Lake City, UT Officials: #16 Bennett Salvatore, #26 Tony Brothers, #75 Eric Dolen Time of Game: 2:49 Attendance: 19,911 VISITOR: Oklahoma City Thunder (48-28) NO PLAYER MIN FG FGA 3P SPA FT FTA OR DR TOT A PF ST TO BS PTS 22 Jeff Green F 44:34 9 18 2 5 0 2 0 7 7 3 2 2 2 2 20 35 Kevin Durant F 43:30 13 29 7 13 12 12 2 5 7 4 4 2 3 2 45 12 Nenad Krstic C 23:46 4 5 0 0 0 0 0 3 3 6 0 4 0 1 2 8 2 Thabo Sefolosha G 30:01 0 5 0 0 4 0 0 0 3 4 3 2 1 1 0 0 0 Russell Westbrook G 27:57 7 15 1 2 12 13 3 2 5 9 6 0 7 2 37 4 Nick Collison 20:40 2 3 1 1 2 2 2 2 4 1 2 0 0 0 0 7 13 James Harden 26:38 4 7 2 5 6 6 0 4 4 0 3 1 2 0 0 16 9 Serge Ibaka 20:50 4 6 0 0 5 6 3 3 8 0 3 0 0 2 13 5 Eric Maynor 15:06 2 3 0 0 0 0 0 1 1 6 1 0 2 0 4 7 7 Kevin Ollie DNP - Coach's Decision 36 Elan Thomas DNP - Coach's Decision 5 Kyle Weaver DNP - Coach's Decision TOTALS: 45 90 13 30 36 41 13 30 43 27 27 7 18 11 139 PERCENTAGES: 50.0% 43.3% 87.8% TM REB: 11 TOT TO: 18 (28 PTS) HOME: UTAH JAZZ (51-27) NO PLAYER MIN FG FGA 3P SPA FT FTA OR DR TOT A PF ST TO BS PTS 34 CJ Miles F 45:40 5 12 2 5 4 8 1 1 2 3 5 1 4 1 16 5 Carlos Boozer F 44:14 12 20 0 0 4 7 7 8 15 5 0 2 2 0 28 13 Mehmet Okur C 28:35 6 12 3 5 5 5 2 5 7 4 1 4 0 20 23 Wesley Matthews G 41:45 4 11 2 3 4 4 3 1 4 4 5 3 2 0 14 8 Deron Williams G 42:23 14 23 4 7 10 11 0 3 3 10 3 0 1 0 42 17 Ronnie Price 10:37 1 2 1 1 2 2 0 2 2 3 2 0 1 0 5 24 Paul Millsap 28:15 7 11 0 0 1 2 2 5 7 0 6 0 1 1 16 26 Kyle Korver 18:48 0 2 0 0 0 0 0 1 1 0 3 0 1 0 0 0 8 Othys Jeffers 1:47 0 1 0 0 0 0 0 0 0 0 0 0 0 0 0 44 Kosta Koufos 3:56 0 0 0 0 0 0 1 1 2 0 1 0 0 0 0 15 Kyrylo Fesenko DNP - NWT - Sore throat 15 Sundiata Gaines DNP - Coach's Decision TOTALS: 49 84 12 21 30 37 16 27 43 29 31 7 16 2 140 PERCENTAGES: 52.1% 67.1% 81.1% TM REB: 5 TOT TO: 16 (31 PTS) SCORE BY PERIODS 1 2 3 4 FINAL Thunder 23 35 29 35 10 138 JAZZ 32 31 24 32 11 140 Inactive: Thunder - Mullens, Shakur, White Jazz - Klenko Technical Fouls - Individual Thunder: NONE JAZZ (1): Boozer 1:27 3rd Pts. in the Pl. Thunder 40 (20/35), JAZZ 58 (29/51) 2nd Chance Pts. Thunder 12 (4/10), JAZZ 22 (10/16) FB Pts. Thunder 14 (4/8), JAZZ 12 (4/8) MEMO: Utah Jazz: Deron Williams, career high points - 42 MEMO: Utah Jazz: Team season-high points - 140 Copyright (c) 2010 NBA Properties, INC. All Rights Reserved

NATIONAL BASKETBALL ASSOCIATION OFFICIAL SCORER'S REPORT FINAL BOX 4/7/2010 Ford Center, Oklahoma City, OK Officials: #31 Scott Wall, #33 Sean Corbin, #48 Scott Foster Time of Game: 2:28 Attendance: 18,332 VISITOR: Denver Nuggets (51-27) NO PLAYER MIN FG FGA 3P SPA FT FTA OR DR TOT A PF ST TO BS PTS 15 Carmelo Anthony F 38:56 7 21 0 1 10 11 3 8 11 1 3 4 5 1 24 31 Nene C 38:48 3 7 0 0 3 4 4 9 13 3 4 3 1 1 9 27 Johan Petro C 14:48 1 2 0 0 0 1 2 4 1 5 0 3 0 1 0 3 6 Arron Affalo G 38:12 7 14 3 3 0 0 0 1 4 5 3 3 0 1 1 17 1 Chauncey Billups G 38:45 8 19 4 8 9 9 1 7 8 4 4 1 4 0 29 14 Joey Graham 15:37 3 4 0 0 0 0 0 1 3 4 1 3 0 3 0 6 5 J.R. Smith 30:17 4 13 0 5 2 3 0 1 1 1 4 4 1 2 10 30 Malik Allen 15:24 0 2 0 0 0 0 1 2 0 2 0 0 0 1 0 7 25 Anthony Carter 7:02 0 0 0 0 0 0 0 1 1 2 0 0 0 1 0 0 3 Ty Lawson 4:13 0 0 0 0 0 0 0 0 0 0 0 0 0 0 0 0 11 Chris Anderson DNP - Coach's Decision 32 Ranaolo Balkman DNP - Coach's Decision TOTALS: 33 82 7 17 25 29 15 35 50 15 28 12 17 6 98 PERCENTAGES: 40.2% 41.2% 86.2% TM REB: 6 TOT TO: 18 (18 PTS) HOME: OKLAHOMA CITY THUNDER (48-30) NO PLAYER MIN FG FGA 3P SPA FT FTA OR DR TOT A PF ST TO BS PTS 35 Kevin Durant F 44:58 9 21 1 5 14 15 0 11 11 4 1 1 3 3 39 22 Jeff Green F 40:31 5 14 0 5 1 4 0 10 10 6 3 1 2 1 11 12 Nenad Krstic C 17:41 1 1 0 0 2 2 0 0 0 0 0 3 0 0 0 4 2 Thabo Sefolosha G 25:03 2 5 0 2 0 0 1 2 3 2 2 0 0 0 4 0 0 Russell Westbrook G 37:14 10 18 0 0 1 2 3 1 4 4 4 2 1 7 2 21 4 Nick Collison 28:58 4 7 0 0 4 6 4 5 9 0 4 0 1 2 12 9 Serge Ibaka 11:10 3 3 0 0 1 2 1 2 3 0 0 0 0 0 7 13 James Harden 20:38 1 7 0 2 0 0 1 0 1 0 3 0 1 1 2 2 6 Eric Maynor 10:46 0 3 0 0 0 0 0 0 0 0 1 2 0 0 0 0 7 Kevin Ollie DNP - Coach's Decision 36 Elan Thomas DNP - Coach's Decision 5 Kyle Weaver DNP - Coach's Decision TOTALS: 35 80 1 14 23 31 10 31 41 17 20 6 14 9 94 PERCENTAGES: 43.8% 67.1% 74.2% TM REB: 9 TOT TO: 16 (24 PTS) SCORE BY PERIODS 1 2 3 4 FINAL Nuggets 30 21 22 25 98 THUNDER 33 18 25 14 84 Inactive: Nuggets - Martin Thunder - Mullens, Shakur, White Technical Fouls - Individual Nuggets (1): Affalo 1:47 1st THUNDER: NONE Technical Fouls - Defensive Three Second Nuggets: NONE THUNDER (2): 6:52 2nd , 7:33 3rd Pts. in the Pl. Nuggets 38 (18/45), THUNDER 56 (28/44) 2nd Chance Pts. Nuggets 15 (8/11), THUNDER 7 (3/8) FB Pts. Nuggets 13 (5/8), THUNDER 29 (11/14) Biggest Lead Nuggets 7, THUNDER 13 Lead Changes: 22 Times Tied: 16 Copyright (c) 2010 NBA Properties, INC. All Rights Reserved

NATIONAL BASKETBALL ASSOCIATION OFFICIAL SCORER'S REPORT FINAL BOX 4/8/2010 Ford Center, Oklahoma City, OK Officials: #17 Joe Crawford, #47 Bernice Adams, #74 Curtis Blair Time of Game: 2:21 Attendance: 18,334 VISITOR: Phoenix Suns (51-28) NO PLAYER MIN FG FGA 3P SPA FT FTA OR DR TOT A PF ST TO BS PTS 53 Grant Hill F 28:15 2 5 0 1 4 8 0 3 3 1 2 1 1 0 8 1 Amar'e Stoudemire F 41:47 10 19 0 0 4 7 5 10 15 0 3 0 5 4 24 20 Jaron Collins C 11:56 1 2 0 0 1 2 1 2 3 0 0 0 1 0 2 3 Jason Richardson G 28:47 5 11 2 5 0 0 1 3 4 0 4 1 2 0 12 13 Steve Nash G 30:58 4 8 1 2 2 2 0 2 2 12 0 0 4 0 11 8 Channing Frye 22:34 3 5 0 1 0 0 0 3 3 1 6 1 3 1 8 3 Jared Dudley 20:10 0 4 0 2 3 4 0 1 1 0 3 0 0 0 0 6 10 Leandro Barbosa 20:08 2 8 2 4 2 2 0 2 2 1 1 0 1 0 8 2 Goran Dragic 17:02 3 7 2 4 0 0 1 4 5 1 1 0 2 1 8 17 Louis Amundson 14:08 4 6 0 0 0 0 3 4 7 0 0 1 0 1 8 55 Earl Clark 5:14 0 1 0 0 0 0 0 1 1 0 0 0 0 0 0 0 21 Dwayne Jones DNP - Coach's Decision TOTALS: 34 75 7 19 18 23 11 35 46 16 20 4 19 7 91 PERCENTAGES: 45.3% 35.8% 68.8% TM REB: 8 TOT TO: 20 (17 PTS) HOME: OKLAHOMA CITY THUNDER (48-30) NO PLAYER MIN FG FGA 3P SPA FT FTA OR DR TOT A PF ST TO BS PTS 35 Kevin Durant F 38:20 10 21 1 3 14 15 3 6 9 2 3 3 0 0 35 22 Jeff Green F 40:04 6 15 1 4 2 3 1 3 4 1 2 4 2 2 15 4 Nick Collison C 18:42 1 4 0 0 0 0 2 1 3 0 3 0 1 0 2 0 Russell Westbrook G 42:03 4 16 0 1 0 0 1 7 8 10 4 2 1 1 8 2 Thabo Sefolosha G 35:09 6 10 2 2 1 1 2 1 3 1 4 1 3 1 15 9 Serge Ibaka 24:06 6 11 0 0 3 3 3 6 9 0 2 1 2 3 15 6 Eric Maynor 18:24 2 7 0 1 0 0 0 1 1 2 0 0 0 0 4 13 James Harden 18:00 0 4 0 2 2 4 0 2 2 0 2 0 2 1 2 2 Elan Thomas 7:12 0 0 0 0 0 0 0 0 0 0 0 0 1 1 0 12 Nenad Krstic DND - Right Knee Contusion 7 Kevin Ollie DNP - Coach's Decision 3 DJ White DNP - Coach's Decision TOTALS: 35 88 4 13 22 27 12 27 39 16 22 11 12 9 98 PERCENTAGES: 39.8% 30.8% 81.6% TM REB: 13 TOT TO: 13 (8 PTS) SCORE BY PERIODS 1 2 3 4 FINAL Suns 31 25 12 22 91 THUNDER 32 26 21 17 91 Inactive: Suns - Griffin, Lopez Thunder - Mullens, Shakur, Weaver Technical Fouls - Individual Suns (1): Stoudemire 6:48 3rd THUNDER: NONE Technical Fouls - Defensive Three Second Suns (1): 5:37 1st THUNDER: NONE Pts. in the Pl. Suns 46 (23/44), THUNDER 48 (24/50) 2nd Chance Pts. Suns 12 (5/10), THUNDER 18 (9/13) FB Pts. Suns 9 (3/5), THUNDER 28 (9/15) Biggest Lead Suns 9, THUNDER 12 Lead Changes: 11 Times Tied: 3 Copyright (c) 2010 NBA Properties, INC. All Rights Reserved

NATIONAL BASKETBALL ASSOCIATION OFFICIAL SCORER'S REPORT FINAL BOX 4/11/2010 ORACLE Arena, Oakland, CA Officials: #22 Bill Spooner, #71 Rodney Mott, #77 Kane Fitzgerald Time of Game: 2:28 Attendance: 18,940 VISITOR: Oklahoma City Thunder (49-31) NO PLAYER MIN FG FGA 3P SPA FT FTA OR DR TOT A PF ST TO BS PTS 35 Kevin Durant F 38:33 13 29 3 8 11 11 2 8 10 6 1 2 2 2 40 22 Jeff Green F 35:14 7 17 2 4 0 3 1 2 3 2 3 2 3 1 16 4 Nick Collison C 17:58 3 9 0 0 0 0 0 7 6 1 2 1 1 0 0 6 2 Thabo Sefolosha G 34:12 2 6 1 1 0 0 2 5 7 2 6 0 2 0 5 0 Russell Westbrook G 38:22 6 17 0 1 8 8 4 1 5 9 3 3 6 0 20 13 James Harden 31:28 7 11 3 6 1 2 2 1 3 1 3 1 3 0 0 1 18 6 Eric Maynor 18:03 2 6 0 1 0 0 1 2 3 6 4 0 1 0 4 9 Serge Ibaka 25:44 4 9 0 0 0 0 0 4 8 12 0 3 0 0 2 8 7 Kevin Ollie 1:28 0 0 0 0 0 0 0 0 0 0 0 0 0 0 0 0 12 Nenad Krstic DND - Right Knee Contusion 36 Elan Thomas DNP - Coach's Decision 3 DJ White DNP - Coach's Decision TOTALS: 44 104 9 21 20 24 23 32 55 25 25 7 14 6 117 PERCENTAGES: 42.3% 42.9% 83.3% TM REB: 6 TOT TO: 14 (16 PTS) HOME: GOLDEN STATE WARRIORS (25-55) NO PLAYER MIN FG FGA 3P SPA FT FTA OR DR TOT A PF ST TO BS PTS 40 Corey Maggette F 21:47 5 10 1 1 4 4 1 3 4 3 2 0 0 3 0 15 64 Anthony Tolliver F 43:58 4 10 0 2 6 7 3 10 13 2 3 1 1 2 14 21 Ronny Turiaf C 26:27 4 6 0 0 1 3 2 2 4 5 4 0 0 3 9 8 Monta Ellis G 37:20 10 21 3 6 4 6 1 3 4 3 4 3 0 3 27 30 Stephen Curry G 34:34 9 16 3 6 4 6 1 6 7 7 2 1 5 0 25 55 Reggie Williams 42:27 8 10 3 3 5 5 0 9 9 3 3 3 3 1 20 22 Anthony Morrow 25:36 2 6 1 2 2 2 0 1 1 2 0 1 0 0 7 31 Chris Hunter 2:16 0 1 0 0 0 0 0 0 0 0 0 0 0 0 0 7 19 DeSean George 5:34 1 1 1 1 1 0 0 0 1 1 0 2 0 0 0 3 77 Vladimir Radmanovic DND - Sore Right Achilles 4 Anthony Randolph DND - Sprained Left Ankle 23 CJ Watson DND - Fractured Rib TOTALS: 41 81 12 21 26 33 8 35 43 25 20 6 16 8 120 PERCENTAGES: 50.6% 57.1% 78.8% TM REB: 7 TOT TO: 15 (14 PTS) SCORE BY PERIODS 1 2 3 4 FINAL Thunder 42 21 27 27 117 WARRIORS 25 31 30 34 120 Inactive: Thunder - Mullens, Shakur, Weaver Warriors - Azubuike, Biehn, Wright Pts. in the Pl. Thunder 58 (29/58), WARRIORS 46 (23/41) 2nd Chance Pts. Thunder 19 (8/25), WARRIORS 14 (8/8) FB Pts. Thunder 28 (11/16), WARRIORS 28 (10/16) Biggest Lead Thunder 20, WARRIORS 6 Lead Changes: 11 Times Tied: 4 MEMO: Sefolosha fouls out at 27.7 in the 4th period. MEMO: Collison season highs - 7 off. reb. & 12 rebounds. MEMO: Williams career highs - 8 def. reb. & 9 rebounds. Copyright (c) 2010 NBA Properties, INC. All Rights Reserved

NATIONAL BASKETBALL ASSOCIATION

OFFICIAL SCORER'S REPORT
FINAL BOX

4/12/2010 Rose Garden, Portland, OR
Officials: #14 Joe DeRosa, #40 Leon Wood, #45 Joe Forte

Time of Game: 2:29
Attendance: 20,891 (Sellout)

VISITOR: Oklahoma City Thunder (49-32)

NO	PLAYER	MIN	FG	FGA	3P	3PA	FT	FTA	OR	DR	TOT	A	PF	ST	TO	BS	PTS	
35	Kevin Durant	F 39:50	8	20	4	8	10	10	1	4	5	4	4	0	3	0	30	
22	Jeff Green	F 42:23	6	12	2	7	3	5	0	3	3	0	2	2	3	1	17	
4	Nick Collison	C 20:28	2	2	0	0	2	2	0	0	0	0	5	0	1	1	6	
2	Thabo Sefolosha	G 38:51	1	1	0	0	2	4	1	7	8	2	1	1	0	0	4	
0	Russell Westbrook	G 30:56	5	14	0	1	1	1	2	5	7	0	3	0	5	0	11	
9	Serge Ibaka	27:18	2	5	0	0	4	5	2	4	8	0	8	0	1	1	8	
13	James Harden	23:09	5	8	1	2	1	2	1	3	4	0	2	1	1	0	12	
6	Eric Maynor	17:04	1	2	0	0	5	7	1	1	2	6	2	1	1	0	7	
12	Nenad Krstic	DND - right knee contusion																
7	Kevin Ollie	DNP - Coach's Decision																
36	Elan Thomas	DNP - Coach's Decision																
3	DJ White	DNP - Coach's Decision																
TOTALS:			30	64	7	16	28	36	8	27	35	11	25	5	15	3	95	
PERCENTAGES:			46.9%	38.9%		77.8%					TM REB: 5						TOT TO: 16 (27 PTS)	

HOME: PORTLAND TRAIL BLAZERS (50-31)

NO	PLAYER	MIN	FG	FGA	3P	3PA	FT	FTA	OR	DR	TOT	A	PF	ST	TO	BS	PTS	
88	Nicolas Batum	F 32:56	5	9	0	2	2	3	2	3	5	3	5	1	0	0	12	
12	LaMarcus Aldridge	F 33:32	6	13	0	0	3	4	1	4	5	4	3	1	0	0	15	
21	Marcus Camby	C 36:11	12	18	0	0	6	8	5	8	13	3	4	1	0	1	30	
5	Rudy Fernandez	G 32:48	2	8	2	6	3	4	0	4	4	2	2	0	0	0	9	
24	Andre Miller	G 34:24	9	18	0	2	4	5	0	4	4	7	1	4	3	0	22	
6	Juan Howard	18:36	2	7	0	0	0	0	0	0	0	0	2	0	2	1	4	
4	Jerryd Bayless	18:24	1	6	0	3	0	0	0	2	2	1	2	0	1	0	2	
23	Martell Webster	29:42	3	6	1	2	2	3	0	0	0	0	4	0	0	1	8	
33	Daric Cunningham	8:24	0	1	0	0	0	0	0	0	0	0	0	0	0	0	0	
27	Travis Diener	DNP - Coach's Decision																
9	Patrick Mills	DNP - Coach's Decision																
31	Jeff Pendergraph	DNP - Coach's Decision																
TOTALS:			40	80	3	15	20	27	8	27	35	20	23	7	6	3	103	
PERCENTAGES:			50.0%	20.0%		74.1%					TM REB: 14						TOT TO: 8 (10 PTS)	

SCORE BY PERIODS

	1	2	3	4	FINAL
Thunder	28	23	20	24	95
TRAIL BLAZERS	22	21	30	30	103

Inactive: Thunder - Mullens, Shakur, Weaver Trail Blazers - Oden, Przybilla, Roy

Technical Fouls - Individual

Thunder: NONE

TRAIL BLAZERS (1): Camby 8:10 3rd

Flagrant Fouls

Thunder (1): 2-43 4th Collision-FLG1

TRAIL BLAZERS: NONE

Pts. In the Pl. Thunder 40 (20/32), TRAIL BLAZERS 60 (30/45) Biggest Lead Thunder 12, TRAIL BLAZERS 12

2nd Chance Pts. Thunder 4 (1/5), TRAIL BLAZERS 18 (7/8) Lead Changes 10

FB Pts. Thunder 13 (4/5), TRAIL BLAZERS 16 (6/7) Times Tied 16

NATIONAL BASKETBALL ASSOCIATION

OFFICIAL SCORER'S REPORT
FINAL BOX

4/14/2010 Ford Center, Oklahoma City, OK
Officials: #23 Jason Phillips, #28 Tommy Nunez Jr., #34 Marc Davis

Time of Game: 2:33
Attendance: 16,334 (Sellout)

VISITOR: Memphis Grizzlies (40-42)

NO	PLAYER	MIN	FG	FGA	3P	3PA	FT	FTA	OR	DR	TOT	A	PF	ST	TO	BS	PTS	
22	Rudy Gay	F 43:27	9	21	0	2	7	9	1	4	5	3	2	3	1	0	25	
50	Zach Randolph	F 41:08	8	18	0	0	5	7	3	8	11	0	1	1	1	0	21	
34	Hasheem Thabeet	C 34:47	2	3	0	0	2	2	2	4	6	1	5	1	1	2	6	
32	O.J. Mayo	G 38:41	6	16	1	5	4	5	1	5	6	5	4	0	1	0	17	
11	Mike Conley	G 35:58	5	12	0	2	6	7	0	3	3	5	3	0	2	0	16	
15	Hamed Haddadi	4:36	1	2	0	0	0	0	1	0	1	0	1	0	0	0	2	
5	Marcus Williams	12:02	3	4	0	0	0	0	1	0	1	3	0	1	2	0	6	
00	Darnell Arthur	8:04	0	2	0	0	0	0	1	0	1	1	1	0	0	0	0	
4	Sam Young	16:29	1	3	0	0	2	3	0	4	4	0	0	0	1	0	4	
1	Dekwane Carroll	5:03	3	5	0	0	0	1	0	1	0	1	0	0	0	0	6	
26	Lester Hudson	1:45	1	1	0	0	0	0	0	0	0	0	1	0	1	0	2	
33	Marc Gasol	DND - Partially Torn Neck Muscle																
TOTALS:			39	85	1	9	26	33	11	28	39	18	17	7	9	2	105	
PERCENTAGES:			45.9%	11.1%		78.8%					TM REB: 10						TOT TO: 10 (19 PTS)	

HOME: OKLAHOMA CITY THUNDER (50-32)

NO	PLAYER	MIN	FG	FGA	3P	3PA	FT	FTA	OR	DR	TOT	A	PF	ST	TO	BS	PTS	
35	Kevin Durant	F 37:53	12	18	2	3	5	5	1	6	7	4	1	2	4	3	31	
22	Jeff Green	F 34:22	6	13	2	8	2	4	1	3	4	2	5	0	1	1	16	
4	Nick Collison	C 14:48	1	2	0	0	0	0	0	3	3	1	2	0	1	0	2	
2	Thabo Sefolosha	G 28:48	4	9	2	4	0	0	1	1	0	0	1	1	0	1	10	
0	Russell Westbrook	G 28:26	3	10	0	1	3	3	4	3	7	7	3	1	3	0	9	
13	James Harden	28:16	4	9	2	6	2	2	0	4	4	1	4	0	2	0	12	
9	Serge Ibaka	32:13	4	7	0	0	7	10	3	6	9	0	5	0	0	5	15	
6	Eric Maynor	28:35	6	8	2	3	1	1	0	5	5	10	2	0	1	0	15	
36	Elan Thomas	10:08	1	2	0	0	0	0	1	1	2	0	2	0	0	0	2	
23	Byron Mullens	1:45	0	0	0	0	0	0	0	0	0	0	1	0	0	0	0	
3	DJ White	1:45	1	1	0	0	0	0	0	0	0	0	0	0	0	0	2	
7	Kevin Ollie	DNP - Coach's Decision																
TOTALS:			42	79	10	25	20	25	10	32	42	25	25	4	13	9	114	
PERCENTAGES:			53.2%	46.0%		80.0%					TM REB: 4						TOT TO: 14 (19 PTS)	

SCORE BY PERIODS

	1	2	3	4	FINAL
Grizzlies	28	23	29	27	105
THUNDER	38	33	19	24	114

Inactive: Grizzlies - Brewer, Hunter, Tinsley Thunder - Krstic, Shakur, Weaver

Pts. In the Pl. Grizzlies 58 (29/55), THUNDER 44 (22/38) Biggest Lead Grizzlies 2, THUNDER 27

2nd Chance Pts. Grizzlies 18 (7/12), THUNDER 6 (3/8) Lead Changes 1

FB Pts. Grizzlies 30 (11/12), THUNDER 18 (8/8) Times Tied 0

MEMO: OKC's Ibaka ties career-highs in points (16) and blocks (5).