

# Girl's Jacket

## SIZES






To fit chest measurement	
<b>18 mos</b>	19 ins [ 48 cm ]
<b>2 yrs</b>	21 ins [ 53.5 cm ]
<b>4 yrs</b>	23 ins [ 58.5 cm ]

Finished chest	
<b>18 mos</b>	21 ins [ 53.5 cm ]
<b>2 yrs</b>	23 ins [ 58.5 cm ]
<b>4 yrs</b>	25 ins [ 63.5 cm ]

## GAUGE

20 sts and 26 rows = 4 ins [10 cm] with larger needles in stocking st.

## MATERIALS

Bernat® Cottontots (Solids: 100 g /3.5 oz; 156 m/171 yds; Ombres: 85 g /3 oz; 137 m/150 yds)					
Jacket	Sizes	18 mos	2 yrs	4 yrs	
 <b>Main Color (MC)</b> 90012 Country Taupe		2	3	3	<b>balls</b>
 <b>Contrast A</b> 90007 Sweet Cream		1	1	1	<b>ball</b>
 <b>Contrast B</b> 90435 Country Pink		1	1	1	<b>ball</b>
 <b>Contrast C</b> 90531 Country Red		1	1	1	<b>ball</b>
 <b>Contrast D</b> 91436 Doll House		1	1	1	<b>ball</b>
Sizes 4 mm (U.S. 6) and 4.5 mm (U.S. 7) knitting needles <b>or size needed to obtain gauge.</b> 5 st holders and 5 toggles.					

## ABBREVIATIONS

[www.bernat.com/glossary](http://www.bernat.com/glossary)

**Sl2wyib** = Slip next 2 stitches purlwise with yarn at back of work.

## INSTRUCTIONS

The instructions are written for smallest size. If changes are necessary for larger sizes the instructions will be written thus (.). Numbers for each size are shown in the same color throughout the pattern. When only one number is given in black, it applies to all sizes.



## BACK

With smaller needles and MC, cast on **67 (73-79)** sts.

Work 1½ ins [4 cm] in garter st (knit every row), noting 1st row is WS and inc 3 sts evenly across last WS row. **70 (76-82)** sts.

Proceed in Stripe Pat as follows:

**1st row:** (RS). With D, knit.

**2nd row:** \*K1. Sl2wyib. Rep from \* to last st. K1.

**3rd row:** Knit.

**4th row:** K1. \*K1. Sl2wyib. Rep from \* to last 3 sts. K3.

**5th row:** K1. ssk. Knit to last 3 sts. K2tog. K1.

**68 (74-80)** sts.

**6th row:** K1. \*K1. Sl2wyib. Rep from \* to last st. K1.

With MC, work 2 rows stocking st.

With A, work 2 rows reverse stocking st.

**Next row:** (RS). With MC, K1. ssk. Knit to last 3 sts. K2tog. K1. **66 (72-78)** sts rem.

**Next row:** Purl.

Proceed as follows:

**1st row:** (RS). With D, knit.

**2nd row:** \*K1. Sl2wyib. Rep from \* to last 3 sts. K3.

**3rd row:** Knit.

**4th row:** K1. \*K1. Sl2wyib. Rep from \* to last 5 sts. K5.

**5th row:** K1. ssk. Knit to last 3 sts. K2tog. K1.

**64 (70-76)** sts.

**6th row:** K1. \*K1. Sl2wyib. Rep from \* to last 3 sts. K3.

With MC, work 2 rows stocking st.

With B, work 2 rows reverse stocking st.

**Next row:** (RS). With MC, K1. ssk. Knit to last 3 sts. K2tog. K1. **62 (68-74)** sts rem.

**Next row:** Purl.

Proceed as follows:

**1st row:** (RS). With D, knit.

**2nd row:** \*K1. Sl2wyib. Rep from \* to last 2 sts. K2.

**3rd row:** Knit.

**4th row:** K1. \*K1. Sl2wyib. Rep from \* to last 4 sts. K4.

**5th row:** K1. ssk. Knit to last 3 sts. K2tog. K1.

**60 (66-72)** sts rem.

**6th row:** K1. \*K1. Sl2wyib. Rep from \* to last 2 sts. K2.

With MC, work 2 rows stocking st.

With C, work 2 rows reverse stocking st.

**Next row:** (RS). With MC, K1. ssk. Knit to last 3 sts. K2tog. K1. **58 (64-70)** sts rem.

With MC, beg with a purl row, cont in stocking st, dec 1 st each end of needle on every following 6th row from previous dec until there are **52 (58-62)** sts.

Cont even in stocking st until work from beg measures **11** (11½-12½) ins [**28** (29-32) cm], ending with a purl row.

**Shape raglans:** Cast off **2** (2-3) sts beg next 2 rows. **48** (54-56) sts.

Work 3 rows even in stocking st.

**Next row:** (RS). K1. ssk. Knit to last 3 sts. K2tog. K1.

Work **1** (1-3) row(s) even.

**Next row:** K1. ssk. Knit to last 3 sts. K2tog. K1.

**Next row:** Purl.

Rep last 2 rows **12** (14-15) times more.

Leave rem **20** (22-22) sts on a st holder.

### LEFT FRONT

\*\*With smaller needles and MC, cast on **32** (35-38) sts.

Work 1½ ins [4 cm] in garter st noting 1st row is WS and inc 2 sts evenly across last WS row.

**34** (37-40) sts.\*\*

Proceed in Stripe Pat as follows:

**1st row:** (RS). With D, knit.

**2nd row:** \*K1. Sl2wyib. Rep from \* to last st. K1.

**3rd row:** Knit.

**4th row:** K1. \*K1. Sl2wyib. Rep from \* to last 3 sts. K3.

**5th row:** K1. ssk. Knit to end of row. **33** (36-39) sts rem.

**6th row:** K1. \*K1. Sl2wyib. Rep from \* to last 2 sts. K2.

With MC, work 2 rows stocking st.

With A, work 2 rows reverse stocking st.

**Next row:** (RS). With MC, K1. ssk. Knit to end of row. **32** (35-38) sts rem.

**Next row:** Purl.

Proceed as follows:

**1st row:** (RS). With D, knit.

**2nd row:** \*K1. Sl2wyib. Rep from \* to last 2 sts. K2.

**3rd row:** Knit.

**4th row:** K1. \*K1. Sl2wyib. Rep from \* to last st. K1.

**5th row:** K1. ssk. Knit to end of row. **31** (34-37) sts.

**6th row:** K1. \*K1. Sl2wyib. Rep from \* to last 3 sts. K3.

With MC, work 2 rows stocking st.

With B, work 2 rows reverse stocking st.

**Next row:** (RS). With MC, K1. ssk. Knit to end of row. **30** (33-36) sts.

**Next row:** Purl.

Proceed as follows:

**1st row:** (RS). With D, knit.

**2nd row:** \*K1. Sl2wyib. Rep from \* to last 3 sts. K3.

**3rd row:** Knit.

**4th row:** K1. \*K1. Sl2wyib. Rep from \* to last 2 sts. K2.

**5th row:** K1. ssk. Knit to end of row. **29** (32-35) sts.

**6th row:** K1. \*K1. Sl2wyib. Rep from \* to last st. K1.

With MC, work 2 rows stocking st.

With C, work 2 rows reverse stocking st.

**Next row:** (RS). With MC, K1. ssk. Knit to end of row. **28** (31-34) sts.

With MC, beg with a purl row, cont in stocking st, dec 1 st at side edge on every following 6th row from previous dec until there are

**25** (28-30) sts.

Cont even in stocking st until work from beg measures **11** (11½-12½) ins [**28** (29-32) cm], ending with a purl row.

**Shape raglan: Next row:** (RS). Cast off **2** (2-3) sts. Knit to end of row. **23** (26-27) sts.

Work 3 rows even stocking st.

**Next row:** (RS). K1. ssk. Knit to end of row.

Work **1** (1-3) row(s) even.

**Next row:** K1. ssk. Knit to end of row.

**Next row:** Purl.

Rep last 2 rows **7** (9-10) times more.

**14** (15-15) sts.

**Shape neck: 1st row:** (RS). K1. ssk. Knit to last **3** (4-4) sts. **Turn.** Leave rem sts on a st holder.

**2nd row:** P10.

**3rd row:** K1. ssk. K5. K2tog.

**4th row:** P2tog. P6.

**5th row:** K1. ssk. K2. K2tog.

**6th row:** P5.

**7th row:** K1. ssk. K2tog.

**8th row:** P3.

**9th row:** K1. ssk.

**10th row:** P2.

**11th row:** ssk. Fasten off.

### RIGHT FRONT

Work from \*\* to \*\* as given for Left Front.

Proceed in Stripe Pat as follows:

**1st row:** (RS). With D, knit.

**2nd row:** \*K1. Sl2wyib. Rep from \* to last st. K1.

**3rd row:** Knit.

**4th row:** K1. \*K1. Sl2wyib. Rep from \* to last 3 sts. K3.

**5th row:** Knit to last 3 sts. K2tog. K1.

**33** (36-39) sts rem.

**6th row:** K2. \*K1. Sl2wyib. Rep from \* to last st. K1.

With MC, work 2 rows stocking st.

With A, work 2 rows reverse stocking st.

**Next row:** (RS). With MC, knit to last 3 sts. K2tog. K1. **32** (35-38) sts rem.

**Next row:** Purl.

Proceed as follows:

**1st row:** (RS). With D, knit.

**2nd row:** \*K1. Sl2wyib. Rep from \* to last 2 sts. K2.

**3rd row:** Knit.

**4th row:** K1. \*K1. Sl2wyib. Rep from \* to last st. K1.

**5th row:** Knit to last 3 sts. K2tog. K1.

**31** (34-37) sts rem.

**6th row:** K2. \*K1. Sl2wyib. Rep from \* to last 2 sts. K2.

With MC, work 2 rows stocking st.

With B, work 2 rows reverse stocking st.

**Next row:** (RS). With MC, knit to last 3 sts. K2tog. K1. **30** (33-36) sts rem.

**Next row:** Purl.

Proceed as follows:

**1st row:** (RS). With D, knit.

**2nd row:** \*K1. Sl2wyib. Rep from \* to last 3 sts. K3.

**3rd row:** Knit.

**4th row:** K1. \*K1. Sl2wyib. Rep from \* to last 2 sts. K2.

**5th row:** Knit to last 3 sts. K2tog. K1. 29 (32-35) sts rem.

**6th row:** K2. \*K1. Sl2wyib. Rep from \* to last 3 sts. K3.

With MC, work 2 rows stocking st.

With C, work 2 rows reverse stocking st.

**Next row:** (RS). With MC, knit to last 3 sts. K2tog. K1. 28 (31-34) sts rem.

With MC, beg with a purl row, cont in stocking st, dec 1 st at side edge on every following 6th row from previous dec until there are 25 (28-30) sts.

Cont even in stocking st until work from beg measures 11 (11½-12½) ins [28 (29-32) cm], ending with a knit row.

**Shape raglan: Next row:** (WS). Cast off 2 (2-3) sts. Purl to end of row. 23 (26-27) sts.

Work 2 rows even in stocking st.

**Next row:** (RS). Knit to last 3 sts. K2tog. K1.

Work 1 (1-3) row(s) even.

**Next row:** Knit to last 3 sts. K2tog. K1.

**Next row:** Purl.

Rep last 2 rows 7 (9-10) times more.

14 (15-15) sts.

**Shape neck: 1st row:** (RS). K3 (4-4) sts. Slip these 3 (4-4) sts onto a st holder. Knit to last 3 sts. K2tog. K1.

**2nd row:** P10.

**3rd row:** ssk. K5. K2tog. K1.

**4th row:** P6. P2togtbl.

**5th row:** ssk. K2. K2tog. K1.

**6th row:** P5.

**7th row:** ssk. K2tog. K1.

**8th row:** P3.

**9th row:** K2tog. K1.

**10th row:** P2.

**11th row:** K2tog. Fasten off.

## SLEEVES

With smaller needles and MC, cast on

27 (30-30) sts.

Work 1½ ins [4 cm] in garter st, noting first row is WS, and inc 1 st at center of last WS row.

28 (31-31) sts.

Change to larger needles and work 2 rows stocking st.

Proceed as follows:

**1st row:** (RS). With D, knit.

**2nd row:** \*K1. Sl2wyib. Rep from \* to last st. K1.

**3rd row:** Knit.

**4th row:** K1. \*K1. Sl2wyib. Rep from \* to last 3 sts. K3.

**5th row:** Inc 1 st in first st. Knit to last 2 sts. Inc 1 st in next st. K1. 30 (33-33) sts.

**6th row:** K3. \*K1. Sl2wyib. Rep from \* to last 3 sts. K3.

With MC, cont in stocking st, inc 1 st each end of needle on every following 4th row to

34 (35-35) sts, then every following 6th row to 42 (45-47) sts.

Cont even until work from beg measures 7 (8-9) ins [18 (20.5-23) cm], ending with a purl row.

**Shape raglans:** Cast off 2 (2-3) sts beg next 2 rows. 38 (41-41) sts rem.

**Size 4 yrs only:** Work 2 rows even.

**Next row:** (RS). K1. ssk. Knit to last 3 sts. K2tog. K1. Work 3 rows even.

**All sizes: Next row:** (RS). K1. ssk. Knit to last 3 sts. K2tog. K1.

**Next row:** Purl.

Rep last 2 rows 13 (15-14) times more.

10 (9-9) sts rem.

**Next row:** (RS). K1. ssk. Knit to last 3 sts. K2tog. K1.

**Next row:** P1. P2tog. Purl to last 3 sts. P2togtbl. P1. Leave rem 6 (5-5) sts on a st holder.

## FINISHING

Pin garment pieces to measurements and cover with a damp cloth leaving cloth to dry.

Sew raglan seams. Sew sleeve and side seams.

**Right front edging:** With RS facing, MC and smaller needles, pick up and knit

62 (68-74) sts up right front edge from cast on edge to neck edge.

Knit 3 rows

**Next row:** (RS). K16 (16-19). \*K2tog. Cast on 3 sts for toggle loop. K2tog. K10 (12-13). Rep from \* twice more. K2tog. Cast on 3 sts for toggle loop. K2tog. Cast off knitwise (WS).

**Left front edging:** With RS facing, MC and smaller needles pick up and knit

62 (68-74) sts down left front edge from neck edge to cast on edge.

Knit 4 rows.

Cast off knitwise (WS).

**Collar:** With RS facing, MC and smaller needles, pick up and knit 3 sts across top

of front band. K3 (4-4) from right front st holder. Pick up and knit 10 sts up right front

neck edge. K6 (5-5) from right sleeve st holder. K20 (22-22) from back st holder, dec 0 (2-2) sts

evenly across. K6 (5-5) from left sleeve st holder. Pick up and knit 10 sts down left front neck

edge. K3 (4-4) from left front st holder. Pick up and knit 3 sts across top of front band. 64 sts.

Knit 1 row.

Proceed in garter st, inc 1 st each end of needle on next and every following alt row 9 times more. 84 sts.

**Next row:** Purl.

**Next row:** (RS of Collar). With D, inc 1 st in first st. Knit to last 2 sts. Inc 1 st in next st. K1. 86 sts.

**Next row:** \*K1. Sl2wyib. Rep from \* to last 2 sts. K2.

**Next row:** Inc 1 st in first st. Knit to last 2 sts. Inc 1 st in next st. K1. 88 sts.

**Next row:** K2. \*K1. Sl2wyib. Rep from \* to last 2 sts. K2.

**Next row:** Inc 1 st in first st. Knit to last 2 sts. Inc 1 st in next st. K1. 90 sts.

**Next row:** K1. \*K1. Sl2wyib. Rep from \* to last 2 sts. K2.

**Next row:** With MC, knit.

Cast off knitwise (WS).

Sew toggles to correspond to toggle loops.