

BOSTON CELTICS 2009-10 MEDIA GUIDE



WEET!



SPORTS RADIO NETWORK



RELOADED



2009-10 BOSTON CELTICS SEASON SCHEDULE

■ HOME ■ AWAY
All Games are Eastern Standard Time

OCTOBER

Su	M	T	W	Th	F	Sa
25	26	27 CLE 7:30	28 OPENING NIGHT CHA 7:30	29	30 CHI 8:00	31

NOVEMBER

Su	M	T	W	Th	F	Sa
1 NO 6:00	2	3 PHI 7:00	4 MIN 8:00	5	6 PHX 7:30	7 NJ 7:30
8	9	10	11 UT 7:30	12	13 ATL 8:00	14 IND 7:00
15	16	17	18 GS 7:30	19	20 ORL 8:00	21
22 NY 1:00	23	24	25 PHI 7:30	26	27 TOR 7:30	28
29 MIA 6:00	30					

DECEMBER

Su	M	T	W	Th	F	Sa
		1 CHA 7:00	2	3 SA 8:00	4 OKC 8:00	5
6	7	8 MIL 7:30	9	10 WA 8:00	11	12 CHI 8:00
13	14 MEM 8:00	15	16	17	18 PHI 7:30	19
20 MIN 6:00	21	22 IND 7:30	23	24	25 ORL 2:30	26
27 LAC 9:30	28 GS 10:30	29	30 PHX 9:00	31		

JANUARY

Su	M	T	W	Th	F	Sa
					1 TOR 7:30	2
3	4	5	6 MIA 7:30	7	8 ATL 8:00	9
10 TOR 1:00	11 ATL 7:30	12	13 NJ 7:30	14 CHI 8:00	15	16
17	18 DAL 8:00	19	20 DET 7:30	21	22 POR 7:30	23
24 LAL 3:30	25 LAC 7:30	26	27	28 ORL 8:00	29 ATL 7:30	30

FEBRUARY

Su	M	T	W	Th	F	Sa
	1 WA 7:00	2	3 MIA 8:00	4	5 NJ 7:30	6
7 ORL 2:30	8	9	10 NO 8:00	11	12	13
14 ★ ALL STAR DALLAS	15	16	17 SAC 10:00	18 LAL 10:30	19 POR 10:30	20
21 DEN 3:30	22	23 NY 7:30	24	25 CLE 8:00	26	27 NJ 1:00
28						

MARCH

Su	M	T	W	Th	F	Sa
		1 DET 7:30	2 CHA 7:30	3	4 PHI 7:00	5
6	7 WA 8:00	8	9 MIL 8:00	10 MEM 7:30	11	12 IND 7:30
13	14 CLE 3:30	15 DET 8:00	16	17 NY 7:30	18	19 HOU 8:30
20	21	22 UT 9:00	23	24 DEN 7:00	25	26 SAC 7:30
27	28 SA 8:00	29	30	31 OKC 7:30		

APRIL

Su	M	T	W	Th	F	Sa
				1	2 HOU 7:30	3
4 CLE 1:00	5	6 NY 7:30	7 TOR 7:00	8	9 WA 7:30	10 MIL 8:30
11	12	13 CHI 8:00	14 MIL 8:00	15	16	17
18	19	20	21	22	23	24
25	26	27	28	29	30	

Boston Celtics Broadcast Partners:



WELCOME TO
**AMERICA'S
MOST
CONVENIENT
BANK!**



LONGER HOURS • LEGENDARY SERVICE • HASSLE-FREE BANKING

Visit your nearest TD Bank, connect to www.tdbank.com or call 1-888-751-9000.



America's Most Convenient Bank®

Member **FDIC** TD Bank, N.A.



6942-SPON

2009-10 BOSTON CELTICS MEDIA GUIDE

Editors: Jeff Twiss, Brian Olive and Heather Walker

Design & Layout: Keith Sliney

Printing & Production: WordTech Corporation

Photography: Brian Babineau, Steve Babineau, NBAE/Getty Images

Special thanks: To Jay Wessel, Shane Crawford, Emily Wright, Kaitlin Daly, Tara Salmon, Adrienne Vairo and Tony DeForte for their invaluable help in compiling this publication. We extend our gratitude to Bob Rosen, Chris Thorn and Elias Sports Bureau for their patience and statistical input; to Steve and Brian Babineau of Sports Action Photography and to the staff and management of WordTech Corporation.

All NBA and team insignia depicted in this publication are the property of NBA Properties, Inc. and the respective teams of the NBA and may not be reproduced for commercial purposes without the prior written consent of NBA Properties, Inc. All photographs are NBAE/Getty Images unless otherwise noted. The information contained in this publication was compiled by the Boston Celtics and is provided as a courtesy to our fans and the press and may be used only for personal or editorial purposes. Any commercial use of this information is prohibited without the prior written consent of the Boston Celtics.



EVERY DAY IS GAME DAY

THE BEST PLACE TO GO
BEFORE, DURING AND
AFTER EVERY
CELTICS GAME

comcast
SPORTSNET

CSNNE.COM

ADMINISTRATION

Staff Directory	6
Executive Committee	8
Board of Directors	12
Basketball Operations Staff	14
Front Office Staff	26

PLAYERS

2009-2010 Roster	33
Biographies and Statistics	34

MEDIA

Media Information	76
Traveling Media	79

TRADITION

Red Auerbach Bio	82
Former Player Stats	84
All-Time Numbers	144
Draft Choices	146
Management/Captains	151
Records and Streaks	152
Hall of Fame	181
All-Star Event Participants	182
Individual Awards	183
Miscellaneous Stats and Information	185

NBA

NBA Directory	196
NBDL Directory	197
NBA Key Dates	197
Opponents	198



ADMINISTRATION ▶



CELTICS FRONT OFFICE

Wyc Grousbeck	Managing Partner, Governor and Chief Executive Officer
Wendy Merritt	Executive Assistant

BASKETBALL OPERATIONS

Brian Adams	Video Coordinator
Austin Ainge	Scout
Danny Ainge	President of Basketball Operations
Michael Aud	Basketball Operations Assistant
Frank Burke	Director of Basketball Administration
Bryan Doo	Strength & Conditioning Coach
Kevin Eastman	Assistant Coach
Darren Erman	Coaching Associate
Kwame Graves-Fulgham	Assistant Video Coordinator
Armond Hill	Assistant Coach
Michael Longabardi	Assistant Basketball Coach and Advance Scout Coordinator
Annamarie Loflin	Director of Team Services/Administration
Ryan McDonough	Director of Player Personnel
Steve Pagliuca	Managing Partner
Leo Papile	Assistant Executive Director of Basketball Operations
Clifford Ray	Assistant Coach
Glenn "Doc" Rivers	Head Coach
Tom Thibodeau	Associate Head Coach
Jamie Young	Advance Scout
Mike Zarren	Assistant General Manager & Associate Team Counsel

TEAM SERVICES

Pete Chrisafideis	Home Equipment Personnel
John Connor	Team Travel & Equipment Manager
Phil Lynch	Director of Team Security
Francis O'Bryant	Operations Liaison
Frank Randall	Locker Room Attendant

MEDICAL STAFF

Todd Campbell, MSPT	Physical Therapist
Ed Lacerre, PT, SCS, I/ATC, CSCS	Head Athletic Trainer/Physical Therapist
Brian McKeon, M.D.	Chief Medical Officer/Team Physician
Vladimir Shulman, Member AMTA	Massage Therapist

HOME GAME STAFF

Brian Babineau	Team Photographer
Steve Babineau	Team Photographer
Elaine Burke	Computer Game Stats Crew
Shane Crawford	Statistics Technical Coordinator
Royal Doughty	Official Scorer
Bruce Dove	Game Clock Operator
Sherri Geller	Media Operations Assistant
Mark Gyurina	Scoreboard/Clock/Shot Clock Operator
David Korus	Computer Game Stats Crew
Bob Myerson	Shot Clock Operator
Steve Nazzaro	Computer Game Stats Coordinator
Eddie Palladino	Public Address Announcer
Matt Rando	Computer Game Stats Crew
Scott Shore	TV/Radio Statistician
Mike Swartz	Media Operations Coordinator
Ted Winston	Scoreboard/Clock Operator
Miriam Yorks	Press Box Coordinator

BUSINESS OPERATIONS

Laura Bakun	Corporate Partnerships Activation Assistant
Susan Barabino	Executive Assistant
Rob Billings	Risk Management
Peter Boccadoro	Digital Media Coordinator
Brian Burnard	Sr. Premium Sales Account Executive
Paul Cacciatore	Sr. Director of Ticket Services & Operations
Nicholas Cacic	Premium Event Account Executive
Tessa Caffrey	Director of Corporate Partnerships Activation
Craig Cassano	Account Executive
David Cohen	Account Executive
Bob Cousy	Marketing Consultant
Shane Crawford	Information Systems Designer
Marc D'Amico	Internet Operations Coordinator
Ted Dalton	Vice President of Corporate Partnerships & Business Development
Jim Davis	Premium Event & Group Sales Manager
Ryan de La Bruere	Premium Event Account Executive
Peter Fayette	Office Manager and Staff Accountant
Nicole Federico	Sr. Business Development Manager
Shannon Fox	Corporate Partnerships Account Manager
Rich Gotham	President
Matt Griffin	Sr. Director of Sales and Marketing Operations
Kara Hutchinson	Sales & Marketing Operations Manager
Duane Johnson	Director of Box Office Operations
Matthew Lane	Account Executive
Vicky Le	Corporate Partnerships Activation Coordinator
Tristan Lenhart	Corporate Partnerships Activation Coordinator
Patrick Lynch	Director of Operations & Accounting
Katie Mahon	Season Ticket Manager
Steve Markos	Corporate Partnerships Account Manager
Matt Meyersohn	Community Relations Manager and Director of Player Development
Chris Neil	Community Relations Coordinator
Brian Olive	Media Relations Coordinator
Maureen O'Neill	Director of Premium Sales
Marina Ortega	Dance Team Director
Jillian Paine	Premium Event Account Executive
David Preciado	Account Executive
Michelle Price	Group Sales Account Executive
Tim Rath	Controller
Barbara Reed	Sr. Director of Human Resources & Investor Services
Bill Reissfelder	Sr. Vice President & Chief Financial Officer
Andrew Rice	Senior Accountant
Brian Robertson	Sr. Director of Corporate Partnerships & Business Development
Siobhan Sherbovich	Sr. Premium Sales Account Executive
Chris Sargent	Group Sales Account Executive
Andrew Sherwin	Account Services Coordinator
Mackenzie Silverio	Sr. Director of Ticket Sales & Marketing
Keith Sliney	Creative Director
Rebekah Splaine	Community Relations Director
Peter Stringer	Internet Operations Manager
Sean Sullivan	Director of Game Operations & Events
Shawn Sullivan	Chief Marketing Officer
Alyssa Tingle	Sr. Account Services Coordinator
Shannon Tipton	Premium Account Services Manager
Jeff Twiss	Vice President of Media Services/Alumni Relations
Bobby Vines	Sr. Premium Event Account Executive
Heather Walker	Director of Public Relations
Jay Wessel	Vice President of Technology
Jake Wendling	Game Operations Coordinator
JoJo White	Director of Special Projects



WYCLIFFE "WYC" GROUSBECK

Managing Partner, Governor and Chief Executive Officer

Wycliffe Grousbeck assumed the role of Managing Partner, Governor and Chief Executive Officer of the Boston Celtics in December 2002, after organizing and leading a local investment group that purchased the team. Wyc is the NBA Governor of the Celtics, the Chair of the NBA Planning Committee, and is a member of the NBA Labor Relations, Audit, Compensation and Finance Committees.

Wyc named the investment group "Banner 17 LLC" to signify his primary goal, returning the Celtics to contention for their 17th World Championship. He was honored to accept the Larry O'Brien Trophy signifying that championship on June 17, 2008, as the Celtics defeated the Lakers by 39 points and became World Champions for the first time in 22 years. On behalf of his partners and Celtics fans everywhere, Wyc dedicated the victory to the franchise patriarch, Red Auerbach.

Prior to purchasing the Celtics with his partners, Wyc served as a General Partner of Highland Capital Partners, co-managing \$1.8 billion in venture capital funds. He led successful investments in medical technology, software and health care services. His earlier career included four years as a venture capital lawyer in Silicon Valley and two years as a manager in a public biotech company.

Wyc holds a bachelor's degree in history from Princeton University (1983), a law degree from the University of Michigan (1986) and an MBA from Stanford Business School where he was a Miller Scholar (1992). At Princeton he rowed on the undefeated varsity eight that claimed the Ivy League and national rowing championships in 1983.

Wyc and his wife, Corinne, are dedicated to assisting several New England area charities including Children's Hospital Boston; Perkins School for the Blind; Boston Celtics Shamrock Foundation; National Braille Press, Horizons for Homeless Children; Cradles to Crayons; and Lovelane Special Needs Riding Program.



H. IRVING GROUSBECK • *Managing Partner*

H. Irving Grousbeck is a Managing Partner of the Boston Celtics as well as an Executive Committee Member.

Father of Managing Partner & Governor Wyc Grousbeck, Mr. Grousbeck is a Consulting Professor of Management at Stanford University's Graduate School of Business, and co-head of the school's Center for Entrepreneurial Studies. His teaching focuses on an objective means to develop a greater understanding of the issues faced by entrepreneurial companies and individuals. In addition to his professorial duties, Grousbeck co-authored the textbook *New Business Ventures and the Entrepreneur*.

From 1981 to 1985, he was a lecturer at Harvard University's Graduate School of Business Administration.

In 1963, Grousbeck co-founded Continental Cablevision and went on to serve as that company's President from 1964 to 1980 and Chairman of the Board from 1980 to 1985. Continental Cablevision was sold to U.S. West Media Group in November 1996.

Mr. Grousbeck is a graduate of Amherst College and the Harvard Business School. He was awarded an honorary Doctor of Humane Letters degree by Amherst College in 2000. He serves on a number of private company boards and was formerly a Trustee of Children's Hospital Boston, Newton-Wellesley Hospital, New England Eye Bank, the Hewlett Foundation, and the Massachusetts Board of Higher Education.

STEPHEN PAGLIUCA • Managing Partner

Stephen Pagliuca is a Managing Partner and Executive Committee Member of the Boston Celtics. As a Managing Partner and Chairman of the Basketball Committee, his focus is on enhancing the development and improvement of the Celtics basketball operations. Mr. Pagliuca also serves as a member of the NBA Board of Governors.



Mr. Pagliuca serves as President of the Boston Celtics Shamrock Foundation, a charitable fund he helped build and one that donates hundreds of thousands of dollars annually to non-profit organizations across the Greater Boston area. The Shamrock Foundation was created to extend the reach of the Celtics championship legacy into the community and focuses on supporting causes that benefit children directly, through programs that provide education, healthcare, shelter and vital services for kids in need.

He is also Chairman of the Massachusetts Society for the Prevention of Cruelty to Children. In that role, Mr. Pagliuca has raised the profile of the problems of abuse and neglect facing low income children and families. Under his leadership, numerous services have been added and public policy initiatives have occurred to help children and to strengthen families. As a result of his work in this area, Mr. Pagliuca was presented with the Bright Star Award by President Clinton in honor of his charitable contributions and commitment to improve the lives of children in the Commonwealth.

Mr. Pagliuca was an early supporter and founding Board Member of Right To Play, an international humanitarian organization, that promotes sports and play to create a healthier and safer world for children in some of the most disadvantaged areas of the world. Currently, Right To Play works in 23 countries in Asia, Africa, and the Middle East.

Mr. Pagliuca received a B.A. from Duke University where he also played freshmen basketball, and an M.B.A. from the Harvard Business School.

THE ABBEY GROUP • Managing Partner

Robert Epstein is a Managing Partner of the Boston Celtics and represents The Abbey Group on the Celtics Managing Board and Executive Committee. He is a principal at The Abbey Group, a Boston-based real estate management and development company, with his partner and Celtics co-investor David Epstein. The Abbey Group is known in Boston as the developer and owners of many successful real estate properties, including the notable 1.5 million square foot Landmark Center mixed-use development that anchors a prime area between Fenway Park and the Longwood Medical area in Boston, Lafayette Corporate Center, a newly re-developed 650,000 square foot office center in Boston's Downtown Crossing and 45 Province, a 32-story condominium tower, located at the intersection of Beacon Hill and Government Center.

**Robert Epstein****David Epstein**

Robert Epstein is currently a partner and Chief Executive Officer of The Abbey Group, overseeing all aspects of the group's operations. His reputation as a knowledgeable and innovative developer led to his appointment to several key advisory committees, including the Massachusetts Convention Center Authority and the Strategic Initiatives Committee of the Massachusetts Industrial Finance Agency, and also serves as a Trustee of Bard College.

The partners of The Abbey Group, Robert and David, individually and corporately, support many of Boston's cultural institutions and serve on several boards including Citi Performing Arts Center, the Huntington Theatre Company, Horizons for Homeless Children, The Rose Art Museum and The Anti-Defamation League.



PAUL EDGERLEY • Executive Committee Member

Paul Edgerley is a member of the Boston Celtics Executive Committee. As a member of the Executive Committee, he consults on the team's business and financial matters as well as the team's community and charitable activities.

Paul is a Managing Director of Bain Capital. He has helped build Bain Capital into a leading global private equity firm with over \$50 billion capital under management with offices in Boston, New York, Hong Kong, Shanghai, Tokyo and India.

Paul received an MBA, with Distinction, from Harvard Business School and is a Certified Public Accountant. He received a B.S. from Kansas State University.

He is currently involved on the boards of several charities including Children's Hospital Trust of Boston, Kansas State University Foundation, Dean Advisory Board Member at Harvard Business School, The Shamrock Foundation, and serves on the US board of The Right to Play and New Profit, Inc. He is also a member of the Board of Directors of Steel Dynamics, Keystone Automotive, Sensata Technologies, MEI Conlux and HD Supply.

He lives in the greater Boston area with his wife, Sandy, and their four children.



GLENN HUTCHINS • Executive Committee Member

Glenn Hutchins is a co-founder of Silver Lake and Co-Chief Executive. He has spent his business career investing in the most rapidly growing and dynamic companies in the U.S. and around the world. Mr. Hutchins is Chairman of the Board of SunGard Corp., and a director of the NASDAQ Stock Market, Inc

Mr. Hutchins is active in public and charitable service. Mr. Hutchins served President Clinton in both the transition and the White House as a Special Advisor on economic and healthcare policy. Mr. Hutchins is a director of the Harvard Management Company which is responsible for the management of the University's endowment.

Mr. Hutchins is a trustee of the Lawrenceville School, the Brookings Institution and

the New York-Presbyterian Hospital. He is also a member of the Advisory Council of the Hamilton Project, a Director of the Partnership for New York City, and a member of the Investors Advisory Committee on Financial Markets of the Federal Reserve Bank of New York.

Mr. Hutchins holds an A.B. from Harvard College, an M.B.A. from Harvard Business School, and a J.D. from Harvard Law School.



JAMES PALLOTTA • Executive Committee Member

James J. Pallotta is the Chairman and Managing Director of Raptor Group Holdings LP, in Boston, MA. Previously, from 1993 to 2008, he was affiliated with Tudor Investment Corporation, serving as its Vice-Chairman and as a Member of its Management Committee. Prior to working for Tudor, Pallotta was a principal portfolio manager at Essex Investment Management Company, Inc., which he joined in 1983 as a Vice President and whose board of directors he joined in 1990. He has more than 27 years of experience in equity research and analysis. Pallotta received his BBA in finance from the University of Massachusetts in 1979 and his M.B.A. from Northeastern University in 1981. He is heavily involved in efforts for

many charities and serves on the boards of several charitable and educational foundations, including as a trustee of the Children's Hospital Trust in Boston.

DOMENIC FERRANTE • Executive Committee Member

Domenic Ferrante is a Managing Director of Bain Capital, a leading alternative asset investment firm based in Boston. He joined Bain Capital in 1993 and was a founder of the firm's equity hedge fund in 1996. Ferrante, along with his partners, manages the \$10 billion Brookside Fund within Bain Capital.

Ferrante received his BA in economics from the University of Michigan in 1988 and his MBA from Harvard Business School in 1993. He is active with numerous non-profit organizations including New Leaders for New Schools, is a member of the University of Michigan Investment Advisory Committee and on the Board of Trustees of Buckingham, Browne and Nichols School.

He lives in the greater Boston area with his wife, Molly, and their four children.

**JOSEPH LACOB** • Executive Committee Member

Joseph (Joe) Lacob is a Managing Partner of Kleiner Perkins Caufield & Byers, an active venture capital partnership headquartered in the San Francisco Bay Area. Since 1972, the company has invested in over 550 technology companies, including life science and medical technology, which have market valuations exceeding \$420 billion.

Joe has helped start many now public companies such as Align Technology, Orexigen Therapeutics and Nuvasive, Inc. He has also led a number of digital start-ups including AutoTrader.com and CBS Sportsline. Most recently, Joe has focused on energy as part of KPCB's growing initiative in the fields of Greentech and alternative energy, investing in companies in novel hydrocarbon exploration, geothermal energy and solar fuels among others.

Joe received his Bachelor's in Biological Sciences from the University of California at Irvine, his Master's in Public Health from UCLA and his M.B.A. from the Stanford Graduate School of Business.

He is actively involved in industry organizations including the American Heart Association. He is also very involved at Stanford University, serving on advisory boards at the Medical Center, Business School and Athletic Department.

**DR. GARY LOVEMAN** • Executive Committee Member

Gary Loveman is Chairman, Chief Executive Officer and President of Harrah's Entertainment, Inc., the world's largest gaming entertainment company. Harrah's operates 51 casinos on four continents with a brand portfolio that includes Caesar's, Harrah's, Horseshoe, Flamingo, Rio, The World Series of Poker and Total Rewards. In December 2006, Harrah's agreed to go private in a \$29 billion transaction led by private equity firms Texas Pacific Group and Apollo. Loveman has been recognized as the gaming and lodging industry's best CEO by *Institutional Investor* magazine for four consecutive years.

Loveman is the past chairman of the American Gaming Association and a director of Coach, Inc. and FedEx Corporation. He also sits on the Board of Trustees at Joslin Diabetes Center in Boston and on the Trust Board at Children's Hospital Boston. He holds a Ph.D. in economics from M.I.T., where he was an Alfred Sloan Doctoral Dissertation Fellow, and a B.A. in economics from Wesleyan University.



ADMINISTRATION

BOARD OF DIRECTORS



David Bonderman



James I. Cash, Ph.D.



John Connaughton



Paul B. Edgerley



David Epstein



Robert Epstein



Domenic Ferrante



H. Irving Grousbeck



Wyc Grousbeck



Robert Haber



William W. Helman



Glenn H. Hutchins



Joseph S. Lacob



Jonathan Lavine



Stephen R. Lewinstein



Dr. Gary Loveman



Stephen G. Pagliuca



James J. Pallotta



Robert White



RICH GOTHAM • Team President

Rich Gotham begins his seventh season with the 17-time world Champion Boston Celtics and his third season as team President. In this role, he is responsible for all aspects of the Celtics business operations including sales, marketing, customer service, communications, corporate partnerships, business development, game entertainment, community and public relations, broadcast partnerships and arena relations. In addition, he works closely with Celtics Ownership, Basketball Operations staff, and the NBA on player transactions, as well as team and league related initiatives. He succeeds Arnold “Red” Auerbach as Celtics Team President.

Rich joined the Celtics in April 2003. Prior to being named team President in April 2007, Rich served as Chief Operating Officer and Executive Vice President of Sales, Marketing and Corporate Development.

Since joining the Celtics, Rich has been recognized for leading the team to new heights off the court. Under his leadership the team has established new records for attendance, ticket sales, sponsorship and merchandise revenue, and television ratings. In addition, he successfully led negotiations to extend the Celtics lease to play in the TD Banknorth Garden, and was responsible for moving the Celtics radio broadcasts to WEEI, the nation’s top rated sports radio station. The Celtics are widely recognized as thought leaders in the business of sports and the team’s business achievements have been chronicled by The Wall Street Journal, The New York Times, Investors Business Daily, Bloomberg, Reuters, CNBC and Fox Business News. During the 2008-2009 season, the Celtics were recognized as the top franchise in all of professional sports by both The Sports Business Journal and BizJournals.

Rich joined the Celtics after five years with the global internet media company, Terra-Lycos, where he served as Vice President of Sales and Business Development and was responsible for generating revenues in excess of \$300 million annually. While at Lycos, Gotham was part of a senior management team that exceeded Wall Street analyst expectations for revenue and profitability growth for nineteen (19) consecutive quarters and played an integral role in helping to grow the Lycos Network into the most visited web site on the Internet in 2001. In addition, he sat on the Board of Directors for the Internet Advertising Bureau participating in the creation of multiple web based, new media, advertising standards.

In addition to his duties with the Celtics, Gotham has served on the Massachusetts Governor Mitt Romney’s Committee for Physical Fitness and Sport and currently serves as a board member for The Greater Boston Chamber of Commerce, Providence College Varsity Athletics, The Sports Museum of New England, Junior Achievement of MA, and the National Sports Marketing Network. He is active in multiple charitable and fundraising activities on behalf of the Boston Celtics Shamrock Foundation, for which he is a board member, and also sits on the Board of Visitors for New England Baptist Hospital.

A graduate of Providence College (1986), Rich currently resides in Medfield, MA along with his wife and three children.

**DANNY AINGE** • President of Basketball Operations

Danny Ainge is beginning his sixth season as Celtics President of Basketball Operations. He was named to the position on May 9, 2003.

During his 14-year playing career, Ainge won two World Championships with Boston (1984, 1986) and appeared in six NBA Finals (four with Boston). He finished his career third in NBA playoff history for games played (193) and sixth in most three-pointers made (172). He also finished eighth in three-pointers attempted (433). Upon his retirement, Ainge was one of three players in NBA history to make 1,000 or more career three-pointers (1,002), along with Dale Ellis and Reggie Miller.

Following his playing career, Ainge joined TNT as a color analyst for the 1995-96 season before returning to the court with the Phoenix Suns as an Assistant Coach prior to the 1996-97 season. Just eight games into the season he was promoted to Head Coach and guided this club to a 40-34 record after the team started the season 0-8. He spent the next two-plus seasons as Head Coach of the Suns and compiled a 136-90 (.602) record before stepping down on December 13, 1999 and returning to TNT as an analyst. In his three-plus seasons as the Suns coach, he guided Phoenix to three playoff berths.

Ainge enjoyed a storybook collegiate career at Brigham Young University from 1977-1981. He won the 1981 John Wooden and Eastman Awards as the nation's best college basketball player following his senior season, when he averaged 24.4 points per game. At North Eugene (Ore.) High School, Ainge was an All-American in basketball, football and baseball. Selected by the Toronto Blue Jays in the 1977 free agent draft (15th round), he played three seasons of Major League Baseball while still attending BYU. Ainge was inducted into Oregon State Sports Hall of Fame in August 1999 and was the first player in BYU history to have his jersey number (#22) retired.

In January, 2006, Ainge received the NCAA's Silver Anniversary Award, an award that recognizes former student-athletes who completed their successful collegiate career and then went on to excel in their chosen profession.

For his shrewd off-season acquisitions that led the Celtics to their NBA record 17th Championship, Ainge was named as The Sporting News 2008 NBA Executive of the Year.

Danny and his wife, Michelle, have six children: Ashlee, Austin, Tanner, Taylor, Cooper and Crew, and three grandchildren: Sage, Cason and Andre.

**LEO PAPILE** • Assistant Exec. Dir. of Basketball Operations

Beginning his 14th year with the Boston Celtics, Leo Papile brings to the team over 30 years of basketball experience as both a player and a coach, along with a wealth of knowledge. Papile was promoted from Director of Player Personnel to Assistant Executive Director of Basketball Operations following the 2003-04 season.

Papile was hired on May 8, 1997, and his duties include evaluating basketball players at all levels, including the NBA, CBA, NBDL, FIBA and NCAA.

Prior to joining the Celtics, Papile focused his efforts on building one of the nation's most prestigious amateur basketball programs. For the past 30 years, he's coached Boston youth in the Boston Amateur Basketball Club (BABC), teaching them the game and helping direct the program. Having founded the organization in 1977, the Boston native has special ties to the BABC and has seen NBA stars like Patrick Ewing and Dana Barros develop their basketball skills as members of the club. Along with handling his Celtics duties, he will continue to serve as the coach of the BABC.

Papile has a long list of coaching credits at all levels of the game. His keen eye for talent and tremendous teaching skills have been acquired from years of working with professional, college, and amateur athletes. From 1984-87, he was part of the coaching staff at Cleveland State University. During the 1986-87 season he was promoted from an Assistant to Associate Head Coach, and was part of the team that upset Indiana in the NCAA tournament and advanced to the Regional Final before bowing out to David Robinson's Navy team.

Before accepting the job at Cleveland State, Papile spent one season as the head man for Umana Technical High School in Boston. Dealing with high school players was a change from his previous coaching stint from 1981-83. During that time, he served as both the Head Coach and General Manager for the Maine Lumberjacks of the CBA. While with the Lumberjacks, Papile matched wits with the likes of future NBA coaches Phil Jackson and George Karl.



MICHAEL ZARREN*Assistant General Manager & Associate Team Counsel*

A lifelong Celtics fan and season ticket holder, Michael Zarren is now the Celtics' Assistant General Manager and Associate Team Counsel. Now in his seventh year with the team after starting as an unpaid intern, Zarren is widely recognized as one of the leaders in the field of advanced statistical analysis of basketball players and teams, and is an important part of the team's strategic planning and player personnel evaluation processes. Zarren is also the team's salary cap expert and lead in-house counsel (for both basketball and business-side issues), and is responsible for the development of new technologies for team use, including the team's best-in-class statistical database and video archive/delivery system.

A graduate of Harvard Law School (where he served as editor-in-chief of the Harvard Journal of Law and Technology) and of the University of Chicago, Zarren has also served as a law clerk on the United States Court of Appeals for the Sixth Circuit. Zarren was also previously a management consultant for Fortune 500 firms across a wide variety of industries. A native of Swampscott, Zarren is a member of the bars of New York and Massachusetts and of the Board of Overseers of The Waring School.

**RYAN MCDONOUGH** • *Director of Player Personnel*

Ryan McDonough is entering his fourth season as the Director of Player Personnel. He was named to the position in September 2006 after spending four years as a Special Assistant to Basketball Operations.

McDonough assists President of Basketball Operations Danny Ainge on all basketball related matters, focusing primarily on evaluating college and international players for the NBA Draft.

Ryan attended the University of North Carolina at Chapel Hill, graduating in 2002 with a degree in Journalism & Mass Communication.

McDonough grew up in Hingham, Massachusetts and currently resides in Boston.



**GLENN "DOC" RIVERS** • Head Coach

Glenn "Doc" Rivers starts his sixth season as Head Coach of the Boston Celtics. He was named to the position on April 29, 2004, becoming the 16th Head Coach in franchise history.

Rivers guided the 2007-08 Celtics to their 17th NBA championship behind an NBA-best 66-16 regular season record which also was his best coaching record in a single season. During the course of the 2007-08 season he received NBA Coach of the Month three times. He is the only Celtics coach since the award's inception during the 1982-83 season to win the award three times. He joins K.C. Jones, Jimmy Rodgers and Chris Ford as the only Celtics

Head Coach's to have won the award.

In his first season as Head Coach of the Boston Celtics Rivers led the club to a 45-37 (.549) record as well as the team's first Atlantic Division title since the 1991-92 season.

Rivers is only the fourth coach in franchise history to have earned the NBA Coach of the Year Award, joining Tom Heinsohn (1972-73), Bill Fitch (who won it with Cleveland (1975-76) and Boston (1979-80)) and Red Auerbach (1964-65), for whom the trophy is named.

In the five years that Rivers has coached the Celtics, he has amassed a record of 230-180. Rivers won his 100th game as the Celtics Head Coach on 3/28/07 against his former team, the Orlando Magic in a thrilling 105-96 double OT win at the TD Garden. Rivers won his 200th game as the Celtics Head Coach against New Jersey on 1/14/09 in a decisive 118-86 victory. Rivers now has a career coaching record of 401-348 (.535).

Rivers, born on October 13, 1961, spent four plus seasons as the Head Coach of the Orlando Magic. In his first year at the helm in Orlando he led a team predicted by most to finish near or at the bottom of the league that included four starters who were not drafted. Rivers guided the team to a 41-41 record, and for his efforts, Rivers was named the 1999-2000 NBA Coach-of-the-Year.

Despite having eight new players and the loss of six-time All-Star Grant Hill to injury in 2000-01, Rivers led the Orlando Magic to a 43-39 (.524) record, including a franchise record tying nine-game winning streak and posted a 24-17 (.585) record during the second half of the season, which led to a berth in the 2001 NBA Playoffs.

During the 2001-02 campaign, Rivers helped the Magic improve on their previous season, finishing with a 44-38 (.537) record and their second straight playoff berth. Once again Rivers led the Magic to a strong second half with a 24-17 (.585) record.

In 2002-03 Rivers and the Magic finished with a 42-40 (.512) record and their third consecutive trip to the playoffs. Despite battling numerous injuries and starting 21 different lineups, the Magic finished the second half of the season with a strong playoff push, in typical Rivers fashion, with a 22-19 (.537) record.

Rivers served as an analyst, paired with Al Michaels, for ABC Sports coverage of the NBA in 2003-04, following his release from the Magic on November 17, 2003. Overall he compiled a 171-168 record (.506) in his four-plus seasons as Orlando's Head Coach, advancing the team to the playoffs three times.

Rivers played 13 seasons in the NBA for the Atlanta Hawks (1983-84 to 1990-91), Los Angeles Clippers (1991-92), New York Knicks (1992-93 to 1993-94) and San Antonio Spurs (1994 to 1995-96). He played for three of the game's top coaches in Pat

Rivers, Larry Brown and Mike Fratello, and holds career averages of 10.9 points, 5.7 assists and 3.0 rebounds per game. His teams advanced to the NBA Playoffs 10 times, where he averaged 11.4 points, 5.9 assists and 3.3 rebounds. Rivers saw action in 864 regular season games and 81 playoff games over the course of his career.

Rivers averaged a double-double in 1986-87 (12.8 points per game, 10.0 assists per game) and was selected to play in the 1988 NBA All-Star Game. He averaged a career-best 15.2 points per game in 1990-91. He scored a career-high 37 points against Seattle on February 4, 1988. He also shares an NBA single-game playoff record for most assists in one half (15 vs. Boston, May 16, 1988).

Drafted after his junior season out of Marquette by the Atlanta Hawks in the second round (31st overall) of the 1983 NBA Draft, he played the first eight years of his career with Atlanta, setting the Hawks' single-season assists record with 823 in 1986-87, and ending his stint with the team as the franchise's all-time assist leader with 3,866.

A product of Proviso East High School in Maywood, Illinois, Rivers earned the nickname "Doc" from former Marquette coach Rick Majerus, when he wore a "Dr. J" t-shirt to a summer basketball camp. Rivers played for the United States at the 1982 World Championship of Basketball, leading the U.S. to a silver medal and earning tournament MVP honors after averaging a team-best 18.6 points per game. During the summer of 2001, he served as an assistant coach for the USA Men's Basketball Team at the Goodwill Games in Brisbane, Australia, that captured the Gold Medal.

Rivers earned a pre-law/political science degree from Marquette in 1985 and was honored by the Pro Basketball Writers with the 1990 J. Walter Kennedy Basketball Citizenship Award. Following the 1999-2000 season, Rivers was named Male Coach-of-the-Year at the Rainbow Sports Awards, which reflect not only accomplishments in the sports industry, but also the grace, dignity, commitment and humanity each individual exemplifies.

He is also active in the community, being a member of the All-Star Advisory Council for the Jr. NBA and Jr. WNBA youth basketball support program, offering instrumental guidance to the player, coach and parent training efforts for recreational youth basketball leagues across the country.

Rivers is the nephew of former NBA player Jim Brewer, and the cousin of former NBA player Byron Irvin and baseball player Ken Singleton. Rivers and his wife, Kris, have four children: Jeremiah, Callie, Austin and Spencer.

DOC RIVERS' COACHING RECORD

SEASON	TEAM	REGULAR SEASON RECORD				PLAYOFFS	
		W	L	PCT.	POS	W	L
1999-00	Orlando	41	41	.500	4th/Atlantic	---	---
2000-01	Orlando	43	39	.524	4th/Atlantic	1	3
2001-02	Orlando	44	38	.537	3rd/Atlantic	1	3
2002-03	Orlando	42	40	.512	4th/Atlantic	3	4
2003-04	Orlando	1	10	.090			
2004-05	Boston	45	37	.549	1st/Atlantic	3	4
2005-06	Boston	33	49	.402	3rd/Atlantic	---	---
2006-07	Boston	24	58	.293	5th/Atlantic	---	---
2007-08	Boston	66	16	.805	1st/Atlantic*	16	10
2008-09	Boston	62	20	.756	1st/Atlantic*	7	7
Totals (10 years)		401	348	.535		31	31

*Won NBA Championship

**TOM THIBODEAU** • Associate Head Coach

Tom Thibodeau embarks on his third season as an Associate Head Coach with the Boston Celtics and his 20th year of coaching in the NBA. Thibodeau, who came to the team from the Houston Rockets, is known throughout the league as one of its finest coaches. Thibodeau had helped the Rockets rank among the top five in the NBA in scoring defense and field goal percentage defense in each of his four seasons.

In his first season, during the 2007-08 season Thibodeau helped create one of the stingiest defenses in the NBA. The Celtics held their opponents to just 90.3 points per game (2nd in the NBA) and held opponents to just 41.9% from the floor which was the best in the league. The Celtics ranked in the top three in seven different defensive categories. Thibodeau helped maintain the Celtics tough defense in the 2007-08 playoffs that culminated in an NBA Championship in which the Celtics ranked in the top three in six different categories. The Celtics held opponents to just 88.8 points per game and opponents to 42.6 field goal percentage.

In his 2nd season, during the 2008-09 season Thibodeau helped the Celtics continue to play strong defense allowing opponents 93.4 points per game (3rd in the NBA) and holding opponents to 43.1 field goal percentage (1st in the NBA). The Celtics ranked in the top three in six different categories.

In his 19 seasons, Thibodeau has helped his team finish in the NBA's Top 10 in team defense 15 times. During Thibodeau's past six seasons he has helped his team finish in the top two in opponents field goal percentage defense. He has also coached in 134 NBA playoff games in his career, including New York's appearance in the 1999 NBA Finals.

Prior to joining the Rockets, Thibodeau spent the previous seven years as an assistant coach with the New York Knicks. During his tenure with the Knicks, New York set a then-NBA record by holding 33 consecutive opponents under 100 points in the 2000-01 season. Thibodeau and the Knicks coaching staff also helped Jeff Van Gundy coach the Eastern Conference All-Stars in the 2000 NBA All-Star Game. In his first season with the Celtics, Thibodeau joined Doc Rivers and the rest of the Celtics coaching staff to help coach the Eastern Conference All-Stars in 2008 All-Star Game.

Thibodeau entered the NBA in 1989 as an assistant coach with the expansion Minnesota Timberwolves. After two seasons with the Timberwolves, he joined the Seattle SuperSonics in 1991 as an advance scout. The following year, Thibodeau moved to San Antonio, where he worked as an assistant coach for two seasons. He left to become an assistant coach with the Philadelphia 76ers, his stay in Philadelphia lasted two seasons, at which point he joined the Knicks.

Thibodeau's coaching career began in 1981 as an assistant coach at his alma mater, Salem State College. After three years as an assistant, he became head coach in 1984. The following season, Thibodeau became an assistant coach at Harvard. He coached at Harvard for four years before leaving for the NBA.

A native of New Britain, Connecticut, Thibodeau graduated with a Bachelor of Science degree and a master's in counseling from Salem State College. He lettered in four seasons at Salem State. Thibodeau was also honored with induction into the New Britain, Connecticut Sports Hall of Fame in 1998.

ARMOND HILL • Assistant Coach

Armond Hill begins his fifth season as an Assistant Coach for the Boston Celtics. He was named to the Celtics coaching staff on July 1, 2004.

Hill, a native of Brooklyn NY, brings over 18 years of experience as either a head or assistant coach at the high school and collegiate level, and was most recently an assistant coach with the Atlanta Hawks during the 2003-04 season. Prior to joining the Hawks staff, Hill spent eight years as head coach at Columbia University, where his 2001-02 team led the nation in scoring defense, holding opponents to 57.0 points per game.

Hill's coaching career began as an assistant coach at the Lawrenceville School, in Lawrenceville, NJ in 1985. He became the head coach three years later. Hill won two Coach of the Year Awards and in 1990, led Lawrenceville to the New Jersey State Prep School Championship. He returned to his alma mater in 1991 as an assistant coach, helping guide Princeton to a 71-35 record over four seasons, winning the Ivy League title and going to the NCAA Tournament in 1992.

After being named Ivy League Player of the Year in 1976, Hill was drafted ninth overall by the Atlanta Hawks in the 1976 NBA Draft. He played eight seasons in the NBA, six with the Hawks, averaging 6.9 points and 4.4 assists per game.

He returned to Princeton after his playing career to complete his baccalaureate degree, earning a B.A. in psychology in 1985.

**KEVIN EASTMAN** • Assistant Coach

Kevin Eastman starts his fifth season as an Assistant Coach for the Boston Celtics. He first joined the Celtics coaching staff on September 15, 2004. Eastman rejoined the team as an assistant coach on September 11, 2006.

Eastman, who brings over 22 years of coaching experience at the collegiate level, has served as Nike Basketball's National Director of Skill Development, while also owning and conducting Kevin Eastman Basketball Camps since 1999.

Eastman spent five seasons from 1994-1999 as head coach at Washington State University. Prior to spending four seasons as head coach at the University of North Carolina at Wilmington, he was an assistant coach at the University of Tulsa for the 1989-90 season. Eastman served as head coach and athletic director at Belmont Abbey College from 1986-1989.

Prior to becoming a head coach, he spent eight seasons as an assistant coach at the collegiate level. Eastman spent his second stint as an assistant coach at the University of Richmond for the 1985-86 season, Virginia Commonwealth from 1983-85, Colorado State University from 1980-83, and he began his coaching career as an assistant at his alma mater the University of Richmond from 1978-80.

Eastman is a 1978 graduate of the University of Richmond, where he played his collegiate basketball. Eastman also earned his Masters Degree in Athletic Administration from Richmond in 1989.

Eastman and his wife Wendy, have a son named Jake who plays basketball for Bradley University.





CLIFFORD RAY • Assistant Coach

Clifford Ray starts his fourth season as an Assistant Coach for the Boston Celtics. Ray was named to the position on May 22, 2006. He had previously worked for the Orlando Magic in the same role.

A former center in the NBA, Ray began his coaching career with the Dallas Mavericks in 1987. He served six seasons with Dallas in a part-time role, specifically working with centers and forwards. Ray moved to Fort Wayne and Grand Rapids of the CBA, becoming the head coach for Fort Wayne in the 1993-94 season. In 1995-96, he served as an assistant coach with the New Jersey Nets. He was

a special consultant for the Orlando Magic during the 1999-2000 season and then served as an assistant coach for the Golden State Warriors for two seasons (2000-02). In the 2002-03 campaign, Ray was a member of the Cleveland Cavaliers coaching staff.

Originally selected in the third round of the 1971 NBA Draft by Chicago, Ray appeared in 784 regular season games during his 10-year professional career with the Bulls and Warriors, averaging 7.4 points, 8.9 rebounds and 2.2 assists in 25.4 minutes per game.

His name can be found throughout the Golden State record books, ranking among the Warriors' all-time leaders in offensive rebounds (2nd, 1,372), defensive rebounds (2nd, 2,938), field goal percentage (5th, .537), blocked shots (6th, 465) and total rebounds (9th, 4,310). Ray was a member of four 50-plus win teams and was named to the 1971-72 NBA All-Rookie Team.

Ray and Robert Parish conduct a Big Man Camp at IMG Academies in Bradenton, FL during the summer, where they work with many big men improving their game.

Ray played at the University of Oklahoma, where he was a First Team All-Big Eight performer and led the conference in rebounding. He is a native of Union, S.C., and he has a son, Everett.



MIKE LONGABARDI • Assistant Coach

Mike Longabardi begins his third season as an Assistant Coach with the Boston Celtics. He joined the staff prior to the start of the 2007-08 season.

Longabardi was previously with the Houston Rockets for four seasons as an assistant coach/video coordinator for two seasons, the video coordinator for a season and the assistant video coordinator for a year.

Before joining the Rockets, Longabardi spent seven years as an assistant coach for the men's basketball teams at Pfeiffer University, Adelphi University, Lafayette College, as well as Towson University. He was on the coaching staff that led the Lafayette Leopards to a Patriot League title and an NCAA Tournament berth.

A native of Brooklyn, New York, Longabardi graduated from Frostburg State University with a degree in health and physical education. He and his wife, Andreana, live in Waltham with their daughter, Olivia Josephine.



JAMIE YOUNG • Advance Scout

Jamie Young begins his eighth season with the Boston Celtics and first as Advanced Scout. In his current position, Young will be responsible for scouting the Celtics upcoming opponents.

Prior to this season, Young served as the team's video coordinator. In this role he was responsible for all the video breakdowns of the Celtic games and Celtics opponent games and distributing this information to the coaching staff.

Young graduated from Blackburn College (Carlinville, IL) in 1998 with a bachelor's degree in physical education, where he played both basketball and football. An Indiana native, Young currently resides with his wife, Jaynene and son, Jaimeson in Waltham MA.

ED LACERTE • Athletic Trainer/Physical Therapist

Ed Lacerte begins his 23rd season with Boston Celtics, making him the longest-serving trainer in the history of the club. A Licensed Physical Therapist, a Certified & Licensed Athletic Trainer, a Certified Strength & Conditioning Specialist, and someone who, in 1993, became Board Certified as a Sports Clinical Specialist by the American Physical Therapist Association, Lacerte is the only NBA Trainer with these credentials. Along with his training duties, he used this vast background to serve as the Celtics' Physical Therapist and Strength and Conditioning Coach for eight seasons.



In 1993, the National Basketball Association Trainers Association (NBTA), in a vote of his peers, selected Lacerte as the 12th annual recipient of the "NBA Athletic Trainer of the Year." Other remarkable honors bestowed on Lacerte include being the trainer to the "Dream Team," the unforgettable 1992 gold medal-winning US Olympic Basketball Team, and trainer and member of the local organizing committee for the U.S. Olympic Gymnastic Trials in 1996 and 2000.

A native of Lowell, Massachusetts, Lacerte collected his undergraduate degree in Physical Therapy from Boston University in 1982 and his Master's Degree in Education in 1987 from the same academy.

Lacerte was Head Trainer for the Boston University hockey and football teams from 1982 through 1985. He was employed in a physical therapy clinic and was a trainer on the interscholastic level for the next two years before his selection by the Celtics on August 31, 1987.

Lacerte is an associate of the APTA, the National Athletic Trainers Association, and the National Strength and Conditioning Association. He serves as the Treasurer of the NBTA, a post he has held for the past 15 years. Lacerte also maintains a physical therapy clinic, Pro Sports Therapy, at Boston's practice facility, HealthPoint.

Lacerte is a frequent and eloquent speaker regarding physical therapy/sports medicine, and spends part of his summers discussing the topic with a variety of organizations in the New England region and throughout the country. He also is one of five NBA head athletic trainers who contributed to a HarperCollins Publishers book titled, "NBA Workout Training Guide", which was published in January, 1999.

In July, 2009, Lacerte was recognized by the National Basketball Athletic Trainers Association with the Ed Lacerte Service Award. The award was named in his honor for his contributions and exceptional service and assistance to the NBATA. The honor is given to a member of the NBATA every two years by the outgoing chairman.

Ed and his wife, Maureen, have five children: Devin, Taylor, Arianna, Graham and Thea. The family lives in Westford, MA.

BRYAN D. DOO • Strength & Conditioning Coach

Bryan Doo is entering his seventh season as the Strength and Conditioning Coach for the Boston Celtics. He was named to the position on August 3, 2003.

Prior to joining the Celtics, Doo founded Optimal Fitness: Professionals in Health and Human Performance in Waltham, MA, which specializes in home personal training, speed and agility camps for high school and collegiate athletes, post physical therapy and management of corporate fitness facilities.



Doo has consulted and trained various NHL, Olympic and elite athletes. He also served as the Wellness Director at the Harvard Business School from 1998-2001, and a coach at Harvard University. Doo is a frequent and eloquent speaker regarding sports & athletic development, injury prevention and team training at local and national conferences.

Doo earned his bachelors degree in Sports and Exercise Science in 1995 from Messiah College in Pennsylvania, while also minoring in Business. He holds his Master's degree in Exercise Science and Health Promotion from California University of Pennsylvania. He is a Certified Strength and Conditioning Specialist (CSCS) from the National Strength and Conditioning Association, the National Academy of Sports Medicine and American College of Sports Medicine.

He currently resides in Waltham, MA with his wife Brianna, daughter Mikayla Jade, his dog Bella and cat Ichiro.



DR. BRIAN McKEON • Chief Medical Officer/Team Physician

Brian P. McKeon, M.D. is entering his 11th season with the Boston Celtics. He served as Assistant Team Physician for six years before assuming the role of Chief Medical Officer and Head Team Physician in 2005.

McKeon graduated Cum Laude from the University of Connecticut with a BS in Biology. He received his medical degree from Georgetown University's School of Medicine, where he was inducted into the Alpha Omega Alpha (AOA) Honors Society. He completed his residency and internship training through the University of Connecticut's Integrated Residency Program and a Sports Medicine Fellowship at New England Baptist Hospital in Boston. He is an Assistant Clinical Professor of Orthopedics at the Tufts University School of Medicine and a Sports Medicine Fellowship Instructor at New England Baptist Hospital.

An internationally published author and presenter, McKeon is affiliated with a number of professional societies including the American Orthopedic Society of Sports Medicine and the Professional Team Physician's Society. His primary area of research interest is in articular cartilage and he is currently participating in several clinical trials and funded research studies in that area.



MATT MEYERSOHN • CR Manager and Director of Player Development

Matt Meyersohn enters his fourth full season with the Celtics after starting his career as an intern in 2003. During his first two seasons, Meyersohn oversaw the team's community and youth outreach programs as a Community Relations Manager and this season marks his second year with the dual role of Director of Player Development.

Between his internship and returning to the Celtics in 2006, Meyersohn spent a year and a half working with the NBA and a year with the New England Patriots in Community Affairs and Marketing. Meyersohn graduated from Wesleyan University (CT) in 2003 with a dual degree in Urban Studies/Education and Psychology and is currently completing an MBA at Boston College.

Meyersohn was born and raised in Cambridge where he continues to volunteer as a youth basketball coach.



BRIAN ADAMS • Video Coordinator

Brian Adams begins his third year as the Celtics Video Coordinator. He spent the 05-06 season as a video intern for the Celtics before moving to his current role as Video Coordinator. He is responsible for recording and editing all of the Celtics' and upcoming opponents' games. Adams helps provide scouting video that is used for both pre and post game viewings with the team and the coaching staff.

Adams was raised in Pine Plains, New York. He received his bachelor's degree in Psychology from Connecticut College. After graduating from Connecticut College in 2005 he spent his summer as a Basketball Operations intern for the New York Knicks before joining the Celtics.

Adams currently lives in Cambridge, MA.



FRANK BURKE • Director of Basketball Operations

Frank Burke enters his 13th season with the Celtics. A former intern, Burke joined the team full-time as a Marketing Assistant for one season prior to moving to Basketball Operations. Burke served as a Basketball Operations Assistant and as Team Player Programs Director before taking on his current role. As Director of Basketball Administration, Burke is involved in the day to day operations of the team and assists General Manager Danny Ainge in all facets of basketball operations.

Burke is a native of Arlington, MA and a graduate of Tufts University where he played football and majored in English. He and his wife Tracey have one son, Jackson.

BOB COUSY • Marketing Consultant

Bob Cousy began working directly with the team as marketing consultant at the start of the 1999-00 season.

During his tenure from 1950-1963, Cousy was a member of six World Champions and 13 All-Star berths. The recipient of many honors, Bob was elected to the Naismith Memorial Basketball Hall of Fame in 1970 and was named to the NBA's 25th Anniversary Team in 1970 and the league's 35th Anniversary Team in 1980. Among his many awards: league MVP in 1957, All-NBA First Team for ten straight years from 1952-1961, All-NBA Second Team twice (1962 and 1963), and the NBA All-Star Game MVP in 1954 and 1957. Bob led the NBA in assists for eight consecutive seasons ranging from 1953-1960. Cousy was inducted into the New England Basketball Hall of Fame in 2002.

In 924 regular season games, Cousy averaged 18.4 points, 7.5 assists, and 5.2 rebounds. In 109 postseason encounters, he collected 18.5 points, 8.6 assists, and 5.0 rebounds.

Cousy and his wife, Missy, live in Worcester, MA.

**JOJO WHITE** • Director of Special Projects

JoJo White, a standout player on two Boston World Championship teams, was hired by the Celtics as Director of Special Projects in May, 2000.

In his role with the Celtics, White has a wide range of responsibilities within the marketing and community relations departments.

White spent the first 10 years of his 12-year playing career with Boston. He finished his career with the Celtics averaging 18.3 points per game, leading the team in scoring once and in assists four times. He played key roles in Boston's run to both the 1973-74 and 1975-76 world titles, finishing with a 21.5 career playoff scoring average. He played 60 minutes in the Celtics historic game five triple-overtime win over the Phoenix Suns on the Boston Garden's parquet floor in the 1976 NBA Finals, and was later named the series Most Valuable Player.

White's streak of 488 consecutive games played remains a franchise record. A seven-time All-Star, White's number 10 jersey was retired by the Celtics in a ceremony at the Boston Garden on April 9, 1982.





BILL REISSFELDER • Sr. VP & Chief Financial Officer

Bill Reissfelder begins his 14th season with the Boston Celtics. He was named Chief Financial Officer in January 2003, and he previously served as Vice President and Controller since joining the organization in 1996.

Prior to joining the Celtics, Reissfelder served as the Financial Controller for Open Environment Corporation, and spent nine years at Ernst & Young, LLP, most recently as a Senior Manager in Entrepreneurial Services. He is a CPA and a graduate of Babson College.

Reissfelder and his wife Mary live in Westwood, MA with their four children: Billy, Joe, John and Kathleen.



SHAWN SULLIVAN • Chief Marketing Officer

Shawn Sullivan begins his 14th season with the Boston Celtics and second as Chief Marketing Officer. He was named Vice President of Ticket Sales, Marketing and Service in September 2005 and he previously served as Vice President of Ticket Sales and Service since January 2003.

Sullivan is responsible for the Celtics marketing and sales campaigns as well as all customer service and season ticket holder benefit initiatives.

He was honored by the Sports Business Journal as a member of the “Forty under 40” class of 2009. He was also recognized by the Boston Business Journal as one of Boston’s “40 under 40” in 2006.

Prior to joining the Celtics as an Account Executive in 1996, Sullivan served as a Group Sales Account Executive for the New Boston Garden Corporation. He is a graduate of Southern New Hampshire University.

Sullivan and his wife Robyn live in Scituate, MA with their two sons, Aidan and Keegan.



TED DALTON • VP of Corporate Partnerships & Business Development

Ted Dalton begins his 5th season with the Boston Celtics. In September of 2009, he was named Vice President, Corporate Partnerships and Business Development. In his new role, Dalton is responsible for partnership sales and activation, community relations and business development. Prior to joining the Celtics as Director of Corporate Partnerships in 2005, Dalton served as Director of Business Development for 16W Marketing. There he was responsible for managing their sales and consulting division.

A graduate of Wesleyan University with degrees in Economics and Government, and of the University of Massachusetts with a Masters in Sports Management, he currently resides in Wakefield, MA., with his wife Jennifer and their two sons Andrew and William.

JEFF TWISS • VP of Media Services/Alumni Relations

Jeff Twiss begins his 29th season with the Boston Celtics. He joined the Celtics in 1981 upon receiving his Master's Degree in Sport Management from the University of Massachusetts-Amherst. Prior to his association with the Celtics and the NBA, Twiss was a teacher and a three-sport coach at Randolph (VT) Union High School. He graduated from the University of Vermont in 1977. Twiss serves as the conduit for the media with Celtics ownership, coaches, players and staff and he is the contact for former Celtics players.



Twiss was elected by his peers to serve as President of the National Basketball Public Relations Directors Association in 1987. In 1992, he received the Distinguished Alumni Award from the University of Vermont. In 1999, Twiss received the University of Massachusetts Sports Management department's Harold J. VanderZwaag Distinguished Alumni Award. In September, 2004, he was inducted into the New England Basketball Hall of Fame. In 2005, Twiss received the NBA's McHugh/Splaver "Tribute to Excellence" award. And in 2009, he received the Boston Press Photographers Association's Sports Personality Award.

Twiss and his wife, Sarah, have two children: Cameron and Lindsay.

JAY WESSEL • VP of Technology

Jay Wessel begins his 20th season with the Boston Celtics. He joined the Celtics game-night staff in 1990 and has been a fixture courtside ever since. He served as Director of Technology for six years before being named Vice President in 2006. In this role, Wessel is responsible for all aspects and uses of technology including those in IT, Basketball Scouting and Video and Arena/Event. He played a key role in the 2006 infrastructure and technical upgrades at the TD Banknorth Garden.



In 2001, Wessel was loaned to TNT for the Goodwill Games in Brisbane, Australia where Team USA, coached by present Celtics head coach Doc Rivers, captured the Gold Medal. Prior to joining the Celtics, Wessel held various engineering and sales roles in the Boston high-tech corridor. Wessel started his career at IBM in Poughkeepsie, NY. He holds a Bachelor's Degree in Electrical Engineering from Virginia Tech University.

Wessel and his wife, Marla, live in Somerville, MA along with their daughter, Sara.

ADMINISTRATION

FRONT OFFICE STAFF



Michael Aud
Basketball Operations
Assistant



Brian Babineau
Team
Photographer



Steve Babineau
Team
Photographer



Laura Bakun
Corporate Partnerships
Activation Assistant



Susan Barabino
Executive
Assistant



Rob Billings
Risk
Management



Peter Boccadoro
Digital Media
Coordinator



Brian Burnard
Sr. Premium Sales
Account Executive



Paul Cacciatore
Sr. Director of Ticket
Services & Operations



Nicholas Cacic
Premium Event
Account Executive



Tessa Gaffrey
Director of Corporate
Partnerships Activation



Todd Campbell
Physical
Therapist



Craig Cassano
Account
Executive



Pete Chrisafideis
Home Equipment
Personnel



David Cohen
Account
Executive



John Connor
Team Travel &
Equipment Manager



Shane Crawford
Information
Systems Designer



Marc D'Amico
Internet Operations
Coordinator



Jim Davis
Premium Event &
Group Sales Manager



Ryan de La Bruere
Premium Event
Account Executive



Darren Erman
Coaching
Associate



Peter Fayette
Office Manager
& Staff Accountant



Nicole Federico
Sr. Business
Development Manager



Shannon Fox
Corporate Partnerships
Account Manager



Matt Griffin
Sr. Director of Sales and
Marketing Operations



Kara Hutchinson
Sales & Marketing
Operations Manager



Duane Johnson
Director of
Box Office Operations



Matthew Lane
Account
Executive



Vicky Le
Corporate Partnerships
Activation Coordinator



Tristan Lenhart
Corporate Partnerships
Activation Coordinator



Annemarie Loflin
Director of Team
Services/Administration



Patrick Lynch
Director of Operations
& Accounting



Phil Lynch
Director of
Team Security



Katie Mahon
Season Ticket
Manager



Steve Markos
Corporate Partnerships
Account Manager



Wendy Merritt
Executive
Assistant



Chris Neil
Community Relations
Coordinator



Francis O'Bryant
Operations
Liaison



Brian Olive
Media Relations
Coordinator



Maureen O'Neill
Director of
Premium Sales



Marina Ortega
Dance Team
Director



Jillian Paine
Premium Event
Account Executive



David Preciado
Account
Executive



Michelle Price
Group Sales
Account Executive



Frank Randall
Locker Room
Attendant



Tim Rath
Controller



Barbara Reed
Sr. Director of Human
Resources & Investor Services



Andrew Rice
Senior
Accountant



Brian Robertson
Sr. Director of Corporate
Partnerships & Business Dev.



Stobhan Sherbovich
Sr. Premium Sales
Account Executive

ADMINISTRATION

FRONT OFFICE STAFF



Chris Sargent
Group Sales
Account Executive



Andrew Sherwin
Account Services
Coordinator



Vladimir Shulman
Massage
Therapist



Mackenzie Silverio
Sr. Director of Ticket Sales
& Marketing



Keith Stiney
Creative
Director



Rebekah Splaine
Community Relations
Director



Peter Stringer
Internet Operations
Manager



Sean Sullivan
Director of Game
Operations & Events



Alyssa Tingle
Sr. Account Services
Coordinator



Shannon Tipton
Premium Account
Services Manager



Bobby Vines
Sr. Premium Sales
Account Executive



Heather Walker
Director of
Public Relations



Jake Wendling
Game Operations
Coordinator



ANOTHER TITLE? WE CAN FEEL IT IN OUR BONES.

New England Baptist Hospital is a nationally recognized leader in orthopedics. We also have the proud distinction of being the official team hospital of the Boston Celtics. After 23 years of keeping them at the top of their game, we believe they've got a healthy chance this year of winning it all again.

To receive the same high quality health care as the Boston Celtics, call 1-800-370-6325.



NEW ENGLAND BAPTIST
HOSPITAL OFFICIAL HOSPITAL



We are the Orthopedic Experts.

nebh.org



PLAYERS

2009-10 ROSTER

NO.	PLAYER	POS	HT	WT	DOB	FROM	YRS
20	Ray Allen	G	6-5	205	07/20/1975	Connecticut	13
42	Tony Allen	G	6-4	213	01/11/1982	Oklahoma State	5
7	Marquis Daniels	G	6-6	200	01/07/1981	Auburn	6
11	Glen Davis	F	6-9	295	01/01/1986	Louisiana State	2
5	Kevin Garnett	F	6-11	253	05/19/1976	Farragut Academy HS (IL)	14
4	J.R. Giddens	G	6-5	215	02/13/1985	New Mexico	1
50	Eddie House	G	6-1	180	05/14/1978	Arizona State	9
26	Lester Hudson	G	6-3	190	08/07/1984	Tennessee-Martin	R
43	Kendrick Perkins	C	6-10	278	11/10/1984	Clifton J. Ozen HS (TX)	6
34	Paul Pierce	F-G	6-7	235	10/13/1977	Kansas	11
9	Rajon Rondo	G	6-1	186	02/22/1986	Kentucky	3
44	Brian Scalabrino	F	6-9	235	03/18/1978	Southern California	8
45	Michael Sweetney	F	6-8	275	10/25/1982	Georgetown	4
12	Bill Walker	F	6-6	230	10/09/1987	Kansas State	1
30	Rasheed Wallace	F-C	6-11	230	09/17/1974	North Carolina	14
13	Shelden Williams	F-C	6-9	250	10/21/1983	Duke	3

HEAD COACH

Doc Rivers (Marquette)

ASSOCIATE HEAD COACH

Tom Thibodeau (Salem State)

ASSISTANT COACHES

Armond Hill (Princeton)

Kevin Eastman (Richmond)

Clifford Ray (Oklahoma)

Mike Longabardi (Frostburg State)



POSITION Guard

HEIGHT 6-5

WEIGHT 205

BIRTHDATE 07/20/75

BIRTHPLACE Castle AFB, Merced, CA

HIGH SCHOOL Hillcrest (Dalzell, SC)

COLLEGE Connecticut

YEARS Starting 14th

DRAFTED Minnesota Timberwolves, First Round, 5th Pick, 1996 NBA Draft

RAY ALLEN

#20

CAREER STATISTICS

NBA REGULAR SEASON RECORD

YEAR TEAM	G-GS	MIN	FGM-FGA	PCT	FG3-FGSA	PCT	FT-FTA	PCT	OFF-DEF-TOT	AST	PF-DQ	STL	TO	BS	PTS	AVG
96-97 Milw.	82-81	2532	390-908	.430	117-298	.393	205-249	.823	97-229-326	210	218-0	75	149	10	1102	13.4
97-98 Milw.	82-82	3287	563-1315	.428	134-369	.364	342-391	.875	127-278-405	356	244-2	111	263	12	1602	19.5
98-99 Milw.	50-50	1719	303-673	.450	74-208	.356	176-195	.903	57-155-212	178	117-0	53	122	7	856	17.1
99-00 Milw.	82-82	3070	642-1411	.455	172-407	.423	353-398	.887	83-276-359	308	187-1	110	183	19	1809	22.1
00-01 Milw.	82-82	3129	628-1309	.480	202-467	.433	348-392	.888	101-327-428	374	192-2	124	204	20	1806	22.0
01-02 Milw.	69-67	2525	530-1148	.462	229-528	.434	214-245	.873	81-231-312	271	157-0	88	159	18	1503	21.8
02-03 Mil-Sea	76-75	2880	598-1363	.439	201-533	.377	316-345	.916	94-287-381	334	220-4	103	198	14	1713	22.5
03-04 Sea.	56-56	2152	447-1017	.440	148-378	.392	245-271	.904	69-217-286	268	132-2	71	156	11	1287	23.0
04-05 Sea.	78-78	3064	640-1494	.428	209-556	.376	378-428	.883	79-268-347	289	167-2	84	171	5	1867	23.9
05-06 Sea.	78-78	3022	681-1500	.454	269-653	.412	324-359	.903	71-261-332	286	151-2	105	188	16	1955	25.1
06-07 Sea.	55-55	2219	505-1153	.438	165-443	.372	279-309	.903	57-190-247	228	113-0	82	154	11	1454	26.4
07-08 Boston	73-73	2623	439-986	.445	180-452	.398	215-237	.907	75-193-268	225	147-0	65	127	16	1273	17.4
08-09 Boston	79-79	2876	499-1040	.480	199-486	.409	237-249	.952	66-212-278	218	157-3	69	134	13	1434	18.2
TOTALS	942-938	35099	6865-15317	.448	2299-5717	.398	3632-4068	.893	1057-3124-4181	3545	2202-18	1140	2208	172	19661	20.9

NBA PLAYOFF RECORD

YEAR TEAM	G-GS	MIN	FGM-FGA	PCT	FG3-FGSA	PCT	FT-FTA	PCT	OFF-DEF-TOT	AST	PF-DQ	STL	TO	BS	PTS	AVG
98-99 Milw.	3-3	120	25-47	.532	9-19	.474	8-13	.615	8-14-22	13	9-0	3	1	1	67	22.3
99-00 Milw.	5-5	186	40-90	.444	10-26	.385	20-22	.909	10-23-33	13	10-0	8	9	0	110	22.0
00-01 Milw.	18-18	768	158-331	.477	57-119	.479	79-86	.919	19-55-74	108	44-0	24	45	10	452	25.1
04-05 Sea.	11-11	436	102-215	.474	31-82	.378	56-63	.889	12-35-47	43	22-0	14	34	4	291	26.5
07-08 Boston	26-26	987	133-311	.428	55-139	.396	84-92	.913	25-73-98	71	63-1	24	38	8	405	15.6
TOTALS	63-63	2497	458-994	.461	162-385	.421	247-276	.895	74-200-274	248	148-1	73	135	23	1325	21.0

CAREER HIGHS

CAREER REGULAR SEASON SINGLE-GAME HIGHS

Minutes	54, 12/27/97, Milwaukee at New Jersey
Field Goals	17, 01/12/07, Seattle vs. Utah (Twice)
Field Goal Attempts	32, 01/12/07, Seattle vs. Utah
Three-Point Field Goals	10, 04/14/02, Milwaukee vs. Charlotte
Three-Point Attempts	17, 01/23/07, Seattle vs. Denver (Twice)
Free Throws	19, 11/25/00, Milwaukee at Washington
Free Throw Attempts	20, 11/25/00, Milwaukee at Washington
Offensive Rebounds	9, 02/23/03, Seattle at L.A. Lakers
Defensive Rebounds	10, 11/18/06, Seattle at Golden State
Rebounds	13, 04/01/03, Seattle at Chicago (Three Times)
Assists	13, 01/20/00, Milwaukee at Seattle (Twice)
Steals	6, 11/03/06, Seattle at L.A. Lakers (Twice)
Turnovers	8, 02/16/98, Milwaukee at New Jersey
Blocks	2, 12/26/06, Seattle vs. NO/Okl. City (14 Times)
Points	54, 01/12/07, Seattle vs. Utah

CAREER POSTSEASON SINGLE-GAME HIGHS

Minutes	59, 04/30/09, Boston at Chicago
Field Goals	18, 04/30/09, Boston at Chicago
Field Goal Attempts	32, 04/30/09, Boston at Chicago
Three-Point Field Goals	9, 04/30/09, Boston at Chicago
Three-Point Attempts	18, 04/30/09, Boston at Chicago
Free Throws	11, 04/25/01, Orlando at Milwaukee
Free Throw Attempts	13, 04/25/01, Orlando at Milwaukee
Offensive Rebounds	5, 05/13/99, Indiana at Milwaukee
Defensive Rebounds	8, 04/25/01, Orlando at Milwaukee
Total Rebounds	11, 05/13/99, Indiana at Milwaukee
Assists	10, 05/13/01, Milwaukee at Chicago
Steals	4, 05/01/05, Seattle at Sacramento
Turnovers	7, 05/11/99, Milwaukee at Indiana
Blocks	2, 05/02/09, Chicago at Boston (three times)
Points	51, 04/30/09, Boston at Chicago

2008-09 SEASON: Averaged 18.2 points, 3.5 rebounds and 2.8 assists in 36.5 minutes per game...Netted 20 or more points 33 times and 30 or more points six times...Led the C's in scoring 23 times, in rebounds twice, in assists four times and in steals 19 times...Scored a season-high 36 points at Toronto (1/11)...Notched 31 points against Indiana (12/3)...Pulled down a season-high nine boards at Oklahoma City (1/5)...Handed out a season-high seven assists vs. Dallas (1/25)...Shot a career-high 95.2 percent from the free throw line and set the Celtics franchise record for highest free throw percentage in a season breaking Bill Sharman's record from the 1958-59 season...Set Celtics franchise record for most consecutive free throws hit with 72, breaking Larry Bird's record of 71...Streak spanned from 12/28/08-2/22/09...Missed one game due to a right elbow strain (vs. Miami, 3/18)...Missed one game due to an NBA suspension (at Philadelphia, 4/14)...Received a DNP-CD in the season finale (4/15 vs. Washington)...Moved to 34th all-time in NBA history in scoring...Played in his 900th career game at Houston (1/7)...Scored his 19,000th career point at Miami (1/21)...Grabbed his 4,000th career rebound at New York (12/21)...Played in his 35,000th career minute vs. New Jersey (4/8)... **PLAYOFFS:** Averaged 18.3 points, 3.9 rebounds, 2.6 assists and 1.07 steals in 40.4 minutes per game...Scored a playoff-career-high 51 points at Chicago in Game 6 of the First Round in a triple-overtime loss...Averaged 23.4 points, 3.1 rebounds, 2.1 assists and 1.57 steals in the First Round against Chicago.

PROFESSIONAL CAREER: 2007-08: Averaged 17.4 points, 3.7 rebounds and 3.1 assists in 35.9 minutes per game...Hit game-winning shots against Toronto (11/4) and Charlotte (11/24)...Scored 33 points in overtime win against Toronto (11/4)...Grabbed a season-high 10 boards on 11/10 at New Jersey...Registered first double-double as a Celtic with 27 points and 10 rebounds at New Jersey (11/10)...Missed consecutive games due to a sore right ankle (12/14-12/16)...Led C's in scoring 17 times and in assists nine times...Scored a season-high 35 points on 12-of-20 shooting against the Blazers on 1/16/08...Dished out a season-high eight assists on 3/26/08 vs. PHX...Swiped three or more steals seven times...Shot 90.7% from the charity stripe which ranked fourth in the NBA...Made his 2,000th career three-pointer on 1/16/08 vs. Portland joining Reggie Miller as the only two players in NBA history to record 2,000 three-pointers...Missed game vs. CHA due to a pinched nerve in his neck (1/9)...Scored 20 or more points 25 times...Scored his 18,000th career point against the Memphis Grizzlies on 3/8/08...Was named to the All-Star game as a replacement for Caron Butler and scored a game-high 28 points off the bench in 18 minutes including 5-of-6 from three-point territory...Recorded three or more steals seven times...Led the team in steals in 13 games and in minutes 29 times... **PLAYOFFS:** Averaged 15.6 points, 3.8 rebounds and 2.7 assists in 38.0 minutes per game...Connected on an NBA Finals record 22 three-pointers against the Lakers...Averaged 20.3 points per game to go along with 5.0 rebounds, 2.5 assists and 1.33 steals during the NBA Finals...Sealed Game 4 comeback against the Lakers with a driving lay-up with 16.4 seconds remaining in the contest...Scored 29 points in Game 5 of the Eastern Conference Finals against Detroit on 9-of-15 shooting including 5-of-6 from three-point land...Led the C's in scoring four times...Scored 20-plus points six times...Connected on a Celtics single post-season record 55 three-pointers... **2006-07:** Averaged a career-high 26.4 points per game (6th in NBA)...Shot 90.3 percent (279-309) from the foul line (4th in NBA)...Averaged 40.3 mpg (T-5th in NBA)...Scored 20-plus points 44 times...Scored 30-plus points 18 times...Led or co-lead the team in scoring 40 times...Made his seventh All-Star appearance on 2/20, tallying 12 points and three assists...Exploded for a career-high 54 points on 17-of-32 shooting vs. Utah on 1/12, including 8-of-12 from three-point range and 12-of-12 from the line...Netted 44 points vs. Denver on 1/23...Missed 26 games due to injury (nine games with a talus bone contusion in his right foot from 12/5-12/20 and the final 17 games of the season with bone spurs in his left ankle)...Dished out his 3,000th NBA assist vs. Denver on 1/23... **2005-06:** Averaged 25.1 ppg, 4.3 rpg and 3.7 apg...Registered career-highs in several statistical categories including points per game (25.1, 10th in the NBA), points scored (1,955), field-goals made (681), field-goals attempted (1,500), three-pointers made (269, first in the NBA) and three-pointers attempted (653, first in the NBA)...Shot 90.3 percent (324-359) from the foul line to rank third in the league...Scored 20-plus points 58 times...Scored 30-plus points 24 times...Led or co-lead the team in scoring 50 times...Hit seven three-pointers vs. Denver on 4/19, bringing his season total to 269 and breaking the NBA single-season record of 267 treys set by Dennis Scott in 1995-96...Hit consecutive game-winning shots (a three-pointer with 5.4 seconds left vs. San Antonio on 3/26 and a 19-foot jumper from the left wing with 0.3 seconds at Memphis on 3/28)...Had his only double-double of the season at the Los Angeles Lakers on 3/12 with 19 points and a season-high 10 rebounds...Made his sixth All-Star appearance on 2/19, tallying eight points...Erupted for a season-high 42 points on 14-of-28 shooting at Phoenix (2/07) on 1/22, including 8-of-16 from three-point range...Suspended for three games as a result of a fight with Orlando's Keyon Dooling (1/13-16) as Sonics went 0-3...Scored in double-figures in all but one game (ejected 1/11 vs. Orlando and scored one point)...Hit at least one three-pointer in all but four games during the season...Hit four three-pointers on 4/7 to move past former Sonics player Dale Ellis (1,719) for second place on the NBA's all-time three-pointers-made list...Scored the 15,000th point of his NBA career at the Los Angeles Lakers on 3/12...Tallied the 5,000th point of his Sonics career at New Orleans/Oklahoma City on 2/8...Hit his 5,000th career field goal at Indiana on 1/2...Made four three-pointers on 12/20 to move past Glen Rice (1,559) for third place on the NBA's all-time three-pointers-made list... **2004-05:** Averaged 23.9 ppg, 4.4 rpg, 3.7 apg, 1.1 spg and 39.3 mpg in 78 games (all starts)...All-NBA Second Team...Led the Sonics and ranked 10th in the league in scoring, averaging 23.9 points per game...Scored in double-figures in every game but one (scored six points at the L.A. Lakers on 3/20, leaving the game at the 2:12 mark in the first quarter with a right ankle sprain)...The 3/20 Lakers game ended his streak of 89 consecutive contests scoring in double-figures...Scored 30-plus points 19 times...Led or co-lead the team in scoring 45 times...Led or co-lead the team in assists 17 times...Registered one double-double (at Minnesota on 4/17 - 34 points, 10 rebounds)...Scored a season-high 40 points vs. New York on 3/25...Pulled down a season-high 10 rebounds at Minnesota on 4/17...Handed out a season-high nine assists vs. Indiana on 11/28...Shot 88.3 percent (378-428) from the foul line to tie for seventh in the NBA...Named Western Conference Player of the Week twice (his third and fourth time as a Sonics player)...For the week ending 11/15, led Seattle to a 4-0 record averaging 28.3 points, 5.3 rebounds and 4.3 assists...For the week ending 3/27, averaged 28.7 points, 8.3 rebounds and 1.7 assists...Named to the NBA All-Star Team for the fifth time in his career and was the game's top scorer with 17 points...Participated in the 2005 Foot Locker Three-Point Shootout contest at 2005 NBA All-Star

continued on next page...

Ray Allen *continued from previous page.*

Weekend for the fourth time in his career...Had a viral infection and missed two games (vs. San Antonio on 1/31 and at Sacramento on 2/1)...Suffered a right ankle sprain and missed two games (vs. Milwaukee on 3/22 and at Houston on 4/20). **PLAYOFFS:** Started all 11 playoff games and averaged 26.5 ppg, 4.3 rpg and 3.9 apg...Tied a Sonics single-game playoff record by scoring 45 points in the first-round Game 4 matchup vs. Sacramento on 5/1 (Fred Brown – 45 points on 4/15/76)...Averaged 32.4 points in the five-game Sacramento series...Shot 51.4 percent (55-107) from the field in the Sacramento series and 97.1 percent (33-34) from the line...In 11 playoff games, scored 30-plus points four times... **2003-04:** Averaged 23.0 ppg, 5.1 rpg, 4.8 apg, 1.27 spg and 38.4 mpg in 56 games (all starts)...Scored a season-high 42 points vs. Portland on 1/5...Handed out a season-high 11 assists at Minnesota on 3/31...Pulled down a season-high 11 rebounds vs. Philadelphia on 2/19...Scored 20-plus points 39 times...Scored 30-plus points eight times...Scored 40-plus points three times...Led or co-led the team in scoring 32 times...Led or co-led the team in assists 11 times...Had six double-doubles...Sat out the first 25 games of the season due to right ankle surgery (missed 26 games overall)...Had successful right ankle surgery on 1/1...Recorded his third career triple-double at the L.A. Lakers on 1/28 (18 points, 10 rebounds and 10 assists)...Named as a reserve on 2/3 to the Western Conference Team at the NBA All-Star Game in Los Angeles... **2002-03:** Averaged 24.5 ppg, 5.6 rpg, 5.9 apg and 1.6 spg in 29 games with Seattle and 22.5 ppg, 5.0 rpg, 4.4 apg and 1.4 spg in 76 total games (Milwaukee and Seattle)...Received the Joe Dumars Trophy for the 2002-03 NBA Sportsmanship Award...Named NBA Western Conference Player of the Week on 3/3 after leading the Sonics to a 4-0 record and averaging 28.3 points, 7.5 assists and 6.0 rebounds per game...Ranked second in the NBA in free-throw percentage at 91.6 percent (316-345)...Tied for 10th in the NBA in scoring (22.5 ppg)...Scored a season-high 40 points at the L.A. Clippers on 3/1...Tied a career-high with 13 rebounds at Chicago on 4/1 and at the L.A. Lakers on 2/23...Handed out a season-high 10 assists vs. the L.A. Lakers on 2/28... Recorded his second career triple-double vs. the L.A. Lakers on 2/28 (29 points, 10 rebounds and 10 assists)...Led or co-led the team in scoring in 19 games...Led or co-led the team in assists in 19 games...Scored 20-plus points in his first eight games with the Sonics (2/23-3/7)...Set a Milwaukee franchise record with 17 three-pointers attempted at Cleveland on 12/9...Became the 23rd player in NBA history to make 1,000 three-pointers in his career with his two three-point field-goals made vs. Utah on 1/3...In his debut in a Sonics uniform registered 26 points, a career-high-tying 13 rebounds and nine assists in a 106-101 loss at the L.A. Lakers on 2/23, the highest point and rebound totals of a Sonics player in their first game playing for Seattle (Lenny Wilkens had 10 assists in his first game with the Sonics on 10/17/68)... **2001-02:** Averaged 21.8 ppg, 4.5 rpg and 3.9 apg in 69 games with Milwaukee...Named to his third-consecutive All-Star Team...Scored 15 points and had team-highs of five assists and three steals for the Eastern Conference at the 2002 All-Star Game...Played in 400 consecutive games, including a league-best 388 straight starts, before sitting out on 12/22 because of left knee tendinitis...Scored a career-high 47 points vs. Charlotte on 4/14, including 10-of-14 from behind the arc, a new team record for threes in a game...His 47 points were the most scored by a Bucks player since Kareem Abdul-Jabbar scored 50 on 1/19/75...Snatched a career-high 13 rebounds vs. Golden State on 2/22...Twice named NBA Eastern Conference Player of the Week (10/31-11/4 and 1/7-13)...Broke his own franchise record with his 203rd trey of the season in Philadelphia on 4/7...Finished the season with a career-best 43.4 percent shooting from three-point range (229-528)...Finished among league leaders in scoring (12th in the NBA; 21.8 ppg), free-throw percentage (12th in the NBA; .873), three-point field goals made (first in the NBA; 229) and three-point percentage (10th in the NBA; .434)... **2000-01:** Started all 82 games for Milwaukee and registered 22.0 ppg, 5.2 rpg and 4.6 apg...Recorded career-highs in field-goal percentage (.480, 628-1,309), steals (1.5 spg) and rebounds (5.2 rpg)...Named NBA Player of the Week (4/9-15) after averaging 30.0 points, 4.0 rebounds and 5.0 assists per game...All-NBA Third Team...Won Three-Point Contest at All-Star Weekend...Scored 42 at Philadelphia on 2/26, and, in the process, set First Union Center records for most points by an opponent, most points in a half (32), most fourth-period points (21) and most fourth-period field goals (eight)...Recorded his first career triple-double with 20 points, 11 assists and 10 rebounds at Boston on 2/7...Scored in double-figures in every game but one (12/23 vs. Boston)...Set career-highs of 19 free throws made and 20 free throws attempted at Washington (11/25). **PLAYOFFS:** Led Bucks in scoring, averaging 25.1 points in 18 games...Registered a career-best 6.0 assists per game...Shot a team-high 47.9 percent (57-119) on treys and 91.9 percent (79-86) from the line...Scored a then-playoff-career-high 41 points vs. Philadelphia on 6/1... **1999-00:** Started all 82 games, averaging team-highs of 22.1 ppg (14th in the NBA), 1.3 spg and 37.4 mpg...Led the team in three-point field goal percentage (.423, 172-407, 11th in the NBA)... Finished fifth in the NBA in free-throw percentage (.887, 214-245)...Matched a career-high with 13 assists vs. Seattle on 1/20...Scored his 5,000th career point at New Jersey on 3/1. **PLAYOFFS:** In five games, averaged team-highs of 22.0 points (ninth in the NBA) and 1.6 steals (10th in the NBA) in 37.2 minutes...Shot a team-high 90.9 percent (eighth in the NBA) from the free-throw line (20-22)... **1998-99:** Started all 50 games of the season and averaged 17.1 ppg, 4.2 rpg and 3.6 apg...Shot 90.3 percent (176-195) from the free-throw line (fourth in the NBA)... **PLAYOFFS:** Averaged a team-high 22.3 ppg while shooting 53.2 percent (25-47) from the field and 47.4 percent (9-19) from three-point range... **1997-98:** Averaged 19.5 ppg (17th in the NBA), 4.9 rpg and 4.3 apg...Shot 87.5 percent (342-391) from the line (third in the NBA)...Scored 40 points vs. Minnesota on 4/18...Dished out a career-high 13 assists vs. the Los Angeles Lakers on 2/24...Played a career-high 54 minutes at New Jersey on 12/27... **1996-97:** Played in 82 games (81 starts) for Milwaukee as a rookie, averaging 13.4 ppg, 4.0 rpg and 2.6 apg...Scored eight points in the Schick Rookie Game during NBA All-Star Weekend at Cleveland...Also appeared in the Nestlé Crunch Slam Dunk competition on All-Star Saturday – the Bucks' first participant since Paul Pressey in 1986.

COLLEGE CAREER: 1995-96: (Junior season): Consensus All-America First Team selection by the Associated Press, John Wooden-Los Angeles Athletic Club, UPI, *The Sporting News*, U.S. Basketball Writers Association (USBWA) and the National Association of Basketball Coaches (NABC)...Named UPI's College Player of the Year...Became the first UConn player ever to earn All-America recognition in back-to-back seasons...1996 Big East Player of the Year and a unanimous All-Big East First Team pick...Helped lead the Huskies to a school-record 32-3 mark, including a third-straight appearance in the Sweet 16 of the NCAA Tournament...Also in that season, helped UConn win both the Big East regular-season title (17-1 record) and the Big East Tournament...Finished No. 3 on the Huskies' career-scoring list with 1,922 points behind Chris Smith (2,415) and Tony Hanson (1,990)...Set UConn's single-season record by connecting on 115 three-pointers in 1995-96...Led the Huskies in scoring for the second-straight season with 818 points, which ranked second all-time on the school's single-season scoring list (Donyell Marshall, 855, 1993-94)...Tied the Big East single-game record (and set UConn's single-game mark) with nine three-pointers in 14 attempts vs. Rutgers, culminating in a career-high 39 points...**1994-95:** (Sophomore season): Became the second UConn player (along with Donyell Marshall) to earn a spot on the All-Big East First Team, leading his squad and ranking third in the Big East in scoring (21.1 ppg)...Was the top sophomore scorer in UConn history with 675 points in 32 games...Named to the Big East All-Tournament Team...**1993-94:** (Freshman season): Selected unanimously to the Big East All-Rookie Team after averaging 12.6 ppg (despite coming off the bench every game) and 4.6 rpg...Named the Big East Rookie of the Week five times during the season.

HOW ACQUIRED: From Seattle along with the draft rights to Glen Davis in exchange for Wally Szczerbiak, Delonte West and the draft rights to Jeff Green on June 28, 2007.

PERSONAL: Full name is Walter Ray Allen...Has a daughter, Tierra, and sons, Walter Ray Allen III and Walker...Served as NBA Spokesperson for the Jr. NBA/Jr. WNBA program...Named *The Sporting News* "Good Guy" in 2000, 2001 and 2005...Named honorary captain of the 25-member UConn All-Century Basketball Team in 2001...Selected as NBA Spokesman for the Thurgood Marshall Scholarship Fund...Started "Ray of Hope" Foundation to assist charities in several communities...Starred in Spike Lee's film *He Got Game* and appeared in the movie *Harvard Man*...Won a gold medal with his U.S. teammates in the 2000 Summer Olympics...Nine Time All-Star (2000, 2001, 2002, 2004, 2005, 2006, 2007, 2008, 2009)...Recipient of the 2009 Red Auerbach Award, given to the Celtic who best exemplifies what it means to be a Celtic.





POSITION Guard
HEIGHT 6-4
WEIGHT 213
BIRTHDATE 01/11/82
BIRTHPLACE Chicago, IL
HIGH SCHOOL Crane HS (Chicago, IL)
COLLEGE Oklahoma State
YEARS Starting 6th
DRAFTED Boston Celtics,
 First Round, 25th Pick,
 2004 NBA Draft

TONY ALLEN

#42

CAREER STATISTICS

NBA REGULAR SEASON RECORD

YEAR TEAM	G-GS	MIN	FGM-FGA	PCT	FG3-FG3A	PCT	FT-FTA	PCT	OFF-DEF-TOT	AST	PF-DQ	STL	TO	BS	PIS	AVG
04-05 Boston	77-34	1262	184-387	.475	12-31	.387	112-152	.737	85-156-221	64	156-2	76	77	24	492	6.4
05-06 Boston	51-9	978	129-274	.471	11-34	.324	100-134	.746	32-79-111	67	126-0	51	67	18	369	7.2
06-07 Boston	33-18	805	133-259	.514	8-33	.242	105-134	.784	35-89-124	56	87-0	49	75	12	379	11.5
07-08 Boston	75-11	1373	169-388	.436	18-57	.316	138-181	.762	34-134-168	114	168-1	62	109	21	494	6.6
08-09 Boston	46-2	888	137-284	.482	6-27	.222	79-109	.725	22-82-104	66	98-1	54	77	22	359	7.8
TOTALS	282-74	5306	752-1592	.472	55-182	.302	534-710	.752	208-520-728	367	635-4	292	405	97	2093	7.4

NBA PLAYOFF RECORD

YEAR TEAM	G-GS	MIN	FGM-FGA	PCT	FG3-FG3A	PCT	FT-FTA	PCT	OFF-DEF-TOT	AST	PF-DQ	STL	TO	BS	PIS	AVG
04-05 Boston	7-3	90	8-18	.444	0-0	---	3-7	.429	4-8-12	2	17-1	3	5	2	19	2.7
07-08 Boston	15-0	65	9-16	.563	0-1	.000	2-5	.400	1-2-3	3	5-0	2	1	0	20	1.3
08-09 Boston	10-0	60	4-8	.500	0-0	---	1-1	1.000	1-8-9	3	4-0	2	1	0	9	0.9
TOTALS	32-3	215	21-42	.500	0-1	.000	6-13	.461	6-18-24	8	26-1	7	7	2	48	1.5

CAREER HIGHS

CAREER REGULAR SEASON SINGLE-GAME HIGHS

Minutes	48, 12/15/06, Boston vs. Denver
Field Goals	11, 12/15/06, Boston vs. Denver
Field Goal Attempts	17, 12/29/06, Boston at Golden State (Three Times)
Three-Point Field Goals	2, 04/15/09, Washington at Boston (Nine Times)
Three-Point Attempts	4, 12/16/07, Boston vs. Toronto (Twice)
Free Throws	11, 12/27/06, Boston at L.A. Clippers
Free Throws Attempts	13, 12/27/06, Boston at L.A. Clippers (Twice)
Offensive Rebounds	6, 01/08/06, Boston vs. Phoenix
Defensive Rebounds	8, 01/07/07, Boston at Orlando
Rebounds	9, 01/07/07, Boston at Orlando (Twice)
Assists	7, 04/04/06, Boston at Toronto
Steals	7, 01/07/07, Boston at Orlando
Turnovers	6, 01/07/07, Boston at Orlando (Twice)
Blocks	4, 03/20/06, Boston vs. L.A. Lakers
Points	30, 12/15/06, Boston vs. Denver

CAREER POSTSEASON SINGLE-GAME HIGHS

Minutes	23, 04/23/05, Boston vs. Indiana
Field Goals	4, 04/30/05, Boston at Indiana
Field Goal Attempts	9, 04/30/05, Boston at Indiana
Three-Point Field Goals	None
Three-Point Attempts	1, 04/30/08, Boston vs. Atlanta
Free Throws	2, 04/25/05, Boston vs. Indiana
Free Throw Attempts	2, 05/22/08, Boston vs. Detroit (Five Times)
Offensive Rebounds	2, 04/30/05, Boston at Indiana
Defensive Rebounds	4, 04/30/09, Boston at Chicago (Twice)
Rebounds	4, 04/30/09, Boston at Chicago (Three Times)
Assists	2, 04/23/05, Boston vs. Indiana
Steals	2, 05/17/09, Orlando at Boston
Turnovers	2, 04/28/05, Boston at Indiana
Blocked Shots	2, 04/30/05, Boston at Indiana
Points	9, 04/30/05, Boston at Indiana

2008-09 SEASON: Averaged 7.8 points, 2.3 rebounds, 1.4 assists and 1.17 steals in 19.3 minutes per game...Scored in double figures in 19 games and scored 20 or more points once...Led the C's in steals 12 times and in blocks eight times...Scored season-high 23 points against Detroit (11/9)...Missed two games due to a sprained right ankle (12/3-12/5/08)...Missed 11 games due to a right ankle strain (1/6-1/25/09)...Had surgery on his left thumb and missed 22 games (2/11-3/29/09)...Swiped a season-high five steals at Washington (12/11)...Dished out a season-high five assists against New York (12/21).

PROFESSIONAL CAREER: 2007-08: Averaged 6.6 points, 2.2 rebounds and 1.5 assists in 18.3 minutes per game...Scored 20 points and swiped three steals against Memphis (1/4)...Started 10 games and averaged 9.6 points, 2.9 rebounds and 1.45 steals in 29.3 minutes in those games...Also shot 41.3% from the field in his 11 starts...Recorded three or more steals five times...Scored in double-figures 19 times...Scored 20 points and dished out a season-high six assists at Miami (1/30)...Grabbed a season-high seven boards vs. Seattle on 3/12...Made a season-high eight free throws against New Jersey in the last game of the season on 4/16...Led the team in steals 14 times...**PLAYOFFS:** Averaged 1.3 points in 4.3 minutes per game...Appeared in 15 games...Missed two games due to a strained Achilles...Scored six points and swiped one steal in Game 5 of the NBA Finals against the Lakers...Scored four points in Game 7 of the First Round against the Hawks...Scored five points and grabbed two boards in Game 1 of the First Round against the Hawks...Received nine DNP-CD's. **2006-07:** Averaged 11.5 points, 3.8 rebounds, 1.7 assists and 1.48 steals in 24.4 minutes per game...Set or tied 12 career-highs...Missed final 48 games of season due to torn anterior cruciate ligament in left knee...Surgery performed on 1/13/07 ended season...Scored 19 points and swiped five steals vs. IND (1/10)...Scored 21 points, tied a career-high of nine boards and swiped a career-high of seven steals at ORL (1/7)...Scored 20 points and dished out a season-high six assists at MEM (1/5)...Scored 22 points, grabbed five boards and swiped two steals vs. CLE (1/3)...Scored 22 points and grabbed eight boards at POR (1/1)...Rejected a season-high three shots while scoring 18 points and grabbing six boards at DEN (12/26)...Scored a career-high 30 points, grabbed eight boards and swiped three steals in a career-high 48 minutes vs. DEN (12/15)...Scored 18 points, grabbed seven boards and tied a career-high with five steals vs. PHO (12/8). **2005-06:** Averaged 7.2 points, 2.2 boards and 1.0 steal in 19.2 minutes per game...Scored 10+ points 16 times...Played 20+ minutes 24 times...Scored a career-high 23 points, shooting 10-for-12 from the field, vs. Cleveland (04/17)...Swiped a career-high 5 steals at Indiana (04/12)...Scored 16 points at Philadelphia (04/07)...Scored 14 points at New York (03/29)...Scored 18 points, to go with a career-high 4 blocks vs. L.A. Lakers (03/20)...Scored 14 points at Indiana (03/19)...Scored 12 points and grabbed 6 boards vs. Dallas (01/09)...Saw his first action of the season vs. Atlanta (01/06) scoring 9 points and grabbing 7 boards...Was listed as Inactive from 12/21-01/04 due to right knee rehabilitation...Was activated and recorded a DNP-CD vs. Golden State (12/19)...Was listed as Inactive due to right knee rehabilitation for the first 23 games of the season. **2004-05:** Averaged 6.4 points, 2.9 boards and 1.0 steal in 16.4 minutes per game...Scored 10+ points 20 times...Celtics went 21-13 with Allen as a starter...Played 20+ minutes 23 times...Scored 16 points vs. Toronto (03/16)...Scored 17 points vs. Phoenix (01/28)...Scored a career-high 20 points in his first career start at Atlanta (01/22)...Scored 16 points vs. Orlando (01/10)...Scored 18 points at Detroit (01/02)...Scored 12 points at Seattle (12/11)...Scored 14 points at Miami (11/28)...Scored 16 points at Philadelphia (11/24)...Scored first career points vs. Philadelphia (11/3). **PLAYOFFS:** Appeared in all seven playoff games for the Celtics, including three starts, averaging 2.7 points in 12.9 minutes per game...Scored a playoff career-high 9 points in Game 4 vs. Indiana.

COLLEGE CAREER: 2003-04: Appeared in 35 games, starting 34, for Oklahoma State, averaging 16.0 points, 5.5 rebounds and 2.1 steals per game...Named Big 12 Player of the Year by the league's coaches and earned Honorable Mention All-America by the Associated Press as a senior...Became first player in school history to surpass the 1,000 career point mark in only two seasons...Led the team in scoring, with nine games of 20+ points...Scored 23 points and grabbed 7 boards in Sweet Sixteen win over Pittsburgh in the NCAA Tournament. **2002-03:** Averaged 14.4 points and 5.4 boards per game in 38 games...Was a consensus selection as Big 12 Newcomer of the Year...Posted 20+ points six times...Scored a career-high 29 points to go along with 9 boards against Texas A&M. **2001-02:** Appeared in 38 games for Wabash Valley (IL), averaging 14.5 points and 5.3 rebounds per game...Helped lead Wabash to 32-6 overall record and a fourth place finish at the NJCAA championships, where he averaged 22.8 points and 10.5 rebounds per game...Named Second Team All-Region XXIV. **2000-01:** Appeared in 32 games, starting 31, for Butler County (KS) CC, averaging 16.5 points, 6.1 rebounds and 2.8 steals per game...Named Second Team All-Jayhawk West Conference and was Jayhawk West Freshman of the Year.

PERSONAL: Tony is the son of Ella Allen...He has two sisters, Ebony and Dominique, and a brother, Ryan... He enjoys listening to music in his spare time... Majored in Education at Oklahoma State...Was an active supporter of the Celtics Hurricane Katrina Relief Efforts... Participated in Children's Hospital Miles for Miracles Walk in 2005 & 2006...Was a spokesperson for the 2006 Boston Celtics/Massachusetts Eastern Seals Shootout... Supported the Celtics Stay in School initiative... Attended the Celtics Heroes Among Us End-of-Year Reception...Was a volunteer at the Worcester City Hoops Basketball Camp for two weeks...Favorite song is "In Da Club" by 50 Cent... Favorite movie is *The Godfather*... If not a professional basketball player he would be a teacher... Favorite sport to watch is football... Favorite magazine is *Slam Magazine*... Wears a size 13 sneaker.



POSITION Guard

HEIGHT 6-6

WEIGHT 200

BIRTHDATE 01/07/81

BIRTHPLACE Orlando, FL

HIGH SCHOOL Edgewater (Orlando, FL)/ Mt. Zion Christian Academy (Durham, NC)

COLLEGE Auburn

YEARS Starting 7th

DRAFTED Undrafted

MARQUIS DANIELS #7

CAREER STATISTICS

NBA REGULAR SEASON RECORD

YEAR TEAM	G-GS	MIN	FGM-FGA	PCT	FG3-FG3A	PCT	FT-FTA	PCT	OFF-DEF-TOT	AST	PF-DO	STL	TO	BS	PIS	AVG
03-04 Dallas	56-15	1039	203-411	.494	11-36	.306	60-78	.769	86-80-146	116	51-0	53	44	12	477	8.5
04-05 Dallas	60-17	1412	220-504	.437	7-35	.200	98-133	.737	87-129-218	128	124-0	83	86	14	545	9.1
05-06 Dallas	62-29	1766	246-512	.480	4-19	.211	138-183	.754	81-143-224	172	143-2	67	100	13	634	10.2
06-07 Indiana	45-4	800	129-281	.459	6-26	.231	56-80	.700	26-56-82	57	56-0	27	55	7	320	7.1
07-08 Indiana	74-1	1546	241-561	.430	27-102	.265	97-139	.698	66-146-212	137	121-0	79	112	18	606	8.2
08-09 Indiana	54-43	1700	311-689	.451	18-90	.200	93-129	.721	80-168-248	114	120	62	94	26	733	13.6
TOTALS	351-109	8263	1350-2958	.456	73-308	.237	542-742	.730	406-722-1128	724	615-2	371	491	90	3315	9.4

NBA PLAYOFF RECORD

YEAR TEAM	G-GS	MIN	FGM-FGA	PCT	FG3-FG3A	PCT	FT-FTA	PCT	OFF-DEF-TOT	AST	PF-DO	STL	TO	BS	PIS	AVG
03-04 Dallas	5-5	184	32-75	.427	1-7	.143	14-22	.636	10-21-31	15	15-0	10	15	3	79	15.8
04-05 Dallas	11-0	165	26-60	.433	1-6	.167	19-27	.704	15-19-34	14	14-0	6	13	3	72	6.5
05-06 Dallas	20-0	222	25-56	.446	2-5	.400	16-21	.762	10-12-22	26	26-0	5	12	1	68	3.4
TOTALS	36-5	571	83-191	.435	4-18	.222	49-70	.700	35-51-86	55	55-0	21	40	7	219	6.1

CAREER HIGHS

CAREER REGULAR SEASON SINGLE-GAME HIGHS

Minutes	50, 12/07/08, Boston at Indiana
Field Goals	15, 03/26/04, Dallas at Miami
Field Goal Attempts	30, 03/07/05, Toronto at Dallas
Three-Point Field Goals	3, 12/19/07, Philadelphia at Indiana
Three-Point Attempts	6, 11/08/08, New Jersey at Indiana (Twice)
Free Throws	8, 12/02/08, LA Lakers at Indiana (Three Times)
Free Throws Attempts	12, 12/01/08, San Antonio at Dallas
Offensive Rebounds	5, 03/10/09, Utah at Indiana (Seven Times)
Defensive Rebounds	8, 11/22/04, Minnesota at Dallas
Rebounds	11, 05/10/09, Utah at Indiana (Three Times)
Assists	9, 04/19/05, Seattle at Dallas (Twice)
Steals	8, 12/13/04, Dallas at Chicago
Turnovers	6, 11/25/05, Dallas at Miami
Blocks	3, 02/25/09, Memphis at Indiana (Twice)
Points	33, 04/10/04, Dallas at Seattle

CAREER POSTSEASON SINGLE-GAME HIGHS

Minutes	42, 04/24/04, Sacramento at Dallas
Field Goals	10, 04/24/04, Sacramento at Dallas
Field Goal Attempts	20, 04/24/04, Sacramento at Dallas
Three-Point Field Goals	1, 06/18/06, Dallas at Miami (Four Times)
Three-Point Attempts	2, 05/13/05, Phoenix at Dallas (Five Times)
Free Throws	6, 04/20/04, Dallas at Sacramento
Free Throws Attempts	7, 05/02/05, Houston at Dallas
Offensive Rebounds	5, 04/20/04, Dallas at Sacramento
Defensive Rebounds	6, 04/20/04, Dallas at Sacramento
Rebounds	11, 04/20/04, Dallas at Sacramento
Assists	5, 04/18/04, Dallas at Sacramento
Steals	4, 04/18/04, Dallas at Sacramento
Turnovers	6, 04/18/04, Dallas at Sacramento
Blocks	2, 04/18/04, Dallas at Sacramento
Points	22, 04/24/04, Sacramento at Dallas

2008-09 SEASON: Averaged a career-high 13.6 points, a career-high 4.6 rebounds and 1.15 steals in 54 games...Taking the place of the injured Mike Dunleavy, he was the Pacers' starting shooting guard on opening night at Detroit (10/29), and he started 31 of the team's first 34 games...Was the only Pacers' player to start, and score 10+ points, in each of the first 13 games of the season...Beginning with back-to-back 25-point games vs. Orlando (11/21) and at Miami (11/22), he scored 20+ points seven times in a span of 13 appearances from 11/21 to 12/26...That stretch culminated in a season-high 28 points at Memphis (12/26)...That game had followed his three straight games on the sidelines with a viral infection and was the first of six straight appearances...Wrapped around stints on the inactive list for a strained left groin, a sore lower back and a sprained right wrist, he played in 28 more games the rest of the season and missed the last 13 in a row...In those 28 games, he averaged 10.9 points and scored 30+ points three times – including two more outings with 28 points...His 28 points at Portland (3/4) included a steal and a subsequent fast-break layup that tied the score with just 11 seconds left...That steal was one of his season-best three in that game and he had three steals six times...Though he sat out 28 games, he was fourth on the team with 62 steals and collected more than one theft on 18 occasions...From 1/19 to 2/18, he made 11 straight appearances off the bench, averaging 6.5 points and shooting 32-76 FGs (.421) as a reserve...He registered his first double-double as a member of the Pacers, and the second of his career, with 13 points and 10 rebounds vs. Boston (11/1)...Just two games later, he had a career-best 11 rebounds and 17 points at Cleveland (11/7)...In that game against Cleveland he also had a season-high seven assists...Recorded four double-doubles in the team's first 13 games...Though he played in just 54 games, his 248 rebounds were the most in any single season in his career.

PROFESSIONAL CAREER: 2007-08: Averaged 8.2 points and 2.9 rebounds in 20.9 minutes per game...After playing in no more than 62 games in any of his first four NBA seasons, and just 45 games in his first season with the Pacers, he played in 74 of 82 games in 2007-08...After laying in the first four games, he made appearances in two of the next five games, sitting out three times with a sore left knee...He missed just five more games the rest of the season and never sat out two games in a row...One of three Pacers' players with 27 steals, his 80 thefts were the second most of his career and nearly tripled his total from 2006-07 (27)...He had at least one steal in 21 of his last 27 games and he had more than two steals in 11 games...Scored 20+ points three times...More than doubling his total from the previous season, he handed out 137 assists in 2007-08 and that was the fourth time in five NBA seasons that he has had 100+ assists...**2006-07:** Averaged 7.1 points and 1.8 rebounds in his first season with the Pacers...Having played in 39 of his first 43 games of the season he however played in just six games the rest of the season...Sat out the final 25 games of the season with a sore left knee and that troublesome knee kept him out a total of 33 games...Including eight times in his final 11 appearances, he scored in double figures 13 times and scored a season-high of 23 points at Miami (1/18)...Against the Heat, he added a team-leading and a season-high five assists...He logged at least 20 minutes 22 times for the season and in those games, averaged 10.3 points and shot 95-192 (.495)...Also averaged 2.7 rebounds and 0.91 steals in those 22 games...**2005-06:** Averaged 10.2 points, 3.6 rebounds, 2.8 assists and 1.08 steals in 28.5 minutes per game...Missed a total of 16 games with a strained neck (12/16-12/18m 12/22-12/26, 1/6-1/22 and 3/31-4/2), two due to a family emergency (1/25-1/26), one with a strained right hamstring (4/19) and one due to a coaching decision (2/4)...Averaged 17.2 points on 51.7 percent shooting in a nine-game span from 11/29 to 12/14, before missing his first game with the strained neck injury...As a starter, he averaged 13.2 points, 4.6 rebounds, 3.7 assists and 1.3 steals...Led the team in assists 12 times and in steals 18 times...He scored in double figures 33 times and had 20 or more points three times...**PLAYOFFS:** Averaged 8.4 points, 1.1 rebounds and 1.3 assists in 11.1 minutes per game...Played in 20 of team's 23 games in the postseason, all coming off the bench...**2004-05:** Averaged 9.1 points, 3.6 rebounds, 2.1 assists and 1.38 steals in 23.5 minutes per game...Missed a total of 22 games due to injury, all coming before the All-Star break...Missed 15 games with a sore left ankle (12/7, 12/28-1/29)...Missed seven games from 2/4-2/17 while recovering from an appendectomy...Scored in double figures 28 times and had 20 or more points three times...Would have ranked 28th in the NBA in steals per game had he qualified...Registered his first career double-double with 11 points and 10 rebounds vs. Minnesota (11/22)...Recorded a career-high and an NBA season-high eight steals at Chicago (12/13)...**PLAYOFFS:** Averaged 6.5 points, 3.1 rebounds and 1.3 assists in 15.0 minutes per game...**2003-04:** Named to the NBA's All-Rookie Second Team despite seeing limited playing time before the month of March...Over the final 24 games of the season, he averaged 14.0 points, 4.8 rebounds, 3.8 assists and 1.50 steals in 30.7 minutes per game...Averaged 8.5 points, 2.6 rebounds, 2.1 assists and 18.6 minutes per game over the course of the season...Ranked eighth among rookies in scoring and first in field goal percentage...**PLAYOFFS:** Averaged 15.8 points, 6.2 rebounds, 3.0 assists and 2.0 steals in 36.8 minutes per game.

COLLEGE CAREER: Named to the All-SEC Second Team as a senior and Third Team All-SEC as a sophomore by the SEC coaches...Was named SEC Player of the Year by *The Birmingham News* and *Colleg Insider.com* after his senior season...Finished his career ninth on Auburn's all-time scoring list and as the school's all-time career leader in steals...Earned the team's MVP award his sophomore, junior and senior seasons...As a senior, led the SEC and was 23rd in nation in steals (2.3 spg)...Ranked second in the SEC in scoring, was fifth in field goal percentage and 10th in assists...Paced the team in scoring 20 times and in rebounding 12 times...Registered a career-high 38 points vs. Troy...Named SEC Player of the Week after averaging 22.0 points and 6.0 rebounds in wins over Alabama and South Carolina...Averaged 23.3 points and 7.0 rebounds in three NCAA tournament games, scoring 25 points and grabbing eight rebounds in a win over St. Joseph's...Tallied 18 points in the Tigers' victory over Wake Forest and led the team with 27 points and nine rebounds vs. eventual champions Syracuse in the Sweet 16...As a junior, he led the team in scoring, rebounding, assists and steals...Ranked fifth in the SEC in assists and sixth in steals...Recorded a season-high 23 points against Florida in the SEC Tournament...Tallied 14 points and a career-high 13 rebounds at Alabama...Earned SEC Player of the Week honors after registering 19 points, five rebounds, seven assists and five steals at Marshall...As a sophomore, he paced the SEC in steals (2.2 spg), while leading the team in scoring and rebounding...Recorded a season-high 28 points vs. Grambling...After becoming eligible in mid-December, he averaged 4.5 points in 12.7 mpg...He led the team with 16 points in his collegiate debut at Puerto Rico-Mayaguez in the San Juan Shootout.

HOW ACQUIRED: Signed as a free agent on September 2, 2009.

PERSONAL: Graduated from college with a degree in sociology in just 3-1/2 years...Created the Q6 Foundation, which works to fight sickle cell anemia and assist children living with the disease...It also provides affordable housing for families in Orlando and its surrounding area...Q6 Foundation hosted a celebrity weekend Billiards Tournament in the summer of 2005 that raised money for these causes...Sponsors a youth basketball team out of Orlando called the "Team Daniels Showtime Ballers."



POSITION Forward

HEIGHT 6-9

WEIGHT 295

BIRTHDATE 01/01/86

BIRTHPLACE Baton Rouge, LA

HIGH SCHOOL University HS
(Baton Rouge, LA)

COLLEGE Louisiana State

YEARS Starting 3rd

DRAFTED Seattle SuperSonics
Second Round, 35th Pick,
2007 NBA Draft

GLEN DAVIS #11

CAREER STATISTICS

NBA REGULAR SEASON RECORD

YEAR TEAM	G-GS	MIN	FGM-FGA	PCT	FG3-FG3A	PCT	FT-FTA	PCT	OFF-DEF-TOT	AST	PF-DQ	STL	TO	BS	PTS	AVG
07-08 Boston	69-1	940	107-221	.484	0-0	---	99-150	.660	95-113-208	28	160-3	31	65	20	313	4.5
08-09 Boston	76-16	1637	199-450	.442	2-5	.400	130-178	.730	122-179-301	69	230-3	54	71	19	530	7.0
TOTALS	145-17	2577	306-671	.456	2-5	.400	229-328	.698	217-292-509	97	390-6	85	136	39	843	5.8

NBA PLAYOFF RECORD

YEAR TEAM	G-GS	MIN	FGM-FGA	PCT	FG3-FG3A	PCT	FT-FTA	PCT	OFF-DEF-TOT	AST	PF-DQ	STL	TO	BS	PTS	AVG
07-08 Boston	17-0	137	14-34	.412	0-1	.000	11-18	.611	12-13-25	7	27-1	5	10	4	39	2.3
08-09 Boston	14-14	510	86-175	.491	0-0	---	49-69	.710	33-46-79	25	59-3	18	20	8	221	15.8
TOTALS	31-14	647	100-209	.478	0-1	.000	60-87	.690	45-59-104	32	86-4	23	30	12	260	8.4

CAREER HIGHS

CAREER REGULAR SEASON SINGLE-GAME HIGHS

Minutes	43, 03/27/09, Boston at Atlanta
Field Goals	8, 04/15/09, Washington at Boston (Six Times)
Field Goal Attempts	18, 03/27/09, Boston at Atlanta
Three-Point Field Goals	1, 04/15/09, Washington at Boston (Twice)
Three-Point Attempts	2, 04/15/09, Washington at Boston
Free Throws	10, 12/12/07, Sacramento at Boston
Free Throws Attempts	11, 04/14/08, Boston at New York
Offensive Rebounds	6, 05/29/09, Oklahoma City at Boston (Three Times)
Defensive Rebounds	9, 12/08/07, Boston at Chicago
Rebounds	12, 03/27/09, Boston at Atlanta (Twice)
Assists	4, 03/04/09, Boston at New Jersey
Steals	4, 03/23/09, LA Clippers at Boston
Turnovers	7, 04/08/08, Boston at Milwaukee
Blocks	3, 12/21/07, Chicago at Boston
Points	24, 03/21/09, Boston at Memphis

CAREER POSTSEASON SINGLE-GAME HIGHS

Minutes	53, 04/30/09, Boston at Chicago
Field Goals	12, 04/20/09, Chicago at Boston
Field Goal Attempts	21, 04/20/09, Chicago at Boston
Three-Point Field Goals	None
Three-Point Attempts	1, 05/04/08, Atlanta at Boston
Free Throws	7, 04/28/09, Chicago at Boston
Free Throws Attempts	8, 05/10/09, Boston at Orlando (Three Times)
Offensive Rebounds	6, 04/30/09, Boston at Chicago
Defensive Rebounds	8, 04/26/09, Boston at Chicago
Rebounds	11, 04/26/09, Boston at Chicago
Assists	6, 04/23/09, Boston at Chicago
Steals	6, 04/23/09, Boston at Chicago
Turnovers	4, 04/30/09, Boston at Chicago
Blocks	3, 04/23/09, Boston at Chicago
Points	26, 04/20/09, Chicago at Boston

2008-09 SEASON: Averaged 7.0 points and 4.0 rebounds in 21.5 minutes per game...Netted double-figures in scoring 18 times and 20 or more points twice...Started 16 games and averaged 12.6 points, 5.6 boards and 1.7 assists in 33.0 minutes per game...Netted a career-high 24 points at Memphis (3/21)...Swiped a career-high four steals vs. LA Clippers (3/23)...Recorded three double-doubles...Led team in rebounds five times, scoring once, steals eight times and blocks seven times...Pulled down a season-high 11 boards twice (at Philadelphia (2/3) and at Toronto (1/11))...Missed two games due to a concussion and whiplash (12/21-12/23) and four games due to a right ankle sprain (3/11-3/17/09)...**PLAYOFFS:** Started all 14 games averaging 15.8 points, 5.6 rebounds and 1.29 steals in 36.4 minutes per game...Hit the game-winning shot as the clock expired in Game 4 against Orlando (5/10)...Averaged 18.1 points and 6.7 rebounds in the First Round against Chicago.


PROFESSIONAL CAREER: 2007-08: Averaged 4.5 points and 3.0 rebounds in 13.6 minutes per game...Scored a career-high 20 points at Detroit (1/5)...Grabbed career-high 12 boards at Chicago (12/8)...Started first career game on 12/12 vs. Sacramento and scored 16 points and grabbed nine boards...Received a DNP-Coach's Decision for 12 games...Missed 1/9/08 vs. CHA due to a sore right knee...Scored 13 points and grabbed six boards vs. New York (11/29)...Scored nine points and grabbed eight boards vs. San Antonio (2/10)...Scored 13 points and grabbed nine boards at New York (4/14)...**PLAYOFFS:** Averaged 2.3 points and 1.5 rebounds in 8.1 minutes per game during the playoffs...Received nine DNP-CD's...Scored three-points and grabbed four boards in Game 4 against the Pistons in the Eastern Conference Finals...Scored four points and grabbed four boards against the Cavaliers in Game 6 of the Eastern Conference Semifinals...Swiped three steals against the Hawks in Game 2 of the First Round.

COLLEGE CAREER: 2006-07: Averaged 17.7 points and 10.4 rebounds in 29 games for the Tigers...Led the SEC in rebounding and ranked third in scoring...Recorded 15 double-doubles, including 10 games in which he scored 20 or more points...Scored a season-high 27 points and grabbed 10 rebounds at Mississippi State...Registered 24 points and 17 rebounds at Alabama...Pulled down a career-high 18 rebounds and added 19 points vs. Arkansas...Notched 25 points and 15 rebounds vs. Tennessee in the first round of the SEC Tournament...First Team All-SEC...**2005-06:** Earned Second Team All-America honors from *The Sporting News* and Third Team honors from the Associated Press...SEC Player of the Year...Led the SEC in scoring (18.6 ppg) and rebounding (9.7 rpg), only the fifth player in league history and the first since Shaquille O'Neal in 1991 to accomplish the feat...Registered 19 double-doubles, including 11 in conference play...Scored 20 or more points 14 times...Matched career-high 28 points twice, vs. Kentucky and vs. Vanderbilt in the SEC Tournament semifinals...Registered 22 points, 13 rebounds and a season-high six blocks vs. Iona in the first round of the NCAA Tournament...**2004-05:** Averaged 13.5 points (ranked fifth in the SEC), 8.8 rebounds (second) and 1.4 blocked shots (ninth)...Posted 10 double-doubles...Scored 20 or more points four times, registering a career-high 28 points vs. South Carolina and Southern Mississippi...Named SEC Freshman of the Year by the league coaches.

HOW ACQUIRED: Acquired along with Ray Allen in exchange for Wally Szczerbiak, Delonte West and the draft rights to Jeff Green on June 28, 2007.

PERSONAL: Full name is Ronald Glen Davis...Nickname is "Big Baby"...Finished collegiate career as LSU's 10th all-time leading scorer with 1,587 points...Also ranks sixth all-time in rebounding (916), fifth in free throws made (429) and third in blocked shots (110)...Son of Donald Robertson and Tonya Davis...Majored in Business Management.





POSITION Forward

HEIGHT 6-11

WEIGHT 253

BIRTHDATE 05/19/76

BIRTHPLACE Mauldin, SC

HIGH SCHOOL Farragut Academy HS (IL)

YEARS Starting 15th

DRAFTED Minnesota Timberwolves, First Round, 5th Pick, 1995 NBA Draft

KEVIN GARNETT #5

CAREER STATISTICS

NBA REGULAR SEASON RECORD

YEAR TEAM	G-GS	MIN	FGM-FGA	PCT	FG3-FG3A	PCT	FT-FTA	PCT	OFF-DEF-TOT	AST	PF-DQ	STL	TO	BS	PIS	AVG
95-96 Minn.	80-43	2293	361-735	.491	8-28	.286	105-149	.705	175-326-501	145	189-2	86	110	131	835	10.4
96-97 Minn.	77-77	2995	549-1100	.499	6-21	.286	205-272	.754	190-428-618	236	199-2	105	175	163	1309	17.0
97-98 Minn.	82-82	3222	635-1293	.491	3-16	.188	245-332	.738	222-564-786	348	224-1	139	192	150	1518	18.5
98-99 Minn.	47-47	1780	414-900	.460	4-14	.286	145-206	.704	166-323-489	202	152-5	78	135	83	877	20.8
99-00 Minn.	81-81	3243	759-1526	.497	30-81	.370	309-404	.765	223-733-956	401	205-1	120	268	126	1857	22.9
00-01 Minn.	81-81	3202	704-1475	.477	19-66	.288	357-468	.764	219-702-921	401	204-0	111	230	145	1784	22.0
01-02 Minn.	81-81	3175	659-1401	.470	37-116	.319	359-448	.801	243-738-981	422	184-0	96	229	126	1714	21.2
02-03 Minn.	82-82	3321	743-1481	.502	20-71	.282	377-502	.751	244-858-1102	495	199-0	113	229	129	1883	23.0
03-04 Minn.	82-82	3231	804-1611	.499	11-43	.256	368-465	.791	245-894-1139	409	202-1	120	212	178	1987	24.2
04-05 Minn.	82-82	3121	683-1360	.502	6-25	.240	445-549	.811	247-861-1108	466	207-0	121	222	112	1817	22.2
05-06 Minn.	76-76	2957	626-1191	.526	8-30	.267	396-489	.810	214-752-966	308	206-3	104	180	107	1656	21.8
06-07 Minn.	76-76	2995	638-1341	.476	12-56	.214	416-489	.835	183-792-975	313	184-2	89	205	126	1704	22.4
07-08 Boston	71-71	2328	534-990	.539	0-11	.000	269-336	.801	135-520-655	244	163-1	100	137	91	1337	18.8
08-09 Boston	57-57	1772	393-740	.531	2-8	.250	111-132	.841	78-407-485	144	128-2	63	90	68	899	15.8
TOTALS	1055-1018	39635	8502-17144	.496	166-586	.283	4107-5249	.782	2784-8898-11682	4534	2646-20	1445	2615	1733	21277	20.2

NBA PLAYOFF RECORD

YEAR TEAM	G-GS	MIN	FGM-FGA	PCT	FG3-FG3A	PCT	FT-FTA	PCT	OFF-DEF-TOT	AST	PF-DQ	STL	TO	BS	PIS	AVG
96-97 Minn.	3-3	125	24-51	.471	1-1	1.000	3-3	1.000	14-14-28	11	6-0	4	4	3	52	17.3
97-98 Minn.	5-5	194	36-75	.480	0-0	---	7-9	.778	17-31-48	20	17-0	4	22	12	79	15.8
98-99 Minn.	4-4	170	35-79	.443	0-2	.000	17-23	.739	16-32-48	15	10-0	7	13	8	87	21.8
99-00 Minn.	4-4	171	30-78	.385	2-3	.667	13-16	.813	13-30-43	35	12-0	5	11	3	75	10.8
00-01 Minn.	4-4	165	27-58	.466	0-3	.000	30-36	.833	10-38-48	17	13-0	4	6	6	84	21.0
01-02 Minn.	3-3	130	24-56	.429	1-2	.500	23-32	.719	16-40-56	15	11-0	5	12	5	72	24.0
02-03 Minn.	6-6	265	71-138	.514	3-9	.333	17-28	.607	11-83-94	31	23-1	10	18	10	162	27.0
03-04 Minn.	18-18	783	168-372	.452	5-16	.313	97-125	.776	39-224-263	92	57-2	24	75	41	438	24.3
07-08 Boston	26-26	987	217-438	.495	2-8	.250	94-116	.810	72-202-274	87	74-0	35	55	29	530	20.4
TOTALS	73-73	2990	632-1345	.470	14-44	.318	301-388	.776	208-694-902	323	223-3	98	216	117	1579	21.6

2008-09 SEASON: Averaged 15.8 points, 8.5 rebounds, 2.5 assists, 1.11 steals and 1.19 blocks in 31.1 minutes per game...Missed a total of 24 games due to injuries (two due to flu-like symptoms (2/1-2/3/09) and 22 due to a right knee strain (2/22-3/18/09; 3/27-4/15/09))...Scored in double-figures in 52 games and netted 20 or more points 10 times...Led the Cs in scoring in 11 games, rebounds in 27 games, steals in 12 games and in blocks in 26 games...Posted a season-high 26 points twice (vs. San Antonio (2/8) and vs. Indiana (12/3))...Moved to 26th in NBA history in points, 22nd all-time in rebounds, 22nd in blocks and 36th in steals...Became the youngest player in NBA history to play in 1,000 career games on 10/31 vs. Chicago at 32 years and 165 days...Posted 22 double-doubles on the season...Pulled down a season-high 20 rebounds at Indiana (12/7)...**PLAYOFFS:** Did not appear for the Celtics in the 2009 playoffs.

PROFESSIONAL CAREER: 2007-08: Averaged 18.8 points, 9.2 rebounds, 3.4 assists, 1.41 steals and 1.28 blocks in 32.8 minutes per game...Received the most fan votes for the 2008 All-Star game in New Orleans with 2,399,148 votes...Became the first Celtic to ever lead the fan-ballooting and the first Celtics starter in the All-Star game since Larry Bird in 1992...Named NBA's Defensive Player of the Year...Became the first Celtic since Sidney Wicks (10/21/76) to post a 20-point-20 rebound effort in his Celtic debut when he recorded 22 points and 20 rebounds on 11/2/07 against Washington...Was named Eastern Conference Player of the Week three times during the season (November 11, 2007, March 23, 2008 and April 13, 2008), the 16th, 17th and 18th times that he has won the award...Scored 27 points and grabbed 19 rebounds while dishing out six assists against Atlanta (11/9)...Led Celtics in rebounding 45 times, in scoring 26 times, in assists 16 times, in steals 22 times and in blocks 33 times...Notched 29 double-doubles...Scored 20 or more points 36 times...Dished out a season-high eight assists on 1/18 vs. PHI...Missed nine consecutive games from 1/27/08-2/13/08 due to a strained abdomen...Notched his 11,000 career rebound on 2/27/08 vs. Cleveland...Netted his 20,000th career point against the Memphis Grizzlies on 3/8/08 to become the 32nd player in NBA history to achieve that milestone...**PLAYOFFS:** Averaged a team-high 20.4 points and 10.5 rebounds to go along with 3.3 assists, 1.35 steals and 1.12 blocks in 38.0 minutes per game during the playoffs...Recorded double-doubles in all six NBA Finals games...Became just the eighth player to record double-doubles in his first six Finals games joining Bob Pettit, Elgin Baylor, Wilt Chamberlain, Kareem Abdul-Jabbar, Bill Walton, Moses Malone and Shaquille O'Neal...Averaged 18.2 points and 13.0 rebounds during the Finals...Recorded 17 double-doubles in the post-season...Led the C's in scoring in 14 games and in rebounds in 20 games...Scored 26 points and grabbed 14 boards in Game 6 of the NBA Finals against Los Angeles...Scored 33 points in Game 5 of the ECF against Detroit...Scored 26 points and grabbed 16 boards in Game 5 of the Semifinals against Cleveland...Scored 32 points and grabbed 10 boards against Atlanta in Game 3 of the First Round...**2006-07:** Completed his 12th season in the NBA by leading Minnesota in scoring, rebounding, steals, blocks and minutes, and placing second in assists behind Ricky Davis...Played in 76 games, missing the last five with a sore right quadiceps; he's now missed 25 games in his career (the Wolves are 5-20)...Suspended by the NBA for one game on Jan. 21 for his actions Jan. 19 vs. Detroit...Finished among the league's top 40 in eight of the nine major categories, including 14th in scoring (22.4 ppg), 16th in blocked shots (1.66 bpg) and 8th in minutes (39.4 mpg)...Led the NBA in rebounding (12.8 rpg) for the fourth straight season, becoming just the fourth player in league history to accomplish that feat (Wilt Chamberlain twice, Moses Malone, Dennis Rodman)...Dipped to 18.4 ppg (42.5%) in his final 11 appearances, after averaging 26.8 ppg (50.6%) in the previous nine games...Collected 22 points and 20 rebounds Mar. 30 vs. Miami, his 30th career 20/20 outing...Sank the game-winning shot as time expired Mar. 25 vs. Portland, his second buzzer-beater of the year (Jan. 5 vs. Philly), the fourth of his career and the 11th in club history...Snared a season-high 22 rebounds Mar. 23 at Seattle; his 20 defensive rebounds were an NBA season best, and marked his fifth career game with 20+...Put in 30+ points on 10 occasions, bringing his career total to 81; he exploded for a season-high 44 points Jan. 29 vs. Phoenix (three shy of his own club record), the fourth 40+ night of his career...Led Minnesota across the board (pts/reb/ast) nine times, most recently Mar. 10 in Atlanta; he also tied a season-high with five blocks in that game...Played 51:09 Mar. 6 vs. the L.A. Lakers, his high since logging 52 minutes at Vancouver on Apr. 14, 2000...Recorded his third triple-double of the year (19th career) Mar. 4 at Boston (33 points, 13 rebounds, 10 assists); he'd totaled 26/11/10 vs. Boston on Feb. 11, and collected 17/15/10 vs. Golden State on Feb. 7...Hauled in a season-low four rebounds Mar. 2 vs. Utah, snapping his string of 14 consecutive double-doubles; he led the NBA in double-doubles (66) and was the Wolves' leading rebounder in 74 of his 76 appearances...Started for the Western Conference in the 2007 All-Star Game, collecting seven points, six rebounds and four assists; it was his 10th straight All-Star appearance and eighth start...Tied his career best with seven steals Jan. 27 at the L.A. Clippers (Dec. 14, 1997 at Atlanta), the most by a Wolves player since Terrell Brandon swiped eight at New Jersey on Mar. 24, 2000...Named Western Conference Player of the Week for Jan. 1-7, the 15th honor of his career...The Nov. 7 outing at the Lakers halted his franchise-record run of point/rebound double-doubles at 37, the NBA's longest string in 23 years (since Moses Malone ran off 44 from Nov. 27, 1982-Mar. 4, 1983); he's compiled a total of 607 career double-doubles...His double-figure scoring streak stands at 398 games (367 of the last 770), breaking his own franchise record - the 8th-longest string in NBA history...Scored his 19,000th career point Apr. 6 at New York; he'd surpassed the 18,000 barrier Dec. 3 vs. San Antonio...The Feb. 9 game at Memphis was the 900th of his career...Hauled down his 10,000th career rebound Jan. 13 vs. New Jersey, becoming the 32nd player in NBA history to reach that mark...Blocked his 1,500th shot Dec. 29 vs. Seattle, and handed out the 4,000th assist of his career Jan. 24 at Portland...**2005-06:** Finished his 11th season with the Timberwolves, starting 76 contests before sitting out the final six with tendinitis in his right knee...The April 9 DNP vs. Atlanta halted his NBA-leading string of 351 straight starts, dating to Feb. 19, 2002 at Dallas...Averaged 21.8 ppg and a league-leading 12.7 rpg - the third consecutive season he's been the NBA's top rebounder - while hitting a career-best 52.6% from the floor...Piled up a league-leading 62 point/rebound double-doubles, ending the season with a franchise-record streak of 33 in a row; he finished the season by averaging 15.0 rpg in his last 29 appearances...Hauled in a season-high 22 rebounds April 4 at Charlotte, part of his third 20-point/20-rebound night...Tallied 25 points and 21 rebounds March 5 vs. Golden State, and added 24 points and 21 boards Dec. 15 vs. San Antonio...Contributed 22 points, 16 rebounds and seven assists March 31 at Denver, the 12th time he led Minnesota across the board (pts/reb/ast)...His seven blocks vs. the Nuggets are a single-game best since Dec. 20, 2003 vs. Indiana... Pumped in a season-high 37 points March 19 vs. Sacramento;

continued on next page...

CAREER HIGHS

CAREER REGULAR SEASON SINGLE-GAME HIGHS

Minutes.....	52, 04/14/00, Minnesota at Vancouver
Field Goals.....	19, 01/04/05, Minnesota vs. Phoenix
Field Goal Attempts.....	33, 02/20/00, Minnesota vs. New Jersey
Three-Point Field Goals.....	3, 12/05/03, Minnesota at Sacramento (Four Times)
Three-Point Attempts.....	5, 01/11/02, Minnesota vs. L.A. Lakers (Three Times)
Free Throws.....	15, 03/19/06, Minnesota vs. Sacramento (Twice)
Free Throw Attempts.....	18, 11/25/04, Minnesota at Indiana (Twice)
Offensive Rebounds.....	11, 12/03/04, Minnesota at Phoenix
Defensive Rebounds.....	23, 01/12/05, Minnesota vs. Orlando (Twice)
Rebounds.....	25, 01/12/05, Minnesota vs. Orlando (Twice)
Assists.....	12, 04/06/03, Minnesota at Portland (Twice)
Steals.....	7, 01/27/07, Minnesota at L.A. Clippers (Twice)
Turnovers.....	9, 01/08/00, Minnesota at Detroit
Blocks.....	8, 1/04/97, Minnesota at Milwaukee (Twice)
Points.....	47, 01/04/05, Minnesota vs. Phoenix

CAREER POSTSEASON SINGLE-GAME HIGHS

Minutes.....	47, 05/27/04, Minnesota at L.A. Lakers (Twice)
Field Goals.....	15, 04/24/03, Minnesota at L.A. Lakers (Twice)
Field Goal Attempts.....	31, 04/24/03, Minnesota at L.A. Lakers
Three-Point Field Goals.....	1, 05/28/08, Boston vs. Detroit (14 Times)
Three-Point Attempts.....	3, 05/12/04, Minnesota at Sacramento (Twice)
Free Throws.....	13, 04/24/02, Minnesota at Dallas
Free Throw Attempts.....	17, 04/24/02, Minnesota at Dallas
Offensive Rebounds.....	7, 06/15/08, Boston at LA Lakers (Twice)
Defensive Rebounds.....	20, 05/19/04, Sacramento at Minnesota (Twice)
Total Rebounds.....	22, 04/21/04, Denver at Minnesota
Assists.....	11, 04/23/00, Minnesota at Portland
Steals.....	6, 04/28/08, Boston at Atlanta
Turnovers.....	10, 05/02/98, Minnesota at Seattle
Blocks.....	6, 05/08/04, Sacramento at Minnesota
Points.....	35, 04/22/03, L.A. Lakers at Minnesota

Kevin Garnett *continued from previous page.*

his 15 FTMs tied a career best...It marked his 71st career 30-point night (third of 2005-06) and the fifth-highest scoring effort of his career...Made his ninth consecutive NBA All-Star Game appearance Feb. 19 in Houston, collecting nine rebounds and four assists...Set a franchise record with his 12-for-13 shooting effort Feb. 3 at Portland, breaking the previous single-game mark (11-for-12) he shared with Tom Gugliotta and Rasho Nesterovic...Topped the NBA in Efficiency Rating (30.30)...Ranked ninth in FG accuracy, 16th in scoring, 39th in assists (4.1 apg), 21st in blocks (1.41 bpg), 22nd in steals (1.37 spg) and 17th in minutes (38.9 mpg)...Selected Western Conference Player of the Week on Jan. 17, his lone such honor of the year...Pumped in 31 points Jan. 13 vs. Denver, one of 48 games with 20+ points, and scored his 17,000th career point March 10 at Seattle...Snared his 9,000th rebound Jan. 18 at Boston, and scored his 16,000th point Dec. 4 at Sacramento...The Dec. 26 game vs. Phoenix was the 800th of his career...Passed the 30,000-career-minute mark Nov. 25 vs. Milwaukee...**2004-05:** Wrapped up a decade in Minnesota by starting all 82 games...Named All-NBA Second Team and All-NBA Defensive First Team...Tallied 22.2 ppg, a league-best 13.5 rpg and 5.7 apg (tops among NBA frontcourt players), his sixth straight 20/10/5 effort (only player in NBA history to accomplish feat, Larry Bird, five times)...Finished among the league's top 30 in seven of the nine major categories, including 20th in FG accuracy (50.2%)...Paced the Wolves across the board (pts/reb/ast) 30 times; he collected a league-leading 69 double-doubles, and was one of only three players (Marion, B. Wallace) with both 100+ blocks and 100+ steals...Netted 21 points, 15 rebounds and a season-high 11 assists April 13 vs. Golden State, his lone triple-double of the season (15th career regular season)...Named Western Conference Player of the Month for March, the ninth honor of his career...Contributed 10 points in the 2005 NBA All-Star Game on Feb. 20 in Denver, his eighth straight All-Star appearance...Scored his 15,000th career point Feb. 13 vs. Chicago, becoming the 12th player in NBA history to amass at least 15,000 points, 8,000 rebounds and 3,000 assists...Tied his career-high (and club record) with 25 rebounds Jan. 12 vs. Orlando; his 23 defensive boards equal the most by an NBA player (regulation game) since Charles Barkley had 25 on Nov. 2, 1996 for Houston vs. Phoenix...Poured in a career-high and franchise-record 47 points Jan. 4 vs. Phoenix, his third career 40-point performance; Tony Campbell and Wally Szczerbiak held the previous mark (44)...Snagged a career-high 11 offensive rebounds Dec. 3 at Phoenix, tying Felton Spencer's franchise single-game mark (vs. LA. Clippers, Dec. 11, 1990)...**2003-04:** Named the NBA's Most Valuable Player after totaling 1,219 points in MVP balloting, including 120 of a possible 123 first-place votes...Named All-NBA First Team and All-NBA Defensive First Team...Started all 82 games posting career-highs in scoring (24.2 ppg) and rebounds (a league-leading 13.9 rpg)...Also averaged 5.0 apg (ranking second among frontcourt players) to notch his fifth consecutive 20/10/5 campaign...Finished with 1,987 total points and 1,139 rebounds, becoming just the fifth player in NBA history (and the first in 29 years) to lead the league in both categories...Set 11 single-season franchise records, including points, rebounds, point/rebound double-doubles (71), 20-point games (67) and blocked shots (178)...Topped the Wolves in scoring 50 times, on the glass 74 times and in assists on 27 occasions...Led Minnesota across the board (pts/reb/ast) 12 times...Named Western Conference Player of the Month four times (December, January, February, April), the first player in the award's 25-year history to be so honored; he also picked up four Western Conference Player of the Week mentions...Collected 22 points and 24 rebounds Feb. 19 vs. Sacramento, his sixth 20-point/20-rebound night of the season (20th career); four of his top five career single-game rebound efforts have been vs. the Kings...Made his seventh straight All-Star Game appearance Feb. 15 at Staples Center, tallying 12 points, seven rebounds and six assists...Finished with a season-high-tying 35 points Feb. 6 vs. Cleveland, one of a dozen 30-point efforts...Erupted for 33 points and a career-high-tying 25 rebounds Dec. 5 at Sacramento, his sixth career 30-point/20-rebound outing...His 23 defensive rebounds at Sacramento equaled the most by an NBA player since Charles Barkley grabbed 25 on Nov. 2, 1996 for Houston vs. Phoenix...Led the NBA in Efficiency Rating (33.13) and ranked third in scoring, 11th in blocks (2.17 bpg), 11th in minutes (39.4 mpg) and 11th in FG accuracy (49.9%)...Scored his 13,000th point Feb. 1 vs. Philadelphia; he'd tallied point number 12,000 Nov. 7 at Orlando...**PLAYOFFS:** Posted team-highs of 24.3 ppg (.452 FG%), 14.6 rpg, 5.1 apg and 2.28 bpg in 43.5 mpg over 18 games during the 2004 NBA Playoffs...Scored 30+ points four times...Posted point/rebound double-doubles in 17 of 18 playoff games...Grabbed 20+ rebounds in four contests...Tallied 30 points and 20 rebounds April 18 vs. Denver and followed on April 20 with third career playoff triple-double (22 pts/22 rbs/10 asts)...His 22-rebound effort marked a postseason career-high, while 20 defensive boards tied an NBA Playoff record...**2002-03:** Started all 82 games and posted 23.0 ppg, 13.4 rpg, a career-high 6.0 apg and a career-best 40.5 mpg...Posted team single-season record in minutes (3,321)...Named to the NBA All-League First Team, NBA All-Defensive First Team and All-Interview First Team while finishing runner-up for Most Valuable Player and Defensive Player of the Year...Named MVP of the 52nd NBA All-Star Game on Feb. 9, scoring 37 points with nine rebounds and five steals in the West's 155-145 double-OT win in Atlanta...Finished ninth in the NBA in scoring, second in rebounding, and 13th (first among forwards) in assists; first player since Bird in 1989-90 to rank among the league's top 15 in all three categories...Also shot 50.2% (11th in the NBA), helping him compile a league-leading efficiency rating of 32.07...Led the NBA with six triple-doubles; he came up one assist shy of triple-doubles on six other occasions...Named Western Conference Player of the Month for both February and April...Named Western Conference Player of the Week on Nov. 25...**PLAYOFFS:** Averaged 27.0 ppg (.514 FG%, .333 3PT%), 15.7 rpg, 5.2 apg, 1.67 spg, 1.67 bpg and 44.2 mpg in starting all six games against the LA. Lakers in the opening round of the 2003 NBA Western Conference Playoffs...Recorded a postseason career-high 35 points (15-21 FG, 1-2 3PT, 4-6 FT) to go with 20 rebounds, seven assists, two steals and one block in 43 minutes vs. the Lakers on April 22, 2003...**2001-02:** Named to the NBA All-League Second Team, NBA All-Defensive First Team and All-Interview Second Team...Posted 59 point/rebound double-doubles, finishing second in the NBA in that category; also ranked third in rebounding and first among forwards in assists...Led the Wolves in rebounding on 61 occasions (24 of the final 26)...Minnesota's top scorer 46 times, with 50 efforts of 20+ (and a dozen 30+)...Named Western Conference Player of the Month for February...Scored 14 points and grabbed 12 rebounds in the 2002 All-Star Game, held Feb. 10 in Philadelphia...Finished with eight points Feb. 4 at San Antonio, before being ejected with 9:49 left in the third quarter...The eight-point outing halted his double-figure scoring streak at 338, the eighth-longest in NBA history...Earned Western Conference Player of the Week honors for Jan. 7-13, his second award of the season (Nov. 12-18)...Exploded for a season-high 37 points Nov. 3 at Houston...**PLAYOFFS:** Averaged 24.0 ppg (.429 FG%, .719 FT%), 18.7 rpg, 5.0 apg, 1.67 spg, 1.67 bpg and 43.3 mpg in starting all three games against Dallas in the opening round of the 2002 NBA Western Conference Playoffs...**2000-01:** Tallied 22.0 ppg (.477 FG%, .288 3PT%, .764 FT%), 11.4 rpg, 5.0 apg, 1.37 spg, 1.79 bpg and 39.5 mpg in starting all 81 games in which he played...Named to the Western Conference All-

Star Team and earned Second-Team All-NBA and First-Team All-Interview honors...Additionally, named to the All-Defensive First-Team, as well as finishing runner-up to Dikembe Mutombo for Defensive Player of the Year...Topped 20 points on 58 occasions, including seven games of 30+...Drew his first career ejection April 15 vs. Utah...Had 30 double-doubles in his final 39 games, and 54 on the season (third in the NBA)...Also ranked sixth in rebounding and 16th in scoring...Tallied 40 points Feb. 7 vs. Sacramento (17-for-22 FG, 2-for-2 3FG, 4-for-4 FT)...Earned NBA Player of the Week honors for Nov. 13-19...Became the Wolves' all-time leading scorer Nov. 9 vs. Philadelphia...**PLAYOFFS:** Averaged 21.0 ppg (.466 FG%, .833 FT%), 12.0 rpg, 4.3 apg, 1.00 spg, 1.50 bpg and 41.3 mpg in starting all four games against San Antonio in the opening round of the 2001 NBA Western Conference Playoffs...**1999-00:** Became only the ninth player in league history to average at least 20 ppg, 10 rpg and 5 apg in a season (22.9 ppg, 11.8 rpg, and 5.0 apg)...Bagged 57 point/rebound double-doubles on the year, ranking third in the NBA in that category...Notched a triple-double Dec. 14 at Atlanta (22 pts/15 reb/10 ast), adding a career-high seven steals...Became just the fifth player in franchise history to score 40+ with his 40-point effort March 22 at Boston, part of a franchise-record string of four consecutive 30-point outings...Averaged 40.0 mpg (fifth in the NBA), including a career-high 52-minute stint April 14 at Vancouver...Named the NBA's Player of the Week three times (March 20-26, Dec. 20-26, Nov. 8-14), and also earned Player of the Month honors for January...Tallied 24 points with 10 rebounds and five assists in the 49th NBA All-Star Game, played Feb. 13 in Oakland...**PLAYOFFS:** Averaged a team-high 8.8 apg in the opening round of the 2000 playoffs against Portland, notching a pair of triple-doubles in the four-game series...**1998-99:** Appeared in 47 games, missing three games (Apr. 14-16) with the flu...Led Minnesota in rebounding 31 times, and recorded 25 double-doubles (ninth-best in the NBA)...Ranked 11th in the NBA in scoring (20.8), ninth in rebounding (10.4), 13th in blocks (1.77) and 20th in steals (1.66)...Named the NBA's Player of the Week for March 29-April 4...**PLAYOFFS:** Led the Wolves with 21.8 ppg and 12.0 rpg in the 1999 playoffs vs. San Antonio...**1997-98:** Recorded his first career triple-double (Jan. 3 vs. Denver) and earned a starting berth in the NBA All-Star Game... Joined Tom Gugliotta (Feb. 3, 1996 at Dallas) as the only players in Wolves' history to tally 20+ points and 20+ boards in the same game...Led Minnesota in rebounding 50 times, and ranked 10th in the NBA at 9.6 rpg...Scored a season-high 32 points March 29 at Sacramento...Ranked fourth among forwards in steals (1.70 spg), third among forwards in assists (4.2 apg) and 13th in the NBA in blocks (1.83 bpg)...One of four players in the NBA with 100+ steals and 100+ blocks (Chris Webber, Bo Outlaw, Antonio McDyess)...**PLAYOFFS:** Tallied 18 points and grabbed 18 boards in Game 1 at Seattle in 1998...**1996-97:** His second season was highlighted by his first All-Star Game appearance...Started 77 games, missing five contests (Dec. 5-11) with a sprained left foot...Broke his own franchise single-season record for blocked shots (163) and finished ninth in the NBA (first among forwards) in blocks at 2.12 bpg...Registered eight blocks each in back-to-back games (Jan. 3 at Boston, Jan. 4 at Milwaukee), one shy of the club record...**PLAYOFFS:** Scored 21 points and pulled down a team-high nine rebounds in his first-ever playoff game, April 24, 1997 in Houston...**1995-96:** Named to the NBA All-Rookie Second Team...Concluded his rookie season as the youngest player in the NBA at 19 years, 11 months...Appeared in 80 games, missing two due to a cut on his right hand...Ranked 15th in the NBA in blocks (second among forwards), averaging 1.64 bpg...Started the Wolves' final 42 games; averaged 36.6 mpg, 14.0 ppg, 8.4 rpg and 2.26 bpg as a starter, shooting 53.3% from the field...Tallied a season-high 33 points March 27 vs. Boston, the second-highest rookie total in Wolves' history...Played for the Western Conference squad in the 1996 Schick Rookie Game during All-Star Weekend in San Antonio.

HOW ACQUIRED: Acquired from Minnesota in exchange for Ryan Gomes, Gerald Green, Al Jefferson, Theo Ratliff, Sebastian Telfair and two future first round draft choices on July 31, 2007.

PERSONAL: Has graced the cover of *Sports Illustrated* six times: (June 26, 1995) under the title of "Ready or Not"; with the L.A. Clippers' Darius Miles in the magazine's NBA preview issue (Oct. 30, 2000); with teammates Sam Cassell and Latrell Sprewell under the title "Three Wolves" (March 1, 2004); alone under the title of "Can He Do It?" (May 31, 2004); with teammates Ray Allen and Paul Pierce under the title of "A Brand-New Green Machine in Boston" (Oct. 29, 2007); and most recently with Bill Russell under the title of "The Once and Future Celtics: From Russell to KG" (June 30, 2008)...Appeared on the front cover of *Slam Magazine* (April 2004, December 2007) and *Hoop Magazine* (March 2004, May/June 2008)...Featured in the American Dairy Association's "got milk?" campaign...Additionally, serves as a spokesperson for American Express, Best Buy, the Upper Deck Co., JOMO Energy Co. and Adidas...Unveiled 4XL (For Excellence & Leadership Foundation) during 2002 All-Star weekend...Presented the November, 2005 NBA Community Assist Award after contributing \$1.2 million to assist Hurricane Katrina victims build new homes through Oprah Winfrey's Angel Network...Received the April 2008 NBA Community Assist Award for his outstanding work in the community by donating more than 600 tickets to Boston Public School children...On Jan. 12, 2005, donated \$100,000 toward tsunami relief to the American Refugee Committee's Fishing Boat Project...Supported WolvesCare events for ill children...Hosted children from Timberwolves Foundation signature charity, Simpson Housing Services in Minneapolis at a holiday celebration at the Minnesota Zoo...Listed in the April 21, 1997 edition of *Newsweek* as one of the 100 most influential people for the next decade...Ranked 38th in the *Forbes Magazine* Celebrity 100 Power Ranking in 2004...Won NBA's 2006 J. Walter Kennedy Citizenship Award.



POSITION Guard

HEIGHT 6-5

WEIGHT 215

BIRTHDATE 02/13/85

BIRTHPLACE Oklahoma City, OK

HIGH SCHOOL John Marshall HS (Oklahoma City)

COLLEGE New Mexico

YEARS Starting 2nd

DRAFTED First Round, 30th Overall, 2008 NBA Draft, Boston Celtics

J.R. GIDDENS #4

CAREER STATISTICS

NBA REGULAR SEASON RECORD

YEAR TEAM	G-GS	MIN	FGM-FGA	PCT	FG3-FG3A	PCT	FT-FTA	PCT	OFF-DEF-TOT	AST	PF-DQ	STL	TO	BS	PIS	AVG
08-09 Boston	6-0	8	2-3	.667	0-0	---	0-0	---	2-1-3	0	1-0	1	1	0	4	0.7
TOTALS	6-0	8	2-3	.667	0-0	---	0-0	---	2-1-3	0	1-0	1	1	0	4	0.7

NBADL STATISTICS

YEAR TEAM	G-GS	MIN	FGM-FGA	PCT	FG3-FG3A	PCT	FT-FTA	PCT	OFF-DEF-TOT	AST	PF-DQ	STL	TO	BS	PIS	AVG
08-09 Utah	26-23	948	188-325	.578	8-29	.276	62-91	.681	44-119-163	77	56	28	59	35	446	17.2
TOTALS	26-23	948	188-325	.578	8-29	.276	62-91	.681	44-119-163	77	56	28	59	35	446	17.2

CAREER HIGHS

CAREER REGULAR SEASON SINGLE-GAME HIGHS

Minutes.....	5, 02/23/09, Boston at Denver
Field Goals.....	2, 02/23/09, Boston at Denver
Field Goal Attempts.....	3, 02/23/09, Boston at Denver
Three-Point Field Goals.....	None
Three-Point Attempts.....	None
Free Throws.....	None
Free Throws Attempts.....	None
Offensive Rebounds.....	1, 03/06/09, Cleveland at Boston (twice)
Defensive Rebounds.....	1, 02/23/09, Boston at Denver
Rebounds.....	2, 02/23/09, Boston at Denver
Assists.....	None
Steals.....	1, 03/06/09, Cleveland at Boston
Turnovers.....	1, 02/23/09, Boston at Denver
Blocks.....	None
Points.....	4, 02/23/09, Boston at Denver

CAREER POSTSEASON SINGLE-GAME HIGHS

Minutes.....	None
Field Goals.....	None
Field Goal Attempts.....	None
Three-Point Field Goals.....	None
Three-Point Attempts.....	None
Free Throws.....	None
Free Throws Attempts.....	None
Offensive Rebounds.....	None
Defensive Rebounds.....	None
Rebounds.....	None
Assists.....	None
Steals.....	None
Turnovers.....	None
Blocks.....	None
Points.....	None

2009 ORLANDO SUMMER LEAGUE: Started all five games averaging 11.8 points, 4.2 rebounds, 2.4 assists and 1.0 minutes per game...Was named to the 2009 Orlando Summer League Second Team...Played a team-high 153 minutes...Shot 50.0% from the field (26-52).

2008-09 SEASON: Appeared in six games averaging 0.7 points in 1.3 minutes per game...Made his Celtic debut at Denver (2/23)...Netted a season-high four points in a season-high five minutes at Denver (2/23)...Averaged 17.2 points, 6.3 rebounds, 1.08 steals and 1.35 blocks in 36.5 minutes per game for the Utah Flash of the NBA Development League...Appeared in 26 games (23 starts) for the Flash...Recorded five double-doubles and netted 20 or more points 10 times...Failed to score in double-figures in only three games...Finished fourth in the NBADL in field goal percentage (57.8) and eighth in blocks (1.35). ...**PLAYOFFS:** Was on Inactive list for all 14 of the Celtics playoff contests.

COLLEGE CAREER: 2007-08 (Senior): Shared Mountain West Conference Co-Player of the Year honors...Earned First Team All-Conference honors...Ranked fourth in the MWC in scoring (16.3 ppg) and led the league in rebounding (8.8 rpg)...Also ranked in the top 10 in field goal percentage (.516, fourth), assists (3.1 apg, 10th), steals (1.4 spg, eighth) and blocks (1.2, third)...Led the conference in scoring and rebounding in conference games only...Named MWC Player of the Week a record five times...Posted 11 double-doubles...Scored 20 or more points eight times, topping the 30-point mark twice...Exploded for a career-high 36 points and added 11 rebounds and a career-high six steals vs. Wyoming...Registered 30 points vs. BYU...Tallied 20 points, a career-high 19 rebounds and a career-high seven assists at UTEP...Posted 28 points and 17 rebounds vs. Utah in the first round of the MWC Tournament...Notched 26 points, 13 rebounds and six assists at California in the first round of the postseason NIT...**2006-07 (Junior):** Earned Honorable Mention All-MWC honors...Led the team in scoring (15.8 ppg) and ranked second in rebounding (6.5 rpg)...Scored 20 or more points seven times...Posted three double-doubles...Registered season-high 28 points vs. UNLV...Tallied 26 points and nine rebounds vs. Pepperdine in the finals of the Comcast Lobo Invitational on his way to tournament MVP honors...Recorded a 26-point, season-high 13 rebound double-double vs. Utah...Scored 21 points and grabbed 12 rebounds vs. Kansas State...Tallied 19 points, eight rebounds and five assists vs. New Mexico State...**2004-05 (Sophomore):** At Kansas, averaged 10.1 points and 3.8 rebounds...Scored in double figures 18 times...Posted season-high 18 points vs. Kansas State...Sank four threes in scoring 16 points in games vs. Louisiana-Lafayette and Georgia Tech...Pulled down a season-high seven rebounds on three occasions...Tallied 14 points and six rebounds at Baylor...Registered 14 points vs. Kansas State in the first round of the Big 12 Tournament...**2003-04 (Freshman):** Named Honorable Mention All-Big 12...Averaged 11.3 points and 3.6 rebounds...Ranked sixth in the Big 12 in three-point field goal percentage (.407)...Scored in double figures 21 times...Posted a season-high 24 points, hitting 7-for-12 from three point range vs. Iowa State...Registered 18 points vs. Oregon...Tallied 17 points vs. Illinois-Chicago in the first round of the NCAA Tournament...Recorded 18 points vs. UAB in the Sweet Sixteen...Scored 15 points vs. Georgia Tech in the Regional Finals.

PERSONAL: Full name is Justin Ray Giddens...Majored in university studies...Has two sisters...Sat out 2005-06 season at New Mexico under NCAA transfer rules.





POSITION Guard
HEIGHT 6-1
WEIGHT 180
BIRTHDATE 05/14/78
BIRTHPLACE Berkeley, CA
HIGH SCHOOL Hayward HS, (Union City, CA)
COLLEGE Arizona State
YEARS Starting 10th
DRAFTED Miami Heat, Second Round, 37th Pick, 2000 NBA Draft

EDDIE HOUSE #50

CAREER STATISTICS

NBA REGULAR SEASON RECORD

YEAR TEAM	G-GS	MIN	FGM-FGA	PCT	FG3-FG3A	PCT	FT-FTA	PCT	OFF-DEF-TOT	AST	PF-DQ	STL	TO	BS	PTS	AVG
00-01 Miami	50-0	550	104-247	.421	19-55	.345	24-35	.686	5-37-42	52	58-1	13	35	0	251	5.0
01-02 Miami	64-3	1230	209-524	.399	54-157	.344	42-49	.857	17-93-110	123	98-1	43	80	5	514	8.0
02-03 Miami	55-7	1025	172-444	.387	36-120	.300	31-36	.861	17-84-101	87	73-0	44	46	1	411	7.5
03-04 LAC	60-10	1188	161-449	.359	51-136	.375	36-45	.800	28-110-138	148	92-1	65	63	4	409	6.8
04-05 Cha/Mil/Sac	68-7	891	165-366	.451	44-97	.454	23-27	.852	16-67-83	96	65-0	44	35	6	397	5.8
05-06 Phoenix	81-0	1421	320-759	.422	123-316	.389	33-41	.805	15-117-132	148	96-0	42	76	12	796	9.8
06-07 NJ	56-1	946	180-421	.428	75-175	.429	33-36	.917	14-78-92	67	69-0	27	27	3	468	8.4
07-08 Boston	78-2	1480	217-530	.409	117-298	.393	33-36	.917	19-148-167	152	114-1	59	77	10	584	7.5
08-09 Boston	81-0	1479	249-560	.445	151-340	.444	42-53	.792	11-146-157	92	113-0	61	55	7	691	8.5
TOTALS	593-30	10210	1777-4300	.413	670-1694	.395	297-358	.830	142-880-1022	965	778-3	398	494	48	4521	7.6

NBA PLAYOFF RECORD

YEAR TEAM	G-GS	MIN	FGM-FGA	PCT	FG3-FG3A	PCT	FT-FTA	PCT	OFF-DEF-TOT	AST	PF-DQ	STL	TO	BS	PTS	AVG
00-01 Miami	3-0	64	16-40	.400	2-7	.286	4-5	.800	1-4-5	5	7-0	3	5	1	38	12.7
04-05 Sac.	3-0	23	3-8	.375	1-1	1.000	2-2	1.000	1-1-2	4	2-0	0	1	0	9	3.0
05-06 Phoenix	14-0	130	19-52	.365	3-14	.214	3-4	.750	0-9-9	6	10-1	1	5	2	44	3.1
06-07 NJ	4-0	18	2-8	.250	1-6	.167	0-0	---	0-2-2	1	2-0	1	2	0	5	1.3
07-08 Boston	21-0	165	17-56	.304	11-31	.355	7-8	.875	2-20-22	18	13-0	5	4	1	52	2.5
08-09 Boston	14-0	232	40-77	.519	18-37	.486	10-11	.909	2-18-20	13	26-0	11	6	0	108	7.7
TOTALS	59-0	632	97-241	.402	36-96	.375	26-30	.867	6-54-60	47	60-0	21	23	4	256	4.3

CAREER HIGHS

CAREER REGULAR SEASON SINGLE-GAME HIGHS

Minutes	45, 01/13/04, Charlotte vs. Golden State
Field Goals	11, 11/18/05, Phoenix vs. Utah
Field Goal Attempts	20, 02/17/05, Phoenix at Memphis
Three-Point Field Goals	8, 01/28/09, Sacramento at Boston
Three-Point Attempts	11, 01/25/09, Dallas at Boston (Three Times)
Free Throws	6, 04/12/02, Miami vs. Orlando
Free Throw Attempts	6, 04/12/02, Miami vs. Orlando
Offensive Rebounds	3, 03/23/07, New Jersey at Orlando (Four Times)
Defensive Rebounds	8, 02/11/04, L.A. Clippers at Memphis
Rebounds	10, 02/11/04, L.A. Clippers at Memphis
Assists	8, 04/18/01, Miami at Orlando
Steals	6, 11/12/04, Charlotte at Boston (Twice)
Turnovers	4, 04/08/08, Boston at Milwaukee (Six Times)
Blocks	2, 12/12/05, Phoenix vs. NO/Okla. City (Three Times)
Points	31, 11/18/05, Phoenix vs. Utah

CAREER POSTSEASON SINGLE-GAME HIGHS

Minutes	31, 04/27/01, Miami at Chicago
Field Goals	11, 05/06/09, Orlando at Boston
Field Goal Attempts	18, 04/27/01, Miami at Chicago
Three-Point Field Goals	4, 05/06/09, Orlando at Boston (Twice)
Three-Point Attempts	5, 04/23/09, Boston at Chicago (Three Times)
Free Throws	5, 05/06/09, Orlando at Boston
Free Throw Attempts	6, 05/06/09, Orlando at Boston
Offensive Rebounds	2, 04/21/01, Chicago at Boston
Defensive Rebounds	4, 05/06/09, Orlando at Boston (Twice)
Total Rebounds	4, 05/06/09, Orlando at Boston
Assists	5, 06/17/08, Boston vs. LA Lakers
Steals	3, 05/02/09, Chicago at Miami
Turnovers	3, 04/21/01, Chicago at Miami
Blocks	1, 05/18/08, Boston vs. Cleveland (Four Times)
Points	31, 05/06/09, Orlando at Boston


2008-09 SEASON: Averaged 8.5 points, 1.9 rebounds and 1.1 assists in 18.3 minutes per game...Shot 44.4 percent from three-point land which was good for eighth in the NBA...Also broke Danny Ainge's record for three-point field goal percentage in a season (44.3 during 1986-87 season)...Netted a season-high 28 points vs. Sacramento (1/28) shooting 8-of-9 from three-point range...Dished out a season-high four assists vs. Philadelphia (11/28)...Netted double-figures in scoring 31 times including four games with 20 or more points...Led the Celtics in steals in 15 games...Played in his 10,000th career minute against the L.A. Clippers (3/23)...**PLAYOFFS:** Averaged 7.7 points and 1.4 rebounds in 1.6 minutes per game...Appeared in all 14 games...Scored a playoff-career-high 31 points vs. Orlando (5/6)...Averaged 9.7 points per game during the Conference Semifinals against Orlando in seven games.

PROFESSIONAL CAREER: 2007-08: Averaged 7.5 points, 2.1 rebounds and 1.9 assists in 19.0 minutes per game...Scored 19 points on 7-10 shooting including 4-5 from three against Atlanta (11/9)...Led the C's in assists twice...Scored 10 or more points 17 times...Scored a season-high 20 points at Miami (1/29)...Averaged 12.5 points, 4.0 rebounds and 4.5 assists in two starts (1/16 vs. Portland, 1/18 vs. Philadelphia)...Shot 39.9% from three-point distance which was good for 39th in the NBA...Appeared in his 500th career game against the Dallas Mavericks on 3/20/08...Missed three games (4/11-4/14) due to a strained right adductor...Swiped a season-high four steals vs. New Jersey on 4/6...**PLAYOFFS:** Averaged 8.0 points, 2.5 rebounds and 2.5 assists in 18.5 minutes per game during the NBA Finals...Averaged 2.5 points and 1.0 rebounds during the course of the playoffs for the Celtics...Appeared in 21 games...Had a post-season career-high of five assists in Game 6 of the NBA Finals against the Lakers...Netted 11 points in Game 4 of the NBA Finals against the Lakers including the basket that gave the Celtics the lead in the fourth quarter...Also recorded a post-season career-high of four boards in Game 4...Received five DNP-CD's in the playoffs...**2006-07:** Averaged 8.4 points, 1.6 rebounds and 1.2 assists in 56 games, which included one start...Ranked 10th in the NBA in 3P FG% (.429) in 2006-07...Shot .428 (80-of-421) from the field, .917 (53-of-36) from the line and a team-high .429 (75-of-175) from three...Missed the first 15 games of the season due to a torn meniscus in his left knee, and the final 11 games of the campaign because of a partial tear in his left hip muscle...Led the Nets in scoring once, in steals 10 times and in blocks twice...Scored in double digits 10 times and scored 20 or more twice...Scored 12 points and tied his season-high for rebounds and assists with five each vs. Washington on 2/27...Tallied 20 points on 8-of-18 from the field vs. Sacramento on 2/23...Scored 15 points, including a three-pointer that forced overtime at Philadelphia on 2/5 and also added a season-high tying five assists...Scored 17 points, including 15 in the fourth quarter vs. Orlando on 1/22...In his first start as a Net, scored a season-high 22 points on 8-of-17 shooting from the field and 5-of-10 from behind the arc, while adding a season-high tying five rebounds and four assists at Milwaukee on 12/23...Had 12 points in a season-high 32 minutes vs. Phoenix on 12/07...Made his Nets debut after missing the first 15 games of the regular season due to a torn meniscus in his left knee vs. Philadelphia on 12/2...**PLAYOFFS:** Averaged 1.3 points in 4.5 minutes per game...Did not appear in the First Round against the Toronto Raptors and made his 2007 playoff debut in Game Three against the Cavaliers in which he registered one assist in one minute of play...Recorded his best game on the series against the Cavaliers with three-points and one steal in Game Five...**2005-06:** Posted the highest scoring average (9.8) in six-year NBA career, along with 1.6 rpg and 1.8 apg, in 81 games for the Phoenix Suns...Had the second-highest scoring average for any NBA player with no starts during the season, trailing only Denver's Earl Boykins...Per 48 minutes, ranked 16th in the league in points (26.9), 11th in field goals made (10.81), 5th in field goals attempted (25.64), and 2nd in three-pointers made (4.15)...More than doubled his previous high of 54 three-point field goals (2001-02 with Miami) in a single season with 123 in 2005-06...Scored 10-plus points 35 times, 20-plus points five times, including a career-high 31 points, and made a career-high seven three-pointers vs. Utah on Nov. 18...Scored at least 20 points in three consecutive games (Dec. 16-20)...Scored eight or more points in the fourth quarter in 12 games (9-3 record)...Erupted for 16 of his team-high 26 points in the fourth quarter at N.O./Okla. City on Dec. 16, the most points scored by a Suns' player in any quarter in 2005-06...Attempted a career-high 20 field goal attempts and finished with 21 points and a season-high seven rebounds at Memphis on Dec. 17...Dished out season-high five assists twice; at New York on Jan. 2 and at Houston on Nov. 23...DNP (strained right hamstring) vs. Portland on Dec. 6...**PLAYOFFS:** Played in 14 playoff games with the Suns, averaging 3.1 ppg, 0.6 rpg and 0.4 apg in 9.3 mppg...Averaged 4.6 ppg in five games in the Suns' Western Conference Finals loss to Dallas...**2004-05:** Split the season with three clubs (Charlotte, Milwaukee, Sacramento) and averaged 5.8 points, 1.2 rebounds and 1.4 assists, and posted career-highs in field goal percentage (.451) and three-point field goal percentage (.454) in 68 games combined...Averaged 4.7 points, 1.2 rebounds and 1.3 assists in 50 games with the Kings after he was claimed off waivers on Jan. 7...Signed with Milwaukee on Dec. 18 and averaged 3.2 points and 1.0 assists in five games for the Bucks before his release on January 5...Opened the season with Charlotte, averaging 11.1 points, 1.8 assists and 1.85 steals in 13 games for the expansion franchise before being waived on Dec. 4...Scored in double figures 11 times (six with Sacramento, five with Charlotte)...As a member of the Bobcats, recorded season-high 20 points in career-high 45 minutes vs. Golden State on Nov. 13...Scored Kings-high 17 points twice, both against Phoenix on April 16 and 20...In season finale on April 20, also added season-high six rebounds and seven assists...**PLAYOFFS:** Averaged 3.0 ppg, 0.7 rpg and 1.3 apg in the Kings' First Round playoff loss to the SuperSonics...**2003-04:** Played in 60 games with the Los Angeles Clippers, averaging 6.8 ppg, 2.3 rpg and 2.5 apg...Started in 10 contests...Scored 10-plus points 18 times, including two 20-plus point performances...Scored a season-high 22 points in the first game of the season on 10/30 at Seattle (game played in Japan)...**2002-03:** Played in 55 games, making seven starts for the Miami Heat, averaging 7.5 ppg, 1.8 rpg and 1.6 apg...Scored 10-plus points in 19 games, including a season-high 21 points on 3/31 at Milwaukee...**2001-02:** Averaged a career-high 8.0 points, 1.9 assists and 1.7 rebounds in 64 games for the Heat...Scored a season-high 28 points on 4/12 vs. Orlando, including 16 fourth-quarter points off the bench...**2000-01:** During rookie season, ranked 19th among rookies in scoring (5.0)...**PLAYOFFS:** Averaged 12.7 points in the Miami Heat's three-game series vs. Charlotte...Scored a career-playoff-high 16 points in playoff debut on 4/21.

COLLEGE CAREER: Averaged 16.5 points, 4.0 rebounds and 3.3 assists during his four-year career at Arizona State (1996-2000)...Finished as ASU's all-time leading scorer with 2,044 points, placing him 11th on the Pac-10 career scoring list...Joined Gary Payton as the only players in Pac-10 history to record more than 2,000 points and 250 steals during their collegiate careers...Named Pac-10 Player of the Year and Honorable Mention All-America as a senior after averaging 23.0 points and 5.5 rebounds...Scored 61 points in a double-overtime win over California on Jan. 8, 2000, tying Lew Alcindor for the most points scored in a game in Pac-10 history...Was the first player in Pac-10 history to record four 40-point games in a season...Averaged 18.9 points, 4.9 rebounds and 3.1 assists in 30 games as a junior and 11.3 points, 3.0 rebounds and 2.9 assists in 32 games as a sophomore...As a freshman, averaged 12.6 points, 2.8 rebounds and 3.6 assists in 30 games.

HOW ACQUIRED: Signed as a free agent on August 1, 2007.

PERSONAL: Full name is Edward L. House II...The son of Edward and Debbie House...Has two brothers, Diallo and Mychal...Married his wife, Charis, during rookie season with Miami in 2000-01...The couple has three sons, Jaalen and twins Kaden and Kalek...His brother-in-law is Kings' guard Mike Bibby and is the son-in-law of former Southern California head coach and NBA player Henry Bibby...Likes reading books by author David Goines...Likes watching movies and has an extensive collection of DVDs...Has two dogs named Passion and Rizzo.



POSITION Guard
HEIGHT 6-3
WEIGHT 190
BIRTHDATE 08/07/84
BIRTHPLACE Memphis, TN
HIGH SCHOOL Central HS (Memphis, TN)
COLLEGE Tennessee-Martin
YEARS Starting 1st
DRAFTED Second Round, 58th Overall,
 Boston Celtics, 2009 NBA
 Draft

LESTER HUDSON #26

COLLEGE STATISTICS

SW TENNESSEE CC

TEAM	G-GS	MIN	FGM-FGA	PCT	FG3-FG3A	PCT	FT-FTA	PCT	OFF-DEF-TOT	AST	PF-DQ	STL	TO	BS	PTS	AVG
2004-05	28		154-299	.515	39-105	.371	43-64	.672	190	76		57	10	390	13.9	
2005-06	31		206-447	.461	53-165	.321	79-117	.675	178	92		74	5	544	17.5	
TOTALS	59		360-746	.483	92-270	.341	122-181	.674	368	168		131	15	934	15.8	

TENNESSEE-MARTIN

TEAM	G-GS	MIN	FGM-FGA	PCT	FG3-FG3A	PCT	FT-FTA	PCT	OFF-DEF-TOT	AST	PF-DQ	STL	TO	BS	PTS	AVG
2007-08	33-32	1219	291-627	.464	124-320	.388	141-169	.834	72-187-259	148	87-0	94	126	22	847	25.7
2008-09	32-32	1153	313-697	.449	106-299	.355	148-168	.881	70-184-254	135	86-0	75	106	18	880	27.5
TOTALS	65-64	2372	604-1324	.456	230-619	.372	289-337	.858	142-371-513	283	173-0	169	232	40	1727	26.6

2009 ORLANDO SUMMER LEAGUE: Appeared in three games averaging 5.0 points, 2.0 rebounds and 1.0 assist before breaking his left index finger...Would miss the final two games and had surgery on 7/10 to repair the finger.

COLLEGE CAREER: 2008-09 (Senior): Named Ohio Valley Conference Player of the Year...Led the OVC and ranked second in the nation in scoring (27.5 ppg) behind Davidson's Stephen Curry...Led the OVC in three categories (scoring, free throw percentage, steals), and ranked Top-5 in eight of the 13 statistical categories...Was the only NCAA Division I player to score at least 20 points in every game through his first 26 games of the season...Was one of only 13 players in NCAA Division I to average 5+ points, 4+ rebounds, 4+ assists and 2+ steals per game...Started in all 32 games, leading the team in scoring, rebounding, steals, blocks, minutes, field goals made and attempted, three-point field goals made and attempted, three-point field goal percentage, free throws made and attempted and free throw percentage...Led the team in rebounding 21 times...Ranked 18th in the NCAA in three-point field goals made per game (3.2)...Ranked 13th in the nation in free throw percentage (87.9)...Was ranked 22nd Division I player in steals with 2.4 per game...Eclipsed the 30-point plateau 11 times and scored 40-plus points twice...Scored 41 points at Central Arkansas on 14-of-29 shooting on Dec. 31, then went off for a career-high 42 points on 15-of-24 shooting (8-of-13 from three-point range) against Tennessee Tech in the OVC Tournament quarterfinals...**2007-08** (Junior): Named Ohio Valley Conference Player of the Year...Led the OVC and ranked fifth in the nation in scoring (25.7 ppg)...Also led the league in steals (2.9 spg, ranked fourth nationally) and three-point field goals made per game (3.8, 10th), finished fifth in rebounding (7.8 rpg), sixth in assists (4.5 apg), second in free throw percentage (.854), and 13th in three-point field goal percentage (.388)...Scored 30 or more points 12 times...Exploded for a career-high 38 points and added nine rebounds and six assists vs. Tennessee State...Tallied 26 points, 12 rebounds and 10 assists vs. SE Missouri State...Registered 35 points and 10 rebounds at Memphis in the season opener...Recorded 36 points, nine rebounds and six assists at Vanderbilt...Posted a double-double of 27 points and 11 rebounds at Mississippi State...Scored 26 points and grabbed 11 rebounds at UNLV...Sank eight three-pointers on his way to 36 points at Morehead State...Notched 31 points and eight rebounds at Austin Peay in the semifinals of the OVC Tournament...**2006-07:** Sat out the 2006-07 season at Tennessee-Martin to establish academic eligibility...**2005-06** (Sophomore): At SW Tennessee, averaged 17.5 points, 5.7 rebounds, 3.0 assists and 2.4 steals...Helped lead team to a 24-5 record, a Region VII title, and an appearance in the NJCAA National Tournament...Earned First Team All-TJCAA honors and was runner-up for conference Player of the Year...Named Most Valuable Player of the Region VII Tournament after scoring 22 points vs. Columbia State in the championship game...Ranks ninth all-time in school history in steals (131) and three-point field goals made (92)...**2004-05:** Averaged 13.9 points, 6.8 rebounds, 2.7 assists and 2.0 steals...Ranked second on the team in scoring, rebounding, and assists and led the team in steals and field goal percentage...Posted season-high 27 points vs. Volunteer State in the Region VII title game...Helped team to a 22-6 overall record...Earned All-TJCAA Western Division honors and was named to the All-Region VII Tournament Team.

PERSONAL: Majoring in university studies...Set an OVC single-season scoring record with 880 points in 2008-09...Finished with 1,727 points in two seasons, only two points shy of the four-year school record.





POSITION Center

HEIGHT 6-10

WEIGHT 278

BIRTHDATE 11/10/84

BIRTHPLACE Nederland, TX

HIGH SCHOOL Clifton J. Ozen HS (Beaumont, TX)

YEARS Starting 7th

DRAFTED Memphis Grizzlies, First Round , 27th Pick, 2003 NBA Draft

KENDRICK PERKINS #43

CAREER STATISTICS

NBA REGULAR SEASON RECORD

YEAR TEAM	G-GS	MIN	FGM-FGA	PCT	FG3-FG3A	PCT	FT-FTA	PCT	OFF-DEF-TOT	AST	PF-DO	STL	TO	BS	PTS	AVG
03-04 Boston	10-0	35	8-15	.533	0-0	---	6-9	.667	5-9-14	3	6-0	0	5	2	22	2.2
04-05 Boston	60-3	548	56-119	.471	0-0	---	37-58	.638	53-123-176	21	98-1	9	43	37	149	2.5
05-06 Boston	68-40	1332	137-266	.515	0-2	.000	80-130	.615	140-264-404	69	199-3	21	107	105	354	5.2
06-07 Boston	72-53	1576	132-269	.491	0-3	.000	60-100	.600	115-259-372	94	214-0	23	113	96	324	4.5
07-08 Boston	78-78	1912	214-349	.613	0-1	.000	114-183	.623	145-329-474	84	242-3	31	125	114	542	6.9
08-09 Boston	76-76	2253	276-478	.577	0-2	.000	96-160	.600	204-415-619	96	253-4	22	165	150	648	8.5
TOTALS	364-250	7656	823-1496	.550	0-8	.000	393-640	.614	660-1399-2059	367	1012-10	106	558	504	2039	5.6

NBA PLAYOFF RECORD

YEAR TEAM	G-GS	MIN	FGM-FGA	PCT	FG3-FG3A	PCT	FT-FTA	PCT	OFF-DEF-TOT	AST	PF-DO	STL	TO	BS	PTS	AVG
04-05 Boston	6-0	28	4-5	.800	0-0	---	1-3	.333	3-3-6	0	7-0	0	3	3	9	1.5
07-08 Boston	25-25	631	62-106	.585	0-1	.000	40-59	.678	52-101-153	13	91-1	15	31	32	164	6.6
08-09 Boston	14-14	512	73-127	.575	0-1	.000	20-30	.667	51-111-162	20	51-2	6	33	37	166	11.9
TOTALS	45-39	1171	139-238	.582	0-2	.000	61-92	.663	106-215-321	33	149-3	21	67	72	339	7.5

CAREER HIGHS

CAREER REGULAR SEASON SINGLE-GAME HIGHS

Minutes	48, 04/01/09, Charlotte at Boston
Field Goals	12, 12/19/08, Chicago at Boston
Field Goal Attempts	16, 03/15/09, Boston at Milwaukee
Three-Point Field Goals	None
Three-Point Attempts	1, 12/30/08, Boston at Portland (Eight Times)
Free Throws	8, 03/05/09, Boston at Milwaukee (Twice)
Free Throws Attempts	12, 12/05/08, Portland at Boston
Offensive Rebounds	9, 03/05/09, Boston at Milwaukee
Defensive Rebounds	14, 03/05/08, Detroit at Boston
Rebounds	20, 03/05/08, Detroit at Boston
Assists	6, 03/02/08, Atlanta at Boston
Steals	3, 04/15/07, Boston at Orlando (Twice)
Turnovers	7, 04/01/09, Charlotte at Boston
Blocks	7, 07/05/09, Atlanta at Boston (Twice)
Points	26, 03/15/09, Boston at Milwaukee

CAREER POSTSEASON SINGLE-GAME HIGHS

Minutes	48, 04/28/09, Chicago at Boston
Field Goals	8, 05/28/08, Detroit at Boston
Field Goal Attempts	13, 04/25/09, Chicago at Boston
Three-Point Field Goals	None
Three-Point Attempts	1, 05/08/09, Boston at Orlando (Twice)
Free Throws	6, 04/26/08, Boston at Atlanta
Free Throws Attempts	6, 06/10/08, Boston at Cleveland (Twice)
Offensive Rebounds	7, 04/28/09, Chicago at Boston
Defensive Rebounds	16, 04/28/09, Chicago at Boston
Rebounds	19, 04/28/09, Chicago at Boston
Assists	3, 05/06/09, Orlando at Boston (Four Times)
Steals	3, 06/10/08, Boston at LA Lakers (Twice)
Turnovers	6, 04/26/09, Boston at Chicago
Blocks	7, 04/28/09, Chicago at Boston
Points	18, 05/28/08, Detroit at Boston

2008-09 SEASON: Averaged 8.5 points, 8.1 rebounds and 1.97 blocks in 29.7 minutes per game...Posted career highs in PPG, RPG, BPG, MPG...Led Celtics in rebounds in 36 games and in blocks in 54 games...Posted a career-high 26 points at Milwaukee (3/15)...Rejected a career-high seven shots vs. Milwaukee (11/7)...Also rejected seven shots vs. Atlanta (4/3)...Finished sixth in the NBA in blocks per game and in total blocks...Pulled down a season-high 14 boards vs. Utah (12/15)...Posted a career-high 150 blocks on the season...**PLAYOFFS:** Averaged 11.9 points, 11.6 rebounds and 2.64 blocks in 36.6 minutes per game...Only Celtic to average a double-double during the playoffs...Recorded six double-doubles...Netted 10-plus points ten times and 10-plus rebounds nine times...Led Celtics in rebounds eight times and in blocks 11 times.

PROFESSIONAL CAREER: 2007-08: Averaged career-high 6.9 points, 6.1 rebounds and 1.44 blocks in 24.5 minutes per game...Led team in rebounding 18 times and scoring three times...Ranked 19th in the NBA in blocks...Scored 21 points against the L.A. Lakers on 11/23...Scored a career-high 24 points on 9-of-12 shooting against the N.Y. Knicks on 1/21...Scored in double-figures 15 times...Recorded five double-doubles...Averaged 9.7 points and 10.2 rebounds to go along with 2.54 blocks during the month of March...Finished with a team-high field goal percentage of 61.3% (214-349) but failed to qualify for the league leaders in the category...**PLAYOFFS:** Averaged 6.6 points, 6.1 rebounds and 1.28 blocks in 25.2 minutes per game during the playoffs...Missed one game due to a left shoulder strain (6/15)...Recorded three double-doubles...Grabbed 16 boards to go along with 18 points and two blocks in Game 5 of the ECF...Grabbed 10-plus rebounds four times...Netted 10 or more points seven times...**2006-07:** Averaged 4.5 points, 5.0 boards and 1.36 blocks in 21.4 minutes per game...Rejected four shots and tied a career-high of three steals at ORL (4/15)...Scored 11 points, grabbed 12 boards and rejected four shots in a career-high 46 minutes vs. ORL (3/28)...Scored 13 points and grabbed 11 boards for his fourth double-double vs. CHA (3/21)...Scored 12 points and grabbed 12 boards for his third double-double vs. ATL (3/14)...Scored eight points and grabbed 10 boards at CHI (3/13)...Collected his second double-double scoring a season-high 15 points and grabbing a season-high 12 boards vs. ATL (1/24)...Swiped a career-high three steals at MEM (1/5)...Rejected a season-high five shots vs. NJ (11/29)...Scored 12 points, grabbed eight boards and swatted four shots vs. IND (11/15)...Had his first double-double of the season scoring 12 points and grabbing 11 boards at CLE (11/11)...Scored 10 points, grabbed four boards and rejected four shots vs. Utah (11/10). **2005-06:** Averaged 5.2 points, 5.9 boards and 1.5 blocks in 19.6 minutes per game...Recorded career-highs in every major statistical category...Recorded 10+ points 11 times and 10+ boards 12 times...Recorded 4 double-doubles...Led the team in rebounding 18 times...Matched career-highs with 17 points and 6 blocks vs. New York (04/09)...Grabbed 14 boards and blocked 5 shots vs. Chicago (03/26)...Blocked a career-high 6 shots at Orlando (02/04)...Recorded 4th double-double with 11 points and 11 boards vs. the L.A. Clippers (02/03)...Recorded 3rd double-double with 13 points and 11 boards to go with 5 blocks vs. Sacramento (01/27)...Scored a career-high 17 points and grabbed 6 boards vs. Minnesota (01/18)...Scored 10 points and grabbed 8 boards at Detroit (01/16)...Recorded a double-double with 10 points and 11 boards at Philadelphia (01/13)...Scored 5 points and grabbed 11 boards at Washington (01/07)...Grabbed 10 boards at San Antonio (12/09)...Scored 12 points and grabbed a career-high 19 boards vs. Philadelphia (11/30)...Scored 7 points and grabbed 6 boards in first start of the season vs. Charlotte (11/25)...Grabbed 10 boards at Charlotte (11/05). **2004-05:** Averaged 2.5 points and 2.9 boards in 9.1 minutes per game...Grabbed 10+ boards once...Played 10+ minutes 25 times...Matched a career-high with 8 points and grabbed 4 boards vs. New Jersey (04/20)...Scored 7 points and grabbed 7 boards vs. New York (02/11)...Scored a career-high 8 points and grabbed 5 boards at Minnesota (02/06)...Scored 6 points at Atlanta (01/22)...Scored 5 points, grabbed 5 boards and dished out 3 assists vs. Orlando (01/10)...Blocked a career-high 5 shots at Chicago (01/08)...Scored 4 points and grabbed a career-high 13 boards in a career-high 25 minutes vs. New York (12/22)...Scored 2 points and grabbed 3 boards in first appearance of the season at New York (11/06). **PLAYOFFS:** Appeared in six games for the Celtics, averaging 1.5 points and 1.0 rebound in 4.7 minutes per game. **2003-04:** Averaged 2.2 points and 1.4 rebounds in 3.5 minutes per game in 10 appearances...Activated from the Injured List (02/26)...Placed on the Injured List (02/19 – back spasms)...Activated from the Injured List (01/23)...Scored 5 points vs. Minnesota (12/15)...Activated from the Injured List (12/13)...Placed on the Injured List (11/28 – right knee tendonitis)...Activated from the Injured List (11/14)...Placed on the Injured List (10/27 – with Bilateral Infrapatellar Tendonitis).

HOW ACQUIRED: Draft rights acquired from Memphis, along with the draft rights to Marcus Banks, in exchange for the draft rights to Troy Bell and Dahntay Jones on June 26, 2003.

HIGH SCHOOL CAREER: Named to *Parade* All-America High School Boys Basketball First Team... Named *USA Today* High School Boys Basketball All-USA Second Team... Named a 2003 McDonald's High School All-America (scored 6 points, grabbed 5 rebounds and blocked 2 shots in the 2003 McDonald's High School All-America Game)... Led Ozen High School to a 96-3 record over his final three high school seasons... Ozen captured four consecutive District Championships and won the state 4A title his sophomore season... Was named All-State for three consecutive seasons beginning with his sophomore season... Averaged 27.5 points, 16.4 rebounds and 7.8 blocks per game his senior season as he led Ozen to a 33-1 record.

PERSONAL: Full name is Kendrick LeDale Perkins...Nickname is "Perk"...Favorite movie is *Next Friday*...Favorite television show is *Fresh Prince of Bel Air*...Favorite actor is Will Smith...Enjoys listening to 50 Cent...Wears a size 17 sneaker...Favorite sport besides basketball is football...Most influential person in his basketball career was his high school coach, Andre Bouette, a former collegiate player at North Texas from 1983-1986...Favorite athlete growing up was Michael Jordan...Participated in Celtics Stay in School and Read to Achieve initiatives including a creative play...Supported the National Braille Press' Hands On! Books for Blind Children Event...Supported the Massachusetts Society for Prevention of Cruelty to Children (MSPCC) at their Annual Gala.



POSITION Guard/Forward
HEIGHT 6-7
WEIGHT 235
BIRTHDATE 10/13/77
BIRTHPLACE Oakland, CA
HIGH SCHOOL Inglewood HS (Inglewood, CA)
COLLEGE Kansas
YEARS Starting 12th
DRAFTED Boston Celtics, First Round, 10th Pick, 1998 NBA Draft

PAUL PIERCE #34

CAREER STATISTICS

NBA REGULAR SEASON RECORD

YEAR TEAM	G-GS	MIN	FGM-FGA	PCT	FG3-FGSA	PCT	FT-FTA	PCT	OFF-DEF-TOT	AST	PF-DO	STL	TO	BS	PIS	AVG
98-99 Boston	48-47	1632	284-647	.439	84-204	.412	139-195	.713	117-192-309	115	139-1	82	113	50	791	16.5
99-00 Boston	73-72	2583	486-1099	.442	96-280	.343	359-450	.798	83-313-396	221	237-5	152	178	62	1427	19.5
00-01 Boston	82-82	3120	687-1513	.454	147-384	.383	550-738	.745	94-428-522	253	251-3	138	262	69	2071	25.3
01-02 Boston	82-82	3302	707-1598	.442	210-520	.404	520-643	.809	81-485-566	261	237-1	154	241	86	2144	26.1
02-03 Boston	79-79	3096	663-1592	.416	118-391	.302	604-753	.802	106-472-578	349	227-2	139	288	62	2048	25.9
03-04 Boston	80-80	3099	602-1497	.402	115-384	.299	517-631	.819	69-453-522	410	234-3	131	303	52	1836	23.0
04-05 Boston	82-82	2960	556-1223	.455	108-292	.370	549-668	.822	78-461-539	348	255-1	133	230	39	1769	21.6
05-06 Boston	79-79	3084	689-1462	.471	111-314	.354	627-812	.772	77-453-530	375	223-3	107	273	34	2116	26.8
06-07 Boston	47-46	1740	373-850	.439	107-275	.389	320-402	.796	39-238-277	194	122-0	48	152	13	1173	25.0
07-08 Boston	80-80	2874	509-1098	.464	143-365	.392	409-485	.843	53-358-411	363	199-0	102	221	35	1570	19.8
08-09 Boston	81-81	3035	540-1181	.457	119-304	.391	459-553	.830	56-401-457	294	215-0	80	228	27	1658	20.5
TOTALS	813-810	30525	6096-13760	.443	1358-3713	.366	5053-6330	.798	853-4254-5107	3183	2339-19	1266	2489	529	18603	22.9

NBA PLAYOFF RECORD

YEAR TEAM	G-GS	MIN	FGM-FGA	PCT	FG3-FGSA	PCT	FT-FTA	PCT	OFF-DEF-TOT	AST	PF-DO	STL	TO	BS	PIS	AVG
01-02 Boston	16-16	672	122-303	.403	30-104	.288	120-157	.764	27-110-137	66	52-0	27	61	20	394	24.6
02-03 Boston	10-10	445	77-193	.399	16-45	.356	101-117	.863	11-79-90	67	38-0	21	44	8	271	27.1
03-04 Boston	4-4	162	26-76	.342	5-17	.294	26-31	.839	6-29-35	10	12-0	5	25	4	83	20.8
04-05 Boston	7-7	277	47-93	.505	7-27	.259	59-68	.868	7-47-54	32	18-0	13	19	10	160	22.9
07-08 Boston	26-26	990	163-370	.441	43-119	.361	142-177	.802	21-108-129	119	90-1	28	82	8	511	19.7
08-09 Boston	14-14	556	95-221	.430	19-57	.333	85-101	.842	4-77-81	293	44-1	15	33	5	294	21.0
TOTALS	77-77	3102	530-1256	.422	120-369	.325	533-651	.819	76-450-526	337	254-2	109	264	55	1713	22.2

CAREER HIGHS

CAREER REGULAR SEASON SINGLE-GAME HIGHS

Minutes	54, 02/15/06, Boston vs. Cleveland
Field Goals	17, 02/15/06, Boston vs. Cleveland
Field Goal Attempts	36, 02/15/06, Boston vs. Cleveland
Three-Point Field Goals	8, 11/09/01, Boston vs. Seattle
Three-Point Attempts	14, 12/08/06, Boston vs. Phoenix (Twice)
Free Throws	20, 11/02/02, Boston at New York
Free Throw Attempts	24, 04/04/06, Boston at Toronto (Twice)
Offensive Rebounds	9, 04/09/99, Boston vs. Philadelphia
Defensive Rebounds	18, 11/01/06, Boston vs. NO/Okla. City
Rebounds	19, 11/01/06, Boston vs. NO/Okla. City
Assists	13, 04/04/04, Boston at Washington (Twice)
Steals	9, 12/03/99, Boston vs. Miami
Turnovers	12, 11/08/06, Boston vs. Charlotte
Blocks	5, 12/19/01, Boston vs. Cleveland
Points	50, 02/15/06, Boston vs. Cleveland

CAREER POSTSEASON SINGLE-GAME HIGHS

Minutes	54, 05/12/2003, Boston vs. New Jersey
Field Goals	16, 05/03/2002, Boston vs. Philadelphia
Field Goal Attempts	25, 05/03/2002, Boston vs. Philadelphia (Twice)
Three-Point Field Goals	8, 05/03/2002, Boston vs. Philadelphia
Three-Point Attempts	10, 05/03/2002, Boston vs. Philadelphia (Twice)
Free Throws	21, 04/19/2003, Boston at Indiana
Free Throw Attempts	21, 04/19/2003, Boston at Indiana
Offensive Rebounds	4, 05/05/2002, Boston at Detroit
Defensive Rebounds	15, 05/03/2002, Boston vs. Detroit
Rebounds	17, 05/12/2002, Boston vs. Detroit
Assists	11, 05/07/2003, Boston at New Jersey
Steals	5, 04/23/2005, Boston vs. Indiana (Twice)
Turnovers	8, 04/17/2004, Boston at Indiana (Twice)
Blocked Shots	5, 04/30/2005, Boston at Indiana
Points	46, 05/03/2002, Boston vs. Philadelphia

2008-09 SEASON: Averaged 20.5 points, 5.6 rebounds and 3.6 assists in 37.5 minutes per game...Moved to third all-time in franchise history in scoring passing Kevin McHale and Robert Parish...Also moved into the top 10 list in franchise history in rebounds...Netted 20 or more points 43 times including 30 or more points 12 times...Led the Celtics in scoring in 36 games, rebounds in 10 games, assists in 11 games, steals in 13 games and blocks in 11 games...Netted a season-high 39 points vs. Toronto (1/12)...Pulled down a season-high 12 boards at San Antonio (3/20)...Passed Mark Aguirre for 50th all-time in NBA history in scoring against Oklahoma City (3/29)...Played in his 800th career game at Chicago (3/17)...Dished out his 3,000th career assist against Philadelphia (12/23)...Played in his 29,000th career minute against New Jersey (1/14)...Played in his 30,000th career minute at Milwaukee (3/15)...**PLAYOFFS:** Averaged a team-high 21.0 points per game...Also pulled down 5.8 rebounds, had 3.1 assists and 1.07 steals in 39.7 minutes per game...Led Celtics in scoring in four games...Scored 20-plus points nine times.

PROFESSIONAL CAREER: 2007-08: Averaged 19.6 points, 5.1 rebounds, 4.5 assists and 1.28 steals in 35.9 minutes per game...Led the Celtics in scoring 32 times, in rebounds 10 times and in assists 25 times...Passed Sam Jones to become Celtics' sixth highest all-time scorer...Passed Dave Cowens for 10th all-time in games played...Passed Bill Russell and Bob Cousy for second all-time in C's history in free throws attempted...Passed Nate Archibald and Dave Cowens for eighth all-time in Celtics history in assists...Passed Jojo White for eighth in franchise history in minutes played...Passed Tommy Heinsohn, Dave Cowens and Jojo White for eighth all-time in franchise history in field goals attempted...Scored 31 points and grabbed 11 boards at Indiana (11/13)...Swiped five steals to go along with netting 26 points against Denver (11/7)...Won Eastern Conference Player of the Week twice during the month of December...Scored 20 or more points 28 times and 30+ points seven times...Recorded six double-doubles...Named to Eastern Conference All-Star team as a reserve, the sixth time in his career that he has been an All-Star...Scored 10 points and grabbed four boards in 13 minutes played during the All-Star Game...**PLAYOFFS:** Named 2008 NBA Finals MVP after averaging 21.8 points and 6.3 assists in 38.8 minutes per game...Scored 38 points in Game 5 of the Finals on 10-of-22 shooting and was 16-of-19 from the charity stripe...Also dished out eight assists...Scored 28 points and handed out eight assists in Game 2 of the Finals against Los Angeles...Scored 27 points in Game 6 of the ECF against Detroit...Scored 41 points on 13-of-23 shooting in Game 7 of the Semifinals against Cleveland...Scored 20-plus points 12 times and led the C's in scoring 11 times...Averaged 19.7 points, 5.0 rebounds, 4.6 assists and 1.08 steals in 38.1 minutes per game in the post-season...**2006-07:** Averaging 25.0 points, 5.9 boards and 4.1 assists in 37.0 minutes per game...Passed Bill Russell to become Celtics' seventh highest all-time scorer...Passed Danny Ainge for 10th most assists in franchise history...Passed Tommy Heinsohn for 10th most field goals made in Celtics' history...Passed Antoine Walker for 10th most minutes in Celtics history...Missed a career-high 35 games due to various injuries...Scored 32 points and grabbed seven boards vs. ORL (3/28)...Scored 30 points vs. DAL (3/23)...Scored 30 points and grabbed five boards at SA (3/17)...Scored 29 points and dished out eight assists at DAL (3/16)...Scored 32 points and dished out four assists vs. MIL (2/14)...Scored 27 points, grabbed nine boards and dished out five assists vs. MIN (3/4)...Scored 29 points at MIN (2/11)...Scored 27 points, grabbed eight boards and dished out five assists vs. GS (12/20)...Notched his fifth double-double of the season scoring 35 points and grabbing 11 boards at CHA (12/16)...Scored 30 points, grabbed eight boards and dished out nine assists vs. DEN (12/15)...Scored 31 points and grabbed seven boards at NY (12/11)...Hit game-winning shot at NJ (12/9)...Scored 36 points vs. PHO (12/8)...Scored 25 points and dished out four assists vs. MEM (12/6)...Collected 31 points, dished out five assists and swiped three steals vs. NJ (1/29)...Scored 34 points, grabbed seven boards and dished out seven assists at MIL (1/25)...Scored 28 points and grabbed 14 boards at CHA (1/22)...Scored a season-high 39 points and grabbed nine boards at NY (1/18)...Scored 30 points, grabbed nine boards and handed out four assists vs. Utah (1/10)...Collected 35 points, grabbed 13 boards and handed out six assists vs. CHA (11/8)...Grabbed 12 boards and scored 23 points vs. WAS (11/4)...Scored a game-high 29 points and grabbed a career-high 19 boards vs. NO/OKC (11/1). **2005-06:** Averaged 26.8 points, 6.7 boards, 4.7 assists and 1.4 steals in 39.0 minutes per game...26.8 points per game on 47.1 percent shooting from the field were both career-highs...Recorded 4th career 2,000 point season, matching him with Larry Bird for the most in franchise history...Finished 6th in the NBA in points per game...Topped his franchise records for free throws made and attempted in a season...Led the team in scoring 63 times, in rebounds 26 times and in assists 30 times...Recorded 17 double-doubles and one triple-double...Scored 36 points vs. Denver (03/12)...Recorded 1st of the season and 6th career triple-double with 31 points, 12 boards and 10 assists vs. Philadelphia (03/08)...Scored 39 points at the Lakers (02/26)...Scored 30+ points for the seventh time in eight games with 37 points at Portland (02/24)...Scored 30+ points for the 6th straight game with 30 points at Utah (02/21)...Scored a career-high 50 points, to go with 8 assists and 7 boards vs. Cleveland (02/15)...Scored 31 points vs. Orlando (02/12)...Scored 35 points and swiped a season-high 6 steals vs. Portland (02/10)...Scored 40 points vs. Phoenix (02/01)...Scored 31 points, dished out 10 assists and grabbed 8 boards vs. Charlotte (01/04)...Scored 43 points at Seattle (12/26)...Scored 23 points, dished out 10 assists and grabbed 9 boards vs. Milwaukee (12/16)...Scored 43 points and grabbed 11 boards vs. Chicago (12/02)...Scored 33 points at Atlanta (11/23)...Scored 24 points and grabbed a career-high-tying 15 boards at Cleveland (11/22)...Recorded a double-double with 26 points and 11 boards vs. Toronto (11/18)...Dished out 10 assists vs. Houston (11/13)...Scored 32 points at Charlotte (11/05)...Scored 30 points and grabbed 12 boards vs. New York (11/02). **2004-05:** Averaged 21.6 points, 6.6 boards, 4.2 assists and 1.6 steals in 36.1 minutes per game...Named Eastern Conference Player of the Week twice (for games played 1/31/05-2/6/05 and 3/7/05-3/13/05)...Named to the Eastern Conference All-Star Team for the fourth straight season...The Celtics were 6-5 when he scored 30+ points...Recorded 17 double-doubles and two triple-doubles...Led the team in scoring 46 times, rebounding 24 times and assists 24 times...Recorded 10+ rebounds 17 times...10+ assists 2 times...10+ free throws made 17 times...10+ free throws attempted 25 times...Scored 25 points and grabbed 11 boards at Toronto (04/17)...Scored 32 points at Milwaukee (04/13)...Scored a season-high 38 points and grabbed 12 boards vs. Detroit (03/11)...Scored 27 points and grabbed 10 boards vs. Atlanta (03/09)...Scored 32 points at Minnesota (02/06)...Recorded 2nd triple-double of the season with 28 points, 10 boards and 10 assists vs. New Jersey (02/02)...Scored 34 points vs. Phoenix (01/28)...Scored 33 points at Charlotte (01/25)...Scored 21 points and matched a career-high with 15 boards vs. Atlanta (01/14)...Recorded first triple-double of the season with 19 points, 10 boards and a season-high 10 assists vs. New Orleans...Scored 34 points at Cleveland (12/18)...Scored 33 points at the Clippers (12/13)...Scored 37 points, on 18-for-20 from the foul line, vs. Washington (11/17)...Scored 28 points, grabbed 10 boards and dished out 8 assists at New York (11/06)...Scored 35 points, grabbed 13 boards and dished out 8 assists vs. Philadelphia (11/03). **PLAYOFFS:** Appeared in and started all seven games for the

continued on next page...

Paul Pierce *continued from previous page.*


Celtics, averaging 22.9 points, 7.7 rebounds, 4.6 assists and 1.9 steals per game...Scored 33 points in Game 2 vs. Indiana...Scored 30 points, grabbed 7 boards, dished out 8 assists and blocked 5 shots in the Celtics 110-79 win at Indiana in Game 4...Scored 20 points, grabbed 11 boards and dished out 6 assists in Game 6. **2003-04:** Averaged 23.0 points, 6.5 boards, 5.1 assists and 1.6 steals in 38.7 minutes per game...The Celtics were 13-4 when he scored 30+ and 1-0 when he scored 40+ points...Ranked 5th in the league in scoring average...Matched a career-high with 13 assists at Washington (4/4)...Scored 37 points and grabbed 12 boards at Washington (3/13)...Scored 35 points at Philadelphia (2/7)...Scored 25 points and grabbed 11 boards vs. Dallas (12/17)... Scored a season-high 41 points (team is 12-3 all-time when he scores 40+ points) and grabbed 9 boards at Cleveland (12/13)...Scored 33 points and grabbed 11 boards vs. Toronto (12/12)...Scored 36 points to go along with season-highs with 14 boards and 4 blocks vs. Seattle (12/10)...Recorded a double-double with 33 points and 10 assists at Denver (12/07)...Recorded 3rd career triple-double with 26 points, 10 boards and 10 assists vs. Milwaukee (1/28)...Became the fastest Celtic ever to score 10,000th career point vs. Indiana (3/12)...Recorded 19 double-doubles (team was 13-6 when he recorded a double-double)...Played in his 15,000th career minute vs. New Orleans (12/31)...Attempted 500+ free throws (631); made 500+ free throws (517); made 600+ (602) field goals; grabbed 500+ rebounds (522); tallied 110+ (115) 3-point field goals; made 130+ steals (131) and logged 3000+ minutes (3,099), marking the fourth consecutive season he has accomplished this feat...30+ points 17 times...40+ points once...10+ rebounds 14 times...10+ assists six times...40+ minutes 34 times...10+ free throws made 14 times...15+ free throws made three times...10+ free throws attempted 19 times...15+ free throws attempted six times...Led team in scoring 54 games; rebounding 27 games and assists 41 games. **PLAYOFFS:** Appeared in and started all four playoff games for the Celtics, averaging 20.8 points and 8.8 rebounds per game...Recorded a double-double with 20 points and 10 boards in Game 1 vs. Indiana. **2002-03:** Averaged 25.9 points, 7.3 boards and 4.4 assists in 39.2 minutes per game... Scored 8 points in 18 minutes in the 2003 All-Star Game... Named Eastern Conference Player of the Week for games played 1/20-1/26... Named Eastern Conference Player of the Week for games played 12/2-12/8... Broke franchise record and led the league in free throws made and attempted shooting 604-for-753... Ranked fifth in the league in points per game and tied for seventh in the league in steals per game... Logged a career-high 578 rebounds and a career-high 349 assists... Led the team in scoring 56 times, in rebounding 28 times and in assists 36 times... Had 61 20+ points games, 26 30+ points games and 5 40+ point games... Had 18 10+ rebound games... Had 35 5+ assist games... Had 21 3+ steal games... Recorded a career-high 20 double-doubles... DND due to a sore lower back versus Toronto (2/28 & 3/2)... NWT due to a sore lower back versus Los Angeles Clippers (3/7)... Recorded first career triple-double with 27 points, 13 boards and a career-high 13 assists versus Orlando (1/26)... Scored a season-high 46 points, going 20-for-21 from the foul line versus New York (11/02)... Scored 45 points and grabbed 10 boards versus Denver (1/24)... Scored 40 points versus Philadelphia (1/20)... Scored 37 points while matching a career-high 15 rebounds versus Chicago (12/16)... Recorded 4th consecutive double-double versus Atlanta (11/23), scoring 31 points and grabbing 10 boards... Recorded 3rd consecutive double-double, scoring 36 points and grabbing 14 boards versus Atlanta (11/22)... Recorded third double-double of the season scoring 18 points and grabbing 13 boards versus New Jersey (11/20)... Scored 28 points, while grabbing 12 boards versus Milwaukee (11/16). **PLAYOFFS:** Led the Celtics in scoring and assists in both rounds of the playoffs... Averaged 29.0 points, 8.8 rebounds and 7.8 assists in round two versus New Jersey... Recorded his first career playoff triple-double with 32 points, 10 rebounds and 11 assists in Game 2 of the second round at New Jersey... Shot an NBA playoff record 21-for-21 from the foul line in Game 1 of the first round at Indiana... Broke the franchise playoff record for points in a half with 32 in the second half of Game 4 in the first round versus Indiana... Grabbed 10+ rebounds six times. **2001-02:** Signed a multi-year contract extension on 08/01/01... Scored 19 points and grabbed seven rebounds in 23 minutes at the 2002 NBA All-Star Game (2/10), his first All-Star appearance... Named NBA Eastern Conference Player of the Week twice (12/2 & 4/7)... Named Eastern Conference Co-Player of the Month twice, once in April and once with teammate Antoine Walker for December... Only Celtic to start and appear in all 82 games, led team in most offensive categories, posting averages of 26.1 points, 6.9 rebounds, 3.2 assists and 1.88 steals... First Celtic in team history to finish as the league leader in total points scored (2,144)... Led the team in scoring 52 times, in rebounds 16 times and in assists 12 times... Had 67 20+ point games... Had 33 30+ point games this season... Had one 40+ point game... Had 38 7+ rebound games... Had 24 5+ assist games... Had 23 3+ steal games... Had six 5+ steal games... Had 7 3+ block games. **PLAYOFFS:** Led the team in scoring in three rounds of the postseason... Averaged 30.2 points, 8.6 rebounds, 4.2 assists and 1.8 steals in the five game series against Philadelphia... Was among the NBA league leaders in postseason scoring (394, 3rd), 3-pointers made (30, 3rd), total assists (66, 9th), double-doubles (7, 5th) and steals (27, 6th)... Averaged 24.6 ppg including a 46-point performance in a decisive Game 5 victory against Philadelphia... Tallied a team playoff high of 17 rebounds in Game 4 of the Eastern Conference semifinals versus Detroit... Sparked the Celtics amazing comeback in Game 3 of the Eastern Conference Finals against New Jersey, scoring 21 of his game-high 28 points in the second half, 19 of which came in the fourth quarter. **2000-01:** Only Celtic to start all 82 games... Became the first Celtic to score 2,000 points since Larry Bird completed the feat in 1987-88... Set the team record for free throws attempted in a season (738)... Led the team and finished eighth in the league in points per game (25.3), fourth in total points (2071)... Finished second on the team and ninth in the league in steals per game (1.68)... Finished third in the league in both free throws made and attempted... Led the team in scoring 43 times, rebounds 19 times, assists 13 times and minutes played 20 times... Played 40+ minutes 35 times... Scored 40+ points eight times... Scored 30+ points 23 times... Scored 20+ points 60 times... Grabbed 5+ rebounds 58 times... Was named NBA Player of the Month for March 2001, averaging 30.3 points, 7.2 rebounds, 3.4 assists and 1.60 steals for the month... Was named NBA Player of the Week for the week of March 19... Posted consecutive 40+ point games when he scored 42 points in 36 minutes at Phoenix (3/15) and scored 42 points in 38 minutes versus L.A. Lakers (3/13). **1999-00:** Played in 73 games (72 starts) in his second NBA season... His 19.5 points and 35.4 minutes per game were second-best on the team... Averaged 5.4 boards and 3.0 assists per game... His 2.08 steals per game average ranked him second in the NBA... Scored 10+ points 69 times... Scored 20+ points 33 times... 30+ points seven times... Grabbed 10+ rebounds six times... Notched 3+ steals 24 times... Played

40+ minutes 19 times... Recorded six double-doubles... Activated from Injured List on 12/26 after missing seven games (placed on the IL 12/12 with a sprained left ankle)... DND (at Orlando on 1/26 and at Miami on 1/25) due to strained hamstring. **1998-99:** Had a tremendous rookie campaign with Boston... Started 47 of 48 games he appeared in and averaged 16.5 points, 6.4 rebounds and 1.71 steals in 34.0 minutes per game... Ranked 10th in the NBA in three-point field goal percentage (.412) and three-point field goals made (84)... Finished 19th in the league in steals per game... Among qualifying NBA rookies, ranked second in points per game, three-point field goal percentage, steals and rebounding, third in blocked shots (1.04) and field goal percentage (.439, 284-for-647), fourth in minutes per game, fifth in assists and 10th in free throw percentage (.713, 139-for-195)... Captured Schick Rookie of the Month honors for February when he led the NBA in steals (2.73), led all rookies in points per game (20.4) and added 71 rebounds, 2.4 assists and 1.45 blocked shots... 30+ points two times... 20+ points 19 times... 10+ points 37 times... Tallied double-figures in 38 of 48 games... Was Boston's top scorer 16 times... Posted three double-doubles... Sat out two games with a sprained right ankle (3/11 at Atlanta, 3/12 at Detroit).

COLLEGE CAREER: An early entry candidate for the 1997 NBA Draft... Left the University of Kansas following his junior season... Was named first team All-American by the Associated Press following his junior year with the Jayhawks... Captured Most Valuable Player honors of the Big 12 Conference Tournament in 1997 and 1998... Ranks as the fifth-leading scorer in Kansas history (1,786 pts.) and 11th on the all-time rebounds list (676)... Scored 777 points in 1997-98 – the fifth-most single-season point total in Jayhawks' history... Named Associated Press First Team All-American and a finalist for the 1998 John Wooden and Naismith awards... Selected First Team All-Big 12 Conference by both the AP and Coaches... Won Most Valuable Player honors in both the Preseason NIT and the Big 12 Conference Tournament... Captured the first of two Big-12 Conference Tournament Most Valuable Player awards after averaging 21.7 points and guiding Kansas to the inaugural tournament championship... During summer of 1996, earned a spot on the roster of the USA's Under 22 team and helped USA go unbeaten in World Championship-qualifying tournament in Puerto Rico... Honored as the Big Eight Co-Freshman of the Year with Colorado's Chauncey Billups... Became the first Jayhawk freshman since Danny Manning to score 30 points when he poured in 30 against East Tennessee State on Jan. 4... Was team's top scorer in NCAA Tournament (12.8 ppg)... Earned honorable mention All-Big Eight honors and was selected second team Freshman All-American by *Basketball Weekly*.

PERSONAL: Nickname is "The Truth" which was given to him by Shaquille O'Neal... Son of Lorraine Hosey... Was a member of the USA Basketball team that competed in the 2002 World Basketball Championship... Received the 2002 Home Team Community Service Award – a \$50,000 grant to the charity of his choice – for his volunteer activities, community service, and impact in the Boston area... Enjoys listening to Michael Jackson and Snoop Dogg... Lists *Pulp Fiction* as his favorite movie and Samuel Jackson as his favorite actor... Would like to travel the world when his basketball career is over... Lists being drafted by the Celtics as his most memorable basketball moment... Wears a size 15 sneaker... Majored in Crime and Delinquency Studies at Kansas... Favorite sports other than basketball are football and tennis... Lists Earvin "Magic" Johnson as his favorite athlete growing up. Established The Truth Fund, his own charitable foundation, in 2002... Is an active supporter of Tufts-New England Medical Center... Was honored by Tufts-New England Medical Center by the opening of the Paul Pierce Center for Minimally Invasive Surgery at New England Medical Center in 2007... Sponsors/hosts Annual Thanksgiving Dinner for single mothers and their children... Is the Official Celtics Read to Achieve spokesperson, and member of the NBA's All-Star Reading Team... Spokesperson for Celtics Heroes Among Us program, posing with awardees at each Celtics home game... Represented team at Celtics License Plate unveiling at Children's Hospital... Co-hosts LA STARS with Baron Davis and Gilbert Arenas, which is a celebrity infused sports and fashion weekend to raise funds for charity, and continues Earvin "Magic" Johnson's charity game for Los Angeles area charities.





POSITION Guard

HEIGHT 6-1

WEIGHT 178

BIRTHDATE 02/22/86

BIRTHPLACE Louisville, KY

HIGH SCHOOL Oak Hill Academy
(Mouth of Wilson, VA)

COLLEGE Kentucky

YEARS Starting 4th

DRAFTED Phoenix Suns,
First Round, 21st Pick,
2006 NBA Draft

RAJON RONDO #9

CAREER STATISTICS

NBA REGULAR SEASON RECORD

YEAR TEAM	G-GS	MIN	FGM-FGA	PCT	FG3-FG3A	PCT	FT-FTA	PCT	OFF-DEF-TOT	AST	PF-DQ	STL	TO	BS	PIS	AVG
06-07 Boston	78-25	1831	188-450	.418	6-29	.207	119-184	.647	74-218-292	297	181-1	128	137	8	501	6.4
07-08 Boston	77-77	2305	351-713	.492	5-19	.263	107-175	.611	78-244-322	393	187-1	129	147	13	814	10.6
08-09 Boston	80-80	2642	383-759	.505	15-48	.313	172-268	.642	100-316-416	659	193-0	149	209	11	953	11.9
TOTALS	235-182	6778	922-1922	.480	26-96	.271	398-627	.635	252-778-1030	1349	561-2	406	493	32	2268	9.6

NBA PLAYOFF RECORD

YEAR TEAM	G-GS	MIN	FGM-FGA	PCT	FG3-FG3A	PCT	FT-FTA	PCT	OFF-DEF-TOT	AST	PF-DQ	STL	TO	BS	PIS	AVG
07-08 Boston	26-26	831	107-263	.407	5-20	.250	47-68	.691	39-68-107	172	74-0	45	47	8	266	10.2
08-09 Boston	14-14	577	93-223	.417	6-24	.250	44-67	.657	32-104-136	137	47-0	35	38	3	236	16.9
TOTALS	40-40	1414	200-486	.411	11-44	.250	91-135	.674	71-172-243	309	121-0	80	85	11	502	12.6

CAREER HIGHS

CAREER REGULAR SEASON SINGLE-GAME HIGHS

Minutes	47, 03/18/09, Miami at Boston (Twice)
Field Goals	13, 02/22/09, Boston at Phoenix
Field Goal Attempts	20, 03/18/09, Miami at Boston
Three-Point Field Goals	2, 11/21/08, Boston at Minnesota (Three Times)
Three-Point Attempts	3, 04/01/09, Charlotte at Boston (Five Times)
Free Throws	11, 04/08/09, New Jersey at Boston (Twice)
Free Throws Attempts	15, 12/15/08, Utah at Boston
Offensive Rebounds	6, 12/20/08, Boston at Golden State (Twice)
Defensive Rebounds	13, 03/07/07, Boston at San Antonio
Rebounds	15, 02/12/09, Boston at Dallas
Assists	17, 02/27/09, Indiana at Boston (Twice)
Steals	7, 11/14/08, Denver at Boston (Twice)
Turnovers	9, 01/06/09, Boston at Charlotte
Blocks	3, 02/13/08, New York at Boston
Points	32, 02/22/09, Boston at Phoenix

CAREER POSTSEASON SINGLE-GAME HIGHS

Minutes	58, 04/30/09, Boston at Chicago
Field Goals	12, 04/28/09, Chicago at Boston (Twice)
Field Goal Attempts	22, 04/28/09, Chicago at Boston
Three-Point Field Goals	2, 05/14/09, Boston at Orlando (Three Times)
Three-Point Attempts	4, 05/14/09, Boston at Orlando
Free Throws	10, 05/04/09, Orlando at Boston
Free Throws Attempts	12, 05/04/09, Orlando at Boston
Offensive Rebounds	7, 07/20/09, Chicago at Boston
Defensive Rebounds	13, 05/14/09, Boston at Orlando
Rebounds	16, 05/14/09, Boston at Orlando
Assists	19, 04/30/09, Boston at Chicago
Steals	6, 06/17/08, LA Lakers at Boston
Turnovers	7, 05/04/09, Orlando at Boston
Blocks	2, 05/02/09, Chicago at Boston (Twice)
Points	29, 04/18/09, Chicago at Boston

2008-09 SEASON: Averaged 11.9 points, 5.2 rebounds, 8.2 assists and 1.85 steals in 33.0 minutes per game...Finished ranked sixth in the NBA in assists per game and fifth in steals per game...Finished fifth in the NBA in total assists (659)...Scored in double figures in 43 games including 13 games with 20 or more points and two games with 30 or more points...Netted a career-high 32 points on his 23rd birthday at Phoenix (2/22)...Posted two triple-doubles (12/3 vs. Indiana, 2/12 at Dallas)...Posted 13 double-doubles...Dished out a career-high 17 assists twice (2/27 vs. Indiana, 12/3 vs. Indiana)...Tied a season-high with seven steals vs. Denver (11/14)...Finished with the fourth highest assist total in a single season in franchise history (659)...**PLAYOFFS:** Joined Larry Bird as the only Celtics to have posted three triple-doubles in the same postseason...Averaged 16.9 points, 9.7 rebounds, 9.8 assists and 2.50 steals in 41.2 minutes per game...Averaged 19.4 points, 9.3 rebounds and 11.6 assists in the First Round against Chicago...Averaged 14.3 points, 10.1 rebounds and 8.0 assists in the Conference Semifinals against Orlando...Also recorded six double-doubles.

PROFESSIONAL CAREER: 2007-08: Averaged 10.6 points, 4.2 rebounds, 5.1 assists and 1.68 steals in 29.9 minutes per game...Dished out ten or more assists six times...Led Celtics in assists 36 times and rebounds five times...Led the Celtics in scoring twice...Scored a career-high 23 points on 12/23 vs. Orlando...Scored 23 points and grabbed six boards at Miami (1/29)... Swiped five steals at Miami (11/30)...Notched a double-double with 14 points and a season-high 12 boards vs. Dallas (1/31)...Swiped a season-high six steals at Orlando (1/27)...Named to the T-Mobile Rookie-Sophomore Challenge and Youth Jam where he was a starter recording six points and six assists in 18 minutes of action...Became the first Celtic since Sherman Douglas in 1995 to record 15 or more assists in a game when he dished out a career-high 16 assists on 2/29/08 against Charlotte...Finished the season ranked 13th in the NBA in steals per game...Ranked 35th in the NBA in field goal percentage (.492)...Ranked 22nd in the NBA in assists per game (5.1)...**PLAYOFFS:** Averaged 10.2 points, 4.1 rebounds, 6.6 assists and 1.73 steals in 32.0 minutes per game in the post-season...Scored 21 points, grabbed seven boards, dished out eight assists and swiped six steals in 32 minutes in Game 6 of the NBA Finals...Recorded 16 assists in Game 2 of the Finals, the most recorded by a player since Magic Johnson had 20 assists in 1991...Recorded second highest single post-season assist mark by a Celtic in post-season history (172)...Dished out 13 assists in Game 5 against Detroit of the ECF...Scored 10 points, grabbed nine boards and had eight assists in Game 2 of the ECF against Detroit...Scored 20 points and dished out 13 assists in Game 5 of the Semifinals against Cleveland...Scored 14 points and dished out 12 assists in Game 4 of the First Round against Atlanta...Posted two double-doubles...**2006-07:** Averaged 6.4 points, 3.7 boards, 3.8 assists and 1.64 steals in 23.5 minutes per game...Scored 19 points, dished out nine assists and swiped six steals vs. DET (4/18)...Scored 17 points and dished out eight assists at MIA (4/16)...Scored 16 points and dished out eight assists at ATL (4/10)...Scored 14 points, grabbed eight boards, dished out eight assists and swiped a career-high of seven steals at IND (4/7)...Scored 11 points and grabbed 10 boards for his 3rd double-double vs. MIA (4/6)...Scored 16 points and dished out eight assists vs. TOR (3/26)...Grabbed a career-high of 14 boards at SA (3/17)...Scored 13 points and dished out 10 assists vs. ATL (3/14)...Scored 12 points, dished out eight assists and grabbed seven boards in a career-high 47 minutes vs. CHI (3/11)...Dished out a career-high 11 assists at DET (2/6)...In his first career start, scored 23 points, grabbed six boards, dished out six assists and swiped four steals in a season-high 43 minutes vs. LAC (2/2)...Rejected a career-high two shots vs. ATL (1/24)...Recorded his first career double-double scoring 10 points and grabbing 10 boards while dishing out seven assists at WAS (1/20)...Scored a career-high 23 points, dished out five assists and tied a career-high of four steals vs. TOR (1/12)...Scored 13 points and dished out three assists vs. Utah (11/10).

COLLEGE CAREER: 2005-06: Led the SEC in assists (4.9 APG) and ranked second in steals (2.0 spg), while averaging 11.2 points and a team-high 6.1 rebounds...Scored in double figures 17 times and had five games of 10 or more rebounds... Recorded career-high 25 points on 7-for-12 shooting and dished out seven assists vs. Louisville... Tallied 21 points and nine rebounds vs. Indiana...Posted a double-double of 15 points and 10 rebounds vs. West Virginia...Pulled down a career-high 19 rebounds vs. Iowa, the highest total ever by a Kentucky guard...Dished out a career-high 12 assists with zero turnovers vs. Ole Miss...Notched 11 points, eight rebounds and six assists vs. Connecticut in the second round of the NCAA Tournament... **2004-05:** Named to the SEC All-Freshmen Team...Set Kentucky single-season record for steals with 87 swipes...Had at least one steal in each game...Tied Kentucky's single-game record with eight steals, in just 20 minutes vs. Mississippi State...Scored double figures in his first three NCAA Tourney games...Handed out a season-high eight assists with no turnovers at Vanderbilt.

HOW ACQUIRED: Draft rights acquired from Phoenix along with Brian Grant and cash considerations in exchange for a future first round pick on June 28, 2006.

PERSONAL: Full name is Rajon Pierre Rondo...Son of Amber Rondo...Majored in Communications...Favorite pregame meal is grilled chicken...Favorite car is a Lamborghini...Favorite movie is *Cinderella Man*...Favorite NBA player growing up was Isiah Thomas...Enjoys shopping in his spare time...Favorite actor is Will Smith.



POSITION Forward

HEIGHT 6-9

WEIGHT 235

BIRTHDATE 03/18/78

BIRTHPLACE Long Beach, CA

HIGH SCHOOL Enumclaw HS
(Enumclaw, WA)

COLLEGE Southern California

YEARS Starting 9th

DRAFTED New Jersey Nets,
Second Round, 35th Pick,
2001 NBA Draft

BRIAN SCALABRINE #44

CAREER STATISTICS

NBA REGULAR SEASON RECORD

YEAR TEAM	G-GS	MIN	FGM-FGA	PCT	FG3-FG3A	PCT	FT-FTA	PCT	OFF-DEF-TOT	AST	PF-DQ	STL	TO	BS	PTS	AVG
01-02 New Jersey	28-0	290	23-67	.343	3-10	.300	11-15	.733	12-39-51	21	39-0	9	24	2	60	2.1
02-03 New Jersey	59-7	724	68-169	.402	14-39	.359	30-36	.833	40-101-141	46	77-0	16	46	18	180	3.1
03-04 New Jersey	69-2	928	86-218	.394	10-41	.244	58-70	.829	42-131-173	65	113-0	21	42	14	240	3.5
04-05 New Jersey	54-14	1167	132-332	.398	22-68	.324	53-69	.768	83-161-244	88	111-3	34	66	18	339	6.3
05-06 Boston	71-1	938	74-193	.383	31-87	.356	26-36	.722	27-87-114	51	127-0	21	50	19	205	2.9
06-07 Boston	54-17	1027	77-191	.403	44-110	.400	18-23	.783	24-81-105	59	130-3	23	44	18	216	4.0
07-08 Boston	48-9	512	29-94	.309	15-46	.326	15-20	.750	22-57-79	40	63-0	9	26	8	88	1.8
08-09 Boston	39-8	504	48-114	.421	24-61	.393	16-18	.889	7-43-50	18	73-3	7	12	10	136	3.5
TOTALS	422-58	6090	537-1378	.420	163-462	.353	227-287	.791	257-700-957	388	733-8	140	310	107	1464	3.5

NBA PLAYOFF RECORD

YEAR TEAM	G-GS	MIN	FGM-FGA	PCT	FG3-FG3A	PCT	FT-FTA	PCT	OFF-DEF-TOT	AST	PF-DQ	STL	TO	BS	PTS	AVG
01-02 New Jersey	6-0	14	1-3	.333	0-1	.000	0-0	---	1-2-3	0	0-0	0	1	1	2	0.3
02-03 New Jersey	7-0	20	2-4	.500	0-1	.000	0-0	---	1-3-4	0	3-0	0	1	0	4	0.6
03-04 New Jersey	9-0	73	11-17	.647	5-6	.833	3-6	.500	7-5-12	1	15-0	3	4	0	30	3.3
04-05 New Jersey	4-3	61	2-11	.182	1-4	.250	4-4	1.000	2-5-7	2	6-0	1	4	2	9	2.3
08-09 Boston	12-0	246	22-52	.423	13-29	.448	4-4	1.000	7-19-26	12	43-1	2	5	5	61	5.1
TOTALS	38-3	414	38-87	.437	19-41	.463	11-14	.786	18-34-52	15	67-1	6	15	8	106	2.8

CAREER HIGHS

CAREER REGULAR SEASON SINGLE-GAME HIGHS

Minutes	45, 04/15/05, New Jersey at Toronto
Field Goals	12, 01/26/05, New Jersey at Golden State
Field Goal Attempts	17, 01/23/05, New Jersey at Golden State
Three-Point Field Goals	4, 02/28/07, Boston vs. New York (Twice)
Three-Point Attempts	9, 02/28/07, Boston vs. New York
Free Throws	8, 11/18/03, New Jersey vs. New Orleans
Free Throw Attempts	8, 04/20/05, New Jersey at Boston (Three Times)
Offensive Rebounds	7, 01/23/05, New Jersey at Golden State
Defensive Rebounds	9, 04/17/05, New Jersey vs. Philadelphia
Rebounds	11, 04/17/05, New Jersey vs. Philadelphia (Twice)
Assists	5, 12/16/06, Boston at Charlotte (Six Times)
Steals	3, 04/17/05, New Jersey vs. Philadelphia (Four Times)
Turnovers	4, 04/07/05, New Jersey at New York (Twice)
Blocks	3, 03/28/07, Boston vs. New York
Points	29, 01/26/05, New Jersey at Golden State

CAREER POSTSEASON SINGLE-GAME HIGHS

Minutes	25, 04/24/05, New Jersey at Miami
Field Goals	6, 05/14/04, New Jersey at Detroit
Field Goal Attempts	7, 05/14/04, New Jersey at Detroit
Three-Point Field Goals	4, 05/14/04, New Jersey at Detroit
Three-Point Attempts	4, 05/14/04, New Jersey at Detroit
Free Throws	2, 04/28/05, New Jersey vs. Miami (Three Times)
Free Throw Attempts	4, 05/09/04, New Jersey vs. Detroit
Offensive Rebounds	2, 05/14/04, New Jersey at Detroit (Three Times)
Defensive Rebounds	2, 04/26/05, New Jersey at Miami (Four Times)
Rebounds	3, 05/14/04, New Jersey at Detroit (Twice)
Assists	1, 05/01/05, New Jersey vs. Miami (Three Times)
Steals	1, 05/01/05, New Jersey vs. Miami (Four Times)
Turnovers	3, 04/26/05, New Jersey at Miami
Blocked Shots	1, 04/28/05, New Jersey vs. Miami (Three Times)
Points	17, 05/14/04, New Jersey at Detroit

2008-09 SEASON: Averaged 3.5 points and 1.3 rebounds in 12.9 minutes per game...Scored in double-figures three times...Netted a season-high 14 points at Phoenix (2/22)...Made eight starts for the Celtics and averaged 8.6 points and 2.6 boards in 26.7 minutes per game...Shot 37.0 percent from three-point range in his starts...Missed 23 games due to concussions (1/28-2/12/09; 2/25-3/23/09)...**PLAYOFFS:** Averaged 5.1 points and 2.2 rebounds in 20.5 minutes per game...Set career playoff-highs for total minutes, points, points per game, rebounds and rebounds per game...Netted 10 points vs. Orlando (5/4)...Played in a playoff-career-high 35 minutes vs. Orlando (5/6).

PROFESSIONAL CAREER: 2007-08: Averaged 1.8 points and 1.6 rebounds in 10.7 minutes per game...Scored a season-high nine points twice (11/2 vs. Washington and 11/13 at Indiana)...Started nine games...Scored seven points and tied a season-high of six boards against his former team, New Jersey, on 4/16 in a season-high 29 minutes...Grabbed six boards at Charlotte (4/15)...Dished out a season-high three assists three times, with the last time coming against New Jersey on 4/16...Blocked a season-high two shots on 2/12 against Indiana...**PLAYOFFS:** Did not appear in a playoff game for the Celtics...Received three DNP-CD's (6/15, 5/30, 5/28)...Listed on the Inactive List for games 4/20-5/26 and 6/5-6-12 and 6/17...**2006-07:** Averaged 4.0 points and 1.9 rebounds in 19.0 minutes per game...Missed 23 games due to various injuries...Scored a season-high 17 points vs. LAL (1/31)...Scored 16 points at MEM (1/5)...Scored nine points, grabbed four boards and rejected a season-high two shots at DEN (12/26)...In his first start of the season, dished out a season-high four assists vs. DEN (12.15)...Dished out three assists vs. PHO (12/8)...Scored 10 points and grabbed eight boards vs. MEM (12/6)...Scored three points and grabbed one board in his first game of the season vs. CHA (11/8)...**2005-06:** Averaged 2.9 points and 1.6 boards in 13.2 minutes per game...Scored 10+ points 4 times...Scored 10 points and pulled down a season-high 7 boards vs. Miami (04/19)...Scored 10 points vs. Cleveland (04/17)...Scored a season-high 14 points at New Jersey (04/16)...Scored 10 points and grabbed 4 boards at Miami (02/06)...Scored 5 points in his first start of the season vs. Phoenix (02/01)...Scored 4 points and grabbed 2 boards at Atlanta (01/10)...**2004-05:** Appeared in 54 games, averaging 6.3 points and 4.5 rebounds in 21.6 minutes per game for New Jersey...Averaged 10.8 points and 6.9 rebounds in 14 starts...Led team in steals 9 times, blocks 8 times, and rebounds 6 times...Scored a career-high 29 points, to go with a career-high 10 assists to record his first career double-double vs. Golden State (01/26/04)...Recorded a career-high 11 rebounds and season-high free throws made (7) and attempted (8) vs. Philadelphia (04/17/05)...**PLAYOFFS:** Appeared in four games with New Jersey, starting three, with averages of 2.3 points and 1.8 rebounds in 15.3 minutes per game...**2003-04:** Appeared in 69 games, averaging 3.5 points and 2.5 rebounds in 13.5 minutes per game...Averaged 9.5 points and 6.5 rebounds in two starts...Shot a career-high 8-8 from the free throw line vs. New Orleans (11/18/03)... Led the team 3 times in rebounds and 7 times in blocks...**PLAYOFFS:** Appeared in 9 playoff games averaging 3.3 points and 1.3 rebounds in 8.1 minutes per game...In team's Game 5 triple overtime victory at Detroit (05/14/04) he scored a playoff career-high 17 points, including 4 three-pointers...**2002-03:** Appeared in 59 games averaging 3.1 points and 2.4 rebounds in 12.3 minutes per game...Averaged 7.4 points and 6.3 rebounds in seven starts...Had a career-high 5 assists vs. Houston (03/31/03)... Scored a season-high 16 points vs. New Orleans (03/09/03)...**PLAYOFFS:** Appeared in 7 games averaging 0.6 points and 0.6 rebounds per game...Played 1 minute and had 1 rebound in Game 6 of 2002 NBA Finals...**2001-02:** Appeared in 28 games averaging 2.1 points and 1.8 rebounds...Played first NBA game vs. Milwaukee (01/31/02)...Led team once in scoring and once in rebounding...Scored 16 points vs. Toronto (04/14/02)... Missed first 43 games of 2001-02 season with fractured fifth metatarsal bone in his right foot...**PLAYOFFS:** Appeared in 6 games averaging 0.3 points and 0.5 rebounds per game...Had 2 rebounds and 1 block vs. Indiana (04/22/02).

HOW ACQUIRED: Signed as a free agent on August 2, 2005.

COLLEGE CAREER: Started in 91 of 92 career games in three-year USC career...Finished career ranked 6th in USC history in points (1441) and 7th in blocks (81)...Honored as an All-Pac-10 Conference Honorable Mention and as a NABC District 15 Second Team pick...As a senior, was second on the team in scoring (14.7 ppg) and assists (2.8 ppg) and third in rebounds (5.9 rpg)...As a junior, earned Honorable Mention All-America honors from *The Sporting News* and was an All-Pac-10 and NABC All-District 15 First Team pick...As a sophomore, was named Pac-10 Newcomer of the Year and received All-Pac-10 Honorable Mention honors.

PERSONAL: Married to Kristen Couch in Hawaii in August of 2003...Has two brothers and one sister...Favorite show is *Survivor*...Favorite movie is *The Departed*...Favorite musical artist is Journey...Earned a degree in Social Science from USC...His website, www.scalabrine.com, has information about his career and his "Take It to the Hoop" Basketball Camp which is held in Stamford, CT...Supported the Celtics Read to Achieve and Stay in School initiatives...Attended and supported Horizons for Homeless Children's Gala.



POSITION Forward
HEIGHT 6-8
WEIGHT 275
BIRTHDATE 10/25/1982
BIRTHPLACE Oxon Hill, MD
HIGH SCHOOL Oxon Hill HS
(Oxon Hill, MD)
COLLEGE Georgetown
YEARS Starting 5th
DRAFTED New York Knicks,
First Round, 9th Pick,
2003 NBA Draft

MICHAEL SWEETNEY #45

CAREER STATISTICS

NBA REGULAR SEASON RECORD

YEAR TEAM	G-GS	MIN	FGM-FGA	PCT	FG3-FG3A	PCT	FT-FTA	PCT	OFF-DEF-TOT	AST	PF-DQ	STL	TO	BS	PIS	AVG
03-04 New York	42-1	494	69-140	.493	0-1	.000	42-58	.724	68-89-157	14	57-0	18	32	12	180	4.3
04-05 New York	77-28	1509	237-446	.531	0-1	.000	176-235	.749	169-249-418	44	224-5	27	108	28	650	8.4
05-06 Chicago	66-44	1222	200-444	.450	0-0	-	133-204	.652	118-232-350	59	209-4	19	95	56	533	8.1
06-07 Chicago	48-0	385	58-134	.433	0-0	-	37-66	.561	48-75-120	28	79-0	9	42	11	153	3.2
TOTALS	233-73	3610	564-1164	.485	0-2	.000	388-563	.689	400-645-1045	145	569-9	73	277	25	1516	6.5

NBA PLAYOFF RECORD

YEAR TEAM	G-GS	MIN	FGM-FGA	PCT	FG3-FG3A	PCT	FT-FTA	PCT	OFF-DEF-TOT	AST	PF-DQ	STL	TO	BS	PIS	AVG
03-04 New York	4-0	57	6-11	.545	0-0	---	4-6	.667	4-6-10	0	7-0	0	0	1	16	4.0
05-06 Chicago	6-6	120	14-34	.412	0-0	---	15-19	.789	16-17-33	7	24-1	3	7	6	43	7.2
06-07 Chicago	1-0	3	1-2	.500	0-0	---	0-2	.000	0-0-0	0	1-0	0	0	0	2	2.0
TOTALS	11-6	180	21-47	.447	0-0	.000	19-27	.704	20-23-43	7	32-1	3	7	7	61	5.5

CAREER HIGHS

CAREER REGULAR SEASON SINGLE-GAME HIGHS

Minutes	42, 11/18/05, Chicago at Seattle
Field Goals	10, 12/17/05, Boston at Chicago (Twice)
Field Goal Attempts	16, 12/09/05, LA Lakers at Chicago (Twice)
Three-Point Field Goals	None
Three-Point Attempts	1, 11/16/04, New York at San Antonio (Twice)
Free Throws	9, 02/11/05, New York at Boston
Free Throw Attempts	10, 01/09/06, Toronto at Chicago (Twice)
Offensive Rebounds	7, 11/16/05, Chicago at Portland (Twice)
Defensive Rebounds	10, 04/20/05, Washington at New York
Total Rebounds	14, 11/16/05, Chicago at Portland
Assists	4, 01/14/06, Indiana at Chicago (3 times)
Steals	2, 01/13/07, Memphis at Chicago (11 times)
Turnovers	5, 12/26/04, Charlotte at New York (Twice)
Blocks	4, 02/16/06, Philadelphia at Chicago (Twice)
Points	24, 12/17/05, Boston at Chicago (Twice)

CAREER POSTSEASON SINGLE-GAME HIGHS

Minutes	28, 04/27/06, Miami at Chicago
Field Goals	5, 05/02/06, Chicago at Miami (Twice)
Field Goal Attempts	9, 05/02/06, Chicago at Miami (Twice)
Three-Point Field Goals	None
Three-Point Attempts	None
Free Throws	6, 05/02/06, Chicago at Miami
Free Throw Attempts	6, 05/02/06, Chicago at Miami (Twice)
Offensive Rebounds	5, 04/22/06, Chicago at Miami
Defensive Rebounds	5, 05/02/06, Chicago at Miami (Twice)
Total Rebounds	9, 05/02/06, Chicago at Miami
Assists	3, 04/24/06, Chicago at Miami (Twice)
Steals	1, 04/30/06, Miami at Chicago (3 times)
Turnovers	3, 05/02/06, Chicago at Miami
Blocks	2, 05/02/06, Chicago at Miami
Points	16, 05/02/06, Chicago at Miami

2009 ORLANDO SUMMER LEAGUE: Appeared in one game for the Celtics and netted three points, pulled down five boards, swiped two steals and rejected two shots in just over 15 minutes of run...injured his right hamstring during the first game and would miss the remaining four games of Summer League.

PROFESSIONAL CAREER: 2006-07: Averaged 3.2 points and 2.5 rebounds in 8.0 minutes per game...Netted a season high 13 points and pulled down a season-high 11 boards against Memphis (1/13)...Netted 11 points against L.A. Lakers (12/19)... **PLAY-OFFS:** Appeared in one playoff game for the Bulls and scored two points in three minutes against Detroit (5/7)... **2005-06:** Averaged 8.1 points and 5.3 rebounds in 18.5 minutes per game, shooting .450 from the field and .652 from the line...Played in 66 games, and started 44...Tallied six double-doubles and was the team-leader in points twice, and in rebounding 11 times...Notched four games of 20+ points...Recorded his first double-double as a Bull (11/07) vs. San Antonio, coming off the bench to score 10 points and 13 rebounds in under 20 minutes...Posted career highs at Portland (11/16) with 24 points (10-15 FG) and 14 rebounds (seven OR) in 26 minutes off the bench...Scored 13 points and notched 11 boards in 42 minutes in his first career-start as a Bull (11/18) at Seattle...Set another career high against L.A. Lakers with four boards (12/09)...Scored 24 points (10 FG) against Boston (17/17) to tie his career-highs...Started the final six games of the regular season, Bulls went 6-0...13 DNP-CD's...Inactive in three games...**PLAYOFFS:** Started all six contests vs. the Heat...Averaged 7.2 points, 5.5 rebounds, 1.2 assists and 1.0 blocks per game in 27.8 minutes...Registered post-season highs with 16 points and nine boards in Game 5 at Miami... **2004-05:** Appeared in 77 games, starting 28...Averaged 8.4 points and 4.8 rebounds in 19.6 minutes per game...Shot .531 from the field and .749 from the free throw line...Team-leader in rebounds eight times and in points once...Registered at least 10 rebounds in five games, including four point-rebound double-doubles...Set career-highs in nearly every category, including a 20-point game at Indiana (4/10) and a 13-rebound game vs. Washington (4/20)...Started the final 28 games of the season... **2003-04:** Played in 42 games, starting once, and averaged 4.3 ppg and 3.7 rpg in 11.8 minutes...Shot .493 from the field and .724 from the line...Recorded four games with at least 10 points and one double-double...Led the team in rebounds five times, including three games with at least 10 rebounds...Spent most of first half on injured list...Scored a season-high 16 points at New Orleans (4/12)...Seized a season-high 12 rebounds at Washington (4/10)...18 DNP-CD's...Missed 22 games due to injury...Was on injured list three times (left patella tendonitis)... **PLAYOFFS:** Came off the bench in all four games versus New Jersey and averaged 4.0 ppg and 2.5 rpg in 14.3 mpg...Shot .545 (6-11) from the field and .667 (4-6) from the line...Scored a playoff-high 12 points in 22 minutes in Game 1.

HOW ACQUIRED: Signed as a free agent on September 28, 2009

COLLEGE CAREER: Played three seasons at Georgetown (2000-03)...Started in 95 of 96 games played...Finished with an average of 18.2 ppg, 9.2 rpg, 1.88 bpg, 1.8 apg, and 1.05 spg...Ranks seventh in Hoyas history in scoring (1,750 points)...fifth in rebounds (887)...and sixth in blocks (180)...Posted 38 double-doubles.

PERSONAL: Full name is Michael Damien Sweetney...Father, the late Samuel Sweetney, suggested he start playing basketball when he was 10 years old...Consensus All-American with All-State and All-Metro honors at Oxon Hill HS, where he averaged 25 ppg and 13 rpg...Member of a gold medal-winning USA Basketball World Championship for Young Men's team that competed in Japan...Participated with Windy City Habitat for Humanity...Hosted a Read to Achieve event with more than 500 Dett Elementary students and their families.





POSITION Forward
HEIGHT 6-6
WEIGHT 230
BIRTHDATE 10/09/87
BIRTHPLACE Huntington, WV
HIGH SCHOOL North College Hill HS (Cincinnati, OH)
COLLEGE Kansas State
YEARS Starting 2nd
DRAFTED Washington Wizards, Second Round, 47th Overall, 2008 NBA Draft

BILL WALKER #12

COLLEGE STATISTICS

NBA REGULAR SEASON RECORD

YEAR TEAM	G-GS	MIN	FGM-FGA	PCT	FG3-FG3A	PCT	FT-FTA	PCT	OFF-DEF-TOT	AST	PF-DQ	STL	TO	BS	PTS	AVG
08-09 Boston	29-0	216	36-58	.621	0-1	.000	16-23	.696	8-21-29	13	51-0	6	18	2	88	3.0
TOTALS	29-0	216	36-58	.621	0-1	.000	16-23	.696	8-21-29	13	51-0	6	18	2	88	3.0

NBA PLAYOFF RECORD

YEAR TEAM	G-GS	MIN	FGM-FGA	PCT	FG3-FG3A	PCT	FT-FTA	PCT	OFF-DEF-TOT	AST	PF-DQ	STL	TO	BS	PTS	AVG
08-09 Boston	4-0	10	0-2	.000	0-0	---	2-2	1.000	0-0-0	0	2-0	2	2	0	2	0.5
TOTALS	4-0	10	0-2	.000	0-0	---	2-2	1.000	0-0-0	0	2-0	2	2	0	2	0.5

NBDL STATISTICS

YEAR TEAM	G-GS	MIN	FGM-FGA	PCT	FG3-FG3A	PCT	FT-FTA	PCT	OFF-DEF-TOT	AST	PF-DQ	STL	TO	BS	PTS	AVG
08-09 Utah	12-12	362	78-145	.538	9-26	.346	48-60	.800	21-39-60	17	51-3	14	40	9	213	17.8
TOTALS	12-12	362	78-145	.538	9-26	.346	48-60	.800	21-39-60	17	51-3	14	40	9	213	17.8

CAREER HIGHS

CAREER REGULAR SEASON SINGLE-GAME HIGHS

Minutes	22, 04/15/09, Washington at Boston
Field Goals	4, 04/15/09, Washington at Boston
Field Goal Attempts	5, 04/15/09, Washington at Boston
Three-Point Field Goals	None
Three-Point Attempts	1, 01/17/09, Boston at New Jersey
Free Throws	4, 03/11/09, Boston at Miami (Twice)
Free Throws Attempts	6, 03/11/09, Boston at Miami
Offensive Rebounds	2, 03/18/09, Miami at Boston
Defensive Rebounds	4, 03/29/09, Oklahoma City at Boston
Rebounds	5, 03/29/09, Oklahoma City at Boston
Assists	2, 04/15/09, Washington at Boston (Three Times)
Steals	2, 03/11/09, Boston at Miami
Turnovers	2, 04/15/09, Washington at Boston (Five Times)
Blocks	1, 03/29/09, Oklahoma City at Boston
Points	8, 04/15/09, Washington at Boston (Twice)

CAREER POSTSEASON SINGLE-GAME HIGHS

Minutes	4, 05/08/09, Boston at Orlando
Field Goals	None
Field Goal Attempts	1, 05/08/09, Boston at Orlando
Three-Point Field Goals	None
Three-Point Attempts	None
Free Throws	2, 05/08/09, Boston at Orlando
Free Throws Attempts	2, 05/08/09, Boston at Orlando
Offensive Rebounds	None
Defensive Rebounds	None
Rebounds	None
Assists	None
Steals	1, 05/08/09, Boston at Orlando (Twice)
Turnovers	1, 05/08/09, Boston at Orlando (Twice)
Blocks	None
Points	2, 05/08/09, Boston at Orlando

2009 ORLANDO SUMMER LEAGUE: Appeared and started in four games averaging 11.8 points, 4.5 rebounds and 1.5 steals...Shot 50.0 percent from the field (18-36).

PROFESSIONAL CAREER: 2008-09: Averaged 3.0 points and 1.0 rebound in 7.4 minutes per game...Netted a season-high eight points at Miami (3/11) along with a season-high two steals...Also scored a season-high eight points against Washington (4/15) in a season-high 22 minutes...Appeared in 12 games for the Utah Flash of the NBA Development League and averaged 17.8 points, 4.2 rebounds and 1.17 steals in 30.1 minutes per game...**PLAYOFFS:** Appeared in four games averaging 0.5 points in 2.5 minutes per game.

COLLEGE CAREER: 2007-08: (Redshirt Freshman): Ranked second on the team in scoring (16.1 ppg, ranked fifth in the Big 12) and rebounding (6.3 rbg, 10th)...Also finished 10th in field goal percentage (.465)...Scored 20 or more points nine times and topped the 30-point mark twice...Posted four double-doubles...Scored career-high 31 points vs. Xavier and Baylor...Registered 30 points, 10 rebounds and a career-high four steals vs. California...Hit five threes on his way to 19 points vs. Texas A&M...Tallied 22 points and five rebounds vs. Kansas...Recorded 27 points on 11-of-14 shooting at Texas Tech...Dished out a career-high six assists vs. Texas A&M in the first round of the Big 12 Tournament...Notched 22 points on 7-for-12 shooting vs. USC in the first round of the NCAA Tournament...Scored 18 points and grabbed six rebounds vs. Wisconsin in the second round...**2006-07:** (Freshman): Graduated from high school in October 2006 and joined the Kansas State program on December 16, 2006, the first day of the second semester...Appeared in six games with six starts before missing the rest of the season due to a torn anterior cruciate ligament in his left knee...Averaged 11.3 points and 4.5 rebounds in a shortened season, recording a season-high 19 points vs. USC...Tallied 13 points and a season-high eight rebounds vs. New Mexico in the title game of the Findley Toyota Las Vegas Holiday Classic...Recorded 15 points vs. Kennesaw State in his collegiate debut.

PERSONAL: Full name is William Henry Walker...Was a high school teammate of O.J. Mayo...Attended Huntington High School in West Virginia before finishing his high school career at North College Hill...Earned Third Team All-Big 12 honors from the Associated Press and the league coaches as a redshirt freshman...Also named All-District by the USBWA and Second Team All-District by the NABC...Earned Big 12 All-Rookie Team honors and was twice selected as Big 12 Rookie of the Week.

HOW ACQUIRED: From Washington in exchange for cash considerations on June 28, 2008.





POSITION Forward/Center
HEIGHT 6-11
WEIGHT 230
BIRTHDATE 09/17/74
BIRTHPLACE Philadelphia, PA
HIGH SCHOOL Simon Gratz HS (Philadelphia)
COLLEGE North Carolina
YEARS Starting 15th
DRAFTED 4th Overall, 1995 NBA Draft, Washington Wizards

RASHEED WALLACE #30

CAREER STATISTICS

NBA REGULAR SEASON RECORD

YEAR TEAM	G-GS	MIN	FGM-FGA	PCT	FG3-FG3A	PCT	FT-FTA	PCT	OFF-DEF-TOT	AST	PF-DQ	STL	TO	BS	PIS	AVG
95-96 Was.	65-51	1788	275-565	.487	27-82	.329	78-120	.650	93-210-303	85	206-4	42	103	54	655	10.1
96-97 Por.	62-56	1892	380-681	.558	9-33	.273	169-265	.638	122-297-419	74	198-1	48	114	59	938	15.1
97-98 Por.	77-77	2896	466-875	.533	8-39	.205	184-278	.662	132-346-478	195	268-6	75	167	88	1124	14.6
98-99 Por.	49-18	1414	242-476	.508	13-31	.419	131-179	.732	57-184-241	60	175-6	48	80	54	628	12.8
99-00 Por.	81-77	2845	542-1045	.519	8-50	.160	233-331	.704	129-457-566	142	216-2	87	157	107	1325	16.4
00-01 Por.	75-75	2940	590-1178	.501	52-162	.321	245-320	.766	147-455-602	212	206-2	90	158	135	1477	19.2
01-02 Por.	79-79	2963	603-1287	.469	114-317	.360	201-274	.734	136-509-645	152	212-0	101	131	101	1521	19.3
02-03 Por.	74-74	2684	515-1094	.471	110-307	.358	200-272	.735	113-455-548	153	223-2	70	140	77	1340	18.1
05-04 Por/Atl./Det.	68-66	2390	425-914	.456	82-248	.331	156-212	.736	102-357-459	156	190-1	61	119	122	1088	16.0
04-05 Det.	79-79	2687	467-1062	.440	75-236	.318	136-195	.697	174-470-644	142	236-1	65	127	115	1145	14.5
05-06 Det.	80-80	2780	459-1067	.430	155-434	.357	136-183	.743	90-457-547	182	232-1	82	85	130	1209	15.1
06-07 Det.	75-72	2419	357-845	.423	104-296	.351	108-137	.788	90-453-543	127	225-3	75	94	118	926	12.3
07-08 Det.	77-76	2346	376-870	.432	112-315	.356	115-150	.767	84-427-511	137	193-3	91	86	129	979	12.7
08-09 Det.	66-63	2123	302-720	.419	113-319	.354	78-101	.772	56-434-490	91	197-3	62	59	86	795	12.0
TOTALS	1009-943	34166	5999-12737	.471	982-2869	.342	2170-3017	.719	1525-6471-6996	1908	2997-35	997	1620	1375	15150	15.0

NBA PLAYOFF RECORD

YEAR TEAM	G-GS	MIN	FGM-FGA	PCT	FG3-FG3A	PCT	FT-FTA	PCT	OFF-DEF-TOT	AST	PF-DQ	STL	TO	BS	PIS	AVG
96-97 Por.	4-4	148	33-56	.589	2-5	.400	11-20	.550	8-16-24	6	17-1	2	6	2	79	19.8
97-98 Por.	4-4	157	23-47	.489	4-5	.800	8-16	.500	7-12-19	11	16-0	2	5	2	58	14.5
98-99 Por.	13-13	468	75-146	.514	1-9	.111	42-58	.724	17-46-63	20	50-1	20	16	11	193	14.8
99-00 Por.	16-16	605	110-225	.489	8-13	.615	58-75	.773	31-72-103	28	52-0	15	23	20	286	17.9
00-01 Por.	3-3	128	19-51	.373	4-11	.364	8-14	.571	5-19-24	7	9-0	1	4	3	50	16.7
01-02 Por.	3-3	125	28-69	.406	7-17	.412	13-16	.813	10-27-37	5	12-0	2	2	2	76	25.3
02-03 Por.	7-7	260	44-97	.454	14-35	.400	20-28	.714	10-26-36	18	26-1	4	6	5	122	17.4
03-04 Det.	23-23	803	118-286	.413	17-70	.243	46-60	.767	47-132-179	37	78-1	13	45	45	299	13.0
04-05 Det.	25-25	826	136-310	.439	29-86	.337	40-54	.741	39-134-173	32	95-1	26	38	44	341	13.6
05-06 Det.	18-18	628	96-223	.430	32-79	.405	29-55	.527	17-97-114	32	65-2	10	25	15	253	14.1
06-07 Det.	16-16	573	86-197	.437	25-72	.347	32-38	.842	19-104-123	28	64-2	19	19	28	229	14.3
07-08 Det.	17-17	585	86-203	.424	24-75	.320	29-39	.744	19-89-108	28	67-1	19	29	33	225	13.2
08-09 Det.	4-4	122	11-30	.367	4-8	.500	0-0	---	2-23-25	3	12-0	2	3	1	26	6.5
TOTALS	153-153	5428	865-1940	.446	171-485	.353	336-473	.710	231-797-1028	255	563-10	135	219	211	2237	14.6

2008-09 SEASON: Appeared in 66 games (63 starts), averaging 12.0 points (.419 FG, .354 3FG, .772 FT), 7.4 rebounds, 1.4 assists and 1.30 blocks in 32.2 minutes per game...Ranks third among players 6-11 or taller in three-point field goals made with 113 (Trailing Troy Murphy – Indiana (161) and Andrea Bargnani – Toronto (119))...Made two or more three-pointers in a game 32 times during the year, including a career-high seven at Milwaukee (2/7)...Made 100-plus three-point field goals for the fourth consecutive season...Shot 50 percent or better from the three-point line on 18 occasions...Led the Pistons in scoring six times and in rebounds 18 times...Scored 10-plus points 42 times and 20-plus points seven times...Grabbed 10-plus rebounds 17 times and 15-plus times...Recorded 15 double-doubles...Recorded four-plus blocks on three occasions, including a career-high-tying six vs. Washington (11/7)...Recorded at least one block in all but 16 games he played during the year...Joins Shaquille O'Neal, Kevin Garnett and Tim Duncan as the only active NBA players with over 12,000 points, 5,000 rebounds, 1,500 assists and 1,000 blocks in their career...Played his 1,000th career game at Atlanta (3/7)...Scored his 15,000th career point at New Orleans (2/25)...Missed four games with a sore right foot (1/2-1/9) and 11 games with a left calf strain (3/11-3/29)...Missed one game at New Jersey (4/1) due to an NBA suspension following his 16th technical foul of the season...**PLAYOFFS:** Averaged 6.5 points and 6.3 rebounds in 30.5 minutes per game during the First Round against Cleveland.

PROFESSIONAL CAREER: 2007-08: Appeared in 77 games (76 starts), averaging 12.7 points (.432 FG, .356 3FG, .767 FT), 6.6 rebounds, 1.8 assists and 1.68 blocks in 30.5 minutes per game...Among NBA leaders, ranked T-10th in blocked shots (1.68 bpg), 39th in steals (1.2 spg) and 40th in rebounds (6.6)...Only player in NBA history to record 100 blocks and 100 three-point field goals made in multiple seasons (four times)...Ranked second among players 6-11 or taller in three-point field goals made with 12 (trailing on Mehmet Okur who netted 114)...Made two or more three-pointers in a game 32 times during the year, including a season-high five four times (at TOR 1/4, at MIL 2/20, vs. DEN 3/18 and vs. PHX 3/24)...Shot 50 percent or better from the three-point line on 28 occasions with the club recording a record of 22-6 record in those games...Shot 38.0 percent from the three-point line in Pistons' victories compared to 30.9 percent in losses...Became one of three players in franchise history to block at least 100 shots in four consecutive seasons (Ben Wallace, Terry Tyler)...Led the Pistons in scoring 12 times, rebounds 16 times and assists once...Scored 10-plus points 47 times, 20-plus points 14 times and 30-plus points once...Grabbed 10-plus rebounds 12 times and 15-plus rebounds twice...Recorded 10 double-doubles (Pistons 8-2 in those games)...Recorded four-plus blocks on six occasions, including a season-high five vs. MIN (4/15)...Recorded at least one block in all but 14 games during the year...Joins Shaquille O'Neal, Kevin Garnett and Tim Duncan as the only active NBA players with over 12,000 points, 5,000 rebounds, 1,500 assists and 1,000 blocks in their career...Enjoyed his best scoring month of the season in February, averaging 15.3 points in 12 games...Scored a season-high 36 points in 42 minutes at CHI (11/8)...Grabbed a season-high 15 rebounds twice (at SA 1/10 and at ORL 1/21)...Missed four games while on the inactive list with a sore left knee (11/23 and 11/25; sprained left ankle 3/7 and 3-9)...DNP-Inactive list once.**PLAYOFFS:** Averaged 13.2 points, 6.4 rebounds, 1.6 assists and 34.4 minutes per game in 17 playoff games (all starts)...Scored his 2000th career postseason point and tied a playoff career-high and franchise record with seven blocks vs. Philadelphia (4/20) in the first round...Made a playoff career-high six three-pointers at Boston (5/28) in the Eastern Conference Finals...**2006-07:** Appeared in 75 games (72 starts), averaging 12.3 points, 7.2 rebounds, 1.7 assists and 1.57 blocks in 32.3 minutes per game...Only player in NBA history to record 100 blocks and 100 three-point field goals in multiple seasons (three times)...Ranked second among players 6-11 or taller in three-point field goals made with 104 (trailing only Mehmet Okur with 127)...Became one of four players in franchise history to block at least 100 shots in three consecutive seasons (Ben Wallace, Terry Tyler and John Salley)...**PLAYOFFS:** Averaged 14.3 points, 7.7 rebounds, 1.8 assists and 1.75 blocks in 35.8 minutes per game...Played and started all 16 games...**2005-06:** Appeared in 80 games (all starts) averaging 15.1 points, 6.8 rebounds, 2.3 assists and 1.62 blocks in 34.6 minutes per game...Ranked first among all NBA players 6-11 or taller in three-point field goals made (ahead of Dirk Nowitzki, Raef LaFrentz, Mehmet Okur and Troy Murphy)...Made a single-season career-high 155 three-point field goals...Teamed with Ben Wallace for the second straight season to become one of three duos in Pistons' history to each block 100-plus shots in a season (Oliver Miller/Mark West in 1994-95 and Terry Tyler/Bill Laimbeer in 1982-83)...**PLAYOFFS:** In 18 playoff games, all starts, averaged 14.1 points, 6.3 rebounds and 34.9 minutes per game...**2004-05:** Appeared in 79 games (all starts), averaging 14.5 points, 8.2 rebounds, 1.8 assists and 1.46 blocks in 34.0 minutes per game...Teamed with Ben Wallace to become one of three duos in Pistons' history to each block 100-plus shots in a season (Oliver Miller/Mark West in 1994-95 and Terry Tyler/Bill Laimbeer in 1982-

continued on next page...

CAREER HIGHS

CAREER REGULAR SEASON SINGLE-GAME HIGHS

Minutes	56, 11/25/05, Washington at Detroit
Field Goals	17, 02/20/01, Denver at Portland (Twice)
Field Goal Attempts	28, 11/25/05, Washington at Detroit
Three-Point Field Goals	7, 02/07/09, Detroit at Milwaukee
Three-Point Attempts	13, 03/03/06, Detroit at Seattle (Three Times)
Free Throws	12, 02/15/03, Seattle at Portland (Twice)
Free Throws Attempts	17, 11/14/00, Portland at Atlanta
Offensive Rebounds	7, 03/18/05, Toronto at Detroit (Five Times)
Defensive Rebounds	16, 01/01/01, Charlotte at Portland
Rebounds	18, 01/01/01, Charlotte at Portland
Assists	8, 12/18/03, Phoenix at Portland
Steals	6, 01/10/98, Portland at Milwaukee
Turnovers	8, 03/26/00, New York at Portland (Twice)
Blocks	6, 11/01/08, Washington at Detroit (Twice)
Points	42, 02/20/01, Denver at Portland

CAREER POSTSEASON SINGLE-GAME HIGHS

Minutes	49, 05/01/05, Detroit at Philadelphia
Field Goals	13, 06/04/00, Detroit at LA Lakers
Field Goal Attempts	27, 04/25/02, Portland at LA Lakers
Three-Point Field Goals	6, 05/28/08, Detroit at Boston
Three-Point Attempts	12, 05/17/07, Detroit at Chicago
Free Throws	11, 05/28/00, LA Lakers at Portland
Free Throws Attempts	13, 05/28/00, LA Lakers at Portland (Twice)
Offensive Rebounds	6, 05/14/04, New Jersey at Detroit (Twice)
Defensive Rebounds	11, 05/21/07, Cleveland at Detroit (Three Times)
Rebounds	14, 04/21/02, Portland at LA Lakers
Assists	6, 05/02/03, Dallas at Portland
Steals	5, 05/12/99, Portland at Phoenix
Turnovers	5, 04/21/08, Detroit at Philadelphia (Four Times)
Blocks	7, 04/20/08, Philadelphia at Detroit (Twice)
Points	34, 05/28/00, LA Lakers at Portland

Rasheed Wallace *continued from previous page.*


83)...**PLAYOFFS:** Started all 25 playoff games, averaging 13.6 points, 6.9 rebounds and 1.8 blocks in 33.0 minutes. **2003-04:** Appeared in 68 games (66 starts), averaging 16.0 points, 6.8 rebounds, 2.3 assists and 1.79 blocks in 35.1 minutes per game with Portland, Atlanta and Detroit...Teamed with Ben Wallace to form the best shot block duo in the league (4.89 bpg)...**PLAYOFFS:** Appeared in all 23 playoff games (all starts), averaging 13.0 points, 7.8 rebounds, 1.6 assists and 1.96 blocks in 35.0 minutes...**2002-03:** Started all 74 games played...Led team with 18.1 points and 7.4 rebounds...**PLAYOFFS:** Scored in double-digits in all seven playoff games...**2001-02:** Appeared in 79 games (all starts), averaging 19.3 points, 8.2 rebounds, 1.9 assists, 1.3 steals and 1.3 blocks in 37.5 minutes per game...Became just the fourth player in NBA history to have more than 100 threes and blocks in a season...**PLAYOFFS:** Averaged a playoff personal-best and team-high 25.3 points and 12.3 rebounds, plus 1.7 assists in 41.7 minutes in three games against the Lakers...**2000-01:** Led team in scoring, rebounding and blocked shots in 77 games...Career-high 42 points vs. DEN (2/20)...Career-high 18 rebounds vs. CHA (1/1)...**1999-2000:** Led team in scoring and blocks, and second in rebounding...**PLAYOFFS:** Averaged a team-high 17.9 points and 1.25 blocks, plus 6.4 rebounds and 1.8 assists in 16 starts...Shot a team-best 48.9% from the field, ninth best in the playoffs... **1998-99:** Was a top candidate for the Sixth Man Award...Came off the bench in 31-of-49 games he saw action in and wound up as the team's second leading scorer with 12.8 points per game... **1997-98:** Ranked eighth in the NBA in FG percentage (53.3%)... **1996-97:** Ranked third in the NBA in FG percentage (55.8%)... **1995-96:** Played in 65 games for the Bullets as a rookie...Was team's sixth leading scorer (10.1 ppg) and fourth leading rebounder (4.1 rpg).

HOW ACQUIRED: Signed as a free agent on July 8, 2009.

COLLEGE CAREER: An early entry candidate for the 1995 NBA Draft, he left North Carolina after two seasons...As a sophomore, selected first team All-America by *The Sporting News* and the USBBWA; second team AP All-American, and member of the John Wooden 10-man All-America Team...Leading career FG shooter in ACC history (63.5%)...Helped lead Tar Heels to the 1995 NCAA Final Four...Named to the Final Four All-Tournament team...Set a UNC single season record for blocked shots with 93 as a sophomore...Led the ACC in FG shooting percentage (55.4) and ranked third in blocks, ninth in rebounding and 10th in scoring average.

PERSONAL: Full name is Rasheed Abdul Wallace...He and his wife, Fatima, have three sons and one daughter...Has two older brothers...His foundation, Rasheed A. Wallace Foundation, holds annual coat and food drives in Philadelphia, Portland and Detroit to help the less fortunate...Adopted the 9th grade at Kettering High School in Detroit in 2004 and helped give the student body opportunities to succeed through funding and work-study programs...Teamed with the Pistons to open the Rasheed Wallace Reading and Learning Center at Kettering High in 2005...Runs annual summer basketball camps in Philadelphia and Chapel Hill...Has his own website, rasheedwallace.com...Is a fan of the Philadelphia Flyers and Phillies but not the Eagles, choosing instead to root for the Kansas City Chiefs...Ran track and high jumped in high school...He is an avid video game player.





POSITION Forward/Center

HEIGHT 6-9

WEIGHT 250

BIRTHDATE 10/21/83

BIRTHPLACE Oklahoma City, OK

HIGH SCHOOL Midwest City HS
(Forest Park, OK)

COLLEGE Duke

YEARS Starting 4th

DRAFTED 5th Overall, 2006 NBA Draft,
Atlanta Hawks

SHELDEN WILLIAMS #13

CAREER STATISTICS

NBA REGULAR SEASON RECORD

YEAR TEAM	G-GS	MIN	FGM-FGA	PCT	FG3-FGSA	PCT	FT-FTA	PCT	OFF-DEF-TOT	AST	PF-DO	STL	TO	BS	PIS	AVG
06-07 Atl.	81-31	1514	166-365	.455	2-4	.500	110-144	.764	131-304-435	44	199-1	52	96	39	444	5.5
07-08 Atl./Sac.	64-0	776	92-212	.434	0-2	.000	71-105	.676	68-137-205	19	110-0	22	35	21	255	4.0
08-09 Sac./Min.	45-0	513	70-157	.446	0-2	.000	46-63	.730	49-104-153	12	64-0	22	34	18	186	4.1
TOTALS	190-31	2803	328-734	.447	2-8	.250	227-312	.728	248-545-793	75	373-1	96	165	78	885	4.7

CAREER HIGHS

CAREER REGULAR SEASON SINGLE-GAME HIGHS

Minutes	41, 04/17/2007, Indiana at Atlanta (Twice)
Field Goals	9, 04/17/2007, Indiana at Atlanta
Field Goal Attempts	13, 04/15/2008, Sacramento at LA Lakers (3 Times)
Three-Point Field Goals	1, 12/31/2006, Atlanta at San Antonio (Twice)
Three-Point Attempts	2, 11/25/2006, Atlanta at Orlando
Free Throws	6, 02/09/2008, Atlanta at Houston (4 Times)
Free Throw Attempts	6, 02/10/2009, Sacramento at Dallas (11 Times)
Offensive Rebounds	8, 12/23/2006, Atlanta at Detroit
Defensive Rebounds	12, 12/27/2006, Cleveland at Atlanta
Total Rebounds	17, 04/16/2007, Atlanta at Milwaukee
Assists	3, 04/08/2009, Minnesota at Golden State (5 Times)
Steals	4, 12/06/2006, Atlanta at Denver
Turnovers	5, 04/10/2007, Boston at Atlanta
Blocks	3, 04/13/2007, Washington at Atlanta (Twice)
Points	21, 04/17/2007, Indiana at Atlanta

CAREER POSTSEASON SINGLE-GAME HIGHS

2008-09 SEASON: Averaged 4.1 points and 3.4 rebounds in 11.4 minutes per game between the Minnesota Timberwolves and the Sacramento Kings...Averaged 4.9 points and 5.0 rebounds in 13.8 minutes per game after being acquired by Minnesota...Appeared in 15 games for the Timberwolves...Averaged 3.7 points and 2.6 rebounds per game for Sacramento in 30 games...Recorded double figures in points in six games...Notched two double-doubles on the season (both after trade to Minnesota)...Recorded a season-high 15 points at Dallas (2/10)...Pulled down a season-high 12 rebounds vs. Denver (4/5)...Recorded 14 points and 11 boards in 18 minutes vs. the LA Lakers (3/6).

PROFESSIONAL CAREER: 2007-08: Averaged 4.0 points (.434 FG%, .676 FT%), 3.2 rebounds and 16.1 minutes in 64 games between Sacramento and Atlanta...Posted 5.2 points, 3.5 rebounds and 12.9 minutes in 28 games off the bench for the Kings...DNP-CD in 16 contests...Scored in double figures four times...Recorded two double-doubles...Shot 50 percent or better in 23 games...Led the Kings in rebounding on four occasions...Scored a season-high-tying 12 points to complement seven rebounds and one block in just 11 minutes at Orlando (12/10)...Registered 10 points, 10 rebounds, one steal and a block in 19 minutes vs. Indiana (12/26)...Reached double figures for the first time as a King, tallying 11 points, seven rebounds and a steal in 14 minutes at Phoenix...Dished a career-high three assists on two occasions (12/11 vs. Toronto and 4/14 vs. San Antonio)...Matched a season-high with 12 points in 22 minutes vs. LA Lakers (4/6)...Equaled a season-best 12 points and logged season-highs of 11 rebounds, three steals and 36 minutes at LA Lakers (4/15)...**2006-07:** Posted 5.5 points, 5.4 rebounds and 18.7 minutes per game in a team-high 81 games as a rookie...Received the organization's Bob Pettit Award, given annually to a Hawks player who exemplifies hustle...Played in the first 47 games of his career before missing one contest due to the flu (2/7/07 at New Jersey)...Named the NBA's Eastern Conference Rookie of the Month for April 2007, tallying 11.6 points, 10.6 rebounds, 1.1 assists, 1.80 steals and 0.90 blocks in 30.4 minutes per game...Ranked first among NBA rookies with eight double-doubles, fifth in offensive rebounding (1.6 oppg), seventh in field goal percentage (.447), 10th in steals and blocks per game and 19th in scoring...Averaged 7.9 points, 7.5 rebounds, 0.90 steals and 0.80 blocks in 31 games as a starter...Hauled in 15 rebounds vs. Milwaukee (11/14)...Swatted a career-high-tying three shots vs. Charlotte (11/19)...Recorded first career double-double with 20 points and 13 rebounds at Detroit (11/22)...Collected a career-high four steals at Denver (12/6)...Pulled down a career-high eight offensive rebounds (15 total) at Detroit (12/23)...Tallied career-highs with 17 rebounds and 41 minutes played at Milwaukee (4/16), encouraging the following night in Atlanta's season finale with a career-best 21 points, 10 rebounds, two assists, two steals and two blocks vs. Indiana (4/17).

HOW ACQUIRED: Signed as a free agent on August 7, 2009.

COLLEGE CAREER: Averaged 13.8 points, 9.1 rebounds, 1.17 steals and 3.13 blocks in 139 career games (started 128) at Duke...Third player in NCAA history to record at least 1,500 points (1,905), 1,000 rebounds (1,262), 350 blocks (422) and 150 steals (161), joining David Robinson and Pervis Ellison with that distinction...Ranks first all-time in Duke annals in rebounding (seventh in ACC history)...Named ACC and NABC Defensive Player of the Year as a junior (2004-05) and a senior (2005-06), becoming only the fifth player to win the awards in consecutive seasons...Also voted to the All-ACC and All-ACC Tournament First Teams in 2005 and 2006...Holds the Blue Devil records for career blocks (17th in NCAA history) and blocks in a single-season (137 in 2005-06)...Ranks fifth in school history in FG% (.573) and 16th in scoring...Earned Associated Press and John R. Wooden First-Team All-America honors as a senior after averaging 18.7 points (.584 FG%, .740 FT%), 10.6 rebounds, 1.1 assists, 1.71 steals and 3.80 blocks in starting all 35 games he played...Corralled a career-best 19 rebounds vs. Virginia Tech (12/4/05)...Recorded the third triple-double in school history with 19 points, 11 rebounds and 10 blocks vs. Maryland (1/12/06)...Posted 15.5 points, 11.2 rebounds, 1.27 steals and 3.70 blocks in 33 starts as a junior, ranking first in the conference in rebounding and blocks and second in FG%...Became the first player coached by Mike Krzyzewski to average a double-double...Helped guide Duke to the 2004 NCAA Final Four as a sophomore, earning All-ACC Second Team, ACC All-Defensive Team, ACC All-Tournament Team, NCAA All-Atlanta Regional and AP All-American Honorable Mention accolades...Voted by the NABC and USBWA to All-District 5 and All-District 3 First Teams...Led the conference and tied ninth nationally in blocked shots (3.00 bpg)...Averaged 11.8 points and a team-leading 8.6 rebounds in the NCAA Tournament...Started all 23 games as a freshman averaging 8.2 points, 5.9 rebounds and 1.58 blocks, finishing fourth in the ACC in blocks, 10th in rebounding and fifth in double-doubles (six).

PERSONAL: Full name is Shelden DeMar Williams...Nickname is "The Landlord"...Son of Bob and Jeannette Williams...Father played basketball at Oklahoma Christian University...Brother Quincy enjoyed a four-year basketball career at North Texas (2004-05 - 2007-08)...Married to WNBA and LA Sparks' star Candace Parker...Majored in sociology with a markets and management studies certificate at Duke...Became the 12th player in Duke history to receive the honor when his #23 jersey was hung from the rafters during a halftime ceremony at Cameron Indoor Stadium on January 28, 2007 vs. Boston College...Member of the National Honor Society and Fellowship of Christian Athletes while attending Midwest City High School (Forest Park, OK)...Visited with Garden Valley Elementary School students in Sacramento as part of the Teacher of the Year program, speaking to children about the importance of staying in school and valuing education...Joined Kings' teammates for the team's annual Cesar Chavez Day of Giving, helping refurbish the Centers for Fathers and Families...Grew up an avid fisherman...Lists hip-hop (Jay-Z) and R&B as his music of choice...Favorite actors include Denzel Washington, Sanaa Lathan and Halle Berry...A fan of the University of Oklahoma and the Dallas Cowboys...Favorite TV shows are *The Family Guy* and *My Wife and Kids*...Shoe size 15 (Nike).



MEDIA RELATIONS/COMMUNICATIONS STAFF



Jeff Twiss

Vice President of Media Services and Alumni Relations



Heather Walker

Director of Public Relations



Brian Olive

Media Relations Coordinator

GAME NIGHT STAFF



Michael Swartz

Media Operations Coordinator



Sherri Geller

Media Operations



Miriam Yorks

Press Box Coordinator

PRACTICE INFORMATION

All Celtics practice sessions are closed to the media, except for the final 30 minutes per NBA policy. Additionally, the coaches office, the training room, the weight room, the back hallway, and the locker room are off limits to the media at all times. All media interviews will be conducted after each practice on the gym floor. One-on-one interviews expected to last longer than 15 minutes need to be prearranged through the Celtics Media Relations Department. Only accredited media will be allowed to attend Celtics practices, as all practices are closed to the general public. The Celtics will usually hold practice at the Sports Authority Training Center in Waltham, MA (see directions below). The Press Room is available to work and wait. **PHOTOGRAPHERS & VIDEOGRAPHERS:** Practices are closed to all video and still photographers, except for the final 30 minutes which will be open for B-Roll. Players and coaches will be available for interviews at the conclusion of practice. Should a private room be needed for a one-on-one interview, arrangements must be made through the Celtics Media Relations Department in advance. Live shots for TV are to be shot from the apron on the playing floor. All videographers, reporters, photographers are barred from the playing surface of the court. PRACTICE TIMES ARE SUBJECT TO CHANGE. Friends, family or guests of media members are not permitted at practices or shootarounds without the prior consent from the Media Relations Department.

SHOOTAROUNDS

Generally, the Celtics shootarounds will take place at the Sports Authority Training Center. All shootarounds are closed to the media, with interviews following for a 15-minute period. SHOOTAROUND TIMES ARE SUBJECT TO CHANGE.

DIRECTIONS TO PRACTICE FACILITY

The Sports Authority Training Center at HealthPoint from Boston: Take the Mass Pike (Route 90 West), go to the second set of toll booths at Weston, MA. Follow signs for Route 128 North. Travel approximately five miles to Exit 27B (Winter Street). Bear right off the ramp, travel two miles, and follow signs to the facility. Please enter the facility through the main entrance for the Boston Sports Club. Travel time from Logan International Airport is approximately 30 minutes.

PRACTICES AT THE TD GARDEN

Access to any Celtics practice held at the TD Garden is through the same press gate entrance as on game nights. Season credentials will give you access to these practices as well. Those media members without season credentials should call the Media Relations office the day before a practice to be properly admitted.

TD GARDEN PARKING

There is no reserved or validated parking for a Celtics game. There is a five-level, 1,150-space underground parking garage located directly under the TD Garden and North Station. The parking lot is accessible via Nashua Street. Additionally, there is limited parking available in the immediate area of the TD Garden .

SEASON CREDENTIALS

The Celtics will issue full season credentials, which will be limited to the working media that have covered 75% or more of our home games in past years. For those media members who receive this pass, your photo will accompany it. Be advised that this pass is required at each game and must be displayed at all times.

SINGLE-GAME CREDENTIALS

Media members wishing to cover an individual home game must contact the Media Relations Department by fax at least 48 hours in advance of that game they wish to cover (or by 5:00 p.m. Thursday for all weekend and Monday games). Single-game passes will be issued on a space-available basis. NBA passes are valid but the Celtics require that you also arrange for a single-game pass from the Media Relations office or staff. The credentials must be confirmed by the Media Relations staff before admittance.

PHOTOGRAPHERS AND TV VIDEOGRAPHERS CREDENTIALS

Season credentials will not be issued to still photographers or television videographers. Credentialed photographers, upon presentation of proper identification at the press gate for each game, must sit at their designated location at the baseline. Photographers will not be allowed to sit on the sidelines at the TD Garden, as any area not specified as space for photographers is off-limits. No photography of any Celtics game shall be released to any individual other than the entity for whom the pass was issued and subject to the rules governing such use as described on the reverse side of the credential. Any variation to this policy will result in forfeiture of future credentials. Single-game photographer and videographer credentials will be issued on a space-available basis. No photographer or videographer is allowed to sit in the three-foot escape lanes, located on both sides of both basket stanchions. All working cameras must have a rubber lens shade per NBA policy. Single-game photographer and videographer passes must be requested at least 48 hours prior to the game they wish to cover.

PRESS GATE ENTRANCE

The press gate is located on the east side of the TD Garden on Legends Way. The press gate will open two hours prior to game time. Celtics season credentials will not allow access to any event in the TD Garden other than a Celtics game.

PRESS ROOM

The press room consists of the dining facility and the working press area located on level three of the TD Garden. After entering the building through the press entrance, proceed to the elevator to level three and the press room is straight ahead. Proper credentials are needed for admittance and a pregame meal. Food and beverage service will become available two hours prior to game time. We ask that professional and courteous consideration be given to the media who are working each game in the work areas. Phone lines and fax service are available for working media. Any special phone needs should be directed to the Celtics Media Relations Department or Lorraine Spadaro at the TD Garden at 617-624-1251.

PREGAME/POSTGAME ACCESS

Coach Rivers will be available to media approximately one hour prior to the scheduled tip-off in the hallway outside of the Celtics locker room. Roughly 10 minutes after each game, Coach Rivers will conduct his postgame press conference in Locker Room 3, which is adjacent to the Celtics locker room. Generally, the visiting Head Coach will conduct his postgame interview outside of the visiting team locker room.

LOCKER ROOM ACCESS

The locker rooms are located on level three of the TD Garden (court level), down the corridor from the press room. Season credentials will have locker room access. Single-game passes will have locker room access but must have the locker room access portion of the press pass attached to the pass to allow for locker room entry. NBA media regulations govern the accessibility to the locker rooms prior to games. In accordance with NBA policy, both the Celtics and visitors locker rooms will be closed 45 minutes prior to game time and will re-open no later than 15 minutes after the game. No autographs are allowed during media access periods. Still photographers will not be permitted in any locker room. Cell phones are not allowed in either team locker room.

SEATING

Media will be assigned seats at either Section 20, at the top of Section 21, the end zone seats, or in the main upper press box (level nine/"Halo"). Media members are encouraged to write from all of these locations due to space restrictions in the working area of the press room. The Media Relations Department will have the final say in all seating arrangements. We ask that you do not switch assigned seats; the Media Relations staff will coordinate any changes. The quarter play-by-play sheets and halftime box scores are distributed as quickly as possible to all locations and monitors are available in selected locales.

AUTOGRAPHS

All requests for autographs for any team personnel must be directed to the Celtics Community Relations Department. No autographs are allowed during media access periods.

VISITORS

There is no standing room in the TD Garden. All entrants to the building must have either a ticket to the game or a prearranged assigned seat.

PLAYER WARMUPS

The playing floor is off-limits to media personnel during pregame warmups. Players are available for interviews in the locker room during the access period. Television and radio interviews must be arranged through the Celtics Media Relations Department, subject to timing and availability. Pregame media interview requests made well in advance are strongly recommended.

TICKETS

Media members who wish to purchase tickets to any Celtics home or road game are advised to request these tickets through the Celtics Media Relations Department or the Ticket Office. Effort will be made to fulfill each request; however, there is no guarantee that each request will be realized. Ticket requests made well in advance are strongly recommended.

TRAVEL ARRANGEMENTS

All media members who wish to cover any Celtics road games must notify the Celtics Media Relations staff by Friday of the preceding week. The Celtics will not make any hotel reservations for traveling media.

STATISTICAL AND PRESS RELEASE INFORMATION

Statistics, team and player information may be found on the Celtics web site at celtics.com. In addition, the NBA operates a 24-hour audio hotline and Fax Back information system throughout the season for members of the media only. Telephone numbers and access guidelines are available through the Celtics Media Relations Department. The Celtics also disseminate information to accredited members of the media through e-mail. Any members of the media wishing to receive press releases and other information via e-mail should contact the Celtics Media Relations Department.

TRAVELING MEDIA



Mike Gorman
Comcast
SportsNet



Tommy Heinsohn
Comcast
SportsNet



Greg Dickerson
Comcast
SportsNet



Donny Marshall
Comcast
SportsNet



Paul Lucey
Comcast
SportsNet



Jim Edmonds
Comcast
SportsNet



Jeff Grice
Comcast
SportsNet



Zack Millican
Comcast
SportsNet



Sean Grande
WEEI



Cedric Maxwell
WEEI



Frank Dell'Apa
Boston
Globe



Gary Washburn
Boston
Globe



Steve Bulpitt
Boston
Herald



Mark Murphy
Boston
Herald



TRADITION ▶



ARNOLD "RED" AUERBACH • 9/20/17 — 10/28/06

Arnold "Red" Auerbach once proclaimed, "The Boston Celtics are not a basketball team, they are a way of life." Auerbach, a member of the National Basketball Association since its formation in 1946, had been with the Celtics since 1950 until his passing in October of 2006.

Auerbach spent the first three seasons of his pro career with the Washington Capitols before moving on to the Tri-Cities Hawks for one campaign. At this point, Walter Brown, who owned the struggling Boston Celtics, appointed Auerbach as the man to lead the squad into what would ultimately become the greatest franchise in pro basketball annals.

He carefully crafted a competitive team, and his moves culminated with an April 29, 1956 transaction that sent Ed Macauley and Cliff Hagan to St. Louis for the Hawks' first-round pick; with that selection, the Celtics chose Bill Russell. This blockbuster trade would spur the Celtics into the most dominant franchise in pro basketball history and helped spawn the legend that is Auerbach and the Celtics. From 1950-1966, Auerbach coached the Celtics to nine world titles, including eight in succession from 1959-1966. His incredible record was 938-479 (.662) in regular-season play and an equally impressive 99-69 (.589) in postseason encounters. Prior to the 1966-67 season, the "coach" removed himself from the bench in order to concentrate on his duties as General Manager, and appointed Bill Russell as player-coach.

With Red's guidance and knowledge, the Celtics continued to win. In 1968 and 1969, the Celtics added two more titles. After a down period in the early 1970s, Auerbach restructured the team, adding key personnel through trades and the draft, and ultimately raised banners in 1974 and 1976. It was the subsequent years that would provide Auerbach with his biggest challenge, as the late '70s proved to be a dismal period for the Celtics. Yet Auerbach once again saved the franchise with the shrewd selection of Larry Bird in the 1978 draft. Although he would have to wait a year before Bird could play in the NBA, Auerbach sensed that the Indiana native was the man to rejuvenate the proud organization. Five other teams had a shot at Bird, but all passed.

In 1981, Boston became the NBA champions again as Auerbach orchestrated another amazing trade, this time dealing the first and 13th picks in the 1981 draft to Golden State for Robert Parish and the third overall pick (Kevin McHale). Boston added two more titles in 1984 and 1986 thanks to the master's keen additions of Danny Ainge, Dennis Johnson, Bill Walton, and others.

Auerbach has been the recipient of numerous distinguished awards and honors throughout his career. In 1968, he was enshrined in the Basketball Hall of Fame in Springfield, MA for all his successes. When the NBA chose its Silver Anniversary Team honoring the best of the league's first 25 years, Red was chosen as coach of that distinguished team. In 1982, he was elected to the Washington Hall of Stars, a Hall of Fame which involves people from all sports. Red was also honored as NBA Coach of the Year in 1965, winning the trophy that now bears his name, and NBA Executive of the Year in 1980. Also in that year, he was selected to the NBA's 35th Anniversary Team as "Greatest Coach in the History of the NBA," by the PBWAA.

In 1985, the Red Auerbach Fund, established in the great coach's name, was created to promote athletic, recreational, and other youth development activities in Boston and throughout the Commonwealth of Massachusetts. January 4, 1985 was a special day in Red's heart and in Boston sports history, as it was on this day that the Celtics family saluted its patriarch by having the number "2" retired in his honor (emblematic as the second most influential person in the organization's annals; similarly, the number "1" is dedicated to the team's founder, Walter Brown). On Red's 68th birthday, September 20, 1985, a life-size sculpture of Auerbach was unveiled and placed in Boston's historic Faneuil Hall Marketplace so the public would have a lasting tribute to this basketball genius and legend.

He received seven honorary degrees from various institutions. Red valued such honors so much that he kept a previous commitment to American International College by delivering its commencement speech on May 22, 1988, even though it prevented him from being at Boston Garden for the deciding game of the Celtics-Hawks' best-of-seven thriller. On that day, AIC presented Auerbach with a Doctor of Humanities Honorary Degree. A week earlier he had received a Doctor of Arts Honorary

Degree from Stonehill College. He has also received Honorary Doctorate Degrees in Humane Letters from Franklin Pierce College, on May 24, 1981, the University of Massachusetts (Boston), in 1982, and from Boston University, on May 13, 1984. In 1986, Central New England College honored him with an Honorary Doctorate Degree in Business Administration. On February 14, 1993, his alma mater, George Washington, bestowed an honorary Doctorate of Public Service Degree, and on June 9, 1998, the university celebrated Red's 80th birthday by unveiling a plaque and a bust of the legendary coach. This tribute is permanently attached to the exterior of the Smith Center, GW's athletic facility.

Red was the author of seven books. His first, *Basketball for the Player, the Fan and Coach*, has been translated into seven languages and is the largest-selling basketball book in print. His second book, co-authored with Paul Sann, was *Winning the Hard Way*, and he also penned a pair of publications written in conjunction with Joe Fitzgerald: *Red Auerbach: An Autobiography* and *Red Auerbach On and Off the Court*. In October, 1991, *M.B.A.: Management by Auerbach*, was co-authored with Ken Dooley. In 1994, *Seeing Red – The Red Auerbach Story* was written with Dan Shaughnessy. In October 2004, his latest book, *Let Me Tell You a Story*, was co-authored with legendary sports writer John Feinstein. In 1987, an excellent instructional video entitled *Winning Basketball* became available to the public featuring the insight, thoughts, and philosophy of Red and three-time NBA Most Valuable Player and Celtics' captain Larry Bird. In 2005, he was recognized as an Honorary Master Chief at the U.S. Coast Guard.

Born in Brooklyn, New York, Red attended Eastern District High School in that city, attended Seth Low Junior College in New York, and George Washington University in the District of Columbia. He played three years of college basketball at GW, and was the team's leading scorer and a defensive specialist. He received a Bachelor of Science in Education in 1940 and a Master of Arts in Education from GW the following year.

Red and Dorothy Auerbach were married in 1941. They have two daughters: Nancy, who is married to former CNN anchorman Reid Collins, and Randy, who is Vice-President of Creative Affairs for Blue Tulip Productions in Hollywood. And one granddaughter, Julie, who is married to Eric Fleiger. They also have a great-grandson, Peter Auerbach Fleiger, and two great-granddaughters, Hope and Noelle Fleiger.

RED AUERBACH'S COACHING RECORD:

SEASON	TEAM	REGULAR SEASON RECORD				PLAYOFFS	
		W	L	PCT.	POS	W	L
1946-47	Washington	49	11	.817	1#	2	4
1947-48	Washington	28	20	.583	4#	-	-
1948-49	Washington	38	22	.633	1#	6	5
1949-50	Tri-Cities	28	29	.491	3+	1	2
1950-51	Boston	39	30	.565	2#	0	2
1951-52	Boston	39	27	.591	2#	1	2
1952-53	Boston	46	25	.648	3#	3	3
1953-54	Boston	42	30	.583	2T#	2	4
1954-55	Boston	36	36	.500	3#	3	4
1955-56	Boston	39	33	.542	2#	1	2
1956-57	Boston	44	28	.611	1*#	7	3
1957-58	Boston	49	23	.681	1#	6	5
1958-59	Boston	52	20	.722	1*#	8	3
1959-60	Boston	59	16	.787	1*#	8	5
1960-61	Boston	57	22	.722	1*#	8	2
1961-62	Boston	60	20	.750	1*#	8	6
1962-63	Boston	58	22	.725	1*#	8	5
1963-64	Boston	59	21	.738	1*#	8	2
1964-65	Boston	62	18	.775	1*#	8	4
1965-66	Boston	54	26	.675	2*#	11	6
TOTALS		938	479	.662		99	69

*Won NBA Championship #Eastern Division +Western Division

YEAR G MIN FGM FGA PCT FTM FTA PCT OFF DEF TOT AST PF-DQ ST BL PTS AVG

ALAA ABDELNABY [#4] 6'10" 240 LBS 06/24/68 DUKE '90

>> Transactions: Traded to Boston for Jon Barry on 12/04/92 (also played 12 games for Milwaukee in 1992-93)...Signed as a free agent by the Sacramento Kings on 07/26/94.

92-93	63	1152	219	417	.525	76	100	.760	114	186	300	17	165-0	19	22	514	8.2
93-94	13	159	24	55	.436	16	25	.640	12	34	46	3	20-0	2	3	64	4.9
TOTALS	76	1311	243	472	.515	92	125	.736	126	220	346	20	185-0	21	25	578	7.6

Three-Point Field Goals: None Attempted.

PLAYOFF RECORD

92-93	4	68	11	24	.458	0	0	.000	2	11	13	1	7-0	0	1	22	5.5
-------	---	----	----	----	------	---	---	------	---	----	----	---	-----	---	---	----	-----

Three-Point Field Goals: None Attempted.

ZAID ABDUL-AZIZ [#54] 6'9" 235 LBS 04/07/46 IOWA STATE '68

>> Transactions: Signed by Boston as a free agent on 02/14/78...Waived on 02/24/78.

77-78	2	24	3	13	.231	2	3	.667	6	9	15	3	4-0	1	1	8	4.0
-------	---	----	---	----	------	---	---	------	---	---	----	---	-----	---	---	---	-----

MARK ACRES [#42] 6'11" 225 LBS 11/15/62 ORAL ROBERTS '85

>> Transactions: Signed by Boston as a free agent on 05/07/81...Selected from Boston by Orlando in the NBA expansion draft on 06/15/89.

87-88	79	1151	108	203	.532	71	111	.640	105	165	270	42	198-2	29	27	287	3.6
88-89	62	632	55	114	.482	26	48	.542	59	87	146	19	94-0	19	6	137	2.2
TOTALS	141	1783	163	317	.514	97	159	.610	164	252	416	61	292-2	48	33	424	3.0

Three-Point Field Goals: 1988-89, 1-for-1 (1.000).

PLAYOFF RECORD

87-88	17	158	14	26	.538	9	18	.500	14	22	36	2	33-0	1	1	37	2.2
88-89	2	2	0	1	.000	0	0	.000	0	1	1	0	0-0	0	0	0	0.0
TOTALS	19	160	14	27	.519	9	18	.500	14	23	37	2	33-0	1	1	37	1.9

Three-Point Field Goals: 1987-88, 0-for-1 (0.000); 1988-89, 0-for-1 (0.000). Totals: 0-for-2 (0.000).

DANNY AINGE [#44] 6'5" 185 LBS 03/17/59 BRIGHAM YOUNG '81

>> Transactions: Second round draft choice (3rd pick overall) in 1981...Traded with Brad Lohaus to the Sacramento Kings for Ed Pinckney and Joe Kleine on 02/23/89 (also played 28 games for Sacramento in 1988-89)

81-82	53	564	79	221	.357	56	65	.862	25	31	56	87	86-1	37	3	219	4.1
82-83	80	2048	357	720	.496	72	97	.742	83	131	214	251	259-2	109	6	791	9.9
83-84	71	1154	166	361	.460	46	56	.821	29	87	116	162	143-2	41	4	384	5.4
84-85	75	2564	419	792	.529	118	136	.868	76	192	268	399	228-4	122	6	971	12.9
85-86	80	2407	353	701	.504	123	136	.904	47	188	235	405	204-4	94	7	855	10.7
86-87	71	2499	410	844	.486	148	165	.897	49	193	242	400	189-3	101	14	1055	14.8
87-88	81	3018	482	982	.491	158	180	.878	59	190	249	503	203-1	115	17	1270	15.7
88-89	45	1349	271	589	.460	114	128	.891	37	117	154	215	108-0	52	1	714	15.9
TOTALS	556	15603	2537	5210	.487	835	963	.867	405	1129	1534	2422	1420-17	671	58	6257	11.3

Three-Point Field Goals: 1981-82, 5-for-17 (.294); 1982-83, 5-for-29 (.172); 1983-84, 6-for-22 (.273); 1984-85, 15-for-56 (.268);

1985-86, 26-for-73 (.356); 1986-87, 85-for-192 (.443); 1987-88, 148-for-357 (.415); 1988-89, 58-for-155 (.374). Totals: 348-for-901 (.386).

PLAYOFF RECORD

81-82	10	129	19	45	.422	10	13	.769	6	7	13	11	21-0	2	1	50	5.0
82-83	7	201	28	72	.389	8	11	.727	2	12	14	25	24-0	5	1	66	9.4
83-84	19	253	41	90	.456	7	10	.700	4	12	-	38	36-0	9	2	91	4.8
84-85	21	687	97	208	.466	30	39	.769	20	38	58	121	76-1	32	1	231	11.0
85-86	18	652	107	193	.554	52	60	.867	22	54	76	93	57-0	41	1	280	15.6
86-87	20	762	116	238	.487	31	36	.861	13	39	52	92	62-0	24	4	295	14.8
87-88	17	670	71	184	.386	37	42	.881	15	38	53	109	64-2	9	1	198	11.6
TOTALS	112	3354	479	1030	.465	175	211	.829	82	200	282	489	340-3	122	11	1211	10.8

Three-Point Field Goals: 1981-82, 2-for-4 (.500); 1982-83, 2-for-5 (.400); 1983-84, 2-for-9 (.222); 1984-85, 7-for-16 (.438); 1985-86, 14-for-34 (.412); 1986-87, 32-for-73 (.438); 1987-88, 19-for-57 (.333). Totals: 78-for-198 (.394).

JEROME ANDERSON [#42] 6'5" 195 LBS 10/09/53 WEST VIRGINIA '75

>> Transactions: Third round draft choice (53rd pick overall) in 1975...Waived on 10/20/76.

75-76	22	126	25	45	.556	11	16	.688	4	9	13	6	25-0	3	3	61	2.8
-------	----	-----	----	----	------	----	----	------	---	---	----	---	------	---	---	----	-----

PLAYOFF RECORD

75-76	4	5	1	3	.333	0	0	.000	1	0	1	1	1-0	0	0	2	0.5
-------	---	---	---	---	------	---	---	------	---	---	---	---	-----	---	---	---	-----

YEAR G MIN FGM FGA PCT FTM FTA PCT OFF DEF TOT AST PF-DQ ST BL PTS AVG

KENNY ANDERSON [#7] 6'1" 168 LBS 10/09/70 GEORGIA TECH '90

>> *Transactions:* Traded by the Toronto Raptors with Zan Tabak and Popeye Jones to Boston for Chauncey Billups, Dee Brown, John Thomas and Roy Rogers on 02/18/98...Traded by Boston with Vitaliy Potapenko and Joseph Forte to Seattle SuperSonics for Vin Baker and Shammond Williams on 07/22/02.

97-98	16	386	64	147	.435	41	49	.837	3	36	39	100	36-0	26	0	179	11.2
98-99	34	1010	161	357	.451	84	101	.832	24	79	103	193	78-1	33	2	412	12.1
99-00	82	2593	434	986	.440	196	253	.775	55	170	225	420	230-4	139	8	1149	14.0
00-01	33	849	88	227	.388	59	71	.831	16	57	73	154	62-0	44	2	246	7.5
01-02	76	2430	312	716	.436	98	132	.742	57	218	275	403	210-4	141	10	731	9.6
TOTALS	241	7268	1059	2433	.435	478	606	.789	155	560	715	1250	616-9	383	22	2717	11.3

Three-Point Field Goals: 1997-98, 10-for-27 (.370); 1998-99, 6-for-24 (.250); 1999-00, 85-for-220 (.386); 2000-01, 11-for-33 (.333); 2001-02, 9-for-33 (.273). Totals: 121-for-337 (.359).

PLAYOFF RECORD

01-02	16	560	82	197	.416	28	35	.800	13	37	50	76	58-1	21	0	192	12.0
-------	----	-----	----	-----	------	----	----	------	----	----	----	----	------	----	---	-----	------

Three-Point Field Goals: None Attempted.

NATE ARCHIBALD [#7] 6'1" 165 LBS 09/02/48 AZ WSTRN/TX-EL PASO '70

>> *Transactions:* Traded by the San Diego Clippers with Marvin Barnes, Billy Knight and two second round draft choices to Boston for Kermit Washington, Kevin Kunnert, Sidney Wicks and the draft rights to Freeman Williams on 08/04/78...Waived on 07/22/83.

78-79	69	1662	259	573	.452	242	307	.788	25	78	103	324	132-2	55	6	760	11.0
79-80	80	2864	383	794	.482	361	435	.830	59	138	197	671	218-2	106	10	1131	14.1
80-81	80	2820	382	766	.499	342	419	.816	36	140	176	618	201-1	75	18	1106	13.8
81-82	68	2167	308	652	.472	236	316	.747	25	91	116	541	131-1	52	3	858	12.6
82-83	66	1811	235	553	.425	220	296	.743	25	66	91	409	110-1	38	4	695	10.5
TOTALS	363	11324	1567	3338	.469	1401	1773	.790	170	513	683	2563	792-7	326	41	4550	12.5

Three-Point Field Goals: 1979-80, 4-for-18 (.222); 1980-81, 0-for-9 (.000); 1981-82, 6-for-16 (.375); 1982-83, 5-for-24 (.208). Totals: 15-for-67 (.224).

PLAYOFF RECORD

79-80	9	332	45	89	.506	37	42	.881	3	8	11	71	28-1	10	0	128	14.2
80-81	17	630	95	211	.450	76	94	.809	6	22	28	107	39-0	13	0	266	15.6
81-82	8	277	30	70	.429	25	28	.893	1	16	17	52	21-0	5	2	85	10.6
82-83	7	161	22	68	.324	22	29	.759	3	7	10	44	12-0	2	0	67	9.6
TOTALS	41	1400	192	438	.438	160	193	.829	13	53	66	274	100-1	30	2	546	13.3

Three-Point Field Goals: 1979-80, 1-for-2 (.500); 1980-81, 0-for-5 (.000); 1981-82, 0-for-4 (.000); 1982-83, 1-for-6 (.167). Totals: 2-for-17 (.118).

JIM ARD [#34] 6'9" 230 LBS 09/19/48 CINCINNATI '70

>> *Transactions:* Signed as a free agent on 10/03/74...Waived on 11/08/77.

74-75	59	719	89	266	.335	48	65	.738	59	140	199	40	96-2	13	32	226	3.8
75-76	81	853	107	294	.364	71	100	.710	96	193	289	48	141-2	12	36	285	3.5
76-77	63	969	96	254	.378	49	76	.645	77	219	296	53	128-1	18	28	241	3.8
77-78	1	9	0	1	.000	1	2	.500	1	3	4	1	1-0	0	0	1	1.0
TOTALS	204	2550	292	815	.358	169	243	.695	233	555	788	142	366-5	43	96	753	3.7

PLAYOFF RECORD

74-75	5	14	1	8	.125	0	0	.000	2	0	2	1	5-0	0	1	2	0.4
75-76	16	110	13	29	.448	11	14	.786	10	16	26	8	29-0	1	3	37	2.3
TOTALS	21	124	14	37	.378	11	14	.786	12	16	28	9	34-0	1	4	39	1.9

CHUCKY ATKINS [#7] 5'11" 160 LBS 08/14/74 SOUTH FLORIDA '96

>> *Transactions:* Acquired from Detroit with Lindsey Hunter, Detroit's 2004 first round draft choice and cash for Mike James to Detroit and Chris Mills to Atlanta on 02/19/04...Traded to Los Angeles Lakers with Chris Mihm and Jumaine Jones for Gary Payton, Rick Fox and a conditional first round draft choice on 08/13/04.

03-04	24	793	104	249	.418	42	54	.778	3	42	45	128	42-0	26	1	289	12.0
-------	----	-----	-----	-----	------	----	----	------	---	----	----	-----	------	----	---	-----	------

Three-Point Field Goals: 39-for-111 (.351).

PLAYOFF RECORD

03-04	4	133	17	39	.436	17	19	.895	3	11	14	15	2-0	3	0	54	13.5
-------	---	-----	----	----	------	----	----	------	---	----	----	----	-----	---	---	----	------

Three-Point Field Goals: 3-for-10 (.300).

DENNIS AWTRY [#34] 6'10" 240 LBS 02/22/48 SANTA CLARA '70

>> *Transactions:* Traded by the Phoenix Suns for cash and a future draft choice on 10/11/78...Traded to the Seattle SuperSonics for cash and a future draft choice on 01/11/79.

78-79	23	247	17	44	.386	16	20	.800	13	34	47	20	37-0	3	6	50	2.2
-------	----	-----	----	----	------	----	----	------	----	----	----	----	------	---	---	----	-----

YEAR G MIN FGM FGA PCT FTM FTA PCT OFF DEF TOT AST PF-DQ ST BL PTS AVG

JOHN BACH [#17] 6'2" 180 LBS 07/10/24 FORDHAM '48
 48-49 34 34 119 .286 51 75 .680 25 24-1 119 3.5

JOHN BAGLEY [#5] 6'0" 205 LBS 04/23/60 BOSTON COLLEGE '83

>> Transactions: Traded by New Jersey Nets for 1991 and 1993 second round draft choices on 10/05/89...Became a free agent after the 1992-93 season.

89-90 54 1095 100 218 .459 29 39 .744 26 63 89 296 77-0 40 4 230 4.3
 90-91 ----- **INJURED** -----
 91-92 73 1742 223 506 .441 68 95 .716 38 123 161 480 123-1 57 4 524 7.2
 92-93 10 97 9 25 .360 5 6 .833 1 6 7 20 11-0 2 0 23 2.3
TOTALS 137 2934 332 749 .443 102 140 .729 65 192 257 796 211-1 99 8 777 5.7
 Three-Point Field Goals: 1989-90, 1-for-18 (.056); 1991-92, 10-for-42 (.238); 1992-93, 0-for-1 (.000). Totals: 11-for-61 (.180).

PLAYOFF RECORD

89-90 5 70 8 15 .533 3 4 .750 3 1 4 17 9-0 4 1 19 3.8
 90-91 ----- **INJURED** -----
 91-92 10 308 42 95 .442 26 37 .703 8 19 27 85 17-0 9 1 111 11.1
 92-93 0 0 0 0 .000 0 0 .000 0 0 0 0 0-0 0 0 0 0.0
TOTALS 15 378 50 110 .455 29 41 .707 11 20 31 102 26-0 13 2 130 8.7
 Three-Point Field Goals: 1989-90, 0-for-1 (.000); 1990-91, None Attempted; 1991-92, 1-for-4 (.250). Totals: 1-for-5 (.200).

VIN BAKER [#42] 6'11" 250 LBS 11/23/71 HARTFORD '93

>> Transactions: Acquired from Seattle with Shammond Williams for Kenny Anderson, Joseph Forte and Vitaly Potapenko on 07/22/02...Became a free agent on 02/18/04.

02-03 52 942 99 207 .478 72 107 .673 90 108 198 29 146-1 22 30 270 5.2
 03-04 37 1000 168 333 .505 82 112 .732 76 134 210 54 98-1 22 23 418 11.3
TOTALS 89 1942 267 540 .494 154 219 .703 166 242 408 83 244-2 44 53 688 7.7
 Three-Point Field Goals: 2002-03, 0 for 4 (.000); 2003-04, 0 for 1 (.000). Totals: 0-for-5 (.000).

MARCUS BANKS [#11] 6'2" 200 LBS 11/19/81 UNLV '03

>> Transactions: Draft rights acquired from Memphis along with the draft rights to Kendrick Perkins, in exchange for the draft rights to Troy Bell and Dainlay Jones on 06/26/03...Traded to the Minnesota Timberwolves along with Mark Blount, Ricky Davis and Justin Reed and two conditional second draft choices for Wally Szczerbiak, Michael Olowokandi, Wayne Jones and a future first round draft choice on January 26, 2006.

03-04 81 1385 177 442 .400 99 131 .756 30 103 133 175 171-2 88 13 480 5.9
 04-05 81 1145 115 286 .402 121 163 .742 29 97 126 155 146-2 63 13 372 4.6
 05-06 18 269 33 80 .413 27 30 .900 4 15 19 32 38-0 7 0 99 5.5
TOTALS 180 2799 325 808 .402 247 324 .762 63 215 278 362 355-4 158 26 951 5.3
 Three-Point Field Goals: 2003-04, 27-for-86 (.314); 2004-05, 21-for-59 (.356); 2005-06, 6-for-9 (.316). Totals: 54-for-154 (.350).

PLAYOFF RECORD

03-04 4 60 7 16 .438 4 4 1.000 1 6 7 7 9-0 2 1 20 5.0
 04-05 7 106 13 29 .448 3 6 .500 1 10 11 7 16-0 4 0 32 4.6
TOTALS 11 166 20 45 .444 7 10 .700 2 16 18 14 25-0 6 1 52 4.7
 Three-Point Field Goals: 2003-04, 2-for-5 (.400); 2004-05, 3-for-6 (.500). Totals: 5-for-11 (.455).

TOM BARKER [#35] 6'11" 230 LBS 03/11/55 HAWAII '76

>> Transactions: Signed as a free agent on 01/19/79...Acquired by the New York Knicks to complete the earlier trade of Bob McAdoo to Boston for future draft choices on 02/14/79 (also played 22 games for New York and 3 games for Houston in 1978-79).

78-79 12 131 21 48 .438 11 15 .733 12 18 30 6 26-0 4 4 53 4.4

DON BARKSDALE [#7, #17] 6'6" 200 LBS 03/31/23 D: 03/18/93 UCLA '47

53-54 63 1358 156 415 .376 149 225 .662 345 117 213-4 461 7.3
 54-55 72 1790 267 699 .382 220 338 .651 545 129 225-7 754 10.5
TOTALS 135 3148 423 1114 380 369 563 .655 890 246 438-11 1215 9.0

PLAYOFF RECORD

53-54 6 106 11 36 .306 8 11 .727 27 7 23-2 30 5.0
 54-55 7 122 18 40 .450 18 21 .857 35 10 17-1 54 7.7
TOTALS 13 228 29 76 .382 26 32 813 62 17 40-3 84 6.4

YEAR	G	MIN	FGM	FGA	PCT	FTM	FTA	PCT	OFF	DEF	TOT	AST	PF-DQ	ST	BL	PTS	AVG
------	---	-----	-----	-----	-----	-----	-----	-----	-----	-----	-----	-----	-------	----	----	-----	-----

JIM BARNES [#28]**6'8" 240 LBS 04/13/41 D: 09/14/02 TEXAS WESTERN '64**

>> Transactions: Sold by the Chicago Bulls to Boston on 12/01/68 (also played 10 games for Chicago in 1968-69)...Sold to the Baltimore Bullets on 10/02/70.

68-69	49	595	92	202	.455	65	92	.707			194	27	107-2			249	5.1
69-70	77	1049	178	434	.410	95	128	.742			350	52	229-4			451	5.9
TOTALS	126	1644	270	636	.425	160	220	.727			544	79	336-6			700	5.6

MARVIN BARNES [#27]**6'9" 225 LBS 07/27/52 PROVIDENCE '74**

>> Transactions: Traded by the San Diego Clippers with Nate Archibald, Billy Knight and future draft choices for Kermit Washington, Kevin Kunnert, Sidney Wicks and the rights to Freeman Williams on 08/04/78...Waived on 02/01/79.

78-79	38	796	133	271	.491	43	66	.652	57	120	177	53	144-3	38	39	309	8.1
-------	----	-----	-----	-----	------	----	----	------	----	-----	-----	----	-------	----	----	-----	-----

JIM BARNETT [#11]**6'4" 180 LBS 07/07/44 OREGON '66**>> Transactions: First round draft choice (8th pick overall) in 1966...Selected by the San Diego Clippers in the expansion draft on 05/01/67.

66-67	48	383	78	211	.370	42	62	.677			53	41	61-0			198	4.1
-------	----	-----	----	-----	------	----	----	------	--	--	----	----	------	--	--	-----	-----

PLAYOFF RECORD

66-67	5	26	6	21	.286	2	2	1.000			4	1	5-0			14	2.8
-------	---	----	---	----	------	---	---	-------	--	--	---	---	-----	--	--	----	-----

ERNIE BARRETT [#23]**6'3" 180 LBS 12/27/29 KANSAS STATE '51**

>> Transactions: First round draft choice in 1951.

53-54	59	641	60	191	.314	14	25	.560			100	55	116-2			134	2.3
55-56	72	1451	207	533	.388	93	118	.788			243	174	184-4			507	7.0
TOTALS	131	2092	267	724	.369	107	143	.748			343	229	300-6			641	4.9

PLAYOFF RECORD

53-54	6	63	3	20	.150	2	2	1.000			6	4	14-0			8	1.3
55-56	3	45	4	13	.308	3	3	1.000			7	4	7-0			11	3.7
TOTALS	9	106	7	33	.212	5	5	1.000			13	8	21-0			19	2.1

DANA BARROS [#11, #13] 5'11" 163 LBS 04/13/67 BOSTON COLLEGE '89

>> Transactions: Signed as an unrestricted free agent on 09/22/95...Traded to the Dallas Mavericks as part of a four-team deal in which Boston received Robert Pack, John Williams and cash considerations from Dallas and a conditional first-round draft choice from the Utah Jazz, Dallas received Billy Curley from the Golden State Warriors and Howard Eisley from Utah, Utah received Donyell Marshall from Golden State and Bruno Sundov from Dallas and Golden State received Danny Fortson from Boston and Adam Keefe from Utah on 08/16/00...Signed for remainder of the season on 04/14/04.

95-96	80	2328	379	806	.470	130	147	.884	21	171	192	306	116-1	58	3	1038	13.0
96-97	24	708	110	253	.435	37	43	.860	5	43	48	81	34-0	26	6	300	12.5
97-98	80	1686	281	609	.461	122	144	.847	28	125	153	286	124-0	83	6	784	9.8
98-99	50	1156	168	371	.453	64	73	.877	16	89	105	208	64-1	52	5	464	9.3
99-00	72	1139	196	435	.451	66	76	.868	13	86	99	133	80-0	31	4	517	7.2
03-04	1	11	2	3	.667	2	2	1.000	0	0	0	0	2-0	0	0	6	6.0
TOTALS	307	7028	1136	2477	.459	421	485	.868	83	514	597	1014	420-2	250	24	3109	10.1

Three-Point Field Goals: 1995-96, 150-for-368 (.408); 1996-97, 43-for-105 (.410); 1997-98, 100-for-246 (.407); 1998-99, 64-for-160 (.400); 1999-00, 59-for-144 (.410); 2003-04, None Attempted; Totals: 416-for-1023 (.406).

TONY BATTIE [#4]**6'11" 240 LBS 02/11/76 TEXAS TECH '98**

>> Transactions: Acquired from the Los Angeles Lakers for Travis Knight on 01/21/99...Traded with Kedrick Brown and Eric Williams for Ricky Davis, Chris Mihm, Michael Stewart and a second round draft choice on 12/15/03.

98-99	50	1121	147	283	.519	41	61	.672	96	204	300	53	159-1	29	71	335	6.7
99-00	82	1505	219	459	.477	102	151	.675	152	258	410	63	249-4	47	70	541	6.6
00-01	40	845	108	201	.537	44	69	.638	73	160	233	16	126-3	27	60	260	6.5
01-02	74	1819	211	390	.541	88	130	.677	184	297	481	35	219-3	60	67	510	6.9
02-03	67	1683	199	369	.539	88	118	.746	148	285	433	49	197-2	33	81	487	7.3
03-04	23	501	56	117	.479	23	33	.697	39	79	118	21	55-0	8	20	136	5.9
TOTALS	336	7474	1087	1819	.598	386	562	.687	692	1283	1975	237	1005-13	204	369	2269	6.8

Three-Point Field Goals: 1998-99, 0-for-3 (.000); 1999-00, 1-for-8 (.125); 2000-01, 0-for-3 (.000); 2001-02, 0-for-2 (.000); 2002-03, 1-for-5 (.200); 2003-04, 1-for-1 (1.000). Totals 3-for-22 (.137)

PLAYOFF RECORD

01-02	16	443	42	86	.488	13	21	.619	39	82	121	13	51-1	10	30	97	6.1
02-03	10	213	31	55	.564	4	8	5.000	13	36	49	5	42-1	4	14	66	6.6
TOTALS	26	656	73	141	.518	17	29	.586	52	118	170	18	93-2	14	44	163	10.2

Three-Point Field Goals: 2001-02, None Attempted; 2002-03, 0-for-3 (.000).

YEAR G MIN FGM FGA PCT FTM FTA PCT OFF DEF TOT AST PF-DQ ST BL PTS AVG

KENNY BATTLE [#8] 6'6" 210 LBS 10/10/64 ILLINOIS '89

>> Transactions: Signed to the first of two ten-day contracts on 01/08/92 (also played 8 games for Golden State in 1991-92)...Signed as a free agent on 09/16/92...Waived on 12/04/92.

91-92	8	46	3	4	.750	8	8	1.000	3	6	9	0	4-0	1	0	14	1.8
92-93	3	29	6	13	.462	2	2	1.000	7	4	11	2	2-0	1	0	14	4.7
TOTALS	11	75	9	17	.529	10	10	1.000	10	10	20	2	6-0	2	0	28	2.5

Three-Point Field Goals: 1992-93, 0-for-1 (.000).

MOE BECKER [#5] 6'1" 185 LBS 02/24/17 D: 01/09/96 DUQUESNE '41

46-47	6		5	22	.227	3	4	.750				1	15			13	2.2
-------	---	--	---	----	------	---	---	------	--	--	--	---	----	--	--	----	-----

Also played 17 games for Pittsburgh and 20 for Detroit in 1946-47.

HANK BEENDERS [#6] 6'6" 185 LBS 06/02/16 D: 10/25/03 LONG ISLAND '42

48-49	8		6	28	.214	7	9	.778				3	9			19	2.4
-------	---	--	---	----	------	---	---	------	--	--	--	---	---	--	--	----	-----

BOB BIGELOW [#34, #52] 6'7" 215 LBS 12/26/53 PENN '75

>> Transactions: Signed as a free agent on 02/24/78 (also played 1 game for Kansas City in 1977-78)...Released on 03/06/78...Re-signed on 09/15/78...Waived on 10/03/78.

77-78	4	17	3	12	.250	0	0	.000	1	3	4	0	1-0	0	0	6	1.5
-------	---	----	---	----	------	---	---	------	---	---	---	---	-----	---	---	---	-----

CHAUNCEY BILLUPS [#4] 6'3" 202 LBS 09/25/76 COLORADO '99

>> Transactions: First round draft choice (3rd pick overall) in 1997...Traded to the Toronto Raptors with Dee Brown, John Thomas and Roy Rogers for Kenny Anderson, Zan Tabak and Popeye Jones on 02/18/98.

97-98	51	1296	177	454	.390	147	180	.817	40	73	113	217	118-1	77	2	565	11.1
-------	----	------	-----	-----	------	-----	-----	------	----	----	-----	-----	-------	----	---	-----	------

Three-Point Field Goals: 1997-98: 64-for-189 (.339).

DAVE BING [#44] 6'3" 180 LBS 11/29/43 SYRACUSE '66

>> Transactions: Signed as a free agent on 09/28/77...Not re-signed after the 1977 season and retired.

77-78	80	2256	422	940	.449	244	296	.824	76	136	212	300	247-2	79	18	1088	13.6
-------	----	------	-----	-----	------	-----	-----	------	----	-----	-----	-----	-------	----	----	------	------

LARRY BIRD [#33] 6'9" 220 LBS 12/07/56 INDIANA STATE '79

>> Transactions: First round draft choice, as a junior eligible, (6th pick overall) in 1978...Retired after the 1991-92 season.

79-80	82	2955	693	1463	.474	301	360	.836	216	636	852	370	279-4	143	53	1745	21.3
80-81	82	3239	719	1503	.478	283	328	.863	191	704	895	451	239-2	161	63	1741	21.2
81-82	77	2923	711	1414	.503	328	380	.863	200	637	837	447	244-0	143	66	1761	22.9
82-83	79	2982	747	1481	.504	351	418	.840	193	677	870	458	197-0	148	71	1867	23.6
83-84	79	3028	758	1542	.492	374	421	.888	181	615	796	520	197-0	144	69	1908	24.2
84-85	80	3161	918	1760	.522	403	457	.882	164	678	842	531	208-0	129	98	2295	28.7
85-86	82	3113	796	1606	.496	441	492	.896	190	615	805	557	182-0	166	51	2115	25.8
86-87	74	3005	786	1497	.525	414	455	.910	124	558	682	566	185-3	135	70	2076	28.1
87-88	76	2965	881	1672	.527	415	453	.916	108	595	703	467	157-0	125	57	2275	29.9
88-89	6	189	49	104	.471	18	19	.947	1	36	37	29	18-0	6	5	116	19.3
89-90	75	2944	718	1517	.473	319	343	.930	90	622	712	562	173-2	106	61	1820	24.3
90-91	60	2277	462	1017	.454	163	183	.891	53	456	509	431	118-0	108	58	1164	19.4
91-92	45	1662	353	758	.466	150	162	.926	46	388	434	306	82-0	42	33	908	20.2
TOTALS	897	34443	8591	17334	.496	3960	4471	.886	1757	7217	8974	5695	2279-11	1556	755	21791	24.3

Three-Point Field Goals: 1979-80, 58-for-143 (.406); 1980-81, 20-for-74 (.270); 1981-82, 11-for-52 (.212); 1982-83, 22-for-77 (.286); 1983-84, 18-for-73 (.247); 1984-85, 56-for-131 (.427); 1985-86, 82-for-194 (.423); 1986-87, 90-for-225 (.400); 1987-88, 98-for-237 (.414); 1988-89, None Attempted; 1989-90, 65-for-195 (.333); 1990-91, 77-for-198 (.389); 1991-92, 52-for-128 (.406); Totals: 649-for-1727 (.376).

YEAR	G	MIN	FGM	FGA	PCT	FTM	FTA	PCT	OFF	DEF	TOT	AST	PF-DQ	ST	BL	PTS	AVG
PLAYOFF RECORD																	
79-80	9	372	83	177	.469	22	25	.880	22	79	101	42	30-0	14	8	192	21.3
80-81	17	750	147	313	.470	76	85	.894	49	189	238	103	53-0	39	17	373	21.9
81-82	12	490	88	206	.427	37	45	.822	33	117	150	67	43-0	23	17	214	17.8
82-83	6	240	49	116	.422	24	29	.828	20	55	75	41	15-0	13	3	123	20.5
83-84	23	961	229	437	.524	167	190	.879	62	190	252	136	71-0	54	27	632	27.5
84-85	20	815	196	425	.461	121	136	.890	53	129	182	115	54-0	34	19	520	26.0
85-86	18	770	171	331	.517	101	109	.927	34	134	168	148	55-0	37	11	466	25.9
86-87	23	1015	216	454	.476	176	193	.912	41	190	231	165	55-1	27	19	622	27.0
87-88	17	763	152	338	.450	101	113	.894	29	121	150	115	45-0	36	14	417	24.5
88-89	0																
89-90	5	207	44	99	.444	29	32	.906	7	39	46	44	10-0	5	5	122	24.4
90-91	10	396	62	152	.408	44	51	.863	8	64	72	65	28-0	13	3	171	17.1
91-92	4	107	21	42	.500	3	4	.750	2	16	18	21	7-0	1	2	45	11.3
TOTALS	164	6886	1458	3090	.472	901	1012	.890	360	1323	1683	1062	466-1	296	145	3897	23.8

Three-Point Field Goals: 1979-80, 4-for-15 (.267); 1980-81, 3-for-8 (.375); 1981-82, 1-for-6 (.167); 1982-83, 1-for-4 (.250); 1983-84, 7-for-17 (.412); 1984-85, 7-for-25 (.280); 1985-86, 23-for-56 (.411); 1986-87, 14-for-41 (.341); 1987-88, 12-for-32 (.375); 1988-89, None Attempted; 1989-90, 5-for-19 (.263); 1990-91, 3-for-21 (.143); 1991-92, 0-for-5 (.000). Totals: 80-for-249 (.321).

OTIS BIRDSONG [#12] 6'3" 195 LBS 12/09/55 HOUSTON '77

>> Transactions: Signed to a ten-day contract on 03/29/89...Re-signed on 04/10/89 for the remainder for the season.

88-89	13	108	18	36	.500	0	2	.000	4	9	13	9	10-0	3	1	37	2.8
-------	----	-----	----	----	------	---	---	------	---	---	----	---	------	---	---	----	-----

Three-Point Field Goals: 1988-89, 1-for-3 (.333).

PLAYOFF RECORD

88-89	3	20	1	5	.200	0	0	.000	0	2	2	1	3-0	1	1	2	0.7
-------	---	----	---	---	------	---	---	------	---	---	---	---	-----	---	---	---	-----

Three-Point Field Goals: 1988-89, 0-for-2 (.000).

JAMES BLACKWELL [#8] 6'0" 190 LBS 02/25/68 DARTMOUTH '91

>> Transactions: Signed to first of two consecutive ten-day contracts on 02/28/95...Contract was not renewed after second ten-day contract expired on 03/09/95 (also played 4 games for Charlotte in 1994-95).

94-95	9	61	6	10	.600	2	3	.667	2	6	8	6	7-0	3	0	14	1.6
-------	---	----	---	----	------	---	---	------	---	---	---	---	-----	---	---	----	-----

Three-Point Field Goals: None Attempted.

MEYER BLOOM [#10] 6'6" 190 LBS 01/14/15 D: 1993 TEMPLE

47-48	14		46	169	.272	37	57	.649				14	37			129	9.2
-------	----	--	----	-----	------	----	----	------	--	--	--	----	----	--	--	-----	-----

PLAYOFF RECORD

47-48	3		11	42	.262	14	19	.737				2	10			36	12.0
-------	---	--	----	----	------	----	----	------	--	--	--	---	----	--	--	----	------

Also played 34 games for Baltimore in 1947-48.

MARK BLOUNT [#30] 7'0" 250 LBS 11/30/75 PITTSBURGH '97

>> Transactions: Acquired from the Denver Nuggets, along with Mark Bryant, in exchange for Shammond Williams, a 2003 Second Round draft choice and cash on 02/20/03...Traded to the Minnesota Timberwolves along with Marcus Banks, Ricky Davis and Justin Reed and two conditional second draft choices for Wally Szczerbiak, Michael Olowokandi, Dwayne Jones and a future first round draft choice on January 26, 2006.

00-01	64	1098	101	200	.505	46	66	.697	97	134	231	32	183-0	39	76	248	3.9
01-02	44	415	32	76	.421	30	37	.811	26	59	85	10	59-0	16	19	94	2.1
02-03	27	518	45	80	.563	30	40	.750	49	76	125	21	75-1	20	17	120	4.4
03-04	82	2402	342	604	.566	159	221	.719	207	382	589	75	253-4	80	106	843	10.3
04-05	82	2130	327	618	.529	117	164	.713	143	254	397	129	229-4	33	64	771	9.4
05-06	39	1083	194	380	.511	97	127	.764	36	126	162	66	107-3	15	36	485	12.4
TOTALS	338	7646	1041	1958	.532	479	655	.731	558	1031	1589	333	906-12	203	318	2561	7.6

Three-Point Field Goals: 2004-05, 0-for-1 (.000)

PLAYOFF RECORD

01-02	4	39	2	4	.500	2	2	1.000	3	4	7	1	7-0	2	2	6	1.5
02-03	10	144	12	22	.545	7	10	.700	12	24	36	2	20-0	11	8	31	3.1
03-04	4	145	17	35	.486	14	19	.737	10	27	37	4	17-0	6	8	48	12.0
04-05	4	43	4	14	.286	0	2	.000	3	3	6	1	6-0	0	0	8	2.0
TOTALS	22	371	35	75	.467	23	33	.697	28	58	86	8	50-0	19	18	93	4.2

Three-Point Field Goals: None Attempted.

YEAR G MIN FGM FGA PCT FTM FTA PCT OFF DEF TOT AST PF-DQ ST BL PTS AVG

RON BONHAM [#21] 6'5" 200 LBS 05/31/42 CINCINNATI '64

>> Transactions: Second round draft choice (16th pick overall) in 1964...Selected by the Chicago Bulls in the expansion draft on 04/30/66.

64-65	37	369	91	220	.414	92	112	.821			78	19	33-0			274	7.4
65-66	39	312	76	207	.367	52	61	.852			35	11	29-0			204	5.2
TOTALS	76	681	167	427	.390	144	173	.836			113	30	62-0			478	6.3

PLAYOFF RECORD

64-65	4	13	5	12	.417	4	5	.800			1	0	1-0			14	3.5
65-66	5	16	7	11	.636	3	9	.333			3	0	2-0			17	3.4
TOTALS	9	29	12	23	.522	7	14	.500			4	0	3-0			31	3.4

TOM BOSWELL [#31] 6'9" 225 LBS 10/02/53 SOUTH CAROLINA STATE '75

>> Transactions: First round draft choice (17th pick overall) in 1975...Completed contract with Boston; signed by Denver Nuggets as a veteran free agent on 09/08/78...Boston received a future draft choice as compensation.

75-76	35	275	41	93	.441	14	24	.583	26	45	71	16	70-1	2	1	96	2.7
76-77	70	1083	175	340	.515	96	135	.711	111	195	306	85	237-9	27	8	446	6.4
77-78	65	1149	185	357	.518	93	123	.756	117	171	288	71	204-5	25	14	463	7.1
TOTALS	170	2507	401	790	.508	203	282	.720	254	411	665	172	511-15	54	23	1005	5.9

PLAYOFF RECORD

75-76	3	3	1	2	.500	0	0	.000	0	1	1	0	2-0	0	0	2	0.7
76-77	9	81	8	18	.444	4	6	.667	10	10	20	7	18-0	1	0	20	2.2
TOTALS	12	84	9	20	.450	4	6	.667	10	11	21	7	20-0	1	0	22	1.8

BRUCE BOWEN [#12] 6'7" 200 LBS 06/14/71 CAL-STATE FULLERTON '93

>> Transactions: Signed as a free agent on 07/28/91...Signed as a free agent by the Philadelphia 76ers on 09/16/99.

97-98	61	1305	122	298	.409	76	122	.623	79	95	174	81	174-0	87	29	340	5.6
98-99	30	494	26	93	.280	11	24	.458	15	37	52	28	51-2	21	9	70	2.3
TOTALS	91	1799	148	391	.379	87	146	.596	94	132	226	109	235-2	108	39	410	4.5

Three-Point Field Goals: 1997-98, 20-for-59 (.339); 1998-99, 7-for-26 (.269). Totals: 27-for-85 (.318).

HARRY BOYKOFF [#24] 6'10" 227 LBS 07/24/22 D: 02/20/01 ST. JOHN'S '47

50-51

Also played for Tri-Cities in 1950-51. Games played for Boston were not recorded.

CHARLES BRADLEY [#35] 6'5" 215 LBS 05/16/59 WYOMING '81

>> Transactions: First round draft choice (23rd pick overall) in 1981...Waived on 10/21/83.

81-82	51	339	55	122	.451	42	62	.677	12	26	38	22	61-0	14	6	152	3.0
82-83	51	532	69	176	.392	46	90	.511	30	48	78	28	84-0	32	27	184	3.6
TOTALS	102	871	124	298	.416	88	152	.579	42	74	116	50	145-0	46	33	336	3.3

Three-Point Field Goals: 1981-82, 0-for-1 (.000); 1982-83, 0-for-3 (.000). Totals: 0-for-4 (.000).

PLAYOFF RECORD

81-82	7	18	2	8	.250	0	2	.000	1	4	5	1	6-0	1	0	4	0.6
82-83	2	4	0	0	.000	0	0	.000	0	0	0	0	0-0	0	0	0	0.0
TOTALS	9	22	2	8	.250	0	2	.000	1	4	5	1	6-0	1	0	4	0.4

Three-Point Field Goals: None Attempted.

BOB BRANNUM [#18] 6'5" 235 LBS 05/28/26 D: 02/05/05 KENTUCKY/MICHIGAN STATE

>> Transactions: Traded by Fort Wayne Pistons with Bill Sharman for the rights to Charlie Share in 1951.

51-52	66	1324	149	404	.369	107	171	.626			406	76	235-9			405	6.1
52-53	71	1900	188	541	.348	110	185	.595			537	147	287-17			486	6.8
53-54	71	1729	140	453	.309	129	206	.626			509	144	280-10			409	5.8
54-55	71	1623	176	465	.378	90	127	.709			492	127	232-6			442	6.2
TOTALS	279	6576	653	1863	.351	436	689	.633			1944	494	1034-42			1742	6.2

PLAYOFF RECORD

51-52	3	48	4	12	.333	1	6	.167			10	3	16-2			9	3.0
52-53	6	83	12	23	.522	7	11	.636			21	10	23-2			31	5.2
53-54	6	136	11	38	.289	6	11	.545			45	10	29-2			28	4.7
54-55	7	225	26	61	.426	11	19	.579			79	13	32-2			63	9.0
TOTALS	22	492	53	134	.396	25	47	.532			155	36	100-8			131	5.6

YEAR G MIN FGM FGA PCT FTM FTA PCT OFF DEF TOT AST PF-DQ ST BL PTS AVG

CARL BRAUN [#4] 6'5" 180 LBS 09/25/27 COLGATE '49

61-62 48 414 78 207 .377 20 27 .741 50 71 49-0 176 3.7

PLAYOFF RECORD

61-62 6 42 11 28 .393 3 4 .750 7 2 3-0 25 4.2

J.R. BREMER [#9] 6'2" 185 LBS 09/19/80 ST. BONAVENTURE '02

>> Transactions: Signed as a free agent on 07/17/02...Traded to the Cleveland Cavaliers with Bruno Sundov and a conditional second-round draft choice in exchange for Jamaune Jones on 07/29/03.

02-03 64 1503 171 464 .369 85 111 .766 18 127 145 164 80-1 38 3 528 8.3
Three-Point Field Goals: 2002-03, 101-for-286 (.353).

PLAYOFF RECORD

02-03 10 147 16 56 .286 7 8 .875 0 15 15 12 12-0 3 0 47 4.7
Three-Point Field Goals: 2002-03, 8-for-32 (.250).

FRANK BRICKOWSKI [#34] 6'9" 248 LBS 08/14/59 PENN STATE '81

>> Transactions: Signed as a free agent on 08/01/96...Rights were renounced on 07/07/97.

96-97 17 255 32 73 .438 10 14 .714 6 28 34 15 42-1 5 4 81 4.8
Three-Point Field Goals: 1996-97, 7-for-20 (.350).

AL BRIGHTMAN [#8] 6'2" 195 LBS 09/22/23 D: 06/10/92 MORRIS HARVEY/LING BCH STATE '59

46-47 58 223 870 .256 121 193 .627 60 115 567 9.8

DEE BROWN [#7] 6'2" 185 LBS 11/29/68 JACKSONVILLE '90

>> Transactions: First round draft choice (19th pick overall) in 1990...Traded to the Toronto Raptors with Chauncey Billups, John Thomas and Roy Rogers for Kenny Anderson, Zan Tabak and Popeye Jones on 02/18/98.

90-91 82 1945 284 612 .464 137 157 .873 41 141 182 344 161-0 83 14 712 8.7
91-92 31 883 149 350 .426 60 78 .769 15 64 79 164 74-0 33 7 363 11.7
92-93 80 2254 328 701 .468 192 242 .793 45 201 246 461 203-2 138 32 874 10.9
93-94 77 2867 490 1021 .480 182 219 .831 63 237 300 347 207-3 156 47 1192 15.5
94-95 79 2792 437 977 .447 236 277 .852 63 186 249 301 181-0 110 49 1236 15.6
95-96 65 1591 246 616 .399 135 158 .854 36 100 136 146 119-0 80 12 695 10.7
96-97 21 522 61 166 .367 18 22 .818 8 40 48 67 45-0 31 7 160 7.6
97-98 41 811 109 255 .427 19 28 .679 10 52 62 53 76-1 44 6 280 6.8
TOTALS 476 13665 2104 4698 .448 979 1181 .829 281 1021 1302 1883 1066-6 675 174 5512 11.6

Three-Point Field Goals: 1990-91, 7-for-34 (.206); 1991-92, 5-for-22 (.227); 1992-93, 26-for-82 (.317); 1993-94, 30-for-96 (.313); 1994-95, 126-for-327 (.385); 1995-96, 68-for-220 (.309); 1996-97, 20-for-65 (.308); 1997-98, 43-for-113 (.381). Totals: 325-for-959 (.339).

PLAYOFF RECORD

90-91 11 284 53 108 .491 28 34 .824 9 36 45 41 32-0 11 6 134 12.2
91-92 6 120 22 44 .500 4 6 .667 3 9 12 31 16-2 1 4 48 8.0
92-93 4 133 15 41 .366 14 14 1.000 2 4 6 15 11-0 2 4 45 11.3
94-95 4 172 26 62 .419 14 16 .875 6 14 20 19 12-0 5 1 75 18.8
TOTALS 25 709 116 255 .455 60 70 .857 20 63 83 106 71-2 19 15 302 12.1

Three-Point Field Goals: 1990-91, 0-for-5 (.000); 1991-92, 0-for-3 (.000); 1992-93, 1-for-7 (.143); 1994-95, 9-for-26 (.346). Totals: 10-for-41 (.244).

KEDRICK BROWN [#5] 6'7" 222 LBS 03/18/81 OKALOOSA-WALTON CC '03

>> Transactions: First round draft choice (11th pick overall) in 2001...Traded to Cleveland with Tony Battie and Eric Williams for Ricky Davis, Chris Mihm, Michael Stewart and a second round draft choice on 12/15/03.

01-02 29 245 23 70 .329 12 20 .600 11 39 50 15 18-0 18 7 63 2.2
02-03 51 666 61 171 .375 20 32 .625 45 95 140 20 68-0 34 13 145 2.8
03-04 21 408 45 99 .455 8 13 .615 18 50 68 25 38-1 17 2 110 5.2
TOTALS 101 1319 129 340 .379 40 65 .615 74 184 258 60 124-1 69 22 318 3.1

Three-Point Field Goals: 2001-02, 5-for-27 (.185); 2002-03, 3-for-39 (.077); 2004-04, 12-for-52 (.231). Totals: 20-for-98 (.98).

PLAYOFF RECORD

01-02 2 3 2 2 1.000 0 0 .000 0 0 0 0 0-0 0 1 5 2.5
02-03 3 11 1 4 .250 1 2 .500 2 0 2 0 0-0 1 0 3 1.0
TOTALS 5 14 3 6 .500 1 2 .500 2 0 2 0 0-0 1 1 8 1.6

Three-Point Field Goals: 2001-02, 1-for-1 (1.000); 2002-03, None Attempted; Totals: 1-for-1 (1.000).

YEAR G MIN FGM FGA PCT FTM FTA PCT OFF DEF TOT AST PF-DQ ST BL PTS AVG

P.J. BROWN [#93] 6'11" 239 LBS 10/14/69 LOUISIANA TECH '93

>> Transactions: Signed as a free agent on February 27, 2008.

07-08 18 209 14 41 .341 11 16 .688 29 39 68 10 29-0 5 8 39 2.2
Three-Point Field Goals: 2007-08, 0-for-1 (.000).

PLAYOFF RECORD

07-08 25 341 26 56 .464 21 25 .840 18 41 59 12 58-0 5 10 73 2.9
Three-Point Field Goals: 2007-08, 0-for-1 (.000).

RANDY BROWN [#11] 6'2" 190 LBS 05/22/68 NEW MEXICO STATE '91

>> Transactions: Signed as a free agent on 08/03/00...Traded with Joe Johnson, Mitt Palacio and a 2002 first-round draft choice to the Phoenix Suns for Tony Delk and Rodney Rogers on 02/20/02.

00-01 54 1238 100 237 .422 23 40 .575 23 76 99 154 132-1 62 10 223 4.1
01-02 1 6 0 1 .000 0 0 .000 0 0 0 2 1-0 0 1 0 0.0
TOTALS 55 1244 100 238 .420 23 40 .575 23 76 99 156 133-1 62 11 223 4.1

Three-Point Field Goals: 2000-01, 0-for-3 (.000); 2001-02, None Attempted. Totals: 0-for-3 (.000).

RICK BRUNSON [#40] 6'4" 200 LBS 06/14/72 TEMPLE '95

>> Transactions: Signed as a free agent on 11/06/00...Placed on waivers on 11/21/00.

00-01 7 142 10 35 .286 4 9 .444 2 7 9 24 16-0 7 1 26 3.7
Three-Point Field Goals: 2000-01, 2-for-11 (.182).

EMMETTE BRYANT [#7] 6'1" 175 LBS 11/04/38 DEPAUL '64

>> Transactions: Traded by the Phoenix Suns for a second round draft choice on 08/27/68...Selected by the Buffalo Braves in the expansion draft on 05/11/70.

68-69 80 1388 197 488 .404 65 100 .650 192 176 264-9 459 5.7
69-70 71 1617 210 520 .404 135 181 .746 269 231 201-5 555 7.8
TOTALS 151 3005 407 1008 .404 200 281 .712 461 407 465-14 1014 6.7

PLAYOFF RECORD

68-69 18 607 79 193 .409 40 53 .755 88 54 75-0 198 11.0

MARK BRYANT [#11] 6'9" 250 LBS 04/25/65 SETON HALL '88

>> Transactions: Traded with Mark Blount by the Denver Nuggets for Shammond Williams, a 2003 second-round draft choice and cash on 02/20/03...Completed contract and was not re-signed.

02-03 2 9 0 1 .000 0 0 .000 0 2 2 1 2-0 0 0 0 0.0
Three-Point Field Goals: 2002-03, None Attempted.

PLAYOFF RECORD

02-03 1 2 0 0 .000 0 0 .000 0 0 0 0 0-0 0 0 0 0.0
Three-Point Field Goals: 2002-03, None Attempted.

QUINN BUCKNER [#28] 6'3" 190 LBS 08/20/54 INDIANA '76

>> Transactions: Traded by the Milwaukee Bucks for Dave Cowens on 09/09/82...Traded to the Indiana Pacers for a future second round draft choice on 09/03/85.

82-83 72 1565 248 561 .442 74 117 .632 62 125 187 275 195-2 108 5 570 7.9
83-84 79 1249 138 323 .427 48 74 .649 41 96 137 214 187-0 84 3 324 4.1
84-85 75 858 74 193 .383 32 50 .640 26 61 87 148 142-0 63 2 180 2.4
TOTALS 226 3672 460 1077 .427 154 241 .639 129 282 411 637 524-2 255 10 1074 4.8

Three-Point Field Goals: 1982-83, 0-for-4 (.000); 1983-84, 0-for-6 (.000); 1984-85, 0-for-1 (.000). Totals: 0-for-11 (.000).

PLAYOFF RECORD

82-83 7 98 16 37 .432 0 2 .000 1 9 10 2 18-1 1 0 32 4.6
83-84 23 268 32 79 .405 12 22 .545 12 23 35 28 52-0 13 0 76 3.3
84-85 15 86 13 22 .591 5 8 .625 2 5 7 12 24-0 6 0 31 2.1
TOTALS 45 452 61 138 .442 17 32 .531 15 37 52 42 94-1 20 0 139 3.1

Three-Point Field Goals: 1982-83, 0-for-2 (.000); 1983-84, 0-for-1 (.000). Totals: 0-for-3 (.000).

JUNIOR BURROUGH [#5] 6'8" 242 LBS 01/18/73 VIRGINIA '95

>> Transactions: Second round draft choice (33rd pick overall) in 1995...Elected to play overseas in August, 1995.

95-96 61 496 64 170 .376 61 93 .656 45 64 109 15 74-0 15 10 189 3.1
Three-Point Field Goals: 1995-96, None Attempted.

YEAR G MIN FGM FGA PCT FTM FTA PCT OFF DEF TOT AST PF-DQ ST BL PTS AVG

ELBERT BUTLER [#9] 6'2" 175 LBS 07/09/38 NIAGARA '61
 61-62 5 47 13 29 .448 5 13 4
 Also played 54 games for New York in 1961-62.

RICK CARLISLE [#34] 6'5" 207 LBS 10/27/59 MAINE/VIRGINIA '84

>> Transactions: Third round draft choice (70th pick overall) in 1984...Waived on 11/07/87.

84-85 38 179 26 67 .388 15 17 .882 8 13 21 25 21-0 3 0 67 1.8
 85-86 77 760 92 189 .487 15 23 .652 22 55 77 104 92-1 19 4 199 2.6
 86-87 42 297 30 92 .326 15 20 .750 8 22 30 35 28-0 8 0 80 1.9
TOTALS 157 1236 148 348 .425 45 60 .750 38 90 128 164 141-1 30 4 346 2.2
 Three-Point Field Goals: 1984-85, 0-for-2 (.000); 1985-86, 0-for-10 (.000); 1986-87, 5-for-16 (.313); Totals: 5-for-28 (.176).

PLAYOFF RECORD

84-85 ----- INJURED -----
 85-86 10 54 8 15 .533 3 4 .750 3 2 5 8 9-0 2 0 19 1.9
 86-87 ----- INJURED -----
TOTALS 10 54 8 15 .533 3 4 .750 3 2 5 8 9-0 2 0 19 1.9
 Three-Point Field Goals: Totals: None Attempted.

CHRIS CARR [#43] 6'6" 220 LBS 03/12/74 SO. ILLINOIS '95

>> Transactions: Signed as a free agent on 08/21/00...Not re-signed as a free agent on 07/01/01.

00-01 35 309 53 112 .473 46 60 .767 11 33 44 11 45-1 4 3 169 4.8
 Three-Point Field Goals: 2000-01, 17-for-37 (.459).

MICHAEL LEON CARR [#30] 6'6" 210 LBS 01/09/51 GUILFORD '73

>> Transactions: Signed as a free agent on 10/10/74...Waived on 10/15/74...Signed as a veteran free agent on 07/24/79...Detroit received Bob McDoo and Boston received two 1980 first round draft choices to complete compensation on 09/06/79...Retired after the 1984-85 season.

79-80 82 1994 362 763 .474 178 241 .739 106 224 330 156 214-1 120 36 914 11.1
 80-81 41 655 97 216 .449 53 67 .791 26 57 83 56 74-0 30 18 248 6.0
 81-82 56 1296 184 409 .450 82 116 .707 56 94 150 128 136-2 67 21 455 8.1
 82-83 77 883 135 315 .429 60 81 .741 51 86 137 71 140-0 48 10 333 4.3
 83-84 60 585 70 171 .409 42 48 .875 26 49 75 49 67-0 17 4 185 3.1
 84-85 47 397 62 149 .416 17 17 1.000 21 22 43 24 44-0 21 6 150 3.2
TOTALS 363 5810 910 2023 .450 432 570 .758 196 532 818 484 675-3 303 95 2285 6.3
 Three-Point Field Goals: 1979-80, 12-for-41 (.293); 1980-81, 1-for-14 (.071); 1981-82, 5-for-17 (.294); 1982-83, 3-for-19 (.158); 1983-84, 3-for-15 (.200); 1984-85, 9-for-23 (.391). Totals: 33-for-129 (.256).

PLAYOFF RECORD

79-80 9 172 32 80 .400 16 24 .667 14 19 33 11 20-0 6 1 82 9.1
 80-81 17 288 42 101 .416 18 24 .750 8 17 25 14 32-0 10 6 102 6.0
 81-82 12 305 37 105 .352 15 23 .652 21 22 43 28 30-0 11 0 89 7.4
 82-83 3 22 2 8 .250 2 2 1.000 1 0 1 0 3-0 0 2 6 2.0
 83-84 16 82 13 32 .406 10 11 .909 5 3 8 4 13-0 7 0 38 2.4
 84-85 7 24 4 15 .267 0 0 0.000 1 1 2 1 4-0 1 0 9 1.3
TOTALS 64 893 129 341 .378 61 84 .726 50 62 112 58 102-0 35 9 326 5.1
 Three-Point Field Goals: 1979-80, 2-for-5 (.400); 1980-81, 0-for-4 (.000); 1981-82, 0-for-4 (.000); 1982-83, 0-for-1 (.000); 1983-84, 2-for-6 (.333); 1984-85, 1-for-2 (.500); Totals 5-for-22 (.227).

YEAR G MIN FGM FGA PCT FTM FTA PCT OFF DEF TOT AST PF-DQ ST BL PTS AVG

SAM CASSELL [#28] 6'3" 193 LBS 11/18/69 FLORIDA STATE

>> Transactions: Signed as a free agent on 03/04/08...Traded to Sacramento with cash considerations for a future, conditional, second round pick on 02/17/09.

07-08 17 299 50 130 .385 21 25 .840 5 26 31 35 29-0 9 3 130 7.6
Three-Point Field Goals: 2007-08, 9-for-22 (.409).

PLAYOFF RECORD

07-08 21 264 37 111 .333 14 17 .824 2 13 15 25 30-0 8 1 99 4.5
Three-Point Field Goals: 2008-09, 6-for-28 (.214).

DON CHANEY [#12, #42] 6'5" 210 LBS 03/22/46 HOUSTON '68

>> Transactions: First round draft choice (12th pick overall) in 1968...Played out his option on 09/01/75 and signed with the Los Angeles Lakers...Traded by Los Angeles with Kermit Washington and future considerations for Charlie Scott on 12/27/77 (played 9 games with Los Angeles in 1977-78).

68-69 20 209 36 113 .319 8 20 .400 46 19 32-0 80 4.0
69-70 63 839 115 320 .359 82 109 .752 152 72 118-0 312 5.0
70-71 81 2289 348 766 .454 234 313 .748 463 235 288-1 930 11.5
71-72 79 2275 373 786 .475 197 255 .773 395 202 295-7 943 11.9
72-73 79 2488 414 859 .482 210 267 .787 449 221 276-6 1038 13.1
73-74 81 2258 348 750 .464 149 180 .828 210 168 378 176 247-7 83 62 845 10.4
74-75 82 2208 321 750 .428 133 165 .806 171 199 370 181 244-5 122 66 775 9.5
77-78 42 702 91 233 .391 33 39 .846 36 69 105 49 93-0 36 10 215 5.1
78-79 65 1074 174 414 .420 36 42 .857 63 78 141 75 167-3 72 11 384 5.9
79-80 60 523 67 189 .354 32 42 .762 31 42 73 38 80-1 31 11 167 2.8
TOTALS 652 14865 2287 5180 .442 1114 1432 .778 511 556 2572 1268 1840-40 344 160 5689 8.7
Three-Point Field Goals: 1979-80, 1-for-6 (.167).

PLAYOFF RECORD

68-69 7 25 1 6 .167 3 4 .750 4 0 7-0 5 0.7
71-72 11 271 41 81 .506 15 20 .750 39 22 39-0 97 8.8
72-73 12 288 39 82 .476 12 17 .706 40 25 41-1 90 7.5
73-74 18 545 65 141 .461 41 50 .820 37 40 77 40 64-0 24 9 171 9.5
74-75 11 294 48 105 .457 23 29 .793 24 14 38 21 46-2 21 5 119 10.8
TOTALS 59 1423 194 415 .467 94 120 .783 61 54 198 108 197-3 45 14 482 8.2

CALBERT CHEANEY [#40] 6'7" 217 LBS 07/17/71 INDIANA '93

>> Transactions: Signed as a free agent on 08/05/99...Traded with Robert Pack to the Denver Nuggets for Chris Herren and Bryant Siltth on 10/16/00.

99-00 67 1309 120 273 .440 9 21 .429 23 115 138 80 158-3 44 14 267 4.0
Three-Point Field Goals: 1999-00, 18-for-54 (.333).

CARLOS CLARK [#40] 6'4" 209 LBS 08/10/60 MISSISSIPPI '83

>> Transactions: Fourth round draft choice (91st pick overall) in 1983...Waived on 10/22/85.

83-84 31 127 19 52 .365 16 18 .889 7 10 17 17 13-0 8 1 54 1.7
84-85 62 612 64 152 .421 41 53 .774 29 40 69 48 66-0 35 2 169 2.7
TOTALS 93 689 83 204 .407 57 71 .803 36 50 86 65 79-0 43 3 223 2.4
Three-Point Field Goals: 1983-84, 0-for-2 (.000), 1984-85, 0-for-5 (.000), Totals: 0-for-7 (.000).

PLAYOFF RECORD

83-84 8 20 4 10 .400 1 2 .500 1 0 1 1 3-0 1 2 9 1.1
84-85 3 11 3 5 .600 2 2 1.000 2 0 2 3 2-0 1 0 8 2.7
TOTALS 11 31 7 15 .467 3 4 .750 3 0 3 4 5-0 2 2 17 1.5
Three-Point Field Goals: None Attempted.

CHARLES CLAXTON [#51] 7'0" 265 LBS 12/13/70 GEORGIA '95

>> Transactions: Signed as a free agent on 10/24/95...Waived on 11/27/95.

95-96 3 7 1 2 .500 0 2 .000 2 0 2 0 4-0 0 1 2 0.7
Three-Point Field Goals: 1995-96, None Attempted.

BEN CLYDE [#33] 6'7" 198 LBS 06/10/51 FLORIDA STATE '74

>> Transactions: Fifth round draft choice (89th pick overall) in 1974...Waived on 03/06/75.

74-75 25 157 31 72 .431 7 9 .778 15 26 41 5 34-1 5 3 69 2.8

YEAR	G	MIN	FGM	FGA	PCT	FTM	FTA	PCT	OFF	DEF	TOT	AST	PF-DQ	ST	BL	PTS	AVG
------	---	-----	-----	-----	-----	-----	-----	-----	-----	-----	-----	-----	-------	----	----	-----	-----

BIMBO COLES [#12]**6'2" 182 LBS 04/22/68****VIRGINIA TECH '90**

>> Transactions: Signed as a free agent on 03/08/05...Completed contract and was not re-signed.

02-03	14	175	22	49	.449	8	8	1.000	1	10	11	16	17-0	6	0	52	3.7
-------	----	-----	----	----	------	---	---	-------	---	----	----	----	------	---	---	----	-----

Three-Point Field Goals: 2002-03, 0-for-7 (.000).

PLAYOFF RECORD

02-03	3	9	0	4	.000	0	0	.000	0	1	1	2	1-0	0	0	0	0.0
-------	---	---	---	---	------	---	---	------	---	---	---	---	-----	---	---	---	-----

Three-Point Field Goals: 2002-03, 0-for-2 (.000).

GENE CONLEY [#17]**6'9" 230 LBS 11/10/30****WASHINGTON STATE '52**

52-53	39	461	35	108	.324	18	31	.581			171	19	74-1			88	2.3
58-59	50	663	86	262	.328	37	64	.578			276	19	117-2			209	4.2
59-60	71	1330	201	539	.373	76	114	.667			590	32	270-10			478	6.7
60-61	75	1242	183	495	.370	106	153	.693			550	40	275-15			472	6.3
TOTALS	235	3696	505	1404	.360	237	362	.655			1587	110	736-28			1247	5.3

PLAYOFF RECORD

58-59	11	157	24	66	.364	6	13	.462			75	7	40-2			54	4.9
59-60	13	269	34	88	.386	16	22	.727			116	3	59-2			84	6.5
60-61	9	56	12	33	.364	7	12	.583			31	1	20-0			31	3.4
TOTALS	33	482	70	187	.374	29	47	.617			222	11	119-4			169	5.1

MARTY CONLON [#0, #30] 6'11" 245 LBS 01/19/68**PROVIDENCE '90**

>> Transactions: Signed as a free agent on 11/02/96...Rights renounced on 07/07/97. Signed on 10/21/99, but was on Injured List from 11/1/99-12/12/99; waived on 12/13/99.

96-97	74	1614	214	454	.471	144	171	.842	128	195	323	104	154-2	46	18	574	7.8
-------	----	------	-----	-----	------	-----	-----	------	-----	-----	-----	-----	-------	----	----	-----	-----

Three-Point Field Goals: 1996-97, 2-for-10 (.200).

KEVIN (CHUCK) CONNORS [#11] 6'7" 205 LBS 04/10/21 D: 11/10/92**SETON HALL**

46-47	49		94	380	.247	39	84	.464				40	129			227	4.6
47-48	4		5	13	.385	2	3	.667				1	5			12	3.0
TOTALS	53		99	393	.252	41	87	.471				41	134			239	4.5

NORM COOK [#52]**6'9" 210 LBS 03/21/55****KANSAS '77**>> Transactions: First round draft choice (16th pick overall) in 1976...Waived on 10/20/77.

76-77	25	138	27	72	.375	9	17	.529	10	17	27	5	27-0	10	3	63	2.5
-------	----	-----	----	----	------	---	----	------	----	----	----	---	------	----	---	----	-----

PLAYOFF RECORD

76-77	1	3	2	2	1.000	0	0	.000	0	0	0	0	0-0	0	0	4	4.0
-------	---	---	---	---	-------	---	---	------	---	---	---	---	-----	---	---	---	-----

CHUCK COOPER [#11]**6'5" 220 LBS 09/29/26 D: 02/05/84****DUQUESNE '50**

50-51	66		207	601	.344	201	267	.753			562	174	219-7			615	9.3
51-52	66	1976	197	545	.361	149	201	.741			502	134	219-8			543	8.2
52-53	70	1994	157	466	.337	144	190	.758			439	112	258-11			458	6.5
53-54	70	1101	78	261	.299	78	116	.672			304	74	150-1			234	3.3
TOTALS	272		639	1873	.341	572	774	.739			1807	494	846-27			1850	6.8

PLAYOFF RECORD

50-51	2		4	12	.333	2	5	.400			13	3	8-0			10	5.0
51-52	3	128	8	25	.320	17	19	.895			16	4	17-2			33	11.0
52-53	6	195	19	48	.396	27	27	.815			39	14	27-2			60	10.0
53-54	6	108	8	16	.500	11	8	.727			31	4	21-1			24	4.0
TOTALS	17		39	101	.386	49	62	.790			99	25	73-5			127	7.5

CHRIS CORCHIANI [#12]**6'1" 186 LBS 03/28/68 NORTH CAROLINA STATE '91**

>> Transactions: Signed as a free agent on 09/15/93...Not re-signed after the 1993-94 season.

93-94	51	467	40	94	.426	26	38	.684	8	36	44	86	47-0	22	2	117	2.3
-------	----	-----	----	----	------	----	----	------	---	----	----	----	------	----	---	-----	-----

Three-Point Field Goals: 1993-94, 11-for-38 (.289).

YEAR G MIN FGM FGA PCT FTM FTA PCT OFF DEF TOT AST PF-DQ ST BL PTS AVG

MEL COUNTS [#11] 7'0" 230 LBS 10/16/41 OREGON STATE '64

>> Transactions: First round draft choice (7th pick overall) in 1964...Traded to the Baltimore Bullets for Bailey Howell on 09/01/66.

64-65	54	572	100	272	.368	58	74	.784		265	19	134-1			258	4.8
65-66	67	1021	221	549	.403	120	145	.828		432	50	207-5			562	8.4
TOTALS	121	1593	321	821	.391	178	219	.813		697	69	341-6			820	6.8

PLAYOFF RECORD

64-65	4	30	4	15	.267	1	1	1.000		11	1	10-0			9	2.3
65-66	10	82	14	39	.359	15	17	.882		40	3	26-0			43	4.3
TOTALS	14	112	18	54	.333	16	18	.889		51	4	36-0			52	3.7

BOB COUSY [#14] 6'1" 175 LBS 08/09/28 HOLY CROSS '50

>> Transactions: NBA rights drawn out of a hat by the Celtics in a dispersal of the Chicago Stags franchise in 1950...Traded to the Cincinnati Royals for Bill Dinwiddie on 11/18/69.

50-51	69		401	1138	.352	276	365	.756		474	341	185-2			1078	15.6
51-52	66	2681	512	1388	.369	409	506	.808		421	441	190-5			1433	21.7
52-53	71	2945	464	1320	.352	479	587	.816		449	547	227-4			1407	19.8
53-54	72	2857	486	1262	.385	411	522	.787		394	518	201-3			1383	19.2
54-55	71	2747	522	1316	.397	460	570	.807		424	557	165-1			1504	21.2
55-56	72	2767	440	1223	.360	476	564	.844		492	642	206-2			1356	18.8
56-57	64	2364	478	1264	.378	363	442	.821		309	478	134-0			1319	20.6
57-58	65	2222	445	1262	.353	277	326	.850		322	463	136-1			1167	18.0
58-59	65	2403	484	1260	.384	329	385	.855		359	557	135-0			1297	20.0
59-60	75	2588	568	1481	.384	319	403	.792		352	715	146-2			1455	19.4
60-61	76	2468	513	1382	.371	352	452	.779		331	587	196-0			1378	18.1
61-62	75	2114	462	1181	.391	251	333	.754		261	584	135-0			1175	15.7
62-63	76	1975	392	988	.397	219	298	.735		193	515	175-0			1003	13.2
TOTALS	917	30131	6167	16465	.375	4621	5753	.803		4781	6945	2231-20			16955	18.5

PLAYOFF RECORD

50-51	2		9	42	.214	10	12	.833		15	12	8-0			28	14.0
51-52	3	138	26	65	.400	41	44	.932		12	19	13-1			93	31.0
52-53	6	270	46	120	.383	61	73	.836		25	37	21-0			153	25.5
53-54	6	260	33	116	.284	60	75	.800		32	38	20-0			126	21.0
54-55	7	299	53	139	.381	46	48	.958		43	65	26-0			152	21.7
55-56	3	124	28	56	.500	23	25	.920		24	26	4-0			79	26.3
56-57	10	440	67	207	.324	68	91	.747		61	93	27-0			202	20.2
57-58	11	457	67	196	.342	64	75	.853		71	82	20-0			198	18.0
58-59	11	460	72	221	.326	70	94	.745		76	119	28-0			214	19.5
59-60	13	468	80	262	.305	39	51	.765		48	116	27-0			199	15.3
60-61	10	337	50	147	.340	67	88	.761		43	91	33-1			167	16.7
61-62	14	474	86	241	.357	52	76	.684		64	123	43-0			224	16.0
62-63	13	413	72	204	.353	39	47	.830		32	116	44-2			183	14.1
TOTALS	109	4140	689	2016	.342	640	799	.801		546	937	314-4			2018	18.5

DAVE COWENS [#18] 6'8 1/2" 230 LBS 10/25/48 FLORIDA STATE '70

>> Transactions: First round draft choice (4th pick overall) in 1970...Traded to the Milwaukee Bucks for Quinn Buckner on 09/09/82.

70-71	81	3076	550	1302	.422	273	373	.732		1216	228	350-15			1373	17.0	
71-72	79	3186	657	1357	.484	175	243	.720		1203	245	314-10			1489	18.8	
72-73	82	3425	740	1637	.452	204	262	.779		1329	333	311-7			1684	20.5	
73-74	80	3352	645	1475	.437	228	274	.832	264	993	1257	354	294-7	95	101	1518	19.0
74-75	65	2632	569	1199	.475	191	244	.783	229	729	958	296	243-7	87	73	1329	20.4
75-76	78	3101	611	1305	.468	257	340	.756	335	911	1246	325	314-10	94	71	1479	19.0
76-77	50	1888	328	756	.434	162	198	.818	147	550	697	248	181-7	46	49	818	16.4
77-78	77	3215	598	1220	.490	239	284	.842	248	830	1078	351	297-5	102	67	1435	18.6
78-79	68	2517	488	1010	.483	151	187	.807	152	500	652	242	263-16	76	51	1127	16.6
79-80	66	2159	422	932	.453	95	122	.779	126	408	534	206	216-2	69	61	940	14.2
TOTALS	726	28551	5608	12193	.460	1975	2527	.782	1501	4921	10170	2828	2783-86	569	473	13192	18.2

Three Point Field Goals: 1979-80, 1-for-12 (.083).

YEAR	G	MIN	FGM	FGA	PCT	FTM	FTA	PCT	OFF	DEF	TOT	AST	PF-DQ	ST	BL	PTS	AVG
PLAYOFF RECORD																	
71-72	11	441	71	156	.455	28	47	.596			152	33	50-2			170	15.5
72-73	13	598	129	273	.473	27	41	.659			216	48	54-2			285	21.9
73-74	18	772	161	370	.435	47	59	.797			240	66	85-2			369	20.5
74-75	11	479	101	236	.428	23	26	.885	60	180	240	66	85-2	21	17	369	20.5
75-76	18	798	156	341	.457	66	87	.759	87	209	296	83	85-4	22	13	378	21.0
76-77	9	379	66	148	.446	17	22	.773	29	105	134	36	37-3	8	13	149	16.6
79-80	9	301	49	103	.476	10	11	.909	18	48	66	21	37-0	9	7	108	12.0
TOTALS	89	3768	733	1627	.451	218	293	.744	243	674	1285	333	398-15	78	56	1684	18.9

Three-Point Field Goals: 1979-80, 0-for-2 (.000).

HAL CRISLER [#15]																	
6'3" 215 LBS 12/31/23 D: 11/02/87 SAN JOSE STATE																	
46-47	4		2	6	.333	2	2	1.000					0	6		6	1.5

RICKY DAVIS [#12]																	
6'7" 195 LBS 09/23/79 IOWA '98																	

>> *Transactions:* Acquired from Cleveland on December 15, 2003, along with Chris Mihm, Michael Stewart and a Second Round draft choice, in exchange for Tony Battie, Kedrick Brown and Eric Williams...Traded to the Minnesota Timberwolves along with Marcus Banks, Mark Blount and Justin Reed and two conditional second draft choices for Wally Szczerbiak, Michael Olowokandi, Dwayne Jones and a future first round draft choice on January 26, 2006.

03-04	57	1678	312	639	.488	145	198	.732	59	178	237	148	120-0	71	14	804	14.1
04-05	82	2696	481	1041	.462	286	351	.815	66	183	249	246	174-1	89	27	1309	16.0
05-06	42	1747	329	709	.464	129	164	.787	40	147	187	221	91-1	49	9	827	19.7
TOTALS	181	6121	1122	2389	.470	560	713	.785	165	508	673	615	385-2	209	50	2940	16.2

Three-Point Field Goals: 2003-04, 35-for-92 (.380); 2004-05, 61-for-180 (.339); 2005-06, 40-for-125 (.320). Totals: 136-for-397 (.340).

PLAYOFF RECORD																	
03-04	4	123	16	40	.400	11	16	.688	3	9	12	14	7-0	2	0	47	11.8
04-05	7	240	32	74	.432	20	26	.769	5	20	25	14	23-1	9	2	87	12.4
TOTALS	11	363	48	114	.421	31	42	.738	8	29	37	28	30-1	11	2	134	12.2

Three-Point Field Goals: 2003-04, 4-for-10 (.400); 2004-05, 3-for-9 (.333). Totals: 7-for-19 (.368).

TONY DAWSON [#45]																	
6'7" 220 LBS 08/25/67 FLORIDA STATE '89																	

>> *Transactions:* Signed to the first of two consecutive ten-day contracts on 03/28/95...Was not re-signed after the 1994-95 season.

94-95	2	13	3	8	.375	1	1	1.000	0	3	3	1	4-0	0	0	8	4.0
-------	---	----	---	---	------	---	---	-------	---	---	---	---	-----	---	---	---	-----

Three-Point Field Goals: 1994-95, 1-for-3 (.333).

TODD DAY [#13]																	
6'6" 188 LBS 01/7/70 ARKANSAS '92																	

>> *Transactions:* Traded by the Milwaukee Bucks with Alton Lister for Sherman Douglas on 11/26/95...Rights were renounced on 07/07/91 (also played 8 games for Milwaukee in 1995-96).

95-96	71	1636	277	746	.371	200	261	.766	62	140	202	102	198-1	77	48	849	12.0
96-97	81	2277	398	999	.398	256	331	.773	109	221	330	117	208-0	108	48	1178	14.5
TOTALS	152	3913	675	1745	.384	456	592	.769	171	361	532	219	406-1	185	96	2027	13.4

Three-Point Field Goals: 1995-96, 95-for-277 (.343); 1996-97, 126-for-348 (.362). Totals: 221-for-625 (.354).

DARREN DAYE [#20]																	
6'8" 221 LBS 11/30/60 UCLA '83																	

>> *Transactions:* Signed as a free agent on 12/11/86 (also played 1 game for Chicago in 1986-87)...Waived on 02/24/88.

86-87	61	724	101	202	.500	34	65	.523	37	87	124	75	98-0	25	7	236	3.9
87-88	47	655	112	217	.516	59	87	.678	30	46	76	71	68-0	29	4	283	6.0
TOTALS	108	1379	213	419	.508	93	152	.612	67	133	200	146	166-0	54	11	519	4.8

Three-Point Field Goals: 1986-87, None Attempted; 1987-88, 0-for-1 (.000). Totals: 0-for-1 (.000).

PLAYOFF RECORD																	
86-87	23	240	42	72	.583	32	37	.865	11	21	32	13	33-1	9	3	116	5.0

Three-Point Field Goals: Totals: None Attempted.

ANDREW DECLERCQ [#45]																	
6'10" 230 LBS 02/01/73 FLORIDA '95																	

>> *Transactions:* Signed as a free agent on 07/28/91...Traded with a 1999 first-round draft choice to the Cleveland Cavaliers for Vitally Potapenko on 03/11/99.

97-98	81	1523	169	340	.497	101	168	.601	180	212	392	59	277-3	85	49	439	5.4
98-99	14	258	28	57	.491	19	29	.655	33	30	63	10	51-1	13	9	75	5.4
TOTALS	95	1781	197	397	.496	120	197	.609	213	242	455	69	328-4	98	58	514	5.4

Three-Point Field Goals: 1997-98, 0-for-1 (.000); 1998-99, None Attempted. Totals: 0-for-1 (.000).

YEAR G MIN FGM FGA PCT FTM FTA PCT OFF DEF TOT AST PF-DQ ST BL PTS AVG

TONY DELK [#7] 6'2" 189 LBS 1/28/74 KENTUCKY '96

>> *Transactions:* Acquired from Phoenix with Rodney Rogers for Randy Brown, Mir Palacio, Joe Johnson and a 2002 first round draft choice on 02/20/02...Traded with Antoine Walker to Dallas for Raef LaFrentz, Chris Mills, Jiri Welsch and a 2004 first round draft choice on 10/20/03.

01-02	22	570	60	172	.349	22	30	.733	20	59	79	51	38-0	22	6	162	7.4
02-03	67	1873	233	560	.416	68	87	.782	41	191	232	146	124-0	72	10	654	9.8
TOTALS	89	2443	293	732	.400	90	117	.769	61	250	311	197	162-0	94	16	816	9.2

Three-Point Field Goals: 2001-02, 20-for-67 (.299); 2002-03, 120-for-304 (.395). Totals: 140-for-371 (.377).

PLAYOFF RECORD

01-02	14	227	23	65	.354	7	12	.583	8	26	34	16	13-0	8	5	66	4.7
02-03	10	368	54	114	.474	28	32	.875	5	42	47	36	24-0	12	4	158	15.8
TOTALS	24	595	77	179	.430	35	44	.795	13	68	81	52	37-0	20	9	224	9.3

Three-Point Field Goals: 2001-02, 13-for-33 (.394); 2002-03, 22-for-49 (.449). Totals: 35-for-82 (.427).

DAN DICKAU [#20] 6'0" 190 LBS 09/16/78 GONZAGA '02

>> *Transactions:* Signed as a free agent on 09/30/05...Traded to the Portland Trail Blazers along with Raef LaFrentz and Boston's 2006 first round draft pick (#7 pick overall) for Sebastian Telfair, Theo Ratliff and a second round draft pick in 2008 on 06/28/06.

05-06	19	234	17	46	.370	18	18	1.000	5	11	16	40	40-1	11	1	62	3.3
-------	----	-----	----	----	------	----	----	-------	---	----	----	----	------	----	---	----	-----

Three-Point Field Goals: 2005-06, 10-for-20 (.500).

DICK DICKEY [#23] 6'1" 175 LBS 10/26/26 NORTH CAROLINA STATE '50

51-52	45	440	40	136	.294	47	69	.681			81	50	79-2			127	2.8
-------	----	-----	----	-----	------	----	----	------	--	--	----	----	------	--	--	-----	-----

PLAYOFF RECORD

51-52	3	31	1	8	.125	6	7	.857			3	5	7-0			8	2.7
-------	---	----	---	---	------	---	---	------	--	--	---	---	-----	--	--	---	-----

ERNIE DIGREGORIO [#7] 6'0" 180 LBS 01/15/51 PROVIDENCE '73

>> *Transactions:* Signed as a free agent on 02/01/78 (played 25 games for Los Angeles in 1977-78)...Invited to Celtics training camp in 1981 but left on 10/04/81.

77-78	27	274	47	109	.431	12	13	.923	2	25	27	66	22-0	12	1	106	3.9
-------	----	-----	----	-----	------	----	----	------	---	----	----	----	------	----	---	-----	-----

BILL DINWIDDIE [#27] 6'7" 200 LBS 07/15/43 NEW MEXICO HIGHLANDS '66

>> *Transactions:* Traded by the Cincinnati Royals for the playing rights to Bob Cousy on 7/18/69...Traded to the Milwaukee Bucks for cash and future draft choices on 10/11/71.

69-70	----- INJURED -----																
70-71	61	717	123	328	.375	54	74	.730			209	34	90-1			300	4.9

BOB DOLL [#19] 6'5" 195 LBS 08/10/19 D: 09/18/59 COLORADO '42

48-49	47		145	438	.331	80	117	.684			117	118				370	7.9
49-50	47		120	347	.346	75	114	.658			108	117				315	6.7
TOTALS	94		265	785	.338	155	231	.671			225	235				685	7.3

BOB DONHAM [#12] 6'2" 190 LBS 10/11/26 D: 09/21/83 OHIO STATE '50

>> *Transactions:* Third round draft choice in 1950.

50-51	68		151	298	.507	114	229	.498			235	139	179-3			416	6.1
51-52	66	1980	201	413	.487	149	293	.509			330	228	223-9			551	8.3
52-53	71	1435	169	353	.479	113	240	.471			239	153	213-8			451	6.4
53-54	68	1451	141	315	.448	118	213	.554			267	186	235-11			400	5.9
TOTALS	273		662	1379	.480	494	975	.507			1071	706	850-31			1818	6.7

PLAYOFF RECORD

50-51	2		4	9	.444	5	12	.417			8	2	9-1			13	6.5
51-52	3		112	9	.19	474	9	18	.500		13	17	16-1			27	9.0
52-53	6		138	11	.38	.289	11	27	.407		21	13	24-3			33	5.5
53-54	6		98	7	.15	.467	6	19	.316		12	6	32-4			20	3.3
TOTALS	17		31	81	.383	31	76	.408			54	38	81-9			93	5.5

YEAR	G	MIN	FGM	FGA	PCT	FTM	FTA	PCT	OFF	DEF	TOT	AST	PF-DQ	ST	BL	PTS	AVG
------	---	-----	-----	-----	-----	-----	-----	-----	-----	-----	-----	-----	-------	----	----	-----	-----

SHERMAN DOUGLAS [#4, #20] 6'1" 198 LBS 09/15/66 SYRACUSE '89

>> Transactions: Traded by the Miami Heat for Brian Shaw on 01/10/92 (also played 5 games for Miami in 1991-92)...Traded to the Milwaukee Bucks for Todd Day and Alton Lister on 11/26/95 (also played 69 games for Milwaukee in 1995-96).

91-92	37	654	101	222	.455	68	100	.680	12	45	57	153	68-0	21	9	271	7.3
92-93	79	1932	264	530	.498	84	150	.560	65	97	162	508	166-1	49	10	618	7.8
93-94	78	2789	425	919	.462	177	276	.641	70	123	193	683	171-2	89	11	1040	13.3
94-95	65	2048	365	769	.475	204	296	.689	48	122	170	446	152-0	80	2	954	14.7
95-96	10	234	36	84	.429	25	40	.625	6	17	23	39	16-0	2	0	98	9.8
TOTALS	269	7657	1191	2524	.472	558	862	.647	201	404	605	2129	573-3	241	32	2981	11.1

Three-Point Field Goals: 1991-92, 1-for-9 (.111); 1992-93, 6-for-29 (.207); 1993-94, 13-for-56 (.232); 1994-95, 20-for-82 (.244); 1995-96, 1-for-7 (.143). Totals: 41-for-183 (.224).

PLAYOFF RECORD

91-92	6	65	9	25	.360	1	2	.500	1	3	4	10	8-0	0	0	19	3.2
92-93	4	166	17	45	.378	10	15	.667	12	14	26	38	10-0	4	0	44	11.0
94-95	4	168	24	68	.353	8	11	.727	4	16	20	33	12-0	4	1	60	15.0
TOTALS	14	399	50	138	.362	19	28	.679	17	33	50	81	30-0	8	1	123	8.8

Three-Point Field Goals: 1991-92, 0-for-2 (.000); 1992-93, 0-for-3 (.000); 1994-95, 4-for-12 (.333). Totals: 4-for-17 (.235).

STEVE DOWNING [#32] 6'8" 225 LBS 09/09/50 INDIANA '73

>> Transactions: First round draft choice (7th pick overall) in 1973...Waived on 11/21/74.

73-74	24	137	21	64	.328	22	38	.579	14	25	39	11	33-0	5	0	64	2.7
74-75	3	9	0	2	.000	0	2	.000	0	2	2	0	0-0	0	0	0	0.0
TOTALS	27	146	21	66	.318	22	40	.550	14	27	41	11	33-0	5	0	64	2.4

PLAYOFF RECORD

73-74	1	4	1	2	.500	0	0	.000	2	0	2	0	1-0	0	0	2	2.0
-------	---	---	---	---	------	---	---	------	---	---	---	---	-----	---	---	---	-----

NATE DRIGGERS [#27] 6'4" 215 LBS 10/12/73 MONTEVALLO '95

>> Transactions: Signed as a free agent on 09/10/96...Waived on 10/31/96...Re-signed on 11/08/96...Waived on 11/25/96...Re-signed to a ten-day contract on 04/04/97...Re-signed for the remainder of the season on 04/14/97...Rights renounced on 07/07/97.

96-97	15	132	13	43	.302	10	14	.714	12	10	22	6	10-0	3	2	36	2.4
-------	----	-----	----	----	------	----	----	------	----	----	----	---	------	---	---	----	-----

Three-Point Field Goals: 1996-97, 0-for-9 (.000).

TERRY DUEROD [#40] 6'2" 180 LBS 07/29/56 DETROIT '79

>> Transactions: Signed as a free agent on 12/04/80 (also played 18 games for Dallas in 1980-81)...Waived on 10/26/82.

80-81	32	114	30	73	.411	13	14	.929	2	3	5	6	8-0	5	0	79	2.5
81-82	21	146	34	77	.442	4	12	.333	6	9	15	12	9-0	3	1	72	3.4
TOTALS	53	260	64	150	.427	17	26	.654	8	12	20	18	17-0	8	1	151	2.8

Three-Point Field Goals: 1980-81, 6-for-10 (.600); 1981-82, 0-for-1 (.000).

PLAYOFF RECORD

80-81	10	12	4	10	.400	0	0	.000	0	0	0	0	0-0	1	0	8	0.8
-------	----	----	---	----	------	---	---	------	---	---	---	---	-----	---	---	---	-----

Three-Point Field Goals: 0-for-2 (.000).

BOB DUFFY [#17] 6'4" 175 LBS 07/05/22 TULANE

46-47	6		2	7	.286	4	4	1.000				0	4			8	1.3
-------	---	--	---	---	------	---	---	-------	--	--	--	---	---	--	--	---	-----

Also played 11 games for Chicago in 1946-47.

ANDY DUNCAN [#21] 6'6" 195 LBS 04/17/22 KENTUCKY/WILLIAM & MARY

50-51	14		7	40	.175	15	22	.682				30	8	27-0		29	2.1
-------	----	--	---	----	------	----	----	------	--	--	--	----	---	------	--	----	-----

YEAR G MIN FGM FGA PCT FTM FTA PCT OFF DEF TOT AST PF-DQ ST BL PTS AVG

ACIE EARL [#55] 6'10" 265 LBS 06/23/70 IOWA '93

>> *Transactions:* First round draft choice (19th pick overall) in 1993...Selected by the Toronto Raptors in the NBA expansion draft on 06/24/95.

93-94	74	1149	151	372	.406	108	160	.675	85	162	247	12	178-5	24	53	410	5.5
94-95	30	208	26	68	.382	14	29	.483	19	26	45	2	29-0	6	8	66	2.2
TOTALS	104	1357	177	440	.402	122	189	.646	104	188	292	14	207-5	30	61	476	4.6

Three-Point Field Goals: 1993-94, 0-for-1 (.000); 1994-95, None Attempted. Totals: 0-for-1 (.000).

PLAYOFF RECORD

94-95	1	10	1	3	.333	0	2	.000	1	1	2	0	4-0	0	0	2	2.0
-------	---	----	---	---	------	---	---	------	---	---	---	---	-----	---	---	---	-----

Three-Point Field Goals: 1994-95, None Attempted.

TYUS EDNEY [#20] 5'10" 152 LBS 02/14/73 UCLA '95

>> *Transactions:* Signed as a free agent on 08/22/97...Became a free agent after the Celtics did not exercise the option for the 1998-99 season on 06/30/98.

97-98	52	623	93	216	.431	88	111	.793	20	35	55	139	69-0	51	1	277	5.3
-------	----	-----	----	-----	------	----	-----	------	----	----	----	-----	------	----	---	-----	-----

Three-Point Field Goals: 3-for-10 (.300).

THEODORE (BLUE) EDWARDS [#30] 6'4" 228 LBS 10/31/65 EAST CAROLINA '89

>> *Transactions:* Traded by the Milwaukee Bucks with Derek Strong for Ed Pinckney and the draft rights to Andrei Fetisov on 06/29/94 (also played 36 games for Utah in 1994-95)...Traded to the Utah Jazz for Jay Humphries and a 1995 second-round draft choice on 02/03/95.

94-95	31	507	83	195	.426	43	48	.896	25	40	65	47	64-0	19	10	220	7.1
-------	----	-----	----	-----	------	----	----	------	----	----	----	----	------	----	----	-----	-----

Three-Point Field Goals: 11-for-43 (.256).

ED EHLERS [#14] 6'3" 198 LBS 03/10/23 PURDUE '47

>> *Transactions:* Boston's first-ever first round draft choice (1st pick overall) in 1947.

47-48	40		104	417	.249	78	144	.542				44	92			286	7.2
48-49	59		182	583	.312	150	225	.667				133	119			514	8.7
TOTALS	99		286	1000	.286	228	369	.618				177	211			800	8.1

DON ELIASON [#14] 6'2" 222 LBS 07/24/18 HAMLINE '42

46-47	1		0	1	.000	0	0	.000				0	1			0	0.0
-------	---	--	---	---	------	---	---	------	--	--	--	---	---	--	--	---	-----

PERVIS ELLISON [#29] 6'10" 242 LBS 04/03/67 LOUISVILLE '89

>> *Transactions:* Signed as an unrestricted free agent on 08/01/94...Not re-signed after the 1999-2000 season.

94-95	55	1083	152	300	.507	71	99	.717	124	185	309	34	179-5	22	54	375	6.8
95-96	69	1431	145	295	.492	75	117	.641	151	300	451	62	207-2	39	99	365	5.3
96-97	6	125	6	16	.375	3	5	.600	17	26	26	4	21-1	5	9	15	2.5
97-98	33	447	40	70	.571	20	34	.588	52	57	109	31	90-2	20	31	100	3.0
98-99	0	0	0	0	.000	0	0	.000	0	0	0	0	0-0	0	0	0	0.0
99-00	30	269	19	43	.442	15	21	.714	29	38	67	13	67-1	10	8	53	1.8
TOTALS	193	2355	362	724	.500	184	276	.667	373	606	962	144	564-11	96	201	908	4.7

Three-Point Field Goals: 1994-95, 0-for-2 (.000); 1995-96, None Attempted, 1996-97, None Attempted; 1997-98, None Attempted; 1998-99, None Attempted; 1999-00, None Attempted; Totals: 0-for-2 (.000).

WAYNE EMBRY [#28] 6'8" 255 LBS 03/26/37 MIAMI (OH) '58

>> *Transactions:* Traded by the Cincinnati Royals for cash and a draft choice on 09/15/66...Selected by the Milwaukee Bucks in the NBA expansion draft on 05/06/68.

66-67	72	729	147	359	.409	82	144	.569				294	42	137-0		376	5.2
67-68	78	1088	193	483	.400	109	185	.589				321	52	174-1		495	6.3
TOTALS	150	1817	340	842	.404	191	329	.581				615	94	311-1		871	5.8

PLAYOFF RECORD

66-67	5	38	12	31	.387	2	4	.500				13	3	9-0		26	5.2
67-68	16	162	23	59	.390	13	29	.448				45	6	36-0		59	3.7
TOTALS	21	200	35	90	.389	15	33	.455				58	9	45-0		85	4.0

GENE ENGLUND [#10] 6'5" 205 LBS 10/21/17 D: 11/05/95 WISCONSIN '41

49-50	24		55	148	.372	86	106	.811				17	97			196	8.2
-------	----	--	----	-----	------	----	-----	------	--	--	--	----	----	--	--	-----	-----

Also played 22 games for Tri-Cities in 1948-49.

YEAR	G	MIN	FGM	FGA	PCT	FTM	FTA	PCT	OFF	DEF	TOT	AST	PF-DQ	ST	BL	PTS	AVG		
JOHN EZERSKY [#10, #16]			6'3"		175 LBS		1921											ST. JOHN'S	
48-49	18		68	185	.368	49	80	.613				29	49			185	10.3		
49-50	16		36	136	.265	35	51	.686				22	39			107	6.7		
TOTALS	34		104	321	.324	84	131	.641				51	88			292	8.6		

Also played 11 games for Providence and 27 games for Baltimore in 1948-49. Also played 38 games for Baltimore in 1949-50.

PHIL FARBMAN [#8]			6'2"		185 LBS		04/03/24											CCNY '48	
48-49	21		21	78	.269	30	38	.789				18	36			72	3.4		
Also played 27 games for Philadelphia in 1948-49.																			

WARREN FENLEY [#7]			6'3"		190 LBS		02/08/22											MANHATTAN	
46-47	33		31	138	.225	23	45	.511				16	59			85	2.6		

ERIC FERNSTEN [#45]			6'10"		210 LBS		11/01/53											SAN FRANCISCO '75	
>> Transactions: Signed as a free agent on 06/27/79...Waived on 10/28/82.																			
79-80	56	431	71	153	.464	33	52	.635	40	56	96	28	43-0	17	12	175	3.1		
80-81	45	279	38	79	.481	20	30	.667	29	33	62	10	29-0	6	7	96	2.1		
81-82	43	202	19	49	.388	19	30	.633	12	30	42	8	23-0	5	7	57	1.3		
TOTALS	144	912	128	281	.456	72	112	.643	81	119	200	46	95-0	28	26	328	2.3		

Three-Point Field Goals: None Attempted.

PLAYOFF RECORD																	
79-80	5	18	2	6	.333	2	3	.667	3	2	5	0	1-0	0	3	6	1.2
80-81	8	14	0	3	.000	2	3	.667	1	3	4	1	3-0	1	0	2	0.3
81-82	5	11	1	2	.500	1	2	.500	2	0	2	0	0-0	0	0	3	0.6
TOTALS	18	43	3	11	.273	5	8	.625	6	5	11	1	4-0	1	3	11	0.6

Three-Point Field Goals: None Attempted.

HENRY FINKEL [#29]			7'0"		245 LBS		04/20/42											DAYTON '66	
>> Transactions: Sold by the San Diego Clippers for cash and a draft choice on 08/22/69...Retired after the 1974-75 season.																			
69-70	80	1866	310	683	.454	156	233	.670				613	103	292-13		776	9.7		
70-71	80	1234	214	489	.438	93	127	.732				343	79	196-5		521	6.5		
71-72	78	736	103	254	.406	43	74	.581				251	61	118-4		249	3.2		
72-73	76	496	78	173	.451	28	52	.538				151	26	83-0		184	2.4		
73-74	60	427	60	427	.462	28	43	.651	41	94	135	27	62-1	3	7	148	2.5		
74-75	62	518	52	518	.403	23	43	.535	33	79	112	32	72-0	7	3	127	2.0		
TOTALS	436	5277	817	1858	.440	371	572	.649	74	173	1605	328	823-23	10	10	2005	4.6		

PLAYOFF RECORD																	
71-72	8	68	10	22	.455	0	0	.000			24	3	11-0	1	0	20	2.5
72-73	7	23	6	9	.667	0	0	.000			6	3	4-0	0	0	12	1.7
73-74	8	46	8	18	.444	1	1	1.000	5	5	10	3	9-0	1	0	17	2.1
74-75	7	25	3	7	.429	3	5	.600	3	3	6	4	2-0	0	0	9	1.3
TOTALS	30	162	27	56	.482	4	6	.667	8	8	46	13	26-0	2	0	58	1.9

JACK FOLEY [#21]			6'3"		185 LBS		11/17/40											HOLY CROSS '62	
62-63	5	46	13	26	.500	6	8	.750				7	0			32	6.4		
Also played 6 games for New York in 1962-63.																			

CHRIS FORD [#42]			6'5"		190 LBS		01/11/49											VILLANOVA '72	
>> Transactions: Traded by the Detroit Pistons with a 1981 second-round draft choice for Earl Tatum on 10/19/78 (also played 3 games for Detroit in 1978-79)...Waived on 10/25/82.																			
78-79	78	2629	525	1107	.474	165	219	.753	115	141	256	369	200-2	114	24	1215	15.6		
79-80	73	2115	330	709	.465	86	114	.754	77	104	181	215	178-0	111	27	816	11.2		
80-81	82	2723	314	707	.444	64	87	.736	72	91	163	295	212-2	100	23	728	8.9		
81-82	76	1951	188	450	.418	39	56	.696	52	56	108	142	143-0	42	10	435	5.7		
TOTALS	309	9058	1357	2973	.456	354	476	.744	316	392	708	1021	733-4	367	84	3194	10.3		

Three-Point Field Goals: 1979-80, 70-for-164 (.427); 1980-81, 36-for-109 (.330); 1981-82, 20-for-63 (.317). Totals: 126-for-336 (.375).

YEAR	G	MIN	FGM	FGA	PCT	FTM	FTA	PCT	OFF	DEF	TOT	AST	PF-DQ	ST	BL	PTS	AVG
CHRIS FORD PLAYOFF RECORD																	
79-80	9	279	34	79	.430	12	15	.800	9	16	25	21	35-1	14	6	82	9.1
80-81	17	507	66	146	.452	15	25	.600	13	32	45	46	47-0	14	1	154	9.1
81-82	12	138	20	42	.476	5	7	.714	6	9	15	15	15-0	3	1	47	3.9
TOTALS	38	924	120	267	.449	32	47	.681	28	57	85	82	97-1	31	8	283	7.4

Three-Point Field Goals: 1979-80, 2-for-13 (.154); 1980-81, 7-for-25 (.280); 1981-82, 2-for-7 (.286). Totals: 11-for-45 (.244).

JOSEPH FORTE [#40] 6'4" 194 LBS 03/23/81 NORTH CAROLINA '03																	
<i>>> Transactions: First round draft choice (27th pick overall) in 2001...Traded with Kenny Anderson and Vitaly Potapenko to the Seattle SuperSonics for Vin Baker and Shammond Williams on 07/22/02.</i>																	
01-02	8	39	1	12	.083	4	4	1.000	1	5	6	6	1-0	2	0	6	0.8

Three-Point Field Goals: 2001-02, 0-for-3 (.000).

DANNY FORTSON [#27] 6'7" 260 LBS 03/27/76 CINCINNATI '98																	
<i>>> Transactions: Traded by the Denver Nuggets with Eric Williams, Eric Washington and a first-round draft choice for Ron Mercer, Popeye Jones and Dwayne Schintzius on 08/03/99...Traded with a future draft choice to the Toronto Raptors for Alvin Williams, Sean Marks and cash considerations on 02/09/00; trade later voided because Williams failed a physical...Traded to the Golden State Warriors as part of a four-team deal in which Boston received Robert Pack, John Williams and cash considerations from the Dallas Mavericks and a conditional first-round draft choice from the Utah Jazz, Dallas received Dana Barros from Boston, Bill Curley from Golden State and Howard Esley from Utah, Utah received Donyell Marshall from Golden State and Bruno Sundov from Dallas and Golden State received Adam Keefe from Utah on 08/16/00.</i>																	
99-00	55	856	140	265	.528	139	189	.735	141	225	366	29	180-4	20	5	419	7.6

Three-Point Field Goals: 1999-2000, None Attempted.

RICK FOX [#44] 6'7" 249 LBS 07/24/69 NORTH CAROLINA '91																	
<i>>> Transactions: First round draft choice (24th pick overall) in 1991...Rights were renounced on 07/07/91... Traded by the Los Angeles Lakers with Gary Payton and a conditional first round draft choice for Chucky Atkins, Jumaime Jones and Chris Mihm on 08/15/04. Waived to facilitate retirement.</i>																	
91-92	81	1535	241	525	.459	139	184	.755	73	147	220	126	230-3	78	30	644	8.0
92-93	71	1082	184	380	.484	81	101	.802	55	104	159	113	133-1	61	21	453	6.4
93-94	82	2096	340	728	.467	174	230	.757	105	250	355	217	244-4	81	52	887	10.8
94-95	53	1039	169	351	.481	95	123	.772	61	94	155	139	154-1	52	19	464	8.8
95-96	81	2588	421	928	.454	196	254	.772	158	292	450	369	290-5	113	41	1137	14.0
96-97	76	2650	433	950	.456	207	263	.787	114	280	394	286	221-1	167	40	1174	15.4
TOTALS	444	10990	1788	3862	.463	892	1155	.772	566	1167	1733	1250	1272-15	552	203	4759	10.7

Three-Point Field Goals: 1991-92, 23-for-70 (.329); 1992-93, 4-for-23 (.174); 1993-94, 33-for-100 (.330); 1994-95, 31-for-75 (.413); 1995-96, 99-for-272 (.364); 1996-97, 101-for-278 (.363). Totals: 291-for-818 (.356).

PLAYOFF RECORD																	
91-92	8	67	11	23	.478	4	4	1.000	3	3	6	4	11-0	2	2	29	3.6
92-93	4	71	7	25	.280	2	2	1.000	8	11	19	5	7-0	2	1	17	4.3
94-95	<i>INJURED</i>																
TOTALS	12	138	18	48	.375	6	6	1.000	11	14	25	9	18-0	4	3	46	3.8

Three-Point Field Goals: 1991-92, 3-for-6 (.500); 1992-93, 1-for-3 (.333). Totals: 4-for-9 (.444).

KEVIN GAMBLE [#34] 6'5" 210 LBS 11/13/65 IOWA '87																	
<i>>> Transactions: Signed as a free agent on 12/15/88...Contract expired at the end of the 1993-94 season.</i>																	
88-89	44	375	75	136	.551	35	55	.636	11	31	42	34	40-0	14	3	187	4.3
89-90	71	990	137	301	.455	85	107	.704	42	70	112	119	77-1	28	8	362	5.1
90-91	82	2706	548	933	.587	185	227	.815	85	182	267	256	237-6	100	34	1281	15.6
91-92	82	2496	480	908	.529	139	157	.885	80	206	286	219	200-2	75	37	1108	13.5
92-93	82	2541	459	906	.507	123	149	.826	46	200	246	226	185-1	86	37	1093	13.3
93-94	75	1880	368	804	.458	103	126	.817	41	118	159	149	134-0	57	22	864	11.5
TOTALS	436	10988	2067	3988	.518	670	821	.816	305	807	1112	1003	873-10	360	141	4895	11.2

Three-Point Field Goals: 1988-89, 2-for-11 (.182); 1989-90, 3-for-18 (.167); 1990-91, 0-for-7 (.000); 1991-92, 9-for-31 (.290); 1992-93, 52-for-139 (.374); 1993-94, 25-for-103 (.243). Totals: 91-for-309 (.294).

PLAYOFF RECORD																	
88-89	1	29	4	11	.364	0	2	.000	1	0	1	2	1-0	1	0	8	8.0
89-90	3	8	3	5	.600	0	0	.000	1	0	1	2	1-0	0	0	6	2.0
90-91	11	238	29	60	.483	8	12	.667	3	10	13	19	24-0	4	2	66	6.0
91-92	10	335	62	131	.473	12	15	.800	13	29	42	23	26-0	12	6	136	13.6
92-93	4	142	23	42	.548	4	4	1.000	3	6	9	10	11-0	6	1	55	13.8
TOTALS	29	752	121	249	.486	24	33	.727	21	45	66	56	63-0	23	9	271	9.3

Three-Point Field Goals: 1988-89, 0-for-1 (.000); 1991-92, 0-for-2 (.000); 1992-93, 5-for-12 (.417). Totals: 5-for-15 (.333).

YEAR	G	MIN	FGM	FGA	PCT	FTM	FTA	PCT	OFF	DEF	TOT	AST	PF-DQ	ST	BL	PTS	AVG
JACK GARFINKEL [#15, #21]			6'0"		190 LBS		06/13/18		ST. JOHN'S '41								
46-47	40		81	304	.266	17	28	.607				58	62			179	4.5
47-48	43		114	380	.300	35	46	.761				59	78			263	6.1
48-49	9		12	70	.171	10	14	.714				17	19			34	3.8
TOTALS	92		207	754	.275	62	88	.705				134	159			476	5.2

PLAYOFF RECORD

47-48	3		7	23	.304	8	10	.800				7	15			22	7.3
-------	---	--	---	----	------	---	----	------	--	--	--	---	----	--	--	----	-----

MARLON GARNETT [#20]			6'2"		186 LBS		07/03/75		SANTA CLARA '97							
-----------------------------	--	--	-------------	--	----------------	--	-----------------	--	------------------------	--	--	--	--	--	--	--

>> Transactions: Signed as a free agent on 01/21/99...Waived on 05/05/99.

98-99	24	205	15	51	.294	15	20	.750	3	18	21	18	18-0	5	1	51	2.1
-------	----	-----	----	----	------	----	----	------	---	----	----	----	------	---	---	----	-----

Three-Point Field Goals: 6-for-23 (.261).

WARD GIBSON			6'5"		198 LBS		12/06/21 D: 02/01/58		CREIGHTON '47							
--------------------	--	--	-------------	--	----------------	--	-----------------------------	--	----------------------	--	--	--	--	--	--	--

49-50	2		3	4	.750	1	4	.250				1	3			7	3.5
-------	---	--	---	---	------	---	---	------	--	--	--	---	---	--	--	---	-----

Also played 30 games for Waterloo in 1949-50.

ARTIS GILMORE [#53]			7'2"		265 LBS		09/21/49		JACKSONVILLE '71							
----------------------------	--	--	-------------	--	----------------	--	-----------------	--	-------------------------	--	--	--	--	--	--	--

>> Transactions: Signed as a free agent on 01/08/88 (also played 24 games for Chicago in 1987-88)...Contract expired at the end of the 1987-88 season.

87-88	47	521	58	101	.574	48	91	.527	54	94	148	12	94-0	10	18	164	3.5
-------	----	-----	----	-----	------	----	----	------	----	----	-----	----	------	----	----	-----	-----

Three-Point Field Goals: None Attempted.

PLAYOFF RECORD

87-88	14	86	4	8	.500	7	14	.500	4	16	20	1	14-0	0	4	15	1.1
-------	----	----	---	---	------	---	----	------	---	----	----	---	------	---	---	----	-----

Three-Point Field Goals: None Attempted.

CLARENCE GLOVER [#28]			6'8"		210 LBS		11/01/47		WESTERN KENTUCKY '71							
------------------------------	--	--	-------------	--	----------------	--	-----------------	--	-----------------------------	--	--	--	--	--	--	--

>> Transactions: First round draft choice (10th pick overall) in 1971.

71-72	25	119	25	55	.455	15	32	.469				46	4	26-0		65	2.6
-------	----	-----	----	----	------	----	----	------	--	--	--	----	---	------	--	----	-----

PLAYOFF RECORD

71-72	3	10	2	6	.333	2	2	1.000				3	0	1-0		6	2.0
-------	---	----	---	---	------	---	---	-------	--	--	--	---	---	-----	--	---	-----

RYAN GOMES [#4]			6'7"		250 LBS		09/01/82		PROVIDENCE '05							
------------------------	--	--	-------------	--	----------------	--	-----------------	--	-----------------------	--	--	--	--	--	--	--

>> Transactions: Traded to Minnesota along with Gerald Green, Al Jefferson, Theo Ratliff, Sebastian Telfair and a future draft choice in exchange for Kevin Garnett on July 31, 2007...Second round draft choice (50th overall) in 2005 NBA Draft.

05-06	61	1376	173	355	.487	112	149	.752	102	196	298	58	83-1	35	5	461	7.6
-------	----	------	-----	-----	------	-----	-----	------	-----	-----	-----	----	------	----	---	-----	-----

06-07	73	2275	338	723	.467	189	233	.811	125	282	407	119	169-1	48	13	881	11.7
-------	----	------	-----	-----	------	-----	-----	------	-----	-----	-----	-----	-------	----	----	-----	------

TOTALS	134	3651	511	1078	.474	301	382	.788	227	478	705	177	252-2	83	18	1342	10.0
---------------	------------	-------------	------------	-------------	-------------	------------	------------	-------------	------------	------------	------------	------------	--------------	-----------	-----------	-------------	-------------

Three-Point Field Goals: 2005-06, 3-for-9 (.333); 2006-07, 16-for-42 (.381); Totals: 19-for-51 (.373).

MAL GRAHAM [#11]			6'1"		185 LBS		02/23/45		NEW YORK UNIVERSITY '67							
-------------------------	--	--	-------------	--	----------------	--	-----------------	--	--------------------------------	--	--	--	--	--	--	--

>> Transactions: First round draft choice (1st pick overall) in 1967.

67-68	48	786	117	272	.430	56	88	.636				94	61	123-0		290	6.0
-------	----	-----	-----	-----	------	----	----	------	--	--	--	----	----	-------	--	-----	-----

68-69	22	103	13	55	.236	11	14	.786				24	14	27-0		37	1.7
-------	----	-----	----	----	------	----	----	------	--	--	--	----	----	------	--	----	-----

TOTALS	70	889	130	327	.398	67	102	.657				118	75	150-0		327	4.7
---------------	-----------	------------	------------	------------	-------------	-----------	------------	-------------	--	--	--	------------	-----------	--------------	--	------------	------------

PLAYOFF RECORD

67-68	5	22	2	5	.400	1	3	.333				4	1	3-0		5	1.0
-------	---	----	---	---	------	---	---	------	--	--	--	---	---	-----	--	---	-----

68-69	2	3	0	2	.000	0	0	.000				0	1	0-0		0	0.0
-------	---	---	---	---	------	---	---	------	--	--	--	---	---	-----	--	---	-----

TOTALS	7	25	2	7	.286	1	3	.333				4	2	3-0		5	0.7
---------------	----------	-----------	----------	----------	-------------	----------	----------	-------------	--	--	--	----------	----------	------------	--	----------	------------

RON GRANDISON [#31]			6'8"		217 LBS		07/09/64		NEW ORLEANS '87							
----------------------------	--	--	-------------	--	----------------	--	-----------------	--	------------------------	--	--	--	--	--	--	--

>> Transactions: Signed as a free agent on 09/27/88.

88-89	72	528	59	142	.415	59	80	.738	47	45	92	42	71-0	18	3	177	2.5
-------	----	-----	----	-----	------	----	----	------	----	----	----	----	------	----	---	-----	-----

Three-Point Field Goals: 1988-89, 0-for-10 (.000).

YEAR G MIN FGM FGA PCT FTM FTA PCT OFF DEF TOT AST PF-DQ ST BL PTS AVG

WYNDOL GRAY [#4] 6'1" 175 LBS 03/20/22 D: 01/29/94 HARVARD/BOWLING GREEN
 46-47 55 139 476 .292 72 124 .581 47 105 350 6.4

GERALD GREEN [#5] 6'8" 200 LBS 01/26/86 GULF SHORES ACADEMY (HS) '05

>> Transactions: Traded to Minnesota along with Ryan Gomes, AJ Jefferson, Theo Ratliff, Sebastian Telfair and a future draft choice in exchange for Kevin Garnett on July 31, 2007...First round draft choice (8th overall) in 2005 NBA Draft.

05-06 32 374 66 138 .478 29 37 .784 10 31 41 18 41-1 13 4 167 5.2
 06-07 81 1780 310 739 .419 128 159 .805 68 140 208 83 198-1 41 24 843 10.4
TOTALS 113 2154 376 877 .429 157 196 .801 78 171 249 101 239-2 54 28 1010 8.9

Three-Point Field Goals: 2005-06, 6-for-20 (.300); 2006-07, 95-for-258 (.368). Totals: 101-for-278 (.278).

RICKEY GREEN [#13] 6'0" 172 LBS 08/18/54 MICHIGAN '77

>> Transactions: Signed as a free agent on 11/06/91...Waived on 03/23/92.

91-92 26 367 45 101 .446 13 18 .722 3 21 24 68 28-0 17 1 106 4.1

Three-Point Field Goals: 1991-92, 1-for-4 (.250).

SIHUGO GREEN [#28] 6'2" 185 LBS 08/20/34 D: 10/04/80 DUQUESNE '56

65-66 10 92 12 31 .387 8 16 .500 11 9 16-0 32 3.2

ORIEN GREENE [#0] 6'4" 208 LBS 02/04/82 LOUISIANA-LAFAYETTE '05

>> Transactions: Second round draft choice (#53 pick overall) in 2005...Waived on 06/30/06.

05-06 80 1235 100 253 .395 45 68 .662 37 108 145 129 181-1 77 10 254 3.2

Three-Point Field Goals: 2005-06, 9-for-40 (.225).

ADRIAN GRIFFIN [#44] 6'5" 215 LBS 07/04/74 SETON HALL '96

>> Transactions: Signed as a free agent on 08/01/99...Contract was not renewed after the 2000-01 season.

99-00 72 1927 175 413 .424 119 158 .753 128 244 372 177 222-3 116 15 485 6.7
 00-01 44 377 33 97 .340 18 24 .750 27 60 87 27 45-0 18 5 93 2.1
TOTALS 116 2304 208 510 .408 137 182 .753 155 304 459 204 267-3 134 20 578 5.0

Three-Point Field Goals: 1999-00, 16-for-57 (.281); 2000-01, 9-for-26 (.346). Totals: 25-for-83 (.301).

GENE GUARILIA [#20] 6'5" 220 LBS 09/13/37 GEORGE WASHINGTON '59

>> Transactions: Second round draft choice (16th pick overall) in 1959.

59-60 48 423 58 154 .377 29 41 .707 85 18 57-1 145 3.0
 60-61 25 209 38 94 .404 3 10 .300 71 5 28-0 79 3.2
 61-62 45 367 61 161 .379 41 64 .641 124 11 56-0 163 3.6
 62-63 11 83 11 38 .289 4 11 .364 14 2 5-0 26 2.4
TOTALS 129 1082 168 447 .376 77 126 .611 294 36 146-1 413 3.2

PLAYOFF RECORD

59-60 7 41 4 18 .222 6 6 1.000 19 3 4-0 14 2.0
 61-62 5 26 2 8 .250 2 5 .400 4 1 6-0 6 1.2
TOTALS 12 67 6 26 .231 8 11 .727 23 4 10-0 20 1.7

TOM GUGLIOTTA [#7] 6'10" 250 LBS 12/19/69 NORTH CAROLINA STATE '92

>> Transactions: Signed by Boston as a free agent on 08/16/04...Traded with Gary Payton, Michael Stewart and a first round draft choice to the Atlanta Hawks for Antoine Walker on 02/24/05.

04-05 20 218 11 37 .297 4 6 .667 15 28 43 12 23-0 9 4 26 1.3

Three-Point Field Goals: None Attempted.

CHARLES HALBERT [#11] 6'9" 225 LBS 02/27/19 WEST TEXAS '42

48-49 33 99 358 .295 112 188 .596 61 97 310 9.4

Also played 27 games for Providence in 1948-49.

YEAR	G	MIN	FGM	FGA	PCT	FTM	FTA	PCT	OFF	DEF	TOT	AST	PF-DQ	ST	BL	PTS	AVG
------	---	-----	-----	-----	-----	-----	-----	-----	-----	-----	-----	-----	-------	----	----	-----	-----

STEVE HAMER [#42] 7'0" 245 LBS 11/13/73 TENNESSEE '96

 >> Transactions: Second round draft choice (38th pick overall) in 1996...Rights were renounced on 07/07/91.

96-97	35	268	30	57	.526	16	29	.552	17	43	60	7	39-0	2	4	76	2.2
-------	----	-----	----	----	------	----	----	------	----	----	----	---	------	---	---	----	-----

 Three-Point Field Goals: 1996-97, 0-for-2 (.000).

THOMAS HAMILTON [#30] 7'2" 360 LBS 04/03/75 PITTSBURGH '97

>> Transactions: Signed as a free agent on 11/24/95...Waived on 06/28/96.

95-96	11	70	9	31	.290	7	18	.389	10	12	22	1	12-0	0	9	25	2.3
-------	----	----	---	----	------	---	----	------	----	----	----	---	------	---	---	----	-----

 Three-Point Field Goals: 1995-96, None Attempted.

CECIL HANKINS [#5] 6'1" 175 LBS 01/06/22 OKLAHOMA STATE '46

47-48	25		23	116	.198	24	35	.686				8	28			70	2.8
-------	----	--	----	-----	------	----	----	------	--	--	--	---	----	--	--	----	-----

PHIL HANKINSON [#20] 6'8" 195 LBS 07/26/51 D: 11/19/96 PENN '73

 >> Transactions: Second round draft choice (35th pick overall) in 1973.

73-74	28	163	50	103	.485	10	13	.769	22	28	50	4	18-0	3	1	110	3.9
74-75	3	24	6	11	.545	0	0	.000	1	6	7	2	3-0	1	0	12	4.0
TOTALS	31	187	56	114	.491	10	13	.769	23	34	57	6	21-0	4	1	122	3.9

PLAYOFF RECORD

73-74	2	5	2	4	.500	2	2	1.000	0	1	1	0	0-0	0	1	6	3.0
74-75	2	3	1	3	.333	0	0	.000	2	0	2	0	0-0	0	1	2	1.0
TOTALS	4	8	3	7	.429	2	2	1.000	2	1	3	0	0-0	0	2	8	2.0

REGGIE HANSON [#34] 6'8" 195 LBS 10/08/68 KENTUCKY '91

>> Transactions: Signed to the first of two consecutive ten-day contracts on 03/25/98.

97-98	8	26	3	6	.500	0	0	.000	3	3	6	1	8-0	2	1	6	0.8
-------	---	----	---	---	------	---	---	------	---	---	---	---	-----	---	---	---	-----

 Three-Point Field Goals: None Attempted.

BOB HARRIS [#13, #18] 6'7" 195 LBS 03/16/27 D: 04/77 OKLAHOMA STATE '49

50-51																	
51-52	66	1899	190	463	.410	134	209	.641				531	120	194-5		514	7.8
52-53	70	1971	192	459	.418	133	226	.588				485	95	238-6		517	7.4
53-54	71	1898	156	409	.381	108	172	.628				517	94	224-8		420	5.9
TOTALS	207		538	1331	.404	375	607	.618				1533	309	656-19		1451	7.0

PLAYOFF RECORD

50-51	2		1	10	.100	5	7	.714				4	2	4-0		7	3.5
51-52	3	87	9	21	.429	5	5	1.000				25	4	16-1		23	7.7
52-53	6	193	16	35	.457	18	24	.750				56	12	28-3		50	8.3
53-54	6	150	16	25	.640	16	23	.696				35	3	25-1		48	8.0
TOTALS	17		42	91	.462	44	59	.746				120	21	73-5		128	7.5

Also played for Fort Wayne in 1950-51. Games played for Boston were not recorded.

TONY HARRIS [#43] 6'3" 190 LBS 05/13/67 NEW ORLEANS '90

>> Transactions: Signed to the first of two consecutive ten-day contracts on 03/06/94...Waived on 03/23/94...Re-signed on 08/09/94...Waived on 12/28/94.

93-94	5	88	9	31	.290	23	25	.920	3	7	10	8	8-0	4	0	44	8.8
94-95	3	18	3	8	.375	8	9	.889	0	0	0	0	2-0	0	0	14	4.7
TOTALS	8	106	12	39	.308	31	34	.912	3	7	10	8	10-0	4	0	56	7.0

Three-Point Field Goals: 1993-94, 3-for-9 (.333); 1994-95, 0-for-1 (.000). Totals: 3-for-10 (.300).

YEAR G MIN FGM FGA PCT FTM FTA PCT OFF DEF TOT AST PF-DQ ST BL PTS AVG

JOHN HAVLICEK [#17] 6'5" 205 LBS 04/08/40 OHIO STATE '62

>> Transactions: First round draft choice (7th pick overall) in 1962...Retired in 1978.

62-63	80	2200	483	1085	.445	174	239	.728			534	179	189-2			1140	14.3
63-64	80	2587	640	1535	.417	315	422	.746			428	238	227-1			1595	19.9
64-65	75	2169	570	1420	.401	235	316	.744			371	199	200-2			1375	18.3
65-66	71	2175	530	1328	.399	274	349	.785			423	210	158-1			1334	18.8
66-67	81	2602	684	1540	.444	365	441	.828			532	278	210-0			1733	21.4
67-68	82	2921	666	1551	.429	368	453	.812			546	384	237-2			1700	20.7
68-69	82	3174	692	1709	.405	387	496	.780			570	441	247-0			1771	21.6
69-70	81	3369	736	1585	.464	488	578	.844			635	550	211-1			1960	24.2
70-71	81	3678	892	1982	.450	554	677	.818			730	607	200-0			2338	28.9
71-72	82	3698	897	1957	.458	458	549	.834			672	614	183-1			2252	27.5
72-73	80	3367	766	1704	.450	370	431	.858			567	529	195-1			1902	23.8
73-74	76	3091	685	1502	.456	346	416	.832			487	447	196-1	95	32	1716	22.6
74-75	82	3152	642	1411	.455	289	332	.870	154	330	484	432	231-2	110	16	1573	19.2
75-76	76	2598	504	1121	.450	281	333	.844	116	198	314	278	204-1	97	29	1289	17.0
76-77	79	2913	580	1283	.452	235	288	.816	109	273	382	400	208-4	84	18	1395	17.7
77-78	82	2797	546	1217	.449	230	269	.855	93	239	332	328	185-2	90	22	1322	16.1
TOTALS	1270	46471	10513	23930	.439	5369	6589	.815	610	1389	8007	6114	3281-21	476	117	26395	20.8

PLAYOFF RECORD

62-63	11	254	56	125	.488	18	27	.667			53	17	28-1			130	11.8
63-64	10	289	61	159	.384	53	44	.795			43	32	26-0			157	15.7
64-65	12	405	88	250	.352	46	55	.836			88	29	44-1			22	18.5
65-66	17	719	153	374	.409	95	113	.841			154	70	69-2			401	23.6
66-67	9	330	95	212	.448	57	71	.803			73	28	30-0			247	27.4
67-68	19	862	184	407	.452	125	151	.828			164	142	67-1			493	25.9
68-69	18	850	170	382	.445	118	138	.855			179	100	58-2			458	25.4
71-72	11	517	108	235	.460	85	99	.859			92	70	35-1			301	27.4
72-73	12	479	112	235	.477	61	74	.824			62	65	24-0			285	23.8
73-74	18	811	199	411	.484	89	101	.881	28	88	116	108	43-0	24	6	487	27.1
74-75	11	464	83	192	.432	66	76	.868	18	39	57	51	38-1	16	1	232	21.1
75-76	15	505	80	180	.444	38	47	.809	18	38	56	51	22-0	12	5	198	13.2
76-77	9	375	62	167	.371	41	50	.820	15	34	49	62	33-0	8	4	165	18.3
TOTALS	172	6860	1451	3329	.436	874	1046	.836	79	199	1186	825	517-9	60	16	3776	22.0

MICHAEL HAWKINS [#5] 6'0" 180 LBS 10/28/72 XAVIER (OH) '95

>> Transactions: Signed to the first of two consecutive ten-day contracts on 02/08/91...Re-signed for the remainder of the season on 03/07/91...Rights renounced on 07/01/91.

96-97	29	326	29	68	.426	12	15	.800	9	22	31	64	40-0	16	1	80	2.8
Three-Point Field Goals: 1996-97, 10-for-31 (.323).																	

JOHN HAZEN [#3, #10] 6'2" 172 LBS 03/02/27 INDIANA STATE '48

48-49	6		6	17	.353	6	7	.857				3	10			18	3.0
-------	---	--	---	----	------	---	---	------	--	--	--	---	----	--	--	----	-----

TOM HEINSOHN [#15] 6'7" 218 LBS 08/26/34 HOLY CROSS '56

>> Transactions: First round draft choice, selected as a territorial choice, in 1956...Retired in 1965.

56-57	72	2150	466	1123	.397	271	345	.790			705	117	304-12			1163	16.2
57-58	69	2206	468	1226	.382	294	394	.746			705	125	274-6			1230	17.8
58-59	66	2089	465	1192	.390	312	391	.798			638	164	271-11			1242	18.8
59-60	75	2420	673	1590	.423	283	386	.734			794	171	275-8			1629	21.7
60-61	74	2256	627	1660	.376	325	424	.766			732	141	260-7			1579	21.3
61-62	79	2383	692	1613	.429	358	437	.819			747	165	280-2			1742	22.1
62-63	76	2004	550	1300	.423	340	407	.835			569	95	270-4			1440	18.9
63-64	76	2040	487	1223	.398	283	342	.827			460	183	268-3			1257	16.5
64-65	67	1706	365	954	.383	182	229	.795			399	157	252-5			912	13.6
TOTALS	654	19254	4773	11787	.405	2648	3353	.790			5749	1318	2454-58			12194	18.6

YEAR	G	MIN	FGM	FGA	PCT	FTM	FTA	PCT	OFF	DEF	TOT	AST	PF-DQ	ST	BL	PTS	AVG
TOM HEINSOHN PLAYOFF RECORD																	
56-57	10	370	90	231	.390	49	69	.710			117	20	40-1			229	22.9
57-58	11	349	68	194	.351	56	72	.778			119	18	52-3			192	17.5
58-59	11	348	91	220	.414	37	56	.661			98	32	41-0			219	19.9
59-60	13	423	112	267	.419	60	80	.750			126	27	53-2			284	21.8
60-61	10	291	82	201	.408	33	43	.767			99	20	36-1			197	19.7
61-62	14	445	116	291	.399	58	76	.763			115	34	53-4			290	20.7
62-63	13	413	123	270	.456	75	98	.765			116	15	55-2			321	24.7
63-64	10	308	70	180	.412	34	42	.810			80	26	36-0			174	17.4
64-65	12	276	66	181	.365	20	32	.625			84	23	46-1			152	12.7
TOTALS	104	3223	818	2035	.402	422	568	.743			954	215	417-14			2058	19.8

DIXON HEMRIC [#20]**6'6"****220 LBS****08/29/33****WAKE FOREST '55***>> Transactions: Second round draft choice in 1955.*

55-56	71	1329	161	400	.403	177	273	.648			399	60	142-2			499	7.0
56-57	67	1055	109	317	.344	146	210	.695			304	42	98-0			364	5.4
TOTALS	138	2384	270	717	.377	323	483	.669			703	102	240-2			863	6.3

PLAYOFF RECORD

55-56	3	54	5	24	.208	9	16	.563			22	1	7-0			19	6.3
56-57	2	19	1	7	.143	0	0	.000			9	1	1-0			2	1.0
TOTALS	5	73	6	31	.194	9	16	.563			31	2	8-0			21	4.2

GERALD HENDERSON [#43]**6'2"****175 LBS****01/16/56****VIRGINIA COMMONWEALTH '78****'78***>> Transactions: Signed as a free agent on 06/25/79...Traded to the Seattle SuperSonics for a 1986 first round draft choice on 10/16/84.*

79-80	76	1061	191	382	.500	89	129	.690	37	46	83	147	96-0	45	15	473	6.2
80-81	82	1608	261	579	.451	113	157	.720	43	89	132	213	177-0	79	12	636	7.8
81-82	82	1844	353	705	.501	125	172	.727	47	105	152	252	199-3	82	11	833	10.2
82-83	82	1551	286	618	.463	96	133	.722	57	67	124	195	190-6	95	3	671	8.2
83-84	78	2088	376	718	.524	136	177	.768	68	79	147	300	209-1	117	14	908	11.6
TOTALS	400	8152	1467	3002	.489	559	768	.728	252	386	638	1107	871-10	418	55	3521	8.8

Three-Point Field Goals: 1979-80 2-for-6 (.333); 1980-81, 1-for-16 (.063); 1981-82, 2-for-12 (.167); 1982-83, 3-for-16 (.188); 1983-84, 20-for-57 (.351). Totals 28-for-107 (.262)

PLAYOFF RECORD

79-80	9	101	15	37	.405	12	20	.600	4	6	10	12	8-0	4	0	42	4.7
80-81	16	228	41	86	.477	10	12	.833	10	15	25	26	24-0	10	3	92	5.8
81-82	12	310	38	93	.409	24	35	.686	12	13	25	48	30-0	14	2	100	8.3
82-83	7	187	35	85	.412	6	7	.857	8	6	14	31	25-1	11	1	76	10.9
83-84	23	616	115	237	.485	54	75	.720	23	29	52	97	78-0	34	1	287	12.5
TOTALS	67	1442	244	538	.454	106	149	.711	57	69	126	214	165-1	73	7	597	8.9

Three-Point Field Goals: 1979-80, 0-for-2 (.000); 1980-81 0-for-1 (.000); 1981-82, 0-for-2 (.000); 1982-83, 0-for-3 (.000); 1983-84, 3-for-11 (.273). Totals: 3-for-19 (.158)

CONNER HENRY [#43]**6'7"****195 LBS****07/21/63****CAL-SANTA BARBARA '86***>> Transactions: Signed to the first of two consecutive ten-day contracts on 01/01/87 (also played 18 games for Houston in 1986-87)...Re-signed for the remainder of the season on 01/22/87...Waived on 11/30/87.*

86-87	36	231	38	103	.369	10	17	.588	7	20	27	27	27-0	6	1	98	2.7
87-88	10	81	11	28	.393	9	10	.900	2	8	10	12	11-0	1	1	34	3.4
TOTALS	46	312	49	131	.374	19	27	.704	9	28	37	39	38-0	7	2	132	2.9

Three-Point Field Goals: 1986-87, 12-for-31 (.387); 1987-88, 3-for-8 (.375); Totals: 15-for-39 (.385).

PLAYOFF RECORD

86-87	11	35	8	16	.500	5	10	.500	3	3	6	0	3-0	0	0	22	2.0
-------	----	----	---	----	------	---	----	------	---	---	---	---	-----	---	---	----	-----

Three-Point Field Goals: 1-for-5 (.200).

CLARENCE HERMSEN [#10]**6'9"****235 LBS****03/12/23****D: 03/02/94****MINNESOTA '48**

50-51																	
52-53	4		0	9	.000	1	2	.500			7	0	6-0			1	0.3

PLAYOFF RECORD

50-51	2		1	6	.167	0	0	.000			3	0	6-0			2	1.0
-------	---	--	---	---	------	---	---	------	--	--	---	---	-----	--	--	---	-----

Also played for Tri-Cities in 1950-51 and played 6 games for Indianapolis in 1952-53. Games played for Boston were not recorded.

YEAR G MIN FGM FGA PCT FTM FTA PCT OFF DEF TOT AST PF-DQ ST BL PTS AVG

CHRIS HERREN [#12] 6'2" 190 LBS 09/27/75 FRESNO STATE '99

>> Transactions: Traded by the Denver Nuggets with Bryant Stith for Robert Pack and Gilbert Cheaney on 10/16/00...Waived on 10/28/01.

00-01 25 408 29 96 .302 9 12 .750 4 17 21 56 43-0 14 0 83 3.3
Three-Point Field Goals: 16-for-55 (.291).

SIDNEY HERTZBERG [#4] 6'0" 176 LBS 07/29/22 D: 07/26/05 CCNY

49-50 68 275 865 .318 143 191 .749 200 153 693 10.2
50-51 65 206 651 .316 223 270 .826 260 244 156-4 635 9.8
TOTALS 133 481 1516 .317 366 461 .794 260 444 309 1328 10.0

PLAYOFF RECORD

50-51 2 3 13 .231 4 5 .800 2 3 8 10 5.0

JACK HEWSON [#17] 6'6" 195 LBS 09/07/24 TEMPLE '48

47-48 24 22 89 .247 21 30 .700 1 39 65 2.7

MEL HIRSCH 5'6" 165 LBS 07/31/21 D: 12/68 BROOKLYN '43

46-47 13 9 45 .200 1 2 .500 10 18 19 1.5

CHARLIE HOEFER [#3] 5'9" 158 LBS 07/12/22 HOFSTRA

46-47 35 76 316 .241 59 93 .634 24 81 211 6.0
47-48 7 3 19 .158 4 8 .500 3 17 10 1.4
TOTALS 42 79 335 .236 63 101 .624 27 98 221 5.3

Also played 23 games for Toronto in 1946-47.

BOB HOUBREGS 6'8" 225 LBS 03/12/32 WASHINGTON '53

54-55 2
Also played 62 games for Baltimore and Fort Wayne in 1954-55. Stats with Boston were not recorded.

BAILEY HOWELL [#18] 6'7" 220 LBS 01/20/37 MISSISSIPPI STATE '59

>> Transactions: Traded by the Baltimore Bullets for Mel Counts on 09/01/66...Selected by the Buffalo Braves in the NBA expansion draft on 05/11/70.

66-67 81 2503 636 1242 .512 349 471 .741 677 103 296-4 1621 20.0
67-68 82 2801 643 1336 .481 335 461 .727 805 133 285-4 1621 19.8
68-69 78 2527 612 1257 .487 313 426 .735 685 137 285-3 1537 19.7
69-70 82 2078 399 931 .429 235 308 .763 550 120 261-4 1033 12.6
TOTALS 323 9909 2290 4766 .480 1232 1666 .739 2717 493 1127-15 5812 18.0

PLAYOFF RECORD

66-67 9 241 59 122 .484 20 30 .667 66 5 35-2 138 15.3
67-68 19 597 135 264 .511 74 107 .692 146 22 84-6 344 18.1
68-69 18 551 112 229 .489 46 64 .719 118 19 84-3 270 15.0
TOTALS 46 1389 306 615 .498 140 201 .697 330 46 203-11 752 16.3

JAY HUMPHRIES [#5] 6'3" 185 LBS 10/17/63 COLORADO '84

>> Transactions: Traded by the Utah Jazz with a 1995 second-round draft choice for Blue Edwards on 02/03/95 (also played 12 games for Utah in 1994-95).

94-95 6 52 4 9 .444 2 4 .500 2 1 3 10 10-0 2 0 10 1.7
Three-Point Field Goals: 1994-95, 0-for-1 (.000).

BRANDON HUNTER [#56] 6'7" 260 LBS 11/24/80 OHIO UNIVERSITY '03

>> Transactions: Second round draft choice (56th pick overall) in 2003...Selected by the Charlotte Bobcats in the NBA Expansion Draft on 06/22/04.

03-04 36 406 53 116 .457 19 43 .442 50 68 118 19 40-0 13 1 125 3.5
Three-Point Field Goals: 2003-04, 0-for-3 (.000).

TRACY JACKSON [#11] 6'6" 205 LBS 04/21/59 NOTRE DAME '81

>> Transactions: Second round draft choice (25th pick overall) in 1981...Sold to the Chicago Bulls on 12/09/81.

81-82 11 66 10 26 .385 6 10 .600 7 5 12 5 5-0 3 0 26 2.4
Three-Point Field Goals: None Attempted.

YEAR	G	MIN	FGM	FGA	PCT	FTM	FTA	PCT	OFF	DEF	TOT	AST	PF-DQ	ST	BL	PTS	AVG
------	---	-----	-----	-----	-----	-----	-----	-----	-----	-----	-----	-----	-------	----	----	-----	-----

MIKE JAMES [#13] 6'2" 188 LBS 06/23/75 DUQUESNE '98

>> Transactions: Signed as free agent on 07/25/03...Traded to Detroit for Chucky Atkins, Lindsey Hunter, Detroit's 2004 first round draft choice and cash on 02/19/04.

03-04	55	1684	213	510	.418	76	95	.800	20	156	176	244	113-0	70	2	588	10.7
-------	----	------	-----	-----	------	----	----	------	----	-----	-----	-----	-------	----	---	-----	------

Three-Point Field Goals: 2003-04, 86-for-226 (.381).

JOHN JANISCH [#17] 6'3" 200 LBS 03/15/20 D: 08/25/92 VALPARAISO '46

47-48	3		1	7	.143	1	2	.500				0	3			3	1.0
-------	---	--	---	---	------	---	---	------	--	--	--	---	---	--	--	---	-----

Also played 7 games for Providence in 1947-48.

AL JEFFERSON [#7, #8] 6'10" 265 LBS 01/04/85 PRENTISS HS (MS) '04

>> Transactions: Traded to Minnesota along with Ryan Gomes, Gerald Green, Theo Ratliff, Sebastian Telfair and two future draft choices in exchange for Kevin Garnett on July 31, 2007...First round draft choice (15th overall) in 2004 NBA Draft.

04-05	71	1051	195	369	.528	85	135	.630	119	193	312	24	195-4	22	55	475	6.7
05-06	59	1062	189	379	.499	86	134	.642	97	202	299	30	166-1	30	46	464	7.9
06-07	69	2319	453	882	.514	201	295	.681	237	519	756	88	232-2	48	106	1107	16.0
TOTALS	199	4432	837	1630	.513	372	564	.660	453	914	1367	142	593-7	100	207	2046	10.3

Three-Point Field Goals: 2004-05, 0-for-5 (.000); 2005-06, 0-for-4 (.000); 2006-07, 0-for-1 (.000); Totals: 0-for-8 (.000).

PLAYOFF RECORD

04-05	7	136	17	41	.415	9	12	.750	17	28	45	2	16-0	4	8	43	6.1
-------	---	-----	----	----	------	---	----	------	----	----	----	---	------	---	---	----	-----

Three-Point Field Goals: None Attempted.

DENNIS JOHNSON [#3] 6'4" 202 LBS 09/18/54 D: 02/22/07 PEPPERDINE '76

>> Transactions: Traded by the Phoenix Suns with 1983 first and third-round draft choices for Rick Robey and two 1983 second-round draft choices on 06/27/83...Retired in 1990.

83-84	80	2665	384	878	.437	281	330	.852	87	193	280	338	251-6	93	57	1053	13.2
84-85	80	2976	493	1066	.462	261	306	.853	91	226	317	543	224-2	96	39	1254	15.7
85-86	78	2732	482	1060	.455	243	297	.818	69	199	268	456	206-3	110	35	1213	15.6
86-87	79	2933	423	953	.444	209	251	.833	45	216	261	594	201-0	87	38	1062	13.4
87-88	77	2670	352	803	.438	255	298	.856	62	178	240	598	204-0	93	21	971	12.6
88-89	72	2309	277	638	.434	160	195	.821	31	159	190	472	211-3	94	21	721	10.0
89-90	75	2036	206	475	.434	118	140	.843	48	153	201	485	179-2	81	14	531	7.1
TOTALS	541	18321	2617	5873	.446	1527	1817	.840	433	1324	1757	3486	1476-16	654	233	6805	12.6

Three-Point Field Goals: 1983-84, 4-for-32 (.125); 1984-85, 7-for-26 (.269); 1985-86, 6-for-42 (.143); 1986-87, 7-for-62 (.113); 1987-88, 12-for-46 (.261); 1988-89, 7-for-50 (.140); 1989-90, 1-for-24 (.042). Totals: 44 for 282 (.156).

PLAYOFF RECORD

83-84	22	808	129	319	.404	104	120	.867	30	49	79	97	75-1	25	7	365	16.6
84-85	21	848	142	319	.445	80	93	.860	24	60	84	154	66-0	31	9	364	17.3
85-86	18	715	109	245	.445	67	84	.798	23	53	76	107	58-2	39	5	291	16.2
86-87	23	964	168	361	.465	96	113	.850	24	67	91	205	71-0	16	8	435	18.9
87-88	17	702	91	210	.433	82	103	.796	15	62	77	139	51-0	24	8	270	15.9
88-89	3	59	4	15	.267	0	0	.000	2	2	4	9	8-0	3	0	8	2.7
89-90	5	162	30	62	.484	7	7	1.000	2	12	14	28	17-1	2	2	69	13.8
TOTALS	109	4258	673	1531	.440	436	520	.838	120	305	425	739	346-4	140	39	1802	16.5

Three-Point Field Goals: 1983-84, 3-for-7 (.429); 1984-85, 0-for-14 (.000); 1985-86, 6-for-16 (.357); 1986-87, 3-for-26 (.115); 1987-88, 6-for-16 (.375); 1988-89, None Attempted; 1989-90, 2-for-6 (.333). Totals: 20-for-85 (.235).

JOE JOHNSON [#31] 6'8" 225 LBS 06/29/81 ARKANSAS '03

>> Transactions: First round draft choice (10th pick overall) in 2001...Traded to the Phoenix Suns with Mit Palacio, Randy Brown and a 2002 first-round draft choice for Tony Delk and Rodney Rogers on 02/20/02.

01-02	48	1003	130	296	.439	20	26	.769	40	99	139	74	59-0	33	9	304	6.3
-------	----	------	-----	-----	------	----	----	------	----	----	-----	----	------	----	---	-----	-----

Three-Point Field Goals: 2001-02, 24-for-88 (.273).

RICH JOHNSON [#26] 6'9" 210 LBS 12/18/46 GRAMBLING '68

>> Transactions: Fourth round draft choice (46th pick overall) in 1968.

68-69	31	163	29	76	.382	11	23	.478			52	7	40-0			69	2.2
69-70	65	898	167	361	.462	46	70	.657			208	32	155-3			380	5.8
70-71	1	13	4	5	.800	0	0	.000			5	0	3-0			8	8.0
TOTALS	97	1074	200	442	.452	57	93	.613			265	39	198-3			457	4.7

PLAYOFF RECORD

68-69	2	4	1	1	1.000	0	0	.000			2	0	0-0			2	1.0
-------	---	---	---	---	-------	---	---	------	--	--	---	---	-----	--	--	---	-----

YEAR G MIN FGM FGA PCT FTM FTA PCT OFF DEF TOT AST PF-DQ ST BL PTS AVG

DAMON JONES [#13] 6'3" 185 LBS 08/25/76 HOUSTON '98

>> *Transactions:* Signed to the first of two consecutive contracts on 04/14/99...Re-signed for the remainder of the season on 05/04/99.

98-99 13 213 29 75 .387 3 4 .750 4 27 31 29 16-0 6 0 76 5.8
Three-Point Field Goals: 1998-99, 15-for-33 (.455).

DONTAE' JONES [#13] 6'8" 220 LBS 06/02/75 MISSISSIPPI STATE '97

>> *Transactions:* Traded by the New York Knicks with Scott Brooks, Walter McCarty and John Thomas for Chris Mills and two future second-round draft choices on 10/22/97...Waived on 01/24/99.

97-98 15 91 19 57 .333 0 0 .000 3 6 9 5 12/0 2 3 44 2.9
Three-Point Field Goals: 1997-98, 6-for-23 (.261).

JOHNNY JONES [#27] 6'7" 210 LBS 03/12/43 LOS ANGELES STATE '67

>> *Transactions:* Made the 1967-68 team after playing one year at Los Angeles State, under Bill Sharman...Selected by the Milwaukee Bucks in the NBA expansion draft on 05/06/68.

67-68 51 475 86 253 .340 42 68 .618 114 26 60-0 214 4.2

PLAYOFF RECORD

67-68 5 10 3 6 .500 0 0 .000 4 0 2-0 6 1.2

JUMAINE JONES [#20] 6'8" 218 LBS 02/10/79 GEORGIA '01

>> *Transactions:* Traded from Cleveland for J.R. Bremer, Bruno Sundov and a conditional second round draft choice on 07/29/03...Traded to the Los Angeles Lakers with Chucky Atkins and Chris Mihm for Gary Payton, Rick Fox and a conditional first round draft choice on 08/13/04.

03-04 42 373 33 96 .344 14 23 .609 24 44 68 14 48-0 12 9 93 2.2
Three-Point Field Goals: 2003-04, 13-for-44 (.295).

PLAYOFF RECORD

03-04 2 28 2 6 .333 0 0 .000 1 4 5 2 4-0 0 0 4 2.0
Three-Point Field Goals: 2003-04, 0-for-2 (.000).

K. C. JONES [#25, #27] 6'1" 200 LBS 05/25/32 SAN FRANCISCO '56

>> *Transactions:* Second round draft choice in 1956...Retired in 1967.

58-59	49	609	65	192	.339	41	68	.603	127	70	58-0	171	3.5
59-60	74	1274	169	414	.408	128	170	.753	199	189	109-1	466	6.3
60-61	78	1605	203	601	.338	186	280	.664	279	253	190-3	592	7.6
61-62	79	2054	294	724	.406	147	252	.634	298	345	206-1	735	9.2
62-63	79	1945	230	591	.389	112	177	.633	263	317	221-3	572	7.2
63-64	80	2424	283	722	.392	88	168	.524	372	407	253-0	654	8.2
64-65	78	2454	253	639	.396	145	227	.630	318	437	263-5	649	8.3
65-66	80	2710	240	619	.388	209	303	.690	304	503	243-4	689	8.6
66-67	78	2446	182	459	.397	109	189	.630	239	389	273-7	483	6.2
TOTALS	676	17472	1914	4944	.387	1171	1853	.632	2392	2904	1824-25	4999	7.4

PLAYOFF RECORD

58-59	8	75	5	20	.250	5	5	1.000	12	10	8-0	15	1.9
59-60	13	232	27	80	.337	17	22	.773	45	14	28-0	71	5.5
60-61	9	103	9	30	.300	7	14	.500	19	15	17-0	25	2.8
61-62	14	329	44	102	.431	38	53	.717	56	55	50-1	126	9.0
62-63	13	255	19	64	.297	21	30	.700	36	37	42-1	59	4.5
63-64	10	312	25	72	.347	13	25	.520	37	68	40-0	63	6.3
64-65	12	396	43	104	.413	35	45	.778	39	74	49-1	121	10.1
65-66	17	543	45	109	.413	39	57	.684	52	75	65-0	129	7.6
66-67	9	254	24	75	.320	11	18	.611	24	48	36-1	59	6.6
TOTALS	105	2494	241	656	.367	186	269	.691	320	396	335-4	668	6.4

RONALD "POPEYE" JONES [#4] 6'8" 250 LBS 06/17/70 MURRAY STATE '92

>> *Transactions:* Traded by the Toronto Raptors with Kenny Anderson and Zan Tabak for Chauncey Billups, Dee Brown, John Thomas and Roy Rogers on 02/18/98...Traded with Ron Mercer and Dwayne Schintzius to the Denver Nuggets for Danny Fortson, Eric Williams, Eric Washington and a first-round draft choice on 08/05/99.

97-98 ----- **INJURED** -----
98-99 18 206 20 51 .392 14 17 .824 28 24 52 15 31-0 5 0 54 3.0
TOTALS 18 206 20 51 .392 14 17 .824 28 24 52 15 31-0 5 0 54 3.0

Three-Point Field Goals: 1997-98, None Attempted; 1998-99, 0-for-1 (.000). Total: 0-for-1 (.000).

YEAR	G	MIN	FGM	FGA	PCT	FTM	FTA	PCT	OFF	DEF	TOT	AST	PF-DQ	ST	BL	PTS	AVG
------	---	-----	-----	-----	-----	-----	-----	-----	-----	-----	-----	-----	-------	----	----	-----	-----

SAM JONES [#24]**6'4"****205 LBS****06/24/33 NORTH CAROLINA CENTRAL '57**>> Transactions: First round draft choice (8th pick overall) in 1957...Retired in 1969.

57-58	56	594	100	233	.429	60	84	.714			160	37	42-0			260	4.6
58-59	71	1466	305	703	.434	151	196	.770			428	101	102-0			761	10.7
59-60	74	1512	355	782	.454	168	220	.764			575	125	101-1			878	11.9
60-61	78	2028	480	1069	.449	211	268	.787			421	217	148-1			1171	15.0
61-62	78	2388	596	1284	.464	245	297	.818			458	252	149-0			1435	18.4
62-63	76	2323	621	1305	.476	257	324	.795			396	241	162-1			1499	19.7
63-64	76	2381	612	1359	.450	249	318	.785			349	202	192-1			1473	19.4
64-65	80	2885	821	1818	.452	428	522	.820			411	223	176-0			2070	25.9
65-66	67	2155	626	1335	.469	325	407	.799			347	216	170-0			1577	23.5
66-67	72	2325	638	1406	.454	318	371	.857			538	217	191-1			1594	22.1
67-68	73	2408	621	1348	.461	311	376	.827			357	216	181-0			1553	21.3
68-69	70	1820	496	1103	.450	148	189	.783			265	182	121-0			1140	16.3
TOTALS	871	24285	6271	13745	.456	2869	3572	.803			4305	2209	1735-5			15411	17.7

PLAYOFF RECORD

57-58	8	75	10	22	.455	11	16	.688			24	4	7-0			31	3.9
58-59	11	192	40	108	.370	33	39	.846			63	17	14-0			113	10.3
59-60	13	197	45	117	.385	17	21	.809			41	18	15-0			107	8.2
60-61	10	258	50	112	.446	31	35	.886			54	22	22-0			131	13.1
61-62	14	504	123	277	.444	42	60	.700			99	44	30-0			288	20.6
62-63	13	450	120	248	.484	69	83	.831			81	32	42-1			309	23.8
63-64	10	356	91	180	.506	50	68	.735			47	23	24-0			232	23.2
64-65	12	495	135	294	.459	73	84	.869			55	30	39-1			343	28.6
65-66	17	602	154	343	.449	114	136	.838			86	53	65-1			422	24.8
66-67	9	326	95	207	.459	50	58	.862			46	28	30-1			240	26.7
67-68	19	685	162	367	.441	66	84	.786			64	50	58-0			390	20.5
68-69	18	514	124	296	.419	55	69	.797			58	37	45-1			303	16.8
TOTALS	154	4654	1149	2571	.447	611	753	.811			718	358	391-5			2909	18.9

JEFF JUDKINS [#32]**6'6"****185 LBS****03/23/56****UTAH '78**>> Transactions: Second round draft choice (30th pick overall) in 1978...Selected by the Dallas Mavericks in the NBA expansion draft on 07/28/80.

78-79	81	1521	295	587	.503	119	146	.815	70	121	191	145	184-1	81	12	709	8.8
79-80	65	674	139	276	.504	62	76	.816	32	34	66	47	91-0	29	5	351	5.4
TOTALS	146	2195	434	863	.503	181	222	.816	102	155	257	192	275-1	110	17	1060	7.3

Three-Point Field Goals: 1979-80 11-for-27 (.407).

PLAYOFF RECORD

79-80	7	10	4	8	.500	0	0	.000	3	1	4	0	0-0	1	0	9	1.3
-------	---	----	---	---	------	---	---	------	---	---	---	---	-----	---	---	---	-----

Three-Point Field Goals: 1979-80, 1-for-3 (.333).

GEORGE KAFTAN [#9]**6'3"****190 LBS****02/22/28****HOLY CROSS '48**

48-49	21		116	315	.368	72	115	.626				61	28			304	14.5
49-50	55		199	535	.372	136	208	.654				145	92			534	9.7
TOTALS	76		315	850	.371	208	323	.644				206	120			838	11.0

TONY KAPPEN [#5]**5'10"****165 LBS****04/13/19 D: 12/18/93****NO COLLEGE**

46-47	18	25	91	275	.24	38	632				6	24				74	4.1
-------	----	----	----	-----	-----	----	-----	--	--	--	---	----	--	--	--	----	-----

Also played 41 games for Pittsburgh in 1946-47

GERARD KELLY [#14, #24]**6'2"****180 LBS****06/14/18****MARSHALL**

46-47	43		91	313	.291	74	111	.667				21	128			256	6.0
-------	----	--	----	-----	------	----	-----	------	--	--	--	----	-----	--	--	-----	-----

TOM KELLY [#6]**6'2"****172 LBS****03/05/24 D: 03/20/08 NY UNIVERSITY '48**

48-49	27		73	218	.335	45	73	.616				38	73			191	7.1
-------	----	--	----	-----	------	----	----	------	--	--	--	----	----	--	--	-----	-----

TOBY KIMBALL [#26]**6'8"****220 LBS****09/07/42****CONNECTICUT '65**>> Transactions: Third round draft choice (22nd pick overall) in 1965...Selected by the San Diego Rockets in the NBA expansion draft on 05/01/67.

66-67	38	222	35	97	.361	27	40	.675			146	13	42-0			97	2.6
-------	----	-----	----	----	------	----	----	------	--	--	-----	----	------	--	--	----	-----

PLAYOFF RECORD

66-67	1	4	0	2	.000	0	0	.000			3	0	1-0			0	0.0
-------	---	---	---	---	------	---	---	------	--	--	---	---	-----	--	--	---	-----

YEAR	G	MIN	FGM	FGA	PCT	FTM	FTA	PCT	OFF	DEF	TOT	AST	PF-DQ	ST	BL	PTS	AVG
MAURICE KING [#19]			6'3"		195 LBS		03/12/35		KANSAS '57								
59-60	1	19	5	8	.625	0	1	.000			4	2	3-0			10	10.0

STACEY KING [#41]			6'11"		250 LBS		01/29/67		OKLAHOMA '89								
<i>>> Transactions: Signed to a ten-day contract on 03/07/97...Not signed to a second ten-day contract and was released on 03/21/97 (also played 6 games for Dallas in 1996-97).</i>																	
96-97	5	33	5	7	.714	2	3	.667	1	8	9	1	3-0	0	1	12	2.4
Three-Point Field Goals: 1996-97, None Attempted.																	

BOB KINNEY [#22]			6'6"		220 LBS		09/16/20 D: 09/02/85		RICE '42								
48-49	21		75	224	.335	54	91	.593				26	89			204	9.7
49-50	60		233	621	.375	201	320	.628				100	251			667	11.1
TOTALS	81		308	845	.364	255	411	.620				126	340			871	10.8
Also played 37 games for Fort Wayne in 1948-49.																	

GREG KITE [#50]			6'11"		250 LBS		08/05/61		BRIGHAM YOUNG '83								
<i>>> Transactions: First round draft choice (21st pick overall) in 1983...Waived on 02/01/88 (also played 40 games for LA Clippers in 1987-88).</i>																	
83-84	35	197	30	66	.455	5	16	.313	27	35	62	7	42-0	1	5	65	1.9
84-85	55	424	33	88	.375	22	32	.688	38	51	89	17	84-3	3	10	88	1.6
85-86	64	464	34	91	.374	15	39	.385	35	93	128	17	81-1	3	28	83	1.3
86-87	74	745	47	110	.427	29	76	.382	61	108	169	27	148-2	17	46	123	1.7
87-88	13	86	9	23	.391	1	6	.167	10	14	24	2	16-0	3	8	19	1.5
TOTALS	241	1916	153	378	.405	72	169	.426	171	301	472	70	371-6	27	97	378	1.6
Three-Point Field Goals: 1985-86, 0-for-1 (.000); 1986-87, 0-for-1 (.000). Totals: 0-for-2 (.000).																	

PLAYOFF RECORD																	
83-84	11	38	1	8	.125	5	6	.833	5	4	9	3	9-0	0	1	7	0.6
84-85	9	63	5	12	.417	1	2	.500	5	11	16	3	13-0	1	0	11	1.2
85-86	13	78	7	10	.700	4	7	.571	5	14	19	3	20-0	2	4	18	1.4
86-87	20	172	7	20	.350	3	7	.429	15	31	46	8	43-1	2	8	17	0.9
TOTALS	53	351	20	50	.400	13	22	.591	30	60	90	17	85-1	5	13	53	1.0
Three-Point Field Goals: None Attempted.																	

JOE KLEINE [#53]			7'0"		271 LBS		01/04/62		ARKANSAS '85								
<i>>> Transactions: Traded by the Sacramento Kings with Ed Pinckney for Danny Ainge and Brad Lohaus on 02/23/89 (also played 47 games for Sacramento in 1988-89)...Contract was not renewed after the 1992-93 season and he became a free agent.</i>																	
88-89	28	498	59	129	.457	53	64	.828	49	88	137	32	66-0	15	5	171	6.1
89-90	81	1365	176	367	.480	83	100	.830	117	238	355	46	170-0	15	27	435	5.4
90-91	72	850	102	218	.468	54	69	.783	71	173	244	21	108-0	15	14	258	3.6
91-92	70	991	144	293	.491	34	48	.708	94	202	296	32	99-0	23	14	326	4.7
92-93	78	1129	108	267	.404	41	58	.707	113	233	346	39	123-0	17	17	257	3.3
TOTALS	329	4833	589	1274	.461	265	339	.782	444	934	1378	170	566-0	85	77	1447	4.4
Three-Point Field Goals: 1988-89, 0-for-1 (.000); 1989-90, 0-for-4 (.000); 1990-91, 0-for-2 (.000); 1991-92, 4-for-8 (.500); 1992-93, 0-for-6 (.000). Totals: 4-for-22 (.182).																	

PLAYOFF RECORD																	
88-89	3	65	6	11	.545	7	9	.778	4	13	17	2	9-0	0	1	19	6.3
89-90	5	79	13	17	.765	5	6	.833	3	11	14	2	12-0	2	3	31	6.2
90-91	5	31	4	9	.444	0	0	.000	5	6	11	1	7-0	0	0	8	1.6
91-92	9	82	9	22	.409	2	2	1.00	6	16	22	1	11-0	0	1	20	2.2
92-93	4	29	3	5	.600	0	0	.000	0	5	5	0	4-0	0	1	6	1.5
TOTALS	26	286	35	64	.547	14	17	.824	18	51	69	6	43-0	2	6	84	3.2
Three-Point Field Goals: 1988-89, 0-for-1 (.000); 1989-90, 0-for-1 (.000); 1991-92, 0-for-1 (.000). Totals: 0-for-3 (.000).																	

BILLY KNIGHT [#35]			6'6"		195 LBS		06/09/52		PITTSBURGH '74								
<i>>> Transactions: Traded by the San Diego Clippers with Nate Archibald, Marvin Barnes and draft choices for Kevin Kunnert, Kermit Washington, Sidney Wicks and the rights to Freeman Williams on 08/04/78...Traded to the Indiana Pacers for Rick Robey on 01/16/79 (also played 39 games for Indiana in 1978-79).</i>																	
78-79	40	1119	219	436	.502	118	146	.808	41	132	173	66	86-1	31	3	556	13.9

YEAR	G	MIN	FGM	FGA	PCT	FTM	FTA	PCT	OFF	DEF	TOT	AST	PF-DQ	ST	BL	PTS	AVG
------	---	-----	-----	-----	-----	-----	-----	-----	-----	-----	-----	-----	-------	----	----	-----	-----

TRAVIS KNIGHT [#40] 7'0" 235 LBS 09/13/74 CONNECTICUT '96

>> Transactions: Signed as a free agent on 07/01/97...Traded to the Los Angeles Lakers for Tony Battie on 01/21/99.

97-98	74	1503	193	438	.441	81	103	.786	146	219	365	104	253-3	54	82	482	6.5
-------	----	------	-----	-----	------	----	-----	------	-----	-----	-----	-----	-------	----	----	-----	-----

BART KOFOED [#12] 6'4" 210 LBS 03/24/64 KEARNEY STATE '87

>> Transactions: Signed as a free agent on 10/08/92...Waived on 11/26/92.

92-93	7	41	3	13	.231	11	14	.786	0	1	1	10	1-0	2	1	17	2.4
-------	---	----	---	----	------	----	----	------	---	---	---	----	-----	---	---	----	-----

Three-Point Field Goals: 1992-93, 0-for-1 (.000).

HAROLD KOTTMAN [#9] 6'8" 220 LBS 08/22/22 CULVER-STOCKTON '46

46-47	53		59	188	.314	47	101	.465				17	58			165	3.1
-------	----	--	----	-----	------	----	-----	------	--	--	--	----	----	--	--	-----	-----

WAYNE KREKLOW [#20] 6'4" 175 LBS 01/04/57 DRAKE '79

>> Transactions: Third round draft choice (53rd pick overall) in 1979...Waived on 10/10/79...Re-signed on 09/12/80...Waived on 01/21/81.

80-81	25	100	11	47	.234	7	10	.700	2	10	12	9	20-0	2	1	30	1.2
-------	----	-----	----	----	------	---	----	------	---	----	----	---	------	---	---	----	-----

Three-Point Field Goals: 1980-81, 1-for-4 (.250).

STEVE KUBERSKI [#11, #33] 6'8" 215 LBS 11/06/47 BRADLEY '69

>> Transactions: Fourth round draft choice (52nd pick overall) in 1969...Selected by the New Orleans Jazz in the NBA expansion draft on 05/20/74...Signed as a free agent on 12/11/75 (also played 10 games for Buffalo in 1975-76)...Waived on 12/08/77.

69-70	51	797	130	335	.388	64	92	.696				257	29	87-0		324	6.4
70-71	82	1867	313	745	.420	133	183	.727				538	78	198-1		759	9.3
71-72	71	1128	185	444	.417	80	102	.784				320	46	130-1		450	6.3
72-73	78	762	140	347	.403	65	84	.774				197	26	92-0		345	4.4
73-74	78	985	157	368	.427	86	111	.775	96	141	237	38	125-0	7	7	400	5.1
75-76	60	882	128	274	.467	68	76	.895	86	148	234	44	123-1	11	11	324	5.4
76-77	76	860	131	312	.420	63	83	.759	76	133	209	39	89-0	7	5	325	4.3
77-78	3	14	1	4	.250	0	0	.000	1	5	6	0	2-0	1	0	2	0.7
TOTALS	499	7285	1185	2829	.419	559	731	.765	259	427	1998	300	846-3	26	23	2929	5.9

PLAYOFF RECORD

71-72	11	218	48	87	.552	32	38	.842				63	3	23-0		128	11.6
72-73	12	95	19	46	.413	7	10	.700				14	3	15-0		45	3.8
73-74	9	69	5	25	.200	5	10	.500	8	12	20	2	9-0	1	1	15	1.7
75-76	18	232	38	81	.469	21	26	.808	16	35	51	16	38-0	0	3	97	5.4
TOTALS	50	614	110	239	.460	65	84	.774	24	47	148	24	85-0	1	4	285	5.7

FRANK KUDELKA [#21] 6'2" 193 LBS 06/25/25 D: 05/04/93 ST. MARY'S (CA)

50-51

PLAYOFF RECORD

50-51	1		2	4	.500	0	3	.000				5	2	3-0		4	4.0
-------	---	--	---	---	------	---	---	------	--	--	--	---	---	-----	--	---	-----

Also played for Washington in 1950-51. Games played for Boston were not recorded.

RAEF LAFRENTZ [#45] 6'11" 245 LBS 05/29/76 KANSAS '98

>> Transactions: Traded by the Dallas Mavericks along with Chris Hills, Jiri Welsch and a first round draft choice for Tony Delk and Antoine Walker on 10/20/03...Traded to the Portland Trail Blazers along with Dan Dickau and Boston's 2006 first round draft pick (#7 pick overall) for Sebastian Telfair, Theo Ratliff and a second round draft pick in 2008 on 06/28/06.

03-04	17	328	57	124	.460	10	13	.769	30	49	79	24	47-1	8	13	132	7.8
04-05	80	2196	341	688	.496	120	148	.811	154	399	553	98	262-2	42	99	884	11.1
05-06	82	2033	238	552	.431	51	75	.680	80	326	406	115	273-6	29	72	639	7.8
TOTALS	179	4557	636	1364	.466	181	236	.767	264	774	1038	237	582-9	79	184	1655	9.2

Three-Point Field Goals: 2003-04, 8-for-40 (.200); 2004-05, 82-for-225 (.364); 2005-06, 112-for-286 (.392). Totals: 202-for-551 (.367).

PLAYOFF RECORD

04-05	7	185	16	41	.390	8	10	.800	6	28	34	8	27-1	6	12	48	6.9
TOTALS	7	185	16	41	.390	8	10	.800	6	28	34	8	27-1	6	12	48	6.9

Three-Point Field Goals: 2004-05, 8-for-16 (.500).

YEAR G MIN FGM FGA PCT FTM FTA PCT OFF DEF TOT AST PF-DQ ST BL PTS AVG

TONY LAVELLI [#4, #11] 6'3" 185 LBS 07/11/26 D: 01/10/98 YALE '49

>> Transactions: First round draft choice in 1949.

49-50	56		162	436	.372	168	197	.853			40	107			492	8.8
-------	----	--	-----	-----	------	-----	-----	------	--	--	----	-----	--	--	-----	-----

ED LEEDE [#5] 6'3" 185 LBS 07/17/27 DARTMOUTH '48

49-50	64		174	507	.343	223	316	.706			130	167			571	8.9
50-51	57		119	370	.322	140	189	.741			118	95	144-3		378	6.6
TOTALS	121		293	877	.335	363	505	.719			118	225	311		949	7.8

PLAYOFF RECORD

50-51	2		1	7	.143	1	1	1.000			0	2	3		3	1.5
-------	---	--	---	---	------	---	---	-------	--	--	---	---	---	--	---	-----

REGGIE LEWIS [#35] 6'7" 195 LBS 11/21/65 D: 07/27/93 NORTHEASTERN '87

>> Transactions: First round draft choice (22nd pick overall) in 1987.

87-88	49	405	90	193	.466	40	57	.702	28	35	63	26	54-0	16	15	220	4.5
88-89	81	2657	604	1242	.486	284	361	.787	116	261	377	218	258-5	124	72	1495	18.5
89-90	79	2522	540	1089	.496	256	317	.808	109	238	347	225	216-2	88	63	1340	17.0
90-91	79	2878	598	1219	.491	281	340	.826	119	291	410	201	234-1	98	85	1478	18.7
91-92	82	3070	703	1397	.503	292	343	.851	117	277	394	185	258-4	125	105	1703	20.8
92-93	80	3144	663	1410	.470	326	376	.867	88	259	347	298	248-1	118	77	1666	20.8
TOTALS	450	14674	3198	6550	.488	1479	1794	.824	577	1361	1938	1153	1268-13	569	417	7902	17.6

Three-Point Field Goals: 1987-88, 0-for-4 (.000); 1988-89, 3-for-22 (.136); 1989-90, 4-for-15 (.267); 1990-91, 1-for-13 (.077); 1991-92, 5-for-21 (.238); 1992-93, 14-for-60 (.233). Totals: 27-for-135 (.200).

PLAYOFF RECORD

87-88	12	70	13	34	.382	3	5	.600	9	7	16	4	13-0	3	2	29	2.4
88-89	3	125	26	55	.473	9	13	.692	5	16	21	11	11-0	5	0	61	20.3
89-90	5	200	37	62	.597	27	35	.771	9	16	25	22	14-0	7	2	101	20.2
90-91	11	462	95	195	.487	56	68	.824	18	50	68	32	33-1	12	6	246	22.4
91-92	10	408	115	218	.528	48	63	.762	11	32	43	39	38-2	24	8	280	28.0
92-93	1	13	7	11	.636	3	4	.750	2	0	2	1	1-0	0	1	17	17.0
TOTALS	42	1278	293	575	.510	146	188	.777	54	121	175	109	110-3	51	19	734	17.5

Three-Point Field Goals: 1987-88, 0-for-1 (.000); 1988-89, 0-for-2 (.000); 1989-90, 0-for-1 (.000); 1990-91, 0-for-4 (.000); 1991-92, 2-for-6 (.333); 1992-93, 0-for-1 (.000). Totals: 2-for-15 (.133).

TODD LICHTI [#30] 6'4" 205 LBS 01/08/67 STANFORD '89

>> Transactions: Signed the first of two consecutive ten-day contracts on 03/29/94...Not signed for the remainder of the season and was released on 04/17/94 (also played 5 games for Golden State and 4 games for Orlando in 1993-94).

93-94	4	48	6	14	.429	7	14	.500	2	6	8	6	4-0	5	1	19	4.8
-------	---	----	---	----	------	---	----	------	---	---	---	---	-----	---	---	----	-----

Three-Point Field Goals: 1993-94, None Attempted.

ALTON LISTER [#53] 7'0" 245 LBS 10/01/58 ARIZONA STATE '81

>> Transactions: Traded by the Milwaukee Bucks with Todd Day for Sherman Douglas on 11/26/95 (also played 7 games for Milwaukee in 1995-96)...Rights were renounced on 07/07/97.

95-96	57	647	47	96	.490	39	62	.629	60	191	251	15	121-1	6	39	133	2.3
96-97	53	516	32	77	.416	23	31	.742	66	102	168	13	95-1	8	14	87	1.6
TOTALS	110	1163	79	173	.453	62	93	.686	126	293	419	28	216-2	14	53	220	2.0

Three-Point Field Goals: 1995-96, 1996-97, None Attempted.

BRAD LOHAUS [#54] 7'0" 235 LBS 09/29/64 IOWA '87

>> Transactions: Second round draft choice (45th pick overall) in 1987...Traded with Danny Ainge to the Sacramento Kings for Joe Kleine and Ed Pinckney on 02/23/89.

87-88	70	718	122	246	.496	50	62	.806	46	92	138	49	123-1	20	41	297	4.2
88-89	48	738	117	270	.433	35	46	.761	47	95	142	49	101-1	21	26	269	5.6
TOTALS	118	1456	239	516	.463	85	108	.787	93	187	280	98	224-2	41	67	566	4.8

Three-Point Field Goals: 1987-88, 3-for-13 (.231); 1988-89, 0-for-4 (.000). Totals: 3-for-17 (.176).

PLAYOFF RECORD

87-88	9	26	8	11	.727	0	0	.000	1	3	4	0	4-0	0	1	16	1.8
-------	---	----	---	----	------	---	---	------	---	---	---	---	-----	---	---	----	-----

Three-Point Field Goals: 0-for-2 (.000).

YEAR G MIN FGM FGA PCT FTM FTA PCT OFF DEF TOT AST PF-DQ ST BL PTS AVG

GRANT LONG [#43] 6'9" 248 LBS 03/12/66 EASTERN MICHIGAN '88

>> Transactions: Signed as a free agent on 01/16/05...Completed contract and was not re-signed.

02-03 41 488 27 70 .386 18 23 .783 24 59 83 25 62-0 9 1 72 1.8
Three-Point Field Goals: 2002-03, 0-for-3 (.000).

PLAYOFF RECORD

02-03 8 34 1 4 .250 0 0 .000 3 2 5 1 1-0 0 0 2 0.3
Three-Point Field Goals: 2002-03, None Attempted.

JIM LOSCUTOFF [#18] 6'5" 230 LBS 02/04/30 OREGON '55

>> Transactions: First round draft choice in 1955...Retired in 1964.

55-56 71 1582 226 628 .360 139 207 .671 622 65 213-4 591 8.3
56-57 70 2220 306 888 .345 132 187 .706 730 89 244-5 744 10.6
57-58 5 56 11 31 .355 1 3 .333 20 1 8-0 23 4.6
58-59 66 1680 242 686 .353 62 84 .738 420 60 285-15 546 8.3
59-60 28 536 66 205 .322 22 36 .611 108 12 108-6 154 5.5
60-61 76 1153 144 478 .301 49 76 .645 291 25 238-5 358 4.7
61-62 79 1146 188 519 .362 45 84 .536 329 51 185-3 421 5.3
62-63 63 607 94 251 .375 22 42 .524 157 25 126-1 210 3.3
63-64 53 451 56 182 .308 18 31 .581 131 25 90-1 130 2.5
TOTALS 511 9431 1333 3868 .345 490 750 .653 2808 353 1497-40 3156 6.2

PLAYOFF RECORD

55-56 3 89 11 31 .355 7 9 .788 26 4 8-0 29 9.7
56-57 10 259 31 109 .284 18 28 .643 83 5 46-2 80 8.0
58-59 11 260 39 113 .345 11 21 .524 73 13 49-1 89 8.1
60-61 10 116 15 54 .278 7 9 .778 35 3 34-0 37 3.7
61-62 14 212 31 86 .360 4 10 .400 59 6 59-5 66 4.7
62-63 9 56 7 25 .280 1 2 .500 21 1 20-0 15 1.7
63-64 1 5 2 2 1.000 0 0 .000 2 0 3-0 4 4.0
TOTALS 58 997 136 420 .324 48 79 .608 299 32 219-8 320 5.5

CLYDE LOVELLETTE [#4, #34] 6'9" 235 LBS 09/07/29 KANSAS '52

62-63 61 568 161 376 .428 73 98 .745 177 27 137-0 395 6.5
63-64 45 437 128 305 .420 45 57 .789 126 24 100-0 301 6.7
TOTALS 106 1005 289 681 .424 118 155 .761 303 51 237-0 696 6.6

PLAYOFF RECORD

62-63 6 40 7 26 .269 4 6 .667 5 1 13-0 18 3.0
63-64 5 40 8 34 .235 4 4 1.000 7 2 8-0 20 4.0
TOTALS 11 80 15 60 .250 8 10 .800 12 3 21-0 38 3.5

AL LUCAS 6'3" 195 LBS 07/04/22 D: 04/26/95 FORDHAM

48-49 2 1 3 .333 0 0 .000 2 0 2 1.0

ED MACAULEY [#22] 6'8" 190 LBS 03/22/28 ST. LOUIS '49

>> Transactions: Selected in the NBA dispersal draft on 04/25/50...Traded with the draft rights of Cliff Hagan to the St. Louis Hawks for the draft rights to Bill Russell on 04/29/50.

50-51 68 459 985 466 614 .759 616 252 205-4 1384 20.4
51-52 66 2631 384 888 .432 496 621 .799 529 232 174-0 1264 19.2
52-53 69 2902 451 997 .452 500 667 .750 529 280 188-0 1402 20.3
53-54 71 2792 462 950 .486 420 554 .758 671 271 168-1 1344 18.9
54-55 71 2706 403 951 .424 442 558 .792 600 275 171-0 1248 17.6
55-56 71 2354 420 995 .422 400 504 .794 422 211 158-2 1240 17.5
TOTALS 416 2579 5796 .447 2724 3518 .774 3367 1521 1064-7 7882 18.9

PLAYOFF RECORD

50-51 2 17 36 .472 10 16 .625 18 8 4-0 44 22.0
51-52 3 129 27 49 .551 16 19 .842 33 11 11-1 70 23.3
52-53 6 278 31 71 .437 39 54 .722 58 21 23-2 101 16.8
53-54 5 127 8 22 .364 9 13 .692 21 21 14-0 25 5.0
54-55 7 283 43 93 .462 41 54 .759 52 32 21-0 127 18.1
55-56 3 73 12 30 .400 7 11 .636 15 5 6-0 31 10.3
TOTALS 26 138 301 .458 122 167 .731 197 98 79-3 398 15.0

YEAR	G	MIN	FGM	FGA	PCT	FTM	FTA	PCT	OFF	DEF	TOT	AST	PF-DQ	ST	BL	PTS	AVG
------	---	-----	-----	-----	-----	-----	-----	-----	-----	-----	-----	-----	-------	----	----	-----	-----

JOHN MAHNKEN [#16]																	
6'8" 220 LBS 06/16/22																	
GEORGETOWN '45																	
49-50	24		44	168	.262	23	36	.639				42	74			111	4.6
50-51																	
51-52	60	581	78	227	.344	26	43	.605			132	63	91-2			182	3.0
52-53	69	771	76	252	.302	39	56	.696			182	75	110-1			191	2.8
TOTALS																	

PLAYOFF RECORD																	
51-52	3	50	2	7	.286	3	6	.500			10	3	11-1			7	2.3
52-53	6	72	0	10	.000	5	5	1.000			19	6	16-0			5	0.8
TOTALS	9	122	2	17	.118	8	11	.727			29	9	27-1			12	1.3

Also played 2 games for Fort Wayne and 36 games for Tri-Cities in 1949-50. Also played for Indianapolis in 1950-51. Games played for Boston were not recorded.

FRANCIS MAHONEY [#19]																	
6'4" 205 LBS 11/20/27																	
BROWN '50																	
52-53	6	34	4	10	.400	4	5	.800			7	1	7-0			12	2.0

PLAYOFF RECORD																	
52-53	4	45	3	14	.214	3	5	.600			7	2	14-0			9	2.3

PETE MARAVICH [#44]																
6'5" 200 LBS 06/22/48 D: 01/05/88LOUISIANA STATE '70																

<i>>> Transactions: Signed as a free agent on 01/22/80 (also played 17 games for Utah in 1979-80).</i>																	
79-80	26	442	123	249	.494	50	55	.909	10	28	38	29	49-1	9	2	299	11.5
Three-Point Field Goals: 1979-80, 3-for-4 (.750).																	

PLAYOFF RECORD																	
79-80	9	104	25	51	.490	2	3	.667	0	8	8	6	12-0	3	0	54	6.0
Three-Point Field Goals: 1979-80, 2-for-6 (.333).																	

STEPHON MARBURY [#8]																
6'2" 205 LBS 02/20/77																
GEORGIA TECH '96																

<i>>> Transactions: Signed as a free agent on 02/27/09.</i>																	
08-09	23	414	38	111	.342	6	13	.462	2	26	28	75	34-0	10	3	88	3.8
Three-Point Field Goals: 2008-09, 6-for-25 (.240).																	

PLAYOFF RECORD																	
08-09	14	166	20	66	.303	9	9	1.000	2	11	13	25	15-0	1	0	52	3.7
Three-Point Field Goals: 2008-09, 3-for-12 (.250).																	

SAUL MARIASCHIN [#4]																
5'11" 165 LBS 09/01/24																
HARVARD '47																

<i>>> Transactions: Third round draft choice in 1947.</i>																	
47-48	43		125	463	.270	83	117	.709				60	121			333	7.7

PLAYOFF RECORD																	
47-48	2		10	42	.238	9	14	.643				1	12			29	9.7

TONY MASSENBURG [#41]																
6'9" 220 LBS 07/31/67																
MARYLAND '90																

<i>>> Transactions: Signed to the first of two consecutive ten-day contracts on 01/10/92...Contract expired on 01/29/92 and was not signed for the remainder of the season (also played 7 games for Golden State; 3 games for Charlotte and 1 game for San Antonio in 1991-92)...Signed as a free agent on 07/28/97...Traded with a future second-round draft choice to the Vancouver Grizzlies for Roy Rogers on 10/28/97.</i>																	
91-92	7	46	4	9	.444	2	4	.500	2	7	9	0	7-0	0	1	10	1.4
Three-Point Field Goals: 1991-92, None Attempted.																	

CEDRIC MAXWELL [#30, #31]																
6'8" 217 LBS 11/21/55																
UNC CHARLOTTE '77																

<i>>> Transactions: First round draft choice (12th pick overall) in 1977...Traded with a 1986 first round draft choice and cash to the Los Angeles Clippers for Bill Walton on 09/06/85.</i>																	
77-78	72	1213	170	316	.538	188	250	.752	138	241	379	68	151-2	53	48	528	7.3
78-79	80	2969	472	808	.584	574	716	.802	272	519	791	228	266-4	98	74	1518	19.0
79-80	80	2744	457	750	.609	436	554	.787	284	420	704	199	266-6	76	61	1350	16.9
80-81	81	2730	441	750	.588	352	450	.782	222	303	525	219	256-5	79	68	1234	15.2
81-82	78	2590	397	724	.548	357	478	.747	218	281	499	183	263-6	79	49	1151	14.8
82-83	79	2252	351	663	.499	280	345	.812	185	237	422	186	202-3	65	39	942	11.9
83-84	80	2502	317	596	.532	320	425	.753	201	260	461	205	224-4	63	24	955	11.9
84-85	57	1495	201	377	.533	231	278	.831	98	144	242	102	140-2	36	15	633	11.1
TOTALS	607	18495	2786	4984	.559	2738	3496	.783	1618	2405	4023	1390	1768-32	549	378	8311	13.7
Three-Point Field Goals: 1980-81, 0-for-1 (.000); 1981-82, 0-for-3 (.000); 1982-83, 0-for-1 (.000); 1983-84, 1-for-6 (.167); 1984-85, 0-for-2 (.000). Totals: 1-for-13 (.077).																	

YEAR	G	MIN	FGM	FGA	PCT	FTM	FTA	PCT	OFF	DEF	TOT	AST	PF-DQ	ST	BL	PTS	AVG
PLAYOFF RECORD																	
79-80	9	320	59	93	.634	46	61	.754	31	59	90	19	25-0	5	10	164	18.2
80-81	17	598	101	174	.580	72	88	.818	61	64	125	46	53-0	12	16	274	16.1
81-82	12	385	62	120	.517	50	70	.714	37	50	87	26	40-0	18	11	174	14.5
82-83	7	246	29	55	.527	32	38	.842	23	28	51	23	18-0	4	4	90	12.9
83-84	23	752	84	167	.503	106	136	.779	52	67	119	55	77-1	22	7	274	11.9
84-85	20	238	21	43	.488	34	43	.791	17	30	47	7	29-0	2	2	76	3.8
TOTALS	88	2539	356	652	.546	340	436	.780	221	298	519	176	242-1	70	50	1052	11.9

Three-Point Field Goals: 1983-84, 0-for-1 (.000).

BOB MCADOO [#11] 6'9" 210 LBS 09/25/51 NORTH CAROLINA '73

>> Transactions: Traded by the New York Knicks for future draft choices and a player to be named later on 02/12/79 (New York acquired Tom Barker to complete the deal)...Also played 40 games for New York in 1978-79...Awarded to the Detroit Pistons for future draft choices as compensation for signing veteran free agent M.L. Carr on 09/06/79.

78-79	20	637	167	334	.500	77	115	.670	36	105	141	40	55-1	12	20	411	20.6
-------	----	-----	-----	-----	------	----	-----	------	----	-----	-----	----	------	----	----	-----	------

JOHN MCCARTHY [#21] 6'1" 185 LBS 04/25/34 CANISIUS '56

63-64	28	206	16	48	.333	5	13	.385			35	24	42-0			37	1.3
-------	----	-----	----	----	------	---	----	------	--	--	----	----	------	--	--	----	-----

PLAYOFF RECORD

63-64	1	8	1	1	1.000	0	0	.000			1	1	0-0			2	2.0
-------	---	---	---	---	-------	---	---	------	--	--	---	---	-----	--	--	---	-----

WALTER MCCARTY [#0] 6'10" 230 LBS 02/01/74 KENTUCKY '96

>> Transactions: Traded by the New York Knicks with Scott Brooks, Dontae' Jones and John Thomas for Chris Mills and two second round draft choices on 10/22/97...Traded to the Phoenix Suns for a second round draft choice on 02/08/05.

97-98	82	2340	295	730	.404	144	194	.742	141	223	364	177	274-6	110	44	788	9.6
98-99	32	659	64	177	.362	40	57	.702	36	79	115	40	88-0	24	13	181	5.7
99-00	61	879	78	230	.339	39	54	.722	33	77	110	70	83-1	24	23	229	3.8
00-01	60	478	45	126	.357	22	28	.786	24	57	81	39	82-0	14	7	131	2.2
01-02	56	718	80	180	.444	13	19	.684	32	96	128	41	83-0	18	7	212	3.8
02-03	82	1949	173	418	.414	61	98	.622	64	224	288	106	188-1	78	28	498	6.1
03-04	77	1900	203	523	.388	62	82	.756	28	211	239	124	179-1	72	22	605	7.9
04-05	44	553	62	150	.413	8	15	.533	21	56	77	26	85-0	15	9	162	3.7
TOTALS	494	9476	1000	2534	.395	389	547	.711	379	1023	1402	623	1062-9	355	153	2806	5.7

Three-Point Field Goals: 1997-98, 54-for-175 (.309); 1998-99, 13-for-50 (.260); 1999-00, 34-for-110 (.309); 2000-01, 19-for-56 (.339); 2001-02, 39-for-99 (.394); 2002-03, 91-for-248 (.367); 2003-04, 137-for-366 (.374); 2004-05, 30-for-90 (.333). Totals: 417-for-1194 (.349).

PLAYOFF RECORD

01-02	14	194	17	38	.447	7	9	.778	8	26	34	4	19-0	4	4	44	3.1
02-03	10	352	36	75	.480	6	7	.857	10	33	43	22	35-0	8	11	99	9.9
03-04	4	127	11	23	.478	0	0		3	18	21	8	7-0	2	4	28	7.0
TOTALS	28	673	64	136	.471	13	16	.813	21	77	98	34	61-0	14	19	171	6.1

Three-Point Field Goals: 2001-02, 3-for-18 (.167); 2002-03, 21-for-52 (.404); 2003-04, 6-for-15 (.400). Totals: 30-for-85 (.353).

XAVIER MCDANIEL [#31, #34] 6'7" 232 LBS 06/04/63 WICHITA STATE '85

>> Transactions: Signed as a free agent on 09/10/92...Contract expired and elected to play overseas on 09/06/95.

92-93	82	2215	457	924	.495	191	241	.793	168	321	489	163	249-4	72	51	1111	13.5
93-94	82	1971	387	839	.461	144	213	.676	142	258	400	126	193-0	48	39	928	11.3
94-95	68	1430	246	546	.451	89	125	.712	94	206	300	108	146-0	30	20	587	8.6
TOTALS	232	5616	1090	2309	.472	424	579	.732	404	785	1189	397	588-4	150	110	2626	11.3

Three-Point Field Goals: 1992-93, 6-for-22 (.273); 1993-94, 10-for-41 (.244); 1994-95, 6-for-21 (.286). Totals: 22-for-84 (.262).

PLAYOFF RECORD

92-93	4	126	22	53	.415	6	9	.667	6	12	18	9	16-0	1	4	50	12.5
94-95	4	59	5	17	.294	3	4	.750	2	4	6	5	5-0	0	0	13	3.3
TOTALS	8	185	27	70	.386	9	13	.692	8	16	24	14	21-0	1	4	63	7.9

Three-Point Field Goals: 1992-93, 0-for-2 (.000); 1994-95, 0-for-1 (.000). Totals: 0-for-3 (.000).

YEAR G MIN FGM FGA PCT FTM FTA PCT OFF DEF TOT AST PF-DQ ST BL PTS AVG

GLENN MCDONALD [#30] 6'6" 198 LBS 03/18/52 LONG BEACH STATE '74

>> Transactions: First round draft choice (17th pick overall) in 1974...Waived on 10/21/76.

74-75	62	395	70	182	.385	28	37	.757	20	48	68	24	58-0	8	5	168	2.7
75-76	75	1019	191	456	.419	40	56	.714	56	79	135	68	123-0	39	20	422	5.6
TOTALS	137	1414	261	638	.409	68	93	.731	76	127	203	92	181-0	47	25	590	4.3

PLAYOFF RECORD

74-75	6	30	2	12	.167	1	3	.333	1	5	6	2	4-0	1	0	5	0.8
75-76	13	68	8	26	.308	5	6	.833	1	7	8	4	12-0	1	0	21	1.6
TOTALS	19	98	10	38	.263	6	9	.667	2	12	14	6	16-0	2	0	26	1.4

KEVIN MCHALE [#32] 6'10" 225 LBS 12/19/57 MINNESOTA '80

>> Transactions: First round draft choice (3rd pick overall) in 1980...Retired in 1993.

80-81	82	1645	355	666	.533	108	159	.679	155	204	359	55	260-3	27	151	818	10.0
81-82	82	2332	465	875	.531	187	248	.754	191	365	556	91	264-1	30	185	1117	13.6
82-83	82	2345	483	893	.541	193	269	.717	215	338	553	104	241-3	34	192	1159	14.1
83-84	82	2577	587	1055	.556	336	439	.765	208	402	610	104	243-5	23	126	1511	18.4
84-85	79	2653	605	1062	.570	355	467	.760	229	483	712	141	234-3	28	120	1565	19.8
85-86	68	2397	561	978	.574	326	420	.776	171	380	551	181	192-2	29	134	1448	21.3
86-87	77	3060	790	1307	.604	428	512	.836	247	516	763	198	240-1	38	172	2008	26.1
87-88	64	2390	550	911	.604	346	434	.797	159	377	536	171	179-1	27	92	1446	22.6
88-89	78	2876	661	1211	.546	436	533	.818	223	414	637	172	223-2	26	97	1758	22.5
89-90	82	2722	648	1181	.549	393	440	.893	201	476	677	172	250-3	30	157	1712	20.9
90-91	68	2067	504	912	.553	228	275	.829	145	335	480	126	194-2	25	146	1251	18.4
91-92	56	1398	323	634	.509	134	163	.822	119	211	330	82	112-1	11	59	780	13.9
92-93	71	1656	298	649	.459	164	195	.841	95	263	358	73	126-0	16	59	762	10.7
TOTALS	971	30118	6830	12334	.554	3634	4554	.798	2358	4764	7122	1670	2758-27	344	1690	17335	17.9

Three-Point Field Goals: 1980-81, 0-for-2 (.000); 1982-83, 0-for-1 (.000); 1983-84, 1-for-3 (.333); 1984-85, 0-for-6 (.000); 1986-87, 0-for-4 (.000); 1988-89, 0-for-4 (.000); 1989-90, 23-for-69 (.333); 1990-91, 15-for-37 (.405); 1991-92, 0-for-13 (.000); 1992-93, 2-for-18 (.111). Totals: 41-for-157 (.261).

PLAYOFF RECORD

80-81	17	296	61	113	.540	23	36	.639	29	30	59	14	51-1	4	25	145	8.5
81-82	12	344	77	134	.575	40	53	.755	41	44	85	11	44-0	5	27	194	16.2
82-83	7	177	34	62	.548	10	18	.556	15	27	42	5	16-0	3	7	78	11.1
83-84	23	702	123	244	.504	94	121	.777	62	81	143	27	75-1	3	35	340	14.8
84-85	21	837	172	303	.568	121	150	.807	74	134	208	32	73-3	13	46	465	22.1
85-86	18	715	168	290	.579	112	141	.794	51	104	155	48	64-0	8	43	448	24.9
86-87	21	827	174	298	.584	96	126	.762	66	128	194	39	71-2	7	30	444	21.1
87-88	17	716	158	262	.603	115	137	.839	55	81	136	40	65-1	7	30	432	25.4
88-89	3	115	20	41	.448	17	23	.739	7	17	24	9	13-0	1	2	57	19.0
89-90	5	192	42	69	.609	25	29	.862	8	31	39	13	17-0	2	10	110	22.0
90-91	11	376	78	148	.527	66	80	.825	18	54	72	20	42-0	5	14	228	20.7
91-92	10	306	65	126	.516	35	44	.795	21	46	67	13	34-0	5	5	165	16.5
92-93	4	113	32	55	.582	12	14	.857	9	20	29	3	6-0	2	7	76	19.0
TOTALS	169	5716	1204	2145	.561	766	972	.788	456	797	1253	274	571-8	65	281	3182	18.8

Three-Point Field Goals: 1982-83, 0-for-1 (.000); 1983-84, 0-for-3 (.000); 1985-86, 0-for-1 (.000); 1987-88, 1-for-1 (1.000); 1989-90, 1-for-3 (.333); 1990-91, 6-for-11 (.545); 1991-92, 0-for-1 (.000). Totals: 8-for-21 (.381).

HORACE MCKINNEY [#17] 6'6" 187 LBS 01/01/19 b: 05/16/97 NORTH CAROLINA '46

50-51

51-52	63	1083	136	418	.325	65	80	.813			175	111	148-4			337	5.3
-------	----	------	-----	-----	------	----	----	------	--	--	-----	-----	-------	--	--	-----	-----

PLAYOFF RECORD

50-51	2		11	25	.440	4	5	.800			10	8	9-0			26	13.0
51-52	3	20	2	9	.222	0	0	.000			6	2	9-0			4	1.3
TOTALS	5		13	34	.382	4	5	.800			16	10	18-0			30	6.0

Also played for Washington in 1950-51.

YEAR	G	MIN	FGM	FGA	PCT	FTM	FTA	PCT	OFF	DEF	TOT	AST	PF-DQ	ST	BL	PTS	AVG
------	---	-----	-----	-----	-----	-----	-----	-----	-----	-----	-----	-----	-------	----	----	-----	-----

ROSHOWN MCLEOD [#5] 6'8" 221 LBS 11/17/75 DUKE '98

>> Transactions: Traded by the Philadelphia 76ers with a conditional first-round draft choice for Jerome Moiso on 08/03/01...Contract expired and was not renewed.

01-02

INJURED

DICK MEHEN [#13] 6'6" 195 LBS 05/20/22 D: 12/14/86 TENNESSEE '47

50-51

Also played for Baltimore and Fort Wayne in 1950-51. Games played with Boston were not recorded.

RON MERCER [#5] 6'7" 210 LBS 05/18/76 KENTUCKY '99

>> Transactions: First round draft choice (6th pick overall) in 1997...Traded with Popeye Jones and Dwayne Schintzius to the Denver Nuggets for Danny Fortson, Eric Williams, Eric Washington and a first-round draft choice on 08/03/99.

97-98	80	2662	515	1145	.450	188	224	.839	109	171	280	176	213-2	125	17	1221	15.3
98-99	41	1551	305	707	.431	83	105	.790	37	118	155	104	81-1	67	12	698	17.0
TOTALS	121	4213	820	1852	.443	271	329	.824	146	289	435	280	294-3	192	29	1919	15.9

Three-Point Field Goals: 1997-98, 3-for-28 (.107); 1998-99, 5-for-30 (.167). Total: 8-for-58 (.138).

CHRIS MIHM [#4] 7'0" 265 LBS 07/16/79 TEXAS '00

>> Transactions: Acquired from Cleveland with Ricky Davis, Michael Stewart and a second round draft choice for Tony Battie, Eric Williams and Kedrick Brown on 12/15/03...Traded to the Los Angeles Lakers with Chucky Atkins and Jurnaine Jones for Gary Payton, Rick Fox and a conditional first round draft choice on 08/13/04.

03-04	54	939	127	254	.500	76	118	.644	109	164	273	11	150-2	28	41	330	6.1
-------	----	-----	-----	-----	------	----	-----	------	-----	-----	-----	----	-------	----	----	-----	-----

Three-Point Field Goals: None Attempted.

PLAYOFF RECORD

03-04	4	65	7	22	.318	6	10	.600	8	10	18	0	12-1	4	4	20	5.0
-------	---	----	---	----	------	---	----	------	---	----	----	---	------	---	---	----	-----

Three-Point Field Goals: None Attempted.

ED MIKAN [#16] 6'8" 230 LBS 10/20/25 D: 10/22/99 DEPAUL '48

53-54	9	71	8	24	.333	5	9	.556			20	3	15-0			21	2.3
-------	---	----	---	----	------	---	---	------	--	--	----	---	------	--	--	----	-----

DIRK MINNIEFIELD [#11] 6'3" 180 LBS 01/17/61 KENTUCKY '83

>> Transactions: Signed as a free agent on 12/17/87 (also played 11 games for Golden State in 1987-88)...Contract expired on 10/05/88.

87-88	61	868	83	173	.480	27	32	.844	22	53	75	190	107-0	44	3	196	3.2
-------	----	-----	----	-----	------	----	----	------	----	----	----	-----	-------	----	---	-----	-----

Three-Point Field Goals: 1987-88, 4-for-16 (.250)

PLAYOFF RECORD

87-88	11	50	6	14	.429	2	2	1.000	1	1	2	11	13-0	2	0	16	1.5
-------	----	----	---	----	------	---	---	-------	---	---	---	----	------	---	---	----	-----

GREG MINOR [#9] 6'6" 230 LBS 09/08/71 LOUISVILLE '94

>> Transactions: Signed as a free agent on 10/19/94.

94-95	63	945	155	301	.515	65	78	.833	49	88	137	66	89-0	32	16	377	6.0
95-96	78	1761	320	640	.500	99	130	.762	93	164	257	146	161-0	36	11	746	9.6
96-97	23	547	94	196	.480	31	36	.861	30	50	80	34	45-0	15	2	220	9.6
97-98	69	1126	140	321	.436	59	86	.686	55	95	150	88	100-0	53	11	345	5.0
98-99	44	765	85	204	.417	36	48	.750	31	86	117	50	69-1	20	6	214	4.9
99-00																	
TOTALS	277	5144	794	1662	.478	290	378	.767	258	483	741	384	464-1	156	46	1902	6.9

Three-Point Field Goals: 1994-95, 2-for-12 (.167); 1995-96, 7-for-27 (.259); 1996-97, 1-for-8 (.125); 1997-98, 6-for-31 (.194); 1998-99, 8-for-28 (.286); 1999-00, None Attempted; Total: 24-for-106 (.226).

INJURED

Three-Point Field Goals: 1994-95, None Attempted.

Three-Point Field Goals: 1994-95, None Attempted.

GREG MINOR [#9] 6'6" 230 LBS 09/08/71 LOUISVILLE '94

Three-Point Field Goals: 1994-95, None Attempted.

Three-Point Field Goals: 1994-95, None Attempted.

Three-Point Field Goals: 1994-95, None Attempted.

Three-Point Field Goals: 1994-95, None Attempted.

Three-Point Field Goals: 1994-95, None Attempted.

Three-Point Field Goals: 1994-95, None Attempted.

Three-Point Field Goals: 1994-95, None Attempted.

Three-Point Field Goals: 1994-95, None Attempted.

Three-Point Field Goals: 1994-95, None Attempted.

Three-Point Field Goals: 1994-95, None Attempted.

Three-Point Field Goals: 1994-95, None Attempted.

Three-Point Field Goals: 1994-95, None Attempted.

Three-Point Field Goals: 1994-95, None Attempted.

Three-Point Field Goals: 1994-95, None Attempted.

Three-Point Field Goals: 1994-95, None Attempted.

YEAR	G	MIN	FGM	FGA	PCT	FTM	FTA	PCT	OFF	DEF	TOT	AST	PF-DQ	ST	BL	PTS	AVG
------	---	-----	-----	-----	-----	-----	-----	-----	-----	-----	-----	-----	-------	----	----	-----	-----

MARK MINOR [#27] 6'5" 210 LBS 05/14/50 OHIO STATE '72

>> Transactions: Eleventh round draft choice (165th pick overall) in 1972.

72-73	4	20	1	4	.250	3	4	.750			4	2	5-0			5	1.3
-------	---	----	---	---	------	---	---	------	--	--	---	---	-----	--	--	---	-----

JEROME MOISO [#5] 6'10" 232 LBS 06/15/78 UCLA '02

>> Transactions: First round draft choice (11th pick overall) in 2000...Traded to the Philadelphia 76ers for Roshown McLeod and a conditional first-round draft choice on 08/03/01.

00-01	24	135	12	30	.400	11	26	.423	12	30	42	3	29-0	3	4	35	1.5
-------	----	-----	----	----	------	----	----	------	----	----	----	---	------	---	---	----	-----

Three-Point Field Goals: 2000-01, 0-for-1 (.000); 1995-96, None Attempted. Totals: 0-for-1 (.000).

ERIC MONTROSS [#0] 7'0" 270 LBS 09/23/71 NORTH CAROLINA '94

>> Transactions: First round draft choice (9th pick overall) in 1994...Traded with a 1996 first-round draft choice to the Dallas Mavericks for 1996 and 1997 first-round draft choices on 06/21/96.

94-95	78	2315	307	575	.534	167	263	.635	196	370	566	36	299-10	29	61	781	10.0
95-96	61	1432	196	346	.566	50	133	.376	119	233	352	43	181-1	19	29	442	7.2
TOTALS	139	3747	503	921	.546	217	396	.548	315	603	918	79	480-11	48	90	1223	8.8

Three-Point Field Goals: 1994-95, 0-for-1 (.000); 1995-96, None Attempted. Totals: 0-for-1 (.000).

PLAYOFF RECORD

94-95	4	62	5	11	.455	3	6	.500	7	2	9	0	13-0	0	0	13	3.3
-------	---	----	---	----	------	---	---	------	---	---	---	---	------	---	---	----	-----

Three-Point Field Goals: 1994-95, None Attempted.

MIKKI MOORE [#7, #31] 7'0" 230 LBS 11/04/75 NEBRASKA '97

>> Transactions: Signed to a ten-day contract on 01/06/03...Waived on 01/16/03...Signed as a free agent on 02/24/09.

02-03	3	12	0	1	.000	0	0	.000	1	0	1	0	6-0	0	2	0	0.0
08-09	24	456	51	85	.600	14	19	.737	31	75	106	25	96-2	4	5	116	4.8
TOTALS	27	468	51	86	.593	14	19	.737	32	75	107	25	102-2	4	7	116	4.3

Three-Point Field Goals: 2002-03, None Attempted; 2008-09, None Attempted.

PLAYOFF RECORD

08-09	10	66	5	10	.500	5	6	.833	6	9	15	4	11-0	2	5	15	1.5
-------	----	----	---	----	------	---	---	------	---	---	----	---	------	---	---	----	-----

Three-Point Field Goals: 2008-09, None Attempted.

REX MORGAN [#20] 6'5" 190 LBS 10/27/48 JACKSONVILLE '70

>> Transactions: Second round draft choice (21st pick overall) in 1970.

70-71	34	266	41	102	.402	35	54	.648			61	22	58-2			117	3.4
71-72	28	150	16	50	.320	23	31	.742			30	17	34-0			55	2.0
TOTALS	62	416	57	152	.375	58	85	.682			91	39	92-2			172	2.8

PLAYOFF RECORD

71-72	4	10	1	7	.143	1	3	.333			6	0	6-0			3	0.8
-------	---	----	---	---	------	---	---	------	--	--	---	---	-----	--	--	---	-----

DWIGHT MORRISON [#15] 6'8" 220 LBS 04/26/32 IDAHO '54

>> Transactions: Second round draft choice in 1954.

54-55	71	1227	120	284	.423	72	115	.626			451	82	222-10			312	4.4
55-56	71	910	89	240	.371	44	89	.494			345	53	159-5			222	3.1
TOTALS	142	2137	209	524	.399	116	204	.569			796	135	381-15			534	3.8

PLAYOFF RECORD

54-55	7	42	3	8	.375	1	3	.333			14	1	22-1			7	1.0
55-56	3	23	2	7	.286	0	4	.000			11	0	5-0			4	1.3
TOTALS	10	65	5	15	.333	1	7	.143			25	1	27-1			11	1.1

JOE MULLANEY [#17] 6'0" 165 LBS 11/17/25 D: 03/08/00 HOLY CROSS '59

>> Transactions: Second round draft choice in 1949.

49-50	37		9	70	.129	12	15	.800					52	30		30	0.8
-------	----	--	---	----	------	----	----	------	--	--	--	--	----	----	--	----	-----

YEAR G MIN FGM FGA PCT FTM FTA PCT OFF DEF TOT AST PF-DQ ST BL PTS AVG

TODD MUNDT [#51] 7'0" 250 LBS 05/17/70 DELTA STATE '93

>> Transactions: Signed to the first of two consecutive ten-day contracts on 03/23/96...Re-signed for the remainder of the season on 04/12/96 (also played 24 games for Atlanta in 1995-96)...Rights renounced on 07/30/96.

95-96 33 151 16 41 .390 5 8 .625 11 17 28 3 29-0 2 5 37 1.1
Three-Point Field Goals: 1995-96, None Attempted.

GEORGE MUNROE [#6] 5'11" 175 LBS 01/05/22 DARTMOUTH '43

47-48 21 27 91 .297 17 26 .654 3 20 71 3.4

PLAYOFF RECORD

47-48 3 1 5 .200 2 2 1.000 1 2 4 1.3

DICK MURPHY [#5] 6'1" 180 LBS 03/10/21 D: 10/22/73 MANHATTAN

46-47 7 1 17 .059 0 4 .000 3 6 2 0.3
Also played 24 games for New York in 1946-47.

WILLIE NAULLS [#12] 6'6" 225 LBS 10/07/34 UCLA '56

>> Transactions: Sold to Boston on 09/04/63...Retired in 1966.

63-64 78 1409 321 769 .417 125 157 .796 356 64 208-0 767 9.8
64-65 71 1465 302 786 .384 143 176 .813 336 72 225-5 747 10.5
65-66 71 1433 328 815 .402 104 131 .794 319 72 197-4 760 10.7
TOTALS 220 4307 951 2370 .401 372 464 .802 1011 208 630-9 2274 10.3

PLAYOFF RECORD

63-64 10 177 37 95 .389 17 23 .739 46 8 31-1 91 9.1
64-65 12 180 39 95 .411 10 15 .667 51 9 27-0 88 7.3
65-66 11 75 9 35 .257 17 21 .810 16 1 23-0 38 3.2
TOTALS 33 432 85 225 .378 44 59 .746 113 18 81-1 217 6.6

DON NELSON [#19] 6'6" 210 LBS 05/15/40 IOWA '62

>> Transactions: Signed as a free agent on 10/28/65...Retired in 1973.

65-66 75 1765 271 618 .439 223 326 .684 403 79 187-1 765 10.2
66-67 79 1202 227 509 .446 141 190 .741 295 65 143-0 595 7.5
67-68 82 1498 312 632 .494 195 268 .728 431 103 178-1 819 10.0
68-69 82 1773 374 771 .485 201 259 .776 458 92 198-2 949 11.6
69-70 82 2224 461 920 .501 337 435 .775 601 148 238-3 1259 15.4
70-71 82 2254 412 881 .468 317 426 .744 565 153 232-2 1141 13.9
71-72 82 2086 389 811 .480 356 452 .788 453 192 220-3 1134 13.8
72-73 72 1425 309 649 .476 159 188 .846 315 102 155-1 777 10.8
73-74 82 1748 364 717 .508 215 273 .788 90 255 345 162 189-1 10 13 943 11.5
74-75 79 2052 423 785 .539 263 318 .827 127 342 469 181 239-2 32 15 1109 14.0
75-76 75 943 175 379 .462 127 161 .789 56 126 182 77 115-0 1 7 477 6.4
TOTALS 872 18970 3717 7672 .484 2534 3296 .769 273 723 4517 1354 2094-16 43 35 9968 11.4

PLAYOFF RECORD

65-66 17 316 50 118 .424 42 52 .808 85 13 50-0 142 8.4
66-67 9 142 27 59 .458 10 17 .588 42 9 12-0 64 7.1
67-68 19 468 91 175 .520 55 74 .743 143 32 49-0 237 12.5
68-69 18 348 87 168 .518 50 60 .833 83 21 51-0 224 12.4
71-72 11 308 52 99 .525 41 48 .854 61 21 30-0 145 13.2
72-73 13 303 47 101 .465 49 56 .875 38 15 29-0 143 11.0
73-74 18 467 82 164 .500 41 53 .774 25 72 97 35 54-2 8 3 205 11.4
74-75 11 274 66 117 .564 37 41 .902 18 27 45 26 36-1 2 2 169 15.4
75-76 18 315 52 108 .481 60 69 .870 17 36 53 17 46-1 3 2 164 9.1
TOTALS 134 2941 554 1109 .500 385 470 .819 60 135 647 189 357-4 13 7 1493 11.1

YEAR	G	MIN	FGM	FGA	PCT	FTM	FTA	PCT	OFF	DEF	TOT	AST	PF-DQ	ST	BL	PTS	AVG
JACK NICHOLS [#16]					6'7"	230 LBS				04/09/26 D: 12/24/92		WASHINGTON '48					
53-54	75	1607	163	528	.309	113	152	.743			363	104	187-2			439	5.9
54-55	64	1910	249	656	.380	138	177	.780			533	144	238-10			636	9.9
55-56	60	1964	330	799	.413	200	253	.791			625	160	228-7			860	14.3
56-57	61	1572	195	537	.363	108	136	.794			374	85	185-4			498	8.2
57-58	69	1224	170	484	.351	59	80	.738			302	63	123-1			399	5.8
TOTALS	329	8077	1107	3004	.369	618	798	.774			2197	556	961-24			2932	8.6

PLAYOFF RECORD

53-54	6	211	35	72	.486	30	38	.789			62	31	24-0			100	16.7
54-55	7	231	30	81	.370	13	16	.813			49	23	28-1			73	10.4
55-56	3	100	16	43	.372	9	10	.900			36	10	13-0			41	13.7
56-57	10	117	16	40	.400	3	5	.600			17	7	23-0			35	3.5
57-58	11	148	23	66	.348	7	10	.700			45	8	21-1			53	4.8
TOTALS	37	807	120	302	.397	62	79	.785			209	79	109-2			302	8.2

RICH NIEMANN [#27] **7'0"** **252 LBS** **07/02/46** **ST. LOUIS '68**

>> Transactions: Acquired off waivers from the Milwaukee Bucks on 10/14/69.

69-70	6	18	2	5	.400	2	2	1.000			6	2	10-0			6	1.0
-------	---	----	---	---	------	---	---	-------	--	--	---	---	------	--	--	---	-----

BOB NORDMANN [#34] **6'10"** **262 LBS** **12/11/39** **ST. LOUIS '61**

64-65	3	25	3	5	.600	0	0	.000			8	3	5			6	2.0
-------	---	----	---	---	------	---	---	------	--	--	---	---	---	--	--	---	-----

GEORGE NOSTRAND [#3] **6'8"** **197 LBS** **04/05/24 D: 11/08/81** **WYOMING '46**

48-49	27		91	267	.341	83	135	.615				38	74			265	9.8
49-50	18		36	120	.265	35	51	.686				22	39			107	6.7
TOTALS	45		127	387	.328	118	186	.634				60	113			372	8.3

Also played 33 games for Providence in 1948-49. Also played 1 game for Tri-Cities and 36 games for Chicago in 1949-50.

STAN NOSZKA [#10, #11] **6'1"** **185 LBS** **09/19/20 D: 11/15/91** **DUQUESNE '43**

47-48	22		27	97	.278	24	35	.686				4	52			78	3.5
48-49	30		30	123	.244	15	30	.500				25	56			75	2.5
TOTALS	52		57	220	.259	39	65	.600				29	108			153	2.9

PLAYOFF RECORD

47-48	3		10	30	.333	5	8	.625				2	11			25	8.3
-------	---	--	----	----	------	---	---	------	--	--	--	---	----	--	--	----	-----

JULIUS NWOSU [#0] **6'10"** **255 LBS** **05/01/71** **LIBERTY '93**

>> Transactions: Signed as a free agent on 08/09/96...Waived on 11/02/96.

96-97 Received DNP-CD 11/1 vs. Chicago.

PATRICK O'BRYANT [#26] **7'0"** **249 LBS** **06/20/86** **BRADLEY '06**

>> Transactions: Signed as a free agent on 07/16/08...Traded to Toronto as part of a three team deal which resulted in Boston acquiring a future conditional second round pick from Sacramento and Sacramento acquiring Will Solomon from Toronto and cash considerations from Boston.

08-09	26	4.2	16	31	.516	8	12	.667	7	27	34	8	29-0	3	8	40	1.5
-------	----	-----	----	----	------	---	----	------	---	----	----	---	------	---	---	----	-----

Three-Point Field Goals: 2008-09, None Attempted.

DERMOTT O'CONNELL [#7] **6'0"** **174 LBS** **04/13/28 D: 10/05/88** **HOLY CROSS '49**

48-49	21		87	315	.276	30	56	.536				65	40			204	9.7
49-50	37		72	275	.262	33	58	.569				64	62			177	4.8
TOTALS	58		159	590	.269	63	114	.553				129	102			381	6.6

Also played 24 games for St. Louis in 1949-50.

JIMMY OLIVER [#27] **6'6"** **208 LBS** **07/12/69** **PURDUE '91**

>> Transactions: Signed as a free agent on 10/07/93...Contract not renewed after the 1993-94 season.

93-94	44	540	89	214	.426	25	33	.758	8	38	46	33	39-0	16	1	216	4.9
-------	----	-----	----	-----	------	----	----	------	---	----	----	----	------	----	---	-----	-----

Three-Point Field goals: 1993-94, 13-for-32 (.406).

YEAR G MIN FGM FGA PCT FTM FTA PCT OFF DEF TOT AST PF-DQ ST BL PTS AVG

MICHAEL OLOWOKANDI [#41] 7'0" 270 LBS 04/03/75 PACIFIC '98

>> *Transactions:* Contract expired on 07/01/07... Signed as a free agent on 10/02/06... Acquired from Minnesota along with Dwayne Jones, Wally Sczerbiak and a future first round draft choice in exchange for Marcus Banks, Mark Blount, Ricky Paus, Justin Reed and two future conditional second round draft choices on 01/27/06.

05-06	16	167	20	45	.444	5	8	.625	5	36	41	6	22-0	3	6	45	2.8
06-07	24	234	19	46	.413	2	3	.667	14	34	48	5	48-0	8	13	40	1.7
TOTALS	40	401	39	91	.429	7	10	.700	19	70	89	11	70-0	11	19	85	2.1

Three-Point Field Goals: 2005-06, None Attempted; 2006-07, None Attempted.

ENOCH OLSEN [#25] 6'8" 230 LBS 07/25/40 LOUISVILLE '62

68-69	7	43	7	19	.368	0	6	.000		14	4	6-0			14	2.0
-------	---	----	---	----	------	---	---	------	--	----	---	-----	--	--	----	-----

DOUG OVERTON [#9, #20] 6'3" 190 LBS 08/03/69 LASALLE '91

>> *Transactions:* Signed as a free agent on 11/08/99... Waived on 10/29/00... Re-signed as a free agent on 11/21/00... Waived on 12/07/00.

99-00	48	432	61	154	.396	20	21	.833	14	19	33	53	46-0	10	0	152	3.2
00-01	7	144	15	44	.341	7	11	.636	3	12	15	19	15-0	4	0	38	5.4
TOTALS	55	576	76	198	.389	27	32	.844	17	31	48	72	61-0	14	0	190	3.5

Three-Point Field Goals: 1999-00, 10-for-28 (.280); 2000-01, 1-for-4 (.250). Totals: 11-for-32 (.344).

MILT PALACIO [#9] 6'3" 195 LBS 02/07/78 COLORADO STATE '99

>> *Transactions:* Signed as a free agent on 12/01/00... Waived on 01/05/01... Re-signed to the first of two consecutive ten-day contracts on 01/10/01... Signed for the remainder of the season on 01/29/01... Traded to the Phoenix Suns with Joe Johnson, Randy Brown and a 2002 first-round draft choice for Tony Delk and Rodney Rogers on 02/20/02.

00-01	58	1141	126	267	.472	78	92	.848	25	77	102	151	83-0	48	0	342	5.9
01-02	41	518	52	135	.385	36	51	.706	8	42	50	54	38-0	21	3	152	3.7
TOTALS	99	1659	178	402	.443	114	143	.797	33	119	152	205	121-0	69	3	494	5.0

Three-Point Field Goals: 2000-01, 12-for-36 (.333); 2001-02, 12-for-34 (.353). Totals: 24-for-70 (.343).

TOGO PALAZZI [#12] 6'4" 205 LBS 08/08/32 HOLY CROSS '54

>> *Transactions:* First round draft choice in 1954.

54-55	53	504	101	253	.399	45	60	.750		146	30	60-1			247	4.7
55-56	63	703	145	373	.389	85	124	.685		182	42	87-0			375	6.0
56-57	20															
TOTALS	136															

PLAYOFF RECORD

54-55	5	30	12	24	.500	5	10	.500		14	1	7-0			29	5.8
55-56	2	7	1	5	.200	0	0	.000		2	0	1-0			2	1.0
TOTALS	7	37	13	29	.448	5	10	.500		16	1	8-0			31	4.4

Also played 43 games for Syracuse in 1956-57.

ROBERT PARISH [#00] 7' 1/2" 230 LBS 08/30/53 CENTENARY '76

>> *Transactions:* Traded by the Golden State Warriors with a 1980 first-round draft choice for two 1980 first-round draft choices on 06/09/80... contract was not renewed and became a free agent... Retired in 1997.

80-81	82	2298	635	1166	.545	282	397	.710	245	532	777	144	310-9	81	214	1552	18.9
81-82	80	2534	669	1235	.542	252	355	.710	288	578	866	140	267-5	68	192	1590	19.9
82-83	78	2459	619	1125	.550	271	388	.698	260	567	827	141	222-4	79	148	1509	19.3
83-84	80	2867	623	1140	.546	274	368	.745	243	614	857	139	266-7	55	116	1520	19.0
84-85	79	2850	551	1016	.542	292	393	.743	263	577	840	125	223-2	56	101	1394	17.6
85-86	81	2567	530	966	.549	245	335	.731	246	524	770	145	215-3	65	116	1305	16.1
86-87	80	2995	588	1057	.556	227	309	.735	254	597	851	173	266-5	64	144	1403	17.5
87-88	74	2312	442	750	.589	177	241	.734	173	455	628	115	198-5	55	84	1061	14.3
88-89	80	2840	596	1045	.570	294	409	.719	342	654	996	175	209-2	79	116	1486	18.6
89-90	79	2396	505	871	.580	233	312	.747	259	537	796	103	189-2	38	69	1245	15.7
90-91	81	2441	485	811	.598	237	309	.767	271	585	856	66	197-1	66	103	1207	14.9
91-92	79	2285	468	874	.535	179	232	.772	219	486	705	70	172-2	68	97	1115	14.1
92-93	79	2146	416	777	.535	162	235	.689	246	494	740	61	201-3	57	107	994	12.6
93-94	74	1987	356	725	.491	154	208	.740	141	401	542	82	190-3	42	96	866	11.7
TOTALS	1106	34977	7483	13558	.552	3279	4491	.730	3450	7601	11051	1679	3125-53	873	1703	18245	16.5

Three-Point Field Goals: 1980-81, 0-for-1 (.000); 1982-83, 0-for-1 (.000); 1986-87, 0-for-1 (.000); 1987-88, 0-for-1 (.000); 1990-91, 0-for-1 (.000). Totals: 0-for-5 (.000).

YEAR	G	MIN	FGM	FGA	PCT	FTM	FTA	PCT	OFF	DEF	TOT	AST	PF-DQ	ST	BL	PTS	AVG
ROBERT PARISH PLAYOFF RECORD																	
80-81	17	492	108	219	.493	39	58	.672	50	96	146	19	74-2	21	39	255	15.0
81-82	12	426	102	209	.488	51	75	.680	43	92	135	18	47-1	5	48	255	21.3
82-83	7	249	43	89	.483	17	20	.850	21	53	74	9	18-0	5	9	103	14.7
83-84	23	869	139	291	.478	64	99	.646	76	172	248	27	100-6	23	41	342	14.9
84-85	21	803	136	276	.493	87	111	.784	57	162	219	31	68-0	21	34	359	17.1
85-86	18	591	106	225	.471	58	89	.652	52	106	158	25	47-1	9	30	270	15.0
86-87	21	734	149	263	.567	79	103	.767	59	139	198	28	79-4	18	35	377	18.0
87-88	17	626	100	188	.532	50	61	.820	51	117	168	21	42-0	11	19	250	14.7
88-89	3	112	20	44	.455	7	9	.778	6	20	26	6	5-0	4	2	47	15.7
89-90	5	170	31	54	.574	17	18	.944	23	27	50	13	21-0	5	7	79	15.8
90-91	10	296	58	97	.598	42	61	.689	33	59	92	6	34-1	8	7	158	15.8
91-92	10	335	50	101	.495	20	28	.714	38	59	97	14	22-0	7	15	120	12.0
92-93	4	146	31	57	.544	6	7	.857	13	25	38	5	14-0	1	6	68	17.0
TOTALS	168	5849	1073	2113	.508	537	739	.727	408	886	1649	176	571-15	107	196	2683	16.0

Three-Point Field Goals: 1986-87, 0-for-1 (.000).

JIM PAXSON [#4] 6'6" 210 LBS 07/09/57 DAYTON '79																	
<i>>> Transactions: Traded by the Portland TrailBlazers for Jerry Sichting and future considerations on 02/23/88 (also played 17 games for Portland in 1987-88)...Contract not renewed on 10/06/90.</i>																	
87-88	28	538	94	191	.492	54	61	.885	7	20	27	49	44-0	23	4	244	8.7
88-89	57	1138	202	445	.454	84	103	.816	18	56	74	107	96-0	38	8	492	8.6
89-90	72	1283	191	422	.453	73	90	.811	24	53	77	137	115-0	33	5	460	6.4
TOTALS	157	2959	487	1058	.460	211	254	.831	49	129	178	293	255-0	94	17	1196	7.6

Three-Point Field Goals: 1987-88, 2-for-13 (.154); 1988-89, 4-for-24 (.167); 1989-90, 5-for-20 (.250). Totals: 11-for-57 (.193).

PLAYOFF RECORD																	
87-88	15	188	17	59	.288	16	20	.800	1	8	9	11	18-0	6	2	50	3.3
88-89	<i>INJURED</i>																
89-90	5	62	8	16	.500	3	4	.750	0	0	0	7	1-0	5	0	19	3.8
TOTALS	20	250	25	75	.333	19	24	.792	1	8	9	18	19-0	11	2	69	3.5

Three-Point Field Goals: 1987-88, 0-for-2 (.000); 1989-90, 0-for-1 (.000). Totals: 0-for-3 (.000).

GARY PAYTON [#20] 6'4" 180 LBS 07/23/68 OREGON STATE '90																	
<i>>> Transactions: Traded by the Los Angeles Lakers along with Rick Fox and a future first round draft choice in exchange for Chucky Atkins, Jumaime Jones and Chris Mihm on 08/13/04...Traded to the Atlanta Hawks along with Tom Gugliotta, Michael Stewart and a future first round draft choice in exchange for Antoine Walker on 02/24/05...Signed as a free agent on 03/04/05.</i>																	
04-05	77	2541	339	725	.468	153	201	.761	48	188	236	469	121-0	88	12	873	11.3

Three-Point Field Goals: 2004-05, 42-for-129 (.326).

PLAYOFF RECORD																	
04-05	7	239	33	74	.446	5	6	.833	8	21	29	32	10-0	6	1	72	10.3

Three-Point Field Goals: 2004-05, 1-for-14 (.071).

ANDY PHILLIP [#17] 6'2" 195 LBS 03/07/22 D: 04/28/01 ILLINOIS '47																	
56-57	67	1476	105	277	.379	88	137	.642			181	168	121-1			298	4.4
57-58	70	1164	97	273	.355	42	71	.592			158	121	121-0			236	3.4
TOTALS	137	2640	202	550	.367	130	208	.625			339	289	242-1			534	3.9

PLAYOFF RECORD																	
56-57	10	128	8	22	.364	6	15	.400			20	17	18-0			22	2.2
57-58	10	91	5	21	.238	7	9	.778			14	7	20-0			17	1.7
TOTALS	20	219	13	43	.302	13	24	.542			34	24	38-0			39	2.0

GARY PHILLIPS [#21] 6'3" 189 LBS 12/07/39 HOUSTON '61																	
61-62	67	713	110	310	.355	50	86	.581			107	63	109-0			270	4.0

PLAYOFF RECORD																	
61-62	6	32	1	16	.062	8	11	.727			3	1	6-0			10	1.7

YEAR	G	MIN	FGM	FGA	PCT	FTM	FTA	PCT	OFF	DEF	TOT	AST	PF-DQ	ST	BL	PTS	AVG
------	---	-----	-----	-----	-----	-----	-----	-----	-----	-----	-----	-----	-------	----	----	-----	-----

ED PINCKNEY [#54]**6'9" 215 LBS 03/27/63****VILLANOVA '85**

>> *Transactions:* Traded by the Sacramento Kings with Joe Kleine for Danny Ainge and Brad Loehaus on 02/23/89...Traded to the Milwaukee Bucks with the draft rights to Andrei Fetisov for Blue Edwards and Derek Strong on 06/29/94.

88-89	29	678	95	176	.540	103	129	.798	60	88	148	44	77-1	29	23	293	10.1
89-90	77	1082	135	249	.542	92	119	.773	93	132	225	68	126-1	34	42	362	4.7
90-91	70	1165	131	243	.539	104	116	.897	155	186	341	45	147-0	61	43	366	5.2
91-92	81	1917	203	378	.537	207	255	.812	252	312	564	62	158-1	70	56	613	7.6
92-93	7	151	10	24	.417	12	13	.923	14	29	43	1	13-0	4	7	32	4.6
93-94	76	1524	151	289	.522	92	125	.736	160	318	478	62	131-0	58	44	394	5.2
TOTALS	340	6517	725	1359	.533	610	757	.806	734	1065	1799	282	652-3	256	215	2060	6.1

Three-Point Field Goals: 1989-90, 0-for-1 (.000); 1990-91, 0-for-1 (.000); 1991-92, 0-for-1 (.000). Totals: 0-for-3 (.000).

PLAYOFF RECORD

88-89	3	45	3	12	.250	2	2	1.000	2	3	5	1	7-0	1	1	8	2.7
89-90	4	25	6	7	.857	7	9	.778	2	4	6	0	3-0	0	0	19	4.8
90-91	11	170	16	21	.762	17	21	.810	23	17	40	2	17-0	6	2	49	4.5
91-92	10	314	35	58	.603	26	31	.839	36	48	84	7	30-0	12	9	96	9.6
92-93	----- INJURED -----																
TOTALS	28	554	60	98	.612	52	63	.825	63	72	135	10	57-0	19	12	172	6.1

Three-Point Field Goals: 1991-92, 0-for-1 (.000).

KEVINN PINKNEY [#51]**6'10" 245 LBS 10/23/83****NEVADA '05**

>> *Transactions:* Signed to a 10-day contract on April 4, 2007...Contract was not renewed after 10 days.

06-07	6	100	12	27	.444	6	9	.667	7	8	15	5	12-0	3	3	31	5.2
-------	---	-----	----	----	------	---	---	------	---	---	----	---	------	---	---	----	-----

Three-Point Field Goals: 2006-07, 1-for-2 (.500).

SCOT POLLARD [#66]**6'11" 278 LBS 02/12/75****KANSAS '97**

>> *Transactions:* Signed as a free agent on August 8, 2007.

07-08	22	173	12	23	.522	15	22	.682	14	23	37	3	43-1	3	6	39	1.8
-------	----	-----	----	----	------	----	----	------	----	----	----	---	------	---	---	----	-----

Three-Point Field Goals: None Attempted.

PLAYOFF RECORD

07-08	----- INJURED -----																
-------	----------------------------	--	--	--	--	--	--	--	--	--	--	--	--	--	--	--	--

DAVE POPSON [#42]**6'10" 230 LBS 05/17/64****NORTH CAROLINA '87**

>> *Transactions:* Signed as a free agent on 08/11/90...Waived on 12/24/80...Re-signed as a free agent on 12/27/90...Contract was not renewed.

90-91	19	64	13	32	.406	9	10	.900	7	7	14	2	12-0	1	2	35	1.8
-------	----	----	----	----	------	---	----	------	---	---	----	---	------	---	---	----	-----

Three-Point Field Goals: None Attempted.

PLAYOFF RECORD

90-91	----- INJURED -----																
-------	----------------------------	--	--	--	--	--	--	--	--	--	--	--	--	--	--	--	--

JAMES POSEY [#41]**6'8" 217 LBS 01/13/77****XAVIER (OH) '00**

>> *Transactions:* Signed as a free agent on August 28, 2007.

07-08	74	1821	173	414	.418	93	115	.809	30	242	322	114	181-1	72	20	545	7.4
-------	----	------	-----	-----	------	----	-----	------	----	-----	-----	-----	-------	----	----	-----	-----

Three-Point Field Goals: 2007-08, 106-for-274 (.380).

PLAYOFF RECORD

07-08	26	573	52	119	.437	35	40	.875	12	81	93	28	61-0	26	8	174	6.7
-------	----	-----	----	-----	------	----	----	------	----	----	----	----	------	----	---	-----	-----

Three-Point Field Goals: 2007-08, 35-for-88 (.398).

VITALY POTAPENKO [#52]**6'10" 285 LBS 03/21/75****WRIGHT STATE '97**

>> *Transactions:* Traded by the Cleveland Cavaliers for Andrew Dederq and a 1999 first-round draft choice on 03/11/99...Traded to the Seattle SuperSonics with Kenny Anderson and Joseph Forte for Vin Baker and Shammond Williams on 07/22/02.

98-99	33	927	149	286	.521	58	106	.547	91	147	238	59	116-2	24	20	356	10.8
99-00	79	1797	307	615	.499	109	160	.681	182	317	499	77	239-4	41	29	723	9.2
00-01	82	1901	248	521	.476	115	158	.728	206	289	495	64	228-2	52	23	611	7.5
01-02	79	1343	137	301	.455	89	120	.742	167	180	347	30	174-0	37	18	363	4.6
TOTALS	273	5968	841	1723	.488	371	544	.682	646	933	1579	230	757-8	154	90	2053	7.5

Three-Point Field Goals: 1998-99, None Attempted; 1999-00, 0-for-1 (.000); 2000-01, None Attempted; 2001-02, None Attempted. Totals: 0-for-1 (.000).

PLAYOFF RECORD

01-02	----- INJURED -----																
-------	----------------------------	--	--	--	--	--	--	--	--	--	--	--	--	--	--	--	--

YEAR G MIN FGM FGA PCT FTM FTA PCT OFF DEF TOT AST PF-DQ ST BL PTS AVG

LEON POWE [#0] **6'3"** **240 LBS** **01/22/84** **CALIFORNIA '06**

>> Transactions: Draft rights acquired from the Denver Nuggets in exchange for a future second round draft pick on June 28, 2006.

06-07	63	720	79	177	.446	106	144	.736	97	118	215	10	104-2	14	22	264	4.2
07-08	56	809	154	269	.572	137	193	.710	95	132	227	15	127-1	15	16	445	7.9
08-09	70	1227	177	338	.524	184	267	.689	145	200	345	46	192-3	24	38	538	7.7
TOTALS	189	2756	410	784	.523	427	604	.707	337	450	787	71	423-6	53	76	1247	6.6

Three-Point Field Goals: 2006-07, 0-for-2 (.000); 2007-08, 0-for-1 (.000); 2008-09, None Attempted. Totals: 0-for-3 (.000).

PLAYOFF RECORD

07-08	23	270	36	73	.493	44	66	.667	32	30	62	4	45-0	0	3	116	5.0
08-09	2	24	3	7	.429	4	6	.667	1	8	9	0	3-0	0	0	10	5.0
TOTALS	25	296	39	80	.488	48	72	.667	33	38	71	4	48-0	0	3	126	5.0

Three-Point Field Goals: 2007-08, None Attempted; 2008-09, None Attempted.

KEVIN PRITCHARD [#12] **6'3"** **180 LBS** **07/17/67** **KANSAS '90**

>> Transactions: Signed as a free agent on 10/30/91...Waived on 11/25/91...Signed as a free agent on 11/27/91...Waived on 01/07/92.

91-92	11	136	16	34	.471	14	18	.778	1	10	11	30	17-0	3	4	46	4.2
-------	----	-----	----	----	------	----	----	------	---	----	----	----	------	---	---	----	-----

Three-Point Field Goals: 1991-92, 0-for-3 (.000).

GABE PRUITT [#13] **6'4"** **170 LBS** **04/19/86** **SOUTHERN CALIFORNIA '07**

>> Transactions: Drafted in the second round, 32nd overall 2007 NBA Draft...Waived 07/31/09.

07-08	15	95	14	39	.359	1	2	.500	1	7	8	13	10-0	5	0	32	2.1
08-09	47	766	31	101	.307	17	21	.810	9	34	43	39	34-0	15	3	93	2.0
TOTALS	62	461	45	140	.321	18	23	.783	10	41	51	52	44-0	20	3	125	2.0

Three-Point Field Goals: 2007-08, 3-for-12 (.250); 2008-09, 14-for-48 (.292). Totals: 17-for-60 (.283).

PLAYOFF RECORD

08-09	4	11	0	3	.000	0	0	---	0	0	0	2	0-0	0	1	0	0.0
-------	---	----	---	---	------	---	---	-----	---	---	---	---	-----	---	---	---	-----

Three-Point Field Goals: 2008-09, 0-for-1 (.000).

DINO RADJA [#40] **6'11"** **255 LBS** **04/24/67** **CROATIA**

>> Transactions: Second round draft choice (40th pick overall) in 1989 (played in Italy from 1990-1993)...Signed on 07/09/93...Traded to the Philadelphia 76ers for Michael Cage and Clarence Weatherspoon on 06/30/97;

trade voided because he failed the physical on 06/24/97...Waived on 07/16/97.

93-94	80	2303	491	942	.521	226	301	.751	191	386	577	114	276-2	70	67	1208	15.1
94-95	66	2147	450	919	.490	233	307	.759	149	424	573	111	232-5	60	86	1133	17.2
95-96	53	1984	426	852	.500	191	275	.695	113	409	522	83	161-2	48	81	1043	19.7
96-97	25	874	149	339	.440	51	71	.718	44	167	211	48	76-2	23	48	349	14.0
TOTALS	224	7308	1516	3052	.497	701	954	.735	497	1386	1883	356	745-11	201	282	3733	16.7

Three-Point Field Goals: 1993-94, 0-for-1 (.000); 1994-95, 0-for-1 (.000); 1995-96, None Attempted; 1996-97, 0-for-1 (.000). Totals: 0-for-3 (.000).

PLAYOFF RECORD

94-95	4	153	20	50	.400	20	28	.714	4	24	28	9	19-0	4	5	60	15.0
-------	---	-----	----	----	------	----	----	------	---	----	----	---	------	---	---	----	------

Three-Point Field Goals: 1994-95, None Attempted.

FRANK RAMSEY [#23] **6'3"** **190 LBS** **07/13/31** **KENTUCKY '53**

>> Transactions: First round draft choice in 1953...Retired in 1964.

54-55	64	1754	236	592	.399	243	322	.755			402	185	250-11			715	11.2
56-57	35	807	137	349	.393	144	182	.791			178	67	113-3			418	11.9
57-58	69	2047	377	900	.419	383	472	.811			504	167	245-8			1137	16.5
58-59	72	2013	383	1013	.378	341	436	.782			491	147	266-11			1107	15.5
59-60	73	2009	422	1062	.397	273	347	.787			506	137	251-10			1117	15.3
60-61	79	2019	448	1100	.407	295	354	.833			431	146	284-14			1191	15.1
61-62	79	1913	436	1019	.428	334	405	.825			387	109	245-10			1206	15.3
62-63	77	1541	284	743	.382	271	332	.816			288	95	259-13			839	10.9
63-64	75	1227	226	604	.374	196	253	.841			233	81	245-7			648	8.6
TOTALS	623	15330	2949	7382	.399	2480	3083	.804			3410	1134	2158-87			8378	13.4

YEAR	G	MIN	FGM	FGA	PCT	FTM	FTA	PCT	OFF	DEF	TOT	AST	PF-DQ	ST	BL	PTS	AVG
FRANK RAMSEY PLAYOFF RECORD																	
54-55	7	154	28	54	.519	19	26	.731			35	16	27-0			75	10.7
56-57	10	229	38	82	.463	46	59	.780			43	17	36-1			122	12.2
57-58	11	352	74	174	.425	54	59	.915			90	16	50-3			202	18.4
58-59	11	303	95	192	.495	65	81	.802			68	20	52-4			255	23.2
59-60	13	459	81	196	.413	55	63	.873			100	27	51-2			217	16.7
60-61	10	300	55	136	.404	61	75	.813			64	23	40-0			171	17.1
61-62	13	210	39	104	.375	41	45	.911			38	10	38-3			110	9.1
62-63	13	251	37	104	.356	34	47	.723			35	12	43-1			108	8.3
63-64	10	138	22	63	.349	18	21	.857			21	10	25-0			62	6.2
TOTALS	98	2396	469	1105	.424	393	476	.826			494	151	362-14			1331	13.6

THEO RATLIFF [#50] 6'10" 235 LBS 04/17/73 WYOMING '95

>> Transactions: Traded to Minnesota along with Ryan Gomes, Gerald Green, Al Jefferson, Sebastian Telfair and two future draft choices in exchange for Kevin Garnett on July 31, 2007...Acquired from Portland along with Sebastian Telfair and a 2008 second round draft choice in exchange for Rael LaFrentz, Dan Dickau and the draft rights to Randy Foye on June 28, 2006.

06-07	2	44	1	3	.333	3	4	.750	2	5	7	0	6-0	1	3	5	2.5
-------	---	----	---	---	------	---	---	------	---	---	---	---	-----	---	---	---	-----

Three-Point Field Goals: None Attempted.

ALLAN RAY [#12] 6'2" 190 LBS 06/17/84 VILLANOVA '06

>> Transactions: Contract expired on August 1, 2007...Signed as a free agent on July 6, 2006.

06-07	25	266	41	112	.366	23	34	.676	6	22	28	12	32-1	8	0	123	4.9
-------	----	-----	----	-----	------	----	----	------	---	----	----	----	------	---	---	-----	-----

Three-Point Field Goals: 2006-07, 18-for-46 (.391).

JUSTIN REED [#9] 6'8" 240 LBS 01/16/82 MISSISSIPPI '04

>> Transactions: Second Round Draft Choice (40th Pick overall) in the 2004 NBA Draft...Traded to the Minnesota Timberwolves along with Marcus Banks, Mark Blount and Ricky Davis and two conditional second draft choices for Wally Szczerbiak, Michael Olowokandi, Dwayne Jones and a future first round draft choice on January 26, 2006.

04-05	23	121	15	29	.517	11	15	.733	8	8	16	10	12-0	3	1	41	1.8
05-06	32	291	25	74	.338	25	40	.625	13	16	29	7	45-0	5	4	75	2.3
TOTALS	55	412	40	103	.388	36	55	.655	21	24	45	17	57-0	8	5	116	2.1

Three-Point Field Goals: 2004-05, 0-for-3 (.000); 2005-06, None Attempted. Totals: 0-for-3 (.000).

PLAYOFF RECORD

04-05	6	22	2	6	.333	3	4	.750	0	1	1	0	2-0	0	0	7	1.2
TOTALS	6	22	2	6	.333	3	4	.750	0	1	1	0	2-0	0	0	7	1.2

Three-Point Field Goals: 2004-05, 0-for-2 (.000).

JOHN RICHTER [#16] 6'9" 225 LBS 03/12/37 NORTH CAROLINA STATE '59

>> Transactions: First round draft choice in 1959.

59-60	66	808	113	332	.340	59	117	.504			312	27	158-1			285	4.3
-------	----	-----	-----	-----	------	----	-----	------	--	--	-----	----	-------	--	--	-----	-----

PLAYOFF RECORD

59-60	8	95	15	38	.395	5	14	.357			29	2	17-1			35	4.4
-------	---	----	----	----	------	---	----	------	--	--	----	---	------	--	--	----	-----

MEL RIEBE [#7, #9] 5'11" 180 LBS 07/12/16 D: 07/25/77 WOOSTER

47-48	48		202	653	.309	85	137	.620			41	137				489	10.2
48-49	33		146	501	.291	70	116	.603			95	97				362	11.0
TOTALS	81		348	1154	.302	155	253	.613			136	234				851	10.6

PLAYOFF RECORD

47-48	3		14	43	.326	14	20	.700			3	10				42	14.0
-------	---	--	----	----	------	----	----	------	--	--	---	----	--	--	--	----	------

Also played 10 games for Providence in 1948-49.

ERIC RILEY [#44] 7'0" 245 LBS 06/02/70 MICHIGAN '93

>> Transactions: Signed as a free agent on 01/27/99...Contract was not renewed after the 1998-99 season.

98-99	35	337	28	54	.519	22	31	.710	36	63	99	12	73-2	9	26	78	2.2
-------	----	-----	----	----	------	----	----	------	----	----	----	----	------	---	----	----	-----

Three-Point Field Goals: None Attempted.

YEAR G MIN FGM FGA PCT FTM FTA PCT OFF DEF TOT AST PF-DQ ST BL PTS AVG

ARNIE RISEN [#19]														6'9"		200 LBS		10/09/24		OHIO STATE			
55-56	68	1597	189	493	.383	170	240	.708			553	88	300-17			548	8.1						
56-57	43	935	119	307	.388	106	156	.679			286	53	163-4			344	8.0						
57-58	63	1119	134	397	.338	114	167	.683			360	50	195-5			382	6.1						
TOTALS	174	3651	442	1197	.369	390	563	.693			1199	191	658-26			1274	7.3						

PLAYOFF RECORD

55-56	3	88	12	34	.353	13	18	.722			44	2	15-0			37	12.3
56-57	10	152	28	63	.444	19	29	.655			58	8	48-5			75	7.5
57-58	10	168	12	52	.231	22	33	.667			62	9	32-1			46	4.6
TOTALS	33	408	52	149	.349	54	80	.675			164	19	95-6			158	6.9

RAMON RIVAS [#45]														6'10"		260 LBS		06/03/66		TEMPLE '88			
--------------------------	--	--	--	--	--	--	--	--	--	--	--	--	--	--------------	--	----------------	--	-----------------	--	-------------------	--	--	--

>> Transactions: Signed as a free agent on 08/28/88...Contract not renewed after the 1988-89 season.

88-89	28	91	12	31	.387	16	25	.640	9	15	24	3	21-0	4	1	40	1.4
-------	----	----	----	----	------	----	----	------	---	----	----	---	------	---	---	----	-----

Three-Point Field Goals: 0-for-1 (0.00).

BILL ROBERTS [#5]														6'9"		210 LBS		1925		WYOMING			
--------------------------	--	--	--	--	--	--	--	--	--	--	--	--	--	-------------	--	----------------	--	-------------	--	----------------	--	--	--

48-49	26		36	109	.330	9	19	.474				13	34			81	3.1
-------	----	--	----	-----	------	---	----	------	--	--	--	----	----	--	--	----	-----

Also played 2 games for Chicago and 22 games for St. Louis in 1948-49.

FRED ROBERTS [#31]														6'10"		220 LBS		08/14/60		BRIGHTON YOUNG '82			
---------------------------	--	--	--	--	--	--	--	--	--	--	--	--	--	--------------	--	----------------	--	-----------------	--	---------------------------	--	--	--

>> Transactions: Traded by the Utah Jazz for a 1987 third round draft choice on 09/25/86...Selected by the Miami Heat in the NBA expansion draft on 06/23/88.

86-87	73	1079	139	270	.515	124	153	.810	54	136	190	62	129-1	22	20	402	5.5
87-88	74	1032	161	330	.488	128	165	.776	60	102	162	81	118-0	16	15	450	6.1
TOTALS	147	2111	300	600	.500	252	318	.792	114	238	352	143	247-1	38	35	852	5.8

Three-Point Field Goals: 1986-87, 0-for-3 (0.00); 1987-88, 0-for-6 (0.00). Totals: 0-for-9 (0.00).

PLAYOFF RECORD

86-87	20	265	30	59	.508	31	44	.705	15	18	33	12	47-0	6	3	91	4.6
87-88	15	100	11	21	.524	7	11	.636	8	8	16	3	20-1	3	0	29	1.9
TOTALS	35	365	41	80	.513	38	55	.691	23	26	49	15	67-1	9	3	120	3.4

Three-Point Field Goals: None Attempted.

RICK ROBEY [#53]														6'10"		235 LBS		01/30/56		KENTUCKY '78			
-------------------------	--	--	--	--	--	--	--	--	--	--	--	--	--	--------------	--	----------------	--	-----------------	--	---------------------	--	--	--

>> Transactions: Traded by the Indiana Pacers for Billy Knight on 01/16/79 (also played 43 games for Indiana in 1978-79)...Traded with two 1983 second-round draft choices to the Phoenix Suns for Dennis Johnson and 1981 first and third-round draft choices on 06/27/83.

78-79	36	914	182	378	.481	84	103	.816	88	171	259	79	121-3	23	3	448	12.4
79-80	82	1918	379	727	.521	184	269	.684	209	321	530	92	244-2	53	15	942	11.5
80-81	82	1569	298	547	.545	144	251	.574	132	258	390	126	204-0	38	19	740	9.0
81-82	80	1186	185	375	.493	84	157	.535	114	181	295	68	183-2	27	14	454	5.7
82-83	59	855	100	214	.467	45	78	.577	79	140	219	65	131-1	13	8	245	4.2
TOTALS	339	6442	1144	2241	.510	541	858	.631	622	1071	1693	433	883-8	154	59	2829	8.3

Three-Point Field Goals: 1979-80, 0-for-1 (0.00); 1980-81, 0-for-1 (0.00); 1981-82, 0-for-2 (0.00). Totals: 0-for-4 (0.00).

PLAYOFF RECORD

79-80	9	151	24	53	.453	7	14	.500	13	19	32	10	27-0	7	3	55	6.1
80-81	17	265	35	81	.432	16	35	.457	19	41	60	12	44-0	2	5	86	5.1
81-82	12	122	21	40	.525	13	17	.765	13	16	29	4	27-0	2	2	55	4.6
82-83	5	29	0	4	.000	2	4	.500	3	5	8	1	4-0	0	0	2	0.4
TOTALS	43	567	80	178	.449	38	70	.543	48	81	129	27	102-0	11	10	198	4.6

Three-Point Field Goals: 1979-80, 0-for-1 (0.00); 1982-83, 0-for-1 (0.00). Totals: 0-for-2 (0.00).

LARRY ROBINSON [#4]														6'5"		180 LBS		01/11/68		CENTENARY '90			
----------------------------	--	--	--	--	--	--	--	--	--	--	--	--	--	-------------	--	----------------	--	-----------------	--	----------------------	--	--	--

>> Transactions: Signed as a free agent on 10/29/91...Waived on 11/11/91.

91-92	1	6	1	5	.200	0	0	.000	2	0	2	1	3-0	0	0	2	2.0
-------	---	---	---	---	------	---	---	------	---	---	---	---	-----	---	---	---	-----

Three-Point Field Goals: 1991-92, None Attempted.

YEAR G MIN FGM FGA PCT FTM FTA PCT OFF DEF TOT AST PF-DQ ST BL PTS AVG

RODNEY ROGERS [#54] 6'7" 255 LBS 06/20/71 WAKE FOREST '94

>> Transactions: Traded by the Phoenix Suns with Tony Delk for Joe Johnson, Mill Palacio, Randy Brown and a 2002 first-round draft choice on 02/20/02...Contract expired and was not renewed and became a free agent on 07/01/02.

01-02 27 626 107 222 .482 35 50 .700 34 73 107 40 78-1 16 12 288 10.7
Three-Point Field Goals: 2001-02, 39-for-95 (.411).

PLAYOFF RECORD

01-02 16 394 46 108 .426 31 35 .886 28 60 88 34 42-1 16 7 142 8.9
Three-Point Field Goals: 2001-02, 19-for-52 (.365).

ROY ROGERS, JR. [#99] 6'10" 235 LBS 08/19/73 ALABAMA '96

>> Transactions: Traded by the Vancouver Grizzlies for Tony Massenburg and a future second-round draft choice on 10/28/97...Traded to the Toronto Raptors with Chauncey Billups, Dee Brown and John Thomas for Kenny Anderson, Zan Tabak and Popeye Jones on 02/18/98.

97-98 9 37 3 8 .375 1 2 .500 0 5 5 1 6-0 2 4 7 0.8
Three-Point Field Goals: 1997-98, None Attempted.

KEN ROLLINS [#4] 6'0" 168 LBS 09/14/23 KENTUCKY '48

52-53 43 426 38 115 .330 22 27 .815 45 46 63-1 98 2.3

PLAYOFF RECORD

52-53 6 65 6 15 .400 8 8 1.000 8 7 14-0 20 3.3

CURTIS ROWE [#41] 6'7" 225 LBS 07/02/49 UCLA '71

>> Transactions: Traded by the Detroit Pistons in a three-way deal, in which Paul Silas was traded to the Denver Nuggets, and Ralph Simpson was traded by Denver to Detroit on 10/20/76...Contract was not renewed after the 1978-79 season.

76-77 79 2190 315 632 .498 170 240 .708 188 375 563 107 215-3 24 47 800 10.1
77-78 51 911 123 273 .451 66 89 .742 74 129 203 45 94-1 14 8 312 6.1
78-79 53 1222 151 346 .436 52 75 .693 79 163 242 69 105-2 15 13 354 6.7
TOTALS 183 4323 589 1251 .471 288 404 .714 341 667 1308 221 414-6 53 68 1466 8.0

PLAYOFF RECORD

76-77 9 237 32 68 .471 22 29 .759 29 43 72 10 29-1 1 4 86 9.9

BILL RUSSELL [#6] 6'10" 220 LBS 02/12/34 SAN FRANCISCO '56

>> Transactions: Selected by the St. Louis Hawks in the first round (3rd pick overall) in 1956...Draft rights were traded for Ed Macauley and the draft rights to Cliff Hagan on 04/29/56...Retired in 1969.

56-57 48 1695 277 649 .427 152 309 .492 943 88 143-2 706 14.7
57-58 69 2640 456 1032 .442 230 443 .519 1564 202 181-2 1142 16.6
58-59 70 2979 456 997 .457 256 428 .598 1612 222 161-3 1168 16.7
59-60 74 3146 555 1189 .467 240 392 .612 1778 277 210-0 1350 18.2
60-61 78 3458 532 1250 .426 258 469 .550 1868 268 155-0 1322 16.9
61-62 76 3433 575 1258 .457 286 481 .594 1790 341 207-3 1436 18.9
62-63 78 3500 511 1182 .432 287 517 .555 1843 348 189-1 1309 16.8
63-64 78 3482 466 1077 .433 236 429 .550 1930 370 190-0 1168 15.0
64-65 78 3466 429 980 .438 244 426 .573 1878 410 204-1 1102 14.1
65-66 78 3386 391 943 .415 223 405 .551 1779 371 221-4 1005 12.9
66-67 81 3297 395 870 .454 285 467 .610 1700 472 258-4 1075 13.4
67-68 78 2953 365 858 .425 247 460 .537 1451 357 242-2 977 12.5
68-69 77 3291 279 645 .433 204 388 .526 1484 374 231-2 762 9.9
TOTALS 963 40726 5687 12930 .440 3148 5614 .561 21620 4100 2592-24 14522 15.1

PLAYOFF RECORD

56-57 10 409 54 148 .365 31 61 .508 244 32 41-1 139 13.9
57-58 9 355 48 133 .361 40 66 .606 221 24 24-0 136 15.1
58-59 11 496 65 159 .409 41 67 .612 305 40 28-1 171 15.5
59-60 13 572 94 206 .456 53 75 .707 336 38 38-1 241 18.5
60-61 10 462 73 171 .427 45 86 .523 299 48 24-0 191 19.1
61-62 14 672 116 253 .458 82 113 .726 370 70 49-0 314 22.4
62-63 13 617 96 212 .453 72 109 .661 326 66 36-0 264 20.3
63-64 10 451 47 132 .356 37 67 .552 272 44 33-0 131 13.1
64-65 12 561 79 150 .527 40 76 .526 302 76 43-2 193 16.5
65-66 17 814 124 261 .475 76 123 .618 428 85 60-0 324 19.1
66-67 9 390 31 86 .360 33 52 .635 198 50 32-1 95 10.6
67-68 19 869 99 242 .409 76 130 .585 434 99 73-1 274 14.4
68-69 18 829 77 182 .423 41 81 .506 369 98 65-1 195 10.8
TOTALS 165 7497 1003 2335 .430 667 1106 .603 4104 770 546-8 2673 16.2

YEAR G MIN FGM FGA PCT FTM FTA PCT OFF DEF TOT AST PF-DQ ST BL PTS AVG

ED SADOWSKI [#22] 6'5" 240 LBS 07/11/17 D: 09/18/90 SETON HALL '40
 47-48 47 308 953 .323 294 422 .697 74 182 910 19.4

PLAYOFF RECORD

47-48 3 19 55 .345 23 38 .605 6 17 61 20.3

KENNY SAILORS [#13] 5'10" 176 LBS 01/14/22 WYOMING '46
 50-51

Also played for Baltimore in 1950-51. Games played with Boston were not recorded.

FRANKIE SANDERS [#45] 6'6" 200 LBS 01/23/57 SOUTHERN CAL '78

>> Transactions: Signed as a free agent on 01/19/79 (also played 22 games for San Antonio in 1978-79)...Completed contract and signed by the Indiana Pacers as a veteran free agent on 07/11/79 (Celtics received a future draft choice as compensation).

78-79 24 216 55 119 .462 22 27 .815 22 29 51 17 25-0 7 3 132 5.5

TOM SANDERS [#16] 6'6" 210 LBS 11/08/38 NEW YORK UNIVERSITY '60

>> Transactions: First round draft choice (8th pick overall) in 1960...Retired in 1973.

60-61	68	1084	148	352	.420	67	100	.670	385	44	131-1	363	5.3
61-62	80	2325	350	804	.435	197	263	.749	762	74	279-9	897	11.2
62-63	80	2148	339	744	.456	186	252	.738	576	95	262-5	864	10.8
63-64	80	2370	349	836	.417	213	280	.761	667	102	277-6	911	11.4
64-65	80	2459	374	871	.429	193	259	.745	661	92	318-15	941	11.8
65-66	72	1896	349	816	.428	211	276	.764	508	90	317-19	909	12.6
66-67	81	1926	323	755	.428	178	218	.817	439	91	304-6	824	10.2
67-68	78	1981	296	691	.428	200	255	.784	454	100	300-12	792	10.2
68-69	82	2184	364	847	.430	187	255	.733	574	110	293-3	915	11.2
69-70	57	1616	246	555	.443	161	183	.880	314	92	199-5	653	11.5
70-71	17	121	16	44	.364	7	8	.875	17	11	25-0	39	2.3
71-72	82	1631	215	524	.410	111	136	.816	353	98	257-7	541	6.6
72-73	59	423	47	149	.315	23	35	.657	88	27	82-0	117	2.0
TOTALS	916	22164	3416	7988	.428	1934	2520	.767	5798	1026	3044-94	8766	9.6

PLAYOFF RECORD

60-61	10	216	37	75	.493	15	24	.625	84	7	42-2	89	8.9
61-62	14	439	56	130	.431	29	36	.806	115	14	65-4	141	10.1
62-63	13	387	52	119	.437	24	31	.774	96	19	61-4	128	9.8
63-64	10	292	34	94	.362	23	34	.676	71	6	45-5	91	9.1
64-65	12	365	64	152	.421	31	43	.721	102	19	58-4	159	13.3
65-66	7	500	97	201	.483	36	48	.750	110	27	70-2	230	13.5
66-67	9	144	21	61	.344	2	5	.400	43	5	31-1	44	4.9
67-68	14	289	50	99	.505	16	21	.762	63	12	53-4	116	8.3
68-69	15	197	32	73	.438	23	31	.742	48	7	40-0	87	5.8
71-72	11	186	17	53	.321	13	21	.619	26	10	36-0	47	4.3
72-73	5	24	5	9	.556	0	2	.000	5	1	7-0	10	2.0
TOTALS	130	3039	465	1066	.436	212	296	.716	763	127	508-26	1142	8.8

WOODROW SAULSBERRY [#18] 6'7" 230 LBS 07/11/34 TEXAS SOUTHERN '57

>> Transactions: Signed as a free agent on 12/13/65...Completed contract after the 1965-66 season.

65-66 39 530 80 249 .321 11 22 .500 142 15 94-0 171 4.4

FRED SAUNDERS [#20] 6'7" 210 LBS 06/13/51 SYRACUSE '74

>> Transactions: Signed as a free agent on 05/27/66...Traded to the New Orleans Jazz for a future draft choice on 02/01/78.

76-77	68	1051	184	395	.466	35	53	.660	73	150	223	85	191-3	26	7	403	5.9
77-78	26	243	30	91	.330	14	17	.824	11	26	37	11	34-0	7	4	74	2.8
TOTALS	94	1294	214	486	.440	49	70	.700	84	176	260	96	225-3	33	11	477	5.1

PLAYOFF RECORD

76-77 9 66 12 33 .364 5 6 .833 1 8 9 5 21-0 1 0 29 3.2

YEAR	G	MIN	FGM	FGA	PCT	FTM	FTA	PCT	OFF	DEF	TOT	AST	PF-DQ	ST	BL	PTS	AVG
------	---	-----	-----	-----	-----	-----	-----	-----	-----	-----	-----	-----	-------	----	----	-----	-----

DWAYNE SCHINTZIUS [#55] 7'2" 285 LBS 10/14/68 FLORIDA '90

>> Transactions: Signed as a free agent on 01/21/99...Traded with Popeye Jones and Ron Mercer to the Denver Nuggets for Danny Fortson, Eric Williams, Eric Washington and a first-round draft choice on 08/03/99.

98-99	16	67	4	16	.250	3	4	.750	7	12	19	8	17-0	0	3	11	0.7
-------	----	----	---	----	------	---	---	------	---	----	----	---	------	---	---	----	-----

Three-Point Field Goals: 1998-99, None Attempted.

FRED SCOLARI [#24] 5'10" 180 LBS 03/01/22 D: 10/23/02 SAN FRANCISCO '43

54-55	59	619	76	249	.305	39	49	.796			77	93	76-0			191	3.2
-------	----	-----	----	-----	------	----	----	------	--	--	----	----	------	--	--	-----	-----

PLAYOFF RECORD

54-55	5	29	4	15	.267	4	5	.800			5	3	7-0			12	2.4
-------	---	----	---	----	------	---	---	------	--	--	---	---	-----	--	--	----	-----

CHARLIE SCOTT [#11] 6'6" 175 LBS 12/15/48 NORTH CAROLINA '70

>> Transactions: Seventh round draft choice (106th pick overall) in 1970...Playing rights transferred to the Phoenix Suns for future considerations on 03/14/72...Traded by Phoenix for Paul Westphal and future draft choices on 05/23/75...Traded to the Los Angeles Lakers for Kermit Washington, Don Chaney and future considerations on 12/27/77 (also played 48 games for Los Angeles in 1977-78).

75-76	82	2913	588	1309	.449	267	335	.797	106	252	358	341	356-17	103	24	1443	17.6
76-77	43	1581	326	734	.444	129	173	.746	52	139	191	196	155-3	60	12	781	18.2
77-78	31	1080	210	485	.433	84	118	.712	24	77	101	145	97-2	51	6	504	16.3
TOTALS	156	5574	1124	2528	.445	480	626	.767	182	468	650	680	608-22	214	42	2728	17.5

PLAYOFF RECORD

75-76	18	632	111	284	.391	55	72	.764	23	53	76	71	97-11	21	8	277	15.4
76-77	9	338	52	128	.406	44	52	.846	15	23	38	38	41-3	13	2	148	16.4
TOTALS	27	970	163	412	.396	99	124	.798	38	76	114	109	138-14	34	10	425	15.7

ED SEARCY [#32] 6'6" 210 LBS 04/17/52 ST. JOHN'S '74

75-76	4	12	2	6	.333	2	2	1.000	0	0	0	1	4-0	0	0	6	1.5
-------	---	----	---	---	------	---	---	-------	---	---	---	---	-----	---	---	---	-----

JIM SEMINOFF [#15] 6'2" 210 LBS 09/01/22 D: 06/12/01 SOUTHERN CALIFORNIA

48-49	58		153	487	.314	151	219	.689				229	195			457	7.9
49-50	65		85	283	.300	142	188	.755				249	154			312	4.8
TOTALS	123		238	770	.309	293	407	.720				478	349			769	6.3

EARL SHANNON 5'11" 170 LBS 11/23/21 D: 07/08/02 RHODE ISLAND

48-49	5		2	11	.182	1	4	.250				4	2			5	1.0
-------	---	--	---	----	------	---	---	------	--	--	--	---	---	--	--	---	-----

Also played 27 games for Providence in 1948-49.

HOWARD SHANNON [#8] 6'3" 185 LBS 06/10/23 D: 1995 KANSAS STATE '48

49-50	67		222	646	.344	143	182	.786				174	148			587	8.8
-------	----	--	-----	-----	------	-----	-----	------	--	--	--	-----	-----	--	--	-----	-----

BILL SHARMAN [#21] 6'1" 190 LBS 05/25/26 SOUTHERN CALIFORNIA '50

>> Transactions: Traded by the Fort Wayne Pistons with Bob Brannum for the rights to Charlie Share in 1951...Retired in 1961.

51-52	63	1389	244	628	.389	183	213	.859				221	151	181-3		671	10.7
52-53	71	2333	403	925	.436	341	401	.850				288	191	240-7		1147	16.2
53-54	72	2467	412	915	.450	331	392	.844				255	229	211-4		1155	16.0
54-55	68	2453	453	1062	.427	347	387	.897				302	280	212-2		1253	18.4
55-56	72	2698	538	1229	.438	358	413	.867				259	339	197-1		1434	19.9
56-57	67	2403	516	1241	.416	381	421	.905				286	236	188-1		1413	21.1
57-58	63	2214	550	1297	.424	302	338	.893				295	167	156-3		1402	22.3
58-59	72	2382	562	1377	.408	342	367	.932				292	179	173-1		1466	20.4
59-60	71	1916	559	1225	.456	252	291	.866				262	144	154-2		1370	19.3
60-61	61	1538	383	908	.422	210	228	.921				223	146	127-0		976	16.0
TOTALS	680	21793	4620	10807	.428	3047	3451	.883				2683	2062	1839-24		12287	18.1

YEAR	G	MIN	FGM	FGA	PCT	FTM	FTA	PCT	OFF	DEF	TOT	AST	PF-DQ	ST	BL	PTS	AVG
BILL SHARMAN PLAYOFF RECORD																	
51-52	1	27	7	12	.583	1	1	1.000			3	7	4-0			15	15.0
52-53	6	201	20	60	.333	30	32	.938			15	15	26-1			70	11.7
53-54	6	206	35	81	.432	43	50	.860			25	10	29-2			113	18.8
54-55	7	290	55	110	.500	35	38	.921			38	38	24-1			145	20.7
55-56	3	119	18	46	.391	16	17	.941			7	12	7-0			52	17.3
56-57	10	377	75	197	.381	61	64	.953			35	29	23-1			211	21.1
57-58	11	406	90	221	.407	52	56	.929			54	25	28-0			232	21.1
58-59	11	322	82	193	.425	57	59	.966			36	28	35-0			221	20.1
59-60	13	364	88	200	.421	43	53	.811			45	20	22-1			219	16.8
60-61	10	261	68	133	.511	32	36	.889			27	17	22-0			168	16.8
TOTALS	78	2573	538	1262	.426	370	406	.911			285	201	220-6			1446	18.5

BRIAN SHAW [#20]		6'6"		190 LBS		03/22/66		CAL-SANTA BARBARA '88									
<i>>> Transactions: First round draft choice (24th pick overall) in 1988...Traded to the Miami Heat for Sherman Douglas on 01/10/92 (also played 46 games for Miami in 1991-92).</i>																	
88-89	82	2301	297	686	.433	109	132	.826	119	257	376	472	211-1	78	27	703	8.6
90-91	79	2772	442	942	.469	204	249	.819	104	266	370	602	206-1	105	34	1091	13.8
91-92	17	436	70	164	.427	35	40	.875	11	58	69	89	29-0	12	10	175	10.3
TOTALS	178	5509	809	1792	.451	348	421	.827	234	581	815	1163	446-2	195	71	1969	11.1
Three-Point Field Goals: 1988-89, 0-for-13 (.000); 1990-91, 3-for-27 (.111); 1991-92, 0-for-7 (.000); Totals: 3-for-47 (.111).																	

PLAYOFF RECORD																	
88-89	3	124	22	43	.512	7	9	.778	2	15	17	19	11-0	3	0	51	17.0
90-91	11	316	47	100	.470	26	30	.867	8	30	38	51	34-0	10	1	121	11.0
TOTALS	14	440	69	143	.483	33	39	.846	10	45	55	70	45-0	13	1	172	12.3
Three-Point Field Goals: 1988-89, 0-for-1 (.000); 1990-91, 1-for-3 (.333); Totals: 1-for-4 (.250).																	

JERRY SICHTING [#12]		6'1"		180 LBS		11/29/56		PURDUE '79									
<i>>> Transactions: Traded by the Indiana Pacers for a 1990 second-round draft choice on 10/03/85...Traded to the Portland Trail Blazers with future considerations for Jim Paxson on 02/23/88 (also played 28 games for Portland in 1987-88).</i>																	
85-86	82	1596	235	412	.570	61	66	.924	27	77	104	188	118-0	50	0	537	6.5
86-87	78	1566	202	398	.508	37	42	.881	22	69	91	187	124-0	40	1	448	5.7
87-88	24	370	44	82	.537	8	12	.667	5	16	21	60	30-0	14	0	98	4.1
TOTALS	184	3532	481	892	.539	106	120	.883	54	162	216	435	272-0	104	1	1083	5.9
Three-Point Field Goals: 1985-86, 6-for-16 (.375); 1986-87, 7-for-26 (.269); 1987-88, 2-for-8 (.250); Totals: 15-for-50 (.300).																	

PLAYOFF RECORD																	
85-86	18	274	27	61	.443	3	7	.429	5	11	16	40	18-0	5	0	57	3.2
86-87	23	338	35	82	.427	8	10	.800	5	15	20	33	36-0	9	0	79	3.4
TOTALS	41	612	62	143	.434	11	17	.647	10	26	36	73	54-0	14	0	136	3.3
Three-Point Field Goals: 1985-86, 0-for-1 (.000); 1986-87, 1-for-6 (.167). Totals: 1-for-7 (.143).																	

LARRY SIEGFRIED [#20]		6'3"		192 LBS		05/22/39		OHIO STATE '61									
<i>>> Transactions: Signed as a free agent on 10/14/63...Selected by the Portland Trail Blazers in the NBA expansion draft on 05/11/70.</i>																	
63-64	31	261	35	110	.318	31	39	.795			51	40	33-0			101	3.3
64-65	72	996	173	417	.415	109	140	.779			134	119	108-1			455	6.3
65-66	71	1675	349	825	.423	274	311	.881			196	165	157-1			972	13.7
66-67	75	1891	368	833	.442	294	347	.847			228	250	207-1			1030	14.1
67-68	62	1937	261	629	.415	236	272	.868			215	289	194-2			758	12.2
68-69	79	2560	392	1031	.380	336	389	.864			282	370	222-0			1120	14.2
69-70	78	2081	382	902	.424	220	257	.856			212	299	187-2			984	12.6
TOTALS	466	11401	1960	4747	.413	1500	1755	.855			1318	1532	1108-7			5420	11.6

PLAYOFF RECORD																	
63-64	4	24	2	6	.333	3	6	.500			4	1	4-0			7	1.8
64-65	12	163	30	79	.380	24	28	.857			25	21	25-0			84	7.0
65-66	17	452	81	193	.420	62	75	.827			42	41	52-0			224	13.2
66-67	9	260	38	102	.373	35	43	.814			40	44	33-1			111	12.3
67-68	19	535	78	201	.288	77	85	.906			50	56	75-3			233	12.2
68-69	18	392	72	172	.419	55	70	.786			38	46	60-1			199	11.1
TOTALS	79	1826	301	753	.400	256	307	.834			199	209	249-5			858	10.9

YEAR	G	MIN	FGM	FGA	PCT	FTM	FTA	PCT	OFF	DEF	TOT	AST	PF-DQ	ST	BL	PTS	AVG
------	---	-----	-----	-----	-----	-----	-----	-----	-----	-----	-----	-----	-------	----	----	-----	-----

PAUL SILAS [#35] 6'7" 220 LBS 07/12/43 CREIGHTON '64

>> Transactions: Traded by the Phoenix Suns (on 09/19/72), to complete a deal in which Phoenix acquired the draft rights to Charlie Scott (on 03/14/72)...Traded to the Denver Nuggets in a three-way deal in which Curtis Rowe was traded by the Detroit Pistons to Boston, and Ralph Simpson was traded by Denver to Detroit on 10/20/76.

72-73	80	2618	400	851	.470	266	380	.700			1039	251	197-1			1066	13.3
73-74	82	2599	340	772	.440	264	337	.783	334	581	915	186	246-3	63	20	944	11.5
74-75	82	2661	312	749	.417	244	344	.709	348	677	1025	224	229-3	60	22	868	10.6
75-76	81	2662	315	740	.426	236	333	.709	365	660	1025	203	227-3	56	33	866	10.7
TOTALS	325	10540	1367	3112	.439	1010	1394	.725	1047	1918	4004	864	899-10	179	75	3744	11.5

PLAYOFF RECORD

72-73	13	512	47	120	.392	31	50	.620			196	39	39-0			125	9.6
73-74	18	574	50	126	.397	44	53	.830	53	138	191	47	51-2	13	9	144	8.0
74-75	11	405	42	92	.457	16	25	.640	46	84	130	40	45-1	12	2	100	9.1
75-76	18	741	69	154	.448	56	69	.812	78	168	246	42	67-1	24	6	194	10.8
TOTALS	60	2232	208	492	.423	147	197	.746	177	390	763	168	202-4	49	17	563	9.4

CONNIE SIMMONS [#10] 6'8" 225 LBS 03/15/25 D: 04/15/89 NO COLLEGE

46-47	60	246	768	320	.228	128	189	.667				62	130			620	10.3
47-48	32	108	366	295	.32	54	54	.593				17	82			248	7.8
TOTALS	92	354	1134	312	.160	243	.658					79	212			868	9.4

Also played 13 games for Baltimore in 1947-48.

JOHN SIMMONS [#6] 6'1" 184 LBS 07/07/24 NEW YORK UNIVERSITY

46-47	60	120	429	280	.78	127	.614					29	78			318	5.3
-------	----	-----	-----	-----	-----	-----	------	--	--	--	--	----	----	--	--	-----	-----

CHARLES SMITH [#13] 6'1" 160 LBS 11/29/67 GEORGETOWN '89

>> Transactions: Signed as a free agent on 09/21/89...Waived on 12/05/90...Re-signed on 03/04/91 to the first of two consecutive ten-day contracts that expired on 03/24/91.

89-90	60	519	59	133	.444	53	76	.697	14	55	69	103	75-0	35	3	171	2.9
90-91	5	30	3	7	.429	3	5	.600	0	2	2	6	7-0	1	0	9	1.8
TOTALS	65	549	62	140	.443	56	81	.691	14	57	71	109	82-0	36	3	180	2.8

Three-Point Field Goals: 1989-90, 0-for-7 (.000); 1990-91, None Attempted. Totals: 0-for-7 (.000).

PLAYOFF RECORD

89-90	3	9	1	2	.500	0	0	.000	1	0	1	3	0-0	1	0	2	0.7
-------	---	---	---	---	------	---	---	------	---	---	---	---	-----	---	---	---	-----

Three-Point Field Goals: None Attempted.

DEREK SMITH [#43] 6'6" 218 LBS 11/01/61 D: 08/09/96 LOUISVILLE '82

>> Transactions: Signed as an unrestricted free agent on 12/22/90.

90-91	2	16	1	4	.250	3	4	.750	0	0	0	5	3-0	1	1	5	2.5
-------	---	----	---	---	------	---	---	------	---	---	---	---	-----	---	---	---	-----

Three-Point Field Goals: 1990-91, 0-for-1 (.000).

PLAYOFF RECORD

90-91	10	86	9	21	.429	11	14	.786	2	7	9	5	20-0	3	1	29	2.9
-------	----	----	---	----	------	----	----	------	---	---	---	---	------	---	---	----	-----

Three-Point Field Goals: 1990-91, 0-for-1 (.000).

DOUG SMITH [#34] 6'10" 220 LBS 09/17/69 MISSOURI '91

>> Transactions: Signed as an unrestricted free agent on 10/04/95...Waived on 07/30/96.

95-96	17	92	14	39	.359	5	8	.625	12	10	22	4	21-0	3	0	33	1.9
-------	----	----	----	----	------	---	---	------	----	----	----	---	------	---	---	----	-----

Three-Point Field Goals: 1995-96, None Attempted.

GARFIELD SMITH [#33] 6'9" 235 LBS 11/18/45 KENTUCKY '68

>> Transactions: Third round draft choice (32nd pick overall) in 1968.

70-71	37	281	42	116	.362	22	56	.393			95	9	53-0			106	2.9
71-72	26	134	28	66	.424	6	31	.194			37	8	22-0			62	2.4
TOTALS	63	415	70	182	.390	28	87	.322			132	17	75-0			168	2.7

PLAYOFF RECORD

71-72	4	6	1	5	.200	0	3	.000			1	0	1-0			2	0.5
-------	---	---	---	---	------	---	---	------	--	--	---	---	-----	--	--	---	-----

YEAR G MIN FGM FGA PCT FTM FTA PCT OFF DEF TOT AST PF-DQ ST BL PTS AVG

MICHAEL SMITH [# 11] 6'10" 225 LBS 05/19/65 BRIGHAM YOUNG '89

>> Transactions: First round draft choice (13th pick overall) in 1989.

89-90	65	620	136	286	.476	53	64	.828	40	60	100	79	51-0	9	1	327	5.0
90-91	47	389	95	200	.475	22	27	.815	21	35	56	43	27-0	6	2	218	4.6
TOTALS	112	1009	231	486	.475	75	91	.824	61	95	156	122	78-0	15	3	545	4.9

Three-Point Field Goals: 1989-90, 2-for-28 (.071); 1990-91, 6-for-24 (.250). Totals: 8-for-52 (.154).

PLAYOFF RECORD

89-90	4	16	5	8	.625	7	7	1.000	0	0	0	0	1-0	1	0	17	4.3
90-91	2	6	1	2	.500	0	0	.000	0	0	0	1	2-0	0	0	2	1.0
TOTALS	6	22	6	10	.600	7	7	1.000	0	0	0	1	3-0	1	0	19	3.2

Three-Point Field Goals: 1989-90, 0-for-2 (.000); 1990-91, 0-for-1 (.000). Totals: 0-for-3 (.000).

ART SPECTOR [#12] 6'4" 200 LBS 10/17/20 D: 06/18/87 VILLANOVA

46-47	55		123	460	.267	83	150	.553				46	130			329	6.0
47-48	48		67	243	.276	60	92	.652				17	106			194	4.0
48-49	59		130	434	.300	64	116	.552				77	111			324	5.5
49-50	7		2	12	.167	1	4	.250				3	4			5	0.7
TOTALS	169		322	1149	.280	208	362	.575				143	351			852	5.0

PLAYOFF RECORD

47-48	3		2	9	.222	2	4	.500				0	9			6	2.0
-------	---	--	---	---	------	---	---	------	--	--	--	---	---	--	--	---	-----

KEVIN STACOM [#27] 6'4" 185 LBS 09/04/51 PROVIDENCE '74

>> Transactions: Second round draft choice (35th pick overall) in 1974...Waived on 11/23/77...Re-signed on 12/08/77...Completed contract and signed by the Indiana Pacers as a veteran free agent on 07/28/78 (Boston received a draft choice as compensation)...Sold by Indiana to Boston on 02/09/79 (also played 44 games for Indiana in 1978-79).

74-75	61	447	72	159	.453	29	33	.879	30	25	55	49	65-0	11	3	173	2.8
75-76	77	1114	170	387	.439	68	91	.747	62	99	161	128	117-0	23	5	408	5.3
76-77	79	1051	179	438	.409	46	58	.793	40	57	97	117	65-0	19	3	404	5.1
77-78	55	1006	206	484	.426	54	71	.761	26	80	106	111	60-0	28	3	466	8.5
78-79	24	260	52	133	.391	13	19	.684	10	14	24	35	18-0	15	0	117	4.9
TOTALS	296	3878	679	1601	.424	210	272	.772	168	275	443	440	325-0	96	14	1568	5.3

PLAYOFF RECORD

74-75	4	7	0	2	.000	0	0	.000	0	0	0	1	0-0	0	0	0	0.0
75-76	17	195	13	45	.727	8	11	.727	9	8	17	16	21-0	5	0	34	2.0
76-77	5	25	3	6	.500	1	1	1.000	0	2	2	4	3-0	0	0	7	1.4
TOTALS	26	227	16	53	.302	9	12	.750	9	10	19	21	24-0	5	0	41	1.6

ED STANCZAK [#19, #21] 6'1" 185 LBS 08/15/21 D: 05/30/04 NO COLLEGE

50-51	17		11	48	.229	35	43	.814				34	6	6-0		57	3.4
-------	----	--	----	----	------	----	----	------	--	--	--	----	---	-----	--	----	-----

MICHAEL STEWART [#5] 6'10" 230 LBS 04/24/75 CALIFORNIA '97

>> Transactions: Traded by the Cleveland Cavaliers with Ricky Davis, Chris Mihm and a second round draft choice for Tony Battie, Kendrick Brown and Eric Williams on 12/15/03...Traded to the Atlanta Hawks with Tom Gugliotta, Gary Payton and first round draft choice for Antoine Walker on 02/24/05.

03-04	17	71	2	5	.400	1	2	.500	3	8	11	0	13-0	1	2	5	0.3
-------	----	----	---	---	------	---	---	------	---	---	----	---	------	---	---	---	-----

Three-Point Field Goals: None Attempted.

PLAYOFF RECORD

03-04	1	2	0	0		0	0		0	0	0	0	2-0	0	0	0	0.0
-------	---	---	---	---	--	---	---	--	---	---	---	---	-----	---	---	---	-----

Three-Point Field Goals: None Attempted.

BRYANT STITH [#20] 6'5" 210 LBS 12/10/70 VIRGINIA '92

>> Transactions: Traded by the Denver Nuggets with Chris Herren for Robert Pack and Calbert Cheaney on 10/16/00...Completed his contract and was not re-signed becoming a free agent on 07/01/01.

00-01	78	2504	245	611	.401	175	207	.845	65	219	284	168	182-0	93	14	756	9.7
-------	----	------	-----	-----	------	-----	-----	------	----	-----	-----	-----	-------	----	----	-----	-----

Three-Point Field Goals: 2000-01, 91-for-242 (.376).

YEAR	G	MIN	FGM	FGA	PCT	FTM	FTA	PCT	OFF	DEF	TOT	AST	PF-DQ	ST	BL	PTS	AVG
------	---	-----	-----	-----	-----	-----	-----	-----	-----	-----	-----	-----	-------	----	----	-----	-----

ERICK STRICKLAND [#20] 6'3" 218 LBS 11/25/73 NEBRASKA '96

>> Transactions: Signed as a free agent on 11/01/01...Completed his contract and was not re-signed becoming a free agent on 07/01/02.

01-02	79	1643	190	488	.389	131	155	.845	22	191	213	184	145-1	56	1	606	7.7
-------	----	------	-----	-----	------	-----	-----	------	----	-----	-----	-----	-------	----	---	-----	-----

Three-Point Field Goals: 2001-02, 95-for-247 (.385).

PLAYOFF RECORD

01-02	12	118	11	39	.282	9	9	1.000	2	11	13	17	15-0	5	1	35	2.9
-------	----	-----	----	----	------	---	---	-------	---	----	----	----	------	---	---	----	-----

Three-Point Field Goals: 2001-02, 4-for-20 (.200).

DEREK STRONG [#31] 6'8" 250 LBS 02/09/68 XAVIER (OH) '90

>> Transactions: Traded by the Milwaukee Bucks with Blue Edwards for Ed Pinckney and the draft rights to Andrei Fetisov on 06/29/94...Completed contract and was not re-signed after the 1994-95 season.

94-95	70	1344	149	329	.453	141	172	.820	136	239	375	44	143-0	24	13	441	6.3
-------	----	------	-----	-----	------	-----	-----	------	-----	-----	-----	----	-------	----	----	-----	-----

Three-Point Field Goals: 1994-95, 2-for-7 (.286).

PLAYOFF RECORD

94-95	4	81	4	12	.333	3	6	.500	13	11	24	3	7-0	3	1	11	2.8
-------	---	----	---	----	------	---	---	------	----	----	----	---	-----	---	---	----	-----

Three-Point Field Goals: 1994-95, None Attempted.

GENE STUMP [#13] 6'2" 185 LBS 11/13/23 DEPAUL '47

>> Transactions: Second round draft choice in 1947.

47-48	43		59	247	.239	24	38	.632				18	66			142	3.3
48-49	56		193	580	.333	92	129	.713				56	102			478	8.5
TOTALS	99		252	827	.305	116	167	.695				74	168			620	6.3

PLAYOFF RECORD

47-48	3		1	3	.333	0	0	.000				0	2			2	0.7
-------	---	--	---	---	------	---	---	------	--	--	--	---	---	--	--	---	-----

BRUNO SUNDOV [#41] 7'2" 246 LBS 02/10/80 CROATIA

>> Transactions: Signed as a free agent on 07/19/02...Traded to the Cleveland Cavaliers with J. R. Bremer and a conditional second-round draft choice on 07/29/03 for Jumaine Jones.

02-03	26	138	14	56	.250	0	2	.000	8	20	28	7	24-0	6	3	32	1.2
-------	----	-----	----	----	------	---	---	------	---	----	----	---	------	---	---	----	-----

Three-Point Field Goals: 2002-03, 4-for-16 (.250).

BEN SWAIN [#16] 6'8" 222 LBS 11/13/33 D: 06/19/08 TEXAS SOUTHERN '58

>> Transactions: First round draft choice (8th pick overall) in 1958.

58-59	58	708	99	244	.406	67	110	.609				262	29	127-3		265	4.6
-------	----	-----	----	-----	------	----	-----	------	--	--	--	-----	----	-------	--	-----	-----

PLAYOFF RECORD

58-59	5	27	2	6	.333	1	2	.500				14	1	4-0		5	1.0
-------	---	----	---	---	------	---	---	------	--	--	--	----	---	-----	--	---	-----

DAN SWARTZ [#12] 6'4" 215 LBS 12/23/34 D: N/A KENTUCKY '56

62-63	39	335	57	150	.380	61	72	.847				88	21	92-0		175	4.5
-------	----	-----	----	-----	------	----	----	------	--	--	--	----	----	------	--	-----	-----

PLAYOFF RECORD

62-63	1	4	0	0	.000	0	0	.000				0	0	0-0		0	0.0
-------	---	---	---	---	------	---	---	------	--	--	--	---	---	-----	--	---	-----

LARRY SYKES [#54] 6'9" 255 LBS 04/11/73 XAVIER (OH) '95

>> Transactions: Signed as a free agent on 11/08/95...Waived on 11/24/95.

95-96	1	2	0	0	.000	0	0	.000	1	1	2	0	0-0	0	0	0	0.0
-------	---	---	---	---	------	---	---	------	---	---	---	---	-----	---	---	---	-----

Three-Point Field Goals: 1995-96, None Attempted.

BRETT SZABO [#43] 6'11" 250 LBS 02/01/68 AUGUSTANA '91

>> Transactions: Signed as a free agent on 10/08/96...Waived on 01/07/97...Signed to the first of two consecutive ten-day contracts on 01/10/97...Signed for the remainder of the season on 01/30/97...Rights renounced on 07/07/97.

96-97	70	662	54	121	.446	45	61	.738	56	109	165	17	119-0	16	32	76	2.2
-------	----	-----	----	-----	------	----	----	------	----	-----	-----	----	-------	----	----	----	-----

Three-Point Field Goals: 1996-97, 0-for-1 (.000).

YEAR G MIN FGM FGA PCT FTM FTA PCT OFF DEF TOT AST PF-DQ ST BL PTS AVG

WALLY SZCZERBIAK [#55] 6'7" 244 LBS 03/05/77 MIAMI (OH) '99

>> *Transactions:* Acquired from the Minnesota Timberwolves, along with Dwayne Jones, Michael Olowokandi and a future first round draft choice in exchange for Marcus Banks, Mark Blount, Ricky Davis, Justin Reed and two future conditional second round draft choices on 01/27/06... Traded to the Seattle SuperSonics along with Delonte West and the draft rights to Jeff Green in exchange for Ray Allen and the draft rights to Glen Davis on 06/28/07.

05-06	32	1,174	201	422	.476	115	128	.898	41	82	123	101	60-0	19	4	561	17.5
06-07	32	900	161	388	.415	113	126	.897	16	82	98	55	65-1	18	3	479	15.0
TOTALS	64	2,074	362	810	.447	228	254	.898	57	164	221	156	125-1	37	7	1040	16.3

Three-Point Field Goals: 2005-06, 44-for-112 (.393); 2006-07, 44-for-106 (.415); Totals: 88-for-218 (.404).

ZAN TABAK [#55] 7'0" 245 LBS 06/15/70 CROATIA

>> *Transactions:* Traded by the Toronto Raptors with Kenny Anderson and Popeye Jones to Boston for Chauncey Billups, Dee Brown, John Thomas and Roy Rogers on 02/18/98... Completed contract and was not re-signed.

97-98	18	252	26	55	.473	7	13	.538	25	33	58	12	46-1	5	11	59	3.3
-------	----	-----	----	----	------	---	----	------	----	----	----	----	------	---	----	----	-----

Three-Point Field Goals: 1996-97, None Attempted.

EARL TATUM [#43] 6'6" 185 LBS 07/26/53 MARQUETTE '76

>> *Transactions:* Traded by the Indiana Pacers for a future draft choice and cash on 07/19/78... Traded to the Detroit Pistons for Chris Ford and a future draft choice on 10/19/78 (also played 76 games for Detroit in 1978-79).

78-79	3	38	8	20	.400	4	5	.800	1	3	4	1	7-0	0	1	20	6.7
-------	---	----	---	----	------	---	---	------	---	---	---	---	-----	---	---	----	-----

SEBASTIAN TELFAIR [#30] 6'0" 160 LBS 06/09/85 LINCOLN HS (NY) '04

>> *Transactions:* Traded to Minnesota along with Ryan Gomes, Gerald Green, Al Jefferson, Theo Ratliff and two future draft choices in exchange for Kevin Garnett on July 31, 2007... Acquired from Portland along with Theo Ratliff and a 2008 second round draft choice in exchange for Raef LaFrentz, Dan Dickau and the draft rights to Randy Foye on June 28, 2006.

06-07	78	1578	176	474	.371	90	110	.818	17	91	108	218	166-1	43	11	479	6.1
-------	----	------	-----	-----	------	----	-----	------	----	----	-----	-----	-------	----	----	-----	-----

Three-Point Field Goals: 2006-07, 37-for-128 (.289).

TOM THACKER [#12] 6'2" 170 LBS 11/02/39 CINCINNATI '63

>> *Transactions:* Signed as a free agent in 1967... Selected by the Milwaukee Bucks in the NBA expansion draft on 05/06/68.

67-68	65	782	114	272	.419	43	84	.512			161	69	165-2			271	4.2
-------	----	-----	-----	-----	------	----	----	------	--	--	-----	----	-------	--	--	-----	-----

PLAYOFF RECORD

67-68	17	81	7	24	.292	2	7	.286			17	8	23-0			16	0.9
-------	----	----	---	----	------	---	---	------	--	--	----	---	------	--	--	----	-----

DAVID THIRDKILL [#45] 6'8" 215 LBS 04/12/60 BRADLEY '82

>> *Transactions:* Signed as a free agent on 09/12/85... Waived on 10/22/85... Re-signed on 12/05/85... Waived on 12/23/86.

85-86	49	385	54	110	.491	55	88	.625	27	43	70	15	55-0	11	3	163	3.3
86-87	13	78	10	19	.526	5	12	.417	2	12	14	2	11-0	1	0	25	1.9
TOTALS	62	463	64	129	.496	60	100	.600	29	55	84	17	66-0	12	3	188	3.0

Three-Point Field Goals: 1985-86, 0-for-1 (.000); 1986-87, 0-for-1 (.000). Totals 0-for-2 (.000).

PLAYOFF RECORD

85-86	13	47	6	18	.333	5	11	.455	1	7	8	3	5-0	2	0	17	1.3
-------	----	----	---	----	------	---	----	------	---	---	---	---	-----	---	---	----	-----

Three-Point Field Goals: 1985-86, 0-for-1 (.000).

JAMEL THOMAS [#5] 6'6" 215 LBS 07/19/76 PROVIDENCE '99

>> *Transactions:* Signed as a free agent on 12/13/99... Waived on 12/23/99.

99-00	3	19	5	10	.500	1	1	1.000	0	2	2	2	0-0	0	0	11	3.7
-------	---	----	---	----	------	---	---	-------	---	---	---	---	-----	---	---	----	-----

Three-Point Field Goals: 1999-00, 0-for-1 (.000).

JOHN THOMAS [#55] 6'9" 265 LBS 09/08/75 MINNESOTA '97

>> *Transactions:* Traded by the New York Knicks with Scott Brooks, Walter McCarty and Dontae Jones for Chris Mills and two future second-round draft choices on 10/22/97... Traded to the Toronto Raptors with Chauncey Billups, Dee Brown and Roy Rogers for Kenny Anderson, Zan Tabak and Popeye Jones on 02/18/98.

97-98	33	368	41	80	.513	26	33	.788	32	38	70	13	65-0	19	9	108	3.3
-------	----	-----	----	----	------	----	----	------	----	----	----	----	------	----	---	-----	-----

Three-Point Field Goals: None Attempted.

YEAR	G	MIN	FGM	FGA	PCT	FTM	FTA	PCT	OFF	DEF	TOT	AST	PF-DQ	ST	BL	PTS	AVG
------	---	-----	-----	-----	-----	-----	-----	-----	-----	-----	-----	-----	-------	----	----	-----	-----

JOHN THOMPSON [#5, #18] 6'10" 230 LBS 09/02/41 PROVIDENCE '64

>> Transactions: Third round draft choice (25th pick overall) in 1964...Selected by the Chicago Bulls in the NBA expansion draft on 04/30/66.

64-65	64	699	84	209	.402	62	105	.590			230	16	141-1			230	3.6
65-66	10	72	14	30	.467	4	6	.667			30	3	15-0			32	3.2
TOTALS	74	771	98	239	.410	66	111	.595			260	19	156-1			262	3.5

PLAYOFF RECORD

64-65	3	21	2	7	.286	7	7	1.000			12	1	2-0			11	3.7
65-66	3	11	1	7	.143	0	0	.000			4	0	2-0			2	0.7
TOTALS	6	32	3	14	.214	7	7	1.000			16	1	4-0			13	2.2

DARREN TILLIS [#52] 6'11" 215 LBS 02/23/60 CLEVELAND STATE '82

>> Transactions: First round draft choice (23rd pick overall) in 1982...Traded to the Cleveland Cavaliers with a 1983 first-round draft choice and cash for Scott Wedman on 01/14/83 (also played 37 games for Cleveland in 1982-83).

82-83	15	44	7	23	.304	2	6	.333	4	5	9	2	8-0	0	2	16	1.1
Three-Point Field Goal: 0-for-1 (.000).																	

LOU TSIOROPOULOS [#20, #29] 6'5" 195 LBS 08/31/30 KENTUCKY '53

>> Transactions: Seventh round draft choice in 1953.

56-57	52	670	79	256	.309	69	79	.775			207	33	135-6			227	4.4
57-58	70	1819	198	624	.317	142	207	.688			454	12	242-8			538	7.7
58-59	35	488	60	190	.316	25	33	.758			110	20	74-0			145	4.1
TOTALS	157	2977	337	1070	.315	236	329	.717			751	165	451-14			910	5.8

PLAYOFF RECORD

57-58	11	239	25	85	.294	19	29	.655			64	14	40-4			69	6.3
-------	----	-----	----	----	------	----	----	------	--	--	----	----	------	--	--	----	-----

ANDRE TURNER [#7] 5'11" 160 LBS 12/13/64 MEMPHIS STATE '86

>> Transactions: Signed as a free agent on 11/06/86...Waived on 11/25/86.

86-87	3	18	2	5	.400	0	0	.000	1	1	2	1	1-0	0	0	4	1.3
Three-Point Field Goals: 1986-87, 0-for-1 (.000).																	

WAYNE TURNER [#5] 6'2" 190 LBS 03/22/76 KENTUCKY '99

>> Transactions: Signed as a free agent on 08/03/99...Waived on 11/08/99.

99-00	3	41	1	6	.167	2	6	.333	1	2	3	5	4-0	0	0	4	1.3
-------	---	----	---	---	------	---	---	------	---	---	---	---	-----	---	---	---	-----

KELVIN UPSHAW [#7] 6'2" 180 LBS 01/24/63 UTAH '86

>> Transactions: Signed on 03/09/89 to the first of consecutive 10-day contracts...Contract expired on 03/28/89...Re-signed on 03/28/89 (also played 9 games for Miami in 1988-89)...Waived on 11/17/89...

Re-signed as a free agent on 11/24/89...Waived on 12/26/89 (also played 3 games for Dallas and 23 games for Golden State in 1989-90).

88-89	23	473	73	149	.490	14	20	.700	6	30	36	97	62-1	19	3	162	7.0
89-90	14	131	12	39	.308	4	6	.667	3	10	13	28	19-0	2	1	30	2.1
TOTALS	37	604	85	188	.452	18	26	.692	9	40	49	125	81-1	21	4	192	5.2

Three-Point Field Goals: 1988-89, 2-for-10 (.200); 1989-90, 2-for-5 (.400). Totals, 4-for-15 (.267).

TRADITION

FORMER PLAYER STATISTICS

YEAR	G	MIN	FGM	FGA	PCT	FTM	FTA	PCT	OFF	DEF	TOT	AST	PF-DQ	ST	BL	PTS	AVG
VIRGIL VAUGHN [#17]			6'4"			205 LBS			05/15/18			KENTUCKY WESLEYAN					
46-47	17		15	78	.192	15	28	.536				10	18			45	2.6

SAM VINCENT [#11]			6'2"			185 LBS			05/18/63			MICHIGAN STATE '85					
>> Transactions: First round draft choice (20 th pick overall) in 1985...Traded with Scott Wedman to Seattle for a 1989 second-round draft choice on 10/16/87.																	
85-86	57	432	59	162	.364	65	70	.929	11	37	48	69	59-0	17	4	184	3.2
86-87	46	374	60	136	.441	51	55	.927	5	22	27	59	33-0	13	1	171	3.7
TOTALS	103	806	119	298	.399	116	125	.928	16	59	75	128	92-0	30	5	355	3.4
Three-Point Field Goals: 1985-86, 1-for-4 (.250). Totals: 1-for-4 (.250).																	

PLAYOFF RECORD																	
85-86	9	41	8	28	.286	6	6	1.000	1	6	7	5	9-0	2	0	22	2.4
86-87	17	141	23	56	.411	27	35	.771	3	9	12	19	13-0	3	2	74	4.4
TOTALS	26	182	31	84	.369	33	41	.805	4	15	19	24	22-0	5	2	96	3.7
Three-Point Field Goals: 1985-86, 0-for-1 (.000); 1986-87, 1-for-2 (.500). Totals: 1-for-3 (.333).																	

STOJKO VRANKOVIC [#11, #52]7'2"			260 LBS			01/22/64			CROATIA								
>> Transactions: Signed as a free agent on 10/02/90.																	
90-91	31	166	24	52	.462	10	18	.556	15	36	51	4	43-1	1	29	58	1.9
91-92	19	110	15	32	.469	7	12	.583	8	20	28	5	22-0	0	17	37	1.9
TOTALS	50	276	39	84	.464	17	30	.567	23	56	79	9	65-1	1	46	95	1.9

PLAYOFF RECORD																	
90-91	1	4	1	1	1.000	0	0	.000	0	2	2	0	2-0	0	0	2	2.0
91-92	1	3	1	1	1.000	0	0	.000	0	0	0	1	0-0	0	0	2	2.0
TOTALS	2	7	2	2	1.000	0	0	.000	0	2	2	1	2-0	0	0	4	2.0

ANTOINE WALKER [#8, #88] 6'9"			245 LBS			08/12/76			KENTUCKY '98								
>> Transactions: First round draft choice (6th pick overall) in 1996...Traded with Tony Delk to Dallas for Rael LaFrenz, Chris Mills, Jiri Welsch and a 2004 first round draft choice on 10/20/03...Traded to Boston in exchange for Tom Gugliotta, Gary Payton, Michael Stewart and a future first round draft choice on 02/24/05...Traded to Miami in the 5-team, 13-player trade that brought Curtis Borchardt, the draft rights to Albert Miralles, Qyntel Woods, two second round draft choices and cash considerations on 09/03/05.																	
96-97	82	2970	576	1354	.425	231	366	.631	288	453	741	262	271-1	105	53	1435	17.5
97-98	82	3268	722	1705	.423	305	473	.645	270	566	836	273	262-2	142	60	1840	22.4
98-99	42	1549	303	735	.412	113	202	.559	106	253	359	130	142-2	63	28	784	18.7
99-00	82	3003	648	1506	.430	311	445	.699	199	453	652	305	263-4	117	32	1680	20.5
00-01	81	3396	711	1720	.413	249	348	.716	151	568	719	445	251-2	138	49	1892	23.4
01-02	81	3406	666	1689	.394	240	324	.741	150	564	714	407	237-2	122	38	1794	22.1
02-03	78	3235	603	1554	.388	176	286	.615	99	464	563	373	221-4	116	31	1570	20.1
04-05	24	827	161	364	.442	44	79	.557	56	142	198	71	70-0	25	26	391	16.3
TOTALS	552	21654	4390	10627	.413	1669	2523	.662	1319	3463	4782	2266	1717-17	828	317	11386	20.6
Three-Point Field Goals: 1996-97, 52-for-159 (.327); 1997-98, 91-for-292 (.312); 1998-99, 65-for-176 (.369); 1999-00, 73-for-285 (.256); 2000-01, 221-for-603 (.367); 2001-02, 222-for-645 (.344); 2002-03, 188-for-582 (.323); 2004-05, 25-for-73 (.342). Totals: 937-for-2,815 (.332).																	

PLAYOFF RECORD																	
01-02	16	703	131	319	.411	50	64	.781	23	115	138	52	56-2	24	6	354	22.1
02-03	10	440	73	176	.415	11	22	.500	20	67	87	43	44-3	17	4	173	17.3
04-05	6	224	43	104	.413	7	11	.636	16	28	44	14	19-0	7	6	100	16.7
TOTALS	32	1367	247	599	.412	68	97	.701	59	210	269	109	119-5	48	16	627	19.6
Three-Point Field Goals: 2001-02, 42-for-109 (.385); 2002-03, 16-for-45 (.356); 2004-05, 7-for-19 (.368). Totals: 65-for-173 (.380).																	

BRADY WALKER [#13]			6'6"			205 LBS			03/15/21			BRIGHAM YOUNG '48					
49-50	68		218	583	.374	72	114	.632			109	100				508	7.5
50-51																	
TOTALS																	
Also played for Baltimore in 1950-51. Games played with Boston were not recorded.																	

BRANDON WALLACE [#8]			6'9"			203 LBS			03/14/85			SOUTH CAROLINA '07					
>> Transactions: Signed as a free agent on 07/10/07...waived on 12/18/07.																	
07-08	Received DNP-CP on 11/10/07 @ NU																

MIKE WALLACE [#13]			6'1"			185 LBS			07/12/18 D: 07/07/77			SCRANTON					
46-47	24		55	224	.246	21	48	.438				20	42			131	5.5
Also played 37 games for Toronto in 1946-47.																	

YEAR	G	MIN	FGM	FGA	PCT	FTM	FTA	PCT	OFF	DEF	TOT	AST	PF-DQ	ST	BL	PTS	AVG
------	---	-----	-----	-----	-----	-----	-----	-----	-----	-----	-----	-----	-------	----	----	-----	-----

BILL WALTON [#5] 6'11" 235 LBS 11/05/52 UCLA '74

>> Transactions: Traded by the Los Angeles Clippers for Cedric Maxwell, a 1986 first-round choice and cash on 09/06/85.

85-86	80	1546	231	411	.562	144	202	.713	136	408	544	165	210-1	38	106	606	7.6
86-87	10	112	10	26	.385	8	15	.533	11	20	31	9	23-0	1	10	28	2.8
87-88	INJURED																

TOTALS	90	1658	241	437	.551	152	217	.700	147	428	575	174	233-1	39	116	634	7.0
---------------	-----------	-------------	------------	------------	-------------	------------	------------	-------------	------------	------------	------------	------------	--------------	-----------	------------	------------	------------

Three-Point Field Goals: None Attempted.

PLAYOFF RECORD

85-86	16	291	54	93	.581	19	23	.826	25	78	103	27	45-1	6	12	127	7.9
86-87	12	102	12	25	.480	5	14	.357	9	22	31	10	23-0	3	4	29	2.4
87-88	INJURED																

TOTALS	28	393	66	118	.559	24	37	.649	34	100	134	37	68-1	9	16	156	5.6
---------------	-----------	------------	-----------	------------	-------------	-----------	-----------	-------------	-----------	------------	------------	-----------	-------------	----------	-----------	------------	------------

Three-Point Field Goals: 1985-86, 0-for-1 (.000).

GERRY WARD [#4] 6'4" 200 LBS 09/06/41 BOSTON COLLEGE '63

64-65	3	30	2	18	.111	1	1	1.000			5	6	6-0			5	1.7
-------	---	----	---	----	------	---	---	-------	--	--	---	---	-----	--	--	---	-----

KERMIT WASHINGTON [#26] 6'8" 230 LBS 09/17/51 AMERICAN '73

>> Transactions: Traded by Los Angeles Lakers with Don Chaney and future considerations for Charlie Scott on 12/12/77 (also played 25 games for Los Angeles in 1977-78)...Traded with Kevin Kunnert, Sidney Wicks and the draft rights to Kevin Freeman to San Diego in exchange for Nate Archibald, Marvin Barnes, Billy Knight and future draft choices on 08/04/78.

77-78	32	866	137	263	.521	102	136	.750	105	230	335	42	114-2	28	40	376	11.8
-------	----	-----	-----	-----	------	-----	-----	------	-----	-----	-----	----	-------	----	----	-----	------

RON WATTS [#12] 6'6" 210 LBS 05/21/43 WAKE FOREST '65

>> Transactions: Selected by the Seattle SuperSonics in the NBA expansion draft in 1967.

65-66	1	3	1	2	.500	0	0	.000			1	1	1-0			2	2.0
66-67	27	89	11	44	.250	16	23	.696			38	1	16-0			38	1.4
TOTALS	28	92	12	46	.261	16	23	.696			39	2	17-0			40	1.4

PLAYOFF RECORD

66-67	1	5	1	6	.167	1	2	.500			2	0	3-0			3	3.0
-------	---	---	---	---	------	---	---	------	--	--	---	---	-----	--	--	---	-----

MARCUS WEBB [#41] 6'9" 255 LBS 05/09/70 ALABAMA '91

>> Transactions: Signed as a free agent on 09/21/92...Waived on 03/17/93.

92-93	9	51	13	25	.520	13	21	.619	5	5	10	2	11-0	1	2	39	4.3
-------	---	----	----	----	------	----	----	------	---	---	----	---	------	---	---	----	-----

Three-Point Field Goals: 1992-93, 0-for-1 (.000).

SCOTT WEDMAN [#8, #20] 6'7" 220 LBS 07/29/52 COLORADO '74

>> Transactions: Traded by the Cleveland Cavaliers for Darren Tillis, a 1983 first round draft choice and cash on 01/14/83 (also played 35 games for Cleveland in 1982-83)...Traded to the Seattle SuperSonics with Sam Vincent for a 1989 second-round draft choice on 10/16/87.

82-83	40	503	94	205	.459	20	30	.667	29	45	74	31	83-1	20	6	209	5.2
83-84	68	916	148	333	.444	29	35	.829	41	98	139	67	107-0	27	7	327	4.8
84-85	78	1127	220	460	.478	42	55	.764	57	102	159	94	111-0	23	10	499	6.4
85-86	79	1402	286	605	.473	45	68	.662	66	126	192	83	127-0	38	22	634	8.0
86-87	6	78	9	27	.333	1	2	.500	3	6	9	6	6-0	2	2	20	3.3
TOTALS	271	4026	757	1630	.464	137	190	.721	196	377	573	281	434-1	110	47	1689	6.2

Three-Point Field Goals: 1982-83, 1-for-10 (.100); 1983-84, 4-for-13 (.354); 1984-85, 17-for-34 (.500); 1985-86, 17-for-48 (.354); 1986-87, 1-for-2 (.500); Totals: 38-for-107 (.355).

PLAYOFF RECORD

82-83	6	66	14	24	.583	1	2	.500	3	11	14	0	11-0	1	0	29	4.8
83-84	17	226	40	96	.417	5	10	.500	24	23	47	17	19-0	6	0	89	5.2
84-85	21	350	73	134	.545	26	38	.684	22	37	59	33	50-1	13	0	182	8.7
85-86	12	142	20	51	.392	3	4	.750	11	11	22	8	14-0	9	3	45	3.8
86-87	INJURED																

TOTALS	56	784	147	305	.482	35	54	.648	60	82	142	58	94-1	29	3	345	6.2
---------------	-----------	------------	------------	------------	-------------	-----------	-----------	-------------	-----------	-----------	------------	-----------	-------------	-----------	----------	------------	------------

Three-Point Field Goals: 1982-83, 0-for-2 (.000); 1983-84, 4-for-7 (.571); 1984-85, 10-for-22 (.455); 1985-86, 2-for-4 (.500). Totals: 16-for-35 (.457).

YEAR G MIN FGM FGA PCT FTM FTA PCT OFF DEF TOT AST PF-DQ ST BL PTS AVG

RICK WEITZMAN [#26] 6'2" 175 LBS 04/30/46 NORTHEASTERN '67

>> Transactions: Tenth round draft choice (110th pick overall) in 1967.

67-68 25 75 12 46 .261 9 13 .692 10 8 8-0 33 1.3

PLAYOFF RECORD

67-68 3 5 2 3 .667 0 0 .000 1 1 0-0 4 1.3

JIRI WELSCH [#44] 6'7" 208 LBS 01/27/80 CZECH REPUBLIC

>> Transactions: Traded by the Dallas Mavericks with Raef LaFrentz, Chris Mills and Dallas' 2004 first round draft choice for Tony Delk and Antoine Walker on 10/20/03...Traded to the Cleveland Cavaliers for a first round draft choice on 02/24/05.

03-04 81 2179 262 612 .428 153 206 .743 60 236 296 183 176-0 101 7 746 9.2
04-05 55 1125 137 320 .428 109 141 .773 20 119 139 84 105-1 39 5 415 7.5

TOTALS 136 3304 399 932 .428 262 347 .755 80 355 435 267 281-1 140 12 1161 8.5

Three-Point Field Goals: 2003-04, 69-for-181 (.381); 2004-05, 32-for-99 (.323).

PLAYOFF RECORD

03-04 4 104 11 23 .478 9 9 1.000 0 12 12 9 7-0 2 0 32 8.0

TOTALS 4 104 11 23 .478 9 9 1.000 0 12 12 9 7-0 2 0 32 8.0

Three-Point Field Goals: 2003-04, 1-for-4 (.250).

MATT WENSTROM [#50] 7'1" 250 LBS 11/04/70 NORTH CAROLINA '93

>> Transactions: Signed as a free agent on 09/30/93.

93-94 11 37 6 10 .600 6 10 .600 6 6 12 0 7-0 0 2 18 1.6

Three-Point Field Goals: None Attempted.

DAVID WESLEY [#4] 6'0" 200 LBS 11/14/70 BAYLOR '92

>> Transactions: Signed as a free agent on 07/20/94...Completed his contract and was not re-signed becoming a free agent on 07/01/97.

94-95 51 1380 128 313 .409 71 94 .755 31 86 117 266 144-0 82 9 378 7.4
95-96 82 2104 338 736 .459 217 288 .753 68 196 264 390 207-0 100 11 1009 12.3

96-97 74 2991 456 974 .468 225 288 .781 67 197 264 537 221-1 162 13 1240 16.8

TOTALS 207 6475 922 2133 .432 513 670 .766 166 479 645 1193 572-1 344 33 2627 12.7

Three-Point Field Goals: 1994-95, 51-for-119 (.429); 1995-96, 116-for-272 (.426); 1996-97, 103-for-286 (.360). Totals: 281-for-724 (.388).

DELONTE WEST [#13] 6'3" 195 LBS 07/26/83 ST. JOSEPH'S '04

>> Transactions: First round draft choice (#24 overall) in 2004...Traded to the Seattle SuperSonics along with Wally Szczerbiak and the draft rights to Jeff Green in exchange for Ray Allen and the draft rights to Glen Davis on 06/28/07.

04-05 39 507 66 155 .426 19 27 .704 14 51 65 53 69-0 21 8 175 4.5

05-06 71 2,418 333 684 .487 86 101 .851 57 232 289 329 197-3 84 46 836 11.8

06-07 69 2,219 306 717 .427 168 197 .853 32 176 208 304 152-1 74 34 845 12.2

TOTALS 179 5,144 705 1,556 .453 273 325 .840 103 459 562 686 418-4 179 88 1,856 10.4

Three-Point Field Goals: 2004-05, 24-for-67 (.358); 2005-06, 84-for-218 (.385); 2006-07, 65-for-178 (.374); Totals: 173-for-463 (.374).

PLAYOFF RECORD

04-05 7 115 11 21 .524 2 4 .500 2 7 9 4 17-0 7 1 29 4.1

Three-Point Field Goals: 2004-05, 5-for-11 (.455).

PAUL WESTPHAL [#44] 6'4" 195 LBS 11/30/50 SOUTHERN CALIFORNIA '72

>> Transactions: First round draft choice (10th pick overall) in 1972...Traded with future draft choices to Phoenix for Charlie Scott on 05/23/75.

72-73 60 482 89 212 .420 67 86 .779 67 69 88-0 245 4.1

73-74 82 1165 238 475 .501 112 153 .732 49 94 143 171 173-1 39 34 588 7.2

74-75 82 1581 342 670 .510 119 156 .763 44 119 163 235 192-0 78 33 803 9.8

TOTALS 224 3228 669 1357 .493 298 395 .754 93 213 373 475 453-1 117 67 1636 7.3

PLAYOFF RECORD

72-73 11 109 19 39 .487 5 7 .714 7 9 24-1 43 3.9

73-74 18 241 46 100 .460 11 15 .733 6 15 21 31 37-0 8 2 103 5.7

74-75 11 183 38 81 .469 12 18 .667 5 8 13 32 21-1 6 2 88 8.0

TOTALS 40 533 103 220 .486 28 40 .700 11 23 41 72 82-2 14 4 234 5.9

YEAR	G	MIN	FGM	FGA	PCT	FTM	FTA	PCT	OFF	DEF	TOT	AST	PF-DQ	ST	BL	PTS	AVG
------	---	-----	-----	-----	-----	-----	-----	-----	-----	-----	-----	-----	-------	----	----	-----	-----

JOJO WHITE [#10]**6'3" 197 LBS 11/14/46****KANSAS '69**

>> *Transactions:* First round draft choice (9th pick overall) in 1969...Traded to Golden State for a future draft choice on 01/30/79 (also played 29 games for Golden State in 1978-79).

69-70	60	1328	309	684	.452	111	135	.822			169	145	132-1			729	12.2
70-71	75	2787	693	1494	.464	215	269	.799			376	361	255-5			1601	21.3
71-72	79	3261	770	1788	.431	285	343	.831			446	416	227-1			1825	23.1
72-73	82	3250	717	1665	.431	178	228	.781			414	498	185-2			1612	19.7
73-74	82	3238	649	1445	.449	190	227	.837	100	251	351	448	185-1	105	25	1488	18.1
74-75	82	3220	658	1440	.457	186	223	.834	84	227	311	458	207-1	128	17	1502	18.3
75-76	82	3257	670	1492	.449	212	253	.838	61	252	313	445	183-2	107	20	1552	18.9
76-77	82	3333	638	1488	.429	333	383	.869	87	296	383	492	193-5	118	22	1609	19.6
77-78	46	1641	289	690	.419	103	120	.858	53	127	180	209	109-2	49	7	681	14.8
78-79	47	1455	255	596	.428	79	89	.888	22	106	128	214	100-1	54	4	589	12.5
TOTALS	717	26770	5648	12782	.442	1892	2270	.833	407	1259	3071	3686	1776-21	561	95	13188	18.3

PLAYOFF RECORD

71-72	11	432	109	220	.495	40	48	.833			59	58	31-0			258	23.5
72-73	13	583	135	300	.450	49	54	.907			54	83	44-2			319	24.5
73-74	18	765	132	310	.426	34	46	.739	17	58	75	98	56-1	15	2	298	16.6
74-75	11	462	100	227	.441	27	33	.818	18	32	50	63	32-0	11	4	227	20.6
75-76	18	791	165	371	.445	78	95	.821	12	59	71	98	51-0	23	1	408	22.7
76-77	9	395	91	201	.453	28	33	.848	10	29	39	52	27-0	14	0	210	23.3
TOTALS	80	3428	732	1629	.449	256	309	.828	57	178	348	452	241-3	63	7	1720	21.5

LUCIAN WHITTAKER [#5]**6'1" 180 LBS 09/29/30****KENTUCKY '52**

54-55	3	15	1	6	.167	0	0	.000			1	1	4-0			2	0.7
-------	---	----	---	---	------	---	---	------	--	--	---	---	-----	--	--	---	-----

SIDNEY WICKS [#12]**6'9" 225 LBS 09/19/49****UCLA '71**

>> *Transactions:* Sold by Portland on 10/12/76...Traded with Kevin Kunnert, Kermit Washington and the draft right to Kevin Freeman to San Diego in exchange for Nate Archibald, Marvin Barnes, Billy Knight and future draft choices on 08/04/78.

76-77	82	2642	464	1012	.458	310	464	.668	268	556	824	169	331-14	64	61	1238	15.1
77-78	81	2413	433	927	.467	217	329	.660	223	450	673	171	318-9	67	46	1083	13.4
TOTALS	163	5055	897	1939	.463	527	793	.665	491	1006	1497	340	649-23	131	107	2321	14.2

PLAYOFF RECORD

76-77	9	261	41	81	.519	34	47	.723	26	57	83	16	37-2	13	3	118	13.1
-------	---	-----	----	----	------	----	----	------	----	----	----	----	------	----	---	-----	------

DOMINIQUE WILKINS [#12] 6'8" 224 LBS 01/12/60**GEORGIA '82**

>> *Transactions:* Signed as a free agent on 07/25/94...Completed contract and signed to play overseas on 08/12/95.

94-95	77	2423	496	1169	.424	266	340	.782	157	244	401	166	130-0	61	14	1370	17.8
-------	----	------	-----	------	------	-----	-----	------	-----	-----	-----	-----	-------	----	----	------	------

Three-Point Field Goals: 1994-95, 112-for-289 (.388).

PLAYOFF RECORD

94-95	4	150	26	61	.426	16	18	.889	17	26	43	8	7-0	2	3	76	19.0
-------	---	-----	----	----	------	----	----	------	----	----	----	---	-----	---	---	----	------

Three-Point Field Goals: 1994-95, 8-for-17 (.471).

ART WILLIAMS [#7]**6'1" 185 LBS 09/29/39****CALIFORNIA POLY '63**

>> *Transactions:* Traded by San Diego Clippers for a future first round choice on 09/10/70.

70-71	74	1141	150	330	.455	60	83	.723			205	233	182-1			360	4.9
71-72	81	1326	161	339	.475	90	119	.756			256	327	204-2			412	5.1
72-73	81	974	110	261	.421	43	56	.768			182	236	136-1			263	3.2
73-74	67	616	73	168	.435	27	32	.844	20	95	115	163	100-0	44	3	173	2.6
TOTALS	303	4057	494	1098	.450	220	290	.759	20	95	758	959	622-4	44	3	1208	4.0

PLAYOFF RECORD

71-72	11	173	25	64	.391	15	20	.750			28	33	30-0			65	5.9
72-73	10	156	21	47	.447	6	8	.750			27	41	31-1			48	4.8
73-74	12	96	10	27	.370	7	8	.875	4	19	23	29	14-0	7	0	27	2.3
TOTALS	33	425	56	138	.406	28	36	.778	4	19	78	103	75-1	7	0	140	4.2

YEAR G MIN FGM FGA PCT FTM FTA PCT OFF DEF TOT AST PF-DQ ST BL PTS AVG

EARL WILLIAMS [#52] 6'7" 230 LBS 03/24/51 WINSTON-SALEM '74

>> Transactions: Signed as a free agent on 09/01/78...Waived by Boston on 01/15/79.

78-79 20 273 54 123 .439 14 24 .583 41 64 105 12 41-0 12 9 122 6.1

ERIC WILLIAMS [#55] 6'8" 220 LBS 7/17/72 PROVIDENCE '95

>> Transactions: Selected by the Boston Celtics in the first round (14th pick overall) in 1995...Traded to Denver in exchange for two second round draft picks on 08/21/91...Traded to Boston, along with Danny Fortson, Eric Washington and a future first round draft choice, in exchange for Popeye Jones, Ron Mercer and Dwayne Schintzius on 08/03/99...Traded to Cleveland with Tony Battie and Kedrick Brown for Ricky Davis, Chris Mihm, Michael Stewart and a second round draft choice on 12/15/05.

95-96 64 1470 241 546 .441 200 298 .671 92 125 217 70 147-1 56 11 685 10.7
 96-97 72 2435 374 820 .456 328 436 .752 126 203 329 129 213-0 72 13 1078 15.0
 99-00 68 1378 165 386 .427 134 169 .793 55 101 156 93 165-3 44 16 489 7.2
 00-01 81 1745 162 448 .362 165 231 .714 64 143 207 112 179-1 64 13 535 6.6
 01-02 74 1747 144 385 .374 160 219 .731 58 163 221 109 179-1 77 8 472 6.4
 02-03 82 2350 254 575 .442 201 268 .750 143 239 382 140 234-0 86 19 746 9.1
 03-04 21 513 77 177 .435 78 109 .716 21 74 95 25 52-0 22 1 243 11.6
TOTALS 462 11638 1417 3337 .425 1266 1730 .732 559 1048 1607 678 1169-6 421 81 4248 9.2

Three-Point Field Goals: 1995-06, 3-for-10 (.300); 1996-97, 2-for-8 (.250); 1999-00, 25-for-72 (.347); 2000-01, 46-for-139 (.331); 2001-02, 24-for-86 (.279); 2002-03, 37-for-110 (.336); 2003-04, 11-for-32 (.344); Totals: 148-for-457 (.324).

PLAYOFF RECORD

01-02 16 487 47 94 .500 17 23 .739 18 52 70 21 53-1 25 4 125 7.8
 02-03 10 310 33 88 .375 27 34 .794 12 20 32 17 42-2 9 0 96 9.6
TOTALS 26 797 80 182 .440 44 57 .772 30 72 102 38 95-3 34 4 221 8.5

Three-Point Field Goals: 2001-02, 14-for-30 (.467); 2002-03, 3-for-15 (.200); Totals: 17-for-45 (.378).

LORENZO WILLIAMS [#43] 6'9" 200 LBS 07/15/69 STETSON '91

>> Transactions: Signed to the first of two consecutive ten-day contracts on 01/11/93...Re-signed for the remainder of the season on 02/01/93 (also played 3 games for Orlando and 2 games for Charlotte in 1992-93)...Waived on 11/02/93.

92-93 22 151 16 31 .516 2 7 .286 13 31 44 5 23-0 4 14 34 1.5

Three-Point Field Goals: 1992-93, None Attempted.

PLAYOFF RECORD

92-93 1 3 1 1 1.000 0 0 .000 1 0 1 0 0-0 0 0 2 2.0

Three-Point Field Goals: 1992-93, None Attempted.

RAY WILLIAMS [#20] 6'3" 195 LBS 10/14/54 MINNESOTA '77

>> Transactions: Signed as a free agent on 02/21/85; the New York Knicks agreed not to exercise its right of first refusal in exchange for a 1985 second-round draft choice...Signed as a free agent by the Los Angeles Clippers on 09/26/85; Boston agreed not to exercise its right of first refusal in exchange for a 1987 fourth-round draft choice.

84-85 23 459 55 143 .385 31 46 .674 16 41 57 90 56-1 30 5 147 6.4

Three-Point Field Goals: 1984-85, 6-for-23 (.261).

SHAMMOND WILLIAMS [#11] 6'1" 201 LBS 04/05/75 NORTH CAROLINA '98

>> Transactions: Traded by the Seattle SuperSonics with Vin Baker for Kenny Anderson, Joseph Forte and Vitally Potapenko on 07/22/02...Traded with a 2003 second-round draft choice to the Denver Nuggets for Mark Blount and Mark Bryant on 02/20/03.

02-03 51 1169 134 338 .396 48 57 .842 12 98 110 128 84-0 61 3 372 7.3

Three-Point Field Goals: 2002-03, 56-for-159 (.352).

SLY WILLIAMS [#35] 6'7" 215 LBS 01/26/58 RHODE ISLAND '80

>> Transactions: Signed as a free agent on 09/26/85...Waived on 12/02/85.

85-86 6 54 5 21 .238 7 12 .583 7 8 15 2 15-0 1 1 17 2.8

Three-Point Field Goals: 1985-86, 0-for-4 (.000).

WILLIE WILLIAMS [#28] 6'7" 200 LBS 07/28/46 FLORIDA STATE '70

70-71 16 56 6 32 .188 3 5 .600 10 2 8-0 15 0.9

YEAR G MIN FGM FGA PCT FTM FTA PCT OFF DEF TOT AST PF-DQ ST BL PTS AVG

BOBBY WILSON [#42] 6'1" 180 LBS 01/15/51 WICHITA STATE '74

>> Transactions: Signed as a free agent on 01/28/77...Waived on 04/01/77.

76-77 25 131 19 59 .322 11 13 .846 3 6 9 14 19-0 3 0 49 2.0

JOE WOLF [#42] 6'11" 230 LBS 12/17/67 NORTH CAROLINA '87

>> Transactions: Signed as a free agent 10/02/92...Waived on 11/19/92 (also played 21 games for Portland in 1992-93).

92-93 2 9 0 1 .000 1 2 .500 1 2 3 0 2-0 0 1 1 0.5

RUBEN WOLKOWYSKI [#45] 6'10" 275 LBS 09/30/73 NO COLLEGE

>> Transactions: Signed as a free agent on 09/14/02...Waived on 02/21/03.

02-03 7 24 2 4 .500 1 4 .250 0 1 1 1 3-0 0 0 5 0.7

Three-Point Field Goals: 2002-03, 0-for-1 (.000).

A. J. WYNDER [#12] 6'2" 180 LBS 09/11/64 FAIRFIELD '87

>> Transactions: Signed on 03/25/91 to a 10-day contract...Signed for the remainder of the season on 04/12/91.

90-91 6 39 3 12 .250 6 8 .750 1 2 3 8 1-0 1 0 12 2.0

Three-Point Field Goals: 1990-91, 0-for-1 (.000).

PLAYOFF RECORD

90-91 **INJURED**

1*

Never worn by a player.
*Retired in honor of founder
Walter Brown

2*

Never worn by a player.
*Retired in honor of Coach,
President and General Manager
Arnold "Red" Auerbach

3*

Mel Hirsch 1946-47
Chuck Hoefler 1946-48
George Nostrand 1948-50
John Hazen 1948-49
(also wore #10)
*Dennis Johnson 1983-90

4

Wyndol Gray 1946-47
Saul Mariaschin 1947-48
Tony Lavelli 1949-50
(also wore #11)
Sonny Hertzberg 1949-51
Ken Rollins 1952-53
Carl Braun 1961-62
Clyde Lovellette 1962-64
(also wore #34)
Jerry Ward 1964-65
Jim Paxson 1987-90
Larry Robinson 1991-92
Sherman Douglas 1991-92
(also wore #20)
Alaa Abdelnaby 1992-94
David Wesley 1994-97
Chauncey Billups 1997-98
Popeye Jones 1997-99
Tony Battie 1999-03
(also wore #40)
Chris Mihm 2003-04
Ryan Gomes 2005-07
J.R. Giddens 2008-present

5

Tony Kappen 1946-47
Moe Becker 1946-47
Dick Murphy 1946-47
Cecil Hankins 1947-48
Bill Roberts 1948-49
Ed Leede 1949-51
Lucian (Skip) Whittaker 1954-55
John Thompson 1964-66
(also wore #18)
Bill Walton 1985-88
John Bagley 1989-93
Jay Humphries 1994-95
Junior Burrough 1995-96
Michael Hawkins 1996-97
Ron Mercer 1997-99
Wayne Turner 1999-00
Jamel Thomas 1999-00
Jerome Moiso 2000-01
Roshown McLeod 2001-02
Kedrick Brown 2002-03
(also wore #42)
Michael Stewart 2003-05
Gerald Green 2005-07
Kevin Garnett 2007-present

6

John Simmons 1946-47
George Munroe 1947-48
Hank Beenders 1948-49
Tom Kelly 1948-49
*Bill Russell 1956-69

7

Warren Fenley 1946-47
Mel Riebe 1947-49
(also wore #9)
Dermie O'Connell 1948-50
Don Barksdale 1953-55
(also wore #17)
Emmette Bryant 1968-70
Art (Hambone) Williams 1970-74
Ernie DiGregorio 1977-78
Nate (Tiny) Archibald 1978-83
Andre Turner 1986-87
Kelvin Upshaw 1988-90
Dee Brown 1990-98
Kenny Anderson 1997-02
Tony Delk 2002-03
(also wore #28)
Chucky Atkins 2003-04
Tom Gugliotta 2004-05
Al Jefferson 2005-07
(also wore #8)
Mikki Moore 2008-09
(also wore #37)
Marqus Daniels 2009-present

8

Al Brightman 1946-47
Phil Farban 1948-49
Howie Shannon 1949-50
Scott Wedman 1982-87
(also wore #20)
Kenny Battle 1991-93
James Blackwell 1994-95
Antoine Walker 1996-03
Al Jefferson 2004-05
(also wore #7)
Antoine Walker 2004-05
(also wore #38)
Brandon Wallace 2007-08
Stephen Marbury 2008-09

9

Harold Kottman 1946-47
Mel Riebe 1947-49
(also wore #7)
George Kaftan 1948-49
Al Butler 1961-62
Greg Minor 1994-00
Doug Overton 2000-01
(also wore #20)
Milt Palacio 2000-02
J.R. Bremer 2002-03
Justin Reed 2004-06
Rajon Rondo 2006-present

10*

Connie Simmons 1946-48
Meyer (Mike) Bloom 1947-48
Stan Noszka 1947-49
(also wore #11)
John Hazen 1948-49
(also wore #3)
John Ezersky 1948-50
(also wore #16)
Gene Englund 1949-50
Clarence (Keggie) Hermesen 1950-51
*Jolo White 1969-79

11

Kevin (Chuck) Connors 1946-48

Stan Noszka 1947-49
(also wore #10)
Chick Halbert 1948-49
Tony Lavelli 1949-50
(also wore #4)
Chuck Cooper 1950-54
Mel Counts 1964-66
Jim Barnett 1966-67
Mal Graham 1967-69
Steve Kuberski 1969-74
(also wore #33)
Charlie Scott 1975-78
Bob McAdoo 1978-79
Tracy Jackson 1981-82
Sam Vincent 1985-87
Dirk Minniefield 1987-88
Michael Smith 1989-91
Stojko Vrankovic 1991-92
(also wore #52)
Dana Barros 1995-00
(also wore #13)
Randy Brown 2000-01
Shammond Williams 2002-03
Mark Bryant 2002-03
Marcus Banks 2003-06
Glen Davis 2007-present

12

Art Spector 1946-50
Bob Donham 1950-54
Togo Palazzi 1954-57
Dan Swartz 1962-63
Willie Naulls 1963-66
Ron Watts 1965-67
Tom Thacker 1967-68
Don Chaney 1968-75 & 1977-80
(also wore #42)
Sidney Wicks 1976-78
Jerry Sichting 1985-88
Otis Birdsong 1988-89
A. J. Wynder 1990-91
Kevin Pritchard 1991-92
Bart Kofoed 1992-93
Chris Corchiani 1993-94
Dominique Wilkins 1994-95
Bruce Bowen 1997-99
Chris Herren 2000-01
Bimbo Coles 2002-03
Ricky Davis 2003-06
Allan Ray 2006-07
Bill Walker 2008-present

13

Mike (Red) Wallace 1946-47
Gene Stump 1947-49
Brady Walker 1949-51
Kenny Sailors 1950-51
Dick Mehen 1950-51
Bob (Gabby) Harris 1950-54
(also wore #18)
Charles Smith 1989-91
Rickey Green 1991-92
Todd Day 1995-97
Dontae Jones 1997-98
Damon Jones 1998-99
Mike James 2003-04
Dana Barros 2003-04
(also wore #11)
Delonte West 2004-07
Gabe Pruitt 2007-09
Shelden Williams 2009-present

14*

Don Eliason 1946-47
Gerard Kelly 1946-47
(also wore #24)
Ed Ehlers 1947-49
*Bob Cousy 1950-63

15*

Hal Crisler 1946-47

Jack (Dutch) Garfinkel 1946-49
(also wore #21)
Jim Seminoff 1948-50
Dwight (Red) Morrison 1954-56
*Tom Heinsohn 1956-65

16*

John Ezersky 1948-50
(also wore #10)
John Mahnken 1949-53
Ed Mikan 1953-54
Jack Nichols 1953-58
Ben Swain 1958-59
John Richter 1959-60
*Tom (Satch) Sanders 1960-73

17*

Virgil Vaughn 1946-47
Bob Duffy 1946-47
Jack Hewson 1947-48
John Janisch 1947-48
John Bach 1948-49
John Mullaney 1949-50
Horace (Bones) McKinney 1950-52
Gene Conley 1952-53 & 1958-61
Don Barksdale 1953-55
(also wore #7)
Andy Phillip 1956-58
*John Havlicek 1962-78

18*

Bob (Gabby) Harris 1950-54
(also wore #13)
Bob Brannum 1951-55
*Jim Loscuttoff 1955-64
John Thompson 1964-66
(also wore #5)
Woody Saundsberry 1965-66
Bailey Howell 1966-70
*Dave Cowens 1970-80

19*

Bob Doll 1948-50
Ed (Moose) Stanczak 1950-51
(also wore #21)
Francis (Mo) Mahoney 1952-53
Arnie Risen 1955-58
Maurice King 1959-60
*Don Nelson 1965-76

20

Al Lucas 1948-49
Dick Hemric 1955-57
Lou Tsioropoulos 1956-59
(also wore #29)
Gene Guarnita 1959-63
Larry Siegfried 1963-70
Rex Morgan 1970-72
Phil Hankinson 1973-75
Fred Saunders 1976-78
Wayne Kreklow 1980-81
Scott Wedman 1982-83
(also wore #8)
Ray Williams 1984-85
Darren Day 1986-88
Brian Shaw 1988-89 & 1990-92
Sherman Douglas 1991-96
(also wore #4)
Tyus Edney 1997-98
Marlon Garnett 1998-99
Doug Overton 1999-00
(also wore #9)
Bryant Stith 2000-01
Erick Strickland 2001-02
Jumaine Jones 2003-04
Gary Payton 2004-05
Dan Dickau 2005-06
Ray Allen 2007-present

21*	
Jack (Dutch) Garfinkel.....1946-49	
<i>(also wore #15)</i>	
Frank (Apples) Kudelka.....1950-51	
Ed (Moose) Stanczak.....1950-51	
<i>(also wore #19)</i>	
Andy Duncan.....1950-51	
*Bill Sharman.....1951-61	
Gary Phillips.....1961-62	
Jack (The Shot) Foley.....1962-63	
John McCarthy.....1963-64	
Ron Bonham.....1964-66	

22*	
Ed Sadowski.....1947-48	
Bob Kinney.....1948-50	
*Ed Macauley.....1950-56	

23*	
Dick Dickey.....1951-52	
Ernie Barrett.....1953-56	
*Frank Ramsey.....1954-55 & 1956-64	

24*	
Gerard Kelly.....1946-47	
<i>(also wore #14)</i>	
Harry Boykoff.....1950-51	
Fred Scolari.....1954-55	
*Sam Jones.....1957-69	

25*	
*K.C. Jones.....1958-67	
<i>(also wore #27)</i>	
Enoch (Bud) Olsen.....1968-69	

26	
Toby Kimball.....1966-67	
Rick Weitzman.....1967-68	
Rich Johnson.....1968-71	
Kermit Washington.....1977-78	
Patrick O'Bryant.....2008-09	
Lester Hudson.....2009-present	

27	
K.C. Jones.....1958-67	
<i>(also wore #25)</i>	
Johnny Jones.....1967-68	
Rich Niemann.....1969-70	
Bill Dinwiddie.....1969-71	
Mark Minor.....1972-73	
Kevin Stacom.....1974-78	
Marvin Barnes.....1978-79	
Jimmy Oliver.....1993-94	
Nate Driggers.....1996-97	
Danny Fortson.....1999-00	
Dwayne Jones.....2005-06	

28	
Sihgo Green.....1965-66	
Wayne Embry.....1966-68	
Jim (Bad News) Barnes.....1968-70	
Willie Williams.....1970-71	
Clarence Glover.....1971-72	
Quinn Buckner.....1982-85	
Tony Delk.....2002-03	
<i>(also wore #7)</i>	
Sam Cassell.....2007-08	

29	
Lou Tsioropoulos.....1956-59	
<i>(also wore #20)</i>	
Henry Finkel.....1969-75	
Pervis Ellison.....1994-00	

30	
Glenn McDonald.....1974-76	
Cedric Maxwell.....1977-79	
<i>(also wore #31)</i>	
M.L. Carr.....1979-85	
Todd Lichti.....1993-94	
Blue Edwards.....1994-95	
Thomas Hamilton.....1995-96	
Marty Conlon.....1996-97 & 1999-00	
<i>(also wore #40)</i>	
Mark Blount.....2000-06	
Sebastian Telfair.....2006-07	
Rasheed Wallace.....2009-present	

31	
Tom Boswell.....1975-78	
*Cedric Maxwell.....1977-85	
<i>(also wore #30)</i>	
Fred Roberts.....1986-88	
Ron Grandison.....1988-89	
Xavier McDaniel.....1992-94	
Derek Strong.....1994-95	
Joe Johnson.....2001-02	
Mikki Moore.....2002-03	
<i>(also wore #17)</i>	

32*	
Steve Downing.....1973-75	
Ed Searcy.....1975-76	
Jeff Judkins.....1978-80	
*Kevin McHale.....1980-93	

33*	
Garfield Smith.....1970-72	
Ben Jordan.....1974-75	
Steve Kuberski.....1975-78	
<i>(also wore #11)</i>	
*Larry Bird.....1979-92	

34	
Clyde Lovellette.....1962-64	
<i>(also wore #4)</i>	
Bob Nordmann.....1964-65	
Jim Arrand.....1974-77	
Bob Bigelow.....1977-78	
<i>(also wore #52)</i>	
Dennis Awtrey.....1978-79	
Rick Carlisle.....1984-87	
Kevin Gamble.....1988-94	
Xavier McDaniel.....1994-95	
<i>(also wore #31)</i>	
Doug Smith.....1995-96	
Frank Brickowski.....1996-97	
Reggie Hanson.....1997-98	
Paul Pierce.....1998-present	

35*	
Paul Silas.....1972-76	
Tom Barker.....1978-79	
Billy Knight.....1978-79	
Charles Bradley.....1981-83	
Sly Williams.....1985-86	
*Reggie Lewis.....1987-93	

40	
Terry Duerod.....1980-82	
Carlos Clark.....1983-85	
Dino Radja.....1993-97	
Travis Knight.....1997-98	
Tony Battie.....1998-99	
<i>(also wore #4)</i>	
Calbert Cheaney.....1999-00	
Rick Brunson.....2000-01	
Joseph Forte.....2001-02	

41	
Curtis Rowe.....1976-79	
Tony Massenburg.....1991-92	
Marcus Webb.....1992-93	
Stacey King.....1996-97	
Eric Washington.....1999-00	
Bruno Sundov.....2002-03	
Michael Olowokandi.....2006-07	
James Posey.....2007-08	

42	
Don Chaney.....1968-75 & 1977-80	
<i>(also wore #12)</i>	
Jerome Anderson.....1975-76	
Bobby Wilson.....1976-77	
Chris Ford.....1978-82	
Mark Acres.....1987-89	
Dave Popson.....1990-91	
Joe Wolf.....1992-93	
Steve Hamer.....1996-97	
Kedrick Brown.....2001-02	
<i>(also wore #5)</i>	
Vin Baker.....2002-04	
Tony Allen.....2004-present	

43	
Earl Tatum.....1978-79	
Gerald Henderson.....1979-84	
Conner Henry.....1986-88	
Derek Smith.....1990-91	
Lorenzo Williams.....1992-93	
Tony Harris.....1993-95	
Brett Szabo.....1996-97	
Chris Carr.....2000-01	
Grant Long.....2002-03	
Kendrick Perkins.....2003-present	

44	
Paul Westphal.....1972-75	
Dave Bing.....1977-78	
Pete Maravich.....1979-80	
Danny Ainge.....1981-89	
Rick Fox.....1991-97	
Eric Riley.....1998-99	
Adrian Griffin.....1999-01	
Jiri Welsch.....2003-05	
Brian Scalabrine.....2005-present	

45	
Frankie Sanders.....1978-79	
Eric Fernsten.....1979-82	
David Thirkill.....1985-87	
Ramon Rivas.....1988-89	
Tony Dawson.....1994-95	
Andrew DeClercq.....1997-99	
Ruben Wolokowsky.....2002-03	
Raef LaFrentz.....2003-06	

50	
Greg Kite.....1983-88	
Matt Wenstrom.....1993-94	
Theo Ratliff.....2006-07	
Eddie House.....2007-present	

51	
Charles Claxton.....1995-96	
Todd Mundt.....1995-96	
Kevin Pinkney.....2006-07	

52	
Norm Cook.....1976-77	
Bob Bigelow.....1977-78	
<i>(also wore #34)</i>	
Earl Williams.....1978-79	
Darren Tillis.....1982-83	
Stojko Vrankovic.....1990-91	

<i>(also wore #11)</i>	
Vitaly Potapenko.....1998-02	
Ernest Brown.....2003-04	

53	
Rick Robey.....1978-83	
Artis Gilmore.....1987-88	
Joe Kleine.....1988-93	
Alton Lister.....1995-97	

54	
Zaid Abdul Aziz (Don Smith).....1977-78	
Brad Lohaus.....1987-89	
Ed Pinckney.....1988-94	
Larry Sykes.....1995-96	
Rodney Rogers.....2002	

55	
Acie Earl.....1993-95	
Eric Williams.....1995-97 & 1999-03	
John Thomas.....1997-98	
Zan Tabak.....1997-98	
Dwayne Schintzius.....1998-99	
Wally Szczerbiak.....2006-07	

56	
Brandon Hunter.....2003-04	

66	
Scot Pollard.....2007-08	

88	
Antoine Walker.....2004-05	
<i>(also wore #8)</i>	

93	
P. J. Brown.....2007-08	

99	
Roy Rogers, Jr.....1997-1998	

0	
Eric Montross.....1994-96	
Julius Nwosu.....1996-97	
Marty Conlon.....1996-97	
<i>(also wore #30)</i>	
Walter McCarty.....1996-05	
Orien Greene.....2005-06	
Leon Powe.....2006-09	

00*	
*Robert Parish.....1980-94	

* Number retired in his honor † Name retired in his honor

RND NAME PICK COLLEGE

1947

1. Eddie Ehlers 1 Purdue
2. Gene Stump DePaul
3. Saul Mariaschin Harvard

1948

1. George Hauptfuehrer Harvard

1949

1. Tony Lavelli Yale
2. George Kaftan Holy Cross
3. Bill Tom Rice
4. Ed Little Denver Junior College
5. Bill Simpson Bates
6. Bill Vandenberg Washington
7. Duane Klueh Indiana State
8. Emerson Speicher Bowling Green
9. Bill Weight Brigham Young
10. Russ Washburn Colby

1950

1. Charlie Share Bowling Green
2. Chuck Cooper Duquesne
3. Bob Donham Ohio State
4. Ken Reeves Louisville
5. Jack Shelton Oklahoma A & M
6. Frank Mahoney Brown
7. Dale Barnstable Kentucky
8. Frank Oftring Holy Cross
9. Bob Cope Montana State
10. Matt Forman Holy Cross

1951

1. Ernie Barrett Kansas State
2. John Furlong Pepperdine
3. Bill Garrett Indiana
4. John Azary Columbia
5. Bob Barnett Evansville
6. Rip Gish Western Kentucky
7. Jim Luisi St. Francis (NY.)
8. Hugo Kappalar North Carolina State

1952

1. Bill Stauffer Missouri
2. Jim Iverson Kansas State
3. J.C. Maze Southwest Texas State
4. Bob Hedderick Canisius
5. Don Johnson Oklahoma A & M
6. Jim Buchanan Nebraska
7. Fred Eydt Cornell
8. Gordon Mungier Spring Hill
9. Jim Dilling Holy Cross
- *10. Gene Conley Washington State

*(Selected after draft meeting)

RND NAME PICK COLLEGE

1953

1. Frank Ramsey Kentucky
2. Chet Noe Oregon
3. Cliff Hagan Kentucky
4. Earle Markey Holy Cross
5. John Holup George Washington
6. Vern Stokes St. Francis (NY)
7. Lou Tsioropoulos Kentucky
8. Ted Lallier Colby
9. Lewis Gilcrease Southwest Texas
10. Tom Lillis St. Louis
11. Gil Reich Kansas
12. Jim Doherty Whitworth

1954

1. Togo Palazzi Holy Cross
2. Dwight Morrison Idaho
3. Henry Daubenschmidt St. Francis (NY)
4. Ron Perry Holy Cross
5. Troy Burrus West Texas
6. Otto Kriehauser Washington (MO)
7. Paul Estergaard Bradley
8. Jim Young Santa Clara
9. Tony Daukas Boston College
10. Bill Johnson Nebraska

1955

1. Jim Loscutoff Oregon
2. Dick Hemic Wake Forest
3. Buzz Wilkinson Virginia
4. Bart Leach Pennsylvania
5. Bob Patterson Tulsa
6. John Mahoney William and Mary
7. John Moore UCLA
8. Dean Parsons Washington
9. Nick Romanoff College of Pacific
10. Jim Ahearn Connecticut
11. Carl Hartman Alderson-Broaddus
12. Mark Davis Marietta
13. Henry Dooley Wiley
14. Bob Scuddelari Cooper Union

1956

1. Bill Russell 2 San Francisco
- * 1. Tom Heinsohn Holy Cross
2. K.C. Jones San Francisco
3. George Linn Alabama
4. Dan Swartz Morehead
5. Bill Logan Iowa
6. Don Boldebeck Houston
7. O'Neal Weaver Midwestern (TX)
8. Vic Molodet North Carolina State
9. Jim Houston Brandeis
10. Theophilus Lloyd Maryland State

* Territorial Choice

RND NAME PICK COLLEGE

1957

1. Sam Jones8.....North Carolina Central
2. Dick O'Neal16.....Texas Christian
3. Chuck Schramm24.....Western Illinois
4. Jim Ashmore32.....Mississippi State
5. Grady Wallace40.....South Carolina
6. Maurice King48.....Kansas
7. Dick Grott55.....Denver
8. Bill Von Weghe62.....Rhode Island
9. Joe Gibbon69.....Mississippi
10. Jack Butcher75.....Memphis State
11. Dick Neal78.....Indiana

1958

1. Ben Swain8.....Texas Southern
2. Jim Smith15.....Steubenville
3. Jim Cunningham23.....Fordham
4. Don Flora31.....Washington and Lee
5. Gene Brown39.....San Francisco
6. Dave Kelleher47.....Morehead
7. Rudy Finderson55.....Brandeis

1959

1. John Richter8.....North Carolina State
2. Gene Guarilia16.....George Washington
3. Ralph Crosthwaite24.....Eastern Kentucky
4. Ed Kazakavich32.....Scranton
5. Don Lange40.....William and Mary
6. Bob Cummings48.....Boston University

1960

1. Tom Sanders8.....New York University
2. Leroy Wright16.....College of Pacific
3. Mike Graney24.....Notre Dame
4. Sid Cohen32.....Kentucky
5. Wayne Lawrence40.....Texas A & M
6. George Newman48.....Kentucky

1961

1. Gary Phillips9.....Houston
2. Al Butler17.....Niagara
3. Bill Depp31.....Vanderbilt
4. Carl Cole39.....Eastern Kentucky
5. Bob DiStefano48.....North Carolina State
6. Ned Twyman57.....Duchesne
7. Mel Klein66.....Aberdeen State

1962

1. John Havlicek7.....Ohio State
2. Jack Foley16.....Holy Cross
3. Jim Hadnot25.....Providence
4. Roger Strickland34.....Jacksonville
5. Gary Daniels43.....Citadel
6. Jim Hooley52.....Boston College
7. Clyde Arnold60.....Duchesne
8. Chuck Chevalier69.....Boston College
9. Mike Cingiser78.....Brown

RND NAME PICK COLLEGE

1963

1. Bill Green8.....Colorado State
3. Chuck Kriston26.....Valparaiso
4. Connie McGuire35.....Southeast Oklahoma
5. W.D. Stroud44.....Mississippi State
6. Vinnie Ernst53.....Providence
7. Herb McGee62.....Philadelphia Textile

1964

1. Mel Counts7.....Oregon State
2. Ron Bonham16.....Cincinnati
3. John Thompson25.....Providence
4. Joe Strawder34.....Bradley
5. Nick Werkman43.....Seton Hall
6. Leverne Tart52.....Bradley
7. Rich Falk61.....Northwestern
8. Jeff Blue70.....Butler
9. Charlie Kelley77.....West Virginia
10. Duane Coriveau84.....Clark

1965

1. Ollie Johnson7.....San Francisco
2. Ron Watts13.....Wake Forest
3. Toby Kimball22.....Connecticut
4. Richie Tarrant31.....St. Michael's
5. Don Davidson40.....Davidson
6. Hack Tison49.....Duke
7. George Deehan58.....Lenoir Rhyne

1966

1. Jim Barnett8.....Oregon
2. Leon Clark18.....Wyoming
3. Gary Turner28.....Texas Christian
4. John Austin38.....Boston College
6. Charlie Hunter58.....Oklahoma City
7. Gerry Ward67.....Maryland
8. Russ Gumina76.....San Francisco

1967

1. Mal Graham11.....New York University
4. Neville Shed40.....Texas—El Paso
5. Mike Redd52.....Kentucky Wesleyan
6. Ed Hummer64.....Princeton
7. Edgar Lacey76.....UCLA
8. Andy Anderson88.....Canisius
9. Henry Brown99.....Lowell Tech
10. Rick Weitzman110.....Northeastern
11. Joe Harrington120.....Maryland

RND NAMEPICKCOLLEGE

1968

1.	Don Chaney	12	Houston
3.	Garfield Smith	32	Eastern Kentucky
4.	Rich Johnson	46	Grambling
5.	Thad Jaracz	60	Kentucky
6.	Jerry Newsome	74	Indiana State
7.	Mike Lewis	88	Duke
8.	Julius Keye	102	Alcorn A & M
9.	Bill Butler	116	St. Bonaventure
10.	Ivan Leschinsky	130	Long Island
11.	Tom Neimeir	143	Evansville
12.	Bill Langheld	156	Fordham
13.	Art Stephenson	168	Rhode Island
14.	Keith Hochstein	179	Holy Cross

1969

1.	Jojo White	9	Kansas
3.	Julius Keye	38	Alcorn A & M
4.	Steve Kuberski	52	Bradley
5.	George Thompson	66	Marquette
6.	Dolph Pulliam	80	Drake
7.	Jim Johnson	94	Wisconsin
8.	Bob Whitmore	108	Notre Dame
9.	Gordon Smith	122	Cincinnati
10.	Jim Picka	136	High Point
11.	Larry Frinston	150	Kenyon
12.	Rod Forbes	163	Boston State
13.	Billy Evans	175	Boston College

1970

1.	Dave Cowens	4	Florida State
2.	Rex Morgan	21	Jacksonville
3.	Willie Williams	38	Florida State
4.	John McKinney	55	Norfolk State
5.	Tom Carter	72	Paul Quinn
6.	Rod McIntyre	89	Jacksonville
7.	Charlie Scott	106	North Carolina
8.	Bob Croft	123	Tennessee
9.	Tom Little	140	Seattle
10.	Mike Maloy	157	Davidson

1971

1.	Clarence Glover	10	Western Kentucky
2.	Jim Rose	28	Western Kentucky
3.	Dave Robisch	44	Kansas
4.	Randy Denton	61	Duke
6.	Thorpe Webber	95	Vanderbilt
7.	Skip Young	112	Florida State
8.	John Ribock	129	South Carolina
9.	Ray Green	145	California State (Pa.)
10.	Dave Dover	161	Harvard
11.	Reggie Brooks	176	NH College
12.	Alan Dalton	189	Suffolk
13.	Leroy Chalk	201	Nebraska

RND NAMEPICKCOLLEGE

1972

1.	Paul Westphal	10	Southern California
2.	Dennis Wuycik	27	North Carolina
3.	Wayne Grabiec	44	Michigan
4.	Nate Stephens	61	Long Beach
5.	Bryan Adrian	77	Davidson
6.	Doug Holcomb	94	Memphis State
7.	Steve Previs	111	North Carolina
8.	Sam McCarney	127	Oral Roberts
10.	Marty Hunt	154	Kenyon
11.	Mark Minor	165	Ohio State
12.	Phil Stephens	173	South Carolina State

1973

1.	Steve Downing	17	Indiana
2.	Phil Hankinson	35	Pennsylvania
3.	Martinez Denmon	52	Iowa State
4.	Richard Fuqua	69	Oral Roberts
5.	Byron Jones	86	San Francisco
6.	Joe Caferyk	103	North Carolina State
7.	Mike Stewart	120	Santa Clara
8.	Robert White	137	Sam Houston
9.	Corky Taylor	151	Minnesota
10.	Steve Turner	165	Vanderbilt
11.	Ed Hastings	174	Villanova
12.	Bruce Winkler	182	Santa Clara
13.	Scott Koelzer	188	Montana State
14.	Rick Williams	193	Iowa
15.	James Gilchrist	198	Florida Southern
16.	Sam Barber	202	Bethune Cookman
17.	Lamont King	206	Long Beach State
18.	Peter Gavitt	208	Maine
19.	Tom Austin	210	Massachusetts

1974

1.	Glenn McDonald	17	Long Beach State
2.	Kevin Stacom	35	Providence
3.	Roscoe Pondexter	53	Long Beach State
4.	Lerman Battle	71	Fairmont State
5.	Ben Clyde	89	Florida State
6.	Gene Harmon	107	Creighton
7.	Ron Brown	125	Penn State
8.	Richard Wallace	143	Georgia Southern
9.	Al Skinner	160	Massachusetts
10.	Phil Rodgers	177	Fairfield

1975

1.	Tom Boswell	17	South Carolina
3.	Jerome Anderson	53	West Virginia
4.	Cyrus Mann	72	Illinois State
5.	Darrell Brown	89	Fordham
6.	Rick Coleman	108	Jacksonville
7.	Al Boswell	125	Oral Roberts
8.	Roger Morningstar	144	Kansas
9.	Bill Rhodes	159	Albany State
10.	Bill Endicott	174	Massachusetts

RND NAME PICK COLLEGE

1976

1.	Norm Cook	16	Kansas
3.	Jerrel Fort	51	Nebraska
4.	Lewis Linder	67	Kentucky State
5.	Lewis McKinney	85	St. Louis
6.	Art Collins	103	Biscayne
7.	Ralph Drollinger	121	UCLA
8.	John Clark	139	Northeastern
9.	Bill Collins	157	Boston College
10.	Otho Tucker	175	Illinois

1977

1.	Cedric Maxwell	12	UNC-Charlotte
3.	Skip Brown	56	Wake Forest
4.	Jeff Cummings	78	Tulane
6.	Bill Langloh	100	Virginia
6.	Ray Pace	122	Rutgers—Camden
7.	Dave Kyle	142	Cleveland State
8.	Tom Harris	161	Bowling Green

1978

1.	Larry Bird	6	Indiana State
1.	Freeman Williams	8	Portland State
2.	Jeff Judkins	30	Utah
2.	Dana Skinner	50	Merrimack
4.	Dave Nelson	72	Bloomfield (N.J.)
5.	Greg Tynes	94	Seton Hall
6.	Dave Winey	116	Minnesota
7.	Steve Balkun	137	Fairfield
8.	Kim Fisher	156	Fairfield
9.	Les Anderson	173	George Washington
10.	Walter Harrigan	188	Brandeis

1979

3.	Wayne Kreklow	53	Drake
3.	Ernesto Malcolm	61	Briarcliff
4.	Nick Galis	68	Seton Hall
5.	Jimmy Allen	90	New Haven
6.	Marvin Delph	110	Arkansas
7.	Steve Castellani	130	Virginia
8.	Glen Sudhop	149	North Carolina State
9.	Kevin Sinnett	168	Navy
10.	Alton Byrd	186	Columbia

1980

1.	Kevin McHale	3	Minnesota
2.	Arnette Hallman	46	Purdue
3.	Ron Perry Jr.	54	Holy Cross
3.	Donald Newman	69	Idaho
4.	Kevin Hamilton	92	Iona
5.	Rufus Harris	115	Maine
6.	Ken Evans	138	Norfolk State
7.	Les Henson	160	Virginia Tech
8.	Steve Wright	179	Boston University
9.	Brian Jung	199	Northwestern
10.	John Nolan	214	Providence

RND NAME PICK COLLEGE

1981

1.	Charles Bradley	23	Wyoming
2.	Tracy Jackson	25	Notre Dame
2.	Danny Ainge	31	Brigham Young
3.	John Johnson	69	Michigan
4.	Stanley Williams	91	LaSalle
5.	Glen Grunwald	115	Indiana
6.	Steve Waite	137	Iowa
7.	Tom Seaman	161	Holy Cross
8.	George Morrow	182	Creighton
9.	Greg McCray	203	Va. Comm.
10.	Ken Matthews	222	No. Car. St.

1982

1.	Darren Tillis	23	Cleveland State
2.	Tony Guy	46	Kansas
3.	Perry Moss	69	Northeastern
4.	Greg Stewart	92	Tulsa
5.	William Brown	115	St. Peter's
6.	John Schweitz	138	Richmond
7.	Phil Collins	161	West Virginia
8.	Ed Spriggs	184	Georgetown
9.	Panayoti Giannakis	205	Hellenic
10.	Landon Turner	225	Indiana

1983

1.	Greg Kite	21	Brigham Young
3.	Winfred King	52	E. Tenn. St.
3.	Craig Robinson	68	Virginia
4.	Carlos Clark	91	Mississippi
5.	Ron Reitz	114	Stonehill
6.	Paul Atkins	137	Dallas Baptist
7.	Ron Jackson	160	Providence
8.	Trent Johnson	183	Pittsburgh
9.	John Rice	205	UMass-Boston
10.	Andy Kupec	226	Bentley

1984

1.	Michael Young	24	Houston
2.	Ronnie Williams	47	Florida
3.	Rick Carlisle	70	Virginia
4.	Kevin Mullin	93	Princeton
5.	Todd Orlando	116	Bentley
6.	Steve Carfino	139	Iowa
7.	Mark VanValkenburg	162	Fram. State
8.	Champ Godboldt	184	Holy Cross
9.	Joe Dickson	206	Merrimack
10.	Dan Trant	228	Clark

1985

1.	Sam Vincent	20	Michigan State
3.	Andre Battle	70	Loyola (IL)
4.	Cliff Webber	93	Liberty Baptist
5.	Albert Butts	116	LaSalle
6.	Ralph Lewis	139	LaSalle
7.	Chris Remley	162	Rutgers

RND NAMEPICKCOLLEGE

1986

1. Len Bias2.....Maryland
4. Tony Benford93.....Texas Tech
5. Dave Colbert116.....Dayton
6. Greg Wendt139.....Detroit
7. Tom Ivey162.....Boston U.

1987

1. Reggie Lewis22.....Northeastern
2. Brad Lohaus45.....Iowa
4. Tom Sheehy70.....Virginia
4. Darryl Kennedy91.....Oklahoma
5. David Butler114.....California
6. Tim Naegeli137.....Wisc-Stevens Point
7. Gerry Corcoran160.....Northeastern

1988

1. Brian Shaw24.....UCSB
3. Gerald Paddio74.....UNLV

1989

1. Michael Smith13.....Brigham Young
2. Dino Radja40.....Croatia

1990

1. Dee Brown19.....Jacksonville

1991

1. Rick Fox24.....North Carolina

1992

1. Jon Barry21.....Georgia Tech
2. Darren Morningstar47.....Pittsburgh

1993

1. Acie Earl19.....Iowa

1994

1. Eric Montross8.....North Carolina
2. Andrei Fetisov36.....Forum Valladolid

1995

1. Eric Williams14.....Providence
2. Junior Burrough33.....Virginia

1996

1. Antoine Walker6.....Kentucky
2. Steve Harner38.....Tennessee

1997

1. Chauncey Billups3.....Colorado
1. Ron Mercer6.....Kentucky
2. Ben Pepper56.....Newcastle Falcons (NBL)

1998

1. Paul Pierce10.....Kansas

1999

2. Kris Clack55.....Texas

RND NAMEPICKCOLLEGE

2000

1. Jerome Moiso11.....UCLA
 2. Josip Sesar*49.....Cibona Zagreb
- *originally selected by Seattle, acquired in draft day trade

2001

1. Joe Johnson10.....Arkansas
1. Kedrick Brown11.....Okaloosa-Walton CC
1. Joseph Forte21.....North Carolina

2002

2. Darius Songaila50.....Wake Forest

2003

1. Troy Bell16.....Boston College*
1. Dahntay Jones20.....Duke*
2. Brandon Hunter56.....Ohio University

* Picks traded on Draft Night to the Memphis Grizzlies for Marcus Banks (selected 11th) & Kendrick Perkins (selected 27th).

2004

1. Al Jefferson15.....Prentiss H.S. (MS)
1. Delonte West24.....St. Josephs
1. Tony Allen25.....Oklahoma State
2. Justin Reed40.....Mississippi

2005

1. Gerald Green18.....Gulf Shores Academy (TX)
2. Ryan Gomes50.....Providence
2. Orien Greene53.....Louisiana-Lafayette

2006

1. Rajon Rondo21.....Kentucky*
2. Leon Powe49.....California*

* Picks acquired on Draft Night, Rondo from the Phoenix Suns and Powe from the Denver Nuggets.

2007

1. Jeff Green5.....Georgetown*
2. Gabe Pruitt32.....Southern California

* Draft rights traded with Wally Szczerbiak and Delonte West to the Seattle SuperSonics in exchange for Ray Allen and the draft rights to Glen Davis (selected 35th).

2008

1. J.R. Giddens30.....New Mexico
2. Bill Walker47.....Kansas State*
2. Semih Erden60.....Turkey

* Pick acquired draft night from Washington.

2009

2. Lester Hudson58.....Tennessee-Martin

PRESIDENTS

1946-63.....	Walter Brown
1963-65.....	Lou Pieri
1965-67.....	Jack Waldron
1967-68.....	Clarence Adams
1968-70.....	Jack Waldron
1970-97.....	Red Auerbach
1997-01.....	Rick Pitino
2001-07.....	Red Auerbach
2007-present.....	Rich Gotham

GENERAL MANAGERS

1946-50.....	Walter Brown
1950-64.....	Walter Brown (Business Operations)/ Red Auerbach (Basketball Operations)
1964-84.....	Red Auerbach
1984-90.....	Jan Volk
1990-94.....	Dave Gavitt (Senior Executive VP)/ Jan Volk (GM)
1994-97.....	Jan Volk (GM)/M.L. Carr (Director of Basketball Operations)
1997-2007.....	Chris Wallace
2003-present.....	Danny Ainge (President of Basketball Operations)

HEAD COACHES

1946-48.....	Honey Russell Released after 1947-48
1948-50.....	Doggie Julian Hired April 11, 1948; Resigned after 1949-50
1950-66.....	Red Auerbach Hired April 27, 1950; Announced resignation before 1965-66, effective after the 1966 playoffs
1966-69.....	Bill Russell Retired as player/coach after 1968-69 season
1969-78.....	Tom Heinsohn Released January 3, 1978
1978.....	Tom Sanders Hired January 3, 1978; Released November, 1978
1978-79.....	Dave Cowens Relinquished coaching duties after 1978-79
1979-83.....	Bill Fitch Hired May 23, 1979; Resigned May 27, 1983
1983-88.....	K.C. Jones Hired June 7, 1983; Announced resignation on May 3, 1988, effective after the 1988 playoffs
1988-90.....	Jim Rodgers Released May 8, 1990
1990-95.....	Chris Ford Hired June 12, 1990; Released May 17, 1995
1995-97.....	M.L. Carr Hired June 20, 1995, Relinquished H.C. title April 30, 1997
1997-01.....	Rick Pitino Hired May 8, 1997 Resigned January 8, 2001 Jim O'Brien named Interim Head Coach
2001-2004.....	Jim O'Brien Named Head Coach April 24, 2001 Resigned January 27, 2004. John Carroll named Interim Head Coach
2004-present.....	Glenn "Doc" Rivers Hired April 29, 2004

ASSISTANT COACHES

1946-48.....	Danny Silva
1948-50.....	Henry McCarthy
1949-50.....	Art Spector
1972-77.....	John Killilea
1977-78.....	Tom Sanders
1977-83.....	K.C. Jones
1978-79.....	Bob MacKinnon
1980-88.....	Jim Rodgers
1983-90.....	Chris Ford
1984-88.....	Ed Badger
1988-90.....	Lanny Van Erman
1990-96.....	Don Casey
1990-94.....	Jon P. Jennings
1993-97.....	Dennis Johnson
1995-97.....	John Kuester
1997-98.....	Winston Bennett
1998-00.....	Andy Enfield
1997-01.....	Jim O'Brien
1997-04.....	John Carroll
1998-04.....	Lester Conner
2001-04.....	Dick Harter
2001-04.....	Frank Vogel
2002-04.....	Joe Gallagher
2004-06.....	Jim Brewer
2004-06.....	Paul Pressey
2004-05.....	Kevin Eastman
2006-present.....	Kevin Eastman
2004-07.....	Tony Brown
2004-present.....	Armond Hill
2004-07.....	Dave Wohl
2006-present.....	Clifford Ray
2007-present.....	Tom Thibodeau
2007-present.....	Mike Longabardi

TEAM CAPTAINS (SINCE 1950)

1950-63.....	Bob Cousy
1963-69.....	Bill Russell
1969-78.....	John Havlicek
1978-80.....	Dave Cowens
1980-92.....	Larry Bird
1992-93.....	Reggie Lewis
1993-94.....	Robert Parish
1994-95.....	Dee Brown and Dominique Wilkins
1995-96.....	Dee Brown
1996-97.....	Rick Fox
1997-98.....	Dee Brown, Pervis Ellison, Antoine Walker
1998-99.....	Antoine Walker
1999-00.....	Antoine Walker and Dana Barros
2000-03.....	Antoine Walker and Paul Pierce
2003-present.....	Paul Pierce

BY YEAR

*NBA Championships

YEAR	COACH	REGULAR SEASON		PLAYOFFS	
		W	L	W	L
1946-47	John (Honey) Russell	22	38	-	-
1947-48	John (Honey) Russell	20	28	1	2
1948-49	Alvin (Doggie) Julian	25	35	-	-
1949-50	Alvin (Doggie) Julian	22	46	-	-
1950-51	Arnold (Red) Auerbach	39	30	0	2
1951-52	Arnold (Red) Auerbach	39	27	1	2
1952-53	Arnold (Red) Auerbach	46	25	3	3
1953-54	Arnold (Red) Auerbach	42	30	2	4
1954-55	Arnold (Red) Auerbach	36	36	3	4
1955-56	Arnold (Red) Auerbach	39	33	1	2
* 1956-57	Arnold (Red) Auerbach	44	28	7	3
1957-58	Arnold (Red) Auerbach	49	23	6	5
* 1958-59	Arnold (Red) Auerbach	52	20	8	3
* 1959-60	Arnold (Red) Auerbach	59	16	8	5
* 1960-61	Arnold (Red) Auerbach	57	22	8	2
* 1961-62	Arnold (Red) Auerbach	60	20	8	6
* 1962-63	Arnold (Red) Auerbach	58	22	8	5
* 1963-64	Arnold (Red) Auerbach	59	21	8	2
* 1964-65	Arnold (Red) Auerbach	62	18	8	4
* 1965-66	Arnold (Red) Auerbach	54	26	11	6
1966-67	Bill Russell	60	21	4	5
* 1967-68	Bill Russell	54	28	12	7
* 1968-69	Bill Russell	48	34	12	6
1969-70	Tom Heinsohn	34	48	-	-
1970-71	Tom Heinsohn	44	38	-	-
1971-72	Tom Heinsohn	56	26	5	6
1972-73	Tom Heinsohn	68	14	7	6
* 1973-74	Tom Heinsohn	56	26	12	6
1974-75	Tom Heinsohn	60	22	6	5
* 1975-76	Tom Heinsohn	54	28	12	6
1976-77	Tom Heinsohn	44	38	5	4
1977-78	Tom Heinsohn	11	23	-	-
	Thomas (Satch) Sanders	21	27	-	-
1978-79	Thomas (Satch) Sanders	2	12	-	-
	Dave Cowens	27	41	-	-

YEAR	COACH	REGULAR SEASON		PLAYOFFS	
		W	L	W	L
1979-80	Bill Fitch	61	21	5	4
* 1980-81	Bill Fitch	62	20	12	5
1981-82	Bill Fitch	63	19	7	5
1982-83	Bill Fitch	56	26	2	5
* 1983-84	K.C. Jones	62	20	15	8
1984-85	K.C. Jones	63	19	13	8
* 1985-86	K.C. Jones	67	15	15	3
1986-87	K.C. Jones	59	23	13	10
1987-88	K.C. Jones	57	25	9	8
1988-89	Jim Rodgers	42	40	0	3
1989-90	Jim Rodgers	52	30	2	3
1990-91	Chris Ford	56	26	5	6
1991-92	Chris Ford	51	31	6	4
1992-93	Chris Ford	48	34	1	3
1993-94	Chris Ford	32	50	-	-
1994-95	Chris Ford	35	47	1	3
1995-96	M.L. Carr	33	49	-	-
1996-97	M.L. Carr	15	67	-	-
1997-98	Rick Pitino	36	46	-	-
1998-99	Rick Pitino	19	31	-	-
1999-00	Rick Pitino	35	47	-	-
2000-01	Rick Pitino	12	22	-	-
	Jim O'Brien	24	24	-	-
2001-02	Jim O'Brien	49	33	9	7
2002-03	Jim O'Brien	44	38	4	6
2003-04	Jim O'Brien	22	24	-	-
	John Carroll	14	22	0	4
2004-05	Glenn "Doc" Rivers	45	37	3	4
2005-06	Glenn "Doc" Rivers	33	49	0	0
2006-07	Glenn "Doc" Rivers	24	58	0	0
* 2007-08	Glenn "Doc" Rivers	66	16	16	10
2008-09	Glenn "Doc" Rivers	62	20	7	7
TOTALS	16 COACHES	2922	1999	311	227

BY COACH

COACH	REGULAR SEASON		PLAYOFFS	
John Russell	42-66	(.389)	1-2	(.333)
Alvin Julian	47-81	(.367)	0-0	(.000)
Red Auerbach	795-397	(.667)	90-58	(.608)
Bill Russell	162-83	(.661)	28-18	(.609)
Tom Heinsohn	427-263	(.619)	47-33	(.588)
Tom Sanders	23-39	(.371)	0-0	(.000)
Dave Cowens	27-41	(.397)	0-0	(.000)
Bill Fitch	242-86	(.738)	26-19	(.578)
K.C. Jones	308-102	(.751)	65-37	(.637)
Jim Rodgers	94-70	(.573)	2-6	(.250)
Chris Ford	222-188	(.541)	13-16	(.448)
M.L. Carr	48-116	(.293)	0-0	(.000)
Rick Pitino	102-146	(.411)	0-0	(.000)
Jim O'Brien	139-119	(.538)	13-13	(.500)
John Carroll	14-22	(.388)	0-4	(.000)
Glenn "Doc" Rivers	230-180	(.561)	26-21	(.553)
TOTALS	2920-1999	(.594)	311-227	(.578)

YEAR	HOME	ROAD	NEUTRAL	TOTAL	PCT	POS	GA/GB
1946-47	14-16	8-22		22-38	.367	6	-27
1947-48	11-13	9-15		20-28	.417	3	-7
1948-49	17-12	7-20	1-3	25-35	.417	5	-13
1949-50	12-14	5-28	5-4	22-46	.324	6	-31
1950-51	26-6	9-22	4-2	39-30	.565	2	-2.5
1951-52	22-7	10-19	7-1	39-27	.591	2	-1
1952-53	21-3	11-18	14-4	46-25	.648	3	-1.5
1953-54	16-6	11-19	15-5	42-30	.583	2	-2
1954-55	20-5	5-22	11-9	36-36	.500	3	-7
1955-56	20-7	12-15	7-11	39-33	.542	2	-6
1956-57	27-4	12-19	5-5	44-28	.611	1	+6
1957-58	25-4	17-13	7-6	49-23	.681	1	+8
1958-59	26-4	13-15	13-1	52-20	.722	1	+12
1959-60	25-2	23-9	11-5	59-16	.787	1	+10
1960-61	21-7	24-11	12-4	57-22	.722	1	+11
1961-62	23-5	26-12	11-3	60-20	.750	1	+11
1962-63	25-5	21-16	12-1	58-22	.725	1	+10
1963-64	26-4	21-17	12-0	59-21	.738	1	+4
1964-65	27-3	27-11	8-4	62-18	.755	1	+14
1965-66	26-5	19-18	9-3	54-26	.675	2	-1
1966-67	27-4	25-11	8-6	60-21	.741	2	-8
1967-68	28-9	20-16	6-3	54-28	.659	2	-8
1968-69	24-12	21-19	3-3	48-34	.585	4	-9
1969-70	16-21	13-27	5-0	34-48	.415	6	-26
1970-71	25-14	18-22	1-2	44-38	.537	3	-8
1971-72	32-9	21-16	3-1	56-26	.683	1	+8
1972-73	33-6	32-8	3-0	68-14	.829	1	+11
1973-74	26-6	21-18	9-2	56-26	.683	1	+7
1974-75	28-13	32-9		60-22	.732	1	+11
1975-76	31-10	23-18		54-28	.659	1	+8
1976-77	28-13	16-25		44-38	.537	2	-6
1977-78	24-17	8-33		32-50	.390	3	-23
1978-79	21-20	8-33		29-53	.354	5	-25
1979-80	35-6	26-15		61-21	.744	1	+2
1980-81	35-6	27-14		62-20	.756	1	0
1981-82	35-6	28-13		63-19	.768	1	+5
1982-83	33-8	23-18		56-26	.683	2	-9
1983-84	33-8	29-12		62-20	.756	1	+10
1984-85	35-6	28-13		63-19	.768	1	+5
1985-86	40-1	27-14		67-15	.817	1	+13
1986-87	39-2	20-21		59-23	.720	1	+14
1987-88	36-5	21-20		57-25	.695	1	+19
1988-89	32-9	10-31		42-40	.512	3	-10
1989-90	30-11	22-19		52-30	.634	2	-1
1990-91	35-6	21-20		56-26	.683	1	+12
1991-92	34-7	17-24		51-31	.622	1	0
1992-93	28-13	20-21		48-34	.585	2	-12
1993-94	18-23	14-27		32-50	.390	5	-25
1994-95	20-21	15-26		35-47	.427	3	-22
1995-96	18-23	15-26		33-49	.402	5	-27
1996-97	11-30	4-37		15-67	.183	7	-46
1997-98	24-17	12-29		36-46	.439	6	-19
1998-99	10-15	9-16		19-31	.380	5	-14
1999-00	26-15	9-32		35-47	.427	5	-17
2000-01	20-21	16-25		36-46	.439	5	-20
2001-02	27-14	22-19		49-33	.598	2	-3
2002-03	25-16	19-22		44-38	.537	3	-5
2003-04	19-22	17-24		36-46	.439	4	-11
2004-05	27-14	18-23		45-37	.549	1	+2
2005-06	21-20	12-29		33-49	.400	3	-16
2006-07	12-29	12-29		24-58	.293	5	-23
2007-08	35-6	31-10		66-16	.805	1	+25
2008-09	35-6	27-14		62-20	.756	1	+21
TOTALS	1601-672	1119-1239	202-88	2920-1999			
	(.704)	(.475)	(.697)	(.594)			

SEASON	OCT	NOV	DEC	JAN	FEB	MARCH	APRIL	MAY	TOTAL
1946-47	0-0	2-10	3-10	8-5	4-6	5-7	0-0		22-38
1947-48	0-0	5-5	6-4	3-9	3-7	3-3	0-0		20-28
1948-49	0-0	5-8	5-6	3-12	6-5	6-4	0-0		25-35
1949-50	0-0	4-11	7-6	4-10	6-9	1-10	0-0		22-46
1950-51	0-0	10-7	7-6	9-5	9-6	4-6	0-0		39-30
1951-52	0-0	9-4	8-6	6-6	9-7	7-4	0-0		39-27
1952-53	1-0	8-5	10-6	10-9	10-3	7-2	0-0		46-25
1953-54	0-0	5-8	12-8	7-6	13-6	5-2	0-0		42-30
1954-55	0-2	5-5	8-7	12-6	7-10	4-6	0-0		36-36
1955-56	0-0	5-4	10-5	11-11	9-8	4-5	0-0		39-33
1956-57	1-0	10-3	9-7	11-6	10-7	3-5	0-0		44-28
1957-58	3-0	12-1	9-6	9-8	12-5	4-3	0-0		49-23
1958-59	0-1	10-4	13-4	13-4	13-4	3-3	0-0		52-20
1959-60	3-0	12-4	15-0	11-7	15-4	3-1	0-0		59-16
1960-61	2-1	12-2	10-8	14-5	12-5	7-1	0-0		57-22
1961-62	2-0	12-3	15-2	10-8	15-5	6-2	0-0		60-20
1962-63	4-1	11-4	9-5	14-6	13-5	7-1	0-0		58-22
1963-64	4-0	11-1	10-4	11-8	15-6	8-2	0-0		59-21
1964-65	8-0	8-5	15-2	15-2	11-4	5-5	0-0		62-18
1965-66	3-3	11-2	10-4	10-7	12-7	8-3	0-0		54-26
1966-67	4-1	11-3	12-4	13-4	10-5	10-4	0-0		60-21
1967-68	5-0	10-5	10-5	10-7	12-5	7-6	0-0		54-28
1968-69	4-2	11-4	7-6	12-6	7-9	7-7	0-0		48-34
1969-70	2-4	5-11	8-7	7-10	8-7	4-9	0-0		34-48
1970-71	5-5	8-5	9-7	8-9	8-8	6-4	0-0		44-38
1971-72	6-2	8-7	13-3	10-6	10-5	9-3	0-0		56-26
1972-73	9-0	9-3	11-3	12-3	12-4	15-1	0-0		68-14
1973-74	5-3	11-1	13-2	7-6	9-6	11-8	0-0		56-26
1974-75	3-4	8-6	10-3	13-1	10-4	13-4	3-0		60-22
1975-76	3-0	6-6	12-3	12-4	7-5	11-6	3-4		54-28
1976-77	4-0	6-8	7-7	6-11	8-4	9-6	4-2		44-38
1977-78	1-5	6-7	4-11	4-7	7-5	8-10	2-5		32-50
1978-79	1-6	4-10	8-5	5-10	7-5	3-12	1-5		29-53
1979-80	7-2	10-2	12-5	11-4	9-2	12-6	0-0		61-21
1980-81	6-3	9-4	14-1	14-2	8-5	11-5	0-0		62-20
1981-82	1-1	12-1	9-5	10-4	8-4	16-1	7-3		63-19
1982-83	2-0	11-3	9-5	13-2	6-5	8-8	7-3		56-26
1983-84	1-1	11-4	12-3	11-1	8-6	13-4	6-1		62-20
1984-85	2-0	11-1	13-5	11-3	10-3	12-3	4-4		63-19
1985-86	2-1	13-1	8-5	12-1	11-3	15-2	6-2		67-15
1986-87	1-0	9-4	10-5	13-2	9-4	11-5	6-3		59-23
1987-88	0-0	10-4	7-5	14-3	8-5	11-4	7-4		57-25
1988-89	0-0	8-7	5-7	7-8	6-7	11-4	5-7		42-40
1989-90	0-0	8-7	9-4	9-5	7-6	9-6	10-2		52-30
1990-91	0-0	12-2	11-3	9-6	9-4	11-5	4-6		56-26
1991-92	0-0	10-6	9-4	8-7	4-9	11-4	9-1		51-31
1992-93	0-0	5-8	7-9	10-4	7-4	13-3	6-6		48-34
1993-94	0-0	7-7	5-10	8-6	0-12	5-8	7-7		32-50
1994-95	0-0	7-6	4-11	5-9	6-6	6-11	7-4		35-47
1995-96	0-0	5-7	7-9	4-11	4-9	8-8	5-5		33-49
1996-97	0-0	4-10	2-11	4-11	1-13	2-14	2-8		15-67
1997-98	1-0	6-9	7-5	6-10	7-6	4-11	5-5		36-46
1998-99					6-5	4-14	9-9	0-3	19-31
1999-00	0-0	7-7	5-9	8-7	3-10	7-9	5-5		35-47
2000-01	0-0	7-8	5-10	7-8	6-6	8-7	3-7		36-46
2001-02	1-1	6-5	11-5	8-8	5-7	11-6	7-1		49-33
2002-03	0-2	10-3	9-7	7-8	7-5	7-9	4-4		44-38
2003-04	2-0	5-9	9-8	6-10	3-9	9-5	2-5		36-46
2004-05	0-0	5-8	8-8	8-8	8-4	9-5	7-4		45-37
2005-06	0-0	6-8	6-9	6-10	5-6	7-9	3-7		33-49
2006-07	0-0	5-9	5-10	2-14	3-9	7-8	2-8		24-58
2007-08	0-0	13-2	13-1	10-5	9-4	13-3	8-1		66-16
2008-09	2-0	14-2	12-3	11-4	8-4	9-6	6-1		62-20
TOTALS	111-51	516-326	558-354	562-376	510-375	493-348	172-139	0-3	2920-1999
	(.685)	(.613)	(.612)	(.599)	(.576)	(.586)	(.553)	(.000)	(.594)

SEASON	10	20	30	40	50	60	70	80	FINAL
1946-47	1-9	5-15	9-21	15-25	18-32	22-38			22-38
1947-48	5-5	11-9	14-16	15-25					20-28
1948-49	5-5	9-11	12-18	13-27	19-31	25-35			25-35
1949-50	3-7	6-14	11-19	18-32		21-39			22-46
1950-51	7-3	12-8	17-13	24-16	29-21	35-25			39-30
1951-52	8-2	13-7	19-11	24-16	28-22	35-25			39-27
1952-53	6-4	13-7	19-11	26-14	30-20	38-22	46-24		46-25
1953-54	4-6	9-11	15-15	23-17	26-24	33-27	40-30		42-30
1954-55	4-6	9-11	15-15	22-18	26-24	30-30	35-35		36-36
1955-56	6-4	11-9	18-12	24-16	28-22	33-27	38-32		39-33
1956-57	7-3	15-5	20-10	26-14	34-16	39-21	43-27		44-28
1957-58	10-0	18-2	24-6	28-12	35-15	42-18	48-22		49-23
1958-59	5-5	12-8	22-8	30-10	37-13	45-15	51-19		52-20
1959-60	9-1	16-4	26-4	32-8	39-11	47-13	55-15		59-16
1960-61	7-3	15-5	21-9	28-12	35-15	42-18	49-21		57-22
1961-62	9-1	17-3	26-4	33-7	38-12	44-16	52-18	60-20	60-20
1962-63	8-2	15-5	21-9	26-14	34-16	42-18	50-20	58-22	58-22
1963-64	9-1	18-2	25-5	31-9	37-13	44-16	51-19	59-21	59-21
1964-65	10-0	15-5	24-6	33-7	42-8	49-11	57-13	62-18	62-18
1965-66	7-3	14-6	22-8	38-12	34-16	41-19	47-23	54-26	54-26
1966-67	9-1	15-5	23-7	29-11	38-12	45-15	53-17	59-21	60-21
1967-68	9-1	15-5	23-7	28-12	34-16	41-19	48-22	54-26	54-28
1968-69	7-3	14-6	20-10	27-13	32-18	36-24	42-28	46-34	48-34
1969-70	3-7	6-14	11-19	17-25	20-30	26-34	30-40	33-47	34-48
1970-71	5-5	10-10	19-11	23-17	28-22	32-28	37-33	42-38	44-38
1971-72	8-2	13-7	18-12	27-13	34-16	42-18	47-23	54-26	56-26
1972-73	10-0	17-3	26-4	33-7	41-9	48-12	57-13	66-14	68-14
1973-74	7-3	16-4	24-6	31-9	37-13	43-17	48-22	56-24	56-26
1974-75	6-4	11-9	18-12	26-14	36-14	42-18	50-20	58-22	60-22
1975-76	5-5	13-7	21-9	28-12	35-15	40-20	48-22	53-27	54-28
1976-77	6-4	12-8	17-13	20-20	23-27	31-29	36-34	42-38	44-38
1977-78	2-8	7-13	10-20	14-26	19-31	23-37	29-41	31-49	32-50
1978-79	2-8	5-15	10-20	14-26	19-31	24-36	27-43	28-52	29-53
1979-80	8-2	16-4	23-7	30-10	37-13	45-15	53-17	60-20	61-21
1980-81	6-4	14-6	22-8	31-9	41-9	46-14	54-16	61-19	62-20
1981-82	9-1	16-4	23-7	30-10	36-14	45-15	55-15	62-18	63-19
1982-83	8-2	16-4	22-8	31-9	38-12	44-16	48-22	55-25	56-26
1983-84	9-1	14-6	23-7	31-9	39-11	45-15	52-18	61-19	62-20
1984-85	9-1	18-2	25-5	33-7	41-9	47-13	56-14	63-17	63-19
1985-86	8-2	17-3	23-7	32-8	41-9	49-11	57-13	65-15	67-15
1986-87	8-2	13-7	21-9	29-11	37-13	45-15	51-19	57-23	59-23
1987-88	8-2	12-8	21-9	29-11	35-15	41-19	49-21	57-23	57-25
1988-89	4-6	9-11	14-16	19-21	23-27	30-30	37-33	41-39	42-40
1989-90	6-4	11-9	18-12	24-16	30-20	35-25	42-28	50-30	52-30
1990-91	8-2	16-4	25-5	30-10	38-12	44-16	50-20	56-24	56-26
1991-92	5-5	14-6	19-11	25-15	29-21	34-26	40-30	49-31	51-31
1992-93	2-8	9-11	13-17	21-19	26-24	33-27	42-28	46-34	48-34
1993-94	6-4	10-10	12-18	17-25	20-30	22-38	26-44	31-49	32-50
1994-95	5-5	9-11	12-18	15-25	20-30	24-36	27-43	35-45	35-47
1995-96	4-6	10-10	13-17	15-25	19-31	22-38	27-43	32-48	33-49
1996-97	2-8	5-15	7-23	9-31	11-39	12-48	13-57	14-66	15-67
1997-98	5-5	9-11	16-14	18-22	23-27	29-31	31-39	35-45	36-46
1998-99	5-5	8-12	10-20	16-24	19-31	—	—	—	19-31
1999-00	6-4	10-10	13-17	19-21	22-28	25-35	30-40	33-47	35-47
2000-01	4-6	9-11	12-18	15-25	22-28	26-34	32-38	35-45	36-46
2001-02	5-5	13-7	19-11	24-16	29-21	33-27	39-31	47-33	49-33
2002-03	6-4	14-6	18-12	23-17	28-22	34-26	38-32	42-38	44-38
2003-04	5-5	8-12	15-15	20-20	22-28	24-36	31-39	34-45	36-46
2004-05	4-6	9-11	13-17	18-22	25-25	31-29	38-32	45-35	45-37
2005-06	4-6	8-12	12-18	16-24	19-31	25-35	29-41	32-48	33-49
2006-07	4-6	7-13	11-19	12-28	12-38	17-43	21-49	23-57	24-58
2007-08	9-1	18-2	27-3	33-7	41-9	48-12	55-15	64-16	66-16
2008-09	8-2	18-2	27-3	31-9	41-9	47-13	52-18	60-20	62-20

MOST WINS

0 LOSSES

- 1957-58 (14)
- 1964-65 (11)
- 1972-73 (10)

1 LOSS

- 1957-58 (15)
- 1693-64 (15)
- 1984-85 (15)
- 1972-73 (14)

2 LOSSES

- 2008-09 (27)
- 1963-64 (20)
- 2007-08 (20)
- 1957-58 (19)
- 1984-85 (19)
- 1972-73 (17)
- 1985-86 (17)

3 LOSSES

- 2007-08 (29)
- 2008-09 (27)
- 1972-73 (26)
- 1963-64 (25)
- 1990-91 (25)
- 1984-85 (22)
- 1957-58 (20)

4 LOSSES

- 1959-60 (30)
- 2007-08 (30)
- 2008-09 (28)
- 1972-73 (27)
- 1963-64 (24)
- 1957-58 (23)
- 1961-62 (23)
- 1984-85 (23)

5 LOSSES

- 1959-60 (30)
- 2007-08 (30)
- 2008-09 (29)
- 1990-91 (29)
- 1961-62 (28)
- 1972-73 (28)
- 1963-64 (26)
- 1984-85 (26)

6 LOSSES

- 1984-85 (33)
- 2007-08 (33)
- 1959-60 (30)
- 1961-62 (30)
- 1972-73 (30)
- 2008-09 (29)
- 1973-74 (29)
- 1990-91 (29)

CELTICS INDIVIDUAL

50+ POINTS:

Paul Pierce (50) vs. Cleveland, February 15, 2006, in Boston's 109-103 loss in double overtime.

40+ POINTS:

Paul Pierce (40) vs. Phoenix, February 1, 2006, a 102-94 Phoenix win.

20+ REBOUNDS:

Kevin Garnett (20) at Indiana, December 7, 2008, in Boston's 122-117 win.

25+ REBOUNDS:

Robert Parish (25) vs. Sacramento, January 9, 1987, in Boston's 109-99 win.

17+ ASSISTIS:

Rajon Rondo (17) vs. Indiana, February 27, 2009, in Boston's 104-99 win.

17+ ASSISTIS AT HOME:

Rajon Rondo (17) vs. Indiana, February 27, 2009, in Boston's 104-99 win.

7+ STEALS:

Rajon Rondo (7) vs. Denver, November 14, 2008, in a 94-85 Denver win.

TRIPLE-DOUBLE:

Rajon Rondo at Dallas, February 12, 2009, in Boston's 99-92 win. (19 pts, 15 rebs, 14 ast)

FOUR-POINT PLAY:

James Posey vs. Phoenix, March 26, 2008 in 117-97 Boston win.

20-20 GAME:

Kevin Garnett vs. Washington, November 2, 2007, (22 points, 20 rebounds) in a 103-83 Boston win.

40-20 GAME:

Larry Bird vs. Indiana, November 11, 1987 (42 points, 20 rebounds).

30-15 GAME:

Al Jefferson vs. Seattle, March 9, 2007 (32 points, 18 rebounds).

20-15 GAME:

Paul Pierce vs. Atlanta, January 14, 2005 (21 points, 15 rebounds).

BACK-TO-BACK 40+ SCORING GAMES:

Paul Pierce (42) at LA Lakers, March 13, 2001; (42) at Phoenix, March 15, 2001.

COMPLETE GAME (48 MINUTES):

Ryan Gomes vs. Sacramento, January 19, 2007 in Sacramento 96-91 win.

SCORED IN DOUBLE FIGURES EVERY GAME:

Paul Pierce in 79 of 79 games in 2005-06; Antoine Walker in 81 of 81 games in 2000-01; Kevin McHale in 78 of 78 games in 1988-89; Larry Bird in 82 of 82 games in 1985-86.

HAD 100 REBOUNDS, 100 ASSISTIS, 100 STEALS AND 100 BLOCKED SHOTS IN A SEASON:

Reggie Lewis 1991-92 (394 rebs, 185 ast, 125 steals, 105 blocks).

TWO PLAYERS WITH 30+ POINTS:

Pierce (35), Szczerbinski (35) on November 8, 2006, vs. Charlotte.

CELTICS TEAM

EVERY PLAYER SCORED IN DOUBLE FIGURES:

January 30, 1966 vs. New York, in Boston's 118-115 win (Russell 22, Sanders 18, S. Jones 16, Siegfried 15, Counts 13, Sauldsberry 13, Nelson 11, K. C. Jones 10).

40+ ASSISTIS:

March 3, 1994 at Philadelphia (40), in Boston's 135-112 win.

.600+ FIELD GOAL PERCENTAGE (GAME):

April 1, 2005 at Atlanta (.600, 45-for-75), in Boston's 116-100 win.

70+ POINTS SCORED IN A HALF:

November 7, 2007 vs. Denver in a Boston 119-93 win (77 points: 38 1st Q. + 39 2nd Q.).

60+ REBOUNDS (GAME):

December 23, 2001 (61) vs. Memphis, in Boston's 85-80 win.

70+ REBOUNDS (GAME):

April 17, 1989 at Charlotte (73) in Boston's 113-108 (OT) win.

FOUR 20+ SCORERS:

December 23, 2007 vs. Orlando, a 103-91 Celtics win (Pierce 24, Rondo 23, R. Allen 22, Garnett 21).

FOUR 20+ SCORERS AT HOME:

December 23, 2007 vs. Orlando, a 103-91 Celtics win (Pierce 24, Rondo 23, R. Allen 22, Garnett 21).

OPP. INDIVIDUAL

50+ POINTS:

Hakeem Olajuwon (51) at Houston, January 18, 1996, in Boston's 108-106 win.

40+ POINTS:

Gilbert Arenas (44) at Washington, November 4, 2006, in Washington 124-117 win.

30-15 GAME:

Shawn Marion, Phoenix 103-94, February 22, 2006, (44 points, 15 rebounds).

20-15 GAME:

Tim Duncan at Sacramento, March 17, 2007 (20 points, 15 rebounds), 91-85 Boston win.

20+ REBOUNDS:

Shawn Marion (20) at Phoenix, February 27, 2005, in Celtics 120-113 (OT) win.

25+ REBOUNDS:

Ben Wallace (28) at Detroit, March 24, 2002, a 109-101 Detroit win.

17+ ASSISTIS:

Jason Kidd (17) at New Jersey, April 9, 2005, in Nets 99-86 win.

7+ STEALS:

Ron Mercer (7) vs. Chicago, December 13, 2000, a 104-86 Bulls win.

TRIPLE-DOUBLE:

Kevin Garnett at Boston, March 4, 2007, (33 points, 13 rebs, 10 ast.) in a 124-117 Boston win.

FOUR-POINT PLAY:

Matt Carroll at Boston, February 29, 2008 in 108-100 Boston win.

OPP. TEAM

EVERY PLAYER SCORED

IN DOUBLE FIGURES:

March 9, 1973 at LA Lakers, in Boston's 119-111 win (West 28, Goodrich 25, McMillan 16, Chamberlain 11, Erickson 11, Bridges 10, Counts 10).

40+ ASSISTIS:

December 28, 1996 at Sacramento (42), a 126-96 Sacramento win.

.600+ FIELD GOAL

PERCENTAGE (GAME):

December 15, 2003 vs. Minnesota (.628, 49-for-78), a 116-95 Minnesota win.

70+ POINTS SCORED IN A HALF:

February 8, 2005 vs. Milwaukee, in a 121-97 Milwaukee win (78 points: 36 1st Q. + 42 2nd Q.).

60+ REBOUNDS (GAME):

December 9, 2004 at Portland (62), in an 89-87 Portland win.

ADDITIONAL INFO

CELTICS WITH FOUR DOUBLE-FIGURE

REBOUNDS:

April 17, 1989 at Charlotte, (Parish 22, Shaw 12, McHale 11, Lewis 10).

OPPONENTS WITH FOUR DOUBLE-FIGURE

REBOUNDS:

February 7, 2001 vs. Milwaukee, (Robinson 15, E. Johnson 14, Williams 10, Allen 10).

BACK-TO-BACK OT GAMES:

March 3 and 4, 2007, at New Jersey in a 96-88 win vs. Minnesota in a 124-117 win.

BACK-TO-BACK-TO-BACK OT GAMES:

March 24, 27 and 29, 1994, at Washington in a 123-117 win; vs. Philadelphia in a 124-122 win and at Milwaukee in a 119-107 win.

CONSECUTIVE BOSTON

GARDEN SELLOUTS:

662 dating back to December, 1980... ends May 5, 1995 (vs. Orlando – last Garden game).

NO. FIRST LAST ENDED (OPP.) DATE

WINS IN A SEASON

19.....11/15/08.....12/23/08.....at LA Lakers.....12/25/08
 18.....02/24/82.....03/26/82.....vs. Philadelphia.....3/28/82
 17.....11/28/59.....12/30/59.....Cincinnati at Detroit.....1/01/60
 16.....12/19/64.....01/22/65.....Phila. at Syracuse.....1/23/65
 14.....03/11/86.....04/04/86.....at Philadelphia.....4/06/86
 14.....10/22/57.....11/27/57.....New York at Phila.....1/28/58
 13.....01/08/86.....02/05/86.....at Sacramento.....2/11/86
 13.....01/04/81.....01/28/81.....at Chicago.....1/29/81
 12.....01/11/09.....02/03/09.....vs. LA Lakers.....02/05/09
 12.....12/09/80.....01/01/81.....at Golden State.....01/02/81
 12.....10/31/73.....11/28/73.....at Milwaukee.....11/30/73

LOSSES IN A SEASON

18.....01/07/07.....02/11/07.....vs. Milwaukee.....02/14/07
 13.....02/05/97.....03/01/97.....at Toronto.....03/03/97
 13.....02/01/94.....03/02/94.....vs. LA Lakers.....03/04/94
 10.....03/20/00.....04/07/00.....vs. Atlanta.....04/10/00
 10.....03/19/97.....04/09/97.....vs. Cleveland.....04/11/97
 10.....01/07/49.....01/25/49.....vs. Washington.....01/28/49
 8.....03/04/97.....03/16/97.....vs. Milwaukee.....03/17/97
 8.....03/27/79.....04/07/79.....vs. New Jersey.....04/08/79
 8.....01/23/48.....02/12/48.....vs. Providence.....02/13/48

WINS AT HOME IN A SEASON

31.....12/10/85.....04/13/86.....End of Season
 29.....12/17/86.....04/19/87.....End of Season
 21.....12/09/80.....03/11/81.....Ind. at Hartford.....03/13/81

LOSSES AT HOME IN A SEASON

13.....12/20/06.....02/09/07.....Milwaukee.....02/14/07
 7.....02/02/97.....03/11/97.....Milwaukee.....03/17/97
 7.....12/15/93.....01/14/94.....Denver.....01/16/94
 6.....03/21/99.....04/04/99.....Washington.....04/07/99
 6.....03/19/97.....04/06/97.....Charlotte.....04/11/97
 6.....01/07/49.....01/25/49.....Washington.....01/28/49

WINS ON ROAD IN A SEASON

13.....12/05/64.....01/20/65.....Philadelphia.....01/29/65
 10.....11/30/07.....01/11/08.....Washington.....01/12/08
 10.....11/03/61.....12/17/61.....Los Angeles.....12/19/61
 10.....10/28/60.....12/05/60.....Philadelphia.....12/10/60
 9.....03/02/82.....04/02/82.....Milwaukee.....04/06/82

LOSSES ON ROAD IN A SEASON

13.....02/23/79.....04/07/79.....End of Season
 12.....11/02/96.....12/28/96.....Denver.....12/30/96
 11.....11/06/99.....12/28/99.....Denver.....12/20/99
 11.....11/19/77.....12/26/77.....Milwaukee.....12/29/77
 11.....11/22/49.....01/08/50.....Denver.....01/10/50
 10.....03/04/97.....04/12/97.....Philadelphia.....04/18/97
 10.....02/06/97.....03/01/97.....Toronto.....03/03/97
 9.....12/21/04.....01/22/05.....Charlotte.....01/25/05
 9.....03/02/99.....03/23/99.....Philadelphia.....03/26/99
 9.....11/27/93.....12/29/93.....LA Clippers.....12/30/93
 9.....01/20/55.....03/12/55.....End of Season
 9.....11/28/51.....01/03/52.....Baltimore.....01/05/52

NO. FIRST LAST ENDED (OPP.) DATE

WINS VS. ONE TEAM

22.....11/30/70.....02/23/74.....Buffalo at Prov.....02/27/74
 20.....02/27/80.....03/20/89.....vs. San Antonio.....01/12/90
 20.....12/28/71.....03/16/74.....at Philadelphia.....03/27/74
 19.....11/20/65.....03/19/67.....at New York.....11/11/67
 18.....11/06/57.....03/03/59.....Minneapolis at Prov.....11/08/59
 17.....11/06/71.....10/31/75.....at Portland.....01/03/76
 17.....11/01/58.....10/22/60.....Detroit at New York.....11/15/60

WINS AT HOME VS. ONE TEAM

26.....02/02/79.....03/06/88.....Cleveland.....11/22/88
 24.....04/11/84.....04/08/92.....New York.....12/18/92
 22.....01/27/63.....01/19/68.....New York.....02/05/68
 20.....11/06/81.....03/11/88.....Indiana.....01/11/89
 19.....04/08/77.....12/20/91.....New Orleans/Utah.....11/18/92
 17.....11/09/79.....01/10/96.....Kansas City/Sac.....02/26/97
 16.....11/11/55.....02/26/60.....Minneapolis/LAL.....12/02/60
 15.....10/05/80.....04/02/95.....Dallas.....01/05/96
 15.....04/10/83.....04/19/88.....Detroit.....11/11/88

WINS ON RD VS. ONE TEAM

12.....04/02/82.....03/14/86.....Atlanta.....11/22/86
 11.....03/04/80.....02/14/90.....San Antonio.....12/08/90
 11.....03/20/80.....12/15/82.....Detroit.....04/13/83
 11.....12/08/70.....02/23/74.....Buffalo.....03/01/74
 10.....03/19/66.....03/18/67.....New York.....11/11/67
 10.....02/22/59.....01/05/61.....Cincinnati.....01/30/61

LOSSES VS. ONE TEAM

21.....04/08/93.....01/19/98.....New York.....01/26/98
 17.....12/08/90.....01/22/07.....San Antonio.....03/17/07
 14.....02/17/92.....12/15/99.....Utah.....02/15/00
 11.....12/03/94.....04/01/97.....Chicago.....10/31/97
 11.....10/11/69.....02/28/71.....Milwaukee.....10/29/71
 11.....12/16/48.....02/07/50.....Chicago.....Franchise Defunct
 10.....12/13/96.....11/06/99.....Indiana.....11/22/99
 9.....12/13/96.....12/08/00.....Indiana.....01/31/01
 9.....10/19/77.....10/23/79.....San Antonio.....11/07/79

LOSSES AT HOME VS. ONE TEAM

11.....12/18/92.....03/07/97.....New York.....01/26/98
 9.....01/08/97.....01/22/07.....San Antonio.....02/10/08
 8.....01/18/93.....04/01/97.....Chicago.....10/31/97
 7.....11/18/92.....12/15/99.....Utah.....03/02/01
 6.....10/11/69.....02/28/71.....Milwaukee.....10/29/71
 6.....02/22/48.....02/07/50.....Chicago.....Franchise Defunct

LOSSES ON ROAD VS. ONE TEAM

15.....04/08/93.....01/04/00.....New York.....12/21/00
 15.....03/09/49.....01/31/54.....Minneapolis.....02/18/54
 15.....12/08/90.....12/09/05.....San Antonio.....03/17/07
 12.....03/16/89.....11/05/94.....Indiana.....03/04/95

HOME

OPPONENT	LAST WIN	SCORE	STREAK	LAST LOSS	SCORE
Atlanta	04/03/09	104-92	+5	01/24/07	76-81
Charlotte	04/01/09	111-109	+2	01/09/08	83-95
Chicago	12/19/08	126-108	+4	03/11/07	78-94
Cleveland	03/06/09	105-94	+5	01/03/07	104-107
Dallas	01/25/09	124-100	+2	03/23/07	95-109
Denver	11/07/07	119-93	-1	11/14/08	85-94
Detroit	03/05/08	90-78	-1	03/01/09	98-105
Golden State	11/26/08	119-111	+2	12/20/06	95-96
Houston	01/02/08	97-93	-1	01/07/09	85-89
Indiana	02/27/09	104-99	+3	01/10/07	84-97
LA Clippers	03/23/09	90-77	+2	02/02/07	89-100
LA Lakers	11/23/07	107-94	-1	02/05/09	109-110
Memphis	03/13/09	102-92	+2	12/06/06	96-98
Miami	04/10/09	105-98	+4	04/06/07	85-88
Milwaukee	11/07/08	101-89	+3	04/13/07	102-104
Minnesota	02/01/09	109-101	+4	03/06/05	97-99
New Jersey	04/08/09	106-104	+4	02/09/07	78-92
New Orleans	12/12/08	94-82	+2	11/01/06	87-91
New York	12/21/08	124-105	+5	11/24/06	77-101
Oklahoma City	03/29/09	103-84	+3	11/16/05	100-113
Orlando	12/23/07	103-91	-1	03/08/09	79-86
Philadelphia	12/23/08	110-91	+2	03/24/08	90-95
Phoenix	06/19/09	104-87	+2	12/08/06	111-116
Portland	12/05/08	93-78	+5	03/31/04	98-105
Sacramento	01/28/09	119-100	+2	01/19/07	91-96
San Antonio	02/10/08	98-90	-1	02/08/09	99-105
Toronto	01/12/09	115-109	+2	01/23/08	112-114
Utah	12/15/08	100-91	+1	03/14/08	92-110
Washington	04/15/09	115-107	+2	01/14/08	83-88

AWAY

OPPONENT	LAST WIN	SCORE	STREAK	LAST LOSS	SCORE
Atlanta	03/27/09	99-93	+3	04/10/07	96-104
Charlotte	04/05/08	101-78	-1	01/05/09	106-114
Chicago	04/01/08	106-92	-1	03/17/09	121-127
Cleveland	12/18/04	*114-107	-8	04/12/09	76-107
Dallas	02/12/09	99-92	+2	03/16/07	101-106
Denver	02/23/09	114-76	+1	02/19/08	118-124
Detroit	01/30/09	86-78	+3	02/06/07	102-109
Golden State	12/29/03	100-91	-5	12/26/08	89-99
Houston	11/04/08	103-99	+3	12/06/05	73-91
Indiana	12/07/08	122-117	+1	04/07/07	98-105
LA Clippers	02/25/08	104-76	-1	02/25/09	93-93
LA Lakers	12/30/07	110-91	-1	12/25/08	83-92
Memphis	03/21/09	105-87	+3	03/14/06	76-93
Miami	01/29/08	117-87	-1	03/11/09	99-107
Milwaukee	04/08/08	107-104*	-1	03/15/09	77-86
Minnesota	11/21/08	95-78	+2	02/11/07	107-109
New Jersey	03/04/09	115-111	+6	04/16/06	93-95
New Orleans	02/11/09	89-77	+1	03/22/08	106-113
New York	02/06/09	110-100	+1	03/23/05	82-107
Oklahoma City	11/05/08	96-83	-2	12/31/06	95-101
Orlando	11/29/04	117-101	+1	03/25/09	82-84
Philadelphia	04/14/09	100-98	+4	03/30/07	82-88
Phoenix	02/22/09	128-108	+1	02/22/08	77-85
Portland	02/24/08	112-102	-1	12/30/08	86-91
Sacramento	12/28/08	108-63	+2	02/20/07	101-104
San Antonio	03/20/04	80-77	+3	12/09/05	89-101
Toronto	01/11/09	94-88	+4	01/26/07	90-96
Utah	12/29/07	104-98	-1	02/19/09	85-90
Washington	12/11/08	122-88	+1	04/09/08	95-109

*Overtime game

OPPONENT	HOME	AWAY	NEUTRAL	TOTAL	ZOT	3OT
Atlanta	3-0	5-2	1-1	9-3	2-0 (h)	0-0
Charlotte	2-0	0-2	0-0	2-2	1-0 (h)	0-0
Chicago	3-1	2-1	0-0	5-2	2-0 (ha)	0-0
Cleveland	2-1	1-2	0-0	3-3	0-1 (h)	0-0
Dallas	0-0	1-0	0-0	1-0	0-0	0-0
Denver	2-0	0-0	0-0	2-0	0-0	0-0
Detroit	5-2	4-4	1-1	10-7	2-0 (ah)	0-0
Golden State	6-2	4-2	4-0	14-4	2-1	0-0
Houston	1-1	1-1	0-0	2-2	0-0	0-0
Indiana	0-1	4-3	0-0	4-4	0-0	0-0
LA Clippers	0-0	3-1	0-0	3-1	1-1 (aa)	0-0
LA Lakers	5-1	1-4	1-1	7-6	0-1 (a)	0-0
Memphis	0-0	1-0	0-0	1-0	0-0	1-0 (a)
Miami	3-0	0-0	0-0	3-0	1-0 (h)	0-0
Milwaukee	0-1	6-1	0-0	7-2	1-0 (a)	0-0
Minnesota	1-1	1-0	0-0	2-1	2-0 (ah)	0-0
New Jersey	2-2	3-1	0-0	5-3	1-0 (h)	0-0
New Orleans	1-1	1-2	0-0	2-3	0-1	0-0
New York	11-5	3-8	1-2	15-15	3-4	0-0
Orlando	5-1	1-1	0-0	6-2	2-0 (hh)	0-0
Philadelphia	3-3	5-10	2-1	10-14	0-3 (aaa)	0-1 (a)
Phoenix	1-1	2-0	0-0	3-1	0-0	0-0
Portland	1-2	3-0	0-0	4-2	1-0 (h)	0-0
Sacramento	2-2	9-0	1-0	12-2	0-1 (h)	0-0
San Antonio	0-0	0-0	0-0	0-0	0-0	0-0
Seattle	0-1	0-1	0-1	0-3	0-1 (h)	0-0
Toronto	2-0	1-0	0-0	3-0	0-0	1-0 (h)
Utah	1-0	1-2	0-0	2-2	0-0	0-0
Washington	0-3	6-7	0-0	6-10	2-1 (ha)	0-0
Defunct	5-2	3-7	2-0	10-9	0-1 (a)	1-0 (a)
TOTALS	63-32	68-60	13-7	144-99	21-15	3-0

(h) Home game, (a) Away game

STREAKS

RECORD	STREAK	DATES
Most In A Season	9	1950-51 & 1953-54
Least In A Season	0	1978-79
Most Wins	7	1958-59
Least Wins	0	5 Times
Most Losses	5	1983-84 & 1995-96
Least Losses	0	10 Times
Most Wins, No Losses	6	1952-53
Most Losses, No Wins	4	1946-47 & 1947-48
Most Consecutive Wins	8	3 Times
Most Consecutive Losses	9	11/14/46-11/16/48
Most Consecutive OT Games	3	03/24/94-03/29/94

OVERTIME

EVERY OVERTIME GAME PLAYED AT HOME IN ONE SEASON:

Four Seasons.

2002-03, 1997-98, 1984-85, 1965-66.

EVERY OVERTIME GAME PLAYED ON THE ROAD IN ONE SEASON:

Ten Seasons.

2007-08, 1999-00, 1989-90, 1982-83, 1981-82, 1974-75, 1969-70, 1967-68, 1962-63, 1957-58.

LAST OPPONENT WITH TWO OR MORE OVERTIME GAMES IN THE SAME SEASON:

Detroit Pistons, 2004-05 Season.

03/11/05 vs. Detroit (Win: 115-113)

03/26/05 at Detroit (Loss: 99-105)

LAST CONSECUTIVE OVERTIME GAMES:

03/03/07 at New Jersey (Win: 96-85)

03/04/07 vs. Minnesota (Win: 124-117)

LAST THREE CONSECUTIVE OVERTIME GAMES:

03/29/94 at Milwaukee (Win: 119-107)

03/27/94 vs. Philadelphia (Win: 124-122)

03/24/94 at Washington (Win: 123-117)

SEASON OPENER OVERTIME GAME (HOME):

11/04/88 vs. New York (Win: 122-115)

SEASON OPENER OVERTIME GAME (ROAD):

10/25/85 at New Jersey (Loss: 109-113)

10/25/58 at New York (Loss: 125-127)

FIRST TWO GAMES OF SEASON ARE OVERTIMES:

10/23/76 at Milwaukee (Win: 111-107)

10/21/76 at Indiana (Win: 129-122)

NO OVERTIME:

The only opponent to never have played an overtime against the Celtics is the San Antonio Spurs

DOUBLE OVERTIME

LAST DOUBLE OVERTIME GAME:

03/04/07 vs. Minnesota (Win: 124-117)

LAST CONSECUTIVE DOUBLE**OVERTIME GAMES:**

03/13/51 Rochester (Loss: 107-111)

03/11/51 at Minneapolis (Loss: 96-98)

LAST OPPONENT WITH TWO DOUBLE OVERTIME GAMES IN THE SAME SEASON:

New York, 1953-54 Season

01/17/54 at Boston (Loss: 84-87)

12/10/53 at New York (Win: 113-108)

DOUBLE OVERTIME GAMES IN THE SAME MONTH:

03/04/07 vs. Minnesota (Win: 124-117)

03/28/07 vs. Orlando (Win: 105-96)

04/22/94 at Chicago (Win: 104-94)

04/15/94 vs. Orlando (Win: 113-110)

11/18/87 vs. New York (Win: 111-109)

11/07/87 at Washington (Win: 140-139)

03/25/84 at Philadelphia (Loss: 114-119)

03/09/84 at Milwaukee (Win: 129-128)

MOST DOUBLE OVERTIME GAMES IN ONE SEASON:

Four, 1950-51 Season.

03/13/51 vs. Rochester (Loss: 107-111)

03/11/51 at Minneapolis (Win: 96-98)

02/01/51 at Philadelphia (Loss: 80-82)

11/26/50 vs. New York (Win: 93-90)

TRIPLE OVERTIME

TRIPLE OVERTIME GAMES:

01/13/06 at Philadelphia (Loss: 124-125)

02/17/99 at Vancouver (Win: 131-129)

12/11/96 vs. Toronto (Win: 115-113)

02/22/54 vs. Baltimore (Worcester, MA) (Win: 111-110)

CELTICS HIGHS

NO.	OPPONENT	DATE
173	vs. Minneapolis	..02/27/59
153	vs. Baltimore	..11/27/70
153	vs. Philadelphia	..03/07/62
153	vs. Detroit at Providence	..02/10/60
152*	vs. Portland	..03/15/92
152	vs. Indiana	..12/26/90
151	vs. Cincinnati	..11/11/59
150	vs. Washington	..11/25/92
150	vs. Detroit	..12/24/60

*Denotes Double-Overtime Period

CELTICS LOWS

NO.	OPPONENT	DATE
43*	at Philadelphia	..01/27/47
44*	at New York	..12/08/46
46*	at Pittsburgh	..12/02/46
46*	at Detroit	..11/23/46
46*	at Detroit	..11/09/46
62	vs. Milwaukee at Providence	..02/27/55
66	vs. Detroit	..01/31/03
66	vs. Miami	..01/04/02
67	vs. Philadelphia	..04/09/99
68	vs. Detroit	..01/05/04
68	vs. Minnesota	..03/24/99
69	at Washington	..10/31/02
69	at Rochester	..02/04/56
70	at Miami	..12/27/02
70	vs. Miami	..04/10/02
70	vs. Atlanta	..04/14/99
70	at New York	..11/04/97
71	vs. Indiana	..02/26/03
71	vs. Indiana at Hartford	..11/22/93
72	at Indiana	..03/19/03
72	vs. Toronto	..01/12/01
72	vs. Detroit	..03/31/99
73	at Houston	..12/06/05
73	vs. New Orleans	..11/19/03
73	vs. Los Angeles	..03/16/99
73	at Cleveland	..03/14/96
73	at Cleveland	..02/06/96
74	vs. New Jersey	..04/14/06
74	vs. New York	..01/30/04
74	vs. New Jersey	..03/18/03
74	at Philadelphia	..12/04/99
74	vs. Miami	..11/05/97
75	at New Jersey	..03/13/03
75	at Golden State	..02/13/02
75	at Toronto	..11/07/00
75	at Washington	..02/21/99
75	vs. Cleveland	..02/08/95
75	vs. Golden State	..10/15/71

*Denotes Shot-Clock Non-Existent

OPPONENTS HIGHS

NO.	OPPONENT	DATE
160	at Detroit	..03/09/79
150	at Philadelphia	..03/06/70
149	at San Antonio	..02/14/79
149	at Syracuse	..01/19/63
149	at Syracuse	..03/03/60
148*	Portland at Boston	..03/15/92
147	Baltimore at Boston	..03/17/68
146	at Atlanta	..02/15/70
145	at Washington	..04/04/79
145	vs. Syracuse at Providence	..01/05/60

*Denotes Double-Overtime Period

OPPONENTS LOWS

NO.	OPPONENT	DATE
38*	Washington at Boston	..01/16/47
43*	Pittsburgh at Boston	..01/23/47
44*	at Pittsburgh	..12/02/46
46*	at New York	..01/25/47
48*	New York at Boston	..02/06/47
49*	Toronto at Boston	..11/16/46
57	vs. Milwaukee at Providence	..02/27/55
58	Denver at Boston	..01/24/03
59	New York at Boston	..11/29/07
62	Miami at Boston	..03/30/08
62	Miami at Boston	..02/04/03
63	at Sacramento	..12/28/08
65	Philadelphia at Boston	..03/28/04
65	New Orleans at Boston	..03/12/03
65	Miami at Boston	..04/10/02
65	at Miami	..11/15/88
67	Cleveland at Boston	..02/08/95
69	at Sacramento	..12/26/07
69	New Jersey at Boston	..11/14/07
69	Indiana at Boston	..02/26/03
69	at Chicago	..11/06/02
69	at Toronto	..12/02/01
70	Cleveland at Boston	..12/02/07
70	Cleveland at Boston	..03/20/02
71	vs. Indiana	..12/14/05
71	at Detroit	..03/15/03
71	at Chicago	..04/23/99
71	Cleveland at Boston	..04/17/98
72	LA Clippers at Boston	..03/07/03
72	Washington at Boston	..03/09/01
72	at Cleveland	..11/28/00
73	at New York	..11/06/04
73	Cleveland at Boston	..02/06/99
73	at Washington	..11/02/85
74	vs. Sacramento	..01/27/06
74	vs. Charlotte	..11/12/04
74	Seattle at Boston	..02/05/03
74	Chicago at Boston	..03/10/00
74	New York at Boston	..11/12/99
74	New York at Boston	..02/25/86
75	Toronto at Boston	..02/27/04
75	Miami at Boston	..10/29/03
75	Minneapolis at Boston	..11/11/55

*Denotes Shot-Clock Non-Existent

In the categories listed as Celtics Lows and Opponents Lows, there are additional figures in between the non-shot clock and shot-clock figures shown; thus, the Celtics 62 points vs. Milwaukee isn't to be interpreted as their sixth lowest scoring effort.

BIGGEST WINS BY TEAM

(VS. CURRENT FRANCHISES)

BIGGEST LOSSES BY TEAM

MARGIN/SCORE	DATE	H/A	TEAM	MARGIN/SCORE	DATE	H/A
32/138-106	..01/06/65	H	..Atlanta	32/85-117	..02/28/78	..A
23/101-78	..04/05/08	A	..Charlotte	12/83-95	..01/09/08	..A
30/137-107	..03/20/88	H	..Chicago	34/85-119	..03/11/92	..A
30/104-74	..03/10/00	H	..Chicago			
35/123-88	..12/09/72	H	..Cleveland	31/76-107	..04/12/09	..A
24/124-100	..01/25/09	H	..Dallas	26/82-108	..03/29/02	..A
38/114-76	..02/23/09	A	..Denver	29/98-127	..01/06/79	..A
44/150-106	..12/24/60	H	..Detroit	52/66-118	..01/31/03	..H
51/153-102	..03/07/62	H	..Golden State	38/106-144	..12/31/70	..H
39/142-103	..11/10/71	A	..Houston	35/84-119	..02/18/93	..A
31/133-102	..11/05/86	H	..Indiana	31/71-102	..11/22/93	..H*
31/125-94	..01/25/85	H	..Indiana			
35/119-84	..01/09/89	H	..LA Clippers	18/104-122	..02/27/74	..H**
44/119-75	..11/11/55	H	..LA Lakers	37/104-141	..02/11/68	..H
33/131-98	..01/31/96	H	..Memphis	11/98-87	..11/26/00	..H
30/117-87	..01/29/08	A	..Miami	31/80-111	..12/11/93	..A
36/132-96	..02/26/88	H	..Milwaukee	36/88-124	..11/07/92	..A
33/115-82	..02/05/95	H	..Minnesota	25/85-110	..01/30/06	..A
37/127-90	..04/08/88	H	..New Jersey	36/81-117	..12/25/02	..A
37/116-79	..10/31/79	A	..New Jersey			
26/128-102	..04/12/92	A	..New Orleans	25/111-136	..04/09/97	..A
45/104-59	..11/29/07	H	..New York	37/89-126	..10/28/70	..H
47/139-92	..11/20/68	A	..Oklahoma City	39/85-124	..12/29/95	..A
42/144-102	..01/30/91	H	..Orlando	35/87-122	..03/28/00	..A
37/124-87	..12/20/87	H	..Philadelphia	42/96-138	..10/29/66	..A
32/130-98	..11/17/68	A	..Phoenix	31/100-131	..02/12/97	..A
25/126-101	..11/26/80	H	..Portland	44/84-128	..01/04/77	..A
45/108-83	..12/28/08	A	..Sacramento	32/63-95	..11/13/48	..A
41/132-91	..03/03/93	H	..San Antonio	30/119-149	..02/14/79	..A
28/136-108	..04/12/96	H	..Toronto	31/94-125	..04/20/97	..H
42/132-90	..02/24/82	H	..Utah	20/89-109	..02/16/87	..A
46/153-107	..11/27/70	H	..Washington	45/69-114	..10/31/02	..A

*Hartford

** Providence

MARGINS OF VICTORY

NO.	OPPONENT	DATE	SCORE
51vs. Philadelphia	..03/07/62	153-102
49vs. San Francisco	..03/09/69	138-89
48at San Francisco	..01/05/69	134-86
47at Seattle	..11/20/68	139-92
46vs. Baltimore	..11/27/70	153-107
45at Sacramento	..12/28/08	108-63
45vs. New York	..11/29/07	104-59
44vs. Golden State	..11/21/84	135-91
44vs. Chicago	..01/13/63	143-99
44vs. Detroit	..12/24/60	150-106
44vs. Minneapolis	..11/11/55	119-75
44vs. Baltimore	..01/11/53	131-87
42vs. Orlando	..01/30/91	144-102
42vs. Utah	..02/24/82	132-90
42vs. Baltimore	..01/23/52	117-75
41vs. San Antonio	..03/03/93	132-91
41at Detroit	..11/07/81	129-88

MARGINS OF DEFEAT

52vs. Detroit	..01/31/03	66-118
45at Washington	..10/31/02	69-114
44at Portland	..01/04/77	84-128
43at Detroit	..03/09/79	117-160
42at Washington	..04/17/94	100-142
42at Philadelphia	..10/29/66	96-138
41at Syracuse	..03/03/60	108-149
40at Baltimore	..02/27/66	92-132
39at Seattle	..12/29/95	85-124
39vs. Baltimore	..01/09/70	103-142
38vs. San Francisco	..12/31/70	106-144
37vs. New York	..10/28/70	89-126
37vs. Los Angeles	..02/11/68	104-141
36at New Jersey	..12/25/02	81-117
36at Milwaukee	..11/07/92	88-124
35at Orlando	..03/28/00	87-122
35at New York	..02/01/94	79-114
35at Houston	..02/18/93	84-119
35vs. Los Angeles	..03/16/69	73-108
35at Syracuse	..11/18/59	103-138
35at Washington	..01/03/48	60-95
34at Chicago	..03/11/92	85-119
34at Syracuse	..12/13/53	74-108

YEAR	GAMES	ATTENDANCE	AVERAGE
1946-47	30	108,240	3,608
1947-48	24	90,264	3,761
1948-49	29	144,275	4,975
1949-50	26	110,552	4,252
1950-51	32	197,888	6,184
1951-52	29	160,167	5,523
1952-53	24	161,808	6,742
1953-54	21	156,912	7,472
1954-55	25	175,675	7,027
1955-56	26	209,645	8,064
1956-57	25	262,918	10,517
1957-58	29	240,943	8,308
1958-59	30	244,642	8,165
1959-60	27	209,374	7,755
1960-61	28	201,569	7,199
1961-62	28	191,855	6,852
1962-63	30	262,581	8,753
1963-64	30	223,347	7,445
1964-65	30	246,529	8,318
1965-66	31	246,189	7,941
1966-67	31	322,690	10,409
1967-68	37	320,788	8,670
1968-69	36	322,130	8,948
1969-70	37	277,632	7,504
1970-71	39	313,768	8,045
1971-72	41	346,701	8,456
1972-73	39	423,234	10,852
1973-74	32	355,261	11,102
1974-75	34	452,421	13,307
1975-76	36	484,039	13,446
1976-77	35	453,672	12,962
1977-78	36	437,937	12,165
1978-79	41	417,926	10,193
1979-80	39	565,105	14,490
1980-81	36	536,883	14,913
1981-82	38	582,160	15,320
1982-83	38	582,160	15,320
1983-84	38	565,820	14,890
1984-85	38	565,820	14,890
1985-86	38	565,820	14,890
1986-87	38	565,820	14,890
1987-88	38	565,820	14,890
1988-89	38	565,820	14,890
1989-90	38	565,820	14,890
1990-91	38	565,820	14,890
1991-92	38	565,820	14,890
1992-93	38	565,820	14,890
1993-94	38	565,820	14,890
1994-95	38	565,820	14,890
1995-96	41	732,841	17,874
1996-97	41	664,022	16,196
1997-98	41	743,422	18,132
1998-99	25	440,602	17,624
1999-00	41	683,506	16,671
2000-01	41	629,201	16,437
2001-02	41	659,751	16,091
2002-03	41	709,049	17,294
2003-04	41	664,248	16,201
2004-05	41	656,081	16,002
2005-06	41	692,873	16,899
2006-07	41	690,576	16,843
2007-08	41	763,584	18,624
2008-09	41	763,584	18,624

CELTICS					OPPONENTS			
PLAYER	DATE	SITE	PTS	TEAM	PLAYER	DATE	SITE	PTS
Larry Bird	03/12/85	New Orleans	60	Atlanta	Dominique Wilkins	02/03/87	Atlanta	54
Pierce/Szczerbiak	11/08/06	Charlotte	35	Charlotte	Jason Richardson	01/09/08	Boston	34
Larry Bird	04/21/88	Boston	44	Chicago	Michael Jordan	11/09/88	Boston	52
Paul Pierce	02/15/06	Boston	50	Cleveland	Brad Daugherty	04/15/88	Cleveland	44
Larry Bird	03/10/86	Dallas	50	Dallas	Jim Jackson	12/15/94	Dallas	40
Paul Pierce	01/24/03	Boston	45	Denver	Kiki Vandeweghe	12/30/82	Denver	40
				Denver	Kiki Vandeweghe	02/05/82	Boston	40
Kevin McHale	03/03/85	Boston	56	Detroit	George Yardley	01/15/58	Boston	51
Larry Bird	01/02/88	Oakland	41	Golden State	Wilt Chamberlain	01/14/62	Boston	62
Larry Bird	03/17/85	Boston	48	Houston	Hakeem Olajuwon	01/18/96	Houston	51
Larry Bird	03/30/83	Boston	53	Indiana	Reggie Miller	02/26/96	Boston	39
John Havlicek	11/30/70	Philadelphia	38	LA Clippers	Bob McAdoo	02/22/74	Buffalo	52
Ed Macauley	03/06/53	Boston	46	LA Lakers	Elgin Baylor	11/08/59	Minneapolis	64
Antoine Walker	03/15/02	Memphis	38	Memphis	Bryant Reeves	01/15/98	Boston	41
Reggie Lewis	04/12/91	Boston	42	Miami	Alonzo Mourning	02/03/96	Miami	45
Larry Bird	04/12/85	Boston	47	Milwaukee	Kareem Abdul-Jabbar	12/10/71	Milwaukee	55
Paul Pierce	12/20/02	Minnesota	42	Minnesota	Tony Campbell	02/02/90	Minnesota	44
Paul Pierce	01/15/01	Minnesota	42	Minnesota				
Paul Pierce	12/01/01	New Jersey	48	New Jersey	Mike Newlin	12/16/79	New Jersey	52
Larry Bird	11/14/90	Boston	45	New Orleans	Glen Rice	03/06/97	Charlotte	48
Larry Bird	04/12/87	Boston	47	New York	Patrick Ewing	03/24/90	New York	51
				New York	Richie Guerin	02/14/62	New York	51
Larry Bird	03/16/90	Orlando	46	Orlando	Tracy McGrady	01/16/04	Orlando	44
Tom Heinsohn	12/25/61	Syracuse	45	Philadelphia	Hal Greer	02/21/64	Philadelphia	50
Danny Ainge	12/09/88	Boston	45	Philadelphia	Dolph Schayes	02/01/59	Boston	50
Larry Bird	02/15/88	Phoenix	49	Phoenix	Shawn Marion	02/22/06	Phoenix	44
Larry Bird	03/15/92	Boston	49	Portland	Maurice Lucas	01/12/79	Boston	46
Antoine Walker	01/17/01	Sacramento	47	Sacramento	Jack Twyman	11/11/59	Boston	49
Robert Parish	02/17/81	San Antonio	40	San Antonio	George Gervin	02/17/81	San Antonio	49
Larry Bird	03/20/87	Boston	42	Seattle	Bob Rule	12/26/69	Seattle	41
John Havlicek	02/06/72	Boston	42	Seattle				
John Havlicek	12/26/69	Seattle	42	Seattle				
Paul Pierce	01/12/09	Toronto	39	Toronto	Acie Earl	04/12/96	Boston	40
Larry Bird	12/20/89	Boston	40	Utah	Pete Maravich	01/18/77	New Orleans	44
Antoine Walker	01/07/98	Washington	49	Washington	Walt Bellamy	12/17/63	New York	45
Larry Bird	01/27/88	Boston	49	Washington				

TEAM STATISTICAL LEADERS

TRADITION

SEASON	PLAYERS (GAMES)	MINUTES	FG MADE	FT MADE	ASSISTS	REBOUNDS	POINTS	PPG
1946-47	C. Simmons, J. Simmons (60)	Unrecorded	C. Simmons 246	C. Simmons 128	C. Simmons 62	Unrecorded	C. Simmons 620	C. Simmons 10.3
1947-48	Riebe, Spector (48)	Unrecorded	Sadowski 308	Sadowski 294	Sadowski 74	Unrecorded	Sadowski 910	Sadowski 19.4
1948-49	Ehlers, Spector (59)	Unrecorded	Stump 195	Seminoff 151	Seminoff 229	Unrecorded	Ehlers 514	Ehlers 8.7
1949-50	Hertzberg (68)	Unrecorded	Hertzberg 235	Leede 223	Seminoff 249	Unrecorded	Hertzberg 693	Kinney 11.1
1950-51	Cousy (69)	Unrecorded	Macaulley 459	Macaulley 466	Cousy 341	Macaulley 616	Macaulley 1384	Macaulley 20.4
1951-52	Cousy, Macaulley, Donham, Cooper, Harris, Brannum (66)	Cousy 2,681	Cousy 512	Macaulley 496	Cousy 441	Harris 531	Cousy 1,433	Cousy 21.7
1952-53	Cousy, Sharman, Brannum, Donham (71)	Cousy 2,945	Cousy 464	Macaulley 500	Cousy 547	Macaulley 629	Cousy 1,407	Macaulley 20.3
1953-54	Cousy (72)	Cousy 2,857	Cousy 486	Macaulley 420	Cousy 518	Macaulley 571	Cousy 1,383	Cousy 19.2
1954-55	Barksdale (72)	Cousy 2,747	Cousy 522	Cousy 460	Cousy 557	Macaulley 600	Cousy 1,504	Cousy 21.2
1955-56	Sharman, Cousy, Barrett (72)	Cousy 2,767	Sharman 538	Cousy 476	Cousy 642	Nichols 625	Sharman 1,434	Sharman 19.9
1956-57	Heinsohn (72)	Sharman 2,403	Sharman 516	Sharman 381	Cousy 478	Russell 945	Sharman 1,413	Sharman 21.1
1957-58	Tsiropoulos, Phillip (70)	Russell 2,640	Sharman 550	Ramsey 385	Cousy 463	Russell 1,564	Sharman 1,402	Sharman 22.3
1958-59	Sharman, Ramsey (72)	Russell 2,979	Sharman 562	Sharman 342	Cousy 557	Russell 1,612	Sharman 1,466	Sharman 20.4
1959-60	Heinsohn, Cousy (75)	Russell 3,146	Heinsohn 673	Cousy 319	Cousy 715	Russell 1,778	Heinsohn 1,629	Heinsohn 21.7
1960-61	Ramsey (79)	Russell 3,458	Heinsohn 627	Cousy 352	Cousy 587	Russell 1,868	Heinsohn 1,579	Heinsohn 21.3
1961-62	Sanders, K.C. Jones (80)	Russell 3,433	Heinsohn 692	Heinsohn 358	Cousy 584	Russell 1,790	Heinsohn 1,742	Heinsohn 22.1
1962-63	Havlicek, Sanders (80)	Russell 3,500	Sam Jones 621	Sam Jones 340	Cousy 515	Russell 1,845	Sam Jones 1,499	Sam Jones 19.7
1963-64	Havlicek, Sanders, K.C. Jones (80)	Russell 3,482	Havlicek 640	Havlicek 315	K.C. Jones 407	Russell 1,930	Havlicek 1,595	Havlicek 19.9
1964-65	Sam Jones, Sanders (80)	Russell 3,466	Sam Jones 821	Sam Jones 428	K.C. Jones 457	Russell 1,878	Sam Jones 2,070	Sam Jones 25.9
1965-66	K.C. Jones (80)	Russell 3,386	Sam Jones 626	Sam Jones 325	K.C. Jones 403	Russell 1,779	Sam Jones 1,577	Sam Jones 23.5
1966-67	Havlicek, Howell, Russell, Sanders (81)	Russell 3,297	Havlicek 684	Havlicek 365	Russell 472	Russell 1,700	Havlicek 1,733	Havlicek 21.4
1967-68	Havlicek, Howell, Nelson (82)	Russell 2,958	Havlicek 666	Havlicek 368	Havlicek 384	Russell 1,451	Havlicek 1,700	Sam Jones 21.3
1968-69	Havlicek, Sanders, Nelson (82)	Russell 3,291	Havlicek 692	Havlicek 387	Havlicek 441	Russell 1,484	Havlicek 1,771	Havlicek 21.6
1969-70	Nelson, Howell (82)	Havlicek 3,369	Havlicek 736	Havlicek 488	Havlicek 550	Havlicek 635	Havlicek 1,960	Havlicek 24.2
1970-71	Kuberski, Nelson (82)	Havlicek 3,678	Havlicek 892	Havlicek 554	Havlicek 607	Covens 1,216	Havlicek 2,338	Havlicek 28.9
1971-72	Havlicek, Sanders, Nelson (82)	Havlicek 3,698	Havlicek 897	Havlicek 458	Havlicek 614	Covens 1,203	Havlicek 2,252	Havlicek 27.5
1972-73	Covens, White (82)	Covens 3,425	Havlicek 766	Havlicek 370	Havlicek 529	Covens 1,329	Havlicek 1,902	Havlicek 23.8
1973-74	White, Silas, Nelson, Westphal (82)	Covens 3,352	Havlicek 685	Havlicek 346	White 448	Covens 1,257	Havlicek 1,716	Havlicek 22.6
1974-75	Havlicek, White, Silas, Westphal, Chaney (82)	White 3,220	White 658	Havlicek 289	White 458	Silas 1,025	Havlicek 1,573	Covens 20.4
1975-76	White, Scott (82)	White 3,257	White 670	Havlicek 281	White 445	Covens 1,246	White 1,552	Covens 19.0
1976-77	White, Wicks (82)	White 3,333	White 638	White 333	White 492	Wicks 824	White 1,609	White 19.6
1977-78	Havlicek (82)	Covens 3,215	Covens 598	Bing 244	Covens 351	Covens 1,078	Covens 1,435	Covens 18.6
1978-79	Judkins (81)	Maxwell 2,969	Ford 525	Maxwell 574	Ford 369	Maxwell 791	Maxwell 1,518	Maxwell 19.3
1979-80	Bird, Robey, Carr (82)	Bird 2,955	Bird 695	Maxwell 436	Archibald 671	Bird 852	Bird 1,745	Bird 21.3
1980-81	Bird, Parish, McHale, Robey, Henderson (82)	Bird 3,239	Bird 719	Maxwell 352	Archibald 618	Bird 895	Bird 1,741	Bird 21.2
1981-82	Maxwell, Henderson (82)	Bird 2,923	Bird 711	Maxwell 357	Archibald 541	Parish 866	Bird 1,761	Bird 22.9
1982-83	McHale, Henderson (82)	Bird 2,982	Bird 747	Bird 351	Bird 458	Bird 870	Bird 1,867	Bird 23.6
1983-84	McHale (82)	Bird 3,028	Bird 758	Bird 374	Bird 520	Parish 857	Bird 1,908	Bird 24.2
1984-85	Bird, Johnson (80)	Bird 3,161	Bird 918	Bird 403	Johnson 545	Bird 842	Bird 2,295	Bird 28.7
1985-86	Bird, Sichting (82)	Bird 3,113	Bird 796	Bird 441	Bird 557	Bird 805	Bird 2,115	Bird 25.8
1986-87	Parish (80)	McHale 3,060	McHale 790	McHale 428	Johnson 594	Parish 851	Bird 2,076	Bird 28.1
1987-88	Ainge (81)	Ainge 3,018	Bird 881	Bird 415	Johnson 598	Bird 705	Bird 2,275	Bird 29.9
1988-89	Shaw (82)	McHale 2,876	McHale 661	McHale 436	Johnson, Shaw 472	Parish 996	McHale 1,758	McHale 22.5
1989-90	McHale (82)	Bird 2,944	Bird 718	McHale 395	Bird 562	Parish 796	Bird 1,820	Bird 24.3
1990-91	Gamble, Brown (82)	Bird 2,878	Lewis 598	Lewis 281	Shaw 602	Parish 856	Lewis 1,478	Bird 19.4
1991-92	Gamble, Lewis (82)	Lewis 3,070	Lewis 703	Lewis 292	Bugley 480	Parish 703	Lewis 1,703	Lewis 20.8
1992-93	Gamble, McDaniel (82)	Lewis 3,144	Lewis 663	Lewis 326	Douglas 508	Parish 740	Lewis 1,666	Lewis 20.8
1993-94	McDaniel, Fox (82)	Brown 2,867	Radja 491	Radja 226	Douglas 683	Radja 577	Radja 1,208	Brown 15.5
1994-95	Brown (79)	Brown 2,792	Wilkins 496	Wilkins 266	Douglas 446	Radja 573	Wilkins 1,370	Wilkins 17.8
1995-96	Wesley (82)	Fox 2,538	Radja 426	Wesley 217	Wesley 390	Radja 522	Fox 1,137	Radja 19.7
1996-97	Walker (82)	Wesley 2,991	Walker 576	Williams 528	Wesley 537	Walker 741	Walker 1,435	Walker 17.5
1997-98	Walker, McCarty (82)	Walker 3,268	Walker 722	Walker 305	Anderson 345	Walker 836	Walker 1,840	Walker 22.4
1998-99	Barros, Battie, Potapenko (50)	Pierce 1,632	Mercer 305	Pierce 139	Barros 208	Walker 359	Pierce 791	Walker 18.7
1999-00	Walker, Anderson (82)	Walker 3,003	Walker 648	Pierce 359	Anderson 420	Walker 652	Walker 1,680	Walker 20.5
2000-01	Pierce (82)	Walker 3,396	Walker 711	Pierce 550	Walker 445	Walker 719	Pierce 2,071	Pierce 25.3
2001-02	Pierce (82)	Walker 3,406	Pierce 707	Pierce 520	Walker 407	Walker 744	Pierce 2,144	Pierce 26.1
2002-03	McCarty, E. Williams (82)	Walker 3,235	Pierce 663	Pierce 604	Walker 373	Walker 578	Pierce 2,048	Pierce 25.9
2003-04	Blount (82)	Pierce 3,099	Pierce 602	Pierce 517	Pierce 410	Blount 589	Pierce 1,836	Pierce 23.0
2004-05	Blount, Davis, Pierce (82)	Pierce 2,960	Pierce 566	Pierce 549	Payton 469	LaFrenz 553	Pierce 1,769	Pierce 21.6
2005-06	LaFrenz (82)	Pierce 3,084	Pierce 689	Pierce 627	Pierce 375	Pierce 530	Pierce 2,116	Pierce 26.8
2006-07	Green (81)	Jefferson 2,319	Jefferson 453	Pierce 320	West 304	Jefferson 756	Pierce 1,173	Pierce 25.0
2007-08	Pierce (80)	Pierce 2,874	Pierce 504	Pierce 409	Rondo 393	Garnett 655	Pierce 1,570	Pierce 19.6
2008-09	Pierce, House (81)	Pierce 3,035	Pierce 540	Pierce 459	Rondo 659	Perkins 619	Pierce 1,658	Pierce 20.5

Points per game are based on minimum of 50 games played.

Each individual's top scoring efforts as Celtics are in green. Also, due to the lack of recorded information, players who scored 40, 41 or 42 points in 1966-67, 40 in 1967-68, and 40 in 1968-69 are not tabulated. Each asterisk (*) denotes an overtime period.

POINTS

TOTAL	PLAYER/OPPONENT	DATE	RESULT/SCORE
60	Larry Bird vs. Atlanta (at New Orleans)	03/12/85	W/126-115
56	Kevin McHale vs. Detroit	03/03/85	W/138-129
53	Larry Bird vs. Indiana	03/30/83	W/142-116
51	Sam Jones at Detroit	10/29/65	L/106-108
50	Paul Pierce vs. Cleveland	02/15/06	**L/109-113
50	Larry Bird vs. Atlanta	11/10/89	W/117-106
50	Larry Bird at Dallas	03/10/86	L/115-116
49	Antoine Walker at Washington	01/07/98	L/108-110
49	Larry Bird vs. Portland	03/15/92	** W/152-148
49	Larry Bird at Phoenix	02/15/88	W/107-106
49	Larry Bird vs. Washington	01/27/88	W/106-100
48	Paul Pierce at New Jersey	12/01/01	* W/105-98
48	Larry Bird vs. Houston	03/17/85	W/134-120
48	Larry Bird vs. Portland	01/27/85	W/128-127
48	Larry Bird vs. Atlanta	12/09/84	W/128-127
47	Antoine Walker at Sacramento	01/17/01	L/106-111
47	Larry Bird at Washington	11/07/87	** W/140-139
47	Larry Bird vs. New York	04/12/87	W/119-107
47	Larry Bird at Portland	02/14/86	* W/120-119
47	Larry Bird vs. Detroit	11/27/85	W/132-124
47	Larry Bird vs. Milwaukee	04/12/85	* L/113-115
46	Paul Pierce at New York	11/02/02	W/117-107
46	Larry Bird at Orlando	03/16/90	W/130-127
46	Bob Cousy vs. New York	02/07/60	L/135-142
46	Ed Macauley vs. Minneapolis	03/06/53	W/100-85
45	Paul Pierce vs. Denver	01/24/03	W/77-58
45	Larry Bird vs. Charlotte	11/14/90	W/135-126
45	Danny Ainge vs. Philadelphia	12/09/88	W/121-107
45	Larry Bird at Indiana	02/24/85	W/113-100
45	Larry Bird at Phoenix	02/13/80	L/134-135
45	Tom Heinsohn at Syracuse	12/25/61	W/127-122
44	Paul Pierce at New Jersey	03/22/01	W/113-98
44	Larry Bird vs. Chicago	04/21/88	W/126-119
44	Larry Bird vs. Portland	02/24/88	W/113-112
44	Larry Bird at Houston	02/09/88	L/120-129
44	Sam Jones at New York	02/13/65	L/113-123
44	Sam Jones at Syracuse	03/12/61	* W/136-134
44	Bill Sharman vs. New York	12/26/57	W/120-110
43	Paul Pierce at Seattle	12/26/05	L/111-118
43	Paul Pierce at Chicago	12/02/05	L/102-106
43	Antoine Walker vs. New Jersey	04/05/98	L/104-117
43	Dominique Wilkins at Houston	12/17/94	W/112-109
43	Larry Bird vs. Denver	12/05/90	W/148-140
43	Larry Bird vs. New Jersey	04/04/90	W/125-106
43	Larry Bird vs. Portland	02/25/87	W/122-116
43	Larry Bird vs. Cleveland (at Hartford)	03/18/86	W/126-96
43	John Havlicek vs. Milwaukee	03/08/70	L/134-138
43	John Havlicek vs. Baltimore (at New York)	12/17/63	W/131-114
43	Tom Heinsohn vs. Detroit	01/21/62	L/120-124
43	Tom Heinsohn vs. New York	01/20/60	W/144-126
43	Tom Heinsohn vs. Minneapolis	02/27/59	W/173-139

POINTS

TOTAL	PLAYER/OPPONENT	DATE	RESULT/SCORE
42	Paul Pierce vs. Minnesota	12/20/02	W/108-99
42	Antoine Walker at New York	12/11/01	W/102-93
42	Paul Pierce at Phoenix	03/15/01	W/105-101
42	Paul Pierce at LA Lakers	03/13/01	L/107/112
42	Paul Pierce at Minnesota	01/15/01	W/107-102
42	Reggie Lewis at Miami	04/12/91	W/119-109
42	Larry Bird vs. Indiana	11/11/87	W/120-106
42	Larry Bird vs. Seattle	03/20/87	W/112-108
42	Kevin McHale at New York	03/05/85	W/110-102
42	Larry Bird vs. Philadelphia	11/09/84	W/130-119
42	Bob McAdoo at Cleveland	03/27/79	L/109-111
42	John Havlicek vs. Seattle	02/06/72	W/128-123
42	John Havlicek at Seattle	12/26/69	*** W/122-112
42	Tom Heinsohn vs. Chicago	02/11/62	W/148-115
42	Bob Cousy vs. Baltimore (at Worcester)	02/22/54	W/111-110
42	Bill Sharman vs. Baltimore (at Philadelphia)	12/11/52	W/94-88
41	Paul Pierce at Cleveland	12/13/03	W/105-98
41	Paul Pierce vs. Miami	04/11/01	L/97-102
41	Paul Pierce at Atlanta	03/27/01	* W/115-112
41	Paul Pierce vs. Orlando	11/24/00	* W/103-98
41	Todd Day vs. Minnesota	12/22/95	W/114-113
41	Dee Brown at Chicago	03/28/95	W/126-115
41	Dee Brown at Phoenix	02/21/95	W/129-121
41	Larry Bird vs. Philadelphia	03/11/90	W/107-105
41	Larry Bird vs. New York	01/06/88	W/117-108
41	Larry Bird vs. Golden State	01/02/88	W/115-110
41	Larry Bird at Chicago	03/27/87	* W/111-106
41	Larry Bird at Atlanta	01/18/86	W/125-122
41	Larry Bird vs. Portland	12/02/83	W/115-106
41	Larry Bird vs. Detroit	03/02/80	W/118-115
41	Jojo White vs. Kansas City	03/20/77	* W/118-110
41	John Havlicek vs. New York	03/12/72	W/112-109
41	John Havlicek vs. Phoenix (at Baltimore)	11/18/69	W/120-119
41	John Havlicek at Milwaukee	12/03/68	W/137-115
41	John Havlicek vs. San Francisco	02/28/68	W/135-110
41	John Havlicek at Los Angeles	11/17/65	L/115-125
41	Bill Sharman vs. Minneapolis	12/21/57	W/140-119
41	Tom Heinsohn at St. Louis	03/05/57	L/102-104
40	Paul Pierce vs. Phoenix	02/01/06	L/94-103
40	Paul Pierce vs. Sacramento	04/04/03	L/92-93
40	Paul Pierce at Philadelphia	01/20/03	W/100-99
40	Paul Pierce at Detroit	02/02/01	W/102-95
40	Dee Brown at Chicago	04/22/94	W/104-94
40	Larry Bird vs. Miami	04/12/90	W/139-118
40	Larry Bird vs. Utah	12/20/89	W/113-109
40	Larry Bird vs. Seattle	12/13/89	W/109-97
40	Larry Bird at Portland	02/19/88	W/124-104
40	Larry Bird vs. Denver	12/09/87	L/119-124
40	Larry Bird vs. New Jersey	03/22/87	W/116-104
40	Larry Bird vs. Atlanta	01/23/87	W/126-106
40	Larry Bird vs. New Jersey	03/30/86	W/122-117
40	Larry Bird at Denver	02/20/85	L/129-132
40	Larry Bird at Dallas	11/27/84	W/114-99
40	Larry Bird vs. Detroit	01/10/82	W/134-124
40	Robert Parish at San Antonio	02/17/81	W/128-116
40	John Havlicek vs. Portland	11/06/74	W/128-110
40	John Havlicek at Atlanta	01/15/72	W/122-106
40	Don Nelson vs. San Diego	02/25/70	W/147-124
40	Sam Jones vs. Detroit (at Fort Wayne)	12/27/64	W/112-106
40	John Havlicek vs. Cincinnati	02/02/64	* L/117-119
40	Tom Heinsohn at Syracuse	01/03/60	L/113-114
40	Bob Cousy vs. Philadelphia (at White Plains)	03/08/55	W/112-103

FIELD GOALS MADE

22	Larry Bird vs. New York	.04/12/87
22	Larry Bird vs. Atlanta (at New Orleans)	.03/12/85
22	Kevin McHale vs. Detroit	.05/03/85
21	Antoine Walker at Washington	.01/07/98
21	Larry Bird at Portland	* 02/14/86
21	Larry Bird vs. Indiana	.03/30/83
21	Sam Jones at Detroit	.10/29/65
20	Danny Ainge vs. Philadelphia	.12/09/88
20	Larry Bird vs. Washington	.01/27/98
20	Larry Bird vs. Atlanta	.12/09/84

ASSISTS

28	Bob Cousy vs. Minneapolis	.02/27/59
23	Nate Archibald vs. Denver	.02/05/82
22	Sherman Douglas at Philadelphia	.04/03/94
21	Sherman Douglas vs. Sacramento	.12/08/93
21	Bob Cousy vs. St. Louis	.12/21/60
19	Nate Archibald at San Antonio	.10/23/79
19	Bob Cousy vs. Cincinnati	.02/19/63
19	Bob Cousy vs. Syracuse	.11/24/56

STEALS

9	Larry Bird at Utah	.02/18/85
9	Paul Pierce vs. Miami	.12/03/00
8	Larry Bird vs. New Jersey	.01/03/86
8	Larry Bird at New Jersey	* 10/25/85

FREE THROWS MADE

20	Paul Pierce at New York	.11/02/02
20	Nate Archibald vs. Chicago	.01/16/80
19	Cedric Maxwell vs. New Jersey	.01/14/79
19	John Havlicek vs. Seattle	.02/06/70
19	Frank Ramsey at Detroit	.12/03/57
19	Bill Sharman at Philadelphia	.03/08/56

REBOUNDS

51	Bill Russell vs. Syracuse	.02/05/60
49	Bill Russell vs. Detroit (at Providence)	.03/11/65
49	Bill Russell vs. Philadelphia	.11/16/57
43	Bill Russell vs. Los Angeles	.01/20/63
41	Bill Russell vs. San Francisco	.03/14/65
41	Bill Russell vs. Syracuse	.02/12/58
40	Bill Russell vs. Philadelphia	.02/12/61
40	Bill Russell vs. Cincinnati	* 12/12/58

BLOCKS

9	Kevin McHale at Chicago	.01/21/83
9	Kevin McHale at New Jersey	.04/16/82
9	Robert Parish vs. Atlanta	.03/17/82
8	Kevin McHale vs. Sacramento	.01/09/87

* Overtime Period

POINTS

TOTAL	PLAYER/OPPONENT	DATE
64	Elgin Baylor/at Minneapolis.....	11/08/59
62	Wilt Chamberlain/Philadelphia at Boston	01/14/62
55	Kareem Abdul-Jabbar/at Milwaukee	12/10/71
54	Dominique Wilkins/at Atlanta.....	02/03/87
53	Lew Alcindor/Milwaukee at Boston	01/27/71
53	Wilt Chamberlain/at Philadelphia.....	01/27/62
53	Wilt Chamberlain/Philadelphia vs. Boston (at NY).....	02/23/60
52	Michael Jordan/Chicago at Boston	11/09/88
52	Mike Newlin/at New Jersey	12/16/79
52	Bob McAdoo/at Buffalo	02/22/74
52	Wilt Chamberlain/Philadelphia at Boston	12/13/61
52	Bob Pettit/at St. Louis	01/20/59
51	Hakeem Olajuwon/at Houston.....	01/18/96
51	Patrick Ewing/at New York	03/24/90
51	Kareem Abdul-Jabbar/Milwaukee at Boston	02/13/72
51	Richie Guerin/at New York	02/14/62
51	George Yardley/Detroit at Boston	01/15/58
50	Michael Jordan/at Chicago	03/18/88
50	Rick Barry/San Francisco vs. Boston (at Oakland)	02/14/67
50	Hal Greer/at Philadelphia	02/21/64
50	Elgin Baylor/Los Angeles at Boston	02/13/63
50	Wilt Chamberlain/San Francisco at Boston	01/30/63
50	Wilt Chamberlain/Philadelphia at Boston	01/28/62
50	Dolph Schayes/Syracuse at Boston (OT)	* 02/01/59

FIELD GOALS MADE

27	Wilt Chamberlain/Philadelphia at Boston	01/14/62
25	Wilt Chamberlain/Philadelphia vs. Boston (at NY).....	02/23/60
25	Elgin Baylor/at Minneapolis.....	11/08/59
23	Kareem Abdul-Jabbar/at Milwaukee	12/10/71
23	Richie Guerin/at New York	02/14/62

FREE THROWS MADE

22	Richie Guerin/New York at Boston	02/11/61
21	Gilbert Arenas/at Washington	04/05/05
20	Lew Alcindor/Milwaukee at Boston	03/08/70

ASSISTS

25	Kevin Porter/at Detroit	03/09/79
21	Magic Johnson/LA Lakers at Boston	12/15/89
21	Clem Haskins/Chicago at Boston (OT)	* 12/06/69
20	Kevin Porter/at Detroit	11/20/76
20	Bob Davies/at Rochester	01/22/55

REBOUNDS

55	Wilt Chamberlain/at Philadelphia.....	11/24/60
43	Wilt Chamberlain/at Philadelphia.....	03/06/65
43	Wilt Chamberlain/at Philadelphia.....	01/15/60
42	Wilt Chamberlain/at Los Angeles.....	03/07/69
42	Wilt Chamberlain/at Philadelphia.....	01/14/66

STEALS

9	Hersey Hawkins/at Philadelphia	01/25/91
9	Michael Jordan/Chicago at Boston	11/09/88
9	Calvin Murphy/at Houston	12/14/73
8	Michael Jordan/at Chicago.....	01/15/89
8	Randy Brown/Chicago at Boston.....	04/11/99
8	Bonzi Wells/at New Orleans	03/22/08

BLOCKS

12	Manute Bol/at Washington	03/26/87
11	Shawn Bradley/at New Jersey	12/21/96
10	Shawn Bradley/at New Jersey.....	04/19/96
10	Tree Rollins/at Atlanta	03/14/80

BOSTON'S HIGHS BY QUARTERS

1st.....	50vs. Denver02/05/82
2nd.....	46at San Francisco02/23/68 (unofficial)
3rd.....	49vs. Detroit at Providence02/10/60 (unofficial)
4th.....	54vs. San Diego02/25/70

BOSTON'S LOWS BY QUARTERS

1st.....	7at Milwaukee11/12/74 (unofficial)
2nd.....	6at New Jersey01/09/90
3rd.....	7at Seattle02/11/03
4th.....	8vs. Indiana at Hartford11/22/93

BOSTON'S HIGHS BY HALVES

1st.....	85vs. Denver12/30/82
	85vs. Denver02/05/82 (unofficial)
2nd.....	91vs. Detroit at Providence02/10/60
	91vs. Cincinnati11/11/59

BOSTON'S LOWS BY HALVES

1st.....	25vs. Cleveland02/08/95
2nd.....	25at Milwaukee05/18/99
	25vs. Milwaukee at Providence02/27/55

OPPONENTS HIGHS BY QUARTERS

1st.....	46at New Jersey02/08/00
	46at Phoenix03/09/79 (unofficial)
2nd.....	44vs. Denver02/05/82 (unofficial)
3rd.....	49at Cincinnati01/23/63 (unofficial)
4th.....	58vs. Buffalo10/20/72

OPPONENTS LOWS BY QUARTERS

1st.....	8vs. Orlando04/10/98
2nd.....	4at Cleveland11/28/00
3rd.....	8vs. Indiana11/06/96 (unofficial)
4th.....	9at Charlotte04/05/08
	9at New Jersey01/11/08
	9vs. New Jersey03/18/03
	9vs. Miami04/10/02
	9vs. New York02/26/99
	9at Miami11/15/88
	9at Golden State02/14/78
	9St. Louis12/26/64

OPPONENTS HIGHS BY HALVES

1st.....	80at Syracuse01/19/63 (unofficial)
2nd.....	88New York at Providence12/19/63 (unofficial)

OPPONENTS LOWS BY HALVES

1st.....	25vs. New Jersey04/14/06
	25Rochester at New York02/26/57
2nd.....	25at Golden State02/14/78
	25vs. St. Louis12/26/64

BOSTON'S HIGH AND LOW POINT GAMES

High.....	173vs. Minneapolis02/27/59
Low.....	62vs. Milwaukee at Providence02/27/55

OPPONENTS HIGH AND LOW POINT GAMES

High.....	160at Detroit03/09/79
Low.....	57Milwaukee at Providence02/27/55

TEAM SCORING

CELTICS:

1.	137 vs. Atlanta.....	04/14/04
2.	136 vs. Toronto.....	04/12/96
3.	131 vs. Vancouver.....	01/31/96
4.	129 vs. Charlotte.....	05/05/99 **

OPPONENTS:

1.	133 vs. Charlotte.....	05/05/99 **
2.	132 vs. Atlanta.....	04/14/04
3.	131 vs. New Jersey.....	12/01/95 *
4.	128 vs. Phoenix.....	01/28/05

TEAM REBOUNDING

CELTICS:

1.	65 vs. Milwaukee.....	03/08/00
2.	61 vs. Memphis.....	12/23/01
	61 vs. Toronto.....	12/11/96 ***
3.	60 vs. Seattle.....	01/21/00
	60 vs. New Jersey.....	03/17/96 **

OPPONENTS:

1.	62 vs. Milwaukee.....	02/07/01
	62 vs. Toronto.....	12/11/96 ***
2.	59 vs. Denver.....	12/10/00 *
3.	58 vs. Milwaukee.....	12/16/96

TEAM BLOCKS

CELTICS:

1.	12 vs. Denver.....	11/15/96
2.	11 vs. Milwaukee.....	11/07/08
	11 vs. Chicago.....	03/26/06
	11 vs. Utah.....	12/21/05
	11 vs. New York.....	11/02/05
	11 vs. Philadelphia.....	04/09/99

OPPONENTS:

1.	13 vs. Orlando.....	11/24/00 *
	13 vs. Minnesota.....	01/03/97
2.	12 vs. Utah.....	12/19/03
	12 vs. L.A. Lakers.....	11/27/96
	12 vs. Portland.....	01/03/96 *
3.	11 vs. Denver.....	12/15/04
	11 vs. Atlanta.....	11/22/02
	11 vs. New York.....	01/12/96

TEAM ASSISTS

CELTICS:

1.	40 vs. Chicago.....	02/19/08
	40 vs. Golden State.....	02/27/98
2.	34 vs. Charlotte.....	05/05/99 **
	34 vs. Dallas.....	02/04/98
	34 vs. Vancouver.....	01/31/96
3.	33 vs. Denver.....	12/08/99

OPPONENTS:

1.	35 vs. Sacramento.....	12/05/04
	35 vs. San Antonio.....	11/24/99
	35 vs. Washington.....	04/06/97
2.	33 vs. Seattle.....	11/22/96
3.	32 vs. San Antonio.....	01/18/04
	32 vs. Phoenix.....	11/28/97 *
	32 vs. Atlanta.....	03/09/97

INDIVIDUAL SCORING

CELTICS:

1.	50 Paul Pierce vs. Cleveland.....	02/15/06
2.	43 Paul Pierce vs. Chicago.....	12/02/05
	43 Antoine Walker vs. New Jersey.....	04/08/98
3.	41 Paul Pierce vs. Miami.....	04/11/01
	41 Paul Pierce vs. Orlando.....	11/24/00
	41 Todd Day vs. Minnesota.....	12/22/95

OPPONENTS:

1.	47 Allen Iverson (Philadelphia).....	01/25/02
2.	43 Kobe Bryant (LA Lakers).....	01/31/07
	43 Kobe Bryant (LA Lakers).....	03/20/06
	43 LeBron James (Cleveland).....	02/15/06
3.	42 Amare Stoudemire (Phoenix).....	01/28/05
4.	41 Bryant Reeves (Vancouver).....	01/15/98

INDIVIDUAL REBOUNDING

CELTICS:

1.	21 Mark Blount vs. Orlando.....	03/01/04
	21 Antoine Walker vs. Orlando.....	03/21/97
2.	20 Pervis Ellison vs. Charlotte.....	02/20/96
3.	19 Antoine Walker vs. New Jersey.....	12/20/00
	19 Antoine Walker vs. Milwaukee.....	03/08/00

OPPONENTS:

1.	22 Dikembe Mutombo (Philadelphia).....	03/11/01
2.	21 Shareef Abdur-Rahim (Vancouver).....	11/26/00
	21 Popeye Jones (Toronto).....	12/11/96
3.	20 Shaquille O'Neal (LA Lakers).....	12/20/99

INDIVIDUAL BLOCKS

CELTICS:

1.	7 Kendrick Perkins vs. Atlanta.....	04/03/09
	7 Kendrick Perkins vs. Milwaukee.....	11/07/08
	7 Tony Battie vs. Chicago.....	03/21/99
	7 Dimo Radja vs. Denver.....	11/15/96
2.	6 Kendrick Perkins vs. New York.....	04/09/06
	6 Pervis Ellison vs. Charlotte.....	02/20/96

OPPONENTS:

1.	8 Kevin Garnett (Minnesota).....	01/03/97
2.	7 Theo Ratliff (Atlanta).....	02/06/04
	7 Andrei Kirilenko (Utah).....	12/19/03
	7 Charles 'Bo' Outlaw (Orlando).....	11/24/00
	7 Theo Ratliff (Philadelphia).....	04/09/99
	7 Jim McIlvanie (Washington).....	04/10/96
	7 Shawn Bradley (New Jersey).....	03/17/96

INDIVIDUAL ASSISTS

CELTICS:

1.	17 Rajon Rondo vs. Indiana.....	02/27/09
	17 Rajon Rondo vs. Indiana.....	12/03/09
2.	10 Rajon Rondo vs. San Antonio.....	02/08/09

OPPONENTS:

1.	18 Rod Strickland (Portland).....	01/03/96
2.	15 Tim Hardaway (Miami).....	02/05/97
3.	14 Chris Paul (New Orleans).....	12/12/08
	14 Steve Nash (Phoenix).....	12/08/06
	14 Deron Williams (Utah).....	11/10/06
	14 Jalen Rose (Toronto).....	12/12/03
	14 Steve Nash (Dallas).....	12/18/00
	14 Jason Kidd (Phoenix).....	01/28/00
	14 Tim Hardaway (Miami).....	03/25/98

* Denotes number of overtimes played.

HOME ATTENDANCE (SELLOUT IS 18,624)

YEAR	TOT	AVG	LOW	SELLOUTS
1995-96	732,841	17,874	16,061 (Mil. 03/04/96)	11
1996-97	664,022	16,196	13,184 (Atl. 11/13/96)	6
1997-98	743,422	18,132	15,760 (Den. 11/12/97)	28
1998-99	440,602	17,624	15,364 (Atl. 04/14/99)	6
1999-00	683,506	16,671	14,115 (Cle. 01/03/00)	8
2000-01	629,201	15,346	11,551 (Van. 11/26/00)	6
2001-02	659,751	16,091	12,587 (Den. 12/05/01)	10

YEAR	TOT	AVG	LOW	SELLOUTS
2002-03	709,049	17,294	13,049 (Pho. 12/11/02)	19
2003-04	664,248	16,201	12,478 (Mem. 12/1/03)	12
2004-05	656,081	16,002	13,002 (N.O. 01/03/05)	11
2005-06	692,873	16,899	14,017 (G. St. 12/19/05)	18
2006-07	690,576	16,843	14,033 (Ind. 11/15/06)	9
2007-08	763,584	18,624		41
2008-09	763,584	18,624		41

1979-80

Archibald 80, Bird 82, Carr 7, Cowens 55, Ford 73, Henderson 2, Maravich 4, Maxwell 80, Robey 27.

1980-81

Archibald 72, Bird 82, Carr 7, Ford 75, Henderson 10, Maxwell 81, McHale 1, Parish 82.

1981-82

Ainge 1, Archibald 51, Bird 58, Bradley 1, Carr 27, Ford 53, Henderson 31, Maxwell 74, McHale 32, Parish 78, Robey 4.

1982-83

Ainge 76, Archibald 19, Bird 79, Bradley 5, Buckner 56, Henderson 9, Maxwell 71, McHale 13, Parish 76, Robey 6.

1983-84

Ainge 3, Bird 77, Carr 1, Henderson 78, Johnson 78, Kite 1, Maxwell 78, McHale 10, Parish 79, Wedman 5.

1984-85

Ainge 73, Bird 77, Buckner 6, Clark 3, Johnson 77, Kite 4, Maxwell 51, McHale 31, Parish 78, Wedman 5, Williams 5.

1985-86

Ainge 78, Bird 81, Carlisle 1, Johnson 78, Kite 2, McHale 62, Parish 80, Sichting 7, Walton 2, Wedman 19.

1986-87

Ainge 66, Bird 73, Daye 2, Johnson 78, Kite 1, McHale 77, Parish 80, Roberts II, Sichting 15, Vincent 5, Wedman 2.

1987-88

Acres 5, Ainge 81, Bird 75, Daye 8, Gilmore 4, Johnson 74, Lohaus 4, McHale 63, Minniefield 6, Parish 73, Paxson 2, Roberts 14, Sichting 1.

1988-89

Ainge 28, Bird 6, Gamble 6, Johnson 72, Kleine 2, Lewis 57, Lohaus 15, McHale 24, Parish 80, Paxson 7, Pincckney 9, Shaw 54.

1989-90

Bagley 17, Bird 75, Gamble 10, Johnson 65, Kleine 4, Lewis 54, McHale 25, Parish 78, Paxson 25, Pincckney 50, M. Smith 7.

1990-91

Bird 60, Brown 5, Gamble 76, Kleine 1, Lewis 79, McHale 10, Parish 81, Pincckney 16, Shaw 79, M. Smith 3.

1991-92

Bagley 59, Bird 45, Brown 20, Fox 5, Gamble 77, Kleine 3, Lewis 82, McHale 1, Parish 79, Pincckney 36, Shaw 3.

1992-93

Abdelnaby 52, Battie 1, Brown 48, Douglas 36, Fox 14, Gamble 58, Kleine 3, Lewis 80, McDaniel 27, Parish 79, Pincckney 5, Williams, L. 7.

1993-94

Brown 76, Douglas 78, Earl 8, Fox 53, Gamble 28, McDaniel 5, Oliver 6, Parish 74, Pincckney 35, Radja 47.

1994-95

Brown 69, Douglas 43, Earl 3, Edwards 7, Ellison II, Fox 7, McDaniel 15, Minor 8, Montross 75, Radja 48, Strong 24, Wesley 36, Wilkins 64.

1995-96

Barros 25, Brown 23, Burrrough 3, Day 12, Douglas 4, Ellison 29, Fox 81, Lister 14, Minor 47, Montross 59, Radja 52, Smith 2, Wesley 53, Williams 6.

1996-97

Barros 8, Brickowski 2, Brown 2, Conlon 15, Day 27, Ellison 4, Fox 75, Hamer 3, Lister 2, Minor 15, Radja 25, Szabo 24, Walker 68, Wesley 73, Williams 67.

1997-98

Anderson 16, Barros 15, Billups 44, Bowen 9, Brown 10, DeClercq 49, Edney 7, Ellison 8, Knight 21, McCarty 64, Mercer 62, Minor 16, Tabak 5, Thomas 2, Walker 82.

1998-99

Anderson 33, Barros 16, Battie 15, Bowen 1, DeClercq 1, P. Jones 2, McCarty 4, Mercer 40, Minor 7, Pierce 47, Potapenko 32, Riley II, Walker 41.

1999-00

Anderson 82, Battie 4, Cheaney 19, Ellison 5, Fortson 5, Griffin 47, McCarty 5, Pierce 72, Potapenko 72, Walker 82, Williams 17.

2000-01

Anderson 28, Battie 25, Blount 50, Brown 35, Herren 7, McCarty 3, Overton 1, Palacio 6, Pierce 82, Potapenko 7, Stith 74, Walker 81, Williams 11.

2001-02

Anderson 76, Battie 73, K. Brown 5, Delk 16, Johnson 33, Pierce 82, Potapenko 9, Rogers 1, Strickland 4, Walker 81, Williams 30.

2002-03

Baker 9, Battie 62, Blount 7, Bremer 41, K. Brown 5, Delk 39, Long 1, McCarty 8, Pierce 79, Walker 78, E. Williams 79, S. Williams 2.

2003-04

Atkins 24, Baker 33, Banks 2, Battie 6, Blount 73, K. Brown 10, Davis 5, Hunter 12, James 55, J. Jones 2, LaFrentz 1, McCarty 23, Mihm 16, Pierce 80, Wesley 68.

2004-05

Allen 34, Banks 2, Blount 57, Davis II, Jefferson 1, LaFrentz 80, Payton 7, Perkins 3, Pierce 82, Walker 24, Welsch 32, West 7.

2005-06

Allen 9, Banks 1, Blount 25, Davis 42, Gomes 33, Green 3, Greene 5, Jefferson 7, LaFrentz 63, Perkins 40, Pierce 79, Scalabrini 1, Szczerbiak 31, West 71.

2006-07

Allen 18, Gomes 60, Green 26, Jefferson 60, Perkins 53, Pierce 46, Powe 2, Ratliff 2, Ray 5, Rondo 25, Scalabrini 17, Szczerbiak 19, Telfair 30, West 47.

2007-08

R. Allen 77, T. Allen II, Cassell 1, Davis 1, Garnett 71, House 2, Perkins 78, Pierce 80, Posey 2, Powe 5, Rondo 77, Scalabrini 9.

2008-09

R. Allen 79, T. Allen 2, G. Davis 16, Garnett 57, Marbury 4, Perkins 76, Pierce 81, Powe 7, Rondo 80, Scalabrini 8.

BY PLAYER

Abdelnaby	52
Acres	5
Ainge	406
R. Allen	156
T. Allen	74
Anderson	317
Archibald	222
Atkins	24
Bagley	76
Baker	42
Banks	5
Barros	64
Battie	189
Battie	1
Billups	44
Bird	870
Blount	215
Bowen	10
Bradley	5
Bremer	41
Brickowski	2
D. Brown	253
K. Brown	20
R. Brown	35
Buckner	62
Burrrough	3

Carlisle	1
M.L. Carr	42
Cassell	1
Cheaney	27
Clark	3
Conlon	15
Cowens	55
G. Davis	6
R. Davis	58
Day	39
Daye	10
DeClercq	50
Delk	55
Douglas	161
Earl	11
Edney	7
Edwards	7
Ellison	62
Ford	201
Fortson	5
Fox	225
Fox	225
Gamble	255
Garnett	128
Gilmore	4
Gomes	93
Green	29

Greene	5
Griffin	47
Hamer	3
Henderson	150
Herren	3
House	2
Hunter	17
James	55
Jefferson	68
D. Johnson	522
J. Johnson	35
J. Jones	1
P. Jones	2
Kite	8
Kleine	13
Knight	27
LaFrentz	144
Lewis	352
Lister	16
Long	1
Lohaus	225
Maravich	4
Marbury	4
Maxwell	435
McCarty	47
McDaniel	107

McHale	399
Mercer	102
Mihm	16
Minor	93
Minniefield	6
Montross	154
Szabo	6
Overton	6
Palacio	6
Parish	1,097
Payton	77
Paxson	34
Perkins	250
Pierce	810
Pincckney	151
Posey	2
Potapenko	120
Powe	14
Radja	172
Riley	11
Roberts	25
Robey	57
Rogers	1
Rondo	182
Scalabrini	35
Shaw	136

Sichting	23
D. Smith	2
M. Smith	10
Stith	74
Strickland	4
Strong	24
Szabo	50
Szcerbiak	57
Tabak	5
Thomas	2
Vincent	5
Walker	537
Walton	2
Wedman	51
Welsch	100
Wesley	152
West	125
Wilkins	64
E. Williams	210
L. Williams	7
R. Williams	5
S. Williams	2

MOST POINTS

Season.....	2,338	John Havlicek.....	1970-71
Game.....	60	Larry Bird vs. Atlanta (at New Orleans).....	03/12/85
Half.....	37	Larry Bird vs. Atlanta (at New Orleans).....	03/12/85
Quarter.....	24	Todd Day vs. Minnesota.....	12/22/95
	24	Larry Bird vs. Indiana.....	03/30/83
Overtime.....	15	Delonte West vs. Minnesota.....	03/04/07
Average.....	29.9	Larry Bird.....	1987-88

MOST FIELD GOALS MADE

Season.....	918	Larry Bird.....	1984-85
Game.....	22	Larry Bird vs. New York.....	04/12/87
	22	Larry Bird vs. Atlanta (at New Orleans).....	03/12/85
	22	Kevin McHale vs. Detroit.....	03/03/85
Half.....	15	Larry Bird vs. Washington.....	01/27/88
	15	Larry Bird vs. Atlanta (at New Orleans).....	03/12/85
Quarter.....	10	Larry Bird vs. Washington.....	01/27/88
	10	Kevin McHale vs. Detroit.....	03/03/85
	10	Larry Bird vs. Indiana.....	03/30/83
	10	Tom Heinsohn vs. Cincinnati.....	02/08/59

MOST FIELD GOALS ATTEMPTED

Season.....	1,982	John Havlicek.....	1970-71
Game.....	42	John Havlicek vs. Baltimore.....	02/03/65
Half.....	23	Larry Bird vs. Atlanta (at New Orleans).....	03/12/85
	23	Bob Cousy vs. New York.....	03/10/59
Quarter.....	17	Bob Cousy vs. New York.....	03/10/59

MOST FREE THROWS MADE

Season.....	627	Paul Pierce.....	2005-06
Game.....	20	Paul Pierce at New York.....	11/02/02
	20	Nate Archibald vs. Chicago.....	01/16/80
Half.....	15	Paul Pierce vs. Miami.....	03/01/06
Quarter.....	11	Frank Ramsey at Detroit.....	12/03/57
Consecutive.....	72	Ray Allen.....	12/25/08-02/23/09

MOST FREE THROWS ATTEMPTED

Season.....	812	Paul Pierce.....	2005-06
Game.....	24	Paul Pierce at Toronto.....	04/04/06
	24	Paul Pierce vs. New York.....	11/02/05
	24	John Havlicek vs. Seattle.....	02/06/70
Half.....	17	Paul Pierce vs. Miami.....	03/01/06
Quarter.....	13	Sherman Douglas vs. Golden State.....	01/21/94
	13	Bill Russell at Philadelphia.....	02/09/59

MOST REBOUNDS

Season.....	1,930	Bill Russell.....	1963-64
Game.....	51	Bill Russell vs. Syracuse.....	02/05/60
Half.....	52	Bill Russell vs. Philadelphia.....	11/16/57
Quarter.....	17	Bill Russell vs. Syracuse.....	02/05/60
	17	Bill Russell vs. Cincinnati.....	12/12/58
	17	Bill Russell vs. Philadelphia.....	11/16/57
Average.....	24.7	Bill Russell.....	1963-64

MOST ASSISTS

Season.....	715	Bob Cousy.....	1959-60
Game.....	28	Bob Cousy vs. Minneapolis.....	02/27/59
Half.....	19	Bob Cousy vs. Minneapolis.....	02/27/59
Quarter.....	12	Bob Cousy vs. Minneapolis.....	02/27/59
Average.....	9.5	Bob Cousy.....	1959-60

MOST PERSONAL FOULS

Season	356	Charlie Scott	1975-76
Quarter	5	Jim Loscutoff vs. Cincinnati	11/12/62

MOST MINUTES PLAYED

Season	3,698	John Havlicek	1971-72
Average	45.4	John Havlicek	1970-71

LONGEST CONSECUTIVE GAMES STREAK

488	JoJo White	01/21/72-01/29/78
-----------	------------------	-------------------

HIGHEST FIELD GOAL PERCENTAGE

Season609	Cedric Maxwell	1979-80 (457-750)
--------------	------------	----------------------	-------------------

HIGHEST FREE THROW PERCENTAGE (MINIMUM OF 100 ATTEMPTS)

Season952	Ray Allen	2008-09 (237-249)
--------------	------------	-----------------	-------------------

MOST DISQUALIFICATIONS

Season	19	Tom Sanders	1964-65
--------------	----------	-------------------	---------

THREE POINT FIELD GOALS MADE

Game	9	Antoine Walker at Minnesota	11/09/02
	9	Antoine Walker at Sacramento	01/17/01
Season	222	Antoine Walker	2001-02
Consecutive	11	Scott Wedman	12/21/84-03/31/85
Game, No Misses	6	Walter McCarty at Toronto	11/02/99
	6	Danny Ainge at Utah	01/04/88

THREE POINT FIELD GOALS ATTEMPTED

Game	17	Antoine Walker at New York	12/11/01
Season	645	Antoine Walker	2001-02

MOST BLOCKS

Season	214	Robert Parish	1980-81
Game	9	Kevin McHale at Chicago	01/21/83
	9	Kevin McHale at New Jersey	04/16/82
	9	Robert Parish vs. Atlanta	03/17/82

MOST STEALS

Season	167	Rick Fox	1996-97
Game	9	Paul Pierce vs. Miami	12/03/99
	9	Larry Bird at Utah	02/18/85

MOST POINTS

Season.....	9,687		1961-62
Game.....	173	vs. Minneapolis	02/27/59
Half.....	91	vs. Detroit at Providence.....	02/10/60
	91	vs. Cincinnati	11/11/59
Quarter.....	54	vs. San Diego	02/25/70
Overtime.....	21	at San Francisco	01/02/63
Average.....	124.5		1959-60

MOST FIELD GOALS MADE

Season.....	3,855		1961-62
Game.....	72	vs. Minneapolis	02/27/59
Half.....	40	vs. Minneapolis	02/27/59
Quarter.....	23	vs. Minneapolis	02/27/59

MOST FIELD GOALS ATTEMPTED

Season.....	9,295		1960-61
Game.....	150	vs. Philadelphia	03/02/60
Half.....	83	at Philadelphia	12/27/60
Quarter.....	47	vs. Minneapolis	02/27/59

MOST FREE THROWS MADE

Season.....	2,216		1966-67
Game.....	56	at Minneapolis	11/28/54
Half.....	32	vs. Syracuse	01/30/51
Quarter.....	23	at Chicago	01/09/63

MOST FREE THROWS ATTEMPTED

Season.....	2,983		1967-68
Game.....	66	at Minneapolis	11/28/54
Half.....	39	at Chicago	01/09/63
Quarter.....	30	at Chicago	01/09/63

MOST REBOUNDS

Season.....	6,131		1960-61
Game.....	109	vs. Detroit	12/24/60
Half.....	65	vs. Cincinnati	01/12/62
Quarter.....	35	vs. Minneapolis	02/26/60

MOST ASSISTS

Season.....	2,448		1987-88
Game.....	46	vs. Dallas	12/18/85
Half.....	26	vs. LA Clippers	03/06/87
	26	vs. Dallas	12/18/85
	26	vs. Detroit	11/03/63
Quarter.....	23	vs. Washington	12/11/08

MOST PERSONAL FOULS

Season.....	2,320		1969-70
-------------	-------	--	---------

MOST DISQUALIFICATIONS

Season.....	56		1952-53
-------------	----	--	---------

HIGHEST FIELD GOAL PERCENTAGE

Season.....	.521	1987-88
Game679 vs. Golden State	11/21/84

HIGHEST FREE THROW PERCENTAGE

Season832	1989-90
Game	1.000 vs. Miami (35-for-35)	04/12/90

HIGHEST THREE POINT FIELD GOAL PERCENTAGE

Season397	2008-09
Game	1.000 at New Jersey (4-for-4)	03/25/92
	1.000 vs. Philadelphia (4-for-4)	12/04/81

MOST THREE POINT FIELD GOALS MADE

Season.....	719	2002-03
Game	17 at Portland	01/03/03
	17 at Atlanta	11/17/01

MOST THREE POINT FIELD GOALS ATTEMPTED

Season.....	1,994	2002-03
Game.....	38 at Portland	02/13/2003

MOST BLOCKS

Season	594	1980-81
Game	16 at Chicago	01/21/83

MOST STEALS

Season	987	1997-98
Game	21 at Orlando	01/10/98
	21 at Phoenix	12/30/97
	21 at Chicago	03/26/83
	21 vs. LA Lakers	01/18/81

MOST PLAYERS AVERAGING DOUBLE FIGURES

Season	8	1979-80
--------------	---	-------	---------

MOST FIELD GOALS MADE

Boston	72	vs Minneapolis	02/27/59
Opposition	69	at Detroit	03/09/79

MOST FIELD GOALS ATTEMPTED

Boston	150	vs Philadelphia	03/02/60
Opposition	142	at Detroit	11/17/59 (Unofficial)

MOST THREE POINT FIELD GOALS MADE

Boston	17	at Portland	01/03/03
	17	at Atlanta	11/17/01
Opposition	18	at Seattle	02/22/04

MOST THREE POINT FIELD GOALS MADE, NO MISSES

Boston	4	at New Jersey	03/25/92
	4	vs Philadelphia	12/04/81
Opposition	4	at Washington	11/03/79

MOST THREE POINT FIELD GOALS ATTEMPTED

Boston	37	at Atlanta	11/17/01
Opposition	41	vs Seattle	12/10/03

MOST FREE THROWS MADE

Boston	56	at Minneapolis	11/28/54
Opposition	48	at Phoenix	02/19/71
	48	vs Milwaukee	03/08/70 (Unofficial)

MOST FREE THROWS ATTEMPTED

Boston	66	at Minneapolis	11/28/54
Opposition	64	at Atlanta	02/15/70 (Unofficial)

MOST REBOUNDS

Boston	109	vs Detroit	12/24/60
Opposition	107	Detroit at New York	11/15/60

MOST ASSISTS

Boston	46	vs Dallas	12/18/85
Opposition	49	at San Antonio	02/14/79

MOST PERSONAL FOULS

Boston	42	vs Miami	12/04/95 (Unofficial)
Opposition	46	at New York	11/18/87 (Unofficial)

MOST BLOCKS

Boston	16	at Chicago	01/21/83
Opposition	17	at Philadelphia	04/11/82 (Unofficial)

MOST STEALS

Boston	21	at Orlando	01/10/98
	21	at Phoenix	12/30/97
	21	at Chicago	03/26/83
	21	vs. Lakers	01/18/81
Opposition	20	at Seattle	02/17/96
	20	at Milwaukee	11/07/92 (Unofficial)

MOST TURNOVERS

Boston	40	Portland at Philadelphia	01/05/71
Opposition	37	at New Jersey	10/31/79 (Unofficial)

HIGHEST FG%

Boston	.679	vs. Golden State	11/21/84 (55-for-81)
Opposition	.659	at Denver	02/17/88 (Unofficial) (54-for-82)

HIGHEST FT%

Boston	1.000	vs. L.A. Clippers	02/04/04 (8 for 8)
	1.000	vs. Miami	04/12/90 (35-for-35)
Opposition	1.000	vs. Toronto	01/23/08 (19-for-19)
	1.000	at Toronto	04/04/06 (28-for-28)
	1.000	at Washington	11/24/01 (16-for-16)
	1.000	at New York	12/21/00 (9-for-9)
	1.000	vs. Miami	03/24/93 (30-for-30)
	1.000	at Utah	12/28/85 (30-for-30)

MOST WINS

Season	68		1972-73
Consecutive	19		11/15/08-12/23/08
Season, At home	40	(1 loss)	1985-86
Consecutive, At home	38	(2 seasons)	12/10/85-11/28/86
Season, On road	32	(8 losses)	1972-73 & 1974-75
Consecutive, On road	13		12/05/64-01/20/65
Best winning percentage	.829	68 wins, 14 losses	1972-73
Consecutive, Start	14		10/22/57-11/27/57

MOST LOSSES

Season	67		1996-97
Consecutive	18		01/07/07-02/14/07
Worst winning percentage	.183	15 wins, 67 losses	1996-97

All records are regular season only, and do not include those games played before the inception of the 24-second shot clock in 1954-55. Due to incomplete information, some records are left as unofficial; in these instances, highest and lowest possibilities are noted based on NBA records (for example, Boston's best 3rd quarter output is listed as 49 but could be as high as 50 or as low as another 49). These extremes are factual due to various research.

FEWEST FIELD GOALS MADE

Boston.....	22.....	at Miami	12/27/02
	22.....	vs. Miami	01/04/02
	22.....	vs. Cleveland	02/08/95
Opposition	17.....	vs. Miami	03/30/08
	23.....	vs. Miami.....	04/19/06
	23.....	vs. Sacramento	01/27/06
	23.....	vs. New Orleans	03/12/03
	23.....	at Chicago	11/06/02
	23.....	vs. Milwaukee at Providence	02/27/55

FEWEST FIELD GOALS ATTEMPTED

Boston.....	59.....	vs Milwaukee at Providence.....	02/27/55
Opposition	53.....	at Cleveland.....	11/29/97

FEWEST THREE POINT FIELD GOALS MADE

Boston.....	0.....	at Orlando	01/22/09
	0.....	vs. Utah	12/21/05
	0.....	at Seattle	02/11/03
	0.....	vs. Atlanta	01/15/03
	0.....	at Atlanta	03/11/99
	0.....	at Charlotte	03/09/99
Opposition	0.....	vs. Philadelphia	12/23/08
	0.....	vs. Washington	11/02/07
	0.....	vs. Philadelphia	04/11/07
	0.....	vs. Cleveland	04/01/07
	0.....	at Indiana	01/30/07
	0.....	at Philadelphia	12/13/06
	0.....	vs. Orlando	11/13/06
	0.....	at New York	03/29/06
	0.....	at NO/Oklahoma City	12/07/05
	0.....	vs. Philadelphia	03/11/01

FEWEST THREE POINT FIELD GOALS ATTEMPTED

Boston.....	0.....	vs. Chicago	11/13/93
Opposition	0.....	at Washington	11/24/01
	0.....	vs. Cleveland	04/17/98
	0.....	at New Jersey.....	03/27/98
	0.....	vs. Vancouver	01/15/98
	0.....	at Toronto	12/17/97
	0.....	at Indiana.....	11/20/93

FEWEST FREE THROWS MADE

Boston.....	4.....	vs. Milwaukee	04/11/08
	4.....	at Orlando	04/05/98
	4.....	vs. Seattle	01/09/98
	4.....	at Philadelphia	01/10/94 (Unofficial)
Opposition	3.....	vs. New Jersey	11/15/89
	3.....	vs. Captial at Washington	02/17/74

FEWEST FREE THROWS ATTEMPTED

Boston.....	5.....	vs. Milwaukee	04/11/08
	5.....	vs. Seattle	01/09/98
Opposition	5.....	vs. Miami	04/02/03

FEWEST REBOUNDS

Boston.....	24	vs. Orlando	02/12/06
Opposition	21	at Detroit.....	12/13/94

FEWEST ASSISTS

Boston.....	3	vs. Minneapolis at Louisville	11/28/56
Opposition.....	5	vs. New York	03/28/76
	3	at Baltimore	10/16/63

FEWEST PERSONAL FOULS

Boston.....	9	at Utah	02/16/87
Opposition	9	at Orlando	01/10/98

FEWEST BLOCKS

Boston.....	0	vs. Cleveland	10/28/08
	0	vs. San Antonio	02/10/08
	0	at Miami	11/30/07
	0	at New Jersey	04/16/06
	0	at Miami	03/16/06
	0	vs. Miami	03/01/06
	0	vs. Toronto	03/16/05
	0	at Dallas.....	03/19/04
	0	at Miami	01/20/04
	0	at L.A. Lakers	12/28/03
	0	at Washington	04/06/03
	0	at Indiana	03/19/03
	0	vs. Chicago	10/30/02
	0	at Washington	03/11/02
	0	at Charlotte.....	12/15/01
	0	at Milwaukee	11/30/00
	0	vs. Chicago	04/14/00
	0	at Detroit.....	03/13/00
	0	at Golden State	02/10/00
	0	vs. Detroit	03/12/99
	0	vs. Seattle	01/09/98
	0	at Miami.....	12/05/97
Opposition	0	vs. New York	02/13/08
	0	at New York	01/21/08
	0	vs. Milwaukee	12/14/07
	0	at Milwaukee	04/13/05
	0	vs. New Jersey	02/02/05
	0	vs. Utah	12/17/04
	0	vs. Orlando	01/07/04
	0	vs. Washington	04/06/03
	0	at Detroit	03/15/03
	0	at Atlanta	11/23/02
	0	vs. Houston.....	02/01/98
	0	vs. New York	01/26/98
	0	at Charlotte	11/22/95

FEWEST STEALS

Boston.....	0	at Minnesota	02/02/90
	0	at Detroit	10/26/84
Opposition	0	at Minnesota	02/06/05
	0	vs. Chicago	03/24/76

FEWEST TURNOVERS

Boston.....	4	at Sacramento	03/20/09
	4	at Seattle	12/27/07
	4	at Golden State	02/18/03
	4	vs. Phoenix	04/02/93
Opposition	4	at Washington	01/25/90

LOWEST FG%

Boston	278	at Miami	12/27/02 (22-for-79)
Opposition.....	267	at San Francisco	12/05/64 (28-for-105)

LOWEST FT%

Boston.....	357	vs. Houston	11/11/94 (5-for-14) [321-Unofficial]
Opposition	316	at Atlanta	01/08/75 (6-for-19)

MEMBERS OF THE NAISMITH MEMORIAL HALL OF FAME

SPRINGFIELD, MA

Ed Macauley	Player.....	1960
Andy Phillip.....	College Player.....	1961
John (Honey) Russell	Player.....	1964
Walter Brown	Contributor.....	1965
Bill Mokray	Contributor.....	1965
Alvin (Doggie) Julian	Coach.....	1967
Arnold (Red) Auerbach	Coach.....	1968
Bob Cousy	Player.....	1970
Bill Russell	Player.....	1974
Bill Sharman	Player.....	1975
Bill Sharman	Coach.....	2004
Frank Ramsey.....	Player.....	1981
Sam Jones.....	Player.....	1983
John Havlicek.....	Player.....	1984
Tom Heinsohn	Player.....	1985-86
Bob Houbregs.....	Player.....	1986-87
Pete Maravich.....	Player.....	1986-87
Clyde Lovellette.....	Player.....	1987-88
K.C. Jones.....	Player.....	1988-89
Dave Bing	Player.....	1989-90
Nate (Tiny) Archibald	Player.....	1990-91
Dave Cowens	Player.....	1990-91
Bill Walton.....	Player.....	1992-93
Bailey Howell	Player.....	1996-97
Larry Bird.....	Player.....	1997-98
Arnie Risen	Player.....	1997-98
Kevin McHale.....	Player.....	1998-99
John Thompson.....	Coach.....	1998-99
Wayne Embry.....	Contributor.....	1998-99
Bob McAdoo.....	Player.....	1999-00
Robert Parish	Player.....	2002-03
Dave Gavitt	Contributor.....	2005-06
Domonique Wilkins	Player.....	2005-06

CURT GOWDY MEDIA AWARD

Established by the Hall of Fame's Board of Trustees to single out members of the media for outstanding contribution to basketball.

Curt Gowdy	Electronic.....	1990
Johnny Most	Electronic.....	1993
Bob Ryan	Electronic.....	1997

JOHN BUNN AWARD

Established by the Hall of Fame's Board of Trustees to a figure who has contributed greatly to the game of basketball.

Curt Gowdy.....	1978	Dave Gavitt	1987
Red Auerbach	1980	Tom Sanders	2007
Bob Cousy.....	1983		

CEREMONIES OF RETIRED NUMBERS

- 1.....Walter Brown
- 2.....Red Auerbach
- 3.....Dennis Johnson
- 6.....Bill Russell.....
- 10.....Jo Jo White.....
- 14.....Bob Cousy
- 15.....Tom Heinsohn
- 16.....Tom Sanders
- 17.....John Havlicek.....
- 18.....Dave Cowens
- 19.....Don Nelson

- 21.....Bill Sharman
- 22.....Ed Macauley
- 23.....Frank Ramsey
- 24.....Sam Jones.....
- 25.....K.C. Jones.....
- 31.....Cedric Maxwell.....
- 32.....Kevin McHale.....
- 33.....Larry Bird.....
- 35.....Reggie Lewis.....
- 00.....Robert Parish
- **.....Jim Loscuttuff

Cousy Day: March 17, 1963

** "Loso" was retired but his number 18 was kept active (retired in honor of Dave Cowens).

ALL-STAR GAME PLAYERS

PLAYER	TOTAL	YEARS
Bob Cousy	13	51, 52, 53, 54, 55, 56, 57, 58, 59, 60, 61, 62, 63
John Havlicek	13	66, 67, 68, 69, 70, 71, 72, 73, 74, 75, 76, 77, 78
Larry Bird	12	80, 81, 82, 83, 84, 85, 86, 87, 88, 90, 91, 92
Bill Russell	12	58, 59, 60, 61, 62, 63, 64, 65, 66, 67, 68, 69
Robert Parish	9	81, 82, 83, 84, 85, 86, 87, 90, 91
Bill Sharman	8	53, 54, 55, 56, 57, 58, 59, 60
Paul Pierce	7	02, 03, 04, 05, 06, 08, 09
Dave Cowens	7	72, 73, 74, 75, 76, 77, 78
Kevin McHale	7	84, 86, 87, 88, 89, 90, 91
Jojo White	7	71, 72, 73, 74, 75, 76, 77
Tom Heinsohn	6	57, 61, 62, 63, 64, 65
Ed Macauley	6	51, 52, 53, 54, 55, 56
Sam Jones	5	62, 64, 65, 66, 68
Nate Archibald	3	80, 81, 82
Antoine Walker	3	98, 02, 03
Ray Allen	2	08, 09
Kevin Garnett	2	08, 09
Danny Ainge	1	88
Don Barksdale	1	53
Bailey Howell	1	67
Dennis Johnson	1	85
Reggie Lewis	1	92
Paul Silas	1	75
TOTALS	127	

Injured: Bird (91, 92); Cowens (77); Heinsohn (65).
No Celtics: (79, 93, 94, 95, 96, 97, 99, 00, 01, 07).

ALL-STAR SATURDAY (3-POINT SHOOTOUT/SLAM DUNK TOURNEY/ROOKIE GAME)

PLAYER	TOTAL	YEARS	EVENT
Larry Bird	5	86, 87, 88, 90, 92	3-Point Shootout
Danny Ainge	2	88, 89	3-Point Shootout
Dana Barros	1	96	3-Point Shootout
Paul Pierce	1	02	3-Point Shootout
Antoine Walker	1	03	3-Point Shootout
Ricky Davis	1	04	Slam Dunk Tourney
Greg Minor	1	96	Slam Dunk Tourney
Dee Brown	1	91	Slam Dunk Tourney
Adrian Griffin	1	00	Rookie Game
Paul Pierce	1	00	Rookie Game
Chauncey Billups	1	98	Rookie Game
Ron Mercer	1	98	Rookie Game
Antoine Walker	1	97	Rookie Game
Eric Williams	1	96	Rookie Game
Eric Montross	1	95	Rookie Game
Dino Radja	1	94	Rookie Game
Joe Johnson	1	02	Rookie Game
Tony Allen	1	05	Rookie Game
Al Jefferson	1	05	Rookie Game
Delonte West	1	06	(Soph) Rookie Game
Gerald Green	1	07	Slam Dunk Tourney
Rajon Rondo	1	08	(Soph) Rookie Game

Individual Winners: Bird (86, 87, 88), Brown (91), Green (07);
Injured: Bird (92)

COACHES IN LEGENDS GAMES

COACH	TOTAL	YEARS
Bob Cousy	2	88, 90
Red Auerbach	1	84
Tom Heinsohn	1	92
Bill Russell	1	86

Note: The NBA discontinued this event after 1993.

LEGENDS IN AT&T SHOOTOUT

PLAYER	TOTAL	YEARS
Nate Archibald	1	97
Jojo White	1	97

ALL-STAR GAME COACHES

COACH	TOTAL	YEARS	W-L
Red Auerbach	11	57, 58, 59, 60, 61, 62, 63, 64, 65, 66, 67	7-4
Tom Heinsohn	4	72, 73, 74, 76	2-2
K.C. Jones	4	84, 85, 86, 87	2-2
Bill Fitch	1	82	1-0
Chris Ford	1	91	1-0
Glenn "Doc" Rivers	1	08	1-0
TOTALS	22		14-8

ALL-STAR GAME MOST VALUABLE PLAYERS

PLAYER	TOTAL	YEARS
Bob Cousy	2	54, 57
Nate Archibald	1	81
Larry Bird	1	82
Dave Cowens	1	73
Ed Macauley	1	51
Bill Russell	1	63
Bill Sharman	1	55

ALL-STAR GAMES IN BOSTON

DATE	RESULT	ATTENDANCE
March 2, 1951	W/111-94	10,094
February 11, 1952	W/108-91	10,211
January 15, 1957	W/109-97	11,178
January 14, 1964	W/111-107	13,464

PLAYERS IN LEGENDS GAMES

PLAYER	TOTAL	YEARS
Dave Cowens	8	86, 87, 88, 89, 90, 91, 92, 93
Dave Bing	5	84, 85, 88, 90, 92
John Havlicek	5	84, 85, 86, 87, 88
Pete Maravich	4	84, 85, 86, 87
Bob Cousy	3	85, 86, 87
Bailey Howell	3	86, 88, 90
Sam Jones	3	84, 87, 91
Nate Archibald	2	87, 89
Artis Gilmore	2	92, 93
Tom Heinsohn	2	84, 85
Tom Sanders	2	86, 88
Otis Birdsong	1	93
M.L. Carr	1	95
Don Chaney	1	89
Ed Macauley	1	87
Bill Russell	1	86
Charlie Scott	1	91
Bill Sharman	1	84
Paul Silas	1	87
Paul Westphal	1	89
Jojo White	1	92

Note: The NBA discontinued this event after 1993.

COACHES IN ROOKIE GAMES

COACH	TOTAL	YEARS
Red Auerbach	1	97

NBA MOST VALUABLE PLAYER

Originated in 1946-47

1956-57	Bob Cousy
1957-58	Bill Russell
1960-61	Bill Russell
1961-62	Bill Russell
1962-63	Bill Russell
1964-65	Bill Russell
1972-73	Dave Cowens
1983-84	Larry Bird
1984-85	Larry Bird
1985-86	Larry Bird

NBA FINALS MOST VALUABLE PLAYER

Originated in 1969

1974	John Havlicek
1976	Jo Jo White
1981	Cedric Maxwell
1984	Larry Bird
1986	Larry Bird
2008	Paul Pierce

NBA EXECUTIVE OF THE YEAR

Originated in 1972-73

1979-80	Red Auerbach
2007-08	Danny Ainge

NBA COACH OF THE YEAR

Originated in 1962-63

1964-65	Red Auerbach
1972-73	Tom Heinsohn
1979-80	Bill Fitch

NBA DEFENSIVE PLAYER OF THE YEAR

Originated in 1982-83

2007-08	Kevin Garnett
---------	---------------

NBA SIXTH MAN OF THE YEAR

Originated in 1982-83

1983-84	Kevin McHale
1984-85	Kevin McHale
1985-86	Bill Walton

NBA ROOKIE OF THE YEAR

Originated in 1952-53

1956-57	Tom Heinsohn
1970-71	Dave Cowens (shared with Portland's Geoff Petrie)
1979-80	Larry Bird

NBA ALL-ROOKIE TEAM

Originated in 1962-63

1962-63	John Havlicek
1969-70	Jo Jo White
1970-71	Dave Cowens
1979-80	Larry Bird
1980-81	Kevin McHale
1988-89	Brian Shaw (2nd)
1990-91	Dee Brown (1st)
1991-92	Rick Fox (2nd)
1993-94	Dino Radja (2nd)
1994-95	Eric Montross (2nd)
1996-97	Antoine Walker (1st)
1997-98	Ron Mercer (1st)
1998-99	Paul Pierce (1st)
2002-03	J.R. Bremer (3rd)
2004-05	Al Jefferson (2nd)
2005-06	Ryan Gomes (2nd)
2006-07	Rajon Rondo (2nd)

ALL-NBA TEAMS

Originated in 1946-47

BY PLAYER:

PLAYER	1ST	2ND	3RD	TOTAL
Bob Cousy	10	2	0	12
John Havlicek	4	7	0	11
Bill Russell	3	8	0	11
Larry Bird	9	1	0	10
Bill Sharman	4	3	0	7
Ed Macauley	3	1	0	4
Paul Pierce	0	1	3	4
Tom Heinsohn	0	4	0	4
Dave Cowens	0	3	0	3
Sam Jones	0	3	0	3
JoJo White	0	2	0	2
Robert Parish	0	1	1	2
Kevin Garnett	1	0	0	1
Kevin McHale	1	0	0	1
Ed Sadowski	1	0	0	1
Nate Archibald	0	1	0	1

BY SEASON:

1947-48	Ed Sadowski (1st)
1950-51	Ed Macauley (1st)
1951-52	Ed Macauley (1st); Bob Cousy (1st)
1952-53	Ed Macauley (1st); Bob Cousy (1st); Bill Sharman (2nd)
1953-54	Bob Cousy (1st); Ed Macauley (2nd)
1954-55	Bob Cousy (1st); Bill Sharman (2nd)
1955-56	Bob Cousy (1st); Bill Sharman (1st)
1956-57	Bob Cousy (1st); Bill Sharman (1st)
1957-58	Bob Cousy (1st); Bill Sharman (1st); Bill Russell (2nd)
1958-59	Bob Cousy (1st); Bill Sharman (1st); Bill Russell (1st)
1959-60	Bob Cousy (1st); Bill Sharman (1st); Bill Russell (2nd)
1960-61	Bob Cousy (1st); Bill Russell (2nd); Tom Heinsohn (2nd)
1961-62	Bob Cousy (2nd); Bill Russell (2nd); Tom Heinsohn (2nd)
1962-63	Bill Russell (1st); Bob Cousy (2nd); Tom Heinsohn (2nd)
1963-64	Bill Russell (2nd); Tom Heinsohn (2nd); John Havlicek (2nd)
1964-65	Bill Russell (1st); Sam Jones (2nd)
1965-66	Bill Russell (2nd); John Havlicek (2nd); Sam Jones (2nd)
1966-67	Bill Russell (2nd); Sam Jones (2nd)
1967-68	Bill Russell (2nd); John Havlicek (2nd)
1968-69	John Havlicek (2nd)
1969-70	John Havlicek (2nd)
1970-71	John Havlicek (1st)
1971-72	John Havlicek (1st)
1972-73	John Havlicek (1st); Dave Cowens (2nd)
1973-74	John Havlicek (1st)
1974-75	John Havlicek (2nd); Dave Cowens (2nd); JoJo White (2nd)
1975-76	John Havlicek (2nd); Dave Cowens (2nd)
1976-77	JoJo White (2nd)
1979-80	Larry Bird (1st)
1980-81	Larry Bird (1st); Nate Archibald (2nd)
1981-82	Larry Bird (1st); Robert Parish (2nd)
1982-83	Larry Bird (1st)
1983-84	Larry Bird (1st)
1984-85	Larry Bird (1st)
1985-86	Larry Bird (1st)
1986-87	Larry Bird (1st); Kevin McHale (1st)
1987-88	Larry Bird (1st)
1988-89	Robert Parish (3rd)
1989-90	Larry Bird (2nd)
2001-02	Paul Pierce (3rd)
2002-03	Paul Pierce (3rd)
2007-08	Kevin Garnett (1st); Paul Pierce (3rd)
2008-09	Paul Pierce (2nd)

NBA ALL-DEFENSIVE TEAM

	Originated in 1968-69	
1968-69	Bill Russell (1st); John Havlicek (2d); Tom Sanders (2d)
1969-70	John Havlicek (2d)
1970-71	John Havlicek (2d)
1971-72	John Havlicek (1st); Don Chaney (2d)
1972-73	John Havlicek (1st); Don Chaney (2d); Paul Silas (2d)
1973-74	John Havlicek (1st); Don Chaney (2d)
1974-75	John Havlicek (1st); Paul Silas (1st); Don Chaney (2d); Dave Cowens (2d)
1975-76	Dave Cowens (1st); John Havlicek (1st); Paul Silas (1st)
1979-80	Dave Cowens (2d)
1981-82	Larry Bird (2d)
1982-83	Larry Bird (2d); Kevin McHale (2d)
1983-84	Larry Bird (2d); Dennis Johnson (2d); Dennis Johnson (2d)
1984-85	Dennis Johnson (2d)
1985-86	Kevin McHale (1st); Dennis Johnson (2d)
1986-87	Kevin McHale (1st); Dennis Johnson (1st)
1987-88	Kevin McHale (1st)
1988-89	Kevin McHale (2d)
1989-90	Kevin McHale (2d)
2007-08	Kevin Garnett (1st)
2008-09	Kevin Garnett (1st); Rajon Rondo (2nd)

COMCAST SPORTSNET/SIERRA MIST SIXTH STAR

	Originated in 1987-88	
1987-88	Dirk Minniefield
1988-89	Reggie Lewis
1989-90	Joe Kleine
1990-91	Kevin Gamble
1991-92	Ed Pinckney
1992-93	Xavier McDaniel
1993-94	Dino Radja
1994-95	Eric Montross
1995-96	David Wesley
1996-97	David Wesley
1997-98	Ron Mercer
1998-99	Paul Pierce
1999-00	Adrian Griffin
2000-01	Bryant Stith
2001-02	Erick Strickland
2002-03	Walter McCarty
2003-04	Mark Blount
2004-05	Ricky Davis
2005-06	Delonte West
2006-07	Al Jefferson
2007-08	Rajon Rondo
2008-09	Leon Powe

CELTICS ON NBA'S 25TH ANNIVERSARY TEAM

	Selected in 1971	
Coach	Red Auerbach
Players	Bob Cousy, Bill Russell, Bill Sharman, Sam Jones

CELTICS ON NBA'S 35TH ANNIVERSARY TEAM

	Selected in 1980	
Coach	Red Auerbach
Players	Bob Cousy, John Havlicek, Bill Russell

CELTICS AMONG NBA'S 50 GREATEST PLAYERS TEAM

	Selected in 1996	
Nate Archibald	John Havlicek	Robert Parish
Dave Bing	Sam Jones	Bill Russell
Larry Bird	Pete Maravich	Bill Sharman
Bob Cousy	Kevin McHale	Bill Walton
Dave Cowens		

CELTICS AMONG NBA'S 10 BEST COACHES OF ALL-TIME

	Selected in 1996	
Red Auerbach	Bill Fitch	Don Nelson

CHUCK DALY LIFETIME ACHIEVEMENT AWARD

	Originated in 2008-09	
2009	Tom Heinsohn

NBA PLAYER OF THE WEEK

	Originated in 1979-80	
03/03/80	Larry Bird
12/01/80	Robert Parish
01/12/81	Nate Archibald
12/28/81	Larry Bird
01/17/82	Larry Bird
03/22/82	Robert Parish
11/29/82	Larry Bird
12/13/82	Larry Bird
04/04/83	Larry Bird
02/20/84	Larry Bird
03/12/84	Larry Bird
03/18/85	Larry Bird
12/02/85	Larry Bird
01/20/86	Larry Bird
02/17/86	Larry Bird
03/17/86	Larry Bird
11/17/86	Robert Parish
01/05/87	Larry Bird
11/16/87	Larry Bird
12/19/88	Robert Parish
04/13/92	Reggie Lewis
03/19/01	Paul Pierce
12/02/01	Paul Pierce
04/07/02	Paul Pierce
12/02/02	Paul Pierce
12/09/02	Antoine Walker
01/13/03	Antoine Walker
01/20/03	Paul Pierce
12/08/03	Paul Pierce
01/05/04	Paul Pierce
02/06/05	Paul Pierce
03/13/05	Paul Pierce
03/12/06	Paul Pierce
03/04/07	Al Jefferson
11/11/07	Kevin Garnett
12/16/07	Paul Pierce
12/30/07	Paul Pierce
03/23/08	Kevin Garnett
04/13/08	Kevin Garnett

NBA PLAYER OF THE MONTH

	Originated in 1979-80	
02/80	Larry Bird
01/82	Larry Bird
11/82	Larry Bird
12/84	Larry Bird
03/85	Larry Bird
02/86	Larry Bird
03/86	Larry Bird
03/01	Paul Pierce
01/02	Paul Pierce & Antoine Walker

NBA ROOKIE OF THE MONTH

	Originated in 1981-82	
11/93	Dino Radja
02/99	Paul Pierce
11/99	Adrian Griffin*

*Co-Rookie of the Month with LA Clippers Lamar Odom

NBA COACH OF THE MONTH

	Originated in 1982-83	
01/84	K.C. Jones
03/86	K.C. Jones
04/90	Jimmy Rodgers
04/92	Chris Ford
11/07	Glenn "Doc" Rivers
03/08	Glenn "Doc" Rivers
04/08	Glenn "Doc" Rivers
11/08	Glenn "Doc" Rivers
04/09	Glenn "Doc" Rivers

RED AUERBACH AWARD

2006	Paul Pierce
2007	Al Jefferson
2008	Kevin Garnett
2009	Ray Allen

BSCF COMMUNITY ALL-STAR AWARD

2007	Ryan Gomes
2008	Rajon Rondo
2009	Bill Walker

FOUR-POINT PLAYS

BOSTON:

PLAYER	OPPONENT	DATE
Chris Ford	vs. Cleveland	11/22/80
Scott Wedman	at LA Lakers	(Playoffs) 06/07/85
Dennis Johnson	at Milwaukee	(Playoffs) 05/08/87
John Bagley	vs. Indiana	(Playoffs) 04/25/92
Tony Harris	at New York	03/19/94
Blue Edwards	at Detroit	12/30/94
Todd Day	vs. Minnesota	12/22/95
David Wesley	at Chicago	04/01/97
Paul Pierce	vs. Atlanta	01/23/01
Paul Pierce	at Phoenix	03/15/01
Paul Pierce	vs. LA Lakers	03/02/05
Allan Ray	vs. Miami	04/06/07
James Posey	vs. Phoenix	03/26/08
Ray Allen	at Washington	12/11/08
Ray Allen	at Denver	02/23/09
Ray Allen	vs. Indiana	02/27/09
Eddie House	vs. Orlando	(Playoffs) 05/06/09

OPPONENT:

PLAYER	OPPONENT	DATE
Eric Floyd	Golden State at Boston	11/21/86
Sarunas Marciulionis	Golden State at Golden State	02/23/90
John Paxson	Chicago at Boston	03/31/91
John Starks	New York at Boston	04/08/92
Hubert Davis	New York at Boston	11/05/93
Todd Day	Milwaukee at Boston	03/03/95
Allan Houston	New York at Boston	02/26/99
Peja Stojakovic	Indiana at Boston	03/03/06
Bobby Jones	Denver at Boston	11/08/07
Matt Carroll	Charlotte at Boston	02/29/08
Andres Nocioni	Chicago at Boston	12/19/08
Nate Robinson	New York at Boston	02/06/09

GAMES ON ST. PATRICK'S DAY

DATE	OPPONENT	OUTCOME	SCORE
3/17/63	vs. Syracuse	W	125-116
3/17/64	vs. New York	W	127-121
3/17/65	at New York	L	114-119
3/17/66	at Detroit	W	128-103
3/17/68	vs. Baltimore	L	139-147
3/17/70	at San Diego	L	117-125
3/17/72	vs. Philadelphia (at Hershey)	W	127-111
3/17/74	vs. Capital	W	129-103
3/17/77	at Milwaukee	L	91-100
3/17/78	vs. Phoenix	W	115-108
3/17/80	at New Jersey	W	117-92
3/17/81	at Washington	W	112-91
3/17/82	vs. Atlanta	W	113-109
3/17/84	at Atlanta	W	103-88
3/17/85	vs. Houston	W	134-120
3/17/87	at Milwaukee	L	115-123
3/17/89	at Detroit	L	98-106
3/17/91	vs. Philadelphia	W	110-105
3/17/92	at Milwaukee	L	106-127
3/17/95	at Los Angeles Lakers	W	118-92
3/17/96	vs. New Jersey*	W	107-106
3/17/97	vs. Milwaukee	W	126-117
3/17/98	at Dallas	L	93-99
3/17/99	vs. Los Angeles Clippers	W	118-84
3/17/00	at Atlanta	W	114-90
3/17/04	vs. Denver	W	104-100
3/17/06	at Orlando	L	77-84
3/17/07	at San Antonio	W	91-85
3/17/08	at San Antonio	W	93-91
3/17/09	at Chicago	L	121-127

HOME	ROAD	OVERALL
12-1 (.920)	9-9 (.500)	21-10 (.677)

* denotes double-overtime game

GAMES

1. John Havlicek.....	1,270
2. Robert Parish.....	1,106
3. Kevin McHale.....	971
4. Bill Russell.....	963
5. Bob Cousy.....	917
6. Tom Sanders.....	916
7. Larry Bird.....	897
8. Don Nelson.....	872
9. Sam Jones.....	871
10. Paul Pierce.....	813

MINUTES

1. John Havlicek.....	46,471
2. Bill Russell.....	40,726
3. Robert Parish.....	34,977
4. Larry Bird.....	34,443
5. Paul Pierce.....	30,525
6. Bob Cousy.....	30,131
7. Kevin McHale.....	30,118
8. Dave Cowens.....	28,551
9. JoJo White.....	26,770
10. Sam Jones.....	24,285

FG MADE

1. John Havlicek.....	10,513
2. Larry Bird.....	8,591
3. Robert Parish.....	7,483
4. Kevin McHale.....	6,830
5. Sam Jones.....	6,271
6. Bob Cousy.....	6,167
7. Paul Pierce.....	6,096
8. Bill Russell.....	5,687
9. JoJo White.....	5,648
10. Dave Cowens.....	5,608

FG ATTEMPTS

1. John Havlicek.....	23,930
2. Larry Bird.....	17,334
3. Bob Cousy.....	16,465
4. Paul Pierce.....	13,760
5. Sam Jones.....	13,745
6. Robert Parish.....	13,558
7. Bill Russell.....	12,930
8. JoJo White.....	12,782
9. Kevin McHale.....	12,334
10. Dave Cowens.....	12,195

FG % (2,000 ATTEMPTS)

1. Cedric Maxwell.....	559 (2,786-4,984)
2. Kevin McHale.....	554 (6,830-12,334)
3. Robert Parish.....	552 (7,483-13,558)
4. Kevin Gamble.....	518 (2,067-3,988)
5. Rick Robey.....	510 (1,144-2,241)
6. Dino Radja.....	497 (1,516-3,052)
7. Larry Bird.....	496 (8,591-17,334)
8. Gerald Henderson.....	489 (1,467-3,002)
9. Reggie Lewis.....	488 (3,198-6,550)
10. Danny Ainge.....	487 (2,537-5,210)

3-POINT FG %

(Ranked by %, with a minimum of 300 attempts)

1. Eddie House.....	261-of-629	.415
2. Dana Barros.....	416-of-1023	.407
3. Ray Allen.....	379-of-938	.404
4. David Wesley.....	281-of-724	.388
5. Danny Ainge.....	348-of-901	.386
6. Tony Delk.....	180-of-476	.378
7. Larry Bird.....	649-of-1727	.376
8. Chris Ford.....	126-of-336	.375
9. Brian Scalabrine.....	114-of-305	.374
10. Delonte West.....	173-of-463	.374

FT MADE

1. John Havlicek.....	5,369
2. Paul Pierce.....	5,054
3. Bob Cousy.....	4,621
4. Larry Bird.....	3,960
5. Kevin McHale.....	3,634
6. Robert Parish.....	3,279
7. Bill Russell.....	3,148
8. Bill Sharman.....	3,047
9. Sam Jones.....	2,869
10. Cedric Maxwell.....	2,738

FT ATTEMPTS

1. John Havlicek.....	6,589
2. Paul Pierce.....	6,330
3. Bob Cousy.....	5,753
4. Bill Russell.....	5,614
5. Kevin McHale.....	4,554
6. Robert Parish.....	4,491
7. Larry Bird.....	4,471
8. Sam Jones.....	3,572
9. Ed Macauley.....	3,518
10. Cedric Maxwell.....	3,496

FT % (1,500 ATTEMPTS)

1. Larry Bird.....	886 (3,960-4,471)
2. Bill Sharman.....	883 (3,047-3,451)
3. Larry Siegfried.....	855 (1,500-1,755)
4. Dennis Johnson.....	840 (1,527-1,817)
5. JoJo White.....	833 (1,892-2,270)
6. Reggie Lewis.....	824 (1,479-1,794)
7. John Havlicek.....	815 (5,369-6,589)
8. Frank Ramsey.....	804 (2,480-3,083)
9. Bob Cousy.....	803 (4,621-5,753)
Sam Jones.....	803 (2,869-3,572)

AVG POINTS (3 YRS. MIN.)

1. Larry Bird.....	24.3
2. Paul Pierce.....	22.9
3. John Havlicek.....	20.8
4. Antoine Walker.....	20.6
5. Ed Macauley.....	18.9
6. Tom Heinsohn.....	18.6
7. Bob Cousy.....	18.5
8. JoJo White.....	18.3
9. Dave Cowens.....	18.2
10. Bill Sharman.....	18.1

POINTS

1. John Havlicek.....	26,395
2. Larry Bird.....	21,791
3. Paul Pierce.....	18,603
4. Robert Parish.....	18,245
5. Kevin McHale.....	17,335
6. Bob Cousy.....	16,955
7. Sam Jones.....	15,411
8. Bill Russell.....	14,522
9. Dave Cowens.....	13,192
10. JoJo White.....	13,188

ASSISTS

1. Bob Cousy.....	6,945
2. John Havlicek.....	6,114
3. Larry Bird.....	5,695
4. Bill Russell.....	4,100
5. JoJo White.....	3,686
6. Dennis Johnson.....	3,486
7. Paul Pierce.....	3,183
8. K.C. Jones.....	2,904
9. Dave Cowens.....	2,828
10. Nate Archibald.....	2,563

REBOUNDS

1. Bill Russell.....	21,620
2. Robert Parish.....	11,051
3. Dave Cowens.....	10,170
4. Larry Bird.....	8,974
5. John Havlicek.....	8,007
6. Kevin McHale.....	7,122
7. Tom Sanders.....	5,798
8. Tom Heinsohn.....	5,749
9. Paul Pierce.....	5,107
10. Antoine Walker.....	4,782

PERSONAL FOULS

1. John Havlicek.....	3,281
2. Robert Parish.....	3,125
3. Tom Sanders.....	3,044
4. Dave Cowens.....	2,783
5. Kevin McHale.....	2,758
6. Bill Russell.....	2,592
7. Tom Heinsohn.....	2,454
8. Paul Pierce.....	2,341
9. Larry Bird.....	2,279
10. Bob Cousy.....	2,231

DISQUALIFICATIONS

1. Tom Sanders.....	94
2. Frank Ramsey.....	87
3. Dave Cowens.....	86
4. Tom Heinsohn.....	58
5. Robert Parish.....	53
6. Bob Brannum.....	42
7. Don Chaney.....	40
Jim Loscutoff.....	40
9. Cedric Maxwell.....	32
10. Bob Donham.....	31

SEASON	NO.	TEAM	SITE	DATE	REB	AST	PTS	SCORE
LARRY BIRD (69)								
1979-80	1	Detroit	Home	.11/14	19	10	23	115-111
1980-81	6	* Phoenix	Away	.12/30	10	10	27	116-97
		* San Diego	Away	.01/01	13	10	13	88-85
		Utah	Home	.01/21	10	10	20	117-87
		Indiana	Away	.03/06	10	10	28	104-110
		New York	Away	.03/24	13	10	16	118-116
x Chicago	Away	.04/10	17	10	24	113-107		
1981-82	5	* New Jersey	Away	.01/11	14	10	25	112-94
		* Atlanta	Home	.01/13	19	15	28	116-95
		Seattle	Away	.02/21	12	14	22	100-103
		x Philadelphia	Home	.05/09	15	10	24	121-81
		x Philadelphia	Away	.05/15	13	11	15	113-121
1982-83	4	Detroit	Away	.12/04	16	12	30	119-112
		Utah	Away	.01/01	15	11	14	127-112
		San Antonio	Away	.01/07	12	10	25	116-113
		Washington	Away (OT)	.04/02	10	12	34	121-117
1983-84	8	Denver	Away	.11/15	11	10	28	140-124
		New York	Away (2OT)	.11/22	11	11	16	113-117
		San Antonio	Home	.11/30	14	13	23	130-106
		Philadelphia	Home	.12/04	11	13	22	114-121
		Houston	Home	.02/10	14	12	17	114-101
		Seattle	Away	.02/17	13	13	30	111-100
		Chicago	Home	.04/08	10	10	30	117-110
		x New York	Home	.05/13	12	10	39	121-104
		1984-85	8	* Phoenix	Away	.12/26	11	10
* LA Clippers	Away			.12/27	13	13	13	118-103
* San Antonio	Away			.12/29	15	10	18	120-112
New York	Away			.01/07	10	10	26	108-97
Utah	Away			.02/18	12	10	30	110-94
* Detroit	Home			.03/03	15	10	30	138-129
* New York	Away			.03/05	19	10	20	110-102
Milwaukee	Home			.03/20	13	11	10	107-105
1985-86	13			New Jersey	Away (OT)	.10/25	12	10
		New York	Away	.11/23	10	10	18	113-104
		* Seattle	Away	.02/13	15	11	31	107-98
		* Portland	Away (OT)	.02/14	14	11	47	120-119
		Golden State	Away	.02/19	12	11	36	115-100
		* Indiana	Home	.02/23	11	12	30	113-98
		* New York	Away	.02/25	18	13	24	91-74
		LA Clippers	Home	.02/28	13	12	20	124-108
		Detroit	Home	.04/02	11	13	29	122-106
		Philadelphia	Away	.04/06	10	10	18	94-95
		x Milwaukee	Away	.05/17	16	13	19	111-107
		x Houston	Away	.06/01	15	11	25	104-106
		x Houston	Home	.06/08	11	12	29	114-97
1986-87	6	Atlanta	Away (OT)	.02/03	15	14	26	123-126
		Dallas	Away	.02/18	12	11	16	113-96
		Philadelphia	Home	.03/29	13	12	17	118-100
		Washington	Home	.04/01	17	15	30	103-86
		Philadelphia	Away (OT)	.04/05	10	12	39	104-106
x Milwaukee	Home	.05/19	16	11	18	104-91		
1987-88	2	San Antonio	Away	.02/10	17	10	39	136-120
		Milwaukee	Home	.04/13	10	10	26	123-104

SEASON	NO.	TEAM	SITE	DATE	REB	AST	PTS	SCORE		
LARRY BIRD (CONTINUED)										
1989-90	11	New Jersey	Home	.11/15	15	10	12	126-92		
		Charlotte	Away	.12/05	13	11	11	114-101		
		Denver	Home	.12/08	12	12	24	102-103		
		Seattle	Home	.12/13	11	10	40	109-97		
		Sacramento	Away (OT)	.12/27	11	10	37	115-112		
		Orlando	Away	.01/17	10	10	14	133-111		
		* New Jersey	Home	.03/18	18	11	29	122-106		
		* Cleveland	Home	.03/21	10	16	25	123-114		
		Cleveland	Away	.04/06	15	10	11	109-104		
		New York	Home	.04/15	17	13	17	101-94		
		x New York	Home	.04/26	18	10	24	116-105		
		1990-91	4	Miami	Home	.11/26	14	11	21	118-101
				Atlanta	Home	.12/23	10	10	14	132-104
				LA Lakers	Away	.02/15	11	11	11	98-85
x Indiana	Home			.04/26	12	12	21	127-120		
1991-92	1	Portland	Home (2OT)	.03/15	14	12	49	152-148		

ANTOINE WALKER (13)								
1996-97	2	* Charlotte	Home	.04/16	10	10	23	108-102
		* Philadelphia	Away	.04/18	12	13	23	119-113
1997-98	1	Houston	Home	.02/01	14	10	27	107-96
1999-00	1	Milwaukee	Home	.03/08	19	10	30	112-101
2000-01	5	Indiana	Home	.12/08	10	12	16	91-104
		Charlotte	Home	.12/16	11	10	20	87-99
		Minnesota	Away	.01/15	12	12	20	107-102
		LA Clippers	Away	.01/18	11	10	29	82-79
		Chicago	Away	.03/29	11	11	23	106-104
2001-02	2	Denver	Away	.02/12	12	14	30	110-93
		LA Lakers	Away	.02/19	14	10	30	109-108
2002-03	2	Atlanta	Home	.11/22	11	10	27	105-98
		Cleveland	Home	.12/13	11	10	33	115-100

PAUL PIERCE (6)								
2002-03	2	Orlando	Home	.01/26	13	13	27	91-83
		x New Jersey	Away	.05/07	10	11	32	95-104
2003-04	1	Milwaukee	Home	.11/25	10	10	26	106-96
2004-05	2	New Orleans	Home	.01/03	10	10	19	108-90
		New Jersey	Home	.02/02	10	10	28	110-89
2005-06	1	Philadelphia	Home	.03/08	12	10	31	104-101

RAJON RONDO (5)								
2008-09	5	Indiana	Home	.12/03	13	17	16	114-96
		Dallas	Away	.02/12	15	14	19	99-92
		x Chicago	Home	.04/20	12	16	19	...
		x Chicago	Away	.04/28	11	11	25	...
		x Orlando	Home	.05/06	11	18	15	...

ROBERT PARISH (1)								
1986-87	1	Philadelphia	Home	.03/29	10	10	14	118-100

DENNIS JOHNSON (1)								
1987-88	1	x New York	Away	.05/06	10	12	19	102-94

KEVIN GAMBLE (1)								
1992-93	1	Golden State	Away	.02/16	11	10	23	114-88

RYAN GOMES (1)								
2006-07	1	Charlotte	Home	.11/08	12	10	10	110-108 (OT)

x-Playoffs

*Consecutive Games

Officially recognized as an NBA stat starting with the 1979-80 season.

HOME OPENERS (41-21)

11/05/46.....	Chicago 57, Celtics 55
11/14/47.....	Philadelphia 79, Celtics 74 (OT)
11/07/48.....	Celtics 85, Philadelphia 77
11/10/49.....	Minneapolis 98, Celtics 84
11/09/50.....	Celtics 76, Minneapolis 71
11/04/51.....	Celtics 97, Indianapolis 65 *
11/08/52.....	Celtics 106, Syracuse 83
11/01/53.....	Minneapolis 84, Celtics 79 *
11/06/54.....	Celtics 107, Syracuse 84 *
11/05/55.....	Celtics 98, Philadelphia 87 *
11/03/56.....	New York 113, Celtics 107
11/02/57.....	Celtics 107, Syracuse 83
11/01/58.....	Celtics 112, Detroit 88
10/17/59.....	Celtics 129, Cincinnati 125 *
10/22/60.....	Celtics 118, Detroit 116 *
10/21/61.....	Celtics 137, Detroit 102 *
10/20/62.....	Celtics 149, New York 116 *
10/26/63.....	Celtics 123, Baltimore 108
10/17/64.....	Celtics 112, Detroit 81 *
10/16/65.....	Celtics 102, Cincinnati 98 *
10/15/66.....	Celtics 121, San Francisco 113 *
10/14/67.....	Celtics 105, Chicago 90 *
10/23/68.....	Celtics 108, Cincinnati 101
10/17/69.....	Cincinnati 110, Celtics 108 *
10/21/70.....	Detroit 121, Celtics 118
10/15/71.....	Golden State 97, Celtics 75 *
10/13/72.....	Celtics 112, Los Angeles 104
10/12/73.....	Celtics 118, Buffalo 112 *
10/18/74.....	Buffalo 126, Celtics 119 *
10/24/75.....	Celtics 109, Houston 94 *
11/05/76.....	Washington 107, Celtics 104
11/02/77.....	Cleveland 104, Celtics 101
10/13/78.....	Cleveland 115, Celtics 101 *
10/12/79.....	Celtics 114, Houston 108 *
10/10/80.....	Celtics 130, Cleveland 103 *
10/30/81.....	Celtics 124, Washington 100 *
11/03/82.....	Celtics 111, Indiana 104
11/02/83.....	Celtics 119, Milwaukee 105
10/31/84.....	Celtics 116, New Jersey 105
10/30/85.....	Celtics 117, Milwaukee 106
10/31/86.....	Celtics 120, Washington 102 *
11/06/87.....	Celtics 125, Milwaukee 108 *
11/04/88.....	Celtics 122, New York 115 (OT) *
11/03/89.....	Celtics 127, Milwaukee 114 *
11/02/90.....	Celtics 125, Cleveland 101 *
11/01/91.....	Celtics 111, Charlotte 108 *
11/06/92.....	Celtics 113, Minnesota 92 *
11/05/93.....	New York 111, Celtics 108 *
11/04/94.....	New York 120, Celtics 107 *
11/03/95.....	Milwaukee 101, Celtics 100 *
11/01/96.....	Chicago 107, Celtics 98 *
10/31/97.....	Celtics 92, Chicago 85 *
02/05/99.....	Toronto 103, Celtics 92 *
11/03/99.....	Celtics 112, Washington 101
11/01/00.....	Celtics 103, Detroit 83 *
10/31/01.....	New Jersey 95, Celtics 92 *
10/30/02.....	Chicago 99, Celtics 96 *
10/29/03.....	Celtics 88, Miami 75 *
11/03/04.....	Philadelphia 98, Celtics 95 *
11/02/05.....	Celtics 114, New York 100 (OT) *
11/01/06.....	NO/Okla. City 91, Celtics 87 *
11/02/07.....	Washington 83, Celtics 103 *
11/28/08.....	Cleveland 85, Celtics 90

ROAD OPENERS (29-33)

11/02/46.....	Providence 59, Celtics 53 *
11/13/47.....	Baltimore 85, Celtics 74 *
11/04/48.....	Philadelphia 94, Celtics 73 *
11/03/49.....	Sheboygan 98, Celtics 83 *
11/01/50.....	Fort Wayne 107, Celtics 84 *
11/15/51.....	Syracuse 97, Celtics 95
10/31/52.....	Celtics 83, Indianapolis 68 *
11/05/53.....	Fort Wayne 83, Celtics 79
10/30/54.....	Rochester 98, Celtics 95
11/12/55.....	New York 96, Celtics 95
10/27/56.....	Celtics 115, New York 112 *
10/22/57.....	Celtics 115, St. Louis 90
10/25/58.....	New York 127, Celtics 125 (OT) *
10/24/59.....	Celtics 121, Syracuse 109
10/28/60.....	Celtics 110, New York 101
11/03/61.....	Celtics 112, Philadelphia 98
10/26/62.....	Celtics 133, New York 108
10/16/63.....	Celtics 109, Baltimore 95 *
10/25/64.....	Celtics 112, Baltimore 100
10/23/65.....	St. Louis 120, Celtics 100
10/22/66.....	Celtics 126, New York 97
10/21/67.....	Celtics 125, Baltimore 109
10/18/68.....	Celtics 106, Detroit 88 *
10/18/69.....	Baltimore 124, Celtics 117
10/13/70.....	New York 114, Celtics 107 *
10/22/71.....	Celtics 115, Atlanta 108
10/11/72.....	Celtics 121, Detroit 108 *
10/13/73.....	Celtics 111, Philadelphia 106
10/19/74.....	Celtics 113, Buffalo 95
11/01/75.....	Chicago 84, Celtics 82 *
10/21/76.....	Celtics 129, Indiana 122 (OT) *
10/19/77.....	San Antonio 114, Celtics 109 *
10/18/78.....	Celtics 116, Atlanta 99
10/13/79.....	Celtics 139, Cleveland 117
10/14/80.....	Atlanta 122, Celtics 116
10/31/81.....	Milwaukee 119, Celtics 103
10/29/82.....	Celtics 104, Cleveland 93 *
10/28/83.....	Detroit 127, Celtics 121 *
10/26/84.....	Celtics 130, Detroit 123 *
10/25/85.....	New Jersey 113, Celtics 109 (OT) *
11/01/86.....	Milwaukee 111, Celtics 105
11/07/87.....	Celtics 140, Washington 139 (2 OT)
11/05/88.....	Philadelphia 129, Celtics 115
11/04/89.....	Celtics 102, Chicago 100
11/03/90.....	Celtics 106, New York 103
11/02/91.....	Washington 126, Celtics 118 (OT)
11/07/92.....	Milwaukee 124, Celtics 88
11/06/93.....	Celtics 100, Washington 88
11/05/94.....	Indiana 112, Celtics 103
11/04/95.....	Chicago 107, Celtics 85
11/02/96.....	Milwaukee 124, Celtics 102
11/04/97.....	New York 102, Celtics 70
02/08/99.....	Orlando 107, Celtics 90
11/02/99.....	Celtics 103, Toronto 90 *
11/04/00.....	Cleveland 91, Celtics 89
10/30/01.....	Celtics 108, Cleveland 89 *
10/31/02.....	Washington 114, Celtics 69
10/31/03.....	Celtics 93, Memphis 91
11/06/04.....	Celtics 107, New York 73
11/05/05.....	Charlotte 107, Celtics 105 (OT) *
11/04/06.....	Washington 124, Celtics 117
11/24/07.....	Celtics 98, Toronto 95 (OT)
11/01/08.....	Celtics 79, Indiana 95

*SEASON OPENERS TOTAL: 40-23

FIELD GOAL PERCENTAGE

SEASON	PLAYER	TOTAL
1953-54.....	Ed Macauley.....	.486
1974-75.....	Don Nelson.....	.539
1978-79.....	Cedric Maxwell.....	.584
1979-80.....	Cedric Maxwell.....	.609
1986-87.....	Kevin McHale.....	.604
1987-88.....	Kevin McHale.....	.604

FREE THROW PERCENTAGE

1952-53.....	Bill Sharman.....	.850
1953-54.....	Bill Sharman.....	.844
1954-55.....	Bill Sharman.....	.897
1955-56.....	Bill Sharman.....	.867
1956-57.....	Bill Sharman.....	.905
1958-59.....	Bill Sharman.....	.932
1960-61.....	Bill Sharman.....	.921
1965-66.....	Larry Siegfried.....	.881
1968-69.....	Larry Siegfried.....	.864
1983-84.....	Larry Bird.....	.888
1985-86.....	Larry Bird.....	.896
1986-87.....	Larry Bird.....	.910
1989-90.....	Larry Bird.....	.930

REBOUNDS

1957-58.....	Bill Russell.....	1,564
1958-59.....	Bill Russell.....	1,612
1963-64.....	Bill Russell.....	1,930
1964-65.....	Bill Russell.....	1,878

ASSISTS

SEASON	PLAYER	TOTAL
1952-53.....	Bob Cousy.....	547
1953-54.....	Bob Cousy.....	578
1954-55.....	Bob Cousy.....	557
1955-56.....	Bob Cousy.....	642
1956-57.....	Bob Cousy.....	478
1957-58.....	Bob Cousy.....	463
1958-59.....	Bob Cousy.....	557
1959-60.....	Bob Cousy.....	715

MINUTES

1958-59.....	Bill Russell.....	2,979
1959-60.....	Bill Russell.....	3,466
1970-71.....	John Havlicek.....	3,678
1971-72.....	John Havlicek.....	3,698

PERSONAL FOULS

1970-71.....	Dave Cowens.....	350
1971-72.....	Dave Cowens.....	314
1975-76.....	Charlie Scott.....	356

DISQUALIFICATIONS

1955-56.....	Arnie Risen.....	17 (tied with Vern Mikklesen)
1962-63.....	Frank Ramsey.....	13
1964-65.....	Tom Sanders.....	15
1965-66.....	Tom Sanders.....	19

No Celtics' player has led the league in Scoring, Steals, Blocked Shots or Three-Point Field Goal Percentage.

Five players have won scoring titles with other NBA teams then played with the Celtics; those individuals are:

Season	Player	Average	Team	Year w/Boston
1967-68.....	Dave Bing.....	.271.....	Detroit.....	1977-78
1972-73.....	Nate Archibald.....	.34.0.....	Kansas City-Omaha.....	1978-83
1973-74.....	Bob McAdoo.....	.30.6.....	Buffalo.....	1978-79
1974-75.....	Bob McAdoo.....	.34.5.....	Buffalo.....	1978-79
1975-76.....	Bob McAdoo.....	.31.1.....	Buffalo.....	1978-79
1976-77.....	Pete Maravich.....	.31.1.....	New Orleans.....	1979-80
1985-86.....	Dominique Wilkins.....	.30.3.....	Atlanta.....	1994-95

FACTS ON THE CELTICS:

- The current ownership group is the first local ownership of the franchise since 1964 when Walter Brown owned the team.
- The Celtics averaged 101.4 points in 1954-55 to become the first team ever to average 100 points a game.
- The Celtics longest consecutive years in the playoffs were 19 seasons, from 1950-51 – 1968-69.
- The Celtics started the first all-black team on December 26, 1964. The starters were: K.C. Jones, Sam Jones, Willie Naulls, Satch Sanders and Bill Russell.
- Only two Celtics have posted 500 rebounds and 500 assists in a single season. John Havlicek did the feat four times (1970-72, 1969-70, 1972-73) and Larry Bird five times (1983-87, 1989-90).
- Paul Pierce became the fastest Celtic in team history to record 10,000 career points. He accomplished the feat on March 12, 2004 (vs. Indiana), in his 431st career game. Larry Bird reached 10,000 points in his 436th career game.
- Paul Pierce became the first Celtic ever to lead the NBA in total points, scoring 2,144 points in the 2001-02 season.
- Larry Bird is the only Celtic to record four consecutive 2,000-point seasons, from 1984-85 through 1987-88.
- The first game as a Celtic for Arnold ‘Red’ Auerbach, Bob Cousy and Chuck Cooper was on November 1, 1950.
- Bill Sharman holds the best single-game scoring effort for a rookie in Celtics history, 42 points on December 11, 1952.
- Dave Cowens holds the single-season high for most minutes played by a rookie in Celtics history with 3,076 minutes in the 1970-71 season.
- Chris Ford scored the NBA’s first three-point field goal on October 12, 1979 vs. Houston.
- The franchise’s first 100-point game came on February 25, 1949, at Boston 102, St. Louis 83.
- The team has remembered/honored members of the Celtics family, usually with a commemorative black band on the left shoulder strap of the team jersey, seven times in the history of the franchise: Walter Brown (1964-65), Bob Schmertz (1975-76), Joan Cohen (1989-90), Johnny Most (1993-94), Reggie Lewis (1993-94), Dorothy Auerbach (2000-01), and Dennis Johnson (2006-07).
- In remembrance of Arnold “Red” Auerbach, the Celtics wore a commemorative patch of a black shamrock with the nickname “Red” in green letters for the duration of the 2006-07 season.

1956-57

(44-28* regular season, 7-3 playoffs)

COACH: RED AUERBACH

Bob Cousy (64 games), Tom Heinsohn (72), Dick Hemic (67), Jim Loscutt (70), Jack Nichols (61), Togo Palazzi (20), Andy Phillip (67), Frank Ramsey (35), Arnie Risen (43), Bill Russell (48), Bill Sharman (67) and Lou Tsioropoulos (52).
Trainer: Harvey Cohn.

1958-59

(52-20* regular season, 8-3 playoffs)

COACH: RED AUERBACH

Gene Conley (50 games), Bob Cousy (65), Tom Heinsohn (66), K.C. Jones (49), Sam Jones (71), Jim Loscutt (66), Frank Ramsey (72), Bill Russell (70), Bill Sharman (72), Ben Swain (58) and Lou Tsioropoulos (55).
Trainer: Buddy LeRoux.

1959-60

(59-16* regular season, 8-5 playoffs)

COACH: RED AUERBACH

Gene Conley (71 games), Bob Cousy (75), Gene Guarilia (48), Tom Heinsohn (75), K.C. Jones (74), Sam Jones (74), Maurice King (1), Jim Loscutt (28), Frank Ramsey (73), John Richter (66), Bill Russell (74) and Bill Sharman (71).
Trainer: Buddy LeRoux.

1960-61

(57-22* regular season, 8-2 playoffs)

COACH: RED AUERBACH

Gene Conley (75 games), Bob Cousy (76), Gene Guarilia (25), Tom Heinsohn (74), K.C. Jones (78), Sam Jones (80), Jim Loscutt (76), Frank Ramsey (79), Bill Russell (78), Tom Sanders (68) and Bill Sharman (61).
Trainer: Buddy LeRoux.

1961-62

(60-20* regular season, 8-6 playoffs)

COACH: RED AUERBACH

Carl Braun (48 games), Al Butler (5), Bob Cousy (75), Gene Guarilia (45), Tom Heinsohn (79), K.C. Jones (80), Sam Jones (78), Jim Loscutt (79), Gary Phillips (67), Frank Ramsey (79), Bill Russell (76) and Tom Sanders (80).
Trainer: Buddy LeRoux.

1962-63

(58-22* regular season, 8-5 playoffs)

COACH: RED AUERBACH

Bob Cousy (76 games), Jack Foley (5), Gene Guarilia (11), John Havlicek (80), Tom Heinsohn (76), K.C. Jones (79), Sam Jones (76), Jim Loscutt (63), Clyde Lovellette (61), Frank Ramsey (77), Bill Russell (78), Tom Sanders (80) and Dan Swartz (39).
Trainer: Buddy LeRoux.

1963-64

(59-21* regular season, 8-2 playoffs)

COACH: RED AUERBACH

John Havlicek (80 games), Tom Heinsohn (76), K.C. Jones (80), Sam Jones (76), Jim Loscutt (53), Clyde Lovellette (45), Johnny McCarthy (28), Willie Naulls (78), Frank Ramsey (75), Bill Russell (78), Tom Sanders (80) and Larry Siegfried (31).
Trainer: Buddy LeRoux.

1964-65

(62-18* regular season, 8-4 playoffs)

COACH: RED AUERBACH

Ron Bonham (37 games), Mel Counts (54), John Havlicek (75), Tom Heinsohn (67), K.C. Jones (78), Sam Jones (80), Willie Naulls (71), Bob Nordmann (3), Bill Russell (78), Tom Sanders (80), Larry Siegfried (72), John Thompson (64) and Gerry Ward (3).
Trainer: Buddy LeRoux.

1965-66

(54-26, 2nd in East one game behind Philadelphia in regular season, 11-6 playoffs)

COACH: RED AUERBACH

Ron Bonham (39 games), Mel Counts (67), Sihung Green (10), John Havlicek (71), K.C. Jones (80), Sam Jones (67), Willie Naulls (71), Don Nelson (75), Bill Russell (78), Tom Sanders (72), Woody Sauldsberry (39), Larry Siegfried (71), John Thompson (10) and Ron Watts (1).
Trainer: Buddy LeRoux.

1967-68

(54-28, 2nd in East eight games behind Philadelphia regular season; 12-7 in playoffs)

PLAYER-COACH: BILL RUSSELL

Wayne Embury (78 games), Mal Graham (78), John Havlicek (82), Bailey Howell (82), Johnny Jones (51), Sam Jones (73), Don Nelson (82), Bill Russell (78), Tom Sanders (78), Larry Siegfried (62), Tom Thacker (65) and Rick Weitzman (25).
Trainer: Joe DeLauro.

1968-69

(48-34, 4th in East nine games behind first-place Baltimore regular season; 12-6 in playoffs)

PLAYER-COACH: BILL RUSSELL

Jim Barnes (49 games), Emmette Bryant (80), Don Chaney (20), Mal Graham (22), John Havlicek (82), Bailey Howell (78), Rich Johnson (31), Sam Jones (70), Don Nelson (82), Bud Olsen (7), Bill Russell (77), Tom Sanders (82) and Larry Siegfried (79).
Trainer: Joe DeLauro.

1973-74

(56-26 regular season, 12-6 playoffs)

COACH: TOM HEINSOHN

Assistant Coach: John Killilea
Don Chaney (81 games), Dave Cowens (80), Steve Downing (24), Henry Finkel (60), Phil Hankinson (28), John Havlicek (76), Steve Kuberski (78), Don Nelson (82), Paul Silas (82), Paul Westphal (82), JoJo White (82) and Art Williams (67).
Trainer: Frank Challant. Assistant Trainer: Mark Volk.

1975-76

(54-28 regular season, 12-6 playoffs)

COACH: TOM HEINSOHN

Assistant Coach: John Killilea
Jerome Anderson (22 games), Jim Ard (81), Tom Boswell (35), Dave Cowens (78), John Havlicek (76), Steve Kuberski (60), Glenn McDonald (75), Don Nelson (75), Charlie Scott (82), Ed Searcy (4), Paul Silas (81), Kevin Stacom (77) and JoJo White (82).
Trainer: Frank Challant. Assistant Trainer: Mark Volk.

1980-81

(62-20** regular season, 12-5 playoffs)

COACH: BILL FITCH

Assistant Coaches: K.C. Jones and Jim Rodgers
Nate Archibald (80 games), Larry Bird (82), M.L. Carr (41), Terry Duerod (32), Eric Fernsten (45), Chris Ford (82), Gerald Henderson (82), Wayne Kreklow (25), Cedric Maxwell (81), Kevin McHale (82), Robert Parish (82) and Rick Robey (82).
Trainer: Ray Melchiorre.

1983-84

(62-20* regular season, 15-8 playoffs)

COACH: K.C. JONES

Assistant Coaches: Jim Rodgers and Chris Ford
Danny Ainge (71 games), Larry Bird (79), Quinn Buckner (79), M.L. Carr (60), Carlos Clark (31), Gerald Henderson (78), Dennis Johnson (80), Greg Kite (35), Cedric Maxwell (80), Kevin McHale (82), Robert Parish (80) and Scott Wedman (68).
Trainer: Ray Melchiorre.

1985-86

(67-15* regular season, 15-3 playoffs)

COACH: K.C. JONES

Assistant Coaches: Jim Rodgers and Chris Ford
Danny Ainge (80 games), Larry Bird (82), Rick Carlisle (77), Dennis Johnson (78), Greg Kite (64), Kevin McHale (68), Robert Parish (81), Jerry Sichting (82), David Thirkill (49), Sam Vincent (57), Bill Walton (80), Scott Wedman (79) and Sly Williams (6).
Trainer: Ray Melchiorre.

2007-08

(66-16* regular season, 16-10 playoffs)

COACH: GLENN "DOC" RIVERS

Ray Allen (73 games), Tony Allen (75), P.J. Brown (18), Sam Cassell (17), Glen Davis (69), Kevin Garnett (77), Eddie House (78), Kendrick Perkins (78), Paul Pierce (80), Scot Pollard (22), James Posey (74), Leon Powe (36), Gabe Pruitt (45), Rajon Rondo (77), Brian Scalabrine (48), Trainer: Ed Lacerte.

* Best record in the NBA

** Tied for best record in NBA





LEAGUE OFFICE

**NATIONAL BASKETBALL ASSOCIATION, NBA ENTERTAINMENT
WOMEN'S NATIONAL BASKETBALL ASSOCIATION**

NEW YORK

Olympic Tower
645 Fifth Avenue
New York, NY 10022
Telephone: 212-407-8000
Fax: 212-832-3861

477 Madison Avenue
New York, NY 10022
Telephone: 212-407-8700
Fax: 212-759-1412

NEW JERSEY

450 Harmon Meadow Boulevard
Secaucus, NJ 07094
Telephone: 201-865-1500
Fax: 201-865-2626

100 Plaza Drive
Secaucus, NJ 07094
Telephone: 201-865-1500
Fax: 201-974-5973

LOS ANGELES

900 Wilshire Boulevard
Suite 310
Santa Monica, CA 90401
Telephone: 310-899-0483
Fax: 310-899-0596



INTERNATIONAL OFFICES

EUROPE

HEADQUARTERS - NBA UK LTD
125 Kensington High Street
London, W8 5SF, UK
Telephone: 011-44-203-170-7023

FRANCE

18 rue Pasquier
75008 Paris, France
Telephone: +33 1 78 41 44 41
Fax: +33 1 78 41 43 27

SPAIN

c/Gobelas, 17
28023, Madrid, Spain
Telephone: +34 911517101
Fax: +34 911517120

TURKEY

Astoria Is Merkezi
Buyukdere Cad. No:127 A Kule K:9
Esentepe 34394, Istanbul, Turkey
Telephone: +90 212 340 7600
Fax: +90 212 340 7601

LATIN AMERICA

American Airlines Arena
601 Biscayne Boulevard
Miami, FL 33132
Telephone: (305) 269-4100
Fax: (305) 269-4139

MEXICO

Jose Maria Castorena 324
Suite #206-207
Col. Cuajimalpa, Mexico, D.F. C.P. 05000
Telephone: 011-5255-813-6699/7000
Fax: 011-5255-812-7464

CANADA

40 Bay Street, Suite 400
Toronto, Ontario
Canada M5J 2X2
Telephone: 416-365-3020
Fax: 416-364-0205

ASIA/PACIFIC

HONG KONG

1207 Man Yee Building
68 Des Voeux Road Central
Central Hong Kong
Telephone: 852-2843-9600
Fax: 852-2536-4808

JAPAN

Aioi Insurance Shinjuku Bldg.,
14th Floor
3-25-03 Yoyogi, Shibuya-ku
Tokyo, Japan 151-0053
Telephone: 813-5351-2411
Fax: 813-3251-2470

TAIWAN

Suite 1303, No. 88, Section 2,
Chung Hsiao East Road
Taipei, Taiwan ROC
Telephone: 886-2-2358-1900
Fax: 886-2-2358-1098

KOREA

18th Floor, Kyoung Am Building
157-27, Samsung-dong, Kangnam-gu
Seoul Korea 135-090
Telephone: 822 3450-1675
Fax: 822 3450-1510

CHINA - BEIJING

19th Floor, Office Tower 2,
China Central Place,
No. 79 Jianguo Road,
Chaoyang District,
Beijing 100025, China
Telephone: (86)10-5200-8200
Fax: (86)10-5200-8202

CHINA - SHANGHAI

Unit 2703-08, 27/F,
Tower 2, Plaza 66
1366 Nanjing West Road
Shanghai 200040, China
Telephone: (86)21-6137-2200

RETAIL

Fax: (86)-21-6288-9920

NBA STORE

666 Fifth Avenue
New York, NY 10103
Telephone: 212-515-6221
Fax: 212-515-6249

NBA CITY

6068 Universal Boulevard
Orlando, FL 32819
Telephone: 407-363-5919
Fax: 407-370-3178

600 First Avenue North
Minneapolis, MN 55403-1416
Telephone: 612-767-2960



LEAGUE OFFICE



**NBA
DEVELOPMENT
LEAGUE**

NBA DEVELOPMENT LEAGUE
477 Madison Avenue, 3rd Floor • New York, NY 10022 • 212-407-8700
www.nba.com/dleague
(864) 248-1100 • Fax: (864) 248-1102
Communications Coordinator: Joanna Shapiro

TEAMS

**ALBUQUERQUE
THUNDERBIRDS**

111 Lomas NW Blvd.,
Suite 240
Albuquerque, NM 87102
Tel: (505) 265-3865
Fax: (505) 268-2752
Arena: Tingley Coliseum
Media Relations Contact: Megan Brewer
NBA Affiliations: Dallas, New Orleans

AUSTIN TOROS

7800 Shoal Creek Blvd., Suite 115W
Austin, TX 78757
Arena: Austin Convention Center
Tel: (512) 236-8355
Fax: (512) 236-8444
Media Relations Contact:
Perri Travillion
NBA Affiliations: San Antonio

BAKERSFIELD JAM

1400 Norris Road
Bakersfield, CA 93308
Tel: (661) 716-4526
Fax: (661) 322-7069
Arena: Rabobank Arena
Media Relations Contacts: Vance Palm
NBA Affiliations: Golden State, LA Clippers

DAKOTA WIZARDS

919 South 7th St., Suite 501
Bismarck, ND 58504
Tel: (701) 258-2255
Fax: (701) 255-7967
Arena: Bismarck Civic Center
Media Relations Contact: Mike Offerdahl
*NBA Affiliations: Memphis,
Washington*

ERIE BAYHAWKS

110 East 8th Street
Erie, PA 16501
Tel: (814) 790-5600
Fax: (814) 790-5608
Arena: Tullio Arena
Media Relations Contact: Jeff Johns
NBA Affiliations: Cleveland, Toronto

FORT WAYNE MUD ANTS

1910 St. Joe Center Rd., Suite 61
Fort Wayne, IN 46825
Tel: (260) 469-4667
Fax: (260) 469-4674
Arena: Allen County War Memorial
Coliseum
Media Relations Contact: Heidi Busch
NBA Affiliations: Detroit, Indiana, Milwaukee

IDAHO STAMPEDE

233 South Capitol Blvd., Suite 100
Boise, ID 83702
Tel: (208) 388-4667
Fax: (208) 388-3845
Arena: Qwest Arena
Media Relations Contact: Jinny Gier
NBA Affiliations: Portland, Denver

IOWA ENERGY

833 5th Avenue
Des Moines, IA 50309
Tel: (515) 462-2849
Fax: (515) 564-8551
Arena: Wells Fargo Arena
Media Relations Contact:
Katie Mahnke
NBA Affiliations: Chicago, Phoenix

LOS ANGELES D-FENDERS

555 N. Nash Street
El Segundo, CA 90245
Tel: (310) 426-6031
Fax: (310) 426-6105
Arena: Staples Center
Media Relations Contact:
David Caldes
NBA Affiliations: Los Angeles Lakers

MAINE RED CLAWS

413 Congress Street
Portland, ME 04101
Tel: (207) 210-6655
Fax: (207) 210-6659
Arena: Portland Exhibition Building
Media Relations Contact:
Jana Spaulding
NBA Affiliations: Boston, Charlotte

RENO BIGHORNS

300 North Center Street
Reno, NV 89501
Tel: 775-284-2622
Fax: 775-284-8622
Arena: Reno Events Center
Media Relations Contact: April Clark,
Tony Funderburg
NBA Affiliations: Orlando, Sacramento

RIO GRANDE VALLEY VIPERS

6400 N. 10th St., Suite C
McAllen, TX 78504
Tel: (888) 748-6223
Fax: (956) 972-1150
Arena: Dodge Arena
Media Relations Contact:
Bert Garcia
NBA Affiliations: Houston

SIOUX FALLS SKYFORCE

2131 South Minnesota Avenue
Sioux Falls, SD 57105
Tel: (605) 332-0605
Fax: (605) 332-2305
Arena: Sioux Falls Arena
Media Relations Contact:
Brett Hansen
NBA Affiliations: Miami, Minnesota

SPRINGFIELD ARMOR

1 Monarch Place, Suite 220
Springfield, MA 01144
Tel: (413) 746-3263
Fax: (413) 746-3262
Arena: MassMutual Center
Media Relations Contact:
Joe Barbieri
NBA Affiliations: New Jersey, New York, Philadelphia

TULSA 66ers

10441 South Regal Blvd.
Tulsa, OK 74133
Tel: (918) 585-8444
Fax: (918) 398-6930
Arena: SpiritBank Event Center
Media Relations Contact: Jim Brylewski
NBA Affiliations: Oklahoma City

UTAH FLASH

5255 N Edgewood Dr., Suite 165
Provo, UT 84604
Tel: (801) 454-4667
Fax: (801) 705-1823
Arena: McKay Events Center
Media Relations Contact:
Kent Partridge
NBA Affiliations: Atlanta, Utah

NBA KEY DATES

2009-2010

October 26 Rosters set for opening day, 6 p.m. ET
October 27 Start of the 2009-10 NBA Regular Season
January 5 10-day contracts may now be signed
January 10 All player contracts are guaranteed for the remainder of the season
February 14 2010 NBA All-Star Game (Dallas, TX)
February 18 Trading Deadline, 3 p.m. ET
April 7-10 Portsmouth Invitational Tournament (Portsmouth, VA)

April 14 2009-10 NBA Regular Season ends
April 15 Rosters set for 2010 NBA Playoffs, 3 p.m. ET
April 17 2010 NBA Playoffs begin
April 25 NBA Early Entry Eligibility Deadline (11:59 p.m. ET)
May 18 NBA Draft Lottery
June 3 2010 NBA Finals start date (possible move-up to June 2)
June 14 NBA Draft Early Entry Entrant Withdrawal Deadline (5:00 p.m. ET)
June 17 NBA Finals latest possible end date
June 24 2010 NBA Draft



ATLANTA HAWKS

Philips Arena (18,729)
 Centennial Tower, 101 Marietta Street,
 Suite 1900, Atlanta, GA 30303
 404-878-3800 • fax 404-827-4229

2008-09 RESULTS

Boston won 4-0 (Celtics were 2-0 at TD Garden)
 11/12/08 Atlanta 102 @ Boston 103
 12/17/08 Boston 88 @ Atlanta 85
 03/27/09 Boston 99 @ Atlanta 93
 04/03/09 Atlanta 92 @ Boston 104

2009-10 MATCHUPS

11/13/09 Atlanta @ Boston
 01/08/10 Boston @ Atlanta
 01/11/10 Atlanta @ Boston
 01/29/10 Boston @ Atlanta

DIRECTORY

HEAD COACH:Mike Woodson
ASSISTANT COACHES:Larry Drew, Bob Bender, Jim Todd, Tyrone Hill
ATHLETIC TRAINER:Wally Blase
PUBLIC AND MEDIA RELATIONS:Arthur Triche, Jon Steinberg, Jason Roose
TELEVISION:FSN South/SportSouth. Broadcasters: Bob Rathbun, Dominique Wilkins, James Verrett
RADIO:WQXI(790 The Zone). Broadcasters: Steve Holman

2008-2009 SEASON SERIES (4-0) BOSTON VS. ATLANTA

PLAYER	G-GS	MIN	FG-FGA	PCT	3FG-FGA	PCT	FT-FTA	PCT	OFF	DEF	TOT	AST	PF-DQ	STL	TO	BLK	PIS	AVG	HI
Pierce	4-4	154	28-60	.467	6-17	.353	32-36	.889	5	18	23	11	10-0	3	10	1	94	23.5	34
Garnett	2-2	71	17-31	.548	0-0	---	9-10	.900	5	15	20	7	5-0	2	2	4	43	21.5	25
R. Allen	4-4	157	23-61	.377	7-29	.241	12-12	1.000	9	12	21	12	9-0	3	10	1	65	16.3	22
Rondo	4-4	124	20-37	.541	1-3	.333	8-14	.571	3	10	13	28	10-0	7	9	0	49	12.3	20
Davis	4-2	99	17-32	.531	0-0	---	8-11	.727	9	9	18	3	14-0	3	7	2	42	10.5	19
Perkins	4-4	123	12-19	.632	0-0	---	8-12	.667	8	29	37	6	19-1	1	7	11	32	8.0	12
Houise	4-0	67	11-29	.379	5-15	.333	0-0	---	1	2	3	4	3-0	1	2	0	27	6.8	12
Marbury	2-0	36	5-12	.417	3-6	.500	0-0	---	1	4	5	6	3-0	2	1	0	13	6.5	11
Moore	2-0	56	5-9	.556	0-0	---	1-1	1.000	2	14	16	3	8-0	1	2	0	11	5.5	9
Powe	2-0	26	1-3	.333	0-0	---	6-8	.750	2	6	8	1	5-0	0	2	3	8	4.0	4
T. Allen	3-0	35	3-11	.273	0-1	.000	2-2	1.000	2	3	5	1	1-0	1	4	1	8	2.7	4
Walker	2-0	10	1-2	.500	0-0	---	0-0	---	1	1	2	1	2-0	1	2	0	2	1.0	2
CELTICS	4	960	143-306	.467	22-71	.310	86-106	.811	48	123	171	83	89-1	25	60	23	394	98.5	104
HAWKS	4	960	126-317	.397	33-89	.371	87-113	.770	49	105	154	65	88-0	26	53	17	372	93.0	102

2008-2009 SEASON SERIES (0-4) ATLANTA VS. BOSTON

PLAYER	G-GS	MIN	FG-FGA	PCT	3FG-FGA	PCT	FT-FTA	PCT	OFF	DEF	TOT	AST	PF-DQ	STL	TO	BLK	PIS	AVG	HI
Johnson	4-4	162	28-67	.418	7-25	.280	22-26	.846	4	13	17	20	12-0	5	7	0	85	21.3	28
Bibby	4-4	147	26-56	.464	7-20	.350	10-11	.909	0	11	11	13	3-0	2	8	1	69	17.3	20
Smith	3-3	117	17-45	.378	2-6	.333	13-20	.650	7	21	28	9	12-0	2	6	6	49	16.3	22
Williams	2-2	78	10-18	.556	4-6	.667	6-10	.600	5	7	12	4	7-0	1	3	2	30	15.0	16
Murray	4-0	96	15-39	.385	9-16	.563	13-16	.813	1	6	7	5	6-0	5	10	0	52	13.0	21
Horford	4-4	141	14-42	.333	0-0	---	5-6	.833	15	21	36	10	14-0	7	6	6	33	8.3	14
Pachulia	4-2	68	7-19	.368	0-0	---	11-16	.688	9	8	17	0	12-0	0	6	1	25	6.3	9
Evans	4-1	98	7-25	.280	4-16	.250	6-6	1.000	6	10	16	2	11-0	2	4	0	24	6.0	13
West	2-0	8	1-2	.500	0-0	---	1-2	.500	1	1	2	1	1-0	2	0	0	3	1.5	2
Jones	3-0	37	1-4	.250	0-0	---	0-0	---	1	6	7	1	6-0	0	1	2	0	0.7	2
Hunter	1-0	3	0-0	---	0-0	---	0-0	---	0	0	0	0	0-0	0	0	0	0	0.0	0
Law	1-0	1	0-0	---	0-0	---	0-0	---	0	0	0	0	0-0	0	0	0	0	0.0	0
Morris	1-0	4	0-0	---	0-0	---	0-0	---	0	1	1	0	4-0	0	1	0	0	0.0	0
HAWKS	4	960	126-317	.397	33-89	.371	87-113	.770	49	105	154	65	88-0	26	53	17	372	93.0	102
CELTICS	4	960	143-306	.467	22-71	.310	86-106	.811	48	123	171	83	89-1	25	60	23	394	98.5	104



CELTICS VS. HAWKS GAME-BY-GAME RESULTS (SINCE 1960-61)

Table with columns: Date, H/A, W/L, Celtics, Opp. Multiple columns of game results from 1960 to 2016.

* Overtime
** Double-overtime

HAWKS: Tri-Cities Blackhawks 1949-51; Milwaukee Hawks 1951-55; St. Louis Hawks 1955-68; Atlanta Hawks 1968-present.

ALL-TIME SERIES

Boston leads 214-126 (Celtics are 114-35 at home)

CURRENT STREAK: Seven Celtics wins

LARGEST CELTICS WIN: 52 points; 138-106 on 01/06/65 @ Boston

LARGEST HAWKS WIN: 52 points; 117-85 on 02/28/78 @ Atlanta



CHARLOTTE BOBCCATS

Time Warner Cable Arena (19,077)
333 E. Trade Street, Charlotte, NC 28202
704-688-8600 • fax 704-688-7600

2008-09 RESULTS

Boston won 2-1 (Celtics were 1-0 at TD Garden)
11/29/08 Boston 89 @ Charlotte 84
01/06/09 Boston 106 @ Charlotte 114
04/01/09 Charlotte 109 @ Boston 111 (2OT)

2009-10 MATCHUPS

10/28/09 Charlotte @ Boston
12/01/09 Boston @ Charlotte
03/03/10 Charlotte @ Boston

DIRECTORY

HEAD COACH:Larry Brown
ASSISTANT COACHES:Herb Brown, Jeff Capel, Phil Ford, Dave Hanners, LaSalle Thompson
ATHLETIC TRAINER:Steve Stricker
PUBLIC AND MEDIA RELATIONS:B.J. Evans, Josh Rosen
BROADCAST TELEVISION:FSN South Cable. Broadcasters: Steve Martin, Dell Curry
RADIO:TBD. Broadcaster: Scott Laver

2008-2009 SEASON SERIES (2-1) BOSTON VS. CHARLOTTE

PLAYER	G-GS	MIN	FG-FGA	PCT	3FG-FGA	PCT	FT-FTA	PCT	OFF	DEF	TOT	AST	PF-DQ	STL	TO	BLK	PIS	AVG	HI
Pierce	3-3	123	27-53	.509	2-13	.154	23-27	.852	1	13	14	7	9-0	4	7	4	79	26.3	32
R. Allen	3-3	132	20-51	.392	9-31	.290	8-10	.800	3	9	12	7	6-0	8	3	0	57	19.0	22
Rondo	3-3	122	16-29	.552	1-4	.250	8-14	.571	3	9	12	24	11-0	9	16	1	41	13.7	21
Garnett	2-2	78	11-30	.367	0-1	.000	2-2	1.000	3	17	20	3	6-0	2	5	4	24	12.0	14
House	3-0	65	13-24	.542	6-14	.429	3-3	1.000	0	4	4	2	6-0	2	1	1	35	11.7	18
T. Allen	1-0	19	4-7	.571	0-0	---	3-3	1.000	0	0	0	3	0-0	3	3	1	11	11.0	11
Perkins	3-3	116	12-24	.500	0-0	---	4-8	.500	18	16	34	4	14-0	1	9	8	28	9.3	15
Marbury	1-0	17	2-2	1.000	0-0	---	1-2	.500	0	2	2	0	0-0	0	2	0	5	5.0	5
Powe	2-0	26	2-5	.400	0-0	---	5-6	.833	2	1	3	1	4-0	3	2	0	9	4.5	6
Moore	1-0	13	2-2	1.000	0-0	---	0-0	---	0	2	2	1	5-0	0	3	0	4	4.0	4
Davis	3-1	69	2-8	.250	0-0	---	6-10	.600	8	6	14	2	8-0	0	3	1	10	3.3	5
Pruitt	1-0	7	1-3	.333	1-3	.333	0-0	---	0	0	0	0	0-0	0	0	0	3	3.0	3
Scalabrino	2-0	6	0-0	---	0-0	---	0-0	---	0	0	0	0	1-0	0	1	0	0	0.0	0
Walker	1-0	3	0-0	---	0-0	---	0-0	---	0	0	0	0	0-0	0	0	0	0	0.0	0
CELTICS	3	795	112-238	.471	19-66	.288	63-85	.741	38	79	117	54	70-0	32	56	20	306	102.0	114
BOBCATS	3	795	117-248	.472	22-47	.468	51-63	.810	36	83	119	74	67-0	26	57	13	307	102.3	111

2008-2009 SEASON SERIES (1-2) CHARLOTTE VS. BOSTON

PLAYER	G-GS	MIN	FG-FGA	PCT	3FG-FGA	PCT	FT-FTA	PCT	OFF	DEF	TOT	AST	PF-DQ	STL	TO	BLK	PIS	AVG	HI
Richardson	1-1	30	7-13	.538	3-6	.500	5-6	.833	1	5	6	2	4-0	0	2	0	22	22.0	22
Wallace	3-3	121	25-51	.490	1-7	.143	15-19	.789	7	17	24	6	8-0	9	4	3	66	22.0	23
Diaw	2-2	86	13-21	.619	4-7	.571	2-2	1.000	3	9	12	13	5-0	27	7	1	32	16.0	17
Augustin	3-0	85	13-28	.464	8-10	.800	13-13	1.000	0	2	2	11	8-0	4	4	0	47	15.7	20
Felton	3-3	137	18-52	.346	1-6	.167	6-8	.750	3	11	14	26	4-0	15	15	1	43	14.3	25
Bell	1-1	49	5-14	.357	1-4	.250	1-1	1.000	1	3	4	5	3-0	3	3	0	7	12.0	12
Okafor	3-3	119	15-25	.600	0-0	---	4-5	.800	10	24	34	3	11-0	6	6	6	34	11.3	13
Radmanovic	1-0	20	4-7	.571	2-3	.667	0-0	---	0	1	1	1	3-0	1	1	0	10	10.0	10
Morrison	2-0	25	7-10	.700	1-2	.500	0-0	---	0	2	2	1	3-0	1	1	0	15	7.5	13
May	1-1	18	3-5	.600	0-0	---	0-0	---	2	2	4	1	2-0	2	2	1	6	6.0	6
Diop	1-0	15	2-4	.500	0-0	---	0-0	---	2	1	3	1	0-0	0	0	1	4	4.0	4
Howard	2-0	21	3-7	.429	0-0	---	1-2	.500	5	0	5	1	5-0	1	1	0	7	3.5	6
Ajinca	1-0	4	0-1	.000	0-0	---	2-2	1.000	0	0	0	0	2-0	0	0	0	2	2.0	2
Carroll	2-1	18	1-5	.200	1-1	1.000	1-1	1.000	1	4	5	1	4-0	3	3	0	4	2.0	4
Jones	1-0	13	0-0	---	0-0	---	1-2	.500	0	1	1	0	2-0	1	1	0	1	1.0	1
Mohammed	2-0	19	1-4	.250	0-0	---	0-0	---	1	0	1	1	2-0	3	3	0	2	1.0	2
Dudley	1-0	3	0-0	---	0-0	---	0-0	---	0	0	0	0	0-0	0	0	0	0	0.0	0
Hollins	1-0	1	0-0	---	0-0	---	0-0	---	0	0	0	0	0-0	0	0	0	0	0.0	0
Martin	1-0	5	0-0	---	0-0	---	0-0	---	0	0	0	0	0-0	0	0	0	0	0.0	0
Singletary	1-0	6	0-1	.000	0-1	.000	0-0	---	0	1	1	1	1-0	1	1	0	0	0.0	0
BOBCATS	3	795	117-248	.472	22-47	.468	51-63	.810	36	83	119	74	67-0	26	57	13	307	102.3	114
CELTICS	3	795	112-238	.471	19-66	.288	63-85	.741	38	79	117	54	70-0	32	56	20	306	102.0	111



CELTICS VS. BOBCATS GAME-BY-GAME RESULTS

Date	H/A	W/L	Celtics	Opp
11/12/04	H	W	91	74
1/25/05	A	W	97	92
3/4/05	H	W	104	84
3/14/05	A	W	119	110
11/5/05*	A	L	105	107
11/25/05	H	W	90	89
1/4/06	H	W	109	106
11/8/06*	H	W	110	108
11/22/06	A	L	83	92
12/16/06	A	W	106	100
3/21/07	H	L	84	92
11/24/07	A	W	96	95
1/9/08	H	L	83	95
2/29/08	H	W	108	100
4/5/08	A	W	101	78
11/29/08	A	W	89	84
1/6/09*	A	L	106	114
4/1/09**	H	W	111	109

* Overtime
 ** Double-overtime

ALL-TIME SERIES

Boston leads 13-5 (Celtics are 7-2 at home)

CURRENT STREAK: One Celtics win

LARGEST CELTICS WIN: 23 points; 101-78 on 04/05/08 @ Charlotte

LARGEST BOBCATS WIN: 12 points; 95-83 on 01/09/08 @ Boston

CHICAGO BULLS



CHICAGO BULLS

United Center (21,711)
 1901 West Madison Street, Chicago, IL 60612
 312-455-4000 • fax 312-455-4198

2008-09 RESULTS

Boston won 2-1 (Celtics were 2-0 at TD Garden)
 10/31/08 Chicago 80 @ Boston 96
 12/19/08 Chicago 108 @ Boston 126
 03/17/09 Boston 121 @ Chicago 127

2009-10 MATCHUPS

10/30/09 Chicago @ Boston
 12/12/09 Boston @ Chicago
 01/14/10 Chicago @ Boston
 04/13/10 Boston @ Chicago

DIRECTORY

HEAD COACH:Vinny Del Negro
ASSISTANT COACHES:Bernie Bickerstaff, Bob Ociepka, Pete Myers, Mike Wilhelm
ATHLETIC TRAINER:Fred Tedeschi
PUBLIC & MEDIA RELATIONS:Tim Hallam, Sebrina Brewster, Matt Yob, Shaun Hickombottom
BROADCAST TELEVISION:WGN (Ch. 9), WCIU (Ch. 26). Broadcasters: Stacey King, Neil Funk
 Comcast SportsNet Chicago. Broadcasters: Stacey King, Neil Funk
RADIO:WCKG (105.9FM). Broadcasters: Bill Wennington, Chuck Swirsky

2008-2009 SEASON SERIES (2-1) BOSTON VS. CHICAGO

PLAYER	G-GS	MIN	FG-FGA	PCT	3FG-FGA	PCT	FT-FTA	PCT	OFF	DEF	TOT	AST	PF-DQ	STL	TO	BLK	PIS	AVG	HI
Pierce	3-3	102	25-44	.568	4-7	.571	13-13	1.000	1	19	20	9	10-0	4	5	1	67	22.3	37
R. Allen	3-3	99	20-41	.488	10-22	.455	8-8	1.000	0	6	6	7	3-0	0	5	0	58	19.3	27
Garnett	2-2	52	14-22	.636	0-0	---	7-7	1.000	1	10	11	7	6-0	6	3	3	35	17.5	18
Perkins	3-3	92	22-37	.595	0-0	---	3-4	.750	12	16	28	6	9-0	1	9	6	47	15.7	25
Rondo	3-3	101	15-27	.556	0-0	---	14-22	.636	5	8	13	31	6-0	5	5	0	44	14.7	26
House	3-0	65	8-22	.364	7-13	.538	2-2	1.000	0	7	7	4	3-0	2	3	1	25	8.3	13
T. Allen	2-0	45	5-14	.357	1-3	.333	5-6	.833	1	2	3	5	4-0	5	5	1	16	8.0	10
Powe	3-1	37	6-11	.545	0-0	---	9-12	.750	5	7	12	2	7-0	0	3	1	21	7.0	13
Moore	1-0	28	2-5	.400	0-0	---	2-2	1.000	4	6	10	1	6-1	0	1	0	6	6.0	6
Walker	1-0	14	3-4	.750	0-0	---	0-0	---	1	1	2	0	4-0	0	0	0	6	6.0	6
Davis	2-0	29	1-5	.200	0-0	---	4-4	1.000	2	1	3	2	9-0	1	2	0	6	3.0	4
Scalabrino	2-0	15	2-5	.400	1-3	.333	0-0	---	1	3	4	0	1-0	0	1	1	5	2.5	5
Pruitt	3-0	20	2-4	.500	2-4	.500	0-0	---	2	1	3	1	1-0	1	0	0	6	2.0	3
O'Bryant	2-0	7	0-1	.000	0-0	---	1-2	.500	0	3	3	0	1-0	0	2	1	1	0.5	1
Giddens	1-0	1	0-0	---	0-0	---	0-0	---	0	0	0	0	0-0	0	0	0	0	0.0	0
Marbury	1-0	13	0-2	.000	0-0	---	0-0	---	0	1	1	1	2-0	0	2	0	0	0.0	0
CELTICS	3	720	125-244	.512	25-52	.481	68-82	.829	35	91	126	76	72-1	25	47	15	343	114.3	126
BULLS	3	720	112-252	.444	19-46	.413	72-85	.847	34	78	112	59	75-2	18	52	17	315	105.0	127

2008-2009 SEASON SERIES (1-2) CHICAGO VS. BOSTON

PLAYER	G-GS	MIN	FG-FGA	PCT	3FG-FGA	PCT	FT-FTA	PCT	OFF	DEF	TOT	AST	PF-DQ	STL	TO	BLK	PIS	AVG	HI
Salmons	1-1	43	14-20	.700	3-7	.429	7-7	1.000	0	3	3	0	3-0	1	0	1	38	38.0	38
Miller	1-0	29	7-12	.583	0-0	---	7-8	.875	5	9	14	5	2-0	1	1	1	21	21.0	21
Ty. Thomas	2-2	56	6-23	.261	0-1	.000	17-21	.810	2	9	11	0	6-0	1	5	4	29	14.5	18
Rose	3-3	86	15-35	.429	2-3	.667	11-11	1.000	2	5	7	14	8-0	1	7	0	43	14.3	18
Deng	2-2	70	10-25	.400	1-1	1.000	6-6	1.000	4	11	15	3	5-0	3	2	2	27	13.5	19
Gordon	3-2	89	12-31	.387	4-10	.400	10-11	.909	1	0	1	8	6-0	0	9	0	38	12.7	17
Nocioni	2-0	47	6-14	.429	5-8	.625	2-2	1.000	2	4	6	3	8-1	0	3	0	19	9.5	16
Hughes	1-0	20	3-7	.429	1-3	.333	2-2	1.000	0	0	0	1	2-0	0	3	0	9	9.0	9
Hunter	1-0	11	3-7	.429	2-5	.400	0-0	---	1	0	1	0	1-0	0	1	0	8	8.0	8
Simmons	1-0	12	3-6	.500	0-0	---	2-5	.400	0	1	1	1	1-0	0	2	8	8.0	8	
Hirrich	2-0	61	6-14	.429	0-3	.000	3-3	1.000	0	3	9	7	7-0	2	3	2	15	7.5	9
Sefolosha	2-1	42	6-13	.462	0-2	.000	3-3	1.000	1	4	5	4	2-0	4	3	2	15	7.5	8
Noah	3-1	74	10-19	.526	0-1	.000	1-4	.250	9	16	25	4	10-0	2	3	0	21	7.0	10
Tim Thomas	1-0	10	3-5	.600	1-2	.500	0-1	.000	1	2	1	1	1-0	1	0	1	7	7.0	7
Gooden	2-2	26	5-11	.455	0-0	---	1-1	1.000	2	2	4	0	4-0	1	2	0	11	5.5	9
Gray	2-1	41	3-8	.375	0-0	---	0-0	---	4	10	14	5	9-1	1	6	3	6	3.0	4
Nichols	1-0	4	0-2	.000	0-0	---	0-0	---	0	0	0	1	0-0	0	0	0	0	0.0	0
BULLS	3	720	112-252	.444	19-46	.413	72-85	.847	34	78	112	59	75-2	18	52	17	315	105.0	127
CELTICS	3	720	125-244	.512	25-52	.481	68-82	.829	35	91	126	76	72-1	25	47	15	343	114.3	126



CELTICS VS. BULLS GAME-BY-GAME RESULTS

Date	H/A	W/L	Celtics	Opp	Date	H/A	W/L	Celtics	Opp	Date	H/A	W/L	Celtics	Opp
10/27/66	N	W	123	100	1/16/80	H	W	114	104	12/5/92	A	L	89	96
11/3/66	N	W	137	108	1/29/80	A	W	103	99	1/18/93	A	L	93	103
11/8/66	A	W	112	101	11/9/80	H	W	111	105	4/4/93	H	L	89	101
12/10/66	H	W	125	110	11/18/80	A	W	113	112	11/13/93	A	W	98	97
12/30/66	A	W	110	106	12/13/80	A	W	106	95	12/15/93	H	L	98	108
1/13/67	H	W	122	102	12/17/80	H	W	115	98	3/16/94	H	L	100	101
1/17/67	A	W	109	101	1/9/81*	H	W	117	111	4/22/94**	A	W	104	94
3/2/67	N	W	114	108	1/29/81	A	L	85	108	12/3/94	A	L	109	125
3/7/67	A	L	114	117	11/4/81	H	W	115	93	12/28/94	H	L	97	105
10/14/67	H	W	105	90	11/17/81	A	W	98	95	3/22/95	H	L	107	124
11/9/67	A	W	107	93	1/6/82	H	L	102	116	3/30/95	A	L	82	100
1/2/68	A	L	84	95	3/23/82	A	W	110	103	11/4/95	A	L	85	107
1/31/68	H	W	118	109	4/4/82	H	W	114	112	12/18/95	H	L	114	123
3/1/68	H	W	94	87	4/13/82	A	L	115	120	3/2/96	A	L	75	107
3/7/68	A	L	112	118	12/22/82	H	W	140	131	11/7/96	H	L	98	107
10/19/68	A	W	106	96	1/21/83	A	W	117	106	11/9/96	A	L	92	104
10/29/68	N	L	97	103	1/31/83	H	W	110	104	3/11/97	H	L	106	117
12/21/68	A	W	102	94	3/26/83	A	L	108	118	4/11/97	A	L	106	111
1/22/69	A	L	94	95	4/15/83	H	L	117	120	10/31/97	H	W	92	85
3/2/69	H	W	99	92	11/12/83	A	W	116	101	12/3/97	H	L	87	97
3/19/69	H	W	104	92	12/6/83	A	W	118	105	1/6/98	A	L	79	90
11/8/69	A	L	87	103	1/31/84	A	W	106	83	3/23/98	A	L	88	111
11/19/69	H	W	122	106	3/2/84	H	W	104	100	5/21/99*	H	L	92	95
12/6/69*	A	L	114	116	4/8/84	H	W	117	110	4/11/99	H	W	87	81
12/23/69	H	W	117	112	11/15/84	A	W	125	105	4/23/99	A	W	100	71
2/5/70	N	W	93	85	12/22/84	A	L	85	110	11/13/99	A	L	91	92
3/13/70	A	L	113	134	1/9/85	H	W	111	108	1/8/00	A	L	79	96
11/27/70	A	L	107	110	2/5/85	A	W	110	106	3/10/00	H	W	104	74
12/5/70	A	W	101	97	2/22/85	N	W	115	105	4/14/00	H	W	106	91
2/7/71	H	W	104	96	3/6/85	H	L	107	104	12/13/00	H	L	86	104
2/9/71	A	W	90	88	12/15/85	H	W	109	104	3/25/01	H	W	102	98
3/14/71	H	W	117	104	12/17/85	A	L	108	116	3/29/01	A	W	106	104
11/20/71	A	L	106	123	1/30/86	A	W	101	91	11/27/01	H	W	96	82
12/11/71	H	L	99	115	3/5/86	H	W	108	97	12/8/01	A	L	84	87
12/14/71	A	W	116	108	3/21/86	H	W	126	105	12/14/01	H	W	107	101
1/12/72	H	W	113	112	11/14/86	A	W	110	98	4/8/02	A	L	100	105
2/2/72	H	W	124	100	1/2/87	H	W	113	99	10/30/02	H	L	96	99
10/14/72	A	W	96	88	1/27/87	A	W	105	97	11/6/02	A	W	91	69
12/29/72	H	L	99	106	1/28/87	H	W	132	103	11/27/02	H	W	92	82
2/13/73	A	W	105	101	3/27/87	A	W	111	106	12/16/02	A	L	83	94
3/23/73	H	W	106	105	4/17/87	H	W	108	105	11/12/03	H	L	82	89
12/1/73	H	W	120	98	11/25/87	H	L	102	107	1/3/04	A	W	88	77
12/8/73	A	L	95	112	1/12/88	A	W	104	97	2/12/04	A	L	87	107
1/9/74	H	W	106	89	3/18/88	A	L	103	113	1/8/05	A	L	91	102
2/5/74	A	L	98	100	3/20/88	H	W	137	107	1/19/05	H	W	92	83
10/30/74	H	L	104	105	4/21/88	H	W	126	119	1/29/05	A	W	101	97
12/10/74	A	W	107	89	4/24/88	A	L	108	115	3/25/05	H	L	86	94
3/11/75*	A	W	121	115	11/9/88	H	L	104	110	12/27/05	H	L	102	106
3/28/75	H	W	97	92	12/6/88	A	L	105	100	12/27/05	A	L	86	118
11/1/75	A	L	82	84	1/15/89	A	L	104	110	3/26/06	H	L	97	101
12/3/75	H	L	106	109	3/8/89	H	W	104	95	4/1/06	A	L	94	100
1/17/76	A	W	94	92	11/4/89	A	W	102	100	12/04/06	A	L	82	100
3/24/76	H	W	94	87	3/4/90	H	L	114	118	3/11/07	H	L	78	94
12/3/76	H	W	115	109	4/17/90	A	L	105	111	3/13/07	A	L	87	95
12/11/76	A	L	76	84	4/20/90	H	W	120	116	12/8/07	A	W	92	81
3/15/77	A	L	96	107	11/6/90	A	W	110	108	12/21/07	H	W	107	82
3/30/77	N	W	90	88	11/9/90	H	L	100	120	3/7/08	H	W	116	93
11/30/77	H	W	98	92	2/26/91	A	L	99	129	4/1/08	A	W	106	92
12/30/77	A	L	97	102	3/31/91**	H	W	135	132	10/31/08	H	W	96	80
3/24/78	H	L	96	97	11/6/91	H	L	113	132	12/19/08	H	W	126	108
4/4/78	A	L	104	116	12/25/91	A	L	99	121	3/17/09	A	L	121	127
11/1/78	H	W	118	112	3/11/92	A	L	85	119					
1/23/79	A	L	90	100	4/5/92	H	W	97	86					
3/30/79	H	L	105	121	12/2/92	H	W	101	96					

* Overtime

** Double-overtime

ALL-TIME SERIES

Boston leads 107-84 (Celtics are 60-31 at home)

CURRENT STREAK: One Bulls win

LARGEST CELTICS WIN: 30 points; 137-107 on 03/20/88 @ Boston & 104-74 on 03/10/00 @ Boston

LARGEST BULLS WIN: 34 points; 119-85 on 03/11/92 @ Chicago

2008-09 RESULTS



Series tied 2-2 (Celtics were 2-0 at TD Garden)

- 10/28/08 Cleveland 85 @ Boston 90
- 01/09/09 Boston 83 @ Cleveland 98
- 03/06/09 Cleveland 94 @ Boston 105
- 04/12/09 Boston 76 @ Cleveland 107

2009-10 MATCHUPS

- 10/27/09 Boston @ Cleveland
- 02/25/10 Cleveland @ Boston
- 03/14/10 Boston @ Cleveland
- 04/04/10 Cleveland @ Boston

CLEVELAND CAVALIERS

Quicken Loans Arena (20,562)
One Center Court, Cleveland, OH 44115
216-420-2000 • fax 216-420-2298

DIRECTORY

HEAD COACH:Mike Brown
 ASSISTANT COACHES:Hank Egan, Melvin Hunt, Chris Jent, Michael Malone
 ATHLETIC TRAINER:Max Benton
 PUBLIC AND MEDIA RELATIONS:Tad Carper, Amanda Mercado, Garin Narain, Bruce Wimbish, Tori Vinci
 BROADCAST TELEVISION:FSN Ohio. Broadcasters: Fred McLeod, Austin Carr
 RADIO:WTAM (1100AM). Broadcaster: Joe Tait

2008-2009 SEASON SERIES (2-2) BOSTON VS. CLEVELAND

PLAYER	G-GS	MIN	FG-FGA	PCT	3FG-FGA	PCT	FT-FTA	PCT	OFF	DEF	TOT	AST	PF-DQ	STL	TO	BLK	PIS	AVG	HI
Pierce	4-4	150	29-73	.397	7-21	.333	16-22	.727	2	12	14	17	12-0	2	9	0	81	20.3	29
Garnett	2-2	65	13-30	.433	0-0	---	3-6	.500	6	15	21	5	6-0	2	2	0	29	14.5	18
Powe	3-0	62	18-23	.783	0-0	---	5-8	.625	5	11	16	3	11-0	0	3	1	41	13.7	20
R. Allen	4-4	144	15-41	.366	7-19	.368	6-7	.857	2	14	16	9	7-0	3	10	0	43	10.8	17
T. Allen	2-0	38	7-13	.538	0-2	.000	4-6	.667	1	4	5	4	8-1	1	4	0	18	9.0	11
Perkins	4-4	108	15-23	.652	0-0	---	3-4	.750	9	14	23	1	13-1	1	4	4	33	8.3	13
Moore	2-0	35	8-9	.889	0-0	---	0-2	.000	1	4	5	1	10-0	0	2	1	16	8.0	10
Rondo	4-4	124	10-30	.333	0-2	.000	10-20	.500	6	9	15	35	9-0	12	5	1	30	7.5	14
Davis	4-2	87	11-29	.379	0-0	---	4-5	.800	7	6	13	6	9-0	3	4	1	26	6.5	12
House	4-0	77	7-23	.304	5-17	.294	3-4	.750	0	5	5	2	7-0	3	1	2	22	5.5	8
O'Bryant	1-0	4	2-2	1.000	0-0	---	0-0	---	1	1	2	0	2-0	0	0	0	4	4.0	4
Marbury	2-0	36	3-14	.214	0-4	.000	1-1	1.000	0	1	1	7	1-0	1	3	1	7	3.5	5
Pruitt	2-0	13	1-4	.250	0-1	.000	0-0	---	0	3	3	2	0-0	1	1	0	2	1.0	2
Walker	2-0	9	1-3	.333	0-0	---	0-0	---	0	1	1	0	4-0	0	1	0	2	1.0	2
Giddens	1-0	1	0-0	---	0-0	---	0-0	---	1	0	1	0	0-0	1	0	0	0	0.0	0
Scalabrino	1-0	6	0-1	.000	0-0	---	0-0	---	0	1	1	0	1-0	0	0	0	0	0.0	0
CELTICS	4	960	140-318	.440	19-67	.284	55-85	.647	41	101	142	92	100-2	30	52	11	354	88.5	105
CAVALIERS	4	960	130-268	.485	28-61	.459	96-133	.722	28	124	152	72	81-0	29	61	16	384	96.0	107

2008-2009 SEASON SERIES (2-2) CLEVELAND VS. BOSTON

PLAYER	G-GS	MIN	FG-FGA	PCT	3FG-FGA	PCT	FT-FTA	PCT	OFF	DEF	TOT	AST	PF-DQ	STL	TO	BLK	PIS	AVG	HI
James	4-4	140	36-75	.480	10-24	.417	28-35	.800	2	22	24	24	8-0	8	15	5	110	27.5	38
Williams	4-4	135	23-44	.523	8-14	.571	10-10	1.000	2	11	13	11	9-0	3	12	1	64	16.0	26
Ilgaukas	3-3	83	12-24	.500	0-0	---	14-17	.824	4	18	22	1	8-0	0	5	4	38	12.7	15
Varejao	4-3	119	16-50	.333	0-0	---	12-25	.522	9	22	31	5	11-0	5	6	0	44	11.0	15
Gibson	4-0	95	11-20	.550	6-11	.545	6-7	.857	0	10	10	7	7-0	1	3	1	34	8.5	15
West	4-4	150	11-26	.423	3-5	.600	7-7	1.000	1	11	12	16	7-0	2	4	0	32	8.0	13
Smith	2-0	40	6-14	.429	0-0	---	2-4	.500	8	5	13	2	6-0	0	0	1	14	7.0	7
Wallace	3-2	55	3-3	1.000	0-0	---	5-12	.417	1	8	9	1	6-0	3	2	3	11	3.7	9
Jackson	2-0	15	2-3	.667	0-0	---	3-4	.750	0	0	0	0	2-0	1	1	0	7	3.5	7
Szczerbiak	4-0	55	4-12	.333	1-3	.333	4-4	1.000	1	5	6	2	6-0	3	3	1	15	3.3	4
Pavlovic	4-0	28	3-8	.375	0-4	.000	3-6	.500	0	4	4	1	3-0	0	3	0	9	2.3	7
Hickson	2-0	27	1-4	.250	0-0	---	2-4	.500	0	3	3	0	3-0	1	2	0	4	2.0	3
Wright	1-0	10	1-3	.333	0-0	---	0-0	---	0	2	2	1	4-0	1	1	0	2	2.0	2
Kinsey	3-0	9	1-2	.500	0-0	---	0-0	---	0	3	3	1	1-0	1	2	0	2	0.7	2
CAVALIERS	4	960	130-268	.485	28-61	.459	96-133	.722	28	124	152	72	81-0	29	61	16	384	96.0	107
CELTICS	4	960	140-318	.440	19-67	.284	55-85	.647	41	101	142	92	100-2	30	52	11	354	88.5	105



CELTICS VS. CAVALIERS GAME-BY-GAME RESULTS

Date	H/A	W/L	Celtics	Opp	Date	H/A	W/L	Celtics	Opp	Date	H/A	W/L	Celtics	Opp
11/20/70	A	W	116	112	3/25/83	H	W	124	102	4/11/97*	H	W	103	101
12/4/70	A	W	118	107	10/29/83	A	W	108	89	11/7/97	H	L	92	96
1/24/71	H	W	121	110	12/14/83	H	W	110	108	11/29/97	A	L	97	103
1/25/71	A	L	116	117	1/6/84	H	W	115	97	4/14/98	A	L	86	95
11/21/71	A	W	128	105	1/24/84	A	W	118	97	4/17/98	H	W	78	71
12/8/71	H	W	126	107	4/3/84	A	W	98	86	2/6/99	H	W	77	73
12/11/71	A	W	115	109	4/6/84	H	W	113	94	3/2/99	A	L	99	116
1/26/72	H	L	108	112	12/1/84	A	W	110	104	3/23/99	A	L	86	113
2/23/72	A	W	113	111	12/2/84	H	W	122	99	4/12/99	H	W	103	89
3/1/72	H	W	115	105	2/6/85	H	W	113	108	11/17/99	H	W	114	103
10/27/72	H	W	123	97	3/15/85	A	W	119	96	12/14/99	A	L	88	115
12/8/72	A	W	96	87	3/22/85	H	W	129	117	1/3/00	H	W	105	98
12/9/72	H	W	123	88	4/11/85	A	W	121	115	4/1/00	A	L	103	109
1/31/73	H	W	94	89	10/26/85	A	W	105	100	11/4/00	A	L	89	91
2/6/73	A	L	105	110	12/14/85	A	L	99	109	11/28/00	A	W	87	72
2/25/73	A	W	105	92	1/8/86	H	W	126	95	2/4/01	H	W	103	82
10/28/73	A	L	99	102	3/18/86	N	W	126	96	10/30/01	A	W	108	89
10/31/73	H	W	128	110	4/1/86	A	W	123	105	12/19/01	H	W	104	98
11/25/73	A	W	107	101	4/11/86	H	W	117	104	1/26/02	A	W	108	101
12/29/73	N	W	111	92	12/6/86	A	L	86	88	3/20/02	H	W	96	70
1/30/74	H	W	120	108	1/16/87*	H	W	133	128	12/15/02	H	W	115	100
3/15/74	A	L	103	104	2/4/87	H	W	104	102	12/21/02	A	W	89	82
10/23/74	H	L	107	108	3/24/87	N	W	111	88	3/28/03	H	W	104	95
10/29/74	A	W	107	92	4/7/87	A	L	83	107	3/29/03	A	W	110	106
1/31/75	H	W	121	99	11/13/87	H	W	128	114	11/14/03	H	W	91	82
3/25/75	A	W	89	84	11/17/87	A	L	88	109	12/13/03	A	W	105	98
11/23/75	A	W	105	90	1/23/88	A	L	100	119	1/9/04	H	W	107	82
1/20/76	A	L	85	98	3/6/88	H	W	127	98	2/9/04	A	L	89	97
3/26/76	H	W	95	93	4/15/88	A	L	109	120	11/26/04	H	L	96	98
4/1/76	A	W	95	88	11/22/88	N	L	102	114	12/18/04*	A	W	114	107
4/6/76	H	L	92	101	12/2/88	A	L	84	112	4/19/05	A	L	86	100
11/26/76	H	L	92	108	12/21/88	H	L	114	115	11/22/05	A	L	93	115
12/21/76	A	L	101	108	4/2/89	A	L	100	117	2/15/06**	H	L	109	113
3/29/77	A	L	82	110	4/14/89	H	W	113	104	3/24/06	A	L	82	94
4/10/77	H	W	115	105	11/11/89	A	L	101	104	4/17/06	H	L	88	93
10/29/77	A	L	98	103	12/1/89	H	W	102	89	11/11/06	A	L	93	94
11/2/77	H	L	101	104	3/21/90	H	W	123	114	1/3/07	H	L	104	107
3/16/78	A	L	102	112	4/6/90	A	W	109	104	4/1/07	H	W	98	96
3/22/78	H	W	105	99	11/2/90	H	W	125	101	11/27/07	A	L	104	109*
10/13/78	H	L	101	115	11/24/90	A	W	113	102	12/2/07	H	W	80	70
11/18/78	A	W	92	90	3/29/91	H	W	110	108	2/5/08	A	L	113	114
2/2/79	H	W	112	98	4/19/91*	A	L	117	124	2/27/08	H	W	92	87
3/21/79	A	L	109	111	1/3/92	H	L	100	111	10/28/08	H	W	90	85
10/13/79	A	W	139	117	1/20/92	A	W	107	102	1/9/09	A	L	83	98
10/17/79	H	W	127	108	3/18/92	H	W	96	94	3/6/09	H	W	105	94
12/8/79	A	L	100	116	4/7/92	A	W	100	97	4/12/09	A	L	76	107
1/30/80	H	W	110	103	12/1/92	A	L	101	111					
3/22/80	A	L	105	109	1/12/93	A	W	121	115					
3/28/80	H	W	130	122	3/7/93	H	W	96	88					
10/10/80	H	W	130	103	4/23/93	H	W	107	99					
11/22/80	A	L	98	113	1/5/94	A	W	101	96					
12/20/80	A	W	107	102	1/7/94	H	L	85	99					
1/14/81	H	W	120	113	3/2/94	H	L	96	110					
2/25/81	H	W	124	103	4/24/94	A	L	91	117					
11/14/81	A	W	92	91	12/9/94	H	L	89	96					
12/22/81	H	W	120	116	12/26/94	A	L	102	123					
1/2/82	A	W	106	103	2/8/95	H	W	75	67					
1/28/82	A	W	116	104	4/4/95	A	W	97	92					
3/24/82	H	W	136	115	1/5/96	H	W	93	77					
10/29/82	A	W	104	93	2/6/96	A	L	73	91					
12/8/82	H	W	113	93	3/8/96	H	L	91	96					
1/15/83	A	L	86	90	3/14/96	A	L	73	98					
1/23/83	H	W	105	91	3/1/97	A	L	81	99					
3/20/83	A	W	90	79	4/2/97	H	L	87	96					

* Overtime
 ** Double-overtime

ALL-TIME SERIES

Boston leads 109-65 (Celtics are 67-19 at home)

CURRENT STREAK: One Cavaliers win

LARGEST CELTICS WIN: 35 points; 123-88 on 12/09/72 @ Boston

LARGEST CAVALIERS WIN: 31 points; 107-76 on 04/12/09 @ Cleveland



DALLAS MAVERICKS
 American Airlines Center (19,200)
 2500 Victory Avenue, Dallas, TX 75219
 214-747-6287 • fax 214-665-4661

2008-09 RESULTS

Boston won 2-0 (Celtics were 1-0 at TD Garden)
 01/25/09 Dallas 100 @ Boston 124
 02/12/09 Boston 99 @ Dallas 92

2009-10 MATCHUPS

01/18/10 Dallas @ Boston
 03/20/10 Boston @ Dallas

DIRECTORY

HEAD COACH:Rick Carlisle
ASSISTANT COACHES:.....Terry Stotts, Dwayne Casey, Tom Sterner, Monte Mathis, Darrell Armstrong
ATHLETIC TRAINER:Casey Smith
PUBLIC AND MEDIA RELATIONS:Sarah Melton, Scott Tomlin, Renee Felton, Matt Miller, Gina Culvert, Jessica Hunt
BROADCAST TELEVISION:.....TXA-21 (Ch. 21), Fox Sports Net Southwest. Broadcasters: Mark Followill, Bob Ortelgel
RADIO:.....ESPN Radio (103.3FM). Broadcasters: Chuck Cooperstein, Brad Davis
SPANISH RADIO:.....KFLC (1270AM). Broadcaster: Victor Villalba

2008-2009 SEASON SERIES (2-0) BOSTON VS. DALLAS

PLAYER	G-GS	MIN	FG-FGA	PCT	3FG-FGA	PCT	FT-FTA	PCT	OFF	DEF	TOT	AST	PF-DQ	STL	TO	BLK	PIS	AVG	HI
R. Allen	2-2	69	14-25	.560	6-11	.545	9-9	1.000	1	7	8	9	4-0	2	3	1	43	21.5	23
Garnett	2-2	56	18-30	.600	0-0	---	3-5	.600	2	5	7	7	7-0	1	5	0	39	19.5	23
Pierce	2-2	66	12-27	.444	2-6	.333	13-14	.929	1	9	10	4	9-0	0	3	0	39	19.5	31
Rondo	2-2	78	15-24	.625	0-1	.000	2-4	.500	6	16	22	28	2-0	5	8	0	32	16.0	31
House	2-0	41	10-18	.556	8-13	.615	2-3	.667	0	3	3	2	1-0	2	0	0	30	15.0	23
Scalabrino	1-0	15	2-5	.400	2-3	.667	0-0	---	0	1	1	1	4-0	0	1	0	6	6.0	6
Walker	1-0	12	2-4	.500	0-0	---	2-2	1.000	0	0	0	2	2-0	0	0	0	6	6.0	6
Davis	2-0	31	3-4	.750	0-0	---	3-3	1.000	2	6	8	0	6-0	0	1	0	9	4.5	7
Perkins	2-2	50	4-9	.444	0-0	---	0-0	---	6	9	15	2	7-0	0	4	4	8	4.0	8
Pruitt	2-0	22	2-7	.286	1-3	.333	0-0	---	0	3	3	2	3-0	0	0	0	5	2.5	5
O'Bryant	1-0	8.3	1-3	.333	0-0	---	0-0	---	2	1	3	1	1-0	1	0	0	2	2.0	2
Powe	2-0	31	2-9	.222	0-0	---	0-0	---	3	4	7	0	7-1	1	0	0	4	2.0	4
CELTICS	2	480	85-165	.515	19-37	.514	34-40	.850	23	64	87	58	53-1	12	29	5	223	111.5	124
MAVERICKS	2	480	64-157	.408	13-37	.351	51-60	.850	20	51	71	28	40-1	11	23	14	192	96.0	100

2008-2009 SEASON SERIES (0-2) DALLAS VS. BOSTON

PLAYER	G-GS	MIN	FG-FGA	PCT	3FG-FGA	PCT	FT-FTA	PCT	OFF	DEF	TOT	AST	PF-DQ	STL	TO	BLK	PIS	AVG	HI
Nowitzki	2-2	76	17-45	.378	2-7	.286	19-24	.792	2	13	15	0	5-0	1	8	0	55	27.5	37
Terry	1-0	32	10-18	.556	4-9	.444	3-4	.750	1	1	2	2	2-0	2	0	0	27	27.0	27
Howard	2-2	70	12-32	.375	2-6	.333	9-10	.900	1	7	8	3	9-1	1	3	2	35	17.5	18
Bass	2-0	34	4-8	.500	0-0	---	8-8	1.000	1	2	3	0	2-0	1	1	4	16	8.0	8
Barea	2-0	25	6-10	.600	1-2	.500	2-2	1.000	2	2	4	4	3-0	0	4	0	15	7.5	8
Dampier	2-2	66	4-8	.500	0-0	---	4-4	1.000	8	6	14	2	5-0	1	1	2	12	6.0	8
Wright	2-2	45	5-13	.385	2-3	.333	0-0	---	1	2	3	1	5-0	1	1	0	12	6.0	10
Hollins	1-0	6	1-2	.500	0-0	---	3-4	.750	4	3	7	0	0-0	0	0	1	5	5.0	5
Kidd	2-2	76	3-15	.200	2-7	.286	1-2	.500	0	9	9	15	6-0	2	2	9	4.5	6	
Carroll	2-0	24	2-3	.337	0-1	.000	2-2	1.000	0	2	2	1	0-0	0	2	0	6	3.0	6
George	2-0	17	0-2	.000	0-2	.000	0-0	---	0	3	3	0	3-0	2	0	0	0	0.0	0
Singleton	1-0	9	0-1	.000	0-0	---	0-0	---	0	1	1	0	0-0	0	0	0	3	0.0	0
MAVERICKS	2	480	64-157	.408	13-37	.351	51-60	.850	20	51	71	28	40-1	11	23	14	192	96.0	100
CELTICS	2	480	85-165	.515	19-37	.514	34-40	.850	23	64	87	58	53-1	12	29	5	223	111.5	124



CELTICS VS. MAVERICKS GAME-BY-GAME RESULTS

Date	H/A	W/L	Celtics	Opp
12/5/80	H	W	97	87
3/3/81	A	W	117	105
12/16/81	H	W	109	92
3/2/82	A	W	101	97
11/12/82	H	W	118	110
1/8/83	A	W	114	110
12/30/83*	A	W	114	109
3/28/84	H	W	114	107
11/27/84	A	W	114	99
3/8/85	H	W	133	122
12/18/85	H	W	137	117
3/10/86	A	L	115	116
1/14/87	H	W	117	108
2/8/87	A	W	113	96
2/12/88	A	W	105	104
4/3/88	H	W	110	101
12/29/88	A	L	115	131
3/3/89	H	W	107	106
2/28/90	H	W	111	98
3/14/90	A	L	102	113
12/7/90	A	W	112	104
1/6/91	H	W	127	110
2/12/92	A	L	100	108
3/1/92	H	W	101	91
2/12/93	A	W	109	100
3/26/93	H	W	106	97
1/19/94	A	W	89	84
1/24/94	H	W	110	102
12/15/94	A	L	113	122
4/2/95	H	W	94	87
1/7/96	H	L	96	117
1/19/96	A	L	124	129
11/24/96	H	W	105	91
3/13/97	A	L	107	109
2/4/98	H	W	110	99
3/17/98	A	L	93	99
2/28/00	H	L	100	108
3/8/00	A	W	104	99
12/18/00	H	L	98	106
2/22/01	A	L	91	98
2/27/02	A	L	92	98
3/29/02	H	L	82	108
11/15/02	H	L	86	97
1/10/03	A	L	78	103
12/17/03	H	W	105	103
3/19/04	A	L	104	120
12/28/04	A	L	94	113
3/30/05	H	L	100	112
12/10/05	A	L	94	103
1/9/06	H	L	102	104
3/16/07	A	L	101	106
3/23/07	H	L	95	109
1/31/08	H	W	96	90
3/20/08	A	W	94	90
1/25/09	H	W	124	100
2/12/09	A	W	99	92

* Overtime
** Double-overtime

ALL-TIME SERIES

Boston leads 34-22 (Celtics are 20-8 at home)

CURRENT STREAK: Four Celtics wins

LARGEST CELTICS WIN: 24 points; 124-100 on 01/25/09 @ Boston

LARGEST MAVERICKS WIN: 26 points; 108-82 on 03/29/02 @ Boston



DENVER NUGGETS

Pepsi Center (19,099)

1000 Chopper Circle, Denver, CO 80204

303-405-1100 • fax 303-893-3203

2008-09 RESULTS

Series tied 1-1 (Celtics were 0-1 at TD Garden)

11/14/08 Denver 94 @ Boston 85

02/23/09 Boston 114 @ Denver 76

2009-10 MATCHUPS

02/21/10 Boston @ Denver

03/24/10 Denver @ Boston

DIRECTORY

HEAD COACH:George Karl
ASSISTANT COACHES:Adrian Dantley, John Welch, Tim Grgurich
ATHLETIC TRAINER:Jim Gillen
PUBLIC AND MEDIA RELATIONS:Tim Gelt, Dan Tolzman
BROADCAST TELEVISION:Altitude. Broadcasters: Chris Marlowe, Scott Hastings
RADIO:KCKK (1510AM). Broadcasters: Jerry Schemmel, Jason Kosmicki

2008-2009 SEASON SERIES (1-1) BOSTON VS. DENVER

PLAYER	G-GS	MIN	FG-FGA	PCT	3FG-FGA	PCT	FT-FTA	PCT	OFF	DEF	TOT	AST	PF-DQ	STL	TO	BLK	PTS	AVG	HI
R. Allen	2-2	74	17-31	.548	11-21	.524	7-7	1.000	1	11	12	5	5-0	2	4	2	52	26.0	26
Pierce	2-2	74	12-30	.400	6-13	.462	11-12	.917	4	9	13	8	4-0	3	5	2	41	20.5	22
Garnett	1-1	36	7-14	.500	0-0	---	2-2	1.000	3	6	9	2	1-0	0	4	2	16	16.0	16
House	2-0	35	8-15	.533	5-9	.556	0-0	---	1	3	4	4	2-0	1	0	0	21	10.5	13
Powe	2-0	39	5-16	.313	0-0	---	7-10	.700	5	4	9	2	2-0	1	2	1	17	8.5	16
Rondo	2-2	61	6-15	.400	0-1	.000	4-5	.800	3	5	8	15	5-0	8	3	1	16	8.0	14
Scalabrino	1-1	12	1-4	.250	1-2	.500	2-2	1.000	0	2	2	0	1-0	1	0	0	5	5.0	5
Davis	2-0	44	4-10	.400	0-1	.000	0-0	---	1	4	5	3	7-0	1	0	0	8	4.0	8
Giidders	1-0	5	2-3	.667	0-0	---	0-0	---	1	1	2	0	1-0	0	1	0	4	4.0	4
Perkins	2-2	59	4-8	.500	0-0	---	0-0	---	4	12	16	7	5-0	2	6	2	8	4.0	6
Walker	1-0	10	2-3	.667	0-0	---	0-0	---	0	0	0	1	3-0	1	2	1	4	4.0	4
Pruitt	2-0	18	2-4	.500	1-1	1.000	0-0	---	0	2	2	3	2-0	1	0	0	5	2.5	5
T. Allen	1-0	14	0-3	.000	0-0	---	1-2	.500	0	0	0	0	2-0	0	0	0	1	1.0	1
O'Bryant	1-0	1	0-0	---	0-0	---	1-2	.500	0	1	1	0	0-0	0	0	0	3	1.0	1
CELTICS	2	480	70-156	.449	24-48	.500	35-42	.833	23	60	83	50	40-0	21	28	11	199	99.5	114
NUGGETS	2	480	64-152	.421	8-35	.229	34-47	.723	23	58	81	36	39-0	17	36	10	170	85.0	94

2008-2009 SEASON SERIES (1-1) DENVER VS. BOSTON

PLAYER	G-GS	MIN	FG-FGA	PCT	3FG-FGA	PCT	FT-FTA	PCT	OFF	DEF	TOT	AST	PF-DQ	STL	TO	BLK	PTS	AVG	HI
Anthony	2-2	65	13-32	.406	2-4	.500	8-10	.800	4	15	19	4	6-0	1	3	0	36	18.0	18
Smith	2-0	57	9-21	.429	3-12	.250	8-10	.800	2	5	7	6	3-0	1	5	0	29	14.5	19
Nene	1-1	35	7-10	.700	0-0	---	0-2	.000	2	5	7	0	3-0	5	0	0	14	14.0	14
Billups	2-2	67	7-20	.350	0-6	.000	7-7	1.000	0	2	2	12	9-0	1	7	1	21	10.5	18
Martin	2-2	65	10-22	.455	0-2	.000	1-2	.500	1	7	8	3	6-0	3	7	2	21	10.5	16
Kleiza	2-0	46	7-14	.500	3-9	.333	3-5	.600	4	4	8	1	2-0	1	2	1	20	10.0	10
Petro	1-1	21	4-7	.571	0-0	---	1-4	.250	2	8	10	1	4-0	0	2	9	9.0	9	
Andersen	1-0	20	2-5	.400	0-1	.000	1-1	1.000	2	2	4	1	0-0	0	1	3	5	5.0	5
Balkman	2-2	23	2-3	.667	0-0	---	0-0	---	2	5	7	1	3-0	1	3	1	4	4.0	4
Carter	2-0	45	2-9	.222	0-1	.000	2-2	1.000	2	2	4	6	2-0	1	4	0	6	3.0	4
Jones	2-2	31	1-8	.125	0-0	---	3-4	.750	2	3	5	1	1-0	3	3	0	5	2.5	3
Weems	1-0	5	0-1	.000	0-0	---	0-0	---	0	0	0	0	0-0	0	0	0	0	0.0	0
NUGGETS	2	480	64-152	.421	8-35	.229	34-47	.723	23	58	81	36	39-0	17	36	10	170	85.0	94
CELTICS	2	480	70-156	.449	24-48	.500	35-42	.833	23	60	83	50	40-0	21	28	11	199	99.5	114



CELTICS VS. NUGGETS GAME-BY-GAME RESULTS

Date	H/A	W/L	Celtics	Opp	Date	H/A	W/L	Celtics	Opp
11/19/76	H	W	112	108	1/2/06	A	L	110	120
12/26/76	A	W	103	101	3/15/06	H	W	106	101
2/27/77	A	L	100	121	12/15/06	H	W	119	114
3/6/77*	H	W	112	110	12/26/06	A	L	105	116
11/4/77	H	L	107	109	11/7/07	H	W	119	93
2/19/78	A	L	115	118	2/19/08	A	L	118	124
3/19/78	H	W	122	95	11/14/08	H	L	85	94
3/29/78	A	L	106	109	2/23/09	A	W	114	76
11/17/78	H	W	120	118					
1/6/79	A	L	98	127					
3/23/79	A	L	113	137					
4/6/79	H	L	101	107					
11/28/79	H	W	119	97					
2/23/80	A	W	124	105					
12/23/80	H	W	136	128					
2/15/81	A	W	120	118					
12/29/81	A	L	123	128					
2/5/82	H	W	145	144					
12/12/82	H	W	126	112					
12/30/82	A	W	145	132					
11/15/83	A	W	140	124					
12/9/83	N	W	119	90					
12/5/84	H	W	123	107					
2/20/85	A	L	129	132					
1/15/86	H	W	123	100					
2/20/86	A	L	100	102					
12/3/86	H	W	119	113					
2/10/87	A	W	119	105					
12/9/87	H	L	119	124					
2/17/88	A	L	125	138					
12/27/88	A	L	109	130					
3/12/89	H	W	121	115					
12/8/89	H	L	102	103					
2/25/90	A	W	115	107					
12/5/90	H	W	148	140					
2/17/91	A	W	126	108					
12/9/91	H	W	132	94					
12/28/91	A	L	90	97					
12/9/92	H	W	129	119					
3/18/93	A	W	105	101					
1/16/94	H	W	105	100					
2/23/94	A	L	94	102					
12/12/94	H	W	113	103					
12/19/94	A	L	85	104					
2/18/96	A	L	93	117					
3/22/96	H	W	99	98					
11/15/96	H	L	80	82					
12/30/96	A	W	104	102					
11/12/97	H	W	96	86					
2/10/98	A	L	99	112					
3/5/99	H	W	102	94					
12/8/99	H	W	115	90					
12/30/99	A	W	102	94					
12/10/00*	H	W	104	102					
3/16/01	A	W	87	83					
12/5/01	H	W	95	80					
2/12/02	A	W	110	93					
1/24/03	H	W	77	58					
3/22/03	A	L	80	90					
12/7/03	A	W	116	111					
3/17/04	H	W	104	100					
12/15/04	H	L	99	100					
2/23/05	A	L	86	107					

* Overtime
** Double-overtime

ALL-TIME SERIES

Boston leads 44-27 (Celtics are 29-7 at home)

CURRENT STREAK: One Celtics win

LARGEST CELTICS WIN: 38 points; 132-94 on 12/09/91 @ Boston

LARGEST NUGGETS WIN: 29 points; 127-98 on 01/06/79 @ Denver



DETROIT PISTONS

The Palace of Auburn Hills (22,076)
 4 Championship Drive, Auburn Hills, MI 48326
 248-377-0100 • fax 248-377-3260

2008-09 RESULTS

Boston won 3-1 (Celtics were 1-1 at TD Garden)

- 11/09/08 Boston 88 @ Detroit 76
- 11/20/08 Detroit 80 @ Boston 98
- 01/30/09 Boston 86 @ Detroit 78
- 03/01/09 Detroit 105 @ Boston 95

2009-10 MATCHUPS

- 01/20/10 Boston @ Detroit
- 03/02/10 Boston @ Detroit
- 03/15/10 Detroit @ Boston

DIRECTORY

HEAD COACH: John Keuster
ASSISTANT COACHES: Brian Hill, Darrell Walker, Pat Sullivan
ATHLETIC TRAINER: Mike Abdenour
PUBLIC AND MEDIA RELATIONS: Matt Dobek, Kevin Grigg, Cletus Lewis Jr., Michelle Fikany
CABLE TELEVISION: FS Detroit. Broadcasters: George Blaha, Greg Kesler
RADIO: WXYT (97.1 FM The Ticket). Broadcasters: George Blaha, Mark Champion, Rick Mahorn

2008-2009 SEASON SERIES (3-1) BOSTON VS. DETROIT

PLAYER	G-GS	MIN	FG-FGA	PCT	3FG-FGA	PCT	FT-FTA	PCT	OFF	DEF	TOT	AST	PF-DQ	STL	TO	BLK	PTS	AVG	HI
Pierce	4-4	143	22-49	.449	3-8	.375	15-19	.789	1	15	16	13	12-0	3	11	2	62	15.5	26
Garnett	3-3	95	20-42	.476	0-0	---	5-6	.833	4	21	25	7	3-0	5	6	2	45	15.0	22
T. Allen	3-0	70	18-28	.643	0-2	.000	6-9	.667	4	9	13	3	3-0	6	2	5	42	14.0	23
R. Allen	4-4	137	13-40	.325	4-6	.250	23-24	.958	4	13	17	8	12-0	2	9	1	53	13.3	17
Rondo	4-4	129	17-31	.548	1-2	.500	12-15	.800	1	11	12	31	12-0	7	10	0	47	11.8	18
House	4-0	64	11-24	.458	8-15	.533	0-1	.000	0	6	6	6	10-0	2	2	0	30	7.5	11
Davis	4-1	95	11-27	.407	0-0	---	7-11	.636	9	7	16	7	11-0	1	3	1	29	7.3	18
Powe	4-0	59	7-14	.500	0-0	---	11-17	.647	10	12	22	4	7-0	1	4	2	25	6.3	11
Perkins	4-4	117	11-19	.579	0-0	---	1-1	1.000	9	24	33	3	10-0	1	6	4	23	5.8	12
O'Bryant	1-0	6	2-3	.667	0-0	---	0-0	---	1	0	1	0	0-0	0	1	0	4	4.0	4
Moore	1-0	9	1-3	.333	0-0	---	0-0	---	1	0	1	0	3-0	0	0	0	2	2.0	2
Pruitt	1-0	12	1-4	.250	0-1	.000	0-0	---	0	2	2	1	2-0	0	2	0	2	2.0	2
Giddens	1-0	1	0-0	---	0-0	---	0-0	---	0	0	0	0	0-0	0	0	0	0	0.0	0
Marbury	1-0	12.0	0-3	.000	0-0	---	0-0	---	0	1	1	3	4-0	0	2	0	0	0.0	0
Walker	2-0	2	0-0	---	0-0	---	0-0	---	0	0	0	0	0-0	0	0	0	0	0.0	0
CELTICS	4	960	135-290	.466	17-46	.370	80-103	.777	44	122	166	87	89-0	28	61	17	367	91.8	98
PISTONS	4	960	117-283	.413	18-49	.367	87-115	.757	39	103	142	69	88-1	29	54	18	339	84.8	105

2008-2009 SEASON SERIES (1-3) DETROIT VS. BOSTON

PLAYER	G-GS	MIN	FG-FGA	PCT	3FG-FGA	PCT	FT-FTA	PCT	OFF	DEF	TOT	AST	PF-DQ	STL	TO	BLK	PTS	AVG	HI
Iverson	3-3	109	16-38	.421	1-4	.250	12-15	.800	3	6	9	9	3-0	3	10	1	45	15.0	19
Hamilton	4-3	138	16-42	.381	2-6	.333	20-23	.870	3	8	11	20	9-0	1	11	0	54	13.5	25
Wallace	4-4	140	19-58	.328	8-24	.333	4-5	.800	1	28	29	4	19-1	6	6	5	50	12.5	15
Prince	4-4	151	16-41	.390	4-5	.800	10-11	.909	7	17	24	12	7-0	7	3	1	46	11.5	23
Bynum	3-0	36	6-14	.429	1-1	1.000	13-18	.722	1	0	1	6	3-0	5	2	0	26	8.7	11
Stuckey	4-2	100	12-23	.522	0-3	.000	9-13	.692	2	7	9	11	11-0	2	8	0	33	8.3	19
McDyess	2-1	72	6-16	.375	0-0	---	1-2	.500	5	14	19	2	7-0	0	2	13	6.5	10	
Maxiell	4-0	77.1	8-20	.400	0-0	---	9-15	.600	11	5	16	1	12-0	1	3	2	25	6.3	10
Herrmann	3-0	28	6-8	.750	2-3	.667	2-2	1.000	0	3	3	0	3-0	1	1	0	16	5.3	7
Johnson	3-2	35	7-12	.583	0-0	---	1-1	1.000	4	4	8	0	6-0	2	0	5	15	5.0	11
Brown	3-1	41	2-3	.667	0-0	---	6-10	.600	2	7	9	2	7-0	0	2	1	10	3.3	6
Acker	1-0	3	1-3	.333	0-1	.000	0-0	---	0	0	0	0	0-0	1	0	0	2	2.0	2
Afflalo	3-0	30	2-5	.400	0-2	.000	0-0	---	0	4	4	2	1-0	0	1	1	4	1.3	4
PISTONS	4	960	117-283	.413	18-49	.367	87-115	.757	39	103	142	69	88-1	29	54	18	339	84.8	105
CELTICS	4	960	135-290	.466	17-46	.370	80-103	.777	44	122	166	87	89-0	28	61	17	367	91.8	98



CELTICS VS. PISTONS GAME-BY-GAME RESULTS (SINCE 1960-61)

Table with 5 columns per game: Date, H/A, W/L, Celtics, Opp. Includes game results from 10/22/60 to 10/27/67, with H/A, W/L, and scores for both teams.

PISTONS: Fort Wayne Pistons 1948-57; Detroit Pistons 1957-present.

ALL-TIME SERIES

Boston leads 221-121 (Celtics are 106-38 at home)

CURRENT STREAK: One Pistons win

LARGEST CELTICS WIN: 44 points; 150-106 on 12/24/60 @ Boston

LARGEST PISTONS WIN: 52 points; 118-66 on 01/31/03 @ Boston

* Overtime
** Double-overtime



GOLDEN STATE WARRIORS

ORACLE Arena (19,596)

1011 Broadway, Oakland, CA 94607

510-986-2200 • fax 510-452-0142

2008-09 RESULTS

Series tied 1-1 (Celtics were 1-0 at TD Garden)

11/26/08 Golden State 111 @ Boston 119

12/26/08 Boston 89 @ Golden State 99

2009-10 MATCHUPS

11/18/09 Golden State @ Boston

12/28/09 Boston @ Golden State

DIRECTORY

HEAD COACH:Don Nelson
ASSISTANT COACHES:Keith Smart, Stephen Silas, Russell Turner
ATHLETIC TRAINER:Tom Abdenour
PUBLIC AND MEDIA RELATIONS:Raymond Ridder, Dan Martinez, Benjamin Chen, Nick O'Hayre
BROADCAST TELEVISION:Comcast Sportsnet Bay Area. Broadcasters: Bob Fitzgerald, Jim Barnett
RADIO:KNBR (680/1050AM). Broadcaster: Tim Roye

2008-2009 SEASON SERIES (1-1) BOSTON VS. GOLDEN STATE

PLAYER	G-GS	MIN	FG-FGA	PCT	3FG-FGA	PCT	FT-FTA	PCT	OFF	DEF	TOT	AST	PF-DQ	STL	TO	BLK	PIS	AVG	HI
Pierce	2-2	82	13-25	.520	2-6	.333	14-16	.875	0	8	8	10	9-0	3	8	1	42	21.0	21
Garnett	2-2	76	14-37	.378	0-1	.000	7-8	.875	4	13	17	5	6-0	1	4	7	35	17.5	12
Rondo	2-2	70	14-26	.538	0-1	.000	5-6	.833	10	8	18	16	5-0	5	7	0	33	16.5	22
R. Allen	2-2	69	13-23	.565	6-8	.750	0-0	---	1	4	5	3	10-1	1	5	0	32	16.0	25
Perkins	1-1	29	3-6	.500	0-0	---	3-4	.750	2	6	8	3	2-0	0	2	2	9	9.0	9
Davis	2-0	32	4-5	.800	0-0	---	9-11	.818	4	4	8	1	4-0	1	0	1	17	8.5	9
T. Allen	2-0	46	5-10	.500	0-0	---	5-7	.714	1	5	6	1	7-0	2	2	0	15	7.5	9
Powe	2-1	31	5-13	.385	0-0	---	5-8	.625	3	7	10	0	2-0	1	5	2	15	7.5	12
House	2-0	35	3-11	.273	3-9	.333	1-1	1.000	0	5	5	0	5-0	1	1	0	10	5.0	10
O'Bryant	1-0	1	0-0	---	0-0	---	0-0	---	0	0	0	0	0-0	0	0	0	0	0.0	0
Pruitt	1-0	1	0-0	---	0-0	---	0-0	---	0	0	0	0	0-0	0	0	0	0	0.0	0
Scalabrino	2-0	11	0-1	.000	0-1	.000	0-0	---	0	1	1	0	2-0	0	0	0	0	0.0	0
CELTICS	2	480	74-157	.471	11-26	.423	49-61	.803	25	61	86	39	55-1	15	34	13	208	104.0	119
WARRIORS	2	480	72-151	.477	17-46	.370	49-60	.817	18	51	69	41	46-0	14	32	15	210	105.0	111

2008-2009 SEASON SERIES (1-1) GOLDEN STATE VS. BOSTON

PLAYER	G-GS	MIN	FG-FGA	PCT	3FG-FGA	PCT	FT-FTA	PCT	OFF	DEF	TOT	AST	PF-DQ	STL	TO	BLK	PIS	AVG	HI
Maggette	1-1	37	12-20	.600	2-6	.333	6-8	.750	0	4	4	1	4-0	1	4	0	32	32.0	32
Jackson	2-2	91	20-35	.571	6-12	.500	12-14	.857	3	9	12	10	5-0	5	8	2	58	29.0	30
Belinelli	1-1	43	7-17	.412	4-11	.364	4-4	1.000	0	1	1	4	3-0	2	5	0	22	22.0	22
Crawford	1-1	37	5-17	.294	2-8	.250	6-6	1.000	1	5	6	6	3-0	0	4	0	18	18.0	18
Watson	2-1	45	7-10	.700	1-3	.333	3-4	.750	0	3	3	4	3-0	0	2	0	18	9.0	10
Turinaf	2-0	52	3-7	.429	0-0	---	10-10	1.000	4	6	10	3	8-0	2	4	7	16	8.0	14
Azubuike	2-0	54	4-11	.364	2-5	.400	5-6	.833	1	6	7	3	2-0	1	1	2	15	7.5	10
Biedrins	2-2	69	7-14	.500	0-0	---	1-6	.167	4	12	16	4	9-0	2	2	2	15	7.5	8
Wright	2-2	33	5-13	.385	0-0	---	0-0	---	4	4	8	4	4-0	2	2	2	10	5.0	8
Kurz	1-0	3	1-1	1.000	0-0	---	2-2	1.000	0	1	1	0	2-0	0	0	0	4	4.0	4
Morrow	1-0	10	1-4	.250	0-1	.250	0-0	---	0	0	0	1	1-0	0	0	0	2	2.0	2
Randolph	2-0	6	0-2	.000	0-0	---	0-0	---	1	0	1	1	2-0	0	0	0	0	0.0	0
WARRIORS	2	480	72-151	.477	17-46	.370	49-60	.817	18	51	69	41	46-0	14	32	15	210	105.0	111
CELTICS	2	480	74-157	.471	11-26	.423	49-61	.803	25	61	86	39	55-1	15	34	13	208	104.0	119



CELTICS VS. WARRIORS GAME-BY-GAME RESULTS (SINCE 1962-63)

Date	H/A	W/L	Celtics	Opp	Date	H/A	W/L	Celtics	Opp	Date	H/A	W/L	Celtics	Opp
11/17/62	H	W	127	109	12/31/70	H	L	106	144	1/27/95	H	W	117	91
12/26/62	H	W	116	113	3/9/71	A	W	134	112	2/15/95	A	W	116	115
12/27/62	N	W	108	102	10/15/71	H	L	75	97	11/24/95	H	L	94	101
1/8/63	A	W	118	112	12/27/71	H	W	99	97	2/14/96	A	L	103	106
1/30/63	H	W	115	111	1/8/72	A	L	106	128	1/14/97	H	W	116	108
2/9/63	H	W	118	112	2/19/72	A	L	111	115	2/19/97	A	L	101	112
2/21/63	A	W	135	118	3/14/72	H	W	124	110	2/15/98	A	L	87	101
2/26/63	A	L	112	128	11/8/72	H	W	128	111	2/27/98	H	W	120	88
11/30/63	H	W	100	96	12/19/72	A	L	112	115	2/18/00	A	L	100	122
1/3/64	A	W	111	101	2/17/73	A	W	110	106	3/15/00	H	W	121	104
1/7/64	A	L	89	92	2/28/73	H	W	118	111	1/5/01	H	L	88	100
1/19/64	H	W	108	105	11/27/73	H	W	108	105	1/21/01	A	L	91	94
1/29/64	H	L	92	100	12/18/73	A	W	125	106	2/13/02	A	L	75	92
2/13/64	A	L	95	106	1/20/74	H	L	102	123	3/27/02	H	W	102	99
2/15/64	A	W	96	87	2/12/74	A	W	107	102	2/18/03	A	W	125	117
2/28/64	H	W	107	92	11/20/74	N	L	115	120	3/26/03	H	L	95	107
11/11/64	H	W	110	84	12/28/74	A	W	115	105	12/29/03	A	W	100	91
11/25/64	H	W	122	118	2/22/75	A	L	108	114	4/2/04	H	W	111	106
12/4/64	A	L	85	112	3/9/75	H	L	101	102	12/6/04	A	L	106	110
12/5/64	A	W	105	81	10/29/75	H	W	115	106	1/5/05	H	W	84	83
12/16/64	H	W	107	106	12/30/75	A	L	101	133	12/19/05	H	W	109	98
1/8/65	A	W	94	91	2/21/76	A	L	94	100	12/28/05	A	L	100	111
1/22/65	H	W	104	94	2/29/76	A	W	119	101	12/20/06	H	L	95	96
2/26/65	A	W	130	112	1/27/77	A	L	98	105	12/29/06	A	L	100	110
3/14/65	H	W	106	98	1/30/77	H	L	92	109	11/21/07	H	W	105	82
11/16/65	A	W	108	105	2/20/77	A	W	114	112	2/20/08	A	L	117	119
12/11/65	H	W	143	106	3/1/77	H	L	94	101	11/26/08	H	W	119	111
1/7/66	A	W	115	114	12/16/77	H	W	118	113	12/26/08	A	L	89	99
1/8/66	A	W	124	96	12/21/77	A	L	106	111					
2/10/66	N	L	117	128	1/29/78	H	L	88	99					
2/11/66	H	W	99	96	2/14/78	A	W	98	75					
2/18/66	A	L	106	128	1/5/79	A	L	98	113					
2/22/66	A	W	116	108	1/28/79	H	W	103	102					
10/15/66	H	W	121	113	2/21/79	A	W	101	97					
12/17/66	A	W	118	110	12/29/79	A	W	104	88					
1/3/67*	A	W	126	121	2/29/80	H	W	110	99					
1/7/67	A	L	108	110	11/21/80	H	W	108	106					
1/30/67	N	W	121	108	1/3/81	A	L	106	121					
2/10/67**	H	W	137	136	11/25/81	H	W	122	101					
2/14/67	N	L	122	128	2/17/82	A	L	105	121					
2/18/67	N	L	124	130	1/12/83	H	W	139	117					
3/1/67	H	W	137	125	2/19/83	A	L	109	115					
11/15/67	H	W	113	110	1/1/84	H	W	135	112					
12/26/67	H	L	104	117	2/16/84	A	W	125	115					
1/6/68	A	L	101	107	11/21/84	H	W	135	91					
1/15/68	H	W	111	102	2/15/85	A	W	107	100					
2/23/68	A	L	122	127	1/24/86	H	W	135	114					
2/28/68	H	W	125	110	2/19/86	A	W	115	100					
3/12/68*	A	W	124	121	11/21/86	H	W	135	120					
12/13/68	H	L	98	108	2/12/87	A	W	134	112					
1/3/69	A	L	101	104	1/2/88	A	W	115	110					
1/5/69	A	W	134	86	1/18/88	H	W	121	101					
1/17/69	H	W	102	99	11/16/88/	H	W	107	104					
3/4/69	A	L	95	99	4/6/89	A	L	118	132					
3/9/69	H	W	138	89	1/21/90	H	L	115	120					
11/4/69	H	W	124	105	2/25/90	A	W	123	111					
11/7/69	H	L	110	111	1/16/91	H	L	105	110					
11/21/69	A	L	115	118	2/14/91	A	W	128	112					
2/1/70	H	L	105	123	2/19/92	A	L	112	117					
2/16/70	N	W	117	114	3/22/92	H	W	114	97					
2/21/70	A	L	111	116	2/7/93	A	W	87	82					
3/4/70	H	W	115	110	3/16/93	A	W	114	88					
11/18/70	H	L	89	90	1/21/94	H	W	124	116					
12/22/70	A	W	138	108	2/19/94	A	L	90	101					

* Overtime
** Double-overtime

WARRIORS: Philadelphia Warriors 1946-62; San Francisco Warriors 1962-71; Golden State Warriors 1971-present.

ALL-TIME SERIES

Boston leads 194-127 (Celtics are 108-34 at home)

CURRENT STREAK: One Warriors win

LARGEST CELTICS WIN: 51 points; 153-102 on 03/07/62 @ Boston

LARGEST WARRIORS WIN: 38 points; 144-106 on 12/31/70 @ Boston



HOUSTON ROCKETS
 Toyota Center (18,059)
 1510 Polk Street, Houston, TX 77002
 713-758-7200 • fax 713-758-7339

2008-09 RESULTS

Series tied 1-1 (Celtics were 0-1 at TD Garden)
 11/04/08 Boston 103 @ Houston 99
 01/07/09 Houston 89 @ Boston 85

2009-10 MATCHUPS

03/19/10 Boston @ Houston
 04/02/10 Houston @ Boston

DIRECTORY

HEAD COACH:Rick Adelman
ASSISTANT COACHES:Elston Turner, Jack Sikma, T.R. Dunn, R.J. Adelman
ATHLETIC TRAINER:Keith Jones
PUBLIC AND MEDIA RELATIONS:Nelson Luis, Tracey Hughes, Bob Schranz
CABLE TELEVISION:FSN Houston/My20. Broadcasters: Bill Worrell, Clyde Drexler, Matt Bullard
RADIO:KILT (610AM). Broadcaster: Craig Ackerman
SPANISH RADIO:TBD. Broadcaster: Adrian Chavarria

2008-2009 SEASON SERIES (1-1) BOSTON VS. HOUSTON

PLAYER	G-GS	MIN	FG-FGA	PCT	3FG-FGA	PCT	FT-FTA	PCT	OFF	DEF	TOT	AST	PF-DQ	STL	TO	BLK	PTS	AVG	HI
R. Allen	2-2	75	15-28	.536	3-10	.300	9-9	1.000	5	5	10	11	8-1	2	4	0	42	21.0	29
Pierce	2-2	83	12-29	.414	5-10	.500	10-12	.833	5	9	14	8	5-0	4	8	0	39	19.5	26
Garnett	2-2	71	15-34	.441	0-0	---	2-3	.667	2	17	19	3	3-0	1	3	2	32	16.0	18
Davis	2-0	36	7-12	.583	0-0	---	7-7	1.000	2	2	4	1	5-0	1	0	0	21	10.5	12
Perkins	2-2	58	7-9	.778	0-0	---	1-5	.200	4	6	10	3	7-0	0	5	6	15	7.5	15
Rondo	2-2	63	7-14	.500	0-0	---	1-4	.250	2	5	7	12	5-0	0	3	0	15	7.5	10
Pruitt	1-0	15	3-5	.600	1-2	.500	0-0	---	0	1	1	0	1-0	0	1	0	7	7.0	7
House	2-0	34	3-10	.300	0-5	.000	4-4	1.000	0	2	2	1	1-0	4	1	0	10	5.0	8
T. Allen	1-0	16	1-1	1.000	0-0	---	2-2	1.000	0	2	2	0	1-0	2	1	0	4	4.0	4
Powe	2-0	28	0-5	.000	0-0	---	3-4	.750	3	6	9	2	6-0	1	1	1	3	1.5	2
Scalabrine	1-0	3	0-0	---	0-0	---	0-0	---	0	0	0	0	1-0	0	0	0	0	0.0	0
CELTICS	2	480	70-147	.476	9-27	.333	39-50	.780	23	55	78	41	43-1	15	28	9	188	94.0	103
ROCKETS	2	480	69-159	.434	16-43	.372	34-43	.791	23	54	77	38	49-1	14	25	4	188	94.0	99

2008-2009 SEASON SERIES (1-1) HOUSTON VS. BOSTON

PLAYER	G-GS	MIN	FG-FGA	PCT	3FG-FGA	PCT	FT-FTA	PCT	OFF	DEF	TOT	AST	PF-DQ	STL	TO	BLK	PTS	AVG	HI
McGrady	1-1	37	9-18	.500	1-4	.250	7-8	.875	0	2	2	6	0-0	3	2	0	26	26.0	26
Ming	2-2	65	14-27	.519	0-0	---	6-9	.667	4	11	13	4	6-0	0	5	2	34	17.0	26
Artest	2-2	66	10-29	.345	5-14	.357	7-11	.636	3	7	10	5	11-1	5	4	0	32	16.0	17
Brooks	2-0	55	12-25	.480	4-9	.444	3-3	1.000	1	3	4	5	8-0	2	5	0	31	15.5	19
Water	1-1	27	4-10	.400	4-6	.667	0-0	---	0	4	4	1	1-0	0	0	0	12	12.0	12
Scolia	2-2	51	9-19	.474	0-0	---	3-3	1.000	5	5	10	0	6-0	1	1	0	21	10.5	21
Barry	2-0	47	3-6	.500	2-5	.400	4-4	1.000	1	4	5	3	5-0	1	1	0	12	6.0	9
Landry	2-2	40	3-8	.375	0-0	---	2-3	.667	4	5	9	4	7-0	0	1	1	8	4.0	6
Alston	2-2	55	2-11	.182	0-5	.000	2-2	1.000	2	3	5	10	1-0	2	3	0	6	3.0	4
Hayes	2-0	37	3-6	.500	0-0	---	0-0	---	2	10	12	0	4-0	0	1	1	6	3.0	4
ROCKETS	2	480	69-159	.434	16-43	.372	34-43	.791	23	54	77	38	49-1	14	25	4	188	94.0	99
CELTICS	2	480	70-147	.476	9-27	.333	39-50	.780	23	55	78	41	43-1	15	28	9	188	94.0	103



CELTICS VS. ROCKETS GAME-BY-GAME RESULTS

Date	H/A	W/L	Celtics	Opp	Date	H/A	W/L	Celtics	Opp	Date	H/A	W/L	Celtics	Opp
11/21/67	N	W	121	114	10/12/79	H	W	114	106	11/4/08	A	W	103	99
11/22/67	A	W	124	110	10/24/79	A	W	100	99	1/7/09	H	L	85	89
12/15/67	N	W	114	101	1/2/80	A	W	111	103					
12/20/67	A	W	126	116	1/22/80	H	W	112	106					
1/21/68	H	W	159	112	3/5/80*	A	W	105	99					
2/26/68	A	W	118	110	3/12/80	H	W	121	105					
3/13/68	A	W	144	118	12/19/80	H	W	133	119					
11/11/68	H	W	134	113	3/4/81	A	W	108	101					
1/2/69	A	W	107	95	11/18/81	H	L	104	106					
2/4/69	N	L	126	135	3/5/82	A	W	100	98					
3/6/69	A	L	97	110	11/17/82	H	W	112	94					
3/24/69	N	W	111	107	1/4/83	A	W	88	87					
10/31/69	H	W	118	113	12/29/83	A	L	94	107					
11/22/69	A	L	116	125	2/10/84	H	W	114	101					
12/12/69	H	W	107	104	11/28/84	A	W	110	100					
12/27/69	A	W	111	110	3/17/85	H	W	134	120					
2/25/70	H	W	147	124	3/11/86	A	W	116	104					
3/17/70	A	L	117	125	3/24/86	H	W	114	107					
12/29/70	A	W	110	108	1/18/87	H	W	122	99					
1/20/71	H	W	142	112	2/19/87	A	W	99	92					
2/20/71	A	L	118	128	2/9/88	A	L	120	129					
3/3/71	H	W	128	113	3/30/88	H	W	117	110					
3/11/71	A	L	91	115	2/14/89	A	L	123	137					
10/27/71	H	W	108	97	3/31/89	H	W	126	109					
11/10/71	A	W	142	103	11/22/89	H	W	109	97					
12/4/71	H	W	117	107	2/13/90	A	W	107	94					
1/5/72	A	W	113	105	11/21/90	H	W	108	95					
1/21/72	H	W	110	105	12/10/90	A	W	107	95					
1/27/72	A	W	150	110	2/5/92	H	W	98	85					
1/3/73	A	L	112	123	2/14/92	A	L	99	105					
1/10/73	H	W	128	107	12/23/92	H	W	98	94					
1/26/73	H	W	139	126	2/18/93	A	L	84	119					
3/20/73	N	W	94	89	1/12/94	H	L	84	94					
3/25/73	A	W	125	121	1/18/94	A	W	95	83					
10/24/73	H	L	117	132	11/11/94	H	L	82	102					
12/14/73	A	W	114	106	12/17/94	A	W	112	109					
3/8/74	A	L	106	113	11/20/95	H	L	93	98					
3/19/74	A	W	110	107	1/18/96	A	W	108	106					
3/23/74	N	W	108	105	11/29/96	H	L	94	120					
12/6/74*	A	W	120	114	12/4/96	A	L	89	94					
1/18/75	N	W	123	101	2/1/98	H	W	107	96					
1/21/75	A	W	113	102	3/19/98	A	L	96	105					
3/16/75	H	W	99	94	12/10/99	H	W	100	96					
10/24/75	H	W	109	94	12/18/99	A	L	94	100					
12/13/75	A	W	137	120	11/22/00	H	W	96	81					
2/11/76	A	L	103	115	2/20/01	A	L	84	101					
2/25/76	H	W	103	102	1/18/02	H	L	101	104					
4/2/76	H	W	119	115	2/23/02	A	L	89	99					
11/3/76*	A	L	111	117	1/13/03	A	L	92	101					
1/11/77	H	W	105	101	2/24/03*	H	L	95	101					
1/19/77	A	W	112	102	1/11/04	A	W	97	93					
4/6/77	H	L	93	104	1/14/04	H	L	80	95					
10/22/77	A	L	98	110	1/31/05	H	L	94	97					
11/23/77	H	W	109	100	3/18/05	A	W	103	92					
1/11/78	H	W	91	88	11/13/05	H	W	102	82					
2/21/78	A	L	96	111	12/6/05	A	L	73	91					
10/14/78	H	L	108	114	2/26/07	A	W	77	72					
10/21/78	A	L	101	118	3/7/07	H	L	80	111					
12/12/78	A	L	105	112	01/02/08	H	W	97	93					
1/31/79	H	W	119	102	03/18/08	A	W	94	74					

* Overtime
** Double-overtime

ROCKETS: San Diego Rockets 1967-71; Houston Rockets 1971-present.

ALL-TIME SERIES

Boston leads 84-40 (Celtics are 43-14 at home)

CURRENT STREAK: One Rockets win

LARGEST CELTICS WIN: 39 points; 142-103 on 11/10/71 @ Houston

LARGEST ROCKETS WIN: 35 points; 119-84 on 02/18/93 @ Houston



INDIANA PACERS

Conseco Fieldhouse (18,345)
125 South Pennsylvania Street, Indianapolis, IN 46204
317-917-2500 • fax 317-917-2599

2008-09 RESULTS

Boston won 3-1 (Celtics were 2-0 at TD Garden)

- 11/01/08 Boston 79 @ Indiana 95
- 12/03/08 Indiana 96 @ Boston 114
- 12/07/08 Boston 122 @ Indiana 117
- 02/27/09 Indiana 99 @ Boston 104

2009-10 MATCHUPS

- 11/14/09 Boston @ Indiana
- 12/22/09 Indiana @ Boston
- 03/12/10 Indiana @ Boston

DIRECTORY

HEAD COACH:Jim O'Brien
ASSISTANT COACHES:Dan Burke, Lester Conner, Jay DeFruscio, Dick Harter, Frank Vogel
ATHLETIC TRAINER:Josh Corbell
PUBLIC AND MEDIA RELATIONS:David Benner, Krissy Myers, Tim Edwards
BROADCAST TELEVISION:FSN Indiana. Broadcasters: Chris Denari, Clark Kellogg, Quinn Buckner, Stacy Paetz
RADIO:The Fan (1070AM). Broadcasters: Mark Boyle, Bob Leonard

2008-2009 SEASON SERIES (3-1) BOSTON VS. INDIANA

PLAYER	G-GS	MIN	FG-FGA	PCT	3FG-FGA	PCT	FT-FTA	PCT	OFF	DEF	TOT	AST	PF-DQ	STL	TO	BLK	PIS	AVG	HI
R. Allen	4-4	149	39-65	.600	20-34	.588	8-9	.889	4	10	14	10	7-0	3	7	0	106	26.5	35
Garnett	3-3	108	26-43	.605	0-0	---	9-12	.750	7	41	48	8	4-0	7	7	6	61	20.3	26
Pierce	4-4	162	18-57	.316	7-22	.318	21-29	.724	4	16	20	15	10-0	4	11	3	64	16.0	17
T. Allen	2-0	46	10-22	.455	0-3	.000	6-6	1.000	0	2	2	0	9-0	0	4	1	26	13.0	14
Perkins	4-4	114	11-21	.524	0-0	---	11-18	.611	11	20	31	5	15-0	2	8	7	33	8.3	16
Marbury	1-0	13	4-6	.667	0-1	.000	0-0	---	0	1	1	2	0-0	1	3	0	8	8.0	8
Powe	4-0	64	11-18	.611	0-0	---	8-12	.667	9	7	16	3	9-0	0	4	3	30	7.5	14
Rondo	4-4	136	10-27	.370	1-3	.333	7-12	.583	6	23	29	45	15-0	8	11	0	28	7.0	16
Moore	1-0	16	2-5	.400	0-0	---	2-3	.667	0	3	3	0	2-0	0	2	0	6	6.0	6
House	4-0	69	7-25	.280	5-16	.313	4-4	1.000	1	4	5	5	10-0	3	4	0	23	5.8	15
Davis	4-1	65	6-17	.353	0-0	---	9-15	.600	2	4	6	3	4-0	3	1	1	21	5.3	18
Scalabrino	3-0	26	3-8	.375	2-6	.333	0-0	---	1	2	3	0	2-0	0	1	0	8	2.7	3
O'Bryant	2-0	11	1-1	1.000	0-0	---	2-2	1.000	1	5	6	1	3-0	0	2	0	4	2.0	2
Pruitt	2-0	6	0-1	.000	0-1	.000	1-1	1.000	0	1	1	1	0-0	0	1	0	1	0.5	1
CELTICS	4	985	148-316	.468	35-96	.407	88-123	.715	46	139	185	98	90-0	31	71	21	419	104.8	122
PACERS	4	985	153-342	.447	26-85	.306	75-90	.833	43	121	164	86	99-1	30	57	19	407	101.8	117

2008-2009 SEASON SERIES (1-3) INDIANA VS. BOSTON

PLAYER	G-GS	MIN	FG-FGA	PCT	3FG-FGA	PCT	FT-FTA	PCT	OFF	DEF	TOT	AST	PF-DQ	STL	TO	BLK	PIS	AVG	HI
Granger	3-3	112	21-55	.382	7-22	.318	11-15	.846	0	8	8	12	11-0	5	10	5	60	20.0	20
Ford	4-4	116	21-44	.477	5-11	.455	19-19	1.000	7	8	15	19	6-0	3	9	0	66	16.5	23
Daniels	4-4	162	27-58	.466	2-8	.250	3-5	.600	8	20	28	12	13-0	3	8	3	59	14.8	26
Murphy	4-4	137	20-42	.476	5-18	.278	10-12	.833	5	32	37	11	14-0	5	5	2	55	13.8	20
Jack	4-1	113	15-34	.441	2-9	.222	17-19	.895	2	12	14	15	13-0	3	0	1	49	12.3	17
Nesterovic	4-3	74	16-26	.615	0-0	---	2-3	.667	4	10	14	7	12-1	1	1	3	34	8.5	14
Rush	3-0	73	10-32	.313	4-12	.333	1-2	.500	4	5	9	2	3-0	0	1	1	25	8.3	17
Foster	4-0	97	9-20	.450	0-0	---	6-7	.857	9	14	23	5	9-0	8	1	0	24	6.0	9
Graham	2-0	19	4-5	.800	0-1	.000	2-2	1.000	0	3	3	0	0-0	1	3	0	10	5.0	8
Hibbert	4-1	53	7-15	.467	0-0	---	4-8	.500	3	6	9	1	12-0	0	1	3	18	4.5	6
Diener	2-0	17	2-6	.333	1-3	.333	0-0	---	0	2	2	4	3-0	1	1	0	5	2.5	5
McRoberts	2-0	12	1-5	.200	0-1	.000	0-0	---	1	1	2	0	3-0	0	1	1	2	1.0	2
PACERS	4	985	153-342	.447	26-85	.306	75-90	.833	43	121	164	86	99-1	30	57	19	407	101.8	117
CELTICS	4	985	148-316	.468	35-96	.407	88-123	.715	46	139	185	98	90-0	31	71	21	419	104.8	122



CELTICS VS. PACERS GAME-BY-GAME RESULTS

Date	H/A	W/L	Celtics	Opp	Date	H/A	W/L	Celtics	Opp	Date	H/A	W/L	Celtics	Opp
10/21/76*	A	W	129	122	3/16/89	A	W	111	99	3/19/06	A	W	103	88
1/12/77	H	L	101	112	4/21/89	A	L	110	120	4/12/06	A	L	112	117
1/26/77	A	L	101	121	11/21/89	A	L	111	119	11/15/06	H	W	114	88
1/31/78	H	W	104	94	11/24/89	H	L	111	118	1/10/07	H	L	84	97
2/7/78	A	W	92	89	1/19/90	H	W	109	104	1/30/07	A	L	95	103
4/2/78	H	L	120	123	3/27/90	A	L	96	101	4/7/07	A	L	98	105
12/2/78	A	W	117	110	12/26/90	H	W	152	132	11/13/07	A	W	101	86
12/20/78	H	W	121	105	2/24/91	A	L	109	115	2/12/08	A	W	104	97
1/26/79	A	L	106	119	3/4/91	H	W	126	101	4/2/08	H	W	92	77
2/9/79	H	W	112	101	3/22/91	A	L	109	121	11/1/08	A	L	79	95
10/20/79*	A	L	128	131	11/20/91	H	W	116	101	12/3/08	H	W	114	96
11/23/79	H	W	118	103	2/23/92	A	L	95	102	12/7/08*	A	W	122	117
12/1/79*	A	W	106	102	2/26/92	H	W	130	109	2/27/09	H	W	104	99
2/8/80	H	W	130	108	4/3/92	A	L	97	101					
3/11/80	A	L	108	114	12/16/92	A	L	91	114					
3/18/80	H	W	114	102	1/6/93	H	W	103	94					
10/18/80	A	L	99	103	2/23/93	A	L	86	113					
11/19/80	A	W	103	91	4/13/93	H	W	96	90					
1/23/81	H	W	104	103	11/20/93	A	L	94	100					
2/6/81	H	W	111	98	11/22/93	H	L	71	102					
3/6/81	A	L	104	110	3/30/94	H	L	99	103					
3/13/81	H	L	94	101	4/11/94	A	L	108	121					
11/6/81	H	W	111	94	11/5/94	A	L	103	112					
12/1/81	A	L	87	90	1/11/95	H	W	100	97					
1/20/82	H	W	112	103	2/27/95	H	L	97	108					
2/2/82	A	W	109	105	3/4/95	A	W	107	101					
3/10/82	H	W	121	100	1/26/96	H	L	90	107					
11/3/82	H	W	111	104	2/2/96	A	L	108	116					
1/18/83	A	W	130	126	2/26/96*	H	L	119	122					
2/4/83	A	W	102	93	3/26/96	A	L	96	103					
3/29/83	A	L	101	130	11/6/96	H	W	94	84					
3/30/83	H	W	142	116	12/13/96	A	L	94	97					
11/4/83	H	W	121	105	3/4/97	A	L	95	98					
11/8/83	A	W	99	97	1/18/98	H	L	96	103					
12/7/83	A	W	100	95	1/24/98	A	L	88	95					
1/20/84	H	W	132	125	3/8/98	A	L	100	104					
2/3/84	H	W	125	106	4/12/98	H	L	87	93					
3/20/84*	A	L	121	123	3/14/99	A	L	96	99					
11/2/84	A	W	132	115	3/28/99	H	L	93	101					
12/21/84	H	W	117	107	4/19/99	H	L	104	120					
1/18/85	A	L	86	91	11/6/99	A	L	108	115					
1/25/85	H	W	125	94	11/22/99	H	W	95	85					
2/24/85	A	W	113	100	2/1/00	A	L	96	99					
4/3/85	H	W	119	103	2/9/00	H	L	104	113					
11/13/85	H	W	118	114	12/8/00	H	L	91	104					
11/16/85	A	L	109	111	1/31/01*	A	W	102	96					
1/2/86	A	W	122	104	3/30/01	H	L	87	92					
1/17/86	A	W	123	105	4/13/01*	A	L	108	113					
2/23/86	H	W	113	98	11/14/01	H	W	101	93					
3/19/86	H	W	127	108	1/23/02	H	W	98	94					
11/5/86	H	W	133	102	4/2/02	A	W	105	94					
12/17/86	H	W	113	101	1/17/03	H	W	98	93					
1/21/87	H	W	130	100	2/1/03	A	L	100	109					
1/30/87	A	W	100	94	2/26/03	H	W	71	69					
3/13/87	A	L	109	116	3/19/03	A	L	72	102					
4/15/87	A	W	108	85	11/11/03	A	W	78	76					
11/11/87	H	W	120	106	1/2/04	H	L	90	103					
11/15/87	A	W	103	98	1/31/04	A	L	98	99					
2/3/88	H	W	118	103	3/12/04	H	L	81	99					
3/11/88	H	W	122	112	11/5/04	H	L	94	100					
3/15/88	A	W	119	113	11/23/04	A	L	96	106					
1/11/89	H	L	108	127	1/26/05	H	W	100	86					
1/25/89	A	L	94	103	12/14/05	H	W	85	71					
2/8/89	H	W	109	102	3/3/06	H	W	99	98					

* Overtime
** Double-overtime

ALL-TIME SERIES

Boston leads 77-64 (Celtics are 50-21 at home)

CURRENT STREAK: Three Celtics wins

LARGEST CELTICS WIN: 31 points; 125-94 on 01/25/85 @ Boston & 133-102 on 11/05/86 @ Boston

LARGEST PACERS WIN: 31 points; 102-71 on 11/22/93 @ Boston (Hartford, CT)



LOS ANGELES CLIPPERS

Staples Center (19,060)

1111 S. Figueroa Street, Suite 1100, Los Angeles, CA 90015

213-742-7500 • fax 213-742-7569

2008-09 RESULTS

Series tied 1-1 (Celtics were 1-0 at TD Garden)

02/25/09 Boston 91 @ Los Angeles 93

03/23/09 Boston 90 @ Los Angeles 77

2009-10 MATCHUPS

12/27/09 Boston @ Los Angeles

01/25/10 Los Angeles @ Boston

DIRECTORY

HEAD COACH:Mike Dunleavy
ASSISTANT COACHES:Tony Brown, Kim Hughes, Fred Vinson, John Lucas
ATHLETIC TRAINER:Jasen Powlar
PUBLIC AND MEDIA RELATIONS:Joe Safety, Rob Raichlen, Seth Burton, Ta’Nisha Cooper, Steven Esparza
CABLE TELEVISION:FSN PrimeTicket. Broadcasters: Ralph Lawler, Michael Smith
RADIO:KFWB News Talk 980. Broadcasters: Brian Sieman, Ralph Lawler, Michael Smith

2008-2009 SEASON SERIES (1-1) BOSTON VS. L.A. CLIPPERS

PLAYER	G-GS	MIN	FG-FGA	PCT	3FG-FGA	PCT	FT-FTA	PCT	OFF	DEF	TOT	AST	PF-DQ	STL	TO	BLK	PTS	AVG	HI
R. Allen	2-2	78	12-20	.600	5-8	.625	8-8	1.000	1	5	6	9	1-0	1	2	0	37	18.5	20
Rondo	2-2	65	13-23	.565	1-3	.333	4-8	.500	3	5	8	10	6-0	6	6	0	31	15.5	17
Pierce	2-2	70	10-26	.385	2-7	.286	7-10	.700	0	7	7	7	1-0	1	7	1	29	14.5	20
Garnett	1-1	18	5-5	1.000	0-0	---	2-2	1.000	0	2	2	2	1-0	1	0	0	12	12.0	12
Davis	2-1	56	6-18	.333	0-0	---	10-12	.833	2	5	7	3	8-0	5	5	2	22	11.0	14
House	2-0	38	7-13	.538	4-7	.571	0-0	---	0	8	8	3	1-0	3	3	0	18	9.0	10
Perkins	2-2	61	6-12	.500	0-0	---	3-5	.600	3	19	22	2	6-0	1	7	3	15	7.5	12
Walker	1-0	9	2-3	.667	0-0	---	0-0	---	0	1	1	0	2-0	0	1	0	4	4.0	4
Marbury	1-0	20	1-6	.167	1-1	1.000	0-0	---	0	0	0	3	2-0	1	0	0	3	3.0	3
Powe	1-0	24	1-6	.167	0-0	---	1-4	.250	3	6	9	1	5-0	1	2	2	3	3.0	3
Moore	2-0	33	2-4	.500	0-0	---	0-0	---	1	1	2	3	7-0	0	1	0	4	2.0	4
Pruitt	2-0	10	1-3	.333	1-1	1.000	0-0	---	0	2	2	0	1-0	0	0	0	3	1.5	3
CELTICS	2	480	66-139	.475	14-27	.519	35-49	.714	13	61	74	43	41-0	20	36	8	181	90.5	91
CLIPPERS	2	480	68-154	.442	10-37	.270	24-38	.632	22	57	79	43	39-1	14	38	16	170	85.0	93

2008-2009 SEASON SERIES (1-1) L.A. CLIPPERS VS. BOSTON

PLAYER	G-GS	MIN	FG-FGA	PCT	3FG-FGA	PCT	FT-FTA	PCT	OFF	DEF	TOT	AST	PF-DQ	STL	TO	BLK	PTS	AVG	HI
Randolph	2-2	81	20-45	.444	0-2	.000	7-11	.636	9	17	23	4	6-0	1	3	0	47	23.5	30
Davis	2-2	69	10-22	.455	3-9	.333	6-8	.750	3	11	14	13	8-1	4	5	1	29	14.5	16
Thornton	1-0	20	4-6	.667	0-0	---	3-4	.750	0	1	1	4	3-0	0	3	1	11	11.0	11
Camby	2-2	75	8-15	.533	0-0	---	2-4	.500	4	12	16	4	2-0	1	5	11	18	9.0	14
Kaman	1-0	18	4-8	.500	0-0	---	0-1	.000	4	3	7	1	1-0	0	4	0	8	8.0	8
Collins	2-2	51	7-17	.412	0-1	.000	0-0	---	1	4	5	6	8-0	1	3	1	14	7.0	12
Jones	2-0	61	5-6	.833	3-4	.750	1-3	.333	0	1	1	4	3-0	2	2	0	14	7.0	11
Novak	2-0	21	4-11	.364	4-11	.364	1-1	1.000	0	2	2	1	2-0	1	1	0	15	6.5	9
Gordon	2-2	50	4-19	.211	0-9	.000	4-6	.667	1	1	2	2	3-0	2	2	2	12	6.0	8
Davis	1-0	16	1-3	.333	0-1	.000	0-0	---	0	2	2	1	3-0	0	0	0	2	2.0	2
Taylor	2-0	15	1-2	.500	0-0	---	0-0	---	0	2	2	3	0-0	2	2	0	2	1.0	2
Jordan	1-0	2	0-0	---	0-0	---	0-0	---	0	1	1	0	0-0	0	0	0	0	0.0	0
CLIPPERS	2	480	68-154	.442	10-37	.270	24-38	.632	22	57	79	43	39-1	14	38	16	170	85.0	93
CELTICS	2	480	66-139	.475	14-27	.519	35-49	.714	13	61	74	43	41-0	20	36	8	181	90.5	91



CELTICS VS. CLIPPERS GAME-BY-GAME RESULTS

Date	H/A	W/L	Celtics	Opp	Date	H/A	W/L	Celtics	Opp
11/30/70	H	W	109	106	12/30/85	A	W	125	103
12/1/70	A	W	117	116	2/28/86	H	W	124	108
12/8/70	A	W	122	102	12/27/86	A	W	114	101
12/17/70	H	W	102	95	3/6/87	H	W	132	111
10/23/71	A	W	103	98	12/26/87	A	W	106	97
11/24/71	H	W	108	100	3/4/88	H	W	121	90
12/18/71	H	W	124	91	1/9/89	H	W	119	84
2/9/72	H	W	139	112	4/4/89	A	W	124	108
2/25/72	A	W	117	115	12/26/89	A	W	112	111
3/25/72	A	W	121	116	1/5/90	H	L	105	114
10/20/72	H	W	126	118	1/11/91	H	W	109	107
10/24/72	A	W	105	97	3/8/91	A	W	104	98
11/10/72	A	W	106	104	12/30/91	A	W	97	86
1/16/73	A	W	106	102	3/6/92	H	W	117	100
1/21/73	H	W	104	97	12/30/92	A	L	99	105
3/4/73	H	W	125	113	1/3/93	H	W	120	112
3/6/73	A	W	127	112	12/30/93	A	W	119	111
10/12/73	H	W	118	112	1/14/94	H	L	95	102
12/9/73	A	W	118	114	1/25/95	H	L	98	107
12/12/73	H	W	126	119	2/17/95**	A	L	121	127
12/26/73	A	W	125	123	2/13/96	A	W	108	94
2/22/74	A	W	116	109	3/6/96	H	W	110	97
2/27/74	H	L	104	122	2/17/97	A	L	112	116
3/1/74	A	L	94	110	4/4/97	H	L	102	117
10/18/74	H	L	119	126	12/21/97	H	W	99	77
10/19/74	A	W	113	95	2/13/98	A	W	97	96
11/14/74	H	L	100	112	3/17/99	H	W	118	84
1/9/75	A	W	108	100	12/26/99	A	L	100	103
1/12/75	A	L	101	114	1/12/00	H	W	95	88
1/26/75	H	W	107	93	12/3/00	H	W	96	87
3/21/75	H	W	109	101	1/18/01	A	W	82	79
3/29/75	A	L	96	102	12/29/01*	A	W	105	103
4/2/75	H	W	95	92	2/3/02	H	W	104	91
11/5/75	H	W	105	95	2/15/03	A	W	92	84
11/15/75	A	W	112	110	3/7/03	H	W	83	72
12/23/75	A	L	92	101	2/4/04	H	L	86	95
1/25/76	H	W	135	107	2/19/04	A	L	100	102
1/31/76	A	W	109	100	12/13/04**	A	W	134	127
3/30/76	A	L	83	93	2/9/05	H	W	94	89
4/4/76	H	L	114	117	12/31/05	A	W	111	92
10/28/76	H	W	112	105	2/9/06	H	L	81	98
11/13/76	A	L	107	118	12/27/07	A	L	77	100
1/8/77	A	W	109	106	2/2/07	H	L	89	100
2/6/77	H	W	113	97	2/6/08	H	W	111	100
11/17/77	H	W	109	103	2/25/08	A	W	104	76
11/19/77	A	L	98	102	2/25/09	A	L	91	93
2/24/78	A	W	106	99	3/23/09	H	W	90	77
4/9/78	H	W	131	114					
11/26/78	A	L	103	105					
12/6/78	H	W	117	111					
2/25/79	A	L	116	131					
3/2/79	H	L	99	106					
12/27/79	A	W	118	97					
1/27/80	H	W	131	108					
1/1/81	A	W	88	85					
2/8/81	H	W	123	107					
2/12/82	A	W	129	116					
2/26/82	H	W	122	110					
2/2/83	H	W	120	110					
2/24/83	A	L	107	122					
11/9/83	H	W	129	122					
2/22/84	A	L	107	114					
11/7/84	H	W	135	108					
12/27/84	A	W	118	103					

* Overtime
** Double-overtime

CLIPPERS: Buffalo Braves 1970-78; San Diego Clippers 1978-84; Los Angeles Clippers 1984-present.

ALL-TIME SERIES

Boston leads 81-30 (Celtics are 41-11 at home)

CURRENT STREAK: One Celtics win

LARGEST CELTICS WIN: 35 points; 119-84 on 01/09/89 @ Boston

LARGEST CLIPPERS WIN: 23 points; 100-77 on 12/27/07 @ Los Angeles



LOS ANGELES LAKERS
 Staples Center (18,997)
 555 North Nash Street, El Segundo, CA 90245
 310-426-6000 • fax 310-426-6106

2008-09 RESULTS

Los Angeles won 2-0 (Celtics were 0-1 at TD Garden)
 12/25/08 Boston 83 @ Los Angeles 92
 02/05/09 Los Angeles 110 @ Boston 109 (1OT)

2009-10 MATCHUPS

01/31/10 Los Angeles @ Boston
 02/19/10 Boston @ Los Angeles

DIRECTORY

HEAD COACH:Phil Jackson
ASSISTANT COACHES:Jim Cleamons, Frank Hamblen, Brian Shaw, Kareem Abdul-Jabbar, Craig Hodges
ATHLETIC TRAINER:Gary Vitti
PUBLIC AND MEDIA RELATIONS:John Black, Alison Bogli, Josh Rupprecht, Nick Mazzella, Matt Flier
BROADCAST TELEVISION:KCAL (Ch. 9), Broadcasters: Joel Myers, Stu Lantz
CABLE TELEVISION:FSN West, Broadcasters: Same
RADIO:AM 570 Sports, Broadcasters: Spero Dedes, Mychal Thompson
SPANISH RADIO:ESPN Deportes(1330AM), Broadcasters: Fernando Gonzalez, Pepe Mantilla

2008-2009 SEASON SERIES (0-2) BOSTON VS. L.A. LAKERS

PLAYER	G-GS	MIN	FG-FGA	PCT	3FG-FGA	PCT	FT-FTA	PCT	OFF	DEF	TOT	AST	PF-DQ	STL	TO	BLK	PTS	AVG	HI
Pierce	2-2	83	12-26	.462	3-7	.429	14-17	.824	2	16	18	8	6-0	3	10	0	41	20.5	21
Garnett	2-2	71	18-26	.692	0-1	.000	2-2	1.000	1	14	15	4	8-1	2	4	4	38	19.0	22
R. Allen	2-2	89	14-35	.400	6-20	.300	2-3	.667	0	3	3	6	6-0	2	6	0	36	18.0	22
Rondo	2-2	71	10-27	.370	0-1	.000	2-2	1.000	3	8	11	24	9-0	2	4	0	22	11.0	16
House	2-0	34	7-15	.467	4-9	.444	0-0	---	1	3	4	2	4-0	2	2	0	18	9.0	16
Perkins	2-2	69	5-8	.625	0-0	---	2-2	1.000	4	12	16	0	7-0	1	2	6	12	6.0	8
Powe	2-0	26	5-7	.714	0-0	---	1-2	.500	5	6	11	0	4-0	0	1	0	11	5.5	10
T. Allen	2-0	27	4-12	.333	0-2	.000	0-0	---	1	1	2	2	4-0	2	3	1	8	4.0	6
Davis	2-0	35	3-14	.214	0-0	---	0-0	---	2	5	7	2	5-0	1	1	0	6	3.0	4
Scalabrino	1-0	1	0-0	---	0-0	---	0-0	---	0	0	0	0	0-0	1	0	0	0	0.0	0
CELTICS	2	505	78-170	.459	13-40	.325	23-28	.821	19	68	87	48	53-1	16	34	11	192	96.0	109
LAKERS	2	505	78-166	.470	17-42	.405	29-44	.659	19	58	77	48	42-0	18	24	12	202	101.0	110

2008-2009 SEASON SERIES (2-0) L.A. LAKERS VS. BOSTON

PLAYER	G-GS	MIN	FG-FGA	PCT	3FG-FGA	PCT	FT-FTA	PCT	OFF	DEF	TOT	AST	PF-DQ	STL	TO	BLK	PTS	AVG	HI
Bryant	2-2	88	23-52	.442	5-11	.455	2-4	.500	4	15	19	10	4-0	2	7	2	53	26.5	27
Gasol	2-2	82	17-28	.607	0-0	---	10-13	.769	8	9	17	8	1-0	2	6	4	44	22.0	24
Odum	2-1	59	9-16	.563	3-5	.600	9-13	.692	2	11	13	5	7-0	4	3	2	30	15.0	20
Fisher	2-2	76	7-23	.304	3-11	.273	2-5	.400	0	3	3	12	9-0	3	0	0	19	9.5	13
Bynum	1-1	36	4-7	.571	0-0	---	1-2	.500	1	6	7	0	2-0	0	1	2	9	9.0	9
Vujacic	2-0	37	4-12	.333	2-8	.250	5-5	1.000	0	3	3	1	6-0	1	2	0	15	7.5	10
Farmar	1-0	12	3-3	1.000	1-1	1.000	0-1	.000	0	2	2	1	3-0	1	0	0	7	7.0	7
Walton	2-2	61	5-11	.455	3-4	.750	0-0	---	3	3	6	8	4-0	3	2	2	13	6.5	8
Powell	1-0	22	3-5	.600	0-0	---	0-0	---	1	3	4	0	2-0	0	0	0	6	6.0	6
Ariza	2-0	29	2-8	.250	0-2	.000	0-1	.000	0	3	3	3	4-0	2	1	0	4	2.0	2
Mihm	1-0	2	1-1	1.000	0-0	---	0-0	---	0	0	0	0	0-0	0	0	0	2	2.0	2
Radmanovic	1-0	1	0-0	---	0-0	---	0-0	---	0	0	0	0	0-0	0	0	0	0	0.0	0
LAKERS	2	505	78-166	.470	17-42	.405	29-44	.659	19	58	77	48	42-0	18	24	12	202	101.0	110
CELTICS	2	505	78-170	.459	13-40	.325	23-28	.821	19	68	87	48	53-1	16	34	11	192	96.0	109



CELTICS VS. LAKERS GAME-BY-GAME RESULTS (SINCE 1960-61)

Date	H/A	W/L	Celtics	Opp	Date	H/A	W/L	Celtics	Opp	Date	H/A	W/L	Celtics	Opp
11/12/60	N	W	131	124	2/17/67	A	W	120	119	2/23/83	A	W	113	104
12/2/60	H	L	117	120	3/5/67	H	W	130	105	2/8/84	H	L	109	111
12/4/60	A	W	113	103	11/3/67	H	W	105	104	2/24/84	A	L	108	116
12/5/60	A	W	123	101	12/1/67	H	W	123	119	1/16/85	H	W	104	102
1/17/60	H	W	140	112	12/17/67	A	W	123	111	2/17/85	A	L	111	117
1/3/61	A	W	102	96	1/3/68	A	W	113	103	1/22/86	H	W	110	95
1/19/61	N	W	106	103	1/26/68	H	L	112	118	2/16/86	A	W	105	99
2/7/61	N	W	96	95	2/11/68	H	L	104	141	12/12/86	H	L	110	117
2/14/61	N	W	113	93	2/21/68	A	L	117	122	2/15/87	A	L	103	106
2/22/61	A	L	93	105	11/19/68	A	L	106	116	12/11/87	H	L	114	115
11/18/61	H	L	101	103	11/29/68	H	L	92	93	2/14/88	A	L	106	115
12/19/61	A	L	101	104	1/10/69	H	W	88	82	12/16/88	H	W	110	96
12/26/61	H	W	129	117	2/21/69	A	W	124	102	2/19/89	A	L	110	119
1/7/62	A	W	118	95	3/7/69*	A	L	99	105	12/15/89	H	L	110	119
1/23/62	N	W	118	103	3/16/69	H	L	73	108	2/18/90	A	L	110	116
2/1/62	N	W	130	115	12/10/69	H	W	111	99	1/27/91	H	L	87	104
2/18/62	A	L	99	125	12/28/69	A	L	99	109	2/15/91	A	W	98	85
2/20/62	A	W	115	96	1/16/70	H	L	103	108	11/29/91	H	W	114	91
3/11/62	H	W	119	105	2/22/70	A	L	96	108	2/16/92	A	W	114	107
11/9/62	H	L	120	133	3/1/70	H	L	114	120	1/31/93	H	L	87	96
12/7/62	H	W	126	112	3/18/70	A	W	137	122	3/19/93	A	W	129	119
1/4/63	A	L	123	125	12/2/70	H	W	114	111	2/27/94	A	L	97	100
1/5/63	A	L	104	106	12/25/70	A	L	113	123	3/4/94	H	W	109	99
1/20/63	H	W	133	121	2/21/71	A	L	116	124	1/20/95	H	L	118	120
2/12/63	N	W	120	93	2/24/71	H	W	116	96	3/17/95	A	W	118	92
2/13/63	H	L	128	134	3/17/71	H	W	112	104	12/26/95	A	L	91	102
2/22/63	A	L	105	113	11/14/71	A	L	115	128	1/24/96	H	L	107	124
2/24/63	A	W	119	109	12/1/71	H	L	111	124	11/27/96	H	W	110	94
11/13/63	N	W	114	110	1/2/72	A	L	113	122	12/27/96	A	L	102	109
11/27/63	H	W	114	78	2/11/72	H	W	121	108	11/26/97	H	L	103	118
12/26/63	H	W	126	110	2/20/72	A	L	113	132	12/28/97	A	W	108	102
1/4/64*	A	L	118	125	10/13/72	H	W	112	104	12/20/99	H	L	90	99
1/5/64	A	L	95	97	12/15/72	A	W	102	98	2/25/00	A	L	96	109
1/17/64	H	W	99	79	2/7/73*	H	W	113	112	3/13/01	A	L	107	112
2/11/64	H	L	109	113	3/9/73	A	W	119	111	4/6/01	H	L	96	100
2/12/64*	A	W	104	97	12/16/73	A	W	115	110	2/19/02	A	W	109	108
2/16/64	A	W	92	90	1/11/74	H	L	103	111	4/5/02	H	W	99	81
11/13/64	H	L	112	114	3/6/74	A	L	111	116	11/7/02*	H	W	98	95
12/8/64	A	W	108	98	3/10/74	H	W	94	82	3/21/03	A	L	96	104
12/28/64	H	W	133	112	12/4/74	H	W	101	90	12/28/03	A	L	82	105
1/7/65	A	W	112	104	1/3/75	A	W	127	106	3/10/04	H	L	109	117
1/9/65	A	W	107	103	1/10/75	H	W	103	97	2/22/05	A	L	95	104..
1/24/65	H	W	117	93	2/23/75	A	W	119	115	3/2/05	H	W	104	101
2/7/65	H	W	101	97	12/28/75	A	W	123	113	2/26/06	A	W	112	111
2/21/65	A	L	114	129	1/7/76	H	W	109	103	3/20/06	H	L	97	105
2/24/65	A	W	97	95	2/20/76	A	W	125	113	1/31/07	H	L	98	111
3/5/65	H	L	102	104	3/10/76	H	W	92	89	2/23/07	A	L	96	122
10/20/65	H	W	100	96	11/10/76	H	W	117	112	11/23/07	H	W	107	94
11/17/65	A	L	115	125	12/28/76	A	L	105	134	12/30/07	A	W	110	91
11/27/65	H	W	101	95	2/4/77	H	W	99	98	12/25/08	A	L	83	92
12/8/65	H	W	108	106	12/18/77	A	L	97	104	2/5/09*	H	L	109	110
1/2/66	A	W	124	113	2/1/78*	H	W	103	100					
1/5/66	A	L	113	120	2/17/78	A	L	106	114					
1/12/66	H	W	114	102	1/10/79	H	L	89	99					
2/13/66	H	L	110	120	2/23/79	A	L	104	113					
2/19/66	A	W	115	111	3/11/79	H	W	108	106					
2/21/66	A	W	115	108	3/18/79	A	L	111	122					
11/2/66	H	W	133	108	12/28/79	A	L	105	123					
12/18/66	A	L	125	127	1/13/80	H	L	98	100					
12/26/66	H	W	121	106	1/18/81	H	W	98	96					
1/1/67	A	L	110	111	2/11/81	A	W	105	91					
1/6/67	A	L	99	102	2/7/82	H	L	113	119					
1/22/67*	H	W	121	120	2/14/82	A	W	108	103					
2/15/67	A	L	114	124	1/30/85	H	W	110	95					

* Overtime
 ** Double-overtime

LAKERS: Minneapolis Lakers 1948-60; Los Angeles Lakers 1960-present.

ALL-TIME SERIES

Boston leads 151-119 (Celtics are 77-44 at home)

CURRENT STREAK: Two Lakers wins

LARGEST CELTICS WIN: 44 points; 119-75 on 11/11/55 @ Boston

LARGEST LAKERS WIN: 37 points; 141-104 on 02/11/68 @ Boston



MEMPHIS GRIZZLIES
 FedExForum (18,119)
 191 Beale Street, Memphis, TN 38103
 901-205-1234 • fax 901-205-1497

2008-09 RESULTS

Boston won 2-0 (Celtics were 1-0 at TD Garden)
 03/13/09 Memphis 82 @ Boston 102
 03/21/09 Boston 105 @ Memphis 87

2009-10 MATCHUPS

12/14/09 Boston @ Memphis
 03/10/10 Memphis @ Boston

DIRECTORY

HEAD COACH:Lionel Hollins
ASSISTANT COACHES:Johnny Davis, Henry Bibby, David Joerger, Barry Hecker, Damon Stoudamire
ATHLETIC TRAINER:Drew Graham
PUBLIC AND MEDIA RELATIONS:Dustin Krugel, Ross Wooden
BROADCAST TELEVISION:FS Tennessee. Broadcasters: Pete Pranca, Sean Tuohy, Rob Fischer
RADIO:WRBO (103.5FM). Broadcasters: Eric Hasseltine, Elliot Perry, Hank McDowell

2008-2009 SEASON SERIES (2-0) BOSTON VS. MEMPHIS

PLAYER	G-GS	MIN	FG-FGA	PCT	3FG-FGA	PCT	FT-FTA	PCT	OFF	DEF	TOT	AST	PF-DQ	STL	TO	BLK	PIS	AVG	HI
Powe	1-1	41	10-14	.714	0-0	---	10-14	.714	5	6	11	3	3	1	0	5	30	30.0	30
Davis	1-0	29	8-11	.727	0-0	---	8-9	.889	1	4	5	1	4	1	2	0	24	24.0	24
R. Allen	2-2	67	15-31	.484	6-18	.333	6-7	.857	2	3	5	7	3	3	3	0	42	21.0	22
Pierce	2-2	62	8-18	.444	1-7	.143	6-8	.750	0	9	9	8	3	3	5	0	23	11.5	17
House	2-0	38	7-16	.438	4-13	.462	1-2	.500	0	4	4	2	1	1	2	0	21	10.5	15
Garnett	1-1	17	5-7	.714	0-0	---	0-0	---	0	4	4	0	0	1	0	2	10	10.0	10
Rondo	2-2	59	6-16	.375	0-1	.000	1-2	.500	3	12	15	18	2	1	6	0	13	6.5	9
Walker	2-0	29	5-8	.625	0-0	---	2-2	1.000	0	1	1	1	7	1	1	0	12	6.0	6
Marbury	2-0	35	5-12	.417	1-3	.333	0-0	---	0	2	2	9	1	0	4	0	11	5.5	9
Moore	2-0	43	4-5	.800	0-0	---	0-0	---	3	8	11	4	8	1	2	2	8	4.0	6
Pruitt	2-0	7	1-2	.500	0-0	---	0-0	---	1	1	2	2	0	0	0	0	2	1.0	2
CELTICS	2	480	79-149	.530	14-42	.333	35-46	.761	19	60	79	56	39-0	14	30	12	207	103.5	105
GRIZZLIES	2	480	66-162	.407	12-27	.444	35-45	.778	30	52	82	38	39-0	14	33	6	179	89.5	92

2008-2009 SEASON SERIES (0-2) MEMPHIS VS. BOSTON

PLAYER	G-GS	MIN	FG-FGA	PCT	3FG-FGA	PCT	FT-FTA	PCT	OFF	DEF	TOT	AST	PF-DQ	STL	TO	BLK	PIS	AVG	HI
Gay	2-2	80	14-35	.400	4-9	.444	9-10	.900	1	8	9	3	5-0	0	5	0	41	20.5	26
Mayo	2-2	72	14-34	.412	4-7	.571	1-1	1.000	3	4	7	6	4-0	4	7	0	33	16.5	21
Warrick	2-0	43	8-17	.471	0-0	---	12-15	.800	4	6	10	2	4-0	0	3	0	28	14.0	20
Conley	2-2	68	9-19	.474	2-6	.333	4-4	1.000	0	6	6	12	0-0	4	4	0	24	12.0	12
Gasol	2-2	58	6-15	.400	0-0	---	5-8	.625	3	15	18	4	8-0	0	4	1	17	8.5	11
Millicic	2-0	29	4-9	.444	0-0	---	3-3	1.000	5	2	7	0	2-0	1	1	2	11	5.5	6
Buckner	1-0	22	2-8	.250	1-2	.500	0-0	---	3	4	7	1	5-0	3	0	0	5	5.0	5
Jaric	2-0	25	3-6	.500	0-0	---	1-2	.500	3	0	3	2	2-0	0	2	1	7	3.5	7
Arthur	2-2	42	3-11	.273	0-0	---	0-2	.000	6	5	11	4	6-0	1	1	1	6	3.0	4
Haddadi	1-0	3	1-3	.333	0-0	---	0-0	---	2	1	3	1	0-0	0	1	0	2	2.0	2
Miles	1-0	12	1-1	1.000	0-0	---	0-0	---	0	0	0	2	2-0	1	0	1	2	2.0	2
Ross	2-0	26	1-4	.250	1-3	.333	0-0	---	0	1	1	1	1-0	0	1	0	3	1.5	3
GRIZZLIES	2	480	66-162	.407	12-27	.444	35-45	.778	30	52	82	38	39-0	14	33	6	179	89.5	92
CELTICS	2	480	79-149	.530	14-42	.333	35-46	.761	19	60	79	56	39-0	14	30	12	207	103.5	105



CELTICS VS. GRIZZLIES GAME-BY-GAME RESULTS

Date	H/A	W/L	Celtics	Opp
12/30/95	A	L	95	103
1/31/96	H	W	131	98
2/2/97	H	L	92	102
2/14/97	A	L	106	109
1/15/98	H	W	97	95
2/18/98	A	W	114	105
2/17/99***	A	W	131	129
1/10/00	H	L	103	112
2/24/00	A	W	101	77
11/26/00	H	L	87	98
2/13/01	A	L	98	99
12/23/01	H	W	85	80
3/15/02	A	W	103	97
10/31/03	A	W	93	91
12/1/03	H	L	89	96
12/29/04	A	L	109	117
2/16/05	H	W	90	88
11/9/05	H	W	99	98
3/14/06	A	L	76	93
12/6/06	H	L	96	98
1/5/07	A	W	128	119
1/4/08	H	W	100	96
3/8/08	A	W	119	89
3/13/09	H	W	102	92
3/21/09	A	W	105	87

* Overtime
 ** Double-overtime
 *** Triple-overtime

GRIZZLIES: Vancouver Grizzlies 1995-2000; Memphis Grizzlies 2000-present.

ALL-TIME SERIES

Boston leads 17-10 (Celtics are 8-5 at home)

CURRENT STREAK: Five Celtics wins

LARGEST CELTICS WIN: 33 points; 131-98 on 01/31/96 @ Boston

LARGEST GRIZZLIES WIN: 17 points; 93-76 on 03/14/06 @ Memphis



MIAMI HEAT

MIAMI HEAT

AmericanAirlines Arena (19,600)
601 Biscayne Boulevard, Miami, FL 33132
786-777-HEAT • fax 786-777-1615

2008-09 RESULTS

Boston won 3-1 (Celtics were 2-0 at TD Garden)

- 01/21/09 Boston 98 @ Miami 83
- 03/11/09 Boston 99 @ Miami 107
- 03/18/09 Miami 108 @ Boston 112 (1OT)
- 04/10/09 Miami 98 @ Boston 105

2009-10 MATCHUPS

- 11/29/09 Boston @ Miami
- 01/06/10 Boston @ Miami
- 02/03/10 Miami @ Boston

DIRECTORY

HEAD COACH:Erik Spoelstra
ASSISTANT COACHES:Bob McAdoo, Keith Askins, Ron Rothstein, David Fizdale, Chad Kammerer
ATHLETIC TRAINER:Jay Sabol
PUBLIC AND MEDIA RELATIONS:Tim Donovan, Rob Wilson, Michael Lissack, Nick Maiorana
CABLE TELEVISION:Sun Sports. Broadcasters: Eric Reid, Tony Fiorentino, Jason Jackson
RADIO:WINZ (940AM). Broadcasters: Mike Inglis, John Crotty
SPANISH RADIO:WQBA (1140AM). Broadcaster: Jose Paneda

2008-2009 SEASON SERIES (3-1) BOSTON VS. MIAMI

PLAYER	G-GS	MIN	FG-FGA	PCT	3FG-FGA	PCT	FT-FTA	PCT	OFF	DEF	TOT	AST	PF-DQ	STL	TO	BLK	PTS	AVG	HI
R. Allen	3-3	117	25-44	.568	14-22	.636	11-11	1.000	5	8	13	11	6-0	2	8	1	75	25.0	27
Pierce	4-4	159	35-63	.556	9-15	.600	15-21	.714	3	29	32	9	6-0	1	9	0	94	23.5	36
Garnett	1-1	32	6-12	.500	0-0	---	4-4	1.000	2	11	13	1	0-0	3	2	0	16	16.0	16
House	4-0	90	20-36	.556	13-21	.619	4-5	.800	1	11	12	4	6-0	2	5	0	57	14.3	25
Rondo	3-3	116	17-33	.515	1-2	.500	6-9	.667	6	11	17	32	7-0	3	9	0	41	13.7	27
Powe	2-1	51	7-17	.412	0-0	---	9-12	.750	5	12	17	0	6-0	0	1	1	23	11.5	23
Davis	3-2	89	14-29	.483	0-0	---	6-6	1.000	5	12	17	4	11-1	3	5	0	34	11.3	22
Perkins	4-4	127	16-38	.421	0-0	---	6-9	.667	10	21	31	4	14-0	0	8	11	38	9.5	13
Walker	3-0	28	5-8	.625	0-0	---	4-7	.571	3	1	4	2	6-0	2	3	0	14	4.7	8
Marbury	3-2	69	5-6	.313	0-3	.000	2-3	.667	1	3	4	11	5-0	2	3	1	12	4.0	8
Scalabrino	1-0	22	1-2	.500	1-2	.500	0-0	---	0	1	1	1	5-0	0	1	1	3	3.0	3
Moore	3-0	52	2-8	.250	0-0	---	2-2	1.000	3	5	8	5	16-1	1	1	0	6	2.0	4
T. Allen	1-0	10	0-1	.000	0-0	---	1-2	.500	1	2	3	0	0-0	0	2	1	1	1.0	1
O'Bryant	1-0	2	0-0	---	0-0	---	0-0	---	0	0	0	0	0-0	0	0	0	0	0.0	0
Pruitt	3-0	20	0-1	.000	0-0	---	0-0	---	0	2	2	2	3-0	0	3	1	0	0.0	0
CELTICS	4	985	153-308	.497	38-65	.585	70-91	.769	45	129	174	88	91-2	19	62	17	414	103.5	112
HEAT	4	985	153-335	.463	30-83	.361	56-80	.700	36	107	143	86	79-0	32	41	20	396	99.0	108

2008-2009 SEASON SERIES (1-3) MIAMI VS. BOSTON

PLAYER	G-GS	MIN	FG-FGA	PCT	3FG-FGA	PCT	FT-FTA	PCT	OFF	DEF	TOT	AST	PF-DQ	STL	TO	BLK	PTS	AVG	HI
Wade	3-3	120	29-57	.509	5-13	.385	25-36	.694	3	8	11	20	8-0	6	5	1	88	29.3	32
Beasley	4-1	134	30-63	.476	1-4	.250	8-12	.667	9	26	35	7	7-0	4	8	2	69	17.3	23
O'Neal	3-3	104	18-35	.514	0-0	---	9-11	.818	6	13	19	8	9-0	0	5	9	45	15.0	17
Cook	4-1	103	17-47	.362	8-20	.400	0-0	---	2	8	10	2	7-0	3	1	1	42	10.5	20
Chalmers	4-4	145	16-43	.372	5-16	.313	3-6	.500	2	10	12	29	13-0	12	7	0	40	10.0	19
Moon	2-2	49	7-14	.500	0-0	---	0-0	---	0	10	10	5	3-0	1	1	1	19	9.5	13
Haslem	3-3	86	12-18	.667	0-0	---	1-2	.500	4	11	15	2	7-0	3	1	0	25	8.3	11
Head	1-0	20	2-4	.500	1-3	.333	1-2	.500	0	4	4	2	3-0	0	0	0	6	6.0	6
Jones	4-0	67	9-16	.563	4-10	.400	2-2	1.000	1	3	4	3	6-0	0	1	1	24	6.0	9
Quinn	3-0	32	4-10	.400	0-1	.000	5-6	.833	0	3	3	6	0-0	0	2	0	13	4.3	6
Magloire	4-0	54	6-11	.545	0-0	---	2-3	.667	7	8	15	2	10-1	1	6	4	14	3.5	8
Diawara	4-1	47	4-13	.308	1-8	.125	0-0	---	0	0	0	0	5-0	2	0	0	9	2.3	5
Marion	1-1	8	1-4	.250	0-0	---	0-0	---	0	1	1	1	0-0	0	0	1	2	2.0	2
Anthony	2-1	14	0-0	---	0-0	---	0-0	---	2	2	4	1	1-0	0	1	0	0	0.0	0
HEAT	4	985	153-335	.463	30-83	.361	56-80	.700	36	107	143	86	79-0	32	41	20	396	99.0	108
CELTICS	4	985	153-308	.497	38-65	.585	70-91	.769	45	129	174	88	91-2	19	62	17	414	103.5	112



CELTICS VS. HEAT GAME-BY-GAME RESULTS

Date	H/A	W/L	Celtics	Opp	Date	H/A	W/L	Celtics	Opp
11/15/88	A	W	84	65	10/29/03	H	W	98	75
1/29/89	H	W	121	103	1/20/04	A	W	86	84
1/13/90	A	W	105	96	4/7/04	A	L	101	104
1/24/90	H	W	116	95	4/12/04	H	L	77	84
3/2/90	A	W	122	110	11/28/04	A	L	104	106
4/7/90	A	W	115	105	12/21/04	A	L	100	108
4/12/90	H	W	139	118	4/15/05	H	W	101	99
11/26/90	H	W	118	101	2/6/06	A	L	98	114
12/15/90	A	W	114	100	3/1/06	H	L	96	103
3/6/91	H	W	126	117	3/16/06	A	L	104	107
3/28/91	A	L	88	90	4/19/06	H	W	85	78
4/12/91	H	W	119	109	2/7/07	H	L	79	91
11/5/91	A	W	93	89	4/6/07	H	L	85	88
12/4/91	H	W	124	97	4/16/07	A	W	91	89
12/21/91	A	L	101	112	11/16/07	H	W	92	91
3/10/92	A	L	101	108	11/30/07	A	W	95	85
4/19/92	H	W	109	93	1/29/08	A	W	117	87
11/10/92	A	L	106	110	3/30/08	H	W	88	62
12/4/92	H	W	114	104	1/21/09	A	W	98	83
3/24/93	H	W	115	109	3/11/09	A	L	99	107
4/17/93	A	W	103	100	3/18/09*	H	W	112	108
11/26/93	H	L	93	101	4/10/09	H	W	105	98
12/11/93	A	L	80	111					
1/26/94	H	W	103	98					
3/7/94	A	W	112	104					
3/13/94	H	L	87	106					
11/18/94	A	W	115	111					
1/4/95	H	W	117	113					
1/18/95	A	L	93	121					
3/28/95	A	W	126	115					
3/31/95	H	W	100	99					
12/4/95**	H	W	121	120					
12/6/95	A	W	105	101					
2/3/96	A	W	100	99					
3/24/96	H	L	95	111					
11/30/96	A	L	77	78					
1/16/97	H	L	94	102					
1/29/97	A	L	83	103					
2/5/97	H	L	117	118					
11/5/97	H	L	74	90					
12/5/97	A	L	97	117					
3/25/98	H	L	91	105					
3/31/98	A	L	95	121					
2/9/99	A	W	108	101					
4/16/99	H	W	82	81					
4/29/99	A	W	107	96					
11/20/99	A	L	92	110					
12/3/99	H	W	96	84					
1/25/00	A	L	89	115					
2/2/00	H	L	103	105					
1/6/01	A	L	86	112					
1/10/01	H	W	88	76					
4/3/01	A	W	82	77					
4/11/01	H	L	97	102					
11/27/01	A	W	84	83					
1/4/02	H	L	66	89					
3/25/02	A	W	87	82					
4/10/02	H	W	70	65					
12/18/02	H	L	81	91					
12/27/02	A	L	70	90					
4/2/03	H	W	90	62					
4/13/03	A	W	94	86					

* Overtime
** Double-overtime

ALL-TIME SERIES

Boston leads 49-35 (Celtics are 26-15 at home)

CURRENT STREAK: Two Celtics wins

LARGEST CELTICS WIN: 30 points; 117-87 on 01/29/08 @ Miami

LARGEST HEAT WIN: 31 points; 111-20 on 12/11/93 @ Miami



MILWAUKEE BUCKS

Bradley Center (18,717)
1001 North Fourth Street, Milwaukee, WI 53203
414-227-0500 • fax 414-294-4890

2008-09 RESULTS

Boston won 2-1 (Celtics were 1-0 at TD Garden)
11/07/08 Milwaukee 89 @ Boston 101
11/15/08 Boston 102 @ Milwaukee 97
03/15/09 Boston 77 @ Milwaukee 86

2009-10 MATCHUPS

12/08/09 Milwaukee @ Boston
03/09/10 Boston @ Milwaukee
04/10/10 Boston @ Milwaukee
04/14/10 Milwaukee @ Boston

DIRECTORY

HEAD COACH:Scott Skiles
ASSISTANT COACHES:Jim Boylan, Kelvin Sampson, Joe Wolf, Bill Peterson, Adrian Griffin
ATHLETIC TRAINER:Marc Boff
PUBLIC AND MEDIA RELATIONS:Dan Smyczek, Adam Rose
BROADCAST TELEVISION:FS Wisconsin. Broadcasters: Jim Paschke, Jon McGlocklin
RADIO:WTMJ (620AM). Broadcaster: Ted Davis

2008-2009 SEASON SERIES (2-1) BOSTON VS. MILWAUKEE

PLAYER	G-GS	MIN	FG-FGA	PCT	3FG-FGA	PCT	FT-FTA	PCT	OFF	DEF	TOT	AST	PF-DQ	STL	TO	BLK	PIS	AVG	HI
Pierce	3-3	118	15-40	.375	6-11	.545	25-32	.781	3	25	28	13	6-0	2	12	1	61	20.3	28
Garnett	2-2	69	13-28	.464	0-0	---	5-6	.833	3	13	16	4	9-1	3	6	6	31	15.5	16
R. Allen	3-3	109	13-38	.342	3-18	.167	15-15	1.000	3	11	14	5	3-0	2	5	0	44	14.7	27
Perkins	3-3	93	12-26	.462	0-0	---	10-12	.833	12	12	24	3	15-1	2	9	12	34	11.3	26
Moore	1-0	23	3-4	.750	0-0	---	3-4	.750	1	3	4	2	4-0	0	1	1	9	9.0	9
House	3-0	48	11-24	.458	3-12	.250	1-1	1.000	1	4	5	4	5-0	3	0	0	26	8.7	11
T. Allen	2-0	33	5-7	.714	0-0	---	5-5	1.000	1	4	5	4	5-0	3	0	0	26	8.7	13
Powe	3-1	62	7-9	.778	0-0	---	7-16	.438	4	10	14	4	14-1	1	7	3	21	7.0	10
Davis	2-0	36	6-12	.500	0-0	---	1-1	1.000	3	4	7	3	12-1	2	4	0	13	6.5	8
Rondo	3-3	106	5-16	.313	0-2	.000	5-6	.833	1	13	14	22	10-0	8	10	2	15	5.0	8
Marbury	1-0	17	2-5	.400	0-1	.000	0-0	---	0	2	2	2	1-0	0	2	0	4	4.0	4
Scalabrino	2-0	18	2-3	.667	1-2	.500	0-0	---	0	0	0	1	3-0	0	1	0	5	2.5	5
Walker	2-0	9	1-2	.500	0-0	---	0-0	---	0	0	0	0	2-0	0	2	0	2	1.0	2
Giddens	1-0	1	0-0	---	0-0	---	0-0	---	0	0	0	0	0-0	0	0	0	0	0.0	0
Pruitt	2-0	5	0-1	.000	0-1	.000	0-0	---	0	0	0	0	0-0	0	0	0	0	0.0	0
CELTICS	3	745	95-215	.442	13-47	.277	77-98	.786	31	97	128	67	88-4	25	62	25	280	93.3	102
BUCKS	3	745	91-252	.361	15-41	.366	75-93	.806	51	83	134	53	81-2	24	52	11	272	90.7	97

2008-2009 SEASON SERIES (1-2) MILWAUKEE VS. BOSTON

PLAYER	G-GS	MIN	FG-FGA	PCT	3FG-FGA	PCT	FT-FTA	PCT	OFF	DEF	TOT	AST	PF-DQ	STL	TO	BLK	PIS	AVG	HI
Jefferson	3-3	100	18-48	.375	5-8	.375	12-16	.750	1	7	8	7	12-0	3	10	1	51	17.0	20
Villanueva	2-2	60	14-37	.378	1-7	.143	3-4	.750	10	9	19	2	8-1	1	5	0	32	16.0	19
Bogut	2-2	67	12-25	.480	0-0	---	7-11	.636	4	13	17	4	7-0	0	4	2	31	15.5	20
Ridnour	3-2	114	10-25	.400	4-7	.571	18-19	.947	2	8	10	15	10-1	3	11	0	42	14.0	19
Moan'a Moute	3-2	94	10-31	.323	0-1	.000	18-21	.857	10	15	15	0	5-0	3	2	1	38	12.7	15
Sessions	3-1	83	10-32	.313	1-4	.250	9-10	.900	5	2	7	15	10-0	6	8	1	30	10.0	14
Bogans	1-0	23	3-5	.600	1-2	.500	2-2	1.000	4	8	12	0	2-0	1	2	0	9	9.0	9
Bell	3-2	80	4-18	.222	3-10	.300	3-4	.750	3	6	9	8	2-0	2	2	0	14	4.7	5
Alexander	3-0	32	5-8	.625	2-2	1.000	0-2	.000	1	4	5	4	6-0	1	2	1	12	4.0	5
Lue	1-0	5	1-1	1.000	0-0	---	0-0	---	0	0	0	1	0-0	1	2	0	2	2.0	2
Elson	3-1	48	2-11	.182	0-0	---	0-0	---	5	6	11	1	7-0	2	2	4	4	1.3	2
Gadzuric	3-0	15	1-5	.200	0-0	---	2-2	1.000	2	2	4	0	9-0	0	1	4	1.3	4	
Allen	3-0	24	1-6	.167	0-0	---	1-2	.500	4	3	7	0	3-0	1	0	0	3	1.0	3
BUCKS	3	745	91-252	.361	15-41	.366	75-93	.806	51	83	134	53	81-2	24	52	11	272	90.7	97
CELTICS	3	745	95-215	.442	13-47	.277	77-98	.786	31	97	128	67	88-4	25	62	25	280	93.3	102



CELTICS VS. BUCKS GAME-BY-GAME RESULTS

Date	H/A	W/L	Celtics	Opp	Date	H/A	W/L	Celtics	Opp	Date	H/A	W/L	Celtics	Opp
10/26/68	H	W	102	89	11/10/82	H	L	101	105	3/4/96	H	W	105	98
11/9/68	A	W	98	97	11/14/82	A	W	100	98	3/10/96	A	W	110	103
12/3/68	A	W	137	115	11/28/82	H	W	124	109	11/2/96	A	L	102	124
12/4/68	H	W	101	99	12/3/82	A	L	112	115	12/8/96	A	L	87	100
12/26/68	H	W	159	106	3/22/83	A	L	108	116	12/16/96	H	L	91	107
1/12/69	A	L	110	114	4/1/83	H	W	97	83	3/17/97	H	W	126	117
10/28/69	A	W	120	107	11/2/83	H	W	119	105	11/8/97	A	L	96	105
11/1/69	H	L	118	129	1/15/84	A	L	87	106	12/10/97	H	W	96	91
12/17/69	H	L	106	124	1/22/84	H	W	109	98	1/3/98	A	W	106	99
12/19/69	A	L	111	115	3/9/84*	A	W	129	128	4/15/98	H	L	109	117
1/10/70	A	L	109	124	3/16/84	H	W	109	99	3/18/99	A	L	83	99
2/14/70	A	L	117	127	4/10/84	A	W	96	95	4/2/99	H	L	83	84
11/1/70	H	L	113	123	12/19/84	H	L	92	107	5/1/99	H	L	79	88
12/18/70	A	L	114	124	12/30/84	A	L	98	114	11/26/99	H	L	112	114
1/17/71	A	L	113	120	3/20/85	H	W	107	105	3/8/00	H	W	112	101
1/27/71	H	L	129	132	4/2/85	A	L	103	109	3/26/00	A	L	84	99
2/28/71	H	L	99	111	4/12/85*	H	L	113	115	11/30/00	A	L	97	108
11/29/71	H	W	125	114	10/30/85	H	W	117	106	12/23/00	A	L	99	104
12/10/71	A	L	104	120	12/3/85	A	W	112	109	2/7/01	H	W	94	91
12/22/71	N	W	101	98	2/4/86	A	W	112	93	3/7/01	H	L	94	101
2/13/72	H	L	109	117	3/26/86	H	W	121	115	11/3/01	A	L	99	105
3/6/72*	A	L	127	132	4/8/86	A	W	126	114	1/29/02	A	L	90	109
11/1/72	H	L	88	95	11/1/86	A	L	105	111	2/27/02	H	L	92	95
11/21/72	A	W	116	102	11/12/86	H	W	124	116	3/31/02	H	W	110	80
12/23/72	A	L	98	104	12/20/86	A	L	100	120	11/16/02	A	L	85	104
2/11/73	H	W	120	96	1/7/87	H	W	119	92	1/18/03	A	W	97	95
11/16/73	H	W	105	90	3/17/87	A	L	115	123	1/22/03	H	L	97	106
11/30/73	A	L	93	117	3/18/87	H	W	120	102	11/28/03	H	W	106	96
2/6/74	A	W	105	104	11/6/87	H	W	125	108	11/29/03	A	L	94	100
2/10/74	N	L	86	95	11/28/87	A	L	97	112	1/13/04	A	L	103	111
11/12/74	A	W	91	83	2/4/88	A	L	101	111	2/25/04	H	L	104	106
2/2/75	H	W	120	102	2/26/88	H	W	132	96	12/1/04	H	W	101	100
2/5/75	A	W	92	90	3/1/88	A	L	116	117	2/8/05	A	L	97	121
2/28/75	H	W	107	106	4/13/88	H	W	123	104	4/6/05	H	W	103	97
11/7/75	A	L	101	104	11/12/88	A	L	100	108	4/13/05	A	W	111	108
12/10/75	H	W	111	98	11/25/88	H	W	115	96	12/16/05	H	L	96	100
1/18/76	A	W	97	94	2/24/89	H	W	125	112	1/29/06	A	L	79	83
4/9/76	H	L	100	106	3/21/89	A	L	86	98	3/10/06	H	L	86	92
10/23/76	A	W	111	107	11/3/89	H	W	127	114	11/25/06	A	W	111	98
12/15/76	H	W	129	125	11/7/89	A	L	100	106	2/14/07	H	W	117	97
1/28/77	H	W	119	113	12/19/89	A	W	95	86	4/4/07	A	L	89	98
3/17/77	A	L	91	100	2/6/90	H	L	106	119	4/13/07	H	L	102	104
11/13/77*	A	W	127	119	11/13/90	A	L	91	119	12/14/07	H	W	104	82
12/29/77	A	W	124	115	12/12/90	H	W	129	111	3/15/08	A	W	99	77
1/18/78	H	W	130	116	1/9/91	H	W	110	102	4/8/08*	A	W	107	104
4/8/78	H	L	111	123	4/11/91	A	L	92	111	4/11/08	H	W	102	86
11/7/78	A	L	108	125	12/18/91	H	W	131	117	11/7/08	H	W	101	89
1/19/79	H	W	103	102	1/31/92	A	L	100	102	11/15/08*	A	W	102	97
3/4/79	H	L	122	135	3/17/92	A	L	106	127	3/15/09	A	L	77	86
3/28/79	A	L	117	135	4/10/92	H	W	109	100					
12/9/79	A	W	113	108	11/7/92	A	L	88	124					
12/14/79	H	W	97	94	1/16/93	A	W	110	99					
10/16/80	A	W	110	103	2/9/93	H	W	104	92					
11/7/80	H	L	101	102	3/12/93	H	L	109	115					
11/30/80	A	L	105	107	11/8/93	H	W	108	100					
12/9/80	H	W	112	89	11/27/93	A	L	85	89					
2/5/81	A	L	103	113	3/29/94*	A	W	119	107					
3/11/81	H	W	122	108	4/19/94	H	W	120	112					
10/31/81	A	L	103	119	11/22/94	H	L	94	116					
11/20/81	H	W	112	89	3/3/95	H	W	103	91					
1/15/82	A	L	118	122	3/19/95	A	L	94	95					
2/28/82	H	W	106	102	4/19/95	A	L	97	106					
4/6/82	A	L	116	122	11/3/95	H	L	100	101					
4/14/82	H	W	100	91	11/8/95	A	W	99	93					

* Overtime
 ** Double-overtime

ALL-TIME SERIES

Boston leads 89-89 (Celtics are 57-32 at home)

CURRENT STREAK: One Bucks win

LARGEST CELTICS WIN: 36 points; 132-96 on 02/26/88 @ Boston

LARGEST BUCKS WIN: 36 points; 124-88 on 11/07/92 @ Milwaukee



MINNESOTA TIMBERWOLVES

Target Center (19,356)

600 First Avenue North, Minneapolis, MN 55403

612-673-1600 • fax 612-673-8385

2008-09 RESULTS

Boston won 2-0 (Celtics were 1-0 at TD Garden)

11/21/08 Boston 95 @ Minnesota 78

02/01/09 Minnesota 101 @ Boston 109

2009-10 MATCHUPS

11/04/09 Boston @ Minnesota

12/20/09 Minnesota @ Boston

DIRECTORY

HEAD COACH: Kurt Rambis
ASSISTANT COACHES: Dave Wohl, Bill Laimbeer, Reggie Heneas
ATHLETIC TRAINER: Gregg Farnam
PUBLIC AND MEDIA RELATIONS: Mike Cristaldi, Mark Rosenberg, Dan Bell
BROADCAST TELEVISION: KSTC-TV. Broadcasters: Tom Hanneman, Jim Petersen
CABLE TELEVISION: Fox Sports Net North. Broadcasters: Same
RADIO: KFAN (1130AM). Broadcasters: Alan Horton, Kevin Lynn

2008-2009 SEASON SERIES (2-0) BOSTON VS. MINNESOTA

PLAYER	G-GS	MIN	FG-FGA	PCT	3FG-FGA	PCT	FT-FTA	PCT	OFF	DEF	TOT	AST	PF-DQ	STL	TO	BLK	PTS	AVG	HI
Pierce	2-2	73	17-32	.531	1-4	.250	13-13	1.000	5	14	19	10	2-0	2	7	1	48	24.0	36
Garnett	1-1	29	8-12	.667	0-0	---	1-2	.500	0	4	4	2	0-0	1	2	1	17	17.0	17
R. Allen	2-2	67	12-25	.480	3-11	.273	6-7	.857	1	4	5	10	4-0	0	4	0	33	16.5	22
T. Allen	2-0	40	9-17	.529	1-3	.333	9-12	.750	1	2	3	2	3-0	2	2	2	28	14.0	14
Rondo	2-2	66	7-19	.368	2-3	.667	2-3	.667	2	12	14	13	2-0	5	2	1	18	9.0	13
Powe	2-0	39	7-13	.538	0-0	---	3-8	.375	7	7	14	0	8-0	4	3	0	17	8.5	10
Perkins	2-2	52	6-9	.667	0-0	---	2-2	1.000	4	10	14	4	10-1	0	3	2	14	7.0	8
Davis	2-1	60	5-15	.333	0-0	---	2-3	.667	1	7	8	2	10-0	4	1	0	12	6.0	12
Pruitt	1-0	4	1-2	.500	0-0	---	3-4	.750	0	0	0	0	0-0	0	1	0	5	5.0	5
Scalabrino	1-0	14	2-3	.667	1-1	1.000	0-0	---	0	1	1	0	0-0	0	0	0	5	5.0	5
House	2-0	27	3-10	.300	1-6	.167	0-0	---	0	3	3	2	1-0	1	1	1	7	3.5	5
O'Bryant	2-0	9	0-1	.000	0-0	---	0-0	---	1	1	1	0	4-0	0	1	1	0	0.0	0
TIMBERWOLVES	2	480	77-158	.487	9-28	.321	41-54	.759	21	65	86	45	44-1	19	27	9	204	102.0	109

2008-2009 SEASON SERIES (0-2) MINNESOTA VS. BOSTON

PLAYER	G-GS	MIN	FG-FGA	PCT	3FG-FGA	PCT	FT-FTA	PCT	OFF	DEF	TOT	AST	PF-DQ	STL	TO	BLK	PTS	AVG	HI
Jefferson	2-2	73	23-41	.561	0-0	---	11-12	.917	4	11	15	1	8-0	0	2	5	57	28.5	34
Foye	2-2	65	8-29	.276	2-8	.250	7-7	1.000	1	3	4	10	4-0	3	3	0	25	12.5	21
Gomes	2-2	68	10-24	.417	2-8	.250	2-2	1.000	1	8	9	1	5-0	6	6	1	24	12.0	17
Telfair	2-1	68	10-22	.455	2-7	.286	1-1	1.000	2	1	3	11	4-0	2	6	0	23	11.5	13
Miller	2-1	59	4-8	.500	1-2	.500	7-8	.875	0	11	11	6	3-0	0	2	0	16	8.0	8
Love	2-0	51	4-14	.286	0-3	.000	7-8	.875	4	11	15	1	6-0	2	4	1	15	7.5	9
Smith	2-1	32	2-6	.333	0-0	---	3-4	.750	4	4	8	7	5-0	0	0	0	7	3.5	5
Cardinal	2-0	8	1-3	.333	1-2	.500	2-2	1.000	0	2	2	2	2-0	0	1	0	54	25.5	5
Carney	2-0	27	1-8	.125	0-3	.000	3-5	.600	1	4	5	0	4-0	3	2	2	52	25.5	3
Brewer	1-0	14	1-4	.250	0-0	---	0-1	.000	0	4	4	0	2-0	0	1	0	2	2.0	2
Collins	1-1	13	0-2	.000	0-0	---	0-0	---	2	0	2	2	4-0	0	0	0	0	0.0	0
Madsen	1-0	2	0-0	---	0-0	---	0-0	---	0	0	0	0	0-0	0	0	0	0	0.0	0
TIMBERWOLVES	2	480	64-161	.398	8-33	.242	43-50	.860	19	59	78	41	47-0	16	29	9	179	89.5	101



CELTICS VS. TIMBERWOLVES GAME-BY-GAME RESULTS

Date	H/A	W/L	Celtics	Opp
11/17/89	H	W	116	99
2/2/90	A	L	105	116
1/28/91	A	W	108	87
2/27/91	H	W	116	111
1/4/92	A	L	96	100
1/10/92	H	L	94	104
11/6/92	H	W	113	92
12/15/92**	A	W	124	119
1/8/94	A	L	90	108
4/8/94	H	W	112	108
11/12/94	A	W	114	101
2/5/95	H	W	115	82
12/22/95	H	W	114	113
3/27/96	A	W	121	116
1/3/97	H	L	84	94
3/16/97	A	L	101	119
1/2/98	H	W	93	89
1/21/98	A	L	95	104
3/24/99	H	L	68	87
1/13/00	A	L	85	103
3/22/00	H	L	106	109
12/1/00	H	L	98	102
1/15/01	A	W	107	102
2/1/02*	H	L	95	98
4/15/02	A	W	93	90
11/9/02	A	W	105	99
12/20/02	H	W	108	99
12/15/03	H	L	95	116
3/7/04	A	W	80	77
2/6/05	A	W	103	100
3/6/05	H	L	97	99
1/18/06	H	W	103	96
1/30/06	A	L	85	110
2/11/07	A	L	107	109
3/4/07**	H	W	124	117
1/25/08	H	W	87	86
2/8/08	A	W	88	86
11/21/08	A	W	95	78
2/1/09	H	W	109	101

* Overtime
** Double-overtime

ALL-TIME SERIES

Boston leads 23-16 (Celtics are 12-8 at home)

CURRENT STREAK: Five Celtics wins

LARGEST CELTICS WIN: 33 points; 115-82 on 02/05/95 @ Boston

LARGEST TIMBERWOLVES WIN: 25 points; 110-85 on 01/30/06 @ Minnesota



NEW JERSEY NETS

IZOD Center (20,032)
390 Murray Hill Parkway, East Rutherford, NJ 07073
201-935-8888 • fax 201-935-1088

2008-09 RESULTS

Boston won 4-0 (Celtics were 2-0 at TD Garden)

- 01/14/09 New Jersey 86 @ Boston 118
- 01/17/09 Boston 105 @ New Jersey 85
- 03/04/09 Boston 115 @ New Jersey 111
- 04/08/09 New Jersey 104 @ Boston 106

2009-10 MATCHUPS

- 11/07/09 Boston @ New Jersey
- 01/13/10 Boston @ New Jersey
- 02/05/10 New Jersey @ Boston
- 02/24/10 New Jersey @ Boston

DIRECTORY

HEAD COACH:Lawrence Frank
ASSISTANT COACHES:Tom Barrise, John Loyer, Doug Overton, Roy Rogers
ATHLETIC TRAINER:Tim Walsh
PUBLIC AND MEDIA RELATIONS:Gary Sussman, Aaron Harris, Patrick Rees, Barry Baum
CABLE TELEVISION:YES Network. Broadcasters: Marv Albert, Ian Eagle, Mike Fratello, Jim Spanakel
RADIO:WFAN (660AM). Broadcasters: Chris Carrino, Tim Capstraw

2008-2009 SEASON SERIES (4-0) BOSTON VS. NEW JERSEY

PLAYER	G-GS	MIN	FG-FGA	PCT	3FG-FGA	PCT	FT-FTA	PCT	OFF	DEF	TOT	AST	PF-DQ	STL	TO	BLK	PIS	AVG	HI
Pierce	4-4	134	28-48	.583	9-18	.500	11-15	.733	2	8	10	17	10-0	7	10	2	76	19.0	31
Rondo	4-4	125	27-44	.614	1-1	1.000	15-20	.750	4	26	30	36	10-0	9	13	1	70	17.5	31
R. Allen	4-4	127	20-37	.541	10-20	.500	15-15	1.000	0	8	8	5	11-0	3	6	0	65	16.3	25
Garnett	2-2	52	13-21	.619	0-0	---	6-6	1.000	3	16	19	9	4-0	1	2	1	32	16.0	20
Perkins	2-2	76	12-21	.571	0-0	---	5-7	.714	7	15	22	5	5-0	1	6	2	29	14.5	17
House	4-0	69	18-30	.600	11-20	.550	1-2	.500	0	6	6	4	4-0	3	7	0	48	12.0	15
Scalabrino	2-2	57	7-16	.438	1-6	.167	5-5	1.000	1	7	8	1	5-0	2	0	2	20	10.0	11
Powe	3-0	58	6-10	.600	0-0	---	12-13	.923	2	11	13	1	8-0	1	5	1	24	8.0	11
Moore	2-0	34	6-8	.750	0-0	---	3-3	1.000	5	5	10	0	7-0	0	1	0	15	7.5	9
Davis	4-2	102	12-26	.462	1-1	1.000	3-3	1.000	4	8	12	7	11-0	3	4	2	28	7.0	12
Pruitt	2-0	38	3-8	.375	2-4	.500	4-4	1.000	2	2	4	6	5-0	2	3	0	12	6.0	9
T. Allen	1-0	17	2-6	.333	0-0	---	1-2	.500	0	6	6	2	1-0	0	0	0	5	5.0	5
Walker	3-0	31	5-8	.625	0-1	.000	4-4	1.000	0	7	7	2	8-0	0	2	0	14	4.7	6
Marbury	2-0	31	2-7	.286	0-2	.000	0-0	---	0	3	3	9	3-0	1	2	1	4	2.0	4
O'Byrant	2-0	11	1-3	.333	0-0	---	0-1	.000	1	2	3	1	1-0	0	1	1	2	1.0	2
CELTICS	4	960	162-293	.553	35-73	.479	85-100	.850	31	130	161	105	93-0	33	66	13	444	111.0	118
NETS	4	960	132-302	.437	34-83	.410	88-112	.786	37	95	132	80	83-0	27	60	10	386	96.5	111

2008-2009 SEASON SERIES (0-4) NEW JERSEY VS. BOSTON

PLAYER	G-GS	MIN	FG-FGA	PCT	3FG-FGA	PCT	FT-FTA	PCT	OFF	DEF	TOT	AST	PF-DQ	STL	TO	BLK	PIS	AVG	HI
Carter	4-4	119	27-57	.474	10-19	.526	12-15	.800	3	12	15	11	13-0	3	8	0	76	19.0	34
Harris	4-4	122	20-52	.385	2-10	.200	25-26	.885	0	3	3	20	10-0	6	17	1	65	16.3	25
Lopez	4-4	144	24-42	.571	0-0	---	15-18	.833	8	23	31	7	10-0	1	9	6	63	15.8	28
Hayes	4-0	98	15-29	.517	7-13	.538	5-5	1.000	3	8	11	5	4-0	1	3	0	42	10.5	16
Dooling	4-1	116	11-35	.314	4-16	.250	12-15	.800	1	4	5	17	3-0	5	2	0	38	9.5	14
Anderson	4-3	94	12-24	.500	5-11	.455	5-7	.714	8	9	17	5	11-0	3	7	0	34	8.5	13
Simmons	4-2	79	9-18	.500	5-10	.500	0-1	.000	3	10	13	5	12-0	1	3	0	23	5.8	10
Douglas-Roberts	3-0	42	4-17	.235	0-2	.000	6-7	.857	2	4	6	2	1-0	0	1	0	14	4.7	6
Hassell	3-1	46	4-9	.444	0-0	---	5-5	1.000	3	3	6	3	4-0	1	2	0	13	4.3	6
Jianlian	1-1	18	2-5	.400	0-1	.000	0-0	---	0	4	4	0	3-0	1	2	0	4	4.0	4
Najera	2-0	35	3-6	.500	1-1	1.000	0-4	.000	2	7	9	2	6-0	2	2	0	7	3.5	7
Williams	1-0	12	0-2	.000	0-0	---	2-2	1.000	3	1	4	1	1-0	1	0	1	2	2.0	2
Boone	3-0	30	1-5	.200	0-0	---	3-7	.429	1	7	8	2	5-0	2	2	1	5	1.7	3
Ager	1-0	6	0-1	.000	0-0	---	0-0	---	0	0	0	0	0-0	0	0	0	0	0.0	0
NETS	4	960	132-302	.437	34-83	.410	88-112	.786	37	95	132	80	83-0	27	60	10	386	96.5	111
CELTICS	4	960	162-293	.553	35-73	.479	85-100	.850	31	130	161	105	93-0	33	66	13	444	111.0	118



CELTICS VS. NETS GAME-BY-GAME RESULTS

Date	H/A	W/L	Celtics	Opp	Date	H/A	W/L	Celtics	Opp	Date	H/A	W/L	Celtics	Opp
12/19/76	A	W	94	87	3/28/88	A	W	106	105	4/7/02	A	W	102	90
1/16/77	H	W	106	91	4/8/88	H	W	127	90	11/20/02	H	W	96	79
2/2/77	A	L	89	99	11/29/88	A	W	100	93	12/25/02	A	L	81	117
3/23/77	H	W	114	109	11/30/88	H	W	133	100	3/13/03	A	L	75	90
10/28/77	A	L	109	116	1/12/89	A	W	106	103	3/18/03	H	L	74	87
12/13/77	H	W	122	108	3/4/89	A	L	95	98	11/7/03	H	L	87	94
1/13/78*	H	W	114	111	3/13/89	H	W	114	91	1/25/04	A	L	91	110
2/26/78	A	W	94	92	4/10/89	H	W	113	112	3/26/04	H	W	102	93
10/28/78	A	L	109	111	11/15/89	H	W	126	92	3/29/04	A	W	84	80
1/14/79	H	L	100	110	11/29/89	A	W	118	95	1/21/05	A	L	98	104
4/7/79	A	L	112	126	1/9/90	A	L	78	87	2/2/05	H	W	110	89
4/8/79	H	W	127	101	3/18/90	H	W	122	106	4/9/05	A	L	86	99
10/31/79	A	W	116	79	4/4/90	H	W	125	106	4/20/05	H	L	93	102
11/21/79	H	W	111	103	4/10/90	A	W	112	96	1/20/06	H	W	99	96
12/12/79	H	W	116	102	11/10/90	A	W	105	91	1/21/06	A	L	83	103
12/16/79*	A	W	115	112	1/18/91	H	L	106	111	4/14/06	H	L	74	79
3/17/80	A	W	117	92	2/22/91	H	W	111	99	4/16/06	A	L	93	95
3/23/80	H	L	96	101	4/2/91	A	W	94	77	11/29/06	H	L	105	106
10/22/80	A	W	108	104	4/4/91	H	W	123	104	12/9/06	A	W	92	90
11/14/80	H	W	126	102	11/23/91	A	W	125	107	2/9/07	H	L	78	92
12/12/80	H	W	119	104	1/15/92	H	L	120	130	3/3/07*	A	W	96	88
1/10/81	A	W	117	115	2/25/92	A	L	95	109	11/10/07	A	W	112	101
3/15/81	H	W	133	125	3/13/92	H	L	108	110	11/14/07	H	W	91	69
3/25/81	A	W	111	105	3/25/92	A	W	118	110	1/11/08	A	W	86	77
11/13/81	H	W	111	97	12/22/92	A	W	106	104	4/16/08	H	W	105	94
12/19/81	H	W	109	100	1/8/93	H	W	102	88	1/14/09	H	W	118	86
1/11/82	A	W	112	94	2/24/93	H	W	103	88	1/17/09	A	W	105	85
3/12/82	A	W	113	109	4/15/93	A	W	106	105	3/4/09	A	W	115	111
4/9/82	H	W	106	103	11/11/93	H	W	105	100	4/8/09	H	W	106	104
4/16/82	A	L	96	113	12/7/93	A	L	90	117					
11/7/82	A	W	102	100	1/2/94	H	L	97	101					
1/14/83	H	W	133	108	2/11/94	H	L	98	117					
3/7/83	H	W	121	114	4/5/94	A	L	94	120					
3/11/83	A	L	93	98	12/10/94	A	L	96	108					
3/18/83	H	W	116	103	2/4/95	A	W	92	78					
4/12/83	A	W	99	93	3/10/95	H	L	81	111					
12/23/83	H	W	125	113	4/17/95	H	W	98	96					
1/3/84	A	W	105	103	4/23/95	A	L	99	102					
2/6/84	A	L	112	115	12/11/95*	H	L	123	131					
3/23/84	H	L	97	101	2/25/96	A	L	105	111					
3/31/84	A	W	107	98	3/17/96**	H	W	107	106					
4/15/84	H	W	118	111	4/19/96	A	W	112	106					
10/31/84	H	W	116	105	12/16/96*	H	L	108	110					
12/8/84	A	W	107	98	12/21/96	A	L	100	101					
12/11/84	H	W	130	121	2/23/97	A	L	93	109					
1/2/85	A	W	110	95	3/23/97	H	L	91	100					
3/27/85	A	W	105	95	11/19/97	A	L	100	108					
4/14/85	H	L	118	129	11/21/97	H	W	101	93					
10/25/85*	A	L	109	113	3/27/98	A	W	82	76					
12/4/85	A	W	130	111	4/8/98	H	L	104	117					
1/3/86	H	W	129	117	2/27/99	A	W	101	92					
3/30/86	H	W	122	117	3/1/99	H	L	97	99					
4/9/86	A	L	98	108	4/4/99	H	L	79	91					
4/13/86	H	W	135	107	11/19/99	H	W	109	96					
11/11/86	A	L	110	114	1/15/00	A	W	99	96					
12/10/86	H	W	108	98	2/4/00	H	W	100	95					
1/13/87	A	W	123	117	2/8/00	A	L	113	131					
2/23/87	H	W	116	103	12/20/00	H	W	99	86					
3/22/87	H	W	116	104	12/28/00	A	W	112	111					
4/10/87	A	L	108	117	3/22/01	A	W	113	98					
11/21/87	A	W	107	97	4/15/01	H	W	95	88					
12/2/87	H	W	130	99	10/31/01	H	L	95	92					
1/16/88	A	W	103	96	12/1/01*	A	W	105	98					
3/2/88	H	L	107	117	3/13/02	H	W	97	89					

* Overtime
 ** Double-overtime

NETS: New York Nets 1976-77; New Jersey Nets 1977-present.

ALL-TIME SERIES

Boston leads 103-54 (Celtics are 55-24 at home)

CURRENT STREAK: Nine Celtics wins

LARGEST CELTICS WIN: 37 points; 116-79 on 10/31/79 @ New Jersey & 127-90 on 04/08/88 @ Boston

LARGEST NETS WIN: 36 points; 117-81 on 12/25/02 @ New Jersey



NEW ORLEANS HORNETS

New Orleans Arena (18,208)
 1250 Poydras Street, Floor 19
 New Orleans, LA 70113
 504-593-4700 • fax 504-593-4702

2008-09 RESULTS

Boston won 2-0 (Celtics were 1-0 at TD Garden)
 12/12/08 New Orleans 82 @ Boston 94
 02/11/09 Boston 89 @ New Orleans 77

2009-10 MATCHUPS

11/01/09 New Orleans @ Boston
 02/10/10 Boston @ New Orleans

DIRECTORY

HEAD COACH:Byron Scott
ASSISTANT COACHES:Paul Pressey, Charlie Parker, Rob Werdann, Robert Pack
ATHLETIC TRAINER:Terry Kofler
PUBLIC AND MEDIA RELATIONS:Harold Kauffman, Dennis Rogers, Lindsey Mitchell
BROADCAST TELEVISION:COX Sports Television. Broadcasters: Bob Licht, Gil McGregor, Victor Howell
RADIO:KMEZ (106.7FM). Broadcasters: Sean Kelley, Gerry Vaillancourt

2008-2009 SEASON SERIES (2-0) BOSTON VS. NEW ORLEANS

PLAYER	G-GS	MIN	FG-FGA	PCT	3FG-FGA	PCT	FT-FTA	PCT	OFF	DEF	TOT	AST	PF-DQ	STL	TO	BLK	PIS	AVG	HI
Pierce	2-2	87	19-36	.528	2-8	.250	18-23	.783	0	9	9	10	5-0	2	4	1	58	29.0	30
Garnett	2-2	64	15-23	.652	0-0	---	3-4	.750	2	18	20	2	9-0	1	4	1	33	16.5	19
House	2-0	37	8-17	.471	5-10	.500	0-0	---	0	1	1	0	0-0	2	2	0	21	10.5	12
Perkins	2-2	59	8-16	.500	0-0	---	2-4	.500	9	10	19	1	7-0	0	3	4	18	9.0	9
Powe	2-0	38	5-6	.833	0-0	---	7-8	.875	4	4	8	1	7-0	1	2	1	17	8.5	11
Rondo	2-2	75	7-23	.304	0-2	.000	2-4	.500	5	9	14	13	8-0	4	6	0	16	8.0	10
R. Allen	2-2	54	2-11	.182	1-7	.143	5-6	.833	0	5	5	3	1-0	0	3	0	10	5.0	9
T. Allen	1-0	17	1-4	.250	0-0	---	1-3	.333	0	3	3	1	4-0	0	1	0	3	3.0	3
Davis	2-0	30	2-7	.286	0-0	---	1-4	.250	2	4	6	1	5-0	1	1	0	5	2.5	4
Pruitt	1-0	17	1-6	.167	0-3	.000	0-0	---	0	1	1	0	2-0	2	0	1	2	2.0	2
Walker	1-0	2	0-0	---	0-0	---	0-0	---	0	1	1	0	0-0	0	0	0	0	0.0	0
CELTICS	2	480	68-149	.456	8-30	.267	39-56	.696	22	65	87	32	48-0	13	30	8	183	91.5	94
HORNETS	2	480	54-143	.378	4-25	.160	47-62	.758	20	58	78	33	53-0	14	28	10	159	79.5	82

2008-2009 SEASON SERIES (0-2) NEW ORLEANS VS. BOSTON

PLAYER	G-GS	MIN	FG-FGA	PCT	3FG-FGA	PCT	FT-FTA	PCT	OFF	DEF	TOT	AST	PF-DQ	STL	TO	BLK	PIS	AVG	HI
West	2-2	79	11-33	.333	0-1	.000	16-19	.842	6	16	22	2	2-0	0	3	4	38	19.0	23
Paul	2-2	73	11-31	.355	0-5	.000	11-13	.846	3	5	8	19	9-0	4	6	0	35	16.5	20
Armstrong	2-2	53	7-17	.412	0-0	---	8-10	.800	4	5	9	1	8-0	1	4	2	22	11.0	14
Brown	2-0	31	5-6	.833	0-1	.000	4-7	.571	0	2	2	1	4-0	2	4	0	14	7.0	8
Posey	2-0	53	4-10	.400	1-4	.250	4-5	.800	3	5	8	0	8-0	1	2	0	15	6.5	7
Butler	2-2	55	5-13	.385	2-6	.333	0-1	.000	1	5	6	1	4-0	0	1	2	12	6.0	7
Stojakovic	2-2	61	4-18	.222	1-8	.125	1-1	1.000	1	6	7	3	4-0	4	1	0	10	5.0	8
Marks	2-0	27	4-8	.500	0-0	---	1-2	.500	2	8	10	1	5-0	1	1	1	9	4.5	5
Ely	1-0	11	2-3	.667	0-0	---	0-0	---	0	2	2	0	2-0	0	1	0	4	4.0	4
Daniels	1-0	17	1-2	.500	0-0	---	1-2	.500	0	2	2	5	2-0	1	2	0	3	3.0	3
Wright	2-0	4	0-1	.000	0-0	---	1-2	.500	0	1	1	0	1-0	0	1	0	1	0.5	1
Bowen	1-0	11	0-0	---	0-0	---	0-0	---	0	1	1	0	4-0	0	2	1	0	0.0	0
Peterson	1-0	5	0-1	.000	0-0	---	0-0	---	0	0	0	0	0-0	0	0	0	0	0.0	0
HORNETS	2	480	54-143	.378	4-25	.160	47-62	.758	20	58	78	33	53-0	14	28	10	159	79.5	82
CELTICS	2	480	68-149	.456	8-30	.267	39-56	.696	22	65	87	32	48-0	13	30	8	183	91.5	94



CELTICS VS. HORNETS GAME-BY-GAME RESULTS

Date	H/A	W/L	Celtics	Opp	Date	H/A	W/L	Celtics	Opp
11/23/88	H	W	114	109	12/7/05	A	W	101	87
1/6/89	H	W	115	92	1/23/06	H	W	91	78
2/1/89	A	W	107	94	11/1/06	H	L	87	91
2/28/89	A	W	112	87	3/19/07	A	L	88	106
4/17/89	A	W	113	108	3/22/08	A	L	106	113
4/23/89	H	W	120	110	3/28/08	H	W	112	92
12/5/89	A	W	114	101	12/12/08	H	W	94	82
2/7/90	H	W	146	125	2/11/09	A	W	89	77
11/14/90	H	W	135	126					
12/20/90	A	W	115	96					
2/1/91	A	L	91	92					
2/6/91	H	W	133	117					
11/1/91	H	W	111	108					
11/16/91	A	L	109	118					
2/21/92	H	W	113	110					
4/12/92	A	W	128	102					
11/11/92	A	W	109	99					
11/27/92	H	W	111	102					
1/5/93	A	W	107	103					
3/14/93	H	L	93	96					
11/12/93	H	L	107	110					
12/23/93	A	L	100	118					
3/14/94*	A	L	101	107					
4/21/94	H	L	89	95					
11/23/94	H	W	98	91					
1/7/95	A	L	98	106					
2/2/95	H	L	93	100					
4/10/95	A	L	95	119					
11/22/95	A	W	129	124					
11/26/95	H	L	109	111					
12/21/95	A	L	97	107					
2/28/96*	H	W	121	116					
12/22/96	H	L	98	102					
3/6/97*	A	L	121	122					
4/9/97	A	L	111	136					
4/16/97	H	L	102	108					
12/23/97	H	W	102	96					
1/30/98	H	L	95	97					
2/3/98	A	L	89	93					
3/9/99	A	L	87	105					
3/30/99	A	W	109	99					
5/5/99**	H	L	129	133					
11/5/99	H	W	103	100					
1/22/00	A	L	96	110					
4/4/00	A	L	105	112					
4/16/00	H	L	102	105					
12/16/00	A	L	87	99					
3/4/01	H	L	97	116					
4/1/01	A	L	79	80					
4/18/01	H	L	92	97					
12/15/01	A	W	106	97					
2/5/02	A	W	82	79					
3/1/02	H	L	87	100					
12/1/02	H	W	95	86					
1/8/03	A	W	93	85					
2/3/03	A	L	96	103					
3/12/03	H	W	93	65					
11/1/03	A	L	90	97					
11/19/03	H	L	73	81					
12/31/03	H	L	94	96					
4/9/04	A	L	80	89					
1/3/05	H	W	108	90					
3/19/05	A	W	113	100					

* Overtime
** Double-overtime

HORNETS: Charlotte Hornets 1988-2002; New Orleans Hornets 2002-2004; New Orleans/Oklahoma City Hornets 2005-2007; New Orleans Hornets 2007-present.

ALL-TIME SERIES

Boston leads 40-31 (Celtics are 19-16 at home)

CURRENT STREAK: Three Celtics wins

LARGEST CELTICS WIN: 26 points; 128-102 on 04/12/92 @ New Orleans (Charlotte, NC)

LARGEST HORNETS WIN: 25 points; 136-111 on 04/09/97 @ New Orleans (Charlotte, NC)



NEW YORK KNICKS

Madison Square Garden (19,763)
Two Pennsylvania Plaza, New York, NY 10121
212-465-6471 • fax 212-465-6498

2008-09 RESULTS

Boston won 3-1 (Celtics were 2-0 at TD Garden)

- 11/18/08 New York 101 @ Boston 110
- 12/21/08 New York 105 @ Boston 124
- 01/04/09 Boston 88 @ New York 100
- 02/08/09 Boston 110 @ New York 100

2009-10 MATCHUPS

- 11/22/09 Boston @ New York
- 02/23/10 New York @ Boston
- 03/17/10 New York @ Boston
- 07/06/10 Boston @ New York

DIRECTORY

HEAD COACH:Mike D'Antoni
ASSISTANT COACHES:Phil Weber, Dan D'Antoni, Herb Williams, Greg Brittenham, Kenny Atkinson
ATHLETIC TRAINER:Roger Hinds
PUBLIC AND MEDIA RELATIONS:Jonathan Supranowitz, Nick Brown, Alyson Furch, Sammy Steinlight, Gregg Schwartz, Dennis D'Agostino
CABLE TELEVISION:MSG Network. Broadcasters: Mike Breen, Walt Frazier
RADIO:ESPN Radio (1050AM). Broadcasters: Gus Johnson, John Andariese
SPANISH RADIO:WADO (1280AM). Broadcasters: Alfredo Bejar, Juan Antonio Cains, Clemson Smith-Muniz

2008-2009 SEASON SERIES (3-1) BOSTON VS. NEW YORK

PLAYER	G-GS	MIN	FG-FGA	PCT	3FG-FGA	PCT	FT-FTA	PCT	OFF	DEF	TOT	AST	PF-DQ	STL	TO	BLK	PIS	AVG	HI
Pierce	4-4	145	28-54	.519	10-20	.500	30-34	.882	1	20	21	12	10-0	3	12	0	96	24.0	31
R. Allen	4-4	150	26-57	.456	6-25	.240	13-13	1.000	3	8	11	16	11-1	7	3	1	71	17.8	22
Rondo	4-4	118	25-43	.581	1-2	.500	5-11	.455	4	24	28	22	7-0	7	9	0	56	14.0	26
Perkins	4-4	105	20-28	.714	0-0	---	5-9	.556	11	19	30	9	11-0	0	12	9	45	11.3	16
Garnett	3-3	97	13-29	.448	0-0	---	7-8	.875	3	23	26	14	9-0	2	8	7	33	11.0	15
Powe	4-0	84	16-27	.593	0-0	---	10-15	.667	11	14	25	2	4-0	1	3	3	42	10.5	14
House	4-0	85	11-22	.500	7-16	.438	1-1	1.000	1	18	19	9	8-0	5	3	0	30	7.5	9
Scalabrino	3-1	48	7-12	.583	3-7	.429	2-2	1.000	1	6	7	2	12-1	0	0	2	19	6.3	8
T. Allen	4-0	74	10-24	.417	1-3	.333	3-9	.333	0	7	7	7	7-0	1	9	4	24	6.0	11
Davis	3-0	45	7-14	.500	0-0	---	0-0	---	3	7	10	2	6-0	0	2	0	14	4.7	6
O'Bryant	2-0	4	1-1	1.000	0-0	---	0-0	---	0	2	2	0	1-0	0	2	0	2	1.0	2
Pruitt	2-0	7	0-1	.000	0-1	.000	0-0	---	1	1	2	0	0-0	1	0	0	0	0.0	0
KNICKS	4	960	164-312	.526	28-74	.378	76-102	.745	39	149	188	95	86-2	27	67	26	432	108.0	124
CELTICS	4	960	145-342	.424	43-116	.371	73-94	.777	34	114	148	83	86-0	31	48	7	406	101.5	105

2008-2009 SEASON SERIES (1-3) NEW YORK VS. BOSTON

PLAYER	G-GS	MIN	FG-FGA	PCT	3FG-FGA	PCT	FT-FTA	PCT	OFF	DEF	TOT	AST	PF-DQ	STL	TO	BLK	PIS	AVG	HI
Harrington	3-2	113	24-64	.375	10-27	.370	9-13	.692	3	11	13	5	11-0	7	9	1	67	22.3	30
Randolph	1-1	36	5-15	.333	0-2	.000	8-9	.889	1	7	8	1	3-0	0	1	1	18	18.0	18
Chandler	4-3	124	25-57	.439	4-12	.333	11-14	.786	4	17	21	6	11-0	3	3	0	65	16.3	31
Duhon	4-4	164	20-38	.526	8-17	.471	14-16	.875	2	8	10	27	4-0	7	14	2	62	15.5	20
Lee	4-3	142	27-48	.563	0-0	---	5-6	.833	10	37	47	9	14-0	5	8	0	59	14.8	18
Robinson	4-0	113	17-37	.459	9-19	.474	11-14	.786	2	8	10	15	9-0	3	4	0	54	13.5	23
Richardson	4-4	125	17-52	.327	10-28	.357	9-10	.900	3	15	18	8	12-0	2	1	0	53	13.3	29
Gallinari	1-0	14	2-3	.667	1-2	.500	0-0	---	0	4	4	0	3-0	0	1	0	5	5.0	5
Collins	1-0	12	2-5	.400	0-0	---	0-0	---	1	0	1	2	1-0	1	1	0	4	4.0	4
Jeffries	2-2	48	2-6	.333	0-0	---	4-8	.500	8	4	12	4	9-0	2	0	0	8	4.0	7
Thomas	2-0	36	3-11	.273	0-5	.000	1-2	.500	0	0	0	3	5-0	1	2	0	7	3.5	4
Crawford	1-1	25	1-4	.250	1-4	.250	0-0	---	0	0	0	3	2-0	0	2	0	3	3.0	3
Rose	1-0	8	0-2	.000	0-0	---	1-2	.500	0	3	3	0	2-0	0	1	0	1	1.0	1
KNICKS	4	960	145-342	.424	43-116	.371	73-94	.777	34	114	148	83	86-0	31	48	7	406	101.5	105
CELTICS	4	960	164-312	.526	28-74	.378	76-102	.745	39	149	188	95	86-2	27	67	26	432	108.0	124



CELTICS VS. KNICKS GAME-BY-GAME RESULTS (SINCE 1963-64)

Table with columns: Date, H/A, W/L, Celtics, Opp. Multiple columns for game results from 1963 to 2011.

* Overtime
** Double-overtime

ALL-TIME SERIES

Boston leads 266-169 (Celtics are 144-59 at home)

CURRENT STREAK: One Celtics win

LARGEST CELTICS WIN: 45 points; 104-59 on 11/29/07 @ Boston

LARGEST KNICKS WIN: 37 points; 126-89 on 10/28/70 @ Boston



OKLAHOMA CITY THUNDER

Ford Center (19,134)

Leadership Square, 211 North Robinson, Suite 300

Oklahoma City, OK 73102

405-208-4800

2008-09 RESULTS

Boston won 2-0 (Celtics were 1-0 at TD Garden)

11/05/08 Boston 86 @ Oklahoma City 83

03/29/09 Oklahoma City 84 @ Boston 103

2009-10 MATCHUPS

12/04/09 Boston @ Oklahoma City

03/31/10 Oklahoma City @ Boston

DIRECTORY

HEAD COACH:Scott Brooks
ASSISTANT COACHES:Ron Adams, Maurice Cheeks, Rex Kalamian, Mark Bryant, Brian Keefe
ATHLETIC TRAINER:Joe Sharpe
PUBLIC AND MEDIA RELATIONS:Brian Facchini, Michael Ravina, John Read
BROADCAST TELEVISION:Fox Sports Oklahoma. Broadcasters: Brian Davis, Grant Long
RADIO:WWLS (640AM). Broadcaster: Matt Pinto

2008-2009 SEASON SERIES (2-0) BOSTON VS. OKLAHOMA CITY

PLAYER	G-GS	MIN	FG-FGA	PCT	3FG-FGA	PCT	FT-FTA	PCT	OFF	DEF	TOT	AST	PF-DQ	STL	TO	BLK	PIS	AVG	HI
Pierce	2-2	78	15-38	.395	4-11	.364	13-15	.867	2	10	12	8	5-0	2	4	0	47	23.5	27
Garnett	1-1	29	8-14	.571	0-0	---	1-1	1.000	1	7	8	0	2-0	2	1	0	17	17.0	17
R. Allen	2-2	62	12-28	.429	7-14	.500	1-2	.500	3	10	13	4	6-0	2	4	1	32	16.0	18
Moore	1-0	27	6-8	.750	0-0	---	0-0	---	2	9	11	1	5-0	1	1	0	12	12.0	12
House	2-0	38	7-19	.368	4-12	.333	5-6	.833	0	3	3	3	1-0	2	0	0	23	11.5	16
Powe	1-0	18	3-6	.500	0-0	---	5-5	1.000	3	1	4	1	3-0	1	1	0	11	11.0	11
Davis	2-1	47	8-17	.471	0-0	---	4-8	.500	7	8	15	2	3-0	1	2	1	20	10.0	19
T. Allen	1-0	18	4-8	.500	0-0	---	0-0	---	1	1	2	0	3-0	1	2	0	8	8.0	8
Perkins	2-2	66	5-13	.385	0-1	.000	3-6	.500	5	12	17	3	5-0	1	3	7	13	6.5	10
Rondo	2-2	63	5-8	.625	0-0	---	0-2	.000	2	5	7	23	3-0	3	5	0	10	5.0	6
Walker	1-0	12	1-3	.333	0-0	---	2-2	1.000	1	4	5	1	3-0	0	1	4	4.0	4	4
Marbury	1-0	21	1-4	.250	0-1	.000	0-0	---	0	0	0	7	2-0	1	1	0	2	2.0	2
Pruitt	1-0	2	0-0	---	0-0	---	0-0	---	0	0	0	1	0-0	0	0	0	0	0.0	0
CELTICS	2	480	75-166	.452	15-40	.375	34-47	.723	27	70	97	54	41-0	17	27	10	199	99.5	103
THUNDER	2	480	61-167	.365	7-18	.389	38-47	.809	24	58	82	33	41-0	11	27	13	167	83.5	84

2008-2009 SEASON SERIES (0-2) OKLAHOMA CITY VS. BOSTON

PLAYER	G-GS	MIN	FG-FGA	PCT	3FG-FGA	PCT	FT-FTA	PCT	OFF	DEF	TOT	AST	PF-DQ	STL	TO	BLK	PIS	AVG	HI
Durant	2-2	66	12-30	.400	1-3	.333	13-14	.929	1	3	4	4	4-0	2	6	1	38	19.0	21
Westbrook	2-1	58	12-31	.387	3-6	.500	9-10	.900	5	2	7	3	6-0	2	4	0	36	18.0	23
Green	2-2	72	11-31	.355	2-7	.286	5-7	.714	4	11	15	5	4-0	2	4	2	29	14.5	15
Kristic	1-1	22	4-9	.444	0-0	---	1-1	1.000	0	4	4	0	1-0	0	0	1	9	9.0	9
Smith	1-0	25	4-9	.444	0-1	.000	1-2	.500	2	3	5	1	2-0	1	0	0	9	9.0	9
Mason	1-0	24	4-9	.444	0-0	---	0-1	.000	2	2	4	0	3-0	0	3	1	8	8.0	8
Petro	1-1	18	4-5	.800	0-0	---	0-0	---	0	1	1	0	1-0	1	1	0	8	8.0	8
Watson	1-1	24	1-6	.167	1-1	1.000	4-4	1.000	2	5	9	5	3-0	0	2	0	7	7.0	7
Rose	1-0	17	2-9	.222	0-0	---	2-2	1.000	2	5	7	0	0-0	0	1	1	6	6.0	6
Sefolosha	1-1	30	3-5	.600	0-0	---	0-0	---	1	3	4	2	3-0	1	0	4	6	6.0	6
Wilcox	1-0	28	2-5	.400	0-0	---	1-2	.500	2	6	8	0	3-0	0	2	0	5	5.0	5
Collison	2-1	51	2-13	.154	0-0	---	2-2	1.000	3	9	12	2	8-0	0	1	3	6	3.0	4
Atkins	1-0	11	0-1	.000	0-0	---	0-0	---	0	1	1	1	1-0	0	1	0	0	0.0	0
Weaver	2-0	24	0-1	.000	0-0	---	0-0	---	0	2	2	9	2-0	2	1	0	0	0.0	0
Wilkins	1-0	10	0-3	.000	0-0	---	0-0	---	0	1	1	1	0-0	0	0	0	0	0.0	0
THUNDER	2	480	61-167	.365	7-18	.389	38-47	.809	24	58	82	33	41-0	11	27	13	167	83.5	84
CELTICS	2	480	75-166	.452	15-40	.375	34-47	.723	27	70	97	54	41-0	17	27	10	199	99.5	103



CELTICS VS. THUNDER GAME-BY-GAME RESULTS

Date	H/A	W/L	Celtics	Opp	Date	H/A	W/L	Celtics	Opp
11/14/67	N	W	114	111	3/9/83	H	L	106	112
11/23/67	N	L	106	133	2/17/84	A	W	111	100
12/19/67	A	W	118	114	3/4/84	H	W	117	93
1/5/68	A	W	128	121	1/25/85	H	L	97	107
1/10/68	H	W	123	110	2/14/85	A	W	110	94
2/24/68	N	W	141	137	2/27/86	H	W	114	101
3/11/68	A	W	119	112	2/13/86	A	W	107	98
11/8/68	H	L	112	114	12/30/86	A	W	104	102
11/20/68	A	W	132	92	3/20/87	H	W	112	108
1/6/69	A	W	121	97	11/27/87	H	W	117	112
1/8/69	H	W	111	97	12/30/87	A	L	105	111
1/29/69*	N	L	122	124	2/5/89	H	L	87	89
2/23/69	A	L	116	118	2/21/89	A	L	91	96
11/23/69	A	W	125	116	12/13/89	H	W	109	97
12/26/69	A	W	122	112	12/29/89	A	W	96	89
1/13/70	N	W	111	102	12/3/90	H	W	135	102
2/6/70	H	W	127	117	2/12/91	A	W	114	111
2/20/70	A	W	127	125	12/15/91	H	W	117	97
3/20/70	H	L	119	123	12/27/91	A	W	110	87
10/17/70	A	L	114	126	12/11/92	H	L	90	100
11/6/70	H	W	116	104	12/29/92	A	L	87	111
12/9/70	H	W	136	121	2/2/94	H	L	84	97
12/26/70	A	L	117	124	2/25/94	A	L	102	115
1/6/71	H	W	137	112	11/16/94	H	W	120	93
11/13/71	A	L	112	116	3/14/95	A	L	93	113
12/15/71	H	W	112	100	12/29/95	A	L	85	124
1/9/72	A	L	119	125	3/1/96	H	L	96	106
2/6/72	H	W	128	123	11/22/96	H	L	91	118
2/16/72	A	L	112	113	2/17/97	A	L	108	113
11/29/72	H	W	120	98	1/9/98	H	L	92	111
12/11/72	A	W	123	98	2/20/98	A	W	106	96
1/19/73	H	W	124	104	1/21/00	H	W	111	86
2/18/73	A	W	106	105	2/19/00	A	L	91	94
11/14/73	H	W	120	107	2/15/01	A	W	108	88
12/23/73	A	W	96	95	2/26/01	H	W	85	82
1/23/74	H	L	97	98	11/9/01	H	W	104	94
2/13/74	A	L	100	118	2/16/02	A	L	79	99
11/27/74	H	W	104	99	2/5/03	H	W	114	74
12/29/74	A	W	121	101	2/11/03	A	W	82	76
2/19/75	A	L	95	121	12/10/03	H	W	126	112
3/2/75	H	L	97	104	2/22/04	A	L	87	108
11/26/75	H	L	109	110	11/21/04	H	W	102	83
1/21/76	A	W	108	98	12/11/04	A	W	98	84
2/18/76	A	L	99	124	11/16/05	H	L	100	113
2/21/76	H	W	122	118	12/26/05	A	L	111	118
12/1/76	H	W	107	103	12/31/06	A	L	95	101
1/5/77	A	L	93	94	3/9/07	H	W	118	103
2/25/77	A	W	112	92	12/27/07	A	W	104	96
3/9/77	H	L	86	114	3/12/08	H	W	111	82
12/27/77	H	L	89	111	11/5/08	A	W	96	83
12/22/77	A	L	99	132	3/29/09	H	W	103	84
1/22/78	H	L	92	103					
3/26/78	A	L	101	112					
12/1/78	H	W	87	80					
1/3/79	A	L	116	123					
2/7/79	H	W	107	100					
3/22/79	A	L	110	112					
1/20/80**	H	L	106	108					
2/17/80	A	L	108	109					
1/25/81	H	W	115	106					
2/10/81*	A	L	107	108					
1/22/82	H	L	106	118					
2/21/82	A	L	100	103					
2/16/83	A	W	108	100					

* Overtime
 ** Double-overtime

THUNDER: Seattle Supersonics 1967-2008; Oklahoma City 2008-present.

ALL-TIME SERIES

Boston leads 65-50 (Celtics are 34-19 at home)

CURRENT STREAK: Five Celtics wins

LARGEST CELTICS WIN: 47 points; 139-92 on 11/20/68 @ Seattle

LARGEST THUNDER WIN: 39 points; 124-85 on 12/29/95 @ Seattle



ORLANDO MAGIC

Amway Arena (17,461)
8701 Maitland Summit Boulevard, Orlando, FL 32810
407-916-2400 • fax 407-916-2830

2008-09 RESULTS

Series tied 2-2 (Celtics were 1-1 at TD Garden)

- 12/01/08 Orlando 88 @ Boston 107
- 01/22/09 Boston 90 @ Orlando 80
- 03/08/09 Orlando 86 @ Boston 79
- 03/25/09 Boston 82 @ Orlando 84

2009-10 MATCHUPS

- 11/20/09 Orlando @ Boston
- 12/25/09 Boston @ Orlando
- 01/28/10 Boston @ Orlando
- 02/07/10 Orlando @ Boston

DIRECTORY

HEAD COACH:.....Stan Van Gundy
ASSISTANT COACHES:Brendan Malone, Patrick Ewing, Steve Clifford, Bob Beyer
ATHLETIC TRAINER:.....Tom Smith
PUBLIC AND MEDIA RELATIONS:Joel Glass, George Galante, Trish Wingerson, Jason Wallace, Melanie Curtsinger
BROADCAST TELEVISION:Fox Sports Florida, Sun Sports. Broadcasters: David Steele, Matt Guokas
RADIO:WDBO (580AM). Broadcasters: Dennis Neumann, Richie Adubato
SPANISH RADIO:.....WONQ (1030AM). Broadcaster: Joey Colon

2008-2009 SEASON SERIES (2-2) BOSTON VS. ORLANDO

PLAYER	G-GS	MIN	FG-FGA	PCT	3FG-FGA	PCT	FT-FTA	PCT	OFF	DEF	TOT	AST	PF-DQ	STL	TO	BLK	PIS	AVG	HI
Pierce	4-4	167	30-69	.435	2-11	.182	31-40	.775	3	29	32	11	13-0	4	13	1	93	23.3	27
R. Allen	4-4	159	32-66	.500	6-20	.300	11-11	1.000	7	10	17	11	2-0	4	7	1	81	20.3	32
Garnett	3-3	87	17-29	.586	0-0	---	1-2	.500	5	17	22	3	5-0	2	2	1	35	11.7	16
Rondo	3-3	111	14-31	.452	0-2	.000	6-7	.857	2	14	16	19	10-0	2	9	0	34	11.3	16
Perkins	4-4	121	17-28	.607	0-0	---	2-5	.400	14	24	38	1	14-0	1	7	6	36	9.0	11
Davis	4-1	94	9-21	.429	0-0	---	8-10	.800	5	11	16	3	14-0	3	5	0	26	6.5	16
T. Allen	1-0	19	2-7	.286	0-0	---	2-2	1.000	1	0	1	2	2-0	1	2	0	6	6.0	6
House	4-0	79	9-21	.429	4-9	.444	2-2	1.000	1	11	12	2	5-0	3	3	0	24	6.0	11
Powe	3-0	49	5-15	.333	0-0	---	4-5	.800	3	7	10	0	10-1	1	4	1	14	4.7	12
Marbury	2-1	27	2-7	.286	0-1	.000	0-1	.000	0	1	1	1	1-0	0	5	0	4	2.0	4
Scalabrino	2-0	10	0-3	.000	0-0	---	3-3	1.000	1	1	2	0	2-0	0	0	0	3	1.5	3
Moore	2-0	26	1-4	.250	0-0	---	0-0	---	1	4	5	0	7-0	0	0	0	2	1.0	2
Pruitt	2-0	8	0-2	.000	0-2	.000	0-0	---	0	2	2	0	2-0	0	0	0	0	0.0	0
Walker	1-0	3	0-0	---	0-0	---	0-0	---	0	0	0	0	2-0	0	0	0	0	0.0	0
CELTICS	4	960	138-301	.458	12-45	.267	70-88	.795	43	131	174	53	89-1	21	58	10	358	89.5	88
MAGIC	4	960	129-305	.403	30-95	.316	62-87	.713	45	108	153	61	79-1	28	53	23	338	84.5	107

2008-2009 SEASON SERIES (2-2) ORLANDO VS. BOSTON

PLAYER	G-GS	MIN	FG-FGA	PCT	3FG-FGA	PCT	FT-FTA	PCT	OFF	DEF	TOT	AST	PF-DQ	STL	TO	BLK	PIS	AVG	HI
Levins	4-4	154	30-59	.508	8-24	.333	18-24	.750	12	8	20	5	12-0	4	10	2	86	21.5	30
Turkoglu	4-4	151	22-63	.349	10-26	.385	16-25	.636	4	13	17	12	18-0	4	11	1	70	17.5	22
Nelson	1-1	37	6-16	.375	1-6	.167	4-4	1.000	0	2	2	3	1-0	0	2	0	17	17.0	17
Howard	4-4	148	26-53	.491	0-0	---	15-20	.750	17	45	62	5	14-1	2	11	16	67	16.8	24
Alston	2-2	60	7-21	.333	1-7	.143	1-2	.500	1	1	2	14	5-0	2	5	1	16	8.0	10
Pietrus	2-0	37	5-14	.357	3-7	.429	0-2	.000	2	4	6	3	5-0	2	0	0	15	6.5	8
Lee	4-3	117	8-29	.276	3-10	.300	0-0	---	1	4	5	3	8-0	7	5	1	19	4.8	11
Johnson	4-1	77	7-21	.333	0-5	.000	4-4	1.000	3	5	8	9	7-0	3	3	0	18	4.5	6
Reidick	4-1	68	4-8	.500	4-8	.500	3-4	.750	0	7	7	6	2-0	2	2	0	15	3.8	6
Battie	4-0	60	5-12	.417	0-0	---	1-4	.250	4	10	14	0	1-0	0	0	0	11	2.8	9
Gortat	3-0	42	3-5	.600	0-0	---	0-0	---	1	8	9	1	6-0	2	3	2	6	2.0	6
Bogans	1-0	10	0-4	.000	0-2	.000	0-0	---	0	1	1	0	0-0	0	0	0	0	0.0	0
MAGIC	4	960	123-305	.403	30-95	.316	62-87	.713	45	108	153	61	79-1	28	53	23	338	84.5	88
CELTICS	4	960	138-301	.458	12-45	.267	70-88	.795	43	131	174	53	89-1	21	58	10	358	89.5	107



CELTICS VS. MAGIC GAME-BY-GAME RESULTS

Date	H/A	W/L	Celtics	Opp	Date	H/A	W/L	Celtics	Opp
1/17/90	A	W	133	111	11/28/05	H	L	83	87
3/16/90	A	W	130	127	2/4/06	A	L	91	100
4/01/90	H	W	133	125	2/12/06	H	W	102	94
4/18/90	H	W	133	112	3/17/06	A	L	77	84
1/30/91	H	W	144	102	11/15/06	H	L	89	92
4/6/91	A	L	98	102	1/7/07	A	L	79	87
11/27/91	H	W	101	92	3/28/07**	H	W	105	96
12/17/91	A	W	105	98	4/15/07	A	L	86	88
1/22/92	H	W	107	95	11/18/07	A	L	102	104
3/4/92	H	W	125	100	12/23/07	H	W	103	91
3/8/92	A	W	111	93	1/27/08	A	L	93	96
12/8/92	A	W	117	102	12/1/08	H	W	107	88
1/15/93	H	L	94	113	1/22/09	A	W	90	80
1/29/93*	A	W	116	105	3/8/09	H	L	79	86
4/18/93	A	L	79	88	3/25/09	A	L	82	84
4/21/93	H	W	126	98					
11/19/93	H	W	115	106					
12/10/93	A	L	102	117					
2/15/94	A	L	92	102					
4/15/94*	H	W	113	110					
11/25/94	H	W	124	118					
1/24/95	A	L	97	110					
2/23/95	H	W	119	117					
2/24/95	A	L	103	129					
4/13/95	H	W	119	114					
11/10/95	H	L	94	110					
1/30/96	A	L	99	104					
3/20/96	H	L	90	112					
4/4/96	A	W	100	98					
1/24/97*	H	L	117	121					
2/6/97	A	L	111	119					
3/21/97	H	L	99	104					
4/12/97	A	L	98	121					
11/2/97	H	L	96	107					
1/10/98	A	L	82	90					
4/1/98	A	W	98	87					
4/10/98*	H	W	82	80					
2/8/99	A	L	90	107					
2/24/99	H	W	111	79					
4/05/99	A	L	99	106					
1/26/00	A	L	89	111					
3/5/00	H	W	97	91					
3/28/00	A	L	87	122					
4/12/00	H	W	95	91					
11/24/00*	H	W	103	98					
12/5/00	A	L	98	101					
12/30/00	H	L	90	95					
4/4/01	A	L	101	108					
11/29/01	A	W	99	89					
1/2/02	H	W	110	94					
1/7/02	A	L	87	98					
3/6/02	H	W	130	110					
12/2/02	A	W	102	97					
12/9/02*	A	W	114	109					
12/28/02	A	L	95	101					
1/26/03	H	W	91	83					
4/12/03	A	L	86	89					
11/26/03	A	W	94	92					
1/7/04	H	W	101	93					
1/16/04*	A	L	118	124					
3/1/04	H	W	117	96					
11/29/04	A	W	117	101					
1/10/05	H	W	119	101					
2/4/05	H	W	112	100					

* Overtime
** Double-overtime

ALL-TIME SERIES

Boston leads 42-37 (Celtics are 29-10 at home)

CURRENT STREAK: Two Magic wins

LARGEST CELTICS WIN: 42 points; 144-102 on 01/30/91 @ Boston

LARGEST MAGIC WIN: 35 points; 122-87 on 03/28/00 @ Orlando



PHILADELPHIA 76ERS

Wachovia Center (20,318)
 3601 South Broad Street, Philadelphia, PA 19148
 215-339-7600 • fax 215-339-7632

2008-09 RESULTS

Boston won 4-0 (Celtics were 2-0 at TD Garden)
 11/28/08 Philadelphia 78 @ Boston 102
 12/23/08 Philadelphia 91 @ Boston 110
 02/03/09 Boston 100 @ Philadelphia 99
 04/14/09 Boston 100 @ Philadelphia 98

2009-10 MATCHUPS

11/03/09 Boston @ Philadelphia
 11/25/09 Philadelphia @ Boston
 12/18/09 Philadelphia @ Boston
 03/05/10 Boston @ Philadelphia

DIRECTORY

HEAD COACH:Eddie Jordan
ASSISTANT COACHES:Mike O’Koren, Jim Lynam, Randy Ayers
ATHLETIC TRAINER:Kevin N. Johnson
PUBLIC AND MEDIA RELATIONS:Mike Preston, Sean McCloskey, Rebecca Goodman
BROADCAST TELEVISION:WPSG (CW-57). Broadcasters: Marc Zumoff, Ed Pickney
CABLE TELEVISION:Comcast SportsNet. Broadcasters: Same
RADIO:WIP (610AM). Broadcaster: Tom McGinnis

2008-2009 SEASON SERIES (4-0) BOSTON VS. PHILADELPHIA

PLAYER	G-GS	MIN	FG-FGA	PCT	3FG-FGA	PCT	FT-FTA	PCT	OFF	DEF	TOT	AST	PF-DQ	STL	TO	BLK	PIS	AVG	HI
R. Allen	3-3	109	24-41	.585	8-16	.500	6-6	1.000	3	8	11	10	6-0	4	4	0	62	20.7	23
Pierce	4-4	125	27-56	.482	9-17	.529	13-14	.929	1	10	11	18	12-0	4	11	1	76	19.0	31
Garnett	2-2	58	13-25	.520	0-0	---	8-8	1.000	1	5	6	4	2-0	1	3	34	17.0	18	
Rondo	4-4	120	24-41	.585	0-2	.000	7-10	.700	8	14	22	26	6-0	5	14	0	55	13.8	20
Davis	3-1	91	17-30	.567	0-1	.000	2-5	.400	8	13	21	5	8-0	3	4	2	36	12.0	15
Powe	4-1	69	11-18	.611	0-0	---	19-22	.864	8	10	18	4	13-0	2	2	4	41	10.3	15
T. Allen	4-1	100	15-31	.484	1-1	1.000	5-5	1.000	2	9	11	14	11-0	6	9	3	36	9.0	18
House	4-0	77	8-27	.296	5-14	.357	3-4	.750	1	8	9	7	8-0	5	3	0	24	6.0	13
Perkins	4-4	122	11-24	.458	0-0	---	2-3	.667	8	30	38	6	9-0	2	7	10	24	6.0	8
Marbury	1-0	23	1-2	.500	1-1	1.000	1-4	.250	0	1	1	5	4-0	0	3	0	4	4.0	4
Moore	1-0	13	2-3	.667	0-0	---	0-0	---	2	3	5	1	2-0	0	1	1	4	4.0	4
Pruitt	1-0	10	1-2	.500	1-2	.500	1-2	.500	1	1	2	2	2-0	0	0	0	4	4.0	4
Scalabrino	2-0	31	1-5	.200	1-3	.333	2-4	.500	0	2	2	4	3-0	1	0	0	5	2.5	4
O’Byrant	3-0	12	3-7	.429	0-0	---	1-2	.500	0	4	4	0	3-0	0	1	1	7	2.3	3
CELTICS	4	960	158-312	.506	26-57	.456	70-89	.787	43	118	161	106	89-0	33	62	25	412	105.0	110
76ERS	4	960	144-319	.451	6-40	.150	72-101	.715	46	107	153	83	89-0	31	59	21	366	91.5	99

2008-2009 SEASON SERIES (0-4) PHILADELPHIA VS. BOSTON

PLAYER	G-GS	MIN	FG-FGA	PCT	3FG-FGA	PCT	FT-FTA	PCT	OFF	DEF	TOT	AST	PF-DQ	STL	TO	BLK	PIS	AVG	HI
Iguodala	4-4	152	28-60	.467	1-13	.077	13-21	.619	4	15	19	19	11-0	10	13	4	70	17.5	25
Miller	4-4	144	25-58	.431	0-3	.000	12-14	.857	8	12	20	27	12-0	2	13	0	62	15.5	21
Williams	4-0	103	16-33	.485	1-3	.333	23-26	.885	0	3	3	20	8-0	5	6	0	56	14.0	16
Speights	4-0	67	17-28	.607	0-0	---	5-9	.556	9	9	18	3	11-0	1	2	4	39	9.8	16
Young	4-4	117	16-46	.348	1-9	.111	6-9	.667	3	8	11	5	7-0	4	8	1	39	9.8	18
Brand	2-1	40	8-16	.500	0-0	---	2-2	1.000	4	7	11	0	3-0	0	0	0	18	9.0	18
Dalembert	4-4	123	15-27	.556	0-0	---	0-2	.000	5	28	33	1	10-0	3	5	10	30	7.5	14
Evans	4-0	68	7-15	.467	0-0	---	9-16	.563	11	16	27	2	13-0	5	4	1	23	5.8	12
Green	3-2	65	8-17	.471	1-3	.333	0-0	---	2	5	7	3	5-0	0	2	1	17	5.7	11
Ivey	4-0	35	2-10	.200	2-6	.333	2-2	1.000	0	2	2	2	4-0	1	0	0	8	2.0	5
Rush	2-1	25	2-6	.333	0-3	.000	0-0	---	0	0	0	1	1-0	0	1	0	4	2.0	4
Ratliff	2-0	20	0-3	.000	0-0	---	0-0	---	0	2	2	0	4-0	0	1	0	0	0.0	0
76ERS	4	960	144-319	.451	6-40	.150	72-101	.715	46	107	153	83	89-0	31	59	21	366	91.5	99
CELTICS	4	960	158-312	.506	26-57	.456	70-89	.787	43	118	161	106	89-0	33	62	25	412	105.0	110



CELTICS VS. SIXERS GAME-BY-GAME RESULTS (SINCE 1963-64)

Table with 5 columns per game: Date, H/A, W/L, Celtics, Opp. Includes game results from 1963 to 2017.

* Overtime
** Double-overtime

76ERS: Syracuse Nationals 1949-63; Philadelphia 76ers 1963-present.

ALL-TIME SERIES

Boston leads 234-175 (Celtics are 137-48 at home)

CURRENT STREAK: Four Celtics wins

LARGEST CELTICS WIN: 37 points; 124-87 on 12/20/87 @ Boston

LARGEST 76ERS WIN: 42 points; 138-96 on 10/29/66 @ Philadelphia



PHOENIX SUNS

U.S. Airways Center (18,422)

201 East Jefferson Street, Phoenix, AZ 85004

602-379-7900 • fax 602-379-7908

2008-09 RESULTS

Boston won 2-0 (Celtics were 1-0 at TD Garden)

01/19/09 Phoenix 87 @ Boston 104

02/22/09 Boston 128 @ Phoenix 108

2009-10 MATCHUPS

11/06/09 Phoenix @ Boston

12/30/09 Boston @ Phoenix

DIRECTORY

HEAD COACH: Alvin Gentry
ASSISTANT COACHES: Bill Cartwright, Dan Majerle, Igor Kokoskov
ATHLETIC TRAINER: Aaron Nelson
PUBLIC AND MEDIA RELATIONS: Julie Fie, DC Headley, Vince Kozar, Sherry Reed
BROADCAST TELEVISION: MY45. Broadcasters: Tom Leander, Eddie Johnson, Scott Williams
CABLE TELEVISION: FSN Arizona. Broadcasters: Gary Bender, Eddie Johnson, Scott Williams
RADIO: KTAR (620AM). Broadcasters: Al McCoy, Tim Kempton
SPANISH RADIO: KSUN (1400AM). Broadcasters: Gerard Romo, Arturo Ochoa

2008-2009 SEASON SERIES (2-0) BOSTON VS. PHOENIX

PLAYER	G-GS	MIN	FG-FGA	PCT	3FG-FGA	PCT	FT-FTA	PCT	OFF	DEF	TOT	AST	PF-DQ	STL	TO	BLK	PIS	AVG	HI
Rondo	2-2	67	22-33	.667	2-2	1.000	9-16	.563	2	9	11	17	6-0	5	8	0	55	27.5	32
R. Allen	2-2	72	18-27	.667	8-13	.615	7-8	.875	3	3	6	5	3-0	1	2	0	51	25.5	31
Pierce	2-2	76	14-32	.438	0-4	.000	10-10	1.000	2	12	14	11	6-0	2	7	0	38	19.0	26
Garnett	1-1	25	7-10	.700	0-0	---	2-2	1.000	2	6	8	3	3-0	3	0	1	16	16.0	16
Davis	2-0	47	8-14	.571	0-0	---	3-4	.750	5	7	12	1	7-0	2	2	1	19	9.5	10
Scalabrino	2-2	71	7-16	.438	2-7	.286	2-2	1.000	0	4	4	3	5-0	0	1	1	18	9.0	14
Perkins	1-1	18	2-3	.667	0-0	---	1-4	.250	0	6	6	0	4-0	0	4	0	5	5.0	5
Powe	2-0	37	4-9	.444	0-0	---	2-6	.333	4	7	11	0	6-0	0	2	1	10	5.0	5
House	2-0	34	4-14	.286	1-6	.167	0-0	---	0	8	8	3	3-0	0	1	0	9	4.5	6
Walker	2-0	8	4-4	1.000	0-0	---	1-2	.500	1	0	1	0	2-0	1	1	0	9	4.5	7
Pruitt	2-0	17	1-5	.200	0-1	.000	0-0	---	0	1	1	3	1-0	2	1	0	2	1.0	2
Giddens	1-0	1	0-0	---	0-0	---	0-0	---	0	0	0	0	0-0	0	0	0	0	0.0	0
O'Bryant	1-0	6	0-0	---	0-0	---	0-0	---	0	0	0	1	1-0	1	2	1	0	0.0	0
CELTICS	2	480	91-167	.545	13-33	.394	37-54	.685	19	63	82	47	47-0	17	34	5	232	116.0	128
SUNS	2	480	76-156	.487	11-27	.407	32-47	.681	12	53	65	36	42-0	12	38	12	195	97.5	108

2008-2009 SEASON SERIES (0-2) PHOENIX VS. BOSTON

PLAYER	G-GS	MIN	FG-FGA	PCT	3FG-FGA	PCT	FT-FTA	PCT	OFF	DEF	TOT	AST	PF-DQ	STL	TO	BLK	PIS	AVG	HI
O'Neal	2-2	58	15-24	.625	0-0	---	3-6	.500	1	16	17	2	7-0	0	5	4	33	16.5	17
Nash	2-2	67	13-27	.481	4-7	.571	1-1	1.000	0	4	4	19	7-0	1	7	0	31	15.5	19
Richardson	2-2	63	11-19	.579	2-7	.286	5-6	.833	1	3	4	2	3-0	2	2	1	29	14.5	21
Barbosa	2-1	54	9-20	.450	1-2	.500	2-4	.500	2	3	5	3	4-0	3	6	1	21	10.5	18
Hill	2-2	56	6-17	.353	2-3	.667	4-7	.571	0	3	3	2	3-0	1	3	1	18	9.0	10
Amundson	2-0	35	7-10	.700	0-0	---	3-5	.600	2	3	5	1	5-0	2	2	3	17	8.5	13
Barnes	2-0	39	5-15	.333	2-7	.286	0-0	---	0	11	11	1	6-0	0	3	0	12	6.0	10
Tucker	2-0	14	4-6	.667	0-1	.000	3-4	.750	1	0	1	1	0-0	1	2	0	11	5.5	11
Dragic	2-0	19	1-2	.500	0-0	---	6-6	1.000	0	2	2	4	3-0	1	2	0	8	4.0	4
Dudley	2-0	29	4-7	.571	0-0	---	0-0	---	2	5	7	0	0-0	1	1	0	8	4.0	6
Stoudemire	1-1	30	0-7	.000	0-0	---	3-4	.750	1	0	1	0	4-0	0	4	1	3	3.0	3
Lopez	2-0	14	1-2	.500	0-0	---	2-4	.500	2	3	5	1	0-0	0	1	4	2.0	3	
Sims	1-0	2	0-0	---	0-0	---	0-0	---	0	0	0	0	0-0	0	1	0	0	0.0	0
SUNS	2	480	76-156	.487	11-27	.407	32-47	.681	12	53	65	36	42-0	12	38	12	195	97.5	108
CELTICS	2	480	91-167	.545	13-33	.394	37-54	.685	19	63	82	47	47-0	17	34	5	232	116.0	128



CELTICS VS. SUNS GAME-BY-GAME RESULTS

Date	H/A	W/L	Celtics	Opp	Date	H/A	W/L	Celtics	Opp
11/17/68	A	W	130	98	12/26/86	A	W	122	112
11/22/68	H	W	133	106	3/11/87	H	W	118	109
1/1/69	A	W	93	87	1/20/88	H	W	131	115
2/18/69	H	W	116	110	2/15/88	A	W	107	106
2/22/69	A	W	116	110	1/4/89	H	L	104	106
2/25/69	N	W	112	99	2/17/89	A	L	126	135
11/18/69	N	W	120	119	1/28/90	H	W	126	118
12/25/69	A	L	116	127	2/20/90	A	L	99	120
2/10/70	H	L	117	122	1/4/91	H	W	132	103
2/18/70	A	W	116	113	2/19/91	A	L	105	109
2/27/70	H	L	125	134	11/13/91	A	W	117	111
3/19/70	A	L	123	127	1/24/92	H	L	93	100
10/15/70	A	L	100	119	2/16/93	A	L	97	110
10/30/70	H	W	127	112	4/2/93	H	L	114	118
1/8/71	H	W	122	114	12/27/93	A	L	102	118
2/16/71	H	L	116	119	1/30/94	H	W	106	94
2/19/71	A	L	112	116	12/2/94	H	L	102	107
11/12/71	A	L	119	128	2/21/95	A	W	129	121
11/17/71	H	W	140	121	11/8/95	H	W	113	109
1/1/72	A	L	104	114	2/21/96	A	L	107	120
2/18/72	A	L	115	126	1/5/97	H	W	109	102
2/22/72	H	W	114	103	2/12/97	A	L	100	131
11/15/72	H	W	113	94	11/28/97*	H	L	108	112
12/13/72	A	W	105	100	12/30/97	A	L	90	100
2/20/73	H	W	107	97	1/28/00	H	W	91	88
3/8/73*	A	W	141	134	3/20/00	A	L	106	110
11/9/73	H	W	122	107	1/26/01	H	W	99	83
12/15/73	A	L	120	121	3/15/01	A	W	105	101
3/7/74	A	W	99	97	12/7/01*	H	W	109	102
3/13/74	H	W	104	97	12/27/01	A	L	82	84
11/22/74	H	W	95	94	12/11/02	H	L	94	103
12/25/74	A	L	96	110	2/16/03	A	L	92	102
2/14/75	A	W	112	106	12/5/03	H	L	106	110
3/12/75	H	W	88	82	12/26/03	A	W	104	102
12/26/75	A	W	112	106	1/28/05	H	L	119	128
1/21/76	H	W	114	100	2/27/05*	A	W	120	113
2/13/76	A	W	109	108	2/1/06	H	L	94	102
3/31/76	H	W	122	102	2/22/06	A	L	94	103
12/10/76	H	L	103	107	12/8/06	H	L	111	116
12/29/76	A	L	87	97	2/21/07	A	L	108	118
2/26/77	A	W	108	104	2/22/08	A	L	77	85
3/13/77	H	W	124	107	3/26/08	H	W	117	97
12/23/77	A	L	110	129	1/19/09	H	W	104	87
1/5/78	H	L	111	121	2/22/09	A	W	128	108
2/16/78	A	W	98	95					
3/17/78	H	W	115	108					
12/8/78	H	L	104	124					
12/30/78	A	L	109	112					
3/14/79	H	L	117	126					
3/21/79	A	L	113	134					
12/7/79	H	W	100	92					
2/13/80	A	L	134	135					
12/30/80	A	W	116	97					
1/7/81	H	W	108	90					
2/10/82	A	L	110	112					
3/14/82	H	W	105	92					
1/28/83	H	W	111	104					
2/26/83	A	W	103	101					
2/26/84	A	W	116	109					
3/11/84	H	W	117	109					
12/26/84	A	W	119	114					
3/13/85	H	W	123	106					
11/8/85	H	W	125	101					
2/17/86	A	L	101	108					

* Overtime
** Double-overtime

ALL-TIME SERIES

Boston leads 61-47 (Celtics are 35-17 at home)

CURRENT STREAK: Three Celtics wins

LARGEST CELTICS WIN: 32 points; 130-98 on 11/17/68 @ Phoenix

LARGEST SUNS WIN: 31 points; 131-100 on 02/12/97 @ Phoenix



PORTLAND TRAIL BLAZERS
 The Rose Garden (19,980)
 One Center Court, Suite 200, Portland, OR 97227
 503-234-9291 • fax 503-736-2194

2008-09 RESULTS

Series tied 1-1 (Celtics were 1-0 at TD Garden)
 12/05/08 Portland 78 @ Boston 93
 12/30/08 Boston 86 @ Portland 91

2009-10 MATCHUPS

01/22/10 Portland @ Boston
 02/19/10 Boston @ Portland

DIRECTORY

HEAD COACH:Nate McMillan
ASSISTANT COACHES:Dean Demopoulos, Monty Williams, Maurice Lucas, Joe Prunty, Bill Bayno
ATHLETIC TRAINER:Jay Jenson
PUBLIC AND MEDIA RELATIONS:Cheri Hanson, Jim Taylor, Collin Romer
BROADCAST TELEVISION:KGW (Ch. 8). Broadcasters: Mike Barrett, Mike Rice
CABLE TELEVISION:Comcast SportsNet. Broadcasters: Same
RADIO:The Game (95.5FM). Broadcasters: Brian Wheeler, Antonio Harvey

2008-2009 SEASON SERIES (1-1) BOSTON VS. PORTLAND

PLAYER	G-GS	MIN	FG-FGA	PCT	3FG-FGA	PCT	FT-FTA	PCT	OFF	DEF	TOT	AST	PF-DQ	STL	TO	BLK	PIS	AVG	HI
Pierce	2-2	77	11-28	.393	0-2	.000	19-21	.905	0	5	5	6	2-0	3	7	0	41	20.5	28
R. Allen	2-2	79	9-27	.333	4-14	.286	9-9	1.000	1	3	4	1	5-0	0	1	0	31	15.5	19
Garnett	2-2	68	14-29	.483	0-1	.000	3-4	.750	2	17	19	6	3-0	1	2	0	31	15.5	17
Rondo	2-2	67	11-18	.611	2-4	.500	5-6	.833	3	11	14	14	2-0	5	6	0	29	14.5	16
Perkins	2-2	68	5-8	.625	0-1	.000	9-13	.692	9	9	18	3	7-0	0	6	0	19	9.5	12
Powe	2-0	26	6-10	.600	0-0	---	2-3	.667	3	1	4	1	6-0	1	3	0	14	7.0	14
T. Allen	1-0	14	1-2	.500	0-0	---	2-2	1.000	0	1	1	1	4-0	1	2	0	4	4.0	4
House	2-0	30	2-9	.222	0-4	.000	2-2	1.000	0	2	2	3	4-0	0	1	0	6	3.0	3
O'Bryant	1-0	4	1-2	.500	0-0	---	0-0	---	0	0	0	0	2-0	0	0	0	2	2.0	2
Davis	2-0	24	1-6	.167	0-0	---	0-0	---	3	0	3	0	3-0	0	1	2	2	1.0	2
Pruitt	1-0	4	0-0	---	0-0	---	0-0	---	0	0	0	0	0-0	0	0	0	0	0.0	0
Scalabrino	1-0	17	0-1	.000	0-1	.000	0-0	---	1	1	2	0	3-0	0	1	0	0	0.0	0
CELTICS	2	480	61-140	.436	6-27	.222	51-60	.850	22	50	72	35	41-0	11	30	2	179	89.5	93
TRAIL BLAZERS	2	480	62-141	.440	8-26	.308	37-49	.755	22	53	75	25	53-1	14	31	10	169	84.5	91

2008-2009 SEASON SERIES (1-1) PORTLAND VS. BOSTON

PLAYER	G-GS	MIN	FG-FGA	PCT	3FG-FGA	PCT	FT-FTA	PCT	OFF	DEF	TOT	AST	PF-DQ	STL	TO	BLK	PIS	AVG	HI
Aldridge	2-2	73	15-35	.429	0-1	.000	3-4	.750	4	6	10	2	3-0	3	2	3	35	16.5	20
Outlaw	2-0	57	12-24	.500	0-1	.000	6-7	.857	4	3	7	2	8-0	0	1	1	30	15.0	17
Roy	1-1	28	3-11	.273	0-1	.000	6-8	.750	1	1	2	3	3-0	2	0	0	12	12.0	12
Blake	2-2	57	9-15	.600	5-8	.625	0-0	---	1	5	6	7	5-0	0	5	0	25	11.5	21
Oden	2-2	54	7-14	.500	0-0	---	4-7	.571	5	12	17	3	11-1	4	4	1	18	9.0	13
Fernandez	2-1	60	4-14	.286	1-9	.111	3-5	.600	3	5	8	2	4-0	1	5	0	12	6.0	8
Przybilla	2-0	41	4-5	.800	0-0	---	3-5	.600	3	11	14	0	5-0	0	1	3	11	5.5	7
Bayless	2-0	25	2-6	.333	0-0	---	5-6	.833	0	1	1	3	4-0	1	6	0	9	4.5	7
Rodriguez	2-0	29	3-7	.429	0-1	.000	3-3	1.000	0	2	2	3	2-0	1	1	0	9	4.5	7
Diogu	2-0	10	1-1	1.000	0-0	---	4-4	1.000	1	0	1	0	3-0	0	0	1	6	3.0	4
Frye	1-0	14	1-5	.200	1-1	1.000	0-0	---	0	0	0	0	2-0	1	1	0	3	3.0	3
Batum	2-2	33	1-4	.250	1-4	.250	0-0	---	0	7	7	0	3-0	1	2	2	3	1.5	3
TRAIL BLAZERS	2	480	62-141	.440	8-26	.308	37-49	.755	22	53	75	25	53-1	14	31	10	169	84.5	91
CELTICS	2	480	61-140	.436	6-27	.222	51-60	.850	22	50	72	35	41-0	11	30	2	179	89.5	93



CELTICS VS. TRAIL BLAZERS GAME-BY-GAME RESULTS

Date	H/A	W/L	Celtics	Opp	Date	H/A	W/L	Celtics	Opp
10/18/70	A	W	133	115	12/3/93	H	W	114	108
11/25/70	H	W	122	115	2/20/94	A	L	93	102
12/27/70	A	L	123	135	1/6/95	H	L	92	95
1/5/71	H	L	120	124	3/16/95	A	L	98	113
1/16/71	H	W	124	109	12/27/95	A	L	109	135
1/17/72	A	W	120	114	1/3/96*	H	L	110	114
1/23/72	H	W	115	105	1/31/97	H	W	111	105
2/15/72	A	W	111	104	2/16/97	A	L	106	118
11/22/72	H	W	126	107	2/22/98	A	L	96	121
12/16/72	A	W	123	116	3/1/98	H	W	102	101
1/17/73	H	W	117	99	2/19/99	A	L	86	106
2/16/73	A	W	112	105	2/6/00	H	L	94	100
12/21/73*	A	W	124	120	2/21/00	A	L	92	105
2/15/74	A	W	106	104	1/8/01	H	L	90	98
3/12/74	H	W	110	93	2/17/01	A	W	85	81
3/22/74	H	W	126	118	2/15/02	A	W	107	104
11/6/74	H	W	128	110	3/18/02	H	L	91	100
1/1/75	A	W	108	94	1/3/03	H	L	103	108
2/15/75	A	W	102	100	2/13/03	A	W	100	92
3/14/75	H	W	103	98	2/21/04	A	L	84	105
10/31/75	H	W	112	94	3/31/04	H	L	98	105
1/3/76	A	L	97	125	11/10/04	H	W	90	88
1/13/76	H	W	106	94	12/9/04	A	L	87	89
2/15/76	A	L	105	108	2/10/06	H	W	115	83
12/8/76	H	W	104	95	2/24/06	A	W	102	96
1/4/77	A	L	84	128	11/17/06	H	W	118	90
1/14/77	H	L	92	107	1/1/07	A	W	89	81
2/22/77	A	L	111	113	1/16/08	H	W	100	90
12/9/77	H	L	97	118	2/24/08	A	W	112	102
12/20/77	A	L	99	104	12/5/08	H	W	93	78
1/15/78*	H	L	103	107	12/30/08	A	L	86	91
3/28/78	A	W	104	92					
11/8/78	H	L	109	112					
11/28/78	A	L	97	102					
1/12/79	H	W	128	125					
2/18/79	A	L	104	111					
1/8/80	H	W	111	93					
2/15/80	A	W	106	91					
11/26/80	H	W	126	101					
1/4/81	A	W	120	111					
1/24/82	H	L	119	123					
2/19/82	A	W	127	117					
11/24/82	H	W	104	95					
2/17/83	A	L	114	121					
12/2/83	H	W	115	106					
2/19/84	A	W	107	101					
1/27/85	H	W	128	127					
2/12/85	A	L	103	111					
12/6/85	H	L	103	121					
2/14/86*	A	W	120	119					
2/13/87	A	W	131	116					
2/25/87	H	W	122	116					
2/19/88	A	W	124	104					
2/24/88	H	W	113	112					
3/29/89	H	W	106	97					
4/7/89	A	L	100	113					
2/16/90	A	L	101	120					
3/7/90	H	L	117	130					
3/5/91	H	L	107	116					
3/10/91*	A	W	111	109					
11/10/91	A	L	90	116					
3/15/92**	H	W	152	148					
2/28/93	H	W	122	110					
3/21/93	A	W	106	104					

* Overtime
 ** Double-overtime

ALL-TIME SERIES

Boston leads 56-39 (Celtics are 31-15 at home)

CURRENT STREAK: One Trail Blazers win

LARGEST CELTICS WIN: 28 points; 118-90 on 11/17/06 @ Boston

LARGEST TRAIL BLAZERS WIN: 44 points; 128-84 on 01/04/77 @ Portland



SACRAMENTO KINGS

ARCO Arena (17,317)

One Sports Parkway, Sacramento, CA 95834

916-455-4647 • fax 916-928-6912

2008-09 RESULTS

Boston won 2-0 (Celtics were 1-0 at TD Garden)

12/28/08 Boston 108 @ Sacramento 63

01/28/09 Sacramento 100 @ Boston 119

2009-10 MATCHUPS

02/16/10 Boston @ Sacramento

03/26/10 Sacramento @ Boston

DIRECTORY

HEAD COACH:Paul Westphal
ASSISTANT COACHES:Jim Ewen, Mario Elie, Truck Robinson, Bryan Gates, Pete Carril, Shareef Abdur-Rahim
ATHLETIC TRAINER:Pete Youngman
PUBLIC AND MEDIA RELATIONS:Troy Hanson, Darrin May, Darryl Arata, Devin Blankenship, Chris Clark, Heather Smith
BROADCAST TELEVISION:News10 (Ch. 10). Broadcasters: Grant Napear, Jerry Reynolds
CABLE TELEVISION:Comcast SportsNet. Broadcasters: Same
RADIO:KHTK (1140AM). Broadcaster: Gary Gerould

2008-2009 SEASON SERIES (2-0) BOSTON VS. SACRAMENTO

PLAYER	G-GS	MIN	FG-FGA	PCT	3FG-FGA	PCT	FT-FTA	PCT	OFF	DEF	TOT	AST	PF-DQ	STL	TO	BLK	PTS	AVG	HI
House	2-0	41	15-27	.556	11-18	.611	2-3	.667	1	4	5	3	0-0	3	0	0	43	21.5	28
Garnett	2-2	50	17-26	.654	0-0	---	1-1	1.000	2	17	19	5	5-0	2	3	1	35	17.5	21
R. Allen	2-2	63	12-20	.600	3-5	.600	4-4	1.000	1	5	6	7	1-0	3	1	0	31	15.5	19
Rondo	2-2	57	12-20	.600	0-1	.000	4-7	.571	0	3	3	15	2-0	0	3	1	28	14.0	24
Pierce	2-2	56	4-16	.250	1-5	.200	12-14	.857	1	8	9	11	6-0	1	2	0	21	10.5	13
T. Allen	2-0	48	8-12	.667	0-0	---	2-3	.667	2	6	8	4	4-0	7	5	2	18	9.0	10
Davis	2-0	37	6-11	.545	0-0	---	4-4	1.000	4	2	6	1	8-0	1	0	1	16	8.0	14
Powe	2-0	32	5-11	.455	0-0	---	5-5	1.000	7	4	11	0	6-0	1	0	0	15	7.5	9
Perkins	2-2	51	2-4	.500	0-0	---	3-6	.500	3	13	16	2	7-0	0	5	6	7	3.5	7
Pruitt	2-0	21	2-5	.400	0-1	.000	3-4	.750	1	2	3	3	2-0	1	2	1	7	3.5	5
O'Bryant	2-0	11	2-4	.500	0-0	---	1-1	1.000	0	4	4	1	5-0	0	3	3	5	2.5	5
Walker	1-0	4	0-1	.000	0-0	---	1-2	.500	0	0	0	1	1-0	0	1	0	1	1.0	1
Scalabrine	1-0	10	0-2	.000	0-1	.000	0-0	---	0	3	3	0	0-0	1	0	0	0	0.0	0
CELTICS	2	480	85-159	.535	15-31	.484	42-54	.778	22	71	93	53	49-1	20	25	15	227	113.5	119
KINGS	2	480	52-143	.364	12-37	.324	47-57	.825	15	49	64	28	49-1	7	32	4	163	81.5	100

2008-2009 SEASON SERIES (0-2) SACRAMENTO VS. BOSTON

PLAYER	G-GS	MIN	FG-FGA	PCT	3FG-FGA	PCT	FT-FTA	PCT	OFF	DEF	TOT	AST	PF-DQ	STL	TO	BLK	PTS	AVG	HI
Martin	1-1	36	4-10	.400	0-2	.000	10-15	.769	0	4	4	2	1-0	0	1	0	18	18.0	18
Salmons	2-2	66	9-23	.391	5-9	.556	10-12	.833	0	4	4	5	5-0	1	3	1	33	16.5	22
Thompson	2-1	57	9-16	.563	0-0	---	12-15	.800	7	10	17	5	7-0	1	5	0	30	15.0	21
Brown	2-0	54	5-18	.278	4-10	.400	4-4	1.000	0	1	1	2	4-0	0	1	0	18	9.0	13
Miller	2-2	52	7-19	.368	1-3	.333	3-4	.750	1	7	8	2	6-0	1	4	1	18	9.0	11
Douby	1-0	12	1-4	.250	1-3	.333	2-2	1.000	0	1	1	1	2-0	0	1	0	5	5.0	5
Garcia	2-1	34	3-13	.231	0-3	.000	2-2	1.000	0	0	0	0	4-0	1	1	0	8	4.0	6
Jackson	1-0	23	2-6	.333	0-2	.000	0-0	---	0	1	1	1	1-0	0	3	0	4	4.0	4
Udrih	2-2	42	4-9	.444	0-0	---	0-0	---	1	2	3	6	9-1	1	2	0	8	4.0	4
Greene	2-0	21	3-8	.375	1-3	.333	0-0	---	0	1	1	0	2-0	0	3	0	7	3.5	7
Hawes	2-0	45	3-11	.273	0-2	.000	1-2	.500	2	8	10	3	5-0	0	5	2	7	3.5	4
Moore	2-1	29	2-5	.400	0-0	---	3-3	1.000	4	6	10	1	5-0	0	1	0	7	3.5	5
Williams	2-0	9	0-1	.000	0-0	---	0-0	---	0	4	4	0	0-0	1	2	0	0	0.0	0
KINGS	2	480	52-143	.364	12-37	.324	47-57	.825	15	49	64	28	49-1	7	32	4	163	81.5	100
CELTICS	2	480	85-159	.535	15-31	.484	42-54	.778	22	71	93	53	47-0	20	25	15	227	113.5	119



CELTICS VS. KINGS GAME-BY-GAME RESULTS

Date	H/A	W/L	Celtics	Opp
11/9/79	H	W	127	119
12/2/79	A	L	88	94
10/31/80	H	W	115	110
2/18/81	A	L	113	114
11/11/81	H	W	115	100
12/26/81*	A	W	124	119
12/28/82	A	L	124	129
3/1/83	H	W	129	111
1/17/84	A	W	122	113
2/1/84	H	W	119	110
11/24/84	A	W	135	124
2/1/85	H	W	142	123
12/11/85	H	W	118	101
2/11/86	A	L	100	105
12/29/86	A	W	119	102
1/9/87	H	W	109	99
12/27/87	A	W	114	102
1/15/88	H	W	122	86
1/27/88	H	W	128	116
2/22/89	A	W	99	91
12/27/89*	A	W	115	112
2/4/90	H	W	121	89
11/23/90	H	W	115	105
3/12/91	A	W	110	95
11/12/91	A	W	126	103
1/6/92	H	W	110	108
12/27/92	A	L	118	102
3/29/93	H	W	110	89
12/8/93	H	W	129	115
2/22/94	A	L	93	95
1/15/95	H	W	98	97
2/14/95	A	L	108	101
1/10/96	H	W	113	104
2/16/96	A	W	130	102
12/28/96	A	L	126	96
2/26/97	H	L	111	105
2/1/98	A	L	99	102
2/25/98	H	W	111	94
2/16/99	A	L	98	101
12/28/99	A	L	101	114
1/7/00	H	W	101	93
12/15/00	H	L	81	104
1/17/01	A	L	106	111
12/30/01	A	L	94	109
2/6/02	H	L	85	102
2/20/03	A	L	83	105
4/4/03	H	L	92	93
11/9/03	H	W	91	82
2/17/04	A	L	111	127
12/5/04	A	L	105	119
2/13/05	H	L	100	104
12/30/05	A	L	112	116
1/27/06	H	W	84	74
1/19/07	H	L	91	96
2/20/07	A	L	101	104
12/12/07	H	W	90	78
12/26/07	A	W	89	69
12/28/08	A	W	108	63
1/28/09	H	W	119	100

* Overtime
** Double-overtime

KINGS: Rochester Royals 1948-57; Cincinnati Royals 1957-72; Kansas City-Omaha Kings 1972-75; Kansas City Kings 1975-85; Sacramento Kings 1985-present.

ALL-TIME SERIES

Boston leads 171-111 (Celtics are 92-32 at home)

CURRENT STREAK: Four Celtics wins

LARGEST CELTICS WIN: 45 points; 108-63 on 12/28/08 @ Sacramento

LARGEST KINGS WIN: 32 points; 95-63 on 11/13/48 @ Sacramento



SAN ANTONIO SPURS
 AT&T Center (18,797)
 One AT&T Center, San Antonio, TX 78219
 210-444-5000 • fax 210-444-5720

2008-09 RESULTS

Series tied 1-1 (Celtics were 0-1 at TD Garden)
 02/08/09 San Antonio 105 @ Boston 99
 03/20/09 Boston 80 @ San Antonio 77

2009-10 MATCHUPS

12/03/09 Boston @ San Antonio
 03/28/10 San Antonio @ Boston

DIRECTORY

HEAD COACH:Gregg Popovich
ASSISTANT COACHES:Mike Budenholzer, Don Newman, Brett Brown, Chip Engelland, Chad Forcier
ATHLETIC TRAINER:Will Sevensen
PUBLIC AND MEDIA RELATIONS:Tom James, Cliff Puchalski, Kris Davis
BROADCAST TELEVISION:Fox Sports Net. KENS (Ch. 5) & KMYS (Ch. 35)
 Broadcasters: Bill Land, Sean Elliott, Andrew Monaco
RADIO:WOAI (1200AM). Broadcaster: Bill Schoening
SPANISH RADIO:KCOR (1350AM). Broadcaster: Paul Castro

2008-2009 SEASON SERIES (1-1) BOSTON VS. SAN ANTO-

PLAYER	G-GS	MIN	FG-FGA	PCT	3FG-FGA	PCT	FT-FTA	PCT	OFF	DEF	TOT	AST	PF-DQ	STL	TO	BLK	PIS	AVG	HI
R. Allen	2-2	78	15-34	.441	2-8	.250	5-5	1.000	0	4	4	5	3-0	2	2	1	37	18.5	19
Garnett	2-2	50	17-32	.531	1-1	1.000	1-2	.500	1	15	16	5	5-0	2	0	1	36	18.0	26
Pierce	2-2	79	12-33	.364	1-3	.333	3-4	.750	1	19	20	4	9-0	1	3	1	28	14.0	19
T. Allen	1-0	18	4-7	.571	0-2	.000	3-4	.750	1	0	1	0	2-0	0	2	0	11	11.0	11
Rondo	2-2	79	11-30	.367	0-0	---	0-1	.000	1	9	10	28	5-0	4	2	0	22	11.0	16
Perkins	2-2	68	10-12	.833	0-0	---	0-0	---	3	7	10	3	3-0	1	4	6	20	10.0	10
Davis	2-0	40	2-6	.333	0-0	---	5-8	.625	3	5	8	0	6-0	2	1	0	9	4.5	7
Houise	2-0	24	3-6	.500	2-2	1.000	0-0	---	0	2	2	1	1-0	1	0	0	8	4.0	5
Moore	1-0	20	2-2	1.000	0-0	---	0-0	---	2	6	8	0	1-0	0	0	0	4	4.0	4
Marbury	1-0	12	1-4	.250	0-1	.000	0-0	---	0	1	1	1	1-0	0	0	0	2	2.0	2
Powe	1-0	13	1-3	.333	0-0	---	0-0	---	2	1	3	1	1-0	0	1	0	2	2.0	2
Walker	1-0	1	0-0	---	0-0	---	0-0	---	0	0	0	0	0-0	0	0	0	0	0.0	0
CELTICS	2	480	78-169	.462	6-17	.353	17-24	.708	14	69	83	48	37-0	13	15	9	179	89.5	99
SPURS	2	480	71-157	.452	12-38	.316	28-38	.737	14	73	87	38	38-0	5	22	11	182	91.0	105

2008-2009 SEASON SERIES (1-1) SAN ANTONIO VS.

PLAYER	G-GS	MIN	FG-FGA	PCT	3FG-FGA	PCT	FT-FTA	PCT	OFF	DEF	TOT	AST	PF-DQ	STL	TO	BLK	PIS	AVG	HI
Duncan	2-2	72	15-31	.484	0-0	---	8-9	.889	4	18	22	8	3-0	0	4	2	38	19.0	23
Ginobili	1-0	31	6-11	.545	2-4	.500	5-5	1.000	1	2	3	3	1-0	3	4	1	19	19.0	19
Parker	2-2	70	15-35	.429	1-4	.250	1-5	.200	0	10	10	15	3-0	2	3	0	32	16.0	25
Bonner	2-2	66	13-23	.565	4-9	.444	0-0	---	3	12	15	3	4-0	2	2	1	30	15.0	23
Mason	2-2	63	6-17	.353	3-10	.300	4-4	1.000	0	5	5	3	7-0	0	4	0	19	9.5	11
Finley	2-2	57	3-13	.231	2-8	.250	6-9	.667	0	2	2	4	1-0	0	1	0	14	7.0	7
Gooden	1-0	16	2-6	.333	0-0	---	3-4	.750	0	7	7	0	3-0	0	1	7	7.0	7	
Hill	2-0	38	5-8	.625	0-1	.000	1-2	.500	0	5	5	2	4-0	0	2	1	11	5.5	7
Thomas	2-0	37	4-7	.571	0-0	---	0-0	---	5	18	13	0	5-0	1	0	2	8	4.0	6
Oberto	1-0	1	1-1	1.000	0-0	---	0-0	---	1	1	2	0	0-0	0	0	0	2	2.0	2
Bowen	2-0	26	1-4	.250	0-1	.000	0-0	---	0	1	1	0	3-0	0	1	2	2	1.0	2
Hariston	1-0	0	0-0	---	0-0	---	0-0	---	0	0	0	0	0-0	0	0	0	0	0.0	0
Udoka	1-0	3	0-1	.000	0-1	.000	0-0	---	0	2	2	0	0-0	0	1	0	0	0.0	0
Vaughn	1-0	0	0-0	---	0-0	---	0-0	---	0	0	0	0	1-0	0	0	0	0	0.0	0
SPURS	2	480	71-157	.452	12-38	.316	28-38	.737	14	73	87	38	38-0	5	22	11	182	91.0	105
CELTICS	2	480	78-169	.462	6-17	.353	17-24	.708	14	69	83	48	37-0	13	15	9	179	89.5	99



CELTICS VS. SPURS GAME-BY-GAME RESULTS

Date	H/A	W/L	Celtics	Opp	Date	H/A	W/L	Celtics	Opp
10/30/76	A	W	126	117	11/19/04	H	L	84	92
1/21/77	H	W	103	90	12/26/04	A	L	90	107
3/22/77	A	W	108	104	11/11/05	H	L	82	103
4/9/77	H	W	120	105	12/9/05	A	L	89	101
10/19/77	A	L	109	114	1/22/07	H	L	89	93
11/9/77	H	L	114	129	3/17/07	A	W	91	85
1/25/78	A	L	103	113	2/10/08	H	W	98	90
3/31/78	H	L	117	120	3/17/08	A	W	93	91
10/24/78	A	L	109	132	2/8/09	H	L	99	105
11/3/78	H	L	103	110	3/20/09	A	W	80	77
2/14/79	A	L	119	149					
4/1/79	H	L	110	112					
10/23/79	A	L	120	129					
11/7/79	H	W	117	105					
12/21/79	H	W	133	114					
1/5/80	A	L	111	119					
2/27/80	H	W	130	125					
3/4/80	A	W	137	108					
1/16/81	H	W	94	85					
2/17/81	A	W	128	116					
3/4/82	A	W	110	101					
3/19/82	H	W	134	110					
11/19/82	H	W	119	111					
1/7/83	A	W	116	113					
11/30/83	H	W	130	106					
12/27/83	A	W	115	100					
12/29/84	A	W	120	112					
2/27/85	H	W	111	102					
2/26/86	H	W	120	100					
3/13/86	A	W	135	119					
11/28/86	H	W	111	96					
2/21/87	A	W	121	113					
2/10/88	A	W	136	120					
3/9/88	H	W	119	118					
12/30/88	A	W	112	99					
3/20/89	H	W	119	108					
1/12/90	H	L	90	97					
2/14/90	A	W	106	95					
12/8/90	A	L	96	102					
3/1/91	H	W	108	98					
1/19/92	H	W	98	89					
2/11/92	A	L	84	100					
2/13/93	A	L	85	90					
3/3/93	H	W	132	91					
12/26/93	A	L	85	99					
2/4/94	H	L	91	100					
12/14/94	A	L	110	122					
1/17/95	H	L	92	101					
1/16/96	A	L	97	121					
2/7/96	H	L	89	99					
1/8/97	H	W	107	83					
3/14/97	A	L	92	103					
12/26/97	A	L	86	101					
1/13/98	H	L	88	97					
11/24/99	H	L	98	121					
12/17/99	A	L	94	103					
2/23/01	A	L	82	100					
3/21/01	H	L	77	97					
1/9/02	H	L	90	93					
3/16/02	A	L	104	111					
1/12/03	A	L	80	81					
3/9/03	H	L	78	94					
1/18/04	H	L	92	109					
3/20/04	A	L	87	103					

* Overtime
** Double-overtime

ALL-TIME SERIES

Series is tied 37-37 (Celtics are 19-18 at home)

CURRENT STREAK: One Celtics win

LARGEST CELTICS WIN: 41 points; 132-91 on 03/03/93 @ Boston

LARGEST SPURS WIN: 30 points; 149-119 on 02/14/79 @ San Antonio



TORONTO RAPTORS

Air Canada Centre (19,800)
 50 Bay Street, Suite 500, Toronto, ON M5J 1Z2
 416-815-5600 • fax 416-359-9213

2008-09 RESULTS

Boston won 4-0 (Celtics were 2-0 at TD Garden)
 11/10/08 Toronto 87 @ Boston 94
 11/23/08 Boston 118 @ Toronto 103
 01/11/09 Boston 94 @ Toronto 88
 01/12/09 Toronto 115 @ Boston 109

2009-10 MATCHUPS

11/27/09 Toronto @ Boston
 01/02/10 Toronto @ Boston
 01/10/10 Boston @ Toronto
 04/07/10 Boston @ Toronto

DIRECTORY

HEAD COACH:Jay Triano
ASSISTANT COACHES:Marc Iavaroni, Alex English
ATHLETIC TRAINER:Scott McCullough
PUBLIC AND MEDIA RELATIONS:Jim LaBumbard, Jamie Deans, Roven Yau, Phil Summers
BROADCAST TELEVISION:CBC, Raptors NBA-TV, TSN, The Score. Broadcasters: Matt Devlin, Leo Rautins, Jack Armstrong
RADIO:The FAN (590AM). Broadcasters: Paul Jones, Eric Smith

2008-2009 SEASON SERIES (4-0) BOSTON VS. TORONTO

PLAYER	G-GS	MIN	FG-FGA	PCT	3FG-FGA	PCT	FT-FTA	PCT	OFF	DEF	TOT	AST	PF-DQ	STL	TO	BLK	PIS	AVG	HI
Pierce	4-4	159	31-65	.477	9-21	.429	26-31	.839	2	26	28	16	14-0	4	14	2	97	24.3	39
R. Allen	4-4	157	29-49	.592	15-27	.556	15-15	1.000	2	13	15	13	9-0	3	5	0	88	22.0	36
Garnett	4-4	143	27-60	.450	1-3	.333	11-13	.846	9	30	39	12	13-0	3	2	4	66	16.5	21
Rondo	4-4	137	17-40	.425	0-2	.000	8-11	.727	2	16	18	26	6-0	6	10	2	42	10.5	15
T. Allen	2-0	35	5-9	.556	0-1	.000	5-7	.714	1	7	8	2	5-0	2	4	0	15	7.5	15
House	4-0	60	11-21	.524	5-14	.357	1-2	.500	1	2	3	5	5-0	2	3	2	28	7.0	11
Perkins	2-2	47	7-9	.778	0-0	---	0-2	.000	2	10	12	3	7-0	0	2	2	14	7.0	12
Scalabrino	3-2	67	8-15	.533	5-10	.500	0-0	---	0	4	4	3	11-1	1	2	2	21	7.0	11
Powe	4-0	69	10-15	.667	0-0	---	7-14	.500	8	6	14	3	10-0	0	5	1	27	6.8	7
Pruitt	3-0	20	1-8	.125	1-3	.333	1-2	.500	0	0	0	2	0-0	0	0	0	4	1.3	3
O'Bryant	1-0	0	0-0	---	0-0	---	0-0	---	0	0	0	0	0-0	0	0	0	0	0.0	0
CELTICS	4	960	151-312	.484	36-81	.444	83-109	.761	37	129	166	86	96-1	25	55	15	421	105.3	118
RAPTORS	4	960	131-303	.432	30-73	.411	95-112	.848	33	118	151	82	92-0	23	56	17	387	96.8	109

2008-2009 SEASON SERIES (0-4) TORONTO VS. BOSTON

PLAYER	G-GS	MIN	FG-FGA	PCT	3FG-FGA	PCT	FT-FTA	PCT	OFF	DEF	TOT	AST	PF-DQ	STL	TO	BLK	PIS	AVG	HI
Bosh	4-4	165	21-49	.429	1-2	.500	23-27	.852	10	25	35	3	15-0	1	7	4	66	16.5	24
O'Neal	4-4	53	11-22	.500	0-0	---	7-9	.778	3	10	13	6	4-0	0	3	0	29	14.5	23
Bargnani	4-3	113	18-47	.383	7-16	.438	13-15	.867	3	21	24	9	15-0	2	6	2	56	14.0	23
Parker	4-4	125	17-47	.362	9-18	.500	2-3	.667	2	6	8	3	9-0	3	6	0	45	11.3	15
Moon	4-3	97	14-28	.500	4-13	.308	5-6	.833	2	15	17	3	9-0	5	1	7	37	9.3	15
Calderon	3-3	100	6-21	.286	1-7	.143	14-14	1.000	1	6	7	22	4-0	1	5	1	27	9.0	14
Ukic	3-0	57	12-21	.571	2-4	.500	1-1	1.000	1	2	3	10	2-0	4	8	1	27	9.0	16
Kapono	4-0	88	15-23	.653	3-7	.429	4-6	.667	0	7	7	11	9-0	3	6	0	33	8.3	14
Graham	4-0	79	7-17	.412	1-2	.500	16-19	.842	5	13	18	3	11-0	1	3	2	31	7.8	12
Humphries	4-0	48	8-17	.471	0-0	---	8-10	.800	3	10	13	1	5-0	2	1	0	24	6.0	11
Solomon	4-1	52	4-11	.364	2-4	.500	2-2	1.000	3	2	5	10	4-0	1	6	0	12	3.0	10
Adams	1-0	4	0-0	---	0-0	---	0-0	---	0	1	1	2	0-0	0	1	0	0	0.0	0
Voskuhl	1-0	4	0-0	---	0-0	---	0-0	---	0	0	0	0	3-0	0	0	0	0	0.0	0
RAPTORS	4	960	131-303	.432	30-73	.411	95-112	.848	33	118	151	82	92-0	23	56	17	387	96.8	109
CELTICS	4	960	151-312	.484	36-81	.444	83-109	.761	37	129	166	86	96-1	25	55	15	421	105.3	118



CELTICS VS. RAPTORS GAME-BY-GAME RESULTS

Date	H/A	W/L	Celtics	Opp	Date	H/A	W/L	Celtics	Opp	Date	H/A	W/L	Celtics	Opp
12/12/95	A	W	116	96										
12/15/95	H	W	122	103										
1/21/96	A	L	95	97										
4/12/96	H	W	136	108										
12/11/96***	H	W	115	115										
2/3/97	A	W	114	102										
3/3/97	A	W	107	103										
4/20/97	H	L	94	125										
11/14/97	H	W	103	99										
11/18/97	A	W	122	109										
12/17/97	A	W	88	83										
2/5/99	H	L	92	103										
3/7/99	A	L	92	105										
4/8/99	A	W	101	89										
11/2/99	A	W	103	90										
1/19/00	H	W	94	90										
3/1/00	H	L	94	96										
3/3/00	A	L	104	114										
11/3/00	H	W	93	91										
11/7/00	A	L	75	105										
1/12/01	H	L	72	93										
2/5/01	A	L	98	110										
11/23/01	H	L	89	91										
12/2/01	A	W	85	69										
1/21/02	H	W	106	97										
1/31/02	A	L	92	97										
11/29/02	A	L	95	98										
2/28/03	H	W	90	85										
3/2/03	A	L	92	104										
12/3/03	A	L	95	105										
12/12/03	H	W	114	111										
2/27/04	H	W	88	75										
2/29/04	A	W	91	82										
12/3/04	H	W	91	89										
1/12/05	A	L	93	104										
3/16/05	H	W	110	109										
4/17/05	A	W	103	98										
11/18/05	H	W	100	93										
3/5/06	A	L	105	111										
3/22/06	H	W	110	96										
4/4/06	A	W	124	120										
12/1/06	A	L	102	106										
1/12/07	H	L	86	95										
1/26/07	A	L	90	96										
3/26/07	H	W	95	87										
11/4/07*	A	W	98	95										
12/7/07	H	W	112	84										
12/16/07	A	W	90	77										
1/23/08	H	L	112	114										
11/10/08	H	W	94	87										
11/23/08	A	W	118	103										
1/11/09	A	W	94	88										
1/12/09*	H	W	115	109										

* Overtime
 ** Double-overtime
 *** Triple-overtime

ALL-TIME SERIES

Boston leads 33-20 (Celtics are 18-8 at home)

CURRENT STREAK: Four Celtics wins

LARGEST CELTICS WIN: 28 points; 136-108 on 04/12/96 @ Boston and 112-84 on 12/07/07 @ Boston

LARGEST RAPTORS WIN: 31 points; 125-94 on 04/20/97 @ Boston



UTAH JAZZ

EnergySolutions Arena (19,911)
301 West South Temple, Salt Lake City, UT 84101
801-325-2500 • fax 801-325-2578

2008-09 RESULTS

Series tied 1-1 (Celtics were 1-0 at TD Garden)
12/15/08 Utah 91 @ Boston 100
02/19/09 Boston 85 @ Utah 90

2009-10 MATCHUPS

11/11/09 Utah @ Boston
03/22/10 Boston @ Utah

DIRECTORY

HEAD COACH: Jerry Sloan
ASSISTANT COACHES: Phil Johnson, Tyrone Corbin, Scott Layden
ATHLETIC TRAINER: Gary Briggs
PUBLIC AND MEDIA RELATIONSS: Linda Luchetti, Jonathan Rinehart, Derek Garduno, Hannah Lee
BROADCAST TELEVISION: KJZZ (Ch. 14). Broadcasters: Craig Bolerjack, Ron Boone
CABLE TELEVISION: Fox Sports Net Utah. Broadcasters: Same
RADIO: KFNZ (1320AM). Broadcaster: David Locke

2008-2009 SEASON SERIES (1-1) BOSTON VS. UTAH

PLAYER	G-GS	MIN	FG-FGA	PCT	3FG-FGA	PCT	FT-FTA	PCT	OFF	DEF	TOT	AST	PF-DQ	STL	TO	BLK	PTS	AVG	HI
Rondo	2-2	73	12-21	.571	0-0	---	16-21	.762	3	7	10	15	6-0	3	7	0	40	20.0	25
Pierce	2-2	88	12-32	.375	1-2	.500	10-15	.667	2	12	14	5	5-0	3	8	0	35	17.5	20
Garnett	2-2	53	12-19	.632	0-0	---	3-3	1.000	1	11	12	4	1-0	3	3	3	27	13.5	19
Perkins	2-2	67	12-14	.857	0-0	---	3-5	.600	9	16	25	4	10-0	1	8	3	27	13.5	15
R. Allen	2-2	74	8-24	.333	3-9	.333	5-5	1.000	0	7	7	2	1-0	1	5	2	24	12.0	12
Powe	2-0	32	1-5	.200	0-0	---	8-12	.667	5	5	10	1	10-0	0	4	0	10	5.0	9
Pruitt	2-0	24	3-8	.375	2-6	.333	2-2	1.000	0	2	2	1	6-0	1	2	0	10	5.0	8
Scalabrino	2-0	14	2-3	.667	1-1	1.000	0-0	---	0	2	2	1	7-1	0	1	0	5	2.5	5
Davis	2-0	30	1-5	.200	0-0	---	2-2	1.000	2	6	8	0	5-0	1	2	0	4	2.0	4
House	1-0	11	1-4	.250	0-1	.000	0-1	.000	0	1	1	0	1-0	1	0	0	2	2.0	2
T. Allen	1-0	14	0-3	.000	0-0	---	1-4	.250	0	2	2	1	1-0	2	2	0	1	1.0	1
CELTICS	2	480	64-138	.464	7-19	.368	50-70	.714	22	71	93	34	53-1	16	42	8	185	92.5	100
JAZZ	2	480	66-151	.437	5-23	.217	44-60	.733	14	51	65	39	48-2	18	30	12	181	90.5	91

2008-2009 SEASON SERIES (1-1) UTAH VS. BOSTON

PLAYER	G-GS	MIN	FG-FGA	PCT	3FG-FGA	PCT	FT-FTA	PCT	OFF	DEF	TOT	AST	PF-DQ	STL	TO	BLK	PTS	AVG	HI
Millisap	2-2	73	16-30	.533	0-0	---	8-12	.667	5	15	20	3	10-1	3	5	3	40	20.0	32
Williams	2-2	72	12-27	.444	1-4	.250	8-8	1.000	1	5	6	17	8-1	2	6	0	33	16.5	18
Okur	2-2	73	11-25	.440	3-7	.429	7-9	.778	1	11	12	4	6-0	1	2	1	32	16.0	19
Kirilenko	2-0	47	8-11	.727	0-0	---	9-17	.529	1	4	5	1	4-0	1	4	3	25	12.5	13
Brewer	2-2	60	9-20	.450	0-1	.000	6-7	.857	3	2	5	3	3-0	4	2	2	24	12.0	16
Harpring	2-0	28	4-10	.400	0-0	---	2-2	1.000	1	5	6	0	5-0	1	0	1	10	5.0	8
Collins	1-0	14	2-3	.667	0-0	---	0-0	---	1	3	4	1	2-0	0	0	0	4	4.0	4
Miles	2-2	38	3-11	.273	1-3	.333	0-0	---	0	2	2	1	4-0	1	4	1	7	3.5	5
Knight	2-0	24	0-2	.000	0-0	---	3-4	.750	1	0	1	5	2-0	3	2	0	3	1.5	3
Korver	2-0	33	1-9	.111	0-6	.000	1-1	1.000	0	2	2	3	3-0	1	4	1	3	1.5	2
Koufos	1-0	1	0-0	---	0-0	---	0-0	---	0	0	0	0	0-0	0	0	0	0	0.0	0
Price	2-0	17	0-3	.000	0-2	.000	0-0	---	0	2	2	1	1-0	1	0	0	0	0.0	0
JAZZ	2	480	66-151	.437	5-23	.217	44-60	.733	14	51	65	39	48-2	18	30	12	181	90.5	91
CELTICS	2	480	64-138	.464	7-19	.368	50-70	.714	22	71	93	34	53-1	16	42	8	185	92.5	100



CELTICS VS. JAZZ GAME-BY-GAME RESULTS

Date	H/A	W/L	Celtics	Opp	Date	H/A	W/L	Celtics	Opp
12/8/74	A	W	111	101	12/26/01	A	L	86	99
12/20/74	H	W	110	106	11/11/02	H	W	112	95
1/22/75	A	W	110	102	3/24/03	A	L	91	96
3/26/75	H	W	113	100	12/8/03	A	W	102	80
12/5/75	H	W	104	93	12/19/03	H	L	96	99
12/14/75	A	W	102	93	12/17/04	H	W	114	106
3/5/76	A	W	98	93	2/25/05	A	W	109	102
3/9/76	H	L	99	117	12/21/05	H	W	101	89
3/23/76*	A	W	101	97	2/21/06	A	W	103	83
11/2/76	A	L	97	115	11/10/06	H	L	100	107
11/12/76	H	W	117	110	2/24/07	A	L	87	105
1/18/77	A	L	89	99	12/29/07	A	W	104	98
4/8/77	H	W	120	109	3/24/08	H	L	92	110
1/24/78	A	L	91	96	12/15/08	H	W	100	91
3/1/78	A	L	100	101	2/19/09	A	L	85	90
3/3/78	H	W	116	113					
4/1/78	H	W	119	108					
10/19/78	A	L	115	120					
12/13/78	H	W	102	96					
2/28/79	H	W	122	112					
4/3/79	A	L	125	141					
11/16/79	H	W	113	97					
2/20/80	A	W	105	98					
1/21/81	H	W	117	87					
2/13/81	A	L	89	104					
12/30/81	A	W	121	110					
2/24/82	H	W	132	90					
11/26/82	H	W	137	103					
1/1/83	A	W	127	112					
11/16/83	A	L	109	122					
3/7/84	H	W	117	106					
12/14/84	H	W	117	106					
2/18/85	A	W	110	94					
11/20/85*	H	W	115	106					
12/28/85	A	W	110	108					
2/16/87	A	L	89	109					
3/4/87	H	W	123	105					
12/16/87	H	W	121	111					
1/4/88	A	W	107	99					
12/14/88	H	W	112	104					
2/16/89	A	L	114	129					
12/20/89	H	W	113	109					
2/21/90	A	L	103	116					
11/16/90	H	W	114	89					
3/13/91	A	L	109	112					
12/20/91	H	W	112	101					
2/17/92	A	L	83	88					
11/18/92	H	L	91	92					
12/26/92	A	L	92	108					
12/17/93	H	L	96	97					
12/29/93	A	L	107	110					
1/13/95	H	L	93	95					
2/18/95	A	L	98	108					
1/15/95	H	L	90	102					
2/20/96	A	L	98	112					
2/20/97	A	L	105	122					
3/19/97	H	L	100	113					
2/12/98	A	L	100	118					
3/4/98	H	L	94	110					
12/15/99	H	L	86	96					
2/15/00	A	W	101	99					
2/19/01	A	L	99	114					
3/2/01	H	W	103	99					
12/21/01	H	W	98	92					

* Overtime
** Double-overtime

JAZZ: New Orleans Jazz 1974-79; Utah Jazz 1979-present.

ALL-TIME SERIES

Boston leads 44-35 (Celtics are 28-11 at home)

CURRENT STREAK: One Jazz win

LARGEST CELTICS WIN: 42 points; 132-90 on 02/24/82 @ Boston

LARGEST JAZZ WIN: 20 points; 109-89 on 02/16/87 @ Utah



WIZARDS

WASHINGTON WIZARDS

Verizon Center (20,173)
601 F Street, NW, Washington, DC 20004
202-661-5000 • fax 202-661-5113

2008-09 RESULTS

Boston won 3-0 (Celtics were 2-0 at TD Garden)
12/11/08 Boston 122 @ Washington 88
01/02/09 Washington 83 @ Boston 108
04/15/09 Washington 107 @ Boston 115

2009-10 MATCHUPS

12/10/09 Boston @ Washington
02/01/10 Boston @ Washington
03/07/10 Washington @ Boston
04/09/10 Washington @ Boston

DIRECTORY

HEAD COACH:Flip Saunders
ASSISTANT COACHES:Randy Wittman, Don Zierden, Sam Cassell, Wes Unseld, Jr.
ATHLETIC TRAINER:Eric Waters
PUBLIC AND MEDIA RELATIONS:Scott Hall, Brian Sereno, Daren Jenkins, Steve McMenamin
BROADCAST TELEVISION:Comcast SportsNet. Broadcasters: Steve Buckhantz, Phil Chenier
RADIO:106.7 The Fan. Broadcasters: Dave Johnson, Glenn Consor

2008-2009 SEASON SERIES (3-0) BOSTON VS. WASHINGTON

PLAYER	G-GS	MIN	FG-FGA	PCT	3FG-FGA	PCT	FT-FTA	PCT	OFF	DEF	TOT	AST	PF-DQ	STL	TO	BLK	PIS	AVG	HI
Pierce	2-2	61	14-22	.636	5-8	.625	15-16	.938	2	5	7	9	4-0	2	6	2	48	24.0	26
R. Allen	2-2	62	12-21	.571	6-10	.600	3-4	.750	1	3	4	7	4-0	2	3	1	33	16.5	22
House	3-0	67	16-28	.571	13-20	.650	0-0	---	0	6	6	5	7-0	1	4	0	45	15.0	20
T. Allen	3-1	73	14-25	.560	2-3	.667	5-6	.833	2	8	10	7	8-0	7	5	1	35	11.7	15
Powe	3-1	55	10-20	.500	0-0	---	13-17	.765	9	17	26	4	5-0	0	4	1	33	11.0	18
Davis	3-0	73	13-24	.542	1-2	.500	5-10	.500	6	7	13	3	11-0	3	2	1	32	10.7	21
Garnett	2-2	52	10-20	.500	0-0	---	1-1	1.000	3	17	20	10	2-0	2	7	2	21	10.5	11
Perkins	3-3	65	14-21	.667	0-0	---	3-5	.600	4	12	16	2	4-0	1	5	4	31	10.3	12
Marbury	1-1	32	4-9	.444	0-0	---	1-2	.500	0	3	3	8	4-0	1	4	0	9	9.0	9
Walker	1-0	22	4-5	.800	0-0	---	0-2	.000	1	3	4	2	3-0	0	2	0	8	8.0	8
Moore	1-0	27	3-6	.500	0-0	---	1-2	.500	3	2	5	3	5-0	0	3	0	7	7.0	7
Rondo	3-3	61	8-13	.615	1-1	1.000	4-6	.667	1	4	5	21	6-0	4	3	1	21	7.0	11
Pruitt	3-0	39	4-15	.267	1-7	.143	2-2	1.000	1	4	5	7	1-0	3	1	0	11	3.7	7
O'Bryant	3-0	39	4-15	.267	0-0	---	2-2	1.000	1	3	4	3	4-0	1	2	0	6	3.0	4
Scalabrine	2-0	19	2-6	.333	1-2	.500	0-0	---	1	0	1	0	4-0	0	1	1	5	2.5	5
CELTICS	3	720	130-238	.546	30-53	.566	55-75	.733	35	94	129	91	72-0	27	52	14	345	115.0	122
WIZARDS	3	720	100-230	.435	13-50	.260	65-85	.765	28	68	96	53	72-0	29	44	21	278	92.7	107

2008-2009 SEASON SERIES (0-3) WASHINGTON VS. BOSTON

PLAYER	G-GS	MIN	FG-FGA	PCT	3FG-FGA	PCT	FT-FTA	PCT	OFF	DEF	TOT	AST	PF-DQ	STL	TO	BLK	PIS	AVG	HI
Butler	3-3	110	22-41	.537	4-12	.333	18-25	.783	2	12	14	13	8-0	7	6	2	66	22.0	39
Jamison	2-2	65	13-36	.361	2-8	.250	3-5	.600	6	8	14	4	7-0	3	2	1	31	15.5	17
Young	3-0	62	8-20	.400	3-8	.375	17-17	1.000	2	2	4	0	0-0	1	1	0	36	12.0	17
McGee	3-2	66	14-23	.609	0-0	---	6-12	.500	4	4	8	1	9-0	2	5	7	34	11.3	17
Dixon	3-1	72	9-24	.375	1-5	.200	5-6	.833	1	4	5	9	7-0	7	8	1	24	8.0	17
Songaila	3-1	66	11-21	.524	0-1	.000	1-1	1.000	4	9	13	4	9-0	3	2	2	25	7.7	10
Pecherov	2-0	38	5-15	.333	1-7	.143	2-4	.500	3	10	13	0	10-0	0	0	0	13	6.5	7
James	2-1	41	3-16	.188	1-5	.200	3-4	.750	1	3	4	4	3-0	2	0	0	10	5.0	9
McGuire	3-2	82	5-11	.455	1-1	1.000	4-4	1.000	2	7	9	5	7-0	1	5	4	15	5.0	6
Crittenton	3-1	51	4-10	.400	0-0	---	5-7	.714	2	4	6	8	2-0	2	6	0	13	4.3	8
Blatche	2-1	23	4-6	.667	0-0	---	0-0	---	1	4	5	2	3-0	1	4	2	8	4.0	4
Thomas	2-0	21	2-3	.667	0-0	---	1-2	.500	0	0	0	1	5-0	0	1	2	5	2.5	4
Stevenson	1-1	22	0-4	.000	0-3	.000	0-0	---	0	1	1	2	2-0	0	4	0	0	0.0	0
WIZARDS	3	720	100-238	.435	13-50	.260	65-85	.765	28	68	96	53	72-0	29	44	21	278	92.7	107
CELTICS	3	720	130-238	.546	30-53	.566	55-75	.733	35	94	129	91	72-0	27	52	14	345	115.0	122

**CELTICS VS. WIZARDS GAME-BY-GAME RESULTS (SINCE 1963-64)**

Date	H/A	W/L	Celtics	Opp	Date	H/A	W/L	Celtics	Opp	Date	H/A	W/L	Celtics	Opp	Date	H/A	W/L	Celtics	Opp
10/16/63	A	W	109	95	1/22/71	H	L	117	136	11/5/83	A	W	120	117	4/9/95	A	W	110	98
12/16/63	H	L	123	108	2/12/71	A	W	113	109	12/16/83	H	L	93	100	11/17/95	H	W	110	100
12/17/63	A	W	114	97	3/19/71	H	W	125	117	1/4/84	H	W	113	104	12/2/95	A	L	107	135
12/17/63	N	W	131	114	10/16/71	H	W	134	114	3/6/84	A	W	108	95	4/10/96	H	L	108	122
1/15/64	A	W	113	108	11/27/71	N	L	120	125	3/14/84	H	L	99	103	4/17/96	A	W	121	106
2/6/64	N	W	94	92	2/1/72	A	W	115	108	3/27/84	A	W	106	93	11/16/96	A	L	92	106
2/20/64	N	W	129	113	3/19/72	H	L	112	125	11/10/84	A	L	95	112	1/18/97	H	L	106	112
2/26/64	A	W	100	87	10/21/72	A	W	104	101	11/23/84	H	W	118	110	3/26/97	A	L	92	105
3/15/64	H	W	120	105	11/3/72	H	W	109	96	1/11/85	H	W	103	101	4/6/97	H	L	114	120
3/18/64	A	L	95	108	1/7/73	N	W	116	98	2/2/85	A	W	97	91	12/12/97	H	W	97	88
10/24/64	H	W	131	103	3/14/73	H	W	111	107	3/23/85	A	W	104	98	1/7/98	A	L	108	110
10/25/64	A	W	112	100	3/16/73	A	L	97	103	4/5/85	H	W	115	104	1/28/98	H	W	104	102
11/17/64	A	L	99	102	3/28/73	H	W	120	101	11/27/85	A	W	88	73	3/6/98	H	W	108	98
12/12/64	H	W	112	99	10/20/73	A	L	87	96	11/15/85	H	W	118	114	4/18/98	A	L	95	112
12/30/64	A	W	121	104	11/28/73	H	W	111	104	1/31/86	A	W	97	88	2/17/99	A	L	75	86
1/20/65	A	W	131	105	2/3/74	H	L	99	112	2/5/86	H	W	103	88	4/7/99	H	W	108	87
1/25/65	N	W	142	104	2/11/74	A	L	95	99	3/8/86*	A	L	108	110	4/18/99	A	W	101	98
2/5/65	H	L	114	122	3/11/74	H	W	129	103	3/28/86	H	W	116	97	4/25/99	H	W	113	84
2/14/65	H	W	126	111	3/26/74	A	L	108	126	10/31/86	H	W	120	102	11/3/99	H	W	112	101
3/5/65	A	L	124	128	11/16/74	A	W	124	109	11/7/86	A	W	88	86	1/17/00	A	W	105	101
10/30/65	H	W	105	100	12/13/74	H	L	89	108	12/2/86	H	L	109	117	3/31/00	H	L	102	104
11/5/65	A	W	129	118	3/19/75	A	L	90	97	12/13/86	A	W	105	98	4/18/00	A	L	114	81
11/9/65	N	W	130	116	4/4/75	H	W	95	94	3/26/87	A	L	103	106	11/15/00	H	W	116	109
12/25/65	A	W	113	99	11/13/75	A	L	107	110	4/1/87	H	W	103	86	11/18/00	A	L	89	109
12/26/65	H	W	120	99	12/12/75	H	W	130	108	11/7/87**	A	W	140	139	3/9/01	H	W	104	72
1/19/66	H	W	129	89	1/9/76	H	W	118	113	12/15/87	A	W	122	102	4/7/01	A	W	102	100
1/22/66	A	L	107	132	3/14/76	H	L	89	102	1/8/88	H	W	125	109	11/7/01	H	W	104	95
2/5/66	A	L	94	115	4/11/76	A	W	103	99	1/27/88	H	W	106	100	11/24/01	A	L	84	88
2/27/66	A	L	92	132	11/5/76	H	L	104	107	3/23/88	H	W	104	89	3/10/02	H	W	98	91
3/13/66	H	W	129	98	11/6/76	A	L	103	109	4/17/88	A	L	92	98	3/11/02	A	W	104	99
10/21/66	H	W	111	91	2/16/77	A	L	92	111	11/18/88	H	W	114	108	10/31/02	A	L	69	114
11/18/66	H	W	143	119	3/25/77	H	L	97	122	11/19/88	A	L	104	108	1/6/03	H	L	95	100
11/19/66	A	W	147	125	12/13/77	A	L	93	103	12/13/88	A	L	105	115	4/6/03	H	L	98	99
1/14/67	A	W	115	106	2/3/78	H	W	116	94	1/31/89	A	L	103	110	4/9/03	A	W	87	83
1/20/67	H	W	129	117	3/21/78	A	L	107	119	2/5/89	H	W	117	108	1/25/04	H	W	100	89
2/1/67	A	W	111	107	4/6/78	H	L	103	112	4/18/89	H	L	113	121	3/5/04	H	W	94	90
2/9/67	N	L	124	128	11/22/78	H	L	105	119	11/8/89	A	L	103	112	3/13/04	A	W	111	102
2/22/67	A	W	135	120	12/16/78	A	L	117	125	1/3/90	H	W	120	101	4/4/04	A	L	102	112
3/12/67	H	W	123	118	1/24/79	H	L	106	128	1/6/90	A	W	102	88	11/17/04*	A	L	105	110
10/21/67	A	W	125	109	4/4/79	A	L	119	145	1/25/90	A	L	98	99	12/31/04	H	W	108	103
11/10/67	H	W	115	114	10/19/79	H	W	130	93	3/9/90	H	L	108	115	3/13/05	H	W	105	101
11/25/67	A	L	118	126	11/3/79	A	W	118	97	11/17/90	A	W	102	90	4/5/05	A	W	116	108
12/8/67	H	W	123	108	1/25/80	H	L	107	118	11/30/90	H	W	123	95	7/7/06	A	L	102	103
1/20/68	A	L	115	118	1/31/80	A	W	119	103	1/12/91	A	L	99	116	1/25/06	H	L	87	89
2/2/68	H	W	120	99	3/9/80*	H	L	128	133	2/3/91	H	W	119	101	3/7/06*	A	W	116	115
3/16/68	A	W	136	111	3/25/80	A	W	96	95	3/15/91	A	W	94	86	4/5/06	H	L	91	108
3/17/68	H	L	139	147	10/25/80	A	W	103	87	3/20/91	H	W	102	81	11/4/06	A	L	117	124
12/10/68	H	L	101	115	11/2/80	A	W	93	86	11/2/91	A	L	118	126	1/20/07*	A	L	110	115
12/14/68	A	L	101	110	12/7/80	H	L	103	113	11/25/91	H	W	121	108	1/28/07	H	L	91	105
1/20/69	A	L	109	122	12/10/80	A	W	101	99	1/28/92	A	W	98	87	11/2/07	H	W	103	83
1/26/69	H	W	124	86	3/17/81	A	W	112	91	4/1/92	H	W	120	106	1/12/08	A	L	78	85
2/5/69	A	L	112	124	3/20/81	H	W	128	116	11/17/92	A	L	97	101	1/14/08	H	L	83	88
3/15/69	A	L	98	99	10/30/81	H	W	124	100	11/25/92	H	W	150	112	4/9/08	A	L	95	109
3/23/69	H	W	126	98	11/10/81	A	W	90	84	1/13/93	H	W	98	93	12/11/08	A	W	122	88
10/18/69	A	L	117	124	11/27/81	H	W	113	100	3/28/93	H	W	114	113	1/2/09	H	W	108	83
11/14/69	A	L	108	109	12/18/81	A	W	99	98	4/25/93	A	W	106	94	4/15/09	H	W	115	107
11/29/69	A	W	121	106	3/16/82*	A	W	98	97	11/6/93	A	W	100	88					
12/3/69	H	W	113	105	3/31/82	H	W	119	109	12/1/93	H	W	120	113					
1/9/70	H	L	130	142	11/5/82	H	W	104	97	3/24/94*	A	W	123	117					
1/31/70	A	L	117	120	1/24/83	A	L	91	93	4/1/94	H	L	95	99					
3/15/70	H	L	127	130	1/26/83	H	W	125	99	4/17/94	A	L	100	142					
11/14/70	A	L	101	122	2/8/83*	A	L	101	104	11/19/94	A	W	103	102					
11/27/70	H	W	153	107	4/2/83*	A	W	120	117	1/9/95	H	W	114	101					
11/29/70	A	L	128	134	4/18/83	H	L	99	107	3/1/95**	H	L	124	125					

* Overtime
** Double-overtime

WIZARDS: Chicago Packers 1961-62; Chicago Zephyrs 1962-63; Baltimore Bullets 1963-73; Capital Bullets 1973-74; Washington Bullets 1974-97; Washington Wizards 1997-present.

ALL-TIME SERIES

Boston leads 167-101 (Celtics are 86-37 at home)

CURRENT STREAK: Three Celtics wins**LARGEST CELTICS WIN:** 46 points; 153-107 on 11/27/70 @ Boston**LARGEST WIZARDS WIN:** 45 points; 114-69 on 10/31/02 @ Washington

