

40 ripcity

SINCE 1970



PORTLAND TRAIL BLAZERS | 2009-10 MEDIA GUIDE



Take your best shot



There are no free throws when it comes to your finances. Let us help you reach your next stage of financial success. Be at the top of your game – every day.

wellsfargo.com

© 2009 Wells Fargo Bank, N.A.
All rights reserved. Member FDIC.
(123437_13405)

Together we'll go far



2009-10 TRAIL BLAZERS SCHEDULE

OCTOBER 2009

*6	Tues.	Sacramento	7 p.m.
*7	Wed.	at Sacramento	7 p.m.
*9	Fri.	at L.A. Clippers	7:30 p.m.
*14	Wed.	Phoenix (Mem. Col.)	7 p.m.
*15	Thur.	at Utah	7 p.m.
*18	Sun.	Denver	6 p.m.
*20	Tues.	Utah	7 p.m.
*22	Thur.	at Phoenix (Van., B.C.)	7 p.m.
KGW	27	Tues.	Houston 7 p.m.
TNT	29	Thur.	Denver 7:30 p.m.
CSN	31	Sat.	at Houston 5:30 p.m.

NOVEMBER 2009

CSN	1	Sun.	at Oklahoma City 4 p.m.
CSN	3	Tues.	Atlanta 7 p.m.
ESPN/KGW	6	Fri.	San Antonio 7:30 p.m.
CSN	8	Sun.	Minnesota 6 p.m.
CSN	10	Tues.	at Memphis 5 p.m.
CSN	11	Wed.	at Minnesota 5 p.m.
CSN	13	Fri.	at New Orleans 5 p.m.
CSN	14	Sat.	at Charlotte 4 p.m.
CSN	16	Mon.	at Atlanta 4 p.m.
CSN	18	Wed.	Detroit 7 p.m.
KGW	20	Fri.	at Golden State 7:30 p.m.
CSN	21	Sat.	Minnesota 7 p.m.
CSN	23	Mon.	Chicago 7 p.m.
CSN	25	Wed.	New Jersey 7 p.m.
CSN	27	Fri.	Memphis 7 p.m.
KGW	28	Sat.	at Utah 6 p.m.

DECEMBER 2009

KGW	1	Tues.	Miami 7 p.m.
CSN	5	Sat.	Houston 7 p.m.
CSN	7	Mon.	at New York 4:30 p.m.
CSN	9	Wed.	at Indiana 4 p.m.
ESPN/CSN	11	Fri.	at Cleveland 5 p.m.
CSN	12	Sat.	at Milwaukee 5:30 p.m.
KGW	15	Tues.	Sacramento 7 p.m.
TNT	17	Thur.	Phoenix 7:30 p.m.
CSN	19	Sat.	at Orlando 4 p.m.
CSN	20	Sun.	at Miami 3 p.m.
CSN	22	Tues.	at Dallas 5:30 p.m.
CSN	23	Wed.	at San Antonio 5:30 p.m.
ESPN/KGW	25	Fri.	Denver 7:30 p.m.
CSN	28	Mon.	Philadelphia 7 p.m.
CSN	30	Wed.	L.A. Clippers 7 p.m.

JANUARY 2010

CSN	2	Sat.	Golden State 7 p.m.
CSN	4	Mon.	at L.A. Clippers 7:30 p.m.
CSN	5	Tues.	Memphis 7 p.m.
CSN	8	Fri.	L.A. Lakers 7 p.m.
ESPN/KGW	10	Sun.	Cleveland 6 p.m.

JANUARY 2010 CONT.

CSN	13	Wed.	Milwaukee 7 p.m.
ESPN/KGW	15	Fri.	Orlando 7:30 p.m.
CSN	18	Mon.	at Washington 10 a.m.
CSN	20	Wed.	at Philadelphia 4 p.m.
CSN	22	Fri.	at Boston 4:30 p.m.
CSN	23	Sat.	at Detroit 4:30 p.m.
CSN	25	Mon.	New Orleans 7 p.m.
CSN	27	Wed.	Utah 7 p.m.
CSN	29	Fri.	at Houston 5:30 p.m.
CSN	30	Sat.	at Dallas 6 p.m.

FEBRUARY 2010

CSN	1	Mon.	Charlotte 7 p.m.
ESPN/KGW	3	Wed.	at Utah 7:30 p.m.
TNT	4	Thur.	San Antonio 7:30 p.m.
KGW	6	Sat.	L.A. Lakers 7 p.m.
CSN	9	Tues.	Oklahoma City 7 p.m.
CSN	10	Wed.	at Phoenix 6 p.m.
CSN	16	Tues.	L.A. Clippers 7 p.m.
ESPN/CSN	19	Fri.	Boston 7:30 p.m.
ESPN/CSN	21	Sun.	Utah 7:30 p.m.
CSN	23	Tues.	at New Jersey 4:30 p.m.
CSN	24	Wed.	at Toronto 4 p.m.
CSN	26	Fri.	at Chicago 5 p.m.
CSN	27	Sat.	at Minnesota 5 p.m.

MARCH 2010

CSN	1	Mon.	at Memphis 5 p.m.
CSN	3	Wed.	Indiana 7 p.m.
ESPN/CSN	7	Sun.	at Denver 7:30 p.m.
CSN	9	Tues.	Sacramento 7 p.m.
TNT	11	Thur.	at Golden State 7:30 p.m.
KGW	12	Fri.	at Sacramento 7 p.m.
CSN	14	Sun.	Toronto 6 p.m.
CSN	19	Fri.	Washington 7 p.m.
ESPN/KGW	21	Sun.	at Phoenix 7:30 p.m.
TNT	25	Thur.	Dallas 7:30 p.m.
CSN	27	Sat.	at New Orleans 5 p.m.
CSN	28	Sun.	at Oklahoma City 4 p.m.
KGW	31	Wed.	New York 7 p.m.

APRIL 2010

TNT	1	Thur.	at Denver 7:30 p.m.
CSN	3	Sat.	at Sacramento 7 p.m.
CSN	7	Wed.	at L.A. Clippers 7:30 p.m.
CSN	9	Fri.	Dallas 7 p.m.
ABC	11	Sun.	at L.A. Lakers 12:30 p.m.
CSN	12	Mon.	Oklahoma City 7 p.m.
KGW	14	Wed.	Golden State 7:30 p.m.

ALL TIMES PACIFIC

*Denotes Preseason Game

2009-10 Media Guide

Table of Contents



General Information

Team Photo Roster.....	3
Staff Directory.....	5
Trail Blazers History.....	10
Jersey History.....	12
Logo History.....	13

Front Office/ Basketball Staff

Paul Allen.....	14
Tod Leiweke.....	15
Larry Miller.....	16
Kevin Pritchard.....	17
Tom Penn.....	18
Nate McMillan.....	20
Dean Demopoulos.....	22
Monty Williams.....	22
Maurice Lucas.....	23
Joe Prunty.....	23
Bill Bayno.....	24
Kaleb Canales.....	24
Basketball Staff.....	25
Senior Management.....	28
Vice Presidents.....	30
Staff Photos.....	33

The Trail Blazers

Trail Blazers Roster.....	41
LaMarcus Aldridge.....	42
Nicolas Batum.....	44
Jerryd Bayless.....	46
Steve Blake.....	48
Dante Cunningham.....	50
Rudy Fernandez.....	52
Juwan Howard.....	54
Andre Miller.....	56
Greg Oden.....	58
Travis Outlaw.....	60
Jeff Pendergraph.....	62
Joel Przybilla.....	64
Brandon Roy.....	66
Martell Webster.....	68
Season, Career Highs.....	70

Our Community

NBA Cares.....	51
Make It Better.....	75

2008-09 In Review

NBA Final Standings.....	82
NBA Honors.....	83
Lineups, Injuries.....	84
Overall Statistics, Misc.....	85
Home/Road Statistics.....	86
Per Game Averages.....	87
Game-by-Game Results.....	88
Quarter Scores/Attend.....	90
Season Highs/Lows.....	92

All-Time Records

Individual Records.....	94
Team Records.....	95
All-Time Lows/ Rookie Records.....	96
Top Performances.....	97
Records Two Teams.....	98
Opp. Individual Highs.....	99
Opp. Team Highs/Lows.....	100
Opp. Top Performances.....	101
Yearly Leaders.....	102
50-40 Point Club.....	105
Career Leaders.....	106
Yearly NBA Rankings.....	107
Year-by-Year Stats Off.....	108
Year-by-Year Stats Def.....	109
Win/Loss Streaks/ 20-20 Club.....	110
Month-by-Month/ Triple-Doubles.....	111
Offensive Rankings.....	112
Overtime Games.....	113
Trail Blazers in Top 10.....	114

History

Firsts In History.....	116
Milestones.....	117
Coaching History.....	123
All-Star History.....	124
NBA Awards.....	125
Monthly/Weekly Awards.....	126
Trail Blazers in Olympics.....	127
Attendance.....	128
Uniform Numbers.....	129
Trade History.....	130
NBA Draft History.....	134
Year-by-Year Results.....	138

The Playoffs

Win/Loss Records.....	178
Individual Highs.....	179
Team Highs.....	180
Team Lows.....	181
Top Postseason Averages.....	182
Top Series Averages.....	183
Top Performances.....	184
Highs Two Teams.....	185
Opp. Individual Highs.....	186
Opp. Team Highs.....	187
Opp. Team Lows.....	188
Opp. Top Performances.....	189
Career Playoff Leaders.....	190
Year-by-Year.....	191

The Opponents

Atlanta.....	196
Boston.....	198
Charlotte.....	200
Chicago.....	202
Cleveland.....	204
Dallas.....	206
Denver.....	208
Detroit.....	210
Golden State.....	212
Houston.....	214
Indiana.....	216
Los Angeles Clippers.....	218
Los Angeles Lakers.....	220
Memphis.....	222
Miami.....	224
Milwaukee.....	226
Minnesota.....	228
New Jersey.....	230
New Orleans.....	232
New York.....	234
Oklahoma City.....	236
Orlando.....	238
Philadelphia.....	240
Phoenix.....	242
Sacramento.....	244
San Antonio.....	246
Toronto.....	248
Utah.....	250
Washington.....	252
All-Time Records Versus.....	254
NBA D-League.....	255

The Media

Brian Wheeler.....	259
Antonio Harvey.....	259
Mike Barrett.....	260
Mike Rice.....	260
Rebecca Haarlow.....	261
Bob Akamian.....	261
Michael Holton.....	261
Bill Schonely.....	263
Television Schedule.....	265
Portland Area Media.....	267
Basketball Communications.....	269

Miscellaneous

Blaze the Trail Cat.....	270
BlazerDancers.....	271
Blazers Stunt Team.....	273
Alumni Ambassadors.....	274
Community Relations Team.....	276
Practice Facility.....	281
Rose Garden.....	282
Keep Portland Weird.....	286
Rose Garden Seating.....	287
Calendar Schedule.....	288

The 2009-10 Portland Trail Blazers Media Guide was published under the direction of the Trail Blazers Basketball Communications Department, and written, compiled and produced by Collin Romer and Aaron Grossman, with special assistance provided by Chuck Charnquist, Kris Koivisto and Jim Taylor. Thanks to Bill Evans, Ryan Flaherty, Cheri Hanson, Rosy Harris, Ian Jaquiss, Carrie McCain, Colin McCall, Finnian McNeff, Mario Milosevic, Alissa Moore, Julie Robbins, Traci Rose, Kris Travis and Elias Sports Bureau for their contributions and valuable expertise. Action photography and staff photographs provided by Sam Forencich/NBA Photos and Getty Images. The Trail Blazers Media Guide was printed by Lynx Group, Inc., of Salem, Ore.

2009-10
TRAIL BLAZERS ROSTER



2 STEVE
BLAKE



4 JERRYD
BAYLESS



5 RUDY
FERNANDEZ



6 JUWAN
HOWARD



7 BRANDON
ROY



10 JOEL
PRZYBILLA



12 LaMARCUS
ALDRIDGE




23 MARTELL
WEBSTER



24 ANDRE
MILLER



25 TRAVIS
OUTLAW



31 JEFF
PENDERGRAPH




33 DANTE
CUNNINGHAM



52 GREG
ODEN



88 NICOLAS
BATUM



MAUI NONSTOP

NOW OFFERING NONSTOP SERVICE FROM PDX.

Paradise is just a plane away as Alaska Airlines brings the City of Roses nonstop flights to Maui. With daily service from PDX, and convenient morning departures, you can be on the beach by the afternoon any day of the week. To book your getaway, call Alaska Airlines Vacations at 1.800.468.2248 (TTY: 800.682.2221) or visit alaskaair.com today.



Alaska Airlines[®]



Staff Directory



Mailing Address:
One Center Court, Suite 200
Portland, Oregon 97227
Telephone: (503) 234-9291
Fax: (503) 736-2187

OWNER
Paul Allen

BOARD OF DIRECTORS

Director..... Bert Kolde
Director..... Tod Leiweke

OFFICERS EMERITUS

Chairman Emeritus Larry Weinberg
President Emeritus..... Harry Glickman

Executive Staff

President..... Larry Miller
General Manager Kevin Pritchard
Senior Vice President, Chief Marketing Officer Sarah Mensah
Senior Vice President, Chief Financial Officer Gregg Olson
Senior Vice President, General Counsel..... Mike Fennell
Senior Vice President, Business Affairs J.E. Isaac

Administration

Associate Counsel Christy Clinard
Director of Business Operations Debbie Chitwood
Business Affairs Manager Janice Parker
Executive Assistant to the President and SVP/General Counsel..... Alisa Clark
Executive Assistant to the General Manager Beth Hancock
Executive Assistant/Office Manager..... Heather Acevedo
Administrative Assistant, Business Affairs Matthew Moritz
Receptionists..... Toni Smith, Sumi Thaiaveetill

Basketball Operations

Vice President, Basketball Operations..... Tom Penn
Head Coach Nate McMillan
Lead Assistant Coach Dean Demopoulos
Assistant Coaches Monty Williams, Maurice Lucas,
..... Joe Prunty, Bill Bayno, Kaleb Canales
Shooting Coach..... John Townsend
Director, College Scouting..... Chad Buchanan
Director, NBA Scouting Michael Born
Advance Scouts Larry Greer, Jim Sleeper
College Scout..... Doc Martin
International Scout Jason Filippi

Staff Directory

Basketball Operations (cont'd)

Scout/Basketball Operations Information Manager.....	Joe Cronin
Basketball Operations Information Assistant.....	Sean Kiely
Head Athletic Trainer.....	Jay Jensen
Assistant Athletic Trainer.....	Geoff Clark
Strength & Conditioning Coach.....	Bob Medina
Video Coordinator.....	Tim Grass
Assistant Video Coordinator.....	John Ross
Director of Player Development.....	Hersey Hawkins
Equipment Manager.....	Matt Wilson
Director, Basketball Operations.....	Brad Weinrich
Receptionist.....	Alice Carrick
Security & Practice Facility Manager.....	Chico Salas-Lopez
Practice Facility Security Agents.....	Wyndell Durham, Brandon Bateman, Arthur Cristobal, Kevin Hart, Adetokunbo Okedara, Thaly Parga, James Riley
Club House Attendant.....	Alex Wilson
Team Concierge.....	Pam Donegan
Team Physicians.....	Dr. Tom Reis, Internist; Dr. Don Roberts, Orthopedist
Team Dentist.....	Dr. Greg Goodlin

Digital Entertainment

Vice President, Digital Entertainment.....	Dick Vardanega
--	----------------

Blazers Broadcasting & Production

Executive Producer.....	Scott Zachry
Broadcast Director.....	Chris McMurtry
Associate Producer/Director.....	Jeff Curtin
Director of Engineering & Technical Operations.....	Mike Janes
Technical Manager.....	Bruce Williams
Production Manager.....	Billie Olson
Motion Graphics Designer.....	Caroline Rich
Photographer/Editor.....	Albert Hensley
Production Coordinator.....	Meggie Finn
Announcers	
Radio Play-by-Play.....	Brian Wheeler
Radio Analyst.....	Antonio Harvey
Television Play-by-Play.....	Mike Barrett
Television Analyst.....	Mike Rice
Founding Broadcaster/Ambassador.....	Bill Schonely
Sideline Reporter.....	Rebecca Haarlow
Television Studio Host.....	Bob Akamian
Television Studio Analyst.....	Michael Holton
Network Radio Coordinator.....	Rich Patterson
Game Operations	
Director of Game Operations.....	Todd Bosma
Mascot Coordinator.....	Jack Dellert
Performance Teams Manager.....	Michelle Woodard
Game Operations Manager.....	Jennifer Ing
Stunt Team Coach.....	Linus Oey
Interactive Marketing & Media	
Director of Interactive Marketing and Media.....	Dan Harbison
Interactive Manager.....	Caitlin Volkman
Interactive Specialist.....	Damir Tuka



Staff Directory

Basketball Communications

Vice President, Basketball Communications.....	Cheri Hanson
Director of Basketball Communications	Jim Taylor
Basketball Communications Manager.....	Collin Romer
Historian and Archivist	Chuck Charnquist
Basketball Communications Intern.....	Aaron Grossman

Community Relations & Corporate Communications

Vice President, Community Relations and Corporate Communications	Traci Rose
Director of Corporate Communications.....	Bill Evans
Website Content Manager.....	Casey Holdahl
Communications Coordinator.....	Kris Koivisto
Community Development Director	Chris Bowles
Basketball Outreach Director	Ian Jaquiss
Basketball Outreach Coordinator	Adrian Stelly
Community Programs Manager	Alissa Moore
Community Relations Coordinator	Brittany Davidson

Corporate Partnerships

Vice President, Corporate Partnerships.....	Tom Fletcher
Sales Managers	Joe DiBello, Jennifer Glickman-Hett, Steve Scott, Tim Sexton, Tia Vincent, Kevin Williams
Digital Sales Manager	Joe Matheson
Director of Service	Julie Robbins
Service Managers	Carrie Fitzwater, Kilynn Honiotes, Kim Monroe, Becky Robbins
Service Coordinator	Trevor Monroe
Traffic Manager.....	Brent Misfeldt
Executive Business Assistant.....	Rhonda Rosemus
Business Assistant.....	Patti DeCoursey

Finance

Senior Financial Analyst.....	Bill Christensen
Controller.....	Linda Glasser
Assistant Controller	Ann Sousley
Senior Accountant.....	Lisa Burke
Payroll Manager	Geri Holden
Accounts Payable Coordinator	Michelle Schoonover
Accounts Receivable Coordinator	Dawn Buckwalter

Human Resources

Vice President, Human Resources	Traci Reandeau
Human Resources Systems Manager	Amy Zuckerman
Benefits & Recruitment Manager	Carrie McCain
Human Resources Coordinators.....	Hue Lam-Sullivan, Finnian McNeff

Information Technology

Vice President/Chief Information Officer.....	Chris Dill
Database Manager.....	Robert Hanlon
Network Systems Manager	Donovan Le
Telecommunications Manager.....	Lou Pallotta
Computer Support Manager	Brian Conkle
Computer Support Specialist	Pat Cummins

Staff Directory

Marketing

Vice President, Marketing	Michele Daterman
Sr. Director of Marketing.....	Traci Richardson
Brand Manager, Corporate Partnerships	Kim Koenig
Brand Coordinators	Colin McCall, Erin Thompson
Marketing Operations Manager.....	Alexis Lee
Creative Director	Ryan Flaherty
Lead Designer.....	Rosy Harris
Graphic Designer	Mario Milosevic
Director of Events Presentation	Craig Miller

Retail

Director of Retail	Karen Wiatrowski
Merchandise Manager	David Buckley
Warehouse/Internet Coordinator	Daniel Cole

Ticket Sales & Customer Service

Vice President, Ticket Sales and Service.....	TBD
Sr. Director of Ticket Sales	Tyler Howell
Sr. Director of Retention and Customer Loyalty	TBD
Premium & Season Ticket Sales	
Director of Season Ticket Sales	James Falvey
Corporate Ticket Sales Manager.....	Jason Racette
Premium Sales Managers.....	Nate Brown, Ryan Gibson, Shevaun Good
Account Sales Managers, Season Ticket Sales.....	Scott Esplin, Marc Johnson, Richard Leininger, Ashley O'Hollaren
Group Ticket Sales	
Director of Group Sales.....	Phil Horn
Account Sales Managers, Group Ticket Sales	Graham Clancy, Joe Isse, Mike North, Paul Rothschild, Lisa Swan, Blake Wehling
Group Experience Manager	Athena Demas
Inside Sales	
Director of Inside Sales	Jeff Wilhelms
Inside Sales Supervisor	Brian Bredeson
Inside Sales Representatives.....	David Bamford, Greg Bauman, Mychal Deming, Jamie Keller, Andi Peterson, O'Neal Turner
Premium & Season Ticket Services	
Director of Season Ticket Services	Teresa Howes
Ticket Services Coordinator	Anna Jesse
Heritage Services Manager	Lisa Weitzel
Season Ticket Service Managers.....	Joanna De Peralta, Cindi Gross, Brooke LaSalle, Aaron Marshall, Kathleen McAteer, Jonathan Monks, Dino Murphy, Todd Ricksger, Allison Simons
Premium Seating Concierges	Janey Clark, Roger Clark
Assistant Director of Suite Service.....	Kristin Kolasinski
Suite Service Coordinator	Scott Kniess
Suite Concierges.....	Ellie Dunlap, Sheri Ross, Krissa Swan
Database Marketing & Ticket Operations	
Sr. Director of Database Marketing and Ticket Operations.....	Chris Cook
Database Marketing Coordinator	Steve Farnsworth
Assistant Director of Ticket Operations	Cheryl Mueller
Internal Ticketing Director	Lori Spencer
Sr. Ticket Operations Coordinator.....	Kari Lockhart
Ticket Operations Coordinators.....	Hannah Eggert, Karen Olson





Northwest

Oregon wines set out on new paths

The pioneer spirit is alive and well with Oregon winemakers! More new Italian, French and Spanish varietals are popping up nearby, and you'll find them for low prices at Fred Meyer. Not sure which to taste first? Just ask your Wine Stewards – well-versed in the newest Northwest wines, these friendly experts are ready to help you choose the bottle that's just right for you.

Also, listen to Fred Meyer Wine Stewards share their tips on *Vine Time*, every Saturday at 4PM on 750 KXL-AM.

Fred Meyer

TRAIL BLAZER

I LOVE A PARADE



Portland's seven-year-old franchise, in the NBA playoffs for the first time in 1977, did what only one other team in league history had ever done: win an NBA Championship in its first postseason appearance. More than 100,000 fans jammed downtown streets on the Monday following the title game to celebrate.

814

Consecutive Trail Blazers playoff appearances from 1982 to 2003. It still stands as the second longest run in NBA history.

The number of consecutive sellouts in the Trail Blazers' NBA record run from April 5, 1977 to Nov. 20, 1995. The streak remains the longest run in American professional sports.

21



THE RAIN COAT

Team founder Harry Glickman's initial bid for an NBA team in Portland was unsuccessful. As he was leaving a Los Angeles hotel lobby on Feb. 4, 1970, he remembered he'd left his raincoat in the meeting room. When he returned to retrieve it, there was a phone call awaiting him from new investors and sure enough he not only found his raincoat, but he found the financing for Portland's new team.

CLUB HISTORY

51,51

DREXLER/JORDAN



The Trail Blazers put together a couple of Championship runs in 1990 & 1992 including the heated battle of Clyde “The Glide” Drexler and Michael “Air” Jordan.



Geoff Petrie, the original Trail Blazer did it not just once but twice, recording identical 51-point games within 56 days of each other, both against the Houston Rockets.

155-156

The highest scoring game in club history, a four-overtime marathon in Portland on March 16, 1984. The Chicago Bulls get the win but only after the two teams combine for 118 field goals and 74 free throws in a game that lasts 3 hours and 24 minutes.




RIP CITY BABY

A single phrase that has become the club's heart and soul. Credit Bill Schonely, the voice of the Blazers from 1970-98. “One night in our first season, we were playing the Lakers at home. We got way, way behind. Then, all of a sudden, shots started falling, the Blazers are rallying and the place is jumping. We got within two points and had the ball—I’ll never forget when Jim Barnett took a long jumper. He swished the thing to tie the score and the coliseum exploded. The instant the ball hit the net, I hollered ‘Rip City!’ I’d never used the phrase before. But as soon as I said, ‘Rip City,’ people near me at the press table chimed in right away, saying ‘That’s good. You ought to leave it in your broadcasts.’ So I did.” And Rip City was born.

EVOLUTION OF THE TRAIL BLAZERS UNIFORM



[1970-71]



[1971-72 through 1974-75]



[1975-76 through 1976-77]



[1977-78 through 1988-89]



[1989-90 through 2001-02]



[2002-03 to Present]



portland trail blazers

How the Trail Blazers got their name

Just two weeks after Portland was granted an NBA expansion franchise on Feb. 24, 1970, Harry Glickman, then executive vice president of the club, announced a public “name the team” contest. A panel of judges was selected.

Harry said boxes and boxes of entries arrived at the team headquarters then located in a storefront office on S.W. Yamhill between 5th and 6th Avenues. “There had to be 10,000 entries at least,” he remembers.

The Trail Blazers name was announced to a crowd of 11,035 during halftime of a March 13 regular season NBA SuperSonics-Knicks contest in the Memorial Coliseum. It was received, according to Oregon Journal Sports Editor George Pasero, with less than enthusiastic response including a spattering of boos. “It really wasn’t very popular when fans first heard it, but of course we all know that changed,” Glickman remembers. Newspaper concerns about the Trail Blazers name (“How would it ever fit in a headline, etc.?”) quickly evaporated. And soon, the Blazers (or Trail Blazers) became a household word in Portland and within seven years worldwide as “Go Blazers” and “Blazermania” became bywords when the city gained a major world championship in its first try.

“There were 172 people who sent in the name ‘Trail Blazers,’” Glickman said. The contest winner was determined by a drawing at the March 13 game. Blake Byrne, general sales manager of KPTV, was winner of the drawing, receiving two season tickets to Blazers home games that year.

The nickname was unique in professional sports at the time. No other major professional or university sports teams were using either the Blazers or Trail Blazers in 1970. The name, as Glickman noted at the time, “reflects both the ruggedness of the Pacific Northwest and the start of a major league era in our state.” Trail Blazers (or, more properly trailblazers) is defined by Webster as “One that blazes a trail to guide others: A pathfinder: A pioneer.” The actual name came from a practice by explorers making paths through forests and marking the paths by chopping white “blazes” in trees’ bark so others could follow. The term “trailblazing” is associated today with those on the cutting edge of discovery such areas as space exploration, science, medicine and technology.

The Logo

The original “pinwheel” logo is a modern graphic interpretation of five basketball players from one side going against five players from the other and rotating around a center circle in a pinwheel kind of motion. Nothing else. The original “pinwheel,” in use as the team’s logo for two decades, was straight vertical in orientation. It was modernized in the mid-1990s to have a forward “slant” then given an even more modern upgrade with the new “heritage” interpretation released in 2002.





Paul Allen

In 2009, investor and philanthropist Paul G. Allen celebrates his 21st year as owner of the Portland Trail Blazers, having purchased the National Basketball Association franchise from former owner Larry Weinberg. Just one season after Allen acquired the team, the Trail Blazers made it to the NBA Finals and were back in the championship round two years later. In the years since Allen acquired the team, the Trail Blazers have posted an impressive 958-732 record (a 56.7 winning percentage) and have been in the playoffs 16 times, an achievement few NBA teams have surpassed.

Allen co-founded Microsoft with Bill Gates in 1976 and remained the company's chief technologist until he left Microsoft in 1983. Founding Vulcan Inc., in 1986 to direct his philanthropy and business investments, Allen's current multibillion dollar investment portfolio includes large stakes in Plains All American, real estate holdings and more than 40 technology, media and content companies.

Allen also owns the Seattle Seahawks and is part of the primary ownership group for the Seattle Sounders FC Major League Soccer franchise.

Raised in the Pacific Northwest, Allen has been named one of the top philanthropists in America - with lifetime giving totaling more than \$900 million - and is committed to giving back to the region he still calls home. The Paul G. Allen Family Foundation strengthens communities and supports vulnerable populations in the areas of arts and culture, health and human services, opportunities for youth, and scientific advancement. Since its inception in 1988, the Foundation has made grants totaling nearly \$48 million to organizations throughout Oregon. Beneficiaries in the Portland metropolitan area include Doernbecher Children's Hospital, SMART, Portland Center Stage, the Multnomah County Library Foundation, Artists Repertory Theatre, Metropolitan Family Services, Albina Head Start and Saturday Academy.

In 2003, Allen contributed \$100 million to create the Allen Institute for Brain Science, a research facility dedicated to performing innovative basic research on the brain and distributing its discoveries to researchers around the world. In 2006, the Allen Institute completed its inaugural project, the Allen Brain Atlas, a Web-based, three-dimensional map of gene expression in the mouse brain which is freely accessible online; in 2008, the Allen Spinal Cord Project was launched.

In addition, Allen is the founder of Experience Music Project, Seattle's critically-acclaimed interactive music museum; the Science Fiction Museum and Hall of Fame; the Flying Heritage Collection, an assemblage of rare World War II aircraft restored to flying condition and shared with the public; and Vulcan Productions, the independent film production company behind the award-winning feature *HARD CANDY*; *Far From Heaven*; the *Evolution* series on PBS; *The Blues*, executive-produced by Martin Scorsese in conjunction with Allen and Jody Patton; the Peabody award-winning *Black Sky: The Race for Space*; *Black Sky: Winning the X Prize*; the Emmy award-winning *Rx for Survival – A Global Health Challenge*; and the Peabody award-winning *Judgment Day: Intelligent Design on Trial*.

Learn more about Allen online at www.paulallen.com.





Tod Leiweke

On March 1, 2007, Trail Blazers Owner Paul Allen named Tod Leiweke CEO of Vulcan Sports & Entertainment, responsible for all aspects of the Portland Trail Blazers, Rose Garden Arena, Seattle Sounders FC, Seattle Seahawks and First and Goal Inc., the organization that manages Qwest Field and Event Center.

One of the first moves Leiweke oversaw after joining the Trail Blazers management team was the promotion of Kevin Pritchard to general manager of the club. Months later, Leiweke oversaw the hiring of Larry Miller as team president. Since then, the team has undergone a variety of improvements and has once again become one of the most respected franchises in professional sports.

Marking his 27th season in professional sports in 2009, Leiweke also serves as Chief Executive Officer for the Seahawks, having joined the organization in June 2003. He is also president of First and Goal Inc.

In 2006, under Leiweke's direction, the Seahawks sold out of season tickets for the first time since the early 1990's and developed Blue Pride, the team's season ticket waiting list. Seattle also extended its sellout streak at Qwest Field to 35 games.

In 2005, Sporting News named Qwest Field as the finest venue in the National Football League. Under Leiweke's leadership, 2005 was a historic year for the franchise. In addition to winning the NFC Championship and advancing to the team's first Super Bowl, the Seahawks won the 2005 NFL Sports Fan's Quality Award as the league's "Fan Friendliest" team.

Leiweke serves as a board member on a number of Washington-based organizations, including Washington CEO Roundtable, YMCA of Greater Seattle and the Space Needle. He was instrumental in launching the annual Boeing Classic golf tournament in 2005 and serves as co-chair of the Executive Committee for that event. The tournament has raised more than \$2.4 million in its first three years with the primary beneficiary, The Heart Institute at Virginia Mason Medical Center. Leiweke served as chairman of the 2008-2009 United Way of King County campaign, and capped the campaign with the "Climb for the Community", climbing Mt. Rainier with NFL Commissioner Roger Goodell and renowned mountaineer Ed Viesturs.

Before joining the Seahawks, Leiweke served as president of the Minnesota Wild and chief operating officer of Minnesota Sports & Entertainment (MSE). Under Leiweke's leadership, the Wild played to sellouts every game in its first six seasons.

Prior to joining the Wild, Leiweke served as the inaugural executive director of The First Tee organization, which welcomes underprivileged youth into the world of golf through the development of golf facilities throughout North America. Leiweke has also held executive positions with the PGA TOUR, the Vancouver Canucks and the Golden State Warriors. Tod, 48 (1/12/60), is a native of St. Louis, and is married, to Tara, with two children, Tyler and Tori.



Larry Miller

Larry Miller was named President and Alternate Governor of the Portland Trail Blazers NBA franchise in June 2007. Having held executive positions with some of Oregon's most recognized brands, Miller brings to the team a polished reputation of being an inspirational leader and someone who understands how to build premium businesses by establishing strong connections in the community. As President of the Trail Blazers, he is responsible for all aspects of the organization's business portfolio, including all team business and basketball activities, and the Rose Quarter. Miller reports to Vulcan Sports and Entertainment CEO, Tod Leiweke.

Since Miller joined the club, the Trail Blazers have positioned themselves to make a respectable run at an NBA title, assembling one of the league's youngest teams with arguably some of the top talents in the sport. On the business front, the team ranked third in the NBA in attendance in 2008-09 with an 11% increase in game attendance, and a 22% increase in new business revenue over the 2007-08 season. For the 2009-10 season, the

franchise celebrates a 101% season ticket retention rate to revenue, ranking third best in the NBA in number of seats renewed and over 10,200 in full season tickets, placing the organization second in the NBA. In 2008-09, the Trail Blazers' 54 wins were the sixth-most in franchise history and Portland earned a share of the divisional title for the first time since 1998-99. The 2008-09 season also continued a sellout streak of 71 straight games.

Prior to joining the Trail Blazers, Miller served as Vice President and General Manager of Nike Basketball where he was in charge of building strategies and executing plans that centered on the Jordan Brand, Nike Basketball and Converse. He was responsible for managing day-to-day operations of the Jordan Brand where he earned an exceptional track record for growing the Brand and setting the standard for athletic luxury footwear. His experience provided strong leadership for Nike's global category growth in basketball.

As President of Jordan Brand from 1999-2006, Miller led the brand through a period of strong growth as it expanded such product offerings as Women's apparel. He helped the division grow its portfolio of Team Jordan athletes and saw the Air Jordan Brand celebrate its 20th anniversary. The Jordan Brand had a continued growth in revenue during Miller's tenure and continues to have strong momentum. He originally joined the Nike team as Vice President of the U.S. Apparel division in 1997.

Before joining Nike, Miller served as President, Executive Vice President and Controller for Jantzen, Inc. He has also served as a Manager for Kraft General Foods, Assistant Controller at Philadelphia Newspapers, Inc., and held various positions with Campbell Soup.

Miller makes Portland his home, and currently serves on the board of directors for Self Enhancement Inc. ("SEI"), the Oregon Business Council, Oregon Sports Authority, and is a member of the Portland Mayor's Economic Development Cabinet. He is a passionate advocate for education and mentorship and was previously involved with the Urban League and Junior Achievement.

Miller earned his B.B.A. in Accounting from Temple University in 1982, and went on to get his M.B.A. at LaSalle University in 1985. He graduated from the Urban League Leadership Institute in 1987.





Kevin Pritchard

Kevin Pritchard was named the Portland Trail Blazers' eighth General Manager on March 29, 2007. Promoted from Assistant General Manager, Pritchard oversees all day-to-day basketball operations and player personnel decisions for the team.

Entering his sixth year in Portland, Pritchard joined the club as the team's director of player personnel prior to the 2004-05 season. He has orchestrated a number of moves that have placed the Trail Blazers under the national spotlight as one of the up-and-coming teams in the NBA, including the selection of Greg Oden, the No. 1 pick overall in the 2007 NBA Draft. An excellent talent evaluator, Pritchard was instrumental in landing 2007 NBA Rookie of the Year Brandon Roy and 2007 NBA All-Rookie First Team selection LaMarcus Aldridge as part of an NBA record six draft day trades in 2006. Over the past four NBA Drafts, the Trail Blazers have executed 16 trades under Pritchard's influence.

Placing a premium on character and hard work in building the new culture of the Trail Blazers, Pritchard's maneuvering has helped Portland land young prospects in Martell Webster, Jerry Bayless, Rudy Fernandez, Nicolas Batum, Dante Cunningham and Jeff Pendergraph, among others, since he arrived in the Rose City. Despite owning the NBA's second youngest roster, the Trail Blazers returned to the playoffs for the first time in six seasons in 2008-09 with a 54-28 record, the franchise's sixth best all-time mark. During the 2009 offseason, Pritchard utilized the team's salary cap space to acquire veteran point guard Andre Miller and re-sign two-time NBA All-Star Brandon Roy to a contract extension.

Pritchard's tenure in Portland has also included interim head coaching duties for the final 27 games of 2004-05. He took over as coach on March 4, 2005, as the franchise opted to focus on developing its young players.

Prior to joining the Trail Blazers, the Oklahoma native spent two seasons (2001-03) as a scout for the San Antonio Spurs, and was a part of the Spurs' 2003 NBA Championship team.

From 1999-2002, Pritchard served as general manager, head coach and director of player personnel for the Kansas City Knights of the ABA, winning the ABA Championship in 2001-02. A member of the 1988 Kansas Jayhawks NCAA Championship team, Pritchard is one of the University of Kansas' all-time best. He averaged 12.2 points over four seasons while starting 129 of 139 games, was an All-Big 8 selection as a senior and was named to the All-Big 8 Academic Team three times. He ranks among the Jayhawks' all-time top 10 in scoring, assists, steals and 3-pointers.

Drafted in the second round (34th pick overall) by the Golden State Warriors in the 1990 NBA Draft, Pritchard played four seasons in the NBA. In addition to the Warriors, he played for Boston, Philadelphia, Miami and Washington. Pritchard also played in Spain, Italy and Germany and spent time in the Continental Basketball Association.

Born July 18, 1967, Kevin resides in Portland and is the father to K.J. and Kendall.



Vice President, Basketball Operations



Tom Penn

Promoted to Vice President of Basketball Operations in May 2009, Tom Penn is widely known as a top “salary capologist” - an expert on the NBA salary cap and Collective Bargaining Agreement. Penn works with General Manager Kevin Pritchard on negotiating player contracts, structuring player trades, evaluating talent and managing day-to-day basketball operations. In addition, Penn works directly with players and their agents on a number of player-specific issues.

The Trail Blazers’ assistant general manager for the past two seasons, Penn came to Portland in May 2007 from the Memphis Grizzlies, where he served as assistant general manager/legal counsel since May 2000. For more than five NBA seasons in Memphis, Penn worked closely with legendary NBA executive Jerry West in player and team-related matters, as West built the Grizzlies into a playoff team.

In February 1999, Penn began his work with the Grizzlies when he joined owner Michael Heisley’s NBA acquisition team. Penn helped advise and guide Heisley through the complicated acquisition process until Heisley ultimately purchased the Vancouver Grizzlies in May 2000. Penn was then named assistant general manager of the Grizzlies.

After graduating from the University of Illinois College of Law in 1993, Penn worked as a criminal defense attorney. Six weeks after being admitted to the Illinois bar, Penn defended back-to-back jury trials of felony armed robbery and felony drug possession cases. Within two days, both juries returned not guilty verdicts, and Penn’s courtroom legal career was underway. Over the next five years, Penn successfully litigated more than 20 criminal jury trials.

As his legal career was growing, Penn simultaneously developed his expertise in professional basketball. Penn began representing basketball players as a player agent in 1994. In 1995, he founded a company that organized and performed professional basketball tours of Europe designed to help American players showcase their skills for European teams. The Upper Deck trading card company sponsored two European tours in 1997 and 1998. Fox Sports Television filmed and broadcast a documentary of the 1998 tour.

Penn graduated with honors from the University of Notre Dame in 1990. He and his wife, Melissa, are the proud parents of their daughter, Grace, and son, TJ.



ALL STANDOUT PLAYERS. BUT THEN, BLAZER FANS WOULDN'T SETTLE FOR ANYTHING LESS.

TOYOTA HAS THE BEST OVERALL VALUE
OF ANY OTHER MANUFACTURER
ON THE ROAD TODAY.



CAMRY



PRIUS



COROLLA



VENZA



HIGHLANDER



RAV4

Proud Partner of the



VISIT YOUR LOCAL TOYOTA DEALER TODAY | toyota.com

Beaverton Toyota
Broadway Toyota
Capitol Toyota
Dick Hannah Toyota

Toyota of Gladstone
Gresham Toyota
McMinnville Toyota
Royal Moore Toyota

Ron Tonkin Toyota
Wilsonville Toyota
Vancouver Toyota





Head Coach Nate McMillan

Through four seasons as Head Coach of the Portland Trail Blazers, Nate McMillan has taken one of the youngest teams in the NBA and developed it into one of the up-and-coming teams in the league. The 2008-09 regular season proved to be McMillan's finest since arriving in Portland, leading the Trail Blazers back to the NBA playoffs for the first time in six years. Portland's 54-win regular season was a 13-game improvement over the year prior and earned the Trail Blazers a share of the Northwest Division title. Portland finished the year a season-high 26 games above .500 at 54-28, the best record by a Trail Blazers team since 1999-2000, and the sixth-best record in franchise history. No small feat when you consider that McMillan's Portland side featured the second-youngest roster in the league and the first in NBA history to win 50 games with four rookies appearing in 50-plus contests. In recognition of the team's strong finish, McMillan was named the NBA's Western Conference Coach of the Month in April.

McMillan earned his 350th career victory in Milwaukee on March 21, 2009. No coach has more wins than McMillan, 360, with nine years of coaching experience or less. Among the 23 head coaches to reach the 300-win plateau during the last 20 seasons (1988-2008), only Jeff Van Gundy (42 years, 320 days on 12/04/04) and Mike Fratello (42 years, 312 days on 1/02/90) hit the milestone at a younger age than McMillan (43 years, 225 days on 3/15/08). McMillan has amassed 148 of his 360 wins in his four seasons in Portland, after gaining his first 212 wins while coaching the Seattle SuperSonics (2000-2005).

With a 41-41 record in 2007-08, McMillan guided the Trail Blazers to their first season of .500 or better since 2003-04. The nine-game win increase from the previous year was the fifth-best improvement in the NBA. McMillan, who was named of the Western Conference Coach of the Month for December of that season, was recognized for leading the team to a 13-game winning streak and a 13-2 month. The streak was the second best in the NBA that season and the second longest in Trail Blazers history. The team's winning percentage in December is the franchise's third highest, all-time.

McMillan finished his second season as head coach of the Trail Blazers in 2006-07 with a 32-50 record, an 11-game improvement from the season prior. That upswing in wins ranked third in the NBA in 2006-07 and is tied for the franchise's fourth greatest improvement, all-time.

In 2005, McMillan drew the attention of USA Basketball and was named an assistant coach on the U.S. Men's Senior National Team that captured the Gold Medal in the 2008 Olympic Games in Beijing, China. McMillan, along with head coach Mike Krzyzewski and fellow assistants Mike D'Antoni and Jim Boeheim, helped round out the coaching staff on a squad that featured NBA stars LeBron James, Kobe Bryant, Carmelo Anthony and Dwight Howard. It was announced in the summer of 2009 that McMillan and the coaching staff would return for another run together in their quest for a FIBA World Championship in 2010 and another Olympic Gold Medal in 2012.

After spending nearly two decades as a player and coach in Seattle, McMillan was introduced to Portland on July 7, 2005, as the Trail Blazers' 12th head coach. He stepped into the Trail Blazers top coaching position after capping a five-year tenure in Seattle, where he led the SuperSonics to the Northwest Division title and the league's sixth best record (52-30). Seattle made it to the Western Conference semifinals where they took eventual NBA champ San Antonio to six games before being eliminated.

Affectionately known as "Mr. Sonic" in the Puget Sound area, McMillan spent his entire 12-year NBA playing career in a Seattle uniform. After stepping down as a player, he served for two years as an assistant on head coach Paul Westphal's staff. Fifteen games into the 2000-01 season he was elevated to interim head coach. The 12th head coach in Supersonics' history, McMillan was at the time the youngest in the NBA at age 36. He made his coaching debut with a 105-93 victory over the Trail Blazers in the Rose Garden on Nov. 28, 2000, and the Sonics went 38-29 the rest of that season. The interim status was removed from McMillan's contract on Jan. 5, 2001.

The 2001-02 Seattle team posted a 45-37 regular season record and earned the seventh seed in the Western Conference Playoffs, forcing San Antonio to the series-deciding fifth game in the first round before losing.

Selected by the SuperSonics out of North Carolina State with the 30th pick in the 1986 NBA Draft, he went on to become one of the Seattle's most popular players and the franchise's all-time leader in assists and steals. He still ranks second in both categories and among the top 10 in eight other columns. Rated as one of the league's top defensive players with a hard-nosed style of play, McMillan was named to the All-NBA Defensive Second Team in 1994 and 1995. He led the league in steals in 1994-95, averaging a career-high 2.96 per game. McMillan posted a career average of 6.1 assists in 796 regular season games. On Feb. 26, 1987 vs. the Clippers, he dished out 25 assists, a league one-game rookie record he still shares with Ernie DiGregorio.

Seattle retired his No. 10 jersey in ceremonies on March 24, 1999, and in 2001 he was inducted to the National Junior College Basketball Hall of Fame. Nate led Chowan College of Murfreesboro, N.C., to the 1984 NJCAA National Tournament and was named NJCAA All-American before transferring to North Carolina State for his final two years of college.

Born Aug. 3, 1964, in Raleigh, N.C., McMillan and his wife, Michelle, have two children, Jamelle and Brittany.

NATE McMILLAN NBA HEAD COACHING RECORD

Year	Team	G	W	L	Pct.	W	L	Pct.	Finish
2000-01	Seattle	67	38	29	.567	--	--	----	5th place, Pacific Division
2001-02	Seattle	82	45	37	.549	2	3	.400	4th place, Pacific Division
2002-03	Seattle	82	40	42	.488	--	--	----	5th place, Pacific Division
2003-04	Seattle	82	37	45	.451	--	--	----	5th place, Pacific Division
2004-05	Seattle	82	52	30	.634	6	5	.545	1st place, Northwest Division
2005-06	Portland	82	21	61	.256	--	--	----	5th place, Northwest Division
2006-07	Portland	82	32	50	.390	--	--	----	Tie, 3rd place, Northwest Division
2007-08	Portland	82	41	41	.500	--	--	----	3rd place, Northwest Division
2008-09	Portland	82	54	28	.659	2	4	.333	Tie, 1st place, Northwest Division
Portland Totals		328	148	180	.451	2	4	.333	
Career Totals		723	360	363	.498	10	12	.455	



**Dean
Demopoulos**

Lead Assistant Coach

Dean Demopoulos has completed his fourth season in Portland since moving down Interstate 5 to reunite with his former boss, Nate McMillan, as lead assistant coach after serving as an assistant in Seattle for four years. Demopoulos went to the Super-Sonics in 2001 after 18 seasons of college coaching, 17 of those alongside Hall of Famer John Chaney at Temple University. Before Seattle, he served as head coach for one year at University of Missouri-Kansas City. That year, UMKC was ranked in the top 10 nationally in several statistical categories, including fewest turnovers (9.5 per game) and scoring defense (60.5 points per game). Demopoulos was an assistant under Chaney from 1983-84 through 1998-99. During that span, the Owls became a national basketball powerhouse, amassing a 393-151 (72.2%) record, making it to the NCAA Tournament 16 times and to the Elite Eight on four occasions. The run included 11 consecutive postseason appearances from 1990 to 2000. Temple won

seven Atlantic 10 Conference titles and five conference tournament crowns, and in 1987-88, finished 32-2, earning the No. 1 ranking in the final Associated Press, UPI and USA Today/CNN polls. Fourteen Temple players went to the NBA during his tenure at the Philadelphia school. Born March 29, 1954, in Philadelphia, Demopoulos graduated from West Chester State in 1977 with a degree in comprehensive social sciences. He coached at Kennett, Pa., H.S. one year before joining John Chaney's staff. He and his wife, Pam, have a daughter, Allie, and a son, James.



**Monty
Williams**

Assistant Coach

Having finished his fourth season on the Trail Blazers bench, Monty Williams is considered one of the promising young coaches in the NBA. Head Coach Nate McMillan charged Williams with running the team's 2007 and 2008 entries into the NBA Summer League in Las Vegas. The two teams featured young Trail Blazers prospects Greg Oden, LaMarcus Aldridge, Petteri Koponen, Jerryd Bayless and Nicolas Batum. Prior to joining the Trail Blazers, he earned a ring as a coaching staff intern with the NBA champion San Antonio Spurs in 2004-05, and during the summer of 2005, coached the Spurs' summer league entry in the Rocky Mountain Revue. Williams was a 10-year veteran of the NBA before chronic knee problems forced him into retirement in 2003. Selected by New York in the first round (24th pick overall) in the 1994 NBA Draft out of Notre Dame, Williams played for the Knicks, San Antonio, Denver, Orlando and Philadelphia. His best season was with the Spurs in

1996-97, when he averaged 9.0 points, 3.2 rebounds and 1.4 assists in 65 games and shot 50.9% from the field. Williams was a 6.3 ppg scorer in 456 career NBA games. He was an honorable mention All-American at Notre Dame after averaging 22.4 points and 8.4 rebounds during his senior season. Williams was away from basketball for two years during college (from 1990 to 1992) after being diagnosed with hypertrophic cardiomyopathy, a rare condition of thickened muscle between the chambers of the heart. He earned a degree from Notre Dame's College of Arts and Letters, majoring in communications and theatre and was a 4.0 student at Potomac High School in Oxon Hill, Md. Active in the Fellowship of Christian Athletes, he was involved with fellow NBA guard Charlie Ward in distributing shoes and athletic equipment to impoverished communities in South Africa. He and his wife, Ingrid, are the parents of four children.





Maurice Lucas

Assistant Coach

“Luuuuuuuke!” The fan chant so familiar in Memorial Coliseum during the Trail Blazers’ 1977 glory days can be heard again in the Rose Garden as Maurice Lucas enters his sixth season as assistant coach in 2009-10. He previously served as an assistant during the 1988-89 season. Lucas, who took 17 years off from full involvement in basketball to help raise his family, reunited with McMillan when he returned to the Trail Blazers in 2005. Lucas was a seasoned veteran with the Seattle SuperSonics in 1986-87, the year McMillan entered the league as a rookie guard. A two-time All-Star in the American Basketball Association, Luke came to the Trail Blazers as the second pick in the 1976 ABA dispersal draft. Experts say the acquisition was the final piece needed in the construction of the team that won the championship in the franchise’s first post-season appearance. Known as “The

Enforcer,” Lucas teamed with center Bill Walton for one of the league’s most feared combinations around the basket. He led Portland in scoring that title year, averaging 20.2 points a contest and was second to Walton in rebounding with 11.4 boards per game. All-NBA second team in 1977-78 and twice All-NBA Defense—first team in 1977-78 and second in 1978-79—he was a five-time All-Star game participant, three of those while wearing Trail Blazers colors. Traded to New Jersey in the middle of the 1979-80 season, he also played for New York, Phoenix, the L.A. Lakers and Seattle before finishing his 14-year professional career back in Portland in 1987-88. He averaged 15.6 points and 8.7 rebounds in 330 games as a Trail Blazer and 14.4 points and 8.8 rebounds during an 855 game NBA career. Lucas’ number 20 was officially retired by the Trail Blazers in 1988. He played for Al McGuire at Marquette University and led the school to the 1974 NCAA Championship Finals. He scored 21 points and had 13 rebounds as Marquette lost to North Carolina State in the title game. Lucas serves as member of the board of the NBA Retired Players Association and has been involved in a number of successful business ventures in the Portland area. He lives in Portland with his wife, Pamela.



Joe Prunty

Assistant Coach

Joe Prunty enters his second season as an assistant coach with the Portland Trail Blazers and his 14th season in the NBA. Prunty served as an assistant coach with the Dallas Mavericks from 2005-08, during which the team went 178-68, including a trip to the NBA Finals in 2006. He spent nine seasons with the San Antonio Spurs. During his time with the Spurs, the team won three NBA Championships (1999, 2003 and 2005). Prunty joined the Spurs as the assistant video coordinator in the summer of 1996, before being named an assistant coach at the University of San Diego in April of 1997. He returned to the Spurs as the video coordinator in 1997-98 and was promoted to assistant coach/video coordinator during the summer of 2000. Then in 2002-03, he was promoted to assistant coach/advance scout. Entering the 18th year of his coaching career, Prunty has also coached

on the high school and collegiate levels. He began coaching in 1992 at the University of San Diego High School and then St. Augustine High School. While at USDHS, he coached both the Lakers’ Luke Walton and former Cubs pitcher Mark Prior. Since joining Portland, Prunty has served as head or assistant coach of the Trail Blazers’ summer league team. From 2005-2007 Prunty coached the Mavericks summer league team, and from 1999-2004 he was either head or assistant coach for the Spurs’ summer league squad. The Sunnyvale, Calif., native has also worked a wide variety of summer camps, including NBA Basketball Without Borders Europe in Turkey, NBA Developmental Camp in Indonesia, NBA Fit Camps in China, ABCD camp, Superstars, Pepperdine University, and University of San Diego. Prunty played his collegiate ball at De Anza College in Cupertino, Calif. He earned a bachelor’s degree in speech communications from California Poly San Luis Obispo in 1991. He and his wife, Laura, were married in the summer of 2002 and are expecting their first child this year.





Bill Bayno

Assistant Coach

Bill Bayno tips-off his fourth season on the Trail Blazers bench after joining the team as an assistant coach in 2006, following two years as an international and collegiate scout for the organization. Before joining the club, Bayno served as a consultant to the Caguas Criollos of the National Superior Basketball League of Puerto Rico in 2004 and worked closely with Peter John Ramos, who was drafted later that year by the Washington Wizards. Bayno was the head coach of the 2003 CBA Champion Yakama Sun Kings for one-and-a-half seasons (2002-03). In 2002, as the head coach of Talk 'n Text of the Philippine Professional Basketball Association, Bayno won the regular season title and led his team to the final round of the playoffs where they lost in the final game. Former Trail Blazer Richie Frahm was also a member of that team. The New York native also experienced success as the head

coach at UNLV from 1995-2000. Bayno's Runnin' Rebels won four conference championships (two regular season and two conference tournament) and earned four postseason berths. His resume also includes assistant coaching positions under University of Kentucky Head Coach John Calipari at Massachusetts in 1988-95; Naismith Basketball Hall of Fame coach Larry Brown at Kansas in 1986-87; and P.J. Carlesimo at Seton Hall in 1985-86. Bayno coached future NBA players Shawn Marion, Keon Clark and Tyrone Nesby at UNLV; Marcus Camby at Massachusetts; Danny Manning at Kansas and Mark Bryant at Seton Hall. The 1985 Sacred Heart University (Fairfield, Conn.) product earned NCAA Division-Two All-America honors and participated in the New York Knicks' free agent camp in 1985. Bill is the father of two foster children from Las Vegas, Betty and Semaj.



Kaleb Canales

Assistant Coach

Promoted to assistant coach in September 2009, Kaleb Canales is entering his sixth season with the Trail Blazers. Canales works closely with Portland's young roster on fundamentals and the development of basketball skills. He has also served as an assistant coach for the team's NBA Summer League entries in each of the last three seasons. Canales joined the Trail Blazers as a video intern in 2004, and spent the next three seasons as the team's video coordinator, where he prepared scouting video for coaches and developed the team's information technology. Prior to the 2008-09 season, Canales continued his rise within the organization when he was promoted to assistant coach/video coordinator. Before joining the Portland staff, Canales spent the 2003-04 season at the University of Texas-Arlington as an assistant coach for the men's basketball program. In 2002-03, Canales was an assistant coach

for the boy's basketball team at United High School in Laredo, Texas. Born in Laredo, Canales earned his master's degree in sports leadership from Virginia Commonwealth University and his bachelor's degree in kinesiology with a minor in Spanish from the University of Texas-Arlington. Canales is the son of Victor and Alicia Canales, and has a sister, Chantall.





Jay Jensen

Head Athletic Trainer

Only the fourth athletic trainer in Trail Blazers history, Jay Jensen finished his 20th season in the NBA and his 15th in Portland in 2008-09. Before joining the Trail Blazers at the start of the 1994-95 season, Jensen spent five years as the head trainer for the Minnesota Timberwolves. Previously, he served two years as head basketball trainer at USC and also worked for five years as assistant trainer with the Los Angeles Rams in the NFL. He served as the trainer for the Western Conference team at the 1994 NBA All-Star Game. Jensen holds bachelor's degrees in physical education, health and physical therapy from Loma Linda University in California. He is one of just four trainers in the NBA who is both a certified athletic trainer (A.T., C.) and a registered physical therapist (R.P.T.). He is a certified member of the National Athletic Trainers' Association, California Athletic Trainers Association and the American Physical Therapy Association.



Geoff Clark

Assistant Athletic Trainer

Geoff Clark completed his 11th season with the Trail Blazers in 2008-09. He came to Portland following an eight-year stint in Yakima, Wash., at an outpatient physical therapy clinic where he was assigned to the CBA's Yakima Sun Kings as head athletic trainer. Prior to his tenure in basketball, Clark spent four seasons as an athletic trainer within the Los Angeles Dodgers minor league system. Clark is NATA Board Certified as an Athletic Trainer (ATC), holds NASM credentials in Performance Enhancement (PES) and Corrective Exercise (CES), and is certified as a strength and conditioning specialist (CSCS) by the NSCA. Along with his medical duties, Clark oversees all team equipment needs, acts as liaison to the visiting team and referees, coordinates the team attendant staff, and schedules road practices. He also assumes a lead role with the Trail Blazers NBA Summer League teams during

the offseason. A graduate of Sprague High School in Salem, Ore., Clark received his B.S. from Oregon State University in 1990. He was the recipient of the CBA Trainer of the Year award in 1995, served at the 1996 Centennial Olympics in Atlanta and was a member of the USA Men's Basketball gold medal-winning team at the 1997 Tournament of the Americas in Uruguay. He and his wife, Alisa, enjoy time with family and experiencing the Pacific Northwest.



Bob Medina

Strength & Conditioning Coach

Bob Medina enters his 13th season as the team's strength and conditioning coach in 2009-10. Before joining the Trail Blazers' staff at the start of the 1997-98 season, he served in a similar capacity with the Seattle SuperSonics for five years. Medina began his career in the strength and conditioning field at UNLV, serving for three years as a full time assistant. From 1985 through 1988 he worked as an undergraduate assistant, developing athletes in all sports. Medina has written articles for several publications for the National Strength and Conditioning Association, and, along with several members of the National Basketball Strength and Conditioning Coaches Association has been a contributing author in the books, "Condition the NBA Way" and "NBA Power Conditioning." He has also helped with a third book and was a contributing author in "Chicken Soup for the Basketball Lovers Soul." Medina has

a bachelors degree in athletic training with a minor in health education from UNLV. He was inducted along with the 1990 UNLV National Champion Basketball Team into the Southern Nevada Sports Hall of Fame in 2001. A hydration advocate, Medina works several camps and clinics throughout the summer as well as traveling to workout with the Trail Blazers players in their hometowns. Bob's greatest enjoyment is spending time with his wife, LeeAnn, and their family.





**Bradley
Weinrich**

Director, Basketball Operations

Bradley Weinrich begins his 12th season with the Trail Blazers. In his role as Director of Basketball Operations, Weinrich directs the daily operations of the basketball department and oversees the administration of the Trail Blazers Practice Facility. Weinrich's duties also include finance/accounting, agent relations, NBA league office correspondence, team travel management, basketball-related research and preseason scheduling. He previously served as the Trail Blazers' basketball operations manager and as the scouting services assistant. Weinrich, a graduate of Loyola Marymount University in Los Angeles, also has NBA experience with the Los Angeles Lakers and the Seattle SuperSonics.



Tim Grass

Video Coordinator

Tim Grass was promoted to the position of video coordinator in September 2009 after spending the previous two seasons as assistant video coordinator. Grass' responsibilities include preparing scouting video for pregame, in-game and postgame meetings for coaches and players and managing the recording and editing of all Trail Blazers' games, opponents and international contests. He previously served as assistant video coordinator for the Houston Rockets in 2006-07 and assistant video intern for the Trail Blazers in 2005-06. In the summers of 2004 and 2005, Grass assisted with the Coca-Cola Global Games in Dallas. A native of Waukesha, Wis., Grass earned his B.S. in Graphic Communication Management with a minor in Coaching from the University of Wisconsin-Stout in 2003 and his M.S. in Exercise and Sport Science from the University of Wisconsin-LaCrosse in 2006.



**John
Townsend**

Shooting Coach

John Townsend enters his third full season as the Trail Blazers Shooting Coach in 2009-10. Townsend works with players to develop better shooting habits through teaching, video analysis and repetition. He spent five seasons (2002-06) as a basketball shooting coach of the NBA Development League. Numerous NBA teams have hired Townsend to help individual players on their jump shot, free throw and 3-point shot. The list of 65 NBA players he's helped includes Charlie Bell, Smush Parker, Kirk Snyder, Matt Carroll, Ime Udoka, Dwight Howard, Tony Delk, Mikki Moore and Ben Wallace. A 1995 graduate of Ball State, Townsend also worked as a consultant for the Yakima Sun Kings of the CBA for the 2002-03 season, and as a shooting coach at the NBA Players Association Top 100 Camp in 2005 and 2006. John and his wife of seven years, Brooke, have a two-year-old daughter, Billie Fe.





Michael Born

Director, NBA Scouting

Michael Born is entering his third season as the Trail Blazers' Director of NBA Scouting. Prior to that, Born spent three seasons as a domestic scout for the team. Born attends games on the NBA, minor league, and international levels to evaluate talent for trades and free agency, along with prospective draft picks. Born has extensive coaching and player personnel experience, including stops at Grand View College (1991-93); Pella Windows Exhibition, a college touring team that won two AAU Men's National Championships (1993-2001); the Des Moines Dragons of the IBA, which won a title in 2000 (1997-2001); the Kansas City Knights of the ABA, where he served as associate head coach and won a championship with Kevin Pritchard (2001-02); and the NBA D-League Huntsville Flight (2002-04). Born played at the University of Nebraska at Omaha (1984-86) before transferring to Iowa State (1987-1989). He helped lead

the Cyclones to two NCAA tournament berths and was co-captain his senior season. While at ISU, where he received his degree in art and design, Born played against Pritchard at Kansas. After college, he played in France and Germany (1989-90) and with the IBA Des Moines Dragons (1997-1999). Born on Jan. 13, 1966, he and his wife, Vicki, are the proud parents of Amron, Bowen, and Redek.



Chad Buchanan

Director, College Scouting

Chad Buchanan enters his third season as the Trail Blazers' Director of College Scouting. Previously, Buchanan spent three seasons as a domestic scout for the team. A native of Des Moines, Iowa, Buchanan oversees all college, international and high school scouting. In addition, he manages the continued development of scouting database content, organizes all pre-draft workouts and assists in NBA player evaluation. Buchanan served for two seasons as a graduate assistant for the University of Iowa men's basketball team before becoming an assistant coach for Simpson College from 1997-2002. In 2002, he was an assistant coach and assistant director of player personnel for the Kansas City Knights (ABA), before returning to the college ranks as an assistant coach at Drake University from 2003-04. Buchanan played both baseball and basketball for four years at Simpson College prior to receiving his master's in athletic administration from the University of Iowa. Born on Sept. 13,

1972, Chad and his wife, Melanie, are the parents of Treyson and reside in Tualatin.



Hersey Hawkins

Director, Player Development

Hersey Hawkins joins the Trail Blazers in 2009-10 as Player Development Director. A 13-year NBA veteran, Hawkins brings a wealth of professional experience to the position, where he serves as a critical resource of support for the players' professional, social and personal development. Hawkins is responsible for building strong relationships with the players as well as their families, agents and business associates. He also works closely with basketball operations, player representatives and the Trail Blazers' business departments to help build and maintain strategic partnerships. Hawkins' illustrious playing career included NBA All-Rookie honors in 1989, an All-Star appearance in 1991, a trip to the NBA Finals in 1996 and the NBA Sportsmanship Award in 1999. Known as a sharp-shooter from the perimeter, Hawkins ranks among the NBA's all-time leaders in three-pointers made (1,226) and three-point percentage (.394). The Bradley University star is one of just seven

NCAA Division I men's basketball players to score 3,000 career points. Hawkins' 36.3 points per contest as a senior led the nation. Since retiring from the league in 2001, Hawkins has worked as a TV analyst for both NBA and college broadcasts. He has coached all three of his sons, Brandon, Corey and Devon, as an assistant at Estrella Foothills High School in Goodyear, Ariz., since 2006. Hawkins and his wife, Jennifer, have been married for 21 years.





J.E. Isaac

Senior Vice President, Business Affairs

J.E. Isaac is in his 20th year with the Portland Trail Blazers. His responsibilities include contract administration, government relations, civic affairs, real estate and business development, planning and special projects. He joined the Trail Blazers in 1989 as Director of Game Operations/Merchandising. Previously, he headed his own artists management firm and practiced law in Orlando and Portland. Isaac holds a business degree from the University of Kentucky and is a graduate of the Florida State University College of Law. He is the President of the Pioneer Courthouse Square board, Chair Elect of Travel Portland and Treasurer of the Portland Business Alliance. He also serves as the Vice Chair of the Citizens Crime Commission and the Lloyd Business Improvement District and serves on

the Portland Streetcar board. J.E. lives in Southwest Portland with his wife, Betty. His son Joey is a junior at the University of Oregon.



Mike Fennell

Senior Vice President, General Counsel

Mike Fennell is the Senior Vice President and General Counsel for the Trail Blazers, and has been the team's general counsel since 1992. Fennell, who assists with all of the Trail Blazers legal matters including providing support on player contract negotiations and other team-related issues, also serves as general counsel for other Paul Allen affiliates that operate in Portland. Previously, Fennell was a partner in the law firm of Foster Pepper & Shefelman and was one of the attorneys who represented Paul Allen when he acquired the team in 1988. Fennell holds a bachelor of science in business administration from the University of Oregon and is a graduate of the University of Oregon Law School. His community involvement has included serving on several boards, among them the Ronald McDonald House

Charities of Oregon and Southwest Washington; the University of Oregon Law School Alumni Board; the American Red Cross-Oregon Trail Chapter; the Oregon Leukemia Society of America, and the Multnomah Metro Family YMCA. Mike and his wife, Marlena, have two daughters, Victoria and Elizabeth.



Sarah Mensah

Senior Vice President, Chief Marketing Officer

Sarah Mensah is a 16-year veteran of the Trail Blazers. Mensah was appointed to the position of SVP Chief Marketing Officer in August of 2008. In her current role as SVP CMO, Mensah oversees all day-to-day management of the team's revenue and brand management operations, including ticket sales and service, corporate sales and service, suite sales and service, marketing, communications, community relations, broadcasting, game operations & digital communications. Mensah is credited for her success in assisting the Trail Blazers to revive its brand and financial viability. Under her leadership the team has launched many successful widely recognized ventures such as the "Rise with Us" campaign. As a result in part from her efforts and leadership, the team has experienced sequential

years of rapid revenue growth and fan affinity. In 2008 the Portland Business Journal recognized Mensah with an Orchid award, given to outstanding women in business. Mensah joined the Trail Blazers staff as a corporate sales manager in 1993 and has been promoted to positions of increasing responsibility within the company ever since. Before joining the Trail Blazers, she worked in radio sales for Portland stations KINK and KUFO. She began her career in television production at KGW-TV. Mensah is a Portland native who holds two degrees from the University of Oregon, one in journalism and one in telecommunications. Mensah is a dedicated Oregonian and as such is an active participant on many local boards. She is the chair of the Portland Schools foundation board. Additionally she sits on the board of directors for the Portland children's museum, the Oregon Sports Authority, the NW Autism Foundation, and has only just ended a six-year term of service to the board of the Urban League. Most recently, Mensah was appointed by the labor commissioner to serve on the Oregon commission on civil rights. Additionally, she co-founded the first Portland chapter of the National Association of Black Sports Professionals. The mother of an autistic child, Mensah is a passionate advocate for local and statewide efforts supporting autism research and awareness. Mensah resides in Portland with her 10-year-old son Davis.



Gregg Olson

Senior Vice President, Chief Financial Officer

Gregg Olson continues in his role as Senior Vice President and Chief Financial Officer for his seventh NBA season. Named 2009 CFO of the Year in the large private business category by Portland Business Journal, Olson directs day-to-day activities for the Trail Blazers' finance department, and has instituted solid financial budgeting and reporting systems allowing for more effective business management. He oversees all human resource functions and activities, and negotiates management of all employee benefits programs. Additionally, he directs all areas of risk management and oversees the information technology department. Before joining the Trail Blazers organization, he was Executive Vice President and Chief Financial Officer of the National Hockey League's San Jose Sharks. He also

served as alternate governor for the Cleveland Barons, the Sharks' top development affiliate in the American Hockey League, and as a member of the NHL's insurance committee. Olson began his sports management career in 1985 as director of finance for the Cleveland Indians. Promoted to vice president of finance in 1987, he was with the Cleveland organization for ten years and was part of the team that helped plan and develop Jacobs Field. Olson currently serves on the board of Junior Achievement. In 1988, he was honored as an "Outstanding Young Man of America." Raised in Akron, Ohio, Olson graduated magna cum laude from Baldwin-Wallace College in Ohio in 1982 with a degree in business administration and accounting. Gregg and his wife, Karen, are the proud parents of Nicholas and Alyssa, and reside in Portland.





**Michele
Daterman**

Vice President, Marketing

Michele Daterman was promoted to Vice President of Marketing in June 2007. Entering her 15th season with the Trail Blazers, Daterman previously served as director of marketing. In her current role, Daterman oversees all marketing for the Trail Blazers, including brand direction, creative development and fan experience. Daterman holds a Bachelor of Science in Organizational Communications from the University of Portland and is earning an MBA through the Oregon Executive program. As a travel enthusiast, her favorite experiences include trips to Italy, Spain and France. Michele resides in Portland with her husband David, who was part of the management team during design and construction of the Rose Garden Arena.



Chris Dill

Vice President, Chief Information Officer

Chris Dill is in his 21st year with the Trail Blazers. Dill worked for five years with Tektronix before coming to the organization in 1989 as computer support specialist/telecommunications manager. Dill has served as the lead for the information technology team for the past nine years and is currently the Vice President and Chief Information Officer. Dill strives to be a forward looking technologist and business person and has made a reputation for himself as a true leader in streamlining operations while with the Trail Blazers organization. Dill is a strategic thinker who is always looking for effective ways to apply technology to help solve business problems. Within the IT community, Dill serves on numerous committees and leadership groups, and is often sought to speak on various technology topics. Dill was recently given the Oregon IT Executive of the Year Award

for private companies at the 2009 InnoTech CIO Summit. Dill is a long time Blazers fan and avid bike rider. Chris resides in Lake Oswego with his wife, Penny, and daughter, Sierra.



Tom Fletcher

Vice President, Corporate Partnerships

Entering his seventh season with the Trail Blazers, Tom Fletcher was promoted to Vice President of Corporate Partnerships in June 2009 after holding the previous title of Sr. Director in the department. In his role with the team, Fletcher oversees the creation of all corporate marketing partnerships that include media, signage, promotions and merchandising for the Trail Blazers and Rose Garden Arena. Fletcher was an academic all-conference football player at San Diego State who received the National Football Foundation Scholar Athlete of the Year award before going on to play as a longsnapper in preseason for the Seattle Seahawks and Oakland Raiders. A board member of Salmon Creek Little League, Fletcher also donates his time as an auctioneer for local charities and was recently accepted into the 2009 Leadership Portland program through the Portland Business Alliance. A native of San Marcos, Calif., Fletcher resides in Vancouver, Wash.,

with his wife, Tamy, and children, Thomas (11) and Molly (9).



Cheri Hanson

Vice President, Basketball Communications

In her role as the team's Vice President of Basketball Communications, Cheri Hanson oversees the team's communications efforts with regards to the team and basketball operations personnel. Hanson came to Portland in June 2007 after spending eight seasons as director of public relations for the Milwaukee Bucks. Hanson tipped off her NBA career in Portland at age 11 in 1974, when she ran statistics for her father, John White. White was the Trail Blazers' original publicity director. After 10 years in Portland, Hanson joined Golden State as publicity director in 1985. Following four seasons with the Warriors, Hanson became the NBA's assistant director of media relations in New York. She then joined the Seattle SuperSonics in 1992 before becoming the Bucks' director of public relations in 1999. Cheri and her husband David - both Portland natives - are the proud parents of two boys, Nicholas (5) and Kyle (4).





**Traci
Reandeau**

Vice President, Human Resources

Traci Reandeau has guided human resources at the Trail Blazers since 1994. Reandeau graduated from the University of Portland and moved cross-country to Berlin, N.H., to begin her career in human resources for James Rivers Corporation. Her career with James River took her south to Louisiana and then to Alabama. The chance of employment with the Trail Blazers provided an opportunity for her to return to her native Oregon roots and work for the team she followed and supported in her youth. Reandeau is certified as a Senior Professional in Human Resources. An advocate for youth and education, she volunteers as a reader for SMART and is an active board member for both Albina Head Start and Open Meadow Alternative Schools. Traci was a member of the inaugural class of Leadership Portland in 2003. In August 2007, Morton's Steakhouse awarded her the Woman of Spirit award for her work in the community. She enjoys traveling, cooking, wine tasting, and Oregon's many outdoor activities.



Traci Rose

Vice President, Community Relations & Corporate Communications

Traci Rose, with the organization since 1986, is the team's Vice President of Community Relations and Corporate Communications. Rose oversees the organization's community involvement, youth basketball outreach, and alumni relations as well as administration of the Trail Blazers Make It Better Fund and NBA Cares community agenda. She also manages the team's business and community public relations efforts and internal communications. Rose earned her certificate of Corporate Community Involvement from the Center for Corporate Citizenship at Boston College. She serves on the Board of Directors for Albina Head Start, the Urban League of Portland and Camp Fire USA Portland Metro Council. Rose is a member of the Mayor of Portland's Education Cabinet and Hands On Greater Portland's Community Ambassador Board. Traci and her husband, Pat, live in Portland with their two children, Jacob and Margaret.



**Dick
Vardanega**

Vice President, Digital Entertainment

Dick Vardanega, a veteran of television producing and directing in the Portland area, begins his 13th year with the Trail Blazers. Vardanega joined the organization in 1995 as production manager for Post Up Productions. In 2000, he was promoted to director of broadcasting for the Trail Blazers and the Oregon Arena Corporation. Vardanega was elevated to his current position in 2002. Vardanega is a Portland native, graduating with a bachelor of science degree in speech communications from Oregon State University. As an OSU alumnus, he is on the advisory board for the School of Liberal Studies' New Media department. He is also involved as a member of the board of directors of the American Red Cross local Lewis & Clark chapter and also participates as a volunteer with the Red Cross Disaster Action Team program. He is also a volunteer in the SMART program at Sabin Elementary School. Dick and his wife, Nancy, have a son, Nick, and daughter, Katie.





**COLD AS THE
ROCKIES**

**PROUD PARTNER
OF THE
PORTLAND
TRAIL BLAZERS.**



**THE WORLD'S MOST
REFRESHING BEER.™**



**GREAT BEER
GREAT RESPONSIBILITY™**

©2009 COORS BREWING COMPANY
GOLDEN, COLORADO 80401 • BEER • CCL02529509



2009-10 TRAIL BLAZERS STAFF



Heather Acevedo
Executive Assistant/
Office Manager



David Bamford
Inside Sales
Representative



Greg Bauman
Inside Sales
Representative



Blaze
Trail Cat



Todd Bosma
Director of Game
Operations



Chris Bowles
Community
Development Director



Brian Bredeson
Inside Sales
Supervisor



Nate Brown
Premium Sales Manager



David Buckley
Merchandise Manager



Dawn Buckwalter
Accounts Receivable
Coordinator



Lisa Burke
Senior Accountant



Alice Carrick
Receptionist



Chuck Charnquist
Historian and Archivist



Debbie Chitwood
Director of Business
Operations



Bill Christensen
Senior Financial Analyst



Graham Clancy
Account Sales Manager
Group Ticket Sales



Alisa Clark
Executive Assistant
to the President



Christy Clinard
Associate Counsel



Daniel Cole
Warehouse/Internet
Coordinator



Brian Conkle
Computer Support
Manager



Chris Cook
Senior Director of
Database Marketing and
Ticket Operations



Joe Cronin
Scout/Basketball
Operations Information
Manager



Pat Cummins
Computer Support
Specialist



Jeff Curtin
Associate Producer/
Director



Brittany Davidson
Community Relations
Coordinator



Joanna De Peralta
Season Ticket
Service Manager



Patti DeCoursey
Business Assistant



Jack Dellert
Mascot Coordinator



Athena Demas
Group Experience
Manager



Mychal Deming
Inside Sales
Representative



Joe DiBello
Sales Manager



Pam Donegan
Team Concierge



Wyndell Durham
Practice Facility
Security Agent



Hannah Eggert
Ticket Operations
Coordinator



Scott Esplin
Account Sales Manager
Season Ticket Sales



Bill Evans
Director of Corporate
Communications



James Falvey
Director of
Season Sales



Steve Farnsworth
Database Marketing
Coordinator



Jason Filippi
International Scout



Meggie Finn
Production Coordinator



Carrie Fitzwater
Service Manager



Ryan Flaherty
Creative Director



Ryan Gibson
Premium Sales Manager



Linda Glasser
Controller



Jennifer Glickman-Hett
Sales Manager



Shevaun Good
Premium Sales Manager



Larry Greer
Advance Scout



Cindi Gross
Season Ticket
Service Manager



Aaron Grossman
Basketball
Communications Intern



Beth Hancock
Executive Assistant
to the General Manager

2009-10 TRAIL BLAZERS STAFF



Robert Hanlon
Database Manager



Dan Harbison
Director of Interactive
Marketing & Media



Rosy Harris
Lead Designer



Albert Hensley
Photographer/Editor



Casey Holdahl
Website Content Manager



Geri Holden
Payroll Manager



Kilynn Honiotes
Service Manager



Phil Horn
Director of Group Sales



Tyler Howell
Senior Director
of Ticket Sales



Teresa Howes
Director of Season
Ticket Services



Jennifer Ing
Game Operations
Manager



Joe Isse
Account Sales Manager
Group Ticket Sales



Mike Janes
Director of Engineering
& Technical Operations



Ian Jaquiss
Basketball Outreach
Director



Anna Jesse
Ticket Services
Coordinator



Marc Johnson
Account Sales Manager
Season Ticket Sales



Jamie Keller
Inside Sales
Representative



Sean Kiely
Basketball Operations
Information Assistant



Scott Knies
Suite Service
Coordinator



Kim Koenig
Brand Manager
Corporate Partnerships



Kris Koivisto
Communications
Coordinator



Kristin Kolasinski
Assistant Director of
Suite Service



Hue Lam-Sullivan
Human Resources
Coordinator



Brooke LaSalle
Season Ticket
Service Manager



Donovan Le
Network Systems
Manager



Alexis Lee
Marketing Operations
Manager



Richard Leininger
Account Sales Manager
Season Ticket Sales



Kari Lockhart
Senior Ticket Operations
Coordinator



Aaron Marshall
Season Ticket
Service Manager



Doc Martin
College Scout



Joe Matheson
Digital Sales Manager



Kathleen McAteer
Season Ticket
Service Manager



Carrie McCain
Benefits & Recruitment
Manager



Colin McCall
Brand Coordinator



Chris McMurtry
Broadcast Director



Finnian McNeff
Human Resources
Coordinator



Craig Miller
Director of Events
Presentation



Mario Milosevic
Graphic Designer



Brent Misfeldt
Traffic Manager



Jonathan Monks
Season Ticket
Service Manager



Kim Monroe
Service Manager



Trevor Monroe
Service Coordinator



Alissa Moore
Community Programs
Manager



Matthew Moritz
Administrative Assistant
Business Affairs



Cheryl Mueller
Assistant Director of
Ticket Operations



Dino Murphy
Season Ticket
Service Manager



Mike North
Account Sales Manager
Group Ticket Sales



Ashley O'Hollaren
Account Sales Manager
Season Ticket Sales



Billie Olson
Production Manager



Karen Olson
Ticket Operations
Coordinator

2009-10 TRAIL BLAZERS STAFF



Lou Pallotta
Telecommunications
Manager



Janice Parker
Business Affairs
Manager



Rich Patterson
Network Radio
Coordinator



Andi Peterson
Inside Sales
Representative



Jason Racette
Corporate Ticket
Sales Manager



Caroline Rich
Motion Graphics
Designer



Traci Richardson
Senior Director
of Marketing



Todd Ricksger
Season Ticket
Service Manager



Becky Robbins
Service Manager



Julie Robbins
Director of Service



Collin Romer
Basketball
Communications Manager



Rhonda Rosemus
Executive Business
Assistant



John Ross
Assistant Video
Coordinator



Paul Rothschild
Account Sales Manager
Group Ticket Sales



Chico Salas-Lopez
Security and Practice
Facility Manager



Michelle Schoonover
Accounts Payable
Coordinator



Steve Scott
Sales Manager



Tim Sexton
Sales Manager



Allison Simons
Season Ticket
Service Manager



Jim Sleeper
Advance Scout



Toni Smith
Receptionist



Ann Sousely
Assistant Controller



Lori Spencer
Internal Ticketing
Director



Adrian Stelly
Basketball Outreach
Coordinator



Lisa Swan
Account Sales Manager
Group Ticket Sales



Jim Taylor
Director of Basketball
Communications



Sumi Thaveettil
Receptionist



Erin Thompson
Brand Coordinator



O'Neal Turner
Inside Sales
Representative



Damir Tuka
Interactive Specialist



Tia Vincent
Sales Manager



Caitlin Volkman
Interactive Manager



Blake Wehling
Account Sales Manager
Group Ticket Sales



Lisa Weitzel
Heritage Services
Manager



Karen Wiatrowski
Director of Retail



Jeff Wilhelms
Director of
Inside Sales



Bruce Williams
Technical Manager



Kevin Williams
Sales Manager



Alex Wilson
Club House Attendant



Matt Wilson
Equipment Manager



Michelle Woodard
Performance Teams
Manager



Scott Zachry
Executive Producer




Amy Zuckerman
Human Resources
Systems Manager

NOT PICTURED:

Dave Barberis, Brandon Bateman, Arthur Cristobal, Kevin Hart, Linus Oey, Adetokunbo Okedara, Thaly Parga, James Riley, Lorenzo



The
 **PLAYERS**





THROWIN' DOWN
PRICES

BI-MART

Visit one of 19 Portland-Metro area Bi-Mart membership department stores near you.
Lifetime family membership at Bi-Mart is just \$5.

ALOHA 5975 S.W. 185th Ave. BEAVERTON 4750 SW Western Ave. DAMASCUS 20000 S.E. Hwy 212 FOREST GROVE 3225 Pacific Ave.
GRESHAM 2800 N.E. Hogan Dr. HILLSBORO 2075 S.E. Tualatin Valley Hwy. McMINNVILLE 1635 S. Baker MOLALLA 514 West Main
NEWBERG 2900 Haworth OREGON CITY 1813 Molalla Ave. PORTLAND 17108 S.E. Powell, 4315 S.E. Woodstock, 12321 N.E. Halsey
SANDY 36859 Hwy. 26 TIGARD 13500 S.W. Pacific Hwy., #70 WOODBURN 1600 Mt. Hood Ave. WASHOUGAL 3003 Addy St.
ORCHARDS 11912 N.E. Fourth Plain Blvd. VANCOUVER 2601 Falk Rd.

2009-10 TRAIL BLAZERS ROSTER



NO.	NAME	POS.	HT.	WT.	BORN	YRS.	FROM
12	LaMarcus Aldridge	F/C	6-11	240	7/19/85	3	Texas
88	Nicolas Batum	F	6-8	210	12/14/88	1	France
4	Jerryd Bayless	G	6-3	204	8/20/88	1	Arizona
2	Steve Blake	G	6-3	172	2/26/80	6	Maryland
33	Dante Cunningham	F	6-8	227	4/22/87	R	Villanova
5	Rudy Fernandez	G/F	6-6	170	4/4/85	1	Spain
6	Juwan Howard	F	6-9	250	2/7/73	15	Michigan
24	Andre Miller	G	6-2	200	3/19/76	10	Utah
52	Greg Oden	C	7-0	270	1/22/88	1	Ohio State
25	Travis Outlaw	F	6-9	218	9/18/84	6	Starkville HS (Miss.)
31	Jeff Pendergraph	F	6-9	240	4/29/87	R	Arizona State
10	Joel Przybilla	C	7-1	255	10/10/79	9	Minnesota
7	Brandon Roy	G	6-6	211	7/23/84	3	Washington
23	Martell Webster	G/F	6-7	235	12/4/86	4	Seattle Prep (Wash.)

HEAD COACH	NATE McMILLAN (NORTH CAROLINA STATE)
LEAD ASSISTANT COACH	DEAN DEMOPOULOS (WEST CHESTER)
ASSISTANT COACH	MONTY WILLIAMS (NOTRE DAME)
ASSISTANT COACH	MAURICE LUCAS (MARQUETTE)
ASSISTANT COACH	JOE PRUNTY (CAL POLY SAN LUIS OBISPO)
ASSISTANT COACH	BILL BAYNO (SACRED HEART)
ASSISTANT COACH	KALEB CANALES (TEXAS-ARLINGTON)
HEAD ATHLETIC TRAINER	JAY JENSEN (LOMA LINDA)
ASSISTANT ATHLETIC TRAINER	GEOFF CLARK (OREGON STATE)
STRENGTH AND CONDITIONING COACH	BOB MEDINA (UNLV)

2	BLAKE, STEVE	10	PRZYBILLA, JOEL	31	PENDERGRAPH, JEFF
4	BAYLESS, JERRYD	12	ALDRIDGE, LaMARCUS	33	CUNNINGHAM, DANTE
5	FERNANDEZ, RUDY	23	WEBSTER, MARTELL	52	ODEN, GREG
6	HOWARD, JUWAN	24	MILLER, ANDRE	88	BATUM, NICOLAS
7	ROY, BRANDON	25	OUTLAW, TRAVIS		

12 LaMARCUS ALDRIDGE

FORWARD/CENTER . 6'11" . 240 lbs.



CAREER HIGHS

BIRTHDATE	JULY 19, 1985	COLLEGE	TEXAS	PTS.	36 (AT UTAH, 12/31/07)
BIRTHPLACE	DALLAS, TEXAS	NBA EXPERIENCE	THREE SEASONS	REB.	18 (AT OKLAHOMA CITY, 04/03/09)
HIGH SCHOOL	SEAGOVILLE (DALLAS)	W/ TRAIL BLAZERS	THREE SEASONS	AST.	7 (VS. LA CLIPPERS, 03/21/08)

HOW ACQUIRED/DRAFT BACKGROUND: Acquired by Portland from the Chicago Bulls with a future second-round draft pick for Viktor Khryapa and the draft rights to Tyrus Thomas (fourth pick overall) on June 28, 2006. Originally selected by the Bulls in the first round (second pick overall) of the 2006 NBA Draft.

2008-09 SEASON: Averaged a career-high 18.1 points (48.4% FG, 78.1% FT) to go with 7.5 rebounds, 1.9 assists, 0.95 steals, 0.95 blocked shots and 37.1 minutes in 81 games (all starts) ... Ranked first on the team and tied for eighth among league qualifiers with 2.9 offensive rebounds per game and second on the team at 7.5 total rebounds ... Led the team with 19 double-doubles ... Scored 20-plus points in 37 games ... Second on the team with 77 steals and 77 blocks ... Led the team in scoring 25 times and rebounding 17 times (including ties) ... Grabbed 10-plus rebounds in 19 games ... Led Portland in steals 21 times (including ties) and minutes a team-high 37 times ... Averaged 19.1 points and 8.6 rebounds in 29 games after the All-Star break ... Among NBA leaders, ranked 31st in points per game, 28th in rebounds per game, 38th in field goal percentage, 31st in blocked shots per game and 23rd in minutes per game ... Counted a season-high 35 points (14-24 FG), one short of a career best, and a career-high 18 rebounds (seven off.) April 3 at Oklahoma City ... Tallied 29 points (11-16 FG) to go with 12 rebounds and a season-high tying three blocks March 26 vs. Phoenix ... Pulled in a career-high tying 10 offensive rebounds to go with a season-high tying five assists and a team-best 24 points March 23 vs. Philadelphia ... Netted 28 points (13-20 FG) to go with 10 rebounds on Feb. 22 vs. L.A. Clippers.

NBA CAREER: Holds career averages of 15.4 points (48.7% FG), 6.8 rebounds (2.7 off.), 1.11 blocks and 32.0 minutes in 220 games (179 starts) ... Has increased his scoring average in each season ... In 220 career games, has led team in scoring 55 times and rebounding 56 times ... Posted 75 career games of 20-plus points and 46 contests with 10 or more rebounds ... Notched 44 career double-doubles ... **2007-08:** Posted averages of 17.8 points, 7.6 rebounds, 1.6 assists and 34.9 minutes in 76 games (all starts) ... Led team, all sophomores and ranked 39th in NBA with 19 double-doubles ... Ranked 26th in NBA in blocked shots with a team-best 1.24 per game ... Finished 29th in NBA in rebounds and No. 1 among sophomores at 7.6 per game ... Ranked 40th in NBA with a 48.4% field goal mark ... Recorded 11 games of 20-plus points and 10-plus rebounds ... Strung together nine consecutive games of 20-plus points (March 7 through March 22) ... Scored 30-plus points a team-best three times ... Started for the sophomore team in the T-Mobile Rookie

Challenge at All-Star Weekend in New Orleans, where he led the Sophomores with 18 points (9-17 FG) and a team-high nine rebounds (six offensive), and chipped in four assists, three steals and two blocked shots while playing in a game-high tying 34 minutes ... **2006-07:** Averaged 9.0 points, 5.0 rebounds, 0.4 assists and 1.16 blocks in 22.1 minutes ... Shot 50.3% (241-for-479) from the floor ... Appeared in 63 games (22 starts) ... Named to T-Mobile NBA All-Rookie First Team ... Tied for second on the team and placed third among NBA rookies with six double-doubles ... Ranked first among NBA rookies in blocks per game, fourth in rebounds, seventh in scoring, fourth in field goal percentage and eighth in minutes ... Led team in scoring five times and rebounding eight times (including ties) ... Finished with double figures in scoring 27 times and 20-plus points on five occasions ... Grabbed 10-plus rebounds seven times ... Logged three consecutive double-doubles from March 13-16, marking the first time that has been accomplished by a Trail Blazers rookie since Arvydas Sabonis tallied six straight in 1995-96 ... Sat out the first five games of the season recovering from surgery on his right shoulder, performed on Aug. 23, 2006 ... Missed the last nine games of the season with what was diagnosed as Wolf-Parkinson-White Syndrome ... Underwent a successful procedure to correct the problem on April 9, 2007.

PLAYOFFS: 2009: Started all six games for Portland, averaging 19.5 points (49.0% FG), a team-best 7.5 rebounds, 1.67 blocks and 39.5 minutes ... Netted 20-plus points in three games ... Led the team in rebounding on three occasions.

COLLEGE: 2005-06: Averaged 15.0 points, 9.2 rebounds and 2.0 blocks in 37 games with the Longhorns ... Finished the season ranked second on the team in scoring and first in blocks ... Shot 56.9% from the field ... Named Big 12 Defensive Player of The Year ... Earned Third Team NABC All-America honors and Associated Press Honorable Mention All-America honors ... Named First Team All Big-12 ... **2004-05:** Averaged 9.9 points, 5.9 rebounds and 1.5 blocks in 16 games ... Finished the season ranked fifth on team in scoring, third in rebounds and second in blocks ... Led the team in field goal percentage (66.3%).

PERSONAL: Son of Georgia Aldridge ... Nicknames include "L-A" and "L-Train" ... Majored in Corporate Communications at Texas ... Was a member of the 2008 USA Basketball Men's Select Team, along with teammate Jerry Bayless ... Participated in the Seeds of Peace International Camp in July and August 2006 ... Plays the piano, and counts his favorite pianist as Ray Charles ... Was a member of the National Honor Society ... Served as a mentor for Dallas-area children during his final two years in high school ... Is a fan of classic cars ... Was a member of the 2004 McDonald's All-American Team his senior year of high school ... Favorite food is a big Texas steak ... Participated in the Eighth Annual Wells Fargo Celebrity Spelling Bee for charity ... Participated in the Big Brother Big Sister Christmas Program ... Favorite movie of all time is "He Got Game" ... Favorite singers include Jay-Z and Kanye West ... Favorite T.V. show is "The Office" ... Favorite sports team besides the Trail Blazers is the Dallas Cowboys.

NBA REGULAR SEASON STATISTICS

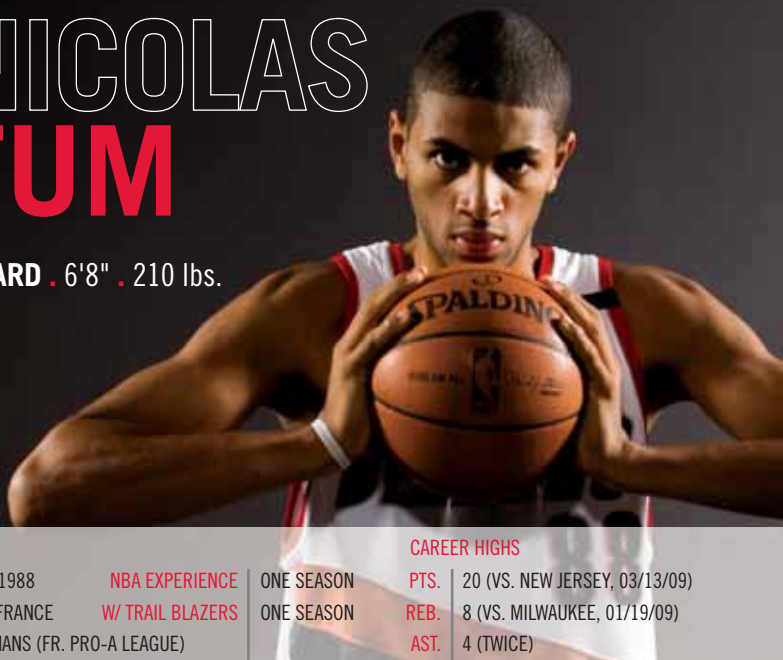
SEASON/TEAM	G-GS	MIN	— 3-Pt. FG —			—Rebounds—										—Averages—							
			FGM	FGA	PCT.	FGM	FGA	PCT.	FTM	FTA	PCT.	OFF	DEF	TOT	AST	PF-DQ	STL	TO	BLK	PTS	RPG	APG	PPG
06-07 Portland	63-22	1392	241	479	.503	0	2	.000	83	115	.722	144	168	312	24	186-3	22	43	73	565	5.0	0.4	9.0
07-08 Portland	76-76	2649	561	1160	.484	1	7	.143	227	298	.762	220	358	578	122	240-7	55	126	94	1350	7.6	1.6	17.8
08-09 Portland	81-81	3004	601	1243	.484	7	28	.250	261	334	.781	234	371	605	157	207-4	77	121	77	1470	7.5	1.9	18.1
TOTALS	220-179	7045	1403	2882	.487	8	37	.216	571	747	.764	598	897	1495	303	633-14	144	290	244	3385	6.8	1.4	15.4

NBA PLAYOFF STATISTICS

SEASON/TEAM	G-GS	MIN	— 3-Pt. FG —			—Rebounds—										—Averages—							
			FGM	FGA	PCT.	FGM	FGA	PCT.	FTM	FTA	PCT.	OFF	DEF	TOT	AST	PF-DQ	STL	TO	BLK	PTS	RPG	APG	PPG
2009 Portland	6-6	237	51	104	.490	1	4	.250	14	20	.700	9	36	45	8	16-0	3	10	10	117	7.5	1.3	19.5
TOTALS	6-6	237	51	104	.490	1	4	.250	14	20	.700	9	36	45	8	16-0	3	10	10	117	7.5	1.3	19.5

88 NICOLAS BATUM

FORWARD/GUARD • 6'8" • 210 lbs.



BIRTHDATE DEC. 14, 1988
BIRTHPLACE LISIEUX, FRANCE
FR. PRO TEAM MSB LE MANS (FR. PRO-A LEAGUE)

NBA EXPERIENCE
W/ TRAIL BLAZERS

ONE SEASON
ONE SEASON

CAREER HIGHS

PTS. 20 (VS. NEW JERSEY, 03/13/09)
REB. 8 (VS. MILWAUKEE, 01/19/09)
AST. 4 (TWICE)

HOW ACQUIRED/DRAFT BACKGROUND: Acquired by Portland from the Houston Rockets in exchange for the draft rights to Darrell Arthur and Joey Dorsey on June 26, 2008. Originally selected by the Rockets in the first round (25th pick overall) of the 2008 NBA Draft.

2008-09 SEASON: In rookie NBA season with the Trail Blazers, posted averages of 5.4 points, 2.8 rebounds, 0.9 assists and 18.4 minutes in 79 games (76 starts) ... Shot 44.6% from the floor and 36.9% from 3-point range ... Reached double figures in scoring in 13 games ... His 76 starts ranked third on the team ... Placed eighth in 3-point shooting (36.9%) and 10th in blocked shots (0.51) among rookie league leaders ... Totaled 17 points (7-10 FG, 3-5 3-PT) in a career-high 35 minutes March 31 vs. Utah ... Scored a career-best 20 points (7-8 FG, 2-2 3-PT, 4-4 FT) March 13 vs. New Jersey ... Netted all 14 of his points (5-6 FG, 3-3 3-PT) in the third quarter Feb. 24 at Houston ... Sank a career-high four 3-pointers (4-5) in netting 16 points Jan. 31 vs. Utah ... Brought down a career-high eight rebounds Jan. 19 vs. Milwaukee ... Scored 17 points on 6-for-6 shooting (3-3 3-PT) to go with five rebounds and a career-high tying four assists in 34 minutes Jan. 4 at L.A. Lakers.

PLAYOFFS: 2009: Played in all six games (five starts) for Portland, averaging 2.0 points (5-9 FG) and 0.5 rebounds in 10.5 minutes.

PRO CAREER IN EUROPE: Grew up playing for MSB Le Mans in his native France and made his French ProA debut during the 2005-06 season ... **2007-08:** Averaged 12.3 points, 5.0 rebounds, 3.6 assists and 1.33 steals in 30 games with MSB Le Mans in the French ProA League ... Recorded four games of 20-plus points, including a season-high 25 points on Aug. 12 vs. Nancy ... Posted averages of 8.5 points, 3.5 rebounds and 2.7 assists in Euroleague play ... **2006-07:** Averaged 5.0 points and 2.9 rebounds in 16.2 minutes a contest ... Scored in double figures six times ... Averaged 4.3 points and 1.7 rebounds in 13.4 minutes per contest in Euroleague play ... **2005-06:** Appeared in two French ProA games, scoring a total of six points ... Averaged 14.3 points and 6.8 rebounds for the Le Mans Espoirs (junior) team ... **2004-05:** Played with Le Mans Espoirs (junior) team, averaging 5.2 points and 3.1 rebounds in 18.3 minutes per game.

FRENCH NATIONAL TEAM: A member of the French National Team, Batum played a central role for his native country in the 2009 European Championships ... Helped France win the bronze medal at the 2007 U-19 World Championships held in Novi Sad, Serbia, averaging 11.7 points, 5.7 rebounds and 4.3 assists ... Averaged 14.3 points and 7.9 rebounds in helping France capture the gold medal at the 2006 European U-18 Championship held in Amaliada, Greece, earning Most Valuable Player Honors ... Averaged 5.4 points and 4.0 rebounds with France at the 2005 European U-18 Championship held in Belgrade, Serbia ... Helped lead France to the 2004 European U-16 Championship held in Greece.

PERSONAL: One of nine French players who spent time on an NBA roster during the 2008-09 season, including San Antonio's Tony Parker, Charlotte's Boris Diaw, Golden State's Ronny Turiaf and Orlando's Mickael Pietrus (11 French players have played in the NBA, all-time) ... Is just the second player in NBA history to wear No. 88, joining Antoine Walker ... Scored 23 points on 9-for-13 shooting (including six dunks) for the World Team at the 2007 Nike Hoop Summit ... Played alongside 2008 NBA Summer League teammate Petteri Koponen in the 2007 Nike Hoop Summit as a member of the World Team, while competing against fellow Trail Blazer Jerryd Bayless, who was a member of the USA Select Team ... Batum's late father, Henry, played pro basketball in France ... It was his father's dream for Nicolas to play in the NBA ... Averaged 6.8 points, 4.6 rebounds, 1.2 assists and 27.2 minutes in five games (all starts) during the 2008 NBA Summer League.



NBA REGULAR SEASON STATISTICS


SEASON/TEAM	— 3-Pt. FG —										—Rebounds—							—Averages—					
	G-GS	MIN	FGM	FGA	PCT.	FGM	FGA	PCT.	FTM	FTA	PCT.	OFF	DEF	TOT	AST	PF-DQ	STL	TO	BLK	PTS	RPG	APG	PPG
08-09 Portland	79-76	1454	161	361	.446	62	168	.369	42	52	.808	84	136	220	74	139-0	50	50	40	426	2.8	0.9	5.4
TOTALS	79-76	1454	161	361	.446	62	168	.369	42	52	.808	84	136	220	74	139-0	50	50	40	426	2.8	0.9	5.4

NBA PLAYOFF STATISTICS

SEASON/TEAM	— 3-Pt. FG —										—Rebounds—							—Averages—					
	G-GS	MIN	FGM	FGA	PCT.	FGM	FGA	PCT.	FTM	FTA	PCT.	OFF	DEF	TOT	AST	PF-DQ	STL	TO	BLK	PTS	RPG	APG	PPG
2009 Portland	6-5	63	5	9	.556	2	4	.500	0	0	---	1	2	3	1	7-0	1	3	2	12	0.5	0.2	2.0
TOTALS	6-5	63	5	9	.556	2	4	.500	0	0	---	1	2	3	1	7-0	1	3	2	12	0.5	0.2	2.0

4 JERRYD BAYLESS

GUARD . 6'3" . 204 lbs.



CAREER HIGHS

BIRTHDATE	AUG. 20, 1988	COLLEGE	ARIZONA	PTS.	23 (AT NEW JERSEY, 01/15/09)
BIRTHPLACE	PHOENIX, ARIZ.	NBA EXPERIENCE	ONE SEASON	REB.	4 (4 TIMES)
HIGH SCHOOL	ST. MARY'S (PHOENIX)	W/ TRAIL BLAZERS	ONE SEASON	AST.	8 (VS. OKLAHOMA CITY, 02/11/09)

HOW ACQUIRED/DRAFT BACKGROUND: Acquired by Portland from the Indiana Pacers along with Ike Diogu for Jarrett Jack, Josh McRoberts, the draft rights to Brandon Rush and cash considerations on July 9, 2008. Originally selected by the Pacers in the first round (11th pick overall) of the 2008 NBA Draft.

2008-09 SEASON: Averaged 4.3 points, 1.1 rebounds, 1.5 assists and 12.4 minutes in 53 games ... Scored 10-plus points seven times ... Led Portland in assists five times (including ties) ... Dished a career-high and game-best eight assists in 28 minutes vs. Oklahoma City on Feb. 11 ... Scored 19 points (7-9 FG), including 11 in the fourth quarter, and passed out a team-high six assists Feb. 2 at New Orleans ... Rang up a career-high 23 points (6-9 FG, 11-11 FT), including 11 in the fourth quarter, in 25 minutes Jan. 15 at New Jersey.

PLAYOFFS: 2009: Saw action in two games for Portland, averaging 3.0 points, 0.5 rebounds and 5.5 minutes.

COLLEGE: 2007-08: Averaged 19.7 points (led team, third in Pac-10), 2.7 rebounds, 4.0 assists (second on team, sixth in Pac-10), while shooting 45.8% from the field, 40.7% from long distance and 83.9% from the free throw line (led team, fourth in Pac-10) ... Garnered Second Team All-Pac-10 and All-Freshman honors ... Earned First Team All-District honors by NABC and USBWA ... Named Honorable Mention All-American by the Associated Press ... Was a Wooden Award finalist ... Became the first freshman to lead Arizona in scoring since Sean Elliot in 1985-86 ... Became the first ever freshman to earn team MVP honors since Sean Elliot in 1986 ... Scored 20-plus points 16 times and 30-plus four times ... Strung together a trio of consecutive 30-point games, becoming the first player in Arizona history to do so ... Tied the mark for most points ever by a freshman in a Pac-10 game, with a career-high 39 points (12-18 FG, 6-10 3-PT, 9-9 FT) Feb. 10 vs. Arizona State.

HIGH SCHOOL: Named to 2007 McDonald's All-American Team ... Participated in 2007 Jordan Brand Classic ... Named to 2007 Nike Brand All-America team ... Was a Parade and EA Sports All-American in 2007 ... Named Gatorade Arizona State Player of the Year his junior and senior seasons ... Honored as the 2006 and 2007 Arizona Republic's 'Big School' (5A-4A) and East Valley Tribune Player of the Year ... A four-time Arizona Republic All-Arizona team selection (2004, 2005, 2006 and 2007) ... Tallied a school-record 2,828

points in 100 career games at St. Mary's High School in Phoenix ... His career scoring average of 28.3 points ranks as the best all-time in the state of Arizona ... Scored 40-plus points 15 times (state record), including three 50-plus outbursts ... Scored 35 points in the 2007 5A state title game, and had 49, 32 and 37-point performances in the preceding state tournament games ... Racked up 37.9 points, 8.0 rebounds, 7.4 assists and 3.2 steals as a junior, leading his team to a 23-3 record and the Desert Valley Region title ... Averaged 20.7 points as a sophomore, guiding St. Mary's to a state 5A runner-up finish ... Posted a 17.7 scoring average as a freshman ... Scored 15 points for the USA Junior National Select Team that defeated the World Select Team at the 2007 Nike Hoop Summit in Memphis, Tenn.

PERSONAL: Named to 2009 USA Basketball Men's Select team, but an injury prevented him from participating ... Selected to 2008 USA Basketball Men's Select team, playing alongside teammate LaMarcus Aldridge ... Notched a team second-best 18.0 points and 4.3 assists in four 2009 NBA Summer League contests (all starts) ... Named Most Valuable Player of the 2008 NBA Summer League, averaging 29.8 points in four games (all starts) ... Son of Denise Bowman and Brad Bayless ... Has one older brother, Justin ... Hobbies include golf and ping-pong, and has connected on two hole-in-ones ... Competed against fellow draft day acquisition Nicolas Batum and 2008 NBA Summer League teammate Petteri Koponen in the 2007 Nike Hoop Summit ... Appeared in "Gunnin' for that #1 Spot" documentary ... Won gold medal in the 100 meters at the 9-or-10-year-old junior Olympics in Seattle.



NBA REGULAR SEASON STATISTICS

SEASON/TEAM	— 3-Pt. FG —										—Rebounds—							—Averages—					
	G-6S	MIN	FGM	FGA	PCT.	FGM	FGA	PCT.	FTM	FTA	PCT.	OFF	DEF	TOT	AST	PF-DQ	STL	TOT	BLK	PTS	RPG	APG	PPG
08-09 Portland	53-0	655	69	189	.365	7	27	.259	83	103	.806	8	49	57	78	81-1	16	56	2	228	1.1	1.5	4.3
TOTALS	53-0	655	69	189	.365	7	27	.259	83	103	.806	8	49	57	78	81-1	16	56	2	228	1.1	1.5	4.3

NBA PLAYOFF STATISTICS

SEASON/TEAM	— 3-Pt. FG —										—Rebounds—							—Averages—					
	G-6S	MIN	FGM	FGA	PCT.	FGM	FGA	PCT.	FTM	FTA	PCT.	OFF	DEF	TOT	AST	PF-DQ	STL	TOT	BLK	PTS	RPG	APG	PPG
2009 Portland	2-0	11	2	6	.333	0	1	.000	2	3	.667	0	1	1	0	0-0	0	1	1	6	0.5	0.0	3.0
TOTALS	2-0	11	2	6	.333	0	1	.000	2	3	.667	0	1	1	0	0-0	0	1	1	6	0.5	0.0	3.0



2 STEVE BLAKE

GUARD . 6'3" . 172 lbs.

CAREER HIGHS

BIRTHDATE	FEB. 26, 1980	COLLEGE	MARYLAND	PTS.	25 (DENVER AT PORTLAND, 01/14/07)
BIRTHPLACE	HOLLYWOOD, FLA.	NBA EXPERIENCE	SIX SEASONS	REB.	10 (WASHINGTON AT UTAH, 03/23/04)
HIGH SCHOOL	OAK HILL ACADEMY (VA.)	W/ TRAIL BLAZERS	THREE SEASONS	AST.	18 (DENVER AT MINNESOTA, 02/14/07)

HOW ACQUIRED/DRAFT BACKGROUND: Signed with Portland as a free agent on July 13, 2007. Originally selected by the Washington Wizards in the second round (38th pick overall) of the 2003 NBA Draft.

2008-09 SEASON: Posted career highs of 11.0 points, 2.5 rebounds, 5.0 assists, 1.00 steal and 31.7 minutes in 69 games (all starts) ... Finished fifth in the NBA with a 3.22 assist-to-turnover ratio ... Led Portland in assists 30 times (including ties) ... Ranked 13th in the league and first on the team among qualifiers in 3-point percentage (140-328, 42.7%) ... Tallied four double-doubles ... Scored 10-plus points 38 times and 20-plus seven times ... Dished 10-plus assists five times ... Led Portland in steals 20 times (including ties) ... Notched a season-high tying 22 points March 23 vs. Philadelphia ... Tied a career high with six 3-pointers (of 10) in netting 21 points March 21 at Milwaukee ... Tied the NBA record for assists in a quarter with 14 in the first quarter, breaking the franchise record for assists in a quarter and a half, and finished with a season-high 17 assists Feb. 22 vs. L.A. Clippers ... Scored a season-high tying 22 points and passed out 10 assists Dec. 18 vs. Phoenix ... Notched a season-high tying 22 points (4-8 3-PT) Nov. 22 in Phoenix ... Knocked down a career-high tying six 3-pointers (6-10) in scoring 20 points Nov. 21 at Sacramento.

NBA CAREER: Notched career averages of 7.6 points (41.0% FG, 39.2% 3-PT, 78.4% FT), 2.1 rebounds, 4.2 assists and 25.4 minutes in 419 games (261 starts) for four teams (Portland, Denver, Milwaukee, Washington) ... Has averaged 9.2 points, 2.4 rebounds, 4.9 assists and 29.3 minutes in three seasons (218 games, 204 starts) as a Trail Blazer ... **2007-08:** Averaged 8.5 points, 5.1 assists, 2.4 rebounds and 29.9 minutes in 81 games (78 starts) ... Finished the season ranked seventh among NBA leaders in assist-to-turnover ratio (3.65), 21st in 3-point percentage (40.6%) and 23rd in assists (5.1) ... Led the team in assists 34 times, ranking second among teammates ... Ranked second on team in assists (5.1) and 3-pointers made (121) ... Scored in double-digits 34 times ... **2006-07:** Averaged 6.4 points, a career-high 5.0 assists and 2.1 rebounds in 82 games played with Milwaukee and Denver ... With Denver only, Blake posted a 25-15 record as a starter, and averaged 8.3 points, 2.5 rebounds, 6.6 assists and 33.5 minutes in 49 games ... Logged a 3.21 assist-to-turnover ratio in Denver ... Dished out 10-plus assists nine times (all with Denver) ... In 33 games (two starts) with Milwaukee, posted averages of 3.6 points, 1.4 rebounds, 2.5 assists and 17.7 minutes before being traded to Denver on Jan. 11 ... Scored 10-plus points four times with the Bucks ... **2005-06:** In 68 games (57 starts) with the Trail Blazers, finished with averages of 8.2 points, 2.1 rebounds, 4.5 assists and

26.2 minutes ... Ranked third in the NBA in assist-to-turnover ratio (3.69) and 16th in 3-point percentage (.413) ... After sitting 12 of the first 18 games by coach's decision, missed only two games for the remainder of the season ... **2004-05:** Appeared in 44 games (one start) with the Washington Wizards ... Averaged 4.3 points, 1.6 rebounds and 1.5 assists ... Missed 29 games because of injury ... Activated Nov. 20 after missing first eight games of season recovering from right ankle surgery performed in the offseason ... Sat out 11 games (from Dec. 3-26) with a left foot arch strain, then was sidelined for another 11 (from Jan. 6-26) with a sprained left ankle ... **2003-04:** Averaged 5.9 points (38.6% FG, 37.1% 3-PT, 82.1% FT), 1.6 rebounds and 2.8 assists in 75 games (14 starts) as a rookie with the Wizards.

PLAYOFFS: 2009: Started all six games for Portland, averaging playoff career highs of 9.8 points (48.9% FG, 41.7% 3-PT), 4.0 rebounds, 6.2 assists and 38.5 minutes ... Notched career playoff highs of 16 points and 10 assists on April 24 ... **2007:** In five playoff appearances (all starts) with Denver, posted averages of 7.2 points, 2.4 rebounds, 4.6 assists and 36.0 minutes ... **2005:** Averaged 0.5 points, 0.8 rebounds and 0.5 assists in four games (17 total minutes) with Washington.

CAREER TRANSACTIONS: Acquired by Denver from Milwaukee in exchange for Earl Boykins on Jan. 11, 2007 ... Acquired by Milwaukee from Portland along with Ha Seung-Jin and Brian Skinner for Jamaal Magloire on July 31, 2006 ... Signed with Portland as a free agent on Sept. 19, 2005.

COLLEGE: As a junior, started in the backcourt along with former Trail Blazer Juan Dixon on the University of Maryland's 2002 NCAA Championship team ... Named First Team All-ACC as a senior ... Finished his four-year collegiate career as the Terrapins' all-time leader in assists with 972, the fifth-highest total in NCAA history and the fourth highest ever in the ACC ... Became the first player in ACC history to record at least 1,000 points, 800 assists, 400 rebounds and 200 steals ... Maryland's all-time leader in games played (136) and minutes played (4,312) ... Averaged 11.6 points as a senior and ranked seventh in the NCAA with 7.1 assists per game ... Was second in the NCAA in assists as a junior, averaging 7.9 assists a contest ... Set Maryland's single-season assists record that year with 286 ... Led the ACC in assists as a sophomore (6.9 apg), becoming the first Terrapin to do so since John Lucas in 1974.

PERSONAL: Steve and wife, Kristin, have two sons, Nicholas and Jameson ... Majored in criminology and criminal justice at Maryland ... Played his prep basketball at national powerhouse Oak Hill Academy at Mouth of Wilson, Va., and graduated fourth in his senior class ... Is the youngest of four children with three older sisters ... Follows the NFL's Miami Dolphins and the University of Miami football team ... Enjoys golfing in his spare time.

NBA REGULAR SEASON STATISTICS

SEASON/TEAM	— 3-Pt. FG —			—Rebounds—											—Averages—		
	G-GS	MIN	FGM FGA PCT.	FGM FGA PCT.	FTM FTA PCT.	OFF DEF TOT	AST	PF-DQ	STL TO	BLK	PTS	RPG	APG	PPG			
03-04 Washington	75-14	1392	157 407 .386	75 202 .371	55 67 .821	18 99 117 209	100-0	57 128	7 444	1.6 2.8	5.9						
04-05 Washington	44-1	648	61 186 .328	36 93 .387	33 41 .805	18 53 71 69	47-0	13 39	0 191	1.6 1.6	4.3						
05-06 Portland	68-57	1781	206 470 .438	76 184 .413	72 91 .791	26 120 146 306	107-0	42 83	5 560	2.1 4.5	8.2						
06-07 Mil.-Den.	82-42	2224	209 509 .411	67 208 .322	43 64 .672	21 148 169 408	121-0	61 129	8 528	2.1 5.0	6.4						
07-08 Portland	81-78	2424	261 640 .408	121 298 .406	49 64 .766	31 164 195 413	133-0	55 113	4 692	2.4 5.1	8.5						
08-09 Portland	69-69	2188	277 647 .428	140 328 .427	63 75 .840	28 145 173 348	126-1	69 108	4 757	2.5 5.0	11.0						
TOTALS	419-26110658	1171 2859	.410 515 1313	.392 315 402	.784 142 729	871 1753	634-1	297 600	28 3172	2.1 4.2	7.6						

NBA PLAYOFF STATISTICS

SEASON/TEAM	— 3-Pt. FG —			—Rebounds—											—Averages—		
	G-GS	MIN	FGM FGA PCT.	FGM FGA PCT.	FTM FTA PCT.	OFF DEF TOT	AST	PF-DQ	STL TO	BLK	PTS	RPG	APG	PPG			
2005 Washington	4-0	17	1 4 .250	0 1 .000	0 0 ---	0 3 3 2	3-0	0 1	0 2	0.8 0.5	0.5						
2007 Denver	5-5	180	14 31 .452	8 16 .500	0 0 ---	1 11 12 23	8-0	3 10	0 36	2.4 4.6	7.2						
2009 Portland	6-6	231	22 45 .489	10 24 .417	5 7 .714	4 20 24 37	11-0	5 9	0 59	4.0 6.2	9.8						
TOTALS	15-11	427	37 80 .463	18 41 .439	5 7 .714	5 34 39 62	22-0	8 20	0 97	2.6 4.1	6.5						

33 DANTE CUNNINGHAM

FORWARD . 6'7" . 227 lbs.



BIRTHDATE	APRIL 22, 1987	COLLEGE	VILLANOVA
BIRTHPLACE	CLINTON, MD.	NBA EXPERIENCE	NONE
HIGH SCHOOL	POTOMAC (SILVER SPRING, MD.)	W/ TRAIL BLAZERS	NONE

HOW ACQUIRED/DRAFT BACKGROUND: Selected by Portland in the second round (33rd pick overall) of the 2009 NBA Draft.

COLLEGE: Appeared in a school-record 139 career games, with 104 starts ... Posted career averages of 9.6 points (52.4% FG) and 5.9 rebounds, raising his averages in both categories in every season ... One of six players in Villanova history to reach 1,300 points and 800 rebounds ... **2008-09:** Led the Wildcats and posted career highs in scoring (16.1) and rebounding (7.5) ... Named the Big East Most Improved Player ... Garnered All-Big East Second Team honors ... Named a finalist for the Oscar Robertson Trophy ... Led the team in blocks with 47 and was fourth in steals with 47 ... Named to the NCAA Tournament All-East Regional Team ... Notched his ninth double-double of the season with 14 points and 11 rebounds in a win over Duke in the Sweet Sixteen ... **2007-08:** Led the Wildcats in rebounding (6.5), and finished second in scoring (10.4) and minutes (30.0) ... Shot a career-best 54.4 percent from the field ... Was the lone Wildcat to start every game ... Named Second Team All-Philadelphia Big Five ... Produced five double-doubles on the season ... Reached double figures in scoring 19 times and in rebounding eight times ... **2006-07:** Averaged 8.7 points and 5.4 rebounds ... Started 27 of 33 games ... Led Villanova in field goal percentage (51.3%) ... **2005-06:** Played in all 33 games, averaging 2.2 points, 4.0 rebounds and 19.1 minutes ... Named Philadelphia Big Five Rookie of the Year.

HIGH SCHOOL: Averaged 20 points, 13 rebounds and four blocked shots per game in leading Potomac to a perfect (27-0) season as a senior ... Named Washington Post Metropolitan Player of the Year ... Previously played at St. John's H.S. in Washington, D.C. ... Averaged 10 points and 7.5 rebounds per game as a junior.

PERSONAL: Led Portland's 2009 NBA Summer League squad with 18.3 points to go with a team second-best 5.8 rebounds in four games (all starts) ... Chose Villanova over Georgetown and Maryland ... Mother is Searcy Blakenship and father is Ron Cunningham ... Parents were both chief master sergeants, the highest enlisted rank in the U.S. Air Force ... His older sister, Davalyn Cunningham, played professionally in Portugal and in the WNBA.

NCAA REGULAR SEASON STATISTICS (VILLANOVA)

SEASON/TEAM	— 3-PT. FG —					—Rebounds—										—Averages—							
	G-S	MIN	FGM	FGA	PCT.	FGM	FGA	PCT.	FTM	FTA	PCT.	OFF	DEF	TOT	AST	PF-DQ	STL	TO	BLK	PTS	RPG	APG	PPG
05-06 Villanova	33-4	629	29	62	.468	0	0	.000	13	33	.394	59	73	132	25	78-2	27	26	19	71	4.0	0.8	2.2
06-07 Villanova	33-27	902	99	193	.513	1	1	1.000	88	113	.779	86	91	177	24	96-5	42	56	20	287	5.4	0.7	8.7
07-08 Villanova	35-35	1050	142	261	.544	0	0	.000	80	116	.690	100	126	226	37	107-7	46	80	31	364	6.5	1.1	10.4
08-09 Villanova	38-38	1199	244	465	.525	0	2	.000	124	178	.697	99	185	284	47	103-4	47	82	47	612	7.5	1.2	16.1
TOTALS	139-104	3780	514	981	.524	1	3	.333	305	440	.693	344	475	819	133	384-18	162	244	117	1334	5.9	1.0	9.6

NBA Cares

NBA Cares is the league's global community outreach initiative that addresses important social issues such as education, youth and family development, and health and wellness. The NBA, its teams, and players support a range of programs, partners, and initiatives that strive to positively impact children and families worldwide.

As part of the league's mission to demonstrate leadership in social responsibility, NBA Cares reaches communities through philanthropy, hands-on service, and legacy projects. Since the program's October 2005 launch, the league, players, and teams have raised more than \$110 million for charity, provided more than one million hours of hands-on service, and built more than 425 places where kids and families can live, learn, or play in communities around the world.

NBA Cares reaches millions of children and adults through special programs like NBA FIT and Basketball without Borders. The league and



its teams and players also promote environmental awareness and sustainability through NBA Green. During high-profile league events like NBA All-Star and The Finals, community outreach efforts use the power of sport to effect positive social change.

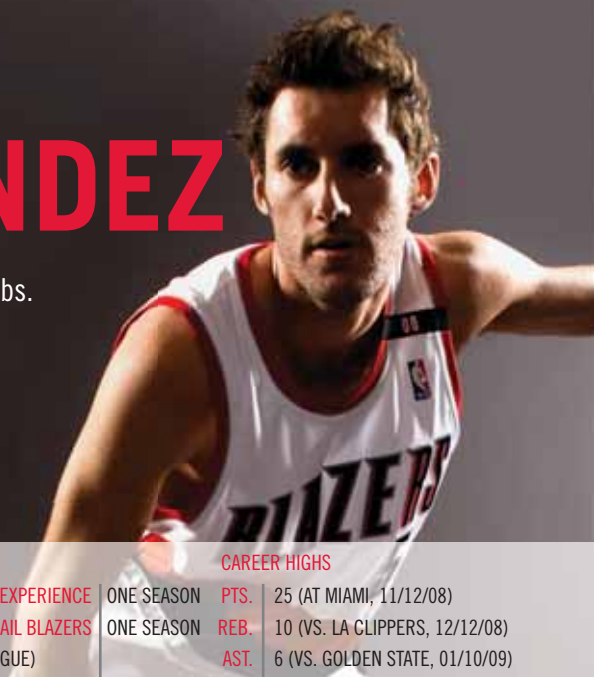
Thanks to strong partnerships with internationally recognized community organizations such as Make-A-Wish, UNICEF, KaBOOM!, Habitat for Humanity, Boys & Girls Clubs of America, Hands On Network, Special Olympics, the Global Business Coalition on HIV/AIDS, Tuberculosis and Malaria, and the UN Foundation, NBA Cares works to improve communities in need around the world.

For more information about the NBA's latest community outreach efforts, log on to: www.nba.com/cares



5 RUDY FERNANDEZ

GUARD/FORWARD . 6'6" . 170 lbs.



CAREER HIGHS

BIRTHDATE	APRIL 4, 1985	NBA EXPERIENCE	ONE SEASON	PTS.	25 (AT MIAMI, 11/12/08)
BIRTHPLACE	PALMA DE MALLORCA, SPAIN	W/ TRAIL BLAZERS	ONE SEASON	REB.	10 (VS. LA CLIPPERS, 12/12/08)
SP. PRO TEAM	DKV JOVENTUT BADALONA (ACB LEAGUE)			AST.	6 (VS. GOLDEN STATE, 01/10/09)

HOW ACQUIRED/DRAFT BACKGROUND: Acquired by Portland along with James Jones from the Phoenix Suns for cash considerations on July 11, 2007. Signed with Portland on July 1, 2008. Originally selected by the Suns in the first round (24th pick overall) of the 2007 NBA Draft.

2008-09 SEASON: Averaged 10.4 points, 2.7 rebounds, 2.0 assists and 25.6 minutes in 78 games (four starts) ... Pocketed 69 steals ... Shot 39.9% from 3-point range ... Set NBA rookie records with 159 3-pointers made, 33 straight games with a 3-pointer (Dec. 7 to Feb. 22) and a 3-pointer in his first 20 career games ... Led Portland in bench scoring 23 times (including ties) ... Reached double figures in scoring in 45 contests, including three games of 20-plus points ... Paced the team in scoring three times ... Led the team in steals 13 times (including ties) ... His 83.9% free throw mark ranked second on the team ... Named to the All-Rookie Second Team ... Competed in the 2009 Sprite Slam Dunk and T-Mobile Rookie Challenge & Youth Jam at All-Star Weekend ... Sank a career-high six 3-pointers (of nine) in scoring 18 points vs. Denver on April 15 ... Collected a career-best 10 rebounds in a loss to the Clippers (20T) on Dec. 12 ... Tallied a team-high and season-high 25 points (7-11 FG) Nov. 12 at Miami, becoming the first Trail Blazers rookie to score 25 points in a game since Brandon Roy dropped 29 on April 4, 2007.

PLAYOFFS: 2009: Played in all six games (one start) for Portland, averaging 7.5 points (8-19 3-PT), 2.8 rebounds, 1.33 steals and 27.0 minutes.

PRO CAREER IN EUROPE: Played for DKV Joventut Badalona in the Spanish ACB League from 2001-08 ... **2007-08:** Averaged 21.2 points, 3.1 rebounds, 4.1 assists, 2.2 steals and shot 41.0% from 3-point range in 30 games for DKV Joventut Badalona in Spanish ACB League play ... Finished regular-season ACB League play ranked No. 1 in points per game, steals per game and 3-pointers made per game ... Ranked second in fouls drawn per game ... Ranked sixth in assists per game ... Scored 20-plus points 19 times ... Posted averages of 19.0 points, 2.4 rebounds, 3.8 assists and 2.0 steals in five playoff contests ... Helped DKV Joventut Badalona win the ULEB Cup, averaging 15.2 points, 3.4 rebounds, 3.7 assists and 2.0 steals in 15 games ... Earned MVP honors in the Final, a 79-54 victory over Akasvayu Girona ... Named Copa del Rey MVP after scoring 32 points in an 82-80 win over Tau Ceramica in the Championship game ... **2006-07:** Averaged a team-best 16.1 points, 3.8 rebounds and 2.9 assists in league play ... Posted averages of 16.8

points, 3.8 rebounds and 1.7 assists in Euroleague competition ... **2005-06:** Averaged a team-high 14.6 points, 4.2 rebounds and 2.5 assists in ACB League play ... Contributed 13.6 points, 3.1 rebounds and 2.9 assists in 16 games in the FIBA EuroCup, which Badalona won ... Earned a selection to the FIBA EuroCup All-Star Game, but was unable to play due to injury ... **2004-05:** Posted averages of 10.9 points, 3.3 rebounds and 3.2 assists ... Notched 11.3 points, 2.5 rebounds, 2.5 assists and 2.3 steals in ULEB Cup competition ... **2003-04:** Averaged 11.1 points, 3.9 rebounds and 2.3 assists in his first full season in the ACB with Badalona ... Contributed 13.0 points and 4.3 rebounds in three playoff games ... Named 2004 Copa del Rey MVP despite Badalona losing in the finals to Saski-Baskonia ... Averaged 9.9 points, 4.1 rebounds and 1.7 assists in 14 ULEB Cup games ... **2002-03:** Appeared in one ACB contest and one ULEB Cup game for Badalona, but spent most of the season with the Badalona B squad ... Named the 2002-03 Spanish Junior League MVP after averaging 15.7 points, 4.8 rebounds, 1.8 assists and 1.7 steals in 27 games ... **2001-02:** Appeared in one ACB game for Badalona.

SPANISH NATIONAL TEAM: A fixture on the Spanish National Team, Fernandez played a key role on Spain's entry in the 2009 European Championships ... Competed in the 2008 Olympic Games in Beijing, helping Spain to a Silver medal after falling to Team USA in the Final, 118-107 ... Averaged 13.1 points, 3.5 rebounds, 2.1 assists, 1.00 steals and shot 47.3% from the floor in eight games ... Ranked second on the team in points and assists per game ... Scored a team-high 22 points (7-13 FG, 5-9 3PT) despite playing just 18 minutes in the Final vs. the United States ... Netted 21 points (6-11 FG), eight rebounds, six assists and two steals in group play vs. China ... Helped Spain to a Silver finish in the 2007 FIBA European Basketball Championships (EuroBasket 2007), averaging 9.9 points, 2.0 rebounds, 1.4 assists and 1.3 steals in nine tournament games ... Spain lost the Final, 60-59, to Russia ... A member of the Spanish team that won Gold in the 2006 FIBA World Championships, averaged 9.1 points, 2.3 rebounds, 1.4 steals and shot 40.7% from 3-point range in nine games ... Averaged 2.7 points, 1.8 rebounds and 1.0 steals at the 2005 FIBA European Basketball Championships (EuroBasket 2005) on a Spanish team that finished fourth ... Played in the 2004 Olympic Games in Athens, averaging 5.1 points in 10.6 minutes a contest, shooting 46.2% from the field ... Played in three Qualifying Round games at the 2004 European Championship for Men (U-20), posting 13.0 points, 4.3 rebounds and 2.3 assists ... Was a member of the Spanish Junior National Team and competed at the 2002 European Junior Championships (U-18), erupting for 35 points in the final game vs. Russia.

PERSONAL: Full name is Rodolfo Fernandez Farres ... Older sister, Marta, spent the 2007 season with the WNBA's Los Angeles Sparks ... Played alongside Lonny Baxter, collegiate teammate of Steve Blake, with DKV Joventut Badalona in 2007-08 ... Fernandez joins a fraternity of Trail Blazers who have played in both the ACB League and for Portland, including Arvydas Sabonis, Walter Berry, Fernando Martin, Charles Smith, Sergio Rodriguez and Drazen Petrovic ... Was an early entry candidate for the 2005 and 2006 NBA Drafts before withdrawing his name from consideration each time.

NBA REGULAR SEASON STATISTICS

SEASON/TEAM	— 3-Pt. FG —										—Rebounds—							—Averages—					
	G-GS	MIN	FGM	FGA	PCT.	FGM	FGA	PCT.	FTM	FTA	PCT.	OFF	DEF	TOT	AST	PF-DQ	STL	TOT	BLK	PTS	RPG	APG	PPG
08-09 Portland	78-4	1993	268	630	.425	159	398	.399	120	143	.839	47	160	207	159	111-0	69	86	12	815	2.7	2.0	10.4
TOTALS	78-4	1993	268	630	.425	159	398	.399	120	143	.839	47	160	207	159	111-0	69	86	12	815	2.7	2.0	10.4

NBA PLAYOFF STATISTICS

SEASON/TEAM	— 3-Pt. FG —										—Rebounds—							—Averages—					
	G-GS	MIN	FGM	FGA	PCT.	FGM	FGA	PCT.	FTM	FTA	PCT.	OFF	DEF	TOT	AST	PF-DQ	STL	TOT	BLK	PTS	RPG	APG	PPG
2009 Portland	6-1	162	15	35	.429	8	19	.421	7	7	1.000	2	15	17	6	12-0	8	9	3	45	2.8	1.0	7.5
TOTALS	6-1	162	15	35	.429	8	19	.421	7	7	1.000	2	15	17	6	12-0	8	9	3	45	2.8	1.0	7.5

6 JUWAN HOWARD

FORWARD . 6'9" . 250 lbs.



CAREER HIGHS

BIRTHDATE	FEB. 7, 1973	COLLEGE	MICHIGAN	PTS.	42 (WASHINGTON AT TORONTO, 04/19/96)
BIRTHPLACE	CHICAGO, ILL.	NBA EXPERIENCE	15 SEASONS	REB.	16 (DALLAS VS. HOUSTON, 01/31/02)
HIGH SCHOOL	CHICAGO VOCATIONAL	W/ TRAIL BLAZERS	NONE	AST.	9 (10 TIMES)

HOW ACQUIRED/DRAFT BACKGROUND: Signed with Portland as a free agent on September 17, 2009. Originally selected by the Washington Bullets (now Wizards) in the first round (fifth pick overall) of the 1994 NBA Draft.

2008-09 SEASON: Averaged 4.1 points, 1.8 rebounds, 0.6 assists and 11.2 minutes in 42 games with Denver and Charlotte ... Played three games with Denver before being released on Nov. 3, 2008 ... In 39 games with the Bobcats, posted averages of 4.4 points, 1.8 rebounds and 0.6 assists ... Scored in double figures five times, including three straight games from Jan. 30-Feb. 8 ... Scored a season-high 14 points (6-11 FG) Feb. 8 at Miami ... Led the Bobcats in steals three times and blocks once.

NBA CAREER: In 1,043 career NBA games, holds averages of 14.9 points, 6.6 rebounds and 2.5 assists with Washington, Dallas, Denver, Orlando, Houston and Charlotte ... Has recorded 188 career double-doubles ... **2007-08:** Averaged 1.1 points, 1.6 boards and 7.1 minutes in 50 games with Dallas ... **2006-07:** In 80 games (38 starts) with Houston, posted averages of 9.7 points and 5.9 rebounds ... Had nine double-doubles ... Averaged 13.6 points and 6.5 rebounds over the 32 games when Yao Ming was out with a fractured leg ... **2005-06:** Averaged 11.8 points, 6.7 rebounds and 1.4 assists in a team-high 80 starts with the Rockets ... Scored 20-plus points 11 times, including two 30-point performances ... **2004-05:** Posted averages of 9.6 points and 5.7 rebounds in 61 games (47 starts) with Houston ... Set a career high with an 84.3% mark from the free throw line ... Missed the last 19 games of the season after suffering a second degree sprain of the medial collateral ligament in his right knee (3/14/05 at Golden St.) ... **2003-04:** Averaged 17.0 points and a team-leading 7.0 rebounds with Orlando, ranking second on the team in scoring average ... **2002-03:** Started in all 77 contests played with the Nuggets, averaging 18.4 points, 7.6 rebounds, 3.0 assists and 1.00 steal ... Paced Denver in scoring and rebounding ... **2001-02:** Averaged 14.6 points and 7.6 rebounds in 81 games with Dallas and Denver ... Posted averages of 12.9 points and 7.4 rebounds in 53 games (44 starts) with Dallas before being traded to Denver, where he averaged 17.9 points and 7.9 rebounds in 28 contests (all starts) ... **2000-01:** Started the season with Washington before being traded to Dallas ... Averaged 18.0 points (47.9% FG) and 7.1 rebounds in 81 games (all starts) ... With Washington only, averaged 18.2 points, 7.0 rebounds and 2.9 assists in 54 games ... With Dallas, averaged 17.8 points, 7.1 boards and 2.6 assists ... **1999-00:** Finished second on the Wizards with a 14.9 scoring average to go with 5.7 rebounds ...

1998-99: Ranked second on Washington with 18.9 points, 8.1 rebounds, 3.0 assists and 11 double-doubles ... **1997-98:** Averaged 18.5 points, 7.0 rebounds, 3.3 assists and a career-high 1.28 steals in 64 games (all starts) ... Missed 16 games with a sprained left ankle ... **1996-97:** Started all 82 games and averaged 19.1 points, 8.0 rebounds and 3.8 assists in 40.5 minutes per game ... **1995-96:** Averaged 22.1 points (career high), 8.1 rebounds, 4.4 assists (career high) and 40.7 minutes (career high) in 81 games (all starts) ... Named the NBA's Player of the Month in April ... All-NBA Third Team selection ... Named to the Eastern Conference All-Star team ... Ranked 10th in the NBA in scoring and fourth in minutes ... **1994-95:** Posted averages of 17.0 points, 8.4 rebounds (career high) and 2.5 assists in 65 games (52 starts) ... Named to the All-Rookie Second Team, missing the First Team by one vote.

PLAYOFFS: 2008: In three appearances with Dallas, averaged 0.3 points and 0.3 assists in 11 minutes ... **2007:** Averaged 5.0 points, 4.4 rebounds and 1.0 assist in seven games with Houston ... **2001:** Posted averages of 13.4 points, 8.3 rebounds and 1.4 assists in 10 games with Dallas ... **1997:** Averaged 18.7 points (46.5% FG), 6.0 rebounds and 1.7 assists in three games with Washington.

COLLEGE: Played three seasons for the University of Michigan (1991-94), where he was a member of the two Wolverines teams that reached the NCAA National Championship in 1992 and 1993 ... Finished his collegiate career with averages of 15.3 points, 7.5 rebounds and 2.0 assists ... Named Third Team All-American in 1994 by the Associated Press after averaging 20.8 points, 9.0 rebounds and 2.4 assists his junior year.

PERSONAL: Full name is Juwan Antonio Howard ... Earned a degree in communications, becoming the first NBA player to leave school early and graduate on time ... Married his wife, Jenine, in Turks and Caicos during the summer of 2002 ... Named one of the "Good Guys in Sports" by The Sporting News ... Developed the Juwan Howard Foundation to help underprivileged youth in Chicago and Washington, D.C.

NBA REGULAR SEASON STATISTICS

SEASON/TEAM	G-GS		— 3-Pt. FG —								—Rebounds—								—Averages—				
	MIN	FGM	FGA	PCT.	FTM	FTA	PCT.	FTM	FTA	PCT.	OFF	DEF	TOT	AST	PF-DQ	STL	TO	BLK	PTS	RPG	APG	PPG	
94-95 Washington	65-52	2348	455	931	489	0	7	0.00	194	292	.664	184	361	545	165	236-2	52	166	15	1104	8.4	2.5	17.0
95-96 Washington	81-81	3294	733	1500	489	4	13	3.08	319	426	.749	188	472	660	360	269-3	67	303	39	1789	8.1	4.4	22.1
96-97 Washington	82-82	3324	638	1313	486	0	2	0.00	294	389	.756	202	450	652	311	259-3	93	246	23	1570	8.0	3.8	19.1
97-98 Washington	64-64	2559	463	991	467	0	2	0.00	258	358	.721	161	288	449	208	225-3	82	185	23	1184	7.0	3.3	18.5
98-99 Washington	36-36	1430	286	604	474	0	3	0.00	110	146	.753	90	203	293	107	130-1	42	95	14	682	8.1	3.0	18.9
99-00 Washington	82-82	2909	509	1108	459	0	7	0.00	202	275	.735	132	338	470	247	299-2	67	225	21	1220	5.7	3.0	14.9
00-01 Was.-Dal.	81-81	2974	583	1218	479	0	3	0.00	296	383	.773	171	401	572	224	292-2	75	242	37	1462	7.1	2.8	18.0
01-02 Dal.-Den.	81-72	2635	462	1005	460	0	2	0.00	261	343	.761	223	389	612	169	265-4	46	152	47	1185	7.6	2.1	14.6
02-03 Denver	77-77	2730	567	1261	450	2	4	5.00	282	351	.803	181	404	585	234	239-2	77	189	27	1418	7.6	3.0	18.4
03-04 Orlando	81-77	2877	529	1169	453	0	1	0.00	318	393	.809	171	399	570	158	284-1	54	178	22	1376	7.0	2.0	17.0
04-05 Houston	61-47	1624	244	541	451	0	1	0.00	97	115	.843	126	220	346	94	143-0	32	79	5	585	5.7	1.5	9.6
05-06 Houston	80-80	2537	394	859	459	0	4	0.00	154	191	.806	168	367	535	112	235-2	49	133	8	942	6.7	1.4	11.8
06-07 Houston	80-38	2123	309	665	465	0	0	---	155	188	.824	138	332	470	131	205-1	29	112	8	773	5.9	1.6	9.7
07-08 Dallas	50-0	353	23	64	359	0	0	---	11	14	.786	21	60	81	17	62-0	5	17	2	57	1.6	0.3	1.1
08-09 Den.-Cha.	42-2	472	75	147	510	0	0	---	23	34	.676	30	46	76	26	71-0	7	26	6	173	1.8	0.6	4.1
TOTALS	1043-871	34188	6270	13376	469	6	49	.122	2974	3898	.763	2186	4730	6916	2563	3214-26	777	2348	297	15520	6.6	2.5	14.9

NBA PLAYOFF STATISTICS

SEASON/TEAM	G-GS		— 3-Pt. FG —								—Rebounds—								—Averages—				
	MIN	FGM	FGA	PCT.	FTM	FTA	PCT.	FTM	FTA	PCT.	OFF	DEF	TOT	AST	PF-DQ	STL	TO	BLK	PTS	RPG	APG	PPG	
1997 Washington	3-3	129	20	43	.465	0	0	---	16	18	.889	10	8	18	5	9-0	2	3	2	56	6.0	1.7	18.7
2001 Dallas	10-10	391	49	136	.360	0	0	---	36	45	.800	29	54	83	14	38-0	6	14	5	134	8.3	1.4	13.4
2007 Houston	7-0	157	14	35	.400	0	0	---	7	11	.636	10	21	31	7	10-0	5	4	0	35	4.4	1.0	5.0
2008 Dallas	3-0	11	0	2	.000	0	0	---	1	4	.250	0	0	0	1	2-0	0	0	0	1	0.0	0.3	0.3
TOTALS	23-13	688	83	216	.384	0	0	---	60	78	.769	49	83	132	27	59-0	13	21	7	226	5.7	1.2	9.8

NBA ALL-STAR GAME STATISTICS

SEASON/TEAM	G-GS		— 3-Pt. FG —								—Rebounds—								—Averages—				
	MIN	FGM	FGA	PCT.	FTM	FTA	PCT.	FTM	FTA	PCT.	OFF	DEF	TOT	AST	PF-DQ	STL	TO	BLK	PTS	RPG	APG	PPG	
1996 East	1-0	16	1	5	.200	0	0	---	0	0	---	4	2	6	2	3-0	1	0	0	2	6.0	2.0	2.0
TOTALS	1-0	16	1	5	.200	0	0	---	0	0	---	4	2	6	2	3-0	1	0	0	2	6.0	2.0	2.0

24 ANDRE MILLER

GUARD . 6'2" . 200 lbs.



CAREER HIGHS

BIRTHDATE	MARCH 19, 1976	COLLEGE	UTAH	PTS.	37 (TWICE)
BIRTHPLACE	LOS ANGELES, CALIF.	NBA EXPERIENCE	10 SEASONS	REB.	12 (PHILADELPHIA VS. CLEVELAND, 01/26/07)
HIGH SCHOOL	VERBUM DEI (L.A.)	W/ TRAIL BLAZERS	NONE	AST.	22 (CLEVELAND VS. PHILADELPHIA, 12/15/01)

HOW ACQUIRED/DRAFT BACKGROUND: Signed with Portland as a free agent on July 24, 2009. Originally selected by the Cleveland Cavaliers in the first round (eighth pick overall) of the 1999 NBA Draft.

2008-09 SEASON: Started all 82 games for Philadelphia, averaging 16.3 points (second on team), 4.5 rebounds, 6.5 assists (led team) and 1.33 steals (tied, second on team) in 36.3 minutes ... Shot 47.3% from the floor, 28.3% from 3-point range and 82.6% from the foul line ... Ranked 14th in the NBA in assists, 15th in assist-to-turnover ratio (2.68) and tied for 15th in steals ... Scored 20-plus points in 19 of the final 50 games and 27 times overall ... Passed out 10 or more assists in 10 games ... Grabbed double figures in rebounds five times ... Led team in scoring 21 times, rebounding nine times, assists 51 times and steals 24 times (including ties) ... Posted 12 double-doubles (seven point-assist, three point-rebound, two point-rebound-assist triple-doubles) ... Counted eighth and ninth career triple-doubles vs. Indiana on Dec. 20 and vs. Detroit on April 4, respectively ... Scored a season-high 30 points at Miami on Feb. 21 and at Cleveland on April 15.

NBA CAREER: Holds career averages of 14.6 points, 4.2 rebounds, 7.4 assists and 1.38 steals in 815 games (768 starts) during his 10 NBA seasons with Cleveland, L.A. Clippers, Denver and Philadelphia ... Has career shooting marks of 46.0% from the floor, 21.0% from 3-point range and 80.2% from the line ... Has played 530 consecutive games, the longest active streak in the NBA ... Has missed just three games in his 10 seasons ... Tied for the 16th-highest assists per game average in NBA history (7.4) and is fourth among active players ... Has tallied the 28th most assists in league history ... Is the only NBA player to average at least 10 points and five assists in each of the last 10 seasons ... Posted 174 career double-doubles and nine triple-doubles ...

2007-08: Started all 82 games with Philadelphia, averaging a career-high 17.0 points to go with 4.0 rebounds, 6.9 assists and 1.28 steals in 36.8 minutes ... Shot a career-high 49.2% from the floor ... Twice named Eastern Conference Player of the Week ... Ranked 10th in the NBA in assists ... **2006-07:** Appeared in 80 games (79 starts) with Philadelphia and Denver, averaging 13.4 points, 4.4 rebounds, 7.8 assists and 1.38 steals in 37.1 minutes ... In 57 games played (56 starts) for the 76ers, averaged 13.6 points, 4.4 rebounds, 7.3 assists and 1.28 steals in 37.6 minutes ... Traded from Denver to Philadelphia on Dec. 19, 2006, but weather issues delayed his physical until Dec. 22, 2006; since the trade was not yet official, he was not credited with missing the games on Dec. 20 or Dec. 22, keeping his streak of active games played alive ... Ranked seventh in assists per game, 20th in steals per game and 15th in assist-to-turnover ratio (2.82) ... **2005-06:** Played and started all 82 games for the Nuggets, averaging 13.7 points, 4.3 rebounds, 8.2 assists and 1.29 steals in 35.8 minutes per

game ... Ranked sixth in the NBA in assists and tied for 26th in steals ... **2004-05:** Played and started all 82 games for Denver, while averaging 13.6 points, 4.1 rebounds, 6.9 assists and 1.48 steals in 34.8 minutes ... Ranked eighth in the NBA in assists and tied for 18th in steals ... **2003-04:** Started all 82 games for the Nuggets, averaging 14.8 points, 4.5 rebounds, 6.1 assists and 1.73 steals in 34.6 minutes ... Ranked 10th in the NBA in both assists and steals ... **2002-03:** In 80 games (all starts) for the L.A. Clippers, averaged 13.6 points, 4.0 rebounds, 6.7 assists and 1.24 steals in 36.4 minutes ... Missed two games with a high left ankle sprain ... Ranked ninth in the league in assists ... **2001-02:** Played and started all but one game for the Cavaliers, while averaging 16.5 points along with career highs in assists (10.9 apg), rebounds (4.7 rpg) and steals (1.56 spg) in 37.3 minutes per game ... Led the NBA in assists, ranked second in triple-doubles (three), fifth in double-doubles (43) and fifth in assist-to-turnover ratio (3.60) ... Twice named Eastern Conference Player of the Week ... Missed one game due to a severe contusion of his right shoulder ... **2000-01:** Played and started all 82 games for Cleveland, averaging 15.8 points, 4.4 rebounds, 8.0 assists and 1.45 steals in 34.7 minutes ... Ranked sixth in the NBA in assists ... **1999-00:** Appeared in all 82 games with 36 starts as a rookie in Cleveland while averaging 11.1 points, 3.4 rebounds, 5.8 assists and 1.02 steals in 25.5 minutes ... Selected to the NBA All-Rookie First Team.

PLAYOFFS: Has compiled career postseason averages of 17.0 points, 4.7 rebounds, 4.8 assists and 1.30 steals in 27 games (all starts), including career highs of 21.2 points and 6.3 rebounds to go with 5.3 assists and 1.17 steals in six starts for the 76ers in 2009.

CAREER TRANSACTIONS: Traded by Denver along with Joe Smith and two first round draft picks to Philadelphia in exchange for Allen Iverson and Ivan McFarlin on Dec. 19, 2006 ... Signed as a free agent by Denver on Aug. 1, 2003 ... Traded from Cleveland to the L.A. Clippers along with Bryant Stith in exchange for Darius Miles and Harold Jamison on July 30, 2002.

COLLEGE: Averaged 12.1 points, 4.8 rebounds and 5.4 assists in four years at the University of Utah ... Finished his career as Utah's all-time leader in steals (254) and second in assists (721) ... Named First Team All-America by The Associated Press, the NABC and the USBWA ... Also named the 1999 WAC Player of the Year and First Team All-WAC and All-Defensive Team ... Named to The Sporting News All-America First Team at the conclusion of his senior season ... Named Honorable Mention All-America by The Associated Press and helped lead the Utes to the NCAA Championship Game as a junior.

PERSONAL: Full name is Andre Lloyd Miller ... Was a member of the USA Basketball 2002 Men's World Championship Team ... Earned a degree in Sociology at the University of Utah in the spring of 1998 ... Helped lead USA Basketball to the gold medal in the 1998 Goodwill Games ... Also played quarterback in high school ... The person he most admired when growing up was his mother, Andrea Robinson.

NBA REGULAR SEASON STATISTICS


SEASON/TEAM	— 3-Pt. FG —										—Rebounds—							—Averages—					
	G-6S	MIN	FGM	FGA	PCT.	FGM	FGA	PCT.	FTM	FTA	PCT.	OFF	DEF	TOT	AST	PF-DQ	STL	TO	BLK	PTS	RPG	APG	PPG
99-00 Cleveland	82-36	2093	339	755	.449	10	49	.204	226	292	.774	85	195	280	476	194-1	84	166	17	914	3.4	5.8	11.1
00-01 Cleveland	82-82	2848	452	999	.452	17	64	.266	375	450	.833	94	266	360	657	229-0	119	265	28	1296	4.4	8.0	15.8
01-02 Cleveland	81-81	3023	474	1045	.454	22	87	.253	365	447	.817	108	271	379	882	228-1	126	245	34	1335	4.7	10.9	16.5
02-03 Clippers	80-80	2913	377	928	.406	23	108	.213	311	391	.795	84	232	316	537	203-3	99	206	11	1088	4.0	6.7	13.1
03-04 Denver	82-82	2838	430	941	.457	12	65	.185	342	411	.832	127	239	366	501	194-2	142	215	25	1214	4.5	6.1	14.8
04-05 Denver	82-82	2852	427	895	.477	6	39	.154	253	302	.838	100	238	338	569	204-1	121	220	8	1113	4.1	6.9	13.6
05-06 Denver	82-82	2937	404	872	.463	5	27	.185	313	424	.738	92	259	351	674	213-1	106	256	18	1126	4.3	8.2	13.7
06-07 Den.-Phil.	80-79	2966	424	909	.466	5	35	.143	222	283	.784	97	255	352	625	184-1	110	222	10	1075	4.4	7.8	13.4
07-08 Phil.	82-82	3016	569	1156	.492	3	34	.088	257	333	.772	95	229	324	565	181-0	105	206	6	1398	4.0	6.9	17.0
08-09 Phil.	82-82	2976	492	1041	.473	15	53	.283	338	409	.826	123	245	368	534	196-1	109	199	14	1337	4.5	6.5	16.3
TOTALS	815-768	28462	4388	9541	.460	118	561	.210	3002	3742	.802	1005	2429	3434	6020	2026-11	1121	2200	171	11896	4.2	7.4	14.6

NBA PLAYOFF STATISTICS

SEASON/TEAM	— 3-Pt. FG —										—Rebounds—							—Averages—					
	G-6S	MIN	FGM	FGA	PCT.	FGM	FGA	PCT.	FTM	FTA	PCT.	OFF	DEF	TOT	AST	PF-DQ	STL	TO	BLK	PTS	RPG	APG	PPG
2004 Denver	5-5	174	34	72	.472	0	2	.000	9	11	.818	15	8	23	16	16-1	8	10	0	77	4.6	3.2	15.4
2005 Denver	5-5	184	28	66	.424	2	4	.500	23	32	.719	9	17	26	26	22-2	10	12	1	81	5.2	5.2	16.2
2006 Denver	5-5	182	34	77	.442	0	0	---	14	17	.824	8	14	22	36	12-0	5	16	1	82	4.4	7.2	16.4
2008 Philadelphia	6-6	229	39	89	.438	0	3	.000	14	22	.636	7	12	19	20	12-0	5	14	0	92	3.2	3.3	15.3
2009 Philadelphia	6-6	258	48	101	.475	3	10	.300	28	34	.824	9	29	38	32	17-0	7	19	1	127	6.3	5.3	21.2
TOTALS	27-27	1027	183	405	.452	5	19	.263	88	116	.759	48	80	128	130	79-3	35	71	3	459	4.7	4.8	17.0

52 GREG ODEN

CENTER . 7'0" . 270 lbs.



CAREER HIGHS

BIRTHDATE	JAN. 22, 1988	COLLEGE	OHIO STATE	PTS.	24 (VS. MILWAUKEE, 01/19/09)
BIRTHPLACE	BUFFALO, N.Y.	NBA EXPERIENCE	ONE SEASON	REB.	15 (TWICE)
HIGH SCHOOL	LAWRENCE N. (INDIANAPOLIS)	W/ TRAIL BLAZERS	ONE SEASON	AST.	3 (3 TIMES)

HOW ACQUIRED/DRAFT BACKGROUND: Selected by Portland in the first round (first pick overall) of the 2007 NBA Draft.

2008-09 SEASON: Posted averages of 8.9 points, 7.0 rebounds, 0.5 assists and 21.5 minutes in 61 games (39 starts) ... Placed second on the squad in blocks with 1.15 per game ... Led Portland in rebounds 20 times (including ties) ... Placed fifth among all NBA rookies and second on the team with 16 double-doubles ... Scored 10-plus points 29 times, including two games of 20 points or more ... Grabbed 10-plus rebounds 18 times ... Had eight games of three blocked shots or more ... Led Portland in scoring twice ... Named to the 2009 T-Mobile Rookie Challenge & Youth Jam at All-Star Weekend ... Recorded 17 points (7-11 FG) and 12 rebounds (six off.) to go with a career-high six blocks Feb. 8 vs. New York ... Brought down a career-high nine offensive boards in tallying 18 points and 14 rebounds Jan. 24 vs. Washington ... Counted a career-high 24 points (9-14 FG) and a career-high tying 15 rebounds vs. Milwaukee on Jan. 19 ... Grabbed a career-high tying 15 rebounds and added 15 points in a career-high 42 minutes Dec. 12 vs. L.A. Clippers (2OT) ... Missed the first 14 games after the All-Star break with a bone chip in his left knee ... Sat out six games from Oct. 31-Nov. 10 with a right foot sprain.

NBA CAREER: 2007-08: Missed the 2007-08 season after undergoing microfracture surgery on his right knee, Sept. 13, 2007.

PLAYOFFS: 2009: Appeared in all six games for Portland, averaging 5.0 points (11-21 FG), 4.3 rebounds and 16.0 minutes ... Netted a playoff career-high 15 points (6-7 FG) on April 18 vs. Houston in his first career postseason contest.

COLLEGE: 2006-07: Named to the Associated Press All-America First Team ... Was the first Buckeye to earn that honor since former Trail Blazer Jim Jackson in 1991-92 ... Named a 2007 Wooden All-American ... Named the NABC National Defensive Player of the Year and Pete Newell Big Man of the Year ... Named Big Ten Freshman of the Year, Defensive Player of the Year, and was selected First Team All-Big Ten by the coaches and media ... Averaged 15.7 points, 9.6 rebounds and 3.3 blocks for the Buckeyes ... Led the team in scoring, rebounding and blocked shots ... Missed the team's first seven games recovering from right wrist surgery ... Due to the injury, he shot the majority of his free throws with his off-hand at a .628 rate ... Logged 16.1 points,

9.3 rebounds and 3.5 blocks in six NCAA Tournament games, despite averaging just 27.5 minutes a contest ... Reached a double-double in three NCAA Tournament games ... Reached double figures in rebounds 15 times ... Posted 14 double-doubles ... Scored 20-plus points five times ... Grabbed 15-plus rebounds five times ... Came through with 25 points, 12 rebounds and four blocked shots against Florida in the NCAA National Championship Game ... Blocked four or more shots 17 times, including a career-high seven blocks in a Feb. 6 win over Michigan.

HIGH SCHOOL: Named 2006 Naismith Prep Player of the Year, awarded annually since 1987 to the best high school player in the nation ... Joins Damon Bailey (1990) as the only Indiana honorees ... Two-time Gatorade Indiana and National Player of the Year (2005, 2006) ... Only the second player to repeat as the Gatorade National Player of the Year, joining LeBron James ... Two-time USA Today and Parade Magazine Player of the Year ... Named 2006 McDonald's High School All-American Player of the Year and played in the McDonald's All-American game ... Associated Press First Team All-Indiana in 2004, 2005 and 2006 ... National High School Coaches Association Player of the Year in 2006 ... Arthur L. Trester Mental Attitude Award winner (Indiana) in 2006 ... Nation's No. 1 rated player by SI.com in 2006 ... Named Indiana Mr. Basketball by the Indianapolis Star in 2006 ... Named Co-MVP for the West in the Roundball Classic ... Tallied 1,873 points, 1,058 rebounds and 341 blocked shots in high school, leading Lawrence North to three consecutive Class 4A state titles and a 103-7 overall record, including 24-1 in the postseason.

PERSONAL: Named to 2009 USA Basketball Men's Select team ... Son of Zoe and Greg Oden, Sr. ... Brother, Anthony, signed to play football at Arkansas in 2008 ... Played on the same high school AAU team (Spiece Indy Heat) with NBA players Josh McRoberts (Indiana), Mike Conley, Jr. (Memphis) and Daequan Cook (Miami) ... Was the homecoming king his senior year of high school ... If he wasn't in the NBA, Oden would like to become a dentist ... In school, his favorite subject was math ... Has a Boston/Beagle mix named Charles Barkley McLovin ... Was on the cover of College Hoops 2K8 video game ... Actively involved in Oregon Mentors ... Partnered with VIZ Media to develop SLAM DUNK, a basketball-themed comic book to be donated to Oden's charity, Oregon Mentors ... Played the piano at the 2008 ESPY Awards ... Spoke at Helping America's Youth conference in March of 2008 in Portland ... Returned to Columbus, Ohio, in the summers of 2008 and 2009 to be close to family and friends and is continuing to pursue his degree at Ohio State.



NBA REGULAR SEASON STATISTICS

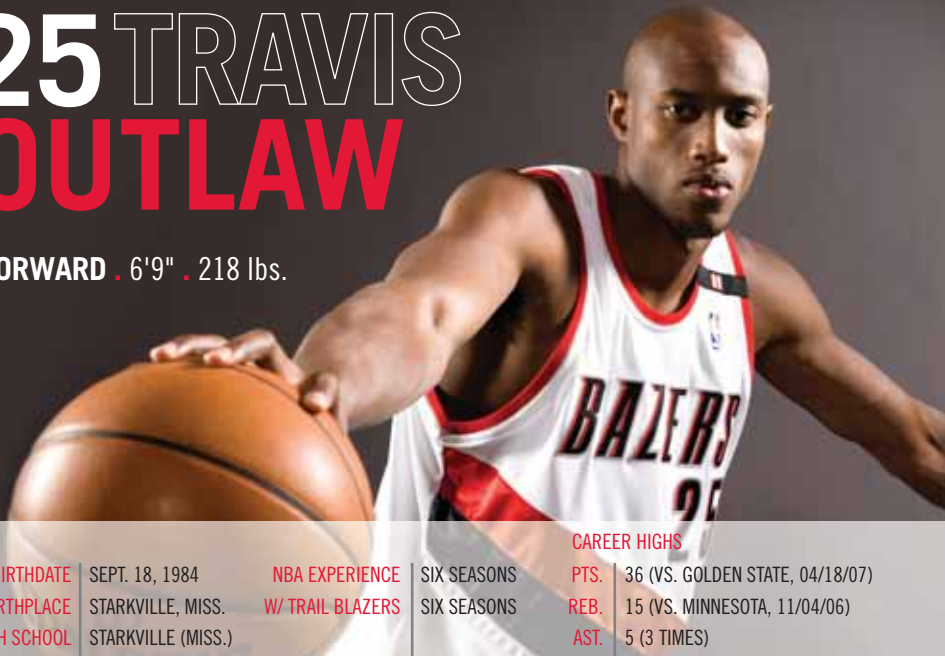
SEASON/TEAM	— 3-Pt. FG —										—Rebounds—							—Averages—					
	G-6S	MIN	FGM	FGA	PCT.	FGM	FGA	PCT.	FTM	FTA	PCT.	OFF	DEF	TOT	AST	PF-DQ	STL	TO	BLK	PTS	RPG	APG	PPG
08-09 Portland	61-39	1314	198	351	.564	0	0	---	144	226	.637	169	255	424	31	238-4	25	87	69	540	7.0	0.5	8.9
TOTALS	61-39	1314	198	351	.564	0	0	---	144	226	.637	169	255	424	31	238-4	25	87	69	540	7.0	0.5	8.9

NBA PLAYOFF STATISTICS

SEASON/TEAM	— 3-Pt. FG —										—Rebounds—							—Averages—					
	G-6S	MIN	FGM	FGA	PCT.	FGM	FGA	PCT.	FTM	FTA	PCT.	OFF	DEF	TOT	AST	PF-DQ	STL	TO	BLK	PTS	RPG	APG	PPG
2009 Portland	6-0	96	11	21	.524	0	0	---	8	12	.667	11	15	26	0	27-1	2	8	5	30	4.3	0.0	5.0
TOTALS	6-0	96	11	21	.524	0	0	---	8	12	.667	11	15	26	0	27-1	2	8	5	30	4.3	0.0	5.0

25 TRAVIS OUTLAW

FORWARD . 6'9" . 218 lbs.



CAREER HIGHS

BIRTHDATE	SEPT. 18, 1984	NBA EXPERIENCE	SIX SEASONS	PTS.	36 (VS. GOLDEN STATE, 04/18/07)
BIRTHPLACE	STARKVILLE, MISS.	W/ TRAIL BLAZERS	SIX SEASONS	REB.	15 (VS. MINNESOTA, 11/04/06)
HIGH SCHOOL	STARKVILLE (MISS.)			AST.	5 (3 TIMES)

HOW ACQUIRED/DRAFT BACKGROUND: Selected by Portland in the first round (23rd pick overall) of the 2003 NBA Draft.

2008-09 SEASON: Averaged 12.8 points, 4.1 rebounds, 1.0 assist and 27.7 minutes in 81 games (six starts) ... Scored in double figures in 59 games, including 11 contests with 20-plus points ... Led the team in scoring six times and rebounding four times (including ties) ... Led Portland's bench in scoring a team-high 38 times (including ties) ... Started six games ... Made 86 of 236 (37.7%) 3-point attempts on the year ... Grabbed 10 or more rebounds in three games ... Tallied two double-doubles ... Led Portland in steals on 15 occasions (including ties) ... Matched a career high with five assists March 26 vs. Phoenix ... Netted 22 points, including 17 in the second quarter (4-5 FG, 3-3 3-PT), March 9 vs. L.A. Lakers ... Netted a team-best 23 points, including 13 in the fourth quarter, in Portland's Feb. 8 win over New York ... Posted 20 points on 8-for-9 shooting at L.A. Clippers on Jan. 26 ... Counted a season-high 33 points (9-14 FG, 4-5 3-PT), the most by a Portland reserve since he scored 36 on April 18, 2007, to go with seven rebounds and a season-high three blocks Jan. 12 in Chicago ... Tallied a team-high 18 points (8-15 FG) on opening night at L.A. Lakers.

NBA CAREER: Posted career averages of 9.6 points (44.5% FG, 35.9% 3-PT), 3.4 rebounds and 21.7 minutes in 366 games (26 starts) ... Has missed just one game over the past two seasons ... **2007-08:** Averaged career highs of 13.3 points (third on team), 4.6 rebounds and 1.3 assists in 26.7 minutes (82 games, six starts) ... One of two Trail Blazers to play in all 82 games (Jarrett Jack) ... Ranked No. 2 in the NBA in points off the bench (12.9) among reserves who played at least 60 games in that role ... Scored in double-digits 57 times, including 16 games of 20-plus points ... His four double-doubles tied for third on the team (Joel Przybilla) ... Led team in scoring 11 times and in rebounding on four occasions ... **2006-07:** In 67 games (one start), averaged 9.6 points, 3.2 rebounds, 1.10 blocked shots and 22.9 minutes ... Led team in total blocks (74) ... Scored 10-plus points 28 times, including five outings with 20-plus and one with 30-plus ... Notched two double-doubles ... Swatted three-plus shots six times ... Paced the team in scoring five times and rebounding once ... Was 143-for-181 (.790) from the foul line ... Matched a franchise record for free throw percentage in a game, going 16-for-16, while scoring a career-best 36 points with 10 rebounds April 18 vs. Golden State ... Tied a then-franchise record with 18 free throws while setting what was then a career-high 26 points April 16 at Utah ... Left New York game Jan. 3 with a sprained right ankle, missing the next

14 games as a result ... **2005-06:** Averaged 5.8 points, 2.7 rebounds and 16.7 minutes in 69 games (11 starts) ... In those starts, averaged 9.6 points, 4.7 rebounds, 1.1 assists and 1.1 steals ... Set then-career highs in field goals made (eight), free throws made (eight), free throws attempted (nine), offensive rebounds (five), defensive rebounds (seven), total rebounds (10) and minutes (40) during the course of the season ... Blocked more shots (46) than in two previous seasons combined ... Led or co-led the team in scoring twice, rebounds four times and assists once ... Scored 10-plus points 16 times ... **2004-05:** Averaged 5.4 points, 2.1 rebounds, 0.6 assists, 0.68 blocked shots and 13.4 minutes in 59 contests, including two starts ... While he sat out 23 games with DNP-coach's decision, he was the only Trail Blazer to suit up and be ready to play in all 82 games ... Came on strong in the last two months, averaging 9.1 points, 2.9 rebounds and 21.3 minutes while shooting 52.0 percent from the field and 73.0 percent from the foul line in 27 games ... **2003-04:** Appeared in eight games in his rookie NBA season and averaged 1.0 points, 0.5 rebounds and 2.4 minutes, playing 19 minutes total for the year ... Biggest game was against the L.A. Lakers on the final night of the regular season when he scored four points on 2-of-3 field goal shooting and grabbed two rebounds in eight minutes of action ... On the injured list for 54 games (bilateral patellar tendonitis).

PLAYOFFS: 2009: Appeared in all six games, posting averages of 9.0 points (31.8% FG), 3.0 rebounds and 28.3 minutes ... Netted a playoff career-best 14 points on April 26 in Houston.

HIGH SCHOOL: Named to Parade All-American High School Boys Basketball Second Team ... Named to USA Today High School Boys Basketball All-USA Third Team ... Named a 2003 McDonald's High School All-American ... Played in the McDonald's High School All-American Game, where he scored 10 points on 5-for-7 shooting and grabbed three rebounds in 15 minutes to help the East team to a 122-107 victory ... Played in the EA Sports Roundball Classic, where he had 13 points, six rebounds and three steals ... Was a three-time prep All-State selection in Mississippi ... Helped Starkville High School to a 28-3 record his senior season and a berth in the 5A State championship game ... In the championship contest, registered 19 points, 13 rebounds and four blocked shots ... Averaged 22 points, 12 rebounds and six assists a game his senior year.

PERSONAL: Full name is Travis Marquez Outlaw ... Served as the ambassador to the 2007 Trail Blazers Street Jam, which benefits Special Olympics Oregon ... Returned to the battered Mississippi Gulf Region in August 2006 to help with the rebuilding efforts one year after Hurricane Katrina struck ... Holds basketball clinics for children with asthma, which Outlaw has ... Parents are John and Markeeta Outlaw ... Father is Assistant Chief of Police for the Starkville Police Department ... His hometown of Starkville, Miss., declared Aug. 26 of each year Travis Outlaw Day and his high school jersey No. 25 was retired during halftime of a Starkville High School football game that evening in 2005 ... First dunked the ball in fifth grade ... Averaged 18.7 points and 6.3 rebounds in 35.5 minutes en route to 2005 First Team All-Reebok Vegas Summer League honors.

NBA REGULAR SEASON STATISTICS

SEASON/TEAM	— 3-Pt. FG —										—Rebounds—										—Averages—		
	G-GS	MIN	FGM	FGA	PCT.	FGM	FGA	PCT.	FTM	FTA	PCT.	OFF	DEF	TOT	AST	PF-DQ	STL	TOT	BLK	PTS	RPG	APG	PPG
03-04 Portland	8-0	19	3	7	.429	0	0	—	2	4	.500	2	2	4	1	1-0	1	1	0	8	0.5	0.1	1.0
04-05 Portland	59-2	793	133	267	.498	4	10	.400	49	75	.653	40	81	121	35	77-0	30	39	40	319	2.1	0.6	5.4
05-06 Portland	69-11	1153	162	368	.440	14	53	.264	62	89	.697	48	141	189	34	112-0	31	37	46	400	2.7	0.5	5.8
06-07 Portland	67-1	1532	246	567	.434	10	37	.270	143	181	.790	65	152	217	52	150-1	61	66	74	645	3.2	0.8	9.6
07-08 Portland	82-6	2186	417	964	.433	40	101	.396	218	294	.741	96	280	376	106	173-0	59	107	63	1092	4.6	1.3	13.3
08-09 Portland	81-6	2246	385	850	.453	89	236	.377	175	242	.723	70	261	331	83	168-0	47	94	57	1034	4.1	1.0	12.8
TOTALS	366-26	7929	1346	3023	.445	157	437	.359	649	885	.733	321	917	1238	311	681-1	229	344	280	3498	3.4	0.8	9.6

NBA PLAYOFF STATISTICS

SEASON/TEAM	— 3-Pt. FG —										—Rebounds—										—Averages—		
	G-GS	MIN	FGM	FGA	PCT.	FGM	FGA	PCT.	FTM	FTA	PCT.	OFF	DEF	TOT	AST	PF-DQ	STL	TOT	BLK	PTS	RPG	APG	PPG
2009 Portland	6-0	170	21	66	.318	4	16	.250	8	12	.667	2	16	18	3	10-0	5	5	4	54	3.0	0.5	9.0
TOTALS	6-0	170	21	66	.318	4	16	.250	8	12	.667	2	16	18	3	10-0	5	5	4	54	3.0	0.5	9.0

31 JEFF PENDERGRAPH

FORWARD • 6'9" • 240 lbs.

BIRTHDATE APRIL 29, 1987
BIRTHPLACE ONTARIO, CALIF.
HIGH SCHOOL ETIWANDA (ETIWANDA, CALIF.)

COLLEGE ARIZONA STATE
NBA EXPERIENCE NONE
W/ TRAIL BLAZERS NONE

HOW ACQUIRED/DRAFT BACKGROUND: Acquired by Portland from the Sacramento Kings for Sergio Rodriguez, the draft rights to Jon Brockman (38th pick overall) and cash considerations on June 25, 2009. Originally selected by the Kings in the second round (31st pick overall) of the 2009 NBA Draft.

COLLEGE: Set Arizona State records for games played (126) and started (120), and his 1,588 career points are sixth best by a Sun Devil all-time ... Posted career averages of 12.6 points, 7.5 rebounds and 1.04 blocks ... Second in career rebounds at Arizona State with 942 ... Is the only Sun Devil to lead Arizona State in rebounding in four straight seasons ... **2008-09:** Led the nation in field goal percentage (66.0%) as a senior ... Averaged 14.5 points and 8.2 rebounds ... Named to the Pac-10 First Team ... Posted 11 double-doubles and averaged 16.1 points and 9.0 rebounds in the final 15 games ... Helped lead the Sun Devils to the NCAA Tournament for just the second time in 14 seasons and for just the fourth time in 28 seasons ... **2007-08:** Averaged 12.4 points, 6.4 rebounds and 1.65 blocks ... Named to the Pac-10 Third Team ... Shot 59.3% from the field, third best in the conference ... Had 29 points and eight rebounds against Arizona to help the Sun Devils to their first win at Arizona since 1995 ... Shot a career-best 79.3 percent from the free throw line ... Started all 34 games he played ... **2006-07:** Averaged 12.1 points and a collegiate-best 9.1 rebounds ... His rebounding average was also the second best in school history and helped him earn Honorable Mention honors in the conference ... Second in the Pac-10 in field goal percentage (55.1%) and rebounding average (9.1), and fourth in minutes per game (35.5) in league games ... Had 19 rebounds against both Oregon and Colgate ... **2005-06:** Averaged 10.9 points and 6.1 rebounds to place him second and third respectively among all conference freshmen ... Named to the Pac-10 All-Freshmen Team ... Averaged 13.0 points and 8.3 rebounds over the final six games.

HIGH SCHOOL: A 2005 graduate of Etiwanda in Southern California, where he played alongside Hornets guard Darren Collison ... A 2004 "Best in the West" second-team selection by Frank Burlison in the Long Beach Press-Telegram ... Averaged 9.5 points and 10.5 rebounds for an Etiwanda squad that went 31-2 in his senior year and was ranked second in the nation ... Team started season 13-0 ... Etiwanda went 31-3 in his junior year, including 10-0 in the Baseline League, and reached the southern California regional final.

PERSONAL: Led Portland's 2009 NBA Summer League entry with 7.6 rebounds and 1.20 blocked shots to go with 10.8 points in five games (all starts) ... Arrived at Arizona State early in the summer of 2005 to get a head start on classes and the life around Tempe ... Majored in economics ... Plays the piano ... Has a younger sister, Samantha, and a younger brother, Tim ... Was a teammate of Trail Blazers Head Coach Nate McMillan's son, Jamelle, in his final two seasons at Arizona State.

NCAA REGULAR SEASON STATISTICS (ARIZONA STATE)

SEASON/TEAM	— 3-PT. FG —					—Rebounds—										—Averages—							
	G-S	MIN	FGM	FGA	PCT.	FGM	FGA	PCT.	FTM	FTA	PCT.	OFF	DEF	TOT	AST	PF-DO	STL	TO	BLK	PTS	RPG	APG	PPG
05-06 Ariz. St.	27-22	688	115	233	.494	0	2	.000	65	89	.730	57	108	165	15	93-5	12	52	23	295	6.1	0.6	10.9
06-07 Ariz. St.	30-29	1007	145	263	.551	0	5	.000	73	100	.730	118	154	272	26	104-4	18	70	22	363	9.1	0.9	12.1
07-08 Ariz. St.	34-34	967	153	258	.593	0	1	.000	115	145	.793	74	144	218	29	104-5	15	67	56	421	6.4	0.9	12.4
08-09 Ariz. St.	35-35	1139	198	300	.660	0	1	.000	113	145	.779	87	200	287	31	94-5	17	43	30	509	8.2	0.9	14.5
TOTALS	126-120	3801	611	1054	.580	0	9	.000	366	479	.764	336	606	942	101	395-19	62	232	131	1588	7.5	0.8	12.6

40 ripcity

SINCE 1970



 **FAN SHOP**
GET YOUR **RIP CITY** GEAR

Open Monday-Friday, 11am-3pm
at the Rose Garden

Online shopping 24/7 at trailblazers.com

10 JOEL PRZYBILLA

CENTER . 7'1" . 255 lbs.



CAREER HIGHS

BIRTHDATE	OCT. 10, 1979	COLLEGE	MINNESOTA	PTS.	19 (TWICE)
BIRTHPLACE	MONTICELLO, MINN.	NBA EXPERIENCE	NINE SEASONS	REB.	26 (AT LA CLIPPERS, 03/22/08)
HIGH SCHOOL	MONTICELLO (MINN.)	W/ TRAIL BLAZERS	FIVE SEASONS	AST.	4 (7 TIMES)

HOW ACQUIRED/DRAFT BACKGROUND: Signed with Portland as a free agent on Aug. 25, 2004. Originally selected by the Houston Rockets in the first round (ninth pick overall) of the 2000 NBA Draft.

2008-09 SEASON: Averaged 5.5 points, 8.7 rebounds, 0.3 assists, 1.18 blocks and 23.8 minutes in 82 games (43 starts) ... Led Portland in rebounds in a team-high 43 games (including ties) ... Pulled down double figures in rebounds 34 times, including 14 games of 14 or more boards ... Led the team in field goal shooting (62.5%), rebounds (8.7) and blocks (1.18) ... Was the only Trail Blazer to appear in all 82 games, doing so for the first time in his career ... Led the team in steals 11 times (including ties) ... Led Portland in minutes three times ... Notched 11 double-doubles ... Posted his third double-double in a row with 13 points (4-4 FG) and 11 rebounds to go with two blocks March 19 at Cleveland ... Blocked a season-high tying five shots March 13 vs. New Jersey ... Grabbed a game-best 18 rebounds, including seven offensive, to go with 12 points vs. L.A. Lakers on March 9 ... Pulled in a season-high eight offensive rebounds March 4 vs. Indiana ... Scored a season-high tying 14 points (4-5 FG) while pulling down 17 rebounds Jan. 31 vs. Utah ... Brought down a Trail Blazers season-high 19 rebounds in a season-high 40 minutes vs. the Nuggets on Dec. 23.

NBA CAREER: Holds career averages of 4.2 points (55.7% FG), 6.4 rebounds, 1.56 blocked shots and 20.6 minutes in 487 games (359 starts) ... Posted averages of 5.2 points (58.1% FG), 7.5 rebounds, 1.65 blocked shots and 23.1 minutes in 334 games (255 starts) with Portland from 2004-09 ... Notched 36 career double-doubles, including 35 with Portland ... **2007-08:** Posted averages of 4.8 points, 8.4 rebounds, 1.21 blocked shots, 23.6 minutes and a 57.8% field goal percentage ... Ranked No. 24 in the NBA in rebounding (8.4) and No. 28 in blocked shots (1.21) ... His 26 rebounds March 22 at L.A. Clippers tied him with LeRoy Ellis and Bill Walton for the most in franchise history in a regulation game, and fell just one shy of the team-record 27 (Sidney Wicks, 20T) ... **2006-07:** In 43 games (all starts), averaged 2.0 points, 3.9 rebounds, a team-high 1.56 blocked shots and 16.3 minutes ... **2005-06:** Averaged 6.1 points, 7.0 rebounds, 2.32 blocks and 24.9 minutes in 56 games (52 starts) ... Missed 25 games because of patella tendonitis in his right knee ... Led team with 130 blocked shots ... Ranked seventh in the NBA for the second consecutive year in blocks per game (2.32) and 14th in total blocks (130) ... Tied a franchise record for most blocked shots in a game with a career-high nine blocks April 2 at Seattle ... **2004-05:** Averaged 6.4 points, 7.7 rebounds, 2.14 blocked shots and 24.4 minutes in 76 games (50 starts) ... Finished seventh in the NBA in blocked shots

(2.14) and 23rd in rebounding (7.7) ... Led team in field goal percentage with a 59.8% mark ... Totaled 14 double-doubles ... Led the team in rebounds a team-best 36 times ... Pulled down 10-plus boards 27 times ... Blocked five-plus shots 10 times ... **2003-04:** In 12 games (all starts) with Atlanta, averaged 4.0 points, 8.4 rebounds, 1.42 blocked shots and 26.2 minutes ... Appeared in five games with Milwaukee before being traded ... Averaged 0.2 points and 2.0 rebounds in 33 minutes of action with the Bucks ... **2002-03:** Saw action in 32 games with the Bucks and averaged 1.5 points, 4.5 rebounds, 1.40 blocks and 17.1 minutes ... Sat out the first 13 games with left ankle bone spurs, then was on injured list for 31 games because of ankle soreness ... **2001-02:** Averaged 2.7 points, 4.0 rebounds, 1.66 blocks and 15.9 minutes in 71 games (62 starts) ... Led team in blocks ... Posted his first career double-double with 12 points and 13 rebounds vs. Detroit Jan. 21 ... **2000-01:** In 33 games (13 starts), averaged 0.8 points, 2.2 rebounds and 0.91 blocks.

PLAYOFFS: Averaged 2.3 points (57.9% FG), 4.9 rebounds, 1.27 blocked shots and 17.9 minutes in 11 career playoff games (nine starts) ... **2009:** Started all six games for Portland, averaging 3.8 points (10-18 FG), 7.3 rebounds (3.2 off.), 2.00 blocks and 27.0 minutes ... Led team in rebounds three times (including ties) ... **2003:** Started three of Milwaukee's five playoff games and averaged 0.5 points and 2.0 rebounds in 8.3 minutes per game ... **2001:** Appeared in one game, playing two minutes for Milwaukee in Game 2 vs. Philadelphia.

CAREER TRANSACTIONS: Acquired by the Atlanta Hawks from the Milwaukee Bucks in a three-team, five-player trade on Feb. 15, 2004. Atlanta also received Michael Doleac and a 2005 second round pick from the New York Knicks, Milwaukee received Keith Van Horn from New York, and the Knicks received Nazr Mohammed from Atlanta and Tim Thomas from Milwaukee ... Acquired by the Bucks from the Houston Rockets for the draft rights to Jason Collier (15th pick overall) and a future first round draft choice on June 28, 2000.

COLLEGE: Played two seasons at Minnesota before entering the NBA Draft ... Averaged 14.2 points, 8.4 rebounds, 3.9 blocks and shot 61.3% from the field in 21 games during his sophomore season with the Golden Gophers ... Ranked fourth in the nation in blocks ... Finished first in the Big Ten in field goal percentage, second in blocks and third in rebounds ... Earned Basketball News All-American recognition as a freshman ... Started 26 of 28 games as a freshman and finished eighth in the nation in blocked shots with a 3.0 average.

PERSONAL: Full name is Joel Anthony Przybilla (pronounced PRIZ-billa) ... Married to Noelle and father to Anthony ... Owns an English bulldog named Beanie ... An avid outdoorsman, Joel loves to fish ... Boxes during the off-season as one way to stay in shape ... Lists his favorite movie as "The Big Lebowski" ... At Monticello High School, was two-time winner of Minnesota's Associated Press Player of the Year award.

NBA REGULAR SEASON STATISTICS

SEASON/TEAM	G-6S			MIN			FGM			FGA			PCT.			3-Pt. FG			Rebounds			Averages		
	G	S	M	MIN	FGM	FGA	PCT.	FGM	FGA	PCT.	FTM	FTA	PCT.	OFF	DEF	TOT	AST	PF-DQ	STL	TO	BLK	PTS	RPG	APG
00-01 Milw.	33	-13	270	12	35	.343	0	0	---	3	11	.273	29	42	71	2	56-0	3	13	30	27	2.2	0.1	0.8
01-02 Milw.	71	-62	1128	76	142	.535	0	1	0.000	38	90	.422	78	205	283	21	199-3	20	43	118	190	4.0	0.3	2.7
02-03 Milw.	32	-17	546	18	46	.391	0	0	---	12	24	.500	48	97	145	12	85-1	10	19	45	48	4.5	0.4	1.5
03-04 Milw.-Atl.	17	-12	347	18	50	.360	0	0	---	13	31	.419	32	79	111	7	53-1	5	18	17	49	6.5	0.4	2.9
04-05 Portland	76	-50	1858	199	333	.598	0	0	---	90	174	.517	178	410	588	74	239-1	24	98	163	488	7.7	1.0	6.4
05-06 Portland	56	-52	1395	131	239	.548	0	0	---	82	154	.532	146	245	391	43	149-1	20	76	130	344	7.0	0.8	6.1
06-07 Portland	43	-43	701	37	78	.474	0	0	---	10	27	.370	59	109	168	12	124-0	10	40	67	84	3.9	0.3	2.0
07-08 Portland	77	-67	1819	144	250	.576	0	1	0.000	83	122	.680	195	454	649	27	234-1	13	95	93	371	8.4	0.4	4.8
08-09 Portland	82	-43	1952	168	269	.625	0	1	0.000	112	169	.663	204	513	717	27	215-0	34	78	97	448	8.7	0.3	5.5
TOTALS	487	-359	10017	803	1442	.557	0	3	0.000	443	802	.552	969	2154	3123	225	1354 - 8	139	480	760	2049	6.4	0.5	4.2

NBA PLAYOFF STATISTICS

SEASON/TEAM	G-6S			MIN			FGM			FGA			PCT.			3-Pt. FG			Rebounds			Averages				
	G	S	M	MIN	FGM	FGA	PCT.	FGM	FGA	PCT.	FTM	FTA	PCT.	OFF	DEF	TOT	AST	PF-DQ	STL	TO	BLK	PTS	RPG	APG	PPG	
2001 Milwaukee	1	-0	2	0	0	---	0	0	---	0	0	---	0	0	0	0	0-0	0	0	0	0	0	0	0.0	0.0	0.0
2003 Milwaukee	4	-3	33	1	1	1.000	0	0	---	0	0	---	2	8	10	1	11-0	0	1	2	2	2	2	2.5	0.3	0.5
2009 Portland	6	-6	162	10	18	.556	0	0	---	3	6	.500	19	25	44	8	21-0	4	3	12	23	7.3	1.3	3.8		
TOTALS	11	-9	197	11	19	.579	0	0	---	3	6	.500	21	33	54	9	32 - 0	4	4	14	25	4.9	0.8	2.3		

7 BRANDON ROY

GUARD . 6'6" . 211 lbs.



CAREER HIGHS

BIRTHDATE	JULY 23, 1984	COLLEGE	WASHINGTON	PTS.	52 (VS. PHOENIX, 12/18/08)
BIRTHPLACE	SEATTLE, WASH.	NBA EXPERIENCE	THREE SEASONS	REB.	14 (VS. SEATTLE, 02/21/08)
HIGH SCHOOL	GARFIELD (SEATTLE)	W/ TRAIL BLAZERS	THREE SEASONS	AST.	12 (TWICE)

HOW ACQUIRED/DRAFT BACKGROUND: Acquired by Portland from the Minnesota Timberwolves for the draft rights to Randy Foye (seventh pick overall) via the Boston Celtics on June 28, 2006. Originally selected by the Timberwolves in the first round (sixth pick overall) of the 2006 NBA Draft.

2008-09 SEASON: Posted team highs of 22.6 points, 5.1 assists, 1.13 steals and 37.2 minutes to go with 4.7 rebounds in 78 games (all starts) ... Tallied 20-plus points in 55 contests, including 12 games of 30 or more ... Led team in scoring 51 times and assists in 35 games (including ties) ... Led Portland in steals a team-high 27 times (including ties) ... Team leader with 5.33 free throws made and 6.47 free throw attempts per game (82.4%) ... Set career highs in scoring (22.6), rebounds (4.7, tied), field goal shooting (48.0%), 3-point shooting (37.7%, tied) and games (78) ... Ranked 17th in the NBA in assist-to-turnover ratio (2.63) ... Ranked 10th in the NBA in scoring, 23rd in assists, 34th in steals and 22nd in minutes ... Named to the All-NBA Second Team, becoming the first Trail Blazer to make an All-NBA squad since Clyde Drexler in 1991-92 ... Selected to the Western Conference All-Star Team, netting 14 points (7-8 FG), five rebounds and five assists ... Named Western Conference Player of the Week for the weeks ending Nov. 30 and April 12 ... Dished a season-high 11 assists in posting his third double-double (25 points) of the year March 31 vs. Utah ... Tied the franchise record for steals in a game with 10 on Jan. 24 vs. Washington ... Rang up a career-high 52 points (14-27 FG, 5-7 3-PT, 19-21 FT) Dec. 18 vs. Phoenix, setting the record for points in a game in Portland and placing second on the all-time list for scoring in a game by a Trail Blazer ... Scored 29-plus points in five straight games from Dec. 9-18 (36.4 points per game).

NBA CAREER: Holds career averages of 19.8 points (46.5% FG, 80.3% FT), 4.6 rebounds, 5.1 assists, 1.12 steals and 36.9 minutes in 209 games (207 starts) ... Led team in points, assists, steals and minutes during the 2007-08 and 2008-09 seasons ... In 209 career games, has led team in points 103 times and assists 92 times ... Posted 112 career games of 20 points or more ... Is one of two players this decade (LeBron James) to be named Rookie of the Year and appear in two All-Star Games in his first three NBA seasons ... His four Western Conference Player of the Week honors are second-most by a Trail Blazer (Clyde Drexler, 10) ... **2007-08:** Averaged a team-high 19.1 points, 4.7 rebounds, a team-best 5.8 assists and a team-high 37.7 minutes in 74 games (all starts) ... Ranked among NBA leaders in assists (No. 16), minutes (No. 20) and points (No. 35) ... Also ranked No. 11 in the NBA with a 3.16 assist-to-turnover ratio ... Led team in scoring 38 times (team high), rebounding four times and assists 40 times (team high) ... Scored in double-digits 65 times, including 41 games of 20-plus and two of 30-plus ... Registered nine double-doubles, ranking second on the team ... Earned spots on both the Western Conference All-Star Team and the T-Mobile Rookie Challenge sophomore squad at All-Star Weekend in New Orleans ... In the All-Star Game, played a team-high

29 minutes, counting a team-high tying 18 points (8-10 FG, 2-3 3-PT) to go with nine rebounds, five assists and a steal in the West's 134-128 loss ... His 18 points mark the second-highest total from a Trail Blazer in an All-Star game (Drexler, 25) ... In the T-Mobile Rookie Challenge, registered 17 points (5-10 FG, 1-1 3-PT, 6-8 FT), two rebounds, seven assists, two steals and 26 minutes in the Sophomores' 136-109 victory ... Named Western Conference Player of the Week for the weeks ending Dec. 9 and Dec. 16, becoming only the second Trail Blazer to receive the honor in back-to-back weeks (Drexler) ... Registered first career triple-double with 20 points, 10 rebounds and 11 assists Feb. 1 vs. New York ... **2006-07:** Posted averages of 16.8 points, 4.4 rebounds, 4.0 assists, 1.18 steals and 35.4 minutes in 57 games (55 starts) ... Named T-Mobile NBA Rookie of the Year, becoming the third player in franchise history to win the award ... Earned unanimous selection to T-Mobile NBA All-Rookie First Team by a vote of NBA head coaches ... Member of the rookie squad in the Rookie-Sophomore game at All-Star Weekend in Las Vegas ... Garnered Western Conference Rookie of the Month honors in January, February and March ... Notched 16 games of 20-plus points ... Led or co-led team in points 14 times, rebounds four times and assists 17 times ... Picked up four double-doubles ... Led all rookies in points, assists and minutes per game ... Finished No. 7 among rookies in rebounds, No. 3 in free throw percentage, No. 6 in field goal percentage, No. 2 in steals and No. 6 in 3-point field goal percentage ... Missed 19 games with a heel injury.

PLAYOFFS: 2009: Started all six games for Portland, averaging a team-best 26.7 points (45.9% FG, 87.0% FT) to add to 4.8 rebounds, 2.8 assists, 1.33 steals and 39.7 minutes ... His 26.7 points per game were seventh-best in the 2009 NBA playoffs and ranked fourth by a Trail Blazer in a single postseason ... Netted 19 points or more in every game ... Led Portland in scoring five times (including ties) ... His 42 points on April 21 vs. Houston were the most scored in NBA history by a player in his first or second career playoff game and tied for the second-most points in franchise playoff history ... Became third Trail Blazer to make at least 13 free throws without a miss (13-13 FT) in a postseason game on April 26 at Houston.

COLLEGE: Listed as a finalist for the Wooden Award, Naismith Award, Oscar Robertson Trophy and the Adolph Rupp Player of the Year ... Finished collegiate career as Washington's 10th all-time leading scorer with 1,477 points and ranked sixth in assists with 308 ... Posted career averages of 14.3 points (51.2% FG), 5.0 rebounds, 3.0 assists and 27.5 minutes in 103 games ... As a senior in 2005-06, named Pac-10 Player of the Year and earned consensus First Team All-America honors ... Ranked second in the Pac-10 in scoring (20.2), third in field goal percentage (.508) and fourth in assists (4.1) in 2005-06 ... Finished senior year ranked fourth all-time in Washington single-season scoring with 666 points.

PERSONAL: Honored as the winner of the 2009 Magic Johnson Award, presented to an NBA player who combines excellence on the court with outstanding cooperation with the media ... Named the NBA's Northwest Division winner and an NBA finalist for the 2007-08 Sportsmanship Award, given annually to the player who best represents the ideals of on-court sportsmanship ... Brandon and fiancé Tiana are the parents of Brandon Jr. and Mariah ... Majored in American Ethnic Studies in college ... Has two brothers and one sister ... Grew up in Seattle playing youth basketball with fellow Trail Blazer Martell Webster.

NBA REGULAR SEASON STATISTICS

SEASON/TEAM	— 3-Pt. FG —									—Rebounds—							—Averages—						
	G-GS	MIN	FGM	FGA	PCT.	FGM	FGA	PCT.	FTM	FTA	PCT.	OFF	DEF	TOT	AST	PF-DQ	STL	TOT	BLK	PTS	RPG	APG	PPG
06-07 Portland	57-55	2015	349	765	.456	55	146	.377	202	241	.838	58	192	250	230	139-1	67	116	10	955	4.4	4.0	16.8
07-08 Portland	74-74	2792	531	1170	.454	73	215	.340	281	373	.753	81	267	348	430	147-1	79	136	16	1416	4.7	5.8	19.1
08-09 Portland	78-78	2903	633	1318	.480	83	220	.377	416	505	.824	104	266	370	400	127-1	88	152	22	1765	4.7	5.1	22.6
TOTALS	209-207	7710	1513	3253	.465	211	581	.363	899	1119	.803	243	725	968	1060	413-3	234	404	48	4136	4.6	5.1	19.8

NBA PLAYOFF STATISTICS


SEASON/TEAM	— 3-Pt. FG —									—Rebounds—							—Averages—						
	G-GS	MIN	FGM	FGA	PCT.	FGM	FGA	PCT.	FTM	FTA	PCT.	OFF	DEF	TOT	AST	PF-DQ	STL	TOT	BLK	PTS	RPG	APG	PPG
2009 Portland	6-6	238	56	122	.459	8	17	.471	40	46	.870	6	23	29	17	15-1	8	13	7	160	4.8	2.8	26.7
TOTALS	6-6	238	56	122	.459	8	17	.471	40	46	.870	6	23	29	17	15-1	8	13	7	160	4.8	2.8	26.7

NBA ALL-STAR GAME STATISTICS

SEASON/TEAM	— 3-Pt. FG —									—Rebounds—							—Averages—						
	G-GS	MIN	FGM	FGA	PCT.	FGM	FGA	PCT.	FTM	FTA	PCT.	OFF	DEF	TOT	AST	PF-DQ	STL	TOT	BLK	PTS	RPG	APG	PPG
2008 West	1-0	29	8	10	.800	2	3	.667	0	0	---	1	8	9	5	2-0	1	0	1	18	9.0	5.0	18.0
2009 West	1-0	31	7	8	.875	0	0	---	0	0	---	0	5	5	5	2-0	0	0	0	14	5.0	5.0	14.0
TOTALS	2-0	60	15	18	.833	2	3	.667	0	0	---	1	13	14	10	4-0	1	0	1	32	7.0	5.0	16.0

23 MARTELL WEBSTER

GUARD/FORWARD . 6'7" . 235 lbs.



CAREER HIGHS

BIRTHDATE	DEC. 4, 1986	NBA EXPERIENCE	FOUR SEASONS	PTS.	26 (VS. UTAH, 01/05/08)
BIRTHPLACE	EDMONDS, WASH.	W/ TRAIL BLAZERS	FOUR SEASONS	REB.	10 (AT CLEVELAND, 03/10/08)
HIGH SCHOOL	SEATTLE PREP (SEATTLE)			AST.	4 (3 TIMES)

HOW ACQUIRED/DRAFT BACKGROUND: Selected by Portland in the first round (sixth pick overall) of the 2005 NBA Draft.

2008-09 SEASON: Suffered a stress fracture in his left foot (fifth metatarsal) in an Oct. 7 preseason game vs. Sacramento ... Underwent foot surgery on Oct. 9, 2008, to repair the stress fracture ... Played five minutes in his only action of the season Dec. 7 in Toronto before re-aggravating the injury.

NBA CAREER: Has career averages of 8.1 points (40.8% FG, 37.2% 3-PT), 3.0 rebounds and 22.7 minutes in 219 games (115 starts) ... Increased his scoring, rebounding and assist averages over each of his first three seasons before missing most of 2008-09 ... **2007-08:** Averaged career highs of 10.7 points, 3.9 rebounds, 1.2 assists and 28.4 minutes in 75 games (70 starts) ... Registered career highs in field goal percentage (42.2%) and 3-point percentage (38.3%) ... Led the team with 123 3-pointers ... Played in the team's first 75 games before experiencing an irregular heartbeat prior to the April 3 game vs. Houston — after a series of tests, was cleared to play, but remained sidelined for rest of the season ... Led team in scoring eight times and rebounding three times ... Logged 38 games of double-digit scoring and seven games with 20 points or more ... Sank at least three 3-pointers 21 times ... Ranked fourth on the team in scoring ... Poured in a season-high 26 points (24 in third quarter alone), grabbed six rebounds and dished three assists Jan. 5 vs. Utah ... **2006-07:** Averaged 7.0 points, 2.9 rebounds and 21.5 minutes in 82 games (27 starts) ... Scored 10-plus points 25 times, including two games of 20-plus points ... Converted at least three 3-pointers in 13 games and at least four 3-pointers five times ... Paced the team with 91 3-pointers ... **2005-06:** In rookie NBA season, posted 6.6 points, 2.1 rebounds and 17.5 minutes in 61 games (18 starts) ... Was 61-for-71 (.859) from the free throw line ... Led or co-led the team in points five times, rebounds twice and assists once ... Registered double figures in points 18 times, including 20-plus twice ... Assigned to Fort Worth of the NBA Development League Jan. 15 ... Was recalled Feb. 3 from Fort Worth, where he averaged 25.0 minutes, 10.8 points, 3.0 rebounds and 0.6 assists in eight games ... In 33 games following his stint in the D-League, tallied averages of 8.7 points and 3.0 rebounds while shooting 45.0 percent from the field ... Logged first NBA start Dec. 4 (his 19th birthday) vs. Utah.

HIGH SCHOOL: One of 10 finalists for the Naismith Award, an honor that goes to the nation's top high school player ... Selected to the 2005 McDonald's All-American team ... Parade Magazine All-America First Team ... USA Today's Preseason Super 25 ... Selected as one of the top eight juniors in the country in 2004 by USA Today ... Originally committed to play for the University of Washington ... In the Nike Hoop Summit against top international competition, scored 21 points on 9-of-14 shooting to help the USA Select Team defeat the World Select Team, 106-98 ... Scored 22 points in the Jordan Classic ... Registered 16 points and six rebounds in the McDonald's High School All-American game.

PERSONAL: Became a father during the 2008-09 season to Nylah Grace ... Served as the ambassador of the 2008 Trail Blazers Street Jam, benefiting Special Olympics Oregon ... Grew up playing basketball with teammate and fellow Seattle native Brandon Roy ... When drafted, was the highest pick by the Trail Blazers since the team selected Kentucky's Sam Bowie as the No. 2 selection in the 1984 NBA Draft ... Favorite breakfast cereals are Fruity Pebbles and Peanut Butter Captain Crunch ... Interests include classic cars, music, reading and airplanes ... Wanted to be a pilot growing up ... Biggest influence in his life has been Beulah Walker, his great aunt, who raised him from the time he was three years old ... Has a sister, Chi-Chi, and a brother, Bobby ... Cousin of Jason Terry of the Dallas Mavericks ... Changed his jersey number to 23, the number he wore in high school, prior to the 2009-10 season.



NBA REGULAR SEASON STATISTICS

SEASON/TEAM	— 3-Pt. FG —										—Rebounds—					—Averages—							
	G-GS	MIN	FGM	FGA	PCT.	FGM	FGA	PCT.	FTM	FTA	PCT.	OFF	DEF	TOT	AST	PF-DQ	STL	TO	BLK	PTS	RPG	APG	PPG
05-06 Portland	61-18	1070	139	348	.399	65	182	.357	61	71	.859	29	101	130	34	90-0	21	43	14	404	2.1	0.6	6.6
06-07 Portland	82-27	1759	195	492	.396	91	250	.364	93	132	.705	43	197	240	52	126-0	35	76	19	574	2.9	0.6	7.0
07-08 Portland	75-70	2132	277	656	.422	123	217	.388	122	166	.735	54	242	296	90	159-0	42	83	28	799	3.9	1.2	10.7
08-09 Portland	1-0	5	0	1	.000	0	1	.000	0	0	---	0	0	0	0	0-0	0	0	0	0.0	0.0	0.0	
TOTALS	219-115	4967	611	1497	.408	279	750	.372	276	369	.748	126	540	666	176	375-0	98	202	61	1777	3.0	0.8	8.1

Trail Blazers Season & Career Highs

LaMARCUS ALDRIDGE

2008-09 NBA SEASON HIGHS

Minutes	54	12/12/08	Portland vs. L.A. Clippers
FG	14	04/03/09	Portland at Oklahoma City
FG Att.	25	03/23/09	Portland vs. Philadelphia
3-Point FG	2	03/09/09	Portland vs. L.A. Lakers
3-Point Att.	4	03/09/09	Portland vs. L.A. Lakers
FT	11	03/13/09	Portland vs. New Jersey (Twice)
FT Att.	12	03/13/09	Portland vs. New Jersey (Twice)
Off. Reb.	10	03/23/09	Portland vs. Philadelphia
Def. Reb.	11	04/03/09	Portland at Oklahoma City
Rebounds	18	04/03/09	Portland at Oklahoma City
Assists	5	03/23/09	Portland vs Philadelphia (4 times)
Steals	4	11/12/08	Portland at Miami
Turnovers	5	02/12/09	Portland at Golden State
Blocks	3	04/05/09	Portland at Houston (5 times)
Points	35	04/03/09	Portland at Oklahoma City

NBA CAREER HIGHS

Minutes	54	12/12/08	Portland vs. L.A. Clippers
FG	15	03/18/08	Portland vs. Phoenix
FG Att.	27	03/18/08	Portland vs. Phoenix
3-Point FG	2	03/09/09	Portland vs. L.A. Lakers
3-Point Att.	4	03/09/09	Portland vs. L.A. Lakers
FT	12	12/31/07	Portland at Utah
FT Att.	14	12/31/07	Portland at Utah
Off. Reb.	10	03/23/09	Portland vs. Philadelphia (Twice)
Def. Reb.	12	04/08/08	Portland vs. L.A. Lakers
Rebounds	18	04/03/09	Portland at Oklahoma City
Assists	7	03/21/08	Portland vs. L.A. Clippers
Steals	4	11/12/08	Portland at Miami
Turnovers	6	03/13/08	Portland at Sacramento
Blocks	5	02/21/08	Portland vs. Seattle (Twice)
Points	36	12/31/07	Portland at Utah

NBA CAREER POSTSEASON HIGHS

Minutes	45	04/26/09	Portland at Houston
FG	12	04/30/09	Portland at Houston
FG Att.	21	04/30/09	Portland at Houston
3-Point FG	1	04/24/09	Portland at Houston
3-Point Att.	1	04/28/09	Portland vs. Houston (4 times)
FT	5	04/21/09	Portland vs. Houston
FT Att.	8	04/21/09	Portland vs. Houston
Off. Reb.	2	04/28/09	Portland vs. Houston (4 times)
Def. Reb.	10	04/21/09	Portland vs. Houston
Rebounds	12	04/21/09	Portland vs. Houston
Assists	2	04/28/09	Portland vs. Houston (3 times)
Steals	1	04/28/09	Portland vs. Houston (3 times)
Turnovers	4	04/24/09	Portland at Houston
Blocks	5	04/24/09	Portland at Houston
Points	27	04/21/09	Portland vs. Houston

NICOLAS BATUM

NBA CAREER HIGHS (ALSO 2008-09 SEASON HIGHS)

Minutes	35	03/31/09	Portland vs Utah
FG	7	03/31/09	Portland vs Utah (Twice)
FG Att.	10	03/31/09	Portland vs Utah
3-Point FG	4	01/31/09	Portland vs Utah
3-Point Att.	6	02/22/09	Portland vs L.A. Clippers
FT	4	03/13/09	Portland vs New Jersey (Twice)
FT Att.	4	03/13/09	Portland vs New Jersey (4 times)
Off. Reb.	4	03/26/09	Portland vs Phoenix (4 times)
Def. Reb.	7	12/30/08	Portland vs Boston
Rebounds	8	01/19/09	Portland vs Milwaukee
Assists	4	01/04/09	Portland at L.A. Lakers (Twice)
Steals	3	03/01/09	Portland vs San Antonio (Twice)
Turnovers	3	12/09/08	Portland vs Orlando
Blocks	2	03/13/09	Portland vs New Jersey (9 times)
Points	20	03/13/09	Portland vs New Jersey

NBA CAREER POSTSEASON HIGHS

Minutes	19	04/18/09	Portland vs. Houston
FG	2	04/30/09	Portland at Houston
FG Att.	3	04/30/09	Portland at Houston
3-Point FG	1	04/30/09	Portland at Houston (Twice)
3-Point Att.	1	04/30/09	Portland at Houston (4 times)
FT	0	04/30/09	Portland at Houston (6 times)
FT Att.	0	04/30/09	Portland at Houston (6 times)
Off. Reb.	1	04/30/09	Portland at Houston
Def. Reb.	2	04/21/09	Portland vs. Houston
Rebounds	2	04/21/09	Portland vs. Houston
Assists	1	04/26/09	Portland at Houston
Steals	1	04/18/09	Portland vs. Houston
Turnovers	2	04/26/09	Portland at Houston
Blocks	1	04/26/09	Portland at Houston (Twice)
Points	5	04/30/09	Portland at Houston

JERRYD BAYLESS

NBA CAREER HIGHS (ALSO 2008-09 SEASON HIGHS)

Minutes	34	02/04/09	Portland at Dallas
FG	7	02/02/09	Portland at New Orleans
FG Att.	11	02/11/09	Portland vs. Oklahoma City (Twice)
3-Point FG	1	02/22/09	Portland vs. L.A. Clippers (7 times)
3-Point Att.	3	01/31/09	Portland vs. Utah (Twice)
FT	11	01/15/09	Portland at New Jersey
FT Att.	11	01/15/09	Portland at New Jersey
Off. Reb.	1	03/07/09	Portland vs. Minnesota (8 times)
Def. Reb.	4	01/17/09	Portland at Charlotte
Rebounds	4	02/04/09	Portland at Dallas (4 times)
Assists	8	02/11/09	Portland vs. Oklahoma City
Steals	2	02/02/09	Portland at New Orleans (Twice)
Turnovers	4	02/04/09	Portland at Dallas (Twice)
Blocks	1	03/04/09	Portland vs. Indiana (Twice)
Points	23	01/15/09	Portland at New Jersey

NBA CAREER POSTSEASON HIGHS

Minutes	9	04/18/09	Portland vs. Houston
FG	1	04/30/09	Portland at Houston (Twice)
FG Att.	4	04/18/09	Portland vs. Houston
3-Point FG	0	04/30/09	Portland at Houston (Twice)
3-Point Att.	1	04/18/09	Portland vs. Houston
FT	2	04/18/09	Portland vs. Houston
FT Att.	3	04/18/09	Portland vs. Houston
Off. Reb.	0	04/30/09	Portland at Houston (Twice)
Def. Reb.	1	04/30/09	Portland at Houston
Rebounds	1	04/30/09	Portland at Houston
Assists	0	04/30/09	Portland at Houston (Twice)
Steals	0	04/30/09	Portland at Houston (Twice)
Turnovers	1	04/18/09	Portland vs. Houston
Blocks	1	04/18/09	Portland vs. Houston
Points	4	04/18/09	Portland vs. Houston

STEVE BLAKE

2008-09 NBA SEASON HIGHS

Minutes	44	03/19/09	Portland at Cleveland
FG	9	03/23/09	Portland vs. Philadelphia
FG Att.	20	03/23/09	Portland vs. Philadelphia
3-Point FG	6	03/21/09	Portland at Milwaukee (Twice)
3-Point Att.	12	03/23/09	Portland vs. Philadelphia (Twice)
FT	10	11/10/08	Portland at Orlando
FT Att.	11	11/10/08	Portland at Orlando
Off. Reb.	2	04/08/09	Portland at San Antonio (5 times)
Def. Reb.	7	04/07/09	Portland at Memphis (Twice)
Rebounds	7	04/07/09	Portland at Memphis (3 times)
Assists	17	02/22/09	Portland vs. L.A. Clippers
Steals	4	12/18/08	Portland vs. Phoenix (3 times)
Turnovers	5	12/23/08	Portland vs. Denver
Blocks	1	04/05/09	Portland at Houston (4 times)
Points	22	03/23/09	Portland vs. Philadelphia (3 times)



Trail Blazers Season & Career Highs

NBA CAREER HIGHS

Minutes	50	02/02/07	Denver vs. Portland
FG	9	03/23/09	Portland vs. Philadelphia (Twice)
FG Att.	20	03/23/09	Portland vs. Philadelphia
3-Point FG	6	03/21/09	Portland at Milwaukee (Twice)
3-Point Att.	12	03/23/09	Portland vs. Philadelphia (Twice)
FT	12	01/24/04	Washington vs. Indiana
FT Att.	13	01/24/04	Washington vs. Indiana
Off. Reb.	3	12/25/07	Portland vs. Seattle (3 times)
Def. Reb.	10	03/23/04	Washington at Utah
Rebounds	10	03/23/04	Washington at Utah
Assists	18	02/14/07	Denver at Minnesota
Steals	5	01/26/07	Denver at Utah
Turnovers	9	03/23/04	Washington at Utah
Blocks	2	11/14/07	Portland at Denver (Twice)
Points	25	01/14/07	Denver at Portland

NBA CAREER POSTSEASON HIGHS

Minutes	43	04/26/09	Portland at Houston
FG	6	04/24/09	Portland at Houston
FG Att.	11	04/24/09	Portland at Houston
3-Point FG	4	04/24/09	Portland at Houston (Twice)
3-Point Att.	7	04/24/09	Portland at Houston
FT	3	04/28/09	Portland vs. Houston
FT Att.	4	04/28/09	Portland vs. Houston
Off. Reb.	2	04/28/09	Portland vs. Houston (Twice)
Def. Reb.	5	04/30/09	Portland at Houston (Twice)
Rebounds	7	04/28/09	Portland vs. Houston
Assists	10	04/24/09	Portland at Houston
Steals	2	04/30/09	Portland at Houston (3 times)
Turnovers	4	04/30/09	Portland at Houston (Twice)
Blocks	0	04/30/09	Portland at Houston (15 times)
Points	16	04/24/09	Portland at Houston

RUDY FERNANDEZ

NBA CAREER HIGHS (ALSO 2008-09 SEASON HIGHS)

Minutes	38	12/12/08	Portland vs. L.A. Clippers
FG	8	03/26/09	Portland vs. Phoenix (Twice)
FG Att.	15	01/04/09	Portland at L.A. Lakers
3-Point FG	6	04/15/09	Portland vs. Denver
3-Point Att.	9	04/15/09	Portland vs. Denver (3 times)
FT	8	11/12/08	Portland at Miami
FT Att.	8	11/12/08	Portland at Miami
Off. Reb.	4	10/31/08	Portland vs. San Antonio
Def. Reb.	8	12/12/08	Portland vs. L.A. Clippers
Rebounds	10	12/12/08	Portland vs. L.A. Clippers
Assists	6	01/10/09	Portland vs. Golden State
Steals	3	04/15/09	Portland vs. Denver (6 times)
Turnovers	3	02/02/09	Portland at New Orleans (5 times)
Blocks	2	01/07/09	Portland vs. Detroit
Points	25	11/12/08	Portland at Miami

NBA CAREER POSTSEASON HIGHS

Minutes	41	04/30/09	Portland at Houston
FG	6	04/24/09	Portland at Houston
FG Att.	9	04/24/09	Portland at Houston
3-Point FG	5	04/24/09	Portland at Houston
3-Point Att.	7	04/24/09	Portland at Houston
FT	4	04/21/09	Portland vs. Houston
FT Att.	4	04/21/09	Portland vs. Houston
Off. Reb.	2	04/30/09	Portland at Houston
Def. Reb.	6	04/30/09	Portland at Houston
Rebounds	8	04/30/09	Portland at Houston
Assists	3	04/24/09	Portland at Houston
Steals	3	04/28/09	Portland vs. Houston
Turnovers	3	04/30/09	Portland at Houston (Twice)
Blocks	2	04/28/09	Portland vs. Houston
Points	17	04/24/09	Portland at Houston

JUWAN HOWARD

2008-09 NBA SEASON HIGHS

Minutes	31	02/08/09	Charlotte at Miami
FG	6	02/08/09	Charlotte at Miami (3 times)
FG Att.	11	02/08/09	Charlotte at Miami
3-Point FG	0	04/15/09	Charlotte at Orlando (42 times)
3-Point Att.	0	04/15/09	Charlotte at Orlando (42 times)
FT	3	01/30/09	Charlotte at Denver (Twice)
FT Att.	5	02/08/09	Charlotte at Miami
Off. Reb.	4	04/01/09	Charlotte at Boston
Def. Reb.	4	01/25/09	Charlotte at Indiana
Rebounds	5	01/30/09	Charlotte at Denver (Twice)
Assists	4	01/27/09	Charlotte at L.A. Lakers
Steals	1	03/21/09	Charlotte vs. Indiana (7 times)
Turnovers	3	01/28/09	Charlotte at Portland
Blocks	2	01/10/09	Charlotte at Washington
Points	14	02/08/09	Charlotte at Miami

NBA CAREER HIGHS

Minutes	54	03/01/95	Washington at Boston
FG	19	04/19/96	Washington at Toronto
FG Att.	29	01/20/06	Houston at Chicago (Twice)
3-Point FG	1	03/02/03	Denver vs. Philadelphia (6 times)
3-Point Att.	2	02/21/95	Washington vs. Dallas (Twice)
FT	15	12/31/00	Washington vs. Detroit
FT Att.	17	03/03/02	Denver vs. Dallas (4 times)
Off. Reb.	9	02/04/05	Houston at Minnesota (3 times)
Def. Reb.	13	03/07/01	Dallas at Miami
Rebounds	16	01/31/02	Dallas vs. Houston
Assists	9	12/14/02	Denver at Cleveland (10 times)
Steals	5	11/30/99	Washington at New Jersey (Twice)
Turnovers	9	12/19/95	Washington at L.A. Clippers
Blocks	5	03/20/01	Dallas vs. Portland
Points	42	04/19/96	Washington at Toronto

NBA CAREER POSTSEASON HIGHS

Minutes	47	04/24/01	Dallas at Utah
FG	8	05/12/01	Dallas vs. San Antonio (Twice)
FG Att.	18	04/28/01	Dallas vs. Utah
3-Point FG	0	04/27/08	Dallas vs. New Orleans (23 times)
3-Point Att.	0	04/27/08	Dallas vs. New Orleans (23 times)
FT	7	05/03/01	Dallas at Utah (Twice)
FT Att.	9	05/03/01	Dallas at Utah (Twice)
Off. Reb.	6	05/09/01	Dallas vs. San Antonio
Def. Reb.	10	04/28/01	Dallas vs. Utah
Rebounds	12	05/14/01	Dallas at San Antonio
Assists	3	04/30/07	Houston vs. Utah (4 times)
Steals	2	04/30/07	Houston vs. Utah
Turnovers	3	04/24/01	Dallas at Utah (Twice)
Blocks	2	05/12/01	Dallas vs. San Antonio
Points	21	04/25/97	Washington at Chicago

ANDRE MILLER

2008-09 NBA SEASON HIGHS

Minutes	46	03/23/09	Philadelphia at Portland
FG	12	03/02/09	Philadelphia vs. New Orleans (Twice)
FG Att.	26	12/02/08	Philadelphia at Chicago
3-Point FG	2	01/07/09	Philadelphia at Milwaukee
3-Point Att.	4	01/02/09	Philadelphia at Dallas
FT	10	01/07/09	Philadelphia at Milwaukee (Twice)
FT Att.	13	04/15/09	Philadelphia at Cleveland
Off. Reb.	6	03/07/09	Philadelphia at Memphis
Def. Reb.	9	03/23/09	Philadelphia at Portland
Rebounds	11	01/02/09	Philadelphia at Dallas
Assists	13	03/13/09	Philadelphia vs. Chicago
Steals	5	03/22/09	Philadelphia at Sacramento
Turnovers	8	04/02/09	Philadelphia vs. Milwaukee (Twice)
Blocks	2	11/14/08	Philadelphia at Indiana (Twice)
Points	30	04/15/09	Philadelphia at Cleveland (Twice)



Trail Blazers Season & Career Highs

(ANDRE MILLER, CONT'D)

NBA CAREER HIGHS

Minutes	53	03/08/02	Cleveland at Milwaukee
FG	15	12/08/04	Denver at Washington
FG Att.	26	12/02/08	Philadelphia at Chicago
3-Point FG	3	12/05/00	Cleveland vs. Charlotte
3-Point Att.	5	11/14/06	Denver at Miami (4 times)
FT	16	02/18/02	Cleveland vs. Utah
FT Att.	17	02/18/02	Cleveland vs. Utah
Off. Reb.	6	03/07/09	Philadelphia at Memphis (3 times)
Def. Reb.	10	01/10/03	L.A. Clippers at Seattle
Rebounds	12	01/26/07	Philadelphia vs. Cleveland
Assists	22	12/15/01	Cleveland vs. Philadelphia
Steals	9	12/15/01	Cleveland vs. Philadelphia
Turnovers	10	01/17/05	Denver at Golden State
Blocks	3	12/20/03	Denver vs. Seattle (Twice)
Points	37	11/28/02	L.A. Clippers vs. New Jersey (Twice)

NBA CAREER POSTSEASON HIGHS

Minutes	46	04/24/09	Philadelphia vs. Orlando
FG	12	04/22/09	Philadelphia at Orlando
FG Att.	24	04/24/05	Denver at San Antonio
3-Point FG	2	04/24/05	Denver at San Antonio
3-Point Att.	4	04/28/09	Philadelphia at Orlando
FT	10	04/30/09	Philadelphia vs. Orlando
FT Att.	12	04/30/09	Philadelphia vs. Orlando
Off. Reb.	5	04/27/04	Denver vs. Minnesota (Twice)
Def. Reb.	7	04/24/09	Philadelphia vs. Orlando
Rebounds	9	04/24/09	Philadelphia vs. Orlando
Assists	9	04/29/06	Denver vs. L.A. Clippers
Steals	4	04/28/09	Philadelphia at Orlando (3 times)
Turnovers	7	04/29/06	Denver vs. L.A. Clippers
Blocks	1	04/26/09	Philadelphia vs. Orlando (3 times)
Points	31	04/24/05	Denver at San Antonio

GREG ODEN

NBA CAREER HIGHS (ALSO 2008-09 SEASON HIGHS)

Minutes	42	12/12/08	Portland vs. L.A. Clippers
FG	9	01/19/09	Portland vs. Milwaukee
FG Att.	14	01/19/09	Portland vs. Milwaukee
3-Point FG	0	04/15/09	Portland vs. Denver (61 times)
3-Point Att.	0	04/15/09	Portland vs. Denver (61 times)
FT	7	01/12/09	Portland at Chicago
FT Att.	11	01/19/09	Portland vs. Milwaukee
Off. Reb.	9	01/24/09	Portland vs. Washington
Def. Reb.	11	11/30/08	Portland at Detroit
Rebounds	15	01/19/09	Portland vs. Milwaukee (Twice)
Assists	3	12/30/08	Portland vs. Boston (3 times)
Steals	3	12/30/08	Portland vs. Boston
Turnovers	5	11/18/08	Portland at Golden State
Blocks	6	02/08/09	Portland vs. New York
Points	24	01/19/09	Portland vs. Milwaukee

NBA CAREER POSTSEASON HIGHS

Minutes	22	04/18/09	Portland vs. Houston
FG	6	04/18/09	Portland vs. Houston
FG Att.	7	04/18/09	Portland vs. Houston
3-Point FG	0	04/30/09	Portland at Houston (6 times)
3-Point Att.	0	04/30/09	Portland at Houston (6 times)
FT	3	04/18/09	Portland vs. Houston
FT Att.	4	04/28/09	Portland vs. Houston (Twice)
Off. Reb.	3	04/30/09	Portland at Houston (Twice)
Def. Reb.	3	04/30/09	Portland at Houston (4 times)
Rebounds	6	04/30/09	Portland at Houston
Assists	0	04/30/09	Portland at Houston (6 times)
Steals	1	04/28/09	Portland vs. Houston (Twice)
Turnovers	4	04/30/09	Portland at Houston
Blocks	2	04/30/09	Portland at Houston (Twice)
Points	15	04/18/09	Portland vs. Houston

TRAVIS OUTLAW

2008-09 NBA SEASON HIGHS

Minutes	47	03/19/09	Portland at Cleveland
FG	9	04/13/09	Portland vs. Oklahoma City (3 times)
FG Att.	18	03/19/09	Portland at Cleveland
3-Point FG	4	03/11/09	Portland vs. Dallas (Twice)
3-Point Att.	7	02/22/09	Portland vs. L.A. Clippers
FT	11	01/12/09	Portland at Chicago
FT Att.	13	01/12/09	Portland at Chicago
Off. Reb.	3	04/13/09	Portland vs. Oklahoma City (8 times)
Def. Reb.	11	02/12/09	Portland at Golden State
Rebounds	13	11/06/08	Portland vs. Houston
Assists	5	03/26/09	Portland vs. Phoenix
Steals	4	12/25/08	Portland vs. Dallas
Turnovers	4	02/06/09	Portland at Oklahoma City (3 times)
Blocks	3	03/07/09	Portland vs. Minnesota (Twice)
Points	33	01/12/09	Portland at Chicago

NBA CAREER HIGHS

Minutes	47	03/19/09	Portland at Cleveland
FG	11	02/19/08	Portland vs. Sacramento (Twice)
FG Att.	23	03/29/08	Portland vs. Charlotte
3-Point FG	4	03/11/09	Portland vs. Dallas (3 times)
3-Point Att.	7	02/22/09	Portland vs. L.A. Clippers
FT	18	04/16/07	Portland at Utah
FT Att.	20	04/16/07	Portland at Utah
Off. Reb.	6	11/04/06	Portland vs. Minnesota
Def. Reb.	11	02/12/09	Portland at Golden State (Twice)
Rebounds	15	11/04/06	Portland vs. Minnesota
Assists	5	03/26/09	Portland vs. Phoenix (3 times)
Steals	4	12/25/08	Portland vs. Dallas (Twice)
Turnovers	5	01/16/08	Portland at Boston (Twice)
Blocks	6	11/10/06	Portland vs. NO/Okla. City
Points	36	04/18/07	Portland vs. Golden State

NBA CAREER POSTSEASON HIGHS

Minutes	32	04/26/09	Portland at Houston
FG	6	04/26/09	Portland at Houston
FG Att.	14	04/26/09	Portland at Houston
3-Point FG	2	04/26/09	Portland at Houston
3-Point Att.	4	04/26/09	Portland at Houston (Twice)
FT	4	04/30/09	Portland at Houston
FT Att.	4	04/30/09	Portland at Houston (Twice)
Off. Reb.	1	04/26/09	Portland at Houston (Twice)
Def. Reb.	5	04/28/09	Portland vs. Houston
Rebounds	5	04/28/09	Portland vs. Houston
Assists	2	04/24/09	Portland at Houston
Steals	2	04/26/09	Portland at Houston
Turnovers	2	04/26/09	Portland at Houston (Twice)
Blocks	2	04/26/09	Portland at Houston
Points	14	04/26/09	Portland at Houston

JOEL PRZYBILLA

2008-09 NBA SEASON HIGHS

Minutes	40	12/23/08	Portland vs. Denver
FG	6	03/09/09	Portland vs. L.A. Lakers (Twice)
FG Att.	10	03/09/09	Portland vs. L.A. Lakers
3-Point FG	0	04/15/09	Portland vs. Denver (82 times)
3-Point Att.	1	11/24/08	Portland vs. Sacramento
FT	6	01/31/09	Portland vs. Utah
FT Att.	9	01/31/09	Portland vs. Utah
Off. Reb.	8	03/04/09	Portland vs. Indiana
Def. Reb.	14	12/23/08	Portland vs. Denver
Rebounds	19	12/23/08	Portland vs. Denver
Assists	2	03/11/09	Portland vs. Dallas (3 times)
Steals	3	11/22/08	Portland at Phoenix
Turnovers	5	03/15/09	Portland at Atlanta
Blocks	5	03/13/09	Portland vs. New Jersey (Twice)
Points	14	01/31/09	Portland vs. Utah (Twice)



Trail Blazers Season & Career Highs

NBA CAREER HIGHS

Minutes	44	12/09/05	Portland vs. NO/Oklia. City
FG	8	11/30/05	Portland at Washington (6 times)
FG Att.	16	03/16/05	Portland at Houston
3-Point Att.	1	11/24/08	Portland vs. Sacramento (3 times)
FT	6	01/31/09	Portland vs. Utah (Twice)
FT Att.	10	01/21/02	Milwaukee at Detroit
Off. Reb.	10	12/04/05	Portland vs. Utah (Twice)
Def. Reb.	18	03/22/08	Portland at L.A. Clippers
Rebounds	26	03/22/08	Portland at L.A. Clippers
Assists	4	02/04/06	Portland at Denver (7 times)
Steals	3	11/22/08	Portland at Phoenix (4 times)
Turnovers	6	03/25/08	Portland vs. Washington
Blocks	9	04/02/06	Portland at Seattle
Points	19	04/06/05	Portland vs. Golden State (Twice)

NBA CAREER POSTSEASON HIGHS

Minutes	38	04/21/09	Portland vs. Houston
FG	4	04/18/09	Portland vs. Houston
FG Att.	8	04/18/09	Portland vs. Houston
3-Point FG	0	04/30/09	Portland at Houston (11 times)
3-Point Att.	0	04/30/09	Portland at Houston (11 times)
FT	2	04/21/09	Portland vs. Houston
FT Att.	4	04/21/09	Portland vs. Houston
Off. Reb.	6	04/30/09	Portland at Houston
Def. Reb.	7	04/26/09	Portland at Houston
Rebounds	12	04/26/09	Portland at Houston
Assists	4	04/28/09	Portland vs. Houston
Steals	2	04/28/09	Portland vs. Houston
Turnovers	2	04/21/09	Portland vs. Houston
Blocks	5	04/30/09	Portland at Houston
Points	8	04/18/09	Portland vs. Houston

BRANDON ROY

2008-09 NBA SEASON HIGHS

Minutes	53	12/12/08	Portland vs. L.A. Clippers
FG	15	12/12/08	Portland vs. L.A. Clippers
FG Att.	30	12/12/08	Portland vs. L.A. Clippers
3-Point FG	5	12/18/08	Portland vs. Phoenix
3-Point Att.	7	12/18/08	Portland vs. Phoenix (Twice)
FT	19	12/18/08	Portland vs. Phoenix
FT Att.	21	12/18/08	Portland vs. Phoenix
Off. Reb.	5	02/06/09	Portland at Oklahoma City
Def. Reb.	9	03/26/09	Portland vs. Phoenix
Rebounds	9	03/26/09	Portland vs. Phoenix (3 times)
Assists	11	03/31/09	Portland vs. Utah
Steals	10	01/24/09	Portland vs. Washington
Turnovers	6	04/08/09	Portland at San Antonio (Twice)
Blocks	2	01/24/09	Portland vs. Washington (4 times)
Points	52	12/18/08	Portland vs. Phoenix

NBA CAREER HIGHS

Minutes	53	12/12/08	Portland vs. L.A. Clippers
FG	15	12/12/08	Portland vs. L.A. Clippers
FG Att.	30	12/12/08	Portland vs. L.A. Clippers
3-Point FG	5	12/18/08	Portland vs. Phoenix (Twice)
3-Point Att.	7	12/18/08	Portland vs. Phoenix (4 times)
FT	19	12/18/08	Portland vs. Phoenix
FT Att.	21	12/18/08	Portland vs. Phoenix
Off. Reb.	5	02/06/09	Portland at Oklahoma City (Twice)
Def. Reb.	12	02/21/08	Portland vs. Seattle
Rebounds	14	02/21/08	Portland vs. Seattle
Assists	12	04/08/08	Portland vs. L.A. Lakers (Twice)
Steals	10	01/24/09	Portland vs. Washington
Turnovers	6	04/08/09	Portland at San Antonio (Twice)
Blocks	2	01/24/09	Portland vs. Washington (4 times)
Points	52	12/18/08	Portland vs. Phoenix

NBA CAREER POSTSEASON HIGHS

Minutes	43	04/26/09	Portland at Houston
FG	15	04/21/09	Portland vs. Houston
FG Att.	27	04/21/09	Portland vs. Houston
3-Point FG	2	04/30/09	Portland at Houston (4 times)
3-Point Att.	4	04/28/09	Portland vs. Houston
FT	13	04/26/09	Portland at Houston
FT Att.	13	04/26/09	Portland at Houston
Off. Reb.	3	04/24/09	Portland at Houston
Def. Reb.	7	04/21/09	Portland vs. Houston
Rebounds	7	04/24/09	Portland at Houston (Twice)
Assists	5	04/26/09	Portland at Houston
Steals	3	04/26/09	Portland at Houston
Turnovers	4	04/26/09	Portland at Houston
Blocks	3	04/26/09	Portland at Houston
Points	42	04/21/09	Portland vs. Houston

MARTELL WEBSTER

2008-09 NBA SEASON HIGHS

Minutes	5	12/07/08	Portland at Toronto
FG	0	12/07/08	Portland at Toronto
FG Att.	1	12/07/08	Portland at Toronto
3-Point FG	0	12/07/08	Portland at Toronto
3-Point Att.	1	12/07/08	Portland at Toronto
FT	0	12/07/08	Portland at Toronto
FT Att.	0	12/07/08	Portland at Toronto
Off. Reb.	0	12/07/08	Portland at Toronto
Def. Reb.	0	12/07/08	Portland at Toronto
Rebounds	0	12/07/08	Portland at Toronto
Assists	0	12/07/08	Portland at Toronto
Steals	0	12/07/08	Portland at Toronto
Turnovers	0	12/07/08	Portland at Toronto
Blocks	0	12/07/08	Portland at Toronto
Points	0	12/07/08	Portland at Toronto

NBA CAREER HIGHS

Minutes	45	04/16/07	Portland at Utah
FG	10	04/01/06	Portland vs. Utah
FG Att.	20	03/24/08	Portland at Seattle
3-Point FG	6	04/02/08	Portland at L.A. Lakers
3-Point Att.	9	04/02/08	Portland at L.A. Lakers (Twice)
FT	9	04/19/06	Portland vs. Phoenix
FT Att.	10	04/19/06	Portland vs. Phoenix
Off. Reb.	3	03/27/08	Portland at Golden State (9 times)
Def. Reb.	8	03/10/08	Portland at Cleveland (4 times)
Rebounds	10	03/10/08	Portland at Cleveland
Assists	4	11/14/07	Portland at Denver (3 times)
Steals	4	11/18/06	Portland at New Jersey (Twice)
Turnovers	5	03/15/06	Portland at New Jersey
Blocks	4	11/19/07	Portland at Charlotte
Points	26	01/05/08	Portland vs. Utah

Trail Blazing

WHAT ABOUT THE ROOKIES? --- Portland's two rookies join the Trail Blazers after hugely successful four-year college careers. See their collegiate career highs below:

Dante Cunningham - Villanova

Points: 31 - Twice
Rebounds: 13 - 3 times
Assists: 6 - 2/22/09 at Syracuse

Jeff Pendergraph - Arizona State

Points: 31 - 1/2/09 at Stanford
Rebounds: 19 - Twice
Assists: 4 - Twice





After The Final Buzzer, there is The Bell.®

Taco Bell® is a proud sponsor of
the Portland Trail Blazers.





our
 **COMMUNITY**



make it better

PORTLAND TRAIL BLAZERS



Mission

The Portland Trail Blazers believe life is more than a game, more than the numbers on a scoreboard. We will give our time, talent and resources to help children and their families live, learn and play.

During the 2008-09 season, the Portland Trail Blazers staff, team and fans lent over 110,000 assists, impacting the lives of individuals across Oregon and Southwest Washington. Our goal is to ensure that number grows every day.

make it better auctions

Fans have the opportunity to bid on authentic autographed items from the Portland Trail Blazers as well as other professional teams during select home games. Also up for grabs are exclusive, behind the scenes Trail Blazers experiences. To find the next Trail Blazers home game auction, or to bid on the online auctions, visit www.trailblazers.com/makeitbetter.

make it better fund

The Portland Trail Blazers believe life is more than a game, which is the reason we work as passionately in the community as we do on the court. The make it better fund, established in partnership with the Oregon Community Foundation, brings the team together with our fans to make life-changing assists that directly impact the lives of children in Oregon and Southwest Washington where they live, learn and play. Every dollar donated to the fund goes back into our community. Together, we can make it better for the next generation.

Throughout the season, the Trail Blazers will be raising funds through scoreboard announcements, in-arena and online auctions and the sale of make it better merchandise at the Fan Shop.

Donate

If you are looking to contribute a tax-deductible donation to the Trail Blazers make it better fund, please email donations@trailblazers.com.

trailblazers.com/makeitbetter

Trail Blazers Community

Live

- Dedicated to helping children around the state find positive adult role models through our support of mentorship organizations and initiatives.
- \$200,000 directed to organizations dedicated to serving at-risk youth.
- The Trail Blazers are the only professional sports team to receive the National Points of Light Award for Excellence in Corporate Community Service.
- Trail Blazers employees dedicated more than 2,200 hours of volunteer service to local non-profit organizations and schools during the 2008-09 season.



*Despite our physical height,
we often find ourselves
looking up to others.*



- In partnership with Hands On Greater Portland, the team provides fans with community service opportunities through the online social network iamatrailblazersfan.com.
- Contributed more than \$170,000 to Self Enhancement Inc., a nationally recognized youth development program, over the past 10 years.
- The team provided funding and resources for the Trail Blazers Boys and Girls Club which opened in 1995. The Club was the first in the nation to be sponsored by a professional sports team.
- The team's annual Harvest Dinner serves a hot meal to more than 5,000 local homeless and transitional families and individuals, and provides valuable services such as housing, healthcare and education.

make it better

PORTLAND TRAIL BLAZERS

Learn

- More than \$500,000 donated to schools and education programs over the past decade.
- Nearly \$300,000 invested in statewide literacy efforts.
- More than \$1,000,000 in cash and in-kind support given to Albina Head Start.
- More than 40,000 books distributed to students in preschool through high school across Oregon and Southwest Washington.
- An average of two special Reading and Learning Centers created each year at youth service facilities around the state including Albina Head Start, Jefferson High School, Friends of the Children, Police Activities League, Boys and Girls Clubs and the YMCA.



*We love light bulbs.
Especially when they
suddenly appear
above a child's head.*

- The Trail Blazers and Wells Fargo donated \$20,000 to Start Making A Reader Today through the SMART Play of the Game program.
- Annually donate \$36,000 to Self Enhancement Inc. to sponsor a middle school classroom at the SEI academy.
- More than 14,000 Oregon and Southwest Washington students were inspired to read last year through the Trail Blazers Read to Achieve Program.
- Team members, alumni and Blaze participated in seven reading assemblies at schools during the 2008-09 school year.
- \$1.8 million donated to after school and mentorship programs around the state.



trailblazers.com/makeitbetter

Trail Blazers Community

Play



- Hosted nine Nike free basketball clinics in partnership with Portland Parks and Recreation reaching more than 525 kids.
- Traveled nearly 1,300 miles in two Kia Borregos and hosted eight free basketball clinics in communities across Oregon and Washington during the Trail Blazers make it better Summer Tour presented by Kia.
- More than 25,000 kids enrolled in the Trail Blazers Jr. NBA league throughout the Oregon and Southwest Washington.
- Through nine Trail Blazers Hoops Camps, 700 kids learned basketball skills and sportsmanship from Trail Blazers players, alumni and coaches.
- Trail Blazers Street Jam provided exciting 3-on-3 basketball competition for more than 2,500 basketball enthusiasts with proceeds benefiting Special Olympics Oregon.

*Remember when your
favorite subject was recess?
Ours still is.*

- Hosted the first ever Trail Blazers Girls Hoops Camp on Valentine's Day for more than 85 young girls at the Trail Blazers Practice Facility.
- The Trail Blazers hosted a carnival complete with games and food for 27 families of Oregon soldiers preparing for deployment to Iraq and provided teleconferencing for another seven families of soldiers already stationed overseas.







2008-2009



IN REVIEW



2008-09 NBA Standings

WESTERN CONFERENCE

NORTHWEST DIVISION

	W	L	Pct.	GB	HOME	ROAD
Denver	54	28	.659	--	33-8	21-20
Portland	54	28	.659	--	34-7	20-21
Utah	48	34	.585	6	33-8	15-26
Minnesota	24	58	.293	30	11-30	13-28
Oklahoma City	23	59	.280	31	15-26	8-33

PACIFIC DIVISION

L.A. Lakers	65	17	.793	--	36-5	29-12
Phoenix	46	36	.561	19	28-13	18-23
Golden State	29	53	.354	36	21-20	8-33
L.A. Clippers	19	63	.232	46	11-30	8-33
Sacramento	17	65	.207	48	11-30	6-35

SOUTHWEST DIVISION

San Antonio	54	28	.659	--	28-13	26-15
Houston	53	29	.646	1	33-8	20-21
Dallas	50	32	.610	4	32-9	18-23
New Orleans	49	33	.598	5	28-13	21-20
Memphis	24	58	.293	30	16-25	8-33

Western Conference Totals

VS. OPPONENTS

HOME	ROAD	TOTAL	Pct.
2-0	0-2	2-2	.500
---	---	---	---
2-0	0-2	2-2	.500
2-0	2-0	4-0	1.000
2-0	1-1	3-1	.750
8-0	3-5	11-5	.688

2-0	0-2	2-2	.500
2-0	0-2	2-2	.500
1-0	0-2	1-2	.333
1-1	2-0	3-1	.750
2-0	1-0	3-0	1.000
8-1	3-6	11-7	.611

2-0	1-1	3-1	.750
1-0	0-2	1-2	.333
0-2	0-1	0-3	.000
1-1	1-1	2-2	.500
2-0	2-0	4-0	1.000
6-3	4-5	10-8	.556
22-4	10-16	32-20	.615

EASTERN CONFERENCE

ATLANTIC DIVISION

Boston	62	20	.756	--	35-6	27-14
Philadelphia	41	41	.500	21	24-17	17-24
New Jersey	34	48	.415	28	19-22	15-26
Toronto	33	49	.402	29	18-23	15-26
New York	32	50	.390	30	20-21	12-29

CENTRAL DIVISION

Cleveland	66	16	.805	--	39-2	27-14
Chicago	41	41	.500	25	28-13	13-28
Detroit	39	43	.476	27	21-20	18-23
Indiana	36	46	.439	30	25-16	11-30
Milwaukee	34	48	.415	32	22-19	12-29

SOUTHEAST DIVISION

Orlando	59	23	.720	--	32-9	27-14
Atlanta	47	35	.573	12	31-10	16-25
Miami	43	39	.524	16	28-13	15-26
Charlotte	35	47	.427	24	23-18	12-29
Washington	19	63	.232	40	13-28	6-35

Eastern Conference Totals

1-0	0-1	1-1	.500
0-1	0-1	0-2	.000
1-0	1-0	2-0	1.000
1-0	1-0	2-0	1.000
1-0	1-0	2-0	1.000
1-0	1-0	2-0	1.000
4-1	3-2	7-3	.700

0-1	0-1	0-2	.000
1-0	1-0	2-0	1.000
1-0	1-0	2-0	1.000
1-0	1-0	2-0	1.000
1-0	1-0	2-0	1.000
4-1	4-1	8-2	.800

0-1	1-0	1-1	.500
1-0	0-1	1-1	.500
1-0	1-0	2-0	1.000
1-0	0-1	1-1	.500
1-0	1-0	2-0	1.000
4-1	3-2	7-3	.700
12-3	10-5	22-8	.733

TRAIL BLAZERS NBA TOTALS

34-7	20-21	54-28	.659
-------------	--------------	--------------	-------------



2008-09 NBA Honors

Award Winners

NBA Most Valuable Player.....	LeBron James, Cleveland Cavaliers
NBA Coach of the Year.....	Mike Brown, Cleveland Cavaliers
Kia Defensive Player of the Year.....	Dwight Howard, Orlando Magic
Kia Sixth Man Award.....	Jason Terry, Dallas Mavericks
Kia Most Improved Player.....	Danny Granger, Indiana Pacers
T-Mobile Rookie of the Year.....	Derrick Rose, Chicago Bulls
NBA Sportsmanship Award.....	Chauncey Billups, Denver Nuggets
J. Walter Kennedy Citizenship Award.....	Dikembe Mutombo, Houston Rockets
NBA Executive of the Year.....	Mark Warkentien, Denver Nuggets

All-NBA

First Team

F	LeBron James, Cleveland
F	Dirk Nowitzki, Dallas
C	Dwight Howard, Orlando
G	Kobe Bryant, L.A. Lakers
G	Dwyane Wade, Miami

Second Team

F	Tim Duncan, San Antonio
F	Paul Pierce, Boston
C	Yao Ming, Houston
G	Brandon Roy, Portland
G	Chris Paul, New Orleans

Third Team

F	Carmelo Anthony, Denver
F	Pau Gasol, L.A. Lakers
C	Shaquille O'Neal, Phoenix
G	Chauncey Billups, Denver
G	Tony Parker, San Antonio

All-Defensive

First Team

Dwight Howard, Orlando
Kobe Bryant, L.A. Lakers
LeBron James, Cleveland
Chris Paul, New Orleans
Kevin Garnett, Boston

Second Team

Tim Duncan, San Antonio
Dwyane Wade, Miami
Rajon Rondo, Boston
Shane Battier, Houston
Ron Artest, Houston

All-Rookie

First Team

Derrick Rose, Chicago
O.J. Mayo, Memphis
Russell Westbrook, Okla. City
Brook Lopez, New Jersey
Michael Beasley, Miami

Second Team

Eric Gordon, L.A. Clippers
Kevin Love, Minnesota
Mario Chalmers, Miami
Marc Gasol, Memphis
Rudy Fernandez, Portland
D.J. Augustin, Charlotte

2008-09

NBA Players of the Week

Week	Eastern	Western
Nov. 3	Chris Bosh, Tor	Chris Paul, N.O.
Nov. 10	LeBron James, Cle	Ama'e Stoudemire, Pho
Nov. 17	LeBron James, Cle	Chauncey Billups, Den
Nov. 24	Dwyane Wade, Mia	Dirk Nowitzki, Dal
Dec. 1	Devin Harris, N.J.	Brandon Roy, Por
Dec. 8	Dwyane Wade, Mia	Dirk Nowitzki, Dal
Dec. 15	Al Harrington, N.Y.	Tim Duncan, S.A.
Dec. 22	Jameer Nelson, Ori	Chris Paul, N.O.
Dec. 29	LeBron James, Cle	Kobe Bryant, LAL
Jan. 5	Rodney Stuckey, Det	Al Jefferson, Min
Jan. 12	Dwight Howard, Ori	Kobe Bryant, LAL
Jan. 19	Jameer Nelson, Ori	Chris Paul, N.O.
Jan. 26	LeBron James, Cle	Andrew Bynum, LAL
Feb. 2	David Lee, N.Y.	Tony Parker, S.A.
Feb. 9	LeBron James, Cle	Pau Gasol, LAL
Feb. 23	Dwight Howard, Ori	Pau Gasol, LAL
Mar. 2	Devin Harris, N.J.	David West, N.O.
Mar. 9	Dwyane Wade, Mia	Deron Williams, Uta
Mar. 16	LeBron James, Cle	Kobe Bryant, LAL
Mar. 23	LeBron James, Cle	Chris Paul, N.O.
Mar. 30	Dwight Howard, Ori	Tony Parker, S.A.
Apr. 6	Dwight Howard, Ori	Jason Kidd, Dal
Apr. 13	Ben Gordon, Chi	Brandon Roy, Por

NBA Monthly Awards

Month	Eastern	Western
Player		
Nov.	LeBron James, Cle	Chris Paul, N.O.
Dec.	Dwyane Wade, Mia	Kobe Bryant, LAL
Jan.	LeBron James, Cle	Kobe Bryant, LAL
Feb.	Dwyane Wade, Mia	Pau Gasol, LAL
Mar.	LeBron James, Cle	Chris Paul, N.O.
Apr.	LeBron James, Cle	Dirk Nowitzki, Dal
Coach		
Nov.	Doc Rivers, Bos	Phil Jackson, LAL
Dec.	Mike Brown, Cle	Byron Scott, N.O.
Jan.	Stan Van Gundy, Ori	Kevin McHale, Min
Feb.	Mike Brown, Cle	Jerry Sloan, Uta
Mar.	Mike Brown, Cle	Rick Adelman, Hou
Apr.	Doc Rivers, Bos	Nate McMillan, Por
Rookie		
Nov.	Derrick Rose, Chi	O.J. Mayo, Mem
Dec.	Derrick Rose, Chi	Russell Westbrook, OKC
Jan.	Brook Lopez, N.J.	Eric Gordon, LAC
Feb.	Brook Lopez, N.J.	Russell Westbrook, OKC
Mar.	Derrick Rose, Chi	Kevin Love, Min
Apr.	Michael Beasley, Mia	O.J. Mayo, Mem



2008-09 Record by Lineup, Scoring, Injuries

RECORD BY STARTING LINEUP

LINEUP	W	L	PCT.
Outlaw, Aldridge, Przybilla, Roy, Blake	3	1	.750
Batum, Aldridge, Przybilla, Roy, Blake	27	11	.711
Batum, Aldridge, Oden, Roy, Blake	14	7	.667
Batum, Aldridge, Oden, Roy, Rodriguez	8	5	.615
Batum, Aldridge, Oden, Fernandez, Blake	2	2	.500
Outlaw, Frye, Przybilla, Roy, Blake	0	1	.000
Outlaw, Aldridge, Oden, Roy, Blake	0	1	.000
TOTAL - 7 STARTING LINEUPS	54	28	.659

DOUBLE-DIGIT SCORING

PLAYER	10-19	20-29	30-39	40+
LaMarcus Aldridge	37	36	1	-
Nicolas Batum	12	1	-	-
Jerryd Bayless	6	1	-	-
Steve Blake	31	7	-	-
Rudy Fernandez	42	3	-	-
Channing Frye	8	-	-	-
Greg Oden	27	2	-	-
Travis Outlaw	48	10	1	-
Joel Przybilla	14	-	-	-
Sergio Rodriguez	7	-	-	-
Brandon Roy	18	43	11	1

GAMES MISSED DUE TO INJURY

PLAYER	GAMES	INJURY
Raef LaFrentz	82	Right Shoulder
Martell Webster	81	Left Foot
Greg Oden	20	Left Knee (14), Right Foot (6)
Steve Blake	13	Right Shoulder
Brandon Roy	4	Right Hamstring
Nicolas Batum	2	Left Ankle
Rudy Fernandez	2	Left Foot (1), Lower Back (1)
Travis Outlaw	1	Lower Back



2008-09 Trail Blazers Statistics

REGULAR SEASON GAMES

	G	St	Min	FG	FGA	Pct.	3FG	3AT	Pct.	FT	FTA	Pct.	Off	Def	Reb	Ast	PF	St	TO	Blk	Pts	Avg.
Roy	78	78	2903	633	1318	.480	83	220	.377	416	505	.824	104	266	370	400	127	88	152	22	1765	22.6
Aldridge	81	81	3004	601	1243	.484	7	28	.250	261	334	.781	234	371	605	157	207	77	121	77	1470	18.1
Outlaw	81	6	2246	385	850	.453	89	236	.377	175	242	.723	70	261	331	83	168	47	94	57	1034	12.8
Blake	69	69	2188	277	647	.428	140	328	.427	63	75	.840	28	145	173	348	126	69	108	4	757	11.0
Fernandez	78	4	1993	268	630	.425	159	398	.399	120	143	.839	47	160	207	159	111	69	86	12	815	10.4
Oden	61	39	1314	198	351	.564	0	0	---	144	226	.637	169	255	424	31	238	25	87	69	540	8.9
Przybilla	82	43	1952	168	269	.625	0	1	1.000	112	169	.663	204	513	717	27	215	34	78	97	448	5.5
Batum	79	76	1454	161	361	.446	62	168	.369	42	52	.808	84	136	220	74	139	50	50	40	426	5.4
Rodriguez	80	13	1225	129	329	.392	37	114	.325	61	77	.792	43	87	130	286	133	54	119	2	356	4.5
Bayless	53	0	655	69	189	.365	7	27	.259	83	103	.806	8	49	57	78	81	16	56	2	228	4.3
Frye	63	1	746	113	267	.423	11	33	.333	26	36	.722	41	99	140	24	106	17	29	16	263	4.2
Randolph	10	0	37	8	13	.615	1	1	1.000	1	4	.250	10	8	18	0	4	0	6	1	18	1.8
*Diogu	19	0	73	6	19	.316	0	0	---	15	20	.750	12	5	17	0	9	1	6	2	27	1.4
Ruffin	11	0	35	2	7	.286	0	0	---	2	2	1.000	6	5	11	0	7	3	2	1	6	0.5
Webster	1	0	5	0	1	.000	0	1	.000	0	0	---	0	0	0	0	0	0	0	0	0	0.0
Portland	82	-	19830	3018	6494	.465	596	1555	.383	1521	1988	.765	1060	2360	3420	1667	1671	550	1055	402	8153	99.4
Opponents	82	-	19830	2899	6302	.460	487	1301	.374	1430	1780	.803	786	2190	2976	1590	1733	514	1082	319	7715	94.1

PF Disqualifications: Aldridge 4, Oden 4, Bayless 1, Blake 1, Roy 1.
Portland Totals 11, Opponent Totals 12

* Did not complete season with Trail Blazers

2008-09

2008-09 Trail Blazers Miscellaneous

GAMES LED TEAM IN SCORING

Roy	51
Aldridge	25
Outlaw	6
Fernandez	3
Blake	2
Oden	2
Frye	2

GAMES WITH 20 OR MORE POINTS

Roy	55
Aldridge	37
Outlaw	11
Blake	7
Fernandez	3
Oden	2
Batum	1
Bayless	1

GAMES WITH 30 OR MORE POINTS

Roy	12
Aldridge	1
Outlaw	1

DOUBLE-DOUBLES

Aldridge	19
Oden	16
Przybilla	11
Blake	4
Roy	3
Outlaw	2

GAMES WITH 10 OR MORE REB

Przybilla	34
Aldridge	19
Oden	18
Outlaw	3
Fernandez	1

DIS-QUALIFICATIONS

Aldridge	4
Oden	4
Bayless	1
Blake	1
Roy	1

GAMES LED TEAM IN REB

Przybilla	43
Oden	20
Aldridge	17
Outlaw	4
Roy	3
Fernandez	1
Frye	1

GAMES WITH 10 OR MORE ASSISTS

Blake	5
Rodriguez	2
Roy	2

GAMES LED IN MINUTES PLAYED

Aldridge	37
Roy	36
Blake	3
Outlaw	3
Przybilla	3

GAMES LED TEAM IN ASSISTS

Roy	35
Blake	30
Rodriguez	22
Bayless	5
Aldridge	2
Fernandez	2
Outlaw	2
Batum	1
Oden	1

GAMES ON INACTIVE LIST

LaFrentz	82
Webster	81
Randolph	39
Oden	20
Blake	13
Roy	4
Batum	2
*Diogu	2
Fernandez	2
Outlaw	1

GAMES LED TEAM IN STEALS

Roy	27
Aldridge	21
Blake	20
Rodriguez	16
Outlaw	15
Fernandez	13
Batum	11
Przybilla	11
Oden	7
Frye	6
Bayless	3
*Diogu	1

GAMES MISSED WITH INJURIES

LaFrentz	82
Webster	81
Oden	20
Blake	13
Roy	4
Batum	2
Fernandez	2
Outlaw	1

All 'games led' numbers include ties.

* Did not complete season with Trail Blazers



2008-09 Home, Road Statistics

HOME GAMES

	G	St	Min	FG	FGA	Pct.	3FG	3AT	Pct.	FT	FTA	Pct.	Off	Def	Reb	Ast	PF	St	TO	Blk	Pts	Avg.
Roy	38	38	1394	325	649	.501	43	112	.384	208	246	.846	49	135	184	212	51	47	63	15	901	23.7
Aldridge	41	41	1533	311	643	.484	3	15	.200	161	200	.805	141	195	336	89	85	37	56	46	786	19.2
Outlaw	40	2	1098	185	411	.450	38	108	.352	112	149	.752	42	119	161	41	79	34	44	30	520	13.0
Blake	34	34	1102	141	321	.439	60	158	.380	36	46	.783	10	67	77	184	62	37	61	2	378	11.1
Fernandez	38	3	959	139	308	.451	79	193	.409	47	57	.825	21	72	93	77	54	30	47	5	404	10.6
Oden	29	21	662	108	184	.587	0	0	---	78	120	.650	97	125	222	16	113	15	39	36	294	10.1
Batum	40	39	772	101	213	.474	34	95	.358	27	34	.794	55	80	135	42	71	31	28	27	263	6.6
Przybilla	41	20	988	87	142	.613	0	1	.000	60	92	.652	101	262	363	15	110	19	34	49	234	5.7
Frye	31	0	376	66	136	.485	8	20	.400	15	20	.750	18	55	73	11	52	9	17	9	155	5.0
Rodriguez	41	7	661	63	173	.364	22	64	.344	30	35	.857	22	44	66	178	75	33	64	1	178	4.3
Bayless	29	0	306	30	93	.323	5	15	.333	41	48	.854	3	22	25	42	39	10	26	2	106	3.7
*Diogu	10	0	46	5	11	.455	0	0	---	10	14	.714	8	3	11	0	6	1	4	0	20	2.0
Randolph	6	0	21	5	10	.500	1	11	.000	2	2	1.000	7	2	9	0	2	0	2	0	11	1.8
Ruffin	7	0	24	2	5	.400	0	0	---	0	0	---	4	4	8	0	5	2	2	1	4	0.6
Portland	41	-	9940	1568	3299	.475	293	782	.375	825	1063	.776	578	1185	1763	907	804	305	508	223	4254	103.8
Opponents	41	-	9940	1450	3195	.454	257	662	.388	673	845	.796	411	1036	1447	766	912	253	569	135	3830	93.4

PF disqualifications: Bayless 1, Oden 1. Portland Totals 2, Opponent Totals 7.

* Did not complete season with Trail Blazers

ROAD GAMES

	G	St	Min	FG	FGA	Pct.	3FG	3AT	Pct.	FT	FTA	Pct.	Off	Def	Reb	Ast	PF	St	TO	Blk	Pts	Avg.
Roy	40	40	1510	308	669	.460	40	108	.370	208	259	.803	55	131	186	188	76	41	89	7	864	21.6
Aldridge	40	40	1471	290	600	.483	4	13	.308	100	134	.746	93	176	269	68	122	40	65	31	684	17.1
Outlaw	41	4	1148	200	439	.456	51	128	.398	63	93	.677	28	142	170	42	89	13	50	27	514	12.5
Blake	35	35	1086	136	326	.417	80	170	.471	27	29	.931	18	78	96	164	64	32	47	2	379	10.8
Fernandez	40	1	1034	129	322	.401	80	205	.390	73	86	.849	26	88	114	82	57	39	39	7	411	10.3
Oden	32	18	652	90	167	.539	0	0	---	66	106	.623	72	130	202	15	125	10	48	33	246	7.7
Przybilla	41	23	964	81	127	.638	0	0	---	52	77	.675	103	251	354	12	105	15	44	48	214	5.2
Bayless	24	0	349	39	96	.406	2	12	.167	42	55	.764	5	27	32	36	42	6	30	0	122	5.1
Rodriguez	39	6	564	66	156	.423	15	50	.300	31	42	.738	21	43	64	108	58	21	55	1	178	4.6
Batum	39	37	682	60	148	.405	28	73	.384	15	18	.833	29	56	85	32	68	19	22	13	163	4.2
Frye	32	1	370	47	131	.359	3	13	.231	11	16	.688	23	44	67	13	54	8	12	7	108	3.4
Randolph	4	0	16	3	31	.000	0	0	---	1	2	.500	3	6	9	0	2	0	4	1	7	1.8
*Diogu	9	0	27	1	8	.125	0	0	---	5	6	.833	4	2	6	0	3	0	2	2	7	0.8
Ruffin	4	0	12	0	2	.000	0	0	---	2	2	1.000	2	1	3	0	2	1	0	0	2	0.5
Webster	1	0	5	0	1	.000	0	1	.000	0	0	---	0	0	0	0	0	0	0	0	0	0.0
Portland	41	-	9890	1450	3195	.454	303	773	.392	696	925	.752	482	1175	1657	760	867	245	547	179	3899	95.1
Opponents	41	-	9890	1449	3107	.466	230	639	.360	757	935	.810	375	1154	1529	824	821	261	513	184	3885	94.8

PF disqualifications: Aldridge 4, Oden 3, Blake 1, Roy 1. Portland Totals 9, Opponent Totals 5.

* Did not complete season with Trail Blazers



2008-09 Trail Blazers Per Game Averages

MINUTES

Roy	37.2
Aldridge	37.1
Blake	31.7
Outlaw	27.7
Fernandez	25.6
Przybylla	23.8
Oden	21.5
Batum	18.4
Rodriguez	15.3
Bayless	12.4
Frye	11.8
Webster	5.0
*Diogu	3.8
Randolph	3.7
Ruffin	3.2
Portland	241.8
Opponents	242.8

POINTS

Roy	22.6
Aldridge	18.1
Outlaw	12.8
Blake	11.0
Fernandez	10.4
Oden	8.9
Przybylla	5.5
Batum	5.4
Rodriguez	4.5
Bayless	4.3
Frye	4.2
Randolph	1.8
*Diogu	1.4
Ruffin	0.5
Webster	0.0
Portland	99.4
Opponents	94.1

REBOUNDS

Przybylla	8.7
Aldridge	7.5
Oden	7.0
Roy	4.7
Outlaw	4.1
Batum	2.8
Fernandez	2.7
Blake	2.5
Frye	2.2
Randolph	1.8
Rodriguez	1.6
Bayless	1.1
Ruffin	1.0
*Diogu	0.9
Webster	0.0
Portland	41.7
Opponents	36.3

ASSISTS

Roy	5.1
Blake	5.0
Rodriguez	3.6
Fernandez	2.0
Aldridge	1.9
Bayless	1.5
Outlaw	1.0
Batum	0.9
Oden	0.5
Frye	0.4
Przybylla	0.3
*Diogu	0.0
Randolph	0.0
Ruffin	0.0
Webster	0.0
Portland	20.3
Opponents	19.4

STEALS

Roy	1.13
Blake	1.00
Aldridge	0.95
Fernandez	0.88
Rodriguez	0.68
Batum	0.63
Outlaw	0.58
Oden	0.41
Przybylla	0.41
Bayless	0.30
Frye	0.27
Ruffin	0.27
*Diogu	0.05
Randolph	0.00
Webster	0.00
Portland	6.71
Opponents	6.27

FIELD GOALS

Roy	8.11
Aldridge	7.42
Outlaw	4.75
Blake	4.01
Fernandez	3.44
Oden	3.25
Przybylla	2.05
Batum	2.04
Frye	1.79
Rodriguez	1.61
Bayless	1.30
Randolph	0.80
*Diogu	0.32
Ruffin	0.32
Webster	0.00
Portland	36.80
Opponents	35.35

3-POINT

FIELD GOALS

Fernandez	2.04
Blake	2.03
Outlaw	1.10
Roy	1.06
Batum	0.78
Rodriguez	0.46
Frye	0.17
Bayless	0.13
Randolph	0.10
Aldridge	0.09
*Diogu	0.00
Oden	0.00
Przybylla	0.00
Ruffin	0.00
Webster	0.00
Portland	7.27
Opponents	5.94

FREE THROWS

Roy	5.33
Aldridge	3.22
Oden	2.36
Outlaw	2.12
Bayless	1.57
Fernandez	1.54
Przybylla	1.37
Blake	0.91
*Diogu	0.79
Rodriguez	0.76
Batum	0.53
Frye	0.41
Ruffin	0.18
Randolph	0.10
Webster	0.00
Portland	18.55
Opponents	17.44

BLOCKED

SHOTS

Przybylla	1.18
Oden	1.13
Aldridge	0.95
Outlaw	0.70
Batum	0.51
Roy	0.28
Frye	0.25
Fernandez	0.15
*Diogu	0.11
Randolph	0.10
Ruffin	0.09
Blake	0.06
Bayless	0.04
Rodriguez	0.03
Webster	0.00
Portland	4.90
Opponents	3.89

TURNOVERS

Roy	1.9
Blake	1.6
Aldridge	1.5
Rodriguez	1.5
Oden	1.4
Outlaw	1.2
Bayless	1.1
Fernandez	1.1
Przybylla	1.0
Batum	0.6
Randolph	0.6
Frye	0.5
*Diogu	0.3
Ruffin	0.2
Webster	0.0
Portland	12.9
Opponents	13.2

FIELD GOAL PERCENTAGE

Przybylla	625
Randolph	615
Oden	564
Aldridge	484
Roy	480
Outlaw	453
Batum	446
Blake	428
Fernandez	425
Frye	423
Rodriguez	392
Bayless	365
*Diogu	316
Ruffin	286
Webster	000
Portland	448
Opponents	451

3-POINT FG PERCENTAGE

Randolph	1.000
Blake	427
Fernandez	399
Outlaw	377
Roy	377
Batum	369
Frye	333
Rodriguez	325
Bayless	259
Aldridge	250
Przybylla	000
Webster	000
*Diogu	- - -
Oden	- - -
Ruffin	- - -
Portland	383
Opponents	374

FREE THROW PERCENTAGE

Ruffin	1.000
Blake	840
Fernandez	839
Roy	824
Batum	808
Bayless	806
Rodriguez	792
Aldridge	781
*Diogu	750
Outlaw	723
Frye	722
Przybylla	663
Oden	637
Randolph	250
Webster	- - -
Portland	765
Opponents	803

PERSONAL FOULS

Oden	3.90
Przybylla	2.62
Aldridge	2.56
Outlaw	2.07
Blake	1.83
Batum	1.76
Frye	1.68
Rodriguez	1.66
Roy	1.63
Bayless	1.53
Fernandez	1.42
Ruffin	0.64
*Diogu	0.47
Randolph	0.40
Webster	0.00
Portland	20.38
Opponents	21.13

* Did not complete season with Trail Blazers



2008-09 Game-by-Game Results

Date	Opponent	W/L, Score	SEASON RECORD			TRAIL BLAZERS LEADERS		
			Home	Road	Total	Points	Rebounds	Assists
Oct. 28	@L.A. Lakers	L 76-96	0-0	0-1	0-1	Outlaw-18	Przybylla-11	Roy-5
Oct. 31	San Antonio	W 100-99	1-0	0-1	1-1	Roy-26	Fernandez-8	Roy-7
Nov. 1	@Phoenix	L 96-107	1-0	0-2	1-2	Fernandez-20 Roy-20	Przybylla-9	Outlaw-4 Roy-4 Rodriguez-4 Roy-6
Nov. 5	@Utah	L 96-103	1-0	0-3	1-3	Roy-18 Aldridge-18	Przybylla-16	Roy-6
Nov. 6	Houston	W 101-99 (OT)	2-0	0-3	2-3	Aldridge-27	Outlaw-13	Blake-8
Nov. 8	Minnesota	W 97-93	3-0	0-3	3-3	Roy-24 Aldridge-24	Aldridge-13	Roy-9
Nov. 10	@Orlando	W 106-99	3-0	1-3	4-3	Roy-27	Aldridge-11	Blake-4 Roy-4 Rodriguez-4
Nov. 12	@Miami	W 104-96	3-0	2-3	5-3	Fernandez-25	Przybylla-10	Rodriguez-5
Nov. 14	@New Orleans	L 82-87	3-0	2-4	5-4	Roy-21	Oden-11	Rodriguez-7
Nov. 15	@Minnesota	W 88-83	3-0	3-4	6-4	Roy-24	Oden-8 Przybylla-8	Roy-6
Nov. 18	@Golden State	L 106-111	3-0	3-5	6-5	Oden-22 Roy-22	Oden-10	Roy-9
Nov. 19	Chicago	W 116-74	4-0	3-5	7-5	Roy-20	Oden-10	Rodriguez-9
Nov. 21	@Sacramento	W 117-96	4-0	4-5	8-5	Blake-20	Przybylla-10	Blake-5
Nov. 22	@Phoenix	L 92-102	4-0	4-6	8-6	Roy-26	Frye-8 Przybylla-8	Blake-5
Nov. 24	Sacramento	W 91-90	5-0	4-6	9-6	Roy-28	Przybylla-12	Blake-5
Nov. 26	Miami	W 106-68	6-0	4-6	10-6	Frye-17	Oden-10	Rodriguez-11
Nov. 28	New Orleans	W 101-86	7-0	4-6	11-6	Roy-25	Oden-8	Roy-10
Nov. 30	@Detroit	W 96-85	7-0	5-6	12-6	Aldridge-27	Oden-13	Blake-7
Dec. 2	@New York	W 104-97	7-0	6-6	13-6	Roy-23	Przybylla-14	Blake-6
Dec. 3	@Washington	W 98-92	7-0	7-6	14-6	Roy-22	Oden-10	Rodriguez-7
Dec. 5	@Boston	L 78-93	7-0	7-7	14-7	Outlaw-13 Aldridge-13	Przybylla-8	Blake-4
Dec. 7	@Toronto	W 98-97	7-0	8-7	15-7	Aldridge-20	Oden-10	Roy-7
Dec. 9	Orlando	L 108-109	7-1	8-7	15-8	Roy-30	Aldridge-13	Rodriguez-7
Dec. 11	@Utah	L 88-97	7-1	8-8	15-9	Roy-33	Oden-9	Blake-5
Dec. 12	L.A. Clippers	L 112-120 (2OT)	7-2	8-8	15-10	Roy-38	Oden-15	Roy-9
Dec. 16	Sacramento	W109-77	8-2	8-8	16-10	Roy-29	Przybylla-14	Roy-5 Rodriguez-5 Blake-10
Dec. 18	Phoenix	W 124-119	9-2	8-8	17-10	Roy-52	Outlaw-6 Przybylla-6	Roy-5
Dec. 22	@Denver	L 89-97	9-2	8-9	17-11	Aldridge-20	Przybylla-8	Roy-5
Dec. 23	Denver	W 101-92	10-2	8-9	18-11	Aldridge-22	Przybylla-19	Roy-6
Dec. 25	Dallas	L 94-102	10-3	8-9	18-12	Roy-22	Oden-5 Przybylla-5 Roy-5	Blake-7
Dec. 27	Toronto	W 102-89	11-3	8-9	19-12	Roy-32	Oden-10	Roy-9
Dec. 30	Boston	W 91-86	12-3	8-9	20-12	Blake-21	Oden-11	Blake-3 Oden-3
Jan. 2	New Orleans	L 77-92	12-4	8-9	20-13	Fernandez-19	Aldridge-10	Blake-6
Jan. 4	@L.A. Lakers	L 86-100	12-4	8-10	20-14	Aldridge-22	Aldridge-11	4 Tied-4
Jan. 7	Detroit	W 84-83	13-4	8-10	21-14	Aldridge-26	Przybylla-7	Blake-10
Jan. 10	Golden State	W 113-100	14-4	8-10	22-14	Aldridge-26	Oden-8	Fernandez-6
Jan. 12	@Chicago	W 109-95	14-4	9-10	23-14	Outlaw-33	Oden-13	Blake-10
Jan. 14	@Philadelphia	L 79-100	14-4	9-11	23-15	Roy-27	Przybylla-9 Aldridge-9	Roy-6
Jan. 15	@New Jersey	W 105-99	14-4	10-11	24-15	Roy-29	Przybylla-11	Roy-5
Jan. 17	@Charlotte	L 97-102 (OT)	14-4	10-12	24-16	Aldridge-21	Przybylla-10	Roy-6
Jan. 19	Milwaukee	W 102-85	15-4	10-12	25-16	Oden-24	Oden-15	Roy-7



2008-09 Game-by-Game Results

Date	Opponent	W/L, Score	SEASON RECORD			TRAIL BLAZERS LEADERS		
			Home	Road	Total	Points	Rebounds	Assists
Jan. 21	Cleveland	L 98-104	15-5	10-12	25-17	Roy-23	Przybilla-15	Rodriguez-5
Jan. 24	Washington	W 100-87	16-5	10-12	26-17	Roy-22	Oden-14	Rodriguez-8
Jan. 26	@L.A. Clippers	W 113-88	16-5	11-12	27-17	Roy-33	Przybilla-8	Bayless-6
Jan. 28	Charlotte	W 88-74	17-5	11-12	28-17	Aldridge-25	Oden-14	Rodriguez-7
Jan. 31	Utah	W 122-108	18-5	11-12	29-17	Roy-30	Przybilla-17	Rodriguez-7
Feb. 2	@New Orleans	W 97-89	18-5	12-12	30-17	Aldridge-22	Aldridge-11	Bayless-6
Feb. 4	@Dallas	L 99-104	18-5	12-13	30-18	Roy-26	Roy-7	Outlaw-4 Bayless-4
Feb. 6	@Oklahoma City	L 93-102	18-5	12-14	30-19	Roy-32	Roy-9	Roy-6
Feb. 8	New York	W 109-108	19-5	12-14	31-19	Outlaw-23	Oden-12	Roy-8
Feb. 11	Oklahoma City	W 106-92	20-5	12-14	32-19	Roy-22	Przybilla-14	Bayless-8
Feb. 12	@Golden State	L 98-105	20-5	12-15	32-20	Roy-37	Outlaw-12	Rodriguez-7
Feb. 18	Memphis	W 94-90	21-5	12-15	33-20	Roy-24	Przybilla-15	Roy-9
Feb. 20	Atlanta	W 108-98	22-5	12-15	34-20	Roy-27	Aldridge-11	Blake-5 Roy-5
Feb. 22	L.A. Clippers	W 116-87	23-5	12-15	35-20	Aldridge-28	Aldridge-10	Blake-17
Feb. 24	@Houston	L 94-98	23-5	12-16	35-21	Roy-24	Przybilla-8	Blake-5
Feb. 25	@San Antonio	L 84-99	23-5	12-17	35-22	Frye-15	Przybilla-10	Rodriguez-7
Feb. 27	@Minnesota	W 102-82	23-5	13-17	36-22	Roy-19	Aldridge-10	Blake-6
Mar. 1	San Antonio	W 102-84	24-5	13-17	37-22	Aldridge-26	Przybilla-10	Blake-6
Mar. 4	Indiana	W 107-105	25-5	13-17	38-22	Roy-28	Przybilla-12	Fernandez-4
Mar. 5	@Denver	L 90-106	25-5	13-18	38-23	Roy-22	Przybilla-12	Blake-5
Mar. 7	Minnesota	W 95-93	26-5	13-18	39-23	Roy-31	Aldridge-11	Roy-6
Mar. 9	L.A. Lakers	W 111-94	27-5	13-18	40-23	Roy-27	Przybilla-18	Rodriguez-6 Blake-6
Mar. 11	Dallas	L 89-93	27-6	13-18	40-24	Aldridge-23	Przybilla-15	Roy-6
Mar. 13	New Jersey	W 109-100	28-6	13-18	41-24	Roy-31	Outlaw-10 Aldridge-10	Blake-5
Mar. 15	@Atlanta	L 80-98	28-6	13-19	41-25	Roy-29	Przybilla-14	Roy-5
Mar. 16	@Memphis	W 103-92	28-6	14-19	42-25	Aldridge-22	Przybilla-13	Roy-9
Mar. 18	@Indiana	W 95-85	28-6	15-19	43-25	Roy-20	Przybilla-11	Blake-8
Mar. 19	@Cleveland	L 92-97 (OT)	28-6	15-20	43-26	Roy-24	Przybilla-11	Blake-7 Roy-7
Mar. 21	@Milwaukee	W 96-84	28-6	16-20	44-26	Roy-30	Przybilla-14	Roy-7
Mar. 23	Philadelphia	L 108-114 (OT)	28-7	16-20	44-27	Aldridge-24	Aldridge-12	Blake-5 Aldridge-5
Mar. 26	Phoenix	W 129-109	29-7	16-20	45-27	Aldridge-29	Aldridge-12	Rodriguez-8
Mar. 28	Memphis	W 86-66	30-7	16-20	46-27	Roy-21	Przybilla-10	Blake-4 Rodriguez-4 Roy-4
Mar. 31	Utah	W 125-104	31-7	16-20	47-27	Aldridge-26	Przybilla-9	Roy-11
Apr. 3	@Oklahoma City	W 107-72	31-7	17-20	48-27	Aldridge-35	Aldridge-18	Blake-10
Apr. 5	@Houston	L 88-102	31-7	17-21	48-28	Aldridge-22	Aldridge-9	Roy-6
Apr. 7	@Memphis	W 96-93	31-7	18-21	49-28	Roy-24	Aldridge-8	Roy-4
Apr. 8	@San Antonio	W 95-83	31-7	19-21	50-28	Roy-26	Przybilla-17	Blake-7
Apr. 10	L.A. Lakers	W 106-98	32-7	19-21	51-28	Roy-24	Przybilla-13	Roy-8
Apr. 11	@L.A. Clippers	W 87-72	32-7	20-21	52-28	Aldridge-21	Przybilla-14	Blake-5
Apr. 13	Oklahoma City	W 113-83	33-7	20-21	53-28	Outlaw-21	Przybilla-12	Rodriguez-8
Apr. 15	Denver	W 104-76	34-7	20-21	54-28	Outlaw-21	Przybilla-8	Rodriguez-12

2008-09



2008-09 Quarter-by-Quarter, Attendance

	Date	Opponent	1	2	3	4	OT	Final	W/L	Att.
1.	Oct. 28	at L.A. Lakers	14-24	20-25	19-23	23-24	-	76-96	L	18,997
2.	Oct. 31	San Antonio	21-22	30-23	27-25	22-29	-	100-99	W	20,516
3.	Nov. 1	at Phoenix	23-29	27-20	22-31	24-27	-	96-107	L	18,422
4.	Nov. 5	at Utah	23-23	29-22	26-29	18-29	-	96-103	L	19,911
5.	Nov. 6	Houston	21-18	31-33	22-20	16-19	11-9	101-99	W	20,611
6.	Nov. 8	Minnesota	18-24	25-25	26-21	28-23	-	97-93	W	20,599
7.	Nov. 10	at Orlando	36-28	19-26	17-19	34-26	-	106-99	W	14,210
8.	Nov. 12	at Miami	27-19	23-28	23-28	31-21	-	104-96	W	15,021
9.	Nov. 14	at New Orleans	19-21	25-20	18-23	20-23	-	82-87	L	16,071
10.	Nov. 15	at Minnesota	27-25	14-26	24-20	23-12	-	88-83	W	12,213
11.	Nov. 18	at Golden State	27-24	22-27	24-29	33-31	-	106-111	L	18,284
12.	Nov. 19	Chicago	34-13	28-24	26-20	28-17	-	116-74	W	20,599
13.	Nov. 21	at Sacramento	28-25	29-26	37-18	23-27	-	117-96	W	12,056
14.	Nov. 22	at Phoenix	17-21	19-20	26-31	30-30	-	92-102	L	18,422
15.	Nov. 24	Sacramento	27-21	21-23	27-27	16-19	-	91-90	W	20,467
16.	Nov. 26	Miami	37-17	22-23	17-17	30-11	-	106-68	W	20,528
17.	Nov. 28	New Orleans	31-26	19-22	27-21	24-17	-	101-86	W	20,638
18.	Nov. 30	at Detroit	25-13	25-29	20-22	26-21	-	96-85	W	22,076
19.	Dec. 2	at New York	24-31	25-20	22-24	33-22	-	104-97	W	18,664
20.	Dec. 3	at Washington	19-26	26-17	32-29	21-20	-	98-92	W	12,802
21.	Dec. 5	at Boston	21-24	15-25	15-25	27-19	-	78-93	L	18,624
22.	Dec. 7	at Toronto	20-31	28-19	30-25	20-22	-	98-97	W	17,671
23.	Dec. 9	Orlando	25-29	23-20	32-32	28-28	-	108-109	L	20,642
24.	Dec. 11	at Utah	27-29	19-28	20-21	22-19	-	88-97	L	19,911
25.	Dec. 12	L.A. Clippers	32-26	22-31	29-20	14-20	15-23 (2)	112-120	L	20,558
26.	Dec. 16	Sacramento	28-27	26-15	27-18	28-17	-	109-77	W	20,005
27.	Dec. 18	Phoenix	31-28	28-38	39-27	26-26	-	124-119	W	20,650
28.	Dec. 22	at Denver	27-29	20-24	28-25	14-19	-	89-97	L	18,611
29.	Dec. 23	Denver	25-25	22-17	20-24	34-26	-	101-92	W	20,007
30.	Dec. 25	Dallas	29-33	26-26	25-18	14-25	-	94-102	L	20,643
31.	Dec. 27	Toronto	26-28	23-29	20-10	33-22	-	102-89	W	20,588
32.	Dec. 30	Boston	13-23	27-22	24-19	27-22	-	91-86	W	20,651
33.	Jan. 2	New Orleans	16-21	27-24	18-16	16-31	-	77-92	L	20,708
34.	Jan. 4	at L.A. Lakers	25-19	25-32	16-30	20-19	-	86-100	L	18,997
35.	Jan. 7	Detroit	20-26	22-23	23-19	19-15	-	84-83	W	20,644
36.	Jan. 10	Golden State	16-25	39-24	28-21	30-30	-	113-100	W	20,687
37.	Jan. 12	at Chicago	21-28	28-17	28-21	32-29	-	109-95	W	18,996
38.	Jan. 14	at Philadelphia	15-31	18-24	26-14	20-31	-	79-100	L	14,561
39.	Jan. 15	at New Jersey	27-29	19-21	22-21	37-28	-	105-99	W	13,824
40.	Jan. 17	at Charlotte	18-24	27-26	22-17	23-23	7-12	97-102	L	17,482
41.	Jan. 19	Milwaukee	22-19	23-21	26-24	31-21	-	102-85	W	20,580
42.	Jan. 21	Cleveland	25-28	20-25	24-21	29-30	-	98-104	L	20,632
43.	Jan. 24	Washington	22-17	17-14	34-24	27-32	-	100-87	W	20,566
44.	Jan. 26	at L.A. Clippers	21-22	26-26	28-25	36-15	-	113-88	W	16,570
45.	Jan. 28	Charlotte	32-18	24-22	18-18	14-16	-	88-74	W	20,380
46.	Jan. 31	Utah	33-26	19-21	38-26	32-35	-	122-108	W	20,593
47.	Feb. 2	at New Orleans	17-25	22-23	20-26	38-15	-	97-89	W	14,781
48.	Feb. 4	at Dallas	29-27	16-30	27-25	27-22	-	99-104	L	19,767
49.	Feb. 6	at Oklahoma City	25-37	15-23	26-21	27-21	-	93-102	L	18,694
50.	Feb. 8	New York	36-27	23-23	23-32	27-26	-	109-108	W	20,609
51.	Feb. 11	Oklahoma City	23-20	30-26	27-28	26-18	-	106-92	W	20,050
52.	Feb. 12	at Golden State	20-32	26-25	16-23	36-25	-	98-105	L	19,322
53.	Feb. 18	Memphis	30-27	27-26	18-19	19-18	-	94-90	W	20,385
54.	Feb. 20	Atlanta	23-26	27-22	30-24	28-26	-	108-98	W	20,250
55.	Feb. 22	L.A. Clippers	38-16	27-23	27-29	24-19	-	116-87	W	20,447
56.	Feb. 24	at Houston	21-31	22-29	26-18	25-20	-	94-98	L	17,515



2008-09 Quarter-by-Quarter, Attendance

Date	Opponent	1	2	3	4	OT	Final	W/L	Att.
57. Feb. 25	at San Antonio	20-29	25-19	18-26	21-25	-	84-99	L	18,672
58. Feb. 27	at Minnesota	23-21	25-19	29-18	25-24	-	102-82	W	17,017
59. Mar. 1	San Antonio	33-21	31-16	16-21	22-26	-	102-84	W	20,627
60. Mar. 4	Indiana	20-26	32-33	26-27	29-19	-	107-105	W	20,020
61. Mar. 5	at Denver	18-32	26-21	26-28	20-25	-	90-106	L	16,801
62. Mar. 7	Minnesota	26-22	21-24	24-24	24-23	-	95-93	W	20,535
63. Mar. 9	L.A. Lakers	25-16	36-22	23-18	27-38	-	111-94	W	20,573
64. Mar. 11	Dallas	25-24	19-30	23-20	22-19	-	89-93	L	20,286
65. Mar. 13	New Jersey	20-26	27-25	24-26	38-23	-	109-100	W	20,634
66. Mar. 15	at Atlanta	18-21	21-21	22-30	19-26	-	80-98	L	14,413
67. Mar. 16	at Memphis	29-20	26-28	18-18	30-26	-	103-92	W	11,417
68. Mar. 18	at Indiana	27-16	23-23	26-16	19-30	-	95-85	W	13,072
69. Mar. 19	at Cleveland	19-12	17-22	21-31	29-21	6-11	92-97	L	20,562
70. Mar. 21	at Milwaukee	18-24	21-19	30-17	27-24	-	96-84	W	17,809
71. Mar. 23	Philadelphia	26-31	18-27	28-17	26-23	10-16	108-114	L	20,620
72. Mar. 26	Phoenix	29-27	36-30	35-22	29-30	-	129-109	W	20,628
73. Mar. 28	Memphis	25-16	23-20	20-11	18-19	-	86-66	W	20,680
74. Mar. 31	Utah	39-25	22-23	33-27	31-29	-	125-104	W	20,675
75. Apr. 3	at Oklahoma City	25-14	22-21	29-15	31-22	-	107-72	W	19,136
76. Apr. 5	at Houston	25-31	18-23	21-18	24-30	-	88-102	L	18,214
77. Apr. 7	at Memphis	21-21	14-26	32-22	29-24	-	96-93	W	10,089
78. Apr. 8	at San Antonio	16-33	31-16	23-18	25-16	-	95-83	W	18,797
79. Apr. 10	L.A. Lakers	24-23	25-30	32-24	25-21	-	106-98	W	20,681
80. Apr. 11	at L.A. Clippers	17-17	29-14	17-25	24-16	-	87-72	W	18,321
81. Apr. 13	Oklahoma City	29-15	33-16	23-24	28-28	-	113-83	W	20,655
82. Apr. 15	Denver	23-22	30-12	18-26	33-16	-	104-76	W	20,652

* The Trail Blazers are riding a sellout streak of 68 regular season games entering the 2009-10 season.

2008-09

Trail Blazers Record When . . .

Leading or tied after one quarter.....	36-7	Shoot 50% or better.....	16-2
Behind after one quarter.....	18-21	Shoot under 44%.....	13-19
Leading or tied at halftime.....	38-4	Opponents shoot 50% or better.....	12-13
Behind at halftime.....	16-24	Opponents shoot under 44%.....	25-4
Leading or tied after three quarters.....	43-5	Games decided by 1 point.....	5-1
Behind after three quarters.....	11-23	Games decided by 2 points.....	3-0
Scored 100 or more points.....	36-4	Games decided by 9 points or fewer.....	23-17
Held under 100 points.....	18-24	Games decided by 10 pts. or greater.....	31-11
Opponents score 100 or more points.....	8-17	Games decided by 20 pts. or greater.....	13-2
Opponents held under 100 points.....	46-11	Games decided by 30 pts. or greater.....	5-0
		Opponents with +.500 records.....	21-21
		Opponents with -.500 records.....	33-3



2008-09 Season, Opponent Highs & Lows

TRAIL BLAZERS HIGHS

Field Goals	50	vs. Phoenix (of 83), Mar. 26
Field Goal Att.	102	vs. LAC (made 43), Dec. 12 (2OT)
	92	(2) last vs. LAC (made 48), Feb. 22
Field Goal Pct.	.618	vs. Utah (47-76), Mar. 31
3-Point FGs	14	at Sacramento (of 26), Nov. 21
3-Point FGAs	34	(2) last vs. Phil. (made 10), Mar. 23 (OT)
3-Point FG Pct.	.750	vs. Detroit (6-8), Jan. 7
Free Throws	39	vs. New Jersey (of 45), Mar. 13
Free Throw Att.	45	vs. New Jersey (made 39), Mar. 13
Free Throw Pct.	.941	vs. Phil. (16-17), Mar. 23 (OT)
Off. Rebounds	21	(2) last at Oklahoma City, Apr. 3
Def. Rebounds	42	(2) last vs. Oklahoma City, Apr. 13
Total Rebounds	59	vs. Sacramento, Dec. 16
Assists	38	vs. L.A. Clippers, Feb. 22
Personal Fouls	32	(2) last at Golden State, Feb. 12
Disqualifications	3	at Charlotte, Jan. 17
Steals	21	vs. Washington, Jan. 24
Turnovers	23	at Golden State, Feb. 12
Blocked Shots	10	(3) last vs. Phoenix, Mar. 26
Points	129	vs. Phoenix (129-109), Mar. 26
Biggest Margin	42	vs. Chicago (116-74), Nov. 19

TRAIL BLAZERS LOWS

Field Goals	28	at Philadelphia (of 71), Jan. 14
Field Goal Att.	66	vs. Detroit (made 32), Jan. 7
Field Goal Pct.	.345	at L.A. Lakers (29-84), Oct. 28
3-Point FGs	2	(3) last at Atlanta (of 13), Mar. 15
3-Point FGAs	8	vs. Detroit (made 6), Jan. 7
3-Point FG Pct.	.133	vs. Charlotte (2-15), Jan. 28
Free Throws	8	at L.A. Lakers (of 14), Oct. 28
Free Throw Att.	13	at San Antonio (made 11), Apr. 8
Free Throw Pct.	.516	at Charlotte (16-31), Jan. 17
Off. Rebounds	5	(2) last vs. Detroit, Jan. 7
Def. Rebounds	19	(3) last vs. New Orleans, Jan. 2
Total Rebounds	28	(2) last vs. Detroit, Jan. 7
Assists	11	(2) last at Atlanta, Mar. 15
Personal Fouls	13	at San Antonio, Feb. 25
Steals	0	at Cleveland, Mar. 19
Turnovers	6	(4) last at San Antonio, Feb. 25
Blocked Shots	0	(2) last at Denver, Mar. 5
Points	76	at L.A. Lakers (76-96), Oct. 28
Biggest Loss	21	at Philadelphia (79-100), Jan. 14

TRAIL BLAZERS QUARTERS

	HIGHS	LOWS
1st Qtr.	39 UTA, Mar. 31	13 BOS, Dec. 30
2nd Qtr.	39 GS, Jan. 10	14 (2) last at MEM, Apr. 7
1st Half	65 (2) last PHO, Mar. 26	33 at PHI, Jan. 14
3rd Qtr.	39 PHO, Dec. 18	15 at BOS, Dec. 5
4th Qtr.	38 (2) last NJ, Mar. 13	14 (4) last CHA, Jan. 28
2nd Half	70 UTA, Jan. 31	32 CHA, Jan. 28
OT	11 HOU, Nov. 6	6 at CLE, Mar. 19
2OT	6 LAC, Dec. 12	6 LAC, Dec. 12

OPPONENT HIGHS

Field Goals	47	(2) last Phoenix (of 94), Mar. 26
Field Goal Att.	100	LAC (made 47), Dec. 12 (2OT)
	94	Phoenix (made 47), Mar. 26
Field Goal Pct.	.569	Phoenix (41-72), Dec. 18
3-Point FGs	14	(2) last New York (of 29), Feb. 8
3-Point FGAs	31	at New York (made 10), Dec. 2
3-Point FG Pct.	.700	at L.A. Lakers (7-10), Oct. 28
Free Throws	39	at Golden State (of 43), Feb. 12
Free Throw Att.	43	at Golden State (made 39), Feb. 12
Free Throw Pct.	1.000	(3) last New York (12-12), Feb. 8
Off. Rebounds	17	(3) last Phoenix, Mar. 26
Def. Rebounds	40	(2) last at Charlotte, Jan. 17
Total Rebounds	52	at Charlotte, Jan. 17 (OT)
	49	at L.A. Lakers, Oct. 28
Assists	28	(2) last at Dallas, Feb. 4
Personal Fouls	31	(2) last L.A. Lakers, Apr. 10
Disqualifications	2	New Jersey, Mar. 13
Steals	11	(3) last at New Orleans, Feb. 2
Turnovers	27	Washington, Jan. 24
Blocked Shots	10	(2) last at Denver, Dec. 22
Points	120	LAC (120-112), Dec. 12 (2OT)
	119	Phoenix (119-124), Dec. 18

OPPONENT LOWS

Field Goals	24	Sacramento (of 76), Dec. 16
Field Goal Att.	67	(5) last at Minn. (made 29), Feb. 27
Field Goal Pct.	.316	Sacramento (24-76), Dec. 16
3-Point FGs	0	Memphis (of 8), Mar. 28
3-Point FGAs	5	Philadelphia (made 3), Mar. 23 (OT)
3-Point FG Pct.	.000	Memphis (0-8), Mar. 28
Free Throws	6	(2) last at San Antonio (of 8), Feb. 25
Free Throw Att.	7	New Orleans (made 6), Jan. 2
Free Throw Pct.	.563	(2) last Phoenix (9-16), Mar. 26
Off. Rebounds	4	(3) last at Memphis, Apr. 7
Def. Rebounds	16	Chicago, Nov. 19
Total Rebounds	23	(b) at Memphis, Apr. 7
Assists	9	Denver, Apr. 15
Personal Fouls	12	at Phoenix, Nov. 1
Steals	1	San Antonio, Oct. 31
Turnovers	2	(a) at Cleveland, Mar. 19
Blocked Shots	0	(3) last Utah, Jan. 31
Points	66	Memphis (66-86), Mar. 28


OPPONENT QUARTERS

	HIGHS	LOWS
1st Qtr.	37 at OKC, Feb. 6	12 at CLE, Mar. 19
2nd Qtr.	38 PHO, Dec. 18	12 DEN, Apr. 15
1st Half	66 PHO, Dec. 18	31 (3) last OKC, Apr. 13
3rd Qtr.	32 (2) last NY, Feb. 8	10 TOR, Dec. 27
4th Qtr.	38 LAL, Mar. 9	11 MIA, Nov. 26
2nd Half	61 (2) last UTA, Jan. 31	28 MIA, Nov. 26
OT	16 PHI, Mar. 23	9 (2) last LAC, Dec. 12
2OT	14 LAC, Dec. 12	14 LAC, Dec. 12

(a) Ties all-time NBA low

(b) Ties all-time opponent low (23 vs. Utah, 12/6/01)





all-time
RECORDS



Trail Blazers Individual Records

Minutes Played		Opponent	Date
Game.....61	Geoff Petrie.....	Cleveland (4OT) ..	10/18/74
	61 Brian Grant.....	Phoenix (4OT).....	11/14/98

Points

Game.....54	Damon Stoudamire.....	at New Orleans	1/14/05
Half.....32	Darius Miles	at Denver.....	4/19/05
Quarter.....25	Terry Porter.....	at Golden St.....	11/14/92
OT Period...12	Derek Anderson.....	at Sacramento.....	1/20/04

Field Goals Made

Game.....20	Geoff Petrie.....	at Golden St.....	2/8/73
	20 Geoff Petrie.....	at Philadelphia.....	3/20/74
	20 Lionel Hollins.....	Boston.....	2/22/77
	20 Clyde Drexler.....	New York.....	1/22/89
	20 Damon Stoudamire.....	at New Orleans	1/14/05
Half.....14	Geoff Petrie.....	at Philadelphia.....	3/20/74
	14 Darius Miles	at Denver.....	4/19/05
Quarter.....10	Darius Miles	at Denver.....	4/19/05

Field Goals Attempted

Game.....40	Zach Randolph.....	at Memphis.....	1/27/07
Half.....23	Geoff Petrie.....	at Atlanta.....	11/15/73

Three-Point Field Goals Made

Game.....8	Nick Van Exel.....	at Philadelphia.....	1/10/05
	8 Damon Stoudamire.....	at New Orleans	1/14/05
Half.....6	Clifford Robinson.....	Vancouver.....	3/28/97
Quarter.....6	Clifford Robinson.....	Vancouver.....	3/28/97

Three-Point Field Goals Attempted

Game.....21	Damon Stoudamire.....	at Golden St.....	4/15/05
Half.....13	Damon Stoudamire.....	at Golden St.....	4/15/05

Three-Point Field Goal Percentage

Game....1.000	Terry Porter (7-7).....	at Golden St.....	11/14/92
---------------	-------------------------	-------------------	----------

Free Throws Made

Game.....19	Brandon Roy.....	Phoenix.....	12/18/08
Half.....15	Steve Johnson.....	at New Jersey.....	1/9/87
Quarter.....13	Steve Johnson.....	at New Jersey.....	1/9/87
	11 Cliff Robinson.....	at Golden St.....	4/19/96
	11 Steve Smith.....	Milwaukee.....	1/5/01

Free Throws Attempted

Game.....22	Calvin Natt.....	at Detroit.....	2/23/80
	22 Kiki Vandeweghe.....	Seattle.....	3/21/86
Half.....17	Steve Johnson.....	at New Jersey.....	1/9/87
Quarter.....14	Kiki Vandeweghe.....	Utah.....	11/2/85

Free Throw Percentage

Game....1.000	Jim Barnett (16-16).....	Atlanta.....	11/18/70
	1.000 Travis Outlaw (16-16) ..	Golden St.....	4/18/07

Bold indicates record set during 2008-09 season

Total Rebounds		Opponent	Date
Game.....27	Sidney Wicks.....	at L.A. Lakers (2OT) ..	2/26/75
	26 LeRoy Ellis.....	Buffalo.....	10/27/70
	26 Bill Walton.....	at Golden St.....	12/30/77
	26 Joel Przybilla.....	at L.A. Clippers.....	3/22/08
Half.....16	LeRoy Ellis.....	Philadelphia.....	2/20/71
	16 Bill Walton.....	at Golden St.....	1/24/78
Quarter...12	LeRoy Ellis.....	at New York.....	12/8/70
	12 LeRoy Ellis.....	Philadelphia.....	2/20/71
	12 Sidney Wicks.....	at Detroit.....	12/8/73

Offensive Rebounds

Game.....11	Sidney Wicks.....	at L.A. Lakers (2OT) ..	2/26/75
	11 John Johnson.....	Atlanta.....	11/14/74
	11 Steve Hawes.....	Golden State.....	12/12/75
	11 Kermit Washington.....	Milwaukee.....	3/18/80
	11 Sam Bowie.....	at L.A. Lakers (OT) ..	4/7/85
	11 Brian Grant.....	Phoenix (4OT).....	11/14/97
	11 Dale Davis.....	Milwaukee.....	10/30/01

Defensive Rebounds

Game.....22	Bill Walton.....	at Golden St. (OT).....	1/24/76
	20 Bill Walton.....	Golden St.....	10/25/74
	20 Bill Walton.....	Washington.....	1/27/76
	20 Bill Walton.....	at Golden St.....	12/30/77

Assists

Game.....20	Rod Strickland.....	Phoenix.....	4/5/94
	20 Rod Strickland.....	at Houston.....	3/30/96
Half.....14	Steve Blake.....	L.A. Clippers.....	2/22/09
Quarter...14	Steve Blake*.....	L.A. Clippers.....	2/22/09

Steals

Game.....10	Larry Steele.....	L.A. Lakers.....	11/16/74
	10 Clyde Drexler.....	at Milwaukee.....	1/10/86
	10 Brandon Roy.....	Washington.....	1/24/09
Half.....7	Larry Steele.....	L.A. Lakers.....	11/16/74
	7 Larry Steele.....	New York.....	11/9/75
	7 Clyde Drexler.....	at Philadelphia.....	11/28/86
	7 Clyde Drexler.....	at Chicago.....	2/26/88

Blocked Shots

Game.....9	Mychal Thompson.....	at N.J. (OT).....	2/20/81
	9 Bill Walton.....	at Golden St.....	10/22/74
	9 Bill Walton.....	at Denver.....	1/26/77
	9 Joel Przybilla.....	at Seattle.....	4/2/06
	9 Theo Ratliff.....	at Orlando (OT).....	2/24/04
	9 Theo Ratliff.....	L.A. Clippers.....	11/5/04
Half.....8	Bill Walton.....	at Denver.....	1/26/77

Turnovers

Game.....12	Maurice Lucas.....	at Kansas City.....	11/25/79
Half.....7	Tom Owens.....	at Denver.....	11/22/78
	7 Mychal Thompson.....	at Denver.....	12/11/84
	7 Steve Johnson.....	Denver.....	1/3/87
	7 Clyde Drexler.....	Denver.....	1/3/87
	7 Steve Johnson.....	at San Antonio.....	3/15/87
	7 Clyde Drexler.....	Phoenix.....	1/22/91

*Ties NBA Record

BILL AND THE BAY --- Bill Walton dominated the backboards in his 16 Trail Blazers games against Golden State. He averaged 17.3 rebounds, recorded two 26-rebound games and had six with 20 or more boards against the Warriors. The big redhead grabbed 17 or more rebounds in 10 Warriors games and had double digits in 15 of the 16 contests.



Trail Blazers Team Records

Points

One game.....	156	Denver (116).....	11/22/83
	156	L.A. Clippers (121).....	2/1/86
One half.....	86	Golden State.....	1/5/86
1st quarter.....	49	San Antonio.....	11/25/90
2nd quarter.....	45	Capital.....	10/13/73
3rd quarter.....	45	Milwaukee.....	3/10/92
4th quarter.....	49	Boston.....	1/3/76
	49	at Denver.....	2/13/81
Overtime.....	19	Buffalo.....	3/25/73
	19	Phoenix.....	3/2/82

Field Goals Made

One game.....	65	Denver.....	11/22/83
One half.....	38	Denver.....	11/13/90
One quarter.....	22	at Denver.....	2/13/81
	22	San Antonio.....	11/25/90

Field Goals Attempted

One game.....	125	Atlanta.....	11/18/70
	125	at New York.....	12/8/70
	125	Atlanta.....	2/4/71
One half.....	69	at New York.....	12/8/70
One quarter.....	41	at L.A. Lakers.....	12/6/70

Field Goal Percentage

One game.....	697	L.A. Clippers (62-89).....	2/1/86
---------------	-----	----------------------------	--------

Three-Point Field Goals Made

One game.....	16	at Phoenix.....	3/5/97
	16	at New Orleans.....	1/14/05
One half.....	11	at Phoenix.....	3/5/97

Three-Point Field Goals Attempted

One game.....	37	at Golden State.....	4/15/05
One half.....	21	at New Orleans.....	1/14/05

Free Throws Made

One game.....	53	New York.....	2/7/85
One half.....	33	at Seattle.....	3/27/91
One quarter.....	22	at Seattle.....	3/27/91

Free Throws Attempted

One game.....	64	New York.....	2/7/85
One half.....	41	at Seattle.....	3/5/77
One quarter.....	28	at New Orleans.....	11/16/76

Free Throw Percentage

One game.....	1,000	at Indiana (30-30).....	11/30/86
---------------	-------	-------------------------	----------

Total Rebounds

One game.....	75	Cleveland (4OT).....	10/18/74
	71	San Diego.....	11/3/78
One half.....	41	at Kansas City.....	1/17/76
	41	San Diego.....	11/3/78
	41	Utah.....	2/5/82
One quarter.....	26	L.A. Lakers.....	2/19/72

Offensive Rebounds

One game.....	33	New Orleans.....	1/8/78
---------------	----	------------------	--------

Defensive Rebounds

One game.....	56	Cleveland (4OT).....	10/18/74
	53	Cleveland.....	11/19/77

Assists

One game.....	49	Denver.....	11/13/90
One half.....	29	Denver.....	11/13/90
One quarter.....	18	San Antonio.....	11/25/90

Personal Fouls

One game.....	44	Chicago (4OT).....	3/16/74
	42	at Atlanta.....	1/16/77
One half.....	27	at Atlanta.....	1/16/77
One quarter.....	18	at Atlanta.....	1/16/77

Disqualifications

One game.....	4	at Atlanta.....	1/16/77
	4	at Indiana.....	12/6/78
	4	Denver.....	11/13/88

Steals

One game.....	24	Golden State.....	3/17/84
One half.....	15	New Jersey.....	11/24/89
One quarter.....	9	New Jersey.....	11/24/89
	9	at San Antonio.....	3/22/90

Turnovers

One game.....	40	at Phoenix.....	3/7/76
One half.....	24	at Houston.....	2/18/75

Blocked Shots

One game.....	17	at New Orleans.....	1/19/79
One half.....	12	Detroit.....	1/6/80

Margin of Victory

50 points.....	129-79	Cleveland.....	11/21/82
48 points.....	121-73	L.A. Clippers.....	12/14/94
47 points.....	133-86	New York.....	3/18/72
46 points.....	129-83	L.A. Lakers.....	1/9/95
45 points.....	132-87	Capital.....	10/13/73
45 points.....	136-91	Golden State.....	12/22/87
45 points.....	120-75	Dallas.....	11/17/97
Overtime Margin of Victory			
17 points.....	113-96	at Houston (OT).....	1/22/83

Highest Scores

Portland 156, Denver 116.....	11/22/83
Portland 156, L.A. Clippers 121.....	2/1/86
Portland 155, Chicago 156 (4OT).....	3/16/84
Portland 155, Denver 129.....	11/13/90
Portland 150, San Antonio 113.....	1/9/77

Bold indicates record set during 2008-09 season

RECORDS

OVERTIME OVERDRIVE --- Portland outscored Houston, 17-0, in overtime on Jan. 22, 1983, to claim a 113-96 victory. In the process, the Trail Blazers set NBA records for the largest margin of victory in overtime and the fewest points allowed in an overtime period. Both marks still stand.



Trail Blazers All-Time Lows

Points

One game.....	58	at Cleveland	1/22/01
One half.....	24	at Philadelphia	12/6/91
	24	at Cleveland	1/22/01
1st quarter.....	8	at Atlanta	2/28/96
2nd quarter.....	7	at Philadelphia	12/6/91
3rd quarter.....	8	L.A. Clippers.....	2/24/01
4th quarter.....	5	at New Jersey	3/15/06
Overtime.....	2	Houston.....	3/22/04

Field Goals

Made.....	19	at New Jersey	11/9/04
Attempted.....	60	at New York	11/20/05
Percentage.....	244	at New Jersey	11/9/04

Free Throws

Made.....	3	L.A. Clippers.....	1/1/06
	3	at Seattle	2/26/07
Attempted.....	4	at Cleveland	1/20/98
	4	at Seattle	2/26/07
Percentage.....	300	L.A. Clippers (3-10)	1/1/06

Three-Point Field Goals*

Made.....	0	at Detroit (most recently).....	2/8/08
Attempted.....	0	New York (most recently).....	12/6/87
Percentage.....	000	at Detroit (most recently).....	2/8/08

Miscellaneous

Assists.....	8	at Indiana	2/8/06
	8	at Phoenix.....	12/26/06
Personal Fouls.....	8	at Minnesota	3/11/08
Steals.....	0	at Sacramento.....	3/22/05
	0	Detroit	11/11/05
Turnovers.....	3	Phoenix.....	2/22/91

Rebounds

Offensive.....	3	at Phoenix.....	3/21/75
	3	Utah	2/22/01
	3	at Washington	1/26/04
	3	Houston.....	3/30/05
	3	Golden State.....	4/15/06
Defensive.....	13	Denver.....	11/02/02
Total.....	22	at Boston.....	2/10/06

Margin of Loss

65 points.....	59-124	at Indiana	2/27/98
56 points.....	74-130	at Chicago.....	2/20/76
52 points.....	104-156	at Baltimore.....	11/24/70
45 points.....	85-130	at Phoenix.....	12/6/06
40 points.....	103-143	at Washington	11/7/78
40 points.....	100-140	at Detroit	12/27/83

Lowest Scores

Portland 58, Cleveland 84	1/22/01
Portland 59, Indiana 124	2/27/98
Portland 60, Philadelphia 88.....	3/6/03
Portland 60, New Jersey 64.....	11/9/04
Portland 65, New Jersey 78.....	3/15/06
Portland 65, San Antonio 72.....	4/6/08
Portland 66, San Antonio 78.....	4/12/04
Portland 66, Chicago 95.....	3/14/06
Portland 68, Miami 76	1/13/98
Portland 68, Denver 107.....	11/4/05

*Three-point field goals not kept as an official statistic until 1979-80.

Trail Blazers Rookie Records

Points

Season.....	2031	Geoff Petrie.....	24.8	1970-71
Game.....	46	Geoff Petrie.....	Seattle.....	3/19/71

Field Goals Made

Season.....	784	Geoff Petrie.....	9.6	1970-71
	784	Sidney Wicks	9.6	1971-72
Game.....	18	Geoff Petrie.....	Seattle.....	2/12/71
	18	Geoff Petrie.....	at Philadelphia.....	2/23/71

Field Goals Attempted

Season.....	1837	Sidney Wicks	22.4	1971-72
Game.....	33	Sidney Wicks	at Golden St.	3/16/72

Free Throws Made

Season.....	463	Geoff Petrie.....	5.6	1970-71
Game.....	18	Geoff Petrie.....	Seattle.....	3/19/71

Free Throws Attempted

Season.....	621	Sidney Wicks	7.6	1971-72
Game.....	21	Geoff Petrie.....	Seattle.....	3/19/71

Three-Point Field Goals Made*

Season.....	159	Rudy Fernandez.....	2.0	2008-09
Game.....	6	Rudy Fernandez.....	Denver	4/15/09

Three-Point Field Goals Attempted*

Season.....	398	Rudy Fernandez	5.1	2008-09
Game.....	9	Rudy Fernandez.....	Philadelphia (OT).....	3/23/09
	9	Rudy Fernandez.....	at L.A. Lakers.....	1/7/09
	9	Rudy Fernandez.....	Denver	4/15/09

Assists

Season.....	555	Kelvin Ransey.....	6.9	1980-81
Game.....	14	Bill Walton	Seattle.....	2/1/75
	14	Kelvin Ransey.....	at Denver.....	2/13/81

Bold indicates record set during 2008-09 season

Total Rebounds

Season.....	967	Lloyd Neal	11.8	1972-73
Game.....	25	Sidney Wicks	Golden State.....	1/28/72
	25	Bill Walton.....	Golden State.....	10/25/74

Defensive Rebounds**

Season.....	449	Sam Bowie	5.9	1984-85
Game.....	20	Bill Walton	Golden State.....	10/25/74

Offensive Rebounds**

Season.....	207	Sam Bowie	2.7	1984-85
Game.....	11	Sam Bowie	at L.A. Lakers (OT) ..	4/7/85
	10	L. Aldridge.....	at Denver.....	3/13/07

Steals

Season.....	153	Lafayette Lever	1.9	1982-83
Game.....	7	T.R. Dunn.....	Golden State.....	2/3/78
	6	Brandon Roy.....	Cleveland	1/17/07

Blocked Shots

Season.....	203	Sam Bowie	2.7	1984-85
Game.....	9	Bill Walton	at Golden State.....	10/22/74

*Three-point field goals not kept as an official statistic until 1979-80.

**Offensive & defensive rebounds not kept as an official NBA statistic until 1973-74.

Top 10 Rookie Season Scorers (Avg.)

	Year	G	Points	Avg.	
1.	Geoff Petrie	1970-71	82	2031	24.8
2.	Sidney Wicks	1971-72	82	2009	24.5
3.	Calvin Natt.....	1979-80	25	511	20.4
4.	Brandon Roy.....	2006-07	57	955	16.8
5.	Kelvin Ransey	1980-81	80	1217	15.2
6.	Mychal Thompson	1978-79	73	1074	14.7
7.	Arvydas Sabonis	1995-96	73	1058	14.5
8.	Lloyd Neal.....	1972-73	82	1097	13.4
9.	Ron Brewer.....	1978-79	81	1078	13.3
10.	Lionel Hollins.....	1975-76	74	800	10.8



Trail Blazers Top Performances

Points

54	Damon Stoudamire	at New Orleans	1/14/05
52	Brandon Roy	Phoenix	12/18/08
51	Geoff Petrie	at Houston	1/20/73
51	Geoff Petrie	Houston	3/16/73
50	Clyde Drexler	Sacramento (2OT)	1/6/89
48	Kiki Vandeweghe	at Seattle	3/5/87
48	Clyde Drexler	New York	1/22/89
48	Clyde Drexler	San Antonio	11/24/91
47	Kiki Vandeweghe	at Kansas City	10/27/84
47	Darius Miles	at Denver	4/19/05
46	Geoff Petrie	Seattle	3/19/71
46	Maurice Lucas	at Boston	1/12/79
43	Geoff Petrie	Seattle	2/12/71
43	Geoff Petrie	at Philadelphia	2/23/71
43	Geoff Petrie	Seattle	11/22/73
43	Geoff Petrie	at Philadelphia	3/20/74
43	Lionel Hollins	Boston	2/22/77
43	Clyde Drexler	at Denver	2/20/88
43	Clyde Drexler	L.A. Lakers	4/21/89
43	Zach Randolph	Memphis	3/29/07

Rebounds

27	Sidney Wicks	at L.A. Lakers (2OT)	2/26/75
26	LeRoy Ellis	Buffalo	10/27/70
26	Bill Walton	at Golden State (OT)	1/24/76
26	Bill Walton	L.A. Lakers (OT)	12/18/76
26	Bill Walton	at Golden State	12/30/77
26	Joel Przybilla	at L.A. Clippers	3/22/08
25	LeRoy Ellis	at Milwaukee	11/29/70
25	Sidney Wicks	Golden State	1/28/72
25	Bill Walton	Golden State	10/25/74
24	Bill Walton	Cleveland (4OT)	10/18/74
24	Brian Grant	Golden State	2/20/99
23	Sidney Wicks	Golden State	3/17/72
23	Lloyd Neal	at L.A. Lakers	10/28/73

Assists

20	Rod Strickland	Phoenix	4/5/94
20	Rod Strickland	at Houston	3/30/96
19	Terry Porter	at Utah	4/14/88
18	Terry Porter	Sacramento	1/23/87
18	Terry Porter	at Orlando	12/4/89
18	Rod Strickland	at Phoenix (OT)	2/15/95
18	Rod Strickland	at Boston	1/3/96
17	Rick Adelman	Cleveland	11/19/71
17	Terry Porter	Milwaukee	2/22/87
17	Terry Porter	at Dallas	11/14/87
17	Terry Porter	at Phoenix	12/18/87
17	Terry Porter	Sacramento (OT)	1/6/89
17	Terry Porter	Golden State	12/1/89
17	Steve Blake	L.A. Clippers	2/22/09

Field Goals Made

20	Geoff Petrie	at Golden State	2/8/73
20	Geoff Petrie	at Philadelphia	3/20/74
20	Lionel Hollins	Boston	2/22/77
20	Clyde Drexler	New York	1/22/89
20	Damon Stoudamire	at New Orleans	1/14/05
19	Geoff Petrie	at Houston	1/20/73
19	Geoff Petrie	Houston	3/16/73
19	Geoff Petrie	Seattle	3/23/73
19	Maurice Lucas	at Boston	1/12/79

19	Kiki Vandeweghe	at Kansas City	10/27/84
19	Kiki Vandeweghe	at Seattle	3/5/87
19	Clyde Drexler	Sacramento (2OT)	1/6/89
19	Clyde Drexler	L.A. Lakers	4/21/89
19	Darius Miles	at Denver	4/19/05

Field Goals Attempted

40	Zach Randolph	at Memphis (2OT)	1/27/07
37	Geoff Petrie	at Golden State	2/8/73
36	Isaiah Rider	Phoenix (4OT)	11/14/97
35	Geoff Petrie	at Houston	1/20/73
35	Geoff Petrie	Atlanta	11/15/73
35	Geoff Petrie	Philadelphia	3/20/74
34	Geoff Petrie	Detroit	1/7/73

Free Throws Made

19	Brandon Roy	Phoenix	12/18/08
18	Geoff Petrie	Seattle	3/19/71
18	Kiki Vandeweghe	Seattle	3/21/86
18	Travis Outlaw	at Utah	4/16/07
17	Stan McKenzie	Buffalo	10/27/70
17	Steve Johnson	at New Jersey (OT)	1/9/87
16	Jim Barnett	Atlanta	11/18/70
16	Dave Twardzik	Seattle	3/5/77
16	Tom Owens	Seattle	1/2/79
16	Calvin Natt	at Detroit	2/23/80
16	Kiki Vandeweghe	Golden State	3/15/85
16	Steve Johnson	at Cleveland	11/26/86
16	Rod Strickland	Washington	3/21/95
16	Travis Outlaw	Golden State	4/18/07

Free Throws Attempted

22	Calvin Natt	at Detroit	2/23/80
22	Kiki Vandeweghe	Seattle	3/21/86
21	Geoff Petrie	Seattle	3/19/71
21	Brandon Roy	Phoenix	12/18/08
20	Geoff Petrie	Buffalo (OT)	3/25/73
20	Mychal Thompson	San Antonio	2/1/85
20	Zach Randolph	at Cleveland	11/15/06
20	Travis Outlaw	at Utah	4/16/07

Steals

10	Larry Steele	L.A. Lakers	11/16/84
10	Clyde Drexler	at Milwaukee	1/10/86
10	Brandon Roy	Washington	1/24/09
9	Larry Steele	L.A. Lakers	3/6/74
9	Larry Steele	Phoenix	3/7/75
9	Larry Steele	Detroit	3/14/76

Blocked Shots

9	Mychal Thompson	at New Jersey (OT)	2/20/81
9	Bill Walton	at Golden State	10/22/74
9	Bill Walton	at Denver	1/26/77
9	Theo Ratliff	at Orlando (OT)	2/24/04
9	Theo Ratliff	L.A. Clippers	11/5/04
9	Joel Przybilla	at Seattle	4/2/06
8	Lloyd Neal	at Buffalo	11/22/75
8	Bill Walton	Buffalo	10/25/77
8	Sam Bowie	at San Antonio	1/11/85
8	Kelvin Cato	Utah	12/5/98
8	Theo Ratliff	Sacramento	3/12/04
8	Theo Ratliff	Golden State	4/7/04
8	Theo Ratliff	at Memphis	2/11/05
8	Joel Przybilla	at Sacramento	3/22/05

Bold indicates record set during 2008-09 season



Game Records - Two Teams

Points	Opponent	Date
One game 311	Chicago, 156-155 (4OT)	3/16/84
	305 at Denver, 162-143	2/13/81
One half 163	at Denver	2/13/81
1st quarter 83	at Denver	3/24/90
2nd quarter 80	Denver	3/4/83
3rd quarter 83	L.A. Clippers	2/1/86
4th quarter 91	at Denver	2/13/81
	91 at San Diego	3/29/81
Overtime 32	Buffalo	3/25/73
	32 Sacramento	1/6/89
	32 at Boston.....	3/15/92

Field Goals Made	Opponent	Date
One game 126	at L.A. Lakers	1/30/72
One half 65	at L.A. Lakers	1/30/72
	65 Denver	11/13/90
One quarter 37	at L.A. Lakers	1/30/72

Field Goals Attempted	Opponent	Date
One game 248	Cleveland (4OT).....	10/18/74
	239 at New York	12/8/70
One half 127	Boston at Philadelphia.....	1/5/71
One quarter 70	at New York	12/8/70

Three-Point Field Goals Made	Opponent	Date
One game 28	at New Orleans.....	1/14/05
One half 23	at New Orleans.....	1/14/05

Three-Point Field Goals Attempted	Opponent	Date
One game 69	at Golden State.....	4/15/05
One half 35	at Golden State.....	4/15/05

Free Throws Made	Opponent	Date
One game 87	Philadelphia.....	1/1/88
One half 53	Philadelphia.....	11/9/86
One quarter 37	Seattle.....	3/5/77
	37 Denver	2/10/84

Free Throws Attempted	Opponent	Date
One game 103	Philadelphia.....	1/1/88
One half 64	at Atlanta.....	12/8/89
One quarter 49	Denver	2/10/84

Bold indicates mark achieved during 2008-09 season

Rebounds	Opponent	Date
One game 142	Cleveland (4OT).....	10/18/74
	136 at San Francisco.....	10/24/70
	136 Boston at Philadelphia.....	1/5/71
One half 78	Boston at Philadelphia.....	1/5/71
One quarter 46	L.A. Lakers	2/9/72

Offensive Rebounds	Opponent	Date
One game 50	at Phoenix (3OT).....	11/1/84
	48 at Detroit	12/8/73
	48 at K.C.-Omaha.....	1/13/74
	48 New Orleans	1/8/78

Defensive Rebounds	Opponent	Date
One game 106	Cleveland (4OT).....	10/18/74
	90 at Golden State.....	12/26/74

Assists	Opponent	Date
One game 84	Denver	11/13/90
One half 47	Atlanta.....	11/18/70
One quarter 26	Denver	1/26/87

Personal Fouls	Opponent	Date
One game 87	Chicago (4OT)	3/16/84
	79 at Atlanta.....	1/16/77
One half 48	at Atlanta.....	1/16/77
One quarter 31	at New Orleans	11/16/76
	31 Denver	2/10/84

Steals	Opponent	Date
One game 35	Detroit	4/5/77
	35 Golden State.....	3/17/84
One half 26	K.C.-Omaha.....	1/8/74

Blocked Shots	Opponent	Date
One game 31	at Toronto	12/28/97
One half 18	at Toronto	12/28/97

Turnovers	Opponent	Date
One game 70	New Orleans.....	11/30/74
One half 38	New Orleans.....	11/30/74
	38 at Phoenix.....	3/7/76
	38 at San Antonio	11/13/76

Disqualifications	Opponent	Date
One game 7	Chicago (4OT)	3/16/84
	7 at Atlanta.....	1/16/77

39 IN A ROW --- In a December 7, 1982, contest with Utah, the Trail Blazers watched the Jazz successfully convert 39 straight free throws to set an NBA free throw accuracy mark. Despite Utah's perfection at the line, Portland won the game, 137-121.



Opponent Individual Game Highs

Points	Player	Team	Date
Game.....65	Kobe Bryant.....	at L.A. Lakers (OT) ..	3/16/07
	64 Rick Barry.....	at Golden State	3/26/74
Half.....45	Rick Barry.....	at Golden State	3/26/74
OT Period.....11	Terry Tyler.....	at Detroit.....	11/26/82

Field Goals Made

Game.....30	Rick Barry.....	at Golden State	3/26/74
Half.....21	Rick Barry.....	at Golden State	3/26/74

Field Goals Attempted

Game.....45	Rick Barry.....	at Golden State	3/26/74
Half.....29	Rick Barry.....	at Golden State	3/26/74

Three-Point Field Goals Made

Game.....8	Steve Smith	San Antonio.....	12/3/01
	8 Tim Thomas.....	Milwaukee.....	1/5/01
	8 Q. Richardson....	Phoenix	12/5/04
	8 Kobe Bryant.....	L.A. Lakers.....	3/16/07
	8 Nate Robinson....	New York.....	3/22/07
Half.....8	Tim Thomas	Milwaukee	1/5/01

Three-Point Field Goals Attempted

Game.....14	Terry Mills	New Jersey.....	1/14/97
	14 Jaren Jackson....	San Antonio.....	12/28/97
Half.....10	D. Stoudamire	Toronto.....	2/1/98

Free Throws Made

Game.....23	Nate Archibald.....	at K.C.-Omaha.....	1/21/75
Half.....15	Nate Archibald.....	at K.C.-Omaha.....	1/21/75

Free Throws Attempted

Game.....25	Nate Archibald.....	at KC-Omaha	1/21/75
Half.....16	Nate Archibald.....	at KC-Omaha	1/21/75

Free Throw Percentage

Game.....1.000	Rick Barry (18-18)	at G.S.....	12/16/74
	1.000 Bob McAdoo (18-18) ...	Buffalo.....	11/29/75

Rebounds

Game.....31	Wilt Chamberlain.....	L.A. Lakers.....	2/17/73
Half.....20	Wilt Chamberlain.....	L.A. Lakers.....	2/17/73

Offensive Rebounds

Game.....13	Larry Smith.....	at Golden State	2/4/81
	13 Moses Malone.....	at Houston	1/14/82

Defensive Rebounds

Game.....24	Bob McAdoo.....	at Buffalo	3/10/74
-------------	-----------------	------------------	---------

Assists

Game.....26	John Stockton.....	at Utah.....	4/14/88
Half.....15	Bob Washington.....	at Cleveland.....	11/7/71
	15 Ernie DiGregorio	Buffalo	1/1/74

Steals

Game.....9	Darwin Cook.....	at New Jersey (OT) ..	12/3/83
	8 Seven players tied		

Blocked Shots

Game.....17	Elmore Smith.....	at L.A. Lakers.....	10/28/73
Half.....11	Elmore Smith.....	at L.A. Lakers.....	10/28/73

Turnovers

Game.....11	Bob Lanier.....	Detroit.....	10/31/78
	11 Magic Johnson.....	L.A. Lakers.....	10/21/80
	11 Kevin Edwards.....	Miami	1/3/89
Half.....8	Carey Scurry	Utah.....	11/2/85

Bold indicates mark achieved during 2008-09 season

MAKING A SPLASH --- Geoff Petrie is one of only eight players in the history of the NBA to score 2,000 or more points as a rookie. He led the Trail Blazers in their first season by scoring 2,031 points, earning co-Rookie of the Year honors for his efforts. Geoff's first-year performance placed him in select company. The list of other players to exceed that plateau as rookies includes Wilt Chamberlain, Oscar Robertson, Walt Bellamy, Rick Barry, Elvin Hayes, Kareem Abdul-Jabbar and Michael Jordan. Robertson and Jordan are the only other guards to accomplish the feat, and Jordan is the only rookie to do so since Petrie topped the 2,000 point mark 38 seasons ago.

Opponent Team Game Highs

Points	Opponent	Date
One game.....162	at Denver (143-162)	2/13/81
One half.....86	at Denver	11/20/86
1st quarter.....46	Atlanta	11/18/70
2nd quarter.....44	at Sacramento	2/11/88
3rd quarter.....47	at Phoenix	4/21/91
4th quarter.....50	at Golden State	3/21/89
Overtime.....20	Seattle	2/13/72
	20 at Vancouver	4/10/98

Field Goals Made

One game.....67	at L.A. Lakers	1/30/72
One half.....37	at Golden State	3/26/74

Field Goals Attempted

One game.....125	Cleveland (4OT)	10/18/74
	121 at Golden State	3/26/74

Field Goal Percentage

One game......667	Houston (50 of 75)	4/5/84
-------------------	--------------------	--------

Three-Point Field Goals Made

One game.....17	at Boston	1/3/03
One half.....12	Milwaukee	1/5/01

Three-Point Field Goals Attempted

One game.....40	at Cleveland (OT)	12/30/95
	38 Boston	2/13/03
One half.....22	at Cleveland	12/30/95

Free Throws Made

One game.....49	at Golden State	1/31/90
-----------------	-----------------	---------

Free Throws Attempted

One game.....63	at Utah	11/17/88
-----------------	---------	----------

Free Throw Percentage

One game.....1.000	Utah (39 of 39)	12/7/82
--------------------	-----------------	---------

Rebounds	Opponent	Date
One game.....78	at San Francisco	10/24/70
	78 Boston at Philadelphia	1/5/71
One half.....43	at Houston	11/4/71

Offensive Rebounds

One game.....32	at Sacramento	1/25/86
-----------------	---------------	---------

Defensive Rebounds

One game.....50	Cleveland (4OT)	10/18/74
	47 at Golden State	3/26/74

Assists

One game.....48	at Milwaukee	11/21/78
-----------------	--------------	----------

Personal Fouls

One game.....43	Chicago (4OT)	3/16/84
	41 Golden State	11/11/84
	41 Utah	11/2/85

Steals

One game.....23	Philadelphia	3/1/77
-----------------	--------------	--------

Blocked Shots

One game.....19	at L.A. Lakers	10/28/73
-----------------	----------------	----------

Turnovers

One game.....40	Boston at Philadelphia	1/5/71
-----------------	------------------------	--------

Disqualifications

One game.....5	Chicago (4OT)	3/16/84
	3 10 teams, last at Memphis	1/27/07

Highest Scores

at Denver 162, Portland 143	2/13/81
at Phoenix 160, Portland 128	3/21/72
at Baltimore 156, Portland 104	11/24/70
Chicago 156, Portland 152 (4OT)	3/16/84

Opponent Team Game Lows

Points

One game.....63	Denver (Portland 107)	4/16/97
One half.....22	Denver	4/16/97
	22 Miami	12/6/03
1st quarter.....8	Sacramento	3/18/97
	8 Denver	4/16/97
	8 at New Jersey	11/18/06
2nd quarter.....7	Golden State	1/1/83
3rd quarter.....5	New York	2/26/97
4th quarter.....9	at Golden State	4/6/79
	9 San Antonio	1/29/00
	9 Philadelphia	12/30/07
Overtime.....0	at Houston	1/22/83
	0 Indiana (2nd OT)	3/10/96

Field Goals Made

One game.....20	Denver	11/23/96
-----------------	--------	----------

Field Goals Attempted

One game.....59	Indiana	11/23/94
	59 San Antonio	4/12/04

Field Goal Percentage

One game......267	Cleveland (27-101)	11/19/77
-------------------	--------------------	----------

Free Throws Made

One game.....2	at Minnesota	2/7/96
----------------	--------------	--------

Free Throws Attempted

One game.....5	at Minnesota	2/7/96
----------------	--------------	--------

Free Throw Percentage

One game......214	at Houston (3 of 14)	2/22/83
-------------------	----------------------	---------

Offensive Rebounds

One game.....1	at Denver	12/3/96
	1 Miami	1/18/01

Defensive Rebounds

One game.....14	L.A. Clippers	3/15/98
-----------------	---------------	---------

Total Rebounds

One Game.....23	Utah	12/6/01
	23 at Memphis	4/7/09

Assists

One game.....7	Cleveland	11/19/77
	7 Cleveland	1/17/07

Personal Fouls

One game.....9	Phoenix	12/1/01
----------------	---------	---------

Steals

One game.....0	at Sacramento	4/23/88
----------------	---------------	---------

Turnovers

One game.....2	at Cleveland (OT)*	3/9/09
-----------------------	---------------------------	---------------

Lowest Scores

Denver 63, Portland 107	4/16/97
Chicago 63, Portland 88	1/3/00
Cleveland 64, Portland 96	1/13/02
New Jersey 64, Portland 60	11/9/04
Denver 65, Portland 105	1/23/96
Sacramento 66, Portland 92	4/14/98
Houston 66, Portland 81	4/8/03
Memphis 66, Portland 86	3/28/09

Bold indicates record set during 2008-09 season

** Ties NBA Record*



Opponent Top Performances

Points

65	Kobe Bryantat L.A. Lakers (OT)	3/16/07
64	Rick Barryat Golden State.....	3/26/74
55	Nate Archibaldat Cincinnati.....	2/23/72
53	Phil Chenierat Baltimore.....	12/6/72
53	Michael Jordanat Chicago.....	1/8/87
52	Michael Jordanat Chicago.....	2/26/88
50	Low Alcindorat Milwaukee.....	1/19/75
50	Amar'e Stoudemireat Phoenix.....	1/7/05
50	Kobe Bryantat L.A. Lakers.....	4/14/06
49	Lou HudsonAtlanta.....	11/18/70
49	Low AlcindorMilwaukee.....	10/18/72
49	Gail Goodrichat L.A. Lakers.....	10/28/73
49	Moses Maloneat Houston.....	3/13/82
49	Larry Birdat Boston (2OT).....	3/15/92

Rebounds

31	Wilt ChamberlainL.A. Lakers.....	2/17/73
29	Wes UnseldBaltimore.....	1/11/72
28	Jerry Lucasat San Francisco.....	10/24/70
28	Bob McAdooat Buffalo.....	3/10/74
27	Billy CunninghamPhiladelphia (OT).....	12/20/70
27	Wilt Chamberlainat L.A. Lakers.....	1/31/71
27	Wilt Chamberlainat L.A. Lakers.....	12/5/71
27	James Donaldsonat Dallas (3OT).....	12/29/89
26	Willis ReedNew York.....	11/8/70
26	Low AlcindorMilwaukee.....	11/22/70
26	LeRoy Ellisat Philadelphia.....	10/24/73

Assists

26	John Stocktonat Utah.....	4/14/88
25	Ernie DiGregorioBuffalo.....	1/1/74
22	Magic Johnsonat L.A. Lakers (OT)	11/6/90
21	Larry SiegfriedSan Diego.....	11/16/70
21	John Stocktonat Utah.....	3/1/90
20	Bob Washingtonat Cleveland.....	11/7/71
20	Gary Grantat L.A. Clippers.....	4/6/89
20	Kevin Johnsonat Phoenix.....	3/31/92
20	Scott Skilesat Orlando.....	12/1/93
19	Lenny Wilkensat Seattle.....	10/23/70
19	Nate McMillanSeattle.....	2/18/89

Field Goals Made

30	Rick Barryat Golden State.....	3/26/74
23	Kobe Bryantat L.A. Lakers (OT)	3/16/07
22	Lou HudsonAtlanta.....	11/18/70
22	Phil Chenierat Baltimore.....	12/6/72
21	Low Alcindorat Milwaukee.....	12/20/72
21	Larry BirdBoston (OT).....	2/14/86
21	Michael Jordanat Chicago.....	2/26/88
21	Karl Maloneat Utah.....	12/26/95

Field Goals Attempted

45	Rick Barryat Golden State.....	3/26/74
39	Rick Barryat Golden State.....	11/3/74
39	Michael JordanChicago.....	11/29/91
39	Kobe Bryantat L.A. Lakers (OT)	3/16/07
38	Low AlcindorMilwaukee.....	10/17/72
38	Bob LoveChicago.....	11/14/75
37	Alex Englishat Denver.....	11/8/84

Free Throws Made

23	Nate Archibaldat K.C.-Omaha.....	1/21/75
19	Moses Maloneat Atlanta.....	12/8/89
18	Walt BellamyAtlanta.....	2/4/71
18	Rick Barryat Golden State.....	12/26/74
18	Bob McAdooBuffalo.....	11/29/75
18	John Drewat Atlanta.....	1/11/76
18	Michael JordanChicago.....	3/22/87
18	Charles Barkleyat Philadelphia.....	12/9/87
18	David Robinsonat San Antonio.....	11/23/94
18	Derrick Colemanat New Jersey.....	4/30/94

Free Throws Attempted

25	Nate Archibaldat K.C.-Omaha.....	1/21/75
22	Dave BingDetroit.....	1/15/73
22	Moses Maloneat Atlanta.....	12/8/89
22	David Robinsonat San Antonio.....	11/23/94
21	Norm Van Lierat Cincinnati (OT).....	1/6/71
21	Walt BellamyAtlanta.....	2/4/71
21	Kareem Abdul-Jabbarat L.A. Lakers.....	10/19/79
21	Moses MalonePhiladelphia (OT).....	1/1/86
21	Charles Barkleyat Philadelphia.....	12/9/87
21	A.C. GreenL.A. Lakers.....	2/16/89
21	David Robinsonat San Antonio.....	11/8/89
21	Karl Maloneat Utah.....	3/4/95
21	Kobe BryantL.A. Lakers.....	4/20/05

Steals

9	Darwin Cookat New Jersey (OT) ..	12/3/83
8	Sam Laceyat K.C.-Omaha.....	2/5/75
8	Henry BibbyPhiladelphia.....	3/1/77
8	Randy SmithBuffalo.....	12/13/77
8	Ed JordanNew Jersey.....	3/17/79
8	M. R. Richardsonat New Jersey.....	3/13/83
8	Doc Riversat Atlanta.....	12/4/85
8	Winston Garlandat Golden State.....	4/20/88

Blocked Shots

17	Elmore Smithat L.A. Lakers.....	10/28/73
14	Mark Eatonat Utah.....	1/18/85
13	Mark Eatonat Utah.....	2/18/83
13	Shawn Bradleyat Dallas.....	11/8/98
12	Wayne Rollinsat Atlanta.....	2/21/79
12	Mark Eatonat Utah.....	11/1/86

Bold indicates record set during 2008-09 season

ON THE MARK --- In five games against the Trail Blazers during the 1974-75 season, Golden State's Rick Barry converted 38 consecutive free throws.



Yearly Leaders

MINUTES PLAYED

	GP	Min.	Avg.
70-71 Petrie	82	3032	37.0
71-72 Wicks	82	*3245	*39.6
72-73 Wicks	80	3152	39.4
73-74 Wicks	75	2853	38.0
74-75 Wicks	82	3162	38.6
75-76 Wicks	79	3044	38.4
76-77 Lucas	79	2863	36.2
77-78 Hollins	81	2741	33.8
78-79 Owens	82	2791	34.0
79-80 R. Brewer	82	2815	34.3
80-81 M. Thompson	79	2790	35.3
81-82 M. Thompson	79	3129	*39.6
82-83 M. Thompson	80	3017	37.7
83-84 Paxson	81	2686	33.2
84-85 M. Thompson	79	2616	33.3
85-86 Vandeweghe	79	2791	35.1
86-87 Drexler	82	3114	38.0
87-88 Drexler	81	3060	37.8
88-89 Porter	81	3102	38.3
89-90 Kersey	82	2843	34.7
90-91 Drexler	82	2852	34.8
91-92 Porter	82	2784	34.0
92-93 Porter	81	2883	35.6
93-94 Strickland	82	2889	35.2
94-95 C. Robinson	75	2725	36.3
95-96 C. Robinson	78	2980	38.2
96-97 C. Robinson	81	3077	38.0
97-98 Wallace	77	2896	37.6
98-99 Stoudamire	50	1673	33.4
99-00 Wallace	81	2845	35.1
00-01 Wallace	77	2940	38.2
01-02 Wallace	79	2963	37.3
02-03 Wallace	74	2684	36.5
03-04 Stoudamire	82	3118	38.0
04-05 Stoudamire	81	2762	34.1
05-06 Randolph	74	2545	34.4
06-07 Randolph	68	2425	35.7
07-08 Roy	74	2792	37.7
08-09 Roy	78	2903	37.2

SCORING

	GP	Points	Avg.
70-71 Petrie	82	2031	24.8
71-72 Wicks	82	2009	24.5
72-73 Petrie	79	1970	24.9
73-74 Petrie	73	1771	24.3
74-75 Wicks	82	1778	21.9
75-76 Wicks	79	1505	19.1
76-77 Lucas	79	1599	20.2
77-78 Hollins	81	1285	15.9
78-79 Owens	82	1520	18.5
79-80 R. Brewer	82	1286	15.7
80-81 Paxson	79	1354	17.1
81-82 M. Thompson	79	1642	20.8
82-83 Paxson	81	1756	21.7
83-84 Paxson	81	1722	21.3
84-85 Vandeweghe	72	1616	22.4
85-86 Vandeweghe	79	1962	24.8
86-87 Vandeweghe	79	2122	26.9
87-88 Drexler	81	*2185	*27.0
88-89 Drexler	78	2123	*27.2
89-90 Drexler	73	1703	23.3
90-91 Drexler	82	1767	21.5
91-92 Drexler	76	1903	25.0
92-93 C. Robinson	82	1570	19.1
93-94 C. Robinson	82	1647	20.1
94-95 C. Robinson	75	1601	21.3
95-96 C. Robinson	78	1644	21.1
96-97 Ken Anderson	82	1436	17.5
97-98 Rider	74	1458	19.7
98-99 Rider	47	651	13.9
99-00 Wallace	81	1325	16.4
00-01 Wallace	77	1477	19.2
01-02 Wallace	79	1521	19.3
02-03 Wallace	74	1340	18.1
03-04 Randolph	81	1626	20.1
04-05 Randolph	46	871	18.9
05-06 Randolph	74	1333	18.0
06-07 Randolph	68	1608	23.6
07-08 Roy	74	1416	19.1
08-09 Roy	78	1765	22.6

FIELD GOALS MADE

	GP	FGM	Avg.
70-71 Petrie	82	784	9.6
71-72 Wicks	82	784	9.6
72-73 Petrie	79	836	*10.6
73-74 Petrie	73	740	10.1
74-75 Wicks	82	692	8.4
75-76 Wicks	79	580	7.3
76-77 Lucas	79	632	8.0
77-78 Hollins	81	531	6.6
78-79 Owens	82	600	7.3
79-80 R. Brewer	82	548	6.7
80-81 Paxson	79	585	7.4
81-82 M. Thompson	79	681	8.6
82-83 Paxson	81	682	8.4
83-84 Paxson	81	680	8.4
84-85 Vandeweghe	72	618	8.6
85-86 Vandeweghe	79	719	9.1
86-87 Vandeweghe	79	808	10.2
87-88 Drexler	81	*849	10.5
88-89 Drexler	78	829	*10.6
89-90 Drexler	73	670	9.2
90-91 Drexler	82	645	7.9
91-92 Drexler	76	694	9.1
92-93 C. Robinson	82	632	7.7
93-94 C. Robinson	82	641	7.8
94-95 C. Robinson	75	597	8.0
95-96 C. Robinson	78	553	7.1
96-97 Ken Anderson	82	485	5.9
97-98 Rider	74	441	7.4
98-99 Rider	47	249	5.2
99-00 Wallace	81	542	6.7
00-01 Wallace	77	590	7.6
01-02 Wallace	79	603	7.6
02-03 Wallace	74	515	7.0
03-04 Randolph	81	633	8.2
04-05 Randolph	46	332	7.2
05-06 Randolph	74	536	7.2
06-07 Randolph	68	600	8.8
07-08 Aldridge	76	561	7.4
08-09 Roy	78	633	8.1

FIELD GOAL ATTEMPTS

	GP	FGA	Avg.
70-71 Petrie	82	1770	21.6
71-72 Wicks	82	*1837	*22.4
72-73 Petrie	79	1801	*22.8
73-74 Petrie	73	1537	21.1
74-75 Wicks	82	1391	17.0
75-76 Wicks	79	1201	15.2
76-77 Lucas	79	1359	16.8
77-78 Hollins	81	1202	14.8
78-79 Lucas	69	1208	17.5
79-80 R. Brewer	82	1182	14.4
80-81 Ransey	80	1162	14.5
81-82 M. Thompson	79	1303	16.5
82-83 Paxson	81	1323	16.3
83-84 Paxson	81	1322	16.3
84-85 Drexler	80	1161	14.5
85-86 Vandeweghe	79	1332	16.9
86-87 Vandeweghe	79	1545	19.6
87-88 Drexler	81	1679	20.7
88-89 Drexler	78	1672	21.4
89-90 Drexler	73	1357	18.6
90-91 Drexler	82	1398	16.3
91-92 Drexler	76	1476	19.4
92-93 C. Robinson	82	1336	16.3
93-94 C. Robinson	82	1404	17.1
94-95 C. Robinson	75	1320	17.6
95-96 C. Robinson	78	1306	16.7
96-97 Ken Anderson	82	1137	13.9
97-98 Rider	74	1302	17.6
98-99 Stoudamire	50	629	12.5
99-00 Wallace	81	1045	13.0
00-01 Wallace	77	1178	15.3
01-02 Wallace	79	1287	16.2
02-03 Wallace	74	1094	14.8
03-04 Randolph	81	1358	16.8
04-05 Randolph	46	741	16.1
05-06 Randolph	74	1229	16.6
06-07 Randolph	68	1286	18.9
07-08 Roy	74	1170	15.8
08-09 Roy	78	1318	16.9

FG PERCENTAGE

	FGM	FGA	Pct.
70-71 Schlueter	257	527	48.8
71-72 Schlueter	353	672	52.5
72-73 O. Johnson	308	620	49.7
73-74 Petrie	740	1537	48.1
74-75 Steele	265	484	54.8
75-76 Steele	322	651	49.5
76-77 Twardzik	263	430	*61.2
77-78 Gross	381	720	52.9
78-79 Owens	600	1095	54.8
79-80 Washington	421	761	55.3
80-81 Washington	325	571	56.9
81-82 Natt	515	894	57.6
82-83 Natt	644	1187	54.3
83-84 Natt	500	857	58.3
84-85 Bowie	299	557	53.7
85-86 Kersey	258	470	54.9
86-87 S. Johnson	494	889	55.6
87-88 S. Johnson	258	488	52.9
88-89 S. Johnson	296	565	52.4
89-90 B. Williams	413	754	54.8
90-91 B. Williams	358	595	60.2
89-90 B. Williams	413	754	54.8
90-91 B. Williams	358	595	60.2
91-92 B. Williams	340	563	60.4
92-93 B. Williams	270	528	51.1
93-94 B. Williams	291	524	55.5
94-95 B. Williams	309	604	51.2
95-96 Sabonis	394	723	54.5
96-97 Wallace	380	681	55.8
97-98 Wallace	466	875	53.3
98-99 Wallace	242	476	**50.8
99-00 Wallace	542	1045	51.9
00-01 Wells	387	726	53.3
01-02 Patterson	319	619	51.5
02-03 D. Davis	237	438	54.1
03-04 Randolph	663	1368	48.5
04-05 Patterson	313	601	53.1
05-06 Randolph	536	1229	43.6
06-07 Randolph	600	1286	46.7
07-08 Aldridge	561	1160	48.4
08-09 Aldridge	601	1243	48.4

*Minimum reduced to 150 FGs (50 gm. sched.)

3pt FIELD GOALS

	G	3ptM	Avg.
79-80 Bates	16	8	0.5
80-81 Bates	77	14	0.2
81-82 Bates	75	12	0.2
82-83 Townes	55	9	0.2
Buse	41	9	0.2
83-84 Paxson	81	17	0.2
84-85 Colter	78	26	0.3
85-86 Colter	81	27	0.3
86-87 Vandeweghe	79	39	0.5
87-88 R. Anderson	82	42	0.8
88-89 Porter	81	79	0.9
89-90 Porter	80	89	1.1
90-91 Porter	81	130	1.6
91-92 Porter	82	128	1.6
92-93 Porter	81	143	1.8
93-94 Porter	77	110	0.9
94-95 C. Robinson	75	142	1.9
95-96 C. Robinson	78	178	*2.3
96-97 Ken Anderson	82	132	1.6
97-98 Rider	74	135	1.8
98-99 W. Williams	48	63	1.3
99-00 S. Smith	82	96	1.2
00-01 Stoudamire	82	82	1.0
01-02 Wallace	79	114	1.4
02-03 Der. Anderson	76	116	1.4
03-04 Stoudamire	82	156	1.9
04-05 Stoudamire	81	*181	2.2
05-06 Blake	68	76	1.1
06-07 Webster	82	91	1.1
07-08 Webster	75	123	1.6
08-09 Fernandez	78	159	2.0



Yearly Leaders

3pt FG ATTEMPTS

	G	3ptA	Av.	
79-80	R. Brewer.....	82	32	0.4
80-81	Bates.....	77	54	0.7
81-82	Bates.....	75	41	0.5
82-83	Buse.....	41	35	0.9
83-84	Paxson.....	81	59	0.7
84-85	Colter.....	78	74	0.9
85-86	Colter.....	81	83	1.0
86-87	Paxson.....	72	98	1.4
87-88	R. Anderson.....	62	135	2.2
88-89	Porter.....	81	219	2.7
89-90	Porter.....	80	238	3.0
90-91	Porter.....	81	313	3.9
91-92	Drexler.....	76	338	4.4
92-93	Porter.....	81	345	4.3
93-94	Porter.....	77	282	3.7
94-95	C. Robinson.....	75	383	5.1
95-96	C. Robinson.....	78	471	*6.0
96-97	Ken Anderson.....	82	366	4.5
97-98	Rider.....	74	420	5.7
98-99	W. Williams.....	48	144	3.0
99-00	Pippen.....	82	263	3.2
00-01	S. Smith.....	81	230	2.8
01-02	Wallace.....	79	317	4.0
02-03	Der. Anderson.....	76	331	4.4
03-04	Stoudamire.....	82	427	5.2
04-05	Stoudamire.....	81	*490	*6.0
05-06	Blake.....	68	184	2.7
06-07	Webster.....	82	250	3.0
07-08	Webster.....	75	317	4.2
08-09	Fernandez.....	78	398	5.1

3pt FG PERCENTAGE

	3ptM	3ptA	Pct.	
79-80	Twardzik.....	4	7	57.1
80-81	Natt.....	4	8	50.0
81-82	Bates.....	12	41	29.3
82-83	Townes.....	9	25	36.0
83-84	Paxson.....	17	59	28.8
84-85	Colter.....	26	74	35.1
85-86	Colter.....	27	83	32.5
86-87	Vandeweghe.....	39	81	*48.1
87-88	Vandeweghe.....	22	58	37.9
88-89	Porter.....	79	219	36.1
89-90	Petrovic.....	34	74	45.9
90-91	Porter.....	130	313	41.5
91-92	Porter.....	128	324	39.5
92-93	Porter.....	143	345	41.4
93-94	Murray.....	50	109	45.9
94-95	Porter.....	44	114	39.3
95-96	C. Robinson.....	178	471	37.8
96-97	Rider.....	99	257	38.5
97-98	Ken Anderson.....	47	133	35.3
98-99	W. Williams.....	63	144	43.8
99-00	S. Smith.....	96	263	39.8
00-01	Anthony.....	65	159	40.9
01-02	Wells.....	66	172	38.4
02-03	Stoudamire.....	44	114	38.6
03-04	Stoudamire.....	156	427	36.5
04-05	Van Exel.....	100	257	38.9
05-06	Blake.....	76	184	41.3
06-07	Udoka.....	89	219	40.6
07-08	Jones.....	91	205	44.4
08-09	Blake.....	140	328	42.7

3-point field goals were instituted in 1979-80. Minimum attempts to qualify was 50 in 1983-84 and raised to 100 in 1990-91.

FREE THROWS MADE

	GP	FTM	Av.	
70-71	Petrie.....	82	463	5.6
71-72	Wicks.....	82	441	5.4
72-73	Wicks.....	80	384	4.8
73-74	Wicks.....	75	314	4.2
74-75	Wicks.....	82	394	4.8
75-76	Wicks.....	79	345	4.4
76-77	Lucas.....	79	335	4.2
77-78	Hollins.....	81	232	2.8
78-79	Owens.....	82	230	2.9
79-80	Washington.....	80	320	3.9
80-81	M. Thompson.....	79	207	2.6
81-82	Natt.....	75	294	3.9
82-83	Paxson.....	81	388	4.8
83-84	Paxson.....	81	345	4.3
84-85	Vandeweghe.....	72	369	5.1
85-86	Vandeweghe.....	79	*523	*6.6
86-87	Vandeweghe.....	79	467	5.9
87-88	Drexler.....	81	476	5.9
88-89	Drexler.....	78	438	5.6
89-90	Porter.....	80	421	5.3
90-91	Drexler.....	82	416	5.1
91-92	Drexler.....	76	401	5.3
92-93	Porter.....	81	327	4.0
93-94	Strickland.....	82	353	4.3
94-95	Strickland.....	64	283	4.4
95-96	C. Robinson.....	78	360	4.6
96-97	Ken Anderson.....	82	334	4.1
97-98	Sabonis.....	73	323	4.4
98-99	B. Grant.....	48	184	3.8
99-00	S. Smith.....	82	289	3.5
00-01	S. Smith.....	81	309	3.8
01-02	Wells.....	74	215	2.9
02-03	Der. Anderson.....	76	231	3.0
03-04	Randolph.....	81	299	3.7
04-05	Randolph.....	46	207	4.5
05-06	Randolph.....	74	245	3.3
06-07	Randolph.....	68	394	5.8
07-08	Roy.....	74	281	3.8
08-09	Roy.....	78	416	5.3

FREE THROW ATTEMPTS

	GP	FTA	Av.	
70-71	Petrie.....	82	600	7.3
71-72	Wicks.....	82	*621	*7.6
72-73	Wicks.....	80	531	6.6
73-74	Wicks.....	75	412	5.5
74-75	Wicks.....	82	558	6.8
75-76	Wicks.....	79	512	6.5
76-77	Lucas.....	79	438	5.2
77-78	Hollins.....	81	300	3.7
78-79	Owens.....	82	403	4.9
79-80	Washington.....	80	360	4.5
80-81	M. Thompson.....	79	323	4.1
81-82	M. Thompson.....	79	446	5.6
82-83	Paxson.....	81	478	5.9
83-84	Paxson.....	81	410	5.1
84-85	M. Thompson.....	79	449	5.7
85-86	Vandeweghe.....	79	602	*7.6
86-87	Vandeweghe.....	79	527	6.7
87-88	Drexler.....	81	587	7.2
88-89	Drexler.....	78	548	7.0
89-90	Porter.....	80	472	5.9
90-91	Drexler.....	82	524	6.4
91-92	Drexler.....	76	505	6.6
92-93	C. Robinson.....	82	416	5.1
93-94	Strickland.....	82	471	5.7
94-95	C. Robinson.....	75	382	5.1
95-96	C. Robinson.....	78	542	6.9
96-97	Ken Anderson.....	82	435	5.3
97-98	Sabonis.....	73	405	5.5
98-99	B. Grant.....	48	226	4.7
99-00	S. Smith.....	82	340	4.1
00-01	S. Smith.....	81	347	4.2
01-02	Wells.....	74	290	3.9
02-03	Wells.....	75	313	4.2
03-04	Randolph.....	81	393	4.9
04-05	Randolph.....	46	254	5.5
05-06	Randolph.....	74	343	4.6
06-07	Randolph.....	68	481	7.1
07-08	Roy.....	74	373	5.0
08-09	Roy.....	78	505	6.5

FT PERCENTAGE

	(Minimum 125 made)	FTM	FTA	Pct.
70-71	McKenzie.....	331	396	83.6
71-72	McKenzie.....	315	379	83.1
72-73	C. Davis.....	126	161	78.3
73-74	Petrie.....	291	341	85.3
74-75	Petrie.....	261	311	83.9
75-76	Petrie.....	277	334	82.9
76-77	Gross.....	183	215	85.1
77-78	J. Davis.....	188	227	82.8
78-79	Twardzik.....	261	299	87.3
79-80	R. Brewer.....	184	219	84.0
80-81	Bates.....	170	199	85.4
81-82	Bates.....	166	211	78.7
82-83	Paxson.....	388	478	81.2
83-84	Paxson.....	345	410	84.1
84-85	Vandeweghe.....	369	412	89.6
85-86	Paxson.....	217	244	88.9
86-87	Vandeweghe.....	467	527	88.6
87-88	Vandeweghe.....	159	181	87.8
88-89	Porter.....	272	324	84.0
89-90	Porter.....	421	472	89.2
90-91	Porter.....	279	339	82.3
91-92	Porter.....	315	368	85.6
92-93	Elie.....	183	214	85.5
93-94	Porter.....	204	234	87.2
94-95	Drexler.....	207	248	83.5
95-96	McKie.....	152	199	76.4
96-97	Rider.....	212	361	81.2
97-98	Rider.....	221	267	82.8
98-99	Jim Jackson.....	85	101	**84.2
99-00	S. Smith.....	289	340	85.0
00-01	S. Smith.....	309	347	89.0
01-02	Stoudamire.....	174	196	88.8
02-03	Der. Anderson.....	231	269	85.9
03-04	Stoudamire.....	127	145	87.6
04-05	Stoudamire.....	182	199	*91.4
05-06	Dixon.....	156	194	80.4
06-07	Jack.....	243	279	87.1
07-08	Jack.....	215	248	86.7
08-09	Roy.....	416	505	82.4

**Minimum made reduced to 75 FTs due to 50 game schedule.

RECORDS



(Continued on next page)

Yearly Leaders

TOTAL REBOUNDS

	GP	RBs	Avg.
70-71 Ellis.....	74	907	12.3
71-72 Wicks.....	82	943	11.5
72-73 L. Neal.....	82	967	11.8
73-74 Roberson.....	69	701	10.2
74-75 Wicks.....	82	877	10.7
75-76 Wicks.....	79	712	9.0
76-77 Walton.....	65	934	14.4
77-78 Walton.....	58	766	13.2
78-79 Owens.....	82	740	9.0
79-80 Washington.....	80	842	10.5
80-81 Washington.....	73	686	9.4
80-81 M. Thompson.....	82	686	8.4
81-82 M. Thompson.....	79	921	11.7
82-83 M. Thompson.....	80	753	9.4
83-84 M. Thompson.....	79	688	8.7
84-85 Bowie.....	76	656	8.6
85-86 M. Thompson.....	82	608	7.4
86-87 S. Johnson.....	79	566	7.2
87-88 Kersey.....	79	657	8.3
88-89 Duckworth.....	79	635	8.0
89-90 B. Williams.....	82	800	9.8
90-91 B. Williams.....	80	751	9.4
91-92 B. Williams.....	80	704	8.8
92-93 B. Williams.....	82	690	8.4
93-94 B. Williams.....	81	843	10.4
94-95 Dudley.....	82	764	9.3
95-96 Dudley.....	80	720	9.0
96-97 Dudley.....	81	593	7.3
97-98 Sabonis.....	73	729	10.0
98-99 B. Grant.....	48	470	9.8
99-00 Wallace.....	81	566	7.0
00-01 D. Davis.....	81	606	7.4
01-02 D. Davis.....	78	688	8.8
02-03 D. Davis.....	78	564	7.2
03-04 Randolph.....	81	851	10.5
04-05 Randolph.....	46	442	9.6
05-06 Randolph.....	74	592	8.0
06-07 Randolph.....	68	688	10.1
07-08 Przybilla.....	77	649	8.4
08-09 Przybilla.....	82	717	8.7

OFFENSIVE REBOUNDS

	GP	ORB	Avg.
73-74 Roberson.....	69	251	3.6
74-75 Wicks.....	82	231	2.8
75-76 Wicks.....	79	245	3.1
76-77 Lucas.....	79	271	2.4
77-78 Owens.....	82	195	3.4
78-79 Owens.....	82	263	3.2
79-80 Washington.....	80	*325	4.1
80-81 Washington.....	73	236	3.2
81-82 M. Thompson.....	79	258	3.3
82-83 Natt/Cooper.....	80	214	2.7
83-84 M. Thompson.....	79	235	3.0
84-85 Drexler.....	80	217	2.7
85-86 M. Thompson.....	82	181	2.2
86-87 Drexler.....	82	227	2.8
87-88 Drexler.....	81	261	3.2
88-89 Drexler.....	78	289	3.7
89-90 Kersey.....	82	251	3.1
90-91 B. Williams.....	80	227	2.8
91-92 B. Williams.....	80	260	3.3
92-93 B. Williams.....	82	232	2.8
93-94 B. Williams.....	81	315	3.9
94-95 Dudley.....	82	*325	4.0
95-96 Dudley.....	80	239	3.0
96-97 Dudley.....	81	204	2.5
97-98 B. Grant.....	61	197	3.2
98-99 B. Grant.....	48	173	3.6
99-00 Wallace.....	81	129	1.6
00-01 D. Davis.....	81	233	2.8
01-02 D. Davis.....	78	262	3.3
02-03 D. Davis.....	78	233	3.0
03-04 Randolph.....	81	242	3.0
04-05 Randolph.....	46	142	3.1
05-06 Randolph.....	74	193	2.6
06-07 Randolph.....	68	199	2.9
07-08 Aldridge.....	76	220	2.9
08-09 Aldridge.....	81	234	2.9

(Offensive rebounds not kept as an official statistic before 1973-74).

DEFENSIVE REBOUNDS

	GP	DRB	Avg.
73-74 Wicks.....	75	488	6.5
74-75 Wicks.....	82	646	7.9
75-76 Walton.....	51	549	10.8
76-77 Walton.....	65	*723	11.1
77-78 Walton.....	58	648	*11.2
78-79 Lucas.....	69	524	7.6
79-80 Washington.....	80	517	6.5
80-81 M. Thompson.....	79	463	5.9
81-82 M. Thompson.....	79	663	8.4
82-83 M. Thompson.....	80	570	7.1
83-84 M. Thompson.....	79	453	5.7
84-85 Bowie.....	76	449	5.9
85-86 M. Thompson.....	82	427	5.2
86-87 S. Johnson.....	79	372	4.7
87-88 Kersey.....	79	446	5.6
88-89 Duckworth.....	79	389	4.9
89-90 B. Williams.....	82	550	6.7
90-91 B. Williams.....	80	524	6.6
91-92 B. Williams.....	80	444	5.6
92-93 B. Williams.....	82	458	5.6
93-94 B. Williams.....	81	528	6.5
94-95 Dudley.....	82	439	5.4
95-96 Dudley.....	80	481	6.0
96-97 Dudley.....	81	389	4.8
97-98 Sabonis.....	73	580	7.9
98-99 Sabonis.....	50	305	6.1
99-00 Wallace.....	81	437	5.4
00-01 Wallace.....	77	455	5.9
01-02 Wallace.....	79	509	6.4
02-03 Wallace.....	74	435	5.9
03-04 Randolph.....	81	609	7.5
04-05 Randolph.....	46	300	6.5
05-06 Randolph.....	74	399	5.4
06-07 Randolph.....	68	489	7.2
07-08 Przybilla.....	77	454	5.9
08-09 Przybilla.....	82	513	6.3

(Defensive rebounds not an official statistic before 1973-74)

ASSISTS

	GP	Ast.	Avg.
70-71 Petrie.....	82	390	4.8
71-72 Adelman.....	80	413	5.2
72-73 Wicks.....	80	440	5.5
73-74 Wicks.....	75	326	4.3
74-75 Petrie.....	80	424	5.3
75-76 Petrie.....	72	330	4.6
76-77 Hollins.....	76	313	4.1
77-78 Hollins.....	81	380	4.7
78-79 Hollins.....	64	325	5.1
79-80 Twardzik.....	67	273	5.1
80-81 Ransey.....	80	555	6.9
81-82 Ransey.....	78	555	7.1
82-83 Lever.....	81	426	5.3
83-84 Valentine.....	68	395	5.8
84-85 Valentine.....	75	522	7.0
85-86 Drexler.....	75	600	8.0
86-87 Porter.....	80	715	8.9
87-88 Porter.....	82	*831	*10.1
88-89 Porter.....	81	770	9.5
89-90 Porter.....	80	726	9.1
90-91 Porter.....	81	649	8.0
91-92 Drexler.....	76	512	6.7
92-93 Strickland.....	78	559	7.2
93-94 Strickland.....	82	740	9.0
94-95 Strickland.....	64	562	8.8
95-96 Strickland.....	67	640	9.6
96-97 Ken Anderson.....	82	584	7.1
97-98 Ken Anderson.....	45	245	5.4
98-99 Stoudamire.....	50	312	6.2
99-00 Phippen.....	82	406	5.0
00-01 Stoudamire.....	82	468	5.7
01-02 Stoudamire.....	75	490	6.5
02-03 Phippen.....	64	285	4.5
03-04 Stoudamire.....	82	500	6.1
04-05 Stoudamire.....	81	458	5.7
05-06 Blake.....	68	306	4.5
06-07 Jack.....	79	417	5.3
07-08 Roy.....	74	430	5.8
08-09 Roy.....	78	400	5.1

STEALS

	GP	St.	Avg.
73-74 Steele.....	81	*217	*2.7
74-75 Steele.....	76	183	2.4
75-76 Steele.....	81	170	2.1
76-77 Hollins.....	76	166	2.2
77-78 Hollins.....	81	157	1.9
78-79 Hollins.....	64	114	1.8
79-80 Dunn.....	82	102	1.2
80-81 Paxson.....	79	140	1.8
81-82 Paxson.....	82	129	1.6
82-83 Lever.....	81	153	1.9
83-84 Lever.....	81	135	1.7
84-85 Drexler.....	80	177	2.2
85-86 Drexler.....	75	197	2.6
86-87 Drexler.....	82	204	2.5
87-88 Drexler.....	81	203	2.5
88-89 Drexler.....	78	213	*2.7
89-90 Porter.....	80	151	1.9
90-91 Porter.....	81	158	2.0
91-92 Drexler.....	76	138	1.8
92-93 Strickland.....	78	131	1.7
93-94 Strickland.....	82	147	1.8
94-95 Strickland.....	64	123	1.9
95-96 Strickland.....	67	97	1.4
96-97 Ken Anderson.....	82	162	2.0
97-98 Wallace.....	77	75	1.0
98-99 Anthony.....	50	66	1.3
99-00 Phippen.....	82	117	1.4
00-01 Stoudamire.....	82	106	1.3
01-02 Phippen.....	62	101	1.6
02-03 Phippen.....	64	105	1.6
03-04 Der. Anderson.....	51	66	1.3
04-05 Patterson.....	70	106	1.5
05-06 Telfair.....	68	66	1.0
06-07 Jack.....	79	86	1.1
07-08 Roy.....	74	79	0.9
08-09 Roy.....	78	88	1.1

(Steals not an official statistic before 1973-74)

BLOCKED SHOTS

	GP	Blk.	Avg.
73-74 L. Neal.....	80	73	0.9
74-75 Walton.....	35	94	2.7
75-76 L. Neal.....	68	107	1.6
76-77 Walton.....	65	*212	3.2
77-78 Walton.....	58	146	2.5
78-79 M. Thompson.....	73	134	1.8
79-80 Washington.....	80	131	1.6
80-81 M. Thompson.....	79	170	2.2
81-82 M. Thompson.....	79	107	1.4
82-83 Cooper.....	80	136	1.7
83-84 M. Thompson.....	79	108	1.4
84-85 Bowie.....	76	203	2.7
85-86 Bowie.....	38	96	2.5
86-87 Cald. Jones.....	78	77	1.0
87-88 Kersey.....	82	77	0.9
88-88 Cald. Jones.....	79	99	1.3
88-89 Cald. Jones.....	72	85	1.2
89-90 Cooper.....	79	95	1.2
90-91 Kersey.....	73	76	1.0
91-92 C. Robinson.....	82	76	0.9
92-93 C. Robinson.....	82	107	1.3
93-93 C. Robinson.....	82	163	2.0
93-94 C. Robinson.....	82	111	1.4
94-95 Dudley.....	82	126	1.5
95-96 Dudley.....	80	100	1.3
96-97 Dudley.....	81	96	1.2
97-98 Cato.....	74	94	1.3
98-99 Sabonis.....	50	63	1.2
99-00 Wallace.....	81	107	1.3
00-01 Wallace.....	77	135	1.8
01-02 Wallace.....	79	101	1.3
02-03 Wallace.....	74	77	1.0
03-04 Ratliff.....	32	41	*4.4
04-05 Ratliff.....	63	158	2.5
05-06 Przybilla.....	56	130	2.3
06-07 Outlaw.....	67	74	1.1
07-08 Aldridge.....	76	94	1.2
08-09 Przybilla.....	82	97	1.2



Yearly Leaders

PERSONAL FOULS

	GP	PF	Avg.		GP	PF	Avg.
70-71 Schlueter	80	265	3.3	02-03 Wallace	74	223	3.0
71-72 Schlueter	81	277	3.4	03-04 Randolph	81	227	3.7
72-73 L. Neal	82	305	3.7	04-05 Przybilla	76	239	3.1
73-74 Steele	81	295	3.6	05-06 Khrypa	69	209	3.0
74-75 Wicks	82	289	3.5	06-07 Magloire	81	226	2.8
75-76 Steele	81	289	3.6	07-08 Aldridge	76	240	3.2
76-77 Lucas	79	294	3.7	08-09 Oden	61	238	3.9
77-78 Hollins	81	268	3.3	DISQUALIFICATIONS			
78-79 Owens	82	329	4.0				
79-80 Washington	80	307	3.8				
80-81 Washington	73	258	3.5				
81-82 M. Thompson	79	233	2.9				
82-83 Cooper	80	318	4.0				
83-84 Carr	82	274	3.3				
84-85 Bowie	76	278	3.6				
85-86 Drexler	75	270	3.6				
86-87 S. Johnson	79	*340	*4.3				
87-88 Kersey	79	302	3.8				
88-89 Duckworth	79	300	3.8				
89-90 Kersey	82	304	3.7				
90-91 C. Robinson	82	263	3.2				
91-92 C. Robinson	82	274	3.3				
92-93 C. Robinson	82	287	3.5				
93-94 C. Robinson	82	263	3.2				
94-95 Dudley	82	286	3.5				
95-96 Dudley	80	251	3.1				
96-97 C. Robinson	81	251	3.1				
97-98 Wallace	77	268	3.5				
98-99 Wallace	49	175	3.6				
99-00 Wallace	81	216	2.6				
00-01 Wallace	77	206	2.6				
01-02 Wallace	79	212	2.6				

	GP	No.		GP	No.
70-71 Ellis	74	5	70-71 Steele	72	8
71-72 Steele	72	8	72-73 G. Smith	72	8
72-73 G. Smith	72	8	73-74 Steele	81	10
73-74 Steele	81	10	74-75 Steele	76	6
74-75 Steele	76	6	75-76 Steele	81	8
75-76 Steele	81	8	76-77 Gross	82	7
76-77 Gross	82	7	77-78 Owens	82	7
77-78 Owens	82	7	78-79 Owens	82	15
78-79 Owens	82	15	79-80 Washington	80	8
79-80 Washington	80	8	80-81 Owens	79	10
80-81 Owens	79	10	81-82 Harper	68	7
81-82 Harper	68	7	82-83 Carr	82	10
82-83 Carr	82	10	83-84 Natt	79	3
83-84 Natt	79	3	Carr	82	3
Carr	82	3	984-85 Bowie	76	9
984-85 Bowie	76	9	85-86 Drexler	75	8
85-86 Drexler	75	8	86-87 S. Johnson	79	*16
86-87 S. Johnson	79	*16	87-88 Kersey	79	8
87-88 Kersey	79	8	88-89 Duckworth	79	6
88-89 Duckworth	79	6	Kersey	76	6
Kersey	76	6	89-90 Kersey	82	7
89-90 Kersey	82	7			

* All-time high

50-40 Points Club

54 Damon Stoudamire at New Orleans	1/14/05	41 Maurice Lucas vs. Atlanta	2/11/77
52 Brandon Roy vs. Phoenix	12/18/08	41 Clyde Drexler vs. Dallas	3/14/86
51 Geoff Petrie at Houston	1/20/73	41 Kiki Vandeweghe at Seattle	11/18/87
51 Geoff Petrie vs. Houston	3/16/73	41 Clyde Drexler at L.A. Clippers	2/17/88
50 Clyde Drexler vs. Sacramento	1/6/89	41 Clyde Drexler vs. San Antonio	12/11/88
48 Kiki Vandeweghe at Seattle	3/5/87	41 Clyde Drexler at Houston	3/20/89
48 Clyde Drexler vs. New York	11/22/89	41 Clyde Drexler at Boston	3/15/92
48 Clyde Drexler vs. San Antonio	11/24/91	41 *Terry Porter at Utah	5/19/92
47 Kiki Vandeweghe at Kansas City	10/27/84	41 Clyde Drexler vs. L.A. Clippers	11/5/94
47 Darius Miles at Denver	4/19/05	41 Clifford Robinson vs. Minnesota	1/7/96
46 Geoff Petrie vs. Seattle	3/19/71	40 Jim Barnett vs. New York	11/8/70
46 Maurice Lucas at Boston	1/12/78	40 Geoff Petrie at Seattle	1/1/71
45 *Bonzi Wells at Dallas	4/23/03	40 Geoff Petrie at San Diego	3/7/71
43 Geoff Petrie vs. Seattle	2/12/71	40 Geoff Petrie at Atlanta	11/15/73
43 Geoff Petrie vs. Philadelphia	2/23/71	40 Billy Ray Bates at San Diego	3/29/81
43 Geoff Petrie vs. Seattle	11/22/73	40 *Mychal Thompson at Kansas City	4/3/81
43 Geoff Petrie at Philadelphia	3/20/74	40 Jim Paxson vs. Houston	1/15/85
43 Lionel Hollins vs. Boston	2/22/77	40 Steve Johnson at Cleveland	11/26/86
43 Clyde Drexler at Denver	12/20/88	40 Kiki Vandeweghe at San Antonio	12/9/86
43 Clyde Drexler vs. L.A. Lakers	4/21/89	40 Clyde Drexler vs. San Antonio	12/20/87
43 Zach Randolph vs. Memphis	3/29/07	40 Terry Porter at Golden State	3/18/88
42 Geoff Petrie at Golden State	2/8/73	40 Clyde Drexler vs. Sacramento	4/23/89
42 Clyde Drexler at Chicago	2/26/88	40 Terry Porter at Golden State	11/14/92
42 Clyde Drexler at Philadelphia	3/3/88	40 Clifford Robinson at Utah	4/15/93
42 Clyde Drexler at Utah	4/14/88	40 Isaiah Rider vs. Boston	2/16/97
42 Clyde Drexler at Phoenix	12/16/88	40 Rasheed Wallace vs. Denver	2/20/01
42 *Clyde Drexler at L.A. Lakers	4/29/92	40 Zach Randolph at Charlotte	2/9/07
42 Zach Randolph at Memphis	1/27/07		
42 *Brandon Roy vs. Houston	4/21/09		
41 Geoff Petrie at Detroit	3/2/71		
41 Geoff Petrie at Seattle	3/23/73		

Bold indicates accomplished during 2008-09 season

* Accomplished in a Playoff Game



Career Leaders

Games Played

1. Drexler.....	867
2. Kersey.....	831
3. Porter.....	758
4. C. Robinson.....	644
5. Paxson.....	627
6. Steele.....	610
7. Williams.....	557
8. M. Thompson.....	551
9. Wallace.....	544
10. Stoudamire.....	529

Minutes Played

1. Drexler.....	29,526
2. Porter.....	23,978
3. Kersey.....	21,400
4. C. Robinson.....	19,839
5. Wallace.....	19,309
6. M. Thompson.....	18,913
7. Paxson.....	18,398
8. Stoudamire.....	17,497
9. Williams.....	17,130
10. Petrie.....	16,787

Points

1. Drexler.....	18,040
2. Porter.....	11,330
3. C. Robinson.....	10,405
4. Kersey.....	10,067
5. Paxson.....	10,003
6. Petrie.....	9,732
7. M. Thompson.....	9,215
8. Wallace.....	9,119
8. Wicks.....	8,882
10. Duckworth.....	7,188

Assists

1. Porter.....	5,319
2. Drexler.....	4,933
3. Stoudamire.....	3,018
4. Strickland.....	2,501
5. Petrie.....	2,057
6. Paxson.....	2,007
7. M. Thompson.....	1,848
8. Kersey.....	1,762
9. Steele.....	1,719
10. Wicks.....	1,647

FGs Made

1. Drexler.....	6,889
2. Porter.....	4,101
3. Paxson.....	4,058
4. Kersey.....	3,981
5. Petrie.....	3,970
6. C. Robinson.....	3,936
7. M. Thompson.....	3,777
8. Wallace.....	3,634
9. Wicks.....	3,502
10. Duckworth.....	2,848

FGs Attempted

1. Drexler.....	14,425
2. C. Robinson.....	8,820
3. Petrie.....	8,719
4. Porter.....	8,506
5. Kersey.....	8,361
6. Paxson.....	8,075
7. Wicks.....	7,605
8. M. Thompson.....	7,476
9. Wallace.....	7,305
10. Stoudamire.....	6,232

FG Percentage

(1,000 FGs made minimum)

1. Williams.....	550
2. Natt.....	545
3. S. Johnson.....	540
4. Vandeweghe.....	526
5. Carr.....	524
6. Owens.....	520
7. Gross.....	514
8. Walton.....	510
9. M. Thompson.....	505
10. Paxson.....	503

3-pt. FGs Made

1. Porter.....	773
2. Stoudamire.....	717
3. C. Robinson.....	492
4. Drexler.....	464
5. Wallace.....	373
6. D. Anderson.....	338
7. Blake.....	337
8. Webster.....	279
9. Rider.....	276
10. Pippen.....	242

3-pt. FGs Attempted

1. Porter.....	2,006
2. Stoudamire.....	1,998
3. Drexler.....	1,531
4. C. Robinson.....	1,408
5. Wallace.....	1,112
6. D. Anderson.....	969
7. Blake.....	810
8. Rider.....	788
9. Pippen.....	759
10. Webster.....	750

FTs Made

1. Drexler.....	3,798
2. Porter.....	2,555
3. Kersey.....	2,071
4. C. Robinson.....	2,041
5. Wicks.....	1,878
6. Paxson.....	1,800
7. Petrie.....	1,792
8. M. Thompson.....	1,661
9. Vandeweghe.....	1,547
10. Duckworth.....	1,492

FTs Attempted

1. Drexler.....	4,816
2. Porter.....	3,020
3. C. Robinson.....	3,004
4. Kersey.....	2,963
5. Wicks.....	2,634
6. M. Thompson.....	2,596
7. Paxson.....	2,239
8. Petrie.....	2,225
9. Wallace.....	2,074
10. Duckworth.....	2,001

FT Percentage

(500 FTs made minimum)

1. Vandeweghe.....	.881
2. S. Smith.....	.870
3. Jack.....	.853
4. Porter.....	.846
5. Stoudamire.....	.846
6. D. Anderson.....	.843
7. McKenzie.....	.834
8. Twardzik.....	.823
9. Rider.....	.806
10. Petrie.....	.805

Total Rebounds

1. Drexler.....	5,339
2. Kersey.....	5,078
3. M. Thompson.....	4,878
4. Williams.....	4,861
5. Wicks.....	4,086
6. Wallace.....	3,797
7. Sabonis.....	3,436
8. L. Neal.....	3,370
9. C. Robinson.....	3,352
10. Duckworth.....	3,327

Offensive RBs

1. Drexler.....	2,227
2. Kersey.....	1,900
3. Williams.....	1,694
4. M. Thompson.....	1,489
5. Duckworth.....	1,163
6. C. Robinson.....	1,067
7. Randolph.....	946
8. Gross.....	908
9. Wallace.....	905
10. D. Davis.....	886

Defensive RBs

1. M. Thompson.....	3,389
2. Kersey.....	3,178
3. Williams.....	3,167
4. Drexler.....	3,112
5. Wallace.....	2,892
6. Sabonis.....	2,702
7. C. Robinson.....	2,285
8. Walton.....	2,269
9. Duckworth.....	2,164
10. Porter.....	2,082

Blocked Shots

1. M. Thompson.....	768
2. C. Robinson.....	726
3. Wallace.....	693
4. Kersey.....	621
5. Drexler.....	594
6. Przybilla.....	550
7. Walton.....	533
8. Cooper.....	425
9. Sabonis.....	422
10. Ratliff.....	387

Steals

1. Drexler.....	1,795
2. Porter.....	1,182
3. Kersey.....	1,059
4. Paxson.....	857
5. Steele.....	846
6. C. Robinson.....	696
7. Hollins.....	598
8. Gross.....	593
9. Stoudamire.....	556
10. Wallace.....	555

Personal Fouls

1. Drexler.....	2,699
2. Kersey.....	2,638
3. C. Robinson.....	2,052
4. Steele.....	1,832
5. Duckworth.....	1,753
6. Williams.....	1,726
7. M. Thompson.....	1,696
8. Wallace.....	1,629
9. Porter.....	1,489
10. Gross.....	1,415

Disqualifications

1. Steele.....	45
2. Kersey.....	38
3. Owens.....	37
3. C. Robinson.....	37
5. Drexler.....	32
6. Gross.....	29
7. Duckworth.....	27
8. M. Thompson.....	25
9. S. Johnson.....	23
10. Wallace.....	20

Consecutive Games Played

1. C. Robinson.....	461
2. Porter.....	198
3. B. Williams.....	196
4. Owens.....	188
5. R. Brewer.....	179

Current Trail Blazers in bold



Trail Blazers' Yearly NBA Rankings

	ALL GAMES					HOME			ROAD		
	W	L	W	L	Rank	W	L	Rank	W	L	Rank
1970-71	29	53	*2	*3	15	18	22	15	9	28	15
1971-72	18	64	*0	*1	17	14	26	15	4	37	17
1972-73	21	61			15-T	13	28	16	8	33	15
1973-74	27	55			16	22	19	12-T	5	36	17
1974-75	38	44			12-T	28	13	8-T	10	31	14-T
1975-76	37	45			14	26	15	11-T	11	30	14
1976-77	49	33			4-T	35	6	3	14	27	7-T
1977-78	58	24			1	36	5	2	22	19	1
1978-79	45	37			11	33	8	2	12	29	13-T
1979-80	38	44			13	26	15	12-T	12	29	12-T
1980-81	45	37			8-T	30	11	6-T	15	26	11-T
1981-82	42	40			13-T	27	14	10	15	26	14-T
1982-83	46	36			9	31	10	5-T	15	26	12-T
1983-84	48	34			6	33	8	1-T	15	26	8
1984-85	42	40			9-T	30	11	6	12	29	13-T
1985-86	40	42			11	27	14	9-T	13	28	11-T
1986-87	49	33			7	34	7	5	15	26	10-T
1987-88	53	29			5-T	33	8	5-T	20	21	3-T
1988-89	39	43			17	28	13	17	11	30	15
1989-90	59	23			2-T	35	6	4-T	24	17	2-T
1990-91	63	19			1	36	5	1	27	14	1
1991-92	57	25			2	33	8	5	24	17	2-T
1992-93	51	31			7	30	11	8	21	20	7
1993-94	47	35			11-T	30	11	11	17	24	13
1994-95	44	38	*2	*0	12	25	15	11-T	17	23	11-T
1995-96	44	38			13	26	15	9 -T	18	23	9-T
1996-97	49	33			11	29	12	10-T	20	21	10-T
1997-98	46	36			12	26	15	13-T	20	21	10-T
1998-99	35	15			3	22	3	1-T	13	12	6-T
1999-00	59	23			2	30	11	8-T	29	12	2
2000-01	50	32			10-T	28	13	14-T	22	19	6-T
2001-02	49	33			8-T	30	11	5-T	19	22	10-T
2002-03	50	32			5-T	27	14	13-T	23	18	4-T
2003-04	41	41			14-T	25	16	16-T	16	25	10-T
2004-05	27	55			26	18	23	26-T	9	32	24
2005-06	21	61			30	15	26	27-T	6	35	30
2006-07	32	50			24-T	18	23	26-T	14	27	18-T
2007-08	41	41			15-T	28	13	11	13	28	18-T
2008-09	54	28			5-T	34	7	4	20	21	8-T
TOTALS	1683	1483	*4	*4		1069	511		610	968	

RECORDS

*NEUTRAL COURT GAMES & LOCATIONS

11/21/70 at Seattle PORTLAND 112, Buffalo 108
 12/18/70 at San Diego SAN FRANCISCO 122, Portland 118
 12/19/70 at San Francisco SAN DIEGO 118, Portland 108
 1/5/71 at Philadelphia Portland 124, BOSTON 120
 (Official home team in CAPS)

3/3/71 at Boston Philadelphia 120, PORTLAND 104
 3/9/72 at Seattle Houston 114, PORTLAND 111
 11/4/94 at Yokohama, Japan Portland 121, L.A. CLIPPERS 100
 11/5/94 at Yokohama, Japan PORTLAND 112, L.A. Clippers 95

CAUGHT STEALING --- Once steals became an official NBA statistic starting with the 1973-74 season, the Trail Blazers recorded at least one steal in 2,575 consecutive games. The streak came to an end on March 22, 2005, when the Trail Blazers recorded zero thefts in a 112-93 loss at Sacramento.



Year-By-Year Team Stats - Offense

YEAR	FG	FGA	Pct.	3FG	3A	Pct.	FT	FTA	Pct.	REB	AST	PF	PTS	Avg.
'70-71	3721	8562	.435	—	—	—	2025	2671	.758	4210	2227	2024	9467	115.5
'71-72	3462	7840	.442	—	—	—	1835	2494	.736	3996	2090	1873	8759	106.8
'72-73	3588	7842	.458	—	—	—	1531	2129	.719	3928	2102	1970	8707	106.2
'73-74	3585	7884	.467	—	—	—	1591	2112	.753	3852	2106	2050	8761	106.8
'74-75	3414	7113	.480	—	—	—	1680	2265	.742	3807	2209	2055	8508	103.8
'75-76	3417	7292	.469	—	—	—	1699	2350	.723	3959	2094	2091	8533	104.1
'76-77	3623	7537	.480	—	—	—	1917	2515	.762	3963	1990	2220	9163	111.7
'77-78	3556	7367	.483	—	—	—	1717	2259	.760	3873	2067	2068	8829	107.7
'78-79	3541	7338	.483	—	—	—	1806	2362	.765	3691	1946	2187	8888	108.4
'79-80	3408	7167	.476	26	132	.197	1560	2100	.743	3703	1898	1956	8402	102.5
'80-81	3741	7535	.496	25	148	.125	1573	2191	.718	3631	2244	2034	9080	110.7
'81-82	3629	7187	.505	29	140	.207	1719	2387	.720	3497	2054	2012	9006	109.8
'82-83	3459	7124	.486	35	105	.233	1855	2512	.738	3560	2030	1960	8808	107.4
'83-84	3632	7189	.505	25	129	.194	1988	2637	.754	3445	2082	2134	9277	113.1
'84-85	3708	7374	.503	51	202	.252	2002	2667	.751	3500	2225	1957	9469	115.5
'85-86	3610	7281	.496	74	275	.269	2142	2799	.765	3469	2180	2205	9436	115.1
'86-87	3650	7249	.504	98	339	.289	2269	2928	.775	3593	2359	2082	9667	117.9
'87-88	3661	7460	.491	117	380	.308	2079	2701	.770	3742	3307	2091	9518	116.1
'88-89	3695	7795	.474	216	645	.335	1789	2416	.740	3765	2212	2026	9395	114.6
'89-90	3572	7547	.473	228	688	.331	2031	2734	.743	3907	2085	2048	9365	114.2
'90-91	3577	7369	.485	341	904	.377	1912	2538	.753	3763	2254	1975	9407	114.7
'91-92	3476	7352	.473	325	944	.344	1858	2463	.754	3843	2065	1983	9135	111.4
'92-93	3361	7343	.458	275	843	.326	1901	2551	.745	3733	1969	1892	8898	108.5
'93-94	3371	7427	.454	272	770	.353	1781	2396	.743	3762	2070	1827	8795	107.3
'94-95	3217	7134	.451	462	1266	.365	1555	2230	.697	3795	1846	2024	8451	103.1
'95-96	3064	6688	.458	480	1358	.353	1537	2321	.662	3737	1760	1859	8145	99.3
'96-97	3000	6465	.464	501	1401	.358	1613	2261	.713	3552	1710	1928	8114	99.0
'97-98	2885	6397	.451	324	1047	.309	1640	2226	.737	3608	1766	1859	7734	94.3
'98-99	1747	3956	.442	246	675	.364	1002	1349	.743	2216	1073	1126	4742	94.8
'99-00	3021	6430	.470	407	1128	.361	1542	2029	.760	3526	1925	1865	7991	97.5
'00-01	3004	6417	.468	369	1057	.349	1447	1899	.762	3441	1963	1745	7824	95.4
'01-02	3004	6671	.450	466	1318	.354	1451	1901	.763	3529	1926	1613	7925	96.6
'02-03	2987	6491	.460	379	1150	.330	1450	1947	.745	3370	1860	1634	7803	95.2
'03-04	2898	6467	.448	381	1102	.346	1263	1728	.731	3416	1768	1554	7440	90.7
'04-05	2896	6422	.451	420	1161	.362	1409	1944	.725	3374	1722	1703	7621	92.9
'05-06	2791	6267	.445	364	1042	.349	1339	1944	.689	3089	1490	1828	7285	88.8
'06-07	2874	6392	.450	426	1232	.346	1543	2006	.769	3222	1513	1931	7717	94.1
'07-08	2935	6546	.448	538	1426	.377	1412	1841	.767	3339	1733	1642	7820	95.4
'08-09	3018	6494	.465	596	1555	.383	1521	1988	.765	3420	1667	1671	8153	99.4

Bold indicates all-time high for Trail Blazers. Bold in personal foul column is all-time low. 1998-99 was a lockout-shortened season.



Year-By-Year Team Stats - Defense

YEAR	FG	FGA	Pct.	3FG	3A	Pct.	FT	FTA	Pct.	REB	AST	PF	PTS	Avg.
'70-71	3900	8333	.468	—	—	—	2037	2758	.739	4885	2267	2035	9837	120.0
'71-72	3841	7906	.486	—	—	—	1875	2499	.750	4439	2312	1903	9557	116.5
'72-73	3709	7780	.477	—	—	—	1800	2327	.774	4236	2271	1885	9218	112.4
'73-74	3664	7571	.484	—	—	—	1825	2299	.794	3875	2308	1961	9153	111.6
'74-75	3379	7502	.450	—	—	—	1714	2178	.787	3779	2090	2085	8472	103.3
'75-76	3405	7531	.452	—	—	—	1825	2333	.782	3778	1920	2128	8635	105.3
'76-77	3408	7404	.460	—	—	—	1889	2514	.751	3707	1817	2242	8705	106.2
'77-78	3289	7318	.449	—	—	—	1747	2282	.766	3710	1818	2093	8325	101.5
'78-79	3448	7059	.488	—	—	—	1889	2501	.755	3430	1963	2206	8785	107.1
'79-80	3349	7008	.478	55	186	.296	1716	2281	.752	3496	2008	1880	8469	103.3
'80-81	3584	7351	.488	34	129	.264	1805	2377	.759	3668	2109	1932	9007	109.8
'81-82	3637	7293	.499	54	206	.262	1629	2149	.758	3588	2114	2142	8957	109.2
'82-83	3503	7211	.486	55	188	.293	1572	2046	.768	3490	2072	2232	8633	105.3
'83-84	3566	6943	.514	57	206	.277	1797	2366	.760	3244	2119	2184	8986	109.6
'84-85	3697	7494	.493	59	232	.254	1737	2269	.766	3604	2235	2160	9190	112.1
'85-86	3637	7249	.502	83	248	.335	1992	2638	.755	3541	2254	2262	9349	114.0
'86-87	3649	7523	.485	116	421	.276	1996	2589	.771	3487	2189	2228	9410	114.8
'87-88	3492	7341	.476	141	462	.305	2022	2632	.768	3553	2154	2135	9147	111.5
'88-89	3572	7322	.488	198	546	.363	1933	2504	.772	3542	2073	1960	9275	113.1
'89-90	3351	7227	.464	190	565	.336	1917	2500	.767	3412	2026	2086	8847	107.9
'90-91	3320	7275	.456	236	730	.323	1819	2341	.777	3433	2048	2075	8695	106.0
'91-92	3249	7150	.454	244	805	.303	1797	2367	.759	3433	1980	1957	8539	104.1
'92-93	3337	7125	.468	277	811	.342	1692	2226	.760	3549	2059	2089	8643	105.4
'93-94	3311	7057	.469	296	830	.357	1661	2216	.750	3497	2094	1944	8579	104.6
'94-95	2951	6465	.456	442	1189	.372	1794	2380	.754	3178	1789	1938	8138	99.2
'95-96	2953	6677	.442	472	1355	.348	1574	2127	.740	3248	1817	1996	7972	97.0
'96-97	2798	6423	.436	457	1279	.357	1719	2327	.739	3149	1703	1887	7772	94.8
'97-98	2810	6520	.431	373	1087	.343	1626	2253	.722	3212	1764	1823	7619	92.9
'98-99	1644	3939	.417	220	691	.318	916	1263	.725	2004	962	1142	4424	88.5
'99-00	2825	6557	.431	394	1195	.330	1422	1985	.716	3198	1705	1872	7466	91.0
'00-01	2819	6436	.438	406	1103	.368	1436	1930	.744	3184	1745	1738	7480	91.2
'01-02	2951	6508	.453	466	1285	.363	1312	1771	.741	3218	1945	1651	7680	93.7
'02-03	2942	6540	.450	438	1285	.341	1267	1659	.764	3204	1863	1670	7589	92.5
'03-04	2954	6567	.450	417	1222	.341	1219	1618	.753	3308	1912	1534	7544	92.0
'04-05	3056	6842	.447	440	1283	.343	1397	1851	.755	3461	1923	1670	7949	96.9
'05-06	3032	6472	.468	498	1306	.381	1498	1971	.760	3474	1737	1704	8060	98.3
'06-07	2962	6292	.471	467	1293	.361	1678	2157	.778	3197	1703	1750	8069	98.4
'07-08	2983	6616	.451	533	1499	.356	1401	1828	.766	3422	1714	1656	7900	96.3
'08-09	2899	6302	.460	487	1301	.374	1430	1780	.803	2976	1590	1733	7715	94.1

Bold indicates all-time low by Trail Blazers defense. Bold in personal foul column is opponents' all-time high. 1998-99 was a lockout-shortened season.

RECORDS



Yearly Winning, Losing Streaks

Longest Overall Winning Streak	Longest Home Winning Streak	Longest Road Winning Streak	Longest Overall Losing Streak	Longest Home Losing Streak	Longest Road Losing Streak
1970-715	1970-715	1970-713	1970-719	1970-715	1970-7113
1971-723	1971-722	1971-721	1971-7213*	1971-726*	1971-7219
1972-733	1972-733	1972-732	1972-739	1972-736*	1972-7311
1973-743	1973-744	1973-742	1973-749	1973-744	1973-7421*
1974-756	1974-7510	1974-752	1974-756	1974-753	1974-758
1975-767	1975-766	1975-763	1975-764	1975-764	1975-765
1976-776	1976-7715	1976-773	1976-775	1976-773	1976-776
1977-788	1977-7826*	1977-784	1977-785	1977-782	1977-786
1978-795	1978-7910	1978-794	1978-796	1978-791	1978-797
1979-809	1979-806	1979-803	1979-8010	1979-803	1979-8012
1980-819	1980-817	1980-815	1980-815	1980-812	1980-8113
1981-827	1981-826	1981-823	1981-825	1981-823	1981-825
1982-836	1982-8315	1982-832	1982-834	1982-832	1982-835
1983-848	1983-849	1983-844	1983-845	1983-843	1983-846
1984-855	1984-8511	1984-852	1984-857	1984-854	1984-858
1985-864	1985-868	1985-864	1985-8612	1985-865	1985-8613
1986-875	1986-8712	1986-873	1986-874	1986-872	1986-875
1987-889	1987-8811	1987-885	1987-885	1987-882	1987-884
1988-894	1988-8912	1988-893	1988-896	1988-894	1988-899
1989-9010	1989-9012	1989-906	1989-903	1989-901	1989-904
1990-9116*	1990-9113	1990-919*	1990-914	1990-912	1990-912
1991-927	1991-9213	1991-924	1991-923	1991-922	1991-923
1992-938	1992-937	1992-933	1992-934	1992-934	1992-933
1993-946	1993-9411	1993-943	1993-944	1993-943	1993-945
1994-954	1994-956	1994-953	1994-954	1994-953	1994-956
1995-967	1995-9611	1995-963	1995-966	1995-966*	1995-967
1996-9711	1996-979	1996-974	1996-975	1996-972	1996-976
1997-985	1997-986	1997-984	1997-985	1997-983	1997-984
1998-998	1998-9917	1998-996	1998-992	1998-991	1998-993
1999-0011	1999-0016	1999-005	1999-003	1999-004	1999-002
2000-0110	2000-0110	2000-015	2000-015	2000-013	2000-013
2001-0212	2001-028	2001-026	2001-026	2001-023	2001-024
2002-038	2002-034	2002-035	2002-033	2002-032	2002-033
2003-045	2003-046	2003-044	2003-045	2003-044	2003-0410
2004-053	2004-054	2004-052	2004-057	2004-056*	2004-0510
2005-064	2005-064	2005-062	2005-0611	2005-065	2005-0616
2006-075	2006-074	2006-073	2006-075	2006-074	2006-075
2007-0813	2007-0812	2007-083	2007-085	2007-083	2007-089
2008-096	2008-0912	2008-093	2008-093	2008-092	2008-095

Longest home winning streak over two seasons: 34 straight from 1976-77 to 1977-78. Longest winning streak on the road over two seasons: 12 straight from 1989-90 to 1990-91. Longest road losing streak over two seasons: 24 in a row from 1971-72 to 1972-73.

20 Points-20 Rebounds Club

LeROY ELLIS (3)	Points	Rebounds
10/27/70	Buffalo.....	25 26
11/29/70	at Milwaukee.....	27 25
2/20/71	Philadelphia.....	33 20

GARY GREGOR (1)	Points	Rebounds
2/5/71	San Francisco.....	24 20

SIDNEY WICKS (6)	Points	Rebounds
1/28/72	Golden State.....	25 25
2/19/72	L.A. Lakers.....	23 22
3/17/72	Golden State.....	27 23
12/19/72	at Chicago.....	31 22
1/5/73	Philadelphia.....	24 22
2/26/75	at L.A. Lakers.....	21 27

LLOYD NEAL (1)	Points	Rebounds
2/17/73	L.A. Lakers.....	20 22

BILL WALTON (8)	Points	Rebounds
11/03/74	Golden State.....	20 21
12/4/75	at Atlanta.....	24 20
1/11/76	at Atlanta.....	36 22
1/23/76	L.A. Lakers.....	27 22
1/24/76	at Golden State.....	28 26
11/2/76	Atlanta.....	22 22
11/26/76	at L.A. Lakers.....	26 21
12/18/76	L.A. Lakers.....	28 26

MAURICE LUCAS (3)	Points	Rebounds
12/18/76	L.A. Lakers.....	26 21
2/3/77	at Indiana.....	35 22
2/19/77	at Denver.....	35 20

MYCHAL THOMPSON (4)	Points	Rebounds
11/3/78	San Diego.....	20 22
12/10/81	at Phoenix.....	21 21
4/16/81	Phoenix.....	25 20
12/2/82	at Seattle.....	22 20

SAM BOWIE (1)	Points	Rebounds
4/7/85	at L.A. Lakers.....	21 20

BUCK WILLIAMS (1)	Points	Rebounds
12/16/90	Orlando.....	26 20

ARVYDAS SABONIS (2)	Points	Rebounds
2/25/98	at Chicago.....	21 20
3/12/98	Minnesota.....	28 20

BRIAN GRANT (1)	Points	Rebounds
4/3/98	Dallas.....	20 20

ZACH RANDOLPH (1)	Points	Rebounds
4/11/03	at Memphis.....	31 20



Month-By-Month Records

	October	November	December	January	February	March	April	May
1970-71	4-5	5-13	3-10	5-11	6-8	6-6		
1971-72	1-5	2-14	5-13	4-11	3-14	3-7		
1972-73	1-8	5-8	3-14	4-10	3-11	5-10		
1973-74	5-4	5-9	7-8	2-11	2-14	6-9		
1974-75	3-4	9-6	3-9	7-8	4-10	9-7	3-0	
1975-76	0-4	8-7	4-10	9-6	6-8	7-7	3-3	
1976-77	3-1	9-5	11-6	11-5	3-8	7-8	5-0	
1977-78	4-1	12-2	11-2	12-3	11-2	6-11	2-3	
1978-79	4-4	9-6	5-6	5-9	8-5	12-4	2-3	
1979-80	9-2	7-8	4-11	6-8	4-7	8-8		
1980-81	3-6	4-12	13-2	7-7	7-6	11-4		
1981-82	1-0	9-4	6-8	7-6	6-9	7-8	6-5	
1982-83	0-2	9-7	9-5	9-4	7-6	7-8	5-4	
1983-84	1-1	10-5	10-6	6-7	9-5	10-4	2-6	
1984-85	2-0	8-8	4-9	6-9	7-6	10-6	5-2	
1985-86	2-1	10-6	8-8	8-7	1-12	7-5	4-3	
1986-87	0-1	8-8	11-3	8-7	9-4	8-5	5-5	
1987-88		7-5	10-5	8-5	9-6	9-4	10-4	
1988-89		7-7	9-4	6-8	5-7	5-12	7-5	
1989-90		11-3	8-7	12-2	7-5	13-4	8-2	
1990-91	12-1	15-3	10-4	7-5	9-5	10-1		
1991-92	9-6	10-4	11-3	9-4	12-5	6-3		
1992-93	9-2	8-6	11-4	4-7	9-8	10-4		
1993-94	8-5	9-6	8-6	9-4	7-9	6-5		
1994-95	6-6	7-7	9-6	8-4	7-10	7-5		
1995-96	7-8	5-9	9-6	4-9	11-3	8-3		
1996-97	10-6	6-9	9-6	5-7	13-2	6-3		
1997-98	0-1	10-4	8-5	6-9	9-4	7-8	6-5	
1998-99					9-3	15-3	10-6	1-3
1999-00	13-3	9-4	11-3	12-2	7-7	7-4		
2000-01	0-1	11-5	10-4	12-4	7-4	7-7	3-6	
2001-02	1-1	8-6	4-9	11-4	9-4	11-5	5-4	
2002-03	1-1	6-7	11-4	11-4	9-4	7-7	5-5	
2003-04	0-1	8-6	7-8	6-9	8-6	9-6	3-5	
2004-05	8-6	5-8	4-11	5-7	2-14	3-9		
2005-06	5-9	5-10	6-8	2-11	2-13	1-10		
2006-07	6-10	7-8	7-9	4-7	5-10	3-6		
2007-08	0-1	5-10	13-2	8-6	5-9	7-8	3-5	
2008-09	1-1	11-5	8-6	9-5	7-5	11-5	7-1	
	46-56	306-248	291-258	300-251	249-259	314-272	178-135	1-3
	.451	.552	.529	.544	.490	.536	.567	.333

RECORDS

All-Time Triple-Doubles

	Pts-Reb-Ast
JIM BARNETT (1)	
12/1/70 San Diego	27 - 10 - 12
DALE SCHLUETER (2)	
12/14/71 L.A. Lakers	20 - 19 - 10
1/11/72 Baltimore	16 - 17 - 10
SIDNEY WICKS (7)	
10/21/72 Golden State	28 - 10 - 12
11/17/72 Golden State	25 - 16 - 10
11/25/72 at Philadelphia	30 - 14 - 10
1/7/73 Detroit	19 - 18 - 10
1/1/74 Buffalo	26 - 10 - 14
3/24/74 Milwaukee	22 - 16 - 10
10/25/75 Phoenix	21 - 18 - 10
JOHN JOHNSON (2)	
12/13/73 at Phoenix	17 - 10 - 11
4/4/75 K.C.-Omaha	23 - 11 - 11
LARRY STEELE (1)	
11/16/74 L.A. Lakers	12 - 11 - 10*
BILL WALTON (5)	
1/28/75 Phoenix	12 - 13 - 11
11/29/75 Buffalo	14 - 10 - 10
1/20/76 at New York	21 - 19 - 10
12/6/77 at Cleveland	22 - 10 - 10
4/22/77 Denver (PO)	19 - 16 - 10

	Pts-Reb-Ast
MYCHAL THOMPSON (2)	
4/5/83 L.A. Lakers	24 - 12 - 11
1/6/84 Denver	24 - 16 - 11
CLYDE DREXLER (21)	
3/1/85 Cleveland	19 - 10 - 10
3/5/85 at Atlanta	13 - 11 - 10
12/30/85 San Antonio	23 - 15 - 11
4/23/85 Dallas (PO)	20 - 10 - 10
5/3/85 L.A. Lakers (PO)	18 - 11 - 14
1/3/86 Phoenix	18 - 10 - 10
1/10/86 at Milwaukee	26 - 11 - 10**
3/1/86 Houston	24 - 12 - 13
11/14/86 L.A. Clippers	24 - 12 - 11
3/12/87 at L.A. Lakers	30 - 10 - 10
4/17/87 Utah	29 - 12 - 10
1/4/89 at L.A. Lakers	33 - 11 - 10
2/24/89 at Cleveland	18 - 11 - 12
2/26/89 at Miami	26 - 11 - 10
4/4/89 Detroit	25 - 13 - 10
3/7/90 at Boston	39 - 11 - 12
11/13/90 Denver	39 - 11 - 12
1/15/91 Minnesota	32 - 10 - 11
2/26/91 at San Antonio	11 - 14 - 11
4/20/91 L.A. Clippers	20 - 13 - 10
5/12/91 at Utah	15 - 11 - 10

	Pts-Reb-Ast
TERRY PORTER (7)	
2/5/87 L.A. Lakers	18 - 10 - 13
3/5/87 at Seattle	14 - 11 - 10
12/26/87 at Cleveland	15 - 10 - 14
2/14/88 Houston	13 - 10 - 13
12/16/88 at Phoenix	17 - 13 - 15
12/27/88 at Sacramento	12 - 10 - 13
4/1/89 L.A. Clippers	10 - 10 - 15
JEROME KERSEY (1)	
2/4/89 San Antonio	14 - 10 - 10
ROD STRICKLAND (2)	
11/22/92 Detroit	11 - 10 - 13
2/15/95 at Phoenix	26 - 11 - 18
DAMON STOUDEMIRE (3)	
4/6/01 at Golden State	15 - 10 - 10
4/6/05 Golden State	15 - 10 - 10
4/15/05 at Golden State	18 - 12 - 11
BRANDON ROY (1)	
2/1/08 New York	20 - 10 - 11

*points, rebounds, steals
**points, assists, steals



Yearly Offensive Rankings

YEAR	FG	FGA	Pct.	FT	FTA	Pct.	ORB	DRB	RB	AST	PF	DQ	ST	BLK	TO	PTS
70-71	5	2	15	8	10	3	—	—	13	2	8	9T	—	—	—	4
71-72	13	8	14	11	10	13T	—	—	13	4	12	8T	—	—	—	15
72-73	12	11	8	12	6	16	—	—	15	8	5	3T	—	—	—	10
73-74	6	11	4	12	8	15	7	14	10	6T	5	10	1	9	3T	10
74-75	9	16	1	6	3	15T	14	7	10	1	6	7	4T	5	1	7
75-76	12	16	5	7	5	16	12	4	7	3	4	7T	7	5	1	11
76-77	7	12	5T	3	4	7	8	6	8	9	2	5	6	4	7	3
77-78	11	19	5	12	14	8	13 T	7	9	11	9	9T	11	14	15	12
78-79	15	19T	11T	10	10	9	7 T	12	11	18	4	3	10	6	8	14
79-80	19	18	14	20	18	17T	8	13	9	21	12	14	18	8	10	21
80-81	3	3	7	20	19	21	7	12	12	5	13	8	8	9	13	6
81-82	7	13	4T	11	6T	20	14	15	17	13	20	14	10	18	16T	9
82-83	18	20	12	6	6	11	15	18	19	18	21	15T	11T	19	20	15
83-84	8	15	4	4	4	15T	4	22	14	16	12	18T	3T	13	11	6
84-85	6	8	6	4	2	17	9	20	14	9	18	11T	2	5	11	4
85-86	8	9	6	1	2	10	11	19	20	9	5	9T	2	18	6	3
86-87	3	13	3	1	1	8	15	11	15	3	7	2T	5	20	3	1
'87-88	3	3	4T	2	2	11	4	4T	3	6	4	7T	9	21	10	2
88-89	5	3	13T	14T	8	21	2	15T	2T	7	9T	8	5	20	10	6
89-90	3	3	18T	3	2	23	2	4	1	11	4	8T	11	19	10	4
90-91	4	3	8T	6	4	18	11	4	5	1	9	14	11	14	15	3
91-92	8	6	13T	4	3	7	3	5	2	9	4	1T	9	16	8	4
92-93	11	1	23	4	1	18	7	8	4	20	14T	10	6	5	14	4
93-94	4	1	22	2	3	11	1	7	3	9	13	25	11	16	22	3
94-95	8T	2	19	18	14	26	1	5	2	16	9	14T	13	7	25	10
95-96	14	7	19	18	6	29	7	2	3	21	16	28	22	14	22	16
96-97	9T	15	9	9T	6	26	10	3	4	20	6	8T	20	6	9	11
97-98	19	21	15	12	8	19	11	2	4	17	16T	24T	28	7	26T	19
98-99	11	12	13T	10	10	9T	13	3	3	10T	18	8	18	4	16	5
99-00	13	25	1	17	18	10	19	10	14	9	19	22T	15	16	16	5
00-01	9	24	2	22	23	9	18	16	18	5	20T	23T	9T	16	18	14
01-02	10	13	9	15	18	11	6	16	9	5T	5	1T	6	22	18	14
02-03	9	22	5	20	17	20	13	25	22	8	2	1T	3	24	19	15
03-04	12	19	5	28	28	23	10	26	19	13	1	2T	18	8T	14	21
04-05	20	22	12	29	28	25	18	20	21	18	4	6T	19	1	27	27
05-06	25	25	23	28	27	30	18	30	30	28	10	7	26T	10	21	30
06-07	27	23	23	18	21	8	14	29	28	30	24	8T	25	17	14	29
07-08	27	23	20	24	26	13	18	23	25	18	9	9T	30	21	6	27T
08-09	15	23	8	20	16	17	1	27	12T	19	12	14T	25	13	8	14

FLIRTING WITH A QUAD --- Two Trail Blazers, Larry Steele and Clyde Drexler, came oh-so-close to joining a select group of four NBA players who have recorded quadruple doubles in a game. Steele was an assist shy of history when he had 12 points, 11 rebounds, 10 steals and nine assists in a win over the Lakers on Nov. 16, 1974. Twelve years later, Drexler missed doing it by one rebound when he recorded 26 points, 11 assists, 10 steals and nine rebounds to lead the Trail Blazers to a victory over Milwaukee on Oct. 10, 1986. David Robinson had the NBA's last quadruple double on Feb. 17, 1994. Others who have scored quadruple doubles over the years are Nate Thurmond, Alvin Robertson and Hakeem Olajuwon.



Trail Blazers In Overtime

1970-71 (1-2)

12/20 Phila. L 132-134
1/6 at Cincinnati L 128-133
3/20 at Buffalo W 132-129

1971-72 (2-3)

11/30 Phoenix L 111-121
1/27 at Detroit W 131-130
12/10 at Buffalo W 101-100
2/5 Phoenix L 117-118
2/13 Seattle L 117-127

1972-73 (1-1)

10/22 at Seattle L 119-120
3/25 Buffalo W 113-107

1973-74 (0-2)

12/21 Boston L 120-124
2/19 at N.Y. L 116-119

1974-75 (3-1)

10/18 Cleve. (4) W 131-129
11/19 Chicago W 98-92
1/25 at G.S. L 109-114
2/28 at Lakers (2) W 117-116

1975-76 (2-0)

1/24 at G.S. W 125-123
3/23 Milw. W 100-97

1976-77 (1-1)

11/24 Chicago W 117-115
12/18 Lakers L 111-115

1977-78 (2-0)

1/15 at Boston W 107-93
2/21 at San Ant. W 118-114

1978-79 (1-3)

12/28 at Phoenix L 127-129
2/16 at San Ant. L 120-121
2/25 at Detroit W 126-119
3/5 Milw. L 110-122

1979-80 (2-2)

1/4 San Ant. W 127-124
12/1 at Houston L 112-120
12/6 at Utah L 82-87
3/19 at G.S. W 115-113

1980-81 (5-2)

1/8 San Diego L 106-110
12/20 Atlanta W 122-119
2/3 Wash. W 111-104
2/8 K.C. W 129-123
2/20 at N.J. L 113-123
2/22 at Indiana W 113-109
3/8 G.S. W 120-112

1981-82 (4-0)

1/3 K.C. W 127-116
3/2 Phoenix W 119-108
3/19 at Utah W 131-129
4/11 G.S. W 116-106

1982-83 (1-2)

1/4 San Ant. L 107-108
11/26 at Detroit L 118-132
1/22 at Houston W 113-96

1983-84 (1-1)

12/3 at N.J. W 128-122
3/16 Chicago (4) L 155-156

1984-85 (2-3)

11/1 Phoenix (3) L 130-139
11/20 N.J. W 117-107
3/6 at Wash. (2) L 121-127
3/26 Lakers W 116-113
4/7 at Lakers L 133-135

1985-86 (4-2)

10/25 Phoenix W 128-123
12/13 at G.S. W 127-124
12/27 at Dallas W 142-133
1/1 Phila. L 119-121
1/23 Seattle (2) W 117-107
2/14 Boston L 119-120

1986-87 (5-0)

11/7 Dallas W 120-113
11/18 at Houston W 115-111
12/7 N.Y. W 107-104
1/9 at N.J. W 127-120
1/26 Denver W 145-141

1987-88 (1-1)

3/17 at Denver L 115-116
4/22 Denver W 141-135

1988-89 (4-1)

12/11 San Ant. W 128-123
1/6 Sac. (2) W 147-142
3/5 Indiana L 118-121
4/1 at Charlotte W 125-121
4/29 Sac. W 126-120

1989-90 (3-2)

12/29 at Dallas (3) W 144-140
2/6 Lakers L 119-121
2/14 at Lakers (2) W 132-128
4/3 at Seattle L 134-136
4/18 at Phoenix W 128-120

1990-91 (4-3)

11/3 at Sac. W 95-93
11/6 at Lakers W 125-123
12/1 at Seattle (3) W 130-124
1/11 at Detroit L 98-100
2/26 at San Ant. L 101-102
3/10 Boston L 109-111
3/29 at Lakers W 109-105

1991-92 (2-4)

11/26 Milw. W 107-98
11/29 Chicago (2) L 114-116
12/6 at Phila. L 102-105
1/19 at Phoenix L 128-132
1/28 at G.S. W 124-116
3/15 at Boston (2) L 148-152

1992-93 (5-3)

12/11 Indiana (2) L 123-134
12/26 Phila. W 121-115
1/3 Houston W 103-101
1/14 Miami W 104-93
3/19 Houston W 106-98
3/25 at Sac. W 113-111
3/29 at Atlanta L 118-127
4/15 at Utah L 117-122

1993-94 (2-1)

12/14 at Dallas W 100-93
12/26 G.S. L 106-108
1/18 at Denver W 104-103

1994-95 (0-1)

2/15 at Phoenix L 113-120

1995-96 (3-3)

11/7 at Detroit L 100-107
12/10 Houston (2) W 103-101
12/15 at Van. L 100-104
12/30 at Clev. (2) L 121-124
1/3 at Boston W 114-110
3/10 Indiana (2) W 113-108

1996-97 (2-5)

11/7 Minn. W 95-94
11/19 Sac. W 92-90
11/26 at Houston L 101-102
12/3 Indiana L 93-98
12/13 at Lakers L 119-120
12/21 at Sac. L 99-101
2/26 N.Y. L 95-96

1997-98 (0-3)

11/14 Phoenix (4) L 139-140
1/10 at Milw. L 90-95
4/10 at Van. L 96-105

1998-99 (3-2)

2/14 at G.S. (2) L 100-105
3/2 Utah (2) W 102-100
3/3 at Sac. W 97-93
3/13 at Clippers W 106-96
5/1 at San Ant. L 90-98

1999-00 (3-1)

11/20 at Charlotte W 100-96
11/26 Houston W 91-88
2/20 at Sac. W 108-103
3/9 at Indiana L 119-127

2000-01 (2-1)

11/19 at Orlando W 110-102
12/28 at Utah W 103-102
2/4 at Clippers (2) L 120-123

2001-02 (3-2)

1/17 Miami L 90-92
1/22 Sac. W 116-110
3/2 at Milw. W 104-103
3/9 at Denver L 106-109
4/14 Lakers W 128-120

2002-03 (4-2)

11/3 at Lakers L 95-98
12/14 at Minn. W 98-92
12/28 at Sac. W 119-113
1/22 at Atlanta (2) W 112-110
1/24 at N.O. W 97-96
2/11 San Ant. L 111-116

2003-04 (6-5)

11/13 Sac. W 112-110
12/3 Indiana W 97-95
1/5 at Seattle L 108-119
1/13 at Clippers L 96-103
1/20 at Sac. W 109-105
1/31 Chicago W 102-95
2/24 at Orlando W 94-91
3/22 Houston L 85-83
3/27 Seattle W 115-108
4/10 at Denver L 100-110
4/14 Lakers (2) L 104-105

2004-05 (0-2)

12/10 at Utah L 87-92
1/18 at Sac. L 107-113

2005-06 (1-1)

12/9 N.O./Okla. W 98-95
1/22 Dallas L 89-95

2006-07 (5-5)

12/6 at Milw. L 94-102
12/22 Toronto L 100-101
1/6 at Sac. W 110-105
1/24 Minnesota W 101-98
1/27 at Mem. (2) W 135-132
2/2 at Denver L 107-114
2/6 Phoenix L 102-109
2/9 at Charlotte W 108-100
3/16 at Lakers L 111-116
3/23 at Atlanta W 102-100

2007-08 (5-2)

12/9 Milwaukee W 117-113
1/3 at Chi. (2) W 115-109
1/13 at Tor. (2) L 109-116
1/21 at Atlanta W 111-109
2/1 New York W 94-88
2/4 Denver L 103-105
3/8 at New York W 120-114

2008-09 (1-4)

11/6 Houston W 101-99
12/12 Clippers (2) L 112-120
1/17 at Charlotte L 97-102
3/19 at Cleveland L 92-97
3/23 Philadelphia L 108-114



RECORDS

The Overtime Chart

	G	W	L	Pct.
Overall	175	96	79	.549
Home.....	78	46	32	.590
Away.....	97	50	47	.515
2 OTs.....	19	10	9	.526
Home.....	8	5	3	.625
Away.....	10	5	5	.500
3 OTs.....	3	2	1	.667
Home.....	1	0	1	0.000
Away.....	2	2	0	1.000
4 OTs.....	3	1	2	.333
Home.....	3	1	2	.333
Away.....	0	0	0	.000

Last OT game			
3/23/09.....	Philadelphia	L	108-114
Last 2 OT game			
12/12/08.....	L.A. Clippers	L	112-120
Last 3 OT game			
12/19/00.....	at Seattle	W	130-124
Last 4 OT game			
11/14/97.....	Phoenix	L	139-140



Trail Blazers In NBA's Top 10

SCORING	Rank	Year	G	Pts.	Avg.
Geoff Petrie.....	7th	1970-71	82	2031	24.8
Geoff Petrie.....	7th	1972-73	79	1970	24.9
Sidney Wicks.....	10th	1972-73	80	1906	23.8
Geoff Petrie.....	8th	1973-74	73	1771	24.3
Kiki Vandeweghe.....	6th	1985-86	79	1962	24.8
Kiki Vandeweghe.....	5th	1986-87	79	2122	26.9
Clyde Drexler.....	6th	1987-88	81	2185	27.0
Clyde Drexler.....	4th	1988-89	78	2123	27.2
Clyde Drexler.....	4th	1991-92	76	1903	25.0
Brandon Roy.....	10th	2008-09	78	1765	22.6

FG Pct.	Rank	Year	FG	FGA	Pct.
Bob Gross.....	6th	1976-77	376	711	.529
Bill Walton.....	7thT	1976-77	491	930	.528
Bob Gross.....	8thT	1977-78	381	720	.529
Tom Owens.....	9thT	1978-79	600	1095	.548
Kermit Washington.....	8th	1979-80	421	761	.553
Kermit Washington.....	6th	1980-81	325	571	.569
Calvin Natt.....	5th	1981-82	515	894	.576
Calvin Natt.....	5th	1983-84	500	857	.583
Steve Johnson.....	8th	1986-87	494	889	.556
Buck Williams.....	8thT	1989-90	413	754	.548
Buck Williams.....	1st	1990-91	358	595	.602
Buck Williams.....	1st	1991-92	340	563	.604
*Otis Thorpe.....	4th	1994-95	385	681	.565
Arvydas Sabonis.....	7th	1995-96	394	723	.545
Rasheed Wallace.....	3rd	1996-97	380	681	.558
Gary Trent.....	10th	1996-97	361	674	.536
Rasheed Wallace.....	8th	1997-98	466	875	.533
Rasheed Wallace.....	5th	1999-00	542	1045	.519
Bonzi Wells.....	2nd	2000-01	387	726	.533
Rasheed Wallace.....	10thT	2000-01	590	1178	.501
Ruben Patterson.....	7th	2001-02	319	619	.515
Ruben Patterson.....	6th	2004-05	319	601	.531

FT Pct.	Rank	Year	FT	FTA	Pct.
Stan McKenzie.....	9th	1971-72	315	379	.831
Dave Twardzik.....	7th	1978-79	261	299	.873
Billy Ray Bates.....	10th	1980-81	170	199	.854
Kiki Vandeweghe.....	2nd	1984-85	369	412	.896
Jim Paxson.....	4th	1985-86	217	244	.889
Kiki Vandeweghe.....	8th	1985-86	523	602	.869
Kiki Vandeweghe.....	7th	1986-87	467	527	.886
Kiki Vandeweghe.....	10th	1987-88	159	181	.878
Terry Porter.....	6th	1989-90	421	472	.892
Terry Porter.....	9th	1993-94	204	234	.872
Steve Smith.....	6th	2000-01	309	347	.890
Damon Stoudamire.....	4th	2001-02	174	196	.888
Damon Stoudamire.....	10th	2003-04	127	145	.876
Damon Stoudamire.....	4th	2004-05	182	199	.914

Bold indicates current Trail Blazer

*Includes games played with Houston Rockets

**Includes games played with Toronto Raptors

***Includes games played with Atlanta Hawks

3-Point Pct.	Rank	Year	3FG	3FGA	Pct.
Kiki Vandeweghe.....	1st	1986-87	39	81	.481
Drazen Petrovic.....	3rd	1989-90	34	74	.459
Terry Porter.....	4th	1990-91	130	313	.415
Danny Ainge.....	6th	1990-91	102	251	.406
Terry Porter.....	7th	1992-93	143	345	.414
Tracy Murray.....	1st	1993-94	50	109	.459
James Jones.....	3rd	2007-08	91	205	.444

REBOUNDS	Rank	Year	G	Reb.	Avg.
Bill Walton.....	1st	1976-77	65	934	14.4
Maurice Lucas.....	9th	1976-77	79	899	11.4
Kermit Washington.....	9th	1979-80	80	842	10.5
Mychal Thompson.....	4th	1981-82	79	921	11.7
Buck Williams.....	10th	1988-89	82	800	9.8
Arvydas Sabonis.....	9th	1997-98	73	729	10.0
Zach Randolph.....	6th	2003-04	81	851	10.5

ASSISTS	Rank	Year	G	Ast.	Avg.
Kelvin Ransey.....	7thT	1980-81	80	555	6.9
Kelvin Ransey.....	9th	1981-82	78	555	7.1
Clyde Drexler.....	10th	1985-86	75	600	8.0
Terry Porter.....	5th	1986-87	80	715	8.9
Terry Porter.....	4th	1987-88	82	831	10.1
Terry Porter.....	4th	1988-89	81	770	9.5
Terry Porter.....	7thT	1989-90	80	726	9.1
Rod Strickland.....	6th	1993-94	82	740	9.0
Rod Strickland.....	4th	1994-95	64	562	8.8
Rod Strickland.....	4th	1995-96	67	640	9.6
**Damon Stoudamire.....	9th	1997-98	71	580	8.2


STEALS	Rank	Year	G	St.	Avg.
Larry Steele.....	1st	1973-74	81	217	2.68
Larry Steele.....	3rd	1974-75	76	183	2.41
Larry Steele.....	6th	1975-76	81	170	2.10
Lionel Hollins.....	7th	1976-77	76	166	2.18
Lafayette Lever.....	10th	1982-83	81	153	1.89
Clyde Drexler.....	8th	1984-85	80	177	2.21
Clyde Drexler.....	3rd	1985-86	75	197	2.63
Clyde Drexler.....	5th	1986-87	82	204	2.49
Terry Porter.....	10th	1986-87	80	159	1.99
Clyde Drexler.....	5th	1987-88	81	203	2.51
Clyde Drexler.....	5th	1988-89	78	213	2.73
Kenny Anderson.....	10th	1996-97	82	162	1.98

BLOCKED SHOTS	Year	G	Blk.	Avg.	
Lloyd Neal.....	10th	1975-76	68	107	1.57
Bill Walton.....	1st	1976-77	65	211	3.25
Bill Walton.....	4th	1977-78	58	146	2.52
Mychal Thompson.....	8th	1980-81	79	170	2.15
Sam Bowie.....	3rd	1984-85	76	203	2.67
Clifford Robinson.....	9th	1992-93	82	163	1.99
***Theo Ratliff.....	1st	2003-04	85	307	3.61
Theo Ratliff.....	4th	2004-05	63	158	2.51
Joel Przybilla.....	7th	2004-05	76	163	2.14
Joel Przybilla.....	7th	2005-06	56	130	2.32

THE LONG AND SHORT OF IT --- The longest game in Trail Blazers history was a four-overtime marathon on Nov. 14, 1997, against Phoenix that lasted 3 hours, 46 minutes. In 2007-08, the Trail Blazers came within 38 minutes of tying the record on Jan. 3 against Chicago in a double-overtime game that lasted 3 hours, 8 minutes. The longest non-OT game took 2 hours, 36 minutes to play against the Lakers at The Forum on Jan. 16, 1997. The shortest was a 1 hour, 42 minute contest also against the Lakers on Dec. 29, 1978.



Trail Blazers
HISTORY



Firsts in Trail Blazers History

First Day ... of professional basketball in Portland as the city is granted a National Basketball Association franchise, February 6, 1970.

College Draft Choice ... by the Trail Blazers is Geoff Petrie of Princeton, March 23, 1970.

Head Coach ... hired by the Trail Blazers is Rolland Todd of Nevada-Las Vegas, April 21, 1970.

Broadcaster ... for the Trail Blazers is Bill Schonely, named to the post on August 17, 1970.

Preseason Game ... is played before 2,800 fans at Mark Morris High School in Longview, Wash., on September 24, 1970. The Trail Blazers lose to San Francisco, 119-118.

Regular Season Game ... draws 4,273 fans to Memorial Coliseum on October 16, 1970 to watch Portland defeat Cleveland, 115-112.

Point ... by a Trail Blazer is a free throw by Jim Barnett at the 9:18 mark of the first quarter of the Portland-Cleveland game on October 16, 1970.

Field Goal ... scored by a Portland player is by Ron Knight at 8:25 of the first period of the Blazers-Cavaliers game on October 16, 1970.

Television Game ... for the Trail Blazers is aired on October 23, 1970 from Seattle by KPTV Channel 12 with Jimmy Jones calling the action.

Road Victory ... by the Trail Blazers is on November 21, 1970 when Portland defeats Buffalo, 112-108, in a doubleheader in Seattle.

All-Star Game Participant ... from Portland is Geoff Petrie on January 12, 1971.

Captain ... in the team's history is Rick Adelman, selected on July 29, 1971.

Crowd to Top 12,000 ... comes to Memorial Coliseum on November 3, 1973 to watch the Trail Blazers defeat the world champion New York Knicks, 107-100. Official attendance is 12,086.

NBA Game for a U.S. President ... is in Portland on November 1, 1974, when Gerald Ford watches Portland defeat Buffalo, 113-106, at Memorial Coliseum.

World Championship ... for Portland comes on June 5, 1977, when the Trail Blazers turn back the Philadelphia 76ers, 109-107, in Memorial Coliseum, to claim the NBA title.

Closed Circuit Telecast ... draws 2,851 fans to Portland's Paramount Theater on October 22, 1977, to watch the Trail Blazers defeat the Spurs, 130-115, in a game televised on a big screen from Memorial Coliseum.

Uniform Number Retired ... by the Trail Blazers is Lloyd Neal's No. 36 on March 24, 1979.

Cable TV Game ... for the Trail Blazers was a game between Portland and the Los Angeles Lakers aired on January 25, 1983, broadcast on ON-TV.

Coach of the Year Award ... for a Portland coach goes to Mike Schuler who is awarded the league's Red Auerbach Trophy on April 24, 1987.

Trail Blazer to Score 10,000 points ... is Jim Paxson. He becomes the first player in a Trail Blazers uniform to accomplish the feat. It happens in a 117-112 victory over San Antonio on February 21, 1988.

NBA Draft Held Outside New York ... is hosted by Portland in Memorial Coliseum on June 24, 1992.

Citizenship Award Winner ... for Portland is Terry Porter who is awarded the NBA's J. Walter Kennedy Citizenship trophy for service to the community on May 3, 1993.

Sixth Man Award ... for a Trail Blazer goes to Clifford Robinson on May 17, 1993.

Game in the Rose Garden ... by the Trail Blazers is on October 13, 1995. Portland loses a pre-season contest to Minnesota, 99-95, before 21,393 fans.

Regular Season Game in the Rose Garden ... is on Friday, November 3, 1995. The Trail Blazers lose, 92-80, to the Vancouver Grizzlies before 21,398 fans.



Trail Blazers Yearly Milestones

1970

Feb. 6 - Portland is granted an NBA franchise at a meeting of the Board of Governors in Los Angeles. Herman Sarkowsky, Robert Shmertz and Lawrence Weinberg are principal owners. Harry Glickman, who led the drive for a franchise, is executive vice president and general manager.

Feb. 20 - Stu Inman is named Portland's first chief scout to prepare for the college draft.

Mar. 13 - At a regular season New York-Seattle game played in Memorial Coliseum, "Trail Blazers" is announced as Portland's new NBA team name after a contest that attracts nearly 10,000 entries.

Mar. 23 - Geoff Petrie of Princeton becomes the first college draft selection of the Trail Blazers.

April 21 - Rolland Todd from the University of Nevada-Las Vegas is named first coach of the Trail Blazers.

May 11 - LeRoy Ellis of the Baltimore Bullets is the first selection by Portland in the NBA expansion draft.

June 27 - The Trail Blazers play in Memorial Coliseum for the first time. In an inter-squad rookie game, the Reds vs. the Whites, Ron Knight scores 34 points and Geoff Petrie 30 for the Reds, but their team loses, 142-136.

Aug. 17 - Bill Schoneley is named first radio voice of the Portland Trail Blazers.

Sept. 24 - The Trail Blazers play their first pre-season game before 2,800 fans at Mark Morris High School in Longview, Wash., and lose, 119-118, to San Francisco. Stan McKenzie and Jim Barnett lead Portland with 23 points each, and Gary Gregor hauls in 21 rebounds. Darell Garretson and Manny Gomes referee.

Sept. 26 - The Trail Blazers win their first pre-season game, 116-113, over San Francisco in a game played in the Roseburg, Ore., High School gym. Geoff Petrie scores 22 points and Gary Gregor has 18 rebounds.

Oct. 16 - The Trail Blazers beat Cleveland, 115-112, in their first NBA game before 4,273 fans in Memorial Coliseum. Honored guests include NBA Commissioner Walter Kennedy, Oregon Governor Tom McCall and Portland Mayor Terry Schrunk.

Oct. 23 - The Trail Blazers are on television for the first time, with Jimmy Jones on KPTV describing a 141-111 loss in Seattle.

Nov. 8 - The Trail Blazers draw their first Memorial Coliseum crowd of more than 10,000 as 10,259 turn out for a game with the New York Knicks.

Nov. 17 - The smallest crowd in Portland history, 1,973, watches the Trail Blazers play Buffalo on a Tuesday.

Nov. 21 - Portland records its first road victory, defeating Buffalo, 112-108, in a doubleheader in Seattle.

1971

Jan. 9 - The Trail Blazers defeat the defending world champion New York Knicks, 114-96, before the largest crowd of Portland's first season, 11,868.

Jan. 12 - Geoff Petrie is the first Trail Blazer to play in an NBA All-Star game. The game is played in San Diego.

Mar. 23 - Geoff Petrie scores 37 points in Cleveland to become only the second rookie guard in NBA history to collect more than 2,000 points in a season. (Oscar Robertson is the other.) Petrie goes on to share Rookie of the Year honors with Boston's Dave Cowens.

July 29 - Rick Adelman is named the first official captain of the Trail Blazers.

1972

Feb. 3 - Rolland Todd is released as coach. Stu Inman takes over for remaining 26 games.

April 3 - Jack McCloskey of Wake Forest is named head coach.

1973

Jan. 20 - Geoff Petrie scores 51 points in Houston to become the first Trail Blazer to break the 50-point mark.

Mar. 16 - Geoff Petrie repeats his 51-point performance in Memorial Coliseum, also against Houston.

Nov. 3 - A crowd of 12,086 watches the Trail Blazers play New York in Memorial Coliseum. It is Portland's first crowd to top 12,000.

1974

Feb. 12 - A game with Phoenix in Memorial Coliseum draws 4,189 fans. It is the last Portland crowd under 5,000.

Mar. 27 - Larry Steele makes three steals against Golden State to finish the season with 217, leading the NBA in that category. He is the Trail Blazers' first league leader.

May 4 - Bill Walton signs a Portland contract, turning down offers from the American Basketball Association.

May 24 - Lenny Wilkens is named head coach of the Trail Blazers, replacing Jack McCloskey who was released from the position on May 15.

Oct. 18 - Portland defeats Cleveland, 131-129, in four overtimes in the 1974-75 home opener. It is the longest overtime game in the team's history.

1975

Jan. 7 - Larry Weinberg becomes president of the Portland Trail Blazers.

Feb. 26 - Sidney Wicks hauls down 27 rebounds in Los Angeles for an all-time Portland single-game record, accomplishing the feat in a double-overtime game won by the Trail Blazers, 117-116.

1976

April 9 - A crowd of 9,661 turns out for a Portland-Chicago game in Memorial Coliseum. It is the Trail Blazers' last crowd of under 10,000.

June 1 - Jack Ramsay, who guided Buffalo to the playoffs the previous three seasons, is named head coach of the Trail Blazers, replacing Lenny Wilkens.

1977

Mar. 5 - Portland defeats Seattle, 134-104, to start a string of 34 consecutive regular season victories in Memorial Coliseum.

April 5 - Detroit plays Portland before 12,359 fans. This is the last Portland regular season and playoff game not to sell out for the next 18 years.

June 5 - The Trail Blazers defeat Philadelphia, 109-107, in Memorial Coliseum to win the World Championship and ignite Blazermania. In the NBA title game, Bill Walton scores 20 points and has 23 rebounds, seven assists and eight blocked shots and wins MVP honors for the playoffs.



Trail Blazers Yearly Milestones

Aug. 4 - Thousands of fans gather in Memorial Coliseum for a drawing for the final 1,500 season tickets available. Four district court judges supervise the drawing.

Oct. 22 - The Trail Blazers face San Antonio in Memorial Coliseum and a near capacity crowd of 2,851 turns out to watch the first game on closed circuit television at the Paramount Theater.

1978

Jan. 3 - The Trail Blazers stage a great comeback in Memorial Coliseum. Trailing Chicago by four points with 13 seconds to play, Maurice Lucas scores two points and Lionel Hollins 4 as the Trail Blazers win, 92-90.

Feb. 12 - Denver trips Portland, 103-101, ending the Trail Blazers' 34-game win streak in Memorial Coliseum.

Feb. 28 - The Trail Blazers defeat Philadelphia, 113-92, to record their 50th win in 60 games.

Apr. 9 - Portland defeats the Lakers, 114-99, in Memorial Coliseum to finish the season with the NBA's best record, 58-24.

1979

Mar. 24 - The Trail Blazers retire a player's number for the first time in ceremonies honoring Lloyd Neal (No. 36).

May 2 - The Trail Blazers join forces with radio station KEX.

June 30 - Jack McKinney resigns as assistant coach for the Trail Blazers to become head coach of the Los Angeles Lakers.

Oct. 14 - The Trail Blazers sell out for the 100th consecutive game and defeat Denver, 109-93.

1980

Oct. 30 - The first Trail Blazers college scholarship program is announced with Portland, the first team in the NBA to offer scholarships, awarding four.

1981

Mar. 21 - Jack Ramsay signs new three-year contract, with two option years, to coach the Trail Blazers.

May 18 - Stu Inman is named the team's general manager.

Aug. 9 - Five Trail Blazers, four other NBA stars and the Portland coaching staff start a seven-day tour of Israel.

Oct. 11 - Three jersey numbers are retired in ceremonies in Memorial Coliseum. They belonged to Geoff Petrie (No. 45), Larry Steele (No. 15), and Dave Twardzik (No. 13).

1982

Jan. 5 - The Blazers sell out Memorial Coliseum for the 200th time (regular season and playoffs).

Jan. 26 - Jim Paxson is named team captain on the day Kermit Washington retires from professional basketball.

Mar. 18 - The Trail Blazers draw their five millionth fan to Memorial Coliseum, becoming only the second team in NBA history (Seattle is the other) to reach this milestone in 12 seasons.

1983

May 12 - KOIN-TV becomes the official Trail Blazers flagship station.

June 20 - Rick Adelman is named a coaching assistant to replace Jim Lynam, who becomes head coach at San Diego.

Nov. 22 - Portland sets an all-time club scoring record with 156 points in a victory over Denver.

1984

Mar. 3 - Portland sells out (12,666) for the 300th consecutive game, an all-time NBA record. The Blazers beat Indiana, 118-98.

Mar. 23 - Jack Ramsay becomes the second winningest coach in NBA history, directing Portland to a 124-98 victory over Phoenix. It is his 697th career victory.

Mar. 29 - Jack Ramsay coaches Portland past Kansas City, 120-113, for his 700th NBA victory.

1985

Apr. 5 - KGW radio, 620 AM, is announced as the new official station of the Trail Blazers.

1986

Feb. 1 - Portland matches its all-time scoring record in a 156-121 victory over the Clippers, and in the process posts the fourth- best field goal percentage (.697) in NBA history.

Apr. 24 - Portland sells out (12,666) for the 400th consecutive game, the longest string of any organization in sports.

May 28 - Mike Schuler is named head coach of the Trail Blazers, replacing Jack Ramsay who guided the team for 10 seasons.

July 11 - The Trail Blazers reach agreement with the Portland Exposition and Recreation Commission that commits the team to the Memorial Coliseum for the next 10 years.

Sept. 9 - Jon Spoelstra is named general manager of the team; Bucky Buckwalter is named vice president-basketball operations.

1987

Mar. 19 - Harry Glickman, executive vice president and founder of the club, is named president of the Trail Blazers.

Apr. 24 - Mike Schuler is honored as NBA Coach of the Year, the first Trail Blazers head coach to win the Red Auerbach Trophy.

1988

May 31 - Larry Weinberg announces he has sold the Trail Blazers to Seattle computer magnate Paul Allen.

Nov. 4 - The Trail Blazers honor Maurice Lucas by retiring his uniform number (No. 20).

1989

Jan. 6 - Portland extends its sellout streak to 500 games, the longest in NBA history. The Trail Blazers defeat Sacramento in double overtime, 147-142.

Feb. 18 - Rick Adelman is named interim head coach following the firing of Mike Schuler.



Trail Blazers Yearly Milestones

Apr. 14 - KEX radio, 1190 AM, is named flagship station for the Trail Blazers.

May 11 - Rick Adelman is named head coach on a permanent basis, the seventh in the team's history.

Nov. 3 - Bill Walton's jersey number (No. 32) is retired on the opening night of the season, as the Trail Blazers christen their 20th anniversary season.

Dec. 26 - Clyde Drexler scores his 10,000th career point then surpasses Jim Paxson's total of 10,003 to become the all-time leading scorer in Trail Blazers history.

1990

Apr. 22 - The Trail Blazers hand the Los Angeles Lakers their worst loss ever, 130-88, and pick up their 59th victory of the season, a then club record.

May 31 - A 112-109 victory in Phoenix gives the Blazers their second Western Conference title, as they capture the best-of-seven series, four games to two.

June 14 - Portland loses, 92-90, to the Detroit Pistons in the fifth and deciding game of the 1990 NBA Finals.

Nov. 25 - Portland's 117-113 triumph over San Antonio gives the Trail Blazers an 11-0 season's start, the fourth best in NBA history. The Blazers outscore the Spurs, 49-18, in the first period, the team's most productive quarter ever.

Nov. 27 - The 10 millionth fan enters the doors at Memorial Coliseum and witnesses a 123-109 loss to the Phoenix Suns. That snaps the Trail Blazers' 11-game win streak.

Dec. 8 - A 109-101 conquest of Chicago gives the Trail Blazers their 12th consecutive road victory (over two seasons), the second best streak in NBA history.

Dec. 11 - The Trail Blazers defeat Indiana, 122-96, to improve their record to 19-1, the second best start with one loss in league annals.

1991

Jan. 6 - Memorial Coliseum is sold out for the 600th straight game. Portland defeats Seattle, 114-111.

Mar. 19 - A 136-126 setback at Golden State knocks Portland out of first place in the Pacific Division for one day, the Blazers' lone absence from the top spot in the division all season.

Mar. 27 - The Trail Blazers charge back from a 24-point third quarter deficit against Seattle in Tacoma to win, 112-107, staging the second-biggest comeback in team history. Two nights later in Los Angeles, they rally past the Lakers, 109-105, overcoming a 21-point third quarter deficit.

Apr. 13 - The Trail Blazers win their 60th game of the season with a 118-113 triumph over the Lakers to clinch the Pacific Division championship.

Dec. 20 - Clifford Robinson plays in his 188th consecutive game in a contest against Golden State, setting an all-time franchise record.

1992

Feb. 9 - Clyde Drexler, making his first start in an NBA All-Star Game, charts 22 points, a team-high nine rebounds, six assists and two blocked shots to finish second in voting for MVP honors.

Mar. 10 - Portland posts its most prolific third quarter in franchise history by pouring in 45 points against Milwaukee.

Apr. 12 - The Trail Blazers top San Antonio, 123-97, to clinch the Pacific Division championship and the best record in the Western Conference for the second consecutive season.

May 28 - For the second time in three years, the Trail Blazers clinch the Western Conference Championship with a road victory, this time defeating Utah, 105-97, in Salt Lake City.

June 14 - A 97-93 loss at the Chicago Stadium allows the Bulls to take the 1992 NBA Championship from the Trail Blazers, 4-2.

June 24 - Portland becomes the first city outside New York to host the NBA Draft. The nationally televised event is held in Memorial Coliseum.

Nov. 14 - Terry Porter sets an NBA record for the most three-point field goals without a miss in a single game, making all seven of his attempts in a win over Golden State.

Nov. 22 - Rick Adelman logs the 200th victory of his coaching career as the Trail Blazers dump Detroit, 115-90. At the time, no coach had reached the 200-win milestone that quickly; the win came in his 288th game.

Nov. 24 - Clyde Drexler scores 24 points against San Antonio to become just the 62nd player in NBA history to pass the 15,000-point mark.

Dec. 20 - Buck Williams becomes only the 20th player in NBA history to collect 10,000 points and 10,000 rebounds during his career as Portland defeats Golden State, 130-114.

1993

Jan. 14 - Uniform No. 77, symbolic of the Blazers' 1977 championship season, is retired in honor of former Coach Jack Ramsay. He joins Harry Glickman, Bill Walton, Maurice Lucas, Geoff Petrie and Larry Weinberg in being selected for the organization's Walk of Fame in Memorial Coliseum.

Apr. 25 - Terry Porter tallies 12 points against the LA Clippers to become the third Trail Blazer to reach the 10,000-point plateau.

July 11 - Official groundbreaking ceremonies take place to mark the start of construction on the Trail Blazers' \$262 million arena complex next to Memorial Coliseum.

1994

Jan. 18 - Terry Porter becomes the first Trail Blazer to distribute 5,000 assists, doing it in a game at Denver.

Feb. 23 - Clyde Drexler's 11 rebounds in a victory over the Clippers moves him ahead of Mychal Thompson as Portland's all-time rebound leader.

May 18 - Geoff Petrie resigns as senior vice president for basketball operations.

June 23 - P.J. Carlesimo is named Portland's eighth head coach, replacing Rick Adelman. Adelman was relieved of his duties on May 19.

July 12 - Bob Whitsitt is named president and general manager of Trail Blazers Basketball; Marshall Glickman is promoted to president of Trail Blazers, Inc., and the Oregon Arena Corp.; Jody Patton is promoted to vice chairman of the OAC, and Harry Glickman is named president-emeritus of the Trail Blazers.



Trail Blazers Yearly Milestones

Nov. 4, 5 - Portland opens its Silver Anniversary season with back-to-back games against the Los Angeles Clippers in the Japan Opening Games in Yokohama. The Trail Blazers win both games, 121-100 and 112-95. Sellout crowds of 14,239 are on hand to watch both contests.

1995

Feb. 3 - Clyde Drexler's three-pointer in the third quarter of Portland's 112-97 win at Minnesota pushed his career total to 18,000 points, making him the 36th player in NBA history to reach that plateau.

Feb. 24 - Clifford Robinson does not dress for a home contest against Utah (the Trail Blazers win, 114-101), because of a sprained ankle suffered two nights earlier against Golden State. That snaps a club-record string of 461 games going back to the first game of his rookie season.

Mar. 21 - Portland entertains its 800th consecutive sellout crowd in Memorial Coliseum with a 111-106 win over Washington.

Apr. 9 - Jerome Kersey tallies 17 points in a 104-94 loss to Phoenix, raising his career scoring total to 10,004. It makes him the fourth Trail Blazer to reach the 10,000-point level and moves him into third place on the team's all-time list. He joins Clyde Drexler, Terry Porter and Jim Paxson in Portland's 10,000-point club.

Apr. 17 - Buck Williams grabs 11 rebounds to become only the eighth player in NBA history to have accumulated 12,000 rebounds and 15,000 points.

Apr. 23 - Portland defeats Golden State, 116-83, in its final regular season game in Memorial Coliseum.

May 2 - The Trail Blazers play their final game in Memorial Coliseum, dropping a 117-109 decision to Phoenix in the third and deciding contest of the first-round Western Conference Playoffs with the Suns.

Aug. 14 - Trail Blazers offices are moved to One Center Court in the Rose Quarter after 25 years in the Lloyd District's Port of Portland Building.

Oct. 18 - The Trail Blazers play their first-ever game in The Rose Garden, losing in pre-season action to Minnesota, 114-110. Attendance is 21,393.

Nov. 3 - Portland opens the 1995-96 campaign with its inaugural regular season game in The Rose Garden. The Trail Blazers lose to the Vancouver Grizzlies, 92-80. A capacity crowd of 21,398 fans turn out for the event.

Nov. 14 - An all-time Blazers home record crowd of 21,401 watches the Blazers defeat New York, 105-99. Portland matches that record 13 more times during the regular season and playoffs.

Nov. 20 - Portland's sellout streak of 814 games, including the regular season and playoffs, comes to an end when 20,381 fans turn out to see the Trail Blazers defeat the Los Angeles Clippers, 113-94. The last time the Trail Blazers had played before a non-capacity home crowd was on April 5, 1977.

1996

Mar. 31 - Buck Williams becomes only the eighth player in NBA history to reach 16,000 points and 12,000 rebounds when he tallies 12 points in a 115-100 Trail Blazers victory at Dallas.

Nov. 4 - Trail Blazers set all-time home attendance record when 21,567 fans turn out for the season-opener against Atlanta. Portland loses the game, 94-76.

1997

Feb. 22 - Clifford Robinson scores 16 points in a game at Philadelphia to raise his career total to 10,000 points, making him the fifth Blazer to reach that level.

May 13 - Mike Dunleavy is named Portland's ninth head coach, replacing P.J. Carlesimo. Carlesimo was relieved of his duties on May 8.

1998

Apr. 30 - Portland sets a new all-time one-game attendance mark when 21,616 fans pack the Rose Garden for the fourth and deciding game of the first round Western Conference Playoffs. The Trail Blazers lose to the Lakers, 110-99.

July 2 - Trail Blazers name Brian Wheeler as the club's second radio play-by-play announcer.

1999

Feb. 24 - Portland takes over first place in the Pacific Division and holds on to that spot for the remaining 41 games of the season, claiming its first division title since 1991-92.

Mar. 31 - The Trail Blazers down Sacramento, 100-86, to finish the month with a 15-3 record, the most wins for the month in club history and equal to the highest number of wins in any month ever.

June 2 - Mike Dunleavy becomes the second Trail Blazers head coach to earn NBA Coach of the Year honors after guiding the club to a 35-15 finish and a spot in the Western Conference Finals.

Nov. 28 - A 91-88 overtime victory over Houston improves Portland's record to 13-2, the second-best start in franchise history.

2000

Apr. 18 - By defeating the Clippers in Los Angeles, 116-100, the Trail Blazers improve their road record for the season to 29-12, the most wins away from home in franchise history. That betters the old mark of 27-14 set by the 1990-91 team.

Apr. 19 - A standing room-only crowd of 20,403 turns out for the Blazers' regular season finale in the Rose Garden against Denver, giving them sellouts in each of their 41 home games. It is nearly triple the number of capacity crowds in any of the previous seasons in their now five-year-old building. But the Trail Blazers lose, 96-95, causing them to come up one shy of having a 60-win season.

May 5 - The Trail Blazers family is saddened by the death of Assistant Coach Bill Musselman, who succumbed in Rochester, Minn., from complications of rare disease, primary systemic amyloidosis, two days before the team was to begin its Western Conference Semifinals series against Utah.

Nov. 19 - Scottie Pippen tallies his 2,000th career steal at Orlando. Pippen ranks seventh on the NBA's all-time steals list and is only one of seven players to top 2,000 steals for his career.

2001

Apr. 6 - Damon Stoudamire records his four career triple-double with 15 points, 10 rebounds and 10 assists at Golden State. It is the first Blazer triple-double since the 1994-95 season when Rod Strickland had one at Phoenix.

March 6 - Clyde Drexler's Jersey No. 22 is officially retired in halftime ceremonies of a Rose Garden game against Vancouver.



Trail Blazers Yearly Milestones

June 27 - Maurice Cheeks is named Portland's 10th head coach, replacing Mike Dunleavy.

Nov. 30 - Dale Davis grabs an all-time Trail Blazers high 11 offensive rebounds in a victory over the Milwaukee Bucks in the Rose Garden. Davis also knocks down a career-high 12 shots.

2002

Mar. 2 - With a 104-103 overtime victory at Milwaukee, the Trail Blazers complete a rare four-game sweep in the east with victories at Philadelphia, Washington, Toronto and Milwaukee. The sweep is the first since the 1990-91 season when they did it twice and a part of six straight road wins, the second longest streak in franchise history.

Mar. 8 - With an 82-73 victory over New Jersey in the Rose Garden, the Trail Blazers win their 12 straight game, the second longest streak in franchise history.

Mar. 23 - Scottie Pippen scores 18 points in a 108-99 victory at Minnesota, making him only the 46th player in NBA history to accumulate 18,000 career points.

2003

June 18 - Steve Patterson is named the fifth president of the Portland Trail Blazers.

July 19 - John Nash becomes the Trail Blazers' sixth general manager.

2004

Feb. 24 - In his seventh game as a Trail Blazer, Theo Ratliff blocks nine Magic shots to tie the club record held by Bill Walton and Mychal Thompson. Portland wins the game at Orlando in overtime, 94-91. It is the Trail Blazers season-best fifth straight victory.

April 12 - The Trail Blazers learn just before their next-to-last contest of the season, a home date with San Antonio, that their bid for a 22nd consecutive trip to the playoffs has been dashed. A Denver win over Sacramento knocks Portland out of a post-season play for the first time since 1982.

April 22 - Zach Randolph is named the NBA's Most Improved Player for 2003-04. The selection is made by a vote of a panel of the nation's sportswriters and sportscasters.

2005

Jan. 14 - Damon Stoudamire scores a franchise record 54 points at New Orleans. He ties a club record for field goals made (20), points in a half (30) and three-point field goals (8). Despite his efforts the Trail Blazers lose, 112-106.

Feb. 2 - Player Personnel Director Kevin Pritchard takes over as interim head coach, replacing Maurice Cheeks.

Apr. 20 - The Trail Blazers wrap up the season with a 106-103 victory over the Los Angeles Lakers, but finish the season with a 27-55 record, their worst record since 1973-74. It's the first time in 16 seasons Portland is below the .500 mark.

June 28 - Portland takes Seattle prep star Martell Webster with the sixth pick in the 2005 NBA Draft. It's the Trail Blazers' first selection of their own in draft's top 10 since they selected Sam Bowie with the second pick in 1984.

July 6 - Nate McMillan is named the 12th head coach in franchise history.

2006

April 2 - Joel Przybilla ties a Trail Blazers franchise record with nine blocks in a game at Seattle.

June 28 - Portland executes an NBA Draft Day-record six trades, acquiring LaMarcus Aldridge, Brandon Roy, Sergio Rodriguez, Joel Freeland, Raef LaFrentz, Dan Dickau and four future second-round picks.

2007

March 29 - The Trail Blazers promote Kevin Pritchard to general manager, making him the eighth GM in franchise history.

April 18 - Portland finishes the season with a 32-50 record, making the 11-game upswing from the season prior, the third biggest improvement in the NBA, while matching the third-largest improvement in franchise history.

May 2 - Brandon Roy is named 2006-07 T-Mobile NBA Rookie of the Year, becoming the third Trail Blazer to win the award (Geoff Petrie, Sidney Wicks).

May 8 - Teammates Brandon Roy and LaMarcus Aldridge are both named to the 2006-07 T-Mobile NBA All-Rookie First Team by a vote of the league's head coaches.

May 22 - With just a 5.3 percent chance at the No. 1 pick, the Trail Blazers win the 2007 NBA Draft Lottery to select first in the 2007 NBA Draft.

June 20 - The Trail Blazers name Larry Miller team president.

June 28 - The Trail Blazers select center Greg Oden out of Ohio State with the No. 1 pick in the NBA Draft. Oden becomes the third No. 1 pick in Trail Blazers history.

June 28 - Portland sends Zach Randolph, Dan Dickau, Freddy Jones and the draft rights to Demetris Nichols to New York in exchange for Steve Francis, Channing Frye and the Knicks' second-round pick in 2008. Randolph led the Trail Blazers in scoring and rebounding in each of the previous four seasons.

June 29 - Thousands of Trail Blazer fans rally at Pioneer Courthouse Square to welcome Greg Oden to the Rose City.

Oct. 30 - With an average of 24 years and 26 days on Opening Night, Portland's roster is the youngest in the NBA and the youngest in Trail Blazer history. The team also marks the third-youngest roster in NBA history.

Dec. 3 - Dec. 30 - Portland puts together a 13-game winning streak, marking the second longest in the NBA in 2007-08 and the second longest in franchise history (16 games in 1990-91).

Dec. 10 - Brandon Roy is named Western Conference Player of the Week, becoming the first Trail Blazer since Rasheed Wallace in 2001-02 to receive the honor.

Dec. 17 - For the second time in as many weeks, Brandon Roy is named Western Conference Player of the Week, becoming the second player in franchise history to claim the honor in back-to-back weeks (Clyde Drexler, 1987-88).

2008

Jan. 2 - Nate McMillan is named Western Conference Coach of the Month for December 2007 after leading the club to a 13-2 month, the third-best single month in franchise history. McMillan is the first Trail Blazers coach to receive the honor since Mike Dunleavy in 1999.



Trail Blazers Yearly Milestones

Jan. 30 - LaMarcus Aldridge and Brandon Roy are selected to compete for the sophomore team in the T-Mobile 2008 Rookie Challenge & Youth Jam at All-Star Weekend in New Orleans.

Jan. 31 - Brandon Roy earns his first trip to the NBA All-Star game after being voted in by the Western Conference's head coaches. He becomes the first player to represent the Blazers in an All-Star Game since Rasheed Wallace in 2001.

Feb. 1 - Brandon Roy tallies his first career triple-double vs. New York, netting 20 points, 10 rebounds and 11 assists. The feat marks the first triple-double since Damon Stoudamire in 2005, and the first triple-double with 20-plus points since Rod Strickland in 1995.

Feb. 17 - Coming off the bench to play in a team-high 29 minutes, Brandon Roy registers a team-high tying 18 points (second-highest total by a Trail Blazer in an All-Star game - Drexler, 25), nine rebounds, five assists and a steal.

March 15 - Nate McMillan captures his 300th career victory vs. Minnesota, becoming just the 50th coach in NBA history to reach 300 wins.

March 22 - Joel Przybilla pulls down a career-high 26 rebounds, tying the franchise record for rebounds in a regulation game (Ellis, Walton), as well as tying the mark for the most rebounds in an NBA game during the 2007-08 season (Biedrins).

April 16 - Portland finishes the 2007-08 season with a 41-41 record, a nine-game improvement from the 2006-07 season and a 20-game improvement over the 21-61 record in 2005-06.

Nov. 19 - Portland's 116-74 home win over Chicago marks the biggest Trail Blazers win in more than 11 years (Nov. 17, 1997: 120-75 win vs. Dallas).

Dec. 1 - Brandon Roy is named Western Conference Player of the Week for his performance during Portland's four-game winning streak from Nov. 24-30.

Dec. 18 - In Portland's 124-119 win over Phoenix, Brandon Roy notches a career-high 52 points, the second-most points ever scored by a Trail Blazer. The 52 points are the most scored by any NBA player in Portland in the history of the franchise. His 19 free throws made (of 21) also mark a franchise record.

2009

Jan. 24 - Brandon Roy ties a franchise record with 10 steals (Clyde Drexler, Larry Steele) at home vs. Washington. The 10 thefts are also the most by an NBA player in a game in 2008-09. Portland's 21 steals are also the most by an NBA team in 2008-09.

Feb. 13 - In the 2009 T-Mobile Rookie Challenge & Youth Jam at All-Star Weekend in Phoenix, Rudy Fernandez tallies 14 points, four rebounds and three assists, while Greg Oden misses the game due to injury.

Feb. 14 - Rudy Fernandez finishes fourth in the 2009 Sprite Slam Dunk Contest despite two impressive first-round dunks after being chosen to participate by fans.

Feb. 15 - Brandon Roy counts 14 points (7-8 FG), five rebounds, five assists and a game-high 31 minutes (the second-most by a Trail Blazer in an All-Star Game) in the 2009 NBA All-Star Game in Phoenix.

Feb. 22 - Steve Blake dishes 14 first-quarter assists (no turnovers) to tie for the most assists by a player in a quarter in NBA history and the most ever in the first quarter. The 14 assists are the most by a Trail Blazer in a quarter in team history and

also set a franchise record for assists in a half.

Mar. 21 - Nate McMillan becomes the second-youngest coach in the past 20 years to reach 350 career wins after a 96-84 victory at Milwaukee ... With two blocks, Joel Przybilla passes Bill Walton for sixth place among Portland's all-time leaders in blocked shots.

Apr. 3 - Portland's 107-72 romp at Oklahoma City marks the Trail Blazers' fourth straight victory by 20 or more points for only the second time in franchise history.

Apr. 5 - With a Phoenix loss to Dallas, the Trail Blazers clinch a spot in the postseason for the first time since 2003 - a six-year drought. The gap in playoff appearances was the longest current streak in the NBA and longest in Trail Blazers history since first making the playoffs in 1977.

Apr. 13 - Brandon Roy earns Western Conference Player of the Week honors for the second time in 2008-09 and the fourth time in his career, joining Clyde Drexler as one of two Trail Blazers to win the award at least four times.

Apr. 15 - Rudy Fernandez sets a new NBA rookie record for 3-pointers in a season with 159, passing Kerry Kittles' 158 with six threes on the last day of the season ... The Trail Blazers defeat the Denver Nuggets, 104-76, to become Northwest Division Co-Champions, finish with a 54-28 record and earn home court advantage in a first-round matchup with the Houston Rockets.

Apr. 17 - Behind a 7-1 month to close the regular season, Nate McMillan is named the NBA's Western Conference Coach of the Month, garnering the award in the second consecutive season.

Apr. 30 - Rudy Fernandez is named to the 2008-09 T-Mobile NBA All-Rookie Second Team by a vote of NBA head coaches.

May 13 - Brandon Roy is named to the All-NBA Second Team after averaging a league 10th-best 22.6 points per game and leading Portland to its most wins, 54, since 1999-2000. He becomes the first Trail Blazer to garner All-NBA accolades since Clyde Drexler in 1991-92.

July 24 - The Trail Blazers sign veteran free agent guard Andre Miller.

Aug. 6 - Brandon Roy signs a five-year contract extension with the Trail Blazers.



Coaching History

YEAR		REGULAR SEASON			PLAYOFFS		
		W	L	Pct.	W	L	Pct.
1970-71	Rolland Todd	29	53	.354	—	—	—
1971-72	Rolland Todd	12	44	.214	—	—	—
	(i) Stu Inman	6	20	.231	—	—	—
1972-73	Jack McCloskey	21	61	.256	—	—	—
1973-74	Jack McCloskey	27	55	.329	—	—	—
1974-75	Lenny Wilkens	38	44	.463	—	—	—
1975-76	Lenny Wilkens	37	45	.451	—	—	—
1976-77	Jack Ramsay	49	33	.598	14	5	.737
1977-78	Jack Ramsay	58	24	.707	2	4	.333
1978-79	Jack Ramsay	45	37	.549	1	2	.333
1979-80	Jack Ramsay	38	44	.463	1	2	.333
1980-81	Jack Ramsay	45	37	.549	1	2	.333
1981-82	Jack Ramsay	42	40	.512	—	—	—
1982-83	Jack Ramsay	46	36	.561	3	4	.429
1983-84	Jack Ramsay	48	34	.585	2	3	.400
1984-85	Jack Ramsay	42	40	.512	4	5	.444
1985-86	Jack Ramsay	40	42	.488	1	3	.250
1986-87	Mike Schuler	49	33	.598	1	3	.250
1987-88	Mike Schuler	53	29	.646	1	3	.250
1988-89	Mike Schuler	25	22	.532	—	—	—
	Rick Adelman	14	21	.400	0	3	.000
1989-90	Rick Adelman	59	23	.720	12	9	.571
1990-91	Rick Adelman	63	19	.768	9	7	.563
1991-92	Rick Adelman	57	25	.695	13	8	.619
1992-93	Rick Adelman	51	31	.622	1	3	.250
1993-94	Rick Adelman	47	35	.573	1	3	.250
1994-95	P.J. Carlesimo	44	38	.537	0	3	.000
1995-96	P.J. Carlesimo	44	38	.537	2	3	.400
1996-97	P.J. Carlesimo	49	33	.596	1	3	.250
1997-98	Mike Dunleavy	46	36	.561	1	3	.250
1998-99	Mike Dunleavy	35	15	.700	7	6	.538
1999-00	Mike Dunleavy	59	23	.720	10	6	.625
2000-01	Mike Dunleavy	50	32	.609	0	3	.000
2001-02	Maurice Cheeks	49	33	.598	0	3	.000
2002-03	Maurice Cheeks	50	32	.609	3	4	.429
2003-04	Maurice Cheeks	41	41	.500	—	—	—
2004-05	Maurice Cheeks	22	33	.400	—	—	—
	(i) Kevin Pritchard	5	22	.185	—	—	—
2005-06	Nate McMillan	21	61	.256	—	—	—
2006-07	Nate McMillan	32	50	.390	—	—	—
2007-08	Nate McMillan	41	41	.500	—	—	—
2008-09	Nate McMillan	54	28	.659	2	4	.333
Total		1683	1483	.532	93	107	.465

(i) Interim coach

HISTORY

Coaching Records

Years	REGULAR SEASON				PLAYOFFS				
	G	W	L	Pct.	G	W	L	Pct.	
Rolland Todd.....	1+	138	41	97	.297	0	0	0	.000
Stu Inman.....	1	26	6	20	.231	0	0	0	.000
Jack McCloskey.....	2	164	48	116	.293	0	0	0	.000
Lenny Wilkens.....	2	164	75	89	.457	0	0	0	.000
Jack Ramsay.....	10	820	453	367	.552	59	29	30	.492
Mike Schuler.....	2+	211	127	84	.602	8	2	6	.250
Rick Adelman.....	5+	445	291	154	.654	69	36	33	.522
P.J. Carlesimo.....	3	246	137	109	.557	12	3	9	.250
Mike Dunleavy.....	4	296	190	106	.641	36	18	18	.500
Maurice Cheeks.....	3+	301	162	139	.538	10	3	7	.300
Kevin Pritchard.....	1	27	5	22	.186	0	0	0	.000
Nate McMillan.....	4	328	148	180	.451	6	2	4	.133
Total	39	3084	1683	1483	.532	200	93	107	.465



Trail Blazers All-Star Game Statistics

	YEAR	MIN	FG	FGA	PCT.	FT	FTA	PCT.	REB	AST	PF	PTS	AVG.
CLYDE DREXLER													
	1986	15	5	7	.714	0	0	.000	4	4	3	10	
	1988	15	3	5	.600	6	6	1.000	5	0	3	12	
	1989	25	7	19	.368	0	0	.000	12	4	3	14	
	1990	19	2	6	.333	2	2	1.000	4	2	1	7	
	1991	19	4	9	.444	4	4	1.000	4	2	3	12	
	1992	28	10	15	.667	0	0	.000	9	6	2	25	
	1993	11	1	3	.333	0	0	.000	1	1	3	2	
	1994	15	3	7	.429	0	0	.000	3	1	1	6	
	Totals	147	35	71	.493	12	12	1.000	42	20	19	88 11.0
KEVIN DUCKWORTH													
	1989	7	2	5	.400	1	2	.500	1	0	2	5	
	1991	19	2	3	.667	2	2	1.000	4	0	3	6	
	Totals	26	4	8	.500	3	4	.750	5	0	5	11 5.5
LIONEL HOLLINS													
	1978	23	3	8	.375	4	5	.800	0	8	2	10 10.0
STEVE JOHNSON													
	1988	DID NOT PLAY—INJURED											
MAURICE LUCAS													
	1977	11	3	9	.333	0	0	---	4	2	2	6	
	1978	33	6	13	.462	0	0	---	13	4	2	12	
	1979	19	4	10	.400	2	2	1.000	7	1	5	10	
	Totals	63	13	32	.406	2	2	1.000	24	7	9	28 9.3
JIM PAXSON													
	1983	17	5	7	.714	1	2	.500	0	1	0	11	
	1984	14	5	9	.556	0	0	---	3	2	0	10	
	Totals	31	10	16	.625	1	2	.500	3	3	0	21 10.5
GEOFF PETRIE													
	1971	5	0	3	.000	0	0	---	0	1	0	0	
	1974	26	3	11	.273	2	2	1.000	2	4	1	8	
	Totals	31	3	14	.214	2	2	1.000	2	5	1	8 4.0
TERRY PORTER													
	1991	15	2	6	.333	0	0	---	3	4	2	4	
	1993	19	3	8	.375	0	0	---	0	3	1	7	
	Totals	34	5	14	.357	0	0	---	3	7	3	11 5.5
CLIFFORD ROBINSON													
	1994	18	5	8	.625	0	0	---	1	5	0	10 10.0
BRANDON ROY													
	2008	29	8	10	.800	2	3	.667	9	5	2	18	
	2009	31	7	8	.875	0	0	---	5	5	2	14	
	Totals	60	15	18	.833	2	3	.667	14	10	4	32 16.0
RASHEED WALLACE													
	2000	21	3	6	.500	3	4	.750	4	0	0	9	
	2001	21	1	7	.142	0	0	---	4	2	0	2	
	Totals	42	4	13	.308	3	4	.750	8	2	0	11 5.5
BILL WALTON													
	1977	DID NOT PLAY—INJURED											
	1978	31	6	14	.429	3	3	1.000	10	2	3	15 15.0
KERMIT WASHINGTON													
	1980	14	1	6	.167	2	4	.500	8	1	4	4 4.0
SIDNEY WICKS													
	1972	10	2	5	.400	0	0	---	2	0	3	4	
	1973	24	4	10	.400	5	5	1.000	5	1	2	13	
	1974	24	5	6	.833	6	10	.600	1	1	4	16	
	1975	23	7	19	.368	2	3	.667	9	1	1	16	
	Totals	81	18	40	.450	13	18	.722	17	3	10	49 12.3



Trail Blazers NBA Honors

MOST VALUABLE PLAYER

Bill Walton 1977-78

ALL-NBA

Bill Walton 2nd team, 1976-77
 Bill Walton 1st team, 1977-78
 Maurice Lucas 2nd team, 1977-78
 Jim Paxson 2nd team, 1983-84
 Clyde Drexler 2nd team, 1987-88
 Clyde Drexler 3rd team, 1989-90
 Clyde Drexler 2nd team, 1990-91
 Clyde Drexler 1st team, 1991-92
Brandon Roy **2nd team, 2008-09**

NBA FINALS MOST VALUABLE PLAYER

Bill Walton 1976-77

MOST IMPROVED PLAYER

Kevin Duckworth 1987-88
 Zach Randolph 2003-04

SIXTH MAN OF THE YEAR

Clifford Robinson 1992-93

J. WALTER KENNEDY CITIZENSHIP AWARD

Terry Porter 1992-93
 Chris Dudley 1995-96
 Brian Grant 1998-99

ROOKIE OF THE YEAR

Geoff Petrie 1970-71
 Sidney Wicks 1971-72
Brandon Roy **2006-07**

ALL-ROOKIE TEAM

Geoff Petrie 1970-71
 Sidney Wicks 1971-72
 Lloyd Neal 1972-73
 Lionel Hollins 1975-76
 Mychal Thompson 1978-79
 Ron Brewer 1978-79
 Calvin Natt 1979-80
 Kelvin Ransey 1980-81
 Sam Bowie 1984-85
 Arvydas Sabonis 1995-96
LaMarcus Aldridge **2006-07**
Brandon Roy **2006-07**
Rudy Fernandez (2nd team) **2008-09**

ALL-DEFENSIVE TEAM

Bill Walton 1st team, 1976-77
 Bill Walton 1st team, 1977-78
 Maurice Lucas 1st team, 1977-78
 Lionel Hollins 1st team, 1977-78
 Bob Gross 2nd team, 1977-78
 Maurice Lucas 2nd team, 1978-79
 Lionel Hollins 2nd team, 1978-79
 Kermit Washington 2nd team, 1979-80
 Kermit Washington 2nd team, 1980-81
 Buck Williams 1st team, 1989-90
 Buck Williams 1st team, 1990-91
 Buck Williams 2nd team, 1991-92
 Scottie Pippen 2nd team, 1999-00
 Theo Ratliff 2nd team, 2003-04

COACH OF THE YEAR

Mike Schuler 1986-87
 Mike Dunleavy 1998-99

EXECUTIVE OF THE YEAR

Bucky Buckwalter 1990-91

NBA ALL-STAR GAME PLAYERS

Geoff Petrie 1971
 Sidney Wicks 1972
 Sidney Wicks 1973
 Sidney Wicks 1974
 Geoff Petrie 1974
 Sidney Wicks 1975
 Bill Walton 1977
 Maurice Lucas 1977
 Bill Walton 1978
 Maurice Lucas 1978
 Lionel Hollins 1978
 Maurice Lucas 1979
 Kermit Washington 1980
 Jim Paxson 1983
 Jim Paxson 1984
 Clyde Drexler 1986
 Clyde Drexler 1988
 Steve Johnson 1988
 Clyde Drexler 1989
 Kevin Duckworth 1989
 Clyde Drexler 1990
 Clyde Drexler 1991
 Kevin Duckworth 1991
 Terry Porter 1991
 Clyde Drexler 1992
 Clyde Drexler 1993
 Terry Porter 1993
 Clyde Drexler 1994
 Clifford Robinson 1994
 Rasheed Wallace 2000
 Rasheed Wallace 2001
Brandon Roy **2008**
Brandon Roy **2009**

ALL-STAR GAMES PLAYED

Clyde Drexler 8
 Sidney Wicks 4
 Maurice Lucas 3
 Kevin Duckworth 2
 Jim Paxson 2
 Geoff Petrie 2
 Terry Porter 2
Brandon Roy **2**
 Rasheed Wallace 2
 Bill Walton 2
 Lionel Hollins 1
 Steve Johnson 1
 Clifford Robinson 1
 Kermit Washington 1

NBA ALL-STAR GAME HEAD COACHES

Jack Ramsay 1978
 Rick Adelman 1991

Bold indicates current Trail Blazer



Trail Blazers Weekly, Monthly Awards

Player of the Week

Player	Season	Week Ending
Billy Ray Bates	1979-80.....	3/23/1980
Calvin Natt.....	1979-80.....	2/24/1980
Billy Ray Bates	1981-82.....	4/11/1982
Mychal Thompson	1981-82.....	11/8/1981
Clyde Drexler.....	1985-86.....	1/5/1986
Clyde Drexler.....	1987-88.....	11/29/1987
Clyde Drexler.....	1987-88.....	12/6/1987
Clyde Drexler.....	1987-88.....	3/13/1988
Clyde Drexler.....	1988-89.....	12/25/1988
Clyde Drexler.....	1988-89.....	4/9/1989
Clyde Drexler.....	1989-90.....	11/26/1989
Clyde Drexler.....	1990-91.....	11/18/1990
Clyde Drexler.....	1990-91.....	3/31/1991
Clyde Drexler.....	1990-91.....	4/14/1991
Rod Strickland	1994-95.....	2/26/1995
Arvydas Sabonis	1995-96.....	3/31/1996
Clifford Robinson	1995-96.....	1/7/1996
Rasheed Wallace.....	2001-02.....	3/3/2002
Brandon Roy.....	2007-08.....	12/9/2007
Brandon Roy.....	2007-08.....	12/16/2007
Brandon Roy.....	2008-09.....	12/1/2009
Brandon Roy.....	2008-09.....	4/13/2009

Coach/Player/Rookie of the Month

Coach	Season	Month
Jack Ramsay	1983-84.....	March
Mike Schuler.....	1986-87.....	February
Rick Adelman	1989-90.....	March
Rick Adelman	1990-91.....	November
Rick Adelman	1990-91.....	April
Mike Dunleavy	1998-99.....	March
Mike Dunleavy	1999-00.....	November
Nate McMillan.....	2007-08.....	December
Nate McMillan.....	2008-09.....	April

Player	Season	Month
Kelvin Ransey.....	1980-81.....	March
Clyde Drexler.....	1991-92.....	November

Rookie	Season	Month
Arvydas Sabonis	1995-96.....	April
Brandon Roy.....	2006-07.....	January
Brandon Roy.....	2006-07.....	February
Brandon Roy.....	2006-07.....	March

Bold indicates occurrence during 2008-09 season



Trail Blazers in the Olympics



Scottie Pippen
1992 (USA)
Portland 1999-2003



Drazen Petrovic
1984, 1988, 1992
(Yugoslavia/Croatia)
Portland 1989-1991



Steve Smith
2000 (USA)
Portland 1999-2001



Kenny Carr
1976 (USA)
Portland 1982-1987

GOLD MEDALISTS


Terry Dischinger	1960	USA
Darrall Imhoff	1960	USA
Walter Davis	1976	USA
Kenny Carr	1976	USA
Arvydas Sabonis	1980	USSR
Joe Kleine	1984	USA
Arvydas Sabonis	1988	USSR
Clyde Drexler	1992	USA
Scottie Pippen	1992	USA
Scottie Pippen	1996	USA
Shareef Abdur-Rahim	2000	USA
Steve Smith	2000	USA
Nate McMillan	2008	USA
(Assistant Coach)		

SILVER MEDALISTS

Jim Brewer	1972	USA
Fernando Martin	1984	Spain
Drazen Petrovic	1988	Yugoslavia
Drazen Petrovic	1992	Croatia
Aleksandar Djordjevic	1996	Yugoslavia
Rudy Fernandez	2008	Spain

BRONZE MEDALISTS


Drazen Petrovic	1984	Yugoslavia
Stacey Augmon	1988	USA
Arvydas Sabonis	1992	Lithuania
Arvydas Sabonis	1996	Lithuania



Clyde Drexler
1992 (USA)
Portland 1983-1995



Rudy Fernandez
2008 (Spain)
Portland 2008-Present



Arvydas Sabonis
1980, 1988, 1992,
1996 (Lithuania/USSR)
Portland 1995-2003

Trail Blazers All-Time Attendance

Season	REGULAR SEASON HOME GAMES			PLAYOFF HOME GAMES			TOTAL HOME GAMES		
	Games	Avg. Att.	Total Att.	Games	Avg. Att.	Total Att.	Games	Avg. Att.	Total Att.
1970-71	40	6,010	240,388				40	6,010	240,388
1971-72	40	6,988	279,506				40	6,988	279,506
1972-73	41	8,134	333,480				41	8,134	333,480
1973-74	41	7,988	327,495				41	7,988	327,495
1974-75	41	10,768	441,506				41	10,768	441,506
1975-76	41	10,097	413,992				41	10,097	413,992
1976-77	41	12,178	499,302	10	12,850	128,501	51	12,310	627,803
1977-78	41	12,666	519,306	3	12,666	37,998	44	12,666	557,304
1978-79	41	12,666	519,306	1	12,666	12,666	42	12,666	531,972
1979-80	41	12,666	519,306	1	12,666	12,666	42	12,666	531,972
1980-81	41	12,666	519,306	2	12,666	25,332	43	12,666	544,638
1981-82	41	12,666	519,306				41	12,666	519,306
1982-83	41	12,666	519,306	3	12,666	37,998	44	12,666	557,304
1983-84	41	12,666	519,306	3	12,666	37,998	44	12,666	557,304
1984-85	41	12,666	519,306	4	12,666	50,664	45	12,666	569,970
1985-86	41	12,666	519,306	2	12,666	25,332	43	12,666	544,638
1986-87	41	12,666	519,306	2	12,666	25,332	43	12,666	544,638
1987-88	41	12,666	519,306	2	12,666	25,332	43	12,666	544,638
1988-89	41	12,854	527,008	1	12,880	12,880	42	12,854	539,888
1989-90	41	12,884	528,244	12	12,884	154,608	53	12,884	682,852
1990-91	41	12,884	528,244	9	12,884	115,956	50	12,884	644,200
1991-92	41	12,888	528,408	11	12,888	141,768	52	12,888	670,176
1992-93	41	12,888	528,408	2	12,888	25,776	43	12,888	554,184
1993-94	41	12,888	528,408	2	12,888	25,776	43	12,888	554,184
1994-95	40	12,888	515,520	1	12,888	12,888	42	12,888	528,520
1995-96	41	20,740	850,338	2	21,401	42,802	43	20,771	893,140
1996-97	41	20,800	852,799	2	21,538	43,076	43	20,834	895,875
1997-98	41	20,577	843,647	2	21,587	43,174	43	20,624	886,821
1998-99	25	19,462	486,556	7	20,608	144,262	32	19,713	630,818
1999-00	41	20,369	835,111	8	20,269	162,153	49	20,352	997,264
2000-01	41	20,292	831,976	1	20,580	20,580	42	20,298	852,556
2001-02	41	19,459	797,821	1	20,580	20,580	42	19,486	818,401
2002-03	41	19,421	796,250	3	20,187	60,562	44	19,473	856,812
2003-04	41	16,684	684,038				41	16,684	684,038
2004-05	41	16,594	680,374				41	16,594	680,374
2005-06	41	15,049	617,019				41	15,049	617,019
2006-07	41	16,360	670,778				41	16,360	670,778
2007-08	41	19,550	801,566				41	19,550	801,566
2008-09	41	20,524	841,499	3	20,400	61,199	44	20,516	902,698
Totals	1,580	14,254	22,522,047	100	14,963	1,496,259	1,680	14,297	24,018,306
ROSE GARDEN ONLY									
14 yrs.	558	18,978	10,589,772	29	20,634	598,388	587	19,060	11,188,160
MEMORIAL COLISEUM ONLY									
25 yrs.	1,022	11,137	11,932,275	71	12,646	897,871	1,093	11,738	12,830,146



Uniform Numbers Over the Years

00
Ken Johnson
Kevin Duckworth

0
Voshon Lenard
Freddy Jones
Taurean Green

1
*LARRY WEINBERG
Rod Strickland
Derek Anderson
Jarrett Jack
Ike Diogo

2
Linton Townes
Perry Young
Mark Bryant
Stacey Augmon
Steve Blake
Dan Dickau

3
Herm Gilliam
Jeff Lamp
Clifford Robinson
Damon Stoudamire
Juan Dixon
Jeremy Richardson

4
Greg Smith
Jim Paxson
Dave Johnson
Marcus Brown
Carlos Rogers
Antonio Harvey
Eddie Gill
Maurice Baker
Geno Carlisle
Josh McRoberts
Jerryd Bayless

5
Jim McMillian
Eddie Jordan
Jermaine O'Neal
Jeff McInnis
Desmond Ferguson
Ha Seung-Jin
Ime Udoka
Rudy Fernandez

6
Michael Holton
Walter Davis
Joe Wolf
Mitchell Butler
Bonzi Wells

7
Hank McDowell
Brooke Steppe
Kenny Anderson
Charles Smith
Wesley Person
Dan Dickau
Charles Smith
Brandon Roy

8
Charles Jones
Ennis Whatley
Steve Smith
Martell Webster
(will wear #23 in 2009-10)

9
Llonel Hollins
Danny Ainge
Ruben Nemphard
Rick Brunson
Raef LaFrentz

10
Phil Lumpkin
Steve Hawes
Corky Calhoun
Ron Brewer
Jay Buse
Fernando Martin
Craig Neal
Dontonio Wingfield
Antonio Daniels
Omar Cook
Joel Przybilla

11
Shaler Halimon
Charles Yelverton
Mark Sibley
Willie Smith
Abdul Jeelani
Mike Gale
Ron Rowan
Clinton Wheeler
Negele Knight
Delaney Raddon
Arvydas Sabonis
Vladimir Stepania
Sergio Rodriguez

12
Rick Adelman
Dennis Layton
Billy Ray Bates
Lafayette Lever
Lamont Strouthers
Steve Henson
Randolph Childress
John Crotty
Dettef Schrempf
Erick Barkley
James Thomas
Sergei Monia
LaMarcus Aldridge

13
Dave Wohl
Bernie Fryer
DAVE TWARDZIK

14
LIONEL HOLLINS
Kelvin Ransey
Darnell Valentine
Jerry Sichting
Robert Pack
Gary Grant
Chris Dudley
Richie Frahm

15
Claude English
LARRY STEELE

16
Johnny Davis

17
Charlie Davis
Willie McCarter
Bob Vega
Mario Elie
Vincent Askew

19
Lenny Wilkens
Aleksandar Djordjevic
Sean Higgins
Nick Van Exel

20
MAURICE LUCAS
Steve Colter

21
Sidney Wicks
Dennis Awtry
Carl Bailey
Brian Martin
Walter Berry
Danny Young
Jaren Jackson
Rumeal Robinson
Ruben Patterson
Jamaal Magloire

22
Clyde Mayes
Jeff Judkins
CLYDE DREXLER

23
Steve Jones
T.R. Dunn
Roy Hamilton
Byron Irvin
Aaron McKie
Gary Grant
Mitchell Butler
Darius Miles

24
Willie Norwood
Audie Norris
Adrian Branch
Chris Dudley
Qyntel Woods
Stephen Graham
Luke Schenscher
Von Wafer

25
LeRoy Ellis
Bob Davis
Tom Owens
Jerome Kersey
Steve Kerr
Travis Outlaw

26
James Robinson

27
John Johnson
Caldwell Jones
Elmore Spencer

28
Kaniel Dickens

29
Slavko Vranes

30
Rick Roberson
BOB GROSS
TERRY PORTER
Rasheed Wallace

31
Peter Verhoeven
Sam Bowie
Alaa Abdelnaby
Tracy Murray
Reggie Jordan
Kelvin Cato
Matt Carroll
Sebastian Telfair

32
BILL WALTON
Michael Harper

33
Jim Barnett
Derrick Anderson
Ira Terrell
Calvin Natt
Bernard Thompson
Steve Johnson
Nate Johnston
Otis Thorpe
Gary Trent
Scottie Pippen
Shareef Abdur-Rahim

34
Bill Stricker
Bill Turner
Robin Jones
Kenny Carr
Ronnie Murphy
Rolando Ferreira
Isaiah Rider
Antonio Harvey
Dale Davis
James Jones

35
Ed Manning
Darrall Imhoff
LaRue Martin
Kevin Gamble
Richard Anderson
Kevin Thompson
Joe Kleine

36
LLOYD NEAL

38
Ron Knight
Anthony Cook
Viktor Khryapa

40
Stan McKenzie
Barry Clemens
Petur Gudmundsson
Reggie Slater
Shawn Kemp

41
Dorie Murrey
Jim Marsh
Nikita Wilson

42
Terry Dischinger
Greg Lee
Wally Walker
Kim Anderson
Kermit Washington
Wayne Cooper
Walt Williams
Theo Ratliff
Shavlik Randolph

43
Bill Smith
Mychal Thompson

44
Gary Gregor
Ollie Johnson
Jacky Dorsey
Clem Johnson
Kevin Kunnert
Drazen Petrovic
Greggy Grant
Brian Grant
Ruben Boumtje-Boumtje
Channing Frye

45
GEOFF PETRIE
Geoff Crompton

48
Walt Gilmore

50
Chris Engler
Joe Binion
Tom Scheffer
Reid Reid
Greg Anthony
Zach Randolph

51
Michael Ruffin

52
Jim Brewer
Buck Williams
Greg Oden

53
James Edwards
Alton Lister

54
Dale Schlueter
Tom Piotrowski
Reggie Smith
Brian Skinner

55
Kiki Vandeweghe
Will Perdue

77
***JACK RAMSAY**

88
Nicolas Batum

Players listed in bold were on roster at end of 2008-09 season.

All capitals indicates number retired.

**Honorary number.*

Trail Blazers Trade History

NOTES TO TRADE HISTORY

1. If a third team is not mentioned in the transaction, assume any draft pick is the choice of the team Portland is trading with or is Portland's choice.
2. If a draft choice acquired in a transaction is subsequently traded by Portland in that original deal, the choice is listed as 'choice traded.' Everywhere else when referring to a draft choice, the player eventually selected by Portland or by the team ultimately receiving the draft choice is shown in parentheses.
3. In trades, only what actually happened is given. If a team has several options in a deal, only the one it ultimately uses is given.
4. Names in boldface indicate players who actually played for the Trail Blazers or are on the current roster entering 2008-09.

1970

- May 11**Traded Larry Seigfried to San Diego for **Jim Barnett**.
June 17Traded Jerry Chambers to Atlanta for **Gary Gregor**.
Oct. 7Sold Pat Riley to the Los Angeles Lakers.
Oct. 20Traded 1971 2nd round draft choice (Willie Sojourner) to Chicago in exchange for **Shaler Halimon**.
Oct. 22Traded **Dorrie Murrey** to Baltimore in exchange for 1971 2nd round draft choice (Rick Fisher).

1971

- Mar. 23**Traded **Jim Barnett** to San Francisco for a 1971 2nd round draft choice (**Charles Yelverton**), 1971 3rd round choice (**Bill Smith**) and 1972 2nd round choice (**Dave Twardzik**).
Sept. 11Traded **LeRoy Ellis** to the Los Angeles Lakers in exchange for cash and a 1972 2nd round draft choice (**Ollie Johnson**).

1972

- July 31**Acquired Fred Foster from Philadelphia in exchange for a 1973 2nd round draft choice (Alan Bristow). Foster is then sent to Detroit in exchange for **Terry Dischinger**.
Oct. 2Traded **Dale Schlueter** to Philadelphia for **Dave Wohl**.
Oct. 24Obtained **Charlie Davis** from Cleveland in exchange for a 1974 3rd round pick (Foots Walker) and cash.
Oct. 27Traded **Stan McKenzie** to Houston for **Greg Smith**.

1973

- Mar. 20**Received from Philadelphia Milwaukee's 1974 2nd round draft choice (Rubin Collins) as compensation for the 76ers' signing of veteran free agent **Gary Gregor**.
Apr. 24Acquired **John Johnson**, **Rick Roberson** and Los Angeles Lakers' 1973 1st round pick (Barry Parkhill) from Cleveland in exchange for two 1973 draft choices (1st—**Jim Brewer**, and 3rd—Jim O'Brien).
Sept. 14Traded **Rick Adelman** to Chicago for cash and a 1974 2nd round draft choice (**Phil Lumpkin**).

1974

- May 20**New Orleans selected Portland's **Ollie Johnson** in expansion draft.
Sept. 16Traded **Rick Roberson** to New Orleans in exchange for **Barry Clemens**, Kansas City's 1976 2nd round draft choice (Major Jones) and cash.
Sept. 18Traded Mickey Johnson to Chicago for a 1975 3rd round pick (Gus Gerard).
Oct. 7Purchased the playing rights to **Lenny Wilkens** from Cleveland.

1975

- June 9**Traded **Phil Lumpkin** to Phoenix for the Los Angeles Lakers' 1976 2nd round draft choice (choice traded to New Orleans for 1977 New Orleans 2nd round draft pick (**Kim Anderson**)).
Oct. 23Acquired **Steve Jones** from Golden State in exchange for a 1976 6th round pick (Dwayne Barnett).
Nov. 13Traded **John Johnson** to Houston for **Steve Hawes**.

1976

- June 3**Traded Los Angeles Lakers' 1976 2nd round draft choice (**Jacky Dorsey**) to New Orleans in exchange for its 1977 2nd round draft choice (**Kim Anderson**).
Aug. 5Traded **Geoff Petrie** and **Steve Hawes** to Atlanta in exchange for the 2nd pick in the ABA dispersal draft (**Maurice Lucas**).
Sept. 2Purchased **Herm Gilliam** from Seattle.
Sept. 2Sold **Sidney Wicks** to New Orleans.
Oct. 5New Orleans cancelled **Sidney Wicks** trade because of contractual problems.
Oct. 12Sold **Sidney Wicks** to Boston.
Oct. 18Traded Moses Malone to Buffalo for 1978 1st round draft choice (choice traded for Indiana's 1978 1st round pick (**Mychal Thompson**) and cash).

1977

- July 15**Reacquired **Dale Schlueter** from Phoenix in exchange for a 1978 4th round pick (Wayne Smith).
Aug. 10Acquired **Tom Owens** from Houston in exchange for **Robin Jones** and cash.
Oct. 5Traded Rich Laurel to Altanta in exchange for Buffalo's 1978 2nd round draft choice (Keith Herron).
Nov. 11Traded **Wally Walker** to Seattle for two draft choices, Detroit's 1st in 1978 (**Ron Brewer**) and San Antonio's 2nd in 1979 (Andrew Fields).



Trail Blazers Trade History

1978

- June 7** Traded its 1978 1st round draft choice (Ray Townsend) to Golden State in exchange for the Warriors' 1981 1st round draft choice (pick traded for **Calvin Natt**).
- June 8** Traded **Johnny Davis** and Buffalo's 1978 1st round draft choice (Rick Robey) to Indiana for the Pacers' 1978 1st round pick (**Mychal Thompson**).
- June 30** Traded **Corky Calhoun** to Indiana for a 1980 2nd round draft choice (David Lawrence).
- Dec. 15** Signed veteran free agent **Jim McMillian**, giving New York as compensation a 1979 2nd round draft choice (Kim Goetz).

1979

- Aug. 24** Traded **Willie Smith** to Cleveland in exchange for a 1981 3rd round draft choice (Derek Holcomb).
- Sept. 18** Traded a 1981 2nd round draft choice (Harvey Knuckles) to Detroit for **Jim Brewer**.
- Sept. 18** Awarded from San Diego **Kermit Washington**, **Kevin Kunnert**, a 1980 1st round draft choice (choice traded for **Calvin Natt**), and cash as compensation for the signing of veteran free agent **Bill Walton**.
- Oct. 9** Traded **Clemon Johnson** to Indiana in exchange for New Jersey's 1981 2nd round pick (Brian Jackson).

1980

- June 7** Traded its 1978 1st round draft choice (Ray Townsend) to Golden State in exchange for the Warriors' 1981 1st round draft choice (pick traded for **Calvin Natt**).
- June 8** Traded **Johnny Davis** and Buffalo's 1978 1st round draft choice (Rick Robey) to Indiana for the Pacers' 1978 1st round pick (**Mychal Thompson**).
- June 30** Traded **Corky Calhoun** to Indiana for a 1980 2nd round draft choice (David Lawrence).
- Dec. 15** Signed veteran free agent **Jim McMillian**, giving New York as compensation a 1979 2nd round draft choice (Kim Goetz).
- Feb. 8** Traded **Lionel Hollins** to Philadelphia for Cleveland's 1981 1st round draft choice (pick traded for **Kelvin Ransey**) and cash.
- Feb. 8** Traded **Maurice Lucas**, San Diego's 1980 1st round pick (Mike Gminski) and Golden State's 1981 1st round draft choice (Albert King) to New Jersey for **Calvin Natt**.
- May 28** Dallas selected Portland's **Abdul Jeeleeni** in expansion draft.
- June 10** Traded rights to Ron Lester along with Cleveland's 1981 1st round draft choice (Al Wood) to Chicago in exchange for the rights to **Kelvin Ransey** and the Bulls' 1981 1st round choice (**Darnell Valentine**).
- Aug. 15** Traded **T.R. Dunn** and a 1983 1st round draft choice (Howard Carter) to Denver in exchange for a 1983 1st round draft choice (**Clyde Drexler**) and a 1984 2nd round draft choice (**Steve Colter**).
- Oct. 8** Traded **Jim Brewer** to the Los Angeles Lakers for a 1984 2nd round draft choice (**Jerome Kersey**).
- Dec. 19** Traded **Ron Brewer** to San Antonio in exchange for **Mike Gale** and a 1982 1st round draft choice (choice traded to Detroit for **Kenny Carr**).

1981

- June 5** Traded **Tom Owens** to Indiana for a 1984 1st round draft choice (**Sam Bowie**).
- June 8** Traded **Mike Gale** to Golden State for two 2nd round picks (1982—**Audie Norris**, 1985—Mike Smrek).
- Aug. 4** Conveyed to New York a 1982 3rd round draft choice (Craig Tucker) for the rights to Tom Barker.
- Sept. 24** Traded **Geoff Crompton** to Milwaukee for a 1982 3rd round draft choice (Phillip Lockett).

1982

- June 23** Acquired **Kenny Carr** from Detroit in exchange for San Antonio's 1982 1st round pick (Ricky Pierce).
- June 28** Traded **Kelvin Ransey** to Dallas in exchange for **Wayne Cooper** and Boston's 1985 1st round draft choice (**Terry Porter**).
- Aug. 2** Acquired **Jeff Judkins** from Detroit in exchange for a 1984 3rd round draft choice (Tim Kearney).

1983

- Jan. 7** Obtained **Don Buse** from Indiana in exchange for cash and other considerations (consultation services of Blazers Vice President Jon Spoelstra).
- Aug. 18** Traded Granville Waiters to Indiana for Chicago's 1984 2nd round draft choice (Victor Fleming).
- Aug. 18** Reacquired its own 1984 3rd round draft choice (Tim Kearney) from Detroit in exchange for **Petur Gudmundsson**.
- Sept. 6** Traded **Linton Thomas** to Cleveland for a 1987 2nd round draft choice (Lester Fonville).
- Oct. 7** Traded **Hank McDowell** to Indiana for a 1986 3rd round draft choice (Juden Smith).

1984

- June 8** Traded **Calvin Natt**, **Lafayette Lever**, **Wayne Cooper**, a 1985 1st round draft choice (Blair Rassmussen) and a 1984 2nd round pick (Willie White) to Denver in exchange for **Kiki Vandeweghe**.

1985

- June 14** Traded **Bernard Thompson** to Phoenix for a 1987 2nd round draft choice (**Nikita Wilson**).
- June 18** Traded rights to Mike Smrek to Chicago for rights to Ben Coleman and **Ken Johnson**.
- Oct. 10** Conveyed to Chicago a 1987 2nd round draft choice (Winston Garland) as compensation for signing veteran free agent **Caldwell Jones**.

1986

- Jan. 14** Traded **Darnell Valentine** and a 1988 2nd round pick (Tom Garrick) to the L.A. Clippers in exchange for Boston's 1986 1st round pick (**Arydas Sabonis**) and the Clippers' 1988 2nd round pick (**Rolando Ferreira**).
- June 17** Traded **Steve Colter** to Chicago in exchange for the rights to Larry Krystkowiak, Portland's own 1987 2nd round draft choice (choice traded to Milwaukee for **Chris Engler**), and a 2nd round pick in 1992.
- June 19** Traded **Mychal Thompson** and the right's to Larry Krystkowiak to San Antonio for **Steve Johnson**.
- July 31** Acquired **Michael Holton** from Chicago for a 1992 2nd round draft choice.
- Nov. 11** Acquired **Chris Engler** from Milwaukee in exchange for a 1987 2nd round draft choice (Winston Garland).
- Dec. 18** Traded **Walter Berry** to San Antonio for **Kevin Duckworth**.



Trail Blazers Trade History

1987

- June 22**Traded **Jim Paxson** to Cleveland in exchange for Keith Lee.
Aug. 18Cancelled **Paxson-Lee** trade after Lee failed to pass a physical.
Oct. 11Traded **Kermit Washington** to Golden State for a 1988 3rd round draft choice (Anthony Mason).
Nov. 10Acquired **Maurice Lucas** from Seattle in exchange for a 1990 2nd round draft choice (Abdul Shamsid-Deen).

1988

- Feb. 23**Traded **Jim Paxson** to Boston in exchange for **Jerry Sichting** and cash.
June 23Charlotte selected **Michael Holton** in expansion draft.

1989

- Feb. 23**Traded **Kiki Vandeweghe** to New York in exchange for a 1989 1st round draft choice (**Byron Irvin**).
June 15Minnesota selected **Steve Johnson** in expansion draft.
June 24Traded **Sam Bowie** and its own 1989 1st round draft choice (Mookie Blaylock) to New Jersey for **Buck Williams**.
Oct. 17Traded **Richard Anderson** to Charlotte in exchange for **Robert Reid**.

1990

- Aug. 1**Traded **Byron Irvin**, Portland's 1991 1st round draft choice (Pete Chilcutt), Chicago's 1992 2nd round draft choice (Brett Roberts), and cash to Sacramento for **Danny Ainge**.

1991

- Jan. 23**Acquired **Walter Davis** from Denver in exchange for New Jersey's 1992 1st round draft choice (Bryant Stith), received in exchange for **Drazen Petrovic** in a three-team transaction.
June 26Acquired draft rights to **Lamont Strothers** from Golden State for Portland's 1995 (Tyrus Edney by Sacramento) and 1999 2nd round draft picks.

1992

- July 1**Traded **Alaa Abdelnaby** to Milwaukee for the draft rights to **Tracy Murray**.

1993

- June 24**Traded **Kevin Duckworth** to Washington for **Harvey Grant**.
Aug. 2Traded **Mario Elie** to Houston for a 1995 2nd round draft choice (choice traded to Detroit).

1995

- Feb. 14**Traded **Clyde Drexler** and **Tracy Murray** to Houston for **Otis Thorpe**, draft rights to Marcelo Nicola and Houston' 1995 1st round draft choice (choice traded to Detroit)
June 26Traded two 1995 1st round selections (**Theo Ratliff** and **Randolph Childress**) and a 2nd round pick (Don Reid) for Detroit's 1995 1st round draft selection (Shawn Respert).
June 28Traded the rights to Shawn Respert, Portland's 1995 1st round selection to Milwaukee for the rights to Milwaukee's 1995 1st round pick (**Gary Trent**) and a Milwaukee (from Charlotte) 1997 1st round pick.
Sept. 20Traded **Otis Thorpe** to Detroit for **Randolph Childress** and Bill Curley.

1996

- June 27**Acquired the draft rights to Jason Sasser from Sacramento for future considerations.
July 15Traded **Rod Strickland** and **Harvey Grant** to Washington for **Rasheed Wallace** and **Mitchell Butler**
July 23Traded **James Robinson**, Bill Curley and a 1997 1st round draft choice (Milwaukee's from Charlotte--- Paul Grant) to Minnesota for **Isaiah Rider**.

1997

- Jan. 24**Traded **Randolph Childress**, **Reggie Jordan** and **Aaron McKie** to Detroit for **Stacey Augmon**
Jan. 25Traded the draft rights to Portland's 1st round selection, Chris Anstey, plus monetary considerations to Dallas for the rights to the Mavericks' 1st round draft pick, **Kelvin Cato**.
Jan. 25Acquired the draft rights to C.J. Bruton from Vancouver for monetary considerations.
Oct. 10Traded **Chris Dudley** to New York for a 1998 1st round draft pick.

1998

- Feb. 13**Traded **Kenny Anderson**, **Gary Trent** and **Alvin Williams**, its own 1998 1st round draft pick (Mirsad Turkan) and 2nd round draft pick (Tyson Wheeler) and New York's 1998 1st round pick (Bryce Drew) plus monetary considerations to Toronto for **Carlos Rogers**, **Damon Stoudamire** and **Walt Williams**.

1999

- Jan. 22**Acquired the draft rights to **Bonzi Wells** from Detroit for Portland's 1999 1st round pick (Choice traded to Atlanta, Jumaine Jones).
Aug. 2Traded **Isaiah Rider** and **Jim Jackson** to Atlanta for **Steve Smith** and **Ed Gray**.
Oct. 2Traded **Stacey Augmon**, **Kelvin Cato**, Ed Gray, **Carlos Rogers**, **Brian Shaw** and **Walt Williams** to Houston for **Scottie Pippen**.

2000

- Aug. 30**Sent **Brian Grant** to Miami and **Gary Grant** to Cleveland in a three-team, five-player trade that brought **Shawn Kemp** from Cleveland and sent **Chris Gatling** and **Clarence Weatherspoon** from Miami to Cleveland.
Aug. 31Traded **Joe Kleine** and **Jermaine O'Neal** to Indiana for **Dale Davis**.



Trail Blazers Trade History

2001

July 20 Traded **Greg Anthony** to Chicago for their second round draft pick in the 2002 NBA Draft (Jason Jennings).

July 25 Traded **Steve Smith** to San Antonio for **Derek Anderson** and **Steve Kerr**.

Oct. 10 Traded **Will Perdue** to Los Angeles Clippers for draft rights to Doren Sheffer.

2002

Aug. 5 Traded **Erick Barkley**, **Steve Kerr** and 2003 2nd round draft pick to San Antonio for **Antonio Daniels**, Amal McCaskill and **Charles Smith**.

2003

Dec. 3 Traded **Bonzi Wells** to Memphis for **Wesley Person**, a 2004 conditional 1st round pick (**Sergei Monia**) and cash considerations.

2004

Jan. 21 Traded **Ruben Boumtje-Boumtje** and **Jeff McInnis** to Cleveland for **Darius Miles**.

Feb. 9 Traded **Wesley Person** and **Rasheed Wallace** to Atlanta for **Shareef Abdur-Rahim**, **Dan Dickau** and **Theo Ratliff**.

June 22 Traded **Eddie Gill** and cash considerations to New Jersey for the draft rights to **Viktor Khryapa**.

July 20 Traded **Dale Davis** and **Dan Dickau** to Golden State for **Nick Van Exel**.

2005

June 28 Acquired 2005 NBA Draft's 6th pick (**Martell Webster**) and 27th pick (Linas Kleiza) and conditional 2006 1st round pick from Utah in exchange for 2005 3rd pick (Deron Williams).

June 28 Traded draft rights for Linas Kleiza and 2005 2nd round pick (Ricky Sanchez) to Denver for draft rights to **Jarrett Jack** (1st round).

Aug. 2 Traded **Shareef Abdur-Rahim** to New Jersey for a conditional 2006 1st round pick (Trade recinded Aug. 9, by Nets. Abdur-Rahim becomes free agent).

2006

Feb. 23 Acquired **Voshon Lenard** from Denver and **Brian Skinner** from Sacramento in a four-team, nine-player deal that sent **Ruben Patterson** and **Charles Smith** to Denver and **Sergei Monia** to Sacramento.

June 28 Acquired the draft rights to **LaMarcus Aldridge** and a future second-round pick from Chicago for **Viktor Khryapa** and the draft rights to Tyrus Thomas.

June 28 Traded **Sebastian Telfair**, **Theo Ratliff** and a 2008 second-round pick to Boston for **Raef LaFrentz**, **Dan Dickau** and draft rights to Randy Foye.

June 28 Traded draft rights to Randy Foye to Minnesota in exchange for the draft rights to **Brandon Roy**.

June 28 Acquired the draft rights to **Sergio Rodriguez** from Phoenix for cash considerations.

June 28 Traded the draft rights to James White to Indiana for the draft rights to Alexander Johnson and two future second round picks.

June 28 Traded the draft rights to Alexander Johnson to Memphis for a future second round pick.

July 31 Acquired **Jamaal Magloire** from Milwaukee for **Steve Blake**, **Ha Seung-Jin** and **Brian Skinner**.

2007

Feb. 22 Acquired **Freddy Jones** and future considerations from Toronto in exchange for **Juan Dixon**.

June 28 Acquired the draft rights to Petteri Koponen from Philadelphia in exchange for cash considerations and the draft rights to Derrick Byars.

June 28 Traded **Zach Randolph**, **Freddy Jones**, **Dan Dickau** and Demetris Nichols' draft rights to New York in exchange for **Channing Frye**, Steve Francis and the Knicks' second-round pick in 2008.

July 11 Acquired **James Jones** and the draft rights to **Rudy Fernandez** from Phoenix in exchange for cash considerations.

2008

Feb. 21 Acquired **Von Wafer** from Denver in exchange for **Taurean Green**.

June 26 Acquired the draft rights to Darrell Arthur from New Orleans for cash considerations.

June 26 Acquired the draft rights to **Nicolas Batum** from Houston in exchange for the draft rights to Darrell Arthur and Joey Dorsey.

June 26 Sent the draft rights to Omer Asik to Chicago in exchange for three second round draft picks from Chicago and Denver.

June 26 Sent the draft rights to Mike Taylor to the L.A. Clippers in exchange for a 2009 second round draft pick.

July 9 Acquired **Ike Diogu** and the draft rights to **Jerryd Bayless** in exchange for **Jarrett Jack**, **Josh McRoberts**, the draft rights to Brandon Rush and cash considerations.

2009

Feb. 18 Acquired **Michael Ruffin** in exchange for **Ike Diogu** as part of a three-team trade involving Chicago and Sacramento.

June 24 Acquired the 22nd overall selection (Victor Claver) from the Dallas Mavericks in exchange for the 24th pick (B.J. Mullens), 56th pick (Ahmad Nivins) and a second-round pick in 2010.

June 25 Acquired the draft rights to Jeff Pendergraph in exchange for Sergio Rodriguez, the draft rights to Jon Brockman and cash considerations.



Trail Blazers in the NBA Draft

Current Trail Blazers in bold.

*Indicates played for Portland.

Number in parentheses chronological order of selection.

Round Player From

2009

1. Victor Claver (22)..... Spain
2. **Dante Cunningham (33)**.. Villanova
2. Jon Brockman (38)..... Washington
2. Patrick Mills (55)..... St. Mary's

2008

1. Brandon Rush (13)..... Kansas
2. Joey Dorsey (33)..... Memphis
2. Omer Asik (36)..... Turkey
2. Mike Taylor (55)..... Idaho (D-League)

2007

1. **Greg Oden (1)**..... **Ohio State**
2. *Josh McRoberts (37) Duke
2. Derrick Byars (42) Vanderbilt
2. *Taurean Green (52) Florida
2. Demetris Nichols (53)..... Syracuse

2006

1. Tyrus Thomas (4) LSU
1. Joel Freeland (30) England
2. James White (31) Cincinnati

2005

1. ***Martell Webster (6)**..... **Seattle Prep (WA)**
1. Linas Kleiza (27) Missouri
2. Ricky Sanchez (35) IMG Academy

2004

1. *Sebastian Telfair (13) A. Lincoln HS (NY)
1. *Sergei Monia (23) Russia
2. *Ha Seung-Jin (46)..... South Korea

2003

1. ***Travis Outlaw (23)** **Starkville HS (MS)**
2. Nedžad Sinanovic (54)..... Bosnia-Herzegovina

2002

1. *Qyntel Woods(21) NE Mississippi CC
2. Jason Jennings (43)..... Arkansas State
2. Federico Kammerichs (51) . Argentina

2001

1. *Zach Randolph (18).....Michigan State
2. *Ruben Boumtje-Boumtje (50) .Georgetown

2000

1. *Erick Barkley (28) St. John's
2. No selection - traded

1999

1. No selection - traded
2. No selection - traded

1998

1. No selection - traded
2. No selection - traded

1997

1. Chris Anstey (18) Australia
2. *Alvin Williams (48) Villanova

1996

1. *Jermaine O'Neal (17)..... Eau Claire HS (SC)
2. *Marcus Brown (46)..... Murray State

1995

1. Shawn Respert (8) Michigan State
2. No selection - traded

1994

1. *Aaron McKie (17) Temple
2. Shanwnelle Scott (43) St. John's

1993

1. *James Robinson (21).....Alabama
2. *Kevin Thompson (48) North Carolina St.

1992

1. *Dave Johnson (26)..... Syracuse
2. *Reggie Smith (31)..... Texas Christian

1991

1. No selection - traded
2. Marcus Kennedy (54) Eastern Michigan

1990

1. *Alaa Abdelnaby (25) Duke
2. No selection - traded

1989

1. *Byron Irvin (22) Missouri
2. *Clifford Robinson (36) Connecticut

1988

1. *Mark Bryant (21) Seton Hall
2. *Rolando Ferreira (26)..... Houston
3. Anthony Mason (53) Tennessee State
3. *Craig Neal (71)..... Georgia Tech

1987

1. *Ronnie Murphy (17) Jacksonville
2. Lester Fonville (29).....Jackson State
2. *Nikita Wilson (30)..... Louisiana State
3. *Kevin Gamble (63) Iowa
4. Pee Wee Barber (86)..... Florida State
5. David Moss (109) Tulsa
6. Bernard Jackson (132)..... Loyola (Chicago)
7. Kenny Stone (155)..... George Fox

1986

1. *Walter Berry (14)..... St. John's
1. *Arvydas Sabonis (24).....Lithuania
2. Panagiotis Fasoulas (37) North Carolina St.
3. Juden Smith (49) Texas-El Paso
3. *Drazen Petrovic (60) Croatia
4. David Shaffer (83) Florida State
5. Jerry Adams (106) Oregon
6. Tony Hampton (129) Montana State
7. Randy Schiff (152)..... Linfield

1985

1. *Terry Porter (24)..... Wisc.-Stevens Pt.
2. Mike Smrek (25) Canisius
2. George Montgomery (39)..... Illinois
3. *Perry Young (61)..... Virginia Tech
4. Joe Atkinson (85) Oklahoma State
5. James Anderson (107) Union KY
6. Curtis Moore (131) Nebraska
7. Mark Owen (153)..... College of Idaho

1984

1. *Sam Bowie (2) Kentucky
1. *Bernard Thompson (19) Fresno State
2. Victor Fleming (26) Xavier-Ohio
2. *Steve Colter (33) New Mexico State
2. *Jerome Kersey (46)..... Longwood
3. Tim Kearney (65)..... West Virginia
4. Brett Applegate (88) Brigham Young
5. Mike Whitemarsh (111) San Diego
6. Lance Ball (134) Western Oregon
7. Victor Anger (157) Pepperdine
8. Steve Flint (180)..... Calif.-San Diego
9. Dennis Black (202) Portland
10. Randy Dunn (224) George Fox



Trail Blazers in the NBA Draft

1983

- *Clyde Drexler (14)..... Houston
- Granville Waiters (39)..... Ohio State
- *Tom Piotrowski (62)..... LaSalle
- Tim Dunham (85)..... Chaminade
- Gary Monroe (108)..... Wright State
- Derrick Pope (131)..... Montana
- Paul Little (154)..... Pennsylvania
- Frank Smith (177)..... Arizona
- Phil Hopson (199)..... Idaho
- Russ Christiansen (220)..... Eastern Oregon

1982

- *Lafayette Lever (11)..... Arizona State
- *Linton Townes (33)..... James Madison
- *Audie Norris (37)..... Jackson State
- Phillip Lockett (66)..... Alabama
- Eric Smith (79)..... Georgetown
- Cherokee Rhone (103)..... Centenary
- Leo Cunningham (125)..... Utah State
- Terry Long (149)..... Lamar
- Dave Porter (171)..... Western Oregon
- Mark Dearborn (195)..... St. Joseph's
- Grant Taylor (215)..... California-Irvine

1981

- *Jeff Lamp (15)..... Virginia
- *Darnell Valentine (16)..... Kansas
- Brian Jackson (26)..... Utah State
- Derek Holcomb (50)..... Illinois
- *Petur Gudmundsson (61)..... Washington
- *Peter Verhoeven (85)..... Fresno State
- Herb Andrew (107)..... South Alabama
- Roshern Amie (131)..... Texas-El Paso
- Julius Wayne (153)..... Texas-El Paso
- John Smith (176)..... St. Joseph's
- Sid Williams (196)..... San Jose State
- Steve Cochran (217)..... Lewis & Clark

1980

- Ron Lester (10)..... Iowa
- David Lawrence (32)..... McNeese State
- Bruce Collins (33)..... Weber State
- *Michael Harper (56)..... North Park
- Kelvin Henderson (79)..... St. Louis
- Larry Belin (102)..... New Mexico
- Perry Mirkovich (125)..... Lethbridge (Canada)
- Greg Sims (148)..... UCLA
- John Stroeder (168)..... Montana
- Rick Boucher (188)..... Maine
- Dave Kupel..... Yeshiva

1979

- *Jim Paxson (12)..... Dayton
- Andy Fields (40)..... Cheyney State
- Mickey Fox (56)..... St. Mary's (Can.)
- Darryl Robinson (78)..... Appalachian St.NC
- Matt White (100)..... Pennsylvania
- Ray Ellis (120)..... Pepperdine
- Jeff Tropf (140)..... Central Michigan
- Willie Pounds (159)..... Chaminade
- Stan Eckwood (177)..... Harding
- Kelvin Small (195)..... Oregon

1978

- *Mychal Thompson (1)..... Minnesota
- *Ron Brewer (7)..... Arkansas
- Keith Herron (24)..... Villanova
- *Clemson Johnson (44)..... Florida A&M
- Sterling Edmunds (66)..... Dartmouth
- No selection - traded

- Clay Johnson (110)..... Missouri
- Tim Evans (131)..... Puget Sound
- Walter Reason (152)..... Pacific OR
- Mark Wickman (170)..... Linfield
- Paul Cozens (186)..... George Fox
- Tim Warkentin (202)..... Biola

1977

- Rich Laurel (19)..... Hofstra
- *Kim Anderson (28)..... Missouri
- *T.R. Dunn (41)..... Alabama
- Rickey Brown (63)..... Alabama
- Greg White (85)..... USC
- Donn Wilber (107)..... LaSalle
- Myron Jordan (128)..... Pacific CA
- Don Smith (148)..... Oregon State
- Harold Rhodes (167)..... Washington State

1976

- *Wally Walker (5)..... Virginia
- Major Jones (20)..... Albany State
- *Johnny Davis (22)..... Dayton
- Jeff Tyson (39)..... Western Michigan
- David Everett (56)..... Grand Canyon
- Gary Redding (73)..... Auburn
- No selection - traded
- Al DeWitt (109)..... Weber State
- Brant Gibbler (127)..... Puget Sound
- Rob Torresdal (145)..... Linfield
- Marcus Leite (163)..... Pepperdine

1975

- *Lionel Hollins (6)..... Arizona State
- *Bob Gross (25)..... Long Beach State
- Tom Roy (42)..... Maryland
- Gus Gerard (50)..... Virginia
- Phil Hicks (61)..... Tulane
- Maurice Presley (78)..... Houston
- Gerald Willett (97)..... Oregon
- Steve Fields (114)..... Miami OH
- Charlie Neal (133)..... Oregon State
- Quentin Braxton (149)..... Portland
- Tyree Foster (166)..... Portland State

1974

- *Bill Walton (1)..... UCLA
- Jan Van Breda Kolff (20)..... Vanderbilt
- *Phil Lumpkin (34)..... Miami OH
- Rubin Collins (36)..... Maryland-East Shore
- No selection - traded
- Mickey Johnson (56)..... Aurora
- Bernard Hardin (74)..... New Mexico
- *Dan Anderson (92)..... USC
- Doug Richards (110)..... Brigham Young
- Eldridge Broussard (128)..... Pacific OR
- Lee Haven (146)..... Colorado
- Ron Jones (163)..... Oregon State

1973

- Barry Parkhill (15)..... Virginia
- No selection - traded
- No selection - traded
- William Averitt (55)..... Pepperdine
- Fran Costello (71)..... Providence
- Neal Jurgenson (89)..... Oregon State
- Larry Hollifield (105)..... UCLA
- Lindell Reason (123)..... Eastern Michigan
- Mike Contreras (139)..... Arizona State
- Sam Whitehead (154)..... Oregon State
- Ed Payne (167)..... Wake Forest
- Rick Holdt (177)..... North Carolina St.



Trail Blazers in the NBA Draft

1972

1. *LaRue Martin (1) Loyola (Chicago)
2. *Bob Davis (14) Weber State
2. *Dave Twardzik (26) Old Dominion
2. *Ollie Johnson (30) Temple
3. *Lloyd Neal (31) Tennessee State
4. Gary Stewart (48) Canisius
5. Mike Reid (64) Calif.-Riverside
6. Joe Gaines (81) Belmont TN
7. Bob Lynn (98) Long Beach State
8. Reuben Vance (114) Kent State
9. Scott McCandlish (130) Virginia
10. Kresimir Cosic (144) Brigham Young
11. Jimmy Wilkins (157) San Diego State
13. Larry Morris (175) Tulsa
14. Paul Kelley (181) Shaw
15. Rich Haubegger (188) Wake Forest
16. Mose Adolph (193) Los Angeles State

1971

1. *Sidney Wicks (2) UCLA
2. *Charles Yelverton (25) Fordham
2. Rick Fisher (27) Colorado State
3. *Larry Steele (37) Kentucky
3. *Bill Smith (42) Syracuse
4. Bobby Fields (54) LaSalle
5. Hector Blondet (71) Murray State

6. Jim Day (88) Morehead State
7. Gene Knolle (105) Texas Tech
8. John Sutter (122) Tulane
9. Gene Kennedy (139) Texas Christian
10. Greg Starrick (155) Southern Illinois
11. Howard Buford (171) Gonzaga
12. Don Sechler (185) Delaware Valley

1970

1. *Geoff Petrie (8) Princeton
2. *Walt Glimore (25) Ft. Valley State
3. Bill Cain (42) Iowa State
4. Jim Penix (59) Bowling Green
5. *Ron Knight (76) Los Angeles State
6. George Janky (93) Dayton
7. *Claude English (110) Rhode Island
8. Doug Boyd (127) Texas Christian
9. Bill Gaskins (144) Oregon
10. Israel Oliver (161) Elizabeth City St.
11. Don McClemore (176) Bowling Green
12. Paul Adams (188) Central Washington
13. Alex Boyd (199) Nevada-Reno
14. Frank Lotheridge (208) Pan American
15. John Canady (218) Miami FL
16. Doug Williams (226) St. Mary's CA
18. Bruce Butchko (235) Southern Illinois
19. Mark Gabriel (243) Hanover

Trail Blazers in 1970 Expansion Draft

Rick Adelman San Diego Rockets
 Jerry Chambers Phoenix Suns
 LeRoy Ellis Baltimore Bullets
 Fred Hetzel Philadelphia 76ers
 Joe Kennedy Seattle SuperSonics
 Ed Manning Chicago Bulls

Stan McKenzie Phoenix Suns
 Dorie Murrey Seattle SuperSonics
 Pat Riley San Diego Rockets
 Dale Schlueter San Francisco Warriors
 Larry Siegfried Boston Celtics

Coin Flips for 1st Round Draft Choices

YEAR	TEAMS	COIN CALL	RESULT	FIRST PICK	SECOND PICK
1966	New York-Detroit	Detroit-Tails	Heads	Cazzie Russell	Dave Bing
1967	Baltimore-Detroit	Baltimore-Tails	Heads	Jimmy Walker	Earl Monroe
1968	Baltimore-San Diego	San Diego-Heads	Heads	Elvin Hayes	Wes Unseld
1969	Milwaukee-Phoenix	Phoenix-Heads	Tails	Lew Alcindor	Neal Walk
1970	Detroit-San Diego	San Diego-Heads	Tails	Bob Lanier	Rudy Tomjanovich
1971	* Cleveland-Portland	Portland-Heads	Tails	Austin Carr	Sidney Wicks
1972	Buffalo-Portland	Portland-Tails	Tails	LaRue Martin	Bob McAdoo
1973	** Philadelphia-Portland	Philadelphia-Tails	Tails	Doug Collins	JimBrewer-Cleveland
1974	Philadelphia-Portland	Philadelphia-Heads	Tails	Bill Walton	Marvin Barnes
1975	Atlanta-Los Angeles	Atlanta-Tails	Tails	David Thompson	David Meyers
1976	Atlanta-Chicago	Atlanta-Heads	Heads	John Lucas-Houston	Scott May
1977	Kansas City-Milwaukee	Kansas City-Heads	Tails	Kent Benson	Otis Birdsong
1978	*** Kansas City-Indiana	Kansas City-Heads	Tails	Mychal Thompson-Port.	Phil Ford
1979	Los Angeles-Chicago	Chicago-Heads	Tails	Magic Johnson	David Greenwood
1980	Boston-Utah	Utah-Heads	Tails	Joe Barry Carroll-G.S.	Darrell Griffith
1981	Detroit-Dallas	Detroit-Heads	Tails	Mark Aguirre	Isiah Thomas
1982	Los Angeles-San Diego	Los Angeles-Heads	Heads	James Worthy	Terry Cummings
1983	Houston-Indiana	Houston-Heads	Heads	Ralph Sampson	Steve Sipanovich
1984	Houston-Portland	Portland-Tails	Heads	Hakeem Olajuwon	Sam Bowie

* Portland paid Cleveland cash to not select Sidney Wicks with its first pick.

** Portland traded second choice (Jim Brewer) to Cleveland in exchange for John Johnson, Rick Roberson and an exchange of draft choices.

*** Indiana trades its first choice (Mychal Thompson) to Portland for Johnny Davis and Portland's third choice (Rick Robey).





SCHEDULE & RESULTS

1970-71 (29-53)

	Date	Opponent	Score	Record	Home	Road	Scoring Leader	Rebounding Leader
1.	10/16	Cleveland	115-112	W 1-0	1-0		31 Barnett	22 Ellis
2.	10/18	Boston	115-133	L 1-1	1-1		26 Barnett	14 Manning
3.	10/20	Cleveland	120-98	W 2-1	2-1		21 Ellis, Petrie	14 Manning
4.	10/23	@ Seattle	111-141	L 2-2		0-1	19 Petrie, McKenzie	8 Ellis
5.	10/24	@ San Francisco	115-118	L 2-3		0-2	38 Petrie	16 Ellis
6.	10/25	Chicago	116-131	L 2-4	2-2		26 Petrie	11 Ellis
7.	10/27	Buffalo	119-108	W 3-4	3-2		27 Petrie	26 Ellis
8.	10/30	Seattle	104-115	L 3-5	3-3		20 Barnett	16 Ellis
9.	10/31	Buffalo	107-102	W 4-5	4-3		38 Barnett	11 Ellis
10.	11/3	Los Angeles	108-128	L 4-6	4-4		18 Barnett	14 Manning
11.	11/5	Baltimore	135-131	W 5-6	5-4		30 Barnett	12 Ellis
12.	11/6	San Francisco	103-110	L 5-7	5-5		23 Petrie	16 Ellis
13.	11/8	New York	113-125	L 5-8	5-6		40 Barnett	12 Ellis
14.	11/10	Cincinnati	121-138	L 5-9	5-7		23 Barnett	14 Barnett
15.	11/11	@ Phoenix	100-114	L 5-10		0-3	27 Petrie	9 Ellis
16.	11/12	Cleveland	103-105	L 5-11	5-8		27 Barnett	12 Ellis
17.	11/14	Cleveland	126-116	W 6-11	6-8		29 Barnett	14 Ellis
18.	11/16	San Diego	118-136	L 6-12	6-9		24 Barnett	8 Halimon
19.	11/17	Buffalo	101-102	L 6-13	6-10		24 Petrie	19 Ellis
20.	11/18	Atlanta	146-131	W 7-13	7-10		34 Barnett	16 Ellis
21.	11/21	(n) Buffalo @Seattle	112-108	W 8-13	8-11		28 Ellis, Halimon	19 Ellis
22.	11/22	Milwaukee	104-126	L 8-14	8-11		17 McKenzie	12 Ellis
23.	11/24	@ Baltimore	104-156	L 8-15		0-4	22 Petrie	9 Halimon
24.	11/25	@ Boston	115-122	L 8-16		0-5	28 Petrie	11 Ellis
25.	11/27	@ Cleveland	111-102	W 9-16		1-5	20 Barnett	9 Ellis, Halimon
26.	11/28	@ Buffalo	95-111	L 9-17		1-6	23 Halimon	14 Schlueter
27.	11/29	@ Milwaukee	111-124	L 9-18		1-7	27 Petrie	25 Ellis
28.	12/1	San Diego	114-120	L 9-19	8-12		27 Barnett	17 Ellis
29.	12/4	Phoenix	121-126	L 9-20	8-13		33 Petrie	12 Schlueter
30.	12/6	@ Los Angeles	120-131	L 9-21		1-8	29 Ellis	17 Ellis
31.	12/8	@ New York	121-139	L 9-22		1-9	30 Petrie	21 Ellis
32.	12/9	@ Cleveland	109-102	W 10-22		2-9	25 Petrie, Barnett	9 Ellis, Schlueter
33.	12/11	@ Buffalo	120-105	W 11-22		3-9	25 Petrie	14 Ellis
34.	12/12	@ Atlanta	101-107	L 11-23		3-10	33 Barnett	9 Schlueter, Gregor
35.	12/15	Detroit	103-111	L 11-24	8-14		20 Barnett	17 Ellis
36.	12/18	(n) S.F. @ San Diego	118-122	L 11-25		3-11	23 Petrie	13 Ellis
37.	12/19	(n) S.D. @ Oakland	108-118	L 11-26		3-12	25 Ellis	10 Ellis
38.	12/20	Philadelphia	132-134 (ot)	L 11-27	8-15		31 Barnett	13 Barnett
39.	12/26	@ Phoenix	103-115	L 11-28		3-13	32 Petrie	11 Schlueter
40.	12/27	Boston	135-123	W 12-28	9-15		31 Petrie	15 Ellis
41.	1/1	@ Seattle	118-121	L 12-29		3-14	40 Petrie	9 Ellis, Schlueter
42.	1/2	Chicago	113-136	L 12-30	9-16		32 Petrie	11 Schlueter
43.	1/4	@ Cleveland	119-106	W 13-30		4-14	39 Petrie	13 Schlueter
44.	1/5	(n) Boston @ Phila.	124-120	W 14-30		5-14	28 Petrie	17 Schlueter
45.	1/6	@ Cincinnati	128-133 (ot)	L 14-31		5-15	32 Petrie	21 Schlueter
46.	1/8	@ Chicago	113-105	W 15-31		6-15	27 Petrie	11 Schlueter
47.	1/9	New York	114-96	W 16-31	10-16		32 Barnett	12 Ellis
48.	1/14	@ Buffalo	113-119	L 16-32		6-16	23 Petrie	15 Ellis
49.	1/19	@ Chicago	111-123	L 16-33		6-17	27 Ellis	10 Ellis
50.	1/20	@ Buffalo	106-126	L 16-34		6-18	35 Barnett	10 Schlueter
51.	1/22	@ Detroit	123-112	W 17-34		7-18	28 Petrie	13 Gregor
52.	1/23	@ Milwaukee	117-142	L 17-35		7-19	20 Schlueter	13 Schlueter
53.	1/24	@ Buffalo	111-123	L 17-36		7-20	28 Petrie	9 Gregor
54.	1/27	@ Cleveland	104-118	L 17-37		7-21	29 Petrie	13 Manning
55.	1/29	Phoenix	122-131	L 17-38	10-17		27 Barnett	17 Ellis
56.	1/31	@ Los Angeles	120-133	L 17-39		7-22	24 Barnett, Ellis	10 Gregor
57.	2/2	Milwaukee	123-111	W 18-39	11-17		27 Barnett	11 Gregor
58.	2/4	Atlanta	137-123	W 19-39	12-17		27 Ellis	17 Ellis
59.	2/5	San Francisco	123-117	W 20-39	13-17		25 Petrie	20 Ellis, Gregor
60.	2/7	Cleveland	112-103	W 21-39	14-17		24 Petrie	13 Halimon
61.	2/12	Seattle	137-125	W 22-39	15-17		43 Petrie	10 Ellis, Gregor
62.	2/16	Cincinnati (Eugene)	102-109	L 22-40	15-18		31 Petrie	16 Ellis
63.	2/17	@ Seattle	126-130	L 22-41		8-23	26 Petrie	13 Schlueter
64.	2/18	Los Angeles	114-136	L 22-42	15-19		36 Petrie	11 Ellis
65.	2/20	Philadelphia	105-118	L 22-43	15-20		33 Ellis	20 Ellis
66.	2/21	Cleveland	123-105	W 23-43	16-20		38 Petrie	11 Adelman
67.	2/23	@ Philadelphia	113-119	L 23-44		7-24	43 Petrie	13 Ellis
68.	2/24	@ Atlanta	107-118	L 23-45		7-25	26 Barnett	15 Schlueter
69.	2/26	@ Baltimore	97-114	L 23-46		7-26	28 Petrie	16 Schlueter
70.	2/27	@ New York	102-113	L 23-47		7-27	25 Petrie	11 Schlueter, Gregor
71.	3/2	@ Detroit	122-128	L 23-48		7-28	41 Petrie	12 Schlueter
72.	3/3	(n) Phila. @ Boston	104-120	L 23-49		7-29	19 Barnett	10 Ellis
73.	3/5	@ Cincinnati @ Omaha	111-117	L 23-50		7-30	25 Petrie	16 Gregor
74.	3/7	@ San Diego	121-135	L 23-51		7-31	40 Petrie	11 Ellis, Schlueter
75.	3/8	Buffalo	98-114	L 23-52	16-21		20 Petrie	9 Ellis, Schlueter
76.	3/11	Baltimore	136-118	W 24-52	17-21		30 Petrie	14 Gregor
77.	3/12	Detroit	129-133	L 24-53	17-22		33 Petrie	17 Ellis
78.	3/14	Buffalo	122-112	W 25-53	18-22		21 Petrie	17 Schlueter
79.	3/19	Seattle	135-128	W 26-53	*19-22		46 Petrie	18 Ellis
80.	3/20	@ Buffalo	132-129	W 27-53		8-31	31 Petrie	15 Ellis
81.	3/21	@ Cleveland	113-110	W 28-53		9-31	23 Petrie	12 Knight
82.	3/23	@ Cleveland	114-112	W 29-53		**10-31	37 Petrie	18 Ellis

(n) Neutral site *Includes 1-0 record at neutral sites. **Includes 1-3 record at neutral sites.



SCHEDULE & RESULTS

1971-72 (18-64)

	Date	Opponent	Score	Record	Home	Road	Scoring Leader	Rebounding Leader
1.	10/15	Seattle	88-119	L 0-1	0-1		22 McKenzie	12 Schlueter
2.	10/17	Milwaukee	94-127	L 0-2	0-2		23 Wicks	9 Wicks
3.	10/19	Detroit	99-101	L 0-3	0-3		25 McKenzie	11 Wicks
4.	10/23	Cincinnati	104-100	W 1-3	1-3		34 Wicks	15 Wicks
5.	10/26	Chicago	111-123	L 1-4	1-4		24 Wicks	15 Wicks
6.	10/29	Buffalo	119-120	L 1-5	1-5		28 Wicks	10 Smith
7.	11/4	@ Houston	112-110	W 2-5		1-0	31 Wicks	11 Wicks
8.	11/6	@ Boston	109-124	L 2-6		1-1	25 Wicks	13 Schlueter
9.	11/7	@ Cleveland	99-120	L 2-7		1-2	13 McCarter	11 Smith
10.	11/9	@ Buffalo	100-109	L 2-8		1-3	34 Wicks	12 Wicks
11.	11/10	@ Detroit	122-139	L 2-9		1-4	31 Wicks	8 Wicks, Gregor
12.	11/12	Cleveland	104-106	L 2-10	1-6		18 Schlueter	13 Schlueter
13.	11/13	Los Angeles	108-130	L 2-11	1-7		33 Wicks	12 Smith
14.	11/16	Milwaukee	105-125	L 2-12	1-8		20 Wicks	13 Smith
15.	11/18	@ Golden State	105-115	L 2-13		1-5	29 Wicks	10 Wicks, Yelverton
16.	11/19	Cleveland	118-105	W 3-13	2-8		31 McKenzie	15 Wicks
17.	11/20	Seattle	100-104	L 3-14	2-9		27 Wicks	9 Smith
18.	11/23	@ Chicago	94-130	L 3-15		1-6	23 Wicks	9 Smith, Wicks
19.	11/24	@ Cincinnati	112-114	L 3-16		1-7	29 McKenzie	17 Wicks
20.	11/26	@ Milwaukee	105-120	L 3-17		1-8	30 Wicks	11 Wicks
21.	11/27	@ Philadelphia	93-116	L 3-18		1-9	22 Wicks	12 Schlueter
22.	11/30	Phoenix	111-121 (ot)	L 3-19	2-10		23 Wicks	16 Schlueter
23.	12/1	@ Phoenix	103-139	L 3-20		1-10	27 Wicks	10 Gregor
24.	12/3	Golden State	115-107	W 4-20	3-10		35 Petrie	16 Schlueter
25.	12/5	@ Los Angeles	107-123	L 4-21		1-11	20 Gregor	16 Wicks
26.	12/7	@ Detroit	131-130 (ot)	W 5-21		2-11	36 Petrie	16 Wicks, Schlueter
27.	12/8	@ Baltimore	97-115	L 5-22		2-12	24 Wicks	10 Schlueter
28.	12/10	@ Buffalo	101-100 (ot)	W 6-22		3-12	28 Petrie	14 Wicks
29.	12/11	@ New York	102-134	L 6-23		3-13	16 McCarter	11 Schlueter
30.	12/14	Los Angeles	114-129	L 6-24	3-11		31 Wicks	19 Schlueter
31.	12/17	Philadelphia	127-126	W 7-24	4-11		28 Gregor	12 Wicks
32.	12/18	@ Seattle	105-107	L 7-25		3-14	28 Wicks	17 Wicks
33.	12/19	Detroit	114-113	W 8-25	5-11		26 Wicks	17 Wicks
34.	12/21	Houston	119-132	L 8-26	5-12		24 Wicks, McKenzie	14 Gregor
35.	12/23	New York	117-120	L 8-27	5-13		27 McKenzie	12 Wicks
36.	12/25	Chicago	88-109	L 8-28	5-14		24 Wicks	19 Schlueter
37.	12/27	@ Atlanta	121-135	L 8-29		3-15	23 Petrie	15 Schlueter
38.	12/28	@ Cleveland	111-112	L 8-30		3-16	26 Petrie	11 Wicks
39.	12/29	@ Milwaukee	84-123	L 8-31		3-17	18 Schlueter	12 Schlueter
40.	12/30	@ Chicago	92-117	L 8-32		3-18	23 Wicks	14 Wicks
41.	1/2	Buffalo	108-90	W 9-32	6-14		30 Wicks	13 Gregor
42.	1/4	Atlanta	91-103	L 9-33	6-15		22 Wicks	16 Schlueter
43.	1/6	@ Golden State	115-119	L 9-34		3-19	29 Wicks	19 Wicks
44.	1/7	Boston	114-120	L 9-35	6-16		24 Petrie	15 Gregor
45.	1/8	Cleveland	125-102	W 10-35	7-16		22 Petrie	19 Wicks
46.	1/11	Baltimore	114-106	W 11-35	8-16		25 Petrie, Gregor	17 Schlueter
47.	1/14	@ Buffalo	102-100	W 12-35		4-19	28 Wicks	11 Schlueter
48.	1/15	@ Chicago	100-120	L 12-36		4-20	21 Petrie	9 Gregor
49.	1/16	@ Milwaukee	97-126	L 12-37		4-21	25 Wicks	16 Wicks
50.	1/21	@ Philadelphia	122-136	L 12-38		4-22	30 Wicks	20 Schlueter
51.	1/22	@ Baltimore	99-116	L 12-39		4-23	19 Wicks	10 Wicks
52.	1/23	@ Boston	105-115	L 12-40		4-24	25 Wicks	13 Wicks
53.	1/25	@ Houston	104-118	L 12-41		4-25	30 Wicks	16 Wicks
54.	1/28	Golden State	102-105	L 12-42	8-17		25 Wicks	25 Wicks
55.	1/30	@ Los Angeles	131-153	L 12-43		4-26	22 McKenzie	11 Schlueter
56.	2/1	Phoenix	117-129	L 12-44	8-18		25 Petrie	18 Schlueter
57.	2/4	Houston	114-113	W 13-44	9-18		30 Wicks	9 Schlueter, Gregor
58.	2/5	Phoenix	117-118 (ot)	L 13-45	9-19		32 Wicks	16 Wicks
59.	2/6	@ Phoenix	94-107	L 13-46		4-27	33 Petrie	17 Schlueter
60.	2/8	Cincinnati	104-100	W 14-46	10-19		30 Petrie	12 Schlueter
61.	2/11	Philadelphia	110-106	W 15-46	11-19		28 Wicks	7 Schlueter, Steele
62.	2/12	@ Seattle	97-125	L 15-47		4-28	21 Wicks	9 Imhoff
63.	2/13	Seattle	117-127 (ot)	L 15-48	11-20		32 Wicks	14 Schlueter
64.	2/15	Boston	104-111	L 15-49	11-21		30 Wicks	12 Schlueter
65.	2/18	@ Los Angeles	114-125	L 15-50		4-29	24 Adelman	11 Wicks
66.	2/19	Los Angeles	94-115	L 15-51	11-22		23 Wicks	22 Wicks
67.	2/20	@ Seattle	105-109	L 15-52		4-30	24 Wicks	15 Wicks
68.	2/22	@ New York	105-122	L 15-53		4-31	21 Wicks, Petrie	9 Schlueter
69.	2/23	@ Cincinnati	106-110	L 15-54		4-32	30 Wicks	13 Schlueter
70.	2/25	@ Cleveland	104-113	L 15-55		4-33	29 Petrie	12 Wicks
71.	2/27	@ Atlanta	110-113	L 15-56		4-34	32 Wicks	15 Schlueter
72.	2/29	Chicago	92-116	L 15-57	11-23		20 Wicks, Petrie	13 Wicks
73.	3/3	Baltimore	80-90	L 15-58	11-24		28 Wicks	20 Schlueter
74.	3/4	Atlanta	101-120	L 15-59	11-25		24 Wicks	12 Wicks
75.	3/7	Buffalo	98-94	W 16-59	12-25		24 Wicks	13 Schlueter
76.	3/9	(n) Houston @ Seattle	111-114	L 16-60	12-26		30 Wicks	14 Wicks
77.	3/14	Milwaukee	98-109	L 16-61	12-27		28 Wicks	8 Wicks
78.	3/16	@ Golden State	94-107	L 16-62		4-35	28 Wicks	16 Wicks
79.	3/17	Golden State	114-109	W 17-62	13-27		39 Petrie	23 Wicks
80.	3/18	New York	133-86	W 18-62	*14-27		30 Wicks	14 Schlueter
81.	3/21	@ Phoenix	128-160	L 18-63		4-36	31 Wicks	7 Wicks, Schlueter
82.	3/26	@ Houston	109-131	L 18-64		4-37	26 Petrie	16 Schlueter

(n) Neutral site game *Includes 0-1 record at neutral site.

HISTORY



SCHEDULE & RESULTS

1972-73 (21-61)

	Date	Opponent	Score	Record	Home	Road	Scoring Leader	Rebounding Leader
1.	10/13	Seattle	84-92	L 0-1	0-1		26 Wicks	15 Neal
2.	10/14	Phoenix	120-124	L 0-2	0-2		30 Petrie	14 Wicks
3.	10/17	Milwaukee	111-108	W 1-2	1-2		33 Wicks	14 Wicks
4.	10/20	@ Los Angeles	104-126	L 1-3		0-1	16 Adelman,Dischinger	13 Wicks
5.	10/21	Golden State	97-104	L 1-4	1-3		28 Wicks	17 Neal
6.	10/22	@ Seattle	119-120 (ot)	L 1-5		0-2	29 Petrie	14 Neal, O.Johnson
7.	10/24	Atlanta	110-118	L 1-6	1-4		31 Wicks	12 Neal
8.	10/27	Chicago	95-118	L 1-7	1-5		30 Petrie	11 Neal, Martin
9.	10/29	Detroit	111-119	L 1-8	1-6		31 Wicks	16 Wicks
10.	11/2	@ Golden State	104-118	L 1-9		0-3	30 Wicks	15 Wicks
11.	11/4	Los Angeles	120-134	L 1-10	1-7		26 Wicks, Petrie	16 Neal
12.	11/6	New York	95-111	L 1-11	1-8		21 Wicks	12 O.Johnson
13.	11/12	K.C.-Omaha	102-100	W 2-11	2-8		29 Neal	13 Wicks
14.	11/14	Cleveland	100-91	W 3-11	3-8		27 Wicks	18 Neal
15.	11/17	Golden State	105-97	W 4-11	4-8		25 Wicks, Petrie	16 Wicks
16.	11/18	Seattle	100-102	L 4-12	4-9		27 Wicks	17 Neal
17.	11/21	@ New York	80-108	L 4-13		0-4	17 O.Johnson	12 Neal, O.Johnson
18.	11/22	@ Boston	107-126	L 4-14		0-5	23 Wicks	15 Wicks
19.	11/25	@ Philadelphia	117-106	W 5-14		1-5	30 Wicks	20 Neal
20.	11/26	@ Cleveland	105-102	W 6-14		2-5	27 Petrie	13 Wicks
21.	11/28	@ Detroit	116-120	L 6-15		2-6	39 Petrie	10 Neal
22.	11/29	@ K.C.-Omaha	102-110	L 6-16		2-7	23 Petrie	15 Neal
23.	12/2	Atlanta	103-106	L 6-17	4-10		30 Petrie	15 Wicks
24.	12/5	@ Atlanta	121-122	L 6-18		2-8	39 Petrie	14 Neal
25.	12/6	@ Baltimore	102-115	L 6-19		2-9	36 Petrie	17 Neal
26.	12/8	@ Houston	108-114	L 6-20		2-10	34 Petrie	12 Neal
27.	12/9	@ Phoenix	97-116	L 6-21		2-11	20 C.Davis	16 Neal
28.	12/10	@ Los Angeles	101-137	L 6-22		2-12	18 Petrie	6 Neal,G.Smith,O.Johnson
29.	12/12	Milwaukee	94-115	L 6-23	4-11		17 C.Davis	11 Neal
30.	12/15	@ Seattle	96-95	W 7-23		3-12	29 Petrie	13 Neal, Wicks
31.	12/16	Boston	116-123	L 7-24	4-12		38 Petrie	10 Wicks
32.	12/18	@ K.C. Omaha	95-113	L 7-25		3-13	23 Wicks	11 Neal
33.	12/19	@ Chicago	109-100	W 8-25		4-13	31 Wicks	22 Wicks
34.	12/20	@ Milwaukee	104-123	L 8-26		4-14	32 Wicks	10 Wicks, Neal
35.	12/22	Chicago	97-127	L 8-27	4-13		24 Petrie	7 Wicks, G.Smith
36.	12/25	Seattle	116-113	W 9-27	5-13		38 Wicks	11 G.Smith
37.	12/26	@ Los Angeles	92-116	L 9-28		4-15	17 Wicks	17 Wicks
38.	12/29	@ Phoenix	99-106	L 9-29		4-16	32 Wicks	11 Wicks
39.	12/30	Phoenix	104-107	L 9-30	5-14		33 Wicks	13 Wicks, Martin
40.	1/2	K.C.-Omaha	104-87	W 10-30	6-14		23 Wicks	17 Neal
41.	1/4	@ Golden State	83-108	L 10-31		4-17	22 Wicks	15 Wicks
42.	1/5	Philadelphia	135-102	W 11-31	7-14		29 Petrie	22 Wicks
43.	1/7	Detroit	96-101	L 11-32	7-15		35 Petrie	18 Wicks
44.	1/9	Baltimore	93-105	L 11-33	7-16		30 Petrie	21 Neal
45.	1/12	@ Buffalo	100-120	L 11-34		4-18	25 Wicks	17 Neal
46.	1/15	@ Detroit	101-112	L 11-35		4-19	29 Wicks	14 Neal, Wicks
47.	1/16	@ Chicago	89-100	L 11-36		4-20	21 Petrie	12 Neal
48.	1/17	@ Boston	99-117	L 11-37		4-21	20 Petrie	14 Wicks
49.	1/19	@ Milwaukee	105-108	L 11-38		4-22	31 Wicks	16 Neal
50.	1/20	@ Houston	130-115	W 12-38		5-22	51 Petrie	15 Wicks
51.	1/26	Phoenix	116-120	L 12-39	7-17		33 Wicks	12 Wicks
52.	1/27	@ Phoenix	117-109	W 13-39		6-22	33 Petrie	13 Martin
53.	1/30	Houston	120-123	L 13-40	7-18		28 Wicks	12 Neal
54.	2/3	K.C.-Omaha	97-105	L 13-41	7-19		26 Wicks	15 Wicks
55.	2/6	Seattle	117-118	L 13-42	7-20		31 Wicks	13 Wicks
56.	2/8	@ Golden State	111-123	L 13-43		6-23	42 Petrie	15 Neal
57.	2/9	Philadelphia	116-105	W 14-43	8-20		33 Neal	13 Neal, Wicks
58.	2/11	Baltimore	97-102	L 14-44	8-21		30 Petrie	14 Neal
59.	2/13	Buffalo	120-100	W 15-44	9-21		25 Petrie	18 Neal
60.	2/16	Boston	105-112	L 15-45	9-22		31 Petrie	15 Neal
61.	2/17	Los Angeles	103-110	L 15-46	9-23		27 Petrie	22 Neal
62.	2/18	@ Phoenix	119-118	W 16-46		7-23	23 Petrie	12 Neal
63.	2/20	@ New York	106-110	L 16-47		7-24	31 Wicks	10 Neal
64.	2/23	@ Cleveland	102-121	L 16-48		7-25	22 Petrie	10 Wicks,Neal,Dischinger
65.	2/24	@ Baltimore	110-128	L 16-49		7-26	25 Wicks	10 Wicks
66.	2/25	@ Philadelphia	111-115	L 16-50		7-27	30 Wicks	12 Neal
67.	2/27	Chicago	110-125	L 16-51	9-24		26 Petrie	8 Wicks
68.	3/2	Cleveland	106-92	W 17-51	10-24		27 Wicks	18 Neal
69.	3/4	Detroit	109-113	L 17-52	10-25		24 Petrie, Neal	18 Neal
70.	3/6	Los Angeles	102-114	L 17-53	10-26		26 Wicks	17 Neal, Wicks
71.	3/8	@ Atlanta	129-135	L 17-54		7-28	22 Petrie	9 Neal
72.	3/9	@ Milwaukee	96-116	L 17-55		7-29	14 Wicks, Steele	11 G.Smith
73.	3/10	@ Buffalo	101-106	L 17-56		7-30	33 Wicks	11 Wicks, Neal
74.	3/13	Golden State	101-109	L 17-57	10-27		33 Petrie	16 Wicks
75.	3/16	Houston	141-128	W 18-57	11-27		51 Petrie	9 Neal
76.	3/18	New York	99-96	W 19-57	12-27		34 Petrie	18 Wicks
77.	3/19	@ K.C.-Omaha	105-106	L 19-58		7-31	26 Wicks	11 Neal
78.	3/20	@ Chicago	109-123	L 19-59		7-32	32 Petrie	13 Neal
79.	3/21	@ Detroit	109-122	L 19-60		7-33	27 Wicks	9 Wicks
80.	3/23	@ Seattle	118-112	W 20-60		8-33	41 Petrie	20 Neal
81.	3/25	Buffalo	113-107 (ot)	W 21-60	13-27		39 Petrie	12 G.Smith
82.	3/26	Milwaukee	99-118	L 21-61	13-28		29 Petrie	10 G.Smith, Neal



SCHEDULE & RESULTS

1973-74 (27-55)

	Date	Opponent	Score	Record	Home	Road	Scoring Leader	Rebounding Leader
1.	10/13	Capital	132-87	W 1-0	1-0		29 Petrie	17 Roberson
2.	10/19	K.C.-Omaha	111-99	W 2-0	2-0		25 Petrie	11 Wicks
3.	10/20	Seattle	123-108	W 3-0	3-0		32 Petrie	15 Neal
4.	10/23	@ Cleveland	96-103	L 3-1		0-1	22 Wicks	16 Neal
5.	10/24	@ Philadelphia	110-132	L 3-2		0-2	26 Petrie	12 Wicks
6.	10/26	Atlanta	127-110	W 4-2	4-0		30 Wicks	14 Wicks
7.	10/27	Detroit	98-111	L 4-3	4-1		37 Petrie	8 Neal
8.	10/28	@ Los Angeles	98-111	L 4-4		0-3	19 Neal, Layton	23 Neal
9.	10/30	Los Angeles	114-112	W 5-4	5-1		26 Petrie	15 Roberson
10.	11/3	New York	107-100	W 6-4	6-1		21 Neal, Wicks	13 Roberson
11.	11/9	Buffalo	122-108	W 7-4	7-1		31 Wicks	16 Roberson
12.	11/10	Chicago	104-106	L 7-5	7-2		27 Petrie	17 Roberson
13.	11/13	@ Milwaukee	100-108	L 7-6		0-4	23 Petrie	13 Roberson
14.	11/14	@ Detroit	111-108	W 8-6		1-4	36 Petrie	14 Roberson
15.	11/15	@ Atlanta	114-123	L 8-7		1-5	40 Petrie	12 J.Johnson
16.	11/17	@ Houston	96-87	W 9-7		2-5	23 Wicks	13 Wicks
17.	11/20	@ Chicago	101-106	L 9-8		2-6	29 Petrie	9 Roberson
18.	11/22	Seattle	131-125	W 10-8	8-2		43 Petrie	10 J.Johnson
19.	11/23	@ Seattle	106-127	L 10-9		2-7	16 Wicks	8 J.Johnson
20.	11/24	Los Angeles	108-125	L 10-10	8-3		27 Petrie	15 Wicks
21.	11/25	@ Los Angeles	109-137	L 10-11		2-8	23 Roberson	10 Neal
22.	11/29	@ Golden State	89-119	L 10-12		2-9	26 Wicks	10 Steele
23.	11/30	Phoenix	99-107	L 10-13	8-4		24 J.Johnson	12 J.Johnson
24.	12/1	Los Angeles	134-115	W 11-13	9-4		31 J.Johnson	14 Neal
25.	12/4	@ New York	100-113	L 11-14		2-10	28 Petrie	10 Roberson
26.	12/5	@ Buffalo	110-114	L 11-15		2-11	24 Wicks, Roberson	11 Roberson
27.	12/7	@ Milwaukee	86-116	L 11-16		2-12	21 Petrie	9 Neal
28.	12/8	@ Detroit	91-106	L 11-17		2-13	19 Steele	22 Wicks
29.	12/11	Capital	82-87	L 11-18	9-5		22 Wicks	19 Roberson
30.	12/13	@ Phoenix	119-108	W 12-18		3-13	25 Petrie	10 J.Johnson
31.	12/14	Golden State	109-101	W 13-18	10-5		25 Wicks	12 Roberson
32.	12/16	Milwaukee	98-121	L 13-19	10-6		26 J.Johnson	10 J.Johnson
33.	12/18	Phoenix	133-117	W 14-19	11-6		37 Petrie	15 Roberson
34.	12/21	Boston	120-124 (ot)	L 14-20	11-7		38 Petrie	12 J.Johnson, Wicks
35.	12/22	Philadelphia	110-105	W 15-20	12-7		26 Petrie	10 Wicks
36.	12/27	@ Golden State	118-117	W 16-20		4-13	31 Petrie	8 Roberson
37.	12/28	@ Seattle	93-110	L 16-21		4-14	25 Petrie	11 Wicks
38.	12/30	Chicago	99-92	W 17-21	13-7		24 J.Johnson	15 Roberson
39.	1/1	Buffalo	119-120	L 17-22	13-8		39 Petrie	14 Roberson
40.	1/4	Houston	113-119	L 17-23	13-9		32 J.Johnson	10 Roberson
41.	1/6	Golden State	106-105	W 18-23	14-9		26 Petrie, Wicks	14 Wicks
42.	1/8	K.C.-Omaha	129-110	W 19-23	15-9		27 Petrie, Wicks	15 Roberson
43.	1/13	@ K.C.-Omaha	99-103	L 19-24		4-15	23 Petrie	14 Wicks
44.	1/17	@ Atlanta	99-126	L 19-25		4-16	23 Wicks	11 Wicks
45.	1/19	@ Milwaukee	106-121	L 19-26		4-17	27 Wicks	7 Wicks
46.	1/20	@ Chicago	97-99	L 19-27		4-18	21 Wicks	8 Martin
47.	1/22	@ K.C.-Omaha	96-103	L 19-28		4-19	26 Wicks	10 Roberson
48.	1/23	@ Detroit	95-121	L 19-29		4-20	22 Verga	9 Wicks
49.	1/25	Cleveland	84-87	L 19-30	15-10		31 Wicks	14 Roberson
50.	1/29	Milwaukee	106-126	L 19-31	15-11		25 Wicks	14 Roberson
51.	1/31	@ Phoenix	100-112	L 19-32		4-21	38 Wicks	12 Wicks
52.	2/2	Seattle	102-97	W 20-32	16-11		26 Wicks	14 Wicks
53.	2/3	@ Los Angeles	91-124	L 20-33		4-22	24 Wicks	12 Wicks
54.	2/5	Detroit	102-104	L 20-34	16-12		27 Petrie	13 Roberson
55.	2/6	@ Seattle	94-107	L 20-35		4-23	28 Petrie	9 Roberson
56.	2/8	K.C.-Omaha	99-104	L 20-36	16-13		25 Wicks	14 Roberson
57.	2/10	Houston	106-112	L 20-37	16-14		27 J.Johnson	16 Roberson
58.	2/12	Phoenix	113-104	W 21-37	17-14		37 Roberson	10 Roberson
59.	2/15	Boston	104-106	L 21-38	17-15		27 Roberson, Fryer	16 Roberson
60.	2/16	Cleveland	101-106	L 21-39	17-16		22 Wicks	13 Wicks
61.	2/17	@ Phoenix	100-112	L 21-40		4-24	23 Wicks	11 Wicks
62.	2/19	@ New York	116-119 (ot)	L 21-41		4-25	34 Wicks	18 Roberson
63.	2/20	@ Capital	101-116	L 21-42		4-26	26 Wicks, Petrie	11 Wicks
64.	2/22	@ Chicago	100-117	L 21-43		4-27	22 Petrie	11 Wicks
65.	2/24	@ Houston	115-133	L 21-44		4-28	23 Petrie	7 Steele
66.	2/26	Philadelphia	110-118	L 21-45	17-17		32 Petrie	13 Roberson
67.	2/28	@ Golden State	109-129	L 21-46		4-29	32 Petrie	10 Roberson
68.	3/1	Chicago	95-91	W 22-46	18-17		33 Petrie	13 Neal
69.	3/3	Detroit	95-99	L 22-47	18-18		32 Petrie	12 Neal
70.	3/6	Los Angeles	107-102	W 23-47	19-18		28 Wicks	17 Neal
71.	3/9	@ Capital	103-106	L 23-48		4-30	22 Petrie	10 J.Johnson
72.	3/10	@ Buffalo	112-122	L 23-49		4-31	26 Petrie	12 Roberson
73.	3/12	@ Boston	93-110	L 23-50		4-32	32 J.Johnson	17 Roberson
74.	3/15	New York	107-105	W 24-50	20-18		29 Petrie	12 Wicks
75.	3/16	Atlanta	128-127	W 25-50	21-18		37 Petrie	10 Roberson
76.	3/18	@ K.C.-Omaha	105-114	L 25-51		4-33	31 Petrie	13 Roberson
77.	3/19	@ Cleveland	103-107	L 25-52		4-34	34 Petrie	12 J.Johnson
78.	3/20	@ Philadelphia	113-106	W 26-52		5-34	43 Petrie	13 J.Johnson
79.	3/22	@ Boston	118-126	L 26-53		5-35	23 Petrie	14 J.Johnson
80.	3/24	Milwaukee	110-120	L 26-54	21-19		26 Steele	10 Wicks
81.	3/26	@ Golden State	120-143	L 26-55		5-36	32 Petrie	13 J.Johnson
82.	3/27	Golden State	132-122	W 27-55	22-19		30 Wicks	13 Neal

HISTORY



SCHEDULE & RESULTS

1974-75 (38-44)

	Date	Opponent	Score	Record	Home	Road	Scoring Leader	Rebounding Leader
1.	10/18	Cleveland	131-129 (4ot)	W 1-0	1-0		29 Wicks,J.Johnson	24 Walton
2.	10/19	Detroit	99-122	L 1-1	1-1		27 J.Johnson	13 Walton
3.	10/22	@ Golden State	107-106	W 2-1		1-0	27 Petrie	20 Walton
4.	10/23	@ Seattle	97-107	L 2-2		1-1	24 Petrie	17 Walton
5.	10/25	Golden State	97-99	L 2-3	1-2		27 Wicks	25 Walton
6.	10/27	Seattle	120-94	W 3-3	2-2		28 J.Johnson	17 Walton
7.	10/29	LA Lakers	102-105	L 3-4	2-3		24 Wicks	16 Walton
8.	11/1	Buffalo	113-106	W 4-4	3-3		27 Wicks	14 Walton
9.	11/3	Golden State	100-109	L 4-5	3-4		21 Wicks	21 Walton
10.	11/6	@ Boston	110-128	L 4-6		1-2	26 Wicks	11 Walton
11.	11/8	@ Philadelphia	89-105	L 4-7		1-3	23 Wicks	12 Walton
12.	11/9	@ Atlanta	119-115	W 5-7		2-3	28 Petrie	11 Walton
13.	11/10	@ New Orleans	101-102	L 5-8		2-4	25 Walton	16 Walton
14.	11/12	New York	105-103	W 6-8	4-4		26 J.Johnson	12 Wicks
15.	11/14	Atlanta	104-92	W 7-8	5-4		22 Petrie	16 J.Johnson
16.	11/16	LA Lakers	112-99	W 8-8	6-4		26 Wicks	15 Neal
17.	11/19	Chicago	98-92 (ot)	W 9-8	7-4		25 Wicks	18 Wicks
18.	11/22	Washington	109-117	L 9-9	7-5		22 Wicks	10 Walton
19.	11/23	Seattle	110-117	L 9-10	7-6		20 Petrie	16 Neal
20.	11/27	Houston	111-97	W 10-10	8-6		32 J.Johnson	17 Neal
21.	11/28	@ Phoenix	88-85	W 11-10		3-4	29 Wicks	17 Wicks
22.	11/30	New Orleans	117-85	W 12-10	9-6		23 J.Johnson, Neal	15 Neal
23.	12/3	@ Chicago	91-96	L 12-11		3-5	21 J.Johnson	20 Wicks
24.	12/4	@ Washington	87-114	L 12-12		3-6	23 Wicks	12 Wicks
25.	12/6	@ Buffalo	105-114	L 12-13		3-7	24 J.Johnson	13 J.Johnson
26.	12/7	@ New York	112-120	L 12-14		3-8	37 Petrie	11 Neal
27.	12/10	Atlanta	103-107	L 12-15	9-7		27 Petrie	16 Martin
28.	12/11	@ Phoenix	100-104	L 12-16		3-9	31 Wicks	10 J.Johnson
29.	12/15	LA Lakers	100-97	W 13-16	10-7		24 Wicks,Clemens	15 Wicks
30.	12/17	Milwaukee	119-103	W 14-16	11-7		25 Wicks	19 Wicks
31.	12/21	Detroit	108-97	W 15-16	12-7		27 Wicks,J.Johnson	9 Wicks,Martin
32.	12/22	@ LA Lakers	102-115	L 15-17		3-10	27 J.Johnson	16 Wicks
33.	12/26	@ Golden State	101-112	L 15-18		3-11	23 Wicks	12 Wicks,Neal
34.	12/29	K.C.-Omaha	99-103	L 15-19	12-8		25 Wicks	11 Neal
35.	1/1	Boston	94-108	L 15-20	12-9		23 Wicks	17 Wicks
36.	1/3	Seattle	93-98	L 15-21	12-10		24 Wicks	14 Wicks
37.	1/5	New Orleans	111-102	W 16-21	13-10		24 Wicks	19 Wicks
38.	1/7	New York	106-92	W 17-21	14-10		22 Neal	14 Wicks
39.	1/10	@ Phoenix	113-110	W 18-21		4-11	33 Wicks	11 Wicks
40.	1/16	@ Cleveland	81-89	L 18-22		4-12	17 Petrie	9 Wicks
41.	1/17	@ Houston	127-106	W 19-22		5-12	27 Petrie	11 Walton
42.	1/19	@ Milwaukee	108-122	L 19-23		5-13	31 Wicks	14 Wicks
43.	1/21	@ K.C.-Omaha	106-109	L 19-24		5-14	20 Steele	12 Wicks
44.	1/22	@ Detroit	94-96	L 19-25		5-15	25 Walton	11 Walton
45.	1/24	Philadelphia	119-97	W 20-25	15-10		18 Petrie	13 Walton
46.	1/25	@ Golden State	109-114 (ot)	L 20-26		5-16	22 Petrie,Wicks	20 Walton
47.	1/26	Golden State	128-113	W 21-26	16-10		29 Petrie	12 Walton
48.	1/28	Phoenix	115-107	W 22-26	17-10		36 Wicks	13 Walton
49.	1/31	@ Seattle	103-106	L 22-27		5-17	22 Petrie	16 Walton,Wicks
50.	2/1	Seattle	91-93	L 22-28	17-11		19 Neal	15 Walton
51.	2/4	@ Chicago	90-102	L 22-29		5-18	21 J.Johnson	13 Walton
52.	2/5	@ K.C.-Omaha	82-90	L 22-30		5-19	20 Petrie	14 Walton
53.	2/6	@ Cleveland	90-98	L 22-31		5-20	25 Petrie,Wicks	8 Martin
54.	2/8	Washington	100-96	W 23-31	18-11		26 J.Johnson	11 Walton
55.	2/9	Houston	92-100	L 23-32	18-12		20 Wicks	9 Walton
56.	2/14	@ Seattle	90-88	W 24-32		6-20	20 J.Johnson	13 Wicks
57.	2/15	Boston	100-102	L 24-33	18-13		26 J.Johnson	10 Neal
58.	2/18	@ Houston	83-107	L 24-34		6-21	18 Wicks	10 Walton
59.	2/20	@ New Orleans	102-114	L 24-35		6-22	25 Wicks	12 Neal
60.	2/21	@ Buffalo	106-116	L 24-36		6-23	23 Wicks	6 Neal
61.	2/23	@ Washington	98-113	L 24-37		6-24	21 Neal	11 Neal
62.	2/25	Philadelphia	99-77	W 25-37	19-13		25 Wicks	15 Wicks
63.	2/26	@ LA Lakers	117-116 (2ot)	W 26-37		7-24	27 Neal	27 Wicks
64.	3/1	Golden State	122-86	W 27-37	20-13		28 Neal	14 Wicks,Neal
65.	3/4	Cleveland	117-98	W 28-37	21-13		24 Wicks	13 Neal
66.	3/7	Phoenix	120-98	W 29-37	22-13		35 Wicks	13 Wicks
67.	3/8	Chicago	88-82	W 30-37	23-13		29 Petrie	14 Neal
68.	3/12	@ Philadelphia	88-91	L 30-38		7-25	25 Wicks	13 Wicks
69.	3/13	@ New York	103-116	L 30-39		7-26	26 Wicks	11 Neal
70.	3/14	@ Boston	98-103	L 30-40		7-27	24 J.Johnson	11 Neal
71.	3/16	Buffalo	102-95	W 31-40	24-13		27 Wicks	14 Wicks
72.	3/18	Milwaukee	95-89	W 32-40	25-13		21 Wicks	15 Neal
73.	3/20	@ Golden State	95-97	L 32-41		7-28	20 Wicks,J.John.,Wilkins	9 Wicks,Neal,Wilk.,Petrie
74.	3/21	@ Phoenix	112-108	W 33-41		8-28	23 Wicks	10 Neal
75.	3/22	Phoenix	94-92	W 34-41	26-13		29 Neal	10 Neal
76.	3/25	@ Atlanta	105-89	W 35-41		9-28	24 Wicks	14 Wicks
77.	3/26	@ Detroit	107-110	L 35-42		9-29	31 Wicks	12 Wicks
78.	3/28	@ Milwaukee	105-128	L 35-43		9-30	23 Steele	13 Neal
79.	3/30	@ Seattle	88-98	L 35-44		9-31	24 J.Johnson	11 Wicks
80.	4/1	@ LA Lakers	124-106	W 36-44		10-31	22 Wicks,Petrie	19 Wicks
81.	4/4	K.C.-Omaha	116-110	W 37-44	27-13		31 Petrie	12 Neal
82.	4/6	LA Lakers	126-97	W 38-44	28-13		21 Neal	14 Neal,Wicks



SCHEDULE & RESULTS

1975-76 (37-45)

	Date	Opponent	Score	Record	Home	Road	Scoring Leader	Rebounding Leader
1.	10/24	@ Seattle	97-105	L 0-1		0-1	25 Petrie	12 Wicks
2.	10/25	Phoenix	88-89	L 0-2	0-1		33 Walton	18 Wicks, Walton
3.	10/28	@ New Orleans	90-99	L 0-3		0-2	24 Petrie	13 Walton
4.	10/31	@ Boston	94-112	L 0-4		0-3	26 Walton	12 Walton
5.	11/1	@ Milwaukee	113-97	W 1-4		1-3	25 Neal	15 Neal
6.	11/4	Atlanta	97-98	L 1-5	0-2		24 Petrie	10 Wicks
7.	11/7	Kansas City	92-88	W 2-5	1-2		18 J.Johnson	18 Martin
8.	11/9	New York	115-96	W 3-5	2-2		24 Petrie	22 Martin
9.	11/11	New Orleans	106-104	W 4-5	3-2		19 Petrie, J.Johnson	16 Walton
10.	11/14	Chicago	93-89	W 5-5	4-2		31 Neal	19 Walton
11.	11/15	Cleveland	95-99	L 5-6	4-3		25 Neal	17 Walton
12.	11/18	@ New York	92-101	L 5-7		1-4	20 Petrie	12 Walton
13.	11/19	@ Detroit	114-120	L 5-8		1-5	24 Neal	15 Neal, Hawes
14.	11/21	@ Philadelphia	111-131	L 5-9		1-6	20 Neal	11 Neal
15.	11/22	@ Buffalo	109-104	W 6-9		2-6	28 Neal, Petrie	8 Neal
16.	11/26	LA Lakers	118-101	W 7-9	5-3		29 Wicks	15 Walton
17.	11/28	@ Phoenix	101-110	L 7-10		2-7	23 Petrie	15 Neal
18.	11/29	Buffalo	130-115	W 8-10	6-3		32 Petrie	10 Neal, Walton
19.	11/30	@ Los Angeles	109-116	L 8-11		2-8	21 Petrie, Neal	17 Walton
20.	12/2	@ Cleveland	80-91	L 8-12		2-9	20 Hollins	13 Walton
21.	12/3	@ Milwaukee	92-114	L 8-13		2-10	17 Anderson	11 Martin
22.	12/4	@ Atlanta	87-94	L 8-14		2-11	24 Walton	20 Walton
23.	12/6	@ Chicago	90-77	W 9-14		3-11	24 Wicks	22 Walton
24.	12/9	Washington	95-116	L 9-15	6-4		23 Petrie	12 Wicks
25.	12/11	@ Golden State	89-101	L 9-16		3-12	16 Steele	12 Hawes
26.	12/13	Detroit	101-91	W 10-16	7-4		21 Hawes	14 Hawes
27.	12/14	Phoenix	96-105	L 10-17	7-5		24 Neal	12 Hawes, Wicks
28.	12/16	Philadelphia	98-105	L 10-18	7-6		28 Petrie	14 Wicks
29.	12/20	New Orleans	97-105	L 10-19	7-7		22 Petrie	13 Neal
30.	12/21	Golden State	102-108	L 10-20	7-8		20 Wicks	14 Hawes
31.	12/23	Seattle	125-100	W 11-20	8-8		31 Petrie	11 Wicks
32.	12/26	@ LA Lakers	95-104	L 11-21		3-13	34 Petrie	16 Wicks
33.	12/28	Golden State	96-92	W 12-21	9-8		24 Petrie	14 Wicks
34.	1/1	Houston	107-110	L 12-22	9-9		30 Walton	17 Walton
35.	1/3	Boston	125-97	W 13-22	10-9		24 Wicks	15 Wicks
36.	1/4	@ LA Lakers	101-110	L 13-23		3-14	30 Steele	13 Walton
37.	1/6	New York	97-112	L 13-24	10-10		18 Wicks, Walton	9 Walton, Wicks
38.	1/10	@ Houston	94-105	L 13-25		3-15	18 Wicks, Hollins	12 Walton
39.	1/11	@ Atlanta	116-109	W 14-25		4-15	36 Walton	22 Walton
40.	1/13	@ Boston	94-106	L 14-26		4-16	32 Walton	19 Walton
41.	1/16	@ Detroit	111-104	W 15-26		5-16	26 Steele	14 Walton
42.	1/17	@ Kansas City (O)	102-94	W 16-26		6-16	23 Neal	20 Walton
43.	1/20	@ New York	104-107	L 16-27		6-17	23 S.Jones	19 Walton
44.	1/23	LA Lakers	119-96	W 17-27	11-10		27 Walton	22 Walton
45.	1/24	@ Golden State	125-123 (ot)	W 18-27		7-17	30 Petrie	26 Walton
46.	1/27	Washington	118-105	W 19-27	12-10		23 Wicks	21 Walton
47.	1/28	Seattle	124-104	W 20-27	13-10		26 Petrie	15 Wicks
48.	1/30	@ LA Lakers	121-113	W 21-27		8-17	30 Petrie, Wicks	13 Walton
49.	2/1	Milwaukee	107-97	W 22-27	14-10		26 Petrie, Wicks	16 Walton
50.	2/6	@ Seattle	109-100	W 23-27		9-17	25 Wicks	11 Wicks
51.	2/8	Golden State	105-109	L 23-28	14-11		24 Gross	17 Walton, Gross
52.	2/11	@ Philadelphia	106-118	L 23-29		9-18	35 Wicks	16 Hawes
53.	2/12	@ Washington	81-92	L 23-30		9-19	14 Martin, Anderson	15 Martin
54.	2/14	Seattle	108-122	L 23-31	14-12		29 Petrie	10 Martin
55.	2/15	Boston	109-105	W 24-31	15-12		22 Petrie	13 Hawes
56.	2/17	@ Buffalo	113-116	L 24-32		9-20	24 Petrie, Wicks	10 Steele
57.	2/19	@ Cleveland	94-112	L 24-33		9-21	23 Wicks	12 Hawes, Wicks
58.	2/20	@ Chicago	74-130	L 24-34		9-22	17 Hollins	11 Martin
59.	2/21	@ Kansas City	116-97	W 25-34		10-22	27 Wicks	12 Wicks
60.	2/24	Philadelphia	102-106	L 25-35	15-13		28 Petrie	16 Hawes
61.	2/28	Kansas City	119-105	W 26-35	16-13		28 Wicks	14 Hawes
62.	2/29	Atlanta	102-98	W 27-35	17-13		20 Wicks, Petrie	13 Hawes, Wicks
63.	3/2	Chicago	116-105	W 28-35	18-13		29 Petrie	13 Hawes, Neal
64.	3/5	Cleveland	100-113	L 28-36	18-14		27 Petrie	14 Hawes
65.	3/6	Phoenix	118-99	W 29-36	19-14		32 Petrie	13 Hawes
66.	3/7	@ Phoenix	84-106	L 29-37		10-23	20 Wicks	7 Hawes
67.	3/10	@ Houston	110-113	L 29-38		10-24	22 Wicks	7 Hawes
68.	3/12	@ New Orleans	101-110	L 29-39		10-25	25 Wicks	10 Hawes
69.	3/14	Detroit	114-103	W 30-39	20-14		25 Petrie	14 Neal
70.	3/16	Buffalo	95-112	L 30-40	20-15		28 Petrie	11 Walton
71.	3/19	Houston	111-105	W 31-40	21-15		27 Wicks	11 Neal
72.	3/23	Milwaukee	100-97 (ot)	W 32-40	22-15		25 Wicks, Neal	14 Neal, Hawes
73.	3/25	@ Washington	108-105	W 33-40		11-25	25 Wicks	13 Wicks
74.	3/27	@ Detroit	94-112	L 33-41		11-26	21 Wicks	10 Wicks, Walton
75.	3/28	@ Milwaukee	100-115	L 33-42		11-27	16 Wicks	10 Wicks, Walton
76.	3/30	Kansas City	114-113	W 34-42	23-15		34 Wicks	7 Wicks, Hawes
77.	4/2	@ Phoenix	103-106	L 34-43		11-28	25 Walton, Steele	9 Wicks, Walton
78.	4/3	Phoenix	112-97	W 35-43	24-15		25 Neal	10 Walton
79.	4/6	LA Lakers	106-104	W 36-43	25-15		26 Walton	10 Walton, Wicks
80.	4/8	@ Golden State	106-121	L 36-44		11-29	21 Wicks	17 Walton
81.	4/9	Chicago	100-88	W 37-44	26-15		17 Steele	11 Walton
82.	4/11	@ Seattle	131-132	L 37-45		11-30	33 Walton	15 Hawes

(O) - Game on 1/17/76 was played in Omaha.

HISTORY



SCHEDULE & RESULTS

1976-77 (49-33)

	Date	Opponent	Score	Record	Home	Road	Scoring Leader	Rebounding Leader
1.	10/23	NY Nets	114-104	W 1-0	1-0		24 Lucas	18 Lucas
2.	10/26	Golden State	110-96	W 2-0	2-0		21 Walton	19 Walton
3.	10/28	@ Golden State	92-112	L 2-1		0-1	21 Walton	17 Walton
4.	10/30	Detroit	131-97	W 3-1	3-0		24 Lucas	14 Walton
5.	11/2	Atlanta	129-116	W 4-1	4-0		22 Walton	22 Walton
6.	11/5	Philadelphia	146-104	W 5-1	5-0		26 Walton	16 Walton
7.	11/7	NY Knicks	119-93	W 6-1	6-0		22 Gross	12 Walton
8.	11/9	Kansas City	119-102	W 7-1	7-0		22 Hollins	18 Walton
9.	11/11	@ Atlanta	105-107	L 7-2		0-2	28 Walton	18 Walton
10.	11/13	@ San Antonio	101-113	L 7-3		0-3	18 Walton	19 Walton
11.	11/16	@ New Orleans	98-100	L 7-4		0-4	21 Walton	13 Lucas
12.	11/19	Milwaukee	124-111	W 8-4	8-0		27 Walton	15 Walton
13.	11/21	Buffalo	121-98	W 9-4	9-0		19 Twardzik	19 Walton
14.	11/24	Chicago	117-115 (ot)	W 10-4	10-0		25 Lucas	16 Walton, Lucas
15.	11/26	@ LA Lakers	96-99	L 10-5		0-5	26 Walton	21 Walton
16.	11/27	Washington	103-95	W 11-5	11-0		30 Lucas	18 Walton
17.	11/28	Indiana	145-115	W 12-5	12-0		25 Lucas	13 Walton
18.	11/30	@ Milwaukee	106-115	L 12-6		0-6	26 Walton	13 Walton, Lucas
19.	12/1	@ Indiana	101-100	W 13-6		1-6	23 Lucas	18 Walton
20.	12/3	@ Phoenix	113-99	W 14-6		2-6	24 Walton	17 Walton
21.	12/4	Milwaukee	112-108	W 15-6	13-0		25 Walton	15 Walton
22.	12/5	Cleveland	93-89	W 16-6	14-0		22 Walton	18 Walton
23.	12/7	@ NY Knicks	111-94	W 17-6		3-6	22 Lucas	15 Walton
24.	12/8	@ Boston	95-104	L 17-7		3-7	25 Lucas	12 Lucas
25.	12/10	@ Buffalo	103-102	W 18-7		4-7	18 Walton	15 Walton
26.	12/11	@ Philadelphia	107-108	L 18-8		4-8	30 Walton	19 Walton
27.	12/14	Houston	104-84	W 19-8	15-0		22 Gross	12 Walton
28.	12/17	Denver	127-105	W 20-8	16-0		22 Walton	16 Walton
29.	12/18	LA Lakers	111-115 (ot)	L 20-9	16-1		28 Walton	26 Walton
30.	12/21	Kansas City	99-94	W 21-9	17-1		24 Walton	17 Walton
31.	12/25	Seattle	110-95	W 22-9	18-1		26 Walton	17 Walton
32.	12/26	@ Seattle	87-89	L 22-10		4-9	26 Walton	18 Walton
33.	12/28	@ Chicago	84-79	W 23-10		5-9	29 Walton	19 Walton
34.	12/29	@ Detroit	111-120	L 23-11		5-10	20 Hollins	15 Walton
35.	12/30	@ Milwaukee	107-127	L 23-12		5-11	20 Davis	12 Neal
36.	1/1	Chicago	89-92	W 24-12	19-1		20 Neal	13 Lucas
37.	1/2	@ LA Lakers	99-104	L 24-13		5-12	31 Lucas	10 Lucas
38.	1/4	Boston	128-84	W 25-13	20-1		21 Hollins	15 Walton
39.	1/7	New Orleans	130-118	W 26-13	21-1		19 Lucas, Davis	11 Lucas
40.	1/9	San Antonio	150-113	W 27-13	22-1		22 Twardzik	15 Walton
41.	1/11	NY Knicks	131-111	W 28-13	23-1		36 Lucas	16 Lucas
42.	1/14	@ Boston	107-92	W 29-13		6-12	16 Walton, Gross	17 Walton
43.	1/15	@ Washington	107-113	L 29-14		6-13	18 Walton	18 Walton
44.	1/16	@ Atlanta	120-125	L 29-15		6-14	28 Steele	14 Lucas
45.	1/18	@ NY Nets	109-94	W 30-15		7-14	21 Lucas	15 Walton
46.	1/20	@ Cleveland	99-91	W 31-15		8-14	32 Lucas	13 Walton
47.	1/22	@ Houston	107-110	L 31-16		8-15	22 Lucas	19 Lucas
48.	1/23	@ San Antonio	118-123	L 31-17		8-16	28 Walton	11 Walton
49.	1/26	@ Denver	107-102	W 32-17		9-16	22 Lucas	14 Lucas
50.	1/27	San Antonio	112-104	W 33-17	24-1		23 Lucas	11 Lucas
51.	1/30	Phoenix	97-91	W 34-17	25-1		21 Lucas	14 Lucas
52.	2/2	@ Kansas City	107-119	L 34-18		9-17	24 Lucas	11 Lucas
53.	2/3	@ Indiana	107-98	W 35-18		10-17	35 Lucas	22 Lucas
54.	2/5	Washington	104-116	L 35-19	25-2		21 Lucas	15 Jones
55.	2/8	Denver	111-119	L 35-20	25-3		28 Hollins	10 Jones
56.	2/11	Atlanta	108-121	L 35-21	25-4		41 Lucas	9 Jones
57.	2/15	@ Cleveland	96-117	L 35-22		10-18	25 Lucas	16 Jones
58.	2/16	@ Detroit	118-125	L 35-23		10-19	25 Lucas	13 Jones
59.	2/18	@ Chicago	90-87	W 36-23		11-19	23 Lucas	16 Lucas
60.	2/19	@ Denver	124-133	L 36-24		11-20	35 Lucas	20 Lucas
61.	2/22	Boston	113-111	W 37-24	26-4		43 Hollins	10 Lucas
62.	2/25	Houston	106-123	L 37-25	26-5		27 Lucas	9 Lucas
63.	3/1	Philadelphia	108-107	W 38-25	27-5		34 Lucas	15 Walton
64.	3/4	Cleveland	101-113	L 38-26	27-6		17 Gross	12 Lucas
65.	3/5	Seattle	134-104	W 39-26	28-6		28 Twardzik	14 Jones
66.	3/8	@ Buffalo	95-102	L 39-27		11-21	26 Lucas	11 Jones
67.	3/10	@ NY Knicks	104-108	L 39-28		11-22	29 Lucas	9 Jones
68.	3/11	@ Kansas City	112-114	L 39-29		11-23	26 Lucas, Hollins	16 Lucas
69.	3/15	New Orleans	131-104	W 40-29	29-6		22 Hollins	11 Walton
70.	3/17	@ Golden State	115-106	W 41-29		12-23	27 Steele	12 Walton
71.	3/18	Indiana	134-110	W 42-29	30-6		28 Hollins	13 Lucas
72.	3/20	@ Phoenix	106-126	L 42-30		12-24	16 Lucas, Walton	9 Lucas, Walton
73.	3/22	@ New Orleans	95-106	L 42-31		12-25	29 Lucas	8 Lucas
74.	3/23	@ Houston	104-109	L 42-32		12-26	26 Walton	11 Walton
75.	3/25	@ NY Nets	131-103	W 43-32		13-26	22 Lucas	11 Walton
76.	3/27	@ Philadelphia	116-128	L 43-33		13-27	30 Lucas	12 Lucas
77.	3/29	Buffalo	127-101	W 44-33	31-6		26 Hollins	16 Walton
78.	4/1	Golden State	109-98	W 45-33	32-6		30 Walton	14 Walton
79.	4/3	@ Seattle	119-104	W 46-33		14-27	26 Walton	16 Walton
80.	4/5	Detroit	110-105	W 47-33	33-6		18 Neal	15 Walton
81.	4/9	Phoenix	122-111	W 48-33	34-6		18 Walton, Gilliam	11 Walton
82.	4/10	LA Lakers	145-116	W 49-33	35-6		27 Hollins	16 Walton

See Playoff section for 1977 Playoff game-by-game scores



SCHEDULE & RESULTS

1977-78 (58-24)

	Date	Opponent	Score	Record	Home	Road	Scoring Leader	Rebounding Leader
1.	10/21	@ Seattle	106-99	W 1-0		1-0	24 Lucas	13 Walton
2.	10/22	San Antonio	130-115	W 2-0	1-0		36 Hollins	16 Walton
3.	10/25	Buffalo	107-85	W 3-0	2-0		27 Lucas	12 Walton
4.	10/26	@ Denver	108-111	L 3-1		1-1	22 Lucas	13 Walton
5.	10/28	Philadelphia	98-94	W 4-1	3-0		25 Walton	17 Walton
6.	11/1	New York	113-104	W 5-1	4-0		23 Walton	12 Walton
7.	11/5	Seattle	116-94	W 6-1	5-0		25 Owens	8 Owens,Luc.,Walt.,Walker
8.	11/6	Indiana	108-106	W 7-1	6-0		22 Twardztk	14 Walton
9.	11/8	Kansas City	130-104	W 8-1	7-0		20 Lucas	9 Owens
10.	11/11	@ Atlanta	132-92	W 9-1		2-1	27 Walton	15 Walton
11.	11/12	@ Houston	102-104	L 9-2		2-2	31 Walton	12 Walton
12.	11/13	@ Milwaukee	109-106	W 10-2		3-2	32 Walton	10 Walton, Lucas
13.	11/16	@ Indiana	104-111	L 10-3		3-3	21 Steele	13 Lucas
14.	11/19	Cleveland	109-67	W 11-3	8-0		17 Steele, Owens	16 Walton
15.	11/20	Detroit	118-101	W 12-3	9-0		32 Walton	8 Gross
16.	11/23	Chicago	116-111	W 13-3	10-0		22 Walton	15 Walton
17.	11/26	New Jersey	114-102	W 14-3	11-0		27 Walton	11 Walton
18.	11/27	@ LA Lakers	100-93	W 15-3		4-3	33 Neal	17 Walton
19.	11/29	Phoenix	108-96	W 16-3	12-0		23	Walton 17 Walton
20.	12/2	@ Phoenix	106-103	W 17-3		5-3	22 Hollins	18 Walton
21.	12/6	@ Cleveland	116-94	W 18-3		6-3	27 Gross	10 Walton
22.	12/7	@ Philadelphia	100-122	L 18-4		6-4	27 Lucas	13 Walton
23.	12/9	@ Boston	118-87	W 19-4		7-4	21 Walton	18 Lucas
24.	12/10	@ New York	107-106	W 20-4		8-4	20 Davis	12 Walton
25.	12/13	Buffalo	111-108	W 21-4	13-0		26 Lucas	14 Walton
26.	12/14	Washington	117-104	W 22-4	15-0		21 Lucas	18 Walton
27.	12/20	Boston	104-99	W 23-4	15-0		22 Walton	17 Walton
28.	12/23	LA Lakers	108-98	W 24-4	16-0		20 Lucas	14 Walton
29.	12/25	Golden State	109-97	W 25-4	17-0		19 Lucas, Gross	12 Walton
30.	12/27	@ Chicago	106-115	L 25-5		8-5	26 Lucas	13 Lucas
31.	12/28	@ Detroit	111-106	W 26-5		9-5	31 Neal	16 Neal
32.	12/30	@ Golden State	108-99	W 27-5		10-5	18 Hollins	26 Walton
33.	1/1	Kansas City	107-102	W 28-5	18-0		25 Walton	15 Walton
34.	1/3	Chicago	92-90	W 29-5	19-0		27 Hollins	17 Walton
35.	1/7	Detroit	109-105	W 30-5	20-0		21 Hollins,Gross	11 Walton, Neal
36.	1/8	New Orleans	122-100	W 31-5	21-0		27 Hollins	14 Walton
37.	1/10	New York	126-113	W 32-5	22-0		22 Owens	19 Walton
38.	1/13	@ Washington	93-102	L 32-6		10-6	24 Walton	14 Walton
39.	1/15	@ Boston	107-103 (ot)	W 33-6		11-6	23 Lucas	10 Walton, Lucas
40.	1/17	@ Buffalo	96-94	W 34-6		12-6	17 Walton	15 Walton
41.	1/18	@ New Jersey	127-101	W 35-6		13-6	30 Walton	11 Neal
42.	1/20	@ New Orleans	100-101	L 35-7		13-7	24 Walton	10 Lucas
43.	1/22	@ San Antonio	95-106	L 35-8		13-8	17 Lucas	14 Walton
44.	1/24	@ Kansas City	120-97	W 36-8		14-8	18 Hollins	10 Walton
45.	1/26	New Jersey	112-77	W 37-8	23-0		27 Walton	14 Walton, Owens
46.	1/29	Houston	123-88	W 38-8	24-0		22 Lucas	13 Walton
47.	1/31	Milwaukee	136-116	W 39-8	25-0		24 Hollins	10 Walton, Neal
48.	2/3	Golden State	112-92	W 40-8	26-0		26 Hollins	10 Walton
49.	2/9	@ Cleveland	94-88	W 41-8		15-8	35 Lucas	14 Lucas
50.	2/10	@ Indiana	112-108	W 42-8		16-8	24 Hollins	11 Walton, Lucas
51.	2/12	Denver	103-101	L 42-9	26-1		24 Walton	14 Walton
52.	2/14	Phoenix	112-100	W 43-9	27-1		22 Walton	16 Lucas
53.	2/15	Atlanta	102-99	W 44-9	28-1		19 Davis	12 Walton
54.	2/17	@ Denver	105-112	L 44-10		16-9	31 Lucas	15 Walton
55.	2/19	Indiana	127-104	W 45-10	29-1		26 Walton	17 Walton
56.	2/21	@ San Antonio	118-114 (ot)	W 46-10		17-9	34 Walton	18 Walton
57.	2/22	@ Washington	105-97	W 47-10		18-9	19 Neal	7 Walton
58.	2/24	@ Kansas City	107-96	W 48-10		19-9	26 Neal	15 Walton
59.	2/27	@ Chicago	100-99	W 49-10		20-9	35 Neal	15 Neal
60.	2/28	Philadelphia	113-92	W 50-10	30-1		27 Neal	10 Neal, Gross
61.	3/2	@ New York	117-128	L 50-11		20-10	25 Owens	11 Owens
62.	3/4	Cleveland	105-100	W 51-11	31-1		26 Gross	12 Owens
63.	3/5	Milwaukee	126-88	W 52-11	32-1		20 Owens, Lucas	18 Owens
64.	3/7	@ New Orleans	82-84	L 52-12		20-11	21 Lucas	13 Owens
65.	3/9	@ Houston	97-94	W 53-12		21-11	19 Owens	17 Owens
66.	3/10	@ Atlanta	105-114	L 53-13		21-12	23 Davis	12 Lucas
67.	3/12	@ Buffalo	90-96	L 53-14		21-13	18 Gross	11 Owens
68.	3/14	New Orleans	103-109	L 53-15	32-2		22 Owens	14 Owens
69.	3/17	San Antonio	99-118	L 53-16	32-3		17 Lucas	10 Gross
70.	3/18	Atlanta	105-86	W 54-16	33-3		27 Owens	14 Owens
71.	3/21	Seattle	102-96	W 55-16	34-3		26 Owens, Hollins	16 Owens
72.	3/23	@ Milwaukee	109-116	L 55-17		21-14	38 Hollins	10 Owens
73.	3/24	@ Detroit	95-107	L 55-18		21-15	28 Hollins	13 Owens
74.	3/26	@ Philadelphia	100-116	L 55-19		21-16	26 Owens	14 Owens
75.	3/28	Boston	92-104	L 55-20	34-4		21 Owens	14 Lucas
76.	3/29	@ Phoenix	94-127	L 55-21		21-17	21 Owens	7 Owens
77.	3/31	@ LA Lakers	103-101	W 56-21		22-17	26 Lucas	10 Lucas
78.	4/2	@ Seattle	86-101	L 56-22		22-18	16 Hollins	11 Lucas
79.	4/4	Houston	89-101	L 56-23	34-5		21 Owens	13 Owens
80.	4/6	@ Golden State	96-115	L 56-24		22-19	21 Davis	16 Lucas
81.	4/7	Denver	97-93	W 57-24	35-5		31 Lucas	19 Lucas
82.	4/9	LA Lakers	114-99	W 58-24	36-5		23 Owens	9 Lucas

See Playoff section for 1978 Playoff game-by-game scores

HISTORY



SCHEDULE & RESULTS

1978-79 (45-37)

	Date	Opponent	Score	Record	Home	Road	Scoring Leader	Rebounding Leader
1.	10/15	Chicago	97-108	L 0-1	0-1		23 M.Thompson	10 M.Thompson
2.	10/17	Kansas City	115-112	W 1-1	1-1		37 M.Thompson	13 M.Thompson
3.	10/18	@ Denver	113-125	L 1-2		0-1	32 Owens	12 Owens
4.	10/20	@ Golden State	108-111	L 1-3		0-2	24 R.Brewer	15 Owens
5.	10/22	Phoenix	116-124	L 1-4	1-2		29 Steele	10 M.Thompson
6.	10/24	Washington	104-102	W 2-4	2-2		29 M.Thompson	14 M.Thompson
7.	10/28	Milwaukee	106-95	W 3-4	3-2		25 Owens,Hollins	9 Owens
8.	10/31	Detroit	112-96	W 4-4	4-2		19 Hollins	17 M.Thompson
9.	11/3	San Diego	119-98	W 5-4	5-2		22 Owens	22 M.Thompson
10.	11/5	New York	111-96	W 6-4	6-2		30 Lucas	12 M.Thompson
11.	11/7	@ Washington	103-143	L 6-5		0-3	21 Owens	10 M.Thompson,Owens
12.	11/8	@ Boston	112-109	W 7-5		1-3	23 Owens	11 Lucas
13.	11/10	@ New Jersey	86-91	L 7-6		1-4	25 Owens	13 M.Thompson,Owens
14.	11/12	Cleveland	98-91	W 8-6	7-2		24 Lucas	15 Lucas
15.	11/14	New Orleans	123-103	W 9-6	8-2		22 Lucas	13 Owens
16.	11/18	Indiana	123-111	W 10-6	9-2		29 Hollins	15 M.Thompson
17.	11/19	@ Seattle	85-88	L 10-7		1-5	18 Owens	13 Owens
18.	11/21	@ Milwaukee	93-123	L 10-8		1-6	25 R.Brewer	9 M.Thompson
19.	11/22	@ Kansas City	96-115	L 10-9		1-7	21 Twardzik	7 M.Thompson,Owens
20.	11/24	Chicago	99-100	L 10-10	9-3		24 Owens	12 Lucas
21.	11/25	Houston	105-127	W 11-10	10-3		33 Lucas	9 Lucas
22.	11/28	Boston	102-97	W 12-10	11-3		22 Owens	13 Lucas
23.	11/30	@ Cleveland	98-97	W 13-10		2-7	23 Lucas	13 Lucas
24.	12/2	@ New York	77-111	L 13-11		2-8	16 Lucas	7 Owens,Steele
25.	12/6	@ Indiana	109-115	L 13-12		2-9	28 Lucas	13 Owens
26.	12/8	@ Chicago	99-100	L 13-13		2-10	27 Owens	19 Lucas
27.	12/9	@ Houston	110-116	L 13-14		2-11	25 Owens	14 Owens
28.	12/12	LA Lakers	117-115	W 14-14	12-3		27 Owens	7 Lucas
29.	12/15	@ Denver	116-113	W 15-14		3-11	32 Lucas	13 Lucas
30.	12/17	Denver	123-110	W 16-14	13-3		33 Owens	16 Owens
31.	12/23	Washington	114-109	W 17-14	14-3		23 Owens	11 Owens
32.	12/25	Golden State	115-102	W 18-14	15-3		27 Hollins	10 Lucas
33.	12/28	@ Phoenix	127-129 (ot)	L 18-15		3-12	27 Hollins	11 Owens
34.	12/29	@ LA Lakers	95-118	L 18-16		3-13	17 Owens	8 Lucas
35.	1/2	Seattle	108-109	L 18-17	15-4		26 Hollins	13 M.Thompson
36.	1/5	Detroit	98-96	W 19-17	16-4		26 Lucas	14 Lucas
37.	1/9	Indiana	104-112	L 19-18	16-5		23 Twardzik	12 Lucas
38.	1/11	@ Detroit	101-104	L 19-19		3-14	24 Lucas	15 Lucas
39.	1/12	@ Boston	125-128	L 19-20		3-15	46 Lucas	17 Lucas
40.	1/14	@ Philadelphia	106-112	L 19-21		3-16	27 Lucas	9 Lucas
41.	1/17	@ Atlanta	110-111	L 19-22		3-17	31 Lucas	17 Owens
42.	1/19	@ New Orleans	101-107	L 19-23		3-18	26 R.Brewer	11 Gross
43.	1/20	@ San Antonio	118-115	W 20-23		4-18	32 Lucas	15 Lucas
44.	1/24	@ San Diego	121-122	L 20-24		4-19	30 Owens	9 Owens
45.	1/25	Golden State	108-103	W 21-24	17-5		22 Hollins	13 Owens
46.	1/28	Philadelphia	116-94	W 22-24	18-5		33 Hollins	13 Lucas
47.	1/30	Denver	82-76	W 23-24	19-5		21 Hollins	18 Owens
48.	1/31	@ Seattle	112-115	L 23-25		4-20	23 Owens	9 Owens
49.	2/2	New Jersey	117-100	W 24-25	20-5		18 Owens,Hollins	10 C.Johnson
50.	2/6	Phoenix	110-93	W 25-25	21-5		27 Hollins	11 Owens
51.	2/9	San Antonio	125-106	W 26-25	22-5		24 Lucas	15 Lucas
52.	2/11	Atlanta	91-97	W 27-25	23-5		24 Lucas	12 Owens
53.	2/13	New Orleans	120-101	W 28-25	24-5		28 Hollins	16 Lucas
54.	2/15	@ Houston	116-119	L 28-26		4-21	30 R.Brewer	10 Owens
55.	2/16	@ San Antonio	120-121 (ot)	L 28-27		4-22	21 M.Thompson	15 Lucas
56.	2/18	Boston	111-104	W 29-27	25-5		29 Lucas	14 Lucas
57.	2/20	@ Chicago	97-99	L 29-28		4-23	28 Lucas	13 Lucas
58.	2/21	@ Atlanta	83-106	L 29-29		4-24	29 Lucas	12 Lucas
59.	2/23	@ New Jersey	99-110	L 29-30		4-25	21 Lucas,R.Brewer	12 Lucas
60.	2/25	@ Detroit	126-119 (ot)	W 30-30		5-25	29 Hollins	18 Lucas
61.	2/27	Philadelphia	118-115	W 31-30	26-5		27 Lucas	12 M.Thompson
62.	3/1	Houston	98-118	L 31-31	26-6		19 Hollins	8 Lucas,Owens
63.	3/4	Cleveland	106-102	W 32-31	27-6		25 M.Thompson	15 Owens
64.	3/6	@ New York	118-110	W 33-31		6-25	34 Owens	17 Owens
65.	3/7	@ New Orleans	103-102	W 34-31		7-25	21 R.Brewer	12 Gross
66.	3/9	@ Indiana	116-125	L 34-32		7-26	37 Owens	15 M.Thompson
67.	3/11	@ Kansas City	115-100	W 35-32		8-26	25 M.Thompson,Lucas	16 Lucas
68.	3/13	Atlanta	103-82	W 36-32	28-6		19 M.Thompson	11 Owens
69.	3/14	@ San Diego	105-110	L 36-33		8-27	26 M.Thompson	12 Lucas
70.	3/17	New Jersey	124-113	W 37-33	29-6		24 Lucas	15 Lucas
71.	3/20	San Diego	115-109	W 38-33	30-6		27 M.Thompson	10 M.Thompson
72.	3/21	@ LA Lakers	114-110	W 39-33		9-27	20 Lucas,Owens	12 Lucas
73.	3/24	Kansas City	100-98	W 40-33	31-6		24 R.Brewer	15 Owens
74.	3/25	Milwaukee	110-122 (ot)	L 40-34	31-7		23 M.Thompson	14 M.Thompson
75.	3/27	New York	123-112	W 41-34	32-7		29 M.Thompson	13 M.Thompson
76.	3/29	@ Cleveland	120-103	W 42-34		10-27	24 Lucas	16 M.Thompson
77.	3/30	@ Washington	132-104	W 43-34		11-27	30 Owens	9 M.Thompson
78.	4/1	@ Milwaukee	109-107	W 44-34		12-27	30 Lucas	9 Dunn
79.	4/3	Seattle	106-102	W 45-34	33-7		24 Owens	13 Lucas
80.	4/4	@ Phoenix	95-106	L 45-35		12-28	18 Owens	11 Lucas
81.	4/6	@ Golden State	87-91	L 45-36		12-29	20 Owens	10 Lucas
82.	4/7	LA Lakers	98-99	L 45-37	33-8		20 Lucas	11 Lucas

See Playoff section for 1979 Playoff game-by-game scores



SCHEDULE & RESULTS

1979-80 (38-44)

	Date	Opponent	Score	Record	Home	Road	Scoring Leader	Rebounding Leader
1.	10/12	Utah	101-85	W 1-0	1-0		29 Owens	8 Owens,J.Brewer
2.	10/14	Denver	109-93	W 2-0	2-0		27 Owens	12 Washington
3.	10/16	San Diego	88-81	W 3-0	3-0		18 Owens,Dunn	11 Washington
4.	10/18	@ Utah	107-92	W 4-0			21 Owens,R.Brewer	11 Washington
5.	10/19	@ LA Lakers	99-82	W 5-0		2-0	18 R.Brewer	12 Washington
6.	10/21	Golden State	91-74	W 6-0	4-0		21 Owens	11 J.Brewer
7.	10/23	Kansas City	90-88	W 7-0	5-0		17 Owens	9 Washington
8.	10/24	@ Denver	88-87	W 8-0		3-0	20 R.Brewer	14 Washington
9.	10/26	Chicago	95-93	W 9-0	6-0		25 Owens	12 Washington
10.	10/28	Phoenix	88-89	L 9-1	6-1		18 Lucas	14 Washington
11.	10/31	@ Golden State	106-111	L 9-2		3-1	20 Lucas	9 Kunnert
12.	11/3	@ San Diego	123-102	W 10-2		4-1	19 Dunn,Jeelani	10 Owens
13.	11/4	San Antonio	127-124 (ot)	W 11-2	7-1		24 Owens	9 Washington
14.	11/7	@ Indiana	90-97	L 11-3		4-2	28 Owens	11 Owens
15.	11/8	@ Milwaukee	89-98	L 11-4		4-3	19 R.Brewer	10 Washington
16.	11/10	@ Chicago	94-90	W 12-4		5-3	32 Owens	11 Owens
17.	11/11	@ Kansas City	112-109	W 13-4		6-3	22 Lucas	13 Owens
18.	11/13	Milwaukee	92-101	L 13-5	7-2		17 R.Brewer	17 Washington
19.	11/16	@ Phoenix	97-98	L 13-6		6-4	23 Owens	14 Washington
20.	11/17	Cleveland	103-96	W 14-6	8-2		27 Washington	17 Washington
21.	11/18	Seattle	100-95	W 15-6	9-2		21 R.Brewer	15 Washington
22.	11/20	LA Lakers	114-99	W 16-6	10-2		24 Owens,Lucas	14 Washington
23.	11/23	@ Seattle	90-94	L 16-7		6-5	17 Lucas	9 Washington
24.	11/25	Phoenix	86-87	L 16-8	10-3		28 Lucas	13 Washington,Lucas
25.	11/28	@ Atlanta	99-106	L 16-9		6-6	27 Jeelani	17 Washington
26.	11/30	@ San Antonio	100-107	L 16-10		6-7	24 R.Brewer	15 Lucas
27.	12/1	@ Houston	112-120 (ot)	L 16-11		6-8	28 Jeelani	14 Washington
28.	12/3	@ Utah	82-87 (ot)	L 16-12		6-9	16 Washington	10 Lucas
29.	12/7	Chicago	93-95	L 16-13	10-4		23 R.Brewer	10 Owens
30.	12/9	San Diego	96-98	L 16-14	10-5		21 R.Brewer	14 Lucas,Washington
31.	12/11	@ Chicago	93-104	L 16-15		6-10	21 R.Brewer	10 Lucas,Washington
32.	12/12	@ Kansas City	85-124	L 16-16		6-11	16 Washington	10 Washington,Owens
33.	12/15	Denver	106-98	W 17-16	11-5		23 Washington	14 Washington
34.	12/16	Houston	123-101	W 18-16	12-5		33 R.Brewer	11 Lucas
35.	12/19	@ Denver	106-114	L 18-17		6-12	26 Washington	12 Washington
36.	12/21	New Jersey	100-97	W 19-17	13-5		21 Twardzik	15 Washington
37.	12/23	New York	103-111	L 19-18	13-6		29 Lucas	13 Washington
38.	12/25	Golden State	113-91	W 20-18	14-6		32 Owens	10 Washington
39.	12/26	@ Phoenix	99-119	L 20-19		6-13	16 Hollins	7 Gross
40.	12/28	@ Seattle	97-128	L 20-20		6-14	17 Washington,Owens	16 Washington
41.	12/30	Seattle	100-107	L 20-21	14-7		25 R.Brewer	12 Washington
42.	1/1	Washington	109-99	W 21-21	15-7		30 Lucas	8 Washington,Lucas,Owens
43.	1/2	@ Golden State	92-111	L 21-22		6-15	16 Washington	18 Washington
44.	1/4	Utah	115-97	W 22-22	16-7		28 Owens	14 Washington
45.	1/6	Detroit	119-102	W 23-22	17-7		28 R.Brewer	9 Dunn,J.Brewer
46.	1/8	Indiana	118-122	L 23-23	17-8		27 R.Brewer,Wash.	6 Gross,Owens
47.	1/11	@ New Jersey	128-107	W 24-23		7-15	30 Owens	11 Washington
48.	1/13	@ Washington	95-127	L 24-24		7-16	23 R.Brewer	13 Lucas
49.	1/16	@ Philadelphia	110-121	L 24-25		7-17	26 R.Brewer	13 Lucas
50.	1/18	@ Boston	93-111	L 24-26		7-18	22 Gross	15 Owens
51.	1/20	@ Milwaukee	88-89	L 24-27		7-19	19 R.Brewer	13 Owens
52.	1/24	LA Lakers	111-103	W 25-27	18-8		27 R.Brewer,Owens	16 Washington
53.	1/26	@ Denver	96-100	L 25-28		7-20	17 Owens,Gross	14 Owens
54.	1/29	Milwaukee	96-103	L 25-29	18-9		20 Jeelani	12 Owens
55.	1/31	Kansas City	94-93	W 26-29	19-9		20 R.Brewer	19 Washington
56.	2/5	@ Kansas City	105-99	W 27-29		8-20	24 Owens	15 Washington
57.	2/8	@ San Diego	104-118	L 27-30		8-21	23 R.Brewer	11 Washington
58.	2/12	Atlanta	89-95	L 27-31	19-10		22 Owens	14 Owens
59.	2/13	@ LA Lakers	103-129	L 27-32		8-22	20 R.Brewer	10 Washington
60.	2/15	Boston	91-106	L 27-33	19-11		22 Jeelani	11 Washington
61.	2/17	Golden State	103-98	W 28-33	20-11		26 Jeelani	10 Jeelani,Natt
62.	2/19	@ New York	103-113	L 28-34		8-23	21 Natt	13 Natt
63.	2/23	@ Detroit	130-107	W 29-34		9-23	39 Natt	9 Owens
64.	2/24	@ Cleveland	115-100	W 30-34		10-23	23 Natt	10 Washington
65.	2/26	@ Philadelphia	96-98	L 30-35	20-12		23 Natt	9 Washington
66.	2/29	Utah	87-91	L 30-36	20-13		20 Natt	8 Washington,Natt,J.Brewer
67.	3/2	Chicago	110-107	W 31-36	21-13		31 Natt	10 Natt
68.	3/4	Seattle	97-98	L 31-37	21-14		25 Natt	13 Natt
69.	3/8	@ Utah	110-117	L 31-38		10-24	26 R.Brewer	9 Jeelani
70.	3/7	Denver	113-104	W 32-38	22-14		29 Natt	19 Washington
71.	3/9	LA Lakers	142-121	W 33-38	23-14		23 Twardzik	10 Washington
72.	3/12	@ LA Lakers	94-102	L 33-39		10-25	23 Owens	15 Owens
73.	3/14	@ Milwaukee	110-120	L 33-40		10-26	24 Natt	10 Washington
74.	3/15	@ Chicago	108-110	L 33-41		10-27	28 Jeelani	10 Owens
75.	3/18	Milwaukee	123-122	W 34-41	24-14		25 R.Brewer	14 Washington
76.	3/19	@ Golden State	115-113 (ot)	W 35-41		11-27	24 Natt	10 Washington
77.	3/21	Phoenix	100-111	L 35-42	24-15		16 Bates	10 Owens
78.	3/23	San Diego	98-91	W 36-42	25-15		28 Natt	13 Washington
79.	3/25	Kansas City	106-102	W 37-42	26-15		24 Natt	12 Washington
80.	3/27	@ San Diego	96-93	W 38-42		12-27	18 Owens	9 Natt
81.	3/28	@ Phoenix	100-114	L 38-43		12-28	20 Bates	8 Owens
82.	3/30	@ Seattle	104-130	L 38-44		12-29	18 Washington	10 Washington,Owens

See Playoff section for 1980 Playoff game-by-game scores

HISTORY



SCHEDULE & RESULTS

1980-81 (45-37)

	Date	Opponent	Score	Record	Home	Road	Scoring Leader	Rebounding Leader
1.	10/10	@ Utah	86-96	L 0-1		0-1	26 R.Brewer	12 M.Thompson
2.	10/12	Seattle	107-96	W 1-1	1-0		19 M.Thompson,Bates	13 Kunnert
3.	10/15	@ Golden State	92-95	L 1-2		0-2	18 Paxson	12 Washington
4.	10/17	Houston	99-102	L 1-3			20 Washington	15 Washington
5.	10/21	LA Lakers	107-103	W 2-3	2-1		18 Owens	16 Washington
6.	10/24	Dallas	120-105	W 3-3	3-1		22 M.Thompson	11 Washington
7.	10/26	@ Seattle	98-111	L 3-4		0-3	16 M.Thompson	10 Washington
8.	10/28	@ San Antonio	112-120	L 3-5		0-4	24 Natt	12 Washington
9.	10/29	@ Kansas City	98-115	L 3-6		0-5	19 Washington	10 Natt,Gross
10.	11/1	Utah	87-95	L 3-7	3-2		21 M.Thompson	17 Washington
11.	11/2	Cleveland	102-96	W 4-7	4-2		18 R.Brewer	11 M.Thompson
12.	11/4	@ LA Lakers	118-119	L 4-8		0-6	26 M.Thompson	12 M.Thompson
13.	11/7	Golden State	122-113	W 5-8	5-2		27 Owens	17 Washington
14.	11/8	San Diego	106-110 (ot)	L 5-9	5-3		26 Owens	11 Washington
15.	11/11	Kansas City	101-102	L 5-10	5-4		20 Natt	12 Washington
16.	11/14	@ Dallas	106-113	L 5-11		0-7	19 Natt	14 M.Thompson
17.	11/15	@ Denver	123-125	L 5-12		0-8	27 Washington	12 Washington,Owens
18.	11/16	@ Phoenix	107-119	L 5-13		0-9	21 Natt	11 M.Thompson,Owens
19.	11/18	Denver	122-103	W 6-13	6-4		25 Paxson	11 Washington
20.	11/20	Milwaukee	93-97	L 6-14	6-5		18 M.Thompson	10 M.Thompson
21.	11/23	Dallas	116-96	W 7-14	7-5		20 Paxson,Owens	11 Washington
22.	11/25	@ Atlanta	108-112	L 7-15		0-10	18 Paxson	10 Washington,M.Thompson
23.	11/26	@ Boston	101-126	L 7-16		0-11	17 R.Brewer	9 M.Thompson,Kunnert
24.	11/28	@ Philadelphia	103-116	L 7-17		0-12	27 Natt	18 Owens
25.	11/29	@ New York	110-111	L 7-18		0-13	28 Natt	11 M.Thompson
26.	12/2	New Jersey	105-118	L 7-19	7-6		26 Bates	11 Owens
27.	12/4	@ San Diego	103-100	W 8-19		1-13	21 M.Thompson,Paxson	8 Owens
28.	12/5	Chicago	116-115	W 9-19	8-6		21 Ransey	11 M.Thompson
29.	12/7	San Antonio	116-115	W 10-19	9-6		21 Bates	8 Washington
30.	12/9	Seattle	111-98	W 11-19	10-6		30 Paxson	9 Natt
31.	12/12	Houston	106-100	W 12-19	11-6		18 Bates, Ransey	10 Kunnert
32.	12/14	@ Phoenix	116-110	W 13-19		2-13	24 M.Thompson	12 M.Thompson
33.	12/17	@ Golden State	115-113	W 14-19		3-13	23 M.Thompson	10 M.Thompson,Natt
34.	12/19	@ LA Lakers	110-106	W 15-19		4-13	21 M.Thompson	11 M.Thompson
35.	12/20	Atlanta	122-119 (ot)	W 16-19	12-6		29 Paxson	9 M.Thompson,Natt
36.	12/21	Phoenix	100-111	L 16-20	12-7		22 Bates	7 Paxson
37.	12/23	LA Lakers	108-102	W 17-20	13-7		25 Ransey	13 M.Thompson
38.	12/25	Golden State	115-114	W 18-20	14-7		23 Owens	10 Kunnert
39.	12/26	@ Seattle	96-90	W 19-20		5-13	27 M.Thompson	14 Owens
40.	12/30	Philadelphia	109-108	W 20-20	15-7		25 M.Thompson	10 M.Thompson
41.	1/1	Denver	122-119	W 21-20	16-7		29 Ransey	11 M.Thompson,Washington
42.	1/3	@ Utah	103-109	L 21-21		5-14	21 M.Thompson	12 M.Thompson
43.	1/4	Boston	111-120	L 21-22	16-8		22 M.Thompson	10 M.Thompson,Owens
44.	1/6	Detroit	110-90	W 22-22	17-8		21 Paxson	12 Washington
45.	1/9	@ San Antonio	86-102	L 22-23		5-15	18 Paxson	8 M.Thompson
46.	1/10	@ Houston	105-106	L 22-24		5-16	30 Paxson	11 Washington
47.	1/14	@ Kansas City	110-91	W 23-24		6-16	32 Ransey	14 Washington
48.	1/16	@ Chicago	113-112	W 24-24		7-16	21 Paxson	5 Owens
49.	1/18	@ Milwaukee	103-110	L 24-25		7-17	23 M.Thompson	17 M.Thompson
50.	1/20	@ Cleveland	94-99	L 24-26		7-18	20 Owens	11 Owens
51.	1/23	New York	117-90	W 25-26	18-8		23 Paxson	14 M.Thompson
52.	1/25	San Antonio	118-100	W 26-26	19-8		21 Paxson	12 M.Thompson
53.	1/26	@ LA Lakers	112-124	L 26-27		7-19	21 Bates	13 Owens
54.	1/29	@ San Diego	108-106	W 27-27		8-19	30 Paxson	12 Washington
55.	2/3	Washington	111-104 (ot)	W 28-27	20-8		24 Bates	14 Washington
56.	2/4	@ Golden State	100-115	L 28-28		8-20	21 Ransey	13 M.Thompson
57.	2/6	@ San Antonio	96-122	L 28-29		8-21	17 M.Thompson	9 M.Tho.,Ransey,Bates
58.	2/8	Kansas City	129-123 (ot)	W 29-29	21-8		24 M.Thompson	14 M.Thompson
59.	2/12	Seattle	109-112	L 29-30	21-9		27 M.Thompson	8 M.Thompson
60.	2/13	@ Denver	143-162	L 29-31		8-22	25 Natt	9 Natt
61.	2/15	Utah	118-84	W 30-31	22-9		25 Bates	8 Washington
62.	2/17	@ Washington	124-104	W 31-31		9-22	24 Ransey	11 M.Thompson
63.	2/19	@ Detroit	115-106	W 32-31		10-22	24 Bates	8 M.Thompson
64.	2/20	@ New Jersey	113-123 (ot)	L 32-32		10-23	26 Ransey	11 M.Thompson,Washington
65.	2/22	@ Indiana	113-109 (ot)	W 33-32		11-23	23 Natt	11 Owens
66.	2/24	San Diego	107-121	L 33-33	22-10		23 Bates	16 Washington
67.	2/27	Phoenix	121-117	W 34-33	23-10		33 Ransey	9 Washington
68.	3/1	Utah	108-97	W 35-33	24-10		29 Ransey	9 M.Thompson
69.	3/3	Indiana	117-112	W 36-33	25-10		28 M.Thompson	11 Washington
70.	3/5	@ Kansas City	100-106	L 36-34		11-24	21 M.Thompson	16 Washington
71.	3/6	@ Phoenix	107-128	L 36-35		11-25	20 M.Thompson,Ransey	7 Washington
72.	3/8	Golden State	120-112 (ot)	W 37-35	26-10		33 M.Thompson	13 Natt
73.	3/10	@ Denver	142-137	W 38-35		12-25	35 Ransey	16 Washington
74.	3/13	@ Houston	104-126	L 38-36		12-26	20 Ransey	10 Washington
75.	3/15	Dallas	135-110	W 39-36	27-10		35 Bates	10 Kunnert
76.	3/17	San Diego	127-112	W 40-36	28-10		24 Paxson	8 M.Thompson
77.	3/20	Houston	107-103	W 41-36	29-10		21 Paxson,Bates	10 Washington
78.	3/21	LA Lakers	111-117	L 41-37	29-11		24 Ransey	19 Washington
79.	3/24	Phoenix	120-111	W 42-37	30-11		33 Ransey	14 Washington
80.	3/25	@ Seattle	112-103	W 43-37		13-26	24 M.Tho.,Ransey,Bates	9 M.Thompson
81.	3/27	@ Dallas	123-109	W 44-37		14-26	29 M.Thompson	11 M.Thompson
82.	3/29	@ San Diego	144-129	W 45-37		15-26	40 Bates	10 M.Thompson

See Playoff section for 1981 Playoff game-by-game scores



SCHEDULE & RESULTS

1981-82 (42-40)

	Date	Opponent	Score	Record	Home	Road	Scoring Leader	Rebounding Leader
1.	10/30	Phoenix	103-95	W 1-0	1-0		24 M.Thompson	11 Natt
2.	11/1	Seattle	104-94	W 2-0	2-0		21 M.Thompson	13 Natt
3.	11/3	LA Lakers	102-100	W 3-0	3-0		23 Natt,Paxson	12 M.Thompson
4.	11/4	@ Golden State	109-108	W 4-0		1-0	22 Paxson	11 M.Thompson
5.	11/6	Utah	119-109	W 5-0	4-0		30 M.Thompson	13 M.Thompson
6.	11/8	Denver	120-116	W 6-0	5-0		30 Natt	19 M.Thompson
7.	11/10	Dallas	117-95	W 7-0	6-0		21 Paxson	7 M.Thompson,Verhoeven
8.	11/12	@ San Diego	115-122	L 7-1		1-1	33 Natt	14 Natt
9.	11/13	@ LA Lakers	115-119	L 7-2		1-2	34 Natt	16 M.Thompson
10.	11/15	San Antonio	105-110	L 7-3	6-1		26 Paxson	10 Harper
11.	11/20	New Jersey	106-86	W 8-3	7-1		27 M.Thompson	15 M.Thompson
12.	11/25	@ Seattle	103-110	L 8-4		1-3	37 M.Thompson	13 Natt
13.	11/27	@ Utah	103-93	W 9-4		2-3	30 M.Thompson	9 Verhoeven
14.	11/29	Chicago	114-109	W 10-4	8-1		24 Verhoeven	9 Gudmundsson
15.	12/1	@ Denver	121-113	W 11-4		3-3	30 Natt	14 Natt
16.	12/2	@ Kansas City	112-107	W 12-4		4-3	26 Paxson	13 M.Thompson
17.	12/4	@ San Antonio	111-127	L 12-5		4-4	25 M.Thompson	12 M.Thompson
18.	12/5	@ Houston	98-110	L 12-6		4-5	18 Paxson	16 M.Thompson
19.	12/8	Golden State	108-122	L 12-7	8-2		26 Paxson	15 M.Thompson
20.	12/10	@ Phoenix	110-117	L 12-8		4-6	29 Paxson	21 M.Thompson
21.	12/11	@ LA Lakers	116-124	L 12-9		4-7	38 M.Thompson	11 M.Thompson
22.	12/13	Detroit	105-99	W 13-9	9-2		30 Natt	13 M.Thompson
23.	12/15	San Diego	118-101	W 14-9	10-2		28 Ransey	12 Gudmundsson
24.	12/19	@ Dallas	95-102	L 14-10		4-8	25 Ransey	11 Washington
25.	12/22	LA Lakers	110-122	L 14-11	10-3		20 Paxson	7 Natt
26.	12/25	Seattle	99-94	W 15-11	11-3		28 Verhoeven	15 M.Thompson
27.	12/26	@ San Diego	128-116	W 16-11		5-8	27 Paxson	16 M.Thompson
28.	12/30	@ Phoenix	112-113	L 16-12		5-9	27 Ransey	9 Natt
29.	1/1	Philadelphia	105-120	L 16-13	11-4		21 Natt	10 Natt
30.	1/3	Kansas City	127-116 (ot)	W 17-13	12-4		28 Natt	13 Washington
31.	1/5	San Antonio	115-110	W 18-13	13-4		25 M.Thompson,Bates	9 Washington,M.Thompson
32.	1/8	Denver	121-124	L 18-14	13-5		27 M.Thompson	15 M.Thompson,Natt
33.	1/10	Houston	109-111	L 18-15	13-6		25 M.Thompson	10 Washington
34.	1/12	Indiana	105-93	W 19-15	14-6		22 M.Thompson	14 M.Thompson
35.	1/14	@ Houston	111-100	W 20-15		6-9	22 M.Th.,Paxson,Ransey	12 M.Thompson
36.	1/16	@ Dallas	110-103	W 21-15		7-9	24 Ransey	13 Natt
37.	1/19	@ Atlanta	101-112	L 21-16		7-10	22 Bates	7 M.Thompson,Harper
38.	1/20	@ Philadelphia	110-115	L 21-17		7-11	26 Ransey	9 M.Thompson
39.	1/22	@ Washington	97-110	L 21-18		7-12	17 M.Thompson	12 M.Thompson
40.	1/24	@ Boston	123-119	W 22-18		8-12	33 Ransey	9 M.Thompson,Natt
41.	1/29	San Diego	96-93	W 23-18	15-6		25 Natt	19 M.Thompson
42.	2/2	Kansas City	102-97	W 24-18	16-6		27 Natt	17 M.Thompson
43.	2/3	@ Utah	118-122	L 24-19		8-13	20 Ransey	10 M.Thompson
44.	2/5	Utah	121-100	W 25-19	17-6		29 Bates	19 M.Thompson
45.	2/7	New York	100-98	W 26-19	18-6		28 M.Thompson	18 M.Thompson
46.	2/10	@ Cleveland	105-91	W 27-19		9-13	24 Natt	11 Natt
47.	2/11	@ Milwaukee	105-116	L 27-20		9-14	25 M.Thompson	9 M.Thompson,Natt
48.	2/13	@ Detroit	128-120	W 28-20		10-14	25 Natt	11 M.Thompson
49.	2/14	@ Indiana	91-107	L 28-21		10-15	18 Harper	21 M.Thompson
50.	2/16	Washington	97-100	L 28-22	18-7		24 Paxson	15 M.Thompson
51.	2/19	Boston	117-127	L 28-23	18-8		29 M.Thompson	11 M.Thompson
52.	2/21	Atlanta	97-109	L 28-24	18-9		18 Ransey	12 M.Thompson
53.	2/23	@ Chicago	122-123	L 28-25		10-16	22 M.Thompson	12 M.Thompson
54.	2/24	@ Kansas City	123-111	W 29-25		11-16	26 Natt	10 M.Thompson,Gross
55.	2/26	@ New Jersey	106-110	L 29-26		11-17	26 M.Thompson	12 Natt
56.	2/27	@ New York	105-107	L 29-27		11-18	25 Ransey	10 M.Thompson
57.	3/2	Phoenix	119-108 (ot)	W 30-27	19-9		30 Ransey	12 M.Thompson
58.	3/5	Cleveland	110-111	L 30-28	19-10		28 M.Thompson	12 M.Thompson
59.	3/7	@ Golden State	106-102	W 31-28		12-18	29 M.Thompson	10 M.Thompson
60.	3/10	@ Dallas	102-104	L 31-29		12-19	23 Bates	11 Harper
61.	3/12	@ San Antonio	112-108	W 32-29		13-19	23 Ransey	14 M.Thompson
62.	3/13	@ Houston	107-112	L 32-30		13-20	24 M.Thompson	18 M.Thompson
63.	3/16	LA Lakers	108-120	L 32-31	19-11		26 Paxson	11 Natt
64.	3/18	Golden State	109-95	W 33-31	20-11		26 Natt	15 Natt
65.	3/19	@ Utah	131-129 (ot)	W 34-31		14-20	30 M.Thompson	16 M.Thompson
66.	3/21	Dallas	109-101	W 35-31	21-11		24 Ransey	7 M.Thompson
67.	3/23	Milwaukee	104-109	L 35-32	21-12		37 M.Thompson	18 M.Thompson
68.	3/25	Houston	95-108	L 35-33	21-13		23 M.Thompson	11 M.Thompson
69.	3/26	@ Golden State	89-102	L 35-34		14-21	22 M.Thompson	7 Natt,Gudmundsson
70.	3/28	@ Seattle	101-109	L 35-35		14-22	23 Paxson	18 M.Thompson
71.	3/30	Kansas City	109-99	W 36-35	22-13		33 Paxson	12 Natt
72.	4/1	San Antonio	109-105	W 37-35	23-13		28 M.Thompson	13 Natt
73.	4/2	@ Denver	121-127	L 37-36		14-23	27 M.Thompson	13 Natt
74.	4/4	@ LA Lakers	111-129	L 37-37		14-24	23 Ransey	12 Natt
75.	4/6	Denver	136-122	W 38-37	24-13		28 Natt	9 Natt,Harper
76.	4/8	@ Phoenix	106-104	W 39-37		15-24	17 Paxson,Gross	11 Gross
77.	4/9	San Diego	124-104	W 40-37	25-13		22 Bates	11 Gudmundsson
78.	4/11	Golden State	116-106 (ot)	W 41-37	26-13		24 Paxson	13 M.Thompson,Natt
79.	4/13	@ Seattle	86-88	L 41-38		15-25	18 Ransey	13 Natt
80.	4/15	@ San Diego	123-129	L 41-39		15-26	27 Bates	8 Natt
81.	4/16	Phoenix	99-113	L 41-40	26-14		25 M.Thompson	20 M.Thompson
82.	4/18	Seattle	119-114	W 42-40	27-14		25 Paxson	19 M.Thompson

HISTORY



SCHEDULE & RESULTS

1982-83 (46-36)

	Date	Opponent	Score	Record	Home	Road	Scoring Leader	Rebounding Leader
1.	10/29	@ Kansas City	111-113	L 0-1		0-1	29 Paxson	10 Carr,Cooper
2.	10/30	@ San Antonio	107-112	L 0-2		0-2	33 Paxson	10 M.Thompson
3.	11/2	@ Phoenix	87-92	L 0-3		0-3	15 Paxson,M.Thompson	9 M.Thompson
4.	11/4	San Antonio	107-108 (ot)	L 0-4			22 M.Thompson	14 Carr
5.	11/6	New York	110-102	W 1-4	1-1		33 Paxson	12 M.Thompson
6.	11/7	@ LA Lakers	89-103	L 1-5		0-4	22 Paxson	7 Natt
7.	11/9	Golden State	111-96	W 2-5	2-1		20 M.Thompson	7 Natt,M.Thompson
8.	11/11	Houston	111-90	W 3-5	3-1		24 Paxson	8 M.Thompson,Cooper
9.	11/12	@ Denver	128-111	W 4-5		1-4	27 Natt	12 M.Thompson,Carr
10.	11/14	Phoenix	94-102	L 4-6	3-2		20 Natt,Valentine	11 Natt
11.	11/16	Atlanta	106-87	W 5-6	4-2		25 M.Thompson	11 M.Thompson
12.	11/19	New Jersey	118-108	W 6-6	5-2		27 Natt	12 M.Thompson
13.	11/21	Cleveland	129-79	W 7-6	6-2		23 Paxson	11 M.Thompson
14.	11/23	@ Philadelphia	106-103	W 8-6		2-4	22 Natt	12 Carr
15.	11/24	@ Boston	95-104	L 8-7		2-5	23 M.Thompson	13 M.Thompson
16.	11/26	@ Detroit	118-132 (ot)	L 8-8		2-6	31 Natt	9 Carr,Natt
17.	11/27	@ Washington	90-107	L 8-9		2-7	19 Paxson	10 M.Thompson
18.	11/30	San Diego	121-114	W 9-9	7-2		23 M.Thompson	11 Carr
19.	12/2	@ Utah	112-119	L 9-10		2-8	29 Natt	13 M.Thompson
20.	12/3	@ LA Lakers	100-115	L 9-11		2-9	24 M.Thompson	10 Carr
21.	12/7	Utah	137-121	W 10-11	8-2		35 Paxson	13 Carr
22.	12/9	@ Golden State	107-98	W 11-11		3-9	30 Natt	14 Natt
23.	12/12	Phoenix	99-94	W 12-11	9-2		20 Paxson	15 Cooper
24.	12/14	LA Lakers	107-103	W 13-11	10-2		24 Paxson	15 M.Thompson
25.	12/16	@ San Diego	111-103	W 14-11		4-9	21 Paxson	11 M.Thompson
26.	12/18	Dallas	108-105	W 15-11	11-2		22 Natt	10 Carr
27.	12/21	@ Seattle	94-99	L 15-12		4-10	22 M.Thompson	20 M.Thompson
28.	12/23	Houston	88-82	W 16-12	12-2		24 Paxson	15 M.Thompson
29.	12/25	Seattle	95-88	W 17-12	13-2		22 Paxson	13 Carr
30.	12/26	@ San Diego	105-112	L 17-13		4-11	24 M.Thompson	12 M.Thompson
31.	12/28	@ Phoenix	94-116	L 17-14		4-12	20 Valentine	7 Carr,Cooper
32.	12/30	@ Kansas City	113-107	W 18-14		5-12	26 M.Thompson	15 M.Thompson
33.	1/1	Golden State	102-74	W 19-14	14-2		21 M.Thompson	11 M.Thomp.,Carr,Verhoeven
34.	1/2	Denver	122-104	W 20-14	15-2		31 Paxson	14 Cooper
35.	1/4	Indiana	119-117	W 21-14	16-2		32 Paxson	10 Cooper,Natt
36.	1/6	@ Golden State	93-94	L 21-15		5-13	20 Natt	17 Carr
37.	1/9	Seattle	110-101	W 22-15	17-2		31 Natt	8 M.Thompson
38.	1/14	@ Seattle	102-99	W 23-15		6-13	24 M.Thompson	10 Cooper,Natt
39.	1/15	Kansas City	121-110	W 24-15	18-2		29 Paxson	8 M.Thompson
40.	1/20	@ Dallas	112-121	L 24-16		6-14	34 Natt	12 Cooper
41.	1/22	@ Houston	113-96 (ot)	W 25-16		7-14	33 Natt	14 Natt
42.	1/23	@ San Antonio	108-107	W 26-16		8-14	25 M.Thompson	12 Natt
43.	1/25	LA Lakers	120-125	L 26-17	18-3		29 Paxson	12 Natt
44.	1/27	Utah	120-106	W 27-17	19-3		22 Paxson	10 Natt
45.	1/28	@ Denver	109-118	L 27-18		8-15	26 Natt	11 Natt
46.	2/1	Milwaukee	99-115	L 27-19	19-4		22 Natt	9 M.Thompson
47.	2/4	Philadelphia	115-109	W 28-19	20-4		28 Natt	13 Cooper
48.	2/6	Dallas	105-112	L 28-20	20-5		27 Paxson	12 M.Thompson,Cooper
49.	2/8	@ Chicago	109-93	W 29-20		9-15	34 Paxson	9 M.Thompson,Natt
50.	2/10	@ Milwaukee	92-102	L 29-21		9-16	22 Paxson	14 Cooper
51.	2/15	San Diego	115-106	W 30-21	21-5		21 Natt	16 M.Thompson
52.	2/17	Boston	121-114	W 31-21	22-5		26 Carr	12 M.Thompson
53.	2/18	@ Utah	101-97	W 32-21		10-16	32 Paxson	12 M.Thompson
54.	2/20	Washington	104-95	W 33-21	23-5		26 Paxson	12 M.Thompson
55.	2/22	@ Houston	113-107	W 34-21		11-16	28 Paxson	12 M.Thompson
56.	2/23	@ San Antonio	114-124	L 34-22		11-17	20 Paxson,Natt	9 M.Thompson
57.	2/25	@ Dallas	117-133	L 34-23		11-18	19 Carr	12 M.Thompson
58.	2/27	@ Cleveland	92-98	L 34-24		11-19	24 Paxson,Natt	11 Natt
59.	3/2	@ San Diego	104-102	W 35-24		12-19	24 Natt	10 Carr
60.	3/4	Denver	138-142	L 35-25	23-6		33 Natt	8 Carr
61.	3/6	Utah	105-110	L 35-26	23-7		27 Paxson	12 M.Thompson
62.	3/8	@ Atlanta	93-110	L 35-27		12-20	22 Paxson	9 Cooper
63.	3/9	@ Indiana	101-97	W 36-27		13-20	26 Paxson	18 M.Thompson
64.	3/12	@ New York	95-97	L 36-28		13-21	30 Natt	9 Cooper
65.	3/13	@ New Jersey	94-109	L 36-29		13-22	32 Paxson	13 Cooper
66.	3/15	Kansas City	115-98	W 37-29	24-7		32 Paxson	10 Natt
67.	3/18	Chicago	101-117	L 37-30	24-8		31 Paxson	11 Cooper
68.	3/20	@ Denver	118-106	W 38-30		14-22	29 Paxson	12 Carr
69.	3/22	San Antonio	119-102	W 39-30	25-8		22 M.Thompson	16 Cooper
70.	3/24	Houston	104-97	W 40-30	26-8		25 Paxson	11 M.Thompson
71.	3/27	@ Kansas City	95-110	L 40-31		14-23	25 M.Thompson	10 M.Thompson
72.	3/29	Detroit	114-107	W 41-31	27-8		22 Natt	7 M.Thompson
73.	3/31	@ Phoenix	89-106	L 41-32		14-24	22 Natt	13 Cooper
74.	4/2	Dallas	110-98	W 42-32	28-8		27 Natt	12 Cooper
75.	4/5	LA Lakers	107-101	W 43-32	29-8		24 M.Thompson	12 M.Thompson
76.	4/7	@ Golden State	107-118	L 43-33		14-25	21 Paxson	8 McDowell
77.	4/8	Phoenix	98-99	L 43-34	29-9		20 Paxson,Natt	10 Cooper
78.	4/10	Seattle	93-102	L 43-35	29-10		27 Natt	16 M.Thompson
79.	4/12	@ Seattle	101-106	L 43-36		14-26	26 Paxson	14 M.Thompson
80.	4/14	San Diego	120-83	W 44-36	30-10		24 Natt	11 M.Thompson
81.	4/15	Golden State	112-106	W 45-36	31-10		30 Paxson	15 Cooper
82.	4/17	@ LA Lakers	119-108	W 46-36		15-26	28 Paxson	9 Natt

See Playoff section for 1983 Playoff game-by-game scores



SCHEDULE & RESULTS

1983-84 (48-34)

	Date	Opponent	Score	Record	Home	Road	Scoring Leader	Rebounding Leader
1.	10/28	San Diego	107-93	W 1-0	1-0		21 Cooper	13 Cooper
2.	10/29	@ Golden State	95-97	L 1-1		0-1	27 Paxson	12 Carr
3.	11/1	@ San Antonio	126-124	W 2-1		1-1	26 Natt	10 M.Thompson
4.	11/2	@ Dallas	117-123	L 2-2		1-2	23 Paxson	10 M.Thompson,Natt
5.	11/4	New York	106-97	W 3-2	2-0		25 Paxson, Natt	9 M.Thompson
6.	11/6	Phoenix	122-96	W 4-2	3-0		20 Paxson	11 Cooper
7.	11/8	@ Houston	122-104	W 5-2		2-2	26 Natt	16 M.Thompson
8.	11/10	Cleveland	115-110	W 6-2	4-0		23 Paxson	8 M.Thompson
9.	11/12	@ Utah	122-136	L 6-3		2-3	33 Paxson	8 Carr
10.	11/13	Atlanta	135-105	W 7-3	5-0		24 Paxson	11 Cooper
11.	11/15	Utah	114-112	W 8-3	6-0		26 Cooper	12 Natt
12.	11/19	LA Lakers	110-117	L 8-4	6-1		21 Paxson	11 Cooper
13.	11/22	Denver	156-116	W 9-4	7-1		22 Lever	12 M.Thompson,Carr
14.	11/25	@ Seattle	100-90	W 10-4		3-3	18 Carr	9 Natt
15.	11/26	Seattle	122-94	W 11-4	8-1		20 Paxson	10 Natt
16.	11/28	@ Kansas City	104-113	L 11-5		3-4	28 M.Thompson	11 Carr
17.	11/30	@ Cleveland	105-112	L 11-6		3-5	24 Paxson	8 Carr
18.	12/2	@ Boston	106-115	L 11-7		3-6	18 Valentine	16 M.Thompson
19.	12/3	@ New Jersey	128-122 (ot)	W 12-7		4-6	28 Lever	11 Carr,Cooper
20.	12/6	San Antonio	130-118	W 13-7	9-1		26 Paxson	7 M.Thompson
21.	12/7	@ Utah	111-116	L 13-8		4-7	21 M.Thompson	15 Cooper
22.	12/9	Detroit	123-117	W 14-8	10-1		28 M.Thompson	14 M.Thompson
23.	12/11	Golden State	105-101	W 15-8	11-1		27 Paxson	17 Carr
24.	12/13	Seattle	102-89	W 16-8	12-1		18 Paxson,M.Thompson	11 Natt
25.	12/15	New Jersey	118-105	W 17-8	13-1		20 M.Thompson	9 Cooper
26.	12/16	@ Denver	119-115	W 18-8		5-7	22 Paxson,Natt	17 Cooper
27.	12/18	@ LA Lakers	115-122	L 18-9		5-8	22 M.Thompson,Carr	11 Carr
28.	12/21	@ Phoenix	112-116	W 19-9		6-8	31 Paxson	16 Carr
29.	12/23	Houston	97-84	W 20-9	14-1		24 Paxson	12 Carr,Norris
30.	12/25	LA Lakers	141-121	W 21-9	15-1		27 Paxson	11 M.Thompson
31.	12/27	@ Detroit	100-140	L 21-10		6-9	19 M.Thompson	12 Carr
32.	12/29	@ Chicago	99-100	L 21-11		6-10	18 Paxson,Cooper	11 Cooper
33.	12/30	@ Milwaukee	88-93	L 21-12		6-11	17 M.Thompson	8 Carr
34.	1/1	Philadelphia	103-115	L 21-13	15-2		19 M.Thompson	8 M.Thompson,Drexler
35.	1/3	Kansas City	123-104	W 22-13	16-2		39 Paxson	12 M.Thompson
36.	1/6	Denver	144-129	W 23-13	17-2		32 Paxson	16 M.Thompson
37.	1/8	@ Seattle	110-125	L 23-14		6-12	20 Paxson,M.Thompson	9 M.Thompson
38.	1/10	San Antonio	133-120	W 24-14	18-2		22 Cooper	7 Cooper
39.	1/12	@ Houston	120-117	W 25-14		7-12	Natt	11 Natt
40.	1/13	@ Dallas	110-113	L 25-15		7-13	24 Paxson	11 Carr
41.	1/16	@ San Antonio	111-126	L 25-16		7-14	23 Paxson	10 M.Thompson
42.	1/17	Dallas	121-114	W 26-16	19-2		31 Natt	8 Cooper
43.	1/19	@ Golden State	103-107	L 26-17		7-15	22 Paxson	11 Carr
44.	1/21	Kansas City	114-94	W 27-17	20-2		25 M.Thompson	13 M.Thompson
45.	1/24	@ San Diego	113-118	L 27-18		7-16	21 Carr	13 Carr
46.	1/31	@ LA Lakers	124-129	L 27-19		7-17	33 Natt	11 M.Thompson
47.	2/1	@ Phoenix	106-109	L 27-20		7-18	25 Natt	9 M.Thompson,Lever
48.	2/3	Milwaukee	116-110	W 28-20	21-2		32 Natt	8 Cooper
49.	2/5	Phoenix	97-82	W 29-20	22-2		22 Paxson	10 Carr
50.	2/7	Dallas	101-85	W 30-20	23-2		23 Carr	11 Carr
51.	2/8	@ San Diego	114-105	W 31-20		8-18	26 Carr	13 Carr
52.	2/10	Denver	123-117	W 32-20	24-2		22 Paxson	10 M.Thompson
53.	2/12	Utah	112-114	L 32-21	24-3		26 Paxson	11 Cooper
54.	2/17	Washington	87-96	L 32-22	24-4		17 Paxson	8 Natt
55.	2/19	Boston	101-107	L 32-23	24-5		24 Paxson	14 M.Thompson
56.	2/21	@ New York	106-89	W 33-23		9-18	20 Paxson	14 M.Thompson
57.	2/22	@ Washington	104-101	W 34-23		10-18	24 Carr	8 Natt
58.	2/24	@ Philadelphia	119-114	W 35-23		11-18	31 Natt	11 Natt
59.	2/26	@ Indiana	100-102	L 35-24		11-19	20 Natt	12 M.Thompson
60.	2/28	San Diego	117-99	W 36-24	25-5		26 Paxson	12 Carr
61.	3/1	San Antonio	121-98	W 37-24	26-5		20 Paxson,Lever	8 Carr,M.Thompson,Cooper
62.	3/3	Indiana	118-98	W 38-24	27-5		23 M.Thompson	13 Carr
63.	3/6	@ Kansas City	110-128	L 38-25		11-20	23 Carr	10 Carr,M.Thompson
64.	3/9	@ Atlanta	104-101	W 39-25		12-20	20 Carr,Natt	15 M.Thompson
65.	3/11	@ Denver	123-149	L 39-26		12-21	29 Natt	8 Carr,Natt,Norris
66.	3/13	@ Utah	119-124	L 39-27		12-22	21 Carr,M.Thompson	12 M.Thompson
67.	3/16	Chicago	155-156 (4ot)	L 39-28	27-6		41 Paxson	12 Natt
68.	3/17	Golden State	133-96	W 40-28	28-6		29 Paxson	7 Cooper,Drexler
69.	3/20	San Diego	106-105	W 41-28	29-6		27 Paxson	8 Natt
70.	3/23	Phoenix	124-98	W 42-28	30-6		25 Carr	14 M.Thompson
71.	3/24	@ Golden State	106-94	W 43-28		13-22	27 Paxson	12 M.Thompson
72.	3/27	Seattle	93-87	W 44-28	31-6		24 Paxson	13 Drexler
73.	3/29	Kansas City	120-113	W 45-28	32-6		21 Paxson	12 M.Thompson
74.	3/31	@ Houston	106-102	W 46-28		14-22	23 Carr	13 Carr
75.	4/3	@ Dallas	91-88	W 47-28		15-22	22 Paxson	10 Carr
76.	4/5	Houston	114-129	L 47-29	32-7		26 Paxson	6 Carr
77.	4/6	@ San Diego	112-121	L 47-30		15-23	32 Paxson	10 M.Thompson
78.	4/8	LA Lakers	113-119	L 47-31	32-8		25 Carr	8 Natt
79.	4/10	@ Phoenix	88-100	L 47-32		15-24	21 Carr	13 Carr
80.	4/11	@ LA Lakers	108-121	L 47-33		15-25	22 Paxson	9 Carr
81.	4/13	Golden State	102-101	W 48-33	33-8		27 Natt	9 Carr
82.	4/15	@ Seattle	103-108	L 48-34		15-26	30 Paxson	8 M.Thompson

See Playoff section for 1984 Playoff game-by-game scores

HISTORY



SCHEDULE & RESULTS

1984-85 (42-40)

	Date	Opponent	Score	Record	Home	Road	Scoring Leader	Rebounding Leader
1.	10/27	@ Kansas City	140-119	W 1-0		1-0	47 Vandeweghe	11 M.Thompson
2.	10/30	Seattle	115-83	W 2-0	1-0		22 Vandeweghe	8 M.Thompson
3.	11/1	@ Phoenix	130-139 (3ot)	L 2-1		1-1	28 Paxson	10 Drexler,Carr
4.	11/3	@ LA Clippers	131-112	W 3-1		2-1	31 Vandew.,M.Thomp.	12 Bowie
5.	11/4	@ LA Lakers	116-124	L 3-2		2-2	23 Drexler	8 Drexler,M.Thompson
6.	11/6	Phoenix	116-99	W 4-2	2-0		29 Vandeweghe	9 Bowie
7.	11/8	@ Denver	125-128	L 4-3		2-3	32 M.Thompson	15 M.Thompson
8.	11/9	LA Lakers	126-130	L 4-4	2-1		28 M.Thompson	7 M.Thompson
9.	11/11	Golden State	109-97	W 5-4	3-1		30 Paxson	12 Bowie
10.	11/13	Dallas	94-101	L 5-5	3-2		25 Paxson,M.Thompson	10 M.Thompson
11.	11/15	Utah	129-120	W 6-5	4-2		30 Vandeweghe	12 Norris
12.	11/16	@ Seattle	89-91	L 6-6		2-4	23 M.Thompson	11 M.Thompson
13.	11/18	LA Clippers	113-105	W 7-6	5-2		31 M.Thompson	12 M.Thompson
14.	11/20	New Jersey	117-107 (ot)	W 8-6	6-2		28 Vandeweghe	14 Norris
15.	11/24	Chicago	141-131	W 9-6	7-2		31 Paxson	8 Carr
16.	11/27	@ Cleveland	115-106	W 10-6		3-4	22 Vandeweghe,Carr	12 Bowie
17.	11/28	@ Detroit	113-120	L 10-7		3-5	29 Vandeweghe	6 Carr,M.Thompson
18.	11/30	@ Philadelphia	116-126	L 10-8		3-6	26 Drexler	8 M.Thompson
19.	12/1	@ New York	115-93	W 11-8		4-6	25 Drexler	12 Drexler
20.	12/4	Phoenix	112-104	W 12-8	8-2		23 Vandeweghe	16 Carr
21.	12/6	San Antonio	113-96	W 13-8	9-2		28 M.Thompson	13 Carr
22.	12/8	Houston	120-127	L 13-9	9-3		30 Vandeweghe	13 M.Thompson
23.	12/11	@ Denver	122-123	L 13-10		4-7	28 Vandew.,M.Thomp.	12 Bowie
24.	12/13	@ LA Clippers	100-106	L 13-11		4-8	26 Vandeweghe	9 M.Thompson,Carr
25.	12/14	@ Golden State	92-105	L 13-12		4-9	20 Vandeweghe	11 Carr
26.	12/18	@ Seattle	99-109	L 13-13		4-10	22 M.Thompson	9 M.Thompson
27.	12/20	Kansas City	113-118	L 13-14	9-4		24 Paxson	13 Bowie
28.	12/22	@ Phoenix	108-110	L 13-15		4-11	28 Drexler	11 Bowie
29.	12/25	Golden State	106-97	W 14-15	10-4		26 Drexler	14 Bowie
30.	12/27	@ San Antonio	120-141	L 14-16		4-12	22 M.Thompson	7 Bowie,M.Thompson
31.	12/29	@ Houston	92-108	L 14-17		4-13	19 M.Thompson	11 M.Thompson
32.	1/1	Philadelphia	106-111	L 14-18	10-5		27 Vandeweghe	11 Bowie
33.	1/3	Seattle	123-89	W 15-18	11-5		30 Vandeweghe	9 Bowie
34.	1/4	@ LA Lakers	95-120	L 15-19		4-14	19 Drexler	10 Bowie
35.	1/6	Indiana	118-101	W 16-19	12-5		26 Vandeweghe	11 M.Thompson
36.	1/8	Dallas	102-108	L 16-20	12-6		29 Paxson	8 Bowie
37.	1/11	@ San Antonio	123-103	W 17-20		5-14	25 Vandeweghe	10 M.Thompson
38.	1/13	@ Dallas	101-124	L 17-21		5-15	24 M.Thompson	13 M.Thompson
39.	1/15	Houston	121-117	W 18-21	13-6		40 Paxson	8 M.Thompson
40.	1/18	@ Utah	122-127	L 18-22		5-16	29 Vandeweghe	10 M.Thompson
41.	1/19	Denver	120-123	L 18-23	13-7		27 Vandeweghe	11 Bowie
42.	1/22	@ Chicago	115-123	L 18-24		5-17	25 M.Thompson	10 Bowie
43.	1/23	@ Indiana	136-104	W 19-24		6-17	28 Paxson	12 M.Thompson
44.	1/27	@ Boston	127-128	L 19-25		6-18	24 Paxson	7 Bowie
45.	1/29	LA Lakers	106-122	L 19-26	13-8		24 M.Thompson	13 Bowie
46.	1/31	@ Golden State	129-109	W 20-26		7-18	32 Vandeweghe	8 M.Thompson
47.	2/1	San Antonio	93-104	L 20-27	13-9		19 Bowie	10 M.Thompson,Bowie
48.	2/2	Milwaukee	95-105	L 20-28	13-10		26 M.Thompson	15 Bowie
49.	2/5	Utah	126-106	W 21-28	14-10		21 M.Thompson	10 Bowie
50.	2/7	New York	133-122	W 22-28	15-10		27 Vandeweghe	12 Bowie
51.	2/12	Boston	111-103	W 23-28	16-10		23 Valentine	13 Bowie
52.	2/15	Washington	93-89	W 24-28	17-10		21 M.Thompson	20 Bowie
53.	2/17	Kansas City	115-96	W 25-28	18-10		26 M.Thompson	9 Bowie
54.	2/19	@ Kansas City	96-116	L 25-29		7-19	20 Drexler	10 M.Thompson
55.	2/20	@ Dallas	98-104	L 25-30		7-20	19 Drexler	7 M.Thomp.,Bow.,Pax.,Kersey
56.	2/22	@ Houston	103-117	L 25-31		7-21	26 Bowie	11 Bowie
57.	2/24	@ San Antonio	137-121	W 26-31		8-21	37 Drexler	10 Drexler
58.	2/26	LA Clippers	110-99	W 27-31	19-10		33 M.Thompson	9 M.Thompson
59.	2/28	@ Golden State	120-124	L 27-32		8-22	31 Paxson	11 Drexler
60.	3/1	Cleveland	103-111	L 27-33	19-11		10 Drexler	14 Bowie
61.	3/3	Utah	121-93	W 28-33	20-11		25 Colter	12 Drexler
62.	3/5	@ Atlanta	100-91	W 29-33		9-22	28 Vandeweghe	11 Drexler
63.	3/6	@ Washington	121-127 (2ot)	L 29-34		9-23	35 Colter	11 Carr
64.	3/8	@ New Jersey	128-110	W 30-34		10-23	35 Vandeweghe	12 M.Thompson
65.	3/10	@ Milwaukee	94-110	L 30-35		10-24	20 Bowie	15 Bowie
66.	3/12	@ Kansas City	114-120	L 30-36		10-25	30 Carr	10 Bowie
67.	3/15	Golden State	126-101	W 31-36	21-11		30 Vandeweghe	13 Bowie
68.	3/17	Atlanta	114-101	W 32-36	22-11		35 Vandeweghe	8 M.Thompson
69.	3/19	Detroit	143-123	W 33-36	23-11		30 M.Thompson	11 M.Thompson
70.	3/21	@ Phoenix	104-114	L 33-37		10-26	26 Drexler	12 Drexler
71.	3/23	LA Clippers	126-123	W 34-37	24-11		26 Vandeweghe	8 Bowie
72.	3/25	@ LA Clippers	120-99	W 35-37		11-26	27 Vandeweghe	8 Carr
73.	3/26	LA Lakers	116-113 (ot)	W 36-37	25-11		21 Vandeweghe	9 M.Thompson
74.	3/29	@ Seattle	125-99	W 37-37		12-26	24 Vandeweghe	15 M.Thompson
75.	3/30	@ Denver	117-129	L 37-38		12-27	23 M.Thompson	9 M.Thompson
76.	4/2	Houston	127-113	W 38-38	26-11		30 Drexler	13 Carr
77.	4/5	Seattle	145-120	W 39-38	27-11		20 Paxson	13 Bowie
78.	4/7	@ LA Lakers	133-135 (ot)	L 39-39		12-28	24 Vandeweghe	20 Bowie
79.	4/9	Phoenix	116-100	W 40-39	28-11		27 Vandeweghe	14 Bowie
80.	4/11	@ Utah	107-145	L 40-40		12-29	19 Kersey	8 Carr,Drexler
81.	4/12	Dallas	131-111	W 41-40	29-11		38 Vandeweghe	11 Bowie
82.	4/14	Denver	117-112	W 42-40	30-11		35 Drexler	11 Carr

See Playoff section for 1985 Playoff game-by-game scores



SCHEDULE & RESULTS

1985-86 (40-42)

	Date	Opponent	Score	Record	Home	Road	Scoring Leader	Rebounding Leader
1.	10/25	Phoenix	128-123 (ot)	W 1-0	1-0		31 Vandeweghe	11 Carr
2.	10/27	Golden State	116-99	W 2-0	2-0		25 Vandeweghe	13 Carr
3.	10/29	@ LA Clippers	113-119	L 2-1		0-1	23 Bowie	11 Bowie
4.	11/2	Utah	128-108	W 3-1	3-0		25 Vandeweghe	10 Bowie, Drexler, Carr
5.	11/3	New York	110-96	W 4-1	4-0		21 Vandeweghe	8 M.Thompson
6.	11/5	@ Houston	113-127	L 4-2		0-2	28 Vandeweghe	7 Bowie, Vandeweghe
7.	11/6	@ Dallas	111-109	W 5-2		1-2	28 Drexler	10 Bowie, M.Thompson
8.	11/8	Seattle	92-88	W 6-2	5-0		28 Vandeweghe	8 Bowie, M.Thompson
9.	11/10	Cleveland	110-107	W 7-2	6-0		24 Bowie	11 Carr
10.	11/12	Sacramento	126-115	W 8-2	7-0		26 Vandeweghe	11 Carr, Bowie
11.	11/14	@ LA Lakers	102-114	L 8-3		1-3	19 Drexler	8 Bowie
12.	11/15	@ Utah	118-133	L 8-4		1-4	20 Bowie	9 Drexler
13.	11/17	Milwaukee	104-117	L 8-5	7-1		30 Vandeweghe	17 Carr
14.	11/19	New Jersey	102-108	L 8-6	7-2		35 Vandeweghe	11 K.Johnson
15.	11/21	@ LA Clippers	112-108	W 9-6		2-4	23 Vandeweghe	13 M.Thompson
16.	11/23	LA Lakers	113-130	L 9-7	7-3		24 Porter	11 K.Johnson
17.	11/25	Houston	125-118	W 10-7	8-3		29 M.Thompson	13 M.Thompson
18.	11/27	@ Phoenix	110-93	W 11-7		3-4	32 Vandeweghe	13 Carr
19.	11/29	Chicago	122-107	W 12-7	9-3		23 Vandeweghe	13 M.Thompson
20.	12/1	San Antonio	106-117	L 12-8	9-4		21 M.Thompson	15 M.Thompson
21.	12/3	@ Washington	115-118	L 12-9		3-5	30 Vandeweghe	12 Carr
22.	12/4	@ Atlanta	98-109	L 12-10		3-6	20 Colter	8 Bowie
23.	12/6	@ Boston	121-103	W 13-10		4-6	22 Colter, Kersey	13 Bowie
24.	12/7	@ New Jersey	106-118	L 13-11		4-7	22 Bowie, Paxson	10 Bowie
25.	12/10	Golden State	94-92	W 14-11	10-4		24 Paxson	9 Drexler
26.	12/11	@ Utah	111-119	L 14-12		4-8	19 Drexler	9 M.Thompson
27.	12/13	@ Golden State	127-124 (ot)	W 15-12		5-8	33 Paxson	12 Bowie
28.	12/17	@ San Antonio	118-126	L 15-13		5-9	26 Drexler	11 Bowie
29.	12/19	@ Denver	118-123	L 15-14		5-10	22 Vandeweghe	12 Bowie
30.	12/21	@ Seattle	114-97	W 16-14		6-10	26 Vandeweghe	11 Bowie
31.	12/22	Denver	121-114	W 17-14	11-4		35 Vandeweghe	15 Bowie
32.	12/25	LA Clippers	121-107	W 18-14	12-4		26 Vandeweghe	11 Bowie, M.Thompson
33.	12/27	@ Dallas	142-133 (ot)	W 19-14		7-10	30 Vandeweghe	15 Bowie
34.	12/28	@ Houston	108-118	L 19-15		7-11	24 Vandeweghe	8 K.Johnson
35.	12/30	San Antonio	125-110	W 20-15	13-4		30 M.Thompson	15 Drexler
36.	1/1	Philadelphia	119-121 (ot)	L 20-16	13-5		30 Vandeweghe	9 K.Johnson
37.	1/3	Phoenix	133-104	W 21-16	14-5		30 Vandeweghe	12 M.Thompson
38.	1/5	Golden State	136-120	W 22-16	15-5		26 Vandeweghe	12 Bowie
39.	1/8	@ LA Lakers	121-125	L 22-17		7-12	21 Vandeweghe	9 Drexler
40.	1/10	@ Milwaukee	89-95	L 22-18		7-13	26 Drexler	12 M.Thompson
41.	1/11	@ New York	109-106	W 23-18		8-13	27 Vandeweghe	12 M.Thompson, Ca.Jones
42.	1/14	@ Cleveland	120-108	W 24-18		9-13	28 Vandeweghe	10 M.Thompson
43.	1/15	@ Indiana	109-104	W 25-18		10-13	31 Vandeweghe	10 Ca.Jones
44.	1/18	Phoenix	112-87	W 26-18	16-5		26 Vandeweghe	12 K.Johnson
45.	1/19	San Antonio	105-116	L 26-19	16-6		25 M.Thompson	9 M.Thompson, Ca.Jones
46.	1/23	Seattle	117-107 (2ot)	W 27-19	17-6		31 Vandeweghe	13 Ca.Jones
47.	1/25	@ Sacramento	129-125	W 28-19		11-13	33 Vandeweghe	12 Ca.Jones
48.	1/26	Sacramento	116-121	L 28-20	17-7		29 Vandeweghe	9 Ca.Jones
49.	1/28	@ Phoenix	130-136	L 28-21		11-14	35 Vandeweghe	6 K.Johnson
50.	1/30	LA Lakers	94-118	L 28-22	17-8		25 Vandeweghe	8 M.Thompson
51.	2/1	LA Clippers	156-121	W 29-22	18-8		36 Vandeweghe	8 M.Thompson
52.	2/4	@ Denver	118-119	L 29-23		11-15	33 Vandeweghe	7 Vandeweghe, Kersey
53.	2/6	Dallas	111-115	L 29-24	18-9		22 Vandeweghe	10 Carr
54.	2/11	Washington	116-124	L 29-25	18-10		20 M.Thompson	8 Carr, Bowie
55.	2/13	@ LA Clippers	113-118	L 29-26		11-16	23 Drexler	8 Carr, Bowie
56.	2/14	Boston	119-120 (ot)	L 29-27	18-11		38 Vandeweghe	12 Bowie
57.	2/16	Atlanta	101-110	L 29-28	18-12		21 Vandeweghe	10 M.Thompson, Kersey
58.	2/19	@ Philadelphia	133-153	L 29-29		11-17	28 Vandeweghe	7 M.Thompson
59.	2/21	@ Chicago	96-108	L 29-30		11-18	24 Vandeweghe	8 M.Thompson
60.	2/22	@ Detroit	106-113	L 29-31		11-19	23 Colter	11 Carr
61.	2/24	Denver	113-119	L 29-32	18-13		23 M.Thompson	11 Carr
62.	2/26	@ Phoenix	112-113	L 29-33		11-20	25 Drexler	11 M.Thompson
63.	2/22	@ Seattle	94-107	L 29-34		11-21	21 Vandeweghe	15 M.Thompson
64.	3/1	Houston	117-112	W 30-34	19-13		28 Vandeweghe	12 Drexler
65.	3/4	Indiana	102-99	W 31-34	20-13		30 Vandeweghe	13 Carr
66.	3/7	Dallas	125-114	W 32-34	21-13		34 Vandeweghe	12 Carr
67.	3/8	Utah	104-90	W 33-34	22-13		29 Vandeweghe	18 Carr
68.	3/13	@ Houston	118-126	L 33-35		11-22	26 Drexler	12 M.Thompson
69.	3/14	@ Dallas	118-129	L 33-36		11-23	41 Drexler	8 Carr, Drexler
70.	3/16	Detroit	119-109	W 34-36	23-13		35 Vandeweghe	16 Carr
71.	3/18	@ LA Lakers	122-128	L 34-37		11-24	27 Carr	9 Carr
72.	3/21	Seattle	115-108	W 35-37	24-13		36 Vandeweghe	18 Carr
73.	3/23	Sacramento	112-102	W 36-37	25-13		32 Drexler	14 Carr
74.	3/25	@ Sacramento	99-116	L 36-38		11-25	23 Vandeweghe	9 M.Thompson
75.	3/29	@ Golden State	129-130	L 36-39		11-26	33 Vandeweghe	13 Carr
76.	4/1	Denver	127-110	W 37-39	26-13		24 Vandeweghe	16 Carr
77.	4/2	@ Seattle	121-109	W 38-39		12-26	36 Vandeweghe	9 Carr
78.	4/4	@ Utah	103-114	L 38-40		12-27	34 Vandeweghe	14 Carr
79.	4/8	LA Lakers	114-120	L 38-41	26-14		22 Vandeweghe	14 M.Thompson
80.	4/10	LA Clippers	115-100	W 39-41	27-14		26 Drexler	11 Carr
81.	4/11	@ Golden State	131-130	W 40-41		13-27	28 Drexler	14 Carr
82.	4/13	@ San Antonio	118-123	L 40-42		13-28	28 Vandeweghe	9 M.Thompson

See Playoff section for 1986 Playoff game-by-game scores

HISTORY



SCHEDULE & RESULTS

1986-87 (49-33)

Date	Opponent	Score	Record	Home	Road	Scoring Leader	Rebounding Leader
1. 10/31	Seattle	110-127	L 0-1	0-1		36 Vandeweghe	10 Carr
2. 11/1	@ Utah	110-119	L 0-2		0-1	31 Bowie	12 Carr
3. 11/4	@ Phoenix	120-126	L 0-3		0-2	24 Porter	15 Carr
4. 11/5	@ Golden State	92-102	L 0-4		0-3	18 Drexler	16 Bowie
5. 11/7	Dallas	120-113 (ot)	W 1-4	1-1		36 Vandeweghe	12 Carr
6. 11/9	Philadelphia	119-125	L 1-5	1-2		31 Vandeweghe	9 Kersey
7. 11/11	Golden State	126-108	W 2-5	2-2		29 Vandeweghe	11 S.Johnson
8. 11/14	LA Clippers	119-109	W 3-5	3-2		30 Vandeweghe	20 Carr
9. 11/16	Utah	124-103	W 4-5	4-2		32 Vandeweghe	13 Carr
10. 11/18	@ Houston	115-111 (ot)	W 5-5		1-3	24 S.Johnson	15 Carr
11. 11/20	@ Denver	128-142	L 5-6		1-4	26 Vandeweghe	11 Drexler
12. 11/21	San Antonio	127-114	W 6-6	5-2		26 Vandeweghe,Drexler	10 Ca.Jones
13. 11/21	Indiana	108-95	W 7-6	6-2		23 Vandeweghe	12 Carr
14. 11/25	@ Washington	99-111	L 7-7		1-5	16 S.Johnson	8 Carr
15. 11/26	@ Cleveland	114-118	L 7-8		1-6	40 S.Johnson	10 Carr,S.Johnson
16. 11/28	@ Philadelphia	112-116	L 7-9		1-7	22 Vandeweghe	8 S.Johnson
17. 11/30	@ Indiana	118-101	W 8-9		2-7	30 Vandeweghe	12 S.Johnson
18. 12/2	LA Clippers	134-99	W 9-9	7-2		26 Drexler	11 Kersey
19. 12/4	@ Sacramento	106-102	W 10-9		3-7	31 Drexler	11 Carr
20. 12/7	New York	107-104 (ot)	W 11-9	8-2		26 Drexler	15 Carr
21. 12/9	@ San Antonio	120-104	W 12-9		4-7	40 Vandeweghe	12 S.Johnson
22. 12/10	@ Dallas	129-130	L 12-10		4-8	31 Vandeweghe	11 Carr
23. 12/12	@ LA Clippers	113-112	W 13-10		5-8	38 Vandeweghe	6 Carr,Ca.Jones
24. 12/14	Dallas	134-100	W 14-10	9-2		22 Drexler	21 Carr
25. 12/16	Seattle	126-118	W 15-10	10-2		27 Kersey	11 Carr
26. 12/18	@ LA Lakers	115-131	L 15-11		5-9	24 S.Johnson	10 S.Johnson,Kersey
27. 12/19	Houston	115-112	W 16-11	11-2		29 S.Johnson	13 S.Johnson
28. 12/21	Washington	128-101	W 17-11	12-2		29 Vandeweghe	13 Carr
29. 12/23	@ Golden State	111-112	L 17-12		5-10	26 Vandeweghe	10 Drexler
30. 12/28	@ Seattle	127-118	W 18-12		6-10	32 Vandeweghe	11 Carr
31. 12/30	Phoenix	120-105	W 19-12	13-2		34 Vandeweghe	10 Carr
32. 1/1	LA Lakers	104-140	L 19-13	13-3		21 Vandeweghe	13 Carr
33. 1/3	Denver	116-108	W 20-13	14-3		30 Vandeweghe	14 Carr
34. 1/4	Sacramento	128-111	W 21-13	15-3		26 Drexler	12 S.Johnson
35. 1/8	@ Chicago	117-121	L 21-14		6-11	35 Vandeweghe	13 S.Johnson
36. 1/9	@ New Jersey	127-120 (ot)	W 22-14		7-11	29 S.Johnson	18 Carr
37. 1/11	@ Milwaukee	103-91	W 23-14		8-11	32 Vandeweghe	18 Carr
38. 1/13	Utah	121-113	W 24-14	16-3		25 S.Johnson	19 Carr
39. 1/15	@ Sacramento	118-120	L 24-15		8-12	37 Vandeweghe	15 Carr
40. 1/18	Golden State	103-116	L 24-16	16-4		29 Vandeweghe	12 Kersey
41. 1/19	@ Denver	116-118	L 24-17		8-13	36 Drexler	16 Kersey
42. 1/23	Sacramento	109-89	W 25-17	17-4		20 Carr	16 Carr
43. 1/26	Denver	145-141 (ot)	W 26-17	18-4		35 Vandeweghe	10 Carr,S.Johnson
44. 1/27	@ LA Lakers	100-107	L 26-18		8-14	25 S.Johnson	9 S.Johnson
45. 1/29	@ Utah	114-120	L 26-19		8-15	33 Vandeweghe	11 Carr
46. 1/30	New Jersey	125-107	W 27-19	19-4		28 Vandeweghe	14 Ca.Jones
47. 2/1	Dallas	133-117	W 28-19	20-4		38 Vandeweghe	9 Ca.Jones,Kersey
48. 2/3	Phoenix	117-103	W 29-19	21-4		28 Vandeweghe	12 S.Johnson
49. 2/5	LA Lakers	105-104	W 30-19	22-4		23 Vandew.S.Johnson	10 Porter
50. 2/10	@ Dallas	115-135	L 30-20		8-16	27 S.Johnson	12 Kersey
51. 2/13	Boston	116-131	L 30-21	22-5		25 S.Johnson	14 S.Johnson,Ca.Jones
52. 2/15	Atlanta	98-93	W 31-21	23-5		27 Vandeweghe	11 Ca.Jones
53. 2/16	@ LA Clippers	110-105	W 32-21		9-16	36 Drexler	11 Kersey
54. 2/19	@ Phoenix	124-108	W 33-21		10-16	35 Vandeweghe	15 S.Johnson
55. 2/22	Milwaukee	124-120	W 34-21	24-5		29 Drexler	10 Ca.Jones
56. 2/24	@ New York	122-109	W 35-21		11-16	34 Vandeweghe	12 Kersey
57. 2/25	@ Boston	116-122	L 35-22		11-17	34 S.Johnson	7 Kersey,Drexler
58. 2/27	@ Detroit	123-111	W 36-22		12-17	35 Vandeweghe	20 Ca.Jones
59. 2/28	@ Atlanta	102-123	L 36-23		12-18	19 Vandeweghe	11 Binion
60. 3/3	Cleveland	127-122	W 37-23	25-5		36 Drexler	12 Ca.Jones
61. 3/5	@ Seattle	122-127	L 37-24		12-19	48 Vandeweghe	11 Porter
62. 3/8	Houston	119-93	W 38-24	26-5		24 Drexler	11 S.Johnson
63. 3/12	@ LA Lakers	116-129	L 38-25		12-20	30 Drexler	10 Ca.Jones,Drexler
64. 3/15	Golden State	119-108	W 39-25	27-5		26 Vandeweghe	11 Ca.Jones
65. 3/17	@ LA Clippers	134-123	W 40-25		13-20	30 Vandeweghe	11 Ca.Jones
66. 3/19	@ Golden State	124-125	L 40-26		13-21	25 Vandeweghe,Drexler	11 S.Johnson
67. 3/20	Phoenix	134-105	W 41-26	28-5		32 Drexler	12 Duckworth
68. 3/22	Chicago	115-113	W 42-26	29-5		28 Vandeweghe	8 Ca.Jones,Kersey
69. 3/24	@ Sacramento	116-128	L 42-27		13-22	32 Drexler	10 S.Johnson
70. 3/26	@ Houston	104-119	L 42-28		13-23	23 Vandeweghe	8 Drexler
71. 3/29	@ San Antonio	135-113	W 43-28		14-23	31 Drexler	12 Ca.Jones
72. 3/31	Detroit	113-111	W 44-28	30-5		29 Drexler	9 S.Johnson
73. 4/3	LA Lakers	121-127	L 44-29	30-6		25 Drexler	10 Drexler
74. 4/4	@ Seattle	126-123	W 45-29		15-23	30 Drexler	9 S.Johnson,Porter
75. 4/6	Houston	108-114	L 45-30	30-7		28 Vandeweghe	7 Drexler,Kersey
76. 4/9	@ Phoenix	122-128	L 45-31		15-24	27 Vandeweghe	8 Carr
77. 4/10	Seattle	121-115	W 46-31	31-7		31 Vandeweghe	11 Drexler
78. 4/12	LA Clippers	113-100	W 47-31	32-7		29 Vandeweghe	13 Kersey
79. 4/14	@ Denver	114-142	L 47-32		15-25	29 Drexler	10 Duckworth
80. 4/15	@ San Antonio	112-123	L 47-33		15-26	24 Vandeweghe	9 Ca.Jones
81. 4/17	Utah	111-101	W 48-33	33-7		29 Drexler	14 Kersey
82. 4/19	San Antonio	144-134	W 49-33	34-7		28 Kersey	9 Kersey

See Playoff section for 1987 Playoff statistics



SCHEDULE & RESULTS

1987-88 (53-29)

Date	Opponent	Score	Record	Home	Road	Scoring Leader	Rebounding Leader
1. 11/6	Phoenix	118-104	W 1-0	1-0		32 Vandeweghe	7 S.Johnson
2. 11/7	@ LA Clippers	124-99	W 2-0		1-0	33 Vandeweghe	11 Ca.Jones,Duckworth
3. 11/10	Houston	111-118	L 2-1	1-1		28 Drexler	6 Ca.Jones,Kersey
4. 11/12	@ Denver	113-126	L 2-2		1-1	25 Drexler	12 S.Johnson
5. 11/14	@ Dallas	116-127	L 2-3		1-2	26 Vandeweghe	11 Ca.Jones
6. 11/17	@ LA Lakers	115-142	L 2-4		1-3	24 Vandeweghe	8 Kersey
7. 11/18	@ Seattle	114-120	L 2-5		1-4	41 Vandeweghe	9 Kersey,Vandeweghe,Porter
8. 11/20	Washington	120-101	W 3-5	2-1		32 Drexler	13 Kersey,Drexler
9. 11/22	Indiana	120-110	W 4-5	3-1		36 S.Johnson	12 S.Johnson
10. 11/24	Sacramento	98-94	W 5-5	4-1		32 Drexler	11 Kersey
11. 11/27	LA Clippers	97-87	W 6-5	5-1		27 Drexler	9 S.Johnson,Drexler
12. 11/29	New Jersey	125-104	W 7-5	6-1		28 Drexler,S.Johnson	12 S.Johnson
13. 12/1	Phoenix	102-100	W 8-5	7-1		35 Drexler	13 Kersey
14. 12/2	@ LA Lakers	117-104	W 9-5		2-4	32 Kersey	14 Kersey,Drexler
15. 12/5	@ Phoenix	103-115	W 10-5		3-4	34 Drexler	8 Kersey
16. 12/6	New York	117-99	W 11-5	8-1		27 Drexler	10 Lucas,Duckworth
17. 12/8	@ Detroit	117-127	L 11-6		3-5	30 S.Johnson	8 Drexler
18. 12/9	@ Philadelphia	86-94	L 11-7		3-6	24 Drexler	12 Duckworth
19. 12/11	@ Milwaukee	112-125	L 11-8		3-7	25 S.Johnson	8 Kersey,R.Anderson
20. 12/12	@ Indiana	108-101	W 12-8		4-7	28 Drexler	13 Kersey
21. 12/15	Seattle	128-109	W 13-8	9-1		24 Kersey	12 Kersey
22. 12/18	@ Phoenix	129-114	W 14-8		5-7	30 Drexler	8 Drexler,Ca.Jones
23. 12/20	San Antonio	148-126	W 15-8	10-1		40 Drexler	11 R.Anderson
24. 12/22	Golden State	136-91	W 16-8	11-1		27 S.Johnson	12 Lucas
25. 12/26	@ Cleveland	117-120	L 16-9		5-8	29 S.Johnson	10 Porter
26. 12/29	@ New York	110-123	L 16-10		5-9	29 Kersey	12 Kersey
27. 12/30	@ Washington	117-112	W 17-10		6-9	30 Kersey	11 Duckworth
28. 1/1	Philadelphia	127-125	W 18-10	12-1		37 Drexler	12 Drexler
29. 1/3	LA Lakers	81-98	L 18-11	12-2		24 Drexler	11 Lucas
30. 1/5	Seattle	126-114	W 19-11	13-2		31 Porter	8 Drexler,Kersey
31. 1/8	Sacramento	98-91	W 20-11	14-2		35 Drexler	10 Kersey
32. 1/13	@ Utah	104-116	L 20-12		6-10	22 S.Johnson	10 Duckworth
33. 1/14	@ Houston	98-103	L 20-13		6-11	25 Drexler	11 S.Johnson
34. 1/15	@ San Antonio	121-120	W 21-13		7-11	33 Drexler	10 S.Johnson,Drexler
35. 1/19	Dallas	116-120	L 21-14	14-3		27 Drexler	8 S.Johnson
36. 1/22	Denver	126-106	W 22-14	15-3		39 Drexler	13 Kersey
37. 1/24	Detroit	119-111	W 23-14	16-3		27 Drexler	15 Duckworth
38. 1/26	Milwaukee	112-106	W 24-14	17-3		25 Drexler,Kersey	13 Lucas
39. 1/27	@ Golden State	110-115	L 24-15		7-12	23 Kersey	12 Duckworth
40. 1/29	Phoenix	128-119	W 25-15	18-3		26 Duckworth	8 Ker.,Drex.,Ca.Jones,R.And.
41. 2/2	Atlanta	121-118	W 26-15	19-3		32 Drexler	17 Duckworth
42. 2/4	Utah	123-126	L 26-16	19-4		28 Duckworth	14 Duckworth
43. 2/9	Seattle	139-123	W 27-16	20-4		33 Vandeweghe	7 Kersey
44. 2/11	@ Sacramento	113-123	L 27-17		7-13	28 Drexler	7 Kersey,Duckworth
45. 2/12	Denver	120-105	W 28-17	21-4		34 Kersey	20 Kersey
46. 2/14	Houston	103-115	L 28-18	21-5		24 Kersey	13 Kersey
47. 2/15	@ Utah	94-112	L 28-19		7-14	31 Duckworth	10 Ca.Jones
48. 2/17	@ LA Clippers	110-96	W 29-19		8-14	41 Drexler	13 Duckworth
49. 2/19	Boston	104-124	L 29-20	21-6		32 Duckworth	9 Ca.Jones
50. 2/21	San Antonio	117-112	W 30-20	22-6		25 Kersey	12 Duckworth,Kersey
51. 2/23	@ New Jersey	114-102	W 31-20		9-14	29 Drexler	10 Kersey
52. 2/24	@ Boston	112-113	L 31-21		9-15	36 Drexler	9 Ca.Jones
53. 2/26	@ Chicago	104-96	W 32-21		10-15	42 Drexler	9 Kersey,Duckworth
54. 2/27	@ Atlanta	123-120	W 33-21		11-15	30 Duckworth	12 Lucas
55. 2/29	Cleveland	107-94	W 34-21	23-6		33 Kersey	13 Ca.Jones
56. 3/3	@ Phoenix	135-112	W 35-21		12-15	42 Drexler	13 Duckworth,Drexler
57. 3/5	Golden State	123-117	W 36-21	24-6		29 Drexler	14 Kersey
58. 3/8	@ Dallas	112-110	W 37-21		13-15	33 Kersey	15 Kersey
59. 3/10	@ Houston	112-109	W 38-21		14-15	33 Drexler	13 Duckworth
60. 3/13	LA Clippers	121-100	W 39-21	25-6		29 Duckworth	12 Duckworth
61. 3/15	LA Lakers	112-95	W 40-21	26-6		33 Porter	13 R.Anderson
62. 3/17	@ Denver	115-116 (ot)	L 40-22		14-16	29 Kersey	17 Kersey
63. 3/18	@ Golden State	121-116	W 41-22		15-16	40 Porter	9 Duckworth,Holton
64. 3/20	Dallas	105-99	W 42-22	27-6		21 Drexler	11 Drexler
65. 3/23	@ Seattle	108-118	L 42-23		15-17	26 Drexler	8 Duckworth
66. 3/25	@ Dallas	101-106	L 42-24		15-18	21 Drexler,Kersey	14 Drexler
67. 3/26	@ Houston	109-115	L 42-25		15-19	35 Drexler	12 Kersey
68. 3/29	@ San Antonio	136-113	W 43-25		16-19	29 Drexler	9 R.Anderson
69. 4/1	Chicago	101-116	L 43-26	27-7		32 Duckworth	12 Kersey
70. 4/3	San Antonio	110-107	W 44-26	28-7		24 Duckworth	12 Duckworth
71. 4/5	LA Clippers	141-119	W 45-26	29-7		25 Duckworth,Drexler	8 R.Anderson
72. 4/6	@ LA Clippers	111-103	W 46-26		17-19	24 Drexler	10 Duckworth
73. 4/8	@ Seattle	100-114	L 46-27		17-20	24 Duckworth	8 Duckworth
74. 4/9	LA Lakers	119-109	W 47-27	30-7		36 Drexler	13 Drexler
75. 4/12	@ LA Lakers	103-109	L 47-28		17-21	25 Drexler	11 Duckworth
76. 4/14	@ Utah	128-123	W 48-28		18-21	42 Drexler	10 Duckworth
77. 4/15	Golden State	147-113	W 49-28	31-7		36 Vandeweghe	13 Duckworth
78. 4/17	Sacramento	112-102	W 50-28	32-7		27 Drexler	14 Duckworth
79. 4/19	Utah	122-129	L 50-29	32-8		35 Drexler	7 Duckworth
80. 4/20	@ Golden State	131-117	W 51-29		19-21	29 Drexler	9 Kersey,Porter
81. 4/22	Denver	141-135 (ot)	W 52-29	33-8		35 Drexler	14 Ca.Jones
82. 4/23	@ Sacramento	124-110	W 53-29		20-21	33 Drexler	12 Ca.Jones

See Playoff section for 1988 Playoff game-by-game scores

HISTORY



SCHEDULE & RESULTS

1988-89 (39-43)

Date	Opponent	Score	Record	Home	Road	Scoring Leader	Rebounding Leader
1. 11/4	Phoenix	120-105	W 1-0	1-0		29 Drexler	9 S.Johnson
2. 11/5	Sacramento	121-103	W 2-0	2-0		27 Drexler	8 Duckworth, Ca.Jones
3. 11/10	@ Denver	115-135	L 2-1		0-1	32 Drexler	9 Duckworth, Kersey
4. 11/12	@ Golden State	100-107	L 2-2		0-2	20 Drexler, Duckworth	9 Duckworth
5. 11/13	Denver	132-143	L 2-3	2-1		32 Drexler	8 Kersey
6. 11/15	LA Clippers	125-103	W 3-3	3-1		26 Drexler	13 Duckworth
7. 11/17	@ Utah	99-123	L 3-4		0-3	24 Drexler	9 Drexler
8. 11/18	@ LA Lakers	105-106	L 3-5		0-4	28 Drexler	10 Kersey
9. 11/20	New Jersey	117-106	W 4-5	4-1		29 Kersey	10 Kersey
10. 11/22	@ Seattle	125-104	W 5-5		1-4	27 Kersey, Duckworth	10 Duckworth
11. 11/25	Houston	111-94	W 6-5	5-1		27 Duckworth	10 Kersey
12. 11/27	Golden State	109-94	W 7-5	6-1		29 Drexler	7 Duckworth, Porter
13. 11/29	@ Milwaukee	114-119	L 7-6		1-5	30 Kersey	11 Duckworth
14. 11/30	@ Philadelphia	106-114	L 7-7		1-6	24 S.Johnson	12 Drexler
15. 12/2	@ Miami	105-102	W 8-7		2-6	36 Drexler	7 Duckworth
16. 12/3	@ Atlanta	97-115	L 8-8		2-7	23 Drexler	9 Drexler
17. 12/6	@ New Jersey	97-93	W 9-8		3-7	26 Duckworth	12 Duckworth
18. 12/7	@ Indiana	120-129	L 9-9		3-8	35 Drexler	12 Duckworth, Drexler
19. 12/9	Washington	93-90	W 10-9			24 Duckworth	18 Duckworth
20. 12/11	San Antonio	128-123 (ot)	W 11-9	8-1		41 Drexler	13 Kersey
21. 12/13	LA Clippers	113-92	W 12-9	9-1		18 Duckworth	10 Duckworth
22. 12/16	@ Phoenix	125-132	L 12-10		3-9	42 Drexler	13 Porter
23. 12/17	Phoenix	115-97	W 13-10	10-1		23 Porter	9 R.Anderson
24. 12/20	@ Denver	127-124	W 14-10		4-9	43 Drexler	10 R.Anderson
25. 12/22	@ Golden State	117-109	W 15-10		5-9	38 Drexler	8 Duckworth
26. 12/23	Golden State	111-107	W 16-10	11-1		35 Drexler	12 Drexler
27. 12/27	@ Sacramento	111-112	L 16-11		5-10	29 Duckworth	10 Duckworth, Porter
28. 1/3	Miami	119-95	W 17-11	12-1		21 Drexler	7 Duk, Kersey, S.Johnson
29. 1/4	@ LA Lakers	120-133	L 17-12		5-11	33 Drexler	11 Drexler
30. 1/6	Sacramento	147-142 (2ot)	W 18-12	13-1		50 Drexler	11 Duckworth, Kersey
31. 1/7	@ Seattle	123-129	L 18-13		5-12	29 Duckworth	7 Duckworth
32. 1/10	Seattle	125-109	W 19-13	14-1		29 Drexler	9 Bryant, S.Johnson
33. 1/12	@ Houston	106-116	L 19-14		5-13	23 Duckworth, Kersey	12 Duckworth
34. 1/14	@ San Antonio	103-99	W 20-14		6-13	28 Porter	7 Ca.Jones
35. 1/15	@ Dallas	108-111	L 20-15		6-14	25 Drexler	8 Drexler
36. 1/17	Utah	110-111	L 20-16	14-2		23 Duckworth	11 Kersey
37. 1/22	New York	116-120	L 20-17	14-3		48 Drexler	11 Drexler
38. 1/24	Seattle	100-103	L 20-18	14-4		25 Drexler	10 Kersey
39. 1/26	Milwaukee	109-127	L 20-19	14-5		25 Kersey	10 Kersey
40. 1/28	Atlanta	110-94	W 21-19	15-5		31 Drexler	12 Drexler
41. 1/30	Charlotte	130-118	W 22-19	16-5		32 Drexler	9 Duckworth
42. 2/1	@ LA Clippers	108-107	W 23-19		7-14	28 Vandeweghe	9 Drexler, Ca.Jones
43. 2/3	@ LA Lakers	129-140	L 23-20		7-15	25 Duckworth	11 S.Johnson
44. 2/4	San Antonio	137-100	W 24-20	17-5		28 Branch	10 Kersey
45. 2/7	Dallas	134-125	W 25-20	18-5		33 Kersey	9 Kersey, Duckworth
46. 2/9	Houston	110-113	L 25-21	18-6		36 Drexler	7 Kersey, Drexler
47. 2/16	LA Lakers	101-110	L 25-22	18-7		26 Drexler	7 Kersey
48. 2/18	Seattle	115-116	L 25-23	18-8		27 Porter	6 R.Anderson
49. 2/20	@ Chicago	98-102	L 25-24		7-16	19 Bowie	15 Kersey
50. 2/22	@ Detroit	94-105	L 25-25		7-17	19 Bowie, Porter	12 Kersey
51. 2/24	@ Cleveland	91-128	L 25-26		7-18	18 Drexler, Kersey	11 Drexler
52. 2/26	@ Miami	124-102	W 26-26		8-18	26 Drexler	11 Drexler
53. 2/28	Phoenix	139-134	W 27-26	19-8		34 Porter	11 Drexler
54. 3/2	@ LA Clippers	119-113	W 28-26		9-18	31 Drexler	11 Duckworth
55. 3/3	Philadelphia	129-121	W 29-26	20-8		23 Drexler, Kersey	20 Kersey
56. 3/5	Indiana	118-121 (ot)	L 29-27	20-9		22 Drexler, Kersey	9 Duckworth
57. 3/7	@ San Antonio	116-103	W 30-27		10-18	25 Porter	13 Bowie
58. 3/8	@ Dallas	92-99	L 30-28		10-19	23 Drexler	9 Kersey
59. 3/12	Cleveland	110-123	L 30-29	20-10		20 Porter	9 Duckworth
60. 3/14	Golden State	139-110	W 31-29	21-10		29 Drexler	14 Duckworth
61. 3/15	@ Utah	95-102	L 31-30		10-20	31 Drexler	11 Drexler
62. 3/17	@ Phoenix	124-129	L 31-31		10-21	25 Duckworth	11 Kersey
63. 3/18	@ Houston	113-127	L 31-32		10-22	35 Drexler	9 Drexler, Duckworth
64. 3/20	Dallas	112-91	W 32-32	22-10		29 Drexler	16 Kersey
65. 3/21	@ Golden State	127-151	L 32-33		10-23	39 Drexler	7 Drexler, Duckworth, Branch
66. 3/24	Chicago	113-128	L 32-34	22-11		27 Drexler	5 Duckworth, Bowie, Bryant
67. 3/23	@ Sacramento	105-106	L 32-35		10-24	25 Porter	9 Drexler
68. 3/28	@ New York	124-128	L 32-36		10-25	29 Drexler	12 Duckworth, Kersey
69. 3/29	@ Boston	97-106	L 32-37		10-26	19 Kersey	8 Drexler
70. 3/31	@ Washington	105-107	L 32-38		10-27	25 Drexler	12 Duckworth
71. 4/1	@ Charlotte	125-121 (ot)	W 33-38		11-27	36 Drexler	13 Duckworth, Kersey
72. 4/4	Detroit	118-100	W 34-38	23-11		25 Drexler	13 Drexler
73. 4/6	@ LA Clippers	123-133	L 34-39		11-28	36 Drexler	11 Kersey
74. 4/7	Boston	113-100	W 35-39	24-11		28 Duckworth	9 Duckworth, Kersey
75. 4/9	Denver	120-114	W 36-39	25-11		27 Duckworth	16 Kersey
76. 4/11	LA Clippers	128-102	W 37-39	26-11		24 Drexler	10 Porter
77. 4/14	Miami	97-86	W 38-39	27-11		20 Drexler	15 Drexler
78. 4/15	Utah	95-99	L 38-40	27-12		24 Porter	12 Kersey
79. 4/18	@ Sacramento	118-120	L 38-41		11-29	34 Drexler	14 Kersey
80. 4/20	@ Seattle	118-124	L 38-42		11-30	30 Kersey	13 Drexler
81. 4/21	LA Lakers	114-121	L 38-43	28-12		43 Drexler	11 Drexler
82. 4/23	Sacramento	126-120 (ot)	W 39-43	28-13		40 Drexler	15 Kersey

See Playoff section for 1989 Playoff game-by-game scores



SCHEDULE & RESULTS

1989-90 (59-23)

	Date	Opponent	Score	Record	Home	Road	Scoring Leader	Rebounding Leader
1.	11/3	Sacramento	114-96	W 1-0	1-0		22 Kersey	12 B.Williams
2.	11/5	Minnesota	93-83	W 2-0	2-0		21 Porter	10 Kersey
3.	11/7	@ Houston	86-109	L 2-1		0-1	20 Drexler	11 Duckworth
4.	11/8	@ San Antonio	108-104	W 3-1		1-1	22 Porter	13 Drexler
5.	11/10	@ Dallas	99-91	W 4-1		2-1	24 Duckworth	12 B.Williams
6.	11/12	Washington	95-104	L 4-2	2-1		21 B.Williams	12 B.Williams
7.	11/14	New York	118-117	W 5-2	3-1		22 C.Robinson	8 Duckworth
8.	11/15	@ Phoenix	107-109	L 5-3		2-2	22 Porter	11 Duckworth
9.	11/17	Phoenix	110-109	W 6-3	4-1		27 Drexler	14 B.Williams
10.	11/19	Seattle	119-109	W 7-3	5-1		20 Drexler,Porter	18 Kersey
11.	11/21	Chicago	121-110	W 8-3	6-1		24 Duckworth	7 B.Williams
12.	11/24	New Jersey	125-99	W 9-3	7-1		28 Drexler	9 B.Williams
13.	11/26	Detroit	102-82	W 10-3	8-1		27 Drexler	16 B.Williams
14.	11/28	LA Clippers	116-94	W 11-3	9-1		21 Drexler	11 B.Williams
15.	12/1	Golden State	123-110	W 12-3	10-1		25 Drexler	15 B.Williams
16.	12/2	@ Denver	113-146	L 12-4		2-3	24 Drexler	8 B.Williams
17.	12/4	@ Orlando	121-95	W 13-4		3-3	22 Kersey	14 B.Williams
18.	12/5	@ Miami	113-107	W 14-4		4-3	26 Drexler,Porter	10 B.Williams
19.	12/7	@ Charlotte	96-86	W 15-4		5-3	25 Drexler	17 B.Williams
20.	12/8	@ Atlanta	120-127	L 15-5		5-4	31 Drexler	10 Cooper
21.	12/10	@ Milwaukee	104-107	L 15-6		5-5	36 Drexler	15 Duckworth
22.	12/12	LA Clippers	99-92	W 16-6	11-1		22 Porter	13 B.Williams
23.	12/15	Golden State	111-116	L 16-7	11-2		28 Kersey	12 Kersey
24.	12/17	Indiana	121-113	W 17-7	12-2		26 Drexler	13 B.Williams
25.	12/19	Houston	119-100	W 18-7	13-2		19 Porter	10 Cooper
26.	12/21	@ Seattle	102-123	L 18-8		5-6	25 Drexler	10 Duckworth
27.	12/26	@ Phoenix	105-121	L 18-9		5-7	26 Drexler	12 Kersey
28.	12/28	@ Utah	109-113	L 18-10		5-8	24 Porter	8 Duckworth
29.	12/29	@ Dallas	144-140 (3ot)	W 19-10		6-8	32 Drexler	13 Duckworth
30.	1/2	Miami	119-95	W 20-10	14-2		25 Drexler	9 Kersey
31.	1/5	Utah	118-89	W 21-10	15-2		25 Drexler	15 Bryant
32.	1/6	@ Sacramento	124-121	W 22-10		7-8	25 Porter	8 Bryant
33.	1/8	Sacramento	108-96	W 23-10	16-2		26 Duckworth	10 Kersey
34.	1/11	@ Minnesota	82-80	W 24-10		8-8	18 Drexler	15 Kersey
35.	1/13	@ Detroit	106-111	L 24-11		8-9	17 Drexler	8 B.Williams,Duckworth
36.	1/14	@ New Jersey	99-90	W 25-11		9-9	36 Drexler	13 B.Williams,Drexler
37.	1/16	Denver	120-115	W 26-11	17-2		24 B.Williams	13 B.Williams
38.	1/21	Charlotte	115-100	W 27-11	18-2		26 Kersey	13 Kersey
39.	1/23	Milwaukee	119-90	W 28-11	19-2		19 Kersey,Porter	11 B.Williams
40.	1/26	San Antonio	109-103	W 29-11	20-2		19 Porter	12 B.Williams
41.	1/27	@ LA Clippers	118-115	W 30-11		10-9	27 Porter,Duckworth	11 Kersey
42.	1/30	Utah	122-98	W 31-11	21-2		25 Drexler	10 Drexler
43.	1/31	@ Golden State	130-135	L 31-12		10-10	38 Drexler	10 Kersey
44.	2/3	Dallas	131-100	W 32-12	22-2		24 B.Williams	11 B.Williams
45.	2/4	Phoenix	123-121	W 33-12	23-2		33 Drexler	18 Kersey
46.	2/6	LA Lakers	119-121 (ot)	L 33-13	23-3		32 Drexler	14 Kersey
47.	2/13	@ Seattle	110-106	W 34-13		11-10	31 Porter	16 B.Williams
48.	2/14	@ LA Lakers	132-128 (2ot)	W 35-13		12-10	26 Porter	15 Duckworth
49.	2/16	Boston	120-101	W 36-13	24-3		24 Kersey	13 Kersey
50.	2/18	Philadelphia	109-110	L 36-14	24-4		31 Porter	11 Kersey
51.	2/20	@ Charlotte	104-94	W 37-14		13-10	22 Porter,Petrovic	17 B.Williams
52.	2/21	@ Cleveland	109-121	L 37-15		13-11	20 Kersey,Duckworth	11 Kersey
53.	2/23	@ Chicago	102-113	L 37-16		13-12	20 Kersey	12 Duckworth
54.	2/25	@ Indiana	112-117	L 37-17		13-13	28 Porter	12 B.Williams
55.	2/27	Cleveland	118-105	W 38-17	25-4		21 Duckworth	10 Duckworth
56.	3/1	@ Utah	102-119	L 38-18		13-14	21 Duckworth,Kersey	14 Kersey
57.	3/3	Seattle	110-98	W 39-18	26-4		20 Drexler	12 B.Williams
58.	3/6	@ New York	112-100	W 40-18		14-14	28 Duckworth	11 Duckworth
59.	3/7	@ Boston	130-117	W 41-18		15-14	39 Drexler	11 Drexler
60.	3/9	@ New Jersey	104-100	W 42-18		16-14	25 Drexler	11 B.Williams
61.	3/10	@ Washington	116-113	W 43-18		17-14	31 Drexler	9 B.Williams,Kersey,Cooper
62.	3/13	Orlando	142-117	W 44-18	27-4		22 C.Robinson	13 Kersey
63.	3/15	@ Golden State	128-121	W 45-18		18-14	28 Porter	16 B.Williams
64.	3/16	Charlotte	124-109	W 46-18	28-4		24 Duckworth	9 B.Williams,Duckworth
65.	3/18	Houston	109-96	W 47-18	29-4		21 Drexler	10 B.Williams
66.	3/20	@ Houston	120-110	W 48-18		19-14	41 Drexler	16 Drexler
67.	3/22	@ San Antonio	106-107	L 48-19		19-15	26 Drexler	9 B.Williams
68.	3/24	@ Denver	140-126	W 49-19		20-15	28 Drexler	12 Kersey
69.	3/25	Minnesota	105-110	L 49-20	29-5		21 Drexler	10 Drexler
70.	3/27	LA Lakers	130-111	W 50-20	30-5		22 Duckworth	9 B.Williams
71.	3/29	Atlanta	112-106	W 51-20	31-5		18 B.Williams	12 B.Williams
72.	3/30	@ LA Lakers	106-135	L 51-21		20-16	21 Drexler	8 Kersey
73.	4/3	@ Seattle	134-136 (ot)	L 51-22		20-17	29 Drexler	16 B.Williams
74.	4/6	LA Clippers	106-99	W 52-22	32-5		35 Drexler	13 Drexler
75.	4/8	San Antonio	112-105	W 53-22	33-5		26 Drexler	12 Drexler
76.	4/10	@ Minnesota	106-94	W 54-22		21-17	26 Drexler	13 B.Williams
77.	4/13	Dallas	124-92	W 55-22	34-5		22 Drexler,Duckworth	11 Kersey
78.	4/14	Denver	127-136	L 55-23	34-6		22 Duckworth	12 B.Williams
79.	4/16	@ LA Clippers	93-85	W 56-23		22-17	23 Kersey	13 B.Williams
80.	4/18	@ Phoenix	128-120 (ot)	W 57-23		23-17	32 Drexler	13 Drexler
81.	4/21	@ Sacramento	118-110	W 58-23		24-17	24 Petrovic	13 Drexler
82.	4/22	LA Lakers	130-88	W 59-23	35-6		23 Kersey	10 Bryant

See Playoff section for 1990 Playoff game-by-game scores

HISTORY



SCHEDULE & RESULTS

1990-91 (63-19)

Date	Opponent	Score	Record	Home	Road	Scoring Leader	Rebounding Leader
1. 11/2	Houston	90-89	W 1-0	1-0		29 Drexler	14 Kersey
2. 11/3	@ Sacramento	95-93 (ot)	W 2-0		1-0	19 Porter	14 Duckworth
3. 11/6	@ LA Lakers	125-123 (ot)	W 3-0		2-0	27 Drexler	12 B.Williams
4. 11/9	Detroit	113-101	W 4-0			28 Porter	11 Kersey
5. 11/11	LA Clippers	138-107	W 5-0	3-0		23 Drexler	12 B.Williams
6. 11/13	Denver	155-129	W 6-0	4-0		39 Drexler	12 B.Williams
7. 11/15	New York	141-125	W 7-0	5-0		31 Drexler	10 Kersey
8. 11/17	@ Denver	143-112	W 8-0		3-0	31 Drexler	16 B.Williams
9. 11/18	Chicago	125-112	W 9-0	6-0		30 Drexler	8 Kersey
10. 11/23	Golden State	143-119	W 10-0	7-0		22 Porter	8 Kersey,Bryant,Cooper
11. 11/25	San Antonio	117-103	W 11-0	8-0		22 Duckworth	14 Drexler
12. 11/27	Phoenix	109-123	L 11-1	8-1		21 Duckworth,Kersey	12 B.Williams
13. 11/29	Minnesota	107-92	W 12-1	9-1		21 Drexler	11 B.Williams
14. 12/1	@ Seattle	130-124 (3ot)	W 13-1		4-0	38 Porter	10 Kersey
15. 12/2	Utah	101-97	W 14-1	10-1		23 B.Williams	11 B.Williams
16. 12/4	@ Miami	98-95	W 15-1		5-0	26 Porter	10 B.Williams
17. 12/5	@ Orlando	119-110	W 16-1		6-0	27 Drexler	12 Kersey
18. 12/7	@ Indiana	127-105	W 17-1		7-0	23 Drexler	9 Kersey
19. 12/8	@ Chicago	109-101	W 18-1		8-0	29 Drexler	10 Duckworth
20. 12/11	Indiana	122-96	W 19-1	11-1		21 Duckworth	8 B.Williams
21. 12/13	@ Sacramento	88-100	L 19-2		8-1	20 Drexler,Kersey	9 Duckworth
22. 12/14	Dallas	106-104	W 20-2	12-1		29 Drexler	12 B.Williams
23. 12/16	Orlando	126-107	W 21-2	13-1		31 Drexler	20 Williams
24. 12/18	Golden State	122-94	W 22-2	14-1		20 Drexler	9 Drexler
25. 12/20	@ Golden State	118-125	L 22-3		8-2	37 Drexler	16 B.Williams
26. 12/21	@ LA Clippers	117-107	W 23-3		9-2	24 Drexler	10 Duckworth
27. 12/23	Denver	132-101	W 24-3	15-1		23 Kersey	14 Kersey
28. 12/26	@ New York	108-92	W 25-3		10-2	27 Drexler	9 Drexler
29. 12/27	@ Charlotte	105-96	W 26-3		11-2	25 Drexler	17 B.Williams
30. 12/29	@ Cleveland	120-114	W 27-3		12-2	28 Drexler	11 B.Williams
31. 12/30	@ Milwaukee	112-117	L 27-4		12-3	21 Drexler	8 Ainge
32. 1/3	LA Lakers	104-108	L 27-5	15-2		27 Duckworth	12 B.Williams
33. 1/5	Miami	132-108	W 28-5	16-2		20 C.Robinson	11 B.Williams
34. 1/6	Seattle	114-111	W 29-5	17-2		20 Ainge	8 B.Williams
35. 1/8	@ Houston	123-97	W 30-5		13-3	20 Drex.,Duckw.,Ainge	12 Bryant
36. 1/9	@ Dallas	99-109	L 30-6		13-4	22 Drexler	15 B.Williams
37. 1/11	@ Detroit	98-100 (ot)	L 30-7		13-5	20 Drexler	9 B.Williams,Kersey,Drexler
38. 1/13	@ New Jersey	116-103	W 31-7		14-5	26 Porter	10 B.Williams
39. 1/15	@ Minnesota	132-117	W 32-7		15-5	32 Drexler	10 Drexler
40. 1/18	Washington	123-99	W 33-7	18-2		22 C.Robinson	9 Drexler
41. 1/20	Milwaukee	116-112	W 34-7	19-2		21 Duckworth	8 Drexler
42. 1/22	Phoenix	123-116	W 35-7	20-2		24 Drexler	9 C.Robinson
43. 1/26	Sacramento	121-96	W 36-7	21-2		17 C.Robinson	12 Duckworth
44. 1/28	Atlanta	116-111	W 37-7	22-2		23 Porter	11 B.Williams
45. 1/31	@ Utah	91-105	L 37-8		15-6	17 Duckworth	10 Drexler
46. 2/1	Golden State	119-99	W 38-8	23-2		32 Drexler	12 B.Williams
47. 2/4	New Jersey	117-102	W 39-8	24-2		20 C.Robinson	7 B.Williams
48. 2/6	@ Sacramento	93-96	L 39-9		15-7	20 Porter	11 B.Williams
49. 2/12	Philadelphia	121-106	W 40-9	25-2		22 Porter	8 Duckworth
50. 2/15	Utah	117-105	W 41-9	26-2		22 Porter	14 Duckworth
51. 2/17	@ LA Lakers	96-106	L 41-10		15-8	29 Drexler	10 Duckworth
52. 2/19	Dallas	107-100	W 42-10	27-2		23 Porter	10 B.Williams,C.Robinson
53. 2/21	@ Denver	122-111	W 43-10		16-8	25 Duckworth	14 Duckworth
54. 2/22	Phoenix	127-106	W 44-10	28-2		20 Kersey	11 Kersey
55. 2/24	San Antonio	88-95	L 44-11	28-3		18 Duckworth	9 B.Williams
56. 2/26	@ San Antonio	101-102 (ot)	L 44-12		16-9	28 Porter	17 B.Williams
57. 2/28	@ Atlanta	109-117	L 44-13		16-10	20 Porter,Duckw.,Drex.	11 Duckworth
58. 3/1	@ Philadelphia	111-121	L 44-14		16-11	23 Drexler	15 Duckworth
59. 3/3	@ Boston	116-107	W 45-14		17-11	29 Drexler	13 Drexler
60. 3/10	Boston	109-111 (ot)	L 45-15	28-4		25 Drexler,Kersey	10 Duckworth,B.Williams
61. 3/11	Cleveland	104-96	W 46-15	29-4		26 Drexler	13 Duckworth
62. 3/13	@ Phoenix	108-116	L 46-16		17-12	18 Kersey	9 B.Williams
63. 3/15	@ Utah	106-96	W 47-16		18-12	26 Drexler	10 B.Williams
64. 3/17	LA Clippers	97-107	L 47-17	29-5		19 Drexler	8 B.Williams,Duckworth
65. 3/19	@ Golden State	126-136	L 47-18		18-13	30 Drexler	7 Drexler
66. 3/20	@ LA Clippers	100-96	W 48-18		19-13	28 Porter	13 Drexler
67. 3/24	Charlotte	117-102	W 49-18	30-5		27 Drexler	7 B.Williams,Porter
68. 3/26	Seattle	126-113	W 50-18	31-5		30 Drexler	11 Kersey
69. 3/27	@ Seattle	112-107	W 51-18		20-13	26 Drexler	11 Kersey
70. 3/29	@ LA Lakers	109-105 (ot)	W 52-18		21-13	26 Porter	17 B.Williams
71. 3/30	Minnesota	121-91	W 53-18	32-5		19 Ainge	6 Kersey,Abdelnaby
72. 4/2	@ Minnesota	104-93	W 54-18		22-13	25 Kersey	12 B.Williams
73. 4/4	@ Washington	105-96	W 55-18		23-13	23 Drexler	10 B.Williams
74. 4/5	@ Orlando	115-98	W 56-18		24-13	29 Porter	21 B.Williams
75. 4/7	@ Dallas	110-92	W 57-18		25-13	22 C.Robinson	11 B.Williams
76. 4/9	@ Houston	103-93	W 58-18		26-13	26 Drexler	12 Duckworth
77. 4/10	@ San Antonio	105-100	W 59-18		27-13	22 Drexler	8 B.Williams
78. 4/13	LA Lakers	118-113	W 60-18	33-5		31 Drexler	10 B.Williams
79. 4/14	Orlando	139-119	W 61-18	34-5		23 Drexler	11 Drexler
80. 4/16	Houston	115-96	W 62-18	35-5		16 Drexler,W.Davis	12 B.Williams
81. 4/19	Sacramento	127-105	W 63-18	36-5		19 Duckworth	7 B.Williams,Drexler
82. 4/21	@ Phoenix	118-135	L 63-19		27-14	24 B.Williams	8 Abdelnaby

See Playoff section for 1991 Playoff game-by-game scores



SCHEDULE & RESULTS

1991-92 (57-25)

	Date	Opponent	Score	Record	Home	Road	Scoring Leader	Rebounding Leader
1.	11/1	Cleveland	117-106	W 1-0	1-0		31 Drexler	8 B.Williams,C.Robinson
2.	11/2	Phoenix	76-100	L 1-1	1-1		27 Drexler	8 Duckworth
3.	11/5	@ Houston	99-106	L 1-2		0-1	18 Drexler	9 Kersey
4.	11/6	@ San Antonio	93-119	L 1-3		0-2	20 Duckworth	8 B.Williams,Bryant
5.	11/8	Indiana	121-96	W 2-3	2-1		20 Porter	11 Kersey
6.	11/10	Boston	116-90	W 3-3	3-1		26 Drexler	12 Kersey
7.	11/12	Denver	120-82	W 4-3	4-1		15 Porter	8 Bryant,Cooper
8.	11/15	@ Minnesota	107-102	W 5-3		1-2	35 Drexler	17 Kersey
9.	11/16	@ Denver	111-122	L 5-4		1-3	21 Porter	9 Drexler
10.	11/19	LA Clippers	132-112	W 6-4	5-1		39 Drexler	10 Kersey
11.	11/21	@ LA Clippers	106-91	W 7-4		2-3	24 Drexler	11 Drexler
12.	11/22	Golden State	112-116	L 7-5	5-2		31 Drexler	16 Kersey
13.	11/24	San Antonio	116-111	W 8-5	6-2		48 Drexler	15 Kersey
14.	11/26	Milwaukee	107-98 (ot)	W 9-5	7-2		30 Drexler	9 B.Williams
15.	11/29	Chicago	114-116 (2ot)	L 9-6	7-3		38 Drexler	12 Drexler
16.	12/1	Washington	91-87	W 10-6	8-3		20 Drexler	12 Kersey
17.	12/3	@ Miami	124-94	W 11-6		3-3	21 Porter	11 B.Williams
18.	12/4	@ Orlando	124-115	W 12-6		4-3	34 Drexler	10 Drexler
19.	12/6	@ Philadelphia	102-105 (ot)	L 12-7		4-4	38 Drexler	12 B.Williams,Kersey
20.	12/7	@ Indiana	115-112	W 13-7		5-4	25 Porter	12 B.Williams
21.	12/10	Houston	106-108	L 13-8	8-4		24 Drexler	10 B.Williams
22.	12/13	Detroit	103-113	L 13-9	8-5		22 Drexler	11 Abdelnaby
23.	12/14	Sacramento	115-110	W 14-9	9-5		28 Drexler	10 Drexler
24.	12/16	Minnesota	119-104	W 15-9	10-5		24 Drexler	7 B.Williams
25.	12/20	@ Golden State	118-123	L 15-10		5-5	26 Drexler	16 Drexler
26.	12/22	Seattle	96-87	W 16-10	11-5		25 Drexler	10 B.Williams,Kersey
27.	12/26	Dallas	113-88	W 17-10	12-5		20 Drexler	12 B.Williams
28.	12/28	@ LA Lakers	98-88	W 18-10		6-5	22 Drexler	16 Kersey
29.	12/29	Miami	129-96	W 19-10	13-5		22 Drexler	6 Abdelnaby
30.	1/2	@ Utah	103-107	L 19-11		6-6	21 Drexler	12 B.Williams
31.	1/5	Philadelphia	115-102	W 20-11	14-5		22 C.Robinson	6 Kersey
32.	1/7	Orlando	104-89	W 21-11	15-5		23 Porter	12 B.Williams
33.	1/10	@ Detroit	81-86	L 21-12		6-7	19 Drexler	13 Drexler
34.	1/11	@ Charlotte	115-93	W 22-12		7-7	23 Ainge	11 B.Williams
35.	1/14	@ Cleveland	121-114	W 23-12		8-7	34 Drexler	10 C.Robinson
36.	1/15	@ New York	96-91	W 24-12		9-7	22 Porter	10 B.Williams
37.	1/17	Charlotte	120-104	W 25-12	16-5		25 Drexler	15 B.Williams
38.	1/19	@ Phoenix	128-132 (ot)	L 25-13		9-8	39 Drexler	15 B.Williams
39.	1/21	LA Lakers	131-92	W 26-13	17-5		19 Drexler	9 Abdelnaby
40.	1/23	@ Seattle	113-109	W 27-13		10-8	20 Drexler	11 B.Williams
41.	1/24	Atlanta	125-117	W 28-13	18-5		29 Drexler	11 B.Williams
42.	1/28	@ Golden State	124-116 (ot)	W 29-13		11-8	39 Drexler	15 Kersey
43.	1/31	New Jersey	113-108	W 30-13	19-5		20 Drexler	12 B.Williams
44.	2/2	Sacramento	147-107	W 31-13	20-5		21 Porter	8 Kersey
45.	2/4	@ San Antonio	88-95	L 31-14		11-9	23 Drexler	10 B.Williams
46.	2/6	@ Dallas	103-98	W 32-14		12-9	32 Drexler	15 B.Williams
47.	2/11	Denver	121-112	W 33-14	21-5		28 Drexler	11 B.Williams
48.	2/12	@ Phoenix	107-97	W 34-14		13-9	24 Drexler	12 Duckworth
49.	2/14	@ Sacramento	107-106	W 35-14		14-9	22 Drexler	16 Kersey
50.	2/16	LA Clippers	106-107	L 35-15	21-6		29 Porter	11 B.Williams
51.	2/18	Phoenix	129-116	W 36-15	22-6		28 Drexler	11 Kersey
52.	2/21	@ LA Clippers	123-116	W 37-15		15-9	31 Drexler	11 B.Williams
53.	2/22	@ Seattle	104-113	L 37-16		15-10	25 Drexler	12 Drexler
54.	2/24	Utah	110-107	W 38-16	23-6		24 Drexler	8 B.Williams
55.	2/27	@ New Jersey	96-98	L 38-17		15-11	31 Drexler	11 Kersey
56.	2/28	@ Washington	117-96	W 39-17		16-11	36 Drexler	10 B.Williams
57.	3/1	@ Chicago	91-111	L 39-18		16-12	26 Drexler	12 Drexler
58.	3/3	LA Lakers	105-101	W 40-18	24-6		30 Porter	6 B.Williams,Duckworth
59.	3/4	@ Denver	129-100	W 41-18		17-12	23 Ainge	7 Bryant
60.	3/6	Sacramento	114-106	W 42-18	25-6		34 Drexler	9 Kersey
61.	3/8	Seattle	109-97	W 43-18	26-6		23 Drexler	11 B.Williams
62.	3/10	@ Milwaukee	126-112	W 44-18		18-12	29 Drexler	11 Duckworth
63.	3/11	@ Minnesota	124-113	W 45-18		19-12	25 Drexler	10 B.Williams
64.	3/13	@ Atlanta	106-95	W 46-18		20-12	33 Drexler	10 B.Williams
65.	3/15	@ Boston	148-152 (2ot)	L 46-19		20-13	41 Drexler	14 Kersey
66.	3/17	Minnesota	111-91	W 47-19	27-6		21 Drexler	11 B.Williams
67.	3/18	@ LA Lakers	98-93	W 48-19		21-13	18 C.Robinson	8 B.Williams,Kersey
68.	3/21	@ Utah	77-95	L 48-20		21-14	26 Drexler	11 B.Williams
69.	3/24	Dallas	109-83	W 49-20	28-6		19 Porter	9 B.Williams,Kersey
70.	3/26	@ Sacramento	128-106	W 50-20		22-14	20 Drexler	7 Kersey,Duckworth
71.	3/28	Houston	115-95	W 51-20	29-6		26 Drexler	10 B.Williams
72.	3/29	New York	96-107	L 51-21	29-7		22 Drexler	9 Kersey
73.	3/31	@ Phoenix	111-128	L 51-22		22-15	20 Porter	8 B.Williams
74.	4/2	Utah	118-86	W 52-22	30-7		33 Drexler	10 B.Williams,Kersey
75.	4/5	@ Golden State	130-122	W 53-22		23-15	34 Drexler	17 B.Williams
76.	4/7	Golden State	110-101	W 54-22	31-7		26 Porter	9 Duckworth
77.	4/9	@ LA Clippers	100-106	L 54-23		23-16	30 Porter	12 Kersey
78.	4/10	Seattle	113-106	W 55-23	32-7		27 Porter	10 B.Williams
79.	4/12	San Antonio	123-97	W 56-23	33-7		28 Porter	12 Kersey,Duckworth
80.	4/14	@ Houston	96-108	L 56-24		23-17	21 Duckworth	13 Duckworth
81.	4/15	@ Dallas	100-94	W 57-24		24-17	20 B.Williams	10 B.Williams
82.	4/18	LA Lakers	101-109	L 57-25	33-8		27 Ainge	5 B.Williams,C.Robinson

See Playoff section for 1992 Playoff game-by-game scores

HISTORY



SCHEDULE & RESULTS

1992-93 (51-31)

Date	Opponent	Score	Record	Home	Road	Scoring Leader	Rebounding Leader
1. 11/8	Denver	123-104	W 1-0	1-0		29 Drexler	9 Drexler
2. 11/10	Phoenix	100-89	W 2-0	2-0		17 Elle	8 Kersey,Porter
3. 11/13	Cleveland	115-109	W 3-0	3-0		26 Duckworth	11 Duckworth
4. 11/14	@ Golden State	130-116	W 4-0		1-0	40 Porter	10 Drexler
5. 11/16	New York	109-94	W 5-0	4-0		21 C.Robinson	10 Drexler
6. 11/20	@ Sacramento	104-99	W 6-0		2-0	21 C.Robinson	11 Kersey
7. 11/22	Detroit	115-90	W 7-0	5-0		20 C.Robinson	10 Strickland
8. 11/24	San Antonio	95-91	W 8-0	6-0		24 Drexler	10 B.Williams
9. 11/25	@ Phoenix	117-121	L 8-1		2-1	36 Drexler	8 B.Williams
10. 11/27	LA Lakers	90-98	L 8-2	6-1		22 C.Robinson	7 Duckworth
11. 11/29	Sacramento	107-99	W 9-2	7-1		24 Drexler	13 C.Robinson
12. 12/1	@ New York	85-101	L 9-3		2-2	18 Duckworth	9 B.Williams
13. 12/2	@ Indiana	112-103	W 10-3	3-2	3-1	31 C.Robinson	9 B.Williams
14. 12/4	@ Chicago	99-111	L 10-4		3-3	27 C.Robinson	8 B.Williams
15. 12/5	@ Cleveland	98-94	W 11-4		4-3	24 C.Robinson	12 B.Williams
16. 12/8	Milwaukee	126-97	W 12-4	8-1		25 Drexler	11 Drexler
17. 12/9	@ LA Lakers	111-124	L 12-5		4-4	30 Drexler	6 Drexler,B.Williams
18. 12/11	Indiana	124-134 (2ot)	L 12-6	8-2		28 Porter	22 B.Williams
19. 12/13	Washington	117-98	W 13-6	9-2		32 C.Robinson	11 C.Robinson
20. 12/16	@ Denver	100-99	W 14-6		5-4	25 Drexler	12 Drexler
21. 12/18	@ Seattle	109-126	L 14-7		5-5	23 Strickland	9 Drexler,B.Williams
22. 12/20	Golden State	130-114	W 15-7	10-2		25 Strickland	8 B.Williams
23. 12/22	Seattle	96-107	L 15-8	10-3		28 C.Robinson	16 C.Robinson
24. 12/26	Philadelphia	121-115 (ot)	W 16-8	11-3		31 C.Robinson	19 B.Williams
25. 12/30	Dallas	111-92	W 17-8	12-3		30 Porter	12 B.Williams
26. 1/2	Utah	102-110	L 17-9	12-4		27 Duckworth	13 B.Williams
27. 1/3	Houston	103-101 (ot)	W 18-9	13-4		25 Strickland	13 C.Robinson
28. 1/5	@ Dallas	109-95	W 19-9		6-5	17 Kersey	10 Bryant
29. 1/7	@ Houston	113-91	W 20-9		7-5	21 C.Robinson	9 Duckworth
30. 1/9	@ San Antonio	93-109	L 20-10		7-6	20 Strickland	9 B.Williams
31. 1/12	Denver	109-100	W 21-10	14-4		19 C.Robinson	12 B.Williams
32. 1/14	Miami	104-93 (ot)	W 22-10	15-4		32 Porter	9 B.Williams,Porter
33. 1/15	@ LA Lakers	96-99	L 22-11		7-7	23 Strickland	11 B.Williams
34. 1/17	Seattle	109-97	W 23-11	16-4		24 Drexler	9 B.Williams
35. 1/19	@ Milwaukee	119-92	W 24-11		8-7	21 Drexler	10 Drexler
36. 1/20	@ Minnesota	110-94	W 25-11		9-7	22 C.Robinson	14 C.Robinson
37. 1/22	Sacramento	135-127	W 26-11	17-4		27 C.Robinson,Porter	8 Drexler
38. 1/24	@ Utah	124-113	W 27-11		10-7	28 Drexler	8 Drexler
39. 1/26	Golden State	143-133	W 28-11	18-4		31 Drexler	8 Strickland
40. 1/30	@ Seattle	86-108	L 28-12		10-8	14 Drexler	12 B.Williams
41. 2/2	Minnesota	91-104	L 28-13	18-5		24 C.Robinson	9 B.Williams
42. 2/5	Orlando	106-114	L 28-14	18-6		32 Drexler	12 Drexler
43. 2/7	Chicago	91-101	L 28-15	18-7		19 C.Robinson	10 C.Robinson
44. 2/12	@ LA Clippers	111-104	W 29-15		11-8	32 Drexler	11 B.Williams
45. 2/14	LA Clippers	86-96	L 29-16	18-8		16 Strickland	11 Drexler
46. 2/16	Atlanta	105-90	W 30-16	19-8		29 Drexler	11 Duckworth
47. 2/18	LA Lakers	105-103	W 31-16	20-8		21 C.Robinson	11 Kersey
48. 2/23	@ Orlando	107-125	L 31-17		11-9	23 C.Robinson	7 Duckworth
49. 2/24	@ Miami	91-102	L 31-18		11-10	20 Drexler	9 Drexler,Porter
50. 2/26	@ New Jersey	102-91	W 32-18		12-10	26 Drexler	9 Duckworth
51. 2/28	@ Boston	110-122	L 32-19		12-11	22 Drexler	13 B.Williams
52. 3/2	Phoenix	102-97	W 33-19	21-8		26 Porter	12 B.Williams
53. 3/4	@ Denver	88-103	L 33-20		12-12	15 Kersey	10 C.Robinson
54. 3/5	Charlotte	92-94	L 33-21	21-9		29 C.Robinson	13 C.Robinson
55. 3/7	@ Golden State	113-96	W 34-21		13-12	22 Porter	10 B.Williams
56. 3/10	@ Dallas	124-96	W 35-21		14-12	24 Porter	15 Duckworth
57. 3/11	@ Houston	91-104	L 35-22		14-13	18 Strickland	9 B.Williams
58. 3/13	@ San Antonio	99-108	L 35-23		14-14	28 C.Robinson	10 B.Williams,C.Robinson
59. 3/15	New Jersey	110-94	W 36-23	22-9		25 C.Robinson	13 Kersey
60. 3/17	@ Phoenix	111-129	L 36-24		14-15	22 Porter	6 Kersey,B.Williams
61. 3/19	Houston	106-98 (ot)	W 37-24	23-9		22 Kersey	11 Bryant
62. 3/21	Boston	104-106	L 37-25	23-10		26 C.Robinson	8 Kersey
63. 3/23	@ Seattle	108-99	W 38-25		15-15	36 Porter	9 Kersey
64. 3/25	@ Sacramento	113-111 (ot)	W 39-25		16-15	26 C.Robinson	10 B.Williams,C.Robinson
65. 3/26	LA Clippers	122-110	W 40-25	24-10		26 Porter	15 Kersey
66. 3/28	@ Charlotte	121-114	W 41-25		17-15	25 Drexler	15 B.Williams
67. 3/29	@ Atlanta	118-127 (ot)	L 41-26		17-16	39 C.Robinson	11 Drexler
68. 3/31	@ Detroit	111-120	L 41-27		17-17	33 Drexler	8 Drexler
69. 4/2	@ Philadelphia	96-91	W 42-27		18-17	17 C.Robinson	15 B.Williams
70. 4/3	@ Washington	102-114	L 42-28		18-18	24 C.Robinson	19 B.Williams
71. 4/6	Utah	110-95	W 43-28	25-10		25 Porter	12 Kersey
72. 4/8	Dallas	126-107	W 44-28	26-10		21 C.Robinson	9 B.Williams
73. 4/9	@ LA Lakers	109-105	W 45-28		19-18	22 Porter	13 B.Williams
74. 4/11	Minnesota	127-110	W 46-28	27-10		20 Porter	8 Kersey
75. 4/13	LA Clippers	101-99	W 47-28	28-10		26 Porter	12 C.Robinson
76. 4/15	@ Utah	117-122 (ot)	L 47-29		19-19	40 C.Robinson	7 C.Robinson
77. 4/16	@ Minnesota	117-109	W 48-29		20-19	26 C.Robinson,Porter	15 B.Williams
78. 4/18	San Antonio	105-101	W 49-29	29-10		25 Strickland	16 Kersey
79. 4/20	Golden State	115-99	W 50-29	30-10		28 Porter	12 Bryant
80. 4/22	Phoenix	114-115	L 50-30	30-11		24 Porter	11 Kersey
81. 4/23	@ Sacramento	112-108	W 51-30		21-19	24 Strickland	10 Kersey,B.Williams
82. 4/25	@ LA Clippers	112-123	L 51-31		21-20	16 C.Robinson,Murray	8 Murray

See Playoff section for 1993 Playoff game-by-game scores



SCHEDULE & RESULTS

1993-94 (47-35)

	Date	Opponent	Score	Record	Home	Road	Scoring Leader	Rebounding Leader
1.	11/5	@ LA Clippers	95-97	L 0-1		0-1	25 Drexler	13 Drexler
2.	11/7	Houston	92-106	L 0-2	0-1		25 C.Robinson	8 B.Williams
3.	11/9	@ LA Lakers	109-102	W 1-2		1-1	22 C.Rob.,Strick.,H.Grant	10 C.Robinson
4.	11/12	Atlanta	94-84	W 2-2	1-1		28 C.Robinson	11 B.Williams
5.	11/14	Detroit	114-111	W 3-2	2-1		25 C.Robinson	12 B.Williams
6.	11/16	Cleveland	96-101	L 3-3	2-2		25 Drexler	8 C.Robinson
7.	11/18	Chicago	120-98	W 4-3	3-2		21 C.Robinson	11 B.Williams
8.	11/19	@ Phoenix	109-118	L 4-4		1-2	29 Drexler	13 B.Williams
9.	11/21	Dallas	103-90	W 5-4	4-2		20 Drexler	11 C.Robinson
10.	11/23	Denver	109-94	W 6-4	5-2		27 Drexler	8 C.Robinson
11.	11/26	@ Denver	101-112	L 6-5		1-3	28 C.Robinson	10 B.Williams
12.	11/28	Sacramento	120-109	W 7-5	6-2		24 Drexler	14 Kersey
13.	11/30	@ Miami	123-109	W 8-5		2-3	33 Drexler	14 B.Williams
14.	12/1	@ Orlando	106-114	L 8-6		2-4	17 H.Grant,Strickland	15 B.Williams
15.	12/3	@ Boston	108-114	L 8-7		2-5	28 C.Robinson	12 Bryant
16.	12/4	@ Washington	118-105	W 9-7		3-5	26 C.Robinson	14 B.Williams
17.	12/7	@ Cleveland	100-109	L 9-8		3-6	23 Drexler	12 B.Williams
18.	12/8	@ Minnesota	114-111	W 10-8		4-6	31 C.Robinson	9 C.Robinson
19.	12/10	LA Lakers	117-99	W 11-8		7-2	21 Strickland	11 B.Williams
20.	12/12	Orlando	88-103	L 11-9	7-3		21 Porter	8 C.Robinson
21.	12/14	@ Dallas	100-93 (ot)	W 12-9		5-6	25 Drexler	16 B.Williams
22.	12/15	@ San Antonio	91-111	L 12-10		5-7	18 C.Robinson	17 B.Williams
23.	12/18	Minnesota	105-95	W 13-10	8-3		22 C.Robinson	12 B.Williams
24.	12/19	Milwaukee	93-81	W 14-10	9-3		17 Porter	13 B.Williams
25.	12/21	@ Golden State	100-98	W 15-10		6-7	22 C.Robinson	9 C.Robinson
26.	12/23	Indiana	108-96	W 16-10	10-3		22 Strickland	9 B.Williams
27.	12/26	Golden State	106-108 (ot)	L 16-11	10-4		27 Strickland,C.Robinson	10 B.Williams
28.	12/29	LA Clippers	114-98	W 17-11	11-4		25 Porter	12 Kersey
29.	1/2	Utah	90-92	L 17-12	11-5		22 C.Robinson	9 H.Grant
30.	1/4	@ Houston	95-106	L 17-13		6-8	24 Porter	10 B.Williams,Strickland
31.	1/6	@ Charlotte	116-110	W 18-13		7-8	29 C.Robinson	11 C.Robinson
32.	1/7	@ Atlanta	85-100	L 18-14		7-9	22 C.Robinson	8 Bryant
33.	1/9	@ New York	85-99	L 18-15		7-10	19 Strickland	8 B.Williams
34.	1/11	Seattle	108-99	W 19-15	12-5		27 Strickland	8 C.Robinson
35.	1/14	Miami	115-110	W 20-15	13-5		31 C.Robinson	11 B.Williams
36.	1/16	Charlotte	106-101	W 21-15	14-5		20 C.Robinson	12 H.Grant
37.	1/18	@ Denver	104-103 (ot)	W 22-15		8-10	32 C.Robinson	11 C.Robinson
38.	1/21	LA Lakers	111-93	W 23-15	15-5		23 C.Robinson	8 C.Robinson,H.Grant,Kersey
39.	1/22	@ Phoenix	117-118	L 23-16		8-11	34 C.Robinson	16 B.Williams
40.	1/25	New Jersey	122-117	W 24-16	16-5		30 C.Robinson	15 B.Williams
41.	1/28	Minnesota	109-98	W 25-16	17-5		18 C.Robinson	10 B.Williams
42.	1/30	New York	93-103	L 25-17	17-6		20 B.Williams	19 B.Williams
43.	2/1	@ Sacramento	97-102	L 25-18		8-12	30 C.Robinson	9 Strickland
44.	2/3	Phoenix	126-105	W 26-18	18-6		29 H.Grant	16 B.Williams
45.	2/5	@ Utah	114-128	L 26-19		8-13	25 Strickland	8 B.Williams
46.	2/8	Sacramento	124-100	W 27-19	19-6		21 Drexler	15 B.Williams
47.	2/9	@ Seattle	94-115	L 27-20		8-14	19 Drexler	12 Kersey
48.	2/15	@ Dallas	106-103	W 28-20		9-14	26 Drexler	16 B.Williams
49.	2/16	@ Phoenix	100-126	L 28-21		9-15	19 C.Robinson	12 B.Williams
50.	2/18	Philadelphia	109-93	W 29-21	20-6		30 C.Robinson	13 H.Grant
51.	2/20	Boston	102-93	W 30-21	21-6		24 C.Robinson	14 B.Williams
52.	2/22	LA Clippers	120-117	W 31-21	22-6		24 Strickland	14 B.Williams
53.	2/23	@ LA Clippers	121-112	W 32-21		10-15	22 C.Robinson	13 C.Robinson
54.	2/26	San Antonio	104-96	W 33-21	23-6		32 Drexler	10 B.Williams
55.	2/27	Denver	104-97	W 34-21	24-6		22 Drexler	11 B.Williams
56.	3/1	@ Indiana	94-106	L 34-22		10-16	17 C.Robinson	8 C.Robinson
57.	3/2	@ Detroit	131-107	W 35-22		11-16	28 Drexler	14 B.Williams
58.	3/4	@ Chicago	115-96	W 36-22		12-16	27 Drexler	14 B.Williams
59.	3/7	Golden State	137-108	W 37-22	25-6		25 C.Robinson	15 B.Williams
60.	3/9	Utah	122-99	W 38-22	26-6		27 Strickland	8 B.Williams,Drexler
61.	3/10	@ Golden State	97-100	L 38-23		12-17	19 Drexler	10 B.Williams,Drexler
62.	3/13	@ Seattle	102-114	L 38-24		12-18	18 C.Robinson	8 C.Robinson
63.	3/15	@ Houston	99-105	L 38-25		12-19	25 H.Grant	9 B.Williams
64.	3/16	@ San Antonio	102-110	L 38-26		12-20	21 C.Robinson	13 B.Williams
65.	3/18	Washington	122-104	W 39-26	27-6		28 Drexler,Strickland	7 Bryant
66.	3/20	@ LA Clippers	110-114	L 39-27		12-21	28 H.Grant	14 B.Williams
67.	3/22	@ Sacramento	96-94	W 40-27		13-21	28 Drexler	15 B.Williams
68.	3/25	Sacramento	100-91	W 41-27	28-6		23 Drexler	14 B.Williams
69.	3/27	San Antonio	95-107	L 41-28	28-7		22 Drexler	7 B.Williams
70.	3/29	Seattle	100-114	L 41-29	28-8		30 Strickland	8 B.Williams
71.	3/31	@ Milwaukee	109-111	L 41-30		13-22	36 Porter	10 B.Williams
72.	4/1	@ Philadelphia	111-100	W 42-30		14-22	30 Strickland,C.Robinson	11 Drexler
73.	4/3	@ New Jersey	109-105	W 43-30		15-22	34 Drexler	15 B.Williams
74.	4/5	Phoenix	135-113	W 44-30	29-8		23 C.Robinson	8 Drexler,Strickland
75.	4/9	LA Lakers	112-104	W 45-30	30-8		25 C.Robinson,Drexler	14 Drexler
76.	4/12	Dallas	107-108	L 45-31	30-9		29 Drexler	8 Drexler,C.Robinson
77.	4/14	@ Golden State	108-113	L 45-32		15-23	29 Drexler	11 Drexler
78.	4/15	@ LA Lakers	105-100	W 46-32		16-23	17 Strickland	9 B.Williams,Kersey
79.	4/17	Houston	110-119	L 46-33	30-10		24 Kersey	11 Kersey
80.	4/21	@ Utah	111-122	L 46-34		16-24	31 Drexler	12 Drexler
81.	4/22	@ Minnesota	118-103	W 47-34		17-24	28 Drexler,C.Robinson	10 Drexler
82.	4/24	Seattle	108-110	L 47-35	30-11		20 C.Robinson,Strickland	17 Drexler

See Playoff section for 1994 Playoff game-by-game scores

HISTORY



SCHEDULE & RESULTS

1994-95 (44-38)

Date	Opponent	Score	Record	Home	Road	Scoring Leader	Rebounding Leader
1. 11/5	@ LA Clippers (Japan)	121-100	W 1-0		1-0	26 Drexler	14 B.Williams
2. 11/6	LA Clippers (Japan)	112-95	W 2-0	1-0		41 Drexler	11 Dudley
3. 11/10	@ Sacramento	104-84	W 3-0		2-0	25 C.Robinson	17 Dudley
4. 11/15	Phoenix	93-96	L 3-1	1-1		26 Drexler	11 B.Williams
5. 11/17	Cleveland	80-81	L 3-2	1-2		24 C.Robinson	8 Drexler
6. 11/18	@ Phoenix	111-124	L 3-3		2-1	25 B.Williams,J.Robinson	12 B.Williams
7. 11/20	Detroit	98-96	W 4-3	2-2		26 C.Robinson	15 Dudley
8. 11/22	@ Houston	102-94	W 5-3		3-1	30 Drexler	13 C.Robinson
9. 11/23	@ San Antonio	105-110	L 5-4		3-2	30 C.Robinson	18 B.Williams
10. 11/25	@ Dallas	91-101	L 5-5		3-3	19 C.Robinson,Drexler	19 Dudley
11. 11/27	Indiana	99-89	W 6-5	3-2		17 C.Robinson	13 Dudley
12. 11/29	Utah	94-105	L 6-6	3-3		26 C.Robinson,Drexler	9 Dudley
13. 12/2	San Antonio	91-95	L 6-7	3-4		17 C.Robinson	14 Dudley
14. 12/4	Milwaukee	106-103	W 7-7	4-4		36 Drexler	15 Dudley
15. 12/9	Golden State	116-107	W 8-7	5-4		28 C.Robinson	13 B.Williams
16. 12/11	Sacramento	93-88	W 9-7	6-4		24 Strickland	9 Dudley
17. 12/12	@ Utah	89-101	L 9-8		3-4	17 Strickland	9 Dudley,Bryant
18. 12/14	LA Clippers	121-73	W 10-8	7-4		21 J.Robinson	20 Dudley
19. 12/15	@ Seattle	103-114	L 10-9		3-5	26 Drexler	15 C.Robinson
20. 12/18	New York	111-87	W 11-9	8-4		33 Drexler	14 Dudley
21. 12/20	Orlando	104-108	L 11-10	8-5		26 Drexler	12 C.Robinson
22. 12/23	Dallas	118-92	W 12-10	9-5		31 C.Robinson	10 Dudley
23. 12/26	Philadelphia	94-101	L 12-11	9-6		26 Strickland	13 Dudley
24. 12/27	@ Sacramento	101-102	L 12-12		3-6	22 Strickland	10 Dudley
25. 12/29	Denver	104-93	W 13-12	10-6		23 C.Robinson	13 B.Williams
26. 12/30	@ Denver	114-118	L 13-13		3-7	39 Drexler	11 B.Williams
27. 1/3	@ Atlanta	103-98	W 14-13		4-7	30 C.Robinson	18 Dudley
28. 1/4	@ Charlotte	106-118	L 14-14		4-8	32 C.Robinson	8 B.Williams
29. 1/6	@ Boston	95-92	W 15-14		5-8	35 Drexler	11 B.Williams
30. 1/7	@ Washington	114-105	W 16-14		6-8	31 Strickland	14 Dudley
31. 1/9	LA Lakers	129-83	W 17-14	11-6		31 Drexler	8 Drexler
32. 1/11	Golden State	104-92	W 18-14	12-6		24 Strickland,C.Robinson	13 Dudley,C.Robinson
33. 1/15	@ Seattle	124-131	L 18-15		6-9	32 Strickland	9 Dudley,C.Robinson
34. 1/17	@ Sacramento	88-95	L 18-16		6-10	22 C.Robinson	11 Dudley
35. 1/19	Phoenix	115-122	L 18-17	12-7		30 J.Robinson	10 Dudley
36. 1/20	@ LA Clippers	108-97	W 19-17		7-10	28 Drexler	11 C.Robinson
37. 1/22	Sacramento	103-87	W 20-17	13-7		27 C.Robinson	10 Dudley
38. 1/24	@ New York	99-105	L 20-18		7-11	36 Strickland	14 Dudley
39. 1/26	@ Detroit	106-89	W 21-18		8-11	15 Strickland	12 H.Grant
40. 1/27	@ Cleveland	87-77	W 22-18		9-11	20 Drexler	14 Dudley
41. 1/30	New Jersey	98-99	L 22-19	13-8		24 Strickland	11 Drexler
42. 2/1	San Antonio	107-111	L 22-20	13-9		24 Strickland	10 Kersey
43. 2/3	@ Minnesota	112-97	W 23-20		10-11	22 C.Robinson	11 Dudley
44. 2/6	Houston	120-82	W 24-20	14-9		20 C.Robinson	14 Kersey
45. 2/8	Chicago	116-103	W 25-20	15-9		28 C.Robinson	12 Dudley
46. 2/14	@ Dallas	90-95	L 25-21		10-12	25 Strickland	12 B.Williams
47. 2/15	@ Phoenix	113-120 (ot)	L 25-22		10-13	26 Strickland	17 Dudley
48. 2/17	Seattle	114-109	W 26-22	16-9		26 J.Robinson	12 B.Williams
49. 2/19	@ LA Lakers	83-93	L 26-23		10-14	20 C.Robinson	9 Dudley,C.Robinson
50. 2/21	Minnesota	99-86	W 27-23	17-9		29 C.Robinson	11 Dudley
51. 2/22	@ Golden State	107-89	W 28-23		11-14	35 Strickland	14 Dudley
52. 2/24	Utah	114-101	W 29-23	18-9		30 Strickland	11 B.Williams
53. 2/27	LA Clippers	96-83	W 30-23	19-9		18 J.Robinson	13 B.Williams
54. 3/2	Charlotte	99-109	L 30-24	19-10		24 Strickland	12 Thorpe
55. 3/4	@ Utah	81-98	L 30-25		11-15	23 J.Robinson	14 Thorpe
56. 3/6	@ Chicago	83-103	L 30-26		11-16	21 Thorpe	11 Dudley
57. 3/7	@ Milwaukee	106-100	W 31-26		12-16	36 Porter	10 Dudley
58. 3/9	@ Miami	99-90	W 32-26		13-16	22 Thorpe	12 B.Williams
59. 3/10	@ Orlando	85-97	L 32-27		13-17	21 Thorpe	7 Dudley,McKie
60. 3/12	@ Minnesota	102-88	W 33-27		14-17	20 Thorpe	12 B.Williams
61. 3/14	Miami	121-114	W 34-27	20-10		24 McKie	13 B.Williams
62. 3/16	Boston	113-98	W 35-27	21-10		19 Thorpe,Strick.,B.Williams	8 Dudley
63. 3/18	@ Denver	90-110	L 35-28		14-18	17 C.Robinson	7 Dudley
64. 3/21	Washington	111-106	W 36-28	22-10		30 C.Robinson	11 B.Williams
65. 3/22	@ LA Lakers	114-121	L 36-29		14-19	23 C.Robinson,Thorpe	14 Thorpe
66. 3/24	Seattle	118-122	L 36-30	22-11		25 C.Robinson	12 B.Williams
67. 3/26	Denver	98-102	L 36-31	22-12		32 Strickland	6 Thorpe,Strickland,McKie
68. 3/28	Atlanta	91-102	L 36-32	22-13		30 C.Robinson	11 Kersey
69. 3/30	@ New Jersey	106-103	W 37-32		15-19	22 C.Robinson	14 Dudley
70. 3/31	@ Philadelphia	85-86	L 37-33		15-20	16 Kersey	10 B.Williams
71. 4/2	@ Indiana	93-104	L 37-34		15-21	20 Strickland	14 Dudley
72. 4/4	Minnesota	95-91	W 38-34	23-13		33 C.Robinson	14 Dudley
73. 4/7	Houston	127-109	W 39-34	24-13		27 Strickland	8 C.Robinson
74. 4/9	Phoenix	94-104	L 39-35	24-14		26 C.Robinson	10 Dudley
75. 4/11	@ San Antonio	91-71	W 40-35		16-21	23 C.Robinson	10 Thorpe
76. 4/13	@ Houston	99-112	L 40-36		16-22	22 Strickland	14 Thorpe
77. 4/15	Dallas	90-102	L 40-37	24-15		25 C.Robinson	7 Dudley,C.Rob.,B.Williams
78. 4/17	@ Seattle	97-93	W 41-37		17-22	21 Strickland	11 B.Williams
79. 4/18	@ Golden State	102-103	L 41-38		17-23	28 C.Robinson	9 Thorpe
80. 4/20	LA Lakers	111-97	W 42-38	25-15		19 Strickland,Thorpe	10 Dudley
81. 4/22	@ LA Lakers	109-104	W 43-38		18-23	26 C.Robinson	7 Thorpe,C.Rob.,B.Williams
82. 4/23	Golden State	118-83	W 44-38	26-15		17 C.Robinson	8 Dudley,B.Williams

See Playoff section for 1995 Playoff game-by-game scores (Japan) -Neutral site (NBA Opening Games, Yokohama, Japan)



SCHEDULE & RESULTS

1995-96 (44-38)

	Date	Opponent	Score	Record	Home	Road	Scoring Leader	Rebounding Leader
1.	11/3	Vancouver	80-92	L 0-1	0-1		33 C.Robinson	13 C.Robinson,Dudley
2.	11/5	Utah	109-105	W 1-1	1-1		25 C.Robinson	11 Dudley
3.	11/7	@ New Jersey	84-104	L 1-2		0-1	24 C.Robinson	9 C.Robinson
4.	11/8	@ Detroit	100-107 (ot)	L 1-3		0-2	30 C.Robinson	9 Dudley
5.	11/10	@ Minnesota	108-102	W 2-3		1-2	24 Strickland	9 Dudley
6.	11/11	@ Chicago	106-110	L 2-4		1-3	39 C.Robinson	16 Dudley
7.	11/14	New York	105-99	W 3-4	2-1		36 C.Robinson	17 Dudley
8.	11/16	Sacramento	102-105	L 3-5	2-2		23 Strickland	11 Dudley
9.	11/18	@ Phoenix	102-107	L 3-6		1-4	30 C.Robinson	16 Sabonis
10.	11/20	LA Clippers	113-94	W 4-6	3-2		27 Strickland	12 Dudley
11.	11/21	@ LA Lakers	109-108	W 5-6		2-4	28 Strickland	15 Dudley
12.	11/24	New Jersey	99-87	W 6-6	4-2		23 C.Robinson	11 Sabonis
13.	11/27	Chicago	104-107	L 6-7	4-3		23 Sabonis	7 Dudley
14.	11/29	@ Golden State	112-98	W 7-7		3-4	24 Strickland	10 B.Williams
15.	11/30	Milwaukee	99-100	L 7-8	4-4		21 C.Robinson	9 Dudley
16.	12/3	Orlando	93-82	W 8-8	5-4		22 C.Robinson	14 Dudley
17.	12/7	Toronto	96-88	W 9-8	6-4		24 C.Robinson	11 Trent
18.	12/8	@ Seattle	97-106	L 9-9		3-5	19 J.Robinson	7 Sabonis
19.	12/10	Houston	103-101 (2ot)	W 10-9	7-4		32 Strickland	15 Sabonis
20.	12/14	Charlotte	116-109	W 11-9	8-4		28 C.Robinson	19 Dudley
21.	12/15	@ Vancouver	100-104 (ot)	L 11-10		3-6	29 Strickland	13 Dudley
22.	12/17	Washington	100-112	L 11-11	8-5		24 C.Robinson	11 Dudley
23.	12/19	@ San Antonio	103-111	L 11-12		3-7	25 C.Robinson	14 Dudley
24.	12/21	@ Houston	86-91	L 11-13		3-8	30 Strickland	9 McKie
25.	12/23	LA Lakers	99-102	L 11-14	8-6		19 Strickland,C.Robinson	13 Dudley
26.	12/26	@ Utah	104-114	L 11-15		3-9	27 Strickland	9 Dudley
27.	12/27	Boston	135-109	W 12-15	9-6		30 C.Robinson	10 C.Robinson
28.	12/29	@ Charlotte	99-102	L 12-16		3-10	26 C.Robinson	8 Sabonis
29.	12/30	@ Cleveland	121-124 (2ot)	L 12-17		3-11	22 Strickland	12 Dudley
30.	1/2	@ New York	101-92	W 13-17		4-11	24 McKie	11 Dudley
31.	1/3	@ Boston	114-110 (ot)	W 14-17		5-11	27 Strickland	12 Dudley
32.	1/5	@ Milwaukee	96-113	L 14-18		5-12	29 C.Robinson	8 B.Williams
33.	1/7	Minnesota	113-97	W 15-18	10-6		41 C.Robinson	11 Dudley
34.	1/10	Miami	90-89	W 16-18	11-6		20 C.Robinson	15 B.Williams
35.	1/13	@ Denver	118-117	W 17-18		6-12	26 Strickland	8 Sabonis
36.	1/16	Denver	87-69	W 18-18	12-6		24 C.Robinson	15 Sabonis
37.	1/18	@ Sacramento	100-105	L 18-19		6-13	18 McKie	8 McKie
38.	1/19	Phoenix	101-84	W 19-19	13-6		21 Trent	9 B.Williams
39.	1/21	Cleveland	88-81	W 20-19	14-6		22 J.Robinson	11 Dudley
40.	1/23	@ Utah	72-96	L 20-20		6-14	18 Strickland	16 Dudley
41.	1/26	@ San Antonio	83-87	L 20-21		6-15	24 H.Grant	12 Dudley
42.	1/27	@ Dallas	112-103	W 21-21		7-15	29 C.Robinson	13 Sabonis
43.	1/29	Seattle	88-92	L 21-22	14-7		25 C.Robinson	9 Dudley
44.	1/31	Utah	94-98	L 21-23	14-8		33 C.Robinson	10 Sabonis
45.	2/2	@ Washington	97-113	L 21-24		7-16	20 Strickland	10 Trent
46.	2/3	@ Philadelphia	96-85	W 22-24		8-16	18 Strickland	12 Dudley
47.	2/5	@ Toronto	90-87	W 23-24		9-16	28 Strickland	11 Sabonis
48.	2/7	@ Minnesota	103-93	W 24-24		10-16	32 C.Robinson	11 Trent
49.	2/13	Golden State	98-99	L 24-25	14-9		23 C.Robinson	9 Sabonis
50.	2/15	Phoenix	84-96	L 24-26	14-10		24 C.Robinson	11 C.Robinson
51.	2/17	@ LA Clippers	96-100	L 24-27		10-17	25 Strickland	8 Sabonis,Dudley
52.	2/18	Atlanta	90-93	L 24-28	14-11		20 C.Robinson	8 H.Grant
53.	2/20	San Antonio	105-108	L 24-29	14-12		19 Trent	10 Trent
54.	2/22	Denver	107-78	W 25-29	15-12		21 McKie	9 Dudley
55.	2/25	Detroit	81-93	L 25-30	15-13		19 R.Robinson	7 C.Robinson
56.	2/27	@ Indiana	87-101	L 25-31		10-18	22 McKie	9 Dudley
57.	2/28	@ Atlanta	88-90	L 25-32		10-19	26 Sabonis	10 Sabonis
58.	3/1	@ Miami	102-88	W 26-32		11-19	20 R.Robinson	11 Dudley
59.	3/2	@ Orlando	89-115	L 26-33		11-20	26 C.Robinson	8 Dudley,Sabonis
60.	3/5	Houston	93-100	L 26-34	15-14		17 Trent	11 Dudley
61.	3/8	Sacramento	117-105	W 27-34	16-14		23 Sabonis	17 Sabonis
62.	3/10	Indiana	113-108 (2ot)	W 28-34	17-14		37 C.Robinson	8 Strickland
63.	3/12	@ LA Lakers	105-99	W 29-34		12-20	25 Sabonis	9 Dudley,C.Robinson
64.	3/15	LA Clippers	86-79	W 30-34	18-14		23 Sabonis	13 Sabonis
65.	3/17	Dallas	112-86	W 31-34	19-14		23 C.Robinson	10 Dudley
66.	3/19	Minnesota	106-78	W 32-34	20-14		20 Strickland	11 Dudley
67.	3/22	@ Sacramento	78-80	L 32-35		12-21	15 C.Robinson	13 Dudley
68.	3/25	Philadelphia	94-71	W 33-35	21-14		18 Sabonis	15 Sabonis
69.	3/28	Golden State	94-89	W 34-35	22-14		26 Sabonis	14 Sabonis
70.	3/30	@ Houston	109-94	W 35-35		13-21	25 C.Robinson	10 C.Robinson
71.	3/31	@ Dallas	115-100	W 36-35		14-21	21 Sabonis	7 Strickland
72.	4/2	Vancouver	101-85	W 37-35	23-14		19 C.Robinson	13 Sabonis
73.	4/5	@ Denver	97-91	W 38-35		15-21	29 Strickland	10 Sabonis,B.Williams
74.	4/6	Seattle	95-92	W 39-35	24-14		19 Strickland	12 Sabonis
75.	4/8	@ LA Clippers	89-102	L 39-36		15-22	20 Sabonis	11 Sabonis
76.	4/9	@ Phoenix	98-91	W 40-36		16-22	24 C.Robinson	13 Sabonis
77.	4/11	Dallas	114-99	W 41-36	25-14		21 Sabonis	15 Sabonis
78.	4/14	@ Vancouver	81-79	W 42-36		17-22	23 C.Robinson	13 Sabonis
79.	4/15	San Antonio	121-97	W 43-36	26-14		22 Sabonis	11 Dudley
80.	4/17	@ Seattle	90-96	L 43-37		17-23	21 C.Robinson	7 Dudley,Sabonis
81.	4/19	@ Golden State	95-87	W 44-37		18-23	32 C.Robinson	9 Dudley
82.	4/21	LA Lakers	88-92	L 44-38	26-15		25 C.Robinson	16 Dudley

See Playoff section for 1996 Playoff game-by-game scores

HISTORY

SCHEDULE & RESULTS

1996-97 (49-33)

Date	Opponent	Score	Record	Home	Road	Scoring Leader	Rebounding Leader
1. 11/1	@ Vancouver	114-95	W 1-0		1-0	22 C.Robinson	10 Sabonis,Dudley
2. 11/2	@ Seattle	93-104	L 1-1		1-1	21 Rider	9 Sabonis
3. 11/4	Atlanta	76-94	L 1-2	0-1		14 K.Anderson	9 Dudley
4. 11/5	@ Golden State	111-94	W 2-2		2-1	32 Wallace	9 Dudley,Wallace,Rider
5. 11/7	Minnesota	95-94 (ot)	W 3-2	1-1		25 Wallace	17 Sabonis
6. 11/9	@ Sacramento	102-103	L 3-3		2-2	21 Sabonis	13 Sabonis
7. 11/10	San Antonio	94-81	W 4-3	2-1		23 Rider	12 Dudley
8. 11/12	@ Minnesota	97-100	L 4-4		2-3	22 Rider	8 Sabonis
9. 11/13	@ Cleveland	70-81	L 4-5		2-4	15 Rider	7 Wallace,Trent
10. 11/15	@ New Jersey	93-85	W 5-5		3-4	22 K.Anderson	13 Dudley
11. 11/17	@ Indiana	88-83	W 6-5		4-4	18 Sabonis	9 Rider
12. 11/19	Sacramento	92-90 (ot)	W 7-5	3-1		23 C.Robinson	10 Dudley,Sabonis
13. 11/23	Denver	105-65	W 8-5	4-1		22 Trent	13 Trent
14. 11/26	@ Houston	101-102 (ot)	L 8-6		4-5	32 K.Anderson	12 Wallace
15. 11/27	@ San Antonio	120-109	W 9-6		5-5	25 K.Anderson	8 Dudley
16. 11/29	Golden State	119-93	W 10-6	5-1		20 Wallace	12 Wallace
17. 12/1	@ Golden State	70-98	L 10-7		5-6	13 C.Robinson,Rider	7 Wallace,Dudley
18. 12/3	Indiana	93-98 (ot)	L 10-8	5-2		29 K.Anderson	11 Dudley
19. 12/5	@ Denver	115-104	W 11-8		6-6	26 K.Anderson	15 Sabonis
20. 12/6	Charlotte	97-93	W 12-8	6-2		22 Sabonis	10 Sabonis
21. 12/10	Orlando	93-99	L 12-9	6-3		33 C.Robinson	10 Wallace
22. 12/12	Vancouver	99-78	W 13-9	7-3		22 K.Anderson	13 Wallace
23. 12/13	@ LA Lakers	119-120 (ot)	L 13-10		6-7	34 K.Anderson	9 Wallace,Sabonis
24. 12/15	Houston	89-99	L 13-11	7-4		26 K.Anderson	9 Sabonis
25. 12/18	Seattle	102-106	L 13-12	7-5		23 Rider	11 Rider
26. 12/20	Dallas	107-77	W 14-12	8-5		21 C.Robinson	9 Trent
27. 12/21	@ Sacramento	99-101 (ot)	L 14-13		6-8	38 Wallace	11 Sabonis
28. 12/23	Washington	84-106	L 14-14	8-6		23 Sabonis	8 Sabonis
29. 12/26	@ Utah	94-99	L 14-15		6-9	26 Sabonis	13 Sabonis
30. 12/27	@ LA Clippers	102-98	W 15-15		7-9	25 K.Anderson	8 Sabonis,K.Anderson
31. 12/29	San Antonio	110-86	W 16-15	9-6		19 Rider	11 Sabonis
32. 1/2	@ Houston	112-96	W 17-15		8-9	31 Rider	12 Sabonis
33. 1/4	@ Dallas	110-104	W 18-15		9-9	33 Sabonis	12 Sabonis
34. 1/6	LA Lakers	88-84	W 19-15	10-6		24 Sabonis	13 Dudley
35. 1/8	Miami	81-85	L 19-16	10-7		17 Sabonis,Rider	15 Sabonis
36. 1/14	Detroit	95-86	W 20-16	11-7		22 Rider	13 Sabonis
37. 1/16	@ LA Lakers	102-98	W 21-16		10-9	30 Rider	8 Dudley,Trent
38. 1/17	Toronto	92-94	L 21-17	11-8		23 Rider	9 Sabonis
39. 1/19	Utah	102-96	W 22-17	12-8		26 K.Anderson	7 Sabonis,Wingfield
40. 1/21	LA Clippers	100-82	W 23-17	13-8		23 C.Robinson	9 C.Robinson
41. 1/22	@ Seattle	97-98	L 23-18		10-10	24 Trent	7 Trent
42. 1/24	@ Phoenix	115-105	W 24-18		11-10	24 Trent	13 Trent
43. 1/25	Minnesota	101-94	W 25-18	14-8		26 Rider	12 Dudley
44. 1/28	@ Toronto	84-120	L 25-19		11-11	16 Rider	9 Dudley
45. 1/29	@ Detroit	89-98	L 25-20		11-12	14 K.Anderson	10 Dudley
46. 1/31	@ Boston	105-111	L 25-21		11-13	24 Trent	12 Wingfield
47. 2/2	@ Minnesota	102-103	L 25-22		11-14	26 K.Anderson	10 C.Robinson
48. 2/4	Chicago	84-88	L 25-23	14-9		19 Rider	15 Dudley
49. 2/11	Phoenix	111-108	W 26-23	15-9		33 K.Anderson	9 Dudley
50. 2/13	@ Utah	86-110	L 26-24		11-15	15 K.Anderson	8 Trent,Wallace,O'Neal
51. 2/15	Houston	109-105	W 27-24	16-9		35 K.Anderson	14 Wallace
52. 2/16	Boston	118-106	W 28-24	17-9		40 Rider	10 Trent
53. 2/19	@ Orlando	84-95	L 28-25		11-16	20 Wallace	10 Wallace,Dudley
54. 2/21	@ Miami	114-110	W 29-25		12-16	25 Wallace	10 Wallace
55. 2/22	@ Philadelphia	80-97	L 29-26		12-17	20 K.Anderson	6 Wallace,Sabonis,K.And.
56. 2/24	@ Chicago	89-116	L 29-27		12-18	14 Trent	9 Trent
57. 2/26	New York	95-96 (ot)	L 29-28	17-10		20 Wallace	12 Wallace
58. 2/28	Utah	115-105	W 30-28	18-10		30 K.Anderson	9 Sabonis
59. 3/2	Philadelphia	112-95	W 31-28	19-10		20 K.Anderson,Trent	10 Sabonis
60. 3/4	New Jersey	123-118	W 32-28	20-10		28 K.And.,C.Robinson	9 Dudley
61. 3/5	@ Phoenix	121-99	W 33-28		13-18	26 K.Anderson	7 Dudley
62. 3/7	Dallas	80-69	W 34-28	21-10		15 C.Robinson	9 Sabonis
63. 3/9	Seattle	103-93	W 35-28	22-10		25 Rider	9 Trent
64. 3/11	LA Clippers	109-105	W 36-28	23-10		26 Wallace	13 Sabonis
65. 3/14	Cleveland	96-73	W 37-28	24-10		20 K.Anderson,Sabonis	10 Dudley
66. 3/16	@ LA Clippers	106-94	W 38-28		14-18	26 C.Robinson	7 Dudley
67. 3/18	Sacramento	92-87	W 39-28	25-10		22 K.Anderson	9 Sabonis
68. 3/20	@ Milwaukee	97-78	W 40-28		15-18	20 C.Robinson,Wallace	11 Trent
69. 3/22	@ Washington	104-108	L 40-29		15-19	28 Rider	10 Wallace
70. 3/23	@ New York	94-88	W 41-29		16-19	24 K.Anderson	8 Wallace,Sabonis
71. 3/25	@ Atlanta	89-96	L 41-30		16-20	22 Rider	14 Dudley
72. 3/26	@ Charlotte	88-87	W 42-30		17-20	25 C.Robinson	9 Wallace
73. 3/28	Vancouver	115-81	W 43-30	26-10		26 C.Robinson	6 Wallace,Dudley,Sabonis
74. 4/1	Golden State	82-91	L 43-31	26-11		21 Rider,Wallace	7 Wallace
75. 4/4	Milwaukee	108-93	W 44-31	27-11		27 Rider	10 Trent
76. 4/5	Phoenix	90-99	L 44-32	27-12		22 K.Anderson	11 Dudley
77. 4/7	@ Denver	110-104	W 45-32		18-20	28 Rider	13 Dudley
78. 4/8	@ Dallas	82-87	L 45-33		18-21	15 C.Robinson	8 K.Anderson
79. 4/10	@ San Antonio	98-81	W 46-33		19-21	19 Wallace	12 Sabonis
80. 4/16	Denver	107-63	W 47-33	28-12		20 Trent	12 Sabonis,Dudley
81. 4/17	@ Vancouver	105-73	W 48-33		20-21	25 Wallace	9 Sabonis,Dudley
82. 4/20	LA Lakers	100-96	W 49-33	29-12		20 Rider	9 Sabonis

See Playoff section for 1997 Playoff game-by-game scores



SCHEDULE & RESULTS

1997-98 (46-36)

	Date	Opponent	Score	Record	Home	Road	Scoring Leader	Rebounding Leader
1.	10/31	Seattle	83-91	L 0-1	0-1		19 B.Grant	11 B.Grant
2.	11/1	@ LA Clippers	82-74	W 1-1		1-0	20 K.Anderson	11 B.Grant
3.	11/4	Minnesota	122-105	W 2-1	1-1		24 K.Anderson	10 Sabonis
4.	11/7	@ Houston	86-85	W 3-1		2-0	24 K.Anderson	19 B.Grant
5.	11/8	@ Dallas	101-94	W 4-1		3-0	28 K.Anderson	16 Sabonis
6.	11/10	Detroit	86-82	W 5-1	2-1		29 K.Anderson	11 Sabonis
7.	11/14	Phoenix	139-140 (4ot)	L 5-2	2-2		35 Rider	17 B.Grant
8.	11/15	@ Golden State	99-87	W 6-2		4-0	19 Rider	12 Sabonis
9.	11/17	Dallas	120-75	W 7-2	3-2		24 Sabonis	13 B.Grant
10.	11/19	@ Charlotte	92-106	L 7-3		4-1	18 Sabonis,Rider,Wallace	8 Sabonis
11.	11/20	@ Detroit	93-87	W 8-3		5-1	28 Rider	14 Sabonis
12.	11/22	@ New Jersey	87-93	L 8-4		5-2	20 K.Anderson	13 Sabonis
13.	11/24	@ Toronto	91-90	W 9-4		6-2	16 Wallace	16 Sabonis
14.	11/26	@ Minnesota	96-90	W 10-4		7-2	16 Wallace	9 Sabonis
15.	11/28	Houston	89-98	L 10-5	3-3		20 Rider	13 Sabonis
16.	12/2	Orlando	88-89	L 10-6	3-4		33 Rider	10 Sabonis
17.	12/5	Utah	94-77	W 11-6	4-4		15 B.Grant	9 B.Grant
18.	12/8	LA Lakers	105-99	W 12-6	5-4		26 Rider	9 B.Grant,Wallace
19.	12/10	Indiana	93-85	W 13-6	6-4		15 Rider	8 Augmon
20.	12/12	@ Seattle	98-111	L 13-7		7-3	21 Rider	9 Sabonis,Wallace
21.	12/15	Atlanta	90-99	L 13-8	6-5		20 K.Anderson	8 Trent
22.	12/16	@ Sacramento	87-94	L 13-9		7-4	23 Sabonis	8 Sabonis
23.	12/19	Vancouver	96-91	W 14-9	7-5		31 Rider	14 B.Grant
24.	12/21	@ Vancouver	86-88	L 14-10		7-5	19 Rider	9 B.Grant
25.	12/23	Sacramento	93-82	W 15-10	8-5		19 Sabonis	12 B.Grant,Sabonis
26.	12/27	@ Utah	102-91	W 16-10		8-5	25 Sabonis	11 Sabonis
27.	12/28	San Antonio	82-79	W 17-10	9-5		14 Rider,Wallace	11 Sabonis
28.	12/30	Philadelphia	96-86	W 18-10	10-5		20 B.Grant	11 B.Grant
29.	1/2	@ San Antonio	69-85	L 18-11		8-6	16 K.Anderson,Trent	8 B.Grant
30.	1/3	@ Houston	97-95	W 19-11		9-6	27 Rider	11 B.Grant
31.	1/5	Milwaukee	92-98	L 19-12	10-6		32 Sabonis	13 Sabonis
32.	1/7	Charlotte	89-91	L 19-13	10-7		22 Sabonis	13 Sabonis
33.	1/9	@ Minnesota	91-96	L 19-14		9-7	32 Rider	10 Sabonis
34.	1/10	@ Milwaukee	90-95 (ot)	L 19-15		9-8	31 K.Anderson	10 Sabonis,Wallace
35.	1/13	Miami	68-76	L 19-16	10-8		17 Wallace	10 Trent
36.	1/16	Utah	96-86	W 20-16	11-8		28 Rider	11 Trent
37.	1/18	Denver	94-82	W 21-16	12-8		27 Trent	20 Sabonis
38.	1/20	@ Cleveland	86-84	W 22-16		10-8	24 Rider	6 Askew
39.	1/21	@ Washington	100-87	W 23-16		11-8	29 Rider	9 Sabonis,Wallace
40.	1/23	@ Philadelphia	87-98	L 23-17		11-9	30 Sabonis	12 Sabonis
41.	1/24	@ Atlanta	92-77	W 24-17		12-9	28 Rider	11 Trent
42.	1/27	Golden State	78-82	L 24-18	12-9		20 Trent,Wallace	14 Trent
43.	1/29	Chicago	87-100	L 24-19	12-10		29 Rider	9 Rider
44.	2/1	Toronto	97-90	W 25-19	13-10		38 Rider	11 Sabonis,Wallace
45.	2/3	New Jersey	98-97	W 26-19	14-10		24 Sabonis	11 Sabonis
46.	2/4	@ LA Lakers	115-122	L 26-20		12-10	19 Brunson	9 Sabonis
47.	2/10	LA Lakers	117-105	W 27-20	15-10		24 Rider	10 O'Neal
48.	2/12	@ Phoenix	115-110	W 28-20		13-10	27 Trent	13 Sabonis
49.	2/13	Houston	105-81	W 29-20	16-10		25 Rider	14 Sabonis
50.	2/15	Denver	117-82	W 30-20	17-10		31 Rider	9 O'Neal
51.	2/17	Golden State	101-83	W 31-20	18-10		24 Rider	12 O'Neal
52.	2/18	@ Seattle	95-101	L 31-21		13-11	26 Rider	13 O'Neal
53.	2/20	New York	89-98	L 31-22	18-11		22 Stoudamire	7 Cato
54.	2/22	Boston	121-96	W 32-22	19-11		23 Sabonis	11 Sabonis
55.	2/25	@ Chicago	106-101	W 33-22		14-11	24 Stoudamire	20 Sabonis
56.	2/27	@ Indiana	99-124	L 33-23		14-12	14 Wallace	7 Sabonis,Rider
57.	3/1	@ Boston	101-102	L 33-24		14-13	24 Rider	9 Sabonis
58.	3/3	Phoenix	98-93	W 34-24	20-11		33 Rider	14 Sabonis
59.	3/8	San Antonio	78-82	L 34-25	20-12		23 Rider,Sabonis	17 Sabonis
60.	3/11	@ LA Lakers	107-121	L 34-26		14-14	20 Wallace	9 Sabonis
61.	3/12	Minnesota	95-92	W 35-26	21-12		28 Sabonis	20 Sabonis
62.	3/14	@ Denver	82-92	L 35-27		14-15	24 Sabonis	12 Sabonis
63.	3/15	LA Clippers	103-92	W 36-27	22-12		28 Sabonis	15 Sabonis
64.	3/17	Cleveland	82-96	L 36-28	22-13		20 Sabonis	10 Sabonis
65.	3/19	@ New York	82-77	W 37-28		15-15	21 Sabonis,B.Grant	11 Sabonis
66.	3/20	@ Orlando	87-102	L 37-29		15-16	21 B.Grant	16 B.Grant
67.	3/22	@ Miami	80-112	L 37-30		15-17	23 Rider	10 B.Grant
68.	3/24	Washington	87-99	L 37-31	22-14		14 Sabonis,W.Williams	15 Sabonis
69.	3/26	Vancouver	108-102	W 38-31	23-14		24 Sabonis	12 B.Grant
70.	3/27	@ Sacramento	90-73	W 39-31		16-17	24 Rider	14 B.Grant
71.	3/29	@ Golden State	99-83	W 40-31		17-17	21 Rider	8 Sabonis
72.	4/1	@ Utah	89-98	L 40-32		17-18	22 Stoudamire	14 B.Grant
73.	4/3	Dallas	109-102	W 41-32	24-14		27 Wallace	20 B.Grant
74.	4/4	@ Phoenix	83-90	L 41-33		17-19	23 Rider,B.Grant	12 B.Grant
75.	4/6	@ San Antonio	79-75	W 42-33		18-19	28 Wallace	8 B.Grant
76.	4/7	@ Dallas	99-91	W 43-33		19-19	26 Rider	12 Cato
77.	4/9	@ LA Clippers	99-95	W 44-33		20-19	25 Rider,B.Grant	13 B.Grant
78.	4/11	@ Vancouver	96-105 (ot)	L 44-34		20-20	26 Rider	16 Wallace
79.	4/14	Sacramento	92-66	W 45-34	25-14		19 W.Williams	9 Sabonis
80.	4/16	LA Clippers	99-90	W 46-34	26-14		21 Wallace	12 Sabonis
81.	4/17	@ Denver	101-109	L 46-35		20-21	18 B.Grant	15 B.Grant
82.	4/19	Seattle	82-90	L 46-36	26-15		24 Rider	17 B.Grant

See Playoff section for 1998 Playoff game-by-game scores

HISTORY



SCHEDULE & RESULTS

1998-99 (35-15)

Date	Opponent	Score	Record	Home	Road	Scoring Leader	Rebounding Leader
1. 2/7	@ Seattle	88-91	L 0-1		0-1	19 Stoudamire	11 B.Grant
2. 2/8	@ Vancouver	95-76	W 1-1		1-1	24 Sabonis	11 Sabonis
3. 2/10	Indiana	100-92	W 2-1	1-0		26 Rider	11 Rider
4. 2/14	@ Golden State	100-105 (2ot)	L 2-2		1-2	23 Sabonis	17 Sabonis
5. 2/15	Dallas	99-84	W 3-2	2-0		16 Sabonis	11 B.Grant
6. 2/17	Denver	100-85	W 4-2	3-0		19 Rider	17 B.Grant
7. 2/19	Boston	106-86	W 5-2	4-0		21 B.Grant	18 B.Grant
8. 2/20	Golden State	90-84	W 6-2	5-0		27 Rider	24 B.Grant
9. 2/24	@ New Jersey	94-85	W 7-2		2-2	22 Williams	12 Sabonis
10. 2/26	@ Charlotte	95-97	L 7-3		2-3	27 Rider	10 Sabonis
11. 2/27	@ Washington	82-81	W 8-3		3-3	19 B.Grant	18 B.Grant
12. 2/28	@ Minnesota	100-93	W 9-3		4-3	22 Wallace	8 B.Grant,Sabonis
13. 3/2	Utah	102-100 (2ot)	W 10-3	6-0		22 Wallace	12 B.Grant
14. 3/3	@ Sacramento	97-93 (ot)	W 11-3		5-3	20 B.Grant	18 B.Grant
15. 3/5	Minnesota	97-85	W 12-3	7-0		17 Wallace	15 Sabonis
16. 3/7	Houston	111-71	W 13-3	8-0		21 Rider	6 B.Grant,O'Neal
17. 3/8	@ Vancouver	92-73	W 14-3		6-3	21 Jackson	9 B.Grant
18. 3/9	Sacramento	103-98	W 15-3	9-0		21 Rider	11 B.Grant
19. 3/12	Utah	77-91	L 15-4	9-1		20 Stoudamire	8 Sabonis
20. 3/13	@ LA Clippers	106-96	W 16-4		7-3	25 B.Grant	14 B.Grant
21. 3/15	@ Dallas	106-91	W 17-4		8-3	30 Rider	16 Sabonis
22. 3/16	@ Houston	93-101	L 17-5		8-4	17 Stoudamire	9 B.Grant,Sabonis
23. 3/18	@ Sacramento	88-78	W 18-5		9-4	25 Wallace	13 Wallace
24. 3/19	San Antonio	90-85	W 19-5	10-1		28 Sabonis	12 B.Grant
25. 3/21	Philadelphia	91-75	W 20-5	11-1		26 Wallace	10 Sabonis
26. 3/23	Golden State	79-72	W 21-5	12-1		15 Rider	12 B.Grant
27. 3/25	Phoenix	97-84	W 22-5	13-1		22 B.Grant	14 B.Grant
28. 3/28	@ Phoenix	88-86	W 23-5		10-4	18 Sabonis,Williams	14 B.Grant
29. 3/30	@ Golden State	90-93	L 23-6	13-1	10-5	21 Sabonis	12 Sabonis
30. 3/31	Sacramento	100-86	W 24-6	14-1		21 Stoudamire	9 B.Grant
31. 4/2	Seattle	107-95	W 25-6	15-1		23 Rider	12 Sabonis
32. 4/3	Phoenix	98-93	W 26-6	16-1		20 Wallace	9 Cato
33. 4/6	Vancouver	98-89	W 27-6	17-1		15 Wallace,Rider,Williams	8 Sabonis
34. 4/8	@ Seattle	86-87	L 27-7		10-6	14 Wallace	12 B.Grant
35. 4/10	@ LA Clippers	97-70	W 28-7		11-6	19 Wallace	5 B.Gr.,Sab.,Jackson,Williams
36. 4/11	LA Clippers	83-89	L 28-8	17-2		17 Rider	11 Cato
37. 4/13	LA Lakers	113-86	W 29-8	18-2		16 Rider,Stoudamire	8 B.Grant
38. 4/15	@ Houston	76-86	L 29-9		11-7	19 Stoudamire	16 B.Grant
39. 4/16	@ San Antonio	80-81	L 29-10		11-8	23 Wallace	12 Wallace
40. 4/17	@ Dallas	102-94	W 30-10		12-8	23 Anthony	9 B.Grant
41. 4/21	LA Lakers	88-82	W 31-10	19-2		21 Wallace	11 Sabonis
42. 4/23	@ Utah	85-96	L 31-11		12-9	13 Jackson	6 B.Grant
43. 4/25	Minnesota	100-84	W 32-11	20-2		24 B.Grant	11 B.Grant,Wallace
44. 4/26	Denver	93-77	W 33-11	21-2		28 Williams	9 Sabonis
45. 4/28	Seattle	119-84	W 34-11	22-2		31 Stoudamire	11 Sabonis
46. 4/29	@ LA Lakers	89-108	L 34-12		12-10	17 Stoudamire	10 B.Grant
47. 5/1	@ San Antonio	90-98 (ot)	L 34-13		12-11	14 Sabonis	11 B.Grant
48. 5/2	@ Denver	110-102	W 35-13		13-11	17 Stoudamire	9 B.Grant
49. 5/4	San Antonio	81-87	L 35-14	22-3		18 Sabonis	10 B.Grant
50. 5/5	@ LA Lakers	91-119	L 35-15		13-12	23 Wallace,O'Neal	8 B.Grant,Cato

See Playoff section for 1999 Playoff game-by-game scores



SCHEDULE & RESULTS

1999-2000 (59-23)

	Date	Opponent	Score	Record	Home	Road	Scoring Leader	Rebounding Leader
1.	11/2	@ Vancouver	106-86	W 1-0		1-0	22 Smith	7 Wallace
2.	11/3	LA Clippers	121-98	W 2-0	1-0		23 Stoudamire	13 Sabonis
3.	11/5	Denver	95-83	W 3-0	2-0		22 Smith	8 Schrempf
4.	11/6	LA Lakers	97-82	W 4-0	3-0		19 Pippen	8 Pippen
5.	11/9	@ Utah	87-92	L 4-1		1-1	26 Smith	9 Sabonis
6.	11/12	@ Denver	93-78	W 5-1		2-1	19 Wallace	11 Wallace
7.	11/13	Atlanta	131-95	W 6-1	4-0		20 Stoudamire	10 O'Neal
8.	11/16	@ Miami	101-96	W 7-1		3-1	22 Wallace	13 Pippen
9.	11/17	@ Orlando	81-79	W 8-1		4-1	13 Wallace	11 Wallace
10.	11/19	@ Philadelphia	97-91	W 9-1		5-1	21 Wallace	10 Sabonis
11.	11/20	@ Charlotte	100-96 (ot)	W 10-1		6-1	24 Anthony	8 Sabonis
12.	11/23	@ Cleveland	100-103	L 10-2		6-2	22 Schrempf	11 Pippen
13.	11/24	@ Minnesota	88-81	W 11-2		7-2	18 Stoudamire,Smith	10 Wallace,Sabonis
14.	11/26	Houston	91-88 (ot)	W 12-2	5-0		19 Pippen	10 Wallace
15.	11/27	@ LA Clippers	88-71	W 13-2		8-2	24 Stoudamire	12 Wallace
16.	11/29	Indiana	91-93	L 13-3	5-1		20 Pippen,Wallace	11 Wallace
17.	12/1	Charlotte	94-90	W 14-3	6-1		18 Schrempf	9 Wallace,Smith,Schrempf
18.	12/3	@ LA Lakers	80-93	L 14-4		8-3	23 Stoudamire	10 Pippen
19.	12/5	@ Phoenix	92-90	W 15-4		9-3	21 Wallace	10 Sabonis
20.	12/7	Miami	76-86	L 15-5	6-2		19 Anthony	8 Wallace
21.	12/9	Minnesota	90-86	W 16-5	7-2		23 Wallace	10 B.Grant
22.	12/11	@ Sacramento	101-96	W 17-5		10-3	24 Wallace,Pippen	11 Wallace,Sabonis
23.	12/16	@ Seattle	107-81	W 18-5		11-3	20 Stoudamire	9 Wallace,B.Grant
24.	12/17	Phoenix	102-110	L 18-6	7-3		22 Stoudamire	10 Pippen
25.	12/20	@ Denver	88-97	L 18-7		11-4	19 Stoudamire	10 Wallace
26.	12/21	@ Houston	89-79	W 19-7		12-4	22 Smith	8 Pippen,B.Grant
27.	12/23	Golden State	111-91	W 20-7	8-3		20 Wallace	7 Sabonis
28.	12/28	Seattle	94-89	W 21-7	9-3		24 Wallace	8 Sabonis,Wallace
29.	12/30	Philadelphia	108-90	W 22-7	10-3		23 Wallace	11 Wallace
30.	1/3	@ Chicago	88-63	W 23-7		13-4	16 Stoudamire	8 Sabonis
31.	1/4	@ Toronto	114-90	W 24-7		14-4	22 Stoudamire	10 Sabonis
32.	1/6	@ Minnesota	96-98	L 24-8		14-5	24 Wallace	7 B.Grant
33.	1/8	Phoenix	96-91	W 25-8	11-3		23 Wells	11 B.Grant
34.	1/10	Dallas	107-94	W 26-8	12-3		17 Pip.,Stoud.,Schrempf	8 B.Grant,Pippen
35.	1/12	Cleveland	95-75	W 27-8	13-3		25 Wallace	9 Pippen,Wallace
36.	1/14	@ Phoenix	105-83	W 28-8		15-5	23 Sabonis	10 Sabonis
37.	1/15	@ Dallas	105-113	L 28-9		15-6	22 Pippen	9 Sabonis
38.	1/18	@ Houston	89-90	L 28-10		15-7	21 Smith	9 Pippen
39.	1/19	@ San Antonio	105-95	W 29-10		16-7	22 Wallace	7 Pippen,Sabonis
40.	1/22	@ LA Lakers	95-91	W 30-10		17-7	27 Smith	12 Wallace
41.	1/24	New Jersey	101-87	W 31-10	14-3		21 Sabonis	13 Sabonis
42.	1/27	Utah	85-75	W 32-10	15-3		14 O'Neal	12 B.Grant
43.	1/29	San Antonio	81-67	W 33-10	16-3		15 Smith	8 Sabonis
44.	2/1	Chicago	92-81	W 34-10	17-3		19 B.Grant	9 Wallace
45.	2/3	@ New York	88-98	L 34-11		17-8	18 Smith,Wells	9 B.Grant,Pippen
46.	2/4	@ Atlanta	97-90	W 35-11		18-8	21 Smith	12 Sabonis
47.	2/6	@ Boston	100-94	W 36-11		19-8	23 Smith	8 B.Grant,O'Neal
48.	2/7	@ Milwaukee	118-111	W 37-11		20-8	24 Smith	7 B.Grant
49.	2/9	LA Clippers	107-100	W 38-11	18-3		23 Sabonis	13 Wallace
50.	2/15	@ Golden State	92-83	W 39-11		21-8	21 Sabonis	16 Sabonis
51.	2/16	Golden State	99-95	W 40-11	19-3		20 Sabonis	11 Sabonis
52.	2/18	Washington	93-85	W 41-11	20-3		17 Sabonis	11 Wallace,B.Grant
53.	2/20	@ Sacramento	108-103 (ot)	W 42-11		22-8	24 Wallace	14 Sabonis
54.	2/21	Boston	105-92	W 43-11	21-3		19 Sabonis	8 Sabonis
55.	2/24	Orlando	111-92	W 44-11	22-3		30 Stoudamire	8 Sabonis
56.	2/27	Utah	101-92	W 45-11	23-3		17 Sabonis,Wallace	9 Wallace
57.	2/29	LA Lakers	87-90	L 45-12	23-4		19 Pippen	11 Sabonis
58.	3/3	Vancouver	101-91	W 46-12	24-4		19 Smith	9 Wallace
59.	3/6	Toronto	90-109	L 46-13	24-5		27 Wallace	11 Sabonis
60.	3/8	@ New Jersey	103-115	L 46-14		22-9	19 Wallace	9 O'Neal
61.	3/9	@ Indiana	119-127 (ot)	L 46-15		22-10	29 Wells	11 Sabonis,Wallace
62.	3/11	@ Detroit	99-94	W 47-15		23-10	24 Wallace	7 Wallace,Pippen
63.	3/12	@ Washington	102-86	W 48-15		24-10	16 Stoudamire	13 Sabonis
64.	3/14	Sacramento	96-91	W 49-15	25-5		20 Sabonis	16 Sabonis
65.	3/16	Minnesota	92-96	L 49-16	25-6		21 Pippen	9 Sabonis,O'Neal
66.	3/18	@ Seattle	97-96	W 50-16		25-10	24 Wallace	11 Sabonis
67.	3/22	Detroit	95-104	L 50-17	25-7		20 Wallace,Stoudamire	9 Wallace
68.	3/24	@ Golden State	96-83	W 51-17		26-10	26 Stoudamire	10 O'Neal
69.	3/26	New York	89-93	L 51-18	25-8		20 Stoud.,Pip.,Wallace	10 Wallace
70.	3/28	San Antonio	85-89	L 51-19	25-9		25 Pippen	6 Wallace,Pippen
71.	3/30	Dallas	96-85	W 52-19	26-9		34 Wallace	9 Wallace
72.	4/1	Milwaukee	113-79	W 53-19	27-9		31 Stoudamire	8 Schrempf
73.	4/2	Seattle	95-82	W 54-19	28-9		21 Smith	8 Schrempf
74.	4/5	Houston	105-118	L 54-20	28-10		24 Smith	12 B.Grant
75.	4/6	@ Vancouver	87-89	L 54-21		26-11	28 Wallace	9 Pippen
76.	4/8	Vancouver	98-85	W 55-21	29-10		27 Smith	8 Wallace
77.	4/10	@ Utah	90-86	W 56-21		27-11	16 Smith,B.Grant	7 Wallace,B.Grant
78.	4/11	@ Dallas	81-92	L 56-22		27-12	13 Wallace	12 B.Grant
79.	4/13	@ San Antonio	93-77	W 57-22		28-12	27 Wallace	8 Wallace
80.	4/16	Sacramento	102-95	W 58-22	30-10		18 Wallace	9 Wallace
81.	4/18	@ LA Clippers	116-100	W 59-22		29-12	24 Smith	8 Wallace,Sabonis
82.	4/19	Denver	95-96	L 59-23	30-11		18 Wells	11 O'Neal

See Playoff section for 2000 Playoff game-by-game scores

HISTORY



SCHEDULE & RESULTS

2000-01 (50-32)

	Date	Opponent	Score	Record	Home	Road	Scoring Leader	Rebounding Leader
1.	10/31	LA Lakers	86-96	L 0-1	0-1		26 Wallace	7 Wallace
2.	11/2	@ Phoenix	82-108	L 0-2		0-1	21 Kemp	9 Wallace
3.	11/4	@ Seattle	97-90	W 1-2		1-1	21 Stoudamire	14 Kemp
4.	11/6	@ Sacramento	75-79	L 1-3		1-2	24 Wallace	11 Davis
5.	11/7	Atlanta	97-88	W 2-3	1-1		22 Smith	10 Davis
6.	11/9	Denver	107-91	W 3-3	2-1		17 Smith,Davis,Wells	10 Wallace
7.	11/11	Houston	111-88	W 4-3	3-1		25 Smith	11 Davis
8.	11/13	@ New Jersey	94-82	W 5-3		2-2	17 Smith	17 Davis
9.	11/14	@ Atlanta	97-99	L 5-4		2-3	25 Wallace	8 Davis
10.	11/16	@ Toronto	86-80	W 6-4		3-3	25 Wallace	14 Davis
11.	11/18	@ Miami	80-86	L 6-5		3-4	20 Wallace	11 Wallace
12.	11/19	@ Orlando	110-102 (ot)	W 7-5		4-4	37 Wallace	9 Wells,Stoudamire
13.	11/21	@ Washington	104-94	W 8-5		5-4	22 Smith	10 Pippen
14.	11/22	@ Milwaukee	93-84	W 9-5		6-4	18 Wallace	8 Davis,Pippen,Wallace
15.	11/25	New Jersey	86-84	W 10-5	4-1		25 Wallace	9 Davis
16.	11/28	Seattle	93-105	L 10-6	4-2		20 Stoudamire	10 Wallace
17.	11/30	Dallas	95-84	W 11-6	5-2		28 Wallace	8 Davis, Augmon
18.	12/2	@ Houston	96-85	W 12-6		7-4	31 Stoudamire	12 Davis
19.	12/3	@ Phoenix	79-84	L 12-7		7-5	16 Wallace	13 Davis
20.	12/6	Toronto	95-88	W 13-7	6-2		21 Stoudamire	13 Wallace
21.	12/8	Philadelphia	94-107	L 13-8	6-3		17 Smith	11 Sabonis
22.	12/9	Detroit	114-83	W 14-8	7-3		21 Stoudamire	9 Sabonis
23.	12/12	@ Golden State	101-93	W 15-8		8-5	29 Wallace	11 Wallace
24.	12/13	LA Lakers	96-86	W 16-8	8-3		25 Wallace	13 Wallace
25.	12/15	Orlando	106-96	W 17-8	9-3		22 Wallace	10 Wallace
26.	12/20	@ Dallas	101-106	L 17-9		8-6	22 Stoudamire	7 Wallace,Sabonis
27.	12/22	@ Denver	96-116	L 17-10		8-7	27 Wallace	10 Davis
28.	12/23	Washington	87-70	W 18-10	10-3		25 Wallace	13 Wallace
29.	12/25	@ LA Lakers	109-104	W 19-10		9-7	33 Wallace	10 Wells
30.	12/28	@ Utah	103-102 (ot)	W 20-10		10-7	32 Stoudamire	7 Pippen,Sabonis
31.	12/29	Vancouver	104-81	W 21-10	11-3		20 Sabonis	9 Kemp
32.	1/1	Charlotte	89-67	W 22-10	12-3		16 Wells	18 Wallace
33.	1/3	Indiana	102-86	W 23-10	13-3		27 Wells	9 Wallace
34.	1/5	Milwaukee	119-115	W 24-10	14-3		26 Smith	7 Wallace
35.	1/8	@ Boston	98-90	W 25-10		11-7	22 Pippen	12 Wallace,Kemp
36.	1/10	@ Philadelphia	93-75	W 26-10		12-7	18 Wallace	10 Wallace
37.	1/11	@ Charlotte	83-70	W 27-10		13-7	16 Stoudamire,Smith	15 Davis
38.	1/13	@ New York	78-91	L 27-11		13-8	15 Smith	13 Wallace
39.	1/14	@ Detroit	103-96	W 28-11		14-8	28 Wells	14 Wells
40.	1/16	Cleveland	103-83	W 29-11	15-3		22 Wells	8 Kemp,Smith
41.	1/18	Miami	85-74	W 30-11	16-3		22 Wells	10 Wells
42.	1/20	Sacramento	101-111	L 30-12	16-4		25 Wallace	8 Sabonis
43.	1/22	@ Cleveland	58-84	L 30-13		14-9	12 Wallace,Augmon,Wells	7 Wallace,Augmon
44.	1/23	@ Chicago	104-100	W 31-13		15-9	20 Anthony	12 Davis
45.	1/25	@ Indiana	92-82	W 32-13		16-9	22 Wallace,Smith	10 Davis
46.	1/27	@ Minnesota	80-93	L 32-14		16-10	21 Wells	11 Wells
47.	1/30	Chicago	92-81	W 33-14	17-4		23 Sabonis	8 Davis
48.	2/1	Phoenix	100-92	W 34-14	18-4		20 Smith	12 Davis
49.	2/3	@ LA Clippers	89-90	L 34-15		16-11	22 Wells	13 Davis
50.	2/7	Seattle	97-80	W 35-15	19-4		21 Stoudamire	13 Davis
51.	2/13	Minnesota	109-98	W 36-15	20-4		18 Wells,Wallace	10 Smith
52.	2/15	Sacramento	105-81	W 37-15	21-4		20 Stoudamire	9 Davis
53.	2/17	Boston	81-85	L 37-16	21-5		23 Wallace	10 Sabonis
54.	2/20	Denver	104-94	W 38-16	22-5		42 Wallace	7 Wallace,Schrempf
55.	2/22	Utah	84-90	L 38-17	22-6		32 Wallace	11 Wallace
56.	2/24	@ LA Clippers	120-123 (ot)	L 38-18		16-12	35 Wallace	9 Wallace,Davis
57.	2/26	@ Houston	95-89	W 39-18		17-12	27 Wallace	9 Davis,Stoudamire
58.	2/27	@ San Antonio	95-87	W 40-18		18-12	22 Wallace	9 Wallace,Pippen
59.	3/1	LA Clippers	94-81	W 41-18	23-6		23 Sabonis	8 Davis
60.	3/3	Golden State	122-91	W 42-18	24-6		18 Smith,Wells	11 Schrempf
61.	3/6	Vancouver	97-105	L 42-19	24-7		15 Stoud.,Pippen,Wells	8 Davis
62.	3/8	San Antonio	79-93	L 42-20	24-8		16 Wells	9 Wells
63.	3/9	@ Vancouver	85-95	L 42-21		18-13	24 Wells	11 Pippen
64.	3/13	@ Seattle	90-99	L 42-22		18-14	19 Wallace	8 Pippen,Wallace
65.	3/14	Phoenix	79-84	L 42-23	24-9		29 Wallace	11 Wallace
66.	3/16	Utah	90-87	W 43-23	25-9		20 Pippen	6 Smith
67.	3/19	@ San Antonio	85-98	L 43-24		18-15	23 Smith	9 Davis
68.	3/20	@ Dallas	96-88	W 44-24		19-15	18 Wallace	11 Davis
69.	3/22	@ Utah	101-99	W 45-24		20-15	25 Pippen	7 Wallace,Pippen
70.	3/26	LA Clippers	104-96	W 46-24	26-9		19 Wallace,Smith	11 Sabonis
71.	3/28	Dallas	84-94	L 46-25	26-10		19 Sabonis	7 Wallace,Pippen,Sabonis
72.	3/30	New York	96-79	W 47-25	27-10		30 Wallace	9 Davis
73.	4/1	Minnesota	95-99	L 47-26	27-11		25 Smith	11 Wells
74.	4/3	@ Denver	92-94	L 47-27		20-16	17 Smith,Stoudamire	13 Davis
75.	4/4	@ Minnesota	79-83	L 47-28		20-17	13 Smith, Wallace	10 Pippen
76.	4/6	@ Golden State	122-91	W 48-28		21-17	32 Sabonis	10 Sabonis,Stoudamire
77.	4/8	@ Sacramento	89-98	L 48-29		21-18	21 Pippen	11 Wallace
78.	4/10	Golden State	116-88	W 49-29	28-11		23 Stoudamire	6 Wallace
79.	4/12	@ Vancouver	100-87	W 50-29		22-18	27 Wallace	15 Davis
80.	4/13	Houston	103-109	L 50-30	28-12		28 Pippen	8 Sabonis
81.	4/15	@ LA Lakers	100-105	L 50-31		22-19	28 Wallace	8 Sabonis
82.	4/17	San Antonio	93-99	L 50-32	28-13		28 Stoudamire	16 Davis

See Playoff section for 2001 Playoff game-by-game scores



	Date	Opponent	Score	Record	Home	Road	Scoring Leader	Rebounding Leader
1.	10/30	@ LA Lakers	87-98	L 0-1		0-1	22 Wallace	12 Wallace
2.	10/31	Golden State	92-87	W 1-1	1-0		33 Wells	9 Wallace, Pippen
3.	11/3	San Antonio	90-106	L 1-2	1-1		30 Wells	9 Wallace
4.	11/4	@ Golden State	86-96	L 1-3		0-2	26 Wells	11 Davis
5.	11/6	Utah	101-83	W 2-3	2-1		26 Wallace	6 Wallace,Wells,Pippen
6.	11/8	LA Clippers	119-101	W 3-3	3-1		26 Anderson	8 Wallace
7.	11/10	@ Indiana	96-105	L 3-4		0-3	18 Anderson	13 Davis
8.	11/11	@ Detroit	100-98	W 4-4		1-3	30 Wells	15 Davis
9.	11/13	@ New York	82-89	L 4-5		1-4	17 Anderson, Davis	13 Davis
10.	11/15	@ Memphis	101-85	W 5-5		2-4	27 Wallace	11 Davis
11.	11/17	@ Charlotte	97-87	W 6-5		3-4	23 Wallace	8 Davis
12.	11/20	Houston	87-94	L 6-6	3-2		28 Wells	10 Wallace
13.	11/21	@ Sacramento	83-95	L 6-7		3-5	13 Wells	12 Wallace
14.	11/23	Denver	97-90	W 7-7	4-2		30 Wallace	10 Wallace
15.	11/27	Indiana	96-90	W 8-7	5-2		26 Wallace	9 Patterson
16.	11/30	Milwaukee	101-95	W 9-7	6-2		25 Davis	16 Davis
17.	12/1	Phoenix	83-97	L 9-8	6-3		16 Kerr	11 Davis, Wallace
18.	12/6	Charlotte	89-95	L 9-9	6-4		18 Wallace	9 Wallace
19.	12/8	Seattle	113-92	W 10-9	7-4		28 Wallace	9 Wells, Pippen
20.	12/11	@ Dallas	103-105	L 10-10		3-6	21 Wells	13 Wells
21.	12/14	@ Utah	85-93	L 10-11		3-7	18 Wallace	6 Wallace, Davis
22.	12/15	Orlando	117-106	W 11-11	8-4		37 Wallace	13 Wallace
23.	12/18	@ Houston	101-92	W 12-11		4-7	23 Wallace,Patterson	11 Patterson
24.	12/19	@ San Antonio	79-97	L 12-12		4-8	18 Wallace	12 Wallace
25.	12/21	Detroit	83-81	W 13-12	9-4		22 Wallace	14 Davis
26.	12/22	@ Phoenix	90-102	L 13-13		4-9	27 Stoudamire	13 Wallace
27.	12/26	@ Sacramento	74-89	L 13-14		4-10	25 Wallace	13 Wallace
28.	12/27	Utah	87-99	L 13-15	9-5		22 Stoudamire	7 Wallace, Stoudamire
29.	12/30	Minnesota	93-95	L 13-16	9-6		26 Wallace	6 Wallace
30.	1/1	@ LA Clippers	97-112	L 13-17		4-11	25 Stoudamire	8 Davis
31.	1/2	Toronto	84-95	L 13-18		9-7	22 Wallace	13 Wallace
32.	1/5	Philadelphia	96-88	W 14-18	10-7		30 Wallace	8 Wallace
33.	1/7	@ Cleveland	96-64	W 15-18		5-11	20 Davis	15 Davis
34.	1/8	@ Atlanta	92-101	L 15-19		5-12	26 Wells	14 Wells
35.	1/10	@ Miami	92-85	W 16-19		6-12	23 Wells, Wallace	9 Wells
36.	1/11	@ Orlando	92-84	W 17-19		7-12	25 Stoudamire	10 Pippen
37.	1/13	Cleveland	96-64	W 18-19	11-7		18 Wells	11 Wallace
38.	1/16	@ Phoenix	108-99	W 19-19		8-12	19 Stoud., Wallace	16 Davis
39.	1/17	Miami	90-92	L 19-20	11-8		19 Anderson	12 Wallace
40.	1/19	LA Clippers	113-93	W 20-20	12-8		29 Stoudamire	8 Davis, Stoudamire
41.	1/22	Sacramento	116-100	W 21-20	13-8		34 Wells	15 Wallace
42.	1/24	Memphis	120-82	W 22-20	14-8		20 Wallace	9 Davis
43.	1/29	@ Seattle	92-86	W 23-20		9-12	20 Davis	14 Davis
44.	1/31	Phoenix	105-97	W 24-20	15-8		20 Wallace, Wells	14 Davis
45.	2/2	@ Utah	96-97	L 24-21		9-13	24 Wells	8 Wells
46.	2/3	Chicago	101-96	W 25-21	16-8		19 Wells	11 Davis
47.	2/5	@ Denver	96-97	L 25-22		9-14	31 Patterson	13 Davis
48.	2/6	@ Minnesota	103-113	L 25-23		9-15	35 Wells	15 Davis
49.	2/13	Dallas	114-103	W 26-23	17-8	9-15	24 Wallace	13 Davis
50.	2/15	Boston	104-107	L 26-24	17-9		20 Stoudamire	11 Wells
51.	2/17	LA Lakers	111-105	W 27-24	18-9		27 Wells	10 Wells, Davis
52.	2/18	@ LA Clippers	80-79	W 28-24		10-15	15 Stoudamire	15 Davis
53.	2/20	@ Seattle	90-84	W 29-24		11-15	18 Wallace	13 Davis
54.	2/21	Atlanta	94-79	W 30-24	19-9		20 Wallace	14 Davis
55.	2/23	Denver	101-90	W 31-24	20-9		24 Stoudamire	8 Anderson
56.	2/25	@ Philadelphia	88-83	W 32-24		12-15	29 Wallace	10 Wallace
57.	2/27	@ Washington	105-102	W 33-24		13-15	22 Wallace	14 Wallace
58.	3/1	@ Toronto	91-81	W 34-24		14-15	20 Wallace	16 Davis
59.	3/2	@ Milwaukee	104-103	W 35-24		15-15	24 Wallace	11 Pippen
60.	3/4	Sacramento	107-95	W 36-24	21-9		20 Wells	14 Davis
61.	3/6	Minnesota	85-78	W 37-24	22-9		28 Wallace	15 Wallace
62.	3/8	New Jersey	82-73	W 38-24	23-9		21 Wells	9 Davis
63.	3/9	@ Denver	106-109	L 38-25		15-16	28 Pippen	10 Pippen, Wells
64.	3/15	Dallas	132-106	W 39-25	24-9		37 Wallace	8 Wallace
65.	3/16	Washington	95-80	W 40-25	25-9		25 Wallace	14 Kemp
66.	3/18	@ Boston	100-91	W 41-25		16-16	20 Wells	11 Kemp
67.	3/20	@ New Jersey	82-97	L 41-26		16-17	17 Wallace	9 Pippen
68.	3/22	@ Chicago	109-83	W 42-26		17-17	19 Wallace	7 Kemp
69.	3/23	@ Minnesota	108-99	W 43-26		18-17	21 Stoudamire	11 Pippen
70.	3/25	Memphis	100-103	L 43-27	25-10		34 Wells	8 Kemp
71.	3/27	San Antonio	98-93	W 44-27	26-10		24 Wells	8 Davis
72.	3/29	@ LA Lakers	79-91	L 44-28		18-18	17 Stoudamire	16 Kemp
73.	3/30	Seattle	87-92	L 44-29	26-11		24 Anderson	15 Kemp
74.	4/2	@ Golden State	91-107	L 44-30		18-19	20 Wallace	10 Davis
75.	4/4	New York	88-80	W 45-30	27-11		25 Wallace	18 Davis
76.	4/6	Golden State	113-86	W 46-30	28-11		19 Anderson	13 Wallace
77.	4/8	@ San Antonio	87-99	L 46-31		18-20	23 Stoudamire	8 Wallace
78.	4/9	@ Dallas	88-103	L 46-32		18-21	22 Wells	9 Wells
79.	4/11	@ Memphis	99-102	L 46-33		18-22	22 Wallace	10 Davis
80.	4/12	@ Houston	80-79	W 47-33		19-22	29 Wells	12 Wallace
81.	4/14	LA Lakers	128-120	W 48-33	29-11		33 Wells	13 Wallace
82.	4/17	Houston	92-79	W 49-33	30-11		16 Kerr	10 Kemp

See Playoff Section for 2002 Playoff game-by-game scores

HISTORY



SCHEDULE & RESULTS

2002-03 (50-32)

	Date	Opponent	Score	Record	Home	Road	Scoring Leader	Rebounding Leader
1.	10/30	LA Lakers	102-90	W 1-0	1-0		28 Wallace	7 Wells, Sabonis
2.	10/31	@ Sacramento	72-100	L 1-1		0-1	24 Wallace	11 Davis
3.	11/2	Denver	79-96	L 1-2	1-1		21 Wallace	8 Wallace
4.	11/3	@ LA Lakers	95-98 (ot)	L 1-3		0-2	24 Anderson	10 Davis
5.	11/6	Memphis	94-88	W 2-3	2-1		18 Wallace	13 Davis
6.	11/8	@ Phoenix	75-86	L 2-4		0-3	20 Wells	7 Wells
7.	11/9	@ San Antonio	95-76	W 3-4		1-3	19 Wells	12 Patterson
8.	11/11	@ Dallas	73-82	L 3-5		1-4	14 Wallace	10 Sabonis
9.	11/12	@ Houston	83-86	L 3-6		1-5	12 Wells, Pip., Dav.Sab.	9 Wallace
10.	11/15	LA Clippers	112-88	W 4-6	3-1		28 Anderson	9 Anderson
11.	11/20	Orlando	98-84	W 5-6	4-1		26 Anderson,Wallace	14 Wallace
12.	11/21	@ Seattle	89-85	W 6-6		2-5	16 Wells	9 Wells
13.	11/23	Sacramento	94-95	L 6-7	4-2		30 Wallace	9 Wallace
14.	11/26	Houston	77-71	W 7-7	5-2		16 Wallace	9 Sabonis
15.	11/30	New Jersey	86-93	L 7-8	5-3		20 Wells	9 Sabonis
16.	12/4	Dallas	88-103	L 7-9	5-4		34 Wallace	12 Wallace,Davis
17.	12/6	Miami	88-69	W 8-9	6-4		17 Wells	7 Wallace,Wells,Randolph
18.	12/8	@ Toronto	104-91	W 9-9		3-5	29 Wells	9 Wallace
19.	12/10	@ Washington	98-79	W 10-9		4-5	14 Anderson,Pippen	11 Davis
20.	12/11	@ New Jersey	104-105	L 10-10		4-6	26 Patterson	7 Wells,Randolph
21.	12/13	@ Milwaukee	79-101	L 10-11		4-7	17 Randolph	9 Wallace
22.	12/14	@ Minnesota	98-92 (ot)	W 11-11		5-7	24 Anderson	14 Davis
23.	12/17	New Orleans	102-93	W 12-11	7-4		30 Wells	13 Wallace
24.	12/18	@ LA Clippers	97-93	W 13-11		6-7	30 Wells	9 Wells
25.	12/20	@ Golden State	113-111	W 14-11		7-7	28 Wells	7 Sabonis
26.	12/21	Seattle	81-80	W 15-11	8-4		27 Anderson	9 Wallace
27.	12/27	Utah	103-98	W 16-11	9-4		23 Pippen	9 Wallace
28.	12/28	@ Sacramento	119-113 (ot)	W 17-11		8-7	32 Wells	14 Davis
29.	12/30	@ Detroit	85-74	W 18-11		9-7	19 Wallace	10 Davis
30.	12/31	@ Chicago	87-102	L 18-12		9-8	15 Pippen	7 Patterson
31.	1/3	@ Boston	108-103	W 19-12		10-8	19 Wells	9 Randolph
32.	1/5	@ New York	92-89	W 20-12		11-8	22 Wells	12 Wallace
33.	1/7	Phoenix	81-88	L 20-13	9-5		18 Wells	12 Wallace
34.	1/9	San Antonio	90-87	W 21-13	10-5		19 Pippen,Anderson	7 Wallace,Davis
35.	1/10	@ Denver	81-82	L 21-14		11-9	17 Anderson	14 Davis
36.	1/13	Cleveland	118-94	W 22-14	11-5		20 Patterson	9 Randolph
37.	1/15	Memphis	100-92	W 23-14	12-5		38 Wallace	10 Wallace,Davis
38.	1/18	Minnesota	98-104	L 23-15	12-6		32 Wells	13 Wells
39.	1/20	@ Memphis	99-87	W 24-15		12-9	15 McInnis	9 Wells
40.	1/22	@ Atlanta	112-110 (2ot)	W 25-15		13-9	21 Anderson	17 Davis
41.	1/24	@ New Orleans	97-96	W 26-15		14-9	27 Anderson	13 Davis
42.	1/26	@ Dallas	100-93	W 27-15		15-9	19 Pippen	14 Wells
43.	1/28	Denver	98-92	W 28-15	13-6		24 Anderson	9 Davis,Sabonis
44.	1/29	@ Utah	71-95	L 28-16		15-10	15 Randolph	14 Davis
45.	1/31	Chicago	107-94	W 29-16	14-6		28 Wallace	13 Davis
46.	2/2	@ Cleveland	114-95	W 30-16		16-10	29 Wallace	7 Wells,Wallace
47.	2/4	@ Orlando	96-89	W 31-16		17-10	25 Pippen	17 Pippen
48.	2/5	@ Miami	101-87	W 32-16		18-10	26 Pippen	8 Wells,Davis
49.	2/11	San Antonio	111-116 (ot)	L 32-17	14-7		25 Wallace	8 Davis,Patterson
50.	2/13	Boston	92-100	L 32-18	14-8		30 Wallace	10 Pippen
51.	2/15	Seattle	101-96	W 33-18	15-8		27 Wallace	14 Davis
52.	2/17	New York	99-91	W 34-18	16-8		23 Wallace	8 Davis,Wallace
53.	2/19	Golden State	125-98	W 35-18	17-8		29 Wells	7 Sabonis
54.	2/21	@ LA Lakers	84-92	L 35-19		18-11	25 Wells	9 Davis
55.	2/22	Milwaukee	90-93	L 35-20	17-9		26 Wells	11 Davis
56.	2/25	Atlanta	89-86	W 36-20	18-9		24 Wallace	9 Wallace,Daniels
57.	2/26	@ Denver	94-84	W 37-20		19-11	15 Patterson,Sabonis	10 Randolph
58.	2/28	LA Clippers	109-103	W 38-20	19-9		24 Pippen	12 Randolph
59.	3/2	Detroit	103-86	W 39-20	20-9		37 Wells	8 Davis
60.	3/5	@ Phoenix	92-98	L 39-21		19-12	22 Wallace	10 Randolph
61.	3/6	Philadelphia	60-88	L 39-22	20-10		17 Wallace	9 Wallace
62.	3/8	Indiana	94-80	W 40-22	21-10		23 Wallace	14 Wallace
63.	3/11	@ Seattle	92-77	W 41-22		20-12	23 Wallace	13 Pippen
64.	3/12	Toronto	125-103	W 42-22	22-10		20 Stoudamire	9 Davis
65.	3/14	@ Philadelphia	79-90	L 42-23		20-13	16 Stoudamire	12 Davis
66.	3/16	@ Minnesota	95-111	L 42-24		20-14	18 Wallace	6 Davis,Wallace
67.	3/17	@ Indiana	95-88	W 43-24		21-14	16 Sabonis	10 Davis
68.	3/19	Houston	94-83	W 44-24	23-10		21 Anderson	8 Sabonis
69.	3/22	Sacramento	104-113	L 44-25	23-11		31 Wallace	6 Davis,Wallace
70.	3/25	Washington	91-95	L 44-26	23-12		20 Wells	10 Wells
71.	3/26	@ Utah	85-94	L 44-27		21-15	21 Wallace	7 Randolph
72.	3/28	Dallas	112-95	W 45-27	24-12		20 Wallace	9 Randolph,Wallace
73.	4/1	Golden State	100-86	W 46-27	25-12		21 Anderson	8 Randolph,Wallace
74.	4/3	Utah	88-93	L 46-28	25-13		23 Wallace	11 Davis
75.	4/4	@ Golden State	122-100	W 47-28		22-15	31 Anderson	15 Davis
76.	4/6	Minnesota	78-97	L 47-29	25-14		23 Wallace	9 Wallace
77.	4/8	@ Houston	81-86	W 48-29		23-15	21 Stoudamire	11 Wells
78.	4/9	@ San Antonio	79-84	L 48-30		23-16	20 Anderson	8 Wallace,Anderson
79.	4/11	@ Memphis	93-96	L 48-31		23-17	31 Randolph	20 Randolph
80.	4/13	LA Lakers	101-99	W 49-31	26-14		29 Wells	11 Davis
81.	4/15	Phoenix	120-102	W 50-31	27-14		27 Randolph	7 Anderson,Wells
82.	4/16	@ LA Clippers	93-107	L 50-32		23-18	19 Wells	9 Wells,Wallace

See Playoff Section for 2003 Playoff game-by-game scores



SCHEDULE & RESULTS

2003-04 (41-41)

	Date	Opponent	Score	Record	Home	Road	Scoring Leader	Rebounding Leader
1.	10/29	@ Utah	92-99	L 0-1		0-1	22 Randolph	9 Randolph
2.	11/1	Cleveland	104-85	W 1-1	1-0		21 Randolph	13 Randolph
3.	11/3	Philadelphia	83-94	L 1-2	1-1		22 Wallace	11 Randolph,Davis
4.	11/5	Memphis	93-87	W 2-2	2-1		20 Randolph	16 Randolph
5.	11/7	@ Seattle	82-100	L 2-3		0-2	25 Wallace	11 Wallace
6.	11/8	Atlanta	90-83	W 3-3	3-1		29 Randolph	9 Randolph
7.	11/11	Toronto	83-80	W 4-3	4-1		18 Randolph	11 Randolph
8.	11/13	Sacramento	112-110 (ot)	W 5-3	5-1		28 Randolph	14 Randolph
9.	11/15	@ New Orleans	79-101	L 5-4		0-3	19 Wallace, Wells	9 Wells
10.	11/17	@ Dallas	98-105	L 5-5		0-4	31 Wallace	19 Randolph
11.	11/19	Miami	94-93	W 6-5	6-1		21 Wallace	11 Wallace
12.	11/21	Houston	85-78	W 7-5	7-1		23 Stoudamire	8 Rand., Woods, Patterson
13.	11/23	@ Golden State	72-78	L 7-6		0-5	17 Randolph	8 Randolph, Wallace
14.	11/25	Washington	80-81	L 7-7	7-2		24 Randolph	15 Randolph
15.	11/28	New Jersey	97-93	W 8-7	8-2		28 Stoudamire	10 Wallace, Davis
16.	12/3	Indiana	97-95 (ot)	W 9-7	9-2		34 Randolph	9 Randolph
17.	12/5	New York	88-81	W 10-7	10-2		22 Randolph	9 Randolph
18.	12/7	@ Memphis	79-93	L 10-8		0-6	29 Randolph	13 Randolph
19.	12/9	@ Houston	91-93	L 10-9		0-7	31 Randolph	11 Randolph
20.	12/10	@ San Antonio	77-102	L 10-10		0-8	23 Wallace	13 Davis
21.	12/13	LA Lakers	112-108	W 11-10	11-2		28 Wallace	14 Davis
22.	12/16	Milwaukee	99-106	L 11-11	11-3		30 Randolph	18 Randolph
23.	12/18	Phoenix	101-94	W 12-11	12-3		29 Randolph	20 Randolph
24.	12/20	San Antonio	91-101	L 12-12	12-4		29 Randolph	7 Randolph
25.	12/21	@ Sacramento	96-117	L 12-13		0-9	27 Wallace	13 Randolph
26.	12/23	Dallas	97-88	W 13-13	13-4		27 Randolph	9 Randolph
27.	12/26	Minnesota	101-92	W 14-13	14-4		21 McInnis	12 Randolph
28.	12/28	@ Cleveland	74-86	L 14-14		0-10	20 Randolph	9 Randolph, Wallace
29.	12/29	@ New Jersey	91-87	W 15-14		1-10	16 Wallace	13 Randolph
30.	12/31	@ Detroit	71-78	L 15-15		1-11	17 Wallace	14 Randolph
31.	1/2	Denver	96-106	L 15-16	14-5		30 Wallace	14 Randolph
32.	1/5	@ Seattle	108-119 (ot)	L 15-17		1-12	28 Randolph	12 Randolph
33.	1/8	@ Minnesota	75-96	L 15-18		1-13	19 Randolph	8 Woods
34.	1/9	@ Chicago	87-78	W 16-18		2-13	19 Anderson	12 Stepania
35.	1/11	@ Toronto	72-83	L 16-19		2-14	20 McInnis	13 Davis
36.	1/13	@ LA Clippers	96-103 (ot)	L 16-20		2-15	24 Stoudamire	14 Davis
37.	1/15	Phoenix	96-105	L 16-21	14-6		21 Randolph, Patterson	12 Randolph
38.	1/17	Dallas	104-108	L 16-22	14-7		24 Wallace, Patterson	10 Randolph, Patterson
39.	1/18	@ Phoenix	92-96	L 16-23		2-16	25 Randolph	11 Randolph
40.	1/20	@ Sacramento	109-104 (ot)	W 17-23		3-16	29 Anderson	15 Wallace
41.	1/24	Golden State	87-105	L 17-24	14-8		23 Randolph	9 Wallace
42.	1/26	@ Washington	94-83	W 18-24		4-16	18 Stoudamire	9 Randolph
43.	1/28	@ Memphis	88-76	W 19-24		5-16	21 Randolph	10 Wallace
44.	1/29	@ Atlanta	93-85	W 20-24		6-16	22 Randolph	12 Randolph
45.	1/31	Chicago	102-95 (ot)	W 21-24	15-8		29 Wallace	9 Randolph
46.	2/2	@ Denver	97-116	L 21-25		6-17	28 Randolph	11 Randolph
47.	2/4	@ Phoenix	101-97	W 22-25		7-17	19 Randolph	10 Randolph
48.	2/6	@ Utah	87-73	W 23-25		8-17	19 Randolph	14 Randolph
49.	2/8	Seattle	95-85	W 24-25	16-8		25 Randolph	16 Randolph
50.	2/10	Utah	81-86	L 24-26	16-9		21 Anderson	8 Randolph
51.	2/12	Denver	98-107	L 24-27	16-10		20 Abdur-Rahim	12 Abdur-Rahim
52.	2/17	@ LA Lakers	86-89	L 24-28		8-18	17 Patterson	6 Stoudamire
53.	2/18	LA Clippers	101-86	W 25-28	17-10		27 Anderson	10 Randolph
54.	2/20	@ Golden State	94-93	W 26-28		9-18	19 Randolph	11 Ratliff
55.	2/21	Boston	105-84	W 27-28	18-10		27 Randolph	15 Randolph
56.	2/23	@ Miami	89-81	W 28-28		10-18	22 Randolph	12 Randolph
57.	2/24	@ Orlando	94-91 (ot)	W 29-28		11-18	24 Randolph	12 Randolph
58.	2/27	@ Houston	85-89	L 29-29		11-19	22 Anderson	17 Randolph
59.	2/28	@ Dallas	91-111	L 29-30		11-20	18 Randolph	11 Randolph
60.	*3/3	Memphis	86-97	L 29-31	18-11		19 Patterson	11 Ratliff
61.	3/4	Detroit	68-83	L 29-32	18-12		11 Randolph	6 Rand., Ratliff, Davis
62.	3/6	Utah	91-70	W 30-32	19-12		23 Randolph	6 Randolph
63.	3/7	@ LA Clippers	71-91	L 30-33		11-21	24 Miles	13 Miles
64.	3/10	Minnesota	92-79	W 31-33	20-12		28 Stoudamire	11 Randolph
65.	3/12	Sacramento	83-81	W 32-33	21-12		20 Stoudamire	14 Randolph
66.	3/14	@ Minnesota	92-83	W 33-33		12-21	21 Anderson	11 Randolph
67.	3/16	@ Milwaukee	100-99	W 34-33		13-21	20 Anderson, Miles	11 Randolph
68.	3/17	@ Indiana	71-80	L 34-34		13-22	16 Randolph	6 Rand., Abdur-Rahim
69.	3/20	Orlando	92-73	W 35-34	22-12		24 Anderson	9 Randolph
70.	3/22	Houston	85-93 (ot)	L 35-35	22-13		20 Randolph	11 Randolph
71.	3/24	LA Clippers	91-85	W 36-35	23-13		32 Stoudamire	12 Ratliff
72.	3/27	Seattle	115-108 (ot)	W 37-35	24-13		25 Randolph	9 Ratliff, Randolph
73.	3/29	@ New York	91-92	L 37-36		13-23	20 Stoudamire	7 Randolph
74.	3/31	@ Boston	105-98	W 38-36		14-23	31 Miles	11 Randolph
75.	4/1	@ Philadelphia	88-82	W 39-36		15-23	18 Miles, Randolph	10 Miles
76.	4/3	New Orleans	81-94	L 39-37	24-14		17 Randolph	8 Rand., Ratliff, Anderson
77.	4/6	@ LA Lakers	91-80	W 40-37		16-23	24 Stoudamire	9 Randolph, Anderson
78.	4/7	Golden State	87-81	W 41-37	25-14		21 Miles	13 Ratliff
79.	4/9	@ San Antonio	74-84	L 41-38		16-24	21 Randolph	8 Randolph
80.	4/10	@ Denver	100-110 (ot)	L 41-39		16-25	23 Randolph, Miles	11 Randolph, Ratliff
81.	4/12	San Antonio	66-78	L 41-40	25-15		13 Randolph	9 Randolph
82.	4/14	LA Lakers	104-105 (2ot)	L 41-41	25-16		21 Randolph	18 Randolph

* March 3 game vs. Memphis postponed from originally scheduled date because of severe weather in Portland

HISTORY

SCHEDULE & RESULTS

2004-05 (27-55)

	Date	Opponent	Score	Record	Home	Road	Scoring Leader	Rebounding Leader
1.	11/3	@ Golden State	78-75	W 1-0		1-0	20 Van Exel	10 Randolph
2.	11/5	LA Clippers	94-81	W 2-0	1-0		22 Abdur-Rahim	14 Randolph
3.	11/7	@ Toronto	97-101	L 2-1		1-1	33 Randolph	15 Randolph
4.	11/9	@ New Jersey	60-64	L 2-2		1-2	16 Randolph	9 Randolph
5.	11/10	@ Boston	88-90	L 2-3		1-3	22 Randolph	9 Abdur-Rahim
6.	11/13	Toronto	105-102	W 3-3	2-0		27 Randolph	16 Randolph
7.	11/17	Memphis	82-101	L 3-4	2-1		16 Randolph	7 Randolph,Przybilla
8.	11/19	Milwaukee	110-98	W 4-4	3-1		33 Stoudamire	18 Randolph
9.	11/21	Houston	93-97	L 4-5	3-2		28 Randolph	14 Randolph
10.	11/23	@ Miami	99-87	W 5-5		2-3	24 Randolph	8 Abdur-Rahim
11.	11/24	@ Orlando	89-83	W 6-5		3-3	27 Randolph	14 Abdur-Rahim
12.	11/26	@ Dallas	83-92	L 6-6		3-4	23 Anderson	9 Randolph
13.	11/28	New Jersey	83-71	W 7-6	4-2		23 Randolph	15 Randolph
14.	11/30	Seattle	100-94	W 8-6	5-2		25 Abdur-Rahim	6 Miles
15.	12/4	@ Seattle	89-99	L 8-7		3-5	16 Randolph	12 Randolph
16.	12/5	Phoenix	99-121	L 8-8	5-3		24 Randolph	11 Randolph,Abdur-Rahim
17.	12/9	Boston	89-87	W 9-8	6-3		22 Randolph	17 Randolph
18.	12/10	@ Utah	87-92 (ot)	L 9-9		3-6	23 Randolph	9 Ratliff
19.	12/12	Utah	98-88	W 10-9	7-3		23 Randolph	9 Przybilla
20.	12/14	@ Minnesota	89-100	L 10-10		3-7	17 Miles	14 Randolph
21.	12/15	@ Cleveland	88-112	L 10-11		3-8	21 Miles	7 Randolph,Przybilla
22.	12/17	@ Atlanta	100-84	W 11-11		4-8	23 Randolph	10 Randolph
23.	12/18	@ Detroit	75-74	W 12-11		5-8	14 VanExel,Stoudamire	10 Randolph
24.	12/20	@ Chicago	87-92	L 12-12		5-9	26 Randolph	13 Miles
25.	12/22	@ Milwaukee	104-95	W 13-12		6-9	26 Van Exel	11 Randolph
26.	12/27	Philadelphia	104-111	L 13-13	7-4		28 Miles	12 Ratliff
27.	12/30	San Antonio	80-114	L 13-14	7-5		17 Miles	10 Abdur-Rahim
28.	1/1	Golden State	97-88	W 14-14	8-5		26 Abdur-Rahim	9 Abdur-Rahim
29.	1/2	@ Phoenix	98-117	L 14-15		6-10	25 Miles	14 Randolph
30.	1/5	@ LA Clippers	98-102	L 14-16		6-11	15 Anderson	9 Randolph
31.	1/7	Miami	92-103	L 14-17	8-6		27 Patterson	6 Randolph,Ratliff,Przybilla
32.	1/9	@ New York	105-113	L 14-18		6-12	27 Randolph	10 Randolph
33.	1/10	@ Philadelphia	109-100	W 15-18		7-12	28 Van Exel	8 Randolph,Przybilla
34.	1/12	@ Washington	100-104	L 15-19		7-13	23 Stoudamire	10 Przybilla
35.	1/14	@ New Orleans	106-112	L 15-20		7-14	54 Stoudamire	9 Przybilla
36.	1/15	@ Minnesota	84-92	L 15-21		7-15	25 Patterson	7 Patterson
37.	1/18	@ Sacramento	107-113 (ot)	L 15-22		7-16	30 Van Exel	22 Przybilla
38.	1/19	Cleveland	101-107	L 15-23	8-7		28 Van Exel	15 Thomas
39.	1/22	Minnesota	83-92	L 15-24	8-8		23 Stoudamire	11 Przybilla
40.	1/24	San Antonio	107-99	W 16-24	9-8		23 Stoudamire	16 Przybilla
41.	1/26	Dallas	88-95	L 16-25	9-9		22 Stoudamire	10 Przybilla
42.	1/28	LA Clippers	90-86	W 17-25	10-9		22 Stoudamire	14 Przybilla
43.	2/1	@ LA Lakers	79-92	L 17-26		7-17	25 Stoudamire	11 Przybilla
44.	2/2	Denver	97-94	W 18-26	11-9		26 Van Exel	14 Przybilla
45.	2/4	Charlotte	101-89	W 19-26	12-9		23 Stoudamire,Telfair	12 Randolph
46.	2/5	Sacramento	114-108	W 20-26	13-9		30 Stoudamire	12 Randolph,Przybilla
47.	2/9	New Orleans	80-91	L 20-27	13-10		30 Stoudamire	7 Przybilla,Ratliff
48.	2/11	@ Memphis	82-88	L 20-28		7-18	26 Randolph	12 Ratliff,Randolph
49.	2/13	@ Houston	80-81	L 20-29		7-19	25 Stoudamire	11 Przybilla
50.	2/14	@ Charlotte	80-77	W 21-29		8-19	19 Przybilla	17 Przybilla
51.	2/16	@ Indiana	87-95	L 21-30		8-20	18 Przybilla	17 Przybilla
52.	2/23	LA Lakers	83-86	L 21-31	13-11		25 Stoudamire	10 Przybilla
53.	2/25	Atlanta	102-101	W 22-31	14-11		31 Randolph	12 Randolph
54.	2/27	Minnesota	83-91	L 22-32	14-12		26 Van Exel	11 Ratliff
55.	3/1	Detroit	93-103	L 22-33	14-13		19 Stoudamire	12 Przybilla
56.	3/4	Indiana	97-106	L 22-34	14-14		27 Abdur-Rahim	13 Przybilla
57.	3/5	@ Phoenix	116-129	L 22-35		8-21	30 Stoudamire	13 Abdur-Rahim
58.	3/7	@ Denver	98-111	L 22-36		8-22	24 Stoudamire	8 Ratliff,Khryapa
59.	3/9	Chicago	84-97	L 22-37	14-15		22 Abdur-Rahim	10 Abdur-Rahim
60.	3/12	Memphis	80-66	W 23-37	15-15		25 Abdur-Rahim	10 Abdur-Rahim
61.	3/14	@ Memphis	83-104	L 23-38		8-23	20 Stoudamire	14 Przybilla
62.	3/16	@ Houston	77-108	L 23-39		8-24	20 Abdur-Rahim	8 Przybilla
63.	3/17	@ Dallas	94-98	L 23-40		8-25	20 Abdur-Rahim,Stoudamire	13 Przybilla
64.	3/19	Orlando	92-97	L 23-41	15-16		21 Khryapa	10 Przybilla
65.	3/21	@ LA Clippers	89-96	L 23-42		8-26	23 Abdur-Rahim	14 Abdur-Rahim
66.	3/22	@ Sacramento	93-112	L 23-43		8-27	27 Abdur-Rahim	21 Przybilla
67.	3/24	Seattle	91-96	L 23-44	15-17		19 Stoudamire	10 Przybilla
68.	3/26	New York	103-96	W 24-44	16-17		25 Stoudamire	15 Przybilla
69.	3/28	Washington	106-114	L 24-45	16-18		19 Abdur-Rahim	10 Przybilla
70.	3/30	Houston	84-100	L 24-46	16-19		21 Abdur-Rahim	7 Przybilla
71.	4/1	@ Seattle	87-89	L 24-47		8-28	21 Abdur-Rahim	13 Przybilla
72.	4/2	Denver	97-103	L 24-48	16-20		27 Stoudamire	12 Przybilla
73.	4/5	@ Utah	79-90	L 24-49		8-29	13 Przybilla,Telfair,Outlaw	9 Przybilla
74.	4/6	Golden State	102-104	L 24-50	16-21		27 Patterson	14 Przybilla
75.	4/8	Sacramento	114-119	L 24-51	16-22		23 Abdur-Rahim,Miles	15 Przybilla
76.	4/10	@ New Orleans	91-80	W 25-51		9-29	25 Abdur-Rahim	10 Abdur-Rahim
77.	4/12	@ SanAntonio	89-95	L 25-52		9-30	18 Miles	10 Abdur-Rahim
78.	4/14	Dallas	90-102	L 25-53	16-23		19 Abdur-Rahim	10 Abdur-Rahim
79.	4/15	@ Golden State	88-108	L 25-54		9-31	18 Stoudamire	12 Stoudamire
80.	4/17	Utah	100-82	W 26-54	17-23		23 Patterson	9 Stoudamire
81.	4/19	@ Denver	115-119	L 26-55		9-32	47 Miles	12 Miles
82.	4/20	LA Lakers	106-103	W 27-55	18-23		20 Outlaw	7 Khryapa



SCHEDULE & RESULTS

2005-06 (21-61)

	Date	Opponent	Score	Record	Home	Road	Scoring Leader	Rebounding Leader
1.	11/2	@ Minnesota	86-90	L 0-1		0-1	32 Miles	13 Randolph
2.	11/4	@ Denver	68-107	L 0-2		0-2	13 Miles	8 Randolph, Miles
3.	11/5	Atlanta	94-93	W 1-2	1-0		21 Randolph	13 Randolph
4.	11/9	New York	95-83	W 2-2	2-0		29 Randolph	12 Randolph
5.	11/11	Detroit	81-84	L 2-3	2-1		23 Miles	14 Ratliff
6.	11/16	Chicago	96-93	W 3-3	3-1		22 Randolph	10 Randolph
7.	11/18	Golden State	80-91	L 3-4	3-2		20 Telfair	13 Randolph
8.	11/20	@ New York	92-103	L 3-5		0-3	27 Telfair	7 Miles
9.	11/22	@ Memphis	95-87	W 4-5		1-3	22 Miles	13 Randolph
10.	11/23	@ Miami	79-100	L 4-6		1-4	19 Miles	8 Randolph
11.	11/25	@ Orlando	89-104	L 4-7		1-5	23 Miles	12 Przybilla
12.	11/27	@ Atlanta	77-75	W 5-7		2-5	24 Randolph	15 Randolph
13.	11/29	@ Philadelphia	83-107	L 5-8		2-6	24 Randolph	9 Randolph
14.	11/30	@ Washington	89-96	L 5-9		2-7	21 Miles	15 Przybilla
15.	12/2	Indiana	78-98	L 5-10	3-3		15 Jack	7 Przybilla
16.	12/4	Utah	93-98	L 5-11	3-4		19 Patterson,Telfair	17 Przybilla
17.	12/6	@ Phoenix	85-130	L 5-12		2-8	15 Randolph	8 Monia
18.	12/7	Minnesota	74-84	L 5-13	3-5		15 Randolph	12 Przybilla
19.	12/9	NO/Okla.City	98-95 (ot)	W 6-13	4-5		28 Dixon	19 Przybilla
20.	12/11	Houston	86-100	L 6-14	4-6		17 Telfair	15 Przybilla
21.	12/14	@ Utah	77-82	L 6-15		2-9	18 Randolph	9 Randolph
22.	12/16	Seattle	99-111	L 6-16	4-7		23 Randolph	8 Randolph
23.	12/18	Washington	97-92	W 7-16	5-7		20 Dixon	9 Ratliff
24.	12/20	@ Detroit	89-93	L 7-17		2-10	37 Randolph	11 Randolph
25.	12/21	@ Memphis	79-89	L 7-18		2-11	17 Dixon	9 Przybilla
26.	12/23	@ Minnesota	91-83	W 8-18		3-11	23 Patterson	10 Randolph
27.	12/26	@ Sacramento	105-92	W 9-18		4-11	22 Randolph	9 Randolph
28.	12/28	Philadelphia	95-91	W 10-18	6-7		28 Randolph	14 Randolph
29.	12/30	Memphis	90-93	L 10-19	6-8		22 Patterson	9 Randolph
30.	1/1	LA Clippers	94-100	L 10-20	6-9		24 Dixon	11 Randolph
31.	1/3	@ Dallas	81-95	L 10-21		4-12	19 Patterson,Randolph	11 Randolph
32.	1/4	@ San Antonio	75-106	L 10-22		4-13	15 Jack	7 Przybilla
33.	1/6	@ NO/Okla.City	80-90	L 10-23		4-14	27 Dixon	9 Ratliff
34.	1/8	Miami	89-118	L 10-24	6-10		16 Patterson	7 Przybilla,Outlaw
35.	1/11	LA Lakers	113-103	W 11-24	7-10		27 Dixon	14 Randolph
36.	1/13	Orlando	113-108	W 12-24	8-10		25 Dixon	7 Ratliff
37.	1/15	Cleveland	89-87	W 13-24	9-10		16 Patterson,Randolph	7 Patterson
38.	1/18	Toronto	96-94	W 14-24	10-10		22 Randolph	12 Khryapa
39.	1/22	Dallas	89-95 (ot)	L 14-25	10-11		23 Randolph	11 Randolph
40.	1/25	Denver	94-97	L 14-26	10-12		18 Randolph	12 Ratliff
41.	1/27	New Jersey	88-83	W 15-26	11-12		26 Dixon	8 Przybilla
42.	1/28	@ Golden State	83-98	L 15-27		4-15	21 Dixon	7 Kyryapa
43.	1/30	@ Seattle	116-111	W 16-27		5-15	32 Randolph	9 Randolph
44.	2/1	San Antonio	82-86	L 16-28			25 Randolph	9 Randolph,Przybilla
45.	2/3	Minnesota	89-85	W 17-28	12-13		19 Randolph,Jack	13 Randolph
46.	2/4	@ Denver	104-105	L 17-29		5-16	28 Randolph	12 Randolph
47.	2/8	@ Indiana	69-101	L 17-30		5-17	25 Randolph	9 Randolph
48.	2/10	@ Boston	83-115	L 17-31		5-18	14 Randolph	6 Randolph
49.	2/12	@ Toronto	81-114	L 17-32		5-19	11 Smith	8 Outlaw
50.	2/13	@ Charlotte	91-83	W 18-32		6-19	21 Randolph	9 Randolph,Miles
51.	2/15	@ NO/Okla.City	86-102	L 18-33		6-20	12 Rand.,Dixon,Webster	7 Randolph
52.	2/21	@ LA Lakers	82-99	L 18-34		6-21	16 Dixon	10 Randolph
53.	2/22	Charlotte	106-110	L 18-35	12-14		25 Patterson	8 Miles
54.	2/24	Boston	96-102	L 18-36	12-15		24 Webster	8 Randolph,Webster
55.	2/26	NO/Okla.City	75-88	L 18-37	12-16		23 Randolph	8 Randolph,Skinner
56.	2/27	@ Sacramento	91-115	L 18-38		6-22	17 Skinner	7 Skinner,Kyryapa
57.	3/1	LA Lakers	99-93	W 19-38	13-16		20 Randolph	10 Skinner
58.	3/4	@ San Antonio	81-101	L 19-39		6-23	24 Randolph	9 Randolph
59.	3/5	@ Houston	84-102	L 19-40		6-24	23 Blake	10 Khryapa
60.	3/7	@ Dallas	87-93	L 19-41		6-25	33 Randolph	8 Randolph
61.	3/9	Dallas	92-109	L 19-42	13-17		29 Randolph	6 Kyryapa
62.	3/12	Phoenix	111-101	W 20-42	14-17		32 Randolph	14 Randolph
63.	3/14	@ Chicago	66-95	L 20-43		6-26	25 Randolph	8 Randolph
64.	3/15	@ New Jersey	65-78	L 20-44		6-27	24 Randolph	7 Randolph
65.	3/17	@ Cleveland	84-99	L 20-45		6-28	24 Telfair	6 Randolph
66.	3/18	@ Milwaukee	93-97	L 20-46		6-29	26 Miles	11 Przybilla
67.	3/20	Milwaukee	93-100	L 20-47	14-18		23 Randolph	12 Przybilla
68.	3/23	@ Phoenix	108-125	L 20-48		6-30	22 Khryapa	12 Khryapa
69.	3/24	San Antonio	79-98	L 20-49	14-19		24 Dixon	10 Przybilla
70.	3/26	LA Clippers	83-97	L 20-50	14-20		19 Outlaw	10 Skinner
71.	3/29	Sacramento	90-106	L 20-51	14-21		18 Khryapa	12 Przybilla
72.	4/1	Utah	89-102	L 20-52	14-22		24 Randolph	8 Przybilla,Randolph
73.	4/2	@ Seattle	83-122	L 20-53		6-31	14 Telfair,Webster	6 Miles
74.	4/5	Houston	76-75	W 21-53	15-22		17 Randolph	10 Przybilla
75.	4/7	Seattle	108-121	L 21-54	15-23		28 Dixon	9 Ratliff
76.	4/8	@ Utah	93-110	L 21-55		6-32	28 Randolph	9 Randolph,Skinner
77.	4/10	Denver	98-110	L 21-56	15-24		21 Telfair,Lenard	7 Ratliff,Outlaw
78.	4/12	@ LA Clippers	93-97	L 21-57		6-33	20 Jack	9 Outlaw
79.	4/14	@ LA Lakers	99-110	L 21-58		6-34	18 Webster	8 Khryapa
80.	4/15	Golden State	81-86	L 21-59	15-25		17 Webster,Dixon	8 Ratliff
81.	4/17	@ Golden State	79-93	L 21-60		6-35	19 Outlaw	6 Khryapa
82.	4/19	Phoenix	96-106	L 21-61	15-26		18 Jack	12 Khryapa

HISTORY



SCHEDULE & RESULTS

2006-07 (32-50)

Date	Opponent	Score	Record	Home	Road	Scoring Leader	Rebounding Leader
1. 11/1	@ Seattle	110-106	W 1-0		1-0	30 Randolph	10 Randolph
2. 11/3	@ Golden State	89-102	L 1-1		1-1	22 Randolph	11 Randolph
3. 11/4	Minnesota	88-86	W 2-1	1-0		18 Outlaw	15 Outlaw
4. 11/6	@ L.A. Clippers	89-102	L 2-2		1-2	35 Randolph	13 Randolph
5. 11/8	L.A. Lakers	101-90	W 3-2	2-0		36 Randolph	11 Magloire
6. 11/10	N.O./Okla.City	92-91	W 4-2	3-0		31 Randolph	12 Randolph
7. 11/12	Dallas	96-103	L 4-3	3-1		20 Randolph, Jack	9 Randolph
8. 11/14	@ Minnesota	89-101	L 4-4		1-3	26 Randolph	9 Randolph
9. 11/15	@ Cleveland	87-100	L 4-5		1-4	26 Randolph	11 Randolph
10. 11/17	@ Boston	90-118	L 4-6		1-5	23 Randolph	12 Randolph
11. 11/18	@ New Jersey	86-68	W 5-6		2-5	20 Randolph	16 Randolph
12. 11/20	San Antonio	98-107	L 5-7	3-2		23 Randolph	8 Randolph
13. 11/22	New Jersey	100-97	W 6-7	4-2		25 Randolph	8 Randolph, Aldridge
14. 11/25	@ Sacramento	85-105	L 6-8		2-6	24 Randolph	8 Randolph
15. 11/26	Phoenix	101-119	L 6-9	4-3		22 Outlaw	9 Randolph
16. 11/28	Indiana	97-105	L 6-10	4-4		30 Randolph	11 Randolph
17. 12/1	Orlando	89-91	L 6-11	4-5		28 Randolph	13 Randolph
18. 12/3	Atlanta	96-107	L 6-12	4-6		30 Randolph	8 Aldridge
19. 12/5	@ Detroit	88-85	W 7-12		3-6	31 Randolph	13 Randolph
20. 12/6	@ Milwaukee	94-102 (ot)	L 7-13		3-7	30 Jack	14 Randolph
21. 12/8	@ Indiana	95-108	L 7-14		3-8	29 Randolph	7 Magloire
22. 12/10	@ Toronto	93-83	W 8-14		4-8	22 Jack, Webster	10 Magloire
23. 12/11	@ Philadelphia	81-79	W 9-14		5-8	18 Randolph	10 Randolph
24. 12/13	@ Memphis	85-79	W 10-14		6-8	21 Randolph	11 Randolph
25. 12/15	L.A. Clippers	109-99	W 11-14	5-6		26 Randolph	9 Magloire
26. 12/20	Houston	89-87	W 12-14	6-6		24 Randolph	13 Randolph
27. 12/22	Toronto	100-101 (ot)	L 12-15	6-7		20 Randolph	15 Magloire
28. 12/26	@ Phoenix	87-110	L 12-16		6-9	18 Randolph, Jack	14 Randolph
29. 12/27	N.O./Okla.City	100-85	W 13-16	7-7		26 Randolph	11 Randolph
30. 12/29	Philadelphia	95-98	L 13-17	7-8		15 Roy	12 Randolph
31. 12/30	@ Utah	86-96	L 13-18		6-10	34 Randolph	13 Randolph
32. 1/1	Boston	81-89	L 13-19	7-9		18 Roy	13 Magloire
33. 1/3	New York	81-99	L 13-20	7-10		15 Randolph	9 Randolph
34. 1/6	@ Sacramento	110-105 (ot)	W 14-20		7-10	32 Randolph	15 Randolph
35. 1/7	Miami	90-93	L 14-21	7-11		18 Roy	7 Magloire, Webster
36. 1/9	@ San Antonio	84-98	L 14-22		7-11	25 Randolph	9 Randolph
37. 1/10	@ Dallas	74-99	L 14-23		7-12	21 Randolph	6 Magl., Webster, Roy, Aldridge
38. 1/12	Sacramento	95-87	W 15-23	8-11		23 Randolph	12 Randolph
39. 1/14	Denver	93-109	L 15-24	8-12		23 Rodriguez	7 LaFrentz
40. 1/17	Cleveland	94-76	W 16-24	9-12		26 Randolph	12 Randolph
41. 1/19	@ Phoenix	101-106	L 16-25		7-13	36 Randolph	15 Randolph
42. 1/21	Milwaukee	99-95	W 17-25	10-12		28 Roy	12 Randolph
43. 1/24	Minnesota	101-98 (ot)	W 18-25	11-12		22 Randolph	15 Randolph
44. 1/26	@ Houston	69-99	L 18-26		7-14	13 Randolph	8 Webster
45. 1/27	@ Memphis	135-132 (2ot)	W 19-26		8-14	42 Randolph	12 Randolph
46. 1/29	@ N.O./Okla.City	91-103	L 19-27		8-15	20 Randolph	13 Randolph
47. 1/31	Denver	100-91	W 20-27	12-12		26 Randolph	17 Randolph
48. 2/2	@ Denver	107-114 (ot)	L 20-28		8-16	25 Randolph	9 Randolph
49. 2/3	Chicago	86-88	L 20-29	12-13		27 Randolph	7 Randolph
50. 2/6	Phoenix	102-109 (ot)	L 20-30	12-14		33 Randolph	10 Randolph
51. 2/9	@ Charlotte	108-100 (ot)	W 21-30		9-16	40 Randolph	9 Randolph
52. 2/11	@ Washington	94-73	W 22-30		10-16	18 Jack, Aldridge	10 Aldridge
53. 2/13	Miami	85-104	L 22-31		10-17	17 Randolph	7 Udoka
54. 2/14	@ Orlando	91-103	L 22-32		10-18	28 Randolph	10 Randolph
55. 2/20	Utah	103-100	W 23-32	13-14		27 Roy	12 Randolph
56. 2/21	@ L.A. Lakers	112-108	W 24-32		11-18	30 Jack	9 Randolph
57. 2/23	Memphis	102-103	L 24-33	13-15		25 Randolph	10 Magloire
58. 2/26	@ Seattle	73-97	L 24-34		11-19	14 Outlaw	8 Randolph, Aldridge
59. 3/1	Charlotte	127-90	W 25-34	14-15		30 Aldridge	8 Roy
60. 3/3	Sacramento	96-104	L 25-35	14-16		24 Randolph	12 Randolph
61. 3/6	San Antonio	94-99	L 25-36	14-17		19 Roy	12 Randolph
62. 3/11	Golden State	106-87	W 26-36	15-17		26 Roy	13 Randolph
63. 3/13	@ Denver	99-107	L 26-37		11-20	26 Randolph	17 Aldridge
64. 3/14	Detroit	75-87	L 26-38	15-18		21 Randolph	11 Randolph
65. 3/16	@ L.A. Lakers	111-116 (ot)	L 26-39		11-21	31 Randolph	10 Aldridge
66. 3/18	Seattle	77-95	L 26-40	15-19		16 Randolph	12 Magloire
67. 3/20	Washington	100-98	W 27-40	16-19		25 Aldridge	12 Roy
68. 3/22	@ New York	92-86	W 28-40		12-21	24 Roy	16 Magloire
69. 3/23	@ Atlanta	102-100 (ot)	W 29-40		13-21	27 Aldridge	16 Magloire
70. 3/25	@ Minnesota	93-94	L 29-41		13-22	22 Roy	9 Magloire, Randolph
71. 3/26	@ Chicago	89-100	L 29-42		13-23	20 Aldridge	8 Randolph, Aldridge
72. 3/29	Memphis	92-96	L 29-43	16-20		43 Randolph	17 Randolph
73. 3/31	L.A. Clippers	86-99	L 29-44	16-21		23 Roy	6 Magloire
74. 4/4	Utah	94-89	W 30-44	17-21		29 Roy	12 Magloire
75. 4/6	@ Houston	85-78	W 31-44		14-23	24 Roy	14 Magloire
76. 4/7	@ Dallas	74-86	L 31-45		14-24	18 Jack	9 Magloire
77. 4/9	@ San Antonio	96-112	L 31-46		14-25	19 Jack, Magloire	5 Magloire, Roy, Udoka, Outlaw
78. 4/11	Houston	95-99	L 31-47	17-22		20 Roy	10 Magloire
79. 4/13	@ L.A. Clippers	89-107	L 31-48		14-26	18 Roy	6 Magloire, Roy
80. 4/14	Seattle	108-102	W 32-48	18-22		25 Jack	15 Magloire
81. 4/16	@ Utah	93-130	L 32-49		14-27	26 Outlaw	6 LaFrentz
82. 4/18	Golden State	98-120	L 32-50	18-23		36 Outlaw	11 Magloire



SCHEDULE & RESULTS

2007-08 (41-41)

	Date	Opponent	Score	Record	Home	Road	Scoring Leader	Rebounding Leader
1.	10/30	@ San Antonio	97-106	L 0-1		0-1	27 Aldridge	10 Przybilla
2.	11/2	@ New Orleans	93-113	L 0-2		0-2	23 Roy	9 Aldridge
3.	11/3	@ Houston	80-89	L 0-3		0-3	23 Roy	8 Przy., Webster, Aldridge
4.	11/7	New Orleans	93-90	W 1-3	1-0		20 Jack	11 Przybilla
5.	11/9	Memphis	110-98	W 2-3	2-0		30 Aldridge	10 Aldridge
6.	11/10	Dallas	91-82	W 3-3	3-0		32 Roy	10 Outlaw, Przybilla
7.	11/13	Detroit	102-94	W 4-3	4-0		22 Aldridge	10 Przybilla, Aldridge
8.	11/14	@ Denver	93-110	L 4-4		0-4	15 Aldridge	9 Aldridge
9.	11/16	@ Philadelphia	88-92	L 4-5		0-5	25 Roy, Aldridge	7 Przybilla
10.	11/17	@ Washington	90-109	L 4-6		0-6	18 Jack, Aldridge	10 Aldridge
11.	11/19	@ Charlotte	92-101	L 4-7		0-7	18 Jack	8 Frye
12.	11/21	New Jersey	101-106	L 4-8	4-1		25 Roy	8 Aldridge
13.	11/23	Sacramento	87-84	W 5-8	5-1		28 Aldridge	12 Aldridge
14.	11/26	Orlando	74-85	L 5-9	5-2		16 Aldridge	11 Przybilla
15.	11/28	Indiana	89-95	L 5-10	5-3		26 Outlaw	10 Roy
16.	11/30	@ Dallas	80-91	L 5-11		0-8	22 Aldridge	12 Aldridge
17.	12/2	@ San Antonio	79-100	L 5-12		0-9	17 Outlaw, Webster	11 Outlaw
18.	12/3	@ Memphis	106-105	W 6-12		1-9	26 Roy	9 Roy
19.	12/6	Miami	112-106	W 7-12	6-3		25 Roy	10 Aldridge
20.	12/9	Milwaukee	117-113 (ot)	W 8-12	7-3		26 Roy	8 Roy
21.	12/11	@ Utah	97-89	W 9-12		2-9	25 Webster	10 Przybilla
22.	12/12	Golden State	105-95	W 10-12	8-3		22 Outlaw	10 Przybilla
23.	12/14	Utah	99-91	W 11-12	9-3		29 Roy	8 Przybilla
24.	12/16	@ Denver	116-105	W 12-12		3-9	26 Roy	11 Przybilla
25.	12/17	New Orleans	88-76	W 13-12	10-3		24 Roy	11 LaFrentz
26.	12/19	Toronto	101-96	W 14-12	11-3		25 Roy	9 Roy
27.	12/21	Denver	99-96	W 15-12	12-3		19 Webster	10 Frye
28.	12/25	Seattle	89-79	W 16-12	13-3		17 Jack, Roy	16 Przybilla
29.	12/28	Minnesota	109-98	W 17-12	14-3		22 Roy	8 Aldridge
30.	12/30	Philadelphia	97-72	W 18-12	15-3		22 Roy	9 Frye
31.	12/31	@ Utah	101-111	L 18-13		3-10	36 Aldridge	5 Jack
32.	1/2	@ Minnesota	90-79	W 19-13		4-10	24 Roy	11 Aldridge
33.	1/3	@ Chicago	115-109 (2ot)	W 20-13		5-10	25 Roy	13 Aldridge
34.	1/5	Utah	103-89	W 21-13	16-3		26 Webster	8 Przybilla, Aldridge
35.	1/9	Golden State	109-91	W 22-13	17-3		24 Blake	10 Przybilla
36.	1/13	@ Toronto	109-116 (2ot)	L 22-14		5-11	33 Roy	9 Jack, Przybilla, Aldridge
37.	1/14	@ New Jersey	99-73	W 23-14		6-11	20 Aldridge	12 Przybilla
38.	1/16	@ Boston	90-100	L 23-15		6-12	22 Roy	9 Przybilla
39.	1/18	@ Miami	98-91	W 24-15		7-12	24 Roy	9 Przybilla
40.	1/19	@ Orlando	94-101	L 24-16		7-13	25 Roy	8 Przybilla
41.	1/21	@ Atlanta	111-109 (ot)	W 25-16		8-13	23 Outlaw	7 Frye, Webster
42.	1/23	@ New Orleans	81-96	L 25-17		8-14	17 Aldridge	8 Aldridge
43.	1/25	Houston	79-89	L 25-18	17-4		23 Roy	6 Aldridge
44.	1/27	Atlanta	94-93	W 26-18	18-4		24 Roy	8 Aldridge
45.	1/30	Cleveland	83-84	L 26-19	18-5		16 Roy, Aldridge	9 Przybilla, Aldridge
46.	2/1	New York	94-88 (ot)	W 27-19	19-5		20 Roy	10 Roy
47.	2/4	Denver	103-105 (ot)	L 27-20	19-6		26 Roy	12 Aldridge
48.	2/6	Chicago	100-97	W 28-20	20-6		28 Roy	6 Aldridge
49.	2/8	@ Detroit	82-91	L 28-21		8-15	22 Aldridge	6 Przybilla, Aldridge
50.	2/9	@ Indiana	93-101	L 28-22		8-16	21 Aldridge	11 Przybilla, Aldridge
51.	2/11	@ Houston	83-95	L 28-23		8-17	22 Aldridge	9 Przybilla
52.	2/13	@ Dallas	76-96	L 28-24		8-18	25 Roy	7 Przybilla
53.	2/19	Sacramento	94-105	L 28-25	20-7		23 Outlaw	9 Przybilla
54.	2/21	Seattle	92-88	W 29-25	21-7		19 Outlaw, Roy	14 Roy
55.	2/22	@ Seattle	87-99	L 29-26		8-19	26 Outlaw	10 Przybilla
56.	2/24	Boston	102-112	L 29-27	21-8		24 Outlaw	9 Przybilla
57.	2/26	@ L.A. Lakers	83-96	L 29-28		8-20	24 Aldridge	16 Przybilla
58.	2/27	@ L.A. Clippers	82-80	W 30-28		9-20	21 Jack	9 Przybilla
59.	2/29	L.A. Lakers	119-111	W 31-28	22-8		22 Aldridge	12 Przybilla
60.	3/2	@ Golden State	104-110	L 31-29		9-21	26 Roy	10 Przybilla
61.	3/4	Phoenix	92-97	L 31-30	22-9		25 Roy	9 Aldridge
62.	3/7	@ Milwaukee	103-101	W 32-30		10-21	29 Aldridge	15 Przybilla
63.	3/8	@ New York	120-114 (ot)	W 33-30		11-21	27 Roy	11 Przybilla
64.	3/10	@ Cleveland	80-88	L 33-31		11-22	25 Aldridge	10 Webster, Aldridge
65.	3/11	@ Minnesota	103-96	W 34-31		12-22	27 Roy	10 Przybilla
66.	3/13	@ Sacramento	85-96	L 34-32		12-23	21 Roy	10 Przybilla
67.	3/15	Minnesota	107-96	W 35-32	23-9		26 Aldridge	13 Przybilla
68.	3/18	Phoenix	98-111	L 35-33	23-10		31 Aldridge	8 Aldridge
69.	3/21	L.A. Clippers	107-102	W 36-33	24-10		22 Aldridge	12 Aldridge
70.	3/22	@ L.A. Clippers	83-72	W 37-33		13-23	23 Roy	26 Przybilla
71.	3/24	@ Seattle	84-97	L 37-34		13-24	22 Webster	13 Przybilla
72.	3/25	Washington	102-82	W 38-34	25-10		23 Webster	17 Przybilla
73.	3/27	@ Golden State	95-111	L 38-35		13-25	22 Blake	9 Przybilla
74.	3/29	Charlotte	85-93	L 38-36	25-11		26 Outlaw	18 Przybilla
75.	4/2	@ L.A. Lakers	91-104	L 38-37		13-26	23 Outlaw, Webster	12 Aldridge
76.	4/3	Houston	86-95	L 38-38	25-12		23 Aldridge	15 Przybilla
77.	4/6	San Antonio	65-72	L 38-39	25-13		18 Roy	11 Aldridge
78.	4/8	L.A. Lakers	112-103	W 39-39	26-13		23 Roy	16 Aldridge
79.	4/11	@ Sacramento	86-103	L 39-40		13-27	24 Aldridge	15 Aldridge
80.	4/12	Dallas	108-105	W 40-40	27-13		23 Roy	10 Frye
81.	4/15	Memphis	113-91	W 41-40	28-13		20 Jones	9 Outlaw
82.	4/16	@ Phoenix	91-100	L 41-41		13-28	24 Outlaw	12 Outlaw

HISTORY







The
PLAYOFFS



Trail Blazers Playoff Win-Loss Records

ALL PLAYOFF GAMES

Series	Home			Road			Total			
	W	L	Pct.	W	L	Pct.	W	L	Pct.	
First Round.....	26	31	18	.633	10	41	.196	41	59	.410
Conference Semifinals.....	9	23	3	.885	5	19	.208	28	22	.533
Conference Finals.....	5	11	5	.685	6	11	.353	17	16	.515
NBA Finals.....	3	4	5	.444	3	5	.375	7	10	.412
Totals	43	69	31	.690	24	76	.240	93	107	.465

OVERTIME GAMES

	W	L	Pct.	W	L	Pct.	W	L	Pct.
First Round.....	2	1	.667	2	3	.400	4	4	.500
Conference Semifinals.....	2	1	.667	1	1	.500	3	2	.600
Conference Finals.....	1	0	1.000	0	0	.000	1	0	1.000
NBA Finals.....	0	0	.000	2	0	1.000	2	0	1.000
Totals	5	2	.714	5	4	.556	10	6	.625

NBA Playoff Appearances, 1971 through 2009

L.A. Lakers.....	35	Philadelphia.....	24	Dallas.....	15
San Antonio.....	29	Atlanta.....	23	Miami.....	13
Portland.....	27	Utah/New Orleans.....	23	Golden State.....	12
Boston.....	27	Oklahoma City/Seattle.....	22	New Orleans/Charlotte.....	11
Phoenix.....	27	Denver.....	20	Orlando.....	11
Chicago.....	25	Washington.....	20	Minnesota.....	8
Detroit.....	25	Indiana.....	18	L.A. Clippers/Buffalo/S.D.....	7
Houston/San Diego.....	25	Cleveland.....	17	Toronto.....	5
Milwaukee.....	24	New Jersey/N.Y. Nets.....	16	Memphis/Vancouver.....	3
New York.....	24	Sacramento/Cincinnati/K.C.....	16		

NBA Playoff Records, 1971 through 2009

W	L	Pct.	W	L	Pct.	W	L	Pct.			
L.A. Lakers.....	282	177	.614	Oklahoma City*.....	106	110	.491	New Jersey*.....	47	63	.427
Chicago.....	158	112	.585	Houston*.....	114	119	.489	L.A. Clippers*.....	20	27	.425
Boston.....	192	149	.563	Utah*.....	110	117	.485	Washington.....	69	99	.411
San Antonio.....	154	130	.542	Milwaukee.....	96	106	.475	New Orleans*.....	30	44	.405
Detroit.....	153	134	.533	Phoenix.....	120	133	.474	Denver.....	53	85	.384
Philadelphia.....	128	118	.520	Portland.....	93	107	.465	Atlanta.....	55	92	.374
New York.....	126	122	.508	Golden State.....	49	57	.462	Minnesota.....	17	30	.362
Cleveland.....	64	63	.504	Dallas.....	62	73	.459	Toronto.....	11	20	.355
Indiana.....	81	80	.503	Orlando.....	44	54	.449	Memphis*.....	0	12	.000
Miami.....	56	56	.500	Sacramento*.....	47	61	.435				

*Includes previous cities
Ranked by percentage

Trail Blazers Playoff Records vs. Opponents

Series	W	L	Pct.	Series	W	L	Pct.
L.A. Lakers.....	11	16	.32	Denver.....	2	5	.5
Utah.....	6	19	.12	Chicago.....	2	4	.5
Phoenix.....	6	14	.11	Minnesota.....	1	3	1
Seattle.....	4	8	.5	Philadelphia.....	1	4	2
Dallas.....	3	9	.5	Kansas City.....	1	1	2
San Antonio.....	3	5	.10	Detroit.....	1	1	4
Houston.....	3	4	.10				

Listed by series contested



Trail Blazers Individual Playoff Highs

Points

Game.....	45	Bonzi Wells at Dallas	4/23/03
One Half	27	Terry Porter San Antonio	5/15/90
	27	Clyde Drexler Seattle	4/26/91
	27	Bonzi Wells at Dallas	4/23/03
OT Period	13	Clyde Drexler at L.A. Lakers	4/29/92

Field Goals Made

Game.....	16	Billy Ray Bates Kansas City	4/5/81
	16	Bonzi Wells at Dallas	4/23/03
One Half	10	Lionel Hollins at L.A. Lakers	5/8/77
	10	Herm Gilliam at L.A. Lakers	5/8/77
	10	Billy Ray Bates Kansas City	4/6/81
	10	Calvin Natt at L.A. Lakers	4/26/83
	10	Terry Porter L.A. Lakers	5/3/89
	10	Terry Porter San Antonio	5/15/90
	10	Clyde Drexler Seattle	4/26/91

Field Goals Attempted

Game.....	30	Clyde Drexler at Phoenix	5/9/92
One Half	18	Billy Ray Bates Kansas City	4/5/81

Three-Point Field Goals Made

Game.....	6	Terry Porter Utah	5/16/92
One Half	5	Terry Porter San Antonio	5/15/90
	5	Terry Porter Utah	5/6/92
One Quarter ...	4	Terry Porter at Houston	4/29/94

Three-Point Field Goals Attempted

Game.....	9	Terry Porter S.A. (2OT)	5/15/90
	9	Terry Porter S.A. (OT)	5/19/90
	9	Terry Porter Detroit	6/14/90
	9	Damon Stoudamire L.A. Lakers	4/30/98
One Half	7	Terry Porter Detroit	6/14/90
	7	Damon Stoudamire at Dallas	5/4/03

Free Throws Made

Game.....	16	Arydas Sabonis at Utah	4/25/96
One Half	13	Terry Porter Dallas	4/26/90

Free Throws Attempted

Game.....	20	Arydas Sabonis at Utah	4/25/96
One Half	14	Calvin Natt Seattle	4/22/83
	14	Terry Porter Dallas	4/26/90

Free Throw Percentage

Game.....	1.000	Terry Porter (15/15) at Detroit (OT)	6/7/90
	1.000	Isaiah Rider (14/14) Utah	5/27/99
	1.000	Brandon Roy (13/13) at Houston	4/26/09

Offensive Rebounds

Game.....	10	Tom Owens at Seattle	4/6/80
-----------	----	-----------	------------------	-------	--------

Defensive Rebounds

Game.....	20	Bill Walton at Philadelphia	6/3/77
	20	Bill Walton Philadelphia	6/5/77

Total Rebounds

Game.....	24	Bill Walton at Philadelphia	6/3/77
One Half	13	Bill Walton at Philadelphia	6/3/77

Assists

Game.....	15	Rod Strickland Houston	5/3/94
	15	Darnell Valentine at L.A. Lakers	4/26/83
	15	Terry Porter Houston	4/26/87
	15	Clyde Drexler Utah	5/9/91
One Half	9	Darnell Valentine at L.A. Lakers	4/26/83
	9	Clyde Drexler at Dallas	4/20/85
	9	Clyde Drexler Utah	5/9/91
	9	Terry Porter at L.A. Lakers	5/26/91

Steals

Game.....	8	Lionel Hollins at L.A. Lakers	5/8/77
One Half	6	Lionel Hollins at L.A. Lakers	5/8/77
	6	Clyde Drexler Phoenix	5/23/90

Turnovers

Game.....	8	Mychal Thompson at L.A. Lakers	4/24/83
	8	Clyde Drexler at Denver	4/20/86
	8	Clyde Drexler at San Antonio	5/10/90
	8	Kevin Duckworth L.A. Lakers	5/18/91
One Half	6	Kevin Duckworth at Utah	5/4/88

Blocked Shots

Game.....	8	Bill Walton Philadelphia	6/5/77
One Half	5	Joel Przybilla at Houston	4/30/09

Bold indicates occurred in 2009 NBA playoffs

A RECORD PERFORMANCE --- Bill Walton, MVP of the 1977 NBA Finals, grabbed 23 rebounds (20 at the defensive end), swatted away eight Philadelphia shots and scored 20 points to lead Portland to a 109-107 win over the Sixers in the deciding game of the 1977 NBA Championship on June 5, 1977. The defensive rebound stat still stands as an NBA Finals record, while Dwight Howard knocked off Walton's rejection mark with nine blocks in Game 4 of the 2009 NBA Finals.



Trail Blazers Team Playoff Highs

Points

Game.....	153	at Phoenix (2OT).....	5/11/92
	130	Philadelphia	5/31/77
One half	75	L.A. Lakers	4/23/92
1st quarter	42	at Phoenix.....	5/11/92
2nd quarter.....	40	Philadelphia	6/5/77
	40	L.A. Lakers	4/23/92
3rd quarter.....	41	Philadelphia	5/31/77
	41	Phoenix.....	5/23/90
4th quarter	42	Philadelphia	5/29/77
	42	at L.A. Lakers	5/3/83
One OT period....	20	Utah	5/26/92

Field Goals Made

Game.....	57	at Dallas (2OT).....	4/18/85
	54	Philadelphia	5/31/77
One half	31	Philadelphia	5/31/77

Field Goals Attempted

Game.....	107	at Denver (OT)	5/1/77
	106	Philadelphia	5/29/77
	106	Utah	4/30/88
One half	57	Philadelphia	5/29/77

Field Goal Percentage

Game.....	.598	at Denver (49 of 82).....	4/22/77
	.598	Dallas (49 of 82).....	5/2/03

Three-Point Field Goals Made

Game.....	10	at Houston	4/24/09
One half	7	San Antonio	5/15/90
	7	L.A. Lakers	4/30/98
	7	at Houston	4/24/09

Three-Point Field Goals Attempted

Game.....	25	at Dallas	4/30/03
One half	16	L.A. Lakers	4/30/98

Free Throws Made

Game.....	43	San Antonio	5/8/90
One half	27	San Antonio	5/8/90

Free Throws Attempted

Game.....	53	at Phoenix (2OT).....	5/11/92
	51	San Antonio	5/8/90
One half	33	San Antonio	5/8/90
	33	Phoenix.....	5/5/92

Free Throw Percentage

Game.....	1.000	at Chicago (21 of 21)	6/14/92
	1.000	at Houston (17 of 17)	4/26/09

Bold indicates occurred in 2009 NBA playoffs

Rebounds

Offensive.....	26	L.A. Lakers	5/28/91
Defensive.....	48	at Philadelphia	6/3/77
Game.....	62	at Dallas (OT).....	4/20/85
	59	at Philadelphia	6/3/77
One Half	37	L.A. Lakers	5/21/91

Assists

Game.....	37	Philadelphia	5/31/77
One half	23	L.A. Lakers	5/23/92
	23	Utah	5/16/92

Personal Fouls

Game.....	40	Philadelphia	5/31/77
One half	23	Utah	5/9/91
	23	L.A. Lakers	5/20/00

Steals

Game.....	17	L.A. Lakers	5/5/85
One half	11	Chicago	4/12/77
	11	L.A. Lakers	5/10/77
	11	Houston.....	4/26/87

Blocked Shots

Game.....	13	at Chicago.....	4/15/77
One half	9	at Chicago.....	4/15/77

Turnovers

Game.....	34	at Philadelphia	5/22/77
One half	19	at Philadelphia	5/22/77

Disqualifications

Game.....	3	Chicago.....	5/17/77
	3	at Philadelphia	5/22/77
	3	L.A. Lakers	4/29/92
	3	Phoenix	5/2/95

Margin of Victory

32 points.....	130-98	Philadelphia	5/31/77
29 points.....	106-77	at L.A. Lakers	5/22/00
26 points.....	102-76	at L.A. Lakers	5/2/92
25 points.....	113-88	Utah	5/16/92
24 points.....	113-89	Seattle.....	4/30/78
22 points.....	129-107	Philadelphia	5/29/77
22 points.....	101-79	L.A. Lakers	4/25/92
22 points.....	125-103	Dallas	5/2/03

Highest Scores

153	153-151	at Phoenix (2OT),	5/11/92
138.....	138-132	San Antonio (2OT)	5/15/90
131.....	131-139	Dallas (OT).....	4/18/85
130.....	130-98	Philadelphia.....	5/31/77
129.....	129-107	Philadelphia.....	5/29/77

GOTTA MAKE YOUR FREE THROWS --- The Trail Blazers converted all 21 of their free throws, an NBA Finals record, in the sixth and deciding game of the 1992 NBA Finals in Chicago on June 14.



Trail Blazers Team Playoff Lows

Points

Game.....	63	San Antonio	6/4/99
One half.....	24	at Utah	5/5/96
1st quarter.....	11	Utah	4/29/96
2nd quarter.....	12	at Utah	5/5/96
	12	San Antonio	6/4/99
3rd quarter.....	8	San Antonio	6/4/99
4th quarter.....	5	at Utah	5/18/99
One OT period.....	4	at Denver.....	5/1/77

Field Goals Made

Game.....	19	San Antonio.....	6/4/99
-----------	----	------------------	--------

Field Goals Attempted

Game.....	64	Utah.....	5/23/99
	64	Utah.....	5/9/00

Field Goal Percentage

Game.....	.247	San Antonio (19 of 77).....	6/4/99
-----------	------	-----------------------------	--------

Free Throws Made

Game.....	5	Kansas City.....	4/5/81
-----------	---	------------------	--------

Free Throws Attempted

Game.....	8	Kansas City.....	4/5/81
-----------	---	------------------	--------

Free Throw Percentage

Game.....	.500	at Phoenix (13 of 26).....	5/25/90
-----------	------	----------------------------	---------

Rebounds

Offensive.....	5	Chicago.....	4/12/77
	5	at L.A. Lakers	5/26/00
Defensive.....	15	Houston.....	4/18/09
Total.....	27	Chicago.....	4/17/77

Assists

Game.....	10	Utah.....	5/23/99
	10	at Utah.....	5/25/99

Personal Fouls

Game.....	12	Houston.....	4/28/09
-----------	-----------	---------------------	----------------

Steals

Game.....	2	L.A. Lakers	5/2/97
	2	at San Antonio.....	5/29/99

Blocked Shots

Game.....	0	Phoenix.....	4/26/84
	0	Dallas.....	4/25/85
	0	at L.A. Lakers	5/24/91
	0	Phoenix	5/2/95
	0	Dallas	4/25/03

Turnovers

Game.....	6	Seattle.....	4/22/83
	6	Houston.....	5/3/94
	6	at Minnesota.....	4/30/00
	6	Houston.....	4/21/09

Margins of Loss

38 points	64-102	at Utah	5/5/96
34 points.....	89-123	at Phoenix.....	5/25/90
33 points	89-122	at Chicago	6/3/92
27 points	102-129	at Phoenix	4/28/95
27 points.....	81-108	Houston.....	4/18/09
24 points.....	101-125	at L.A. Lakers	4/27/85
23 points.....	98-121	at San Antonio	5/10/90

Lowest Scores

63.....	63-85	San Antonio.....	6/4/99
64	64-102	at Utah	5/5/96
71.....	71-88	at Utah	5/25/99
76.....	76-80	at San Antonio.....	5/29/99
76.....	76-92	at Houston.....	4/30/09
77	77-95	at L.A. Lakers	4/25/97
80.....	80-94	San Antonio	6/6/99
81.....	81-75	Utah	5/23/99
81.....	81-79	Utah.....	5/16/00
81.....	81-108	Houston.....	4/18/09
83.....	83-93	at Utah	5/18/99
83.....	83-86	at Houston.....	4/24/09

Bold indicates occurred in 2009 NBA Playoffs

CITY OF THORNS --- The Trail Blazers won all 10 of their home playoff games en route to the 1977 NBA Championship, becoming the first team in NBA history to accomplish the feat. The 10 consecutive games won at home in a postseason ties an NBA record with five other teams: Boston in 1986, the Lakers in 1987, Detroit in 1990, Chicago in 1996 and Utah in 1997. The 1977 Trail Blazers were 14-5 overall in the playoffs. In Memorial Coliseum ,they were 2-0 against Chicago, 3-0 against Denver, 2-0 vs. the Lakers and 3-0 in the NBA Finals series with Philadelphia.



Trail Blazers Top Postseason Averages

Points

1. Billy Ray Bates.....	28.3	1981 (3 games)
2. Kiki Vandeweghe.....	28.0	1986 (4 games)
3. Clyde Drexler.....	27.7	1989 (3 games)
4. Brandon Roy.....	26.7	2009 (6 games)
5. Clyde Drexler.....	26.3	1992 (21 games)
6. Rasheed Wallace.....	25.3	2002 (3 games)
7. Mychal Thompson.....	25.0	1981 (3 games)
Billy Ray Bates.....	25.0	1980 (3 games)
9. Kiki Vandeweghe.....	24.8	1987 (4 games)
10. Clyde Drexler.....	24.0	1987 (4 games)

Rebounds

1. Kermit Washington.....	17.3	1981 (3 games)
2. Bill Walton.....	15.2	1977 (19 games)
3. Kenny Carr.....	13.3	1986 (4 games)
4. Maurice Lucas.....	12.5	1978 (6 games)
5. Rasheed Wallace.....	12.3	2002 (3 games)
6. Kevin Duckworth.....	11.0	1988 (4 games)
7. Brian Grant.....	10.8	1998 (4 games)
8. Maurice Lucas.....	10.7	1979 (3 games)
9. Mychal Thompson.....	10.3	1979 (3 games)
Kermit Washington.....	10.3	1980 (3 games)

Assists

1. Rod Strickland.....	12.3	1995 (3 games)
2. Terry Porter.....	10.0	1987 (4 games)
3. Rod Strickland.....	9.8	1994 (4 games)
4. Damon Stoudamire.....	9.5	1998 (4 games)
5. Rod Strickland.....	9.3	1993 (4 games)
6. Clyde Drexler.....	9.2	1985 (9 games)
7. Darnell Valentine.....	8.7	1983 (7 games)
8. Darnell Valentine.....	8.4	1984 (5 games)
Rod Strickland.....	8.4	1996 (5 games)
10. Kelvin Ransey.....	8.3	1981 (3 games)
Clyde Drexler.....	8.3	1989 (3 games)
Terry Porter.....	8.3	1989 (3 games)

Steals

1. Larry Steele.....	3.33	1979 (3 games)
Jerome Kersey.....	3.33	1989 (3 games)
3. Clyde Drexler.....	3.00	1988 (4 games)
Bonzi Wells.....	3.00	2003 (7 games)
5. Kermit Washington.....	2.67	1981 (3 games)
Scottie Pippen.....	2.67	2001 (3 games)
7. Clyde Drexler.....	2.56	1985 (9 games)
8. Clyde Drexler.....	2.52	1990 (21 games)
9. Terry Porter.....	2.50	1987 (4 games)
Terry Porter.....	2.50	1988 (4 games)

Blocks

1. Bill Walton.....	3.37	1977 (19 games)
2. Ron Brewer.....	3.00	1979 (3 games)
Mychal Thompson.....	3.00	1981 (3 games)
4. Sam Bowie.....	2.33	1985 (9 games)
Sam Bowie.....	2.33	1989 (3 games)
Arvydas Sabonis.....	2.33	2001 (3 games)
7. Caldwell Jones.....	2.00	1988 (4 games)
Joel Przybilla.....	2.00	2009 (6 games)
9. Clifford Robinson.....	1.75	1993 (4 games)
Kelvin Cato.....	1.75	1998 (4 games)

Field Goal Percentage (min. 10 FG made)

1. Jim Brewer.....	1.000 (10-10)....	1980 (3 games)
2. Buck Williams.....	.679 (19-28)....	1994 (4 games)
3. Arvydas Sabonis.....	.667 (24-36)....	2003 (6 games)
4. Mychal Thompson.....	.608 (31-51)....	1981 (3 games)
5. Audie Norris.....	.594 (19-32)....	1985 (8 games)
6. Bob Gross.....	.591 (110-186)...	1977 (19 games)
Dave Twardzik.....	.591 (55-93)....	1977 (14 games)
8. Rasheed Wallace...	.589 (33-56)....	1997 (4 games)
9. Jim Paxson.....	.586 (68-116)....	1983 (7 games)
10. Dale Davis.....	.583 (14-24)....	2003 (6 games)

Free Throw Percentage (min. 10 FT made)

1. Kiki Vandeweghe..	1.000 (32-32)....	1986 (4 games)
Dave Twardzik.....	1.000 (14-14)....	1978 (6 games)
Damon Stoudamire	1.000 (13-13)...	1998 (4 games)
Damon Stoudamire	1.000 (13-13)...	2001 (3 games)
5. Damon Stoudamire	.952 (20-21)....	2003 (7 games)
6. Kenny Anderson...	.950 (19-20)....	1997 (4 games)
7. Kiki Vandeweghe..	.939 (31-33)....	1985 (9 games)
8. Steve Smith.....	.938 (15-16)....	2001 (3 games)
9. Darnell Valentine...	.935 (29-31)....	1985 (9 games)
10. Dave Twardzik.....	.917 (11-12)....	1979 (3 games)

Three-Point Percentage (min. 5 3-PT made)

1. Rasheed Wallace....	.615 (8-13)...	2000 (16 games)
2. Dontonio Wingfield...	.600 (6-10)....	1996 (5 games)
3. Harvey Grant.....	.556 (5-9)....	1995 (3 games)
Arvydas Sabonis.....	.556 (5-9)....	1996 (5 games)
5. Steve Smith.....	.547 (29-53)...	2000 (16 games)
6. Scottie Pippen.....	.545 (6-11)....	2002 (3 games)
7. Walt Williams.....	.533 (8-15)....	1998 (4 games)
8. Rod Strickland.....	.500 (6-12)....	1996 (5 games)
9. Damon Stoudamire	.484 (15-31)....	2003 (7 games)
10. Terry Porter.....	.474 (37-78)...	1992 (21 games)

*Minimum three games

Bold indicates occurred in 2009 NBA Playoffs



Trail Blazers Top Playoff Series Averages

Points

1. Clyde Drexler.....	31.4	1992 (vs. Pho.)
2. Billy Ray Bates.....	28.3	1981 (vs. KC)
3. Kiki Vandeweghe.....	28.0	1986 (vs. Den.)
4. Clyde Drexler.....	27.7	1989 (vs. LAL)
5. Brandon Roy	26.7	2009 (vs. Hou.)
6. Clyde Drexler.....	26.4	1990 (vs. Det.)
7. Clyde Drexler.....	26.3	1992 (vs. LAL)
8. Terry Porter.....	26.0	1992 (vs. Utah)
9. Kiki Vandeweghe.....	25.8	1985 (vs. Dal.)
Terry Porter.....	25.8	1992 (vs. Pho.)

Rebounds

1. Bill Walton.....	19.0	1977 (vs. Phi.)
2. Kermit Washington.....	17.3	1981 (vs. KC)
3. Bill Walton.....	14.8	1977 (vs. LAL)
4. Kenny Carr.....	13.3	1986 (vs. Den.)
5. Bill Walton.....	13.0	1977 (vs. Den.)
Buck Williams.....	13.0	1990 (vs. Dal.)
7. Maurice Lucas.....	12.5	1978 (vs. Sea.)
8. Bill Walton.....	12.3	1977 (vs. Chi.)
Buck Williams.....	12.3	1992 (vs. LAL)
Rasheed Wallace.....	12.3	2002 (vs. LAL)

Assists

1. Rod Strickland.....	12.3	1995 (vs. Pho.)
2. Darnell Valentine.....	11.0	1983 (vs. LAL)
3. Terry Porter.....	10.0	1987 (vs. Hou.)
4. Rod Strickland.....	9.8	1994 (vs. Hou.)
5. Clyde Drexler.....	9.6	1991 (vs. Utah)
6. Damon Stoudamire.....	9.5	1998 (vs. LAL)
7. Clyde Drexler.....	9.3	1985 (vs. Dal.)
Rod Strickland.....	9.3	1993 (vs. SA)
9. Clyde Drexler.....	9.2	1985 (vs. LAL)
10. Damon Stoudamire.....	9.0	1999 (vs. Pho.)

Steals

1. Clyde Drexler.....	4.33	1990 (vs. Dal.)
2. Lionel Hollins.....	4.25	1977 (vs. LAL)
3. Larry Steele.....	3.33	1979 (vs. Pho.)
Jerome Kersey.....	3.33	1989 (vs. LAL)
5. Jerome Kersey.....	3.20	1992 (vs. Pho.)
6. Johnny Davis.....	3.00	1977 (vs. LAL)
Lionel Hollins.....	3.00	1977 (vs. Chi.)
Clyde Drexler.....	3.00	1985 (vs. LAL)
Clyde Drexler.....	3.00	1988 (vs. Utah)
Bonzi Wells.....	3.00	2003 (vs. Dal.)

Blocks

1. Bill Walton.....	4.33	1977 (vs. Chi.)
2. Maurice Lucas.....	3.67	1977 (vs. Chi.)
Bill Walton.....	3.67	1977 (vs. Phi.)
4. Bill Walton.....	3.33	1977 (vs. Den.)
5. Ron Brewer.....	3.00	1979 (vs. Pho.)
Mychal Thompson.....	3.00	1981 (vs. KC)
Sam Bowie.....	3.00	1985 (vs. Dal.)
8. Arvydas Sabonis.....	2.67	1999 (vs. Pho.)
9. Wayne Cooper.....	2.50	1990 (vs. SA)
10. Arvydas Sabonis.....	2.33	2001 (vs. LAL)
Sam Bowie.....	2.33	1989 (vs. LAL)

Field Goal Percentage (min. 10 FG made)

1. Jim Brewer.....	1.000 (10-10).....	1980 (vs. Sea.)
2. Dave Twardzik.....	.731 (19-26).....	1977 (vs. Chi.)
3. Brian Grant.....	.719 (23-32).....	1999 (vs. Pho.)
4. Clifford Robinson.....	.688 (22-32).....	1991 (vs. Sea.)
5. Buck Williams.....	.679 (19-28).....	1994 (vs. Hou.)
6. Bob Gross.....	.667 (46-69).....	1977 (vs. Phi.)
Arvydas Sabonis.....	.667 (24-36).....	2003 (vs. Dal.)
8. Buck Williams.....	.656 (21-32).....	1992 (vs. LAL)
9. Bob Gross.....	.647 (22-34).....	1977 (vs. Chi.)
10. Maurice Lucas.....	.625 (30-48).....	1977 (vs. Chi.)

Free Throw Percentage (min. 10 FT made)

1. Kiki Vandeweghe.....	1.000 (32-32).....	1986 (vs. Den.)
Dave Twardzik.....	1.000 (14-14).....	1978 (vs. Sea.)
Darnell Valentine.....	1.000 (14-14).....	1985 (vs. Dal.)
Kiki Vandeweghe.....	1.000 (14-14).....	1985 (vs. Dal.)
Damon Stoudamire.....	1.000 (13-13).....	1998 (vs. LAL)
Damon Stoudamire.....	1.000 (13-13).....	2001 (vs. LAL)
Steve Smith.....	1.000 (11-11).....	2000 (vs. Min.)
Arvydas Sabonis.....	1.000 (10-10).....	1999 (vs. Pho.)
Detlef Schrempf.....	1.000 (10-10).....	2000 (vs. Min.)
10. Damon Stoudamire.....	.952 (20-21).....	2003 (vs. Dal.)

Three-Point Percentage (min. 5 3-PT made)

1. Terry Porter.....	.643 (9-14).....	1992 (vs. LAL)
2. Rasheed Wallace.....	.636 (7-11).....	2000 (vs. LAL)
3. Danny Ainge.....	.600 (6-10).....	1992 (vs. LAL)
Dontonio Wingfield.....	.600 (6-10).....	1996 (vs. Utah)
Steve Smith.....	.600 (15-25).....	2000 (vs. LAL)
6. Harvey Grant.....	.556 (5-9).....	1995 (vs. Pho.)
Arvydas Sabonis.....	.556 (5-9).....	1996 (vs. Utah)
8. Scottie Pippen.....	.545 (6-11).....	2002 (vs. LAL)
9. Walt Williams.....	.533 (8-15).....	1998 (vs. LAL)
10. Terry Porter.....	.529 (18-34).....	1992 (vs. Utah)

**Minimum three games for first round series, four games for all other series*

Bold indicates occurred in 2009 NBA Playoffs



Top Trail Blazers Playoff Performances

Points

Bonzi Wells	45	at Dallas	4/23/03
Clyde Drexler	42	at L.A. Lakers	4/29/92
Brandon Roy	42	Houston	4/21/09
Terry Porter	41	at Utah	5/19/92
Mychal Thompson	40	at Kansas City	4/3/81
Clyde Drexler	39	Seattle	4/26/91
Terry Porter	38	San Antonio (2OT)	5/15/90
Clyde Drexler	37	at Phoenix	5/9/92
Kiki Vandeweghe	36	at Denver	4/20/86
Terry Porter	36	San Antonio (2OT)	5/19/90
Clyde Drexler	36	Utah	5/19/92
Lionel Hollins	35	at Seattle	4/26/78
Clyde Drexler	35	San Antonio (2OT)	5/15/90

Rebounds

Bill Walton	24	at Philadelphia	6/3/77
Bill Walton	23	Philadelphia	6/5/77
Bill Walton	20	at Philadelphia	5/22/77
Sam Bowie	20	at Dallas (2OT)	4/20/85
Bill Walton	18	Philadelphia	5/29/77
Kermit Washington	18	at Kansas City (OT)	4/3/81
Kenny Carr	18	Denver	4/24/86
Bill Walton	17	at Chicago	4/15/77
Bill Walton	17	at L.A. Lakers	5/8/77
Mychal Thompson	17	Phoenix	4/13/79
Kermit Washington	17	Kansas City (OT)	4/1/81
Kermit Washington	17	Kansas City	4/5/81

Assists

Darnell Valentine	15	at L.A. Lakers	4/26/83
Terry Porter	15	Houston	4/26/87
Clyde Drexler	15	Utah	5/9/91
Rod Strickland	15	Houston	5/3/94
Darnell Valentine	14	L.A. Lakers (OT)	4/29/83
Clyde Drexler	14	L.A. Lakers	5/3/85
Damon Stoudamire	14	L.A. Lakers	4/26/98
Darnell Valentine	13	at Phoenix	4/24/84
Darnell Valentine	13	at Dallas (2OT)	4/18/85
Clyde Drexler	13	Phoenix	5/7/92
Rod Strickland	13	at Phoenix	4/28/95
Damon Stoudamire	13	Phoenix	5/10/99

Field Goals Made

Bonzi Wells	16	at Dallas	4/23/03
Billy Ray Bates	16	Kansas City	4/4/81
Lionel Hollins	15	at Seattle	4/26/78
Mychal Thompson	15	at Kansas City (OT)	4/3/81
Clyde Drexler	15	at Phoenix	5/9/92
Brandon Roy	15	Houston	4/21/09
Maurice Lucas	14	Chicago	4/12/77
Kevin Duckworth	14	at Utah	5/6/88
Clyde Drexler	14	at L.A. Lakers	4/27/89
Jerome Kersey	14	at Phoenix	5/27/90
Clyde Drexler	14	Detroit	6/12/90
Clyde Drexler	14	Seattle	4/26/91
Clyde Drexler	14	at L.A. Lakers (OT)	4/29/92
Clyde Drexler	14	Phoenix	5/14/92

Bold indicates occurred in 2009 NBA playoffs

Field Goals Attempted

Clyde Drexler	30	at Phoenix	5/9/92
Lionel Hollins	28	at Seattle	4/26/78
Billy Ray Bates	28	Kansas City	4/5/81
Lionel Hollins	27	at L.A. Lakers	5/8/77
Clyde Drexler	27	at L.A. Lakers	4/27/89
Rasheed Wallace	27	at L.A. Lakers	4/25/02
Brandon Roy	27	Houston	4/21/09
Kelvin Ransley	26	at Kansas City (OT)	4/3/81
Rasheed Wallace	26	at L.A. Lakers	6/4/00

Free Throws Made

Arvydas Sabonis	16	at Utah	4/25/96
Darnell Valentine	15	at Phoenix	4/22/84
Terry Porter	15	Dallas	4/26/90
Terry Porter	15	at Detroit (OT)	6/7/90
Terry Porter	14	San Antonio (OT)	5/19/90
Isaiah Rider	14	Utah	5/27/99
Terry Porter	13	Utah	5/19/92
Brandon Roy	13	at Houston	4/26/09
Calvin Natt	12	Seattle	4/22/83
Kiki Vandeweghe	12	at Denver	4/18/86
Kiki Vandeweghe	12	at Denver	4/20/86
Clyde Drexler	12	Utah	4/28/88
Jerome Kersey	12	Utah	5/9/91
Clyde Drexler	12	at L.A. Lakers (OT)	4/29/92
Terry Porter	12	at L.A. Lakers	5/3/92
Terry Porter	12	Phoenix	5/5/92
Terry Porter	12	at Utah	5/24/92
Clyde Drexler	12	Chicago	6/7/92
Clyde Drexler	12	Chicago	6/12/92

Free Throws Attempted

Arvydas Sabonis	20	at Utah	4/25/96
Calvin Natt	17	Seattle	4/22/83
Darnell Valentine	16	at Phoenix	4/22/84
Steve Johnson	16	at Houston	4/28/87
Terry Porter	16	Dallas	4/26/90
Terry Porter	16	San Antonio (OT)	5/19/90

Steals

Lionel Hollins	8	at L.A. Lakers	5/8/77
Clyde Drexler	6	L.A. Lakers	5/6/85
Clyde Drexler	6	Utah	4/30/88
Jerome Kersey	6	San Antonio (OT)	5/19/90
Clyde Drexler	6	Phoenix	5/23/90
Scottie Pippen	6	at L.A. Lakers	5/30/00

Blocked Shots

Bill Walton	8	Philadelphia	6/5/77
Bill Walton	6	at Chicago	4/15/77
Clifford Robinson	6	San Antonio	5/1/93
Maurice Lucas	5	at Chicago	4/15/77
Bill Walton	5	Denver	4/26/77
Bill Walton	5	Denver	5/2/77
Ron Brewer	5	at Phoenix	4/15/79
Mychal Thompson	5	at Kansas City (OT)	4/3/81
Sam Bowie	5	at Dallas (2OT)	4/18/85
Sam Bowie	5	at Dallas (OT)	4/20/85
Clifford Robinson	5	San Antonio	5/12/90
LaMarcus Aldridge	5	at Houston	4/24/09
Joel Przybilla	5	at Houston	4/30/09



Two-Team Playoff Highs

Points

Game.....	304	at Phoenix (2OT)	5/11/92
	259	at L.A. Lakers	5/7/85
	259	at Denver.....	4/18/86
One half.....	141	Utah	5/9/91
1st quarter.....	71	Phoenix.....	4/20/84
	71	at L.A. Lakers	4/30/85
	71	at Phoenix.....	5/11/92
2nd quarter.....	73	Dallas.....	4/25/03
3rd quarter.....	73	at Kansas City.....	5/3/81
	73	Phoenix.....	5/23/90
4th quarter.....	76	at L.A. Lakers	5/7/85
	76	Utah	5/9/91
One OT period....	36	at L.A. Lakers	4/29/92

Field Goals Made

Game.....	111	at Dallas (2OT).....	4/18/85
	100	at Denver.....	4/18/86
One half.....	53	at Dallas.....	4/20/85

Field Goals Attempted

Game.....	214	at Dallas (2OT).....	4/18/85
	211	at L.A. Lakers	4/27/85
One half.....	106	at L.A. Lakers	4/27/85

Three-Point Field Goals Made

Game.....	19	at Dallas.....	4/23/03
	19	Dallas.....	4/25/03
One half.....	11	at Dallas.....	4/23/03

Three-Point Field Goals Attempted

Game.....	46	Dallas.....	4/25/03
One half.....	27	Dallas.....	4/25/03

Free Throws Made

Game.....	81	at Phoenix (2OT)	5/11/92
	77	at Utah	5/24/92
One half.....	56	Utah	5/9/91

Free Throws Attempted

Game.....	104	at Phoenix (2OT)	5/11/92
	94	at Utah	5/24/92
One half.....	65	Utah	5/9/91

Rebounds

Offensive.....	41	at L.A. Lakers	4/30/89
Defensive.....	92	at Denver (OT)	5/11/77
	84	at Philadelphia	6/3/77
Game.....	116	at Denver (OT)	5/1/77
	115	at L.A. Lakers	4/27/85
One Half.....	64	at Philadelphia	6/3/77
	64	at L.A. Lakers	4/27/85

Assists

Game.....	70	at Phoenix (2OT)	5/11/92
	70	at Denver.....	4/22/77
One half.....	40	at Phoenix	5/25/90

Personal Fouls

Game.....	75	at Phoenix (2OT).....	5/11/92
	74	Philadelphia	5/31/77
One half.....	39	at Denver.....	4/20/86
	39	Utah	5/9/91

Steals

Game.....	29	Chicago.....	4/12/77
One half.....	19	L.A. Lakers	5/10/77

Blocked Shots

Game.....	21	at Chicago.....	4/15/77
One half.....	15	at Chicago.....	4/15/77

Turnovers

Game.....	55	Chicago.....	4/17/77
One half.....	33	Chicago.....	4/12/77

Disqualifications

Game.....	6	San Antonio (2OT)	5/15/90
	6	at Phoenix (2OT)	5/11/92
	4	Chicago.....	4/17/77
	4	at Philadelphia	5/22/77
	4	at Denver.....	4/20/86
	4	Phoenix.....	5/2/95

BUCKING THE TURNOVER --- Forward Buck Williams' 49 minutes without a turnover in Portland's 138-132 double overtime victory over the San Antonio Spurs on May 15, 1990, are the third-most minutes logged without a miscue in NBA Playoff history. The win gave the Trail Blazers a 3-2 lead in the Western Conference Semifinals series they ultimately won in seven games.



Opponents Individual Playoff Highs

Points

Game.....	47	Charles Barkley	Phoenix	5/2/95
One Half ..	35	Michael Jordan	at Chicago	6/3/92
OT period..	9	Dan Issel	at Denver	5/1/77
	9	Kareem Abdul-Jabbar	at L.A. Lakers	5/8/77
	9	Rolando Blackman	at Dallas (2OT)	4/20/85
	9	Bill Laimbeer	at Detroit	6/7/90
	9	Kevin Johnson	at Phoenix	5/11/92

Field Goals Made

Game.....	19	Rolando Blackman	at Dallas (2OT)	4/18/85
	17	Kareem Abdul-Jabbar	at L.A. Lakers	5/8/77
	17	Julius Erving	Philadelphia	6/5/77
	17	Norm Nixon	at L.A. Lakers	5/3/83
	17	Karl Malone	at Utah	5/6/88
	17	Shaquille O'Neal	at L.A. Lakers	4/25/97
One Half ..	14	Michael Jordan	at Chicago	6/3/92

Field Goals Attempted

Game.....	33	Rolando Blackman	at Dallas (2OT)	4/18/85
	30	Karl Malone	Utah	5/26/92
	30	Hakeem Olajuwon	at Houston	5/1/94
	30	Karl Malone	Utah	4/29/96
One Half ..	21	Michael Jordan	at Chicago	6/3/92

Three-Point Field Goals Made

Game.....	7	Dan Majerle	at Phoenix	4/28/95
One Half ...	6	Michael Jordan	at Chicago	6/3/92

Three-Point Field Goals Attempted

Game.....	11	Jaren Jackson	San Antonio	6/4/99
One Half ...	9	Michael Jordan	at Chicago	6/3/92

Free Throws Made

Game.....	20	Karl Malone	Utah	5/9/91
One Half ..	19	Karl Malone	Utah	5/9/91

Free Throws Attempted

Game.....	27	Shaquille O'Neal	at L.A. Lakers	5/20/00
One Half ..	27	Shaquille O'Neal	at L.A. Lakers	5/20/00
One Qtr ..	25	Shaquille O'Neal	at L.A. Lakers	5/20/00

Free Throw Percentage

Game..	1.000	Kevin Johnson	(16/16)	Phoenix	5/7/92
--------	-------	---------------	-------	---------	-------	---------	-------	--------

Rebounds

Offensive.....	10	Marvin Webster	at Seattle	4/23/78
Defensive.....	17	Karl Malone	at Utah	5/11/91
Game.....	23	Marvin Webster	at Seattle	4/23/78
One Half ..	15	Marvin Webster	at Seattle	4/23/78

Assists

Game.....	23	Magic Johnson	L.A. Lakers	5/3/85
	23	John Stockton	at Utah	4/25/96
One Half ..	15	Magic Johnson	L.A. Lakers	5/3/85

Steals

Game.....	7	Bobby Jones	Denver	4/24/77
	7	Magic Johnson	at L.A. Lakers	4/24/83
	7	T.R. Dunn	at Denver	4/20/86
One Half ...	5	Bobby Jones	Denver	4/24/77
	5	Magic Johnson	at L.A. Lakers	4/24/83
	5	Magic Johnson	at L.A. Lakers	4/30/89

Turnovers

Game.....	9	Michael Cooper	L.A. Lakers	5/5/85
One Half ...	7	Michael Cooper	L.A. Lakers	5/5/85

Blocked Shots

Game.....	8	Kareem Abdul-Jabbar	L.A. Lakers	5/10/77
	8	Kareem Abdul-Jabbar	L.A. Lakers	5/1/83
	8	Hakeem Olajuwon	at Houston	4/28/87
	8	David Robinson	at San Antonio	5/10/90
One Half..	7	Hakeem Olajuwon	at Houston	4/28/87

COMEBACK KINGS --- The 1977 Portland Trail Blazers became the second team in NBA Finals history to rally from an 0-2 start and win the championship, joining the 1969 Boston Celtics, who fell behind the Lakers, 0-2, before recovering to win the series in seven games. Coach Jack Ramsay's Trail Blazers, despite losing the opening two games in Philadelphia (including an 18-point setback in Game 2), swept the next four contests to win the NBA title. Since then, the only team in NBA Finals history to accomplish the feat was the 2006 Miami Heat, who fell behind Dallas, 0-2, before recovering to capture the championship in six games.



Opponents Team Playoff Highs

Points

Game.....	151	at Phoenix (2OT)	5/11/92
	139	at L.A. Lakers	5/7/85
One half.....	75	Utah	5/9/91
1st quarter.....	40	at Phoenix.....	5/25/90
2nd quarter.....	41	at Houston.....	4/30/87
3rd quarter.....	40	at Dallas.....	4/18/85
4th quarter.....	45	Utah.....	5/9/91
One OT period.....	19	at L.A. Lakers	4/29/92

Field Goals Made

Game.....	54	at Dallas (2OT).....	4/18/85
	53	Houston.....	4/24/87
One half.....	32	at L.A. Lakers	4/27/85

Field Goals Attempted

Game.....	115	at Phoenix (2OT)	5/11/92
	107	at L.A. Lakers	4/27/85
One half.....	54	Seattle.....	4/22/83
	54	at L.A. Lakers	4/27/85

Field Goal Percentage

Game.....	610	at Phoenix (50 of 82).....	4/25/90
-----------	-----	----------------------------	---------

Three-Point Field Goals Made

Game.....	13	Dallas.....	4/25/03
One half.....	10	L.A. Lakers	6/2/00

Three-Point Field Goals Attempted

Game.....	29	Dallas.....	4/25/03
One half.....	16	Dallas.....	4/25/03

Free Throws Made

Game.....	48	Dallas.....	4/25/85
	48	at Utah	5/24/92
One half.....	35	Utah.....	5/9/91

Free Throws Attempted

Game.....	55	Dallas.....	4/25/85
	55	at Utah	5/24/92
One half.....	38	Utah	5/9/91

Free Throw Percentage

Game.....	.958	Utah (23 of 24)	5/14/91
-----------	------	-----------------------	---------

Rebounds

Offensive.....	30	at Seattle.....	4/23/78
Defensive.....	49	at Denver (OT)	5/1/77
	46	at Philadelphia	5/26/77
Game.....	71	at Seattle.....	4/23/78
One half.....	38	at Seattle.....	4/23/78

Assists

Game.....	38	at Phoenix.....	5/25/90
One half.....	25	at L.A. Lakers	5/27/85

Personal Fouls

Game.....	38	at Phoenix (2OT)	5/11/92
	37	San Antonio	5/1/93
One half.....	22	at Philadelphia	6/3/77

Steals

Game.....	16	at Philadelphia	5/22/77
One half.....	10	at Philadelphia	5/22/77

Blocked Shots

Game.....	14	at L.A. Lakers.....	4/24/98
One half.....	8	at L.A. Lakers	4/24/98

Turnovers

Game.....	36	Chicago.....	4/17/77
One half.....	19	Chicago.....	4/12/77
	19	Chicago.....	4/17/77

Disqualifications

Game.....	4	San Antonio (2OT)	5/15/90
	4	at Phoenix (2OT)	5/11/92
	2	Phoenix	5/20/84
	2	at Denver.....	5/20/86
	2	Detroit	6/12/90
	2	Phoenix.....	5/5/92

Highest Scores

151	151-153	at Phoenix (2OT).....	5/11/92
139.....	139-131	Dallas (OT).....	4/18/85
139.....	139-120	at L.A. Lakers	5/7/85
134.....	134-118	at L.A. Lakers	4/30/85
133.....	133-126	at Denver.....	4/18/86
132.....	132-138	San Antonio (OT)	5/15/90
130.....	130-126	L.A. Lakers	5/3/85
129.....	129-102	at Phoenix	4/28/95
128.....	128-108	at L.A. Lakers	4/27/89

SHAQ AT THE LINE --- The L.A. Lakers' Shaquille O'Neal went to the free throw line 59 times in the 1997 First Round against Portland, setting an NBA four-game playoff series record. He converted 38 of his attempts, 64.4%. In the 2000 Western Conference Finals against the Trail Blazers, he came up one attempt shy of matching Charles Barkley's seven-game series record of 100 attempts, making 51 of 99.



Opponents Team Playoff Lows

Points

Game.....	75	Utah	5/23/99
	75	Utah	5/7/00
One half	27	Dallas	4/27/03
1st quarter	11	at Utah	5/20/99
	11	Utah	5/23/99
2nd quarter	12	Houston.....	4/26/87
3rd quarter	8	at L.A. Lakers	5/22/00
4th quarter	13	Minnesota	4/23/00
	13	at Minnesota	5/2/00
	13	at Utah	5/14/00
One OT period.....	6	Seattle.....	4/4/80
	6	San Antonio	5/15/90

Field Goals Made

Game.....	26	Utah	5/27/99
-----------	----	------------	---------

Field Goals Attempted

Game.....	62	at L.A. Lakers	4/27/97
-----------	----	----------------------	---------

Field Goal Percentage

Game.....	.340	at Seattle (36 of 106)	4/23/78
-----------	------	------------------------------	---------

Free Throws Made

Game.....	4	Kansas City.....	4/1/81
-----------	---	------------------	--------

Free Throws Attempted

Game.....	8	Kansas City.....	4/1/81
-----------	---	------------------	--------

Free Throw Percentage

Game.....	.481	L.A. Lakers (13 of 27).....	6/2/00
-----------	------	-----------------------------	--------

Bold indicates occurred in 2009 NBA playoffs

Rebounds

Offensive.....	3	Houston	4/28/09
Defensive.....	15	Dallas	5/2/03
Total.....	24	L.A. Lakers	4/23/92

Assists

Game.....	12	at Seattle	4/23/78
	12	Houston	4/21/09

Personal Fouls

Game.....	13	at Houston	4/30/09
-----------	-----------	-------------------------	----------------

Steals

Game.....	1	at Seattle.....	4/26/78
	1	at Phoenix	5/27/90
	1	Houston	4/21/09

Blocked Shots

Game.....	0	at Philadelphia	5/22/77
	0	at Dallas	4/23/03

Turnovers

Game	6	Dallas	4/25/03
------------	---	--------------	---------

Lowest Scores

75.....	75-81	Utah.....	5/23/99
75.....	75-94	Utah.....	5/7/00
76	76-102	at L.A. Lakers	5/3/92
77.....	77-85	at Minnesota.....	5/2/00
77.....	77-106	at L.A. Lakers.....	5/22/00
77.....	77-88	Houston.....	4/28/09
79	79-101	L.A. Lakers	4/25/92
79.....	79-81	Utah.....	5/16/00
79.....	79-98	Dallas	4/27/03
80.....	80-92	Utah.....	5/27/99
80.....	80-76	at San Antonio.....	5/29/99

21 IN A ROW --- The Trail Blazers' run of 21 consecutive playoff appearances came to an end in 2003-04. The Trail Blazers battled down to the final week of the season before missing the cut for the first time since 1982. Their string of 21 straight is the second longest in NBA history and just one short of the league record of 22 set by the Syracuse/Philadelphia franchise from 1950 to 1971. The longest current streak is now 12, owned by the Los Angeles Lakers. The Trail Blazers have missed the playoffs only 12 times in their 39 years in the league, with six of those misses coming in the franchise's first six seasons.



Opponents Top Playoff Performances

Points

Charles Barkley	47	Phoenix	5/2/95
Michael Jordan	46	Chicago	6/12/92
Hakeem Olajuwon	46	at Houston	5/1/94
Shaquille O'Neal	46	at L.A. Lakers	4/25/97
Dirk Nowitzki	46	at Dallas	4/19/03
Rolando Blackman	42	at Dallas (2OT)	4/18/85
Rolando Blackman	41	at Dallas (OT)	4/20/85
Shaquille O'Neal	41	at L.A. Lakers	5/20/00
David Thompson	40	Denver	4/24/77
Kareem Abdul-Jabbar	40	at L.A. Lakers	5/8/77
Julius Erving	40	Philadelphia	6/5/77
Calvin Natt	40	at Denver	4/18/86
Karl Malone	40	Utah	5/9/91
Dirk Nowitzki	40	Dallas	4/25/03

Rebounds

Marvin Webster	23	at Seattle	4/24/78
Karl Malone	21	at Utah	5/11/91
Shaquille O'Neal	21	at L.A. Lakers	5/30/00
Kareem Abdul-Jabbar	20	L.A. Lakers	5/10/77
Shaquille O'Neal	20	L.A. Lakers	4/22/01
Sam Perkins	19	at Dallas (OT)	4/20/85
Karl Malone	19	at Utah	5/28/92
Dan Issel	18	at Denver (OT)	5/1/77
Danny Vranes	18	Seattle	4/22/83
Kareem Abdul-Jabbar	17	at L.A. Lakers	5/8/77
Kareem Abdul-Jabbar	17	L.A. Lakers	5/5/85
Roy Tarpley	17	Dallas	4/28/90
Bill Laimbeer	17	Detroit	6/14/90
David Robinson	17	at S. A. (OT)	5/7/93
Karl Malone	17	at Utah	5/20/99

Assists

Magic Johnson	23	L.A. Lakers	5/3/85
John Stockton	23	at Utah	4/25/96
Magic Johnson	21	L.A. Lakers	5/18/91
Magic Johnson	19	at L.A. Lakers	5/7/85
Magic Johnson	19	at L.A. Lakers	5/24/91
Magic Johnson	18	at L.A. Lakers	4/24/83
Magic Johnson	18	at L.A. Lakers	4/30/85
Rod Strickland	17	at San Antonio	5/19/90
Kevin Johnson	17	at Phoenix	5/27/90
John Stockton	16	at Utah	5/4/88
Magic Johnson	16	at L.A. Lakers	4/27/89
John Stockton	16	Utah	5/7/91
Kevin Johnson	16	at Phoenix	5/9/92

Field Goals Made

Rolando Blackman	19	at Dallas (2OT)	4/18/85
Kareem Abdul-Jabbar	17	at L.A. Lakers	5/8/77
Julius Erving	17	Philadelphia	6/5/77
Norm Nixon	17	at L.A. Lakers	5/3/83
Karl Malone	17	at Utah	5/6/88
Shaquille O'Neal	17	at L.A. Lakers	4/25/97

Field Goals Attempted

Rolando Blackman	33	at Dallas (2OT)	4/18/85
Michael Jordan	32	at Chicago (OT)	6/5/92
Karl Malone	30	Utah	5/26/92
Hakeem Olajuwon	30	at Houston	5/1/94
Karl Malone	30	Utah	4/29/96
David Thompson	29	Denver	4/24/77
Julius Erving	29	Philadelphia	6/5/77
Karl Malone	29	at Utah	5/6/88
Karl Malone	29	at Utah	5/11/91

Free Throws Made

Karl Malone	20	Utah	5/9/91
Karl Malone	17	at Utah	5/4/88
Magic Johnson	16	at L.A. Lakers	5/7/85
John Stockton	16	Utah	4/30/88
Michael Jordan	16	Chicago	6/12/92
Magic Johnson	15	L.A. Lakers	5/5/85

Free Throws Attempted

Shaquille O'Neal	27	at L.A. Lakers	5/20/00
Karl Malone	22	at Utah	5/4/88
Karl Malone	22	Utah	5/9/91
John Stockton	19	Utah	4/30/88
Michael Jordan	19	Chicago	6/12/92
Shaquille O'Neal	18	at L.A. Lakers	4/25/97
Magic Johnson	17	at L.A. Lakers	5/7/85
Magic Johnson	16	L.A. Lakers	5/5/85
Hakeem Olajuwon	16	at Houston	4/28/87
Karl Malone	16	Utah	4/30/88
Shaquille O'Neal	16	L.A. Lakers	4/30/97
Shaquille O'Neal	16	L.A. Lakers	4/28/02

Steals

Bobby Jones	7	Denver	4/24/77
Magic Johnson	7	at L.A. Lakers	4/24/83
T.R. Dunn	7	at Denver	4/20/86
David Thompson	6	at Denver (OT)	5/1/77
Steve Mix	6	at Philadelphia	5/22/77
Dennis Johnson	6	at Seattle	4/6/80
Kyle Macy	6	Phoenix	4/26/84
Kareem Abdul-Jabbar	6	L.A. Lakers	5/5/85
Karl Malone	6	Utah	5/1/96

Blocked Shots

Kareem Abdul-Jabbar	8	L.A. Lakers	5/10/77
Kareem Abdul-Jabbar	8	L.A. Lakers	5/1/83
Hakeem Olajuwon	8	at Houston	4/28/87
David Robinson	8	at San Antonio	5/10/90
David Robinson	7	at S. A. (OT)	5/7/93
David Robinson	7	San Antonio	6/4/99
Kareem Abdul-Jabbar	6	at L.A. Lakers	4/24/83
Mark Eaton	6	Utah	4/30/88
David Robinson	6	at San Antonio	5/17/90
Benoit Benjamin	6	at Seattle	5/2/91
Hakeem Olajuwon	6	at Houston	4/29/94
Hakeem Olajuwon	6	at Houston	5/1/94
Eddie Jones	6	at L.A. Lakers	5/24/98



Trail Blazers Career Playoff Leaders

Games Played

1. Drexler	94
2. Kersey	91
3. Porter	84
4. C. Robinson	78
5. B. Williams	74
6. Duckworth.....	67
7. Sabonis.....	51
8. Wallace.....	50
9. Bryant	49
10. Stoudamire	46

Minutes Played

1. Drexler	3,626
2. Porter.....	3,020
3. Kersey	2,794
4. B. Williams	2,586
5. C. Robinson	2,008
6. Duckworth.....	1,956
7. Wallace.....	1,891
8. Sabonis.....	1,467
9. Stoudamire	1,460
10. Lucas	1,131

Points

1. Drexler	2,015
2. Porter	1,527
3. Kersey	1,392
4. Wallace	864
5. C. Robinson	806
6. Duckworth	785
7. B. Williams	774
8. Sabonis.....	617
9. Lucas	549
10. M. Thompson	509

Assists

1. Drexler	640
2. Porter	527
3. Stoudamire	229
4. Kersey	205
5. Valentine	161
6. Strickland	157
7. C. Robinson	128
8. Hollins	123
9. Lucas	117
10. Walton.....	108

Bold indicates current Trail Blazers player

FGs Made

1. Drexler	746
2. Kersey	535
3. Porter	513
4. Wallace.....	332
5. Duckworth.....	323
6. C. Robinson	307
7. B. Williams	280
8. Lucas	228
9. Sabonis.....	222
10. M. Thompson	201

FGs Attempted

1. Drexler	1,659
2. Kersey	1,120
3. Porter	1,060
4. C. Robinson	749
5. Duckworth.....	723
6. Wallace.....	691
7. B. Williams	548
8. Sabonis.....	491
9. Lucas	478
10. Hollins.....	436

3-Pt. FGs Made

1. Porter	113
2. Drexler	59
3. Stoudamire	48
4. Wallace	40
5. Ainge	33
S. Smith	33
Pippen	33
8. W. Williams	21
9. Anthony	19
10. Rider	18

3-Pt. FGs Attempted

1. Porter	263
2. Drexler	228
3. Stoudamire	122
4. Pippen	107
5. Wallace	95
6. Ainge	88
7. C. Robinson	79
8. Anthony	65
9. S. Smith	64
10. Rider	53

FTs Made

1. Drexler	464
2. Porter	388
3. Kersey	321
4. Williams	213
5. C. Robinson	175
6. Wallace	160
7. Sabonis.....	158
8. Duckworth.....	139
9. M. Thompson	107
10. Paxson.....	103

FTs Attempted

1. Drexler	586
2. Porter	466
3. Kersey	446
4. B. Williams	306
5. C. Robinson	297
6. Wallace	227
7. Duckworth.....	198
8. Sabonis.....	197
9. M. Thompson	163
10. Lucas	131

Total Rebounds

1. Drexler	670
2. Williams	623
3. Kersey	595
4. Duckworth.....	393
5. Sabonis.....	354
6. C. Robinson	344
7. Lucas	320
8. Walton.....	310
9. Wallace.....	306
10. Porter	290

Offensive RBs

1. Drexler	265
2. Kersey	240
3. Williams	228
4. Duckworth.....	143
5. C. Robinson	125
6. B. Grant	89
7. Wallace	88
8. M. Thompson	75
9. Sabonis.....	72
10. Lucas	65
Carr.....	65

Defensive RBs

1. Drexler	405
2. Williams	395
3. Kersey	355
4. Sabonis.....	306
5. Duckworth.....	250
6. Walton.....	249
7. Lucas	247
8. Porter	230
9. C. Robinson	219
10. Wallace.....	218

Steals

1. Drexler	190
2. Kersey	141
3. Porter	106
4. C. Robinson	68
5. Williams	60
6. Hollins.....	57
7. Sabonis.....	48
8. Wallace.....	46
9. Pippen	44
10. Lucas.....	36

Blocked Shots

1. C. Robinson	84
2. Drexler	79
3. Walton.....	67
4. Kersey	62
5. Sabonis.....	48
6. Wallace	45
7. Cooper.....	41
8. M. Thompson	40
9. B. Williams	38
10. Duckworth.....	34

Personal Fouls

1. Kersey	337
2. Drexler	329
3. C. Robinson	277
4. Williams	257
5. Duckworth.....	246
6. Porter	196
7. Wallace	182
8. Sabonis.....	175
9. Lucas	131
10. Carr.....	106



Trail Blazers in the Playoffs

Date	Opponent	Score	Series	Overall	Home	Road	Scoring Leader	Rebounding Leader
1977								
FIRST ROUND (Trail Blazers win, 2-1)								
1. 4/12	Chicago	96-83	W 1-0	1-0	1-0		29 Lucas	9 Walton
2. 4/15	@ Chicago	104-107	L 1-1	1-1		0-1	24 Walton	13 Walton
3. 4/17	Chicago	106-98	W 2-1	2-1	2-0		26 Gross	11 Walton
CONFERENCE SEMIFINALS (Trail Blazers win, 4-2)								
4. 4/20	@ Denver	101-100	W 1-0	3-1		1-1	23 Lucas	13 Lucas
5. 4/22	@ Denver	110-121	L 1-1	3-2		1-2	29 Lucas	16 Walton
6. 4/24	Denver	110-106	W 2-1	4-2	3-0		27 Lucas	13 Walton
7. 4/26	Denver	105-96	W 3-1	5-2	4-0		25 Gross	11 Walton
8. 5/1	@ Denver	105-114 (ot)	L 3-2	5-3		1-3	19 Hollins	14 Walton, Gross
9. 5/2	Denver	108-92	W 4-2	6-3	5-0		25 Davis	12 Walton
CONFERENCE FINALS (Trail Blazers win, 4-0)								
10. 5/6	@ Los Angeles	121-109	W 1-0	7-3		2-3	28 Lucas	15 Lucas
11. 5/8	@ Los Angeles	99-97	W 2-0	8-3		3-3	31 Hollins	17 Walton
12. 5/10	Los Angeles	102-97	W 3-0	9-3	6-0		22 Lucas, Walton	15 Walton
13. 5/13	Los Angeles	105-101	W 4-0	10-3	7-0		26 Lucas	14 Walton
NBA FINALS (Trail Blazers win, 4-2)								
14. 5/22	@ Philadelphia	101-107	L 0-1	10-4		3-4	28 Walton	20 Walton
15. 5/26	@ Philadelphia	89-107	L 0-2	10-5		3-5	17 Walton	16 Walton
16. 5/29	Philadelphia	129-107	W 1-2	11-5	8-0		27 Lucas	18 Walton
17. 5/31	Philadelphia	130-98	W 2-2	12-5	9-0		25 Hollins	13 Walton
18. 6/3	@ Philadelphia	110-104	W 3-2	13-5		4-5	25 Gross	24 Walton
19. 6/5	Philadelphia	109-107	W 4-2	14-5	10-0		24 Gross	23 Walton
1978								
CONFERENCE SEMIFINALS (Sonic win, 4-2)								
1. 4/18	Seattle	95-104	L 0-1	0-1	0-1		20 Davis	16 Walton
2. 4/21	Seattle	96-93	W 1-1	1-1	1-1		19 Lucas	14 Lucas
3. 4/23	@ Seattle	84-99	L 1-2	1-2		0-1	24 Owens	9 Owens
4. 4/26	@ Seattle	98-100	L 1-3	1-3		0-2	35 Hollins	8 Owens
5. 4/30	Seattle	113-89	W 2-3	2-3	2-1		31 Owens	13 Lucas
6. 5/1	@ Seattle	94-105	L 2-4	2-4		0-3	23 Davis	12 Lucas
1979								
FIRST ROUND (Suns win, 2-1)								
1. 4/10	@ Phoenix	103-107	L 0-1	0-1		0-1	26 R.Brewer	10 Lucas,M.Thom.
2. 4/13	Phoenix	96-92	W 1-1	1-1	1-0		21 R.Brewer	17 M.Thompson
3. 4/15	@ Phoenix	91-101	L 1-2	1-2		0-2	16 Lucas,M.Thom.,Steele	16 Lucas
1980								
FIRST ROUND (Sonics win, 2-1)								
1. 4/2	@ Seattle	110-120	L 0-1	0-1		0-1	29 Bates	12 Washington
2. 4/4	Seattle	105-95 (ot)	W 1-1	1-1	1-0		27 R.Brewer,Natt	12 J.Brewer
3. 4/6	@ Seattle	86-103	L 1-2	1-2		0-2	26 Bates	16 Owens
1981								
FIRST ROUND (Kings win, 2-1)								
1. 4/1	Kansas City	97-98 (ot)	L 0-1	0-1	0-1		25 Bates	17 Washington
2. 4/3	@ Kansas City	124-119 (ot)	W 1-1	1-1		1-0	40 M.Thompson	18 Washington
3. 4/5	Kansas City	95-104	L 1-2	1-2	0-2		34 Bates	17 Washington
1983								
FIRST ROUND (Trail Blazers win, 2-0)								
1. 4/20	@ Seattle	108-97	W 1-0	1-0		1-0	25 Paxson,M.Thompson	11 Natt
2. 4/22	Seattle	105-96	W 2-0	2-0	1-0		26 Paxson	12 M.Thompson
CONFERENCE SEMIFINALS (Lakers win, 4-1)								
3. 4/24	@ L.A. Lakers	97-118	L 0-1	2-1		1-1	22 M.Thompson	9 M.Thompson,Natt
4. 4/26	@ L.A. Lakers	106-112	L 0-2	2-2		1-2	26 Natt	7 Cooper
5. 4/29	L.A. Lakers	109-115 (ot)	L 0-3	2-3	1-1		22 Natt, Paxson	10 Cooper,Natt,Carr
6. 5/1	L.A. Lakers	108-95	W 1-3	3-3	2-1		20 Paxson	10 Natt
7. 5/3	@ L.A. Lakers	108-116	L 1-4	3-4		1-3	32 Paxson	11 Natt
1984								
FIRST ROUND (Suns win, 3-2)								
1. 4/18	Phoenix	106-113	L 0-1	0-1	0-1		24 Carr	9 Natt
2. 4/20	Phoenix	122-116	W 1-1	1-1	1-1		27 Paxson	13 M.Thompson
3. 4/22	@ Phoenix	103-106	L 1-2	1-2		0-1	29 Valentine	8 M.Thompson,Carr
4. 4/24	@ Phoenix	113-110	W 2-2	2-2		1-1	30 Natt	8 Natt
5. 4/26	Phoenix	105-117	L 2-3	2-3	1-2		24 Paxson	10 Natt,Drexler
1985								
FIRST ROUND (Trail Blazers win, 3-1)								
1. 4/18	@ Dallas	131-139 (ot)	L 0-1	0-1	0-1		25 Vandeweghe	14 M.Thomp.,Bowie
2. 4/20	@ Dallas	124-121 (ot)	W 1-1	1-1	1-1		27 Vandeweghe	20 Bowie
3. 4/23	Dallas	122-109	W 2-1	2-1	1-0		24 Vandeweghe	11 Bowie
4. 4/25	Dallas	115-113	W 3-1	3-1	2-0		27 Vandeweghe	10 Carr

(1985 continued on next page)



Trail Blazers in the Playoffs

Date Opponent Score Series Overall Home Road Scoring Leader Rebounding Leader

(1985 continued from previous page)

CONFERENCE SEMIFINALS (Lakers win, 4-1)

5.	4/27	@ L.A. Lakers	101-125	L 0-1	3-2		1-2	26 Colter	10 Carr
6.	4/30	@ L.A. Lakers	118-134	L 0-2	3-3		1-3	23 Vandeweghe	12 Carr
7.	5/3	L.A. Lakers	126-130	L 0-3	3-4	2-1		27 Vandeweghe	11 Drexler
8.	5/5	L.A. Lakers	115-107	W 1-3	4-4	3-1		17 Vandew.,M.Thomp.	10 M.Thompson
9.	5/7	@ L.A. Lakers	120-139	L 1-4	4-5		1-4	18 Kersey	11 Carr

1986

FIRST ROUND (Nuggets win, 3-1)

1.	4/18	@ Denver	126-133	L 0-1	0-1		0-1	28 Vandeweghe	9 Carr
2.	4/20	@ Denver	108-106	W 1-1	1-1		1-1	36 Vandeweghe	11 Carr
3.	4/22	Denver	104-115	L 1-2	1-2	0-1		24 Vandeweghe	15 Carr
4.	4/24	Denver	112-116	L 1-3	1-3	0-2		24 Vandeweghe	18 Carr

1987

FIRST ROUND (Rockets win, 3-1)

1.	4/24	Houston	115-125	L 0-1	0-1	0-1		30 Vandeweghe	13 Drexler
2.	4/26	Houston	111-98	W 1-1	1-1	1-1		32 Drexler	8 S.Johnson,Porter
3.	4/28	@ Houston	108-117	L 1-2	1-2		0-1	26 Drexler	10 S.John.,Ca.Jones
4.	4/30	@ Houston	101-113	L 1-3	1-3		0-2	27 Vandeweghe	12 S.Johnson

1988

FIRST ROUND (Jazz win, 3-1)

1.	4/28	Utah	108-96	W 1-0	1-0	1-0		26 Drexler,Kersey	13 Drexler
2.	4/30	Utah	105-114	L 1-1	1-1	1-1		25 Drexler	14 Lucas
3.	5/4	@ Utah	108-113	L 1-2	1-2		0-1	23 Kersey	16 Duckworth
4.	5/6	@ Utah	96-111	L 1-3	1-3		0-2	33 Duckworth	10 Duck.,Kersey

1989

FIRST ROUND (Lakers win, 3-0)

1.	4/27	@ L.A. Lakers	108-128	L 0-1	0-1		0-1	30 Drexler	8 Kersey,Porter
2.	4/30	@ L.A. Lakers	105-113	L 0-2	0-2		0-2	28 Drexler	11 Kersey,Bowie
3.	5/3	L.A. Lakers	108-116	L 0-3	0-3	0-1		29 Porter	8 Drexler

1990

FIRST ROUND (Trail Blazers win, 3-0)

1.	4/26	Dallas	109-102	W 1-0	1-0	1-0		28 Porter	16 B.Williams
2.	4/28	Dallas	114-107	W 2-0	2-0	2-0		18 Duckworth	13 B.Williams
3.	5/1	@ Dallas	106-92	W 3-0	3-0		1-0	29 Kersey	10 B.Williams

CONFERENCE SEMIFINALS (Trail Blazers win, 4-3)

4.	5/5	San Antonio	107-94	W 1-0	4-0	3-0		25 Kersey	16 Kersey
5.	5/8	San Antonio	122-112	W 2-0	5-0	4-0		27 Porter	8 B.Williams
6.	5/10	@ San Antonio	98-121	L 2-1	5-1		1-1	18 Porter,B.Williams	8 C.Robinson
7.	5/12	@ San Antonio	105-115	L 2-2	5-2		1-2	27 Drexler	10 B.Williams
8.	5/15	San Antonio	138-132 (2ot)	L 3-2	6-2	5-0		38 Porter	10 B.Williams,Kers.
9.	5/17	@ San Antonio	97-112	L 3-3	6-3		1-3	22 Kersey	10 B.Williams
10.	5/19	San Antonio	108-105 (ot)	W 4-3	7-3	6-0		36 Porter	15 B.Williams,Kers.

CONFERENCE FINALS (Trail Blazers win, 4-2)

11.	5/21	Phoenix	100-98	W 1-0	8-3	7-0		20 Drexler	11 Kersey
12.	5/23	Phoenix	108-107	W 2-0	9-3	8-0		29 Kersey	11 Kersey
13.	5/25	@ Phoenix	89-123	L 2-1	9-4		1-4	16 Kersey	7 Bryant
14.	5/27	@ Phoenix	107-119	L 2-2	9-5		1-5	29 Kersey	8 B.Williams
15.	5/29	Phoenix	120-114	W 3-2	10-5	9-0		32 Drexler	11 Kersey
16.	5/31	@ Phoenix	112-109	W 4-2	11-5		2-5	23 Drexler,Porter	11 B.Williams

NBA FINALS (Pistons win, 4-1)

17.	6/5	@ Detroit	99-105	L 0-1	11-6		2-6	21 Drexler	12 B.Williams
18.	6/7	@ Detroit	106-105 (ot)	W 1-1	12-6		3-6	33 Drexler	12 B.Williams
19.	6/10	Detroit	106-121	L 1-2	12-7	9-1		27 Kersey	13 Drexler
20.	6/12	Detroit	109-112	L 1-3	12-8	9-2		34 Drexler	8 Drexler,Kersey
21.	6/14	Detroit	90-92	L 1-4	12-9		3-7	21 Drexler,Duckworth	9 Kersey

1991

FIRST ROUND (Trail Blazers win, 3-2)

1.	4/26	Seattle	110-102	W 1-0	1-0	1-0		39 Drexler	13 Duckworth
2.	4/28	Seattle	115-106	W 2-0	2-0	2-0		22 Drexler	10 Duckworth
3.	4/30	@ Seattle	99-102	L 2-1	2-1		0-1	23 Drexler	11 B.Williams
4.	5/2	@ Seattle	89-101	L 2-2	2-2		0-2	20 Kersey	9 B.Williams,C.Robin.
5.	5/4	Seattle	119-107	W 3-2	3-2	3-0		23 Porter	12 B.Williams

CONFERENCE SEMIFINALS (Trail Blazers win, 4-1)

6.	5/7	Utah	117-97	W 1-0	4-2	4-0		20 Drexler	15 Drexler
7.	5/9	Utah	118-116	W 2-0	5-2	5-0		34 Kersey	6 Kersey
8.	5/11	@ Utah	101-107	L 2-1	5-3		0-3	28 Porter	10 Kersey,Drexler
9.	5/12	@ Utah	104-101	W 3-1	6-3		1-3	30 Duckworth	11 Drexler,Duckworth
10.	5/14	Utah	103-96	W 4-1	7-3	6-0		22 Porter,Drexler	12 B.Williams

CONFERENCE FINALS (Lakers win, 4-2)

11.	5/18	L.A. Lakers	106-111	L 0-1	7-4	6-1		28 Drexler	10 B.Williams
12.	5/21	L.A. Lakers	109-98	W 1-1	8-4	7-1		26 Porter	11 B.Williams
13.	5/24	@ L.A. Lakers	92-106	L 1-2	8-5		1-4	19 Kersey	11 B.Williams
14.	5/26	@ L.A. Lakers	95-116	L 1-3	8-6		1-5	25 Kersey	8 B.Williams,Drexler
15.	5/28	L.A. Lakers	95-84	W 2-3	9-6	8-1		20 Kersey	16 B.Williams
16.	5/30	@ L.A. Lakers	90-91	L 2-4	9-7		1-6	24 Porter	8 Drexler



Trail Blazers in the Playoffs

Date	Opponent	Score	Series	Overall	Home	Road	Scoring Leader	Rebounding Leader
1992								
FIRST ROUND (Trail Blazers win, 3-1)								
1. 4/23	L.A. Lakers	115-102	W	1-0	1-0	1-0	24 C.Robinson	13 B.Williams
2. 4/25	L.A. Lakers	101-79	W	2-0	2-0	2-0	19 Duckworth	12 B.Williams
3. 4/29	@ L.A. Lakers	119-121	L	2-1	2-1	0-1	42 Drexler	13 B.Williams
4. 5/3	@ L.A. Lakers#	102-76	W	3-1	3-1	1-1	26 Drexler	12 Drexler
<i># at Las Vegas</i>								
CONFERENCE SEMIFINALS (Trail Blazers win, 4-1)								
5. 5/5	Phoenix	113-111	W	1-0	4-1	3-0	31 Porter	10 Drexler
6. 5/7	Phoenix	126-119	W	2-0	5-1	4-0	27 Porter,Drexler	9 Kersey
7. 5/9	@ Phoenix	117-124	L	2-1	5-2	1-2	37 Drexler	9 Kersey
8. 5/11	@ Phoenix	153-151 (2ot)	W	3-1	6-2	2-2	33 Drexler	10 Kersey
9. 5/14	Phoenix	118-106	W	4-1	7-2	5-0	34 Drexler	12 Kersey,B.Williams
CONFERENCE FINALS (Trail Blazers win, 4-2)								
10. 5/16	Utah	113-88	W	1-0	8-2	6-0	26 Porter	8 B.Williams
11. 5/19	Utah	119-102	W	2-0	9-2	7-0	41 Porter	14 B.Williams
12. 5/22	@ Utah	89-97	L	2-1	9-3	2-3	26 Drexler,Kersey	9 B.Williams,Kersey
13. 5/24	@ Utah	112-121	L	2-2	9-4	2-4	34 Porter	8 Kersey
14. 5/26	Utah	127-121	W	3-2	10-4	8-0	29 Kersey	12 B.Williams
15. 5/28	@ Utah	105-97	W	4-2	11-4	3-4	18 Kersey,Port,Drex.	8 B.Williams
NBA FINALS (Bulls win, 4-2)								
16. 6/3	@ Chicago	89-122	L	1-0	11-5	3-5	16 Drexler,C.Robinson	7 Kersey
17. 6/5	@ Chicago	115-104 (ot)	W	1-1	12-5	4-5	26 Drexler	14 B.Williams
18. 6/7	Chicago	84-94	L	1-2	12-6	8-1	32 Drexler	12 Kersey
19. 6/10	Chicago	94-88	W	2-2	13-6	9-1	21 Drexler,Kersey	11 Duckworth
20. 6/12	Chicago	106-119	L	2-3	13-7	9-2	30 Drexler	12 Kersey
21. 6/14	@ Chicago	93-97	L	2-4	13-8	4-6	24 Drexler,Kersey	9 Kersey
1993								
FIRST ROUND (Spurs win, 3-1)								
1. 4/29	San Antonio	86-87	L	0-1	0-1	0-1	24 Kersey	9 Kersey
2. 5/1	San Antonio	105-96	W	1-1	1-1	1-1	21 Drexler	8 Strickland
3. 5/5	@ San Antonio	101-107	L	1-2	1-2	0-1	19 Drexler	7 B.Williams
4. 5/7	@ San Antonio	97-100 (ot)	L	1-3	1-3	0-2	21 Bryant	14 Kersey
1994								
FIRST ROUND (Rockets win, 3-1)								
1. 4/29	@ Houston	104-114	L	0-1	0-1	0-1	26 Drexler	13 Drexler
2. 5/1	@ Houston	104-115	L	0-2	0-2	0-2	28 C.Robinson	9 Drexler
3. 5/3	Houston	118-115	W	1-2	1-2	1-0	25 Strickland	10 B.Williams,C.Rob.
4. 5/6	Houston	89-92	L	1-3	1-3	1-1	26 Strickland	13 Drexler
1995								
FIRST ROUND (Suns win, 3-0)								
1. 4/28	@ Phoenix	102-129	L	0-1	0-1	0-1	23 Strickland	7 Dudley,H.Grant
2. 4/30	@ Phoenix	94-103	L	0-2	0-2	0-2	26 Strickland	7 B.Williams
3. 5/2	Phoenix	109-117	L	0-3	0-3	0-1	21 Strickland	10 C.Robinson
1996								
FIRST ROUND (Jazz win, 3-2)								
1. 4/25	@ Utah	102-110	L	0-1	0-1	0-1	27 Strickland	10 Dudley
2. 4/27	@ Utah	90-105	L	0-2	0-2	0-2	26 Sabonis	12 Sabonis
3. 4/29	Utah	94-91 (ot)	W	1-2	1-2	1-0	27 Sabonis	12 Sabonis
4. 5/1	Utah	98-90	W	2-2	2-2	2-0	27 Strickland	13 Sabonis
5. 5/5	@ Utah	64-102	L	2-3	2-3	0-3	14 Sabonis	8 Sabonis
1997								
FIRST ROUND (Lakers win, 3-1)								
1. 4/25	@ L.A. Lakers	95-77	L	0-1	0-1	0-1	18 Wallace,Sabonis	11 Dudley
2. 4/27	@ L.A. Lakers	93-107	L	0-2	0-2	0-2	20 Wallace	10 C.Robinson
3. 4/30	L.A. Lakers	98-90	W	1-2	1-2	1-0	30 K.Anderson	7 Dudley
4. 5/2	L.A. Lakers	91-95	L	1-3	1-3	1-1	23 Sabonis	10 Sabonis
1998								
FIRST ROUND (Lakers win, 3-1)								
1. 4/24	@ L.A. Lakers	102-104	L	0-1	0-1	0-1	25 Rider	12 B.Grant
2. 4/26	@ L.A. Lakers	99-108	L	0-2	0-2	0-2	24 Rider	7 B.Grant,Wal.,Sab.
3. 4/28	L.A. Lakers	99-94	W	1-2	1-2	1-0	18 Rider,Stoud.	12 B.Grant
4. 4/30	L.A. Lakers	99-110	L	1-3	1-3	1-1	24 Stoudamire	12 B.Grant



Trail Blazers in the Playoffs

Date Opponent Score Series Overall Home Road Scoring Leader Rebounding Leader

1999

FIRST ROUND (Trail Blazers win, 3-0)

1. 5/8	Phoenix	95-85	W	1-0	1-0	1-0		25 Rider	10 B.Grant
2. 5/10	Phoenix	110-99	W	2-0	2-0	2-0		22 B.Grant,Stoud.	9 Sabonis
3. 5/12	@ Phoenix	103-93	W	3-0	3-0		1-0	20 B.Grant	11 Sabonis

CONFERENCE SEMIFINALS (Trail Blazers win, 4-2)

4. 5/18	@ Utah	83-93	L	0-1	3-1		1-1	19 B.Grant	11 Sabonis
5. 5/20	@ Utah	84-81	W	1-1	4-1		2-1	27 Rider	14 Sabonis
6. 5/22	Utah	97-87	W	2-1	5-1	3-0		20 Wallace	15 B.Grant
7. 5/23	Utah	81-75	W	3-1	6-1	4-0		24 Rider	15 Sabonis
8. 5/25	@ Utah	71-88	L	3-2	6-2		2-2	16 Rider	10 B.Grant
9. 5/27	Utah	92-80	W	4-2	7-2	5-0		24 Rider	12 B.Grant

CONFERENCE FINALS (Spurs win, 4-0)

10. 5/29	@ San Antonio	76-80	L	0-1	7-3		2-3	28 Wallace	8 Wallace
11. 5/31	@ San Antonio	85-86	L	0-2	7-4		2-4	15 Stoudamire	7 B.Grant,Sabonis
12. 6/4	San Antonio	63-85	L	0-3	7-5	5-1		22 Wallace	13 B.Grant
13. 6/6	San Antonio	80-94	L	0-4	7-6	5-2		21 Stoudamire	7 Sabonis

2000

FIRST ROUND (Trail Blazers win, 3-1)

1. 4/23	Minnesota	91-88	W	1-0	1-0	1-0		28 Pippen	9 Pippen
2. 4/26	Minnesota	86-82	W	2-0	2-0	2-0		21 Pippen	7 Pippen,Wallace
3. 4/30	@ Minnesota	87-94	L	2-1	2-1		0-1	22 Smith	7 B.Grant
4. 5/2	@ Minnesota	85-77	W	3-1	3-1		1-1	15 Wallace,Sabonis	11 Sabonis

CONFERENCE SEMIFINALS (Trail Blazers win, 4-1)

5. 5/7	Utah	94-75	W	1-0	4-1	3-0		20 Pippen	14 Sabonis
6. 5/9	Utah	103-85	W	2-0	5-1	4-0		19 Smith	8 Wallace,B.Grant
7. 5/11	@ Utah	103-84	W	3-0	6-1		2-1	22 Sabonis	8 Sabonis
8. 5/14	@ Utah	85-88	L	3-1	6-2		2-2	20 B.Grant	13 B.Grant
9. 5/16	Utah	81-79	W	4-1	7-2	5-0		23 Pippen	9 Sabonis,Pippen

CONFERENCE FINALS (Lakers win, 4-3)

10. 5/20	@ L.A. Lakers	94-109	L	0-1	7-3		2-3	19 Pippen	11 Pippen
11. 5/22	@ L.A. Lakers	106-77	W	1-1	8-3		3-3	29 Wallace	12 Wallace
12. 5/26	L.A. Lakers	91-93	L	1-2	8-4	5-1		19 Wal.,Stoudamire	9 Pippen
13. 5/28	L.A. Lakers	91-103	L	1-3	8-5	5-2		34 Wallace	13 Wallace
14. 5/30	@ L.A. Lakers	96-88	W	2-3	9-5		4-3	22 Wallace,Pippen	10 Wallace
15. 6/2	L.A. Lakers	103-93	W	3-3	10-5	6-2		26 Smith	11 Sabonis
16. 6/4	@ L.A. Lakers	84-89	L	3-4	10-6		4-4	30 Wallace	10 Pippen

2001

FIRST ROUND (Lakers win, 3-0)

1. 4/22	@ L.A. Lakers	93-106	L	0-1	0-1		0-1	24 Wallace	9 Sabonis
2. 4/26	@ L.A. Lakers	88-106	L	0-2	0-2		0-2	21 Pippen	8 Pippen
3. 4/29	L.A. Lakers	86-99	L	0-3	0-3	0-1		25 Smith, Stoud.	13 Wallace

2002

FIRST ROUND (Lakers win, 3-0)

1. 4/21	@ LA Lakers	87-95	L	0-1	0-1		0-1	25 Wallace	14 Wallace
2. 4/25	@ LA Lakers	96-103	L	0-2	0-2		0-2	31 Wallace	11 Wallace
3. 4/28	L.A. Lakers	91-92	L	0-3	0-3	0-1		20 Wallace	12 Wallace

2003

FIRST ROUND (Mavericks win, 4-3)

1. 4/19	@ Dallas	86-96	L	0-1	0-1		0-1	26 Wallace	10 Wells, Davis
2. 4/23	@ Dallas	99-103	L	0-2	0-2		0-2	45 Wells	15 Davis
3. 4/25	Dallas	103-115	L	0-3	0-3	0-1		19 Patterson	10 Randolph
4. 4/27	Dallas	98-79	W	1-3	1-3	1-1		25 Randolph	15 Randolph
5. 4/30	@ Dallas	103-99	W	2-3	2-3		1-2	22 Randolph	9 Randolph
6. 5/2	Dallas	125-103	W	3-3	3-3	2-1		21 Randolph	10 Randolph
7. 5/4	@ Dallas	95-107	L	3-4	3-4		1-3	17 Wallace, Stoud.	10 Randolph

2009

FIRST ROUND (Rockets win, 4-2)

1. 4/18	Houston	81-108	L	0-1	0-1	0-1		21 Roy	5 Przy,Blake,Oden, Ruffin
2. 4/21	Houston	107-103	W	1-1	1-1	1-1		42 Roy	12 Aldridge
3. 4/24	@ Houston	83-86	L	1-2	1-2		0-1	19 Roy	8 Aldridge
4. 4/26	@ Houston	88-89	L	1-3	1-3		0-2	31 Roy	12 Przybilla
5. 4/28	Houston	88-77	W	2-3	2-3	2-1		25 Roy, Aldridge	7 Aldridge, Blake
6. 4/30	@ Houston	76-92	L	2-4	2-4		0-3	26 Aldridge	8 Przybilla, Fernandez





the
OPONENTS



ATLANTA HAWKS



Centennial Tower
101 Marietta St., Suite 1900
Atlanta, GA 30303
(404) 878-3800
Philips Arena (18,729)



Mike Woodson
Head Coach
6th year

All-time vs. Portland: 2-8 (.200)

V.P., Public Relations Arthur Triche
Radio Steve Holman
Television ..Bob Rathbun, Dominique Wilkins, James Verrett

Assistant Coaches Bob Bender, Larry Drew,
Tyrone Hill, Jim Todd
Head Athletic Trainer Wally Blase

2008-09 RESULTS

Series tied, 1-1

2/20 at POR - Portland 108, Atlanta 98
3/15 at ATL - Atlanta 98, Portland 80

2009-10 MATCHUPS

Tuesday, Nov. 3 - at Portland (7 p.m.)

Monday, Nov. 16 - at Atlanta (4 p.m.)

*All Times Pacific

2008-09 TRAIL BLAZERS vs. HAWKS

Player	G	S	Min.	FG	FGA	Pct.	3FG	3At	Pct.	FT	FTA	Pct.	Off	Def	RB	Ast.	PF	St	TO	Bl	Pts.	Avg.
Roy	2	2	79	23	41	.561	3	5	.600	7	8	.875	3	8	11	10	1	2	1	0	56	28.0
Aldridge	2	2	81	20	35	.571	0	0	---	3	4	.750	10	7	17	2	5	0	6	2	43	21.5
Blake	2	2	71	10	28	.357	2	13	.154	1	3	.333	1	3	4	8	2	1	2	0	23	11.5
Outlaw	2	0	64	7	14	.500	2	3	.667	6	6	1.000	1	11	12	1	3	1	2	1	22	11.0
Fernandez	2	0	46	6	15	.400	3	11	.273	4	5	.800	1	2	3	4	1	0	2	1	19	9.5
Przybylla	2	2	49	6	10	.600	0	0	---	2	4	.500	7	17	24	1	7	3	5	1	14	7.0
Randolph	1	0	3	1	1	1.000	0	0	---	0	0	---	1	3	4	0	0	0	1	0	2	2.0
Rodriguez	2	0	18	1	5	.200	0	0	---	1	2	.500	0	3	3	1	3	0	3	0	3	1.5
Batum	2	2	33	1	7	.143	0	4	.000	0	0	---	2	0	2	3	6	1	0	2	2	1.0
Frye	2	0	21	1	5	.200	0	0	---	0	0	---	2	3	5	1	4	2	0	0	2	1.0
Ruffin	2	0	3	0	0	---	0	0	---	2	2	1.000	0	0	0	0	0	0	0	0	2	1.0
Bayless	2	0	12	0	0	---	0	0	---	0	2	.000	0	0	0	2	0	1	1	0	0	0.0
Portland	2	-	480	76	161	.472	10	36	.278	26	36	.722	28	57	85	33	32	11	26	7	188	94.0

2008-09 HAWKS vs. TRAIL BLAZERS

Player	G	S	Min.	FG	FGA	Pct.	3FG	3At	Pct.	FT	FTA	Pct.	Off	Def	RB	Ast.	PF	St	TO	Bl	Pts.	Avg.
Johnson	2	2	84	22	49	.449	2	10	.200	10	13	.769	1	14	15	13	2	3	1	0	56	28.0
Bibby	2	2	81	16	28	.571	5	13	.385	5	6	.833	1	9	10	7	3	3	5	0	42	21.0
Smith	2	2	78	14	28	.500	0	0	---	2	4	.500	5	6	11	4	4	1	2	3	30	15.0
Williams	1	1	29	7	13	.538	1	4	.250	0	0	---	1	5	6	2	4	0	1	0	15	15.0
Murray	2	0	41	7	14	.500	2	4	.500	4	6	.667	0	5	5	6	1	2	2	1	20	10.0
Horford	2	2	70	7	11	.636	0	0	---	3	5	.600	3	8	11	5	3	2	3	2	17	8.5
Gardner	1	0	3	1	3	.333	1	2	.500	0	0	---	0	0	0	0	0	0	0	0	3	3.0
Pachulia	2	0	30	2	4	.500	0	0	---	2	3	.667	1	1	2	0	4	3	2	1	6	3.0
Evans	2	1	37	2	6	.333	1	4	.250	0	0	---	2	1	3	0	5	0	0	0	5	2.5
Jones	2	0	8	1	3	.333	0	0	---	0	0	---	2	2	4	0	1	0	0	0	2	1.0
Law	1	0	6	0	0	---	0	0	---	0	0	---	0	1	1	1	0	0	0	0	0	0.0
Morris	1	0	3	0	0	---	0	0	---	0	0	---	0	0	0	0	0	0	1	0	0	0.0
West	2	0	9	0	1	.000	0	0	---	0	0	---	2	1	3	0	3	1	0	0	0	0.0
Atlanta	2	-	480	79	160	.494	12	37	.324	26	37	.703	18	53	71	38	30	15	19	7	196	98.0



All-Time Trail Blazers vs. Hawks

1970-71 (2-2)

11/18	P	146-131	W	1-0
12/12	Atl	101-107	L	1-1
2/4	P	137-123	W	2-1
2/24	Atl	107-118	L	2-2

1971-72 (0-4)

12/27	Atl	121-135	L	2-3
1/4	P	91-103	L	2-4
2/27	Atl	110-113	L	2-5
3/4	P	101-120	L	2-6

1972-73 (0-4)

10/24	P	110-118	L	2-7
12/2	P	103-106	L	2-8
12/5	Atl	121-122	L	2-9
3/8	Atl	129-135	L	2-10

1973-74 (2-2)

10/26	P	127-110	W	3-10
11/15	Atl	114-123	L	3-11
1/17	Atl	99-126	L	3-12
3/16	P	128-127	W	4-12

1974-75 (3-1)

11/9	Atl	119-115	W	5-12
11/14	P	104-92	W	6-12
12/10	P	103-107	L	6-13
3/25	Atl	105-89	W	7-13

1975-76 (2-2)

11/4	P	97-98	L	7-14
12/4	Atl	87-94	L	7-15
1/11	Atl	116-109	W	8-15
2/29	P	102-98	W	9-15

1976-77 (1-3)

11/2	P	129-116	W	10-15
11/11	Atl	105-107	L	10-16
1/16	Atl	120-125	L	10-17
2/11	P	108-121	L	10-18

1977-78 (3-1)

11/11	Atl	132-92	W	11-18
2/15	P	102-99	W	12-18
3/10	Atl	105-114	L	12-19
3/18	P	105-86	W	13-19

1978-79 (2-2)

1/17	Atl	110-111	L	13-20
2/11	P	91-87	W	14-20
2/21	Atl	83-106	L	14-21
3/13	P	105-86	W	15-21

1979-80 (0-2)

11/28	Atl	99-106	L	15-22
2/12	P	89-95	L	15-23

1980-81 (1-1)

11/25	Atl	108-112	L	15-24
12/20	P	122-119*	W	16-24

1981-82 (0-2)

1/19	Atl	101-112	L	16-25
2/21	P	97-109	L	16-26

1982-83 (1-1)

11/16	P	106-87	W	17-26
3/8	Atl	93-110	L	17-27

1983-84 (2-0)

11/13	P	135-105	W	18-27
3/9	Atl	104-101	W	19-27

1984-85 (2-0)

3/5	Atl	100-91	W	20-27
3/17	P	114-101	W	21-27

1985-86 (0-2)

12/4	Atl	98-109	L	21-28
2/16	P	101-110	L	21-29

1986-87 (1-1)

2/15	P	98-93	W	22-29
2/28	Atl	102-123	L	22-30

1987-88 (2-0)

2/2	P	121-118	W	23-30
2/27	Atl	123-120	W	24-30

1988-89 (1-1)

12/3	Atl	97-115	L	24-31
1/18	P	110-94	W	25-31

1989-90 (1-1)

12/8	Atl	120-127	L	25-32
3/29	P	112-106	W	26-32

1990-91 (1-1)

1/28	P	116-111	W	27-32
2/28	Atl	109-117	L	27-33

1991-92 (2-0)

1/24	P	125-117	W	28-33
3/13	Atl	106-95	W	29-33

1992-93 (1-1)

2/16	P	105-90	W	30-33
3/29	Atl	118-127*	L	30-34

1993-94 (1-1)

11/12	P	94-84	W	31-34
1/7	Atl	85-100	L	31-35

1994-95 (1-1)

1/3	Atl	103-98	W	32-35
3/28	P	91-102	L	32-36

1995-96 (0-2)

2/18	P	90-93	L	32-37
2/28	Atl	88-90	L	32-38

1996-97 (0-2)

11/4	P	76-94	L	32-39
3/25	Atl	89-96	L	32-40

1997-98 (1-1)

12/15	P	90-99	L	32-41
1/24	Atl	92-77	W	33-41

1998-99

Did not play each other

1999-2000 (2-0)

11/13	P	131-95	W	34-41
2/4	Atl	97-90	W	35-41

2000-01 (1-1)

11/15	P	97-88	W	36-41
1/3	Atl	97-99	L	36-42

2001-02 (1-1)

1/8	Atl	92-101	L	36-43
2/21	P	94-79	W	37-43

2002-03 (2-0)

1/22	Atl	112-110**	W	38-43
2/25	P	89-86	W	39-43

2003-04 (2-0)

11/8	P	90-83	W	40-43
1/29	Atl	93-85	W	41-43

2004-05 (2-0)

12/17	Atl	100-84	W	42-43
2/25	P	102-101	W	43-43

2005-06 (2-0)

11/5	P	94-93	W	44-43
11/27	Atl	77-75	W	45-43

2006-07 (1-1)

12/3	P	96-107	L	45-44
3/23	Atl	102-100*	W	46-44

2007-08 (2-0)

1/21	Atl	111-109*	W	47-44
1/27	P	94-93	W	48-44

2008-09 (1-1)

2/20	P	108-98	W	49-44
3/15	Atl	80-98	L	49-45

* Overtime periods

Series History & Highlights

All-time series record: Trail Blazers lead, 49-45

In Portland: Trail Blazers lead, 32-15

In Atlanta: Hawks lead, 30-17

Longest Win Streaks: Trail Blazers (9), Hawks (9)

Biggest Trail Blazers Win: 40 points, 132-92, 11/11/77

Biggest Hawks Win: 27 points, 126-99, 1/17/74

Most Points, Trail Blazers: 146-131, 11/18/70

Fewest Points, Trail Blazers: 76-94, 1/4/96

Most Points, Hawks: 135-121, 12/27/71

Fewest Points, Hawks: 75-77, 11/27/05

Overtime Games: (5) Trail Blazers 4, Hawks 1

Individual Bests, Trail Blazers:

Points: 41---Maurice Lucas, 2/11/77

Rebounds: 22---Bill Walton (twice), 1/11/76 and 11/2/76

Assists: 15---Rod Strickland, 1/28/95

Individual Bests, Hawks:

Points: 49---Lou Hudson, 11/18/70

Rebounds: 25---Kevin Willis, 3/29/93 (OT); 24---Bill Bridges, 2/24/71

Assists: 17---Tom Henderson, 11/11/76; 17---Doc Rivers, 2/28/87

BOSTON CELTICS



226 Causeway St., 4th Floor
Boston, MA 02114
(617) 854-8000
TD Garden (18,624)



Doc Rivers
Head Coach
6th year

All-time vs. Portland: 8-10 (.444)

V.P., Media Services Jeff Twiss
Radio Sean Grande, Cedric Maxwell
Television Mike Gorman, Tom Heinsohn
Donny Marshall, Greg Dickerson

Assistant Coaches Kevin Eastman, Armond Hill,
Mike Longabardi, Clifford Ray, Tom Thibodeau
Head Athletic Trainer Ed Lacerte

2008-09 RESULTS

Series tied, 1-1

12/5 at BOS - Boston 93, Portland 78
12/30 at POR - Portland 91, Boston 86

2009-10 MATCHUPS

Friday, Jan. 22 - at Boston (4:30 p.m.)
Friday, Feb. 19 - at Portland (7:30 p.m.)
*All Times Pacific

2008-09 TRAIL BLAZERS vs. CELTICS

Player	G	S Min.	FG	FGA	Pct.	3FG	3At	Pct.	FT	FTA	Pct.	Off	Def	RB	Ast.	PF	St	TO	Bl	Pts.	Avg.	
Aldridge	2	2	73	15	35	.429	0	1	.000	3	4	.750	4	6	10	2	3	3	2	33	16.5	
Outlaw	2	0	57	12	24	.500	0	1	.000	6	7	.857	4	3	7	2	8	0	1	1	30	15.0
Roy	1	1	28	3	11	.273	0	1	.000	6	8	.750	1	1	2	3	3	2	0	0	12	12.0
Blake	2	2	57	9	15	.600	5	8	.625	0	0	---	1	5	6	7	5	0	5	0	23	11.5
Oden	2	2	54	7	14	.500	0	0	---	4	7	.571	5	12	17	3	11	4	4	1	18	9.0
Fernandez	2	1	60	4	14	.286	1	9	.111	3	5	.600	3	5	8	2	4	1	5	0	12	6.0
Przybylla	2	0	41	4	5	.800	0	0	---	3	5	.600	3	11	14	0	5	0	1	3	11	5.5
Bayless	2	0	25	2	6	.333	0	0	---	5	6	.833	0	1	1	3	4	1	6	0	9	4.5
Rodriguez	2	0	29	3	7	.429	0	1	.000	3	3	1.000	0	2	2	3	2	1	1	0	9	4.5
Diogu	2	0	10	1	1	1.000	0	0	---	4	4	1.000	1	0	1	0	3	0	0	1	6	3.0
Frye	1	0	14	1	5	.200	1	1	1.000	0	0	---	0	0	0	0	2	1	1	0	3	3.0
Batum	2	2	33	1	4	.250	1	4	.250	0	0	---	0	7	7	0	3	1	2	2	3	1.5
Portland	2	-	480	62	141	.440	8	26	.308	37	49	.755	22	53	75	25	53	14	31	10	169	84.5

2008-09 CELTICS vs. TRAIL BLAZERS

Player	G	S Min.	FG	FGA	Pct.	3FG	3At	Pct.	FT	FTA	Pct.	Off	Def	RB	Ast.	PF	St	TO	Bl	Pts.	Avg.	
Pierce	2	2	77	11	28	.393	0	2	.000	19	21	.905	0	5	5	6	2	3	7	0	41	20.5
R. Allen	2	2	79	9	27	.333	4	14	.286	9	9	1.000	1	3	4	1	5	0	1	0	31	15.5
Garnett	2	2	68	14	29	.483	0	1	.000	3	4	.750	2	17	19	6	3	1	2	0	31	15.5
Rondo	2	2	67	11	18	.611	2	4	.500	5	6	.833	3	11	14	14	2	5	6	0	29	14.5
Perkins	2	2	68	5	8	.625	0	1	.000	9	13	.692	9	9	18	3	7	0	6	0	19	9.5
Powe	2	0	26	6	10	.600	0	0	---	2	3	.667	3	1	4	1	6	1	3	0	14	7.0
T. Allen	1	0	14	1	2	.500	0	0	---	2	2	1.000	0	1	1	1	4	1	2	0	4	4.0
House	2	0	30	2	9	.222	0	4	.000	2	2	1.000	0	2	2	3	4	0	1	0	6	3.0
O'Bryant	1	0	4	1	2	.500	0	0	---	0	0	---	0	0	0	0	2	0	0	0	2	2.0
Davis	2	0	24	1	6	.167	0	0	---	0	0	---	3	0	3	0	3	0	1	2	2	1.0
Pruitt	1	0	4	0	0	---	0	0	---	0	0	---	0	0	0	0	0	0	0	0	0	0.0
Scalabrino	1	0	17	0	1	.000	0	1	.000	0	0	---	1	1	2	0	3	0	1	0	0	0.0
Boston	2	-	480	61	140	.436	6	27	.222	51	60	.850	22	50	72	35	41	11	30	2	179	89.5



All-Time Trail Blazers vs. Celtics

1970-71 (2-2)

10/18	P	115-133	L	0-1
11/25	B	115-122	L	0-2
12/27	P	135-123	W	1-2
1/5	B	124-120	W	2-2

1971-72 (0-4)

11/6	B	109-124	L	2-3
1/7	P	114-120	L	2-4
1/23	P	105-115	L	2-5
2/15	P	104-111	L	2-6

1972-73 (0-4)

11/22	B	107-126	L	2-7
12/16	P	116-123	L	2-8
1/17	B	99-117	L	2-9
2/16	P	105-112	L	2-10

1973-74 (0-4)

12/21	P	120-124*	L	2-11
2/15	P	104-106	L	2-12
3/12	B	93-110	L	2-13
3/22	B	118-126	L	2-14

1974-75 (0-4)

11/6	B	110-128	L	2-15
1/1	P	94-108	L	2-16
2/15	P	100-102	L	2-17
3/14	B	98-103	L	2-18

1975-76 (2-2)

10/31	Bos	94-112	L	2-19
1/3	P	125-97	W	3-19
1/13	B	94-106	L	3-20
2/15	P	108-105	W	4-20

1976-77 (3-1)

12/8	B	95-104	L	4-21
1/4	P	128-84	W	5-21
1/14	B	107-92	W	6-21
2/22	P	113-111	W	7-21

1977-78 (3-1)

12/9	B	118-97	W	8-21
12/20	P	104-99	W	9-21
1/15	B	107-103*	W	10-21
3/28	P	92-104	L	10-22

1978-79 (3-1)

11/8	B	112-109	W	11-22
11/28	P	102-97	W	12-22
1/12	B	125-128	L	12-23
2/18	P	111-104	W	13-23

1979-80 (0-2)

1/18	B	101-126	L	13-24
2/15	P	91-106	L	13-25

1980-81 (0-2)

11/26	B	101-126	L	13-26
1/4	P	111-120	L	13-27

1981-82 (1-1)

1/24	B	123-119	W	14-27
2/19	P	117-127	L	14-28

1982-83 (1-1)

11/24	B	95-104	L	14-29
2/17	P	121-114	W	15-29

1983-84 (0-2)

12/2	B	106-115	L	15-30
2/19	P	101-107	L	15-31

1984-85 (1-1)

1/27	B	127-128	L	15-32
2/12	P	111-103	W	16-32

1985-86 (1-1)

12/6	B	121-103	W	17-32
2/14	P	119-120*	L	17-33

1986-87 (0-2)

2/13	P	116-131	L	17-34
2/25	B	116-122	L	17-35

1987-88 (0-2)

2/19	P	104-124	L	17-36
2/24	B	112-113	L	17-37

1988-89 (1-1)

3/29	B	97-106	L	17-38
4/7	P	113-100	W	18-38

1989-90 (2-0)

2/16	P	120-101	W	19-38
3/7	B	130-117	W	20-38

1990-91 (1-1)

3/3	B	116-107	W	21-38
3/10	P	109-111*	L	21-39

1991-92 (1-1)

11/10	P	116-90	W	22-39
2/15	B	148-152**	L	22-40

1992-93 (0-2)

2/28	B	110-122	L	22-41
3/21	P	104-106	L	22-42

1993-94 (1-1)

12/3	B	108-114	L	22-43
2/20	P	102-93	W	23-43

1994-95 (2-0)

1/6	B	95-92	W	24-43
3/16	P	113-98	W	25-43

1995-96 (2-0)

12/27	P	135-109	W	26-43
1/3	B	114-110*	W	27-43

1996-97 (1-1)

1/31	B	105-111	L	27-44
2/16	P	118-106	W	28-44

1997-98 (1-1)

2/22	P	121-96	W	29-44
3/1	B	101-102	L	29-45

1998-99 (1-0)

2/19	P	106-86	W	30-45
------	---	--------	---	-------

1999-2000 (2-0)

2/6	B	100-94	W	31-45
2/21	P	105-92	W	32-45

2000-01 (1-1)

1/8	B	98-90	W	33-45
2/1	P	81-85	L	33-46

2001-02 (1-1)

23/15	P	104-107	L	33-47
3/18	B	100-91	W	34-47

2002-03 (1-1)

1/3	B	108-103	W	35-47
2/13	P	92-100	L	35-48

2003-04 (2-0)

2/21	P	105-84	W	36-48
3/31	B	105-98	W	37-48

2004-05 (1-1)

11/10	B	88-90	L	37-49
3/31	P	89-87	W	38-49

2005-06 (0-2)

2/10	B	83-115	L	38-50
2/24	P	96-102	L	38-51

2006-07 (0-2)

11/17	B	90-118	L	38-52
1/1	P	81-89	L	38-53

2007-08 (0-2)

1/16	B	90-100	L	38-54
2/24	P	102-112	L	38-55

2008-09 (1-1)

12/5	B	78-93	L	38-56
12/30	P	91-86	W	39-56

* Overtime periods

Series History & Highlights

All-time series record: Celtics lead, 56-39

In Portland: Celtics lead, 25-23

In Boston: Celtics lead, 31-16

Longest Win Streaks: Trail Blazers (6), Celtics (17)

Biggest Trail Blazers Win: 44 points, 128-84, 1/4/77

Biggest Celtics Win: 32 points, 115-83, 2/10/06

Most Points, Trail Blazers: 148-152, 3/15/92 (2OT); 135-123, 12/27/71

Fewest Points, Trail Blazers: 78-93, 12/5/08

Most Points, Celtics: 152-148, 3/15/92 (2OT); 133-115, 10/18/70

Fewest Points, Celtics: 84-128, 1/4/77; 84-105, 2/21/04

Overtime Games: (6) Celtics 4, Trail Blazers 2

Individual Bests, Trail Blazers:

Points: 46---Maurice Lucas, 1/12/78

Rebounds: 19---Bill Walton, 1/13/76

Assists: 18---Rod Strickland, 1/3/96

Individual Bests, Celtics:

Points: 49---Larry Bird, 3/15/92 (2OT); 48---Larry Bird, 1/27/85

Rebounds: 24---Dave Cowens, 1/5/71

Assists: 14---John Havlicek, 1/5/71; 14---JoJo White, 11/28/78



CHARLOTTE BOBCATS



333 E. Trade St.
Charlotte, NC 28202
(704) 688-8600
Time Warner Cable Arena (19,077)



Larry Brown
Head Coach
2nd year

All-time vs. Portland: 30-36 (.455)

Director, Basketball Communications B.J. Evans
Radio Scott Lauer, TBA
Television Steve Martin, Dell Curry

Assistant Coaches Herb Brown, Jeff Capel,
Phil Ford, Dave Hanners, LaSalle Thompson
Head Athletic Trainer Steve Stricker

2008-09 RESULTS

Series tied, 1-1

1/17 at CHA - Charlotte 102, Portland 97 (OT)
1/28 at POR - Portland 88, Charlotte 74

2009-10 MATCHUPS

Saturday, Nov. 14 - at Charlotte (4 p.m.)

Monday, Feb. 1 - at Portland (7 p.m.)

*All Times Pacific

2008-09 TRAIL BLAZERS vs. BOBCATS

Player	G	S	Min.	FG	FGA	Pct.	3FG	3At	Pct.	FT	FTA	Pct.	Off	Def	RB	Ast.	PF	St	TO	Bl	Pts.	Avg.
Aldridge	2	2	78	20	30	.667	0	0	---	6	10	.600	5	10	15	1	8	4	7	1	46	23.0
Roy	2	2	81	15	33	.455	0	3	.000	4	11	.364	1	7	8	9	7	2	2	1	34	17.0
Bayless	2	0	56	9	17	.529	1	1	1.000	6	7	.857	0	7	7	2	4	0	2	1	25	12.5
Oden	2	2	48	7	16	.438	0	0	---	8	15	.533	10	7	17	1	11	2	4	3	22	11.0
Fernandez	2	0	63	6	18	.333	5	14	.357	3	3	1.000	2	3	5	2	2	4	1	20	10.0	
Outlaw	2	0	53	7	24	.292	1	8	.125	4	5	.800	4	5	9	0	3	0	0	2	19	9.5
Rodriguez	2	2	45	4	12	.333	0	3	.000	2	3	.667	1	4	5	12	4	1	5	1	10	5.0
Batum	2	2	34	1	7	.143	0	3	.000	3	4	.750	3	7	10	1	4	1	0	1	5	2.5
Przybylla	2	0	45	2	2	1.000	0	0	---	0	0	---	2	10	12	1	3	0	2	2	4	2.0
Frye	1	0	2	0	0	---	0	0	---	0	0	---	0	0	0	0	1	0	0	0	0	0.0
Randolph	1	0	1	0	0	---	0	0	---	0	0	---	0	0	0	0	0	0	0	0	0	0.0
Portland	2	-	505	71	159	.447	7	32	.219	36	58	.621	28	60	88	32	47	12	30	13	185	92.5

2008-09 BOBCATS vs. TRAIL BLAZERS

Player	G	S	Min.	FG	FGA	Pct.	3FG	3At	Pct.	FT	FTA	Pct.	Off	Def	RB	Ast.	PF	St	TO	Bl	Pts.	Avg.
Wallace	1	1	45	10	19	.526	1	3	.333	10	13	.769	3	13	16	3	4	1	2	2	31	31.0
Okafor	2	2	72	16	25	.640	0	0	---	8	13	.615	6	10	16	1	7	0	1	4	40	20.0
Bell	2	2	76	9	22	.409	3	9	.333	5	6	.833	2	8	10	3	7	1	4	0	26	13.0
Felton	2	2	80	9	26	.346	0	2	.000	5	6	.833	2	8	10	15	3	1	5	2	23	11.5
Diaw	2	2	75	7	19	.368	3	4	.750	0	0	---	1	7	8	8	10	2	6	3	17	8.5
Howard	2	0	38	7	11	.636	0	0	---	3	4	.750	1	4	5	1	6	1	4	0	17	8.5
S. Brown	2	0	35	5	9	.556	0	1	.000	0	0	---	1	3	4	1	0	2	0	0	10	5.0
Singletary	2	0	22	2	4	.500	1	1	1.000	1	2	.500	0	2	2	0	5	0	3	0	6	3.0
Morrison	2	1	34	2	9	.222	0	2	.000	1	2	.500	2	1	3	3	5	0	1	1	5	2.5
Ajinca	1	0	3	0	1	.000	0	0	---	1	2	.500	0	1	1	0	0	0	0	0	1	1.0
Diop	1	0	19	0	5	.000	0	0	---	0	0	---	1	2	3	1	0	0	0	0	0	0.0
Mohammed	1	0	7	0	3	.000	0	0	---	0	0	---	0	0	0	0	2	0	0	0	0	0.0
Charlotte	2	-	505	67	153	.438	8	22	.364	34	48	.708	19	59	78	36	49	8	28	12	176	88.0



All-Time Trail Blazers vs. Bobcats

2004-05 (2-0)

2/4 P 101-89 W 1-0
2/14 C 80-77 W 2-0

2005-06 (1-1)

2/13 C 91-83 W 3-0
2/22 P 106-110 L 3-1

2006-07 (2-0)

2/9 C 108-100* W 4-1
3/1 P 127-90 W 5-1

2007-08 (0-2)

11/19 C 92-101 L 5-2
3/29 P 85-93 L 5-3

2008-09 (1-1)

1/17 C 97-102* L 5-4
1/28 P 88-74 W 6-4

* Overtime periods

Series History & Highlights

All-time series record: Trail Blazers lead, 6-4

In Portland: Trail Blazers lead, 3-2

In Charlotte: Trail Blazers lead, 3-2

Longest Win Streaks: Trail Blazers (3), Bobcats (3)

Biggest Trail Blazers Win: 37 points, 127-90, 3/1/07

Biggest Bobcats Win: 9 points, 101-92, 11/19/07

Most Points, Trail Blazers: 127-90, 3/1/07

Fewest Points, Trail Blazers: 80-77, 2/14/05

Most Points, Bobcats: 110-106, 2/22/06

Fewest Points, Bobcats: 74-88, 1/28/09

Overtime Games: (2) Trail Blazers 1, Bobcats 1

Individual Bests, Trail Blazers:

Points: 40---Zach Randolph, 2/9/07 (OT); 30---LaMarcus Aldridge, 3/1/07

Rebounds: 18---Joel Przybilla, 3/29/08

Assists: 9---Steve Blake, 2/22/06; 9---Jarrett Jack, 2/9/07; 9---Brandon Roy, 3/1/07

Individual Bests, Bobcats:

Points: 31---Gerald Wallace, 1/17/09 (OT); 28---Kareem Rush, 2/22/06

Rebounds: 18---Primož Brezec, 2/14/05

Assists: 13---Brevin Knight, 2/22/06



CHICAGO BULLS



1901 W. Madison St.
Chicago, IL 60612
(312) 455-4000
United Center (20,917)



Vinny Del Negro
Head Coach
2nd year

All-time vs. Portland: 0-2 (.000)

Sr. Director, Public and Media Relations Tim Hallam
Radio Chuck Swirsky, Bill Wennington
Television Neil Funk, Stacey King

Assistant Coaches Bernie Bickerstaff, Pete Meyers,
Bob Oclepka, David Severns, Mike Wilhelm
Head Athletic Trainer Fred Tedeschi

2008-09 RESULTS

Portland won, 2-0

11/19 at POR - Portland 116, Chicago 74
1/12 at CHI - Portland 109, Chicago 95

2009-10 MATCHUPS

Monday, Nov. 23 - at Portland (7 p.m.)

Friday, Feb. 26 - at Chicago (5 p.m.)

*All Times Pacific

2008-09 TRAIL BLAZERS vs. BULLS

Player	G	S	Min.	FG	FGA	Pct.	3FG	3At	Pct.	FT	FTA	Pct.	Off	Def	RB	Ast.	PF	St	TO	Bl	Pts.	Avg.
Outlaw	2	0	61	12	21	.571	5	8	.625	13	15	.867	2	9	11	1	7	3	2	3	42	21.0
Roy	2	2	64	10	26	.385	1	2	.500	10	10	1.000	4	9	13	5	2	2	4	0	31	15.5
Oden	2	1	43	8	14	.571	0	0	---	12	15	.800	11	12	23	1	7	0	4	4	28	14.0
Blake	2	2	63	10	23	.435	5	13	.385	1	1	1.000	0	4	4	15	1	3	4	0	26	13.0
Frye	1	0	22	4	8	.500	1	1	1.000	3	4	.750	2	3	5	1	4	0	1	1	12	12.0
Aldridge	2	2	66	7	21	.333	0	0	---	5	6	.833	2	9	11	5	8	1	3	3	19	9.5
Przybilla	2	1	32	6	6	1.000	0	0	---	4	4	1.000	3	8	11	1	7	1	1	3	16	8.0
Batum	2	2	32	4	9	.444	3	4	.750	3	4	.750	2	4	6	2	6	2	2	0	14	7.0
Diogu	1	0	7	3	3	1.000	0	0	---	1	2	.500	1	0	1	0	0	0	0	0	7	7.0
Fernandez	2	0	44	5	12	.417	2	8	.250	1	1	1.000	0	4	4	4	2	1	1	1	13	6.5
Rodriguez	2	0	29	4	8	.500	1	3	.333	0	0	---	1	1	2	9	3	1	6	0	9	4.5
Bayless	2	0	16	3	5	.600	0	0	---	2	3	.667	0	0	0	2	1	0	3	0	8	4.0
Portland	2	0	480	76	156	.487	18	39	.462	55	65	.846	28	63	91	46	48	14	34	15	225	112.5

2008-09 BULLS vs. TRAIL BLAZERS

Player	G	S	Min.	FG	FGA	Pct.	3FG	3At	Pct.	FT	FTA	Pct.	Off	Def	RB	Ast.	PF	St	TO	Bl	Pts.	Avg.
Gooden	2	2	61	14	29	.483	0	0	---	5	6	.833	4	10	14	2	6	2	4	2	33	16.5
Deng	1	0	22	3	10	.300	0	1	.000	8	8	1.000	3	2	5	1	1	3	0	0	14	14.0
Gordon	2	2	61	9	24	.375	1	6	.167	9	11	.818	1	3	4	6	7	1	6	0	28	14.0
Nocioni	2	0	51	6	18	.333	3	9	.333	5	6	.833	3	5	8	3	9	0	2	1	20	10.0
Rose	2	2	72	6	22	.273	0	3	.000	7	9	.778	2	1	3	11	1	2	5	0	19	9.5
Sefolosha	2	1	38	8	12	.667	0	2	.000	1	2	.500	3	7	10	2	4	3	4	0	17	8.5
Hughes	2	1	28	6	11	.545	0	1	.000	0	0	---	1	1	2	0	2	1	3	1	12	6.0
Thomas	2	1	47	2	9	.222	0	0	---	6	9	.667	4	5	9	2	4	2	3	3	10	5.0
Hinrich	1	0	21	2	5	.400	0	2	.000	0	0	---	0	1	1	3	1	1	1	0	4	4.0
Noah	2	0	25	3	5	.600	0	0	---	1	2	.500	5	2	7	0	9	1	2	2	7	3.5
Simmons	1	0	9	1	3	.333	0	0	---	1	2	.500	0	1	1	1	1	0	0	0	3	3.0
Gray	2	1	27	1	5	.200	0	0	---	0	0	---	3	4	7	0	5	1	3	0	2	1.0
Hunter	1	0	18	0	4	.000	0	4	.000	0	0	---	0	0	0	3	5	3	2	0	0	0.0
Chicago	2	0	480	61	157	.389	4	28	.143	43	55	.782	29	42	71	34	55	20	35	9	169	84.5



All-Time Trail Blazers vs. Bulls

1970-71 (1-3)				1976-77 (4-0)				1985-86 (1-1)				1997-98 (1-1)				
10/25	P	116-131	L 0-1	11/24	P	117-115*	W 11-21	11/29	P	122-107	W 26-34	1/29	P	87-100	L 34-50	
1/2	P	113-136	L 0-2	12/28	Chi	84-79	W 12-21	2/21	Chi	96-108	L 26-35	2/25	Chi	106-101	W 35-50	
1/8	Chi	113-115	W 1-3	1/1	P	89-82	W 13-21	1986-87 (1-1)				1998-99				
1/19	Chi	111-123	L 1-3	2/18	Chi	90-87	W 14-21	1/8	Chi	117-121	L 26-36	Did not play each other				
1971-72 (0-6)				1977-78 (3-1)				1987-88 (1-1)				1999-2000 (2-0)				
10/26	P	111-123	L 1-4	11/23	P	116-111	W 15-21	2/26	Chi	104-96	W 28-36	1/3	Chi	88-63	W 36-50	
11/23	Chi	94-130	L 1-5	12/27	Chi	106-115	L 15-22	4/1	P	101-116	L 28-37	2/1	P	91-82	W 37-59	
12/25	P	88-109	L 1-6	1/3	P	92-90	W 16-22	1988-89 (0-2)				2000-01 (2-0)				
12/30	Chi	92-117	L 1-7	2/26	Chi	100-92	W 17-22	2/20	Chi	98-102	L 28-38	1/23	Chi	104-100	W 38-50	
1/15	Chi	100-120	L 1-8	1978-79 (0-4)				3/24	P	113-128	L 28-39	1/30	P	92-81	W 39-50	
2/29	P	92-116	L 1-9	10/15	P	97-108	L 17-23	1989-90 (1-1)				2001-02 (2-0)				
1972-73 (1-5)				11/24	P	99-100	L 17-24	11/21	P	121-110	W 29-39	2/3	P	101-96	W 40-50	
10/27	P	95-118	L 1-10	12/8	Chi	99-100	L 17-25	2/23	Chi	102-113	L 29-40	3/22	Chi	109-93	W 41-50	
12/19	Chi	109-102	W 2-10	2/20	Chi	97-99	L 17-26	1990-91 (2-0)				2002-03 (1-1)				
12/22	P	97-127	L 2-11	1979-80 (3-3)				10/26	P	95-93	W 16-26	12/31	Chi	87-102	L 41-51	
1/16	Chi	89-100	L 2-12	11/10	Chi	94-90	W 19-26	11/10	Chi	94-90	W 19-26	1/31	P	107-94	W 42-51	
2/27	P	110-125	L 2-13	12/7	P	93-95	L 19-27	12/7	P	93-95	L 19-27	2003-04 (2-0)				
3/20	Chi	109-123	L 2-14	12/11	Chi	93-104	L 19-28	1991-92 (0-2)	11/29	P	114-116**	L 31-41	1/9	Chi	87-78	W 43-51
1973-74 (2-4)				3/2	P	110-107	W 20-28	3/1	Chi	91-111	L 31-42	1/31	P	102-95*	W 44-51	
11/10	P	104-106	L 2-15	3/15	Chi	108-110	L 20-29	1992-93 (0-2)				2004-05 (0-2)				
11/20	Chi	101-106	L 2-16	1980-81 (2-0)				12/4	Chi	99-111	L 31-43	1/9	Chi	87-92	L 44-52	
12/30	P	99-92	W 3-16	12/5	P	116-115	W 21-29	2/7	P	91-101	L 31-44	1/31	P	84-97	L 44-53	
1/20	Chi	97-99	L 3-17	1/16	Chi	113-112	W 22-29	1993-94 (2-0)				2005-06 (1-1)				
2/22	Chi	100-117	L 3-18	1981-82 (1-1)				11/18	P	120-98	W 32-44	11/16	P	96-93	W 45-53	
3/1	P	95-91	W 4-18	11/29	P	114-109	W 23-29	3/4	Chi	115-96	W 33-44	3/14	Chi	66-95	L 45-54	
1974-75 (2-2)				2/23	Chi	122-123	L 23-30	1994-95 (1-1)				2006-07 (0-2)				
11/19	P	98-92*	W 5-18	1982-83 (1-1)				2/8	P	116-103	W 34-44	2/3	P	86-88	L 45-55	
12/3	Chi	91-96	L 5-19	2/8	Chi	109-83	W 24-30	3/6	Chi	83-103	L 34-45	3/26	Chi	89-100	L 45-56	
2/4	Chi	90-102	L 5-20	3/18	P	101-117	L 24-31	1995-96 (0-2)				2007-08 (2-0)				
3/6	P	88-82	W 6-20	1983-84 (0-2)				11/11	Chi	106-110	L 34-46	1/3	Chi	115-109**	W 46-56	
1975-76 (4-1)				12/29	Chi	99-100	L 24-32	11/27	P	104-107	L 34-47	2/6	P	100-97	W 47-56	
11/14	P	93-89	W 7-20	3/16	P	155-156****	L 24-33	1996-97 (0-2)				2008-09 (2-0)				
12/6	Chi	90-77	W 8-20	1984-85 (1-1)				2/4	P	84-88	L 34-48	11/19	P	116-74	W 48-56	
2/20	Chi	74-130	L 8-21	11/24	P	141-131	W 25-33	2/22	Chi	89-116	L 34-49	1/12	Chi	109-95	W 49-56	
3/2	P	116-105	W 9-21	1/22	Chi	115-123	L 25-34									
4/9	P	100-88	W 10-21													

* Overtime periods

Series History & Highlights

All-time series record: Bulls lead, 56-49

In Portland: Trail Blazers lead, 30-23

In Chicago: Bulls lead, 33-19

Longest Win Streaks: Trail Blazers (7), Bulls (8)

Biggest Trail Blazers Win: 42 points, 116-74, 11/19/08

Biggest Bulls Win: 56 points, 130-74, 2/20/76

Most Points, Trail Blazers: 155-156, 3/16/84 (4OT); 141-131, 11/24/84

Fewest Points, Trail Blazers: 66-95, 3/14/06

Most Points, Bulls: 156-155, 3/16/84 (4OT); 136-113, 1/2/71

Fewest Points, Bulls: 63-88, 1/3/00 (*Ties all-time low point total by Trail Blazers opponent*)

Overtime Games: (6) Trail Blazers 4, Bulls 2

Individual Bests, Trail Blazers:

Points: 42---Clyde Drexler, 2/26/88

Rebounds: 22---Sidney Wicks, 12/19/72; 22---Bill Walton, 12/6/75

Assists: 15---Kelvin Ransey, 2/23/82; 15---Darnell Valentine, 1/22/85;

15---Terry Porter, 1/29/91 (OT)

Individual Bests, Bulls:

Points: 53---Michael Jordan, 1/8/87

Rebounds: 20---Tom Boerwinkle, 12/30/71; 20---Clifford Ray, 12/30/71;

20---Nate Thurmond, 2/4/75; 20---Mickey Johnson, 2/26/78; 20---Dennis Rodman, 1/29/98

Assists: 17---Michael Jordan, 3/24/89 (*Jordan's career high*)

CLEVELAND CAVALIERS



6101 Brecksville Rd.
Independence, OH 44131
(216) 420-2000
Quicken Loans Arena (20,562)



Mike Brown
Head Coach
5th year
All-time vs. Portland: 6-2 (.750)

Sr. V.P., Communications.....*Tad Carper*
Radio.....*Joe Tait*
Television.....*Fred McLeod, Austin Carr*

Assistant Coaches.....*Hank Egan, Melvin Hunt,*
Chris Jent, Michael Malone
Head Athletic Trainer.....*Max Benton*

2008-09 RESULTS

Cleveland won, 2-0

1/21 at POR - Cleveland 104, Portland 98
3/19 at CLE - Cleveland 97, Portland 92 (OT)

2009-10 MATCHUPS

Friday, Dec. 11 - at Cleveland (5 p.m.)
Sunday, Jan. 10 - at Portland (6 p.m.)
*All Times Pacific

2008-09 TRAIL BLAZERS vs. CAVALIERS

Player	G	S	Min.	FG	FGA	Pct.	3FG	3At	Pct.	FT	FTA	Pct.	Off	Def	RB	Ast.	PF	St	TO	Bl	Pts.	Avg.
Roy	2	2	84	14	39	.359	2	8	.250	17	18	.944	1	8	9	10	4	0	3	1	47	23.5
Aldridge	1	1	41	8	20	.400	0	0	---	5	7	.714	1	2	3	2	0	1	0	1	21	21.0
Frye	1	1	34	7	15	.467	0	1	.000	0	0	---	2	2	4	0	4	0	0	0	14	14.0
Blake	1	1	44	5	10	.500	2	4	.500	0	0	---	1	4	5	7	4	0	1	0	12	12.0
Outlaw	2	1	72	9	26	.346	2	8	.250	2	5	.400	3	7	10	1	1	3	2	22	11.0	
Przybylla	2	1	56	5	8	.625	0	0	---	9	14	.643	6	20	26	0	5	0	2	2	19	9.5
Oden	2	1	38	4	8	.500	0	0	---	9	12	.750	8	9	17	1	11	0	3	2	17	8.5
Batum	1	1	20	3	5	.600	1	3	.333	0	0	---	1	0	1	1	3	0	0	0	7	7.0
Fernandez	2	0	61	4	15	.267	4	12	.333	0	0	---	1	4	5	4	1	0	2	0	12	6.0
Bayless	2	0	23	2	4	.500	0	1	.000	6	6	1.000	0	2	2	1	6	0	1	0	10	5.0
Rodriguez	2	1	32	4	7	.571	1	3	.333	0	0	---	0	3	3	7	4	0	0	0	9	4.5
Portland	2	-	505	65	157	.414	12	40	.300	48	62	.774	24	61	85	34	43	2	18	8	190	95.0

2008-09 CAVALIERS vs. TRAIL BLAZERS

Player	G	S	Min.	FG	FGA	Pct.	3FG	3At	Pct.	FT	FTA	Pct.	Off	Def	RB	Ast.	PF	St	TO	Bl	Pts.	Avg.
James	2	2	89	24	52	.462	3	9	.333	9	15	.600	0	18	18	24	5	2	2	2	60	30.0
M. Williams	2	2	85	16	34	.471	8	18	.444	5	5	1.000	1	8	9	6	7	1	6	0	45	22.5
Ilgauskas	1	1	29	8	13	.615	0	0	---	5	6	.833	1	4	5	0	2	1	0	0	21	21.0
Varejao	2	2	70	8	16	.500	0	0	---	4	6	.667	4	13	17	1	7	0	2	1	20	10.0
Smith	1	0	19	5	5	1.000	0	0	---	2	2	1.000	2	1	3	0	3	0	0	2	12	12.0
West	1	1	41	4	14	.286	0	3	.000	1	2	.500	0	2	2	3	1	0	0	0	9	9.0
Szczerbiak	1	0	23	2	6	.333	2	3	.667	2	2	1.000	4	6	10	2	2	0	1	0	8	8.0
Gibson	2	0	37	4	8	.500	2	4	.500	0	0	---	1	3	4	1	7	0	0	0	10	5.0
Hickson	1	0	13	2	3	.667	0	0	---	1	2	.500	1	1	2	0	4	0	2	0	5	5.0
Wallace	1	1	28	2	3	.667	0	0	---	0	0	---	2	1	3	0	2	0	0	2	4	4.0
Pavlovic	2	1	55	3	9	.333	0	1	.000	1	2	.500	1	5	6	6	11	1	2	0	7	3.5
Jackson	2	0	16	0	1	.000	0	0	---	0	0	---	0	0	0	0	4	0	0	0	0	0.0
Kinsey	1	0	0	0	0	---	0	0	---	0	0	---	0	0	0	0	0	0	0	0	0	0.0
Cleveland	2	-	505	78	164	.476	15	38	.395	30	42	.714	17	62	79	42	57	6	16	7	201	100.5



All-Time Trail Blazers vs. Cavaliers

1970-71 (9-3)				1976-77 (2-2)				1986-87 (1-1)				1998-99			
10/16	P	115-112	W 1-0	12/5	P	93-89	W 17-18	11/26	C	114-118	L 35-26	Did not play each other			
10/20	P	120-98	W 2-0	1/20	C	99-91	W 18-18	3/3	P	127-122	W 36-26	1999-2000 (1-1)			
11/12	P	103-105	L 2-1	2/15	C	96-117	L 18-19	1987-88 (1-1)				11/23	C	100-103	L 49-36
11/14	P	126-116	W 3-1	3/4	P	101-113	L 18-20	12/26	C	117-120	L 36-27	1/12	P	95-75	W 50-36
11/26	C	111-102	W 4-1	1977-78 (4-0)				2/29	P	107-94	W 37-27	2000-01 (1-1)			
12/9	C	109-102	W 5-1	11/19	P	109-67	W 19-20	1988-89 (1-1)				1/16	P	103-83	W 51-36
1/4	C	119-106	W 6-1	12/6	C	116-94	W 20-20	2/24	C	91-128	L 37-38	1/22	C	58-84	L 51-37
1/29	C	104-118	L 6-2	2/9	C	94-88	W 21-20	3/12	P	123-110	W 38-28	2001-02 (2-0)			
2/7	P	112-103	W 7-2	3/4	P	105-100	W 22-20	1989-90 (1-1)				1/7	C	98-72	W 52-37
2/21	P	123-105	W 8-2	1978-79 (4-0)				2/21	C	109-121	L 38-29	1/13	P	96-64	W 53-37
3/21	C	113-110	W 9-2	11/12	P	98-91	W 23-20	2/27	P	118-105	W 39-29	2002-03 (2-0)			
3/23	C	114-122	L 9-3	11/30	C	97-96	W 24-20	1990-91 (2-0)				1/13	P	118-94	W 54-37
1971-72 (2-4)				3/4	P	106-102	W 25-20	12/29	C	120-114	W 40-29	2/2	C	114-95	W 55-37
11/7	C	99-120	L 9-4	3/29	C	120-103	W 26-20	3/11	P	104-96	W 41-29	2003-04 (1-1)			
11/12	P	104-106	L 9-5	1979-80 (2-0)				1991-92 (2-0)				11/1	P	104-85	W 56-37
11/19	P	116-105	W 10-5	11/17	P	102-96	W 27-20	11/1	P	117-106	W 42-29	12/28	C	74-86	L 56-38
12/28	C	111-112	L 6-2	2/24	C	115-100	W 28-20	1/14	C	121-114	W 43-29	2004-05 (0-2)			
1/8	P	125-102	W 11-6	1980-81 (1-1)				1992-93 (2-0)				11/1	C	88-112	L 56-39
2/25	C	104-113	L 11-7	11/2	P	102-96	W 29-20	11/13	P	123-104	W 44-29	12/28	P	83-92	L 56-40
1972-73 (3-1)				1/20	C	94-99	L 29-21	12/4	C	96-94	W 45-29	2005-06 (1-1)			
11/14	P	100-91	W 12-7	1981-82 (1-1)				1993-94 (0-2)				1/15	P	89-87	W 57-40
11/23	C	105-102	W 13-7	2/10	C	105-91	W 30-21	11/16	P	96-101	L 45-30	3/17	C	84-99	L 57-41
12/26	C	102-121	L 13-8	3/5	P	94-99	L 30-22	12/7	C	87-77	L 45-31	2006-07 (1-1)			
3/2	P	106-92	W 14-8	1982-83 (1-1)				1994-95 (1-1)				11/15	C	87-100	L 57-42
1973-74 (0-4)				11/21	P	129-79	W 31-22	11/17	P	80-81	L 45-32	1/17	P	94-76	W 58-42
10/23	C	96-103	L 14-9	2/27	C	92-98	L 31-23	1/27	C	87-77	W 46-32	2007-08 (0-2)			
1/25	P	84-87	L 14-10	1983-84 (1-1)				1995-96 (1-1)				1/30	P	83-84	L 58-43
2/16	P	101-106	L 14-11	11/10	P	115-110	W 32-23	12/30	C	121-124**	L 46-33	3/10	C	80-88	L 58-44
3/19	C	103-107	L 14-12	11/30	C	105-112	L 32-24	1/21	P	88-81	W 47-33	2008-09 (0-2)			
1974-75 (2-2)				1984-85 (1-1)				1996-97 (1-1)				1/21	P	98-104	L 58-45
10/18	P	131-129***	W 15-12	11/27	C	115-106	W 33-24	11/13	C	70-81	L 47-34	3/19	C	92-97*	L 58-46
1/16	C	81-89	L 15-13	3/1	P	103-111	L 33-25	3/14	P	96-73	W 48-34	<i>* Overtime periods</i>			
2/6	C	94-112	L 15-14	1985-86 (2-0)				1997-98 (1-1)							
3/4	P	117-98	W 16-14	11/10	P	110-107	W 34-25	1/20	C	86-84	W 49-34				
1975-76 (0-4)				1/14	C	120-108	W 35-25	3/17	P	82-96	L 49-35				
11/15	P	95-99	L 16-15												
12/2	C	80-91	L 16-16												
2/19	C	94-112	L 16-17												
3/5	P	101-113	L 16-18												

Series History & Highlights

All-time series record: Trail Blazers lead, 58-46

In Portland: Trail Blazers lead, 36-16

In Cleveland: Cavaliers lead, 30-22

Longest Win Streaks: Trail Blazers (11), Cavaliers (4-twice/current)

Biggest Trail Blazers Win: 50 points, 129-79, 11/21/82 (*Trail Blazers largest win margin in franchise history*)

Biggest Cavaliers Win: 37 points, 128-91, 2/24/89

Most Points, Trail Blazers: 131-129, 10/18/74 (4OT); 129-79, 11/21/82

Fewest Points, Trail Blazers: 58-84, 1/22/01 (*All-time low franchise point total*)

Most Points, Cavaliers: 129-131, 10/18/74 (4OT); 128-91, 2/24/89

Fewest Points, Cavaliers: 64-96, 1/13/02

Overtime Games: (3) Cavaliers 2, Trail Blazers 1

Individual Bests, Trail Blazers:

Points: 40---Steve Johnson, 11/26/86

Rebounds: 24---Bill Walton, 10/18/74 (4OT); 22---LeRoy Ellis, 10/16/70

Assists: 17---Rick Adelman, 11/19/71

Individual Bests, Cavaliers:

Points: 43---Bobby Phills, 12/30/95 (2OT); 37---World B. Free, 11/10/83;

37---LeBron James, 1/30/08

Rebounds: 23---Rick Roberson, 11/7/71; 23---Cliff Robinson, 2/27/83

Assists: 20---Bob Washington, 11/7/71

DALLAS MAVERICKS



2500 Victory Ave.
Dallas, TX 75219
(214) 665-4660
American Airlines Center (19,200)



Rick Carlisle
Head Coach
2nd year

All-time vs. Portland: 10-5 (.667)

Director, Basketball Communications Sarah Melton
Radio/Spanish...Chuck Cooperstein, Brad Davis/Victor Villalba
T.V.Mark Followill, Bob Ortegal

Assistant Coaches Darrell Armstrong, Dwane Casey
Monte Mathis, Tom Sterner, Terry Stotts
Head Athletic Trainer Casey Smith

2008-09 RESULTS

Dallas won, 3-0

12/25 at POR - Dallas 102, Portland 94
2/4 at DAL - Dallas 104, Portland 99
3/11 at POR - Dallas 93, Portland 89

2009-10 MATCHUPS

Tuesday, Dec. 22 - at Dallas (5:30 p.m.)

Saturday, Jan. 30 - at Dallas (6 p.m.)

Thursday, March 25 - at Portland (7:30 p.m.)

Friday, April 9 - at Portland (7 p.m.)

*All Times Pacific

2008-09 TRAIL BLAZERS vs. MAVERICKS

Player	G	S	Min.	FG	FGA	Pct.	3FG	3At	Pct.	FT	FTA	Pct.	Off	Def	RB	Ast.	PF	St	TO	Bl	Pts.	Avg.
Roy	3	3	125	25	60	.417	5	10	.500	15	19	.789	3	12	15	11	4	2	10	0	70	23.3
Aldridge	3	3	108	20	35	.571	0	0	---	16	18	.889	2	17	19	6	10	4	3	3	56	18.7
Outlaw	3	0	100	17	36	.472	5	9	.556	7	9	.778	2	8	10	4	5	6	2	0	46	15.3
Blake	2	2	73	10	23	.435	4	10	.400	3	3	1.000	1	4	5	11	3	3	5	0	27	13.5
Fernandez	2	0	53	8	16	.500	4	6	.667	5	6	.833	3	2	5	2	5	0	1	1	25	12.5
Bayless	2	0	43	6	11	.545	0	0	---	2	2	1.000	1	4	5	4	5	0	4	0	14	7.0
Oden	2	2	46	5	12	.417	0	0	---	0	3	0.000	3	6	9	2	6	1	4	0	10	5.0
Rodriguez	3	1	36	6	13	.462	2	5	.400	0	0	---	1	2	3	6	6	2	2	0	14	4.7
Przybylla	3	1	75	4	9	.444	0	0	---	5	9	.556	9	17	26	1	7	1	3	8	13	4.3
Batum	3	3	41	2	5	.400	1	3	.333	2	2	1.000	1	4	5	2	5	1	3	1	7	2.3
Frye	2	0	21	0	3	.000	0	1	.000	0	0	---	0	4	4	0	1	1	1	0	0	0.0
Portland	3	-	720	103	223	.462	21	44	.477	55	71	.775	26	80	106	49	57	21	38	13	282	94.0

2008-09 MAVERICKS vs. TRAIL BLAZERS

Player	G	S	Min.	FG	FGA	Pct.	3FG	3At	Pct.	FT	FTA	Pct.	Off	Def	RB	Ast.	PF	St	TO	Bl	Pts.	Avg.
Nowitzki	3	3	112	30	55	.545	2	7	.286	13	17	.765	2	24	26	6	11	4	9	2	75	25.0
J. Terry	3	0	101	22	51	.431	7	15	.467	12	13	.923	1	6	7	12	7	3	2	1	63	21.0
Howard	2	2	59	17	30	.567	2	5	.400	2	2	1.000	2	4	6	2	7	0	1	0	38	19.0
Bass	3	0	72	16	23	.696	0	0	---	5	5	1.000	4	5	9	1	7	4	3	2	37	12.3
Barea	3	1	65	9	25	.360	1	7	.143	3	3	1.000	5	11	16	9	3	2	3	0	22	7.3
Kidd	3	3	108	7	16	.438	2	8	.250	4	5	.800	6	23	29	30	5	3	7	2	20	6.7
Dampier	3	3	79	9	14	.643	0	0	---	0	0	---	6	12	18	3	5	1	4	5	18	6.0
Wright	3	2	67	6	15	.400	2	5	.400	2	2	1.000	0	1	1	4	9	2	0	0	16	5.3
George	2	1	34	2	4	.500	0	2	.000	2	4	.500	2	1	3	0	5	1	2	1	6	3.0
Singleton	2	0	16	2	5	.400	0	2	.000	0	0	---	1	2	3	0	3	0	1	1	4	2.0
Dip	1	0	8	0	2	.000	0	0	---	0	0	---	2	0	2	1	0	0	1	0	0	0.0
Dallas	3	-	720	120	240	.500	16	51	.314	43	51	.843	31	89	120	68	62	20	35	14	299	99.7



All-Time Trail Blazers vs. Mavericks

1980-81 (4-1)	1987-88 (2-3)	1995-96 (4-0)	2003-04 (1-3)
10/24 P 120-105 W 1-0	11/14 D 116-127 L 19-17	1/27 D 112-103 W 43-26	11/17 D 98-105 L 64-36
11/14 D 106-113 L 1-1	1/19 P 116-120 L 19-18	3/17 P 112-86 W 44-26	12/23 P 97-88 W 65-36
11/23 P 116-96 W 2-1	3/8 D 112-110 W 20-18	3/31 D 115-100 W 45-26	1/17 P 104-108 L 65-37
3/15 P 135-110 W 3-1	3/20 P 105-99 W 21-18	4/11 P 114-99 W 46-26	2/28 D 91-111 L 65-38
3/27 D 123-109 W 4-1	3/25 D 101-106 L 21-19		
1981-82 (3-2)	1988-89 (2-2)	1996-97 (3-1)	2004-05 (0-4)
11/10 P 117-95 W 5-1	1/15 D 108-111 L 21-20	12/20 P 107-77 W 47-26	11/26 D 83-92 L 65-39
12/19 D 95-102 L 5-2	2/7 P 134-125 W 22-20	1/4 D 110-104 W 48-26	1/26 P 88-95 L 65-40
1/16 D 110-103 W 6-2	3/2 D 92-99 L 22-21	3/7 P 80-69 W 49-26	3/17 D 94-98 L 65-41
3/10 D 102-104 L 6-3	3/20 P 112-91 W 23-21	4/8 D 82-87 L 49-27	4/17 P 90-102 L 65-42
3/21 P 109-101 W 7-3			
1982-83 (2-3)	1989-90 (4-0)	1997-98 (4-0)	2005-06 (0-4)
12/18 P 108-105 W 8-3	11/10 D 99-91 W 24-21	1/8 D 101-94 W 50-27	1/3 D 81-95 L 65-43
1/20 D 112-121 L 8-4	2/29 D 144-140*** W 25-21	11/17 P 120-75 W 51-27	1/22 P 89-95* L 65-44
2/6 P 105-112 L 8-5	2/3 P 131-100 W 26-21	4/3 P 109-102 W 52-27	3/7 D 87-93 L 65-45
2/25 D 117-133 L 8-6	4/13 P 124-92 W 27-21	4/7 D 99-91 W 53-27	3/9 P 92-109 L 65-46
4/2 P 110-98 W 9-6			
1983-84 (3-2)	1990-91 (3-1)	1998-99 (3-0)	2006-07 (0-3)
11/2 D 117-123 L 9-7	12/14 P 106-104 W 28-21	2/15 P 99-84 W 54-27	11/12 P 96-103 L 65-47
1/13 D 110-113 L 9-8	1/9 D 99-109 L 28-22	3/15 D 106-91 W 55-27	1/10 D 74-99 L 65-48
1/17 P 121-114 W 10-8	2/19 P 107-100 W 29-22	4/17 D 102-92 W 56-27	4/7 D 74-86 L 65-49
2/7 P 101-85 W 11-8	4/7 D 110-92 W 30-22		
4/3 D 91-88 W 11-8	1991-92 (4-0)	1999-2000 (2-2)	2007-08 (2-2)
	12/26 P 113-88 W 31-22	1/10 P 107-94 W 57-27	11/10 P 91-82 W 66-49
	2/6 D 103-98 W 32-22	1/15 D 105-113 L 57-28	11/30 D 80-91 L 66-50
	3/24 P 109-83 W 33-22	3/30 P 96-85 W 58-28	2/13 D 76-96 L 66-51
	4/15 D 100-94 W 34-22	4/11 D 81-92 L 58-29	4/12 P 108-105 W 67-51
1984-85 (1-4)	1992-93 (4-0)	2000-01 (2-2)	2008-09 (0-3)
11/13 P 94-101 L 12-9	12/30 P 111-92 W 35-22	11/30 P 95-84 W 59-29	12/25 P 94-102 L 67-52
1/8 P 102-108 L 12-10	1/5 D 109-95 W 36-22	12/20 D 101-106 L 59-30	2/4 D 99-104 L 67-53
1/13 D 101-124 L 12-11	3/10 D 124-96 W 37-22	3/20 D 96-88 W 60-30	3/11 P 89-93 L 67-54
2/20 D 98-104 L 12-12	4/8 P 126-107 W 38-22	3/28 P 84-94 L 60-31	
4/12 P 131-111 W 13-12			
1985-86 (3-2)	1993-94 (3-1)	2001-02 (2-2)	<i>* Overtime periods</i>
11/6 D 111-109 W 14-12	11/21 P 103-90 W 39-22	12/11 D 103-105 L 60-32	
12/27 D 142-133* W 15-12	12/14 D 100-93* W 40-22	2/13 P 114-103 W 61-32	
2/6 P 111-115 L 15-13	2/15 D 106-103 W 41-22	3/14 P 132-106 W 62-32	
3/7 P 125-114 W 16-13	4/12 P 107-108 L 41-23	4/9 D 88-103 L 62-33	
3/14 D 118-129 L 16-14			
1986-87 (3-2)	1994-95 (1-3)	2002-03 (2-2)	
11/7 P 120-113* W 17-14	11/22 D 91-101 L 41-24	11/11 D 73-82 L 62-34	
12/10 D 129-130 L 17-15	12/23 P 118-92 W 42-24	12/4 P 88-103 L 62-35	
12/14 P 134-100 W 18-15	2/14 D 90-95 L 42-25	1/26 D 100-93 W 63-35	
2/1 P 133-117 W 19-15	4/15 P 90-102 L 42-26	3/28 P 112-95 W 64-35	
2/10 D 115-135 L 19-16			

Series History & Highlights

All-time series record: Trail Blazers lead, 67-54

In Portland: Trail Blazers lead, 43-17

In Dallas: Mavericks lead, 37-24

Longest Win Streaks: Trail Blazers (13), Mavericks (13)

Biggest Trail Blazers Win: 45 points, 120-75, 11/17/97

Biggest Mavericks Win: 23 points, 124-101, 1/31/85

Most Points, Trail Blazers: 144-140, 12/29/89 (3OT); 135-110, 3/15/81

Fewest Points, Trail Blazers: 73-82, 11/11/02

Most Points, Mavericks: 140-144, 12/29/89 (3OT); 135-115, 2/10/87

Fewest Points, Mavericks: 69-80, 3/7/97

Overtime Games: (5) Trail Blazers 4, Mavericks 1

Individual Bests, Trail Blazers:

Points: 41---Clyde Drexler, 3/14/86

Rebounds: 21---Kenny Carr, 12/14/86

Assists: 17---Terry Porter, 11/14/87

Individual Bests, Mavericks:

Points: 44---Mark Aguirre, 2/6/83

Rebounds: 27---James Donaldson, 12/29/89 (3OT); 22---Shawn Bradley, 4/7/98

Assists: 15---Derek Harper, 12/10/86

DENVER NUGGETS



1000 Chopper Circle
Denver, CO 80204
(303) 405-1100
Pepsi Center (19,155)



George Karl
Head Coach
6th year

All-time vs. Portland: 43-31 (.581)

Director, Media Relations Tim Gelt
Radio Jerry Schemmel, Jason Kosmicki
Television Chris Marlowe, Scott Hastings

Assistant Coaches Adrian Dantley, Tim Grgurich,
John Welch
Head Athletic Trainer Jim Gillen

2008-09 RESULTS

Series tied, 2-2

12/22 at DEN - Denver 97, Portland 89
12/23 at POR - Portland 101, Denver 92
3/5 at DEN - Denver 106, Portland 90
4/15 at POR - Portland 104, Denver 76

2009-10 MATCHUPS

Thursday, Oct. 29 - at Portland (7:30 p.m.)
Friday, Dec. 25 - at Portland (7:30 p.m.)
Sunday, March 7 - at Denver (7:30 p.m.)
Thursday, April 1 - at Denver (7:30 p.m.)
*All Times Pacific

2008-09 TRAIL BLAZERS vs. NUGGETS

Player	G	S	Min.	FG	FGA	Pct.	3FG	3At	Pct.	FT	FTA	Pct.	Off	Def	RB	Ast.	PF	St	TO	Bl	Pts.	Avg.
Aldridge	4	4	148	27	55	.491	0	2	.000	15	16	.938	6	15	21	9	8	5	7	3	69	17.3
Outlaw	4	0	108	22	40	.550	6	14	.429	6	10	.600	1	13	14	2	7	0	6	5	56	14.0
Roy	4	4	133	20	47	.426	1	7	.143	14	20	.700	3	12	15	18	8	6	7	1	55	13.8
Fernandez	4	0	87	16	33	.485	13	25	.520	5	7	.714	2	6	8	10	7	4	5	0	50	12.5
Blake	4	4	135	17	39	.436	12	25	.480	2	2	1.000	2	9	11	15	7	4	11	0	48	12.0
Przybilla	4	2	111	9	15	.600	0	0	---	10	11	.909	12	35	47	1	12	2	2	4	28	7.0
Oden	3	2	50	7	12	.583	0	0	---	6	8	.750	2	7	9	2	13	0	1	3	20	6.7
Frye	4	0	45	7	14	.500	2	3	.667	1	2	.500	2	7	9	3	8	2	3	0	17	4.3
Rodriguez	4	0	47	6	15	.400	1	4	.250	3	3	1.000	0	2	2	20	5	4	7	0	16	4.0
Batum	4	4	58	6	15	.400	1	6	.167	2	4	.500	1	7	8	3	7	1	3	0	15	3.8
Diogu	1	0	9	1	3	.333	0	0	---	1	2	.500	2	1	3	0	2	0	2	1	3	3.0
Bayless	3	0	23	2	8	.250	0	0	---	3	4	.750	0	3	3	2	3	0	3	0	7	2.3
Ruffin	2	0	8	0	3	.000	0	0	---	0	0	---	2	0	2	0	1	0	0	0	0	0.0
Portland	4	4	- 960	140	299	.468	36	86	.419	68	89	.764	35	117	152	85	88	28	57	17	384	96.0

2008-09 NUGGETS vs. TRAIL BLAZERS

Player	G	S	Min.	FG	FGA	Pct.	3FG	3At	Pct.	FT	FTA	Pct.	Off	Def	RB	Ast.	PF	St	TO	Bl	Pts.	Avg.
Anthony	2	2	68	19	44	.432	1	6	.167	11	12	.917	2	6	8	3	3	3	4	1	50	25.0
Hilario	4	4	143	24	37	.649	0	0	---	14	16	.875	18	21	39	10	12	8	8	4	62	15.5
Kleiza	4	0	105	21	39	.538	10	15	.667	10	13	.769	5	11	16	0	5	0	3	0	62	15.5
Billups	4	4	155	17	51	.333	5	15	.333	20	23	.870	4	10	14	26	6	4	5	0	59	14.8
Smith	4	3	117	16	36	.444	3	14	.214	8	11	.727	2	18	20	10	10	2	6	0	43	10.8
Martin	3	3	99	12	31	.387	0	3	.000	8	14	.571	5	17	22	5	10	6	6	4	32	10.7
Andersen	4	0	88	11	22	.500	0	0	---	6	7	.857	6	10	16	0	13	0	7	13	28	7.0
Carter	3	0	55	6	16	.375	1	4	.250	2	2	1.000	4	4	8	8	6	2	8	1	15	5.0
Jones	4	3	69	5	19	.263	0	0	---	2	2	1.000	2	4	6	3	12	3	5	1	12	3.0
Hart	2	0	7	2	2	1.000	0	0	---	1	2	.500	0	0	0	1	1	0	1	0	5	2.5
Balkman	1	0	7	1	3	.333	0	0	---	0	0	---	0	0	0	0	0	1	0	0	2	2.0
Petro	2	1	21	0	3	.000	0	0	---	1	2	.500	1	3	4	4	4	0	1	0	1	0.5
Atkins	2	0	26	0	3	.000	0	2	.000	0	0	---	0	1	1	4	1	1	2	0	0	0.0
Weems	1	0	1	0	0	---	0	0	---	0	0	---	0	0	0	0	0	0	0	0	0	0.0
Denver	4	4	- 960	134	306	.438	20	59	.339	83	104	.798	49	105	154	74	83	30	58	24	371	92.8



All-Time Trail Blazers vs. Nuggets

1976-77 (2-2)				1984-85 (1-4)				1992-93 (3-1)				2001-02 (2-2)			
12/17	P	127-105	W 1-0	11/8	D	125-128	L 23-16	11/8	P	123-104	W 43-32	11/23	P	97-90	W 67-43
1/26	D	107-103	W 2-0	12/11	D	122-123	L 23-17	12/16	D	100-99	W 44-32	2/5	D	96-97	L 67-44
2/8	P	111-119	L 2-1	1/19	P	120-123	L 23-18	1/12	P	109-100	W 45-32	2/23	P	101-90	W 68-44
2/19	D	124-133	L 2-2	3/30	D	117-129	L 23-19	3/4	D	88-103	L 45-33	3/9	D	106-109*	L 68-45
1977-78 (1-3)				1985-86 (2-3)				1993-94 (3-1)				2002-03 (2-2)			
10/26	D	108-111	L 2-3	12/19	D	118-123	L 24-20	11/23	P	109-94	W 46-33	11/2	P	79-96	L 68-46
2/12	P	101-103	L 2-4	12/22	P	121-114	W 25-20	11/26	D	101-112	L 46-34	1/10	D	81-82	L 68-47
2/17	D	105-112	L 2-5	2/4	D	118-119	L 25-21	1/18	D	104-103*	W 47-34	1/28	D	98-92	W 69-47
4/7	P	97-93	W 3-5	2/24	P	113-119	L 25-22	2/27	P	104-97	W 48-34	2/26	D	94-84	W 70-47
1978-79 (3-1)				1986-87 (2-3)				1994-95 (1-3)				2003-04 (0-4)			
10/18	D	113-125	L 3-6	11/20	D	128-142	L 26-23	12/29	P	104-93	W 49-34	1/2	P	96-106	L 70-48
12/15	D	116-113	W 4-6	1/3	P	116-108	W 27-23	12/30	D	114-118	L 49-35	2/2	D	97-116	L 70-49
12/17	P	123-110	W 5-6	1/19	D	116-118	L 27-24	3/18	D	90-110	L 49-36	2/12	P	98-107	L 70-50
1/30	P	82-76	W 6-6	4/14	D	114-142	L 28-25	3/28	P	98-102	L 49-37	4/10	D	100-110*	L 70-51
1979-80 (4-2)				1987-88 (3-2)				1995-96 (4-1)				2004-05 (1-3)			
10/14	P	109-83	W 7-6	12/12	D	113-126	L 28-26	1/13	D	118-117	W 50-37	2/2	P	97-94	W 71-51
10/24	D	88-87	W 8-6	1/22	P	126-106	W 29-26	1/16	P	87-69	W 51-37	3/7	D	98-111	L 71-52
12/15	P	106-98	W 9-6	2/12	P	120-105	W 30-26	2/22	P	107-78	W 52-37	4/2	P	97-103	L 71-53
12/19	D	106-114	L 9-7	3/17	D	115-116*	L 30-27	4/5	D	97-91	W 53-37	4/19	D	115-119	L 71-54
1/26	D	96-100	L 9-8	4/22	P	141-135*	W 31-27	1996-97 (4-0)				2005-06 (0-4)			
3/7	P	113-104	W 10-8	1988-89 (2-2)				11/23	P	105-65	W 54-37	1/14	D	68-107	L 71-55
1980-81 (3-2)				11/10	D	115-135	L 31-28	12/5	D	115-104	W 55-37	1/25	P	94-97	L 71-56
11/15	D	123-125	L 10-9	11/13	P	132-143	L 31-29	4/7	D	110-104	W 56-37	2/4	D	104-105	L 71-57
11/18	P	122-103	W 11-9	12/9	D	127-124	W 32-29	4/16	P	107-63	W 57-37	4/10	P	98-110	L 71-58
1/1	P	122-119	W 12-9	1/10	P	120-114	W 33-29	1997-98 (2-2)				2006-07 (1-3)			
2/13	D	143-162	L 12-10	1989-90 (2-2)				1/18	P	94-82	W 58-37	1/14	P	93-109	L 71-59
3/10	D	142-137	W 13-10	12/2	D	113-146	L 33-30	2/15	P	117-82	W 59-37	1/31	P	100-91	W 72-59
1981-82 (3-2)				1/16	P	120-115	W 34-30	3/14	D	82-92	L 59-38	2/2	D	107-114*	L 72-60
11/8	P	120-116	W 14-10	4/14	P	127-137	L 35-31	4/17	D	101-109	L 59-39	3/13	D	99-107	L 72-61
12/1	D	121-113	W 15-10	1990-91 (4-0)				1998-99 (3-0)				2007-08 (2-2)			
1/8	P	121-124	L 15-11	11/15	P	155-129	W 36-31	2/17	P	100-85	W 60-39	1/14	D	93-110	L 72-62
4/2	D	121-127	L 15-12	11/17	D	143-112	W 37-31	4/26	P	93-77	W 61-39	12/16	D	116-105	W 73-62
4/6	P	136-122	W 16-12	12/23	P	132-101	W 38-31	5/2	D	110-102	D 62-39	12/21	P	99-96	W 74-62
1982-83 (3-2)				2/21	D	122-111	W 39-31	1999-2000 (2-2)				2/4	P	103-105*	L 74-63
11/12	D	128-111	W 17-12	1991-92 (3-1)				11/15	P	95-83	W 63-39	2008-09 (2-2)			
1/2	P	122-104	W 18-12	11/12	P	120-82	W 40-31	1/15	P	92-78	L 64-39	12/22	D	89-97	L 74-64
1/28	D	109-118	L 18-13	12/16	D	111-122	L 40-32	11/12	D	92-78	L 64-40	12/23	P	101-92	W 75-64
3/4	P	138-142	L 18-14	2/11	P	121-112	W 41-32	12/20	D	88-97	L 64-41	3/5	D	90-106	L 75-65
3/20	D	118-106	W 19-14	3/4	D	129-100	W 42-32	4/19	P	95-96	L 64-41	4/15	P	104-76	W 76-65
1983-84 (4-1)				2000-01 (2-2)				2000-01 (2-2)				2008-09 (2-2)			
11/22	P	156-116	W 20-14	11/12	P	120-82	W 40-31	11/9	P	107-91	W 65-41	12/22	D	89-97	L 74-64
12/16	D	119-115	W 21-14	12/16	D	111-122	L 40-32	12/22	D	96-116	L 65-42	12/23	P	101-92	W 75-64
1/6	P	144-129	W 22-14	2/11	P	121-112	W 41-32	2/20	P	104-94	W 66-42	3/5	D	90-106	L 75-65
2/10	P	123-117	W 23-14	3/4	D	129-100	W 42-32	4/3	D	92-94	L 66-43	4/15	P	104-76	W 76-65
3/11	D	123-149	L 23-15												

* Overtime periods

Series History & Highlights

All-time series record: Trail Blazers lead, 76-65

In Portland: Trail Blazers lead, 53-18

In Denver: Nuggets lead, 47-23

Longest Win Streaks: Trail Blazers (10), Nuggets (8)

Biggest Trail Blazers Win: 44 points, 107-63, 4/16/97

Biggest Nuggets Win: 39 points, 107-68, 11/4/05

Most Points, Trail Blazers: 156-116, 11/22/83 (*Equals most points scored by Trail Blazers*)

Fewest Points, Trail Blazers: 68-107, 11/4/05

Most Points, Nuggets: 162-143, 2/13/81 (*Most points scored by a Trail Blazers opponent*)

Fewest Points, Nuggets: 63-107, 4/16/97 (*Equals lowest all-time total by a Trail Blazers opponent*)

Overtime Games: (8) Nuggets 5, Trail Blazers 3

Individual Bests, Trail Blazers:

Points: 47---Darius Miles, 4/19/05

Rebounds: 20---Maurice Lucas, 2/19/77; 20---Jerome Kersey 2/12/88;

20---Arvydas Sabonis, 1/18/97

Assists: 16---Terry Porter, 1/26/87 (OT); 16---Rod Strickland, 1/13/96

Individual Bests, Nuggets:

Points: 45---Alex English, 11/8/84

Rebounds: 19---Dikembe Mutombo, 1/12/93

Assists: 16---Lafayette Lever, 3/30/85; 16---Nick Van Exel, 2/5/02



DETROIT PISTONS



6 Championship Dr.
Auburn Hills, MI 48326
(248) 377-0100
The Palace of Auburn Hills (22,076)



John Kuester
Head Coach
1st year

All-time vs. Portland: 0-0 (.000)

V.P., Public Relations Matt Dobek
Radio George Blaha, Mark Champion, Rick Mahorn
Television George Blaha, Greg Kelsner

Assistant Coaches Brian Hill, Pat Sullivan,
Darrell Walker
Head Athletic Trainer Mike Abdenour

2008-09 RESULTS

Portland won, 2-0

11/30 at DET - Portland 96, Detroit 85
1/7 at POR - Portland 84, Detroit 83

2009-10 MATCHUPS

Wednesday, Nov. 18 - at Portland (7 p.m.)

Saturday, Jan. 23 - at Detroit (4:30 p.m.)
*All Times Pacific

2008-09 TRAIL BLAZERS vs. PISTONS

Player	G	S	Min.	FG	FGA	Pct.	3FG	3At	Pct.	FT	FTA	Pct.	Off	Def	RB	Ast.	PF	St	TO	Bl	Pts.	Avg.
Aldridge	2	2	84	22	40	.550	0	1	.000	9	12	.750	5	5	10	4	3	2	2	1	53	26.5
Roy	1	1	33	7	13	.538	1	2	.500	4	5	.800	2	2	4	5	3	0	0	0	19	19.0
Blake	2	2	70	8	19	.421	3	6	.500	1	1	1.000	1	4	5	17	5	1	4	0	20	10.0
Outlaw	2	0	51	8	15	.533	2	3	.667	2	2	1.000	0	3	3	1	3	0	3	2	20	10.0
Bayless	1	0	17	2	6	.333	0	1	.000	4	4	1.000	0	0	0	2	1	2	0	0	8	8.0
Fernandez	2	1	48	6	14	.429	4	6	.667	0	0	---	0	2	2	3	2	2	2	2	16	8.0
Oden	2	2	43	5	7	.714	0	0	---	5	7	.714	2	12	14	2	9	1	3	3	15	7.5
Rodriguez	2	0	27	4	6	.667	1	1	1.000	3	6	.500	1	2	3	3	4	0	5	0	12	6.0
Batum	2	2	51	4	10	.400	2	5	.400	0	0	---	3	7	10	5	2	0	1	1	10	5.0
Przybilla	2	0	47	1	2	.500	0	0	---	3	8	.375	1	8	9	1	5	2	1	2	5	2.5
Frye	2	0	10	1	3	.333	0	0	---	0	0	---	2	1	3	1	1	0	0	0	2	1.0
Portland	2	-	480	68	135	.504	13	25	.520	31	45	.689	17	46	63	44	38	10	22	11	180	90.0

2008-09 PISTONS vs. TRAIL BLAZERS

Player	G	S	Min.	FG	FGA	Pct.	3FG	3At	Pct.	FT	FTA	Pct.	Off	Def	RB	Ast.	PF	St	TO	Bl	Pts.	Avg.
Hamilton	1	1	34	6	12	.500	0	0	---	6	6	1.000	1	1	2	4	0	0	1	0	18	18.0
Prince	2	2	66	17	29	.586	0	3	.000	2	2	1.000	4	7	11	3	0	1	1	1	36	18.0
Stuckey	2	1	65	9	24	.375	0	4	.000	10	13	.769	1	8	9	12	4	2	11	1	28	14.0
Iverson	2	2	76	8	28	.286	0	1	.000	7	10	.700	0	3	3	10	4	1	5	0	23	11.5
Wallace	1	1	39	4	12	.333	3	7	.429	0	0	---	0	1	1	3	3	2	1	1	11	11.0
Brown	2	2	53	6	7	.857	0	0	---	3	7	.429	3	3	6	0	4	1	1	3	15	7.5
Johnson	2	1	41	6	7	.857	0	0	---	0	0	---	5	8	13	2	10	0	2	0	12	6.0
Maxiell	2	0	26	4	7	.571	0	0	---	1	2	.500	1	4	5	1	3	3	1	0	9	4.5
McDyess	1	0	28	2	6	.333	0	0	---	0	0	---	3	10	13	1	5	1	0	0	4	4.0
Afflalo	2	0	33	2	5	.400	1	1	1.000	2	3	.667	1	2	3	1	4	0	1	1	7	3.5
Herrmann	2	0	20	2	4	.500	1	3	.333	0	0	---	0	3	3	1	4	0	0	0	5	2.5
Detroit	2	-	480	66	141	.468	5	19	.263	31	43	.721	19	50	69	38	41	11	26	7	168	84.0



All-Time Trail Blazers vs. Pistons

1970-71 (1-3)

12/15	P	103-111	L	0-1
1/22	D	123-112	W	1-1
3/2	D	122-128	L	1-2
3/12	P	129-133	L	1-3

1971-72 (2-2)

10/19	P	99-101	L	1-4
11/10	D	122-139	L	1-5
12/7	D	131-130*	W	2-5
12/19	P	114-113	W	3-5

1972-73 (0-6)

10/29	P	111-119	L	3-6
11/28	D	116-120	L	3-7
1/7	P	96-101	L	3-8
1/15	D	101-112	L	3-9
3/4	P	109-113	L	3-10
3/21	D	109-122	L	3-11

1973-74 (1-5)

10/27	P	91-111	L	3-12
11/14	D	111-108	W	4-12
12/8	D	91-108	L	4-13
1/23	D	95-121	L	4-14
2/5	P	102-104	L	4-15
3/3	P	95-99	L	4-16

1974-75 (1-3)

10/19	P	98-122	L	4-17
12/21	P	108-97	W	5-17
1/22	D	94-96	L	5-18
3/4	D	107-110	L	5-19

1975-76 (3-2)

11/19	D	114-120	L	5-20
12/13	P	101-91	W	6-20
1/16	D	11-104	W	7-20
3/14	P	114-103	W	8-20
3/27	D	94-112	L	8-21

1976-77 (2-2)

10/30	P	131-97	W	9-21
12/29	D	111-120	L	9-22
2/16	D	118-125	L	9-23
4/5	P	110-105	W	10-23

1977-78 (3-1)

11/20	P	118-101	W	11-23
12/28	D	111-106	W	12-23
1/7	P	109-105	W	13-23
3/24	D	95-107	L	13-24

1978-79 (3-1)

10/31	P	112-96	W	14-24
1/5	P	98-96	W	15-24
1/11	D	101-104	L	15-25
2/25	D	126-119*	W	16-25

1979-80 (2-0)

1/6	P	110-102	W	17-25
2/23	D	130-107	W	18-25

1980-81 (2-0)

1/6	P	110-90	W	19-25
2/19	D	115-106	W	20-25

1981-82 (2-0)

12/13	P	105-99	W	21-25
2/13	D	128-120	W	22-25

1982-83 (1-1)

11/26	D	118-132*	L	22-26
3/29	P	114-107	W	23-26

1983-84 (1-1)

12/9	P	123-117	W	24-26
12/27	D	100-140	L	24-27

1984-85 (1-1)

11/28	D	113-120	L	24-28
3/19	P	143-123	W	25-28

1985-86 (1-1)

2/22	D	106-113	L	25-29
3/16	P	119-109	W	26-29

1986-87 (2-0)

2/27	D	123-111	W	27-29
3/31	P	113-111	W	28-29

1987-88 (1-1)

12/8	D	117-127	L	28-30
1/24	P	119-111	W	29-30

1988-89 (1-1)

2/22	D	94-105	L	29-31
4/4	P	118-100	W	30-31

1989-90 (1-1)

11/26	P	102-82	W	31-31
1/13	D	106-111	L	31-32

1990-91 (1-1)

11/9	P	113-101	W	32-32
1/11	D	96-100*	L	32-33

1991-92 (0-2)

12/13	P	103-113	L	32-34
1/10	D	81-86	L	32-35

1992-93 (1-1)

11/22	P	115-90	W	33-35
3/31	D	111-120	L	33-36

1993-94 (2-0)

11/14	P	114-111	W	34-36
3/2	D	131-107	W	35-36

1994-95 (2-0)

11/20	P	98-96	W	36-36
1/26	D	106-89	W	37-36

1995-96 (0-2)

11/8	D	100-107*	L	37-37
2/25	P	81-93	L	37-38

1996-97 (1-1)

11/14	P	95-86	W	38-38
1/29	D	93-87	L	38-39

1997-98 (2-0)

11/10	P	86-82	W	39-39
11/20	D	93-87	W	40-39

1998-99

Did not play each other

1999-2000 (1-1)

3/11	D	99-94	W	41-39
3/22	P	95-104	L	41-40

2000-01 (2-0)

12/9	P	114-93	W	42-40
1/14	D	103-96	W	43-40

2001-02 (2-0)

11/11	D	100-98	W	44-40
12/21	P	83-81	W	45-40

2002-03 (2-0)

12/30	D	85-74	W	46-40
3/3	P	103-86	W	47-40

2003-04 (0-2)

12/31	D	71-78	L	47-41
3/4	P	68-83	L	47-42

2004-05 (1-1)

12/18	D	75-74	W	48-42
3/1	P	93-103	L	48-43

2005-06 (0-2)

11/11	P	81-84	L	48-44
12/20	D	89-93	L	48-45

2006-07 (1-1)

12/5	D	88-85	W	49-45
3/14	P	75-87	L	49-46

2007-08 (1-1)

11/13	P	102-94	W	50-46
2/8	D	82-91	L	50-47

2008-09 (2-0)

11/30	D	96-85	W	51-47
1/7	P	84-83	W	52-47

* Overtime periods

Series History & Highlights

All-time series record: Trail Blazers lead, 52-47

In Portland: Trail Blazers lead, 32-17

In Detroit: Pistons lead, 30-20

Longest Win Streaks: Trail Blazers (7), Pistons (7)

Biggest Trail Blazers Win: 34 points, 131-97, 10/30/76

Biggest Pistons Win: 40 points, 140-100, 12/27/83

Most Points, Trail Blazers: 143-123, 3/19/85

Fewest Points, Trail Blazers: 68-83, 3/4/04

Most Points, Pistons: 140-100, 12/27/83

Fewest Points, Pistons: 74-85, 12/30/02; 74-75, 3/1/05

Overtime Games: (5) Pistons 3, Trail Blazers 2

Individual Bests, Trail Blazers:

Points: 41---Geoff Petrie, 3/2/71

Rebounds: 22---Sidney Wicks, 12/8/73

Assists: 16---Rod Strickland, 3/2/94

Individual Bests, Pistons:

Points: 48---Bob Lanier, 11/28/72

Rebounds: 25---Bob Lanier, 1/7/73; 25---Dennis Rodman, 12/13/91

Assists: 18---Isiah Thomas, 3/19/85

GOLDEN STATE WARRIORS



1011 Broadway
Oakland, CA 94607
(510) 986-2200
ORACLE Arena (19,596)



Don Nelson
Head Coach
11th year

All-time vs. Portland: 51-52 (.495)

Executive Director, Public RelationsRaymond Ridder
Radio Tim Royce
TelevisionJim Barnett, Bob Fitzgerald

Assistant CoachesStephen Silas, Keith Smart,
Russell Turner
Head Athletic Trainer Tom Abdenour

2008-09 RESULTS

Golden State won, 2-1

11/18 at GS - Golden State 111, Portland 106
1/10 at POR - Portland 113, Golden State 100
2/12 at GS - Golden State 105, Portland 98

2009-10 MATCHUPS

Friday, Nov. 20 - at Golden State (7:30 p.m.)
Saturday, Jan. 2 - at Portland (7 p.m.)
Thursday, March 11 - at Golden State (7:30 p.m.)
Wednesday, April 14 - at Portland (7:30 p.m.)
*All Times Pacific

2008-09 TRAIL BLAZERS vs. WARRIORS

Player	G	S	Min.	FG	FGA	Pct.	3FG	3At	Pct.	FT	FTA	Pct.	Off	Def	RB	Ast.	PF	St	TO	Bl	Pts.	Avg.
Roy	3	3	113	29	50	.580	6	9	.667	14	21	.667	4	8	12	16	8	8	7	0	78	26.0
Aldridge	3	3	94	21	38	.553	0	0	---	8	8	1.000	11	3	14	7	15	2	8	4	50	16.7
Oden	3	2	74	16	25	.640	0	0	---	8	11	.727	10	19	29	4	13	2	10	2	40	13.3
Outlaw	3	0	96	14	39	.359	3	10	.300	9	12	.750	3	18	21	5	6	1	5	5	40	13.3
Fernandez	3	0	87	11	25	.440	6	15	.400	6	6	1.000	4	5	9	14	12	4	6	1	34	11.3
Blake	2	2	58	7	17	.412	4	6	.667	3	3	1.000	0	4	4	6	2	3	3	0	21	10.5
Rodriguez	3	1	64	9	23	.391	2	5	.400	6	6	1.000	1	5	6	10	7	8	8	0	26	8.7
Przybylla	3	1	55	5	9	.556	0	0	---	2	4	.500	6	9	15	0	8	0	3	2	12	4.0
Batum	3	3	44	4	13	.308	1	6	.167	1	2	.500	6	6	12	3	3	0	2	3	10	3.3
Bayless	3	0	26	1	6	.167	1	2	.500	3	4	.750	1	1	2	0	5	1	4	0	6	2.0
Frye	2	0	9	0	2	.000	0	0	---	0	0	---	0	1	1	1	1	0	0	1	0	0.0
Portland	3	-	720	117	247	.474	23	53	.434	60	77	.779	46	79	125	66	80	29	56	18	317	105.7

2008-09 WARRIORS vs. TRAIL BLAZERS

Player	G	S	Min.	FG	FGA	Pct.	3FG	3At	Pct.	FT	FTA	Pct.	Off	Def	RB	Ast.	PF	St	TO	Bl	Pts.	Avg.
Maggette	3	1	102	23	45	.511	4	9	.444	19	23	.826	3	11	14	7	10	6	7	2	69	23.0
Ellis	1	1	44	7	16	.438	1	1	1.000	5	6	.833	0	2	2	3	3	3	4	0	20	20.0
Jackson	2	2	85	10	32	.313	2	6	.333	18	18	1.000	4	8	12	14	5	2	10	3	40	20.0
Crawford	2	2	76	8	25	.320	2	10	.200	13	14	.929	0	6	6	5	2	5	0	31	15.5	
Azubuike	3	3	97	15	30	.500	2	5	.400	10	10	1.000	3	9	12	2	9	3	4	2	42	14.0
Biedrins	2	2	67	9	14	.643	0	0	---	9	12	.750	6	9	15	5	8	1	3	4	27	13.5
Morrow	2	1	49	8	13	.615	4	5	.800	5	5	1.000	1	5	6	3	2	1	2	0	25	12.5
Turialf	3	1	59	10	15	.667	0	0	---	6	6	1.000	9	10	19	10	9	1	1	3	26	8.7
Watson	3	0	69	8	17	.471	1	2	.500	2	2	1.000	1	4	5	5	3	7	0	19	6.3	
Randolph	2	1	25	3	7	.429	0	0	---	3	4	.750	3	10	13	0	5	1	1	0	9	4.5
Wright	1	0	8	2	5	.400	0	0	---	0	0	---	1	2	3	0	4	0	0	0	4	4.0
Belinelli	2	1	28	2	8	.250	0	2	.000	0	0	---	1	2	3	3	2	1	2	0	4	2.0
Davidson	1	0	4	0	1	.000	0	0	---	0	0	---	0	0	0	0	0	0	1	0	0	0.0
Kurz	1	0	7	0	3	.000	0	0	---	0	0	---	2	0	2	0	2	0	0	0	0	0.0
Golden St.	3	-	720	105	231	.455	16	40	.400	90	100	.900	34	78	112	57	66	24	47	14	316	105.3



All-Time Trail Blazers vs. Warriors

1970-71 (1-3)

10/24	SF	115-118	L	0-1
11/6	P	103-110	L	0-2
12/18	SF	113-122	L	0-1
2/3	P	123-117	W	1-3

1971-72 (2-4)

11/18	GS	105-115	L	1-4
12/3	P	115-107	W	2-4
1/6	GS	115-119	L	2-5
1/28	P	102-105	L	2-6
3/16	GS	94-107	L	2-7
3/17	P	114-109	W	3-7

1972-73 (1-5)

10/21	P	97-104	L	3-8
11/2	GS	104-118	L	3-9
11/17	P	104-97	W	4-9
1/4	GS	83-108	L	4-10
2/8	GS	103-103	L	4-11
3/13	P	101-109	L	4-12

1973-74 (4-3)

11/29	GS	89-119	L	4-13
12/14	P	108-101	W	5-13
12/27	GS	118-117	W	6-13
1/6	P	106-105	W	7-13
2/28	GS	109-129	L	7-14
3/26	GS	120-143	L	7-15
3/27	P	132-122	W	8-15

1974-75 (3-5)

10/22	GS	107-106	W	9-15
10/25	P	97-99	L	9-16
11/3	P	100-109	L	9-17
12/26	GS	101-122	L	9-18
1/25	GS	109-114	L	9-19
1/26	P	128-113	W	10-19
3/2	P	122-86	W	11-19
3/20	GS	95-97	L	11-20

1975-76 (2-4)

12/11	GS	89-101	L	11-21
12/21	P	102-108	L	11-22
12/28	P	96-92	W	12-22
1/4	GS	125-123*	W	13-22
2/8	P	105-109	L	13-23
4/8	GS	106-121	L	13-24

1976-77 (3-1)

10/26	P	110-96	W	14-24
10/28	GS	92-112	L	14-25
3/17	GS	115-106	W	15-25
4/1	P	109-98	W	16-25

1977-78 (3-1)

12/25	P	109-97	W	17-25
12/30	GS	108-99	W	18-25
2/3	P	112-92	W	19-25
4/6	GS	96-115	L	19-26

1978-79 (2-2)

10/20	GS	108-111	L	19-27
12/25	P	115-102	W	20-27
1/25	P	108-103	L	21-27
4/6	GS	87-91	L	21-28

1979-80 (4-2)

10/21	P	91-74	W	22-28
10/21	GS	106-111	L	22-29
12/25	P	113-91	W	23-29
1/2	GS	91-111	L	23-30
2/17	P	103-98	W	24-30
3/19	GS	115-113*	W	25-30

1980-81 (4-2)

10/15	GS	92-95	L	25-31
11/7	P	122-113	W	26-31
12/17	GS	115-113	W	27-31
12/25	P	115-114	W	28-31
2/4	GS	100-115	L	28-32
3/8	P	120-113	L	29-32

1981-82 (4-2)

11/4	GS	109-108	W	30-32
12/8	P	108-122	L	30-33
3/7	GS	106-102	W	31-33
3/18	P	109-95	W	32-33
3/26	GS	89-102*	L	32-34
4/11	P	116-106*	W	33-34

1982-83 (4-2)

11/9	P	111-96	W	34-34
12/9	GS	107-98	W	35-34
1/1	P	102-74	W	36-34
1/6	GS	93-111	L	36-35
2/15	GS	103-118	L	36-36
4/18	P	112-106	W	37-36

1983-84 (4-2)

10/29	GS	95-97	L	37-37
11/11	P	105-101	W	38-37
1/19	GS	103-107	L	38-38
3/17	P	133-96	W	39-38
3/24	GS	106-94	W	40-38
4/13	P	102-101	W	41-38

1984-85 (4-2)

11/11	P	109-97	L	42-38
12/14	GS	92-105	L	42-39
12/25	P	106-97	W	43-39
1/11	GS	103-106	W	44-39
2/28	GS	120-124	L	44-40
3/15	P	126-101	W	45-40

1985-86 (5-1)

10/27	P	116-99	W	46-40
12/10	P	94-92	W	47-40
12/13	GS	127-124	W	48-40
1/5	P	136-120	W	49-40
3/29	GS	129-130	L	49-41
4/11	GS	131-130	W	50-41

1986-87 (2-4)

11/5	GS	92-102	L	50-42
11/11	P	126-106	W	51-42
12/23	GS	111-112	L	51-43
1/18	P	103-116	L	51-44
3/15	P	119-108	W	52-44
3/19	GS	124-125	L	52-45

1987-88 (5-1)

12/22	P	136-91	W	53-45
1/27	GS	110-115	L	53-46
3/5	P	123-117	W	54-46
3/18	GS	121-116	W	55-46
4/15	P	147-113	W	56-46
4/20	GS	131-117	W	57-46

1988-89 (4-2)

11/12	GS	100-107	L	57-47
11/27	P	109-94	W	58-47
12/22	GS	117-109	W	59-47
12/23	P	111-107	W	60-47
3/14	P	139-110	W	61-47
3/21	GS	127-151	L	61-48

1989-90 (2-2)

12/1	P	123-110	W	62-48
12/15	P	111-116	L	62-49
1/31	GS	130-135	L	62-50
3/15	GS	128-121	W	63-50

1990-91 (3-2)

11/23	P	143-119	W	64-50
12/18	P	122-94	W	65-50
12/20	GS	118-125	L	65-51
2/1	P	119-99	W	66-51
3/19	GS	126-136	L	66-52

1991-92 (3-2)

1/22	P	112-116	L	66-53
12/20	GS	118-123	L	66-54
1/28	GS	124-116*	W	67-54
4/5	GS	130-122	W	68-54
4/7	P	110-101	W	69-54

1992-93 (5-0)

11/14	GS	130-116	W	70-54
12/20	P	130-114	W	71-54
1/26	P	143-133	W	72-54
3/7	GS	113-96	W	73-54
4/20	P	115-99	W	74-54

1993-94 (2-3)

12/21	GS	100-98	W	75-54
12/26	P	106-108*	L	75-55
3/27	P	137-108	W	76-55
3/10	GS	97-100	L	76-56
4/14	GS	108-113	L	76-57

1994-95 (4-1)

12/9	P	116-107	W	77-57
1/11	P	100-92	W	78-57
2/22	GS	107-89	W	79-57
4/18	GS	102-103	L	79-58
4/23	P	116-83	W	80-58

1995-96 (3-1)

11/29	GS	112-98	W	81-58
2/13	P	98-99	L	81-59
3/28	P	94-89	W	82-59
4/19	GS	95-87	W	83-59

1996-97 (2-2)

11/5	GS	111-93	W	84-59
11/29	P	119-93	W	85-59
12/1	GS	70-98	L	85-60
4/1	P	82-91	L	85-61

1997-98 (3-1)

11/15	GS	99-87	W	86-61
1/27	P	78-92	L	86-62
2/17	P	101-83	W	87-62
3/29	GS	99-93	W	88-62

1998-99 (2-2)

2/14	GS	100-105**	L	88-63
2/20	P	90-84	W	89-63
3/23	P	79-72	W	90-63
3/30	GS	90-93	L	90-64

1999-2000 (4-0)

12/23	P	111-91	W	91-64
2/15	GS	92-83	W	92-64
2/10	P	99-95	W	93-64
2/20	GS	96-83	W	94-64

2000-01 (4-0)

12/12	GS	101-93	W	95-64
3/3	P	122-91	W	96-64
4/6	GS	122-91	W	97-64
4/10	P	116-86	W	98-64

2001-02 (1-2)

10/31	P	92-87	W	99-64
11/4	GS	86-96	L	99-65
4/2	GS	91-107	L	99-66
4/6	P	113-86	W	100-66

2002-03 (4-0)

12/2	GS	113-111	W	101-66
2/19	P	125-98	W	102-66
2/1	P	100-86	W	103-66
4/4	GS	122-100	W	104-66

2003-04 (2-2)

11/23	GS	72-78	L	104-67
1/24	P	87-105	L	104-68
2/20	GS	94-93	W	105-68
4/7	P	87-81	W	106-68

2004-05 (2-2)

11/18	GS	78-75	W	107-68
1/24	P	97-88	W	108-68
2/20	P	102-104	L	108-69
4/7	GS	88-108	L	108-70

2005-06 (0-4)

11/18	P	80-91	L	108-71
1/28	GS	83-98	L	108-72
4/15	GS	81-86	L	108-73
4/17	P	79-93	L	108-74

2006-07 (1-2)

11/3	GS	89-102	L	108-75
3/1	P	106-87	W	109-75
4/18	P	98-120	L	109-76

2007-08 (2-2)

12/12	P	105-95	W	110-76
1/9	P	109-91	W	111-76
3/2	GS	104-110	L	111-77
3/27	GS	95-111	L	111-78

2008-09 (1-2)

HOUSTON ROCKETS



1510 Polk St.
Houston, TX 77002
(713) 758-7200
Toyota Center (18,043)



Rick Adelman
Head Coach
3rd year

All-time vs. Portland: 23-23 (.500)

Director, Media Relations..... Nelson Luis
Radio/Spanish Craig Ackerman, Adam Wexler/Adrian Chavarria
Television..... Bill Worrell, Clyde Drexler, Matt Bullard

Assistant Coaches..... R.J. Adelman, T.R. Dunn,
Jack Sikma, Elston Turner
Head Athletic Trainer..... Keith Jones

2008-09 RESULTS

Houston won, 2-1

11/6 at POR - Portland 101, Houston 99 (OT)
2/24 at HOU - Houston 98, Portland 94
4/5 at HOU - Houston 102, Portland 88

2009-10 MATCHUPS

Tuesday, Oct. 27 - at Portland (7 p.m.)
Saturday, Oct. 31 - at Houston (5:30 p.m.)
Saturday, Dec. 5 - at Portland (7 p.m.)
Friday, Jan. 29 - at Houston (5:30 p.m.)

2008-09 TRAIL BLAZERS vs. ROCKETS

Player	G	S	Min.	FG	FGA	Pct.	3FG	3At	Pct.	FT	FTA	Pct.	Off	Def	RB	Ast.	PF	St	TO	Bl	Pts.	Avg.
Aldridge	3	3	123	26	54	.481	0	0	---	18	28	.643	6	20	26	6	9	1	5	7	70	23.3
Roy	3	3	115	24	61	.393	3	12	.250	12	12	1.000	7	8	15	16	8	1	10	0	63	21.0
Outlaw	3	0	90	19	39	.487	4	6	.667	2	2	1.000	6	15	21	4	3	2	0	3	44	14.7
Batum	3	3	70	10	16	.625	4	6	.667	2	2	1.000	3	5	8	2	11	2	1	2	26	8.7
Fernandez	3	0	70	9	20	.450	4	10	.400	3	6	.500	0	2	2	4	7	1	3	0	25	8.3
Blake	3	3	106	9	25	.360	2	10	.200	4	4	1.000	1	10	11	16	5	1	4	1	24	8.0
Oden	1	0	11	1	2	.500	0	0	---	2	4	.500	0	0	0	0	4	1	0	1	4	4.0
Frye	3	0	35	5	11	.455	0	0	---	0	2	.000	2	5	7	0	7	0	4	0	10	3.3
Przybilla	3	3	87	5	8	.625	0	0	---	0	0	---	9	13	22	1	12	1	5	4	10	3.3
Rodriguez	3	0	26	3	9	.333	0	4	.000	0	0	---	1	2	3	7	4	0	1	0	6	2.0
Randolph	1	0	4	0	0	---	0	0	---	1	2	.500	1	2	3	0	1	0	1	1	1	1.0
Bayless	1	0	6	0	1	.000	0	1	.000	0	0	---	0	0	0	2	1	0	0	0	0	0.0
Diogu	1	0	2	0	0	---	0	0	---	0	0	---	1	0	1	0	0	0	0	0	0	0.0
Portland	3	-	745	111	246	.451	17	49	.347	44	62	.710	37	82	119	58	72	10	35	19	283	94.3

2008-09 ROCKETS vs. TRAIL BLAZERS

Player	G	S	Min.	FG	FGA	Pct.	3FG	3At	Pct.	FT	FTA	Pct.	Off	Def	RB	Ast.	PF	St	TO	Bl	Pts.	Avg.
McGrady	1	1	44	11	23	.478	0	2	.000	8	10	.800	1	6	7	8	0	2	2	1	30	30.0
Yao	3	3	108	16	38	.421	0	0	---	17	19	.895	8	18	26	5	9	2	8	5	49	16.3
Brooks	3	2	91	18	41	.439	6	12	.500	6	8	.750	2	7	9	5	4	0	2	0	48	16.0
Artest	3	3	125	12	33	.364	4	9	.444	17	20	.850	1	10	11	13	9	6	4	0	45	15.0
Scola	3	3	85	20	29	.690	0	0	---	5	6	.833	6	15	21	3	10	2	2	1	45	15.0
Wafer	2	0	41	9	16	.563	1	4	.250	2	3	.667	0	3	3	2	5	1	2	0	21	10.5
Alston	1	1	26	3	5	.600	2	2	1.000	2	2	1.000	0	1	1	4	2	0	0	0	10	10.0
Battier	2	2	78	6	17	.353	5	11	.455	0	0	---	1	8	9	7	6	1	1	1	17	8.5
Hayes	3	0	71	8	15	.533	0	0	---	1	2	.500	7	15	22	1	11	1	1	1	17	5.7
Lowry	2	0	40	4	7	.571	0	1	.000	2	2	1.000	0	5	5	10	3	1	3	0	10	5.0
Landry	1	0	15	2	3	.667	0	0	---	0	0	---	0	2	2	1	5	0	0	0	4	4.0
Barry	2	0	23	1	5	.200	1	4	.250	0	0	---	0	5	5	2	2	0	1	0	3	1.5
Houston	3	-	745	110	232	.474	19	45	.422	60	72	.833	26	95	121	61	66	16	27	9	299	99.7



All-Time Trail Blazers vs. Rockets

1970-71 (0-4)

11/16	P	118-136	L	0-1
12/1	P	114-120	L	0-2
12/19	SD	108-118	L	0-3
3/7	SD	121-135	L	0-4

1971-72 (2-4)

11/4	Ho	112-110	W	1-4
12/21	P	119-132	L	1-5
1/25	Ho	104-118	L	1-6
2/4	P	114-113	W	2-6
3/9	P/n	111-114	L	2-7
3/26	Ho	109-131	L	2-8

1972-73 (2-2)

12/8	Ho	108-114	L	2-9
1/20	Ho	130-115	W	3-9
1/30	P	120-123	L	3-10
3/16	P	141-128	W	4-10

1973-74 (1-3)

11/17	Ho	96-87	W	5-10
1/4	P	113-119	L	5-11
2/10	P	106-112	L	5-12
2/24	Ho	115-133	L	5-13

1974-75 (2-2)

11/27	P	111-97	W	6-13
1/17	Ho	127-106	W	7-13
2/9	P	92-102	L	7-14
2/18	Ho	83-107	L	7-15

1975-76 (1-3)

1/1	P	107-110	L	7-16
1/10	Ho	94-105	L	7-17
3/10	Ho	110-113	L	7-18
3/19	P	111-105	W	8-18

1976-77 (1-3)

12/14	P	104-84	W	9-18
1/22	Ho	107-110	L	9-19
2/25	P	106-123	L	9-20
3/23	Ho	104-109	L	9-21

1977-78 (2-2)

11/12	Ho	102-104	L	9-22
1/29	P	123-88	W	10-22
3/8	Ho	97-94	W	11-22
4/4	P	89-101	L	11-23

1978-79 (1-3)

11/25	P	127-105	W	12-23
12/9	Ho	110-116	L	12-24
2/15	Ho	115-119	L	12-25
3/2	P	98-118	L	12-26

1979-80 (1-1)

12/1	Ho	112-120*	L	12-27
12/16	P	123-101	W	13-27

1980-81 (2-3)

10/17	P	99-102	L	13-28
12/12	P	106-100	W	14-28
1/10	Ho	105-106	L	14-29
3/13	Ho	104-126	L	14-30
3/20	P	107-103	W	15-30

1981-82 (1-4)

12/5	Ho	98-110	L	15-31
1/10	P	109-111	L	15-32
1/14	Ho	111-100	W	16-32
3/13	Ho	107-112	L	16-33
3/25	P	95-108	L	16-34

1982-83 (5-0)

11/11	P	111-90	W	17-34
1/23	P	88-82	W	18-34
2/22	Ho	113-96*	W	19-34
2/22	Ho	113-107	W	20-34
2/24	P	104-97	W	21-34

1983-84 (4-1)

11/8	Ho	122-104	W	22-34
12/23	P	97-84	W	23-34
1/12	Ho	120-117	W	24-34
3/31	Ho	106-102	W	25-34
4/5	P	114-129	L	25-35

1984-85 (2-3)

12/8	P	120-127	L	25-36
12/29	Ho	92-108	L	25-37
1/15	P	121-117	W	26-37
2/22	Ho	103-117	L	26-38
4/2	P	127-113	W	27-38

1985-86 (2-3)

11/5	Ho	113-127	L	27-39
11/24	P	125-118	W	28-39
12/28	Ho	108-118	L	28-40
3/1	P	117-112	W	29-40
3/13	Ho	118-126	L	29-41

1986-87 (3-2)

11/18	Ho	115-111*	W	30-41
12/19	P	115-112	W	31-41
3/8	P	119-93	W	32-41
3/26	Ho	104-119	L	32-42
4/6	P	108-114	L	32-43

1987-88 (1-4)

11/10	P	111-118	L	32-44
1/14	Ho	98-103	L	32-45
2/14	P	103-115	L	32-46
3/10	Ho	112-109	W	33-46
3/26	Ho	109-115	L	33-47

1988-89 (1-3)

11/25	P	111-94	W	34-47
1/12	Ho	106-116	L	34-48
2/9	P	110-113	L	34-49
3/18	Ho	113-127	L	34-50

1989-90 (3-1)

11/7	Ho	86-109	L	34-51
12/19	P	119-100	W	35-51
3/18	P	109-100	W	36-51
3/20	Ho	120-110	W	37-51

1990-91 (4-0)

11/2	P	90-89	W	38-51
1/8	Ho	123-97	W	39-51
4/9	Ho	103-93	W	40-51
4/16	P	115-96	W	41-51

1991-92 (1-3)

11/5	Ho	99-106	L	41-52
12/10	P	106-108	L	41-53
3/28	P	96-108	W	42-53
4/14	Ho	96-108	L	42-54

1992-93 (3-1)

1/3	P	103-101*	W	43-54
1/7	Ho	113-91	W	44-54
3/11	Ho	91-104	L	44-55
3/19	P	106-98*	W	45-55

1993-94 (0-4)

11/7	P	92-106	L	45-56
1/4	Ho	95-106	L	45-57
3/15	Ho	99-105	L	45-58
4/17	P	110-119	L	45-59

1994-95 (3-1)

11/22	Ho	102-94	W	46-59
2/6	P	120-82	W	47-59
4/7	P	127-109	W	48-59
4/13	Ho	99-112	L	48-60

1995-96 (2-2)

12/10	P	103-101**	W	49-60
12/21	Ho	86-91	L	49-61
3/5	P	93-100	L	49-62
3/30	Ho	109-94	W	50-62

1996-97 (2-2)

11/26	Ho	101-103*	L	50-63
12/15	P	89-99	L	50-64
1/2	Ho	112-96	W	51-64
2/15	P	106-105	W	52-64

1997-98 (3-1)

11/7	Ho	86-85	W	53-64
11/28	P	89-98	L	53-65
1/3	Ho	97-95	W	54-65
2/13	P	105-81	W	55-65

1998-99 (1-2)

3/7	P	111-71	W	56-65
3/16	Ho	93-101	L	56-66
4/15	Ho	76-85	L	56-67

1999-2000 (2-2)

11/26	P	91-88*	W	57-67
12/21	Ho	89-79	W	58-67
1/18	Ho	89-90	L	58-68

4/5	P	105-118	L	58-69
-----	---	---------	---	-------

2000-01 (3-1)

11/11	P	111-88	W	59-69
12/2	Ho	96-85	W	60-69
2/26	Ho	95-86	W	61-69
4/13	P	103-109	L	61-70

2001-02 (3-1)

11/20	P	87-94	L	61-71
12/18	Ho	101-92	W	62-71
4/12	Ho	80-79	W	63-71
4/17	P	92-79	W	64-71

2002-03 (3-1)

11/12	Ho	83-86	L	64-72
11/26	P	77-71	W	65-72
3/19	P	94-83	W	66-72
4/8	Ho	81-66	W	67-72

2003-04 (1-3)

11/21	P	85-78	W	68-72
12/9	Ho	91-93	L	68-73
2/27	Ho	85-89	L	68-74
3/33	P	85-93*	L	68-75

2004-05 (0-4)

11/21	P	93-97	L	68-76
1/26	Ho	80-81	L	68-77
3/16	Ho	77-108	L	68-78
3/30	P	84-100	L	68-79

2005-06 (1-2)

12/11	P	86-100	L	68-80
3/5	Ho	84-102	L	68-81
4/5	P	76-75	W	69-81

2006-07 (2-2)

12/20	P	89-87	W	70-81
1/26	Ho	69-99	L	70-82
4/6	Ho	85-78	W	71-82
4/11	P	95-99	L	71-83

2007-08 (0-4)

11/3	Ho	80-89	L	71-84
1/25	P	79-89	L	71-85
2/11	Ho	83-95	L	71-86
4/3	P	86-95	L	71-87

2008-09 (1-2)

11/6	P	101-99*	W	72-87
2/24	Ho	94-98	L	72-88
4/5	Ho	88-102	L	72-89

* Overtime periods
SD - San Diego
P/n - Portland home game played at neutral site (Seattle)

Series History & Highlights

All-time series record: Rockets lead, 89-72

In Portland: Trail Blazers lead, 43-36

At Rockets: Rockets lead, 53-29 (Includes games played in San Diego)

In Houston only: 51-29

Longest Win Streaks: Trail Blazers (9), Rockets (9)

Biggest Trail Blazers Win: 40 points, 111-71, 3/7/99

Biggest Rockets Win: 31 points 108-77, 3/6/05

Most Points, Trail Blazers: 141-128, 3/16/73

Fewest Points, Trail Blazers: 69-99, 1/26/07

Most Points, Rockets: 136-118, 11/16/70

Fewest Points, Rockets: 66-81, 4/08/03

Overtime Games: (8) Trail Blazers 5, Rockets 3

Individual Bests, Trail Blazers:

Points: 51---Geoff Petrie (twice), 1/20/73 and 3/16/73

Rebounds: 19---Maurice Lucas, 1/22/77

Assists: 20---Rod Strickland, 3/30/96 (All-time Portland record)

Individual Bests, Rockets:

Points: 49---Moses Malone, 3/13/82

Rebounds: 23---Elvin Hayes, 11/16/70; 23---Kevin Kunnert, 4/4/78

Assists: 21---Larry Siegfried, 11/16/70

INDIANA PACERS



125 S. Pennsylvania St.
Indianapolis, IN 46204
(317) 917-2500
Conseco Fieldhouse (18,165)



Jim O'Brien
Head Coach
3rd year

All-time vs. Portland: 6-6 (.500)

Director, Public InformationDavid Benner
RadioMark Boyle, Bob Leonard
T.V. ... Quinn Buckner, Chris Denari, Clark Kellogg, Stacy Paetz

Assistant Coaches Dan Burke, Lester Conner,
Jay DeFruscio, Dick Harter, Frank Vogel
Head Athletic TrainerJosh Corbeil

2008-09 RESULTS

Portland won, 2-0

3/4 at POR - Portland 107, Indiana 105
3/18 at IND - Portland 95, Indiana 85

2009-10 MATCHUPS

Wednesday, Dec. 9 - at Indiana (4 p.m.)

Wednesday, March 3 - at Portland (7 p.m.)

*All Times Pacific

2008-09 TRAIL BLAZERS vs. PACERS

Player	G	S Min.	FG	FGA	Pct.	3FG	3At	Pct.	FT	FTA	Pct.	Off	Def	RB	Ast.	PF	St	TO	Bl	Pts.	Avg.	
Roy	2	2	77	18	39	.462	2	6	.333	10	11	.909	2	10	12	9	3	4	5	1	48	24.0
Outlaw	2	0	64	15	31	.484	0	5	.000	6	6	1.000	4	6	10	1	3	2	4	1	36	18.0
Aldridge	2	2	71	13	31	.419	1	1	1.000	6	11	.545	4	10	14	3	3	1	2	1	33	16.5
Blake	2	2	63	8	19	.421	4	10	.400	3	3	1.000	1	4	5	10	4	2	3	1	23	11.5
Fernandez	2	0	54	7	19	.368	3	9	.333	4	5	.800	0	6	6	5	0	1	0	0	21	10.5
Przybilla	2	2	58	6	12	.500	0	0	---	8	11	.727	12	11	23	0	7	1	3	3	20	10.0
Batum	2	2	38	4	7	.571	2	2	1.000	0	0	---	3	4	7	0	4	1	1	1	10	5.0
Oden	1	0	12	1	3	.333	0	0	---	2	2	1.000	2	5	7	0	2	0	2	1	4	4.0
Bayless	2	0	30	2	7	.286	0	1	.000	1	1	1.000	0	2	2	1	4	1	3	1	5	2.5
Frye	2	0	8	1	2	.500	0	0	---	0	0	---	0	2	2	0	2	0	0	0	2	1.0
Rodriguez	1	0	5	0	1	.000	0	0	---	0	0	---	0	0	0	1	1	0	0	0	0	0.0
Portland	2	-	480	75	171	.439	12	34	.353	40	50	.800	28	60	88	30	33	13	26	10	202	101.0

2008-09 PACERS vs. TRAIL BLAZERS

Player	G	S Min.	FG	FGA	Pct.	3FG	3At	Pct.	FT	FTA	Pct.	Off	Def	RB	Ast.	PF	St	TO	Bl	Pts.	Avg.	
Granger	1	1	34	12	24	.500	5	9	.556	6	7	.857	2	8	10	0	3	0	2	2	35	35.0
Daniels	2	1	65	13	23	.565	1	3	.333	5	7	.714	1	8	9	6	4	3	4	1	32	16.0
Ford	2	2	73	15	36	.417	2	5	.400	0	0	---	4	8	12	11	5	2	9	1	32	16.0
Jack	2	2	75	12	26	.462	1	4	.250	5	5	1.000	0	8	8	9	4	3	3	1	30	15.0
Hibbert	2	2	45	10	18	.556	0	0	---	4	6	.667	5	3	8	0	9	3	4	5	24	12.0
Murphy	1	1	39	4	9	.444	2	4	.500	1	2	.500	3	10	13	1	3	0	4	1	11	11.0
Nesterovic	2	0	27	3	7	.429	0	0	---	2	2	1.000	2	3	5	0	5	3	2	2	8	4.0
Foster	2	1	52	3	13	.231	0	0	---	0	0	---	5	9	14	4	7	2	2	1	6	3.0
Diener	2	0	15	2	3	.667	1	2	.500	0	0	---	0	0	0	0	0	0	0	0	5	2.5
Rush	2	0	32	2	5	.400	1	3	.333	0	0	---	0	5	5	0	3	1	1	0	5	2.5
McRoberts	1	0	10	1	1	1.000	0	0	---	0	0	---	1	3	4	0	2	2	0	1	2	2.0
Baston	1	0	1	0	0	---	0	0	---	0	0	---	0	0	0	0	0	0	0	0	0	0.0
Graham	1	0	12	0	2	.000	0	1	.000	0	2	.000	0	1	1	2	0	0	0	0	0	0.0
Indiana	2	-	480	77	167	.461	13	31	.419	23	31	.742	23	66	89	33	45	19	34	15	190	95.0



All-Time Trail Blazers vs. Pacers

1976-77 (4-0)

11/28	P	145-115	W	1-0
12/1	Ind	101-100	W	2-0
2/3	Ind	107-98	W	3-0
3/16	P	127-110	W	4-0

1977-78 (3-1)

11/6	P	108-106	W	5-0
11/16	Ind	104-111	L	5-1
2/10	Ind	112-108	W	6-1
2/19	P	127-104	W	7-1

1978-79 (1-3)

11/18	P	123-111	W	8-1
12/6	Ind	109-115	L	8-2
1/9	P	104-112	L	8-3
3/9	Ind	116-125	L	8-4

1979-80 (0-2)

11/7	Ind	90-97	L	8-5
1/8	P	118-122	L	8-6

1980-81 (2-0)

2/22	Ind	113-109*	W	9-6
3/3	P	117-112	W	10-6

1981-82 (1-1)

1/12	P	105-93	W	11-6
2/14	Ind	91-107	L	11-7

1982-83 (2-0)

1/4	P	119-117	W	12-7
3/9	Ind	101-97	W	13-7

1983-84 (1-1)

2/26	Ind	100-102	L	13-8
3/3	P	118-98	W	14-8

1984-85 (2-0)

1/6	P	118-101	W	15-8
1/23	Ind	136-104	W	16-8

1985-86 (2-0)

1/15	Ind	109-104	W	17-8
3/4	P	102-99	W	18-8

1986-87 (2-0)

11/23	P	108-95	W	19-8
11/30	Ind	118-101	W	20-8

1987-88 (2-0)

11/22	P	120-110	W	21-8
12/7	Ind	108-101	W	22-8

1988-89 (0-2)

12/7	Ind	120-129	L	22-9
3/5	P	118-121*	L	22-10

1989-90 (1-1)

12/17	P	121-113	W	23-10
2/25	Ind	112-117	L	23-11

1990-91 (2-0)

12/7	Ind	127-105	W	24-11
12/11	P	122-96	W	25-11

1991-92 (2-0)

11/8	P	121-96	W	26-11
12/7	Ind	115-112	W	27-11

1992-93 (1-1)

12/2	Ind	112-103	W	28-11
12/11	P	124-134**	L	28-12

1993-94 (1-1)

12/23	P	108-96	W	29-12
3/1	Ind	94-106	L	29-13

1994-95 (1-1)

11/27	P	99-89	W	30-13
4/2	Ind	93-104	L	30-14

1995-96 (1-1)

12/27	Ind	87-101	L	30-15
3/10	P	113-108**	W	31-15

1996-97 (1-1)

11/17	Ind	88-83	W	32-15
12/3	P	93-98*	L	32-16

1997-98 (1-1)

12/10	P	93-85	W	33-16
2/27	Ind	59-124	L	33-17

1998-99 (1-0)

2/10	P	100-92	W	34-17
------	---	--------	---	-------

1999-2000 (0-2)

11/29	P	91-93	L	34-18
3/9	Ind	119-127*	L	34-19

2000-01 (2-0)

1/3	P	102-86	W	35-19
1/25	Ind	92-82	W	36-19

2001-02 (1-1)

11/10	Ind	96-105	L	36-20
11/27	P	96-90	W	37-20

2002-03 (2-0)

3/8	P	94-80	W	38-20
3/17	Ind	95-88	W	39-20

2003-04 (1-1)

12/3	P	97-95*	W	40-20
3/17	Ind	71-80	L	40-21

2004-05 (0-2)

2/16	Ind	87-95	L	40-22
3/4	P	97-106	L	40-23

2005-06 (0-2)

12/2	P	78-98	L	40-24
2/8	Ind	69-101	L	40-25

2006-07 (0-2)

11/28	P	97-105	L	40-26
12/8	Ind	95-108	L	40-27

2007-08 (0-2)

11/28	P	89-95	L	40-28
2/9	Ind	93-101	L	40-29

2008-09 (2-0)

3/4	P	107-105	W	41-29
3/18	Ind	95-85	W	42-29

* Overtime periods

Series History & Highlights

All-time series record: Trail Blazers lead, 42-29

In Portland: Trail Blazers lead, 26-10

In Indianapolis: Pacers lead, 19-16

Longest Win Streaks: Trail Blazers (9), Pacers (9)

Biggest Trail Blazers Win: 32 points, 136-104, 1/23/85

Biggest Pacers Win: 65 points, 124-59, 2/27/98 (*Worst loss in Trail Blazers history*)

Most Points, Trail Blazers: 145-115, 11/28/76

Fewest Points, Trail Blazers: 59-124, 2/27/98 (*All-time low Trail Blazers point total*)

Most Points, Pacers: 134-124, 12/11/92 (2OT); 129-120, 12/7/88

Fewest Points, Pacers: 80-94, 3/08/03; 80-71, 3/17/04

Overtime Games: (7) Pacers 4, Trail Blazers 3

Individual Bests, Trail Blazers:

Points: 37---Tom Owens, 3/9/79; 37---Clifford Robinson, 3/10/96

Rebounds: 22---Maurice Lucas, 2/3/76; 22---Buck Williams, 12/11/92 (2OT)

Assists: 14---Clyde Drexler, 11/30/86; 14---Terry Porter, 11/22/88

Individual Bests, Pacers:

Points: 39---James Edwards, 2/22/81 (OT); 36---Reggie Miller, 2/16/05

Rebounds: 17---Dave Robisch, 11/6/77; 17---Jeff Foster, 11/28/07

Assists: 16---Vern Fleming, 12/17/89



LOS ANGELES CLIPPERS



6951 S. Centinela Blvd.
Playa Vista, CA 90094
(310) 862-6000
STAPLES Center (19,060)



Mike Dunleavy
Head Coach
6th year

All-time vs. Portland: 17-23 (.425)

V.P., Communications.....Joe Safety **Assistant Coaches**.....Tony Brown, Kim Hughes,
Radio.....Brian Sieman, Ralph Lawler, Michael Smith Fred Vinson
Television.....Ralph Lawler, Michael Smith **Head Athletic Trainer**.....Jasen Powell

2008-09 RESULTS

Portland won, 3-1
12/12 at POR - L.A. Clippers 120, Portland 112 (2OT)
1/26 at LAC - Portland 113, L.A. Clippers 88
2/22 at POR - Portland 116, L.A. Clippers 87
4/11 at LAC - Portland 87, L.A. Clippers 72

2009-10 MATCHUPS

Wednesday, Dec. 30 - at Portland (7 p.m.)
Monday, Jan. 4 - at L.A. Clippers (7:30 p.m.)
Tuesday, Feb. 16 - at Portland (7 p.m.)
Wednesday, April 7 - at L.A. Clippers (7:30 p.m.)
*All Times Pacific

2008-09 TRAIL BLAZERS vs. CLIPPERS

Player	G	S	Min.	FG	FGA	Pct.	3FG	3At	Pct.	FT	FTA	Pct.	Off	Def	RB	Ast.	PF	St	TO	Bl	Pts.	Avg.
Roy	4	4	159	38	64	.594	4	8	.500	26	33	.788	6	13	19	24	6	3	6	2	106	26.5
Aldridge	4	4	163	34	67	.507	0	1	.000	13	18	.722	12	17	29	5	10	5	7	4	81	20.3
Outlaw	3	0	70	17	36	.472	3	12	.250	4	5	.800	1	6	7	0	6	0	4	1	41	13.7
Oden	3	0	86	14	19	.737	0	0	---	7	10	.700	10	17	27	0	7	2	3	3	35	11.7
Fernandez	4	0	110	13	32	.406	8	20	.400	6	9	.667	2	19	21	11	7	3	2	0	40	10.0
Randolph	1	0	8	4	8	.500	1	1	1.000	0	2	.000	5	2	7	0	0	0	1	0	9	9.0
Przybilla	4	2	86	12	17	.706	0	0	---	8	13	.615	7	29	36	1	10	1	4	2	32	8.0
Blake	4	4	111	9	28	.321	6	14	.429	3	7	.429	2	7	9	33	9	5	6	0	27	6.8
Batum	4	4	81	10	27	.370	3	14	.214	0	0	---	4	12	16	2	8	5	4	2	23	5.8
Bayless	3	0	40	6	15	.400	3	7	.429	0	0	---	0	0	0	8	9	1	2	0	15	5.0
Rodriguez	4	0	61	4	12	.333	0	3	.000	7	9	.778	2	1	3	14	3	2	6	0	15	3.8
Frye	3	0	29	2	7	.286	0	1	.000	0	0	---	1	7	8	2	3	2	1	0	4	1.3
Diogu	1	0	1	0	2	.000	0	0	---	0	0	---	1	0	1	0	0	0	0	0	0	0.0
Ruffin	1	0	3	0	1	.000	0	0	---	0	0	---	1	2	3	0	0	0	0	1	0	0.0
Portland	4	-	1010	163	335	.487	28	81	.346	74	106	.698	54	132	186	100	78	29	50	14	428	107.0

2008-09 CLIPPERS vs. TRAIL BLAZERS

Player	G	S	Min.	FG	FGA	Pct.	3FG	3At	Pct.	FT	FTA	Pct.	Off	Def	RB	Ast.	PF	St	TO	Bl	Pts.	Avg.
Randolph	2	2	77	21	48	.438	2	8	.250	7	7	1.000	7	10	17	2	6	3	3	0	51	25.5
Thornton	2	2	82	16	34	.471	0	1	.000	7	10	.700	4	6	10	3	7	4	2	1	39	19.5
B. Davis	3	3	110	23	53	.434	3	10	.300	5	6	.833	2	10	15	8	4	10	2	54	18.0	
Gordon	4	4	171	24	49	.490	4	17	.235	15	16	.938	3	11	14	17	14	2	6	0	67	16.8
Jones	3	2	106	9	26	.346	5	12	.417	11	12	.917	3	13	16	15	12	6	5	1	34	11.3
Jordan	2	2	67	7	7	1.000	0	0	---	7	15	.467	5	15	20	1	4	0	2	4	21	10.5
Novak	3	1	67	8	21	.381	8	18	.444	6	7	.857	0	5	5	1	5	0	0	0	30	10.0
Camby	2	2	60	6	11	.545	0	0	---	4	4	1.000	3	17	20	3	3	1	3	3	16	8.0
Kaman	1	0	21	4	9	.444	0	0	---	0	0	---	0	8	8	0	0	0	2	1	8	8.0
P. Davis	1	0	18	3	6	.500	0	0	---	0	0	---	1	3	4	0	4	0	0	0	6	6.0
Collins	2	0	54	4	12	.333	1	1	1.000	2	4	.500	3	3	6	6	5	2	4	0	11	5.5
R. Davis	2	1	27	3	13	.231	2	5	.400	2	2	1.000	2	1	3	2	0	1	4	0	10	5.0
Skinner	3	1	72	6	18	.333	0	0	---	0	0	---	7	11	18	3	8	1	5	3	12	4.0
Acker	2	0	23	1	10	.100	0	2	.000	2	4	.500	2	0	2	0	2	0	0	0	4	2.0
Taylor	3	0	42	1	6	.167	1	2	.500	1	2	.500	0	4	4	6	2	1	4	0	4	1.3
Hart	1	0	8	0	0	---	0	0	---	0	0	---	0	0	0	1	0	0	1	0	0	0.0
Samb	1	0	5	0	2	.000	0	1	.000	0	0	---	0	1	1	0	0	0	0	0	0	0.0
L.A. Clippers	4	-	1010	136	325	.418	26	77	.338	69	89	.775	42	118	160	75	78	27	57	15	367	91.8

All-Time Trail Blazers vs. Clippers

1970-71 (6-6)

10/26	P	119-108	W	1-0
10/31	P	107-102	W	2-0
11/17	P	101-102	L	2-1
11/21	Bu	112-108	W	3-1
11/28	Bu	95-111	L	3-2
12/11	Bu	120-105	W	4-2
1/14	Bu	112-119	L	4-3
1/20	Bu	106-126	L	4-4
1/24	Bu	111-123	L	4-5
2/4	P	98-114	W	4-6
3/14	P	122-112	W	5-6
3/20	P	132-120*	W	6-6

1971-72 (4-2)

10/29	P	119-120	L	6-7
11/9	Bu	100-109	L	6-8
12/10	Bu	101-100*	W	7-8
1/2	P	108-90	W	8-8
1/14	Bu	102-100	W	9-8
3/7	P	98-84	W	10-8

1972-73 (2-2)

1/12	Bu	100-120	L	10-9
3/10	P	120-100	W	11-9
3/10	Bu	101-106	L	11-10
3/25	P	113-107*	W	12-10

1973-74 (1-3)

11/6	P	122-108	W	13-10
1/5	Bu	110-114	L	13-11
1/21	P	119-120	L	13-12
3/10	Bu	112-122	L	13-13

1974-75 (2-2)

11/1	P	113-106	W	14-13
12/6	Bu	104-114	L	14-14
2/21	Bu	106-116	L	14-15
3/16	P	102-95	W	15-15

1975-76 (2-2)

11/22	Bu	109-104	W	16-15
12/29	P	130-115	W	17-15
2/17	Bu	113-116	L	17-16
3/16	P	95-112	L	17-17

1976-77 (3-1)

11/21	P	121-98	W	18-17
12/10	Bu	100-102	W	19-17
3/8	Bu	95-102	L	19-18
3/29	P	127-101	W	20-18

1977-78 (3-1)

10/25	P	107-85	W	21-18
12/13	P	111-108	W	22-18
1/17	Bu	96-94	W	23-18
3/12	Bu	90-96	L	23-19

1978-79 (2-2)

11/3	P	119-98	W	24-19
1/4	SD	121-122	L	24-20
3/24	SD	105-110	L	24-21
3/20	P	115-109	W	25-21

1979-80 (4-2)

10/16	P	86-81	W	26-21
11/3	SD	123-102	W	27-21
12/9	P	96-98	L	27-22
2/8	SD	104-118	L	27-23
3/23	P	98-91	W	28-23
3/27	SD	96-93	W	29-23

1980-81 (4-2)

11/8	P	106-110*	L	29-24
12/4	SD	103-100	W	30-24
1/29	SD	108-106	W	31-24
2/24	P	107-121	L	31-25
3/17	P	127-112	W	32-25
3/29	SD	144-129	W	33-25

1981-82 (4-2)

11/12	SD	115-122	L	33-26
12/15	P	118-101	W	34-26
12/26	SD	128-116	W	35-26
1/28	P	96-93	W	36-26
4/9	P	124-104	W	37-26
4/15	SD	123-129	L	37-27

1982-83 (5-1)

11/30	P	121-114	W	38-27
12/16	SD	111-103	W	39-27
12/26	SD	105-112	L	39-28
2/15	P	115-106	W	40-28
3/2	SD	104-102	W	41-28
4/14	P	120-83	W	42-28

1983-84 (4-2)

10/25	P	107-93	W	43-28
1/24	SD	113-118	L	43-29
2/8	SD	114-105	W	44-29
2/28	P	117-99	W	45-29
3/20	P	106-105	W	46-29
4/6	SD	112-121	L	46-30

1984-85 (5-1)

11/3	LA	131-112	W	47-30
11/13	P	113-105	W	48-30
12/18	LA	100-106	L	48-31
2/6	P	120-99	W	49-31
3/23	P	126-123	W	50-31
3/25	LA	120-99	W	51-31

1985-86 (4-2)

10/23	LA	113-119	L	51-32
11/21	LA	112-108	W	52-32
12/25	P	121-107	W	53-32
2/1	P	156-121	W	54-32
2/13	LA	113-118	L	54-33
4/10	P	115-110	W	55-33

1986-87 (6-0)

11/14	P	119-109	W	56-33
12/2	P	134-99	W	57-33
12/12	LA	113-112	W	58-33
2/16	LA	110-106	W	59-33
3/17	LA	134-123	W	60-33
4/12	P	113-100	W	61-33

1987-88 (6-0)

11/7	LA	124-99	W	62-33
11/27	P	97-87	W	63-33
2/17	LA	110-96	W	64-33
3/13	P	121-100	W	65-33
4/5	P	141-119	W	66-33
4/6	LA	111-103	W	67-33

1988-89 (5-1)

11/15	P	125-103	W	68-33
12/13	P	113-92	W	69-33
2/1	LA	108-107	W	70-33
3/2	LA	119-113	L	71-33
4/6	LA	121-93	L	72-34
4/11	P	126-102	W	72-34

1989-90 (5-0)

11/28	P	116-94	W	73-34
12/12	P	99-92	W	74-34
1/27	LA	118-115	W	75-34
4/6	P	106-99	W	76-34
4/16	LA	93-85	W	77-34

1990-91 (3-1)

11/11	P	138-107	W	78-34
12/1	LA	117-107	W	79-34
3/17	P	97-107	L	79-35
3/20	LA	101-96	W	80-35

1991-92 (3-2)

11/19	P	132-112	W	81-35
11/21	LA	106-91	W	82-35
2/16	P	106-107	L	82-36
2/21	LA	123-116	W	83-36
3/20	LA	100-106	L	83-37

1992-93 (3-2)

2/12	LA	111-104	W	84-37
2/14	P	86-96	L	84-38
3/26	P	122-110	W	85-38
4/13	P	101-99	W	86-38
4/25	LA	112-123	L	86-39

1993-94 (3-2)

11/5	LA	95-97	L	86-40
12/29	P	114-98	W	87-40
2/22	P	120-117	W	88-40
2/23	LA	121-112	W	89-40
3/20	LA	110-114	L	89-41

1994-95 (5-0)

11/5	A-J	121-100	W	90-41
11/6	H-J	112-95	W	91-41
12/14	P	121-73	W	92-41
1/20	LA	108-97	W	93-41
2/27	P	96-83	W	94-41

1995-96 (2-2)

11/20	P	113-95	W	95-41
2/17	LA	96-100	L	95-42
3/15	P	86-79	W	96-42
4/8	LA	89-102	L	96-43

1996-97 (4-0)

12/27	LA	102-98	W	97-43
1/21	P	100-82	W	98-43
3/11	P	109-105	W	99-43
3/16	LA	106-94	W	100-43

1997-98 (4-0)

11/1	LA	82-74	W	101-43
3/16	P	103-92	W	102-43
4/9	LA	99-95	W	103-43
4/16	P	99-90	W	104-43

1998-99 (2-1)

3/13	LA	106-96	W	105-43
4/10	LA	97-70	W	106-43
4/11	P	83-89	L	106-44

1999-2000 (4-0)

11/3	P	121-98	W	107-44
11/27	LA	88-71	W	108-44
2/9	P	107-100	W	109-44
4/18	LA	116-100	W	110-44

2000-01 (2-2)

2/3	LA	89-90	L	110-45
2/24	LA	120-123*	L	110-46
3/1	P	94-81	W	111-46
3/26	P	104-96	W	112-46

2001-02 (3-1)

11/8	P	119-101	W	113-46
1/1	LA	97-112	L	113-47
1/19	P	113-93	W	114-47
2/18	LA	80-79	W	115-47

2002-03 (3-1)

11/15	P	112-88	W	116-47
12/18	LA	97-93	W	117-47
2/28	P	109-103	W	118-47
4/16	LA	93-107	L	118-48

2003-04 (2-2)

1/13	LA	96-103*	L	118-49
2/18	P	101-86	W	119-49
3/7	LA	71-91	L	119-50
3/24	P	91-85	W	120-50

2004-05 (2-2)

11/5	P	94-81	W	121-50
1/5	LA	98-102	L	121-51
1/28	P	90-86	W	122-51
3/21	LA	89-96	L	122-52

2005-06 (0-3)

1/1	P	94-100	L	122-53
3/26	P	83-97	L	122-54
4/12	LA	93-97	L	122-55

2006-07 (1-3)

11/16	LA	89-102	L	122-56
12/15	P	109-99	W	123-56
3/31	P	86-99	L	123-57
4/13	LA	89-107	L	123-58

2007-08 (3-0)

2/27	LA	82-80	W	124-58
3/21	P	107-102	W	125-58
3/22	LA	83-72	W	126-58

2008-09 (3-1)

12/12	P	112-120*	L	126-59
1/26	LA	113-88	W	127-59
2/22	P	116-87	W	128-59
4/11	LA</			

LOS ANGELES LAKERS



555 N. Nash St.
El Segundo, CA 90245
(310) 426-6000
STAPLES Center (18,997)



Phil Jackson
Head Coach
10th year

All-time vs. Portland: 30-22 (.577)

V.P., Public Relations John Black
Radio Spero Dedes, Mychal Thompson
Spanish Radio Fernando Gonzalez, Pepe Mantilla
Television Joel Meyers, Stu Lantz

Assistant Coaches .. Kareem Abdul-Jabbar, Jim Cleamons,
Frank Hamblen, Craig Hodges, Brian Shaw
Head Athletic Trainer Gary Vitti

2008-09 RESULTS

Series tied, 2-2

10/28 at LAL - L.A. Lakers 96, Portland 76
1/4 at LAL - L.A. Lakers 100, Portland 86
3/9 at POR - Portland 111, L.A. Lakers 94
4/10 at POR - Portland 106, L.A. Lakers 98

2009-10 MATCHUPS

Friday, Jan. 8 - at Portland (7 p.m.)
Saturday, Feb. 6 - at Portland (7 p.m.)
Sunday, April 11 - at L.A. Lakers (12:30 p.m.)
*All Times Pacific

2008-09 TRAIL BLAZERS vs. LAKERS

Player	G	S	Min.	FG	FGA	Pct.	3FG	3At	Pct.	FT	FTA	Pct.	Off	Def	RB	Ast.	PF	St	TO	Bl	Pts.	Avg.
Roy	3	3	113	21	51	.412	5	13	.385	18	19	.947	3	10	13	18	2	5	5	1	65	21.7
Aldridge	4	4	152	28	64	.438	2	7	.286	4	5	.800	13	23	36	10	7	5	8	6	62	15.5
Fernandez	4	1	104	19	37	.514	9	20	.450	9	11	.818	5	8	13	7	6	5	2	0	56	14.0
Outlaw	4	1	98	17	42	.405	7	17	.412	12	18	.667	2	7	9	5	11	0	4	1	53	13.3
Blake	4	4	124	16	43	.372	11	25	.440	3	5	.600	2	7	9	19	6	3	3	0	46	11.5
Batum	4	3	79	12	21	.571	4	7	.571	4	5	.800	7	8	15	5	6	3	1	1	32	8.0
Oden	3	2	71	6	16	.375	0	0	---	8	17	.471	6	9	15	1	11	0	3	1	20	6.7
Przybylla	4	2	94	11	18	.611	0	0	---	4	10	.400	12	33	45	2	11	3	0	3	26	6.5
Frye	3	0	42	3	14	.214	1	4	.250	0	0	---	2	3	5	2	7	1	2	0	7	2.3
Bayless	3	0	29	1	10	.100	0	2	.000	3	6	.500	1	5	6	4	5	1	4	0	5	1.7
Rodriguez	4	0	46	2	12	.167	0	6	.000	1	3	.333	3	3	6	14	3	1	6	0	5	1.3
Diogu	2	0	5	0	3	.000	0	0	---	2	2	1.000	1	1	2	0	0	0	0	0	2	1.0
Randolph	1	0	3	0	0	---	0	0	---	0	0	---	0	0	0	0	0	0	0	0	0	0.0
Portland	4	4	960	136	331	.411	39	101	.386	68	101	.673	57	117	174	87	75	27	45	13	379	94.8

2008-09 LAKERS vs. TRAIL BLAZERS

Player	G	S	Min.	FG	FGA	Pct.	3FG	3At	Pct.	FT	FTA	Pct.	Off	Def	RB	Ast.	PF	St	TO	Bl	Pts.	Avg.
Bryant	4	4	141	40	89	.449	6	18	.333	21	24	.875	2	19	21	13	14	3	13	1	107	26.8
Gasol	4	4	129	27	40	.675	0	0	---	10	11	.909	7	22	29	6	9	2	5	3	64	16.0
Radmanovic	2	1	42	7	10	.700	4	6	.667	6	7	.857	3	6	9	0	4	4	1	0	24	12.0
Odum	4	1	112	15	32	.469	2	8	.250	11	15	.733	9	22	31	7	14	3	9	3	43	10.8
Bynum	3	3	93	11	27	.407	0	0	---	3	5	.600	6	13	19	4	12	0	2	4	25	8.3
Mbenga	1	0	16	3	4	.750	0	0	---	2	2	1.000	2	1	3	4	2	2	0	1	8	8.0
Farmar	3	0	53	6	21	.286	4	6	.667	5	6	.833	2	5	7	10	5	1	6	0	21	7.0
Brown	2	0	23	6	6	1.000	3	3	1.000	0	0	---	0	3	3	1	0	0	1	0	15	7.5
Vujacic	4	0	71	9	19	.474	4	9	.444	1	1	1.000	2	5	7	6	9	1	0	0	23	5.8
Ariza	4	2	90	7	18	.389	3	9	.333	5	8	.625	1	13	14	3	9	4	4	4	22	5.5
Fisher	4	4	105	7	27	.259	4	9	.444	4	4	1.000	2	10	12	10	7	2	5	0	22	5.5
Morrison	1	0	3	2	2	1.000	0	0	---	0	0	---	0	1	1	0	0	0	1	0	4	4.0
Walton	3	1	49	2	11	.182	0	3	.000	1	2	.500	2	3	5	12	7	1	2	0	5	1.7
Mihm	2	0	5	1	1	1.000	0	0	---	0	0	---	1	1	2	0	0	0	0	1	2	1.0
Powell	3	0	28	1	5	.200	0	0	---	1	2	.500	2	2	4	2	4	0	3	0	3	1.0
Sun	1	0	1	0	1	.000	0	1	.000	0	0	---	0	0	0	0	1	0	0	0	0	0.0
L.A. Lakers	4	4	960	144	313	.460	30	72	.417	70	87	.805	41	126	167	78	97	23	54	17	388	97.0



All-Time Trail Blazers vs. Lakers

1970-71 (0-4)

11/23	P	108-128	L	0-1
12/6	LA	120-131	L	0-2
1/31	LA	120-133	L	0-3
2/18	P	114-136	L	0-4

1971-72 (0-6)

11/13	P	108-130	L	0-5
12/5	LA	107-123	L	0-6
12/14	LA	114-129	L	0-7
1/30	LA	139-151	L	0-8
2/18	LA	114-125	L	0-9
2/19	P	94-115	L	0-10

1972-73 (0-6)

10/20	LA	104-126	L	0-11
11/4	P	120-134	L	0-12
12/10	LA	101-137	L	0-13
12/26	LA	92-116	L	0-14
2/17	P	103-110	L	0-15
3/6	P	102-114	L	0-16

1973-74 (3-4)

10/28	LA	98-111	L	0-17
10/30	LA	114-112	W	1-17
11/24	P	108-113	L	1-18
11/25	LA	109-137	L	1-19
12/1	P	134-115	W	2-19
2/3	LA	91-124	L	2-20
3/5	P	107-102	W	3-20

1974-75 (5-2)

10/29	P	102-105	L	3-21
11/16	P	112-89	W	4-21
12/15	P	100-97	W	5-21
12/22	LA	102-115	L	5-22
12/26	LA	117-116**	W	6-22
4/1	LA	124-106	W	7-22
4/6	P	126-97	W	8-22

1975-76 (4-3)

11/26	P	118-101	W	9-22
11/30	LA	109-116	L	9-23
12/26	LA	95-104	L	9-24
1/4	LA	101-110	L	9-25
1/23	P	119-96	W	10-25
1/30	LA	121-113	W	11-25
4/6	P	106-104	W	12-25

1976-77 (1-3)

11/26	LA	111-99*	L	12-26
12/18	P	99-104	L	12-27
1/2	LA	99-104	L	12-28
4/9	P	145-116	W	13-28

1977-78 (4-0)

11/27	LA	100-93	W	14-28
12/23	P	108-98	W	15-28
3/31	LA	103-101	W	16-28
4/9	P	114-99	W	17-28

1978-79 (2-2)

12/12	P	117-115	W	18-28
12/29	LA	95-118	L	18-29
3/21	LA	114-110	W	19-29
4/7	P	98-99	L	19-30

1979-80 (4-2)

10/19	LA	99-82	W	20-30
11/20	P	114-99	W	21-30
1/24	P	111-103	W	22-30
2/13	LA	103-129	L	22-31
3/9	P	142-121	W	23-31
3/12	LA	94-102	L	23-32

1980-81 (3-3)

10/21	P	107-103	W	24-32
11/4	LA	118-119	L	24-33
12/19	LA	110-106	W	25-33
12/23	P	108-102	W	26-33
1/26	LA	112-124	L	26-34
3/21	P	111-117	L	26-35

1981-82 (1-5)

10/13	P	102-100	W	27-35
11/13	LA	115-119	L	27-36
12/11	LA	116-124	L	27-37
12/18	P	110-124	L	27-38
3/16	P	108-120	L	27-39
4/4	LA	111-129	L	27-40

1982-83 (3-3)

11/7	LA	89-103	L	27-41
12/3	LA	100-115	L	27-42
12/14	P	107-103	W	28-42
1/25	P	120-125	L	28-43
2/6	P	107-101	W	28-43
4/17	LA	119-108	W	30-43

1983-84 (1-5)

11/19	LA	110-117	L	30-44
12/18	LA	115-122	L	30-45
12/25	P	141-121	W	31-45
1/31	LA	124-129	L	31-46
4/8	P	113-119	L	31-47
4/11	LA	108-121	L	31-48

1984-85 (1-5)

11/4	LA	116-124	L	31-49
1/9	P	126-120	L	31-50
1/4	LA	95-120	L	31-51
1/29	P	106-122	L	31-52
3/26	P	116-113*	W	32-52
4/7	LA	133-135*	L	32-53

1985-86 (0-6)

11/14	LA	102-114	L	32-54
11/23	P	113-130	L	32-55
1/6	LA	121-125	L	32-56
3/30	P	94-118	L	32-57
1/30	LA	122-128	L	32-58
4/8	P	114-120	L	32-59

1986-87 (1-5)

12/18	LA	115-131	L	32-60
1/1	P	104-140	L	32-61
1/27	LA	100-107	L	32-62
2/5	LA	105-104	W	33-62
3/12	LA	116-126	L	33-63
4/3	P	121-127	L	33-64

1987-88 (3-3)

11/17	LA	115-142	L	33-65
12/2	LA	117-104	W	34-65
1/3	P	81-98	L	34-66
3/15	P	112-95	W	35-66
4/9	P	119-109	W	36-66
4/12	LA	103-109	L	36-67

1988-89 (0-5)

11/18	LA	105-106	L	36-68
1/4	LA	120-133	L	36-69
2/3	LA	129-140	L	36-70
2/16	P	101-110	L	36-71
4/21	P	114-121	L	36-72

1989-90 (3-2)

2/6	P	119-121*	L	36-73
2/14	LA	132-128**	W	37-73
3/27	P	130-111	W	38-73
3/30	LA	106-135	L	38-74
4/22	P	138-88	W	39-74

1990-91 (3-2)

11/6	LA	125-123*	W	40-74
1/3	P	104-108	L	40-75
2/17	LA	96-106	L	40-76
3/29	LA	109-105**	W	41-76
4/13	P	118-113	W	42-76

1991-92 (4-1)

12/28	LA	98-88	W	43-76
1/21	P	131-92	W	44-76
3/3	P	105-101	W	45-76
3/18	LA	98-93	W	46-76
4/18	P	101-109	L	46-77

1992-93 (2-3)

11/27	P	90-98	L	46-78
12/9	LA	111-124	L	46-79
1/15	LA	96-99	L	46-80
2/18	P	105-103	W	47-80
4/9	LA	109-105	W	48-80

1993-94 (5-0)

11/8	LA	109-102	W	49-80
12/10	P	117-99	W	50-80
1/21	P	111-93	W	51-80
4/9	P	112-104	W	52-80
4/15	LA	105-100	W	53-80

1994-95 (3-2)

1/9	P	129-83	W	54-80
2/19	LA	83-93	L	54-81
3/22	LA	114-121	L	54-82
4/20	P	111-97	W	55-82
4/22	LA	109-104	W	56-82

1995-96 (2-2)

11/21	LA	109-108	L	57-82
12/23	P	99-102	L	57-83
3/12	LA	105-99	W	58-83
4/21	P	88-92	L	58-84

1996-97 (3-1)

12/13	LA	119-120*	L	58-85
1/6	P	88-84	W	59-85
1/16	LA	102-98	W	60-85
4/20	P	100-96	W	61-85

1997-98 (2-2)

12/6	P	105-99	W	62-85
2/4	LA	115-122	L	62-86
2/10	P	117-105	W	63-86
3/11	LA	107-121	L	63-87

1998-99 (2-2)

4/13	P	113-86	W	64-87
4/21	P	88-82	W	65-87
3/29	LA	89-108	L	65-88
5/5	LA	91-119	L	65-89

1999-2000 (2-2)

11/6	P	97-82	W	66-89
12/3	LA	80-93	L	66-90
1/22	LA	95-91	W	67-90
2/29	P	87-90	L	67-91

2000-01 (2-2)

10/31	P	86-96	L	67-92
12/13	P	96-86	W	68-92
12/25	LA	109-104	W	69-92
4/15	LA	100-105	L	69-93

2001-02 (2-2)

10/30	LA	87-98	L	69-94
2/17	P	111-105	W	70-94
3/29	LA	79-91	L	70-95
4/14	P	128-120**	W	71-95

2002-03 (2-2)

10/30	P	102-90	W	72-95
11/3	LA	95-98*	L	72-96
2/21	LA	84-92	L	72-97
4/13	P	101-99	W	73-97

2003-04 (2-1)

12/13	P	112-108	W	74-97
2/17	LA	86-89	L	74-98
4/6	LA	91-80	W	75-98
4/14	P	104-105**	L	75-99

2004-05 (1-2)

2/1	LA	79-92	L	75-100
2/17	P	83-86	L	75-101
4/6	P	106-103	W	76-101

2005-06 (2-2)

1/11	P	113-103	W	77-101
2/21	LA	82-99	L	77-102
3/1	P	99-93	W	78-102
4/14	LA	99-110	L	78-103

2006-07 (2-1)

11/8	P	101-90	W	79-103
2/21	LA	112-108	W	80-103
3/16	LA	111-116*	L	80-104

2007-08 (2-1)

2/26	LA	83-96	L	80-105
4/8	LA	91-104	L	81-106
4/2	P	112-103	W	82-106

2008-09 (2-2)

10/28	LA	76-96	L	82-107
1/4	LA	86-100		

MEMPHIS GRIZZLIES



191 Beale St.
 Memphis, TN 38103
 (901) 205-1234
 FedExForum (18,119)



Lionel Hollins
 Head Coach
 2nd year (3rd overall)
 All-time vs. Portland: 1-2 (.333)

Director, Media RelationsDustin Krugel
Radio Eric Hasseltine, Hank McDowell, Elliot Perry
TelevisionPete Pranica, Sean Tuohy, Rob Fischer

Assistant Coaches Henry Bibby, Johnny Davis,
 Barry Hecker, David Joerger, Damon Stoudamire
Head Athletic Trainer Drew Graham

2008-09 RESULTS

Portland won, 4-0

2/18 at POR - Portland 94, Memphis 90
 3/16 at MEM - Portland 103, Memphis 92
 3/28 at POR - Portland 86, Memphis 66
 4/7 at MEM - Portland 96, Memphis 93

2009-10 MATCHUPS

Tuesday, Nov. 10 - at Memphis (5 p.m.)
Friday, Nov. 27 - at Portland (7 p.m.)
Tuesday, Jan. 5 - at Portland (7 p.m.)
 Monday, March 1 - at Memphis (5 p.m.)
 *All Times Pacific

2008-09 TRAIL BLAZERS vs. GRIZZLIES

Player	G	S	Min.	FG	FGA	Pct.	3FG	3At	Pct.	FT	FTA	Pct.	Off	Def	RB	Ast.	PF	St	TO	Bl	Pts.	Avg.
Roy	4	4	147	31	63	.492	6	13	.462	21	27	.778	11	11	22	26	6	6	13	0	89	22.3
Aldridge	4	4	153	29	64	.453	1	1	1.000	11	13	.846	8	21	19	11	12	5	5	5	70	17.5
Oden	2	0	45	8	17	.471	0	0	---	6	8	.750	7	7	14	0	9	0	3	2	22	11.0
Outlaw	4	0	100	16	37	.432	3	11	.273	9	13	.692	5	12	17	3	9	2	4	2	44	11.0
Przybilla	4	4	108	13	23	.565	0	0	---	9	9	1.000	12	30	42	0	12	3	5	9	35	8.8
Fernandez	4	0	92	12	33	.364	6	17	.353	2	2	1.000	0	5	5	8	5	6	3	0	32	8.0
Blake	4	4	135	11	21	.524	5	12	.417	0	0	---	0	12	12	19	6	3	8	0	27	6.8
Batum	4	4	71	10	17	.588	3	7	.429	2	2	1.000	4	1	5	3	7	0	1	2	25	6.3
Rodriguez	3	0	46	5	11	.455	2	6	.333	5	8	.625	5	3	8	10	4	2	6	0	17	5.7
Frye	4	0	47	5	16	.313	0	1	.000	4	5	.800	5	8	13	1	7	0	3	2	14	3.5
Bayless	2	0	14	1	3	.333	0	0	---	2	2	1.000	0	0	0	1	1	0	4	0	4	2.0
Ruffin	1	0	3	0	0	---	0	0	---	0	0	---	0	0	0	0	1	1	0	0	0	0.0
Portland	4	4	960	141	305	.462	26	68	.382	71	89	.798	57	110	167	82	79	28	60	22	379	94.8

2008-09 GRIZZLIES vs. TRAIL BLAZERS

Player	G	S	Min.	FG	FGA	Pct.	3FG	3At	Pct.	FT	FTA	Pct.	Off	Def	RB	Ast.	PF	St	TO	Bl	Pts.	Avg.
Mayo	4	4	160	36	70	.514	9	19	.474	2	2	1.000	2	9	11	19	10	5	9	0	83	20.8
Gay	4	4	160	28	60	.467	3	11	.273	7	11	.636	7	15	22	8	14	3	4	4	66	16.5
Conley	4	4	150	20	44	.455	6	11	.545	3	4	.750	4	13	17	23	7	4	9	0	49	12.3
Warrick	4	1	97	16	33	.485	0	1	.000	9	14	.643	2	12	14	4	11	4	5	1	41	10.3
Gasol	4	4	140	14	31	.452	0	0	---	9	12	.750	6	20	26	4	15	2	8	6	37	9.3
Lowry	1	0	5	1	2	.500	0	1	.000	4	4	1.000	0	1	1	0	0	1	0	0	6	6.0
Haddadi	2	0	24	3	5	.600	0	0	---	5	8	.625	5	2	7	1	4	0	3	0	11	5.5
Milicic	3	0	26	6	12	.500	0	0	---	2	2	1.000	1	2	3	1	2	0	1	1	14	4.7
Miles	2	0	19	3	8	.375	0	0	---	0	0	---	2	4	6	0	3	0	3	4	6	3.0
Ross	3	0	48	3	11	.273	1	3	.333	2	2	1.000	2	0	2	3	4	2	1	0	9	3.0
Arthur	4	3	51	4	15	.267	0	0	---	1	1	1.000	3	5	8	0	9	1	0	4	9	2.3
Jaric	4	0	44	2	6	.333	0	0	---	4	6	.667	2	0	2	5	5	2	4	0	8	2.0
Buckner	3	0	36	1	7	.143	0	0	---	0	0	---	3	3	6	1	3	2	2	0	2	0.7
Memphis	4	4	960	137	304	.451	19	46	.413	48	66	.727	39	86	125	69	87	26	55	20	341	85.3



All-Time Trail Blazers vs. Grizzlies

1995-96 (2-2)		1999-2000 (3-1)		2003-04 (2-2)		2007-08 (3-0)	
11/2 P 80-92 L 0-1		11/2 V 106-86 W 12-4		11/5 P 93-87 W 22-10		11/9 P 110-98 W 28-19	
12/15 V 100-104* L 0-2		3/3 P 101-91 W 13-4		12/7 M 79-93 L 22-11		12/3 M 106-105 W 29-19	
4/2 P 101-85 W 1-2		4/6 V 87-89 L 13-5		1/28 M 88-76 W 23-11		4/15 P 113-91 W 30-19	
4/14 V 81-79 W 2-2		4/8 P 98-85 W 14-5		3/3 P 88-97 L 23-12			
1996-97 (4-0)		2000-01 (2-2)		2004-05 (1-3)		2008-09 (4-0)	
11/1 V 114-85 W 3-2		12/29 P 104-81 W 15-5		11/17 P 82-101 L 23-13		2/18 P 94-90 W 31-19	
12/12 P 99-78 W 4-2		3/6 P 97-105 L 15-6		2/11 M 82-88 L 23-14		3/16 M 103-92 W 32-19	
3/28 P 115-81 W 5-2		3/9 V 85-95 L 15-7		3/12 P 88-66 W 24-14		3/28 P 86-66 W 33-19	
4/17 V 105-73 W 6-2		4/12 V 100-87 W 16-7		3/14 M 83-104 L 24-15		4/7 M 96-93 W 34-19	
1997-98 (2-2)		2001-02 (2-2)		2005-06 (1-2)		* Overtime periods	
12/19 P 96-91 W 7-2		11/5 M 101-85 W 17-7		11/22 M 95-87 W 25-15		V - Vancouver	
12/21 V 86-88 L 7-3		1/24 P 120-82 W 18-7		12/21 M 79-89 L 25-16			
3/26 P 109-102 W 8-3		3/25 P 100-103 L 18-8		12/30 P 90-93 L 25-17			
4/10 V 96-105* L 8-4		4/11 M 99-102 L 18-9					
1998-99 (3-0)		2002-03 (3-1)		2006-07 (2-2)			
2/8 V 95-76 W 9-4		11/6 P 94-88 W 19-9		12/13 M 85-79 W 26-17			
3/8 V 92-73 W 10-4		1/15 P 100-92 W 20-9		1/27 M 135-132** W 27-17			
4/6 P 98-89 W 11-4		1/20 M 99-87 W 21-9		2/23 P 102-103 L 27-18			
		4/11 M 93-96 L 21-10		3/29 P 92-96 L 27-19			

Series History & Highlights

All-time series record: Trail Blazers lead, 34-19

In Portland: Trail Blazers lead, 18-8

At the Grizzlies: Trail Blazers lead, 16-11 (*Includes games played in Vancouver*)

In Memphis only: Trail Blazers lead, 9-6

Longest Win Streaks: Trail Blazers (7-twice/current), Grizzlies (3)

Biggest Trail Blazers Win: 38 points, 120-82, 1/24/02

Biggest Grizzlies Win: 21 points, 104-83, 3/14/05

Most Points, Trail Blazers: 135-132, 1/27/07 (2OT); 120-82, 1/24/02

Fewest Points, Trail Blazers: 79-93, 12/7/03; 79-89, 12/21/05

Most Points, Grizzlies: 132-135, 1/27/07 (2OT); 105-96, 4/10/98 (OT); 105-97, 3/6/01; 105-106, 12/3/07

Fewest Points, Grizzlies: 66-88, 3/12/05; **66-86, 3/28/09**

Overtime Games: (3) Grizzlies 2, Trail Blazers 1

Individual Bests, Trail Blazers:

Points: 43---Zach Randolph, 3/29/07

Rebounds: 20---Zach Randolph, 4/11/03

Assists: 13---Rod Strickland, 12/15/95

Individual Bests, Grizzlies:

Points: 31---Bryant Reeves, 3/26/98; 31---Shareef Abdur-Rahim, 4/11/98;

31---O.J. Mayo, 4/7/09

Rebounds: 17---Bryant Reeves, 12/15/95

Assists: 14---Mike Bibby, 3/3/00; 14---Earl Watson, 12/7/03

MIAMI HEAT



601 Biscayne Blvd.
Miami, FL 33132
(786) 777-4328
AmericanAirlines Arena (19,600)



Erik Spoelstra
Head Coach
2nd Year
All-time vs. Portland: 0-2 (.000)

V.P., Sports Media Relations Tim Donovan
Radio Mike Inglis, John Crotty
Spanish Radio Jose Paneda
Television Eric Reid, Tony Fiorentino, Jason Jackson

Assistant Coaches Keith Askins, David Fizdale,
Bob McAdoo, Chad Kammerer, Ron Rothstein
Head Athletic Trainer Jay Sabol

2008-09 RESULTS

Portland won, 2-0

11/12 at MIA - Portland 104, Miami 96
11/26 at POR - Portland 106, Miami 68

2009-10 MATCHUPS

Tuesday, Dec. 1 - at Portland (7 p.m.)

Sunday, Dec. 20 - at Miami (3 p.m.)

*All Times Pacific

2008-09 TRAIL BLAZERS vs. HEAT

Player	G	S	Min.	FG	FGA	Pct.	3FG	3At	Pct.	FT	FTA	Pct.	Off	Def	RB	Ast.	PF	St	TO	Bl	Pts.	Avg.
Fernandez	2	0	48	12	21	.571	6	11	.545	8	8	1.000	2	4	6	5	2	3	4	1	38	19.0
Aldridge	2	2	64	13	27	.481	0	0	---	4	8	.500	7	7	14	3	5	4	3	3	30	15.0
Roy	2	2	66	8	24	.333	0	4	.000	14	19	.737	6	6	12	8	0	0	4	0	30	15.0
Outlaw	2	0	51	9	21	.429	2	7	.286	5	6	.833	1	9	10	5	3	0	3	2	25	12.5
Batum	2	2	37	9	16	.563	3	7	.429	0	0	---	3	4	7	2	4	3	1	1	21	10.5
Frye	2	0	34	9	14	.643	2	3	.667	1	1	1.000	1	3	4	1	3	0	0	0	21	10.5
Blake	2	2	50	5	13	.385	4	10	.400	2	2	1.000	0	2	2	7	3	2	5	0	16	8.0
Oden	2	1	42	5	9	.556	0	0	---	3	4	.750	5	7	12	0	6	0	3	3	13	6.5
Przybilla	2	1	42	4	5	.800	0	0	---	3	3	1.000	4	15	19	1	1	1	2	5	11	5.5
Rodriguez	2	0	39	2	5	.400	1	3	.333	0	0	---	1	4	5	16	5	0	2	0	5	2.5
Bayless	1	0	6	0	0	---	0	0	---	0	0	---	1	3	4	1	0	0	1	0	0	0.0
Diogu	1	0	2	0	2	.000	0	0	---	0	0	---	0	0	0	0	0	0	0	0	0	0.0
Portland	2	0	480	76	157	.484	18	45	.400	40	51	.784	31	64	95	49	32	13	29	15	210	105.0

2008-09 HEAT vs. TRAIL BLAZERS

Player	G	S	Min.	FG	FGA	Pct.	3FG	3At	Pct.	FT	FTA	Pct.	Off	Def	RB	Ast.	PF	St	TO	Bl	Pts.	Avg.
Wade	2	2	68	17	36	.472	1	6	.167	13	19	.684	2	10	12	14	6	7	7	3	48	24.0
Beasley	2	2	63	12	27	.444	2	6	.333	2	2	1.000	1	6	7	1	7	1	4	1	28	14.0
Banks	1	0	22	5	6	.833	0	1	.000	1	1	1.000	0	4	4	1	2	1	1	0	11	11.0
Chalmers	2	2	60	4	14	.286	0	3	.000	7	8	.875	0	2	2	4	5	2	7	0	15	7.5
Haslem	2	2	60	6	17	.353	0	0	---	2	2	1.000	6	11	17	2	4	0	1	0	14	7.0
Cook	2	0	58	4	22	.182	3	13	.231	0	0	---	1	5	6	1	2	4	3	0	11	5.5
Blount	2	0	35	4	13	.308	2	4	.500	0	0	---	1	4	5	1	2	0	0	1	10	5.0
Diawara	2	2	31	4	8	.500	2	6	.333	0	0	---	0	1	1	1	3	0	0	0	10	5.0
Quinn	2	0	42	4	7	.571	1	3	.333	1	1	1.000	0	1	1	6	5	0	1	0	10	5.0
Anthony	2	0	34	2	4	.500	0	0	---	1	1	1.000	6	2	8	0	4	1	2	3	5	2.5
Livingston	1	0	7	1	2	.500	0	0	---	0	0	---	0	0	0	0	0	0	0	0	2	2.0
Miami	2	0	480	63	156	.404	11	42	.262	27	34	.794	17	46	63	31	40	16	28	8	164	82.0



All-Time Trail Blazers vs. Heat

1988-89 (4-0)	12/2 M 105-102 W 1-0	1993-94 (2-0)	11/30 M 123-109 W 12-1	1999-2000 (1-1)	11/16 M 101-96 W 19-4	2004-05 (1-1)	11/23 M 99-87 W 26-7
1/3 P 119-95 W 2-0	1/14 P 115-110 W 13-1			12/7 P 76-86 L 19-5		1/7 P 92-103 L 26-8	
2/26 M 124-102 W 3-0	1994-95 (2-0)	1/9 M 99-90 W 14-1	2000-01 (1-1)	11/18 M 80-86 L 19-6	2005-06 (0-2)	11/23 M 79-100 L 26-9	
4/14 P 97-86 W 4-0	3/14 P 121-114 W 15-1		1/18 P 85-74 W 20-6	1/8 P 89-118 L 26-10			
1989-90 (2-0)		1995-96 (2-0)	1/10 P 90-89 W 16-1	2001-02 (1-1)	1/10 M 92-85 W 21-6	2006-07 (0-2)	1/7 P 90-93 L 26-11
12/5 M 113-107 W 5-0		3/1 M 102-88 W 17-1		1/17 P 90-92* L 21-7	2/13 M 85-104 L 26-12		
1/2 P 119-95 W 6-0		1996-97 (1-1)	1/8 P 81-85 L 17-2	2002-03 (2-0)		2007-08 (2-0)	12/6 P 112-106 W 27-12
1990-91 (2-0)		2/21 M 114-110 W 18-2		2/5 M 101-87 W 23-7		1/18 M 98-91 W 28-12	
12/4 M 98-95 W 7-0		1997-98 (0-2)	1/13 P 68-76 L 18-3	2003-04 (2-0)		2008-09 (2-0)	11/12 M 104-96 W 29-12
1/5 P 132-108 W 8-0		3/22 M 80-112 L 18-4		11/19 P 94-93 W 24-7		11/26 P 106-68 W 30-12	
1991-92 (2-0)				2/23 M 89-81 W 25-7			
12/29 P 129-96 W 10-0		1998-99					
1992-93 (1-1)		Did not play each other					
1/14 P 104-93* W 11-1							
2/24 M 91-102 L 11-1							

* Overtime periods

Series History & Highlights

All-time series record: Trail Blazers lead, 30-12

In Portland: Trail Blazers lead, 14-7

In Miami: Trail Blazers lead, 16-5

Longest Win Streaks: Trail Blazers (11), Heat (5)

Biggest Trail Blazers Win: 38 points, 106-68, 11/26/08

Biggest Heat Win: 32 points, 112-80, 3/22/98

Most Points, Trail Blazers: 132-108, 1/5/91

Fewest Points, Trail Blazers: 68-76, 1/13/98

Most Points, Heat: 118-89, 1/8/06

Fewest Points, Heat: 68-106, 11/26/08

Overtime Games: (2) Trail Blazers 1, Heat 1

Individual Bests, Trail Blazers:

Points: 36---Clyde Drexler, 12/2/88

Rebounds: 15---Clyde Drexler, 4/14/89; 15---Buck Williams, 1/10/96;

15---Arvydas Sabonis, 1/8/97

Assists: 14---Clyde Drexler, 12/5/89

Individual Bests, Heat:

Points: 37---Dwyane Wade, 1/18/08

Rebounds: 14---Isaac Austin, 2/21/97; 14---Brian Grant, 2/05/03

Assists: 15---Sherman Douglas, 12/4/90

MILWAUKEE BUCKS



1001 N. Fourth St.
Milwaukee, WI 53203
(414) 227-0500
Bradley Center (18,717)



Scott Skiles
Head Coach
2nd year

All-time vs. Portland: 9-12 (.429)

Director, Public Relations Dan Smyczek
Radio Ted Davis
Television Jim Paschke, Jon McGlocklin

Assistant Coaches Jim Boylan, Adrian Griffin,
Bill Peterson, Kelvin Sampson, Joe Wolf
Head Athletic Trainer Marc Boff

2008-09 RESULTS

Portland won, 2-0

1/19 at POR - Portland 102, Milwaukee 85
3/21 at MIL - Portland 96, Milwaukee 84

2009-10 MATCHUPS

Saturday, Dec. 12 - at Milwaukee (5:30 p.m.)

Wednesday, Jan. 13 - at Portland (7 p.m.)

*All Times Pacific

2008-09 TRAIL BLAZERS vs. BUCKS

Player	G	S	Min.	FG	FGA	Pct.	3FG	3At	Pct.	FT	FTA	Pct.	Off	Def	RB	Ast.	PF	St	TO	Bl	Pts.	Avg.
Blake	1	1	36	7	16	.438	6	10	.600	1	1	1.000	1	1	2	6	3	2	3	0	21	21.0
Roy	2	2	77	15	32	.469	1	5	.200	8	11	.727	4	10	14	14	3	2	4	1	39	19.5
Outlaw	2	1	59	10	22	.455	2	6	.333	13	15	.867	3	11	14	5	7	2	3	1	35	17.5
Aldridge	2	2	77	12	29	.414	0	1	.000	6	6	1.000	5	11	16	6	4	0	2	0	30	15.0
Oden	2	1	44	10	16	.625	0	0	---	6	12	.500	7	11	18	0	7	3	5	2	26	13.0
Fernandez	2	0	54	10	21	.476	4	11	.364	1	1	1.000	0	1	1	3	2	0	3	1	25	12.5
Bayless	1	0	14	1	4	.250	1	1	1.000	4	6	.667	0	2	2	1	4	0	1	0	7	7.0
Batum	1	1	22	2	7	.286	0	3	.000	0	0	---	3	5	8	1	2	2	1	0	4	4.0
Rodriguez	2	1	46	3	10	.300	1	3	.333	0	1	.000	3	7	10	10	4	1	5	0	7	3.5
Przybilla	2	1	50	1	2	.500	0	0	---	2	2	1.000	4	12	16	0	4	0	2	3	4	2.0
Portland	2	-	480	71	159	.447	15	40	.375	41	55	.745	30	71	101	46	40	12	34	8	198	99.0

2008-09 BUCKS vs. TRAIL BLAZERS

Player	G	S	Min.	FG	FGA	Pct.	3FG	3At	Pct.	FT	FTA	Pct.	Off	Def	RB	Ast.	PF	St	TO	Bl	Pts.	Avg.
Villanueva	2	2	77	18	40	.450	2	8	.250	11	13	.846	4	15	19	1	6	3	4	3	49	24.5
Jefferson	2	2	82	13	30	.433	3	5	.600	10	12	.833	0	11	11	2	10	3	7	1	39	19.5
Redd	1	1	38	6	14	.429	1	5	.200	0	2	.000	0	1	1	0	1	2	2	0	13	13.0
Bogans	1	0	25	3	9	.333	2	6	.333	2	2	1.000	0	2	2	3	3	2	1	0	10	10.0
Ridnour	2	1	58	6	17	.353	2	6	.333	4	6	.667	0	6	6	3	3	1	4	0	18	9.0
Elson	1	1	24	3	4	.750	0	0	---	1	1	1.000	4	4	8	1	3	3	0	0	7	7.0
Allen	1	0	21	3	6	.500	0	0	---	0	2	.000	3	0	3	1	5	0	1	0	6	6.0
Sessions	2	1	39	5	15	.333	0	0	---	2	2	1.000	1	3	4	9	1	3	7	0	12	6.0
Lue	1	0	18	2	4	.500	1	2	.500	0	0	---	0	1	1	4	4	0	0	0	5	5.0
Gadzuric	2	1	32	2	4	.500	0	0	---	1	2	.500	1	6	7	0	5	0	1	2	5	2.5
Mbah a Moute	2	1	49	2	8	.250	0	0	---	1	1	1.000	4	4	8	2	1	2	0	0	5	2.5
Bell	2	0	18	0	4	.000	0	1	.000	0	0	---	0	0	0	1	1	0	2	0	0	0.0
Milwaukee	2	-	480	63	155	.406	11	33	.333	32	43	.744	17	53	70	29	43	19	29	6	169	84.5



All-Time Trail Blazers vs. Bucks

1970-71 (1-3)

11/22	P	104-126	L	0-1
11/29	Mil	111-124	L	0-2
1/23	Mil	117-142	L	0-3
2/2	P	123-111	W	1-3

1971-72 (0-6)

10/17	P	94-127	L	1-4
11/16	P	105-125	L	1-5
11/26	Mil	105-120	L	1-6
12/29	Mil	84-123	L	1-7
1/16	Mil	97-126	L	1-8
2/26	P	98-109	L	1-9

1972-73 (1-5)

10/17	P	111-108	W	2-9
12/12	P	94-115	L	2-10
12/20	Mil	104-123	L	2-11
1/19	Mil	105-108	L	2-12
3/9	Mil	96-116	L	2-13
3/26	P	99-116	L	2-14

1973-74 (0-6)

11/13	Mil	100-108	L	2-15
12/12	Mil	86-116	L	2-16
12/16	P	98-121	L	2-17
1/19	Mil	106-121	L	2-18
1/29	P	106-126	L	2-19
3/24	P	110-120	L	2-20

1974-75 (2-2)

12/17	P	119-103	W	3-20
1/19	Mil	108-122	L	3-21
3/18	P	95-89	W	4-21
3/28	Mil	105-128	L	4-22

1975-76 (3-2)

11/1	Mil	113-97	W	5-22
12/3	Mil	92-114	L	5-23
2/1	P	107-97	W	6-23
3/23	P	100-97*	W	7-23
3/28	Mil	100-115	L	7-24

1976-77 (2-2)

11/19	P	124-111	W	8-24
11/30	Mil	106-115	L	8-25
12/4	P	112-108	W	9-25
12/30	Mil	107-127	L	9-26

1977-78 (3-1)

11/15	Mil	109-106	W	10-26
1/31	P	136-116	W	11-26
3/5	P	126-88	W	12-26
3/23	Mil	109-116	L	12-27

1978-79 (2-2)

10/28	P	106-95	W	13-27
11/21	Mil	93-123	L	13-28
3/25	P	110-122*	L	13-29
4/1	Mil	109-107	W	14-29

1979-80 (1-5)

11/8	Mil	89-98	L	14-30
11/13	P	92-101	L	14-31
1/20	Mil	88-89	L	14-32
1/29	P	96-103	L	14-33
3/14	Mil	110-122*	L	14-34
3/18	P	123-122	W	15-34

1980-81 (0-2)

11/20	P	93-97	L	15-35
1/18	Mil	103-110	L	15-36

1981-82 (0-2)

2/11	Mil	105-116	L	15-37
3/23	P	104-109	L	15-38

1982-83 (0-2)

2/1	P	99-115	L	15-39
2/10	Mil	92-102	L	15-40

1983-84 (1-1)

12/30	Mil	88-93	L	15-41
2/3	P	116-110	W	16-41

1984-85 (0-2)

2/2	P	95-105	L	16-42
3/10	Mil	94-110	L	16-43

1985-86 (0-2)

11/17	P	104-117	L	16-44
1/10	Mil	89-95	L	16-45

1986-87 (2-0)

1/11	Mil	103-91	W	17-45
2/22	P	124-120	W	18-45

1987-88 (1-1)

12/11	Mil	112-125	L	18-46
1/26	P	124-120	W	19-46

1988-89 (0-2)

11/29	Mil	114-119	L	19-47
1/26	P	109-127	L	19-48

1989-90 (1-1)

12/10	Mil	104-107	L	19-49
1/23	P	119-90	W	20-49

1990-91 (1-1)

12/30	Mil	112-117	L	20-50
1/20	P	116-112	W	21-50

1991-92 (2-0)

11/26	P	107-98*	W	22-50
3/10	Mil	126-112	W	23-50

1992-93 (2-0)

12/8	P	126-97	W	24-50
1/19	Mil	119-92	W	25-50

1993-94 (1-1)

12/19	P	93-81	W	26-50
3/31	Mil	109-111	L	26-51

1994-95 (2-0)

12/4	P	106-103	W	27-51
3/7	Mil	106-100	W	28-51

1995-96 (0-2)

11/30	P	99-100	L	28-52
1/5	Mil	96-113	L	28-53

1996-97 (2-0)

3/20	Mil	97-78	W	29-53
4/4	P	108-93	W	30-53

1997-98 (0-2)

1/5	P	92-98	L	30-54
1/10	Mil	90-95*	L	30-55

1998-99

Did not play each other

1999-2000 (2-0)

2/7	Mil	115-111	W	31-55
4/1	P	113-79	W	32-55

2000-01 (2-0)

11/22	Mil	93-84	W	33-55
1/5	P	119-115	W	34-55

2001-02 (2-0)

11/30	P	101-95	W	35-55
3/2	Mil	104-103*	W	36-55

2002-03 (0-2)

12/13	Mil	79-101	L	36-56
2/22	P	90-93	L	36-57

2003-04 (1-1)

12/16	P	99-106	L	36-58
3/16	Mil	100-99	W	37-58

2004-05 (2-0)

11/21	P	110-98	W	38-58
12/22	Mil	104-95	W	39-58

2005-06 (0-2)

3/18	Mil	93-97	L	39-59
3/20	P	93-100	L	39-60

2006-07 (1-1)

12/6	Mil	94-102*	L	39-61
1/21	P	99-95	W	40-61

2007-08 (2-0)

12/9	P	117-113*	W	41-61
3/7	Mil	103-101	W	42-61

2008-09 (2-0)

1/19	P	102-85	W	43-61
3/21	Mil	96-84	W	44-61

* Overtime periods

Series History & Highlights

All-time series record: Bucks lead, 61-44

In Portland: Trail Blazers lead, 29-23

In Milwaukee: Bucks lead, 38-15

Longest Win Streaks: Bucks (11), Trail Blazers (6)

Biggest Trail Blazers Win: 38 points, 126-88, 3/5/78

Biggest Bucks Win: 39 points, 123-84, 12/29/71

Most Points, Trail Blazers: 136-116, 1/31/78

Fewest Points, Trail Blazers: 79-101, 12/13/02

Most Points, Bucks: 142-117, 1/23/71

Fewest Points, Bucks: 78-97, 3/20/97

Overtime Games: (7) Trail Blazers 4, Bucks 3

Individual Bests, Trail Blazers:

Points: 38---Lionel Hollins, 3/23/78

Rebounds: 25---LeRoy Ellis, 11/29/70

Assists: 17---Terry Porter, 2/22/87

Individual Bests, Bucks:

Points: 50---Kareem Abdul-Jabbar, 1/19/75

Rebounds: 26---Kareem Abdul-Jabbar, 11/22/70

Assists: 14---Oscar Robertson, 10/17/72

MINNESOTA TIMBERWOLVES



600 First Ave. N.
Minneapolis, MN 55403
(612) 673-1600
Target Center (19,356)



Kurt Rambis
Head Coach
1st year

All-time vs. Portland: 2-2 (.500)

Director, Public Relations Mike Cristaldi
Radio Alan Horton
Television Tom Hanneman, Jim Petersen

Assistant Coaches J. B. Bickerstaff, Bill Laimbeer,
Reggie Theus, Dave Wohl
Head Athletic Trainer Gregg Farnam

2008-09 RESULTS

Portland won, 4-0

11/8 at POR - Portland 97, Minnesota 93
11/15 at MIN - Portland 88, Minnesota 83
2/27 at MIN - Portland 102, Minnesota 82
3/7 at POR - Portland 95, Minnesota 93

2009-10 MATCHUPS

Sunday, Nov. 8 - at Portland (6 p.m.)
Wednesday, Nov. 11 - at Minnesota (5 p.m.)
Saturday, Nov. 21 - at Portland (7 p.m.)
Saturday, Feb. 27 - at Minnesota (5 p.m.)
*All Times Pacific

2008-09 TRAIL BLAZERS vs. TIMBERWOLVES

Player	G	S	Min.	FG	FGA	Pct.	3FG	3At	Pct.	FT	FTA	Pct.	Off	Def	RB	Ast.	PF	St	TO	Bl	Pts.	Avg.
Roy	4	4	144	36	64	.563	4	5	.800	22	28	.786	5	9	14	26	6	2	7	0	98	24.5
Aldridge	4	4	144	19	51	.373	0	0	---	22	27	.815	19	21	40	6	9	2	6	4	60	15.0
Oden	1	0	24	4	8	.500	0	0	---	5	8	.625	2	6	8	1	5	2	2	3	13	13.0
Outlaw	4	0	112	19	40	.475	4	12	.333	6	13	.462	5	14	19	3	6	4	1	5	48	12.0
Fernandez	4	0	107	13	29	.448	8	22	.364	3	3	1.000	2	12	14	8	2	2	6	0	37	9.3
Blake	4	4	118	14	34	.412	5	14	.357	0	0	---	4	4	8	14	7	2	1	0	33	8.3
Batum	4	4	68	11	24	.458	4	12	.333	4	4	1.000	5	3	8	5	6	0	2	3	30	7.5
Rodriguez	4	0	48	7	16	.438	4	9	.444	4	4	1.000	2	3	5	10	5	2	7	0	22	5.5
Frye	4	0	65	8	21	.381	0	2	.000	3	4	.750	1	14	15	0	7	3	1	4	19	4.8
Przybylla	4	4	97	8	11	.727	0	0	---	2	3	.667	4	24	28	1	11	3	4	5	18	4.5
Bayless	2	0	21	1	4	.250	0	0	---	2	2	1.000	1	5	6	5	0	1	0	4	2.0	
Diogu	2	0	4	0	0	---	0	0	---	0	0	---	0	0	0	0	2	0	1	0	0	0.0
Randolph	1	0	5	0	0	---	0	0	---	0	0	---	1	1	2	0	0	0	1	0	0	0.0
Ruffin	1	0	3	0	0	---	0	0	---	0	0	---	0	0	0	0	1	0	0	0	0	0.0
Portland	4	4	960	140	302	.464	29	76	.382	73	96	.760	51	116	167	79	72	22	41	24	382	95.5

2008-09 TIMBERWOLVES vs. TRAIL BLAZERS

Player	G	S	Min.	FG	FGA	Pct.	3FG	3At	Pct.	FT	FTA	Pct.	Off	Def	RB	Ast.	PF	St	TO	Bl	Pts.	Avg.
Jefferson	2	2	71	22	39	.564	0	0	---	9	10	.900	5	6	11	8	5	3	3	6	53	26.5
Foye	4	1	133	21	53	.396	3	12	.250	12	12	1.000	3	6	9	11	12	2	7	0	57	14.3
Miller	4	3	134	18	28	.643	4	8	.500	7	8	.875	2	21	23	18	13	2	10	0	47	11.8
Gomes	4	2	111	19	38	.500	3	6	.500	4	4	1.000	4	20	24	5	9	2	4	2	45	11.3
Smith	4	0	80	17	25	.680	0	0	---	8	12	.667	3	7	10	4	7	4	2	1	42	10.5
McCants	2	0	28	7	21	.333	1	6	.167	5	6	.833	0	2	2	0	2	1	2	0	20	10.0
Brown	2	0	25	6	9	.667	2	3	.667	1	2	.500	0	1	1	3	0	1	2	0	15	7.5
Telfair	4	4	94	10	29	.345	2	4	.500	7	8	.875	0	3	3	14	8	0	7	0	29	7.3
Brewer	2	2	40	4	11	.364	1	1	1.000	0	0	---	0	6	6	5	7	1	2	0	9	4.5
Love	4	4	105	6	28	.214	0	0	---	6	8	.750	9	12	21	2	10	1	3	0	18	4.5
Collins	3	2	52	3	10	.300	0	0	---	2	2	1.000	7	6	13	0	9	0	1	3	8	2.7
Carney	2	0	28	1	7	.143	1	4	.250	2	2	1.000	2	2	4	1	3	0	2	2	5	2.5
Williams	2	0	13	0	2	.000	0	0	---	3	4	.750	0	3	3	0	1	0	0	2	3	1.5
Cardinal	1	0	17	0	1	.000	0	1	.000	0	0	---	1	4	5	2	2	0	1	0	0	0.0
Madsen	1	0	10	0	0	---	0	0	---	0	0	---	3	1	4	2	2	0	1	0	0	0.0
Ollie	3	0	22	0	3	.000	0	0	---	0	0	---	0	1	1	1	1	0	1	0	0	0.0
Minnesota	4	4	960	134	304	.441	17	45	.378	66	78	.846	39	101	140	76	91	17	48	16	351	87.8



All-Time Trail Blazers vs. Timberwolves

1989-90 (3-1)				1994-95 (4-0)				1999-2000 (2-2)				2004-05 (0-4)			
11/5	P	93-83	W 1-0	2/3	M	112-97	W 19-2	11/24	M	88-81	W 35-5	12/14	M	89-100	L 43-17
1/11	M	82-80	W 2-0	2/21	P	89-86	W 20-2	12/9	P	90-86	W 36-5	1/15	M	84-92	L 43-18
3/25	P	105-110	L 2-1	3/12	M	102-88	W 21-2	1/6	M	96-98	L 36-6	1/22	P	83-92	L 43-19
4/10	M	108-94	W 3-1	4/4	P	95-91	W 22-2	3/16	P	92-96	L 36-7	2/27	P	83-91	L 43-20
1990-91 (4-0)				1995-96 (4-0)				2000-01 (1-3)				2005-06 (2-2)			
11/29	P	107-92	W 4-1	11/10	M	108-102	W 23-2	1/27	M	80-93	L 36-8	11/2	M	86-90	L 43-21
1/15	M	132-117	W 5-1	1/7	P	113-97	W 24-2	2/13	P	109-88	W 37-8	12/7	P	74-84	L 43-22
3/30	P	121-91	W 6-1	2/7	M	103-93	W 25-2	4/1	P	95-99	L 37-9	12/23	M	91-83	W 44-22
4/2	M	104-93	W 7-1	3/19	P	106-78	W 26-2	4/4	M	79-83	L 37-10	2/3	P	89-85	W 45-22
1991-92 (4-0)				1996-97 (2-2)				2001-02 (2-2)				2006-07 (2-2)			
1/15	M	107-102	W 8-1	11/7	P	95-94*	W 27-2	12/30	P	93-95	L 37-11	11/4	P	88-86	W 46-22
12/16	P	119-104	W 9-1	11/12	M	97-100	L 27-3	2/6	M	103-113	L 37-12	11/14	M	89-101	L 46-23
3/11	M	124-113	W 10-1	1/26	P	101-94	W 28-3	3/6	P	85-78	W 38-12	1/24	P	101-98*	W 47-23
3/17	P	111-91	W 11-1	2/2	M	102-103	L 28-4	3/23	M	108-99	W 39-12	3/25	M	93-94	L 47-24
1992-93 (3-1)				1997-98 (3-1)				2002-03 (1-3)				2007-08 (4-0)			
1/20	M	110-94	W 12-1	11/4	P	122-105	W 29-4	12/14	M	98-92*	W 40-12	12/28	P	109-98	W 48-24
2/2	P	91-104	L 12-2	11/26	M	96-90	W 30-4	1/18	P	98-104	L 40-13	1/2	M	90-79	W 49-24
4/11	P	127-110	W 13-2	1/9	M	91-96	L 30-5	3/16	M	95-111	L 40-14	3/11	M	103-96	W 50-24
4/16	M	117-109	W 14-2	3/12	P	95-92	W 31-5	4/6	P	78-97	L 40-15	3/15	P	107-96	W 51-24
1993-94 (4-0)				1998-99 (3-0)				2003-04 (3-1)				2008-09 (4-0)			
12/8	M	114-111	W 15-2	2/28	M	100-93	W 32-5	12/26	P	101-92	W 41-15	11/8	P	97-93	W 52-24
12/18	P	105-95	W 16-2	3/5	P	97-85	W 33-5	1/8	M	75-96	L 41-16	11/15	M	88-83	W 53-24
1/28	P	109-98	W 17-2	4/25	P	100-84	W 34-5	3/10	P	92-79	W 42-16	2/27	M	102-82	W 54-24
4/22	M	118-103	W 18-2					3/14	M	92-83	W 43-16	3/7	P	95-93	W 55-24

* Overtime periods

Series History & Highlights

All-time series record: Trail Blazers lead, 55-24

In Portland: Trail Blazers lead, 30-10

In Minneapolis: Trail Blazers lead, 25-14

Longest Win Streaks: Trail Blazers (15), Timberwolves (6)

Biggest Trail Blazers Win: 30 points, 121-91, 3/30/91

Biggest Timberwolves Win: 21 points, 96-75, 1/8/04

Most Points, Trail Blazers: 132-117, 1/15/91

Fewest Points, Trail Blazers: 74-84, 12/7/05

Most Points, Timberwolves: 117-132, 1/15/91

Fewest Points, Timberwolves: 78-106, 3/13/96; 78-85, 3/6/02

Overtime Games: (3) Trail Blazers 3, Timberwolves 0

Individual Bests, Trail Blazers:

Points: 35---Clyde Drexler, 11/13/91; 35---Bonzi Wells, 2/6/02

Rebounds: 20---Arvydas Sabonis, 3/12/98

Assists: 14---Rod Strickland, 2/3/95

Individual Bests, Timberwolves:

Points: 31---Kevin Garnett (twice), 1/18/03 and 1/24/07 (OT)

Rebounds: 20---Kevin Garnett, 1/18/03

Assists: 16---Michael Williams, 4/16/93

NEW JERSEY NETS



390 Murray Hill Parkway
East Rutherford, NJ 07073
(201) 935-8888
IZOD Center (18,974)



Lawrence Frank
Head Coach
7th year

All-time vs. Portland: 3-7 (.300)

V.P., Public RelationsGary Sussman
RadioChris Carrino, Tim Capstraw
Television ..Marv Albert, Mike Fratello, Ian Eagle, Jim Spanarkel

Assistant CoachesTom Barrise, Rich Dalatri,
John Loyer, Doug Overton, Roy Rogers
Head Athletic TrainerTim Walsh

2008-09 RESULTS

Portland won, 2-0

1/15 at NJ - Portland 105, New Jersey 99
3/13 at POR - Portland 109, New Jersey 100

2009-10 MATCHUPS

Wednesday, Nov. 25 - at Portland (7 p.m.)
Tuesday, Feb. 23 - at New Jersey (4:30 p.m.)
*All Times Pacific

2008-09 TRAIL BLAZERS vs. NETS

Player	G	S	Min.	FG	FGA	Pct.	3FG	3At	Pct.	FT	FTA	Pct.	Off	Def	RB	Ast.	PF	St	TO	Bl	Pts.	Avg.
Roy	2	2	84	16	37	.432	0	4	.000	28	33	.848	3	7	10	8	2	4	0	0	60	30.0
Aldridge	2	2	77	14	31	.452	0	0	---	11	12	.917	8	8	16	5	4	1	4	1	39	19.5
Blake	1	1	40	5	8	.625	3	5	.600	2	2	1.000	0	3	3	5	3	0	4	0	15	15.0
Outlaw	2	0	59	8	19	.421	4	6	.667	6	10	.600	2	15	17	1	3	2	2	3	26	13.0
Bayless	2	0	37	6	11	.545	0	0	---	11	11	1.000	0	4	4	5	4	0	2	0	23	11.5
Batum	2	2	56	8	12	.667	2	5	.400	4	4	1.000	1	6	7	2	8	2	1	2	22	11.0
Fernandez	1	0	23	2	5	.400	2	3	.667	0	0	---	0	3	3	3	1	0	0	0	6	6.0
Frye	2	0	13	4	11	.364	0	1	.000	0	0	---	2	2	4	0	2	1	0	1	8	4.0
Przybylla	2	1	50	2	5	.400	0	0	---	3	6	.500	7	7	14	1	6	0	1	5	7	3.5
Rodriguez	2	1	28	3	7	.429	0	2	.000	0	0	---	2	1	3	6	3	1	3	0	6	3.0
Oden	1	1	13	1	2	.500	0	0	---	0	0	---	0	1	1	0	2	0	0	1	2	2.0
Portland	2	-	480	69	148	.466	11	26	.423	65	78	.833	25	57	82	36	38	11	18	13	214	107.0

2008-09 NETS vs. TRAIL BLAZERS

Player	G	S	Min.	FG	FGA	Pct.	3FG	3At	Pct.	FT	FTA	Pct.	Off	Def	RB	Ast.	PF	St	TO	Bl	Pts.	Avg.
Harris	2	2	77	17	34	.500	2	4	.500	14	17	.824	0	9	9	16	4	1	5	0	50	25.0
Lopez	2	2	65	16	22	.727	0	0	---	7	7	1.000	6	6	12	5	9	2	2	0	39	19.5
Carter	2	2	79	12	34	.353	5	8	.625	3	4	.750	1	12	13	6	9	2	3	0	32	16.0
Simmons	2	1	49	9	13	.692	6	9	.667	4	4	1.000	0	4	4	1	9	0	1	0	28	14.0
Anderson	1	1	23	3	7	.429	2	5	.400	0	0	---	1	3	4	0	3	1	2	1	8	8.0
S. Williams	1	0	13	3	5	.600	0	0	---	1	2	.500	2	1	3	2	5	1	1	1	7	7.0
Hayes	2	0	41	6	12	.500	1	6	.167	0	0	---	1	4	5	1	6	0	1	0	13	6.5
Dooling	2	0	43	5	17	.294	1	5	.200	0	0	---	0	1	1	7	4	1	2	1	11	5.5
Hassell	1	1	33	2	2	1.000	0	0	---	0	0	---	0	3	3	0	2	0	1	0	4	4.0
Najera	1	0	14	1	1	1.000	0	0	---	1	2	.500	0	3	3	1	2	0	0	1	3	3.0
Boone	2	0	14	1	1	1.000	0	0	---	1	2	.500	2	1	3	0	2	0	1	1	3	1.5
Yi	1	1	25	0	5	.000	0	0	---	1	2	.500	1	5	6	1	1	2	1	1	1	1.0
Doug.-Rob.	1	0	4	0	1	.000	0	0	---	0	0	---	0	0	0	0	0	0	0	0	0	0.0
New Jersey	2	-	480	75	154	.487	17	37	.459	32	40	.800	14	52	66	40	56	10	21	8	199	99.5



All-Time Trail Blazers vs. Nets

1976-77 (3-0) 10/23 P 114-104 W 1-0 1/18 NY 109-94 W 2-0 3/25 NY 131-103 W 3-0 1977-78 (3-0) 11/26 P 114-102 W 4-0 1/18 NJ 127-101 W 5-0 1/26 P 112-77 W 6-0 1978-79 (2-2) 11/10 NJ 86-91 L 6-1 2/2 P 117-100 W 7-1 2/23 NJ 99-110 L 7-2 3/17 P 124-113 W 8-2 1979-80 (2-0) 12/21 P 100-97 W 9-2 1/11 NJ 128-107 W 10-2 1980-81 (0-2) 12/2 P 105-118 L 10-3 2/20 NJ 113-123* L 10-4 1981-82 (1-1) 11/20 P 106-86 W 11-4 2/26 NJ 106-110 L 11-5 1982-83 (1-1) 11/19 P 118-108 W 12-5 3/13 NJ 94-109 L 12-6 1983-84 (2-0) 12/3 NJ 128-122* W 13-6 12/15 P 118-105 W 14-6	1984-85 (2-0) 11/20 P 117-107* W 15-6 3/8 NJ 128-110 W 16-6 1985-86 (0-2) 11/19 P 102-108 L 16-7 12/7 NJ 107-118 L 16-8 1986-87 (2-0) 1/9 NJ 127-120* W 17-8 1/30 P 125-107 W 18-8 1987-88 (2-0) 11/29 P 125-104 W 19-8 2/23 NJ 114-102 W 20-8 1988-89 (2-0) 11/20 P 117-106 W 21-8 2/23 NJ 97-93 W 22-8 1989-90 (2-0) 11/24 P 125-99 W 23-8 1/14 NJ 99-90 W 24-8 1990-91 (2-0) 1/13 NJ 116-103 W 25-8 2/4 P 117-102 W 26-8 1991-92 (1-1) 1/31 P 113-108 W 27-8 2/27 NJ 96-98 L 27-9 1992-93 (2-0) 2/26 NJ 102-91 W 28-9 3/15 P 110-94 W 29-9	1993-94 (2-0) 1/25 P 122-117 W 30-9 4/3 NJ 109-105 W 31-9 1994-95 (1-1) 1/30 P 98-99 L 31-10 3/30 NJ 106-103 W 32-10 1995-96 (1-1) 1/7 NJ 84-104 L 32-11 11/25 P 99-87 W 33-11 1996-97 (2-0) 11/15 NJ 93-85 W 34-11 3/4 P 123-118 W 35-11 1997-98 (1-1) 11/22 NJ 87-93 L 35-12 2/3 P 98-97 W 36-12 1998-99 (1-0) 2/24 NJ 94-85 W 37-12 1999-2000 (1-1) 1/24 P 101-87 W 38-12 3/8 NJ 103-115 L 38-13 2000-01 (2-0) 11/13 NJ 94-82 W 39-13 11/25 P 86-84 W 40-13 2001-02 (1-1) 3/8 P 82-73 W 41-13 3/20 NJ 82-97 L 41-14	2002-03 (0-2) 11/30 P 86-93 L 41-15 12/11 NJ 104-105 L 41-16 2003-04 (2-0) 11/28 P 97-93 W 42-16 12/29 NJ 91-87 W 43-16 2004-05 (1-1) 11/9 NJ 60-64 L 43-17 11/28 P 83-71 W 44-17 2005-06 (1-1) 1/27 P 88-83 W 45-17 3/15 NJ 65-78 L 45-18 2006-07 (2-0) 11/18 NJ 86-68 W 46-18 11/22 P 100-97 W 47-18 2007-08 (1-1) 11/21 P 101-106 L 47-19 1/14 NJ 99-73 W 48-19 2008-09 (2-0) 1/15 NJ 105-99 W 49-19 3/13 P 109-100 W 50-19
---	--	--	---

* Overtime periods
 NY--New York Nets

Series History & Highlights

All-time series record: Trail Blazers lead, 50-19

In Portland: Trail Blazers lead, 29-5

At the Nets: Trail Blazers lead, 21-14 *(Includes games played in New York)*

Longest Win Streaks: Trail Blazers (11), Nets (3)

Biggest Trail Blazers Win: 35 points, 112-77, 1/26/78

Biggest Nets Win: 20 points, 104-84, 11/7/95

Most Points, Trail Blazers: 131-103, 3/25/77

Fewest Points, Trail Blazers: 60-64, 11/9/04

Most Points, Nets: 123-113, 2/20/81 (OT); 118-105, 12/2/80 and 118-123, 3/4/97

Fewest Points, Nets: 64-60, 11/9/04

Overtime Games: (4) Trail Blazers 3, Nets 1

Individual Bests, Trail Blazers:

Points: 36---Clyde Drexler, 1/14/90

Rebounds: 18---Maurice Lucas, 10/23/76; 18---Kenny Carr, 1/9/87 (OT)

Assists: 14---Kenny Anderson, 3/4/97

Individual Bests, Nets:

Points: 38---Otis Birdsong, 12/3/83 (OT); 35---Vince Carter, 11/22/06

Rebounds: 19---Terry Mills, 2/27/92

Assists: 14---Kenny Anderson, 1/25/94; 14---Jason Kidd, 11/22/06

NEW ORLEANS HORNETS



1250 Poydras, 19th Floor
New Orleans, LA 70113
(504) 593-4700
New Orleans Arena (17,188)



Byron Scott
Head Coach
6th year
All-time vs. Portland: 13-13 (.500)

Director, Basketball CommunicationsDennis Rogers
RadioSean Kelley, Gerry Vaillancourt
TelevisionBob Licht, Gil McGregor, Victor Howell

Assistant CoachesRobert Pack, Charlie Parker,
Paul Pressey, Rob Werdann
Head Athletic TrainerTerry Kofler

2008-09 RESULTS

Series tied, 2-2

11/14 at NO - New Orleans 87, Portland 82
11/28 at POR - Portland 101, New Orleans 86
1/2 at POR - New Orleans 92, Portland 77
2/2 at NO - Portland 97, New Orleans 89

2009-10 MATCHUPS

Friday, Nov. 13 - at New Orleans (5 p.m.)
Monday, Jan. 25 - at Portland (7 p.m.)
Saturday, March 27 - at New Orleans (5 p.m.)
*All Times Pacific

2008-09 TRAIL BLAZERS vs. HORNETS

Player	G	S	Min.	FG	FGA	Pct.	3FG	3At	Pct.	FT	FTA	Pct.	Off	Def	RB	Ast.	PF	St	TO	Bl	Pts.	Avg.
Roy	3	3	119	20	43	.465	3	9	.333	9	10	.900	4	9	13	21	4	3	6	1	52	17.3
Aldridge	4	4	148	29	68	.426	0	2	.000	9	12	.750	15	21	36	9	9	2	5	2	67	16.8
Fernandez	4	1	121	15	34	.441	10	24	.417	14	14	1.000	1	13	14	8	4	1	8	0	54	13.5
Outlaw	4	0	88	16	33	.485	1	5	.200	7	10	.700	2	9	11	2	9	1	12	1	40	10.0
Blake	3	3	88	8	23	.348	4	12	.333	4	4	1.000	0	2	2	13	7	3	3	1	24	8.0
Bayless	3	0	40	8	15	.533	0	2	.000	7	9	.778	0	2	2	8	5	3	1	0	23	7.7
Przybilla	4	1	107	10	15	.667	0	0	---	7	7	1.000	6	24	30	1	10	1	4	2	27	6.8
Frye	2	0	22	5	10	.500	0	2	.000	1	2	.500	0	3	3	0	1	0	2	0	11	5.5
Oden	4	3	82	8	15	.533	0	0	---	6	10	.600	8	21	29	3	14	0	2	6	22	5.5
Batum	4	4	66	8	16	.500	4	12	.333	0	0	---	2	9	11	4	4	1	3	2	20	5.0
Rodriguez	4	1	71	6	15	.400	1	6	.167	2	2	1.000	1	5	6	10	8	3	2	0	15	3.8
Diogu	2	0	8	1	2	.500	0	0	---	0	0	---	1	0	1	0	0	1	2	0	2	1.0
Portland	4	-	960	134	289	.464	23	74	.311	66	80	.825	40	118	158	79	75	19	52	15	357	89.3

2008-09 HORNETS vs. TRAIL BLAZERS

Player	G	S	Min.	FG	FGA	Pct.	3FG	3At	Pct.	FT	FTA	Pct.	Off	Def	RB	Ast.	PF	St	TO	Bl	Pts.	Avg.
West	4	4	155	35	74	.473	0	4	.000	8	9	.889	4	15	19	7	12	3	10	3	78	19.5
Paul	4	4	139	21	53	.396	3	12	.250	17	19	.895	6	17	23	39	8	9	9	0	62	15.5
Stojakovic	4	4	137	22	50	.440	11	25	.440	6	6	1.000	5	6	11	1	4	6	1	0	61	15.3
Posey	4	0	119	14	28	.500	8	18	.444	3	3	1.000	0	21	21	3	9	2	2	5	39	9.8
Armstrong	4	1	69	13	18	.722	0	1	.000	3	5	.600	8	4	12	3	14	2	3	1	29	7.3
Ely	1	0	8	2	2	1.000	0	0	---	2	2	1.000	0	0	1	1	0	0	0	0	6	6.0
Butler	4	3	95	9	18	.500	4	6	.667	0	0	---	2	8	10	4	6	2	0	1	22	5.5
Peterson	2	1	25	4	8	.500	1	2	.500	1	2	.500	2	3	5	0	1	1	0	0	10	5.0
Chandler	3	3	92	6	14	.429	0	0	---	2	6	.333	7	10	17	1	12	0	4	3	14	4.7
Wright	2	0	21	4	8	.500	0	0	---	1	1	1.000	1	2	3	3	0	0	1	0	9	4.5
Daniels	2	0	33	3	9	.333	0	2	.000	3	4	.750	0	4	4	6	6	1	4	1	9	4.5
Brown	3	0	46	4	20	.200	0	3	.000	4	4	1.000	2	7	9	2	5	1	2	0	12	4.0
Marks	2	0	20	1	4	.250	1	1	1.000	0	0	---	1	3	4	1	3	0	2	1	3	1.5
New Orleans	4	-	960	138	306	.451	28	74	.378	50	61	.820	38	100	138	71	81	27	41	15	354	88.5



All-Time Trail Blazers vs. Hornets

1988-89 (2-0)	1994-95 (0-2)	2000-01 (2-0)	2006-07 (2-1)
1/30 P 130-118 W 1-0	1/4 C 106-118 L 13-2	1/1 P 89-67 W 19-7	11/10 P 82-91 W 26-15
4/1 C 125-121* W 2-0	3/2 P 99-109 L 13-3	1/11 C 83-70 W 20-7	12/27 P 100-85 W 27-15
1989-90 (4-0)	1995-96 (1-1)	2001-02 (1-1)	1/29 OK 91-103 L 27-16
12/7 C 96-86 W 3-0	12/14 P 116-109 W 14-3	11/17 C 97-87 W 21-7	2007-08 (2-2)
1/21 P 115-100 W 4-0	12/29 C 99-102 L 14-4	12/6 P 89-95 L 21-8	11/2 NO 93-113 L 27-17
2/20 C 104-94 W 5-0	1996-97 (2-0)	2002-03 (2-0)	11/7 P 93-90 W 28-17
3/16 P 124-109 W 6-0	12/6 P 97-93 W 15-4	12/17 P 102-93 W 22-8	12/17 P 88-76 W 29-17
1990-91 (2-0)	3/26 C 88-87 W 16-4	1/24 NO 97-96* W 23-8	1/23 NO 81-96 L 29-18
12/27 C 105-96 W 7-0	1997-98 (0-2)	2003-04 (0-2)	2008-09 (2-2)
3/24 P 117-102 W 8-0	11/19 C 92-106 L 16-5	11/15 P 79-101 L 23-9	11/14 NO 82-87 L 29-19
1991-92 (2-0)	1/7 P 89-91 L 16-6	4/3 NO 81-94 L 23-10	11/28 P 101-86 W 30-19
1/11 C 115-93 W 9-0	1998-99 (0-1)	2004-05 (1-2)	1/2 P 77-92 L 30-20
1/17 P 121-114 W 10-0	2/26 C 95-97 L 16-7	1/14 NO 106-112 L 23-11	2/2 NO 97-89 W 31-20
1992-93 (1-1)	1999-2000 (2-0)	2/9 P 80-91 L 23-12	
3/5 P 92-94 L 10-1	11/20 C 100-96* W 17-7	4/10 NO 90-81 W 24-12	
3/28 C 121-114 W 11-1	12/1 P 94-90 W 18-7	2005-06 (1-3)	
		12/9 P 98-95* W 25-12	
		1/6 OK 80-90 L 25-13	
		2/15 OK 86-102 L 25-14	
		2/26 P 75-88 L 25-15	

* Overtime periods

C - Charlotte
OK - Oklahoma City

Series History & Highlights

All-time series record: Trail Blazers lead, 31-20

In Portland: Trail Blazers lead, 17-8

At the Hornets: Trail Blazers lead, 14-12 (Includes games in Charlotte and Oklahoma City)

In New Orleans only: Hornets lead, 5-3

Longest Win Streaks: Trail Blazers (10), Hornets (4)

Biggest Trail Blazers Win: 22 points, 115-93, 1/17/92

Biggest Hornets Win: 22 points, 101-79, 11/15/03

Most Points, Trail Blazers: 130-118, 1/30/89

Fewest Points, Trail Blazers: 75-88, 2/26/06

Most Points, Hornets: 121-125, 4/1/89 (OT); 118-130, 1/30/89; 118-106, 1/4/95

Fewest Points, Hornets: 67-89, 1/1/01

Overtime Games: (4) Trail Blazers 4, Hornets 0

Individual Bests, Trail Blazers:

Points: 54---Damon Stoudamire, 1/14/05 (*All-time Trail Blazers record*)

Rebounds: 19---Joel Przybilla, 12/9/05 (OT); 19---Chris Dudley, 12/14/95

Assists: 16---Rod Strickland, 12/29/95

Individual Bests, Hornets:

Points: 38---Kelly Tripuka, 4/1/89 (OT); 29---Vlade Divac, 12/6/96

Rebounds: 19---Tyson Chandler, 12/17/07

Assists: 18---Muggsy Bogues, 1/6/94

NEW YORK KNICKS



Two Pennsylvania Plaza
New York, NY 10121-0091
(212) 465-6471
Madison Square Garden (19,763)



Mike D'Antoni
Head Coach
2nd year

All-time vs. Portland: 18-7 (.720)

VP, Public Relations Jonathan Supranowitz
Radio Gus Johnson, John Andariese, Spencer Ross
Spanish ... Jerry Olaya, Juan Antonio Cains, Clemson Smith Muniz
Television Mike Breen, Walt Frazier

Assistant Coaches Kenny Atkinson, Dan D'Antoni,
Phil Weber, Herb Williams
Head Athletic Trainer Roger Hinds

2008-09 RESULTS

Portland won, 2-0

12/2 at NY - Portland 104, New York 97
2/8 at POR - Portland 109, New York 108

2009-10 MATCHUPS

Monday, Dec. 7 - at New York (4:30 p.m.)
Wednesday, March 31 - at Portland (7 p.m.)
*All Times Pacific

2008-09 TRAIL BLAZERS vs. KNICKS

Player	G	S Min.	FG	FGA	Pct.	3FG	3At	Pct.	FT	FTA	Pct.	Off	Def	RB	Ast.	PF	St	TO	Bl	Pts.	Avg.	
Roy	2	2	78	18	35	.514	1	6	.167	5	6	.833	1	9	10	13	4	4	7	0	42	21.0
Outlaw	2	0	64	15	31	.484	4	10	.400	5	6	.833	1	7	8	3	3	2	3	1	39	19.5
Aldridge	2	2	64	15	27	.556	0	0	---	3	6	.500	8	5	13	1	6	0	2	2	33	16.5
Blake	1	1	29	5	9	.556	4	6	.667	1	1	1.000	0	4	4	6	2	1	1	0	15	15.0
Fernandez	2	0	45	7	16	.438	5	12	.417	5	6	.833	1	5	6	4	3	2	2	0	24	12.0
Rodriguez	2	1	56	7	18	.389	5	7	.714	2	2	1.000	3	5	8	10	6	3	2	0	21	10.5
Oden	2	2	47	8	16	.500	0	0	---	3	5	.600	9	10	19	1	7	0	2	8	19	9.5
Przybilla	2	0	44	5	7	.714	0	0	---	1	2	.500	5	14	19	0	3	0	1	2	11	5.5
Bayless	1	0	10	1	2	.500	1	1	1.000	2	2	1.000	0	1	1	1	2	1	3	0	5	5.0
Batum	2	2	36	2	7	.286	0	3	.000	0	0	---	0	7	7	5	2	1	3	1	4	2.0
Frye	1	0	6	0	2	.000	0	0	---	0	0	---	1	1	2	1	1	0	0	0	0	0.0
Portland	2	-	480	83	170	.488	20	45	.444	27	36	.750	29	68	97	45	39	14	28	14	213	106.5

2008-09 KNICKS vs. TRAIL BLAZERS

Player	G	S Min.	FG	FGA	Pct.	3FG	3At	Pct.	FT	FTA	Pct.	Off	Def	RB	Ast.	PF	St	TO	Bl	Pts.	Avg.	
Lee	2	2	77	17	26	.654	0	0	---	14	14	1.000	5	18	23	3	6	0	7	1	48	24.0
Robinson	1	0	30	8	16	.500	3	8	.375	0	0	---	2	2	4	4	3	1	1	0	19	19.0
Harrington	2	2	71	12	30	.400	4	9	.444	7	9	.778	0	8	8	4	5	0	2	0	35	17.5
Duhon	2	2	85	11	26	.423	3	11	.273	8	8	1.000	0	6	6	23	1	1	5	0	33	16.5
Thomas	2	0	46	10	19	.526	8	12	.667	3	4	.750	1	3	4	1	3	2	2	0	31	15.5
Chandler	2	2	53	6	18	.333	2	7	.286	1	1	1.000	2	4	6	4	6	1	5	1	15	7.5
Gallinari	1	1	14	2	3	.667	2	3	.667	0	0	---	1	0	1	0	0	1	0	0	6	6.0
Roberson	1	0	22	2	6	.333	2	6	.333	0	0	---	1	2	3	1	1	2	0	0	6	6.0
Richardson	2	1	68	4	13	.308	0	4	.000	2	2	1.000	0	8	8	6	3	2	1	1	10	5.0
Jeffries	1	0	11	1	2	.500	0	0	---	0	0	---	1	1	2	1	1	0	0	2	2.0	
Rose	1	0	3	0	0	---	0	0	---	0	0	---	0	0	0	0	0	0	0	1	0	0.0
New York	2	-	480	73	159	.459	24	60	.400	35	38	.921	13	52	65	47	29	10	24	3	205	102.5



All-Time Trail Blazers vs. Knicks

1970-71 (1-3)

11/8	P	113-115	L	0-1
12/8	NY	121-139	L	0-2
1/9	P	114-96	W	1-2
2/27	NY	102-113	L	1-3

1971-72 (1-3)

12/11	NY	102-134	L	1-4
12/23	P	117-120	L	1-5
2/22	NY	105-122	L	1-6
3/18	P	133-86	W	2-6

1972-73 (1-3)

11/6	P	95-111	L	2-7
11/21	NY	80-108	L	2-9
2/20	NY	106-110	L	2-9
3/18	P	99-96	W	3-9

1973-74 (2-2)

11/3	P	107-100	W	4-9
12/4	NY	100-113	L	4-10
2/19	NY	116-119*	L	4-11
3/15	P	107-105	W	5-11

1974-75 (2-2)

11/10	P	105-103	W	6-11
12/7	NY	112-120	L	6-12
1/7	P	106-92	W	7-12
3/15	NY	103-116	L	7-13

1975-76 (1-3)

11/9	P	115-96	W	8-13
11/18	NY	92-101	L	8-14
1/6	P	97-112	L	8-15
1/20	NY	104-107	L	8-16

1976-77 (3-1)

11/7	P	119-93	W	9-16
12/7	NY	111-94	W	10-16
1/11	P	131-111	W	11-16
3/10	NY	104-108	L	11-17

1977-78 (3-1)

11/1	P	113-104	W	12-17
12/10	NY	107-106	W	13-17
1/10	P	126-113	W	14-17
3/2	NY	117-128	L	14-18

1978-79 (3-1)

11/5	P	111-96	W	15-18
12/2	NY	77-111	L	15-19
3/6	NY	118-110	W	16-19
3/27	P	123-112	W	17-19

1979-80 (0-2)

12/23	P	103-111	L	17-20
2/19	NY	103-113	L	17-21

1980-81 (1-1)

11/23	NY	110-111	L	17-22
1/29	P	117-90	W	18-22

1981-82 (1-1)

2/7	P	100-98	W	19-22
2/27	NY	105-107	L	19-23

1982-83 (1-1)

11/6	P	110-102	W	20-23
3/12	NY	95-97	L	20-24

1983-84 (2-0)

11/4	P	106-97	W	21-24
2/21	NY	106-89	W	22-24

1984-85 (2-0)

12/1	NY	115-93	W	23-24
2/7	P	133-122	W	24-24

1985-86 (2-0)

11/3	P	110-96	W	25-24
1/11	NY	109-106	W	26-24

1986-87 (2-0)

12/7	P	107-104*	W	27-24
2/24	NY	122-109	W	28-24

1987-88 (1-1)

12/6	P	117-99	W	29-24
12/29	NY	110-123	L	29-25

1988-89 (0-2)

1/22	P	116-120	L	29-26
3/28	NY	124-128	L	29-27

1989-90 (2-0)

11/14	P	118-117	W	30-27
3/6	NY	112-100	W	31-27

1990-91 (2-0)

11/15	P	141-125	W	32-27
12/26	NY	108-92	W	33-27

1991-92 (1-1)

1/15	NY	96-91	W	34-27
3/29	P	96-107	L	34-28

1992-93 (1-1)

11/16	P	109-94	W	35-28
12/1	NY	85-101	L	35-29

1993-94 (0-2)

1/9	NY	85-99	L	35-30
1/30	P	93-103	L	35-31

1994-95 (1-1)

12/18	P	111-87	W	36-31
1/24	NY	99-105	L	36-32

1995-96 (2-0)

11/14	P	105-99	W	37-32
1/2	NY	101-92	W	38-32

1996-97 (1-1)

2/26	P	95-96*	L	38-33
3/23	NY	94-88	W	39-33

1997-98 (1-1)

2/20	P	89-98	L	39-34
3/19	NY	82-77	W	40-34

1998-99

Did not play each other

1999-2000 (0-2)

2/3	NY	88-98	L	40-35
3/26	P	89-93	L	40-36

2000-01 (1-1)

1/13	NY	78-91	L	40-37
3/30	P	96-79	W	41-37

2001-02 (1-1)

11/13	NY	82-89	L	41-38
4/4	P	88-80	W	42-38

2002-03 (2-0)

1/5	NY	92-89	W	43-38
2/17	P	99-91	W	44-38

2003-04 (1-1)

12/5	P	88-81	W	45-38
3/29	NY	91-92	L	45-39

2004-05 (1-1)

1/9	NY	105-113	L	45-40
3/26	P	103-96	W	46-40

2005-06 (1-1)

11/9	P	95-83	W	47-40
11/20	NY	92-103	L	47-41

2006-07 (1-1)

1/3	P	81-99	L	47-42
3/22	NY	92-86	W	48-42

2007-08 (2-0)

2/1	P	94-88*	W	49-42
3/8	NY	120-114*	W	50-42

2008-09 (2-0)

12/2	NY	104-97	W	51-42
2/8	P	109-108	W	52-42

* Overtime periods

Series History & Highlights

All-time series record: Trail Blazers lead, 52-42

In Portland: Trail Blazers lead, 35-12

In New York: Knicks lead, 30-17

Longest Win Streaks: Trail Blazers (9), Knicks (4)

Biggest Trail Blazers Win: 47 points, 133-86, 3/18/72

Biggest Knicks Win: 34 points, 111-77, 12/2/78

Most Points, Trail Blazers: 141-125, 11/15/90

Fewest Points, Trail Blazers: 77-111, 12/2/78

Most Points, Knicks: 139-121, 12/8/70

Fewest Points, Knicks: 77-82, 3/19/98

Overtime Games: (5) Trail Blazers 3, Knicks 2

Individual Bests, Trail Blazers:

Points: 48---Clyde Drexler, 1/22/89

Rebounds: 22---LaRue Martin, 11/9/75

Assists: 15---Terry Porter, 1/22/89

Individual Bests, Knicks:

Points: 45---Nate Robinson, 3/8/08 (OT); 43---Patrick Ewing, 11/14/89

Rebounds: 26---Willis Reed, 11/8/70

Assists: 15---Michael Ray Richardson, 2/7/82



OKLAHOMA CITY THUNDER



211 N. Robinson, Suite 300
Oklahoma City, OK 73102
(405) 208-4800
Ford Center (18,203)



Scott Brooks
Head Coach
2nd year

All-time vs. Portland: 1-3 (.250)

Director, Basketball Communications Brian Facchini
Radio Matt Pinto
Television Brian Davis, Grant Long

Assistant Coaches Ron Adams, Mark Bryant,
Maurice Cheeks, Rex Kalamian, Brian Keefe
Head Athletic Trainer Joe Sharpe

2008-09 RESULTS

Portland won, 3-1

2/6 at OKC - Oklahoma City 102, Portland 93
2/11 at POR - Portland 106, Oklahoma City 92
4/3 at OKC - Portland 107, Oklahoma City 72
4/13 at POR - Portland 113, Oklahoma City 83

2009-10 MATCHUPS

Sunday, Nov. 1 - at Oklahoma City (4 p.m.)
Tuesday, Feb. 9 - at Portland (7 p.m.)
Sunday, March 28 - at Oklahoma City (4 p.m.)
Monday, April 12 - at Portland (7 p.m.)
*All Times Pacific

2008-09 TRAIL BLAZERS vs. THUNDER

Player	G	S Min.	FG	FGA	Pct.	3FG	3At	Pct.	FT	FTA	Pct.	Off	Def	RB	Ast.	PF	St	TO	Bl	Pts.	Avg.	
Roy	4	4	132	32	67	.478	6	10	.600	19	23	.826	5	18	23	14	5	0	4	0	89	22.3
Outlaw	4	1	119	29	51	.569	4	14	.286	9	15	.600	3	10	13	6	7	4	8	1	71	17.8
Aldridge	4	4	144	30	58	.517	0	0	---	9	12	.750	16	26	42	9	11	4	7	5	69	17.3
Oden	4	2	77	19	32	.594	0	0	---	6	10	.600	12	17	29	3	16	1	7	4	44	11.0
Blake	2	2	54	9	22	.409	3	9	.333	0	0	---	1	6	7	16	4	2	2	0	21	10.5
Frye	2	0	31	8	14	.571	1	2	.500	0	0	---	2	5	7	0	1	0	0	0	17	8.5
Fernandez	4	0	92	9	28	.321	7	22	.318	5	7	.714	0	10	10	10	11	5	3	0	30	7.5
Rodriguez	4	2	84	10	18	.556	3	4	.750	4	5	.800	2	10	12	16	9	3	10	1	27	6.8
Bayless	4	0	71	7	23	.304	0	1	.000	5	8	.625	2	0	2	13	4	1	3	0	19	4.8
Batum	3	3	59	5	13	.385	3	6	.500	0	0	---	3	2	5	2	3	3	2	2	13	4.3
Przybilla	4	2	88	6	17	.353	0	0	---	3	3	1.000	10	32	42	1	8	1	3	5	15	3.8
Ruffin	2	0	10	2	2	1.000	0	0	---	0	0	---	2	2	4	0	2	1	0	1	4	2.0
Portland	4	-	960	166	345	.481	27	68	.397	60	83	.723	58	138	196	90	81	25	49	19	419	104.8

2008-09 THUNDER vs. TRAIL BLAZERS

Player	G	S Min.	FG	FGA	Pct.	3FG	3At	Pct.	FT	FTA	Pct.	Off	Def	RB	Ast.	PF	St	TO	Bl	Pts.	Avg.	
Durant	4	4	139	27	68	.397	1	7	.143	19	23	.826	2	15	17	9	8	5	8	3	74	18.5
Green	4	4	139	23	54	.426	2	7	.286	7	10	.700	4	18	22	4	12	5	4	0	55	13.8
Westbrook	4	4	129	15	48	.313	1	6	.167	23	28	.821	12	16	28	17	6	5	12	2	54	13.5
Watson	3	0	87	12	26	.462	1	3	.333	9	9	1.000	2	8	10	21	4	2	11	0	34	11.3
Wilcox	1	0	17	5	10	.500	0	0	---	1	2	.500	2	2	4	1	0	0	0	0	11	11.0
Collison	4	2	93	14	27	.519	0	0	---	9	9	1.000	9	15	24	4	13	3	2	4	37	9.3
Krstic	3	2	68	10	23	.435	0	0	---	1	2	.500	4	7	11	1	6	1	1	4	21	7.0
Sefoloshia	1	1	33	2	7	.286	0	2	.000	0	0	---	0	3	3	2	4	3	1	2	4	4.0
Livingston	2	0	46	6	9	.667	0	0	---	4	4	1.000	0	3	3	3	0	0	1	1	16	8.0
Smith	1	0	20	3	6	.500	0	0	---	0	2	.000	1	5	6	2	1	0	1	1	6	6.0
White	1	0	18	2	6	.333	0	0	---	1	2	.500	1	2	3	1	3	0	0	0	5	5.0
Rose	1	0	22	3	7	.429	0	1	.000	2	2	1.000	1	1	2	1	2	1	3	0	8	8.0
Atkins	2	0	31	3	8	.375	1	4	.250	0	0	---	0	1	1	5	0	0	0	0	7	3.5
Swift	2	0	25	3	5	.600	0	0	---	0	0	---	2	2	4	0	4	0	1	3	6	3.0
Wilkins	1	0	3	1	2	.500	1	2	.500	0	0	---	0	0	0	0	0	0	0	0	3	3.0
Weaver	3	3	89	3	12	.250	0	5	.000	2	2	1.000	2	6	8	8	6	2	1	1	8	2.7
Oklahoma City	4	-	960	132	318	.415	7	37	.189	78	95	.821	42	104	146	79	69	27	48	21	349	87.3



All-Time Trail Blazers vs. Thunder

1970-71 (2-4)	10/23 W 111-141	L 0-1	11/18 W 100-95	W 21-31	11/22 S 125-104	W 52-54	12/16 W 107-81	W 74-83
	10/30 W 104-115	L 0-2	11/23 S 90-94	L 21-32	11/19 P 123-129	W 52-55	12/28 S 94-89	W 75-83
	1/1 W 118-121	L 0-3	12/28 W 87-126	L 21-33	1/10 P 125-109	W 53-55	1/28 P 97-96	W 76-83
	2/12 W 137-125	W 1-0	12/30 W 100-107	L 21-34	1/24 P 100-103	L 53-56	4/2 P 95-82	W 77-83
	2/17 W 126-130	L 1-4	3/4 S 97-98	L 21-35	1/18 P 115-116	L 53-57		
	3/19 P 135-128	W 2-4	3/30 S 104-135	L 21-36	4/20 SeT 118-124	L 53-58		
1971-72 (0-6)	10/15 P 88-119	L 2-5	1980-81 (4-2)	10/12 P 103-96	W 22-36	1989-90 (3-2)	11/19 P 119-109	W 54-58
	11/20 W 100-104	L 2-3	10/26 S 98-111	L 22-37	12/21 P 102-123	W 54-59	3/13 S 90-99	W 79-85
	12/18 W 105-107	L 2-7	12/9 W 111-98	W 23-37	2/13 S 110-106	W 55-59		
	2/12 W 97-125	L 2-8	12/26 W 96-90	W 24-37	3/3 S 110-98	W 56-59		
	2/13 S 117-127*	L 2-9	1/2 S 109-112	L 24-38	4/3 S 134-136*	L 56-60		
	2/20 S 105-109	L 2-2	3/25 S 112-103	W 25-38				
1972-73 (3-4)	10/13 P 84-92	L 2-11	1981-82 (3-3)	11/1 W 104-94	W 26-38	12/1 S 130-124	W 57-60	
	10/22 W 119-120	L 2-12	11/2 S 103-110	L 26-39	1/6 W 114-111	W 58-60		
	11/18 W 100-102	L 1-13	12/25 S 99-94	W 27-39	3/26 P 126-113	W 59-60		
	12/15 W 96-95	W 3-13	3/28 S 101-109	L 27-40	3/27 S 112-107	W 60-60		
	12/25 W 116-113	W 4-13	4/13 S 86-88	L 27-41				
	2/6 W 117-118	L 4-14	4/18 P 119-114	W 28-41				
	3/23 S 118-112	W 5-14						
1973-74 (3-3)	10/20 W 123-108	W 7-14	1982-83 (3-3)	12/21 S 84-89	L 28-42	12/22 P 136-87	W 61-60	
	11/22 W 131-125	W 6-14	12/25 S 94-88	W 29-42	1/2 P 103-109	L 62-61		
	11/23 W 112-127	L 6-15	1/9 W 110-101	W 30-42	3/8 P 109-97	W 63-61		
	12/28 W 93-110	L 6-16	4/10 S 95-102	L 31-43	4/10 P 113-106	W 64-61		
	2/2 S 102-97	W 8-16	4/12 S 101-106	L 31-44				
	2/6 S 94-107	L 8-17						
1974-75 (2-6)	10/23 S 97-107	L 8-18	1983-84 (4-2)	11/25 S 100-90	W 32-44	12/22 P 109-97	W 65-63	
	10/27 P 120-94	W 9-18	11/26 W 122-94	W 33-44	1/30 S 86-106	W 65-64		
	11/23 S 110-117	L 9-19	1/8 W 110-125	L 34-45	3/23 S 108-99	W 66-64		
	1/3 P 93-98	L 9-20	3/27 S 93-87	W 35-45				
	1/31 P 103-106	L 9-21	4/15 S 103-108	L 35-46				
	2/14 S 91-93	L 9-22						
	2/1 W 102-97	W 10-22	1984-85 (4-2)	10/30 P 115-83	W 36-46	11/1 P 108-99	W 67-64	
	3/30 S 88-98	L 10-23	11/6 S 89-91	L 36-47	12/15 SeT 103-114	L 67-69		
1975-76 (3-3)	10/24 S 97-105	L 10-24	12/18 S 99-109	L 36-48	1/15 SeT 124-131	W 67-70		
	12/23 S 125-100	W 11-24	1/3 S 123-89	W 37-48	2/17 W 114-109	W 68-70		
	2/28 W 124-104	W 12-24	3/29 S 135-99	W 38-48	3/24 P 118-122	L 68-71		
	3/18 W 108-100	W 13-24	4/5 P 145-120	W 39-48	4/17 SeT 97-93	W 69-71		
	4/11 S 131-132	L 13-26						
1976-77 (3-1)	12/25 P 110-95	W 14-26	1985-86 (5-1)	11/8 W 92-88	W 40-48	12/9 S 97-106	L 69-72	
	12/26 W 87-89	L 14-27	12/21 W 117-97**	W 41-48	1/29 S 88-92	L 69-73		
	3/5 S 134-100	W 15-27	2/27 S 94-107	L 42-49	4/6 S 95-92	W 70-73		
	4/3 S 119-104	W 16-27	3/21 P 115-108	W 43-49	4/7 S 90-96	L 70-74		
			4/2 S 121-109	W 44-49				
1977-78 (3-1)	10/21 W 106-99	W 17-27	1986-87 (4-2)	10/31 P 110-127	L 44-50	11/2 S 93-104	L 70-75	
	11/5 W 116-94	W 18-27	12/16 W 126-118	W 45-50	12/18 S 102-106	L 70-76		
	2/21 W 102-96	W 19-27	1/5 S 122-127	L 46-51	1/22 S 97-98	L 70-77		
	4/2 S 86-10	L 19-28	4/4 W 126-123	W 47-51	3/9 P 109-83	W 71-77		
			4/10 P 121-115	W 48-51				
1978-79 (1-3)	11/19 S 82-88	L 19-29	1987-88 (3-3)	11/18 S 114-120	L 48-52	10/31 P 83-91	L 71-78	
	1/2 W 108-109	L 19-30	12/15 S 128-109	W 49-52	12/12 S 98-111	L 71-79		
	1/31 W 112-115	L 19-31	1/5 W 126-114	W 50-52	2/18 S 95-101	L 71-80		
	4/3 W 106-102	W 20-31	2/9 W 139-123	W 51-52	4/19 P 82-90	L 71-81		
			3/23 S 108-118	L 51-53				
			4/8 S 100-114	L 51-54				

* Overtime periods

S - Seattle; SeT - Seattle home games played in TacomaDome

Series History & Highlights

All-time series record: Thunder lead, 99-97

In Portland: Trail Blazers lead, 65-33

At the Thunder: Thunder lead, 66-32 (Includes games in Seattle)

In Oklahoma City only: Series tied, 1-1

Longest Win Streaks: Trail Blazers (8-three times), Thunder (9)

Biggest Trail Blazers Win: 35 points, 107-72, 4/3/09

Biggest Thunder Win: 39 points, 122-83, 4/2/06

Most Points, Trail Blazers: 145-120, 4/5/85

Fewest Points, Trail Blazers: 73-97, 2/26/07

Most Points, Thunder: 141-111, 10/23/70

Fewest Points, Thunder: 72-107, 4/3/09

Overtime Games: (6) Thunder 4, Trail Blazers 2

Individual Bests, Trail Blazers:

Points: 48---Kiki Vandeweghe, 3/5/87

Rebounds: 20---Lloyd Neal, 3/23/73; 20---Mychal Thompson, 12/21/82

Assists: 14---Bill Walton, 2/7/75; 14---Rod Strickland, 4/24/94

Individual Bests, Thunder:

Points: 44---Spencer Haywood, 2/13/72 (OT); 40---Spencer Haywood, 3/30/75

Rebounds: 25---Pete Cross, 1/1/71

Assists: 19---Lenny Wilkens, 10/23/70; 19---Nate McMillan, 2/18/89

ORLANDO MAGIC



8701 Maitland Summit Blvd.
Orlando, FL 32810
(407) 916-2400
Amway Arena (17,461)



Stan Van Gundy
Head Coach
3rd year

All-time vs. Portland: 5-4 (.556)

V.P., Communications Joel Glass
Radio/Spanish.. Richie Adubatu, Dennis Neumann/Joey Colon
Television David Steele, Matt Guokas

Assistant Coaches Bob Beyer, Steve Clifford,
Patrick Ewing, Brendan Malone
Head Athletic Trainer Tom Smith

2008-09 RESULTS

Series tied, 1-1

11/10 at ORL - Portland 106, Orlando 99
12/9 at POR - Orlando 109, Portland 108

2009-10 MATCHUPS

Saturday, Dec. 19 - at Orlando (4 p.m.)
Friday, Jan. 15 - at Portland (7:30 p.m.)
*All Times Pacific

2008-09 TRAIL BLAZERS vs. MAGIC

Player	G	S Min.	FG	FGA	Pct.	3FG	3At	Pct.	FT	FTA	Pct.	Off	Def	RB	Ast.	PF	St	TO	Bl	Pts.	Avg.	
Roy	2	2	77	20	42	.476	1	5	.200	16	22	.727	2	10	12	9	0	0	2	2	57	28.5
Aldridge	2	2	77	20	34	.588	0	0	---	1	1	1.000	8	16	24	2	4	3	2	2	41	20.5
Outlaw	2	0	67	9	18	.500	4	8	.500	8	9	.889	0	6	6	1	8	1	0	1	30	15.0
Blake	2	2	56	7	16	.438	2	5	.400	10	11	.909	1	6	7	6	7	2	1	0	26	13.0
Fernandez	2	0	62	7	19	.368	5	11	.455	7	8	.875	0	5	5	7	3	3	2	1	26	13.0
Rodriguez	2	0	41	5	13	.385	2	5	.400	6	6	1.000	1	2	3	11	3	0	2	0	18	9.0
Przybilla	2	1	35	6	8	.750	0	0	---	1	1	1.000	2	10	12	1	5	0	0	2	13	6.5
Oden	1	1	11	1	1	1.000	0	0	---	0	0	---	1	0	1	0	4	0	1	0	2	2.0
Batum	2	2	35	0	2	.000	0	2	.000	1	2	.500	1	3	4	4	6	2	3	0	1	0.5
Frye	2	0	20	0	4	.000	0	0	---	0	0	---	0	4	4	1	7	1	1	0	0	0.0
Portland	2	-	480	75	157	.478	14	36	.389	50	60	.833	16	62	78	42	47	12	18	8	214	107.0

2008-09 MAGIC vs. TRAIL BLAZERS

Player	G	S Min.	FG	FGA	Pct.	3FG	3At	Pct.	FT	FTA	Pct.	Off	Def	RB	Ast.	PF	St	TO	Bl	Pts.	Avg.	
Turkoglu	2	2	82	19	37	.514	6	12	.500	15	18	.833	1	5	6	8	8	0	2	0	59	29.5
Howard	2	2	77	13	22	.591	0	0	---	17	30	.567	12	14	26	1	5	2	5	1	43	21.5
Lewis	2	2	81	12	27	.444	6	14	.429	3	3	1.000	0	16	16	5	6	1	3	0	33	16.5
Nelson	2	2	66	12	28	.429	4	9	.444	3	3	1.000	1	9	10	13	9	3	5	0	31	15.5
Bogans	2	1	64	6	17	.353	3	11	.273	2	2	1.000	1	3	4	5	8	2	1	0	17	8.5
Pietrus	1	1	17	2	5	.400	1	3	.333	2	2	1.000	0	2	2	1	3	0	0	0	7	7.0
Lee	2	0	33	3	6	.500	0	1	.000	2	2	1.000	0	4	4	3	3	0	1	0	8	4.0
Battie	2	0	24	3	4	.750	0	0	---	1	2	.500	0	5	5	0	3	2	2	0	7	3.5
Cook	1	0	6	1	2	.500	1	1	1.000	0	0	---	0	0	0	1	1	0	1	0	3	3.0
Johnson	2	0	30	0	0	---	0	0	---	0	0	---	0	0	0	4	2	0	1	0	0	0.0
Orlando	2	-	480	71	148	.480	21	51	.412	45	62	.726	15	58	73	41	48	10	21	1	208	104.0



All-Time Trail Blazers vs. Magic

1989-90 (2-0)

12/4 O 121-95 W 1-0
3/13 P 142-117 W 2-0

1990-91 (4-0)

12/5 O 119-110 W 3-0
12/16 P 126-107 W 4-0
4/5 O 115-98 W 5-0
4/14 P 139-119 W 6-0

1991-92 (2-0)

12/4 O 124-115 W 7-0
1/7 P 104-89 W 8-0

1992-93 (0-2)

2/5 P 106-114 L 8-1
2/23 O 107-125 L 8-2

1993-94 (0-2)

12/1 O 106-114 L 8-3
12/12 P 88-103 L 8-4

1994-95 (0-2)

12/20 P 104-108 L 8-5
3/10 O 85-97 L 8-6

1995-96 (1-1)

12/3 P 93-82 W 9-6
3/2 O 89-115 L 9-7

1996-97 (0-2)

12/10 P 93-99 L 9-8
2/19 O 84-95 L 9-9

1997-98 (0-2)

12/2 P 88-89 L 9-10
3/20 O 87-102 L 9-11

1998-99

Did not play each other

1999-2000 (2-0)

11/17 O 81-79 W 10-11
2/24 P 111-92 W 11-11

2000-01 (2-0)

11/19 O 110-102* W 12-11
12/15 P 106-96* W 13-11

2001-02 (2-0)

12/15 P 117-106 W 14-11
1/11 O 92-84 W 15-11

2002-03 (2-0)

11/20 P 98-84 W 16-11
2/4 O 96-89 W 17-11

2003-04 (2-0)

2/24 O 94-91* W 18-11
3/20 P 92-73 W 19-11

2004-05 (1-1)

11/24 O 89-83 W 20-11
3/19 P 92-97 L 20-12

2005-06 (1-1)

11/25 O 89-104 L 20-13
1/13 P 113-108 W 21-13

2006-07 (0-2)

12/1 P 89-91 L 21-14
2/14 O 91-103 L 21-15

2007-08 (0-2)

11/26 P 74-85 L 21-16
1/19 O 94-101 L 21-17

2008-09 (1-1)

11/10 O 106-99 W 22-17
12/9 P 108-109 L 22-18

* Overtime periods

Series History & Highlights

All-time series record: Trail Blazers lead, 22-18

In Portland: Trail Blazers lead, 11-9

In Orlando: Trail Blazers lead, 11-9

Longest Win Streaks: Trail Blazers (11), Magic (6)

Biggest Trail Blazers Win: 25 points, 142-117, 3/14/90

Biggest Magic Win: 26 points, 115-89, 3/2/96

Most Points, Trail Blazers: 142-117, 3/14/90

Fewest Points, Trail Blazers: 87-74, 11/26/07

Most Points, Magic: 125-107, 2/23/93

Fewest Points, Magic: 73-92, 3/20/04

Overtime Games: (2) Trail Blazers 2, Magic 0

Individual Bests, Trail Blazers:

Points: 37---Rasheed Wallace, 12/15/01

Rebounds: 21---Buck Williams, 4/5/91; 21---Otis Thorpe, 3/10/95

Assists: 18---Terry Porter, 12/4/89

Individual Bests, Magic:

Points: 41---Shaquille O'Neal, 3/2/96

Rebounds: 19---Dwight Howard, 11/10/08

Assists: 20---Scott Skiles, 12/1/93



PHILADELPHIA 76ERS



3601 S. Broad St.
Philadelphia, PA 19148
(215) 339-7666
Wachovia Center (20,318)



Eddie Jordan
Head Coach
1st year
All-time vs. Portland: 6-8 (.429)

Director, Public Relations Michael Preston
Radio Tom McGinnis
Television Marc Zumoff, Ed Pinckney

Assistant Coaches Randy Ayers, Jim Lynam,
Aaron McKie, Mike O'Koren
Head Athletic Trainer Kevin Johnson

2008-09 RESULTS

Philadelphia won, 2-0

1/14 at PHI - Philadelphia 100, Portland 79
3/23 at POR - Philadelphia 114, Portland 108 (OT)

2009-10 MATCHUPS

Monday, Dec. 28 - at Portland (7 p.m.)

Wednesday, Jan. 20 - at Philadelphia (4 p.m.)

*All Times Pacific

2008-09 TRAIL BLAZERS vs. 76ERS

Player	G	S	Min.	FG	FGA	Pct.	3FG	3At	Pct.	FT	FTA	Pct.	Off	Def	RB	Ast.	PF	St	TO	Bl	Pts.	Avg.
Aldridge	2	2	83	15	37	.405	0	1	.000	9	10	.900	14	7	21	6	6	0	3	2	39	19.5
Roy	2	2	82	15	35	.429	1	7	.143	8	9	.889	3	8	11	9	1	3	7	0	39	19.5
Fernandez	1	0	29	6	12	.500	4	9	.444	3	3	1.000	0	2	2	0	4	1	1	0	19	19.0
Blake	2	2	60	11	25	.440	4	15	.267	1	2	.500	0	1	1	7	3	1	4	0	27	13.5
Oden	2	1	43	6	10	.600	0	0	---	3	3	1.000	5	6	11	0	8	0	1	2	15	7.5
Outlaw	2	0	56	4	16	.250	1	5	.200	3	6	.500	1	6	7	1	5	1	3	3	12	6.0
Batum	2	2	40	3	8	.375	2	5	.400	2	2	1.000	1	1	2	3	2	1	0	2	10	5.0
Bayless	1	0	25	1	11	.091	0	2	.000	3	4	.750	1	1	2	0	3	0	2	0	5	5.0
Przybilla	2	1	34	3	5	.600	0	0	---	2	2	1.000	6	9	15	0	4	0	3	1	8	4.0
Randolph	1	0	4	2	2	1.000	0	0	---	0	0	---	0	0	0	0	1	0	1	0	4	4.0
Rodriguez	2	0	25	2	6	.333	1	3	.333	0	0	---	3	3	6	5	7	2	4	0	5	2.5
Frye	2	0	21	1	5	.200	0	0	---	2	2	1.000	1	1	2	0	1	0	0	2	4	2.0
Diogu	1	0	2	0	0	---	0	0	---	0	0	---	0	0	0	0	0	0	0	0	0	0.0
Portland	2	2	505	69	172	.401	13	47	.277	36	43	.837	35	45	80	31	45	9	32	12	187	93.5

2008-09 76ERS vs. TRAIL BLAZERS

Player	G	S	Min.	FG	FGA	Pct.	3FG	3At	Pct.	FT	FTA	Pct.	Off	Def	RB	Ast.	PF	St	TO	Bl	Pts.	Avg.
Iguodala	2	2	82	17	30	.567	6	9	.667	14	17	.824	0	7	7	11	6	3	5	2	54	27.0
Miller	2	2	80	14	31	.452	1	1	1.000	10	12	.833	3	12	15	9	4	4	9	0	39	19.5
Young	2	2	66	14	22	.636	4	5	.800	4	4	1.000	2	6	8	3	7	2	2	0	36	18.0
Williams	2	0	54	5	14	.357	1	5	.200	12	12	1.000	3	1	4	7	4	2	0	0	23	11.5
Speights	2	0	41	8	16	.500	0	1	.000	3	4	.750	2	4	6	1	4	1	1	3	19	9.5
Evans	2	0	34	7	14	.500	0	0	---	4	4	1.000	8	5	13	3	6	2	1	0	18	9.0
Green	2	2	50	4	13	.308	2	5	.400	0	0	---	1	1	2	2	3	2	0	1	10	5.0
Dalembert	2	2	63	3	4	.750	0	0	---	2	2	1.000	2	11	13	0	6	0	3	5	8	4.0
Ivey	2	0	22	1	5	.200	0	2	.000	3	3	1.000	1	2	3	2	2	1	0	0	5	2.5
Ratliff	1	0	9	0	0	---	0	0	---	2	2	1.000	0	2	2	0	2	0	1	1	2	2.0
Rush	1	0	3	0	1	.000	0	0	---	0	0	---	0	0	0	0	0	0	0	0	0	0.0
Philadelphia	2	2	505	73	150	.487	14	28	.500	54	60	.900	22	51	73	38	44	17	22	12	214	107.0



All-Time Trail Blazers vs. 76ers

1970-71 (0-4)

12/20 P 132-134* L 0-1
 2/20 P 105-118 L 0-2
 2/23 Phil 113-119 L 0-3
 3/3 Phil 104-120 L 0-4

1971-72 (2-2)

11/27 Phil 93-116 L 0-5
 12/17 P 127-126 W 1-5
 1/21 Phil 122-136 L 1-6
 2/11 P 110-106 W 2-6

1972-73 (3-1)

11/25 Phil 117-106 W 3-6
 1/5 P 135-102 W 4-6
 2/9 P 116-105 W 5-6
 2/25 Phil 111-115 L 5-7

1973-74 (2-2)

10/24 Phil 110-132 L 5-8
 12/22 P 110-105 W 6-8
 2/26 P 110-118 L 6-9
 3/20 Phil 113-106 W 7-9

1974-75 (2-2)

11/8 Phil 89-105 L 7-10
 1/24 P 119-97 W 8-10
 2/25 P 99-77 W 9-10
 3/12 Phil 88-91 L 9-11

1975-76 (0-4)

11/21 Phil 111-131 L 9-12
 12/16 P 98-105 L 9-13
 2/11 Phil 106-118 L 9-14
 2/24 P 102-106 L 9-15

1976-77 (2-2)

11/5 P 146-104 W 10-15
 12/11 Phil 107-108 L 10-16
 3/1 P 108-107 W 11-16
 3/27 Phil 116-128 L 11-17

1977-78 (2-2)

10/28 P 96-94 W 12-17
 12/7 Phil 100-122 L 12-18
 2/28 P 113-92 W 13-18
 3/28 Phil 100-116 L 13-19

1978-79 (2-1)

1/14 Phil 106-112 L 13-20
 1/28 P 116-94 W 14-20
 2/27 P 118-115 W 15-20

1979-80 (0-2)

1/16 Phil 110-121 L 15-21
 2/26 P 96-98 L 15-22

1980-81 (1-1)

11/28 Phil 103-116 L 15-23
 12/30 P 109-108 W 16-23

1981-82 (0-2)

1/1 P 105-120 L 16-24
 1/20 Phil 110-115 L 16-25

1982-83 (2-0)

11/23 Phil 106-103 W 17-25
 2/4 P 115-109 W 18-25

1983-84 (1-1)

1/1 P 103-115 L 18-26
 2/24 Phil 119-114 W 19-26

1984-85 (0-2)

11/30 Phil 116-126 L 19-27
 1/1 P 106-111 L 19-28

1985-86 (0-2)

1/1 P 119-121* L 19-29
 2/19 Phil 133-153 L 19-30

1986-87 (0-2)

11/9 P 119-125 L 19-31
 11/28 Phil 112-116 L 19-32

1987-88 (1-1)

12/9 Phil 86-94 L 19-33
 1/1 P 127-125 W 20-33

1988-89 (1-1)

11/30 Phil 106-114 L 20-34
 3/3 P 129-121 W 21-34

1989-90 (1-1)

2/18 P 109-110 L 21-35
 3/9 Phil 104-100 W 22-35

1990-91 (1-1)

2/15 P 121-106 W 23-35
 3/1 Phil 111-121 L 23-36

1991-92 (1-1)

12/6 Phil 102-105* L 23-37
 1/5 P 115-102 W 24-37

1992-93 (2-0)

12/26 P 121-115* W 25-37
 4/2 Phil 96-91 W 26-37

1993-94 (2-0)

2/18 P 108-93 W 27-37
 4/1 Phil 111-100 W 28-37

1994-95 (0-2)

12/26 P 94-101 L 28-38
 3/31 Phil 85-86 L 28-39

1995-96 (2-0)

2/3 Phil 96-85 W 29-39
 3/25 P 94-71 W 30-39

1996-97 (1-1)

2/22 Phil 80-97 L 30-40
 3/2 P 112-95 W 31-40

1997-98 (1-1)

12/30 P 96-86 W 32-40
 1/23 Phil 87-98 L 32-41

1998-99 (1-0)

3/21 P 91-75 W 33-41

1999-2000 (2-0)

11/19 Phil 97-91 W 34-41
 12/30 P 108-90 W 35-41

2000-01 (1-1)

12/8 P 94-107 L 35-42
 1/10 Phil 93-75 W 36-42

2001-02 (2-0)

1/5 P 96-88 W 37-42
 2/25 Phil 88-83 W 38-42

2002-03 (0-2)

3/6 P 60-88 L 38-43
 3/14 Phil 79-90 L 38-44

2003-04 (1-1)

11/3 P 83-94 L 38-45
 4/1 Phil 88-82 W 39-45

2004-05 (1-1)

12/27 P 104-111 L 39-46
 4/1 Phil 109-100 W 40-46

2005-06 (1-1)

11/29 Phil 83-107 L 40-47
 12/28 P 95-91 W 41-47

2006-07 (1-1)

12/11 Phil 81-79 W 42-47
 12/29 P 95-98 L 42-48

2007-08 (1-1)

11/16 Phil 88-92 L 42-49
 12/30 P 97-72 W 43-49

2008-09 (0-2)

1/14 Phil 79-100 L 43-50
 3/23 P 108-114* L 43-51

* Overtime periods

Series History & Highlights

All-time series record: 76ers lead, 51-43

In Portland: Trail Blazers lead, 29-19

In Philadelphia: 76ers lead, 32-14

Longest Win Streaks: Trail Blazers (5), 76ers (7)

Biggest Trail Blazers Win: 42 points, 146-104, 11/5/76

Biggest 76ers Win: 28 points, 88-60, 3/06/03

Most Points, Trail Blazers: 146-104, 11/5/76

Fewest Points, Trail Blazers: 60-88, 3/06/03

Most Points, 76ers: 153-133, 2/19/86

Fewest Points, 76ers: 71-94, 3/25/96

Overtime Games: (4) 76ers 3, Trail Blazers 1

Individual Bests, Trail Blazers:

Points: 43---Geoff Petrie, 3/20/74

Rebounds: 22---Sidney Wicks, 1/5/73

Assists: 15---Terry Porter, 3/3/89

Individual Bests, 76ers:

Points: 47---Billy Cunningham, 12/17/71

Rebounds: 27---Billy Cunningham, 12/20/70 (OT); 26---LeRoy Ellis, 10/24/73

Assists: 14---Fred Carter, 2/26/74; 14---Maurice Cheeks, 2/19/86



PHOENIX SUNS



201 E. Jefferson St.
Phoenix, AZ 85004
(602) 379-7900
US Airways Center (18,422)



Alvin Gentry
Head Coach
2nd year

All-time vs. Portland: 6-7 (.462)

V.P., Basketball Communications..... Julie Fie
Radio ... Al McCoy, Tim Kempton/Gerardo Romo, Arturo Ochoa
T.V. ... Tom Leander, Gary Bender, Eddie Johnson, Scott Williams

Assistant Coaches Bill Cartwright, Igor Kokoskov,
Dan Majerle, John Shumate
Head Athletic Trainer Aaron Nelson

2008-09 RESULTS

Series tied, 2-2

11/1 at PHO - Phoenix 107, Portland 96
11/22 at PHO - Phoenix 102, Portland 92
12/18 at POR - Portland 124, Phoenix 119
3/26 at POR - Portland 129, Phoenix 109

2009-10 MATCHUPS

Thursday, Dec. 17 - at Portland (7:30 p.m.)
Wednesday, Feb. 10 - at Phoenix (6 p.m.)
Sunday, March 21 - at Phoenix (7:30 p.m.)
*All Times Pacific

2008-09 TRAIL BLAZERS vs. SUNS

Player	G	S	Min.	FG	FGA	Pct.	3FG	3At	Pct.	FT	FTA	Pct.	Off	Def	RB	Ast.	PF	St	TO	Bl	Pts.	Avg.
Roy	4	4	157	42	87	.483	11	24	.458	29	31	.935	1	18	19	20	9	3	6	4	124	31.0
Aldridge	4	4	137	32	60	.533	0	1	.000	11	14	.786	12	18	30	6	14	6	3	4	75	18.8
Blake	4	4	140	26	50	.520	13	25	.520	4	4	1.000	1	10	11	21	9	7	4	0	69	17.3
Fernandez	4	0	88	19	37	.514	10	23	.435	4	5	.800	3	4	7	4	5	7	0	0	52	13.0
Outlaw	4	1	110	19	45	.422	2	12	.167	3	5	.600	4	9	13	11	6	0	7	0	43	10.8
Oden	3	1	48	8	10	.800	0	0	---	5	12	.417	2	2	4	0	14	1	3	5	21	7.0
Frye	3	0	37	6	10	.600	1	2	.500	4	6	.667	6	6	12	1	4	1	0	2	17	5.7
Batum	4	3	66	7	19	.368	2	5	.400	4	4	1.000	6	1	7	5	3	6	1	1	20	5.0
Przybilla	4	3	115	4	5	.800	0	0	---	2	6	.333	10	14	24	4	13	4	4	7	10	2.5
Rodriguez	4	0	43	3	13	.231	1	4	.250	0	0	---	4	1	5	15	5	0	2	0	7	1.8
Bayless	2	0	10	1	2	.500	0	1	.000	0	0	---	0	1	1	1	1	0	1	0	2	1.0
Diogu	2	0	7	0	2	.000	0	0	---	1	2	.500	2	2	4	0	1	0	0	0	1	0.5
Ruffin	1	0	3	0	1	.000	0	0	---	0	0	---	1	0	1	0	1	1	0	0	0	0.0
Portland	4	4	960	167	341	.490	40	97	.412	67	89	.753	52	86	138	88	85	34	39	23	441	110.3

2008-09 SUNS vs. TRAIL BLAZERS

Player	G	S	Min.	FG	FGA	Pct.	3FG	3At	Pct.	FT	FTA	Pct.	Off	Def	RB	Ast.	PF	St	TO	Bl	Pts.	Avg.
Stoudemire	3	3	119	20	37	.541	0	0	---	23	26	.885	4	26	30	12	9	4	4	4	63	21.0
O'Neal	4	4	129	30	45	.667	0	0	---	14	22	.636	15	23	38	8	11	2	10	4	74	18.5
Nash	4	4	134	23	44	.523	7	12	.583	13	13	1.000	0	9	9	30	3	2	18	0	66	16.5
Richardson	2	2	70	13	25	.520	6	13	.462	1	2	.500	2	9	11	1	9	1	4	0	33	16.5
Barnes	4	3	119	18	37	.486	11	21	.524	7	8	.875	4	13	17	14	8	1	6	1	54	13.5
Bell	2	2	67	11	26	.423	4	12	.333	1	2	.500	0	2	2	2	5	2	3	0	27	13.5
Swift	1	0	16	4	6	.667	1	1	1.000	3	6	.500	2	4	6	0	2	1	0	0	12	12.0
Dudley	1	0	26	5	8	.625	0	2	.000	0	0	---	2	1	3	2	3	0	1	0	10	10.0
Diaw	2	0	48	8	11	.727	0	0	---	3	3	1.000	2	3	5	6	5	0	4	1	19	9.5
Tucker	1	0	17	4	10	.400	1	3	.333	0	0	---	3	0	3	0	0	1	0	0	9	9.0
Hill	4	2	98	15	27	.556	1	3	.333	3	4	.750	0	10	10	5	4	2	3	1	34	8.5
Barbosa	2	0	36	5	10	.500	1	4	.250	2	3	.667	0	7	7	4	1	1	2	0	13	6.5
Lopez	2	0	23	3	5	.600	0	0	---	2	2	1.000	2	2	4	1	6	0	1	1	8	4.0
Amundson	3	0	23	4	5	.800	0	0	---	1	5	.200	2	2	4	1	2	0	1	1	9	3.0
Dragic	2	0	27	2	10	.200	0	2	.000	0	0	---	1	2	3	4	2	1	3	0	4	2.0
Singletary	1	0	8	1	4	.250	0	0	---	0	0	---	0	0	0	1	1	0	0	0	2	2.0
Phoenix	4	4	960	166	310	.535	32	73	.438	73	96	.760	39	113	152	91	71	18	61	13	437	109.3



All-Time Trail Blazers vs. Suns

1970-71 (0-4)

11/11	Phx	100-114	L	0-1
12/4	P	121-126	L	0-2
12/26	Phx	103-115	L	0-3
1/29	P	122-131	L	0-4

1971-72 (0-6)

11/30	P	111-121*	L	0-5
12/1	Phx	103-129	L	0-6
12/11	P	117-129	L	0-7
2/5	P	117-118*	L	0-8
2/6	Phx	94-107	L	0-9
3/21	Phx	128-160	L	0-10

1972-73 (2-5)

10/14	P	120-124	L	0-11
12/9	Phx	97-116	L	0-12
12/29	Phx	99-106	L	0-13
12/30	P	104-107	L	0-14
1/26	P	111-120	L	0-15
1/27	Phx	117-109	W	1-15
2/18	Phx	119-118	W	2-15

1973-74 (3-3)

11/30	P	99-107	L	2-16
12/13	Phx	119-108	W	3-16
12/18	P	133-117	W	4-16
1/31	Phx	100-112	L	4-17
2/12	P	113-104	W	5-17
2/17	Phx	100-112	L	5-18

1974-75 (6-1)

11/28	Phx	98-85	W	8-18
12/1	Phx	100-104	W	8-19
1/10	Phx	113-104	W	7-19
1/28	P	115-107	W	8-19
3/7	P	120-98	W	9-19
3/21	Phx	112-108	W	10-19
3/22	P	94-92	W	11-19

1975-76 (2-5)

10/25	P	118-89	L	11-20
11/28	Phx	101-110	L	11-21
12/14	P	96-105	L	11-22
3/6	P	118-99	W	12-22
3/7	Phx	84-106	L	12-23
4/2	Phx	103-106	L	12-24
4/3	P	112-97	W	13-24

1976-77 (3-1)

12/5	Phx	111-99	W	14-24
1/30	P	97-91	W	15-24
3/20	Phx	106-126	L	15-25
4/8	P	122-111	W	16-25

1977-78 (3-1)

11/29	P	108-96	W	17-25
12/3	Phx	106-103	W	18-25
2/15	P	113-100	W	19-25
3/29	Phx	94-127	L	19-26

1978-79 (1-3)

10/22	P	116-124	L	19-27
12/26	Phx	127-129*	L	19-28
2/6	P	100-93	W	20-28
4/4	Phx	95-106	L	20-29

1979-80 (0-6)

10/28	P	88-89	L	20-30
11/16	Phx	97-98	L	20-31
11/25	P	86-87	L	20-32
12/26	Phx	99-119	L	20-33
3/21	P	100-111	L	20-34
3/28	Phx	100-114	L	20-35

1980-81 (3-3)

11/15	Phx	107-119	L	20-36
12/14	Phx	116-100	W	21-36
12/21	P	100-111	L	21-37
2/27	P	121-117	W	22-37
3/6	Phx	107-128	L	22-38
3/24	P	120-111	W	23-38

1981-82 (3-3)

10/30	P	103-95	W	24-38
11/10	Phx	110-117	L	24-39
12/19	Phx	112-113	L	24-40
3/2	P	119-108*	W	25-40
4/8	Phx	106-104	W	26-40
4/16	P	99-113	L	26-41

1982-83 (1-5)

11/2	Phx	87-92	L	26-42
11/14	P	94-102	L	26-43
12/13	Phx	99-94	L	27-43
2/26	Phx	128-116	L	27-44
3/31	Phx	89-106	L	27-45
4/8	P	98-99	L	27-46

1983-84 (4-2)

11/6	P	112-96	W	28-46
12/21	Phx	116-112	W	29-46
1/1	Phx	106-109	L	29-47
2/5	P	97-92	W	30-47
3/23	P	124-188	W	31-47
4/10	Phx	88-100	L	31-48

1984-85 (3-3)

Phx	130-139****	L	31-49	
11/6	P	110-99	W	32-49
12/4	P	112-104	W	33-49
12/22	Phx	108-110	L	33-50
1/18	Phx	104-114	L	33-51
4/4	P	116-100	W	34-51

1985-86 (4-2)

10/25	P	128-123*	W	35-51
11/27	Phx	110-93	W	36-51
12/4	P	133-104	W	40-51
1/18	P	112-87	W	38-51
1/28	Phx	130-136	L	38-52
2/26	Phx	112-113	L	38-53

1986-87 (4-2)

11/4	Phx	120-126	L	38-54
12/30	P	120-105	W	39-54
2/3	P	117-103	W	40-54
2/19	Phx	124-108	W	41-54
3/20	P	134-105	W	42-54
4/9	Phx	122-126	L	42-55

1987-88 (6-0)

11/6	P	118-104	W	43-55
12/1	P	102-100	W	44-55
12/5	Phx	133-115	W	45-55
12/18	Phx	129-114	W	46-55
1/29	P	128-119	W	47-55
3/3	Phx	135-112	W	48-55

1988-89 (3-2)

11/4	P	120-105	W	49-55
12/16	Phx	25-132	W	49-56
12/17	P	115-97	W	50-56
2/28	P	139-134	W	51-56
3/17	Phx	124-129	L	51-57

1989-90 (3-2)

11/15	Phx	107-109	L	51-58
11/17	P	110-109	W	52-58
12/26	Phx	105-121	L	52-59
2/4	P	123-121	W	53-59
4/18	Phx	128-120*	W	54-59

1990-91 (2-3)

11/27	P	109-123	L	54-60
1/22	P	123-116	W	55-60
2/22	P	127-106	W	56-60
3/13	Phx	108-116	L	56-61
4/21	Phx	118-135	L	56-61

1991-92 (2-3)

11/2	Phx	128-132*	L	56-63
11/9	Phx	128-132*	L	56-64
2/12	Phx	107-97	W	57-64
2/18	P	129-116	W	58-64
3/31	Phx	111-128	L	58-65

1992-93 (2-3)

11/11	P	100-89	W	59-65
11/25	Phx	117-121	L	59-66
3/2	P	102-97	L	60-66
3/17	P	111-129	L	60-67
4/22	P	114-115	L	60-68

1993-94 (2-3)

11/19	Phx	109-118	L	60-69
1/22	Phx	117-118	L	60-70
2/3	P	126-105	W	61-70
2/16	Phx	100-126	L	61-71
4/5	P	135-113	L	62-71

1994-95 (0-5)

11/15	P	93-96	L	62-72
11/18	Phx	111-124	L	62-73
1/19	P	115-122	L	62-74
2/15	Phx	113-120*	L	62-75
4/9	P	94-104	L	62-76

1995-96 (2-2)

11/18	Phx	102-107	L	62-77
1/19	P	101-84	W	63-77
2/15	P	84-96	L	63-78
4/9	Phx	98-91	W	64-78

1996-97 (3-1)

1/24	Phx	115-105	W	65-78
2/11	P	111-108	W	66-78
3/5	Phx	121-99	W	67-78
4/5	P	90-99	L	67-79

1997-98 (2-2)

11/14	P	139-140****	L	67-80
2/12	Phx	115-100	W	68-80
3/3	P	98-93	W	69-80
4/4	Phx	83-90	L	69-81

1998-99 (3-0)

3/25	P	97-84	W	70-81
3/28	Phx	88-86	W	71-81
4/3	P	98-93	W	72-81

1999-2000 (3-1)

12/5	Phx	92-90	W	73-81
12/17	Phx	102-110	L	73-82
1/8	P	96-91	W	74-82
1/14	Phx	105-83	W	75-82

2000-01 (1-3)

11/2	Phx	82-108	L	75-83
12/3	Phx	79-84	L	75-84
2/1	P	100-92	W	76-84
3/14	P	79-84	L	76-85

2001-02 (2-2)

12/1	P	83-97	L	76-86
12/22	Phx	90-102	L	76-87
1/16	Phx	108-99	W	77-87
1/31	P	105-97	W	78-87

2002-03 (1-3)

11/8	Phx	75-86	L	78-88
1/7	P	81-88	L	78-89
3/5	Phx	92-98	L	78-90
4/15	P	120-102	W	79-90

2003-04 (2-2)

12/18	P	101-94	W	80-90
1/15	P	96-105	L	80-91
1/18	Phx	92-96	L	80-92
2/4	Phx	101-97	W	81-92

2004-05 (0-3)

12/5	P	99-121	L	81-93
1/2	Phx	98-117	L	81-94
3/5	Phx	116-129	L	81-95

2005-06 (1-3)

12/6	Phx	85-130	L	81-96
3/12	P	111-101	W	82-96
3/23	Phx	108-125	L	82-97
4/19	P	96-106	L	82-98

2006-07 (0-4)

11/26	P	101-119	L	82-99
12/26	Phx	87-110	L	82-100
1/19	Phx	101-106	L	82-101
2/6	P	102-109*	L	82-102

2007-08 (0-3)

3/4	P	92-97	L	82-103
3/18	P	98-111	L	82-104
4/16	Phx	91-100	L	82-105

2008-09 (2-2)

11/1	Phx	96-107	L	82-106
11/22	Phx	92-102	L	82-107
12/18	P	124-		

SACRAMENTO KINGS



One Sports Parkway
Sacramento, CA 95834
(916) 455-4647
ARCO Arena (17,317)



Paul Westphal
Head Coach
1st Year

All-time vs. Portland: 14-11 (.560)

V.P., Media RelationsTroy Hanson
RadioGary Gerould
TelevisionGrant Napear, Jerry Reynolds

Assistant CoachesShareef Abdur-Rahim, Pete Carril,
Mario Elie, Jim Eyen, Bryan Gates, Truck Robinson
Head Athletic TrainerPete Youngman

2008-09 RESULTS

Portland won, 3-0

11/21 at SAC - Portland 117, Sacramento 96
11/24 at POR - Portland 91, Sacramento 90
12/16 at POR - Portland 109, Sacramento 77

2009-10 MATCHUPS

Tuesday, Dec. 15 - at Portland (7 p.m.)

Tuesday, March 9 - at Portland (7 p.m.)

Friday, March 12 - at Sacramento (7 p.m.)

Saturday, April 3 - at Sacramento (7 p.m.)

*All Times Pacific

2008-09 TRAIL BLAZERS vs. KINGS

Player	G	S	Min.	FG	FGA	Pct.	3FG	3At	Pct.	FT	FTA	Pct.	Off	Def	RB	Ast.	PF	St	TO	Bl	Pts.	Avg.
Roy	3	3	94	23	39	.590	3	4	.750	24	24	1.000	3	6	9	11	3	5	8	1	73	24.3
Aldridge	3	3	101	17	51	.333	0	2	.000	10	13	.769	10	16	26	6	4	3	4	3	44	14.7
Blake	3	3	88	16	32	.500	6	16	.375	2	2	1.000	1	7	8	14	6	8	5	0	40	13.3
Outlaw	3	0	77	12	27	.444	5	7	.714	2	6	.333	5	6	11	4	11	2	4	0	31	10.3
Fernandez	3	0	62	11	22	.500	6	12	.500	1	1	1.000	1	4	5	6	4	4	3	0	29	9.7
Przybilla	3	1	75	12	16	.750	0	1	.000	3	4	.750	10	26	36	2	5	3	4	7	27	9.0
Batum	3	3	51	6	15	.400	3	9	.333	3	4	.750	6	5	11	0	5	1	3	3	18	6.0
Frye	3	0	41	7	18	.389	1	2	.500	3	4	.750	4	2	6	4	10	0	5	0	18	6.0
Oden	3	2	59	7	15	.467	0	0	---	4	6	.667	7	17	24	5	11	1	4	0	18	6.0
Bayless	2	0	13	3	7	.429	0	0	---	3	3	1.000	0	3	3	3	0	1	1	0	9	4.5
Diogu	2	0	10	0	1	.000	0	0	---	4	6	.667	2	1	3	0	1	0	0	0	4	2.0
Rodriguez	3	0	48	1	9	.111	0	3	.000	4	4	1.000	1	2	3	13	1	6	5	0	6	2.0
Portland	3	-	720	115	252	.456	24	56	.429	63	77	.818	50	95	145	68	61	34	48	14	317	105.7

2008-09 KINGS vs. TRAIL BLAZERS

Player	G	S	Min.	FG	FGA	Pct.	3FG	3At	Pct.	FT	FTA	Pct.	Off	Def	RB	Ast.	PF	St	TO	Bl	Pts.	Avg.
Salmons	3	3	105	19	45	.422	5	8	.625	6	9	.667	0	11	11	6	7	4	11	0	49	16.3
Hawes	3	2	101	13	34	.382	4	7	.571	8	8	1.000	4	9	13	6	7	5	6	7	38	12.7
Miller	3	3	86	15	25	.600	4	6	.667	4	5	.800	5	9	14	4	10	1	3	1	38	12.7
Garcia	1	1	30	2	8	.250	1	2	.500	7	8	.875	0	4	4	1	2	1	1	1	12	12.0
Udrih	3	3	87	13	30	.433	1	4	.250	1	2	.500	1	7	8	18	8	6	12	0	28	9.3
Brown	3	0	57	11	20	.550	3	4	.750	2	5	.400	0	1	1	9	5	0	4	0	27	9.0
Thompson	3	2	73	8	21	.381	0	0	---	7	8	.875	9	13	22	4	11	1	5	2	23	7.7
Williams	3	0	14	4	5	.800	0	0	---	6	7	.857	0	0	0	1	3	3	0	1	14	4.7
Greene	3	1	51	3	13	.231	0	6	.000	5	6	.833	2	5	7	2	4	1	2	1	11	3.7
Jackson	3	0	59	5	18	.278	0	5	.000	1	2	.500	0	6	6	8	3	1	1	0	11	3.7
Douby	2	0	21	2	4	.500	0	1	.000	2	2	1.000	0	2	2	0	0	0	0	1	6	3.0
Moore	2	0	37	2	4	.500	0	0	---	2	2	1.000	4	7	11	0	4	0	7	0	6	3.0
Sacramento	3	-	720	97	227	.427	18	43	.419	51	64	.797	25	74	99	61	64	23	52	14	263	87.7



All-Time Trail Blazers vs. Kings

1970-71 (0-4)				1980-81 (2-3)				1989-90 (4-0)				1999-2000 (4-0)			
11/6	P	121-138	L 0-1	10/23	KC	98-115	L 26-22	11/3	P	114-96	W 55-39	12/11	S	101-96	W 89-50
1/6	C	128-133*	L 0-2	11/11	P	101-102	L 26-23	1/6	S	124-121	W 56-39	2/20	S	108-103*	W 90-50
2/16	P	102-109	L 0-3	1/14	KC	110-91	W 27-23	1/8	P	108-96	W 57-39	3/14	P	96-91	W 91-50
3/5	C	111-117	L 0-4	2/8	P	129-123*	W 28-23	4/21	S	118-100	W 58-39	4/16	P	102-95	W 92-50
1971-72 (2-2)				1981-82 (5-0)				1990-91 (3-2)				2000-01 (1-3)			
10/23	P	104-100	W 1-4	12/2	KC	112-107	W 29-24	3/3	S	95-93	W 59-39	11/6	S	75-79	L 92-51
11/24	C	112-114	L 1-5	1/3	P	127-116*	W 30-24	12/13	S	88-100	L 59-40	1/20	P	101-111	L 92-52
2/8	P	104-100	W 1-2	2/2	P	102-97	W 31-24	1/26	P	121-96	W 60-40	2/15	P	105-101	W 93-52
2/23	C	106-110	L 2-6	2/24	KC	123-111	W 32-24	2/6	S	93-97	L 60-41	4/8	S	89-98	L 93-53
1972-73 (2-4)				1982-83 (3-2)				1991-92 (5-0)				2001-02 (2-2)			
11/12	P	102-100	W 3-6	3/30	P	109-99	W 33-24	12/14	P	115-110	W 62-41	11/21	S	83-95	L 93-54
11/29	KC	102-110	L 3-7	1982-83 (3-2)				12/14	P	115-110	W 62-41	12/26	S	74-89	L 93-55
12/18	KC	95-113	L 3-8	10/29	KC	111-113	L 33-25	2/2	P	147-107	W 63-41	1/2	P	116-110*	W 94-55
1/2	P	104-87	W 4-8	12/30	KC	113-107	W 34-25	2/14	S	107-106	W 64-41	3/22	P	107-95*	W 95-55
2/3	P	97-105	L 4-9	1/15	P	121-110	W 35-25	3/6	P	114-106	W 65-41	2002-03 (1-3)			
3/19	O	105-106	L 4-10	2/15	P	115-98	W 35-25	3/26	S	120-106	W 66-41	10/31	S	72-100	L 95-56
1973-74 (2-4)				1983-84 (3-2)				1992-93 (5-0)				2003-04 (3-1)			
10/19	P	111-99	W 5-10	11/28	KC	104-113	L 36-27	11/20	S	104-99	W 67-41	11/23	P	94-95	L 95-57
1/8	P	129-110	W 6-10	1/3	P	123-104	W 37-27	11/29	P	107-99	W 68-41	12/28	S	119-113*	W 96-57
1/13	O	99-103	L 6-11	1/13	P	123-104	W 37-27	1/22	P	135-127	W 69-41	3/22	P	104-113	L 96-58
1/22	KC	96-103	L 6-12	1/21	P	114-94	W 38-27	3/25	S	113-111*	W 70-41	2003-04 (3-1)			
2/8	P	99-104	L 6-13	3/6	KC	110-128	L 38-28	4/23	S	112-108	W 71-41	11/13	P	112-110*	W 97-58
3/18	KC	105-114	L 6-14	3/29	P	120-113	W 39-28	1993-94 (4-1)				12/21	S	98-117	L 97-59
1974-75 (1-3)				1984-85 (2-3)				1994-95 (3-2)				1/20	S	109-104*	W 98-59
12/29	P	99-103	L 6-15	10/27	KC	140-119	W 40-28	11/28	P	120-109	W 72-41	3/12	P	83-81	W 99-59
1/21	KC	106-109	L 6-16	12/20	P	113-118	L 40-29	2/1	S	97-102	L 72-42	2004-05 (1-3)			
2/5	KC	82-90	L 6-17	2/17	KC	115-96	W 41-29	2/8	P	124-100	W 73-42	1/18	S	107-113*	L 99-60
4/4	P	116-110	W 7-17	2/19	KC	96-116	L 41-30	3/22	S	96-94	W 74-42	2/5	P	114-108	W 100-60
1975-76 (5-0)				1985-86 (3-2)				1994-95 (3-2)				3/22	S	93-112	L 100-61
1/17	P	92-88	W 8-17	11/15	P	126-115	W 42-31	11/10	S	104-84	W 76-42	4/8	P	115-119	L 100-62
1/17	KC	102-94	W 9-17	1/25	S	129-125	W 43-31	12/11	P	93-88	W 77-42	2005-06 (1-2)			
2/21	KC	116-97	W 10-17	1/26	P	116-121	L 43-32	12/27	S	101-102	L 77-43	2/27	S	91-115	L 101-63
2/28	P	119-105	W 11-17	1/26	P	116-121	L 43-32	1/17	S	88-95	L 77-44	3/22	P	90-106	L 101-64
3/30	P	114-113	W 12-17	3/23	S	112-102	W 44-32	1/22	P	103-87	W 78-44	2006-07 (2-2)			
1976-77 (2-2)				1986-87 (3-2)				1995-96 (1-3)				11/25	S	95-105	L 101-65
11/9	P	119-102	W 13-17	12/4	S	106-102	W 45-33	11/16	P	102-105	L 78-45	1/6	S	110-105*	W 102-65
12/21	P	99-94	W 14-17	1/4	P	128-111	W 46-33	1/18	S	100-105	L 78-46	1/12	P	95-87	W 103-65
2/2	KC	107-119	L 14-18	1/15	S	115-120	L 46-34	3/8	P	117-105	W 79-46	3/3	P	96-104	L 103-66
3/11	KC	112-114	L 14-19	1/23	P	109-89	W 47-34	3/22	S	78-80	L 79-47	2007-08 (1-3)			
1977-78 (4-0)				1987-88 (4-1)				1996-97 (2-2)				11/23	P	87-84	W 104-66
11/7	P	130-104	W 15-19	1/23	P	116-128	L 47-35	11/9	S	102-103	L 79-48	2/19	P	94-105	L 104-67
1/1	P	107-102	W 16-19	1988-89 (3-3)				11/19	P	92-90*	L 80-48	3/13	S	85-96	L 104-68
1/24	KC	120-97	W 17-18	2/11	S	98-94	W 48-35	12/21	S	95-101*	L 80-49	4/11	S	86-103	L 104-69
2/24	KC	107-96	W 18-19	1/8	P	98-91	W 49-35	3/18	P	92-87	W 81-49	2008-09 (3-0)			
1978-79 (3-1)				1989-90 (4-0)				1997-98 (3-1)				11/21	S	117-96	W 105-69
10/17	P	115-112	W 19-19	2/17	S	112-123	L 49-36	12/16	S	87-94	L 81-50	11/24	P	91-90	W 106-69
11/22	KC	95-115	L 19-20	4/17	P	112-102	W 50-36	12/23	P	93-87	W 82-50	12/16	P	109-77	W 107-69
3/11	KC	115-100	W 20-20	4/23	S	124-110	W 51-36	3/27	S	90-73	W 83-50	<i>* Overtime periods</i>			
3/24	P	100-98	W 21-20	11/5	P	121-103	W 52-36	4/14	P	92-66	W 84-50	C - Cincinnati; KC - Kansas City; O - Omaha			
1979-80 (5-1)				1990-91 (3-2)				1998-99 (4-0)							
10/23	P	90-88	W 22-20	12/27	S	111-112	L 52-37	11/9	S	97-93*	W 85-50				
11/11	KC	112-109	W 23-20	1/6	P	147-142**	W 53-37	3/3	P	103-98	W 86-50				
12/12	KC	85-124	L 23-21	3/25	S	105-106	L 53-38	3/18	S	88-78	W 87-50				
1/31	P	94-93	W 24-21	4/18	S	118-120	L 53-39	3/31	P	100-86	W 88-50				
2/5	KC	105-99	W 25-21	4/23	P	126-120*	W 54-39								
3/25	P	106-102	W 26-21												

Series History & Highlights

All-time series record: Trail Blazers lead, 107-69

In Portland: Trail Blazers lead, 72-16

At the Kings: Kings lead, 53-35 (Includes games in Cincinnati, Kansas City, Omaha and Sacramento)

In Sacramento only: Kings lead, 29-23

Longest Win Streaks: Trail Blazers (12), Kings (7)

Biggest Trail Blazers Win: 40 points, 147-107, 2/2/92

Biggest Kings Win: 39 points, 124-85, 12/12/79

Most Points, Trail Blazers: 147-142, 1/6/89 (2 OT); 147-107, 2/2/92

Fewest Points, Trail Blazers: 72-100, 10/31/02

Most Points, Kings: 142-147, 1/6/89 (2 OT); 138-121, 11/10/70

Fewest Points, Kings: 66-92, 4/14/98

Overtime Games: (15) Trail Blazers 13, Kings 2

Individual Bests, Trail Blazers:

Points: 50---Clyde Drexler, 1/6/89 (2 OT); 47---Kiki Vandeweghe, 10/27/84

Rebounds: 22---Joel Przybilla, 1/18/05 (OT); 21---Joel Przybilla 3/22/05

Assists: 18---Terry Porter, 1/23/87

Individual Bests, Kings:

Points: 55---Nate Archibald, 2/23/72

Rebounds: 21---Sam Lacey, 2/16/71

Assists: 18---Norm Van Lier, 3/5/71

SAN ANTONIO SPURS



One AT&T Center
 San Antonio, TX 78219
 (210) 444-5500
 AT&T Center (18,797)



Gregg Popovich
 Head Coach
 14th year

All-time vs. Portland: 32-16 (.667)

Director, Media Services Tom James
Radio/Spanish Bill Schoening/Paul Castro
T.V. Bill Land, Sean Elliott, Andrew Monaco

Assistant Coaches ... Brett Brown, Mike Budenholzer,
 Chip Engelland, Chad Forcier, Don Newman
Head Athletic Trainer Will Sevensing

2008-09 RESULTS

Portland won, 3-1

10/31 at POR - Portland 100, San Antonio 99
 2/25 at SA - San Antonio 99, Portland 84
 3/1 at POR - Portland 102, San Antonio 84
 4/8 at SA - Portland 95, San Antonio 83

2009-10 MATCHUPS

Friday, Nov. 6 - at Portland (7:30 p.m.)

Wednesday, Dec. 23 - at San Antonio (5:30 p.m.)

Thursday, Feb. 4 - at Portland (7:30 p.m.)

*All Times Pacific

2008-09 TRAIL BLAZERS vs. SPURS

Player	G	S Min.	FG	FGA	Pct.	3FG	3At	Pct.	FT	FTA	Pct.	Off	Def	RB	Ast.	PF	St	TO	BI	Pts.	Avg.	
Roy	4	4	140	35	72	486	3	12	.250	19	21	.905	3	11	14	18	5	5	8	1	92	23.0
Aldridge	4	4	156	34	58	.586	1	2	.500	13	17	.765	7	18	25	10	5	6	4	2	82	20.5
Frye	3	0	59	17	30	.567	1	3	.333	2	2	1.000	3	11	14	0	7	1	3	0	37	12.3
Outlaw	4	1	115	14	34	.412	2	4	.500	11	12	.917	0	17	17	2	8	5	1	5	41	10.3
Blake	4	4	122	12	34	.353	6	12	.500	2	2	1.000	4	6	10	16	3	1	5	0	32	8.0
Oden	1	0	22	4	5	.800	0	0	---	0	1	.000	2	6	8	0	5	0	0	2	8	8.0
Fernandez	4	0	110	8	31	.258	7	23	.304	3	5	.600	5	10	15	5	2	5	2	0	26	6.5
Batum	4	3	77	9	23	.391	3	9	.333	3	3	1.000	4	4	8	2	7	5	4	2	24	6.0
Rodriguez	4	0	49	6	13	.462	1	4	.250	6	6	1.000	3	5	8	14	9	2	4	0	19	4.8
Przybilla	4	4	100	6	12	.500	0	0	---	5	10	.500	15	29	44	2	12	2	5	2	17	4.3
Bayless	1	0	7	0	2	.000	0	0	---	3	4	.750	0	0	0	1	1	0	0	0	3	3.0
Randolph	1	0	3	0	1	.000	0	0	---	0	0	---	2	0	2	0	0	0	0	0	0	0.0
Portland	4	4	960	145	315	.460	24	69	.348	67	83	.807	48	117	165	70	64	32	39	14	381	95.3

2008-09 SPURS vs. TRAIL BLAZERS

Player	G	S Min.	FG	FGA	Pct.	3FG	3At	Pct.	FT	FTA	Pct.	Off	Def	RB	Ast.	PF	St	TO	BI	Pts.	Avg.	
Parker	4	4	134	42	77	.545	1	2	.500	10	11	.909	2	13	15	31	4	0	11	0	95	23.8
Duncan	3	3	91	20	42	.476	0	0	---	5	8	.625	6	13	19	5	7	6	6	1	45	15.0
Mason	4	3	122	18	40	.450	9	18	.500	6	6	1.000	0	10	10	11	11	2	3	0	51	12.8
Finley	4	4	118	16	32	.500	5	12	.417	3	3	1.000	1	9	10	5	1	1	3	0	40	10.0
Gooden	1	0	20	3	8	.375	0	0	---	3	4	.750	1	0	1	0	3	0	1	0	9	9.0
Bonner	4	4	87	14	21	.667	7	12	.583	0	0	---	2	16	18	1	13	2	2	0	35	8.8
Hill	3	0	45	6	14	.429	1	2	.500	3	5	.600	0	1	1	6	3	0	5	1	16	5.3
Farmer	1	0	13	1	3	.333	1	3	.333	2	2	1.000	0	0	0	0	0	0	0	0	5	5.0
Udoka	4	0	74	7	18	.389	4	10	.400	2	4	.500	0	10	10	6	9	0	1	2	20	5.0
Thomas	4	1	85	8	14	.571	0	0	---	2	2	1.000	6	16	22	2	13	0	4	1	18	4.5
Williams	1	0	3	2	2	1.000	0	0	---	0	0	---	0	0	0	0	0	0	0	0	4	4.0
Hairston	2	0	26	3	9	.333	0	0	---	0	0	---	2	3	5	3	2	3	4	0	6	3.0
Oberto	2	0	43	3	5	.600	0	0	---	0	0	---	2	8	10	4	5	0	2	0	6	3.0
Bowen	4	1	81	4	8	.500	3	6	.500	0	0	---	1	5	6	3	4	0	0	2	11	2.8
Mensah-Bonsu	2	0	8	2	4	.500	0	0	---	0	0	---	1	3	4	0	3	0	1	0	4	2.0
Vaughn	2	0	11	0	0	---	0	0	---	0	0	---	1	1	2	0	0	0	1	0	0	0.0
San Antonio	4	4	960	149	297	.502	31	65	.477	36	45	.800	25	108	133	77	78	14	48	7	365	91.3



All-Time Trail Blazers vs. Spurs

1976-77 (2-2)

11/13 SA 101-113 L 0-1
 1/9 P 150-113 W 1-1
 1/23 SA 118-123 L 1-2
 1/27 P 112-105 W 2-2

1977-78 (2-2)

10/22 P 130-115 W 3-2
 1/22 SA 95-106 L 3-3
 2/21 SA 118-114* W 4-3
 3/17 P 99-118 L 4-4

1978-79 (2-1)

1/20 SA 118-113 W 5-4
 2/9 P 125-106 W 6-4
 2/16 SA 120-121* L 6-5

1979-80 (1-1)

11/4 P 127-124* W 7-5
 11/30 SA 100-107 L 7-6

1980-81 (2-3)

10/28 SA 112-120 L 7-7
 12/7 P 116-115 W 8-7
 1/9 SA 86-102 L 8-8
 1/25 P 118-100 W 9-9
 2/6 SA 96-122 L 9-8

1981-82 (3-2)

11/15 P 105-110 L 9-10
 12/4 SA 111-127 L 9-11
 1/5 P 115-110 W 10-11
 3/12 SA 112-108 W 11-11
 4/1 P 109-105 W 12-11

1982-83 (2-3)

10/30 SA 107-112 L 12-12
 11/4 P 107-108* L 12-13
 1/23 SA 108-107 W 13-13
 2/23 SA 114-124 L 13-14
 3/22 P 119-102 W 14-14

1983-84 (4-1)

11/1 SA 126-124 W 15-14
 12/6 P 130-118 W 16-14
 1/10 P 133-120 W 17-14
 1/15 SA 111-126 L 17-15
 3/1 P 121-98 W 18-15

1984-85 (3-2)

12/6 P 113-96 W 19-15
 12/27 SA 120-141 L 19-16
 1/11 SA 123-103 W 20-16
 2/1 P 93-104 L 20-17
 2/24 SA 137-121 W 21-17

1985-86 (1-4)

12/1 P 106-117 L 21-18
 12/17 SA 118-126 L 21-19
 12/30 P 125-110 W 22-19
 1/19 P 105-116 L 22-20
 4/13 SA 118-123 L 22-21

1986-87 (4-1)

11/21 P 127-114 W 23-21
 12/9 SA 120-104 W 24-21
 3/29 SA 135-113 W 25-21
 4/15 SA 112-123 L 25-22
 4/19 P 144-134 W 26-22

1987-88 (5-0)

12/20 P 148-126 W 27-22
 1/16 SA 121-120 W 28-22
 2/21 P 117-112 W 29-22
 3/29 SA 136-113 W 30-22
 4/3 P 110-107 W 31-22

1988-89 (4-0)

12/11 P 128-123* W 32-22
 1/14 SA 103-99 W 33-22
 2/4 P 137-100 W 34-22
 3/7 SA 116-103 W 35-22

1989-90 (3-1)

11/8 SA 108-104 W 36-22
 1/26 P 109-103 W 37-22
 3/2 SA 106-107 L 37-23
 4/8 P 112-105 W 38-23

1990-91 (2-2)

11/25 P 117-103 W 39-23
 2/24 P 88-95 L 39-24
 2/26 SA 101-102 L 39-25
 4/10 SA 105-100 W 40-25

1991-92 (2-2)

11/6 SA 93-119 L 40-26
 11/24 P 116-111 W 41-26
 2/24 SA 88-95 L 41-27
 4/12 P 123-97 W 42-27

1992-93 (2-2)

11/24 P 95-91 W 43-27
 1/9 SA 93-109 L 43-28
 3/13 SA 99-108 L 43-29
 4/18 P 105-101 W 44-29

1993-94 (1-3)

12/15 SA 91-111 L 44-30
 12/26 P 104-96 W 45-30
 3/16 SA 102-110 L 45-31
 3/27 P 95-107 L 45-32

1994-95 (1-3)

11/23 SA 105-110 L 45-33
 12/2 P 91-95 L 45-34
 2/1 P 107-111 L 45-35
 4/11 SA 91-71 W 46-35

1995-96 (1-3)

12/19 SA 103-111 L 46-36
 1/26 SA 83-87 L 46-37
 2/20 P 105-118 L 46-38
 4/15 P 121-97 W 47-38

1996-97 (4-0)

11/10 P 94-81 W 48-38
 11/27 SA 120-109 W 49-38
 12/29 P 110-86 W 50-38
 4/10 SA 98-81 W 51-38

1997-98 (2-2)

12/28 P 82-79 W 52-38
 1/2 SA 69-85 L 52-39
 3/8 P 78-82 L 52-40
 4/6 SA 79-75 W 53-40

1998-99 (1-3)

3/19 P 90-85 W 54-40
 4/16 SA 80-81 L 54-41
 5/1 SA 90-98* L 54-42
 5/4 P 80-87 L 54-43

1999-2000 (3-1)

1/19 SA 105-95 W 55-43
 1/29 P 81-67 W 56-43
 3/28 P 85-89 L 56-44
 4/13 SA 93-77 W 57-44

2000-01 (1-3)

2/27 SA 95-87 W 58-44
 3/8 P 79-93 L 58-45
 3/19 SA 85-98 L 58-46
 4/17 P 93-99 L 58-47

2001-02 (1-3)

11/3 P 90-106 L 58-48
 12/19 SA 79-97 L 58-49
 3/27 P 98-93 W 59-49
 4/8 SA 87-99 L 59-50

2002-03 (2-2)

1/9 SA 95-76 W 60-50
 1/19 P 90-87 W 61-50
 2/11 P 111-116* L 61-51
 4/9 SA 79-84 L 61-52

2003-04 (0-4)

12/10 SA 77-102 L 61-53
 12/20 P 91-101 L 61-54
 4/9 SA 74-84 L 61-55
 4/12 P 66-78 L 61-56

2004-05 (1-2)

12/30 P 80-114 L 61-57
 1/24 P 107-99 W 62-57
 4/12 SA 89-95 L 62-58

2005-06 (0-4)

1/4 SA 75-106 L 62-59
 2/1 P 82-86 L 62-60
 3/4 SA 81-101 L 62-61
 3/24 P 79-98 L 62-62

2006-07 (0-4)

11/20 P 98-107 L 62-63
 1/9 SA 84-98 L 62-64
 3/6 P 94-99 L 62-65
 4/9 SA 96-112 L 62-66

2007-08 (0-3)

10/30 SA 97-106 L 62-67
 12/2 SA 79-100 L 62-68
 4/6 P 65-72 L 62-69

2008-09 (3-1)

10/31 P 100-99 W 63-69
 2/25 SA 84-99 L 63-70
 3/1 P 102-84 W 64-70
 4/8 SA 95-83 W 65-70

* Overtime periods

Series History & Highlights

All-time series record: Spurs lead, 70-65

In Portland: Trail Blazers lead, 41-26

In San Antonio: Spurs lead, 44-24

Longest Win Streaks: Trail Blazers (12), Spurs (12)

Biggest Trail Blazers Win: 37 points (twice), 150-113, 1/9/77, and 137-100, 2/4/89

Biggest Spurs Win: 34 points, 114-80, 12/30/04

Most Points, Trail Blazers: 150-113, 1/9/77

Fewest Points, Trail Blazers: 65-72, 4/6/08

Most Points, Spurs: 141-120, 12/27/84

Fewest Points, Spurs: 67-81, 1/29/00

Overtime Games: (7) Spurs 4, Trail Blazers 3

Individual Bests, Trail Blazers:

Points: 48---Clyde Drexler, 11/24/91

Rebounds: 19---Bill Walton, 11/13/76

Assists: 16---Terry Porter (twice), 12/20/87 and 11/25/90

Individual Bests, Spurs:

Points: 47---George Gervin, 1/5/82

Rebounds: 23---Tim Duncan, 3/19/01

Assists: 17---Wes Mathews, 4/13/86

TORONTO RAPTORS



50 Bay St., Suite 500
 Toronto, Ontario M5J 2L2
 (416) 815-5600
 Air Canada Centre (19,800)



Jay Triano
 Head Coach
 2nd year

All-time vs. Portland: 0-2 (.000)

Director, Media Relations Jim LaBumbard
Radio Paul Jones, Eric Smith
T.V. Matt Devlin, Leo Rautins, Jack Armstrong

Assistant Coaches Alex English, Eric Hughes,
 Marc Iavaroni, Micah Nori, Alvin Williams
Head Athletic Trainer Scott McCullough

2008-09 RESULTS

Portland won, 2-0

12/7 at TOR - Portland 98, Toronto 97
 12/27 at POR - Portland 102, Toronto 89

2009-10 MATCHUPS

Wednesday, Feb. 24 - at Toronto (4 p.m.)
Sunday, March 14 - at Portland (6 p.m.)
 *All Times Pacific

2008-09 TRAIL BLAZERS vs. RAPTORS

Player	G	S	Min.	FG	FGA	Pct.	3FG	3At	Pct.	FT	FTA	Pct.	Off	Def	RB	Ast.	PF	St	TO	Bl	Pts.	Avg.
Roy	2	2	80	20	35	.571	2	7	.286	5	5	1.000	0	6	6	16	2	0	4	1	47	23.5
Aldridge	2	2	76	16	31	.516	1	2	.500	8	10	.800	7	10	17	2	8	2	3	2	41	20.5
Oden	2	2	56	8	17	.471	0	0	---	10	12	.833	12	8	20	0	7	0	3	3	26	13.0
Blake	2	2	67	9	21	.429	6	12	.500	0	1	.000	2	9	11	11	3	3	3	0	24	12.0
Outlaw	2	0	48	8	20	.400	4	10	.400	0	2	.000	1	5	6	2	3	1	1	1	20	10.0
Fernandez	2	0	45	6	13	.462	4	9	.444	3	3	1.000	4	6	10	1	0	0	2	1	19	9.5
Rodriguez	2	0	29	3	9	.333	1	2	.500	2	2	1.000	0	0	0	5	1	4	3	0	9	4.5
Frye	1	0	6	2	4	.500	0	1	.000	0	0	---	0	0	0	0	0	0	0	0	4	4.0
Przybilla	2	0	37	3	6	.500	0	0	---	1	1	1.000	3	10	13	0	6	0	1	0	7	3.5
Batum	2	2	31	1	4	.250	1	3	.333	0	0	---	1	4	5	2	0	1	2	0	3	1.5
Webster	1	0	5	0	1	.000	0	1	.000	0	0	---	0	0	0	0	0	0	0	0	0	0.0
Portland	2	-	480	76	161	.472	19	47	.404	29	36	.806	30	58	88	39	30	11	22	8	200	100.0

2008-09 RAPTORS vs. TRAIL BLAZERS

Player	G	S	Min.	FG	FGA	Pct.	3FG	3At	Pct.	FT	FTA	Pct.	Off	Def	RB	Ast.	PF	St	TO	Bl	Pts.	Avg.
Bosh	2	2	71	16	33	.485	1	2	.500	15	15	1.000	3	11	14	0	3	1	1	1	48	24.0
O'Neal	2	2	74	18	35	.514	0	0	---	5	5	1.000	2	10	12	5	8	1	3	9	41	20.5
Calderon	2	2	77	11	18	.611	4	8	.500	0	0	---	0	5	5	21	1	3	6	0	26	13.0
Bargnani	2	1	49	6	18	.333	3	6	.500	3	3	1.000	0	6	6	2	7	0	3	1	18	9.0
Parker	2	1	57	5	13	.385	4	7	.571	0	0	---	0	6	6	8	2	4	1	0	14	7.0
Moon	2	1	42	6	11	.545	0	3	.000	0	0	---	8	4	12	1	2	1	2	0	12	6.0
Graham	2	0	34	4	5	.800	0	0	---	2	2	1.000	0	4	4	1	4	0	0	0	10	5.0
Kapono	2	1	56	4	15	.267	2	6	.333	0	0	---	3	3	6	3	4	1	2	0	10	5.0
Solomon	2	0	19	3	7	.429	1	4	.250	0	0	---	0	2	2	3	2	1	3	0	7	3.5
Humphries	1	0	1	0	0	---	0	0	---	0	0	---	0	0	0	0	0	0	0	0	0	0.0
Voskuhl	1	0	0	0	0	---	0	0	---	0	0	---	0	0	0	0	1	0	0	0	0	0.0
Toronto	2	-	480	73	155	.471	15	36	.417	25	25	1.000	16	51	67	44	34	12	21	11	186	93.0



All-Time Trail Blazers vs. Raptors

1995-96 (2-0)

12/7 P 96-88 W 1-0
2/5 T 90-87 W 2-0

1996-97 (0-2)

1/17 P 92-94 L 2-1
1/28 T 84-120 L 2-2

1997-98 (2-0)

11/24 T 91-90 W 3-2
2/1 P 97-90 W 4-2

1998-99 (0-0)

Did not play each other

1999-2000 (1-1)

1/4 T 114-90 W 5-2
3/6 P 90-109 L 5-3

2000-01 (2-0)

11/16 T 86-80 W 6-3
12/6 P 95-88 W 7-3

2001-02 (1-1)

1/2 P 84-95 L 7-4
3/1 T 91-81 W 8-4

2002-03 (2-0)

12/8 T 104-91 W 9-4
3/12 P 125-103 W 10-4

2003-04 (1-1)

11/11 P 82-80 W 11-4
1/11 T 72-83 L 11-5

2004-05 (1-1)

11/7 T 97-101 L 11-6
11/13 P 105-102 W 12-6

2005-06 (1-1)

1/18 P 96-94 W 13-6
2/12 T 81-114 L 13-7

2006-07 (1-1)

12/10 T 93-83 W 14-7
12/22 P 100-101* L 14-8

2007-08 (1-1)

12-19 P 101-96 W 15-8
1/13 T 109-116** L 15-9

2008-09 (2-0)

12/7 T 98-97 W 16-9
12/27 P 102-89 W 17-9

* Overtime periods

Series History & Highlights

All-time series record: Trail Blazers lead, 17-9

In Portland: Trail Blazers lead, 9-4

In Toronto: Trail Blazers lead, 8-5

Longest Win Streaks: Trail Blazers (3-twice), Raptors (2)

Biggest Trail Blazers Win: 24 points, 114-90, 1/4/00

Biggest Raptors Win: 36 points, 120-84, 1/28/97

Most Points, Trail Blazers: 125-103, 3/12/03

Fewest Points, Trail Blazers: 72-83, 1/11/04

Most Points, Raptors: 120-84, 1/28/97

Fewest Points, Raptors: 80-86, 11/16/00; 80-82, 11/11/03

Overtime Games: (2) Raptors 2, Trail Blazers 0

Individual Bests, Trail Blazers:

Points: 38---Isaiah Rider, 2/1/98

Rebounds: 16---Arvydas Sabonis, 11/24/97; 16---Dale Davis, 3/1/02;

16---Zach Randolph 11/13/04

Assists: 10---Brandon Roy, 1/13/08 (2OT); 9---Rod Strickland, 12/7/95;

9---Kenny Anderson, 1/17/97; 9---Damon Stoudamire, 11/13/05; **9---Brandon Roy, 12/27/08**

Individual Bests, Raptors:

Points: 38---Chris Bosh, 1/13/08 (2OT); 35---Vince Carter, 3/6/00

Rebounds: 15---Ed Pinckney, 12/7/95

Assists: 13---Damon Stoudamire, 1/28/97; **13---Jose Calderon, 12/7/08**

UTAH JAZZ



301 W. South Temple
Salt Lake City, UT 84101
(801) 325-2500
EnergySolutions Arena (19,911)



Jerry Sloan
Head Coach
22nd year
All-time vs. Portland: 49-43 (.533)

V.P. Communications..... Linda Luchetti
Radio David Locke
Television Craig Bolerjack, Ron Boone

Assistant Coaches Tyrone Corbin, Phil Johnson,
Scott Layden
Head Athletic Trainer Gary Briggs

2008-09 RESULTS

Series tied, 2-2

11/5 at UTA - Utah 103, Portland 96
12/11 at UTA - Utah 97, Portland 88
1/31 at POR - Portland 122, Utah 108
3/31 at POR - Portland 125, Utah 104

2009-10 MATCHUPS

Saturday, Nov. 28 - at Utah (6 p.m.)
Wednesday, Jan. 27 - at Portland (7 p.m.)
Wednesday, Feb. 3 - at Utah (7:30 p.m.)
Sunday, Feb. 21 - at Portland (7:30 p.m.)
*All Times Pacific

2008-09 TRAIL BLAZERS vs. JAZZ

Player	G	S	Min.	FG	FGA	Pct.	3FG	3At	Pct.	FT	FTA	Pct.	Off	Def	RB	Ast.	PF	St	TO	Bl	Pts.	Avg.
Roy	4	4	153	39	71	.549	6	15	.400	22	27	.815	7	13	20	22	10	3	8	2	106	26.5
Aldridge	4	4	146	32	64	.500	1	1	1.000	15	17	.882	7	12	19	12	12	4	7	2	80	20.0
Fernandez	3	0	82	10	22	.455	6	15	.400	11	12	.917	3	5	8	8	4	2	5	0	37	12.3
Blake	3	3	95	10	22	.455	7	14	.500	5	5	1.000	0	2	2	17	6	3	6	0	32	10.7
Batum	4	4	89	14	24	.583	8	12	.667	2	4	.500	7	7	14	5	7	4	3	0	38	9.5
Outlaw	4	0	87	13	32	.406	4	11	.364	8	10	.800	2	9	11	6	10	1	4	1	38	9.5
Oden	3	2	54	10	14	.714	0	0	---	5	10	.500	9	9	18	0	12	2	5	4	25	8.3
Rodriguez	4	1	63	10	23	.435	4	11	.364	0	0	---	1	4	5	14	11	4	7	0	24	6.0
Przybylla	4	2	112	7	9	.778	0	0	---	8	15	.533	15	33	48	2	12	2	5	4	22	5.5
Bayless	2	0	28	3	6	.500	0	3	.000	3	3	1.000	0	1	1	4	3	1	1	0	9	4.5
Frye	4	0	41	7	15	.467	0	2	.000	2	2	1.000	0	1	1	2	9	2	1	2	16	4.0
Diogu	1	0	3	0	0	---	0	0	---	2	2	1.000	0	0	0	0	0	0	1	0	2	2.0
Randolph	2	0	6	1	1	1.000	0	0	---	0	0	---	0	0	0	0	2	0	1	0	2	1.0
Ruffin	1	0	3	0	0	---	0	0	---	0	0	---	0	1	1	0	1	0	1	0	0	0.0
Portland	4	4	960	156	303	.515	36	84	.429	83	107	.776	51	97	148	92	99	28	56	15	431	107.8

2008-09 JAZZ vs. TRAIL BLAZERS

Player	G	S	Min.	FG	FGA	Pct.	3FG	3At	Pct.	FT	FTA	Pct.	Off	Def	RB	Ast.	PF	St	TO	Bl	Pts.	Avg.
Williams	3	3	113	21	47	.447	3	10	.300	20	21	.952	1	8	9	24	3	2	6	0	65	21.7
Boozer	2	2	57	18	25	.720	0	0	---	4	4	1.000	4	7	11	4	5	1	8	0	40	20.0
Okur	4	4	143	23	42	.548	4	12	.333	23	26	.885	3	26	29	5	16	1	6	0	73	18.3
Brewer	4	4	122	21	40	.525	2	6	.333	13	19	.684	7	12	19	12	5	2	5	1	57	14.3
Kirilenko	3	0	86	12	24	.500	0	2	.000	13	14	.929	7	6	13	10	7	7	9	2	37	12.3
Millsap	4	2	122	16	32	.500	0	0	---	11	20	.550	12	12	24	5	16	3	7	0	43	10.8
Koufos	1	0	10	4	4	1.000	0	0	---	0	0	---	1	1	2	0	0	0	0	0	8	8.0
Miles	4	4	93	12	27	.444	3	9	.333	4	4	1.000	1	6	7	1	11	2	3	0	31	7.8
Korver	4	0	92	8	22	.364	5	14	.357	4	4	1.000	0	7	7	6	8	0	2	0	25	6.3
Harpring	3	0	19	4	7	.571	0	0	---	3	4	.750	0	1	1	0	5	1	3	0	11	3.7
Knight	4	0	54	6	8	.750	0	0	---	2	2	1.000	0	5	5	9	2	7	6	0	14	3.5
Fesenko	1	0	7	1	3	.333	0	0	---	0	0	---	1	0	1	1	4	1	1	0	2	2.0
Price	3	1	28	2	8	.250	0	1	.000	0	0	---	0	2	2	6	1	1	2	0	4	1.3
Collins	2	0	12	0	0	---	0	0	---	2	2	1.000	1	0	1	1	2	1	0	0	2	1.0
Utah	4	4	960	148	289	.512	17	54	.315	99	120	.825	38	93	131	84	85	29	59	3	412	103.0



All-Time Trail Blazers vs. Jazz

1974-75 (2-2)		L 0-1		1983-84 (1-4)		L 21-21		1992-93 (2-2)		L 38-45		2002-03 (1-3)		W 57-65		
11/10	N	101-102	W	1-1	11/12	U	122-136	W	1/2	P	102-110	12/27	P	103-98	W	57-66
11/30	P	117-89	W	1-1	11/15	P	114-112	W	1/24	U	124-113	1/29	P	71-85	L	57-66
1/5	P	111-102	W	2-1	12/7	U	112-116	L	4/6	P	110-95	3/26	U	85-94	L	57-67
2/20	N	102-114	L	2-2	2/12	P	112-114	L	4/15	U	117-122*	4/3	P	88-93	L	57-68
					3/13	U	119-124	L								
1975-76 (1-3)		L 2-3		1984-85 (3-2)		W 23-24		1993-94 (1-3)		L 40-47		2003-04 (2-2)		L 57-69		
10/28	N	90-99	W	3-3	11/15	P	129-120	W	1/2	P	90-92	10/29	U	92-99	W	58-69
11/11	P	106-104	W	3-4	1/18	U	122-127	L	2/5	U	114-128	2/10	U	87-73	W	58-69
12/20	P	97-105	L	3-4	2/5	P	126-106	W	3/9	P	122-99	2/16	P	81-86	L	58-70
3/12	N	101-110	L	3-5	3/3	P	121-93	W	4/21	U	111-122	3/6	P	91-70	W	59-70
					4/11	U	107-145	L								
1976-77 (2-2)		L 3-6		1985-86 (2-3)		W 26-26		1994-95 (1-4)		L 41-50		2004-05 (2-2)		L 59-71		
11/16	N	98-100	W	4-6	11/2	P	128-108	W	11/29	P	94-105	12/10	U	87-92	L	59-71
1/7	P	130-118	W	5-7	11/15	U	118-133	L	12/12	U	89-101	12/12	P	98-88	W	60-71
3/15	P	131-104	W	5-6	12/11	U	111-119	L	2/24	P	114-101	4/5	U	86-90	L	60-72
3/22	N	95-106	L	5-7	3/8	P	104-90	W	3/4	U	81-98	4/7	P	100-82	W	61-72
					4/5	U	103-114	L								
1977-78 (1-3)		W 6-7		1986-87 (3-2)		L 27-30		1995-96 (1-3)		W 43-52		2005-06 (0-4)		L 61-73		
1/8	P	128-100	W	6-8	11/1	U	110-119	L	11/5	P	109-105	12/4	P	93-98	L	61-73
1/20	N	100-101	L	6-8	11/16	U	124-103	W	12/26	U	104-114	12/14	U	77-82	L	61-74
3/7	N	82-84	L	6-9	1/13	P	121-113	W	1/23	U	72-96	4/1	P	89-102	L	61-75
3/14	P	103-109	L	6-10	4/5	U	103-114	L	1/31	P	94-98	4/8	U	93-110	L	61-76
1978-79 (3-1)		W 7-10		1987-88 (1-4)		L 30-32		1996-97 (2-2)		L 43-56		2006-07 (2-2)		L 61-77		
11/14	P	123-103	W	7-11	1/13	U	104-116	L	12/26	U	94-99	12/30	U	86-96	W	62-77
11/19	N	101-107	W	7-11	2/4	P	123-126	L	1/19	P	102-96	2/20	P	103-100	W	63-77
2/13	P	120-101	W	8-11	2/15	U	94-112	L	2/13	U	86-110	4/4	P	94-89	W	63-77
3/7	N	103-102	W	9-11	4/14	U	128-123	W	2/28	P	115-105	4/16	U	93-130	L	63-78
					4/17	P	111-101	W								
1979-80 (3-3)		W 10-11		1988-89 (0-4)		L 31-36		1997-98 (3-1)		W 46-57		2007-08 (3-1)		W 64-78		
10/12	P	101-85	W	10-11	11/17	U	99-123	L	12/5	P	94-77	12/11	U	97-89	W	64-78
10/18	U	107-92	W	11-11	1/7	P	110-111	L	12/27	U	102-91	12/14	P	99-91	W	65-78
12/6	U	82-87*	L	11-12	3/15	U	95-102	L	1/16	P	96-86	12/31	U	101-111	L	65-79
1/4	P	115-97	W	12-12	4/19	P	122-129	L	1/16	P	98-88	1/5	P	103-89	W	66-79
2/29	P	87-91	L	12-13					4/1	U	89-98					
3/6	U	110-117	L	12-14												
1980-81 (2-3)		L 12-15		1989-90 (2-2)		L 31-37		1998-99 (1-2)		W 49-58		2008-09 (2-2)		L 66-80		
10/10	U	86-96	L	12-15	11/17	U	99-123	L	3/2	P	102-100**	11/5	U	96-103	L	66-80
11/1	P	87-95	L	12-16	1/7	P	110-111	L	3/12	P	77-91	12/11	U	88-97	L	66-81
1/3	U	103-109	L	12-17	3/15	U	95-102	L	4/23	U	85-96	1/31	P	122-108	W	67-81
2/15	P	118-84	W	13-17	4/15	P	95-99	L				3/31	P	125-104	W	68-81
3/19	P	108-97	W	14-17												
1981-82 (4-1)		W 15-17		1990-91 (3-1)		L 34-41		1999-2000 (3-1)		L 49-61		* Overtime periods				
11/6	P	119-109	W	15-17	12/28	U	109-113	L	1/19	U	87-92					
11/27	U	103-93	W	16-17	1/5	P	118-89	W	1/27	P	95-75					
2/3	U	118-122	L	16-18	1/5	P	118-89	W	2/27	P	101-92					
2/5	P	121-100	W	17-18	1/30	P	122-98	W	4/10	U	90-86					
3/19	U	131-129*	W	18-18	3/1	U	102-119	L								
1982-83 (3-2)		L 18-19		1991-92 (2-2)		L 36-43		2000-01 (3-1)		L 53-61		N - New Orleans; U - Salt Lake City				
12/2	U	112-119	L	18-19	12/2	P	101-97	W	12/28	U	103-102*					
12/7	P	137-121	W	19-19	1/31	U	91-105	L	2/22	P	84-90					
1/27	P	130-106	W	20-19	2/15	P	117-105	W	3/16	P	90-87					
2/18	U	101-97	W	21-19	3/15	U	106-96	W	3/22	U	101-99					
3/6	P	105-110	L	21-20												

Series History & Highlights

All-time series record: Jazz lead, 81-68

In Portland: Trail Blazers lead, 53-22

At the Jazz: Jazz lead, 59-15 *(Includes games played in New Orleans)*

In Salt Lake City only: Jazz lead, 50-14

Longest Win Streaks: Trail Blazers (4-three times), Jazz (8)

Biggest Trail Blazers Win: 34 points, 118-84, 2/14/81

Biggest Jazz Win: 38 points, 145-107, 4/11/85

Most Points, Trail Blazers: 137-121, 12/7/82

Fewest Points, Trail Blazers: 71-95, 1/29/03

Most Points, Jazz: 145-107, 4/11/85

Fewest Points, Jazz: 70-91, 3/6/04

Overtime Games: (5) Trail Blazers 3, Jazz 2

Individual Bests, Trail Blazers:

Points: 42---Clyde Drexler, 4/21/89

Rebounds: 19---Sidney Wicks, 1/5/75; 19---Mychal Thompson, 2/5/82;

19---Kenny Carr, 1/13/87

Assists: 19---Terry Porter, 4/14/88

Individual Bests, Jazz:

Points: 47---Karl Malone, 12/26/95

Rebounds: 25---Mark Eaton, 3/15/89

Assists: 26---John Stockton, 4/14/88 *(All-time Trail Blazers opponent high)*

WASHINGTON WIZARDS



601 F St. NW
Washington, D.C. 20004
(202) 661-5000
Verizon Center (20,173)



Flip Saunders
Head Coach
1st year

All-time vs. Portland: 21-21 (.500)

Director, Public Relations Brian Sereno
Radio Dave Johnson, Glenn Consor
Television Steve Buckhantz, Phil Chenier

Assistant Coaches Sam Cassell, Wes Unseld, Jr.,
Randy Wittman, Don Zierden
Head Athletic Trainer Eric Waters

2008-09 RESULTS

Portland won, 2-0

12/3 at WAS - Portland 98, Washington 92
1/24 at POR - Portland 100, Washington 87

2009-10 MATCHUPS

Monday, Jan. 18 - at Washington (10 a.m.)

Friday, March 19 - at Portland (7 p.m.)

*All Times Pacific

2008-09 TRAIL BLAZERS vs. WIZARDS

Player	G	S	Min.	FG	FGA	Pct.	3FG	3At	Pct.	FT	FTA	Pct.	Off	Def	RB	Ast.	PF	St	TO	Bl	Pts.	Avg.
Roy	2	2	73	16	37	.432	2	4	.500	10	14	.714	6	7	13	11	8	10	5	2	44	22.0
Aldridge	2	2	75	13	28	.464	0	2	.000	8	9	.889	2	10	12	3	5	1	0	0	34	17.0
Oden	2	2	70	10	16	.625	0	0	---	11	14	.786	12	12	24	1	6	2	5	1	31	15.5
Blake	1	1	34	4	12	.333	2	7	.286	5	6	.833	0	5	5	5	1	2	1	0	15	15.0
Outlaw	2	0	49	8	17	.471	3	4	.750	1	2	.500	2	5	7	1	4	3	2	2	20	10.0
Fernandez	2	0	48	7	17	.412	3	9	.333	1	1	1.000	2	3	5	3	3	6	0	1	18	9.0
Rodriguez	2	1	46	6	13	.462	2	4	.500	0	2	.000	0	2	2	15	3	1	5	0	14	7.0
Batum	2	2	35	4	8	.500	1	1	1.000	0	0	---	1	3	4	0	5	0	0	2	9	4.5
Frye	1	0	11	2	4	.500	0	0	---	0	0	---	0	0	0	2	1	0	0	0	4	4.0
Bayless	1	0	15	0	3	.000	0	0	---	3	4	.750	0	1	1	1	0	1	2	0	3	3.0
Przybylla	2	0	23	2	2	1.000	0	0	---	2	2	1.000	2	3	5	0	4	0	2	0	6	3.0
Portland	2	-	480	72	157	.459	13	31	.419	41	54	.759	27	51	78	42	40	26	22	8	198	99.0

2008-09 WIZARDS vs. TRAIL BLAZERS

Player	G	S	Min.	FG	FGA	Pct.	3FG	3At	Pct.	FT	FTA	Pct.	Off	Def	RB	Ast.	PF	St	TO	Bl	Pts.	Avg.
Butler	2	2	77	15	28	.536	3	6	.500	14	15	.933	4	11	15	8	6	1	12	1	47	23.5
Jamison	2	2	74	18	31	.581	5	10	.500	0	0	---	1	7	8	8	5	1	3	1	41	20.5
Dixon	1	0	24	5	10	.500	3	5	.600	0	0	---	1	4	5	2	4	1	2	0	13	13.0
Blatche	2	1	57	10	20	.500	0	0	---	2	4	.500	3	4	7	2	7	0	4	1	22	11.0
Songaila	2	0	46	8	12	.667	0	0	---	0	2	.000	2	1	3	3	7	1	2	0	16	8.0
Stevenson	1	1	31	2	5	.400	0	2	.000	4	7	.571	0	5	5	3	1	0	0	0	8	8.0
Young	2	0	28	5	12	.417	4	6	.667	0	0	---	2	5	7	1	2	0	3	0	14	7.0
Brown	1	1	16	2	3	.667	0	0	---	0	0	---	0	2	2	3	1	1	2	0	4	4.0
Daniels	1	0	20	0	2	.000	0	1	.000	4	4	1.000	0	0	0	3	0	0	1	0	4	4.0
McGee	2	1	24	3	8	.375	0	0	---	0	0	---	2	5	7	0	5	2	0	4	6	3.0
James	1	1	28	0	3	.000	0	1	.000	2	2	1.000	0	1	1	7	1	0	0	3	2	2.0
Thomas	1	0	4	1	2	.500	0	0	---	0	0	---	1	0	1	0	0	0	0	0	2	2.0
Crittenton	1	0	6	0	0	---	0	0	---	0	0	---	0	1	1	1	1	0	0	0	0	0.0
McGuire	2	1	47	0	4	.000	0	0	---	0	0	---	1	9	10	2	3	2	5	2	0	0.0
Washington	2	-	480	69	140	.493	15	31	.484	26	34	.765	17	55	72	43	43	9	39	9	179	89.5



All-Time Trail Blazers vs. Wizards

1970-71 (2-2)	11/5 P 135-131 W 1-0	1978-79 (3-1)	10/24 P 104-102 W 11-20	1989-90 (1-1)	11/12 P 95-104 L 23-32	2001-02 (2-0)	2/27 W 105-101 W 40-38
11/24 B 104-156 L 1-1	11/7 W 103-143 L 11-21	3/10 W 116-113 W 24-32	11/7 W 103-143 L 11-21	1990-91 (2-0)	12/10 W 98-79 W 42-38	3/18 P 95-80 W 41-38	
2/26 B 97-114 L 1-2	12/23 P 114-109 W 12-21	1991-92 (2-0)	3/30 W 132-104 W 13-21	1/18 P 123-99 W 25-32	2002-03 (1-1)		
3/11 P 136-118 W 2-2	3/30 W 132-104 W 13-21	4/4 W 105-96 W 26-32	1979-80 (1-1)	2/28 W 117-96 W 28-32	12/10 W 98-79 W 42-38		
1971-72 (1-3)	12/8 B 97-115 L 2-3	1/1 P 109-99 W 14-21	1/1 P 109-99 W 14-21	1992-93 (1-1)	12/13 P 117-98 W 29-32	2003-04 (1-1)	11/25 P 80-81 L 42-40
1/11 P 114-106 W 3-3	1/13 W 95-127 L 14-22	2/3 P 111-104* W 15-22	1/13 W 95-127 L 14-22	4/2 W 102-114 L 29-33	12/18 P 97-92 W 44-43	1/26 W 94-83 W 43-40	
1/22 B 99-116 L 3-4	1980-81 (2-0)	2/17 W 124-104 W 16-22	1980-81 (2-0)	1993-94 (2-0)	12/4 W 118-105 W 30-33	2004-05 (0-2)	1/12 W 100-104 L 43-41
3/3 P 80-90 L 3-5	2/3 P 111-104* W 15-22	1981-82 (0-2)	2/17 W 124-104 W 16-22	3/18 P 122-104 W 31-33	11/30 W 89-96 L 43-43	3/28 P 106-114 L 43-42	
1972-73 (0-4)	1/22 W 97-110 L 16-23	2/16 P 97-100 L 16-24	1981-82 (0-2)	1994-95 (2-0)	1/7 W 114-105 W 32-33	2005-06 (1-1)	2/11 W 94-73 W 45-43
12/6 B 102-115 L 3-6	2/16 P 97-100 L 16-24	1982-83 (1-1)	1/22 W 97-110 L 16-23	3/21 P 111-106 W 33-33	3/20 P 100-98 W 46-43	2006-07 (2-0)	3/20 P 100-98 W 46-43
1/9 P 93-105 L 3-7	1982-83 (1-1)	11/27 W 90-107 L 16-25	2/20 P 104-95 W 17-25	1995-96 (0-2)	12/17 P 100-112 L 33-34	2007-08 (1-1)	11/17 W 90-109 L 46-44
2/11 P 97-102 L 3-8	11/27 W 90-107 L 16-25	2/20 P 104-95 W 17-25	1983-84 (1-1)	2/2 W 97-113 L 33-35	3/25 P 102-82 W 47-44	2008-09 (2-0)	12/3 W 98-92 W 48-44
2/24 B 101-128 L 3-9	2/17 P 87-96 L 17-26	1983-84 (1-1)	2/22 W 104-101 W 18-26	1996-97 (0-2)	12/23 P 84-106 L 33-36	1/24 P 100-87 W 49-44	
1973-74 (1-3)	2/22 W 104-101 W 18-26	11/27 P 99-117 L 4-13	1984-85 (1-1)	12/32 W 104-108 L 33-37	1997-98 (1-1)		
10/13 P 132-87 W 4-9	2/15 P 93-89 W 19-26	12/14 W 87-114 L 4-14	3/6 W 121-127** L 19-27	1998-99 (1-0)	2/27 W 82-81 W 35-38		
12/11 P 82-87 L 4-10	3/6 W 121-127** L 19-27	2/8 P 100-96 W 5-14	1985-86 (0-2)	1999-2000 (2-0)			
2/20 C 101-116 L 4-11	1985-86 (0-2)	2/23 W 98-113 L 5-15	12/3 W 115-118 L 19-28	2/18 P 93-85 W 36-38			
3/9 C 103-106 L 4-12	12/3 W 115-118 L 19-28	1974-75 (1-3)	2/11 P 116-124 L 19-29	3/12 W 102-86 W 37-38			
1974-75 (1-3)	2/11 P 116-124 L 19-29	11/22 P 99-117 L 4-13	1986-87 (1-1)	2000-01 (2-0)			
12/4 W 87-114 L 4-14	11/22 P 99-117 L 4-13	12/9 P 95-116 L 5-16	11/25 W 99-111 L 19-30	11/21 W 104-94 W 38-38			
2/8 P 100-96 W 5-14	12/9 P 95-116 L 5-16	1/27 P 118-105 W 6-16	12/21 P 128-101 W 20-30	12/23 P 87-70 W 39-38			
2/23 W 98-113 L 5-15	1/27 P 118-105 W 6-16	2/12 W 81-92 L 6-17	1987-88 (2-0)				
1975-76 (2-2)	2/12 W 81-92 L 6-17	3/25 W 108-105 W 7-17	11/20 P 120-101 W 21-30				
12/9 P 95-116 L 5-16	3/25 W 108-105 W 7-17	1976-77 (1-2)	12/30 W 117-112 W 22-30				
1/27 P 118-105 W 6-16	1976-77 (1-2)	11/27 P 103-95 W 8-17	1988-89 (1-1)				
2/12 W 81-92 L 6-17	11/27 P 103-95 W 8-17	1/15 W 107-113 L 8-18	12/9 P 93-90 W 23-30				
3/25 W 108-105 W 7-17	1/15 W 107-113 L 8-18	2/5 P 104-116 L 8-19	3/31 W 105-107 L 23-31				
1976-77 (1-2)	2/5 P 104-116 L 8-19	1977-78 (2-1)					
11/27 P 103-95 W 8-17	1977-78 (2-1)	12/17 P 117-104 W 9-19					
1/15 W 107-113 L 8-18	12/17 P 117-104 W 9-19	1/13 W 93-102 L 9-20					
2/5 P 104-116 L 8-19	1/13 W 93-102 L 9-20	2/22 W 105-97 W 10-20					

*Overtime periods

B--Baltimore Bullets; C--Capital Bullets. Name changed from Washington Bullets to Washington Wizards in 1997.

Series History & Highlights

All-time series record: Trail Blazers lead, 49-44

In Portland: Trail Blazers lead, 29-17

At the Wizards: Wizards lead, 27-20 (Includes games played in Baltimore)

In Washington only: Trail Blazers lead, 20-19

Longest Win Streaks: Trail Blazers (7), Wizards (6)

Biggest Trail Blazers Win: 45 points, 132-87, 10/13/73

Biggest Wizards Win: 52 points, 156-104, 11/24/70

Most Points, Trail Blazers: 136-118, 3/11/71

Fewest Points, Trail Blazers: 80-90, 3/3/72; 80-81, 11/25/03

Most Points, Wizards: 156-104, 11/24/70

Fewest Points, Wizards: 70-87, 12/23/00

Overtime Games: (2) Trail Blazers 1, Wizards 1

Individual Bests, Trail Blazers:

Points: 36---Geoff Petrie, 12/6/72

Rebounds: 21---Lloyd Neal, 1/9/73; 21---Bill Walton, 1/27/76

Assists: 15---Scottie Pippen, 3/16/02

Individual Bests, Wizards:

Points: 52---Phil Chenier, 12/6/72

Rebounds: 29---Wes Unseld, 1/11/72

Assists: 16---Kevin Porter, 2/3/81 (OT); 13---Archie Clark, 3/3/72;

13---Wes Unseld, 11/27/76; 13---Gus Williams, 3/6/85

All-Time Records vs. Opponents

WESTERN CONFERENCE

	Yrs.	Total Games			Home			Road		
		W	L	Pct.	W	L	Pct.	W	L	Pct.
Minnesota	20	55	24	.696	30	10	.750	25	14	.641
Denver	33	76	65	.539	53	18	.746	23	47	.329
Oklahoma City	39	97	99	.495	65	33	.663	32	66	.327
Utah	35	68	81	.456	53	22	.707	15	59	.203
Totals		296	269	.524	201	83	.708	95	186	.338
Pacific Division										
L.A. Clippers	39	129	59	.686	77	16	.828	52	43	.547
Sacramento	39	107	69	.608	72	16	.818	35	53	.398
Golden State	39	112	80	.583	74	21	.779	38	59	.392
Phoenix	39	84	107	.440	57	40	.588	27	67	.287
L.A. Lakers	39	84	108	.438	58	38	.604	26	70	.271
Totals		516	423	.550	338	131	.720	178	292	.380
Southwest Division										
Memphis	14	34	19	.642	18	8	.692	16	11	.593
New Orleans	21	31	20	.608	17	8	.680	14	12	.538
Dallas	29	67	54	.554	43	17	.717	24	37	.393
San Antonio	33	65	70	.481	41	26	.612	24	44	.353
Houston	39	72	89	.447	43	36	.544	29	53	.354
Totals		269	252	.516	162	95	.630	107	157	.405
Western Totals		1081	944	.534	701	309	.694	380	635	.374

EASTERN CONFERENCE

	Yrs.	Total Games			Home			Road		
		W	L	Pct.	W	L	Pct.	W	L	Pct.
New Jersey	32	50	19	.725	29	5	.853	21	14	.600
Toronto	13	17	9	.654	9	4	.692	8	5	.615
New York	39	52	42	.553	35	12	.745	17	30	.362
Philadelphia	39	43	51	.457	29	19	.604	14	32	.304
Boston	39	39	56	.411	23	25	.479	16	31	.340
Totals		201	177	.532	125	65	.658	76	112	.404
Central Division										
Indiana	33	42	29	.592	26	10	.722	16	19	.457
Cleveland	39	58	46	.558	36	16	.692	22	30	.423
Detroit	39	52	47	.525	32	17	.653	20	30	.400
Chicago	39	49	56	.467	30	23	.566	19	33	.365
Milwaukee	39	44	61	.419	29	23	.558	15	38	.283
Totals		245	239	.506	153	89	.632	92	150	.380
Southeast Division										
Miami	21	30	12	.714	14	7	.667	16	5	.762
Charlotte	5	6	4	.600	3	2	.600	3	2	.600
Orlando	20	22	18	.550	11	9	.550	11	9	.550
Washington	39	49	44	.527	29	17	.630	20	27	.426
Atlanta	39	49	45	.521	32	15	.681	17	30	.362
Totals		156	123	.559	89	50	.640	67	73	.479
Eastern Totals		602	539	.528	367	204	.643	235	335	.412
Trail Blazers Total		1,683	1,483	.532	1068	513	.676	615	970	.388

Teams listed in each division in order of Trail Blazers' win percentage



NBA Development League

**NBA Development League: 477 Madison Ave., 3rd Floor; New York, NY 10022
(212) 407-8700; D-League Communications: Joanna Shapiro**

ALBUQUERQUE THUNDERBIRDS

5604 Menaul Blvd. NE
Albuquerque, NM 87110
Tel: (505) 265-3865, Fax: (505) 268-2752
Media Relations: Tyler Ortiz
Arena: Tingley Coliseum
Affiliations: Dallas, New Orleans

AUSTIN TOROS

7800 Shoal Creek Blvd., Suite 115W
Austin, TX 78757
Tel: (512) 236-8333, Fax: (512) 236-8444
Media Relations: Perry Travillion
Arena: Austin Convention Center
Affiliation: San Antonio

BAKERSFIELD JAM

1400 Norris Road
Bakersfield, CA 93308
Tel: (661) 716-4526, Fax: (661) 322-7069
Media Relations: Christina Blanton
Arena: Rabobank Arena
Affiliations: Golden State, L.A. Clippers

DAKOTA WIZARDS

919 S. 7th St., Suite 501
Bismarck, ND 58504
Tel: (701) 258-2255, Fax: (701) 255-7967
Media Relations: Scott Schroeder
Arena: Bismarck Civic Center
Affiliations: Memphis, Washington

ERIE BAYHAWKS

110 E. 8th St.
Erie, PA 16501
Tel: (814) 790-5600, Fax: (814) 790-5608
Media Relations: Jeff Johns
Arena: Tullio Arena
Affiliations: Cleveland, Toronto

FORT WAYNE MAD ANTS

1910 St. Joe Center Rd., Suite 61
Fort Wayne, IN 46825
Tel: (260) 469-4667, Fax: (260) 469-4674
Media Relations: Heidi Busch
Arena: Allen County War Memorial Coliseum
Affiliations: Detroit, Indiana, Milwaukee

IDAHO STAMPEDE

233 S. Capitol Blvd., Suite 100
Boise, ID 83702
Tel: (208) 388-4667, Fax: (208) 388-3845
Media Relations: Jenny Giery
Arena: Qwest Arena
Affiliations: Portland, Denver

IOWA ENERGY

833 5th Ave.
Des Moines, Iowa 50309
Tel: (515) 462-2849, Fax: (515) 564-8551
Media Relations: Chris Makris
Arena: Wells Fargo Arena
Affiliations: Chicago, Phoenix

LOS ANGELES D-FENDERS

555 N. Nash St.
El Segundo, CA 90245
Tel: (310) 426-6031, Fax: (310) 426-6105
Media Relations: Michael Harris
Arena: STAPLES Center
Affiliation: L.A. Lakers

MAINE RED CLAWS

413 Congress St.
Portland, ME 04101
Tel: (207)-210-6655, Fax: (207) 210-6659
Media Relations: Jana Spaulding
Arena: Portland Exposition Building
Affiliations: Boston, Charlotte

RENO BIGHORNS

250 Evans Ave.
Reno, NV 89501
Tel: (775)-284-2622, Fax: (775) 284-8622
Media Relations: TJ Lasita
Arena: Reno Events Center
Affiliations: Orlando, Sacramento

RIO GRANDE VALLEY VIPERS

4500 N. 10th St., Suite 315
McAllen, TX 78504
Tel: (888) 748-6223, Fax: (956) 972-1150
Media Relations: Jonah Goldberg
Arena: Dodge Arena
Affiliations: Houston

SIoux FALLS SKYFORCE

2131 S. Minnesota Ave.
Sioux Falls, SD 57105
Tel: (605) 332-0605, Fax: (605) 332-2305
Media Relations: Brett Hansen
Arena: Sioux Falls Arena
Affiliations: Miami, Minnesota

SPRINGFIELD ARMOR

1 Monarch Pl., Suite 220
Springfield, MA 01144
Tel: (413) 746-3263, Fax: (413) 746-3262
Arena: MassMutual Center
Media Relations: Joe Barbieri
Affiliation: New Jersey, New York, Philadelphia

TULSA 66ERS

2727 E. 21st St., Suite 500
Tulsa, OK 74114
Tel: (918) 585-8444, Fax: (918) 398-6930
Arena: SpiritBank Event Center
Media Relations: Ryan Williams
Affiliation: Oklahoma City

UTAH FLASH

5255 N. Edgewood Dr., Suite 165
Provo, UT 84604
Tel: (801) 434-4667, Fax: (801) 705-1823
Media Relations: Kyle Flanagan
Arena: McKay Events Center
Affiliations: Atlanta, Utah



The
MEDIA





95.5 THE GAME
SPORTSRADIO

**Home Of
The Portland
Trail Blazers**

www.955thegame.com

Trail Blazers Broadcasting Team



Radio Play-by-Play

Brian Wheeler enters his 12th season as the radio play-by-play voice of the Portland Trail Blazers. Wheeler's exciting style and trademark "BOOM-CHAKA-LAKA" dunk calls have endeared him to basketball fans throughout the Pacific Northwest. In addition to anchoring the Trail Blazers' radio coverage, he also hosts his own daily talk show on the team's flagship radio station, 95.5 The Game, titled "Wheels At Work." "Wheels" has never missed a broadcast in his Trail Blazers career, having called the play-by-play for 997 games entering this season. Wheeler is in his 26th year of broadcasting, and was named the Oregon Sportscaster of the Year for 2007 by the National Sportscasters and Sportswriters Association. Prior to joining

Brian Wheeler

the Trail Blazers, he spent three years as a member of the Kings' broadcast team in Sacramento, serving as the team's pre- and post-game show host as well as handling the play-by-play for a select number of games each season. He also had his own talk show on the team's flagship radio station. "Wheels" was also the original play-by-play voice on radio and television of the WNBA's Sacramento Monarchs. Before Sacramento, Wheeler spent two seasons working in Seattle as part of the Sonics' broadcast group and also hosted a daily talk show on their flagship radio station. Wheeler has NBA ties to Chicago, where he worked on the Bulls' radio broadcasts in their first championship season. "Wheels" got his start in broadcasting in Chicago, earning a broadcasting/communications degree from Loyola University. He then spent nine seasons as the basketball play-by-play announcer on both radio and TV for his alma mater. His extensive experience in the Windy City also included broadcast stints for the Chicago White Sox, Northwestern University and SportsChannel.



Radio Analyst

Former Trail Blazer Antonio Harvey returns to the Blazers Broadcasting team for a fifth season as radio analyst. He will be working alongside familiar play-by-play voice Brian Wheeler providing insightful commentary on the team, the NBA and the game of basketball. Harvey played for the Trail Blazers in 1999-00 and 2000-01, averaging 2.3 points and 1.5 rebounds in 31 games. He picked the Rose City as the place to raise his family after 10 years in the NBA. Harvey went undrafted, but saw action with the L.A. Lakers, L.A. Clippers, Vancouver, Seattle and Atlanta, as well as Portland before retiring in 2003. Since then, he has focused on engaging young people in the game of basketball while mentoring them on life skills, work ethic, discipline and teamwork. Harvey supports several local charities including

Antonio Harvey

Trillium Family Services and the Make-A-Wish Foundation. A native of Pascagoula, Miss., Harvey is a graduate of Pfeiffer University in North Carolina, where he majored in sociology and minored in psychology. In September of 2006, Harvey returned to his native Mississippi, where he joined Travis Outlaw, Northwest Medical Teams, the Harvey Family Foundation and several other professional athletes to coach thousands of students on how to cope with adversity in the aftermath of Hurricane Katrina. Antonio and his wife, Kim, have two children.

Trail Blazers Radio Network

PORTLAND.....TheGame 95.5 FM*
 Albany.....KLOO.....1340
 Astoria.....KCRX.....102.3 FM
 Bend.....KBND.....1110
 Burns.....KZZR.....1230
 Clatsop County.....KCRX.....102.3 FM
 Coos Bay.....KHSN.....1230
 Corvallis.....KLOO.....1340
 The Dalles.....KODL.....1440
 Eugene/Springfield...KPNW.....1120
 Hermiston.....KTIX.....1240

John Day.....KJDY.....1400
 Kelso, Wash.....KLOG.....1490
 Klamath Falls.....KFLS.....1450
 Lebanon.....KLOO.....1340
 Lincoln City.....KBCH.....1400
 Longview, Wash.....KLOG.....1490
 Madras.....KRCO.....690
 Medford.....KEZX.....730
 Milton-Freewater.....KTIX.....1240
 North Bend.....KHSN.....1230
 Pendleton.....KTIX.....1240

Prineville.....KRCO...690
 Redmond.....KRCO.....690
 Reedsport.....KHSN.....1230
 Roseburg.....KSKR.....101.1 FM
 Salem.....KYKN.....1430
 Shelton.....KMAS.....1030
 Sweet Home.....KLOO.....1340
 Tillamook.....KTIL.....94.1 FM
 Walla Walla, Wash...KTEL.....1490

* **Flagship Station**



Mike Barrett

Television Play-by-Play

Mike Barrett is in his 10th season with the Trail Blazers, and seventh as the Trail Blazers' TV play-by-play broadcaster, calling all the team's television games on KGW-8 (NBC) and Comcast SportsNet. He worked his first two seasons with Steve "Snapper" Jones, and the last four with Mike Rice. In addition to the play-by-play duties, Barrett hosts a weekly TV show "Trail Blazers Courtside" with Rice and radio broadcaster Brian Wheeler, which airs year-round on Comcast SportsNet and streams live on the team's website, trailblazers.com. He also writes a popular blog for trailblazers.com. Barrett joined the Trail Blazers in 1999 and was hired to be the radio studio host, the TV pregame and halftime host, and hosted the 5th Quarter, the radio post-game show. He also served as the editor of Rip City Magazine, the official publication of the Trail

Blazers. In the summer of 2000, Barrett became the play-by-play broadcaster on radio and television for the WNBA's Portland Fire, and continued in that role until the team disbanded after the 2003 season. A life-long Blazers fan, Barrett grew up in Albany, Ore., and after graduating from West Albany High, moved on to Oregon State. Soon after graduating with a degree in Journalism, he moved to Portland, where he got a job at KUIK-AM 1360 in Hillsboro, calling high school basketball games. In 1992, Barrett took a job as the Sports Director at KXL Newsradio 750 in Portland, the Trail Blazers' flagship station. One of his first assignments was covering the Blazers' 1992 run to the NBA Finals against the Chicago Bulls. While at KXL, he anchored the morning and afternoon sportscasts, and also joined the radio broadcast team for the University of Oregon football program, working the sidelines for the Ducks for eight seasons. Mike resides in Tualatin with his wife, Shelly. They have a son, Jack, and a daughter, Gabby.



Mike Rice

Television Analyst

Veteran head basketball coach and basketball commentator Mike Rice, in his 20th season on the Trail Blazers broadcasting team, marks his fifth year as the team's television color commentator on KGW-8 and Comcast SportsNet. Rice, who joined the Trail Blazers in 1991, has teamed with all three Portland radio personalities—first Bill Schonely, then Eddie Doucette and finally with Brian Wheeler for seven seasons before making the switch to television. Rice was an honorable mention All-America selection at Duquesne as a senior, when he led the Dukes to a third-place national ranking and an NIT invitation. Selected in the eighth round of the 1962 NBA Draft by the Detroit Pistons, he opted instead to pursue a career in coaching. After posting a 245-71 record (.773) in 13 years at the high school level, Rice entered

the college ranks in 1977 as an assistant coach at his alma mater. After being named head coach of the Dukes the next year, he guided them to a 62-49 (.559) record from 1978-1982. Rice went on to Youngstown State in 1982 after leading Duquesne to two NIT appearances and twice earning Eastern Eight "Coach of the Year" honors. During his five-year tenure there, the Penguins recorded one 20-win season and two second-place conference finishes. Twice his teams reached the title game in the Ohio Valley Conference tournament. Rice moved to the broadcast booth in 1987 as a college analyst for ESPN. A regular on ESPN's "Big Monday" lineup, he provided commentary for the games in the Big West as the primary analyst for the Western Athletic Conference. Rice has also worked women's NCAA regional championship games, the Division II championship game and high school all-star games. In 1989, he added broadcast duties with SportsChannel America as the primary analyst on its World Basketball League broadcasts. The WBL was familiar territory for Rice, who joined the Youngstown Pride in 1987 first as head coach, and later as director of basketball operations. His wife Kathy is a former Duquesne basketball player. The couple has two daughters, Susan and Stephanie, both graduates of Syracuse University, and a son, Mike, who played at Fordham University and is now the head coach of Division-I Robert Morris University in Pittsburgh, Pa. Before that, the younger Mike served on the staffs at Fordham, Marquette, Pittsburgh, Niagara and St. Joseph's in Philadelphia.



Trail Blazers Broadcasting Team



**Rebecca
Haarlow**

Television Sideline Reporter

Rebecca Haarlow begins her third season as a sideline reporter and feature producer with the Trail Blazers in 2009-10. Before joining the Trail Blazers, Haarlow was a TV host and reporter for Fox Sports Net in Los Angeles. Most recently, she helped launch the Big Ten Network as a college football sideline reporter. In 2007, she made her national television debut on FSN, traveling to Australia to host the Aussie Millions poker tournament. Haarlow began her broadcasting career in the San Francisco Bay Area, where for three years she worked for Silicon Valley Sports & Entertainment, the San Jose Sharks, and the SAP Open men's professional tennis tournament. Simultaneously, she covered the Sacramento Kings and co-hosted "Kingswatch" as the sideline reporter for Foothill 7 Television in Sacramento. Haarlow is a graduate of Princeton University, where she was a first team All-Ivy heptathlete and captain of the track & field team. She earned a degree in history, with a focus in American Studies and the U.S. Civil War. A native of Hinsdale, Ill., Haarlow comes from a family of five. Her parents John and May reside in Hinsdale with the family dogs Jessie and Quincy, while her two brothers, John and Mike, live in Chicago.



Bob Akamian

Television Studio Host

TV Studio host and producer Bob Akamian begins his 11th season with Trail Blazers Broadcasting. Akamian will co-host and produce Trail Blazers Home Court pregame, postgame and halftime programming on Comcast SportsNet and the Trail Blazers television network and continue to serve as fill-in announcer and producer on other Trail Blazer broadcasts. Bob has hosted Gameday and the 5th Quarter on the Trail Blazers radio network, filled in as radio analyst and produced or reported for a number of Trail Blazer broadcast programs and Rip City magazine. When the Blazers are not playing, Bob works with TNT on its award-winning NBA coverage as a field producer and assistant director. He won a 2007 Emmy Award for his role in the popular "Inside the NBA" studio show. Bob is also the play-by-play voice of

University of Idaho and University of Nevada televised football games. His production company, bobtv, LLC packages production for multiple colleges in the West. A life-long NBA fan, the San Francisco native became hooked following the Golden State Warriors underdog run to the 1975 championship. The Blazers' similar run two years later cemented Portland's place in his heart. Bob and his wife, Carol, have two daughters, Elaine and Emily.



**Michael
Holton**

Television Studio Analyst

Former Trail Blazer Michael Holton begins his third season with the Trail Blazers as an in-studio analyst. Prior to his role in the studio, Holton served as a radio analyst for the Trail Blazers and was also a color analyst for ESPN's coverage of NCAA basketball. In addition, Holton served as a co-host on 750 KXL's "Ducks Rewind," a weekly show analyzing Oregon Ducks men's basketball. Holton has also worked for NBC/KGW-TV and 1080 The Fan. After retiring from the NBA, Holton served as the head coach of the University of Portland from 2001-06. Prior to that, Holton served as an assistant coach for Pasadena City College (1993-94), Oregon State University (1995-96) and UCLA (1996-01). Holton began his NBA career as a third-round selection by the Golden State Warriors in the 1983 NBA Draft but did not play

until the 1984-85 season when he played for Phoenix. In six seasons, Holton played for the Suns, Bulls, Trail Blazers and Hornets. Holton played in 325 NBA games, averaging 6.2 points, 1.4 rebounds and 3.0 assists. Before beginning his professional career, the Seattle native earned his degree from UCLA, where he was a four-year letter winner for the basketball team from 1979-1983.



PROUD BROADCAST TELEVISION PARTNER

of
THE PORTLAND TRAIL BLAZERS



S I N C E 1 9 9 2

kgw.com

 **KGW**
NewsChannel **8**

Trail Blazers Broadcasting Team



Bill Schonely

Founding Broadcaster/Ambassador

"Mr. Rip City," aka Bill Schonely, is serving as the Blazer family's Founding Broadcaster/Ambassador for the sixth year. "The Schonz," who was the voice of the Trail Blazers from their birth in 1970 through the 1998 playoffs, hosts "Blazers Flashbacks" on radio and "Memorable Moments" on Blazers television, looking back at the franchise's hallmark events, and serves in a variety of ways as the organization's ambassador to the community. In 2009 alone, the local legend was named Portland First Citizen by the Portland Metropolitan Association of Realtors, Grand Marshall of the Rose Festival Starlight Parade and had the "Bill's Kids Fund" established in his name by Providence Child Center to honor his longstanding dedication to and compassion for the medically fragile children who call the center home. Schonely's 30 years with Blazers Broadcasting was

the second-longest tenure in the NBA to the late Chick Hearn, the legendary voice of the Lakers. A nominee for the prestigious Curt Gowdy Award at the Basketball Hall of Fame, Schonely's popularity has prompted the city councils and mayors of Portland, Vancouver, Wash., Lake Oswego and Gresham to pass resolutions calling for his inclusion into the Hall. Bill called his last Trail Blazers game on April 30, 1998, a first round playoff contest with the L.A. Lakers. The next two years he hosted Rip City TV specials and provided sideline commentary during BlazerVision telecasts at the Rose Garden. He was courtside calling the action when Portland played its first-ever preseason game on Sept. 24, 1970, in Longview, Wash., and over the next three decades did the play-by-play for 2,522 Trail Blazers contests home and away. With the Portland Beavers, Schonz was honored as Oregon's Sportscaster of the Year in 2003 by the National Sportscasters and Sportswriters Association. Nine years earlier, he was named Broadcaster of the Year by the Oregon Association of Broadcasters and three times has been honored as the state's Sportscaster of the Year by the OAB. In 1998, the OAB established an annual college scholarship in Schonely's name for aspiring sports broadcasters and writers. In 2002, he was inducted into the Oregon Sports Hall of Fame. A native of Norristown, Pa., he served in the Marine Corps and did a sports show for Armed Forces Radio overseas before going to work for radio station KVI in Seattle. He was the voice of the Seattle Totems hockey team in the Western Hockey League. He also did University of Washington football, Seattle Angels baseball, the Oakland Seals in the National Hockey League and Major League Baseball's Seattle Pilots. After the Pilots moved to Milwaukee in 1970, the Portland Trail Blazers came calling. Schonely is involved in helping support numerous charitable causes, including the American Heart Association, Life Flight and the Cystic Fibrosis Foundation, and is a board member of the Providence Child Care Center Foundation. Bill and his wife, Dottie, live in Charbonneau.



Brian Wheeler (left) and Antonio Harvey will continue the tradition of "The Schonz" as the voice of the Trail Blazers. The duo will broadcast all 82 regular-season games, in addition to the preseason.



GAME ON.



Greg Oden



Your Home For Trail Blazers Basketball

Trail Blazers Television Schedule

Trail Blazers on KGW



Tues. Oct. 27 Houston7:00
 Fri. Nov. 6 San Antonio....7:30
 Fri. Nov. 20 Golden State....7:30
 Sat. Nov. 28 Utah6:00
Tues. Dec. 1 Miami.....7:00
 Tues. Dec. 15 Sacramento7:00

Fri. Dec. 25 Denver.....7:30
 Sun. Jan. 10 Cleveland.....6:00
 Fri. Jan. 15 Orlando.....7:30
 Wed. Feb. 3 Utah7:30
 Sat. Feb. 6 L.A. Lakers.....7:00
 Fri. Mar. 12 Sacramento7:00

Sun. Mar. 21 Phoenix.....7:30
 Wed. Mar. 31 New York7:00
 Wed. Apr. 14 Golden State...7:30

Home games in bold

Trail Blazers on CSN



Sat. Oct. 31 Houston5:30
 Sun. Nov. 1 Oklahoma City..4:00
Tues. Nov. 3 Atlanta.....7:00
Sun. Nov. 8 Minnesota.....6:00
 Tues. Nov. 10 Memphis5:00
 Wed. Nov. 11 Minnesota5:00
 Fri. Nov. 13 New Orleans....5:00
 Sat. Nov. 14 Charlotte4:00
 Mon. Nov. 16 Atlanta.....4:00
Wed. Nov. 18 Detroit7:00
Sat. Nov. 21 Minnesota.....7:00
 Mon. Nov. 23 Chicago.....7:00
Wed. Nov. 25 New Jersey7:00
Fri. Nov. 27 Memphis7:00
Sat. Dec. 5 Houston7:00
 Mon. Dec. 7 New York4:30
 Wed. Dec. 9 Indiana.....4:00
 Fri. Dec. 11 Cleveland5:00
 Sat. Dec. 12 Milwaukee.....5:30
 Sat. Dec. 19 Orlando.....4:00
 Sun. Dec. 20 Miami3:00

Tues. Dec. 22 Dallas.....5:30
 Wed. Dec. 23 San Antonio5:30
Mon. Dec. 28 Philadelphia...7:00
Wed. Dec. 30 L.A. Clippers...7:00
Sat. Jan. 2 Golden State..7:00
 Mon. Jan. 4 L.A. Clippers7:30
Tues. Jan. 5 Memphis7:00
Fri. Jan. 8 L.A. Lakers.....7:00
Wed. Jan. 13 Milwaukee.....7:00
 Mon. Jan. 18 Washington..10:00 am
 Wed. Jan. 20 Philadelphia4:00
 Fri. Jan. 22 Boston4:30
 Sat. Jan. 23 Detroit4:30
Mon. Jan. 25 New Orleans...7:00
Wed. Jan. 27 Utah.....7:00
 Fri. Jan. 29 Houston5:30
 Sat. Jan. 30 Dallas.....6:00
Mon. Feb. 1 Charlotte.....7:00
Tues. Feb. 9 Oklahoma City..7:00
 Wed. Feb. 10 Phoenix.....6:00
Tues. Feb. 16 L.A. Clippers...7:00

Fri. Feb. 19 Boston7:30
Sun. Feb. 21 Utah.....7:30
 Tues. Feb. 23 New Jersey4:30
 Wed. Feb. 24 Toronto4:00
 Fri. Feb. 26 Chicago.....5:00
 Sat. Feb. 27 Minnesota5:00
 Mon. Mar. 1 Memphis5:00
Wed. Mar. 3 Indiana7:00
 Sun. Mar. 7 Denver7:30
Tues. Mar. 9 Sacramento7:00
Sun. Mar. 14 Toronto.....6:00
Fri. Mar. 19 Washington7:00
 Sat. Mar. 27 New Orleans...5:00
 Sun. Mar. 28 Oklahoma City..4:00
 Sat. Apr. 3 Sacramento7:00
 Wed. Apr. 7 L.A. Clippers7:30
Fri. Apr. 9 Dallas7:00
Mon. Apr. 12 Oklahoma City..7:00

Home games in bold




Play-by-play announcer Mike Barrett (left) and analyst Mike Rice (right) were joined on-air by NBA Commissioner David Stern during a broadcast.





Official Beer



FROM BEECHWOOD TO THE HARDWOOD.

Budweiser is the only lager beer aged over a bed of Beechwood chips for three long weeks. It's slow. It's expensive. But the result is the full flavor upfront and the clean, crisp finish that makes it the Great American Lager.

Budweiser **TRAIL** 
BLAZERS

RESPONSIBILITY MATTERS™

©2009 Anheuser-Busch, Inc., Budweiser® Beer, St. Louis, MO

The NBA and individual NBA member team identifications are the intellectual property of NBA Properties, Inc. and the respective NBA member teams.
©2009 NBA Properties, Inc. All rights reserved.

2009-10 ON THE TRAIL BLAZERS BEAT



JASON QUICK
[OREGONIAN]



JOE FREEMAN
[OREGONIAN]



BRIAN T. SMITH
[COLUMBIAN]



KERRY EGGERS
[PORTLAND TRIBUNE]



JOHN CANZANO
[OREGONIAN]



ANNE PETERSON
[ASSOCIATED PRESS]



ADAM BJARANSON
[KGW]



JOE BECKER
[KGW]



KATY BROWN
[KATU]



CRAIG BIRNBACH
[KATU]



DAN CHRISTOPHERSON
[KOIN]



MATT SMITH
[KPTV]



LAURA GREEN
[CSN]



JAY ALLEN
[95.5 THE GAME]



GAVIN DAWSON
[95.5 THE GAME]



JASON SWYGARD
[KFXX]



ISAAC ROPP
[KFXX]



JASON SCUKANEC
[KFXX]



SCOTT LYNN
[KEX]



RON CALLAN
[KPAM]



PUT HUNGER ON THE BENCH



WHOPPER® HAVE IT YOUR WAY®

Basketball Communications Staff



Jim Taylor

Director, Basketball Communications

Entering his third season as director of basketball communications and his 12th overall with the Trail Blazers, Jim Taylor is one of the primary media contacts for the team and basketball personnel. In addition to overseeing the day-to-day and game night media operations, Taylor helps facilitate interviews, appearances, media events and the dissemination of Trail Blazers news and information. Taylor works across other departments assisting in the development and execution of the Trail Blazers' integrated marketing plans and communications initiatives. Taylor previously worked for the team as director of corporate communications from 1991-98, and website content manager from 2005-07. Between his tenures with the organization, Taylor served as the venue director for the 1999 FIFA Women's World Cup before becoming the general manager of the Portland Timbers

soccer team, a position he held for five years. A native of Vancouver, Wash., Taylor graduated from Hudson's Bay High School, Mt. Hood Community College and Oregon State University. Jim and his wife, Kippie, are the parents of two teenage daughters, Ali and Zoe, and reside in Vancouver, Wash.



Collin Romer

Manager, Basketball Communications

Collin Romer enters his fifth season with the Trail Blazers in 2009-10. In his role as basketball communications manager, Romer serves as a primary media contact for the team and basketball personnel. He oversees the production of game notes, the media guide, press releases and statistical records. Romer also manages the team's game night stats crew, media room crew and intern program. Prior to joining the Trail Blazers in 2005, he spent three seasons as media relations manager for the Portland Timbers soccer team and Portland Beavers Triple-A baseball team at downtown Portland's PGE Park. Romer was previously a member of the Trail Blazers' game night media room crew during the 2002-03 campaign. A Northeast Portland native who attended the city's Grant High School, he is a 2002 graduate of the University of Oregon's School of Journalism and Communication. Collin and his wife, Breanna, live in Portland with their mutt, Ralphie.



Chuck Charnquist

Historian/Archivist, Basketball Communications

As the Trail Blazers celebrate their 40th anniversary, team historian and archivist Chuck Charnquist has been there every step of the way. Hired to help run the team's inaugural rookie camp in June of 1970, Charnquist was then charged with managing the stats crew and has been a part of the team ever since. A graduate of Portland's Benson High School, he got his start keeping score for the basketball team and continued on as a student sports information director at Lewis & Clark College, where he published his first media guide in 1952. Upon graduation, Charnquist worked in newspapers for 10 years, including a stint in the Oregonian sports department. He was the SID at Portland State for three years in the 1960s before becoming the director of public information at Lewis & Clark for the next 19 years. As Charnquist continued to manage the media room and stats crew at the Memorial Coliseum, he began writing game notes and publishing the team's media guide for a number of years in the 1990s. Along with his current duties as

media room manager on game nights, he is responsible for preserving and organizing the history of the franchise as team historian and archivist. Chuck and his wife, Carol, have two grown children and one grandchild.





SPECIES
Trail Cat

ADOPTED
Spring 2002

BIRTHPLACE
Mt. Hood, Oregon



ROLE MODEL

Tigger (another fun loving, one of a kind feline!)

BEST FRIENDS

Trail Blazers, BlazerDancers, and Trail Blazer Fans everywhere.

FAVORITE THINGS TO DO

Cheer for the Trail Blazers, dance, go crazy and read every night before going to bed.

FAVORITE MUSICIANS

The Stray Cats, John Cougar Mellencamp, Cat Stevens, and the Animals.

FAVORITE MOVIES

The Lion King, Born Free, The Pink Panther, and Fast and the Furry-ous.

FAVORITE FOODS

Laker fans (kinda chewy... taste like chicken), Chalupas, and pan seared sea bass.

PET PEEVES

Tail pullers, leash laws, fur balls, and trips to the vet.

2009-10
BLAZERDANCERS



AMY



CAITLIN



CaMICHA



CHRISTEL



CRISTI



ERI



KIMBERLY



MARI



MARY ELLEN



MELISSA



MICHELLE



REA



TAREN



TINA



VANESSA



VERONICA

Is Your Vacuum Sick?



Tune It Up

- *Not picking up?*
- *Making loud noises?*
- *Blowing dust everywhere?*
- *Smells bad?*

Trade It In

Bring in your old vacuum, get a discount on a NEW vacuum AND we'll dispose of your old one.



\$20 Off

A Complete Vacuum Tune-up

See store for detail.

Stark's **low price** guarantee

PORTLAND

107 NE Grand Ave.

503-232-4101or

1-800-230-4101

www.starks.com

BEAVERTON

12920 SW Canyon Rd.
503-626-3699

SHERWOOD

16074 SW Tual-Sher Rd.
503-625-2958

GRESHAM

240 NW Division
503-661-0128

BEND

62090 Dean Swift Rd.
541-323-3011

CLACKAMAS

Clackamas Corner
503-654-1517

E.VANCOUVER

SE 160th & Mill Plain
360-567-0444

MONTAVILLA

8326 SE Stark St.
503-251-6912

TANASBOURNE

Tanasbourne Town Center
503-645-6992

2009-10
Stunt Team



ANDREA



BLAKE



BRANDON



BRETT



CARRIE



CODY



DANI



DANNY



DONNIE



JULIE



KARLIE



KIM



LACEY



MADISEN



NICK



PHIL



SAMANTHA



STEPHANIE



TIM



TONY



COACH LINUS

Trail Blazers

Alumni Ambassador Corps

TERRY PORTER

Terry Porter was a fan favorite in Portland for a decade, setting several career records for the Trail Blazers and playing in two All-Star games. Porter was a recipient of the J. Walter Kennedy Citizenship Award for meritorious community service and a member of the Boys & Girls Clubs of America Alumni Hall of Fame. After playing and coaching around the league, Porter and his family have returned to live in the city where his career began.



CHRIS DUDLEY

Chris Dudley spent several of his 16 years in the league with the Trail Blazers, ending his career in Portland in 2003. Thanks to his work in the community, including the work he has done with the Chris Dudley Foundation, Chris has been recognized by many awards including the J. Walter Kennedy Citizenship Award in 1996, the USA Today's Most Caring Athlete Award in 1997, and the Non-Partisan Award personally presented by President George W. Bush.



HARRY GLICKMAN

In 1970, Harry Glickman teamed with investors to win an expansion team with the NBA, making the Portland Trail Blazers the first major-league sports franchise in the Pacific Northwest. Glickman served as executive vice president of the team for years before assuming his role as the team's first president in 1987, and continues to be recognized as the team's president emeritus today.




JEROME KERSEY

Jerome Kersey was part of the nucleus that led The Trail Blazers to the NBA Finals in 1990 and 1992, also landing him at the top of many of Portland's career categories at the time of his leaving in 1995. After retiring from professional basketball in 2001, Kersey served as Director of Player Programs for the Trail Blazers and assistant coach for the Bucks before returning to Portland.



DALE SCHLUETER

A Pacific Northwest native, Dale Schlueter was drafted out of Colorado State by the San Francisco Warriors in 1967 before being acquired by the newly established Portland Trail Blazers franchise where he served as the one of the team's first centers. Schlueter retired from professional sports in 1978, but has remained active as a member of the Trail Blazers family through his work in the community.



KEVIN DUCKWORTH MEMORIAL SCHOLARSHIP FUND

The 2008-09 Season was dedicated to the memory of our beloved "00" Duck. For more information or to make a tax-deductible donation, visit trailblazers.com/makeitbetter.

make it better

PORTLAND TRAIL BLAZERS



NAME: Adrian Stelly

POSITION: Basketball Outreach Coordinator

DRAFTED/SEASONS PLAYED: After graduating from the University of Oregon in 2007, Stelly became an intern for the Portland Trail Blazers. Called up from his internship at the end of last season, Stelly is entering his rookie season as a full-time employee.

ASSISTS: A former Oregon Duck basketball player, "Coach Stelly" directs all outreach camps and clinics for the Trail Blazers, including hiring the camp staff and creating the camp agenda. In his spare time, Adrian is also active in the Big Brothers program.

NAME: Brittany Davidson

POSITION: Community Relations Coordinator

DRAFTED/SEASONS PLAYED: After training as an intern for the Communication and Interactive Marketing departments, Davidson was drafted as the Communications Coordinator in January of 2007. Entering her third season with the team, Davidson currently suits up as the teams Community Relations Coordinator.

ASSISTS: Police Activities League and Big Brothers Big Sisters. Any and all work helping **make it better** for the littlest of kids and boxing with her pink boxing gloves.



NAME: Ian Jaquiss

POSITIONS: Basketball Outreach Director

DRAFTED/SEASONS PLAYED: Drafted to the team in 2007, Jaquiss is entering his third season with the team and oversees the planning and scheduling of all Trail Blazers basketball outreach efforts. He is also in charge of the organization's Speaker's Bureau.

ASSISTS: Jaquiss is involved in the local bicycling and disabled community. He is interested in the sustainability movement. Jaquiss played for the Portland Wheel Blazers for four seasons. Ian and his wife Shawn are the proud and tired parents of a three-year-old daughter.

Community Relations Team

NAME: Alissa Moore

POSITION: Community Programs Manager

DRAFTED/SEASONS PLAYED: Trained as a Communications Intern during the 2002-03 season and was drafted as the Communications Coordinator in November 2004. Entering her fifth season with the team, Moore is currently the team's Community Programs Manager.

ASSISTS: Corporate Volunteer Council of the Greater Portland Area, the Friends of the Children, Schoolhouse Supplies, a budding cyclist and avid music fan.



NAME: Amil Christopher Bowles

POSITION: Community Development Director

DRAFTED/SEASONS PLAYED: Drafted in the fall of 2005, Amil Christopher Bowles is entering his fourth season with the team. Formerly the Director of Player Programs, Bowles returns to his community relations roots this season as Community Development Director.

ASSISTS: When not traveling, Bowles, who resides in his childhood home in Northeast Portland's Alameda District, mentors students of color at Jesuit High School, supports youth development program Self Enhancement, Inc. and has been named to the Portland Business Journal's 40 under 40 list for 2009.

NAME: Traci Rose

POSITION: Vice President of Community Relations and Corporate Communications

DRAFTED/SEASONS PLAYED: Drafted in 1986, Traci is a seasoned veteran with nearly 23 years coming off the bench for communications and growing into the starting line-up, managing community relations for the team.

ASSISTS: Off the court, Traci devotes her time to serving organizations that **make it better** for children and their families throughout Oregon. Away from the team, she enjoys traveling with her family, quiet Portland weekends when she can get them, and chocolate.



NAME: Casey Holdahl

POSITION: Website Content Manager

DRAFTED/SEASONS PLAYED: Entering his third season with the team after joining up in December of 2007, which also happened to be the month of the Trail Blazers historic 13-game winning streak. Coincidence? Probably not.

ASSISTS: Trail Blazers **make it better** Summer Tour, helping Rudy Fernandez with his tan, smiling at strangers on the street and always using his turn signals.



NAME: Kris Koivisto

POSITION: Communications Coordinator

DRAFTED/SEASONS PLAYED: A 2008 graduate of Western Oregon University, Koivisto is entering his second season with the team after recording 18 months as an intern.

ASSISTS: When not enjoying blu-ray movies, sky-diving, and learning the game of golf, you can find Kris lending his basketball skills at the Trail Blazers Hoops Camps, clinics and the Trail Blazers **make it better** Summer Tour.

NAME: Bill Evans

POSITION: Director of Corporate Communications


DRAFTED/SEASONS PLAYED: A 1992 graduate of Northwestern University, Bill previously worked for the Sonics, Bucks and Cavs, as well as the NBA, yet still has no basketball skills whatsoever. Evans is entering his third season with the Trail Blazers.

ASSISTS: If Evans cannot be found lacing up his hockey skates or on the stage performing improv at the local comedy club, he is most likely spending time with his son.





ROLEX



OYSTER PERPETUAL
SUBMARINER

carl greve

Jewelry & Timepiece Collections

BRIDGEPORT VILLAGE
7387 SW BRIDGEPORT RD
TIGARD, OR 97224
503.968.2868

DOWNTOWN PORTLAND
640 SW BROADWAY
PORTLAND, OR 97205
503.223.7121

OFFICIAL ROLEX JEWELER

ROLEX  OYSTER PERPETUAL AND SUBMARINER ARE TRADEMARKS.

ahora



en

Portland
KTRO
910 AM

Salem
KWOD
1390 AM

*con la cobertura
de los mejores partidos
de tus deportes favoritos, y de los
PORTLAND TRAIL BLAZERS*



2009-10 TRAIL BLAZERS PRACTICE FACILITY



About the Facility

The Portland Trail Blazers Practice Facility is located 15 minutes from downtown Portland. The facility, which opened in 1999, is one of the top training centers in the National Basketball Association. Measuring 34,000 square feet, the facility is one of the largest of its kind and encompasses two full-sized basketball courts, two spacious locker rooms, basketball operations staff offices, a state-of-the-art video workroom and complete training and weight room facilities, including large therapeutic pools. The facility, which is open 24/7, 365 days a year to our players, also includes a lounge, kitchen, conference room and media work room.

Directions to the Trail Blazers Practice Facility

From downtown Portland:

- Take I-5 South, approx. 10 miles
- Take exit 290 for Lower Boones Ferry Road toward Durham, 0.2 miles
- Turn right at Lower Boones Ferry Road, 0.1 miles
- Turn left at SW Lower Boones Ferry Road, 0.5 miles
- Turn left at SW Childs Road, 0.1 miles



**7325 SW Childs Rd
Portland, OR 97224
503-797-9999**



2009-10

ROSE GARDEN ARENA



[One Center Court Portland, OR 97227]

I-5 NORTHBOUND

Take the Rose Quarter Exit, left on Broadway (2nd light), left on Vancouver Ave. (2nd light), proceed straight, enter parking garages as directed.

or

Take City Center Exit (before Marquam Bridge), proceed North on Front Street (Naito Parkway) over the Steel Bridge, left on Interstate Ave. (1st light), enter parking garages as directed.

or

Take I-405 Exit to Everett St. Exit, right on Everett St., proceed over Steel Bridge, left on Interstate Ave. (1st light), enter parking garages as directed.

I-5 SOUTHBOUND

Take Rose Quarter Exit, proceed straight through 2 lights, enter parking garages as directed.

I-205 NORTHBOUND

Take I-205 North to the City Center/I-84 West Exit and follow the I-84 Westbound directions.

I-205 SOUTHBOUND

Take I-205 South to the City Center/I-84 West Exit and follow the I-84 Westbound directions.

I-84 WESTBOUND

Follow signs to I-5 N Seattle, take Rose Quarter exit, cross Max tracks, left on Multnomah (2nd light), right on Interstate (3rd light), enter parking garages as directed.

HWY 26 EASTBOUND

Take I-405 North/Seattle exit, take Everett St. Exit, exit right on Everett St., proceed straight over Steel Bridge, left on Interstate Ave. (1st light), enter parking garages as directed.

or

Take I-405 North exit proceed to I-5 South exit, from I-5 South take Rose Quarter Exit, proceed straight through 2 lights, enter parking garages as directed.

or

Take I-405 South exit, proceed to I-5 North, from I-5 North take the Rose Quarter Exit, left on Broadway (2nd light), left on Vancouver Ave. (2nd light), proceed straight, enter parking garages as directed.






Green Machine



Bombardier Q400



-  uses 30-40% less fuel
-  produces 30-40% less emissions
-  produces 10 decibels less community noise

Horizon Air's 76-seat Bombardier Q400 is among the most environmentally friendly aircraft in the skies today. It burns less fuel and produces less emissions than any similar-capacity jet. In fact, the Q400 is more fuel efficient than an average car on a per-passenger basis.

Inside, two seats on each side ensure you get a window or an aisle seat on every flight, while

**comfortably
Q400greener**

technology originally developed for U.S.

submarines makes the Q400 the quietest turboprop in the world. And outside, the Q400 produces less community noise than a jet.

The Horizon Air Q400. A comfortably greener choice for your next flight.



Horizon Air

horizonair.com





RIOnetworks

We are communication.

EOC

ETHERNET OVER COPPER

In 2008 we upgraded our entire network with the latest technology has to offer.

- EOC
- Broadband
- VoIP SIP Trunks
- T-1 Voice/Data combined solutions

Our data speeds exceed 25 Mbps!

Rio Office

Hosted Business Telephone System

Enterprise features without the cost!

Rio office is a full featured IPBX that provides the latest that technology has to offer without the large up front cost.

- Unified Messaging
- Conference Bridge
- Outlook™ Contact Dialer
- Cellular Twinning
- PC Attendant Console
- Full featured Telephone set
- 2 Way Fax

Call us for a FREE Consultation! Start saving money today!

1-866-RIO-SALES

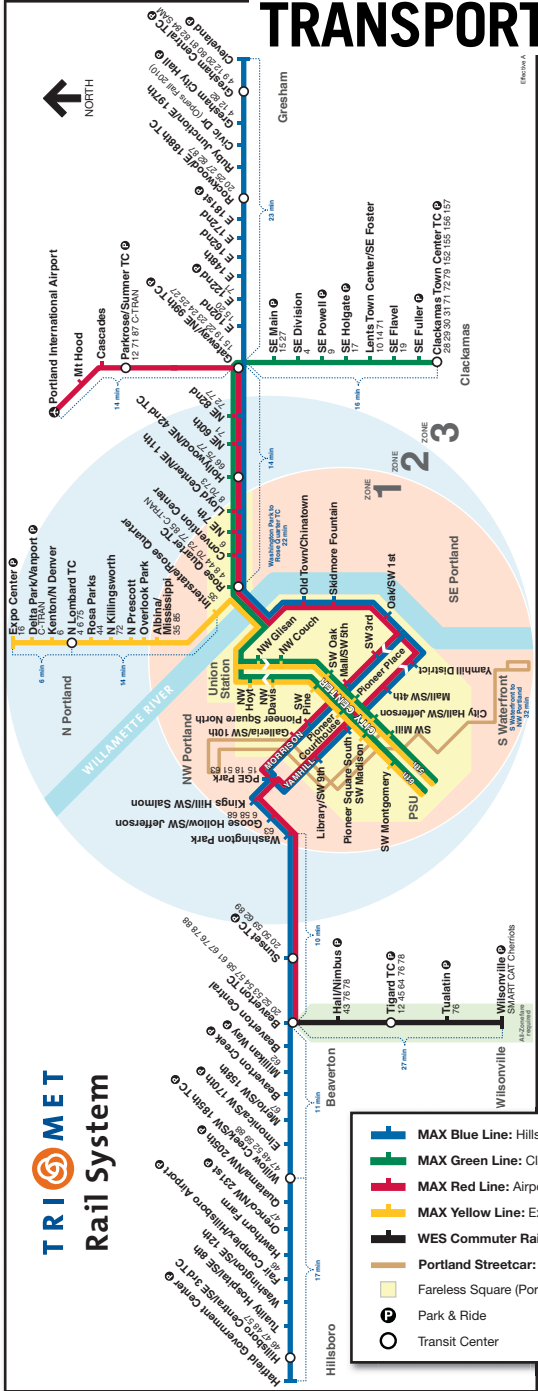
(746-7253)

Portland • Eugene • Roseburg
Grants Pass • Medford • Bend

RIO.com



TRANSPORTATION



TRIMET
Rail System

Map courtesy of TriMet

Take MAX to the Rose Garden

We encourage riders to use the Trip Planner feature on trimet.org to plan trips. Riders from the airport should board Red Line MAX train and get off at the Rose Quarter Transit Center. Riders coming from downtown Portland can use any of the Blue, Red, Yellow or Green line MAX trains to get to the Rose Quarter. For more information on planning a trip, fares and schedule information, visit trimet.org.

- MAX Blue Line: Hillsboro/City Center/Gresham
- MAX Green Line: Clackamas/City Center/PSU (opens September 13, 2009)
- MAX Red Line: Airport/City Center/Beaverton
- MAX Yellow Line: Expo Center/City Center/PSU
- WES Commuter Rail: Wilsonville/Beaverton (All-Zone fare required)
- Portland Streetcar: Northwest Portland/South Waterfront
- Fareless Square (Portland City Center and Lloyd District)
- Park & Ride
- Transit Center

“Keep Portland Weird” is a phrase used around the Trail Blazers’ hometown of Portland, Oregon to remind citizens of the state’s largest city not to forget their strange and eccentric roots.

KEEP PORTLAND WEIRD!

Powell’s City of Books, occupying an entire city block, is the world’s largest independent bookstore.

Portland was a coin flip away from being named Boston.

More Asian elephants (27 to date) have been born in Portland than in any other North American city.

Portland is home to the world’s smallest dedicated park: Mill Ends Park, a mere 24 inches (61 centimeters) across.

Portland and Bend, Oregon are the only cities in the contiguous U.S. with extinct volcanoes in their boundaries.

There is no sales tax in Oregon.


Portland is the beer capital of the world, with 32 breweries inside the city’s limits — that’s more than any other city on the planet. If you count the entire metro area, the number jumps to 38.

Many of the characters in The Simpsons are named after streets and locations in Portland, Simpsons creator Matt Groening’s hometown.

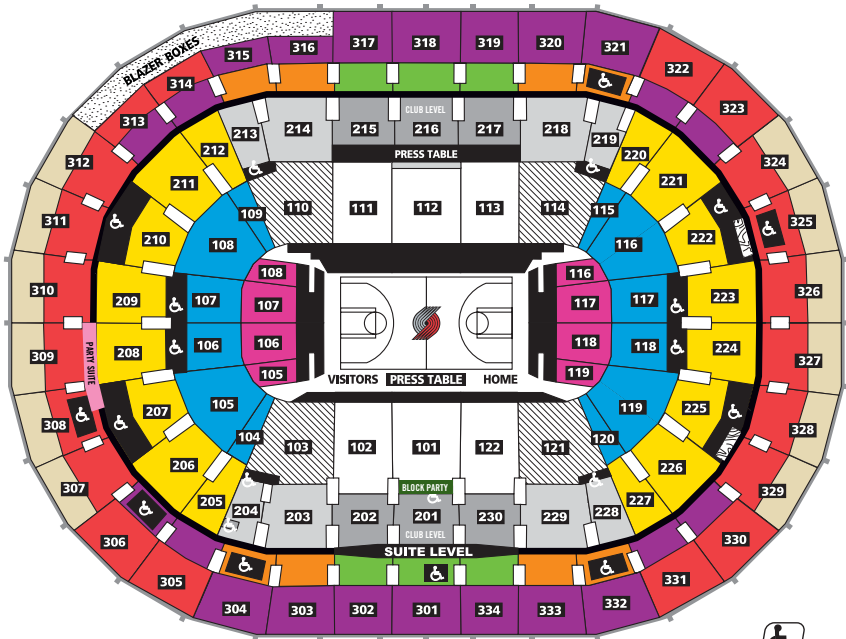
More Portlanders bike to work than anywhere else – 3.5% compared to a national average of 0.4%.

The world’s largest Naked Bike Ride is staged in the Rose City.

Oregon is one of just two states in which residents — and visitors — enjoy the luxury of always having their gas pumped for them. It’s the law!



2009-10 ROSE GARDEN SEATING



Party Suite
CALL FOR DETAILS 503.797.9600

Block Party
CALL FOR DETAILS 503.797.9600

The Rose Garden is accessible to people with disabilities. For Accessible Seating, call 503.797.9600 (TDD) 503.797.9600

ESTIMATED GATE RATE*

\$150 CLUB LEVEL	\$55
\$130 CLUB LEVEL	\$49
\$150	\$39
\$150	\$25
\$125	\$19
\$85	\$9

* Estimated gate rate subject to change based on market conditions.

SECURE YOUR TICKETS
503.797.9600 or trailblazers.com

2009-10 TRAIL BLAZERS SCHEDULE

october 2009

sun	mon	tue	wed	thu	fri	sat
PRE - PRE-SEASON GAMES 10/14 GAME PLAYED AT MEMORIAL COLISEUM				1	2	3
4	5	6 PRE SAC 7:00	7 PRE SAC 7:00	8	9 PRE LAC 7:30	10
11	12	13	14 PRE-MC PHX 7:00	15 PRE UTAH 7:00	16	17
18 PRE DEN 6:00	19	20 PRE UTAH	21	22 PRE PHO 7:00	23	24
25	26	27 HOU 7:00 KGW	28	29 DEN 7:30 TNT	30	31 HOU 5:30 CSN

november 2009

sun	mon	tue	wed	thu	fri	sat
1 OKC 4:00 CSN	2	3 ATL 7:00 CSN	4	5	6 SA 7:30 KGW	7
8 MIN 6:00 CSN	9	10 MEM 5:00 CSN	11 MIN 5:00 CSN	12	13 NO 5:00 CSN	14 CHA 4:00 CSN
15	16 ATL 4:00 CSN	17	18 DET 7:00 CSN	19	20 GS 7:30 KGW	21 MIN 7:00 CSN
22	23 CHI 7:00 CSN	24	25 NJ 7:00 CSN	26	27 MEM 7:00 CSN	28 UTAH 6:00 KGW
29	30					

december 2009

sun	mon	tue	wed	thu	fri	sat
		1 MIA 7:00 KGW	2	3	4	5 HOU 7:00 CSN
6	7 NY 4:30 CSN	8	9 IND 4:00 CSN	10	11 CLE 5:00 CSN	12 MIL 5:30 CSN
13	14	15 SAC 7:00 KGW	16	17 PHO 7:30 TNT	18	19 ORL 4:00 CSN
20 MIA 3:00 CSN	21	22 DAL 5:30 CSN	23 SA 5:30 CSN	24	25 DEN 7:30 KGW	26
27	28 PHI 7:00 CSN	29	30 LAC 7:00 CSN	31		

january 2010

sun	mon	tue	wed	thu	fri	sat
						1
						2 GS 7:00 CSN
3	4 LAC 7:30 CSN	5 MEM 7:00 CSN	6	7	8 LAL 7:00 CSN	9
10 CLE 6:00 KGW	11	12	13 MIL 7:00 CSN	14	15 ORL 7:30 KGW	16
17	18 WAS 10AM CSN	19	20 PHI 4:00 CSN	21	22 BOS 4:30 CSN	23 DET 4:30 CSN
24	25 NO 7:00 CSN	26	27 UTAH 7:00 CSN	28	29 HOU 5:30 CSN	30 DAL 6:00 CSN

february 2010

sun	mon	tue	wed	thu	fri	sat
1 CHA 7:00 CSN	2	3 UTAH 7:30 KGW	4 SA 7:30 TNT	5	6 LAL 7:00 KGW	
7	8	9 OKC 7:00 CSN	10 PHO 6:00 CSN	11	12 ALLSTAR	13 ALLSTAR
14 ALLSTAR	15	16 LAC 7:00 CSN	17	18	19 BOS 7:30 CSN	20
21 UTAH 7:30 CSN	22	23 NJ 4:30 CSN	24 TOR 4:00 CSN	25	26 CHI 5:00 CSN	27 MIN 5:00 CSN
28						

march 2010

sun	mon	tue	wed	thu	fri	sat
1 MEM 5:00 CSN	2	3 IND 7:00 CSN	4	5	6	
7 DEN 7:30 CSN	8	9 SAC 7:00 CSN	10	11 GS 7:30 TNT	12 SAC 7:00 KGW	13
14 TOR 6:00 CSN	15	16	17	18	19 WAS 7:00 CSN	20
21 PHO 7:30 KGW	22	23	24	25 DAL 7:30 TNT	26	27 NO 5:00 CSN
28 OKC 4:00 CSN	29	30	31 NY 7:00 KGW			

april 2010

sun	mon	tue	wed	thu	fri	sat
					1 DEN 7:30 TNT	2
						3 SAC 7:00 CSN
4	5	6	7 LAC 7:30 CSN	8	9 DAL 7:00 CSN	10
11 LAL 12:30 ABC	12 OKC 7:00 CSN	13	14 GS 7:30 KGW	15	16	17

● HOME GAMES

● AWAY GAMES

KGW NewsChannel 8 CSN Comcast SportsNet
TNT National TV ESPN National TV
ABC National TV Visit trailblazers.com for channel listings

• ALL TIMES PACIFIC

• ALL TIMES PM UNLESS OTHERWISE NOTED



Tires **LES SCHWAB**

Define ^{YOUR} Style!



www.LESSCHWAB.com

TIRES | WHEELS | BRAKES | ALIGNMENT
BATTERIES | SUSPENSION

3.5L 365-HORSEPOWER V6*

All-Wheel D

Real Dual Exhaust with chromed exhaust tips

PREMIUM SHO-EXCLUSIVE shocks, spring

ECOBOOST Technology

SR1 Rear Susp

Direct Fuel Injection

Mouth-Wateringlly Flat Torque Curve

350 LB.-FT. OF TORQUE*

Alum

All-Wheel Drive with Engine- and Brake-Activated Traction Control

Twin Turbos

USIVE shocks, springs and stabilizer bars

SR1 Rear Suspension

6-Speed SelectShift Automatic™ transmission with paddle shift activation

TORQUE*

Aluminum pedals

Optional 20-inch aluminum wheels

THE WORLD'S FIRST 365-HP TWIN-TURBO DIRECT-INJECTION V6.
FOR MORE INFORMATION, PRESS ACCELERATOR.



EcoBoost™ technology isn't just smart thinking. It's fast thinking. And it comes to life in a 365-hp®, 3.5L, direct-injection V6 that has all the potency of a V8. We speak car. We speak the all-new Ford Taurus SHO. The most innovative car in America.**

INTRODUCING THE ALL-NEW
TAURUS

Northwest Ford Stores
COMPAREFORD.COM

Proud Sponsor of the Portland Trail Blazers®



Drive one.

*Premium fuel. **Five-passenger large cars equipped with standard and optional driver-centric features.