



2008

WATER CODE SECTION 13385(o)

QUARTERLY ENFORCEMENT REPORT

JUNE 30, 2009 UPDATE



STATE WATER RESOURCES CONTROL BOARD
REGIONAL WATER QUALITY CONTROL BOARDS

“June 30, 2009 Quarterly Update”

Table of Contents

I. Introduction	5
II. Violations of Waste Discharge Requirements	7
NPDES Wastewater	7
NPDES Stormwater	11
Compliance and Enforcement at Federal Facilities	14
III. Summary of Enforcement Actions Taken for Violations	15
NPDES Wastewater	15
NPDES Stormwater	16
IV. Mandatory Minimum Penalties (MMPs) Update	17
<i>Compliance Rates for Major Facilities</i>	24
VI. Recommendations and Actions for Future Reports: UPDATE	25
Appendix A: List of Regional Water Board Offices	26
Appendix B: Listing and Description of Violation Types Used in the CIWQS Data System	27
Appendix C: Types and Classification of Enforcement Actions	28
Appendix D: List of Facilities with Violations Subject to MMP Actions and Violations Receiving Penalties by Regional Board Office January 2000 – June 2009	29

“June 30, 2009 Quarterly Update”

List of Figures

Figure 1: NPDES Wastewater MMP Violations 2000-2008 _____	18
Figure 2: Distribution of Facilities by Number of MMP Violations _____	21
Figure 3: NPDES Wastewater MMP Effluent Violations 2000-2008 by Enforcement Type _____	22
Figure 4: NPDES Wastewater Late Report Serious Violations 2004-2008 with Level of Enforcement Received _____	23
Figure 5: Number of NPDES Wastewater Major Facilities 2000-2008. Compliance Rates _____	24

List of Tables

Table 1: NPDES Wastewater Permits by Category and Regional Office _____	7
Table 2: Number of Violations of NPDES Wastewater Permits 2 _____	8
Table 3: Number of Violations per Wastewater Facility for 2008 _____	8
Table 4: NPDES Wastewater Violations by Category for 2008 _____	9
Table 5: NPDES Stormwater Permittees by Permit Type and Regional Office _____	12
Table 6: Number of Violations of NPDES Stormwater Permits 2000 to 2008 _____	12
Table 7: NPDES Stormwater Violations by Category for 2008 _____	13
Table 8: Federal Facilities Regulated Under the NPDES Program by Region _____	14
Table 9: NPDES Wastewater Violations Compared to Completed Enforcement Actions _____	15
Table 10: NPDES Stormwater Violations Compared to Completed Enforcement Actions _____	16
Table 11: Status of Violations Subject to MMPs from January 2000 to June 2009 _____	17
Table 12: Status of Violations Subject to MMPs from January 2000 to June 2009 _____	19
Table 13: Facilities with MMP Violations and Pending Enforcement Actions January 2000 to June 2009 _____	20

“June 30, 2009 Quarterly Update”

Acronyms

ACL	Administrative Civil Liability
CAA	(State Water Pollution) Cleanup and Abatement Account
Cal EPA	California Environmental Protection Agency
CAFO	Concentrated Animal Feeding Operations
CAO	Cleanup and Abatement Order
CDO	Cease and Desist Order
CIWQS	California Integrated Water Quality System
CTR	California Toxics Rule
CWA	Clean Water Act
DA	District Attorney
EO	Executive Officer
LID	Low-Impact Development
MMP	Mandatory Minimum Penalties
MS4	Municipal Separate Storm Sewer System
NPDES	National Pollutant Discharge Elimination System
NPS	Non-Point Source
NOV	Notice of Violation
O&M	Operations & Maintenance
OE or Office	Office of Enforcement
PCS	Permit Compliance System
PY	Personnel Year
POTW	Publicly Owned Treatment Works
PUD	Public Utilities District
QA/QC	Quality Assurance/Quality Control
RCRA	(Federal) Resource, Conservation, and Recovery Act
SEP	Supplemental Environmental Project
SIC	Standard Industrial Classification
SIU	Special Investigations Unit
SMCRA	Surface Mining Control and Reclamation Act
SMR	Self-Monitoring Report
SSMP	Sewer System Management Plan
SSO	Sanitary Sewer Overflow
TSO	Time Schedule Order
US EPA	U.S. Environmental Protection Agency
UST	Underground Storage Tanks
Water Boards	State and Regional Water Boards
WDR	Waste Discharge Requirements
WQBEL	Water Quality Based Limitation
WWTP	Wastewater Treatment Plant

“June 30, 2009 Quarterly Update”

I. Introduction

This report addresses violations of Waste Discharge Requirements (WDRs) for discharges to surface water during calendar year 2008. Discharges to surface water are issued a combined WDR/NPDES permit. This report updates the tables and figures presented in the Annual 13385 (o) report with data populated in CIWQS as of June 30, 2009 and does not include an analysis of the effectiveness of enforcement policies.

The [NPDES Permit Program](#) controls water pollution by regulating point sources that discharge pollutants into waters of the United States. Point sources are discrete conveyances such as pipes or man-made ditches. Typical point source discharges include discharges from: municipalities or publicly owned treatment works (POTWs), industrial facilities, and urban areas regulated under the Storm Water Program. The NPDES program is delegated to the State Water Board in accordance with the United States Environmental Protection Agency’s approval, and is implemented through Chapter 5.5 of the California Water Code.

The State and Regional Water Boards administer the NPDES program. The nine Regional Water Boards lie within different watersheds and are as follows (see [Appendix A](#) for map and details):

- Region 1 – [North Coast Regional Water Board](#)
- Region 2 – [San Francisco Bay Regional Water Board](#)
- Region 3 – [Central Coast Regional Water Board](#)
- Region 4 – [Los Angeles Regional Water Board](#)
- Region 5 – [Central Valley Regional Water Board](#) (With Offices in Redding [5R], Sacramento [5S] and Fresno [5F])
- Region 6 – [Lahontan Regional Water Board](#) (With offices in South Lake Tahoe [6A] and Victorville [6B])
- Region 7 – [Colorado River Basin Regional Water Board](#)
- Region 8 – [Santa Ana Regional Water Board](#)
- Region 9 – [San Diego Regional Water Board](#)

California Water Code, Chapter 5.5 implements provisions of the federal Water Pollution Control Act and establishes a regulatory program for discharges to surface water. This report summarizes information regarding violations of waste discharge requirements to surface waters pursuant to Water Code, Chapter 5.5, Section 13385(o), and enforcement actions taken by the State and Regional Water Quality Control Boards (Water Boards) in response to those violations.

“June 30, 2009 Quarterly Update”

California Water Code Section 13385(o)

The state board shall continuously report and update information on its Internet Web site, but at a minimum, annually on or before January 1, regarding its enforcement activities. The information shall include all of the following:

- (1) A compilation of the number of violations of waste discharge requirements in the previous calendar year, including stormwater enforcement violations.
- (2) A record of the formal and informal compliance and enforcement actions taken for each violation, including stormwater enforcement actions.
- (3) An analysis of the effectiveness of current enforcement policies, including mandatory minimum penalties.

This is the second quarterly update of the 2008 13385(o) report to meet the requirements to continuously report and update the information. This report only completes and updates the information provided in the 2008 13385(o) report and include only the updates of the information previously reported. Only when the new data requires additional explanation or, the new information suggest changes in the conclusions, analysis and recommendations additional analysis is provided. This report and the supporting metadata are available at the Water Board's Internet Web site.

The Water Boards use the California Integrated Water Quality System (CIWQS) database to track violations and the resulting enforcement actions. The CIWQS database contains information on violations and enforcement actions that have occurred since July 1, 1999.

Most of the tables in this report are available for continuous public use through the State Water Board's Internet site. Use of live, public reports allows the public access to violation and enforcement data from all dischargers regulated by the Water Boards, and gives the user control over how to sort and filter this data to meet specific information needs. These public reports can be found on the Water Board's Web site at: http://www.waterboards.ca.gov/water_issues/programs/ciwqs/publicreports.shtml.

“June 30, 2009 Quarterly Update”

II. Violations of Waste Discharge Requirements

This section presents a compilation of the number of violations of waste discharge requirements in the previous year.

NPDES Wastewater

Wastewater facilities discussed in this report are those facilities that are permitted to discharge pollutants to surface waters and include sewage treatment plants, food processors, oil refineries, power plant cooling waters, pulp and paper mills, mining operations, fish hatcheries, etc. As of June 30, 2009 there are 1,984 active wastewater facilities regulated by [NPDES](#) waste discharge requirements in California. These facilities are divided into two categories:

- Major facilities – Facilities with an average daily discharge greater than 1 million gallons per day or those that pose a high degree of threat to water quality;
- Minor facilities – Facilities with an average daily flow less than 1 million gallons per day and that have a lower threat to water quality.

The waste discharge requirements (“NPDES permits” or “permits”) are issued as individual permits or as general permits. Dischargers eligible for coverage under a general permit must enroll and agree to comply with the conditions of the general permit. A summary of active NPDES facilities by category and Regional Water Board is shown in Table 1.

Table 1: NPDES Wastewater Permits by Category and Regional Office

Regional Offices	Major Facilities	Minor Facilities		Total
	Individual Permits	General Permit Enrollees	Individual Permits	
1	13	19	31	63
2	55	186	31	272
3	23	69	20	112
4	47	443	76	566
5F	7	17	24	48
5R	13	20	53	86
5S	38	131	56	225
6A	1	7	4	12
6B	2	8	5	15
7	9	39	16	64
8	20	350	18	388
9	36	75	22	133
Total	264	1,364	356	1,984

Table 2 lists the total number of violations of NPDES permits by Regional Water Board office for each of the past nine years. The table shows a generally consistent number of

“June 30, 2009 Quarterly Update”

violations statewide although this does not track for all of the Regional Water Board offices. The increase in the number of violations from the year 2003 is in part explained by increased diligence in recording violations.

Table 2: Number of Violations of NPDES Wastewater Permits 2

Regional Offices	2000	2001	2002	2003	2004	2005	2006	2007	2008
1	919	619	420	442	671	442	340	233	350
2	494	511	311	270	283	235	328	225	193
3	350	387	305	214	413	407	422	476	138
4	2,182	2,508	2,622	2,999	2,649	2,258	3,033	2,754	1,977
5F	244	220	499	424	288	224	269	296	152
5R	226	94	103	74	81	140	160	106	51
5S	1,035	768	958	888	1,571	2,284	2,259	1,898	2,256
6A	10	11	22	8	8	4	1	5	7
6B	5	10	21	25	22	13	128	46	57
7	148	207	229	334	176	194	275	307	355
8	460	304	201	111	221	244	164	128	137
9	557	221	160	255	652	220	372	370	216
Total	6,630	5,860	5,851	6,044	7,035	6,665	7,751	6,844	5,889

Table 3 provides a comparison of the average number of violations per facility in violation.

Table 3: Number of Violations per Wastewater Facility for 2008

Regional Office	NPDES Facilities	Facilities with 1-25 violations during 2008	Facilities with more than 25 violations during 2008	Total Violations	Average Number of Violations per facility in violation
1	63	21	2	350	15.22
2	272	46	0	193	4.20
3	112	20	1	138	6.57
4	566	276	10	1,977	6.91
5F	48	18	1	152	8.00
5R	86	23	0	51	2.22
5S	225	56	17	2,256	30.90
6A	12	4	0	7	1.75
6B	15	3	1	57	14.25
7	64	15	4	355	18.68
8	388	30	0	137	4.57
9	133	9	3	216	18.00
Total	1,984	521	39	5,889	Average: 10.94

“June 30, 2009 Quarterly Update”

The data in Table 3 indicates an uneven distribution of the average number of violations per facility among the different Regional Water Board offices. The reasons for this variability include differences in facility-specific requirements, differences in Regional Water Board office processes, the priority assigned to report review and data entry, and the differences in rates of compliance among dischargers.

A breakdown of the violation types and the number of violations identified as priority violations is presented in Table 4. A more detailed description of each violation category is provided in [Appendix B](#). Violations vary from not submitting monitoring reports on time to acute toxicity violations. The Water Boards identify priority violations based on criteria identified in the [Water Quality Enforcement Policy](#)¹. A priority violation represents a greater threat to water quality than other violations. Forty eight percent of NPDES wastewater violations have been identified as priority violations.

It is important to note that the term “priority” violation used in this context is different than “serious” violations discussed in the following section on mandatory minimum penalties. The term “serious” violation is defined in sections 13385(h) and 13385.1 of the California Water Code. All “serious” violations are considered priority violations, but not all priority violations are “serious” violations.

Table 4: NPDES Wastewater Violations by Category for 2008

Description of Violation Category (See Appendix B)	Non-Priority Violations	Priority Violations	Total	% of Total
Category 1 Pollutant	1,064	832	1,896	32%
Reporting	884	1,003	1,887	32%
Category 2 Pollutant	140	543	683	12%
Effluent	505	140	645	11%
Other Requirement	230	8	238	4%
Monitoring	144	39	183	3%
BMP	85	8	93	2%
Unauthorized Discharge	90	1	91	2%
OEV	62	2	64	1%
Surface Water	32	10	42	1%
Acute Toxicity	35	0	35	1%
Chronic Toxicity	6	9	15	0%
Sanitary Sewer Overflow	12	1	13	0%
Other	3	0	3	0%
Failure to Pay Fees	0	1	1	0%
Total	3,292	2,597	5,889	100%

¹ Resolution No. 2002-0040 <http://www.waterboards.ca.gov/plnspols/docs/wqep.doc>

“June 30, 2009 Quarterly Update”

“June 30, 2009 Quarterly Update”

NPDES Stormwater

The [Stormwater Program](#) has five categories of dischargers subject to the federal Stormwater permit requirements. At the time of this report, nearly 30,000 facilities or permittees are regulated by NPDES stormwater permits in California. Below is a brief description of the five categories:

- **Industrial Activities** – The Industrial Storm Water General Permit Order 97-03-DWQ ([General Industrial Permit](#)) is an NPDES permit that regulates discharges associated with 10 broad categories of industrial activities other than construction. In general, discharges from manufacturing, transportation, and recycling facilities are subject to this permit.
- **Construction Activities** – Dischargers whose projects disturb one or more acres of soil or are part of a larger common plan of development or sale are required to obtain coverage under the General Permit for Discharges of Storm Water Associated with Construction Activity ([Construction General Permit - CGP - Order No. 99-08-DWQ](#)). Construction activity subject to this permit includes clearing, grading and disturbances to the ground such as stockpiling, or excavation, but does not include regular maintenance activities performed to restore the original line, grade or capacity of the facility. Typical CGP permit coverage lasts about 1 year, so this permit program sees a lot of turnover. Because construction activities are temporary and the most prevalent pollutant problem is sediment discharges, the State Water Board has adopted this permit separate from the General Industrial Permit.
- **Linear Stormwater Facilities** – Underground/Overhead Projects disturbing at least 1 acre but less than 5 acres (including trenching and staging areas) are covered by the Statewide General Permit for Storm Water Discharges Associated with Construction Activity from Small Linear Underground/Overhead Projects ([Small LUP General Permit](#))
- **Municipal Stormwater Phase I Facilities** – The Municipal Storm Water Permits regulate storm water discharges from municipal separate storm sewer systems (MS4s). Under [Phase I](#), which began in 1990, the Regional Water Boards have issued NPDES MS4 permits to permittees serving populations greater than 100,000 people. Many of these permits are issued to a group of co-permittees encompassing an entire metropolitan area.
- **Municipal Stormwater Phase II Facilities** – Under [Phase II](#), the State Water Board adopted a General Permit for the Discharge of Storm Water from Small MS4s (WQ Order No. 2003-0005-DWQ) to provide permit coverage for smaller municipalities (10,000 to 100,000 people), including non-traditional small MS4s which are governmental facilities such as military bases, public campuses, prisons and hospital complexes.

Stormwater permits are generally issued as individual permits to the Phase 1 MS4s and as general permits to the other categories. Dischargers eligible for coverage under a general permit must enroll and agree to comply with the conditions of the general permit.

“June 30, 2009 Quarterly Update”

A summary of active NPDES stormwater facilities by category and Regional Water Board is shown in Table 5.

Table 5: NPDES Stormwater Permittees by Permit Type and Regional Office

Regional Offices	Construction	Industrial	Municipal	Total
1	422	355	20	797
2	1,841	1,420	102	3,363
3	902	408	24	1,334
4	2,815	2,952	100	5,867
5F	1,258	576	25	1,859
5R	433	201	6	640
5S	2,727	1,166	60	3,953
6A	294	66	12	372
6B	808	178	5	991
7	623	166	14	803
8	3,483	1,621	72	5,176
9	2,379	754	74	3,207
Total	17,985	9,863	514	28,362

Table 6 lists the number of violations of NPDES stormwater permits by Regional Water Board office for the past nine years.

Table 6: Number of Violations of NPDES Stormwater Permits 2000 to 2008

Regional Offices	2000	2001	2002	2003	2004	2005	2006	2007	2008
1	70	63	52	89	13	4	5	87	101
2	139	18	104	65	5	8	7	297	259
3	19	29	96	30	202	456	63	60	62
4	263	1,263	1,243	923	576	293	229	143	235
5F	13	5	6	9	105	309	250	13	179
5R	65	25	128	28	153	51	84	72	74
5S	185	46	58	212	403	521	548	378	384
6A	24	32	72	51	78	43	84	25	19
6B	46	74	15	1	0	2	9	10	32
7	52	11	21	0	50	2	1	43	0
8	553	742	390	268	295	502	319	450	356
9	166	300	602	405	390	163	150	203	191
Total	1,595	2,608	2,787	2,081	2,270	2,354	1,749	1,781	1,892

“June 30, 2009 Quarterly Update”

A breakdown of the storm water violations by violation type is shown in Table 7. Approximately, 16 percent of NPDES stormwater violations have been identified as priority violations.

Table 7: NPDES Stormwater Violations by Category for 2008

Description of Violation Category (See Appendix B)	Non-Priority Violations	Priority Violations	Total	% of Total
Reporting	902	212	1,114	59%
BMP	406	29	435	23%
SWPPP	114	9	123	7%
Other Requirement	57	29	86	5%
Unauthorized Discharge	70	12	82	4%
Monitoring	10	12	22	1%
Failure to Pay Fees	8	2	10	1%
OEV	7	0	7	0%
Stormwater Non-filer	5	1	6	0%
Sanitary Sewer Overflow	5	0	5	0%
Effluent	1	0	1	0%
Category 2 Pollutant	0	1	1	0%
Total	1,585	307	1,892	100%

Most of the violations documented in the stormwater program are reporting violations. Most violations, other than reporting, in the stormwater program are discovered through site inspections. Ensuring compliance with stormwater NPDES permit requirements for the nearly 30,000 permitted stormwater activities require a large field presence.

“June 30, 2009 Quarterly Update”

Compliance and Enforcement at Federal Facilities

Federal facilities include facilities owned or operated by the federal government. These include national parks, Department of Energy facilities, Department of Defense (DOD) facilities, etc.

DOD facilities fall under one of the following three categories:

- Active bases where the military currently conducts operations,
- Base Realignment and Closure (BRAC) installations which are being cleaned up and prepared for transfer to communities and to other federal, state, and local agencies, and
- Formerly Used Defense Sites (FUDS) which are properties that DOD once owned, operated or leased.

Table 8: Federal Facilities Regulated Under the NPDES Program by Region

Regional Offices	Federal Facilities Regulated Under the NPDES Construction Stormwater Program	Federal Facilities Regulated Under the NPDES Industrial Stormwater Program	Federal Facilities Regulated Under the NPDES Wastewater Program	Total
1	6	0	2	8
2	49	26	5	80
3	36	7	0	43
4	23	21	5	49
5F	23	4	2	29
5R	16	1	3	20
5S	50	10	11	71
6A	11	2	0	13
6B	17	4	0	21
7	30	3	5	38
8	16	11	6	33
9	93	19	8	120
Total	370	108	47	525

“June 30, 2009 Quarterly Update”

III. Summary of Enforcement Actions Taken for Violations

This section presents information on formal and informal compliance and enforcement actions taken for each violation.

NPDES Wastewater

Enforcement actions taken in response to violations include both informal and formal actions. An informal enforcement action is any enforcement action taken by Water Board staff that is not defined in statute, such as staff letters and notices of violation. Formal enforcement actions are statutorily recognized actions to address a violation or threatened violation such as Cleanup and Abatement Orders. [Appendix C](#) describes the enforcement options used by the Water Boards.

Table 9: NPDES Wastewater Violations Compared to Completed Enforcement Actions

Regional Offices	2005			2006			2007			2008		
	Total Violations	w/ Enforcement	% w/ Enforcement	Total Violations	w/ Enforcement	% w/ Enforcement	Total Violations	w/ Enforcement	% w/ Enforcement	Total Violations	w/ Enforcement	% w/ Enforcement
1	442	301	68%	340	258	76%	233	154	66%	350	246	70%
2	235	181	77%	328	216	66%	225	125	56%	193	56	29%
3	407	256	63%	422	127	30%	476	171	36%	138	31	22%
4	2,258	889	39%	3,033	1,565	52%	2,754	1,545	56%	1,977	669	34%
5F	224	150	67%	269	180	67%	296	115	39%	152	102	67%
5R	140	114	81%	160	126	79%	106	89	84%	51	40	78%
5S	2,284	1,927	84%	2,259	2,038	90%	1,898	1,798	95%	2,256	1,747	77%
6A	4	3	75%	1	1	100%	5	1	20%	7	2	29%
6B	13	9	69%	128	116	91%	46	25	54%	57	15	26%
7	194	176	91%	275	272	99%	307	302	98%	355	352	99%
8	244	151	62%	164	101	62%	128	106	83%	137	39	28%
9	220	190	86%	372	358	96%	370	260	70%	216	133	62%
Total	6,665	4,347	65%	7,751	5,358	69%	6,844	4,691	69%	5,889	3,432	58%

Table 9 shows the number of violations recorded from 2005 to 2008. It also lists the number of violations for which there is a completed enforcement action entered in CIWQS (enforcement is still pending for some, but not all, of these violations). The percentages at the bottom of the table show each violation category as a percentage of the total number of violations and the percentage of violations linked to an enforcement action. While the Water Boards' enforcement authorities are significant, resource levels generally preclude enforcement against every violation. The appropriate level of enforcement response is described in the Water Board's [enforcement policy](#).

As noted, there can be a significant lag in the time between the discovery and reporting of a violation, and the resulting enforcement action. This is due to available staffing and

“June 30, 2009 Quarterly Update”

the time it takes to pursue enforcement, particularly for complex enforcement cases. Also, minor violations may be resolved before enforcement is taken. As a result, the percentage of violations where enforcement has been taken is lower for more recent violations, and tends to increase as time goes by and additional actions are taken for past violations. The data for 2008 will likely change significantly since not all violations have yet been recorded for 2008.

NPDES Stormwater

Table 10 shows the number of stormwater violations for the last four years. It also lists the number of stormwater violations addressed by enforcement actions. The percentages at the bottom of the table show the total number of violations receiving enforcement as a percent of the total number of violations.

Table 10: NPDES Stormwater Violations Compared to Completed Enforcement Actions

Regional Offices	2005			2006			2007			2008		
	Total Violations	w/ Enforcement	% w/ Enforcement	Total Violations	w/ Enforcement	% w/ Enforcement	Total Violations	w/ Enforcement	% w/ Enforcement	Total Violations	w/ Enforcement	% w/ Enforcement
1	4	0	0%	5	5	100%	87	84	97%	101	92	91%
2	8	4	50%	7	6	86%	297	288	97%	259	246	95%
3	456	453	99%	63	61	97%	60	55	92%	62	54	87%
4	293	277	95%	229	204	89%	143	132	92%	235	234	100%
5F	309	295	95%	250	245	98%	13	12	92%	179	168	94%
5R	51	49	96%	84	83	99%	72	70	97%	74	71	96%
5S	521	509	98%	548	536	98%	378	361	96%	384	373	97%
6A	43	18	42%	84	77	92%	25	11	44%	19	10	53%
6B	2	1	50%	9	0	0%	10	8	80%	32	14	44%
7	2	2	100%	1	1	100%	43	42	98%	0	0	NA
8	502	452	90%	319	272	85%	450	422	94%	356	333	94%
9	163	133	82%	150	114	76%	203	181	89%	191	171	90%
Total	2,354	2,193	93%	1,749	1,604	92%	1,781	1,666	94%	1,892	1,766	93%

Table 10 shows a very high enforcement response rate, much higher than in Table 9 for wastewater reporting. This is due in part to the fact that these violations are often entered into the database at the same time the enforcement action is entered into the database.

“June 30, 2009 Quarterly Update”

IV. Mandatory Minimum Penalties (MMPs) Update

Summary of MMP Violations and MMP Enforcement Actions

According to the CIWQS database, 24,487 MMP violations occurred between January 1, 2000 and June 30, 2009. Of these, 18,550 (76 percent) are recorded as having received a minimum or greater penalty. Some portion of the reported effluent violations may qualify for statutory exemptions.

Table 11 shows the number of violations that have been identified by each Regional Water Board office by violation type. [Appendix D](#) provides a list of every facility with violations subject to mandatory minimum penalties.

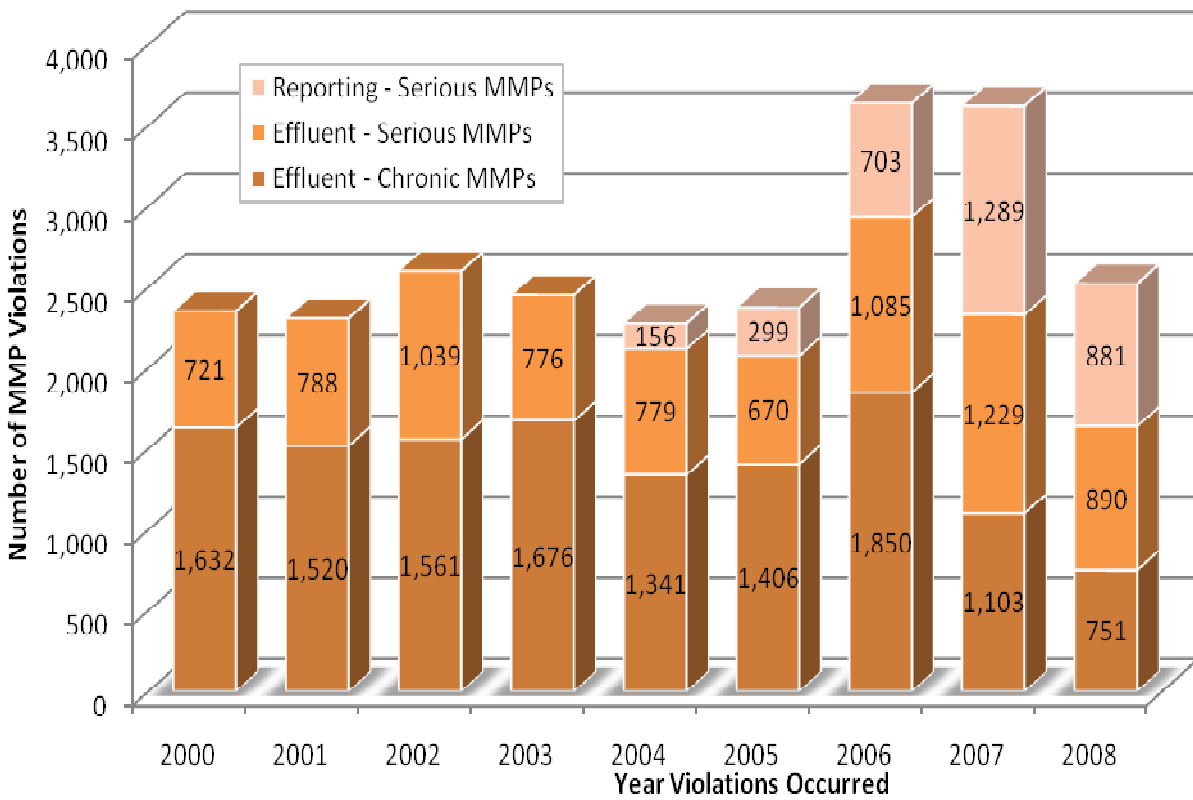
Table 11: Status of Violations Subject to MMPs from January 2000 to June 2009

Regional Offices	Effluent		Reporting	Total
	Chronic MMPs	Serious MMPs	Serious MMPs	
1	912	568	140	1,620
2	882	829	1	1,712
3	555	264	1	820
4	4,225	3,078	1,798	9,101
5F	911	233	59	1,203
5R	130	52	1	183
5S	3,091	2,133	1,422	6,646
6B	159	15	0	174
7	694	406	0	1,100
8	900	133	3	1,036
9	501	391	0	892
Total	12,960	8,102	3,425	24,487

“June 30, 2009 Quarterly Update”

Figure 1 shows MMP violations since 2000 by violation type. We see a variation through the years. There is significant increase in the count of violations in 2006 due to the greater emphasis on documentation of serious violations for late reports, especially within the Los Angeles Regional Water Board as a result of implementation of the statewide initiative for MMP enforcement. MMPs for late reports began in 2004 with the addition of section 13385.1.

Figure 1: NPDES Wastewater MMP Violations 2000-2008



“June 30, 2009 Quarterly Update”

Table 12 shows the number of violations that are being addressed through the enforcement process by Regional Water Board office.

Table 12: Status of Violations Subject to MMPs from January 2000 to June 2009

Regional Offices	MMPs Addressed with Administrative Civil Liability (1)	MMPs Resolved with Court Order	MMPs Addressed with Expedited Payment Offer (2)	Violations without Completed MMP Enforcement	% Without	Total
1	1,520	0	14	86	5%	1,620
2	1,425	0	67	220	13%	1,712
3	614	22	75	109	13%	820
4	1,821	3,031	3,520	729	8%	9,101
5F	1,169	0	0	34	3%	1,203
5R	173	0	0	10	5%	183
5S	5,997	7	0	642	10%	6,646
6A	0	0	0	0	NA	0
6B	99	0	0	75	43%	174
7	870	0	0	230	21%	1,100
8	938	0	0	98	9%	1,036
9	836	28	0	28	3%	892
Total	15,462	3,088	3,676	2,261	9%	24,487

- (1) MMP Addressed with ACL" which includes both pending ACL activities triggered by a complaint and completed ACL activities resolved with an ACL order or settlement.
- (2) Expedited payment offer issued under the 2008 MMP initiative. The term "addressed" means that some action has been initiated regarding the MMP violation, not that the violation has been resolved.

“June 30, 2009 Quarterly Update”

Table 13 lists the number of facilities in each Regional Water Board office that have one or more MMP violations, the number of facilities for which MMPs have been issued for all MMP violations, and the number of facilities that would require at least one enforcement action to cover any outstanding MMP violations. As shown, 282 or more enforcement actions would be necessary to cover the 2,261 violations remaining subject to MMPs. This is a significant improvement from the 491 actions needed at the beginning of calendar year 2008.

**Table 13: Facilities with MMP Violations and Pending Enforcement Actions
January 2000 to June 2009**

Regional Offices	Facilities with all MMP penalties issued	Facilities with pending MMP penalties	Total
1	23	10	33
2	38	30	68
3	15	14	29
4	203	110	313
5F	16	6	22
5R	13	5	18
5S	44	78	122
6A	0	0	0
6B	1	2	3
7	2	19	21
8	12	6	18
9	22	2	24
Total	389	282	671

“June 30, 2009 Quarterly Update”

Figure 2 displays the distribution of facilities by the number of MMP violations with and without completed enforcement. The numbers indicate that of the 671 facilities that incurred in MMP violations, 375 or 56% have incurred ten or fewer MMP violations, and 105 facilities or 15% have more than fifty MMP violations each.

Figure 2: Distribution of Facilities by Number of MMP Violations

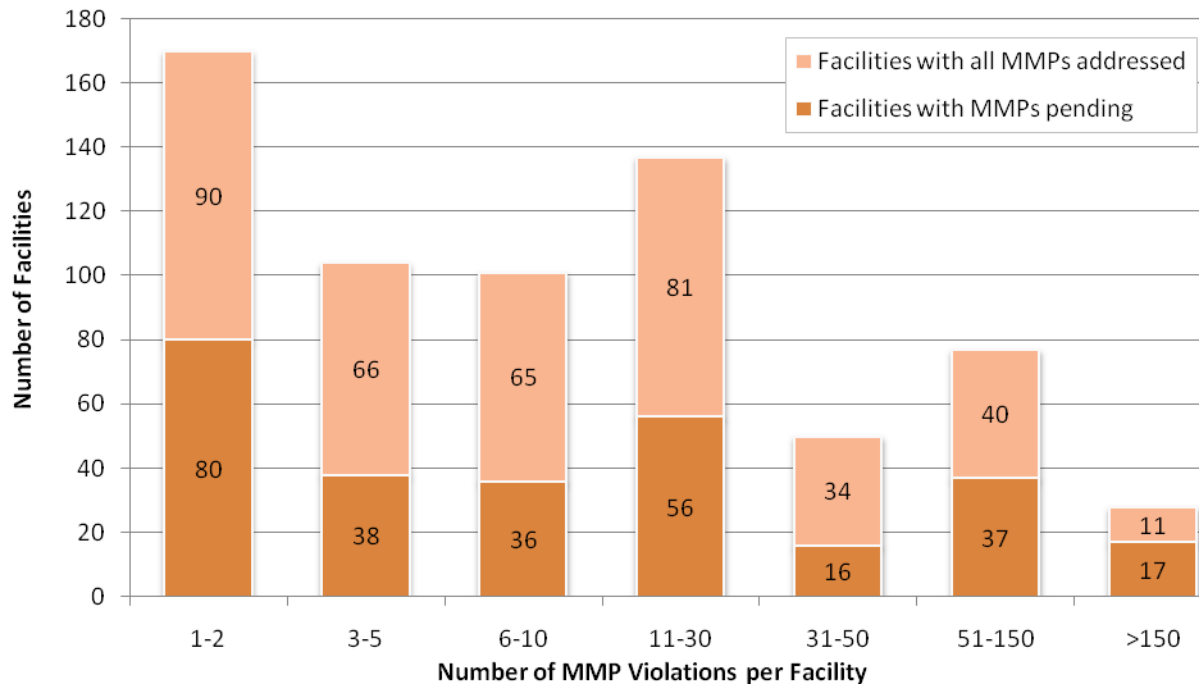


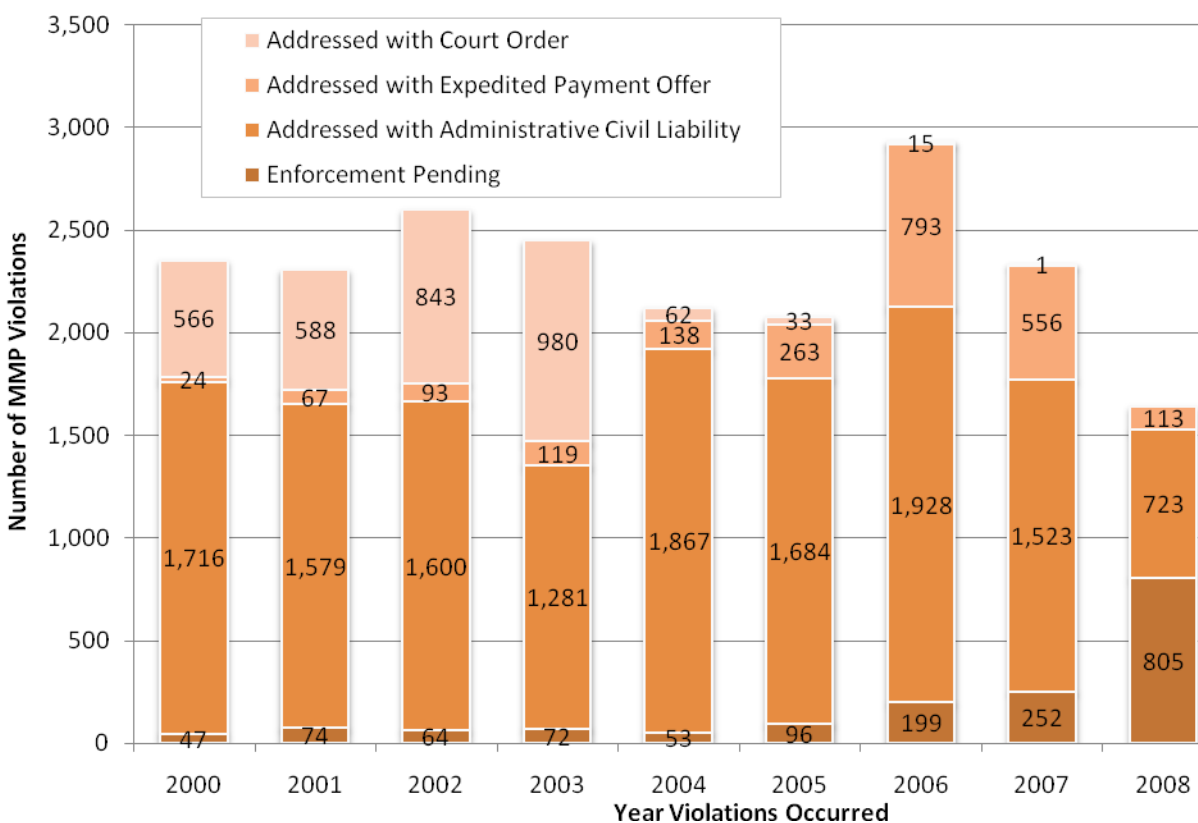
Figure 2 also reveals that the percentage of facilities with all MMPs addressed varies depending on the number of MMP violations per facility.

“June 30, 2009 Quarterly Update”

Enforcement of Mandatory Minimum Penalties on Effluent Violations

Early trends in MMP violations indicated an overall reduction in the number of violations at NPDES facilities. We believed that the reduction was partly a result of increased compliance due to the deterrent effect of MMPs. Data for 2003 and 2004 showed an increase in violations, but we believe this is partly due to an increased emphasis on recording and collecting these mandatory penalties. Additionally, the introduction of MMPs for reporting violations in 2004 put a greater emphasis on reviewing and tracking all such reports. The Regional Water Boards generally prioritize MMP issuance to facilities with greater compliance problems because of the staff costs associated with issuing ACLs. While MMPs were intended to be a streamlined process for penalty issuance, these penalties are often challenged by dischargers and can consume as much staff time as an ordinary ACL complaint assessing discretionary penalties.

Figure 3: NPDES Wastewater MMP Effluent Violations 2000-2008 by Enforcement Type



“June 30, 2009 Quarterly Update”

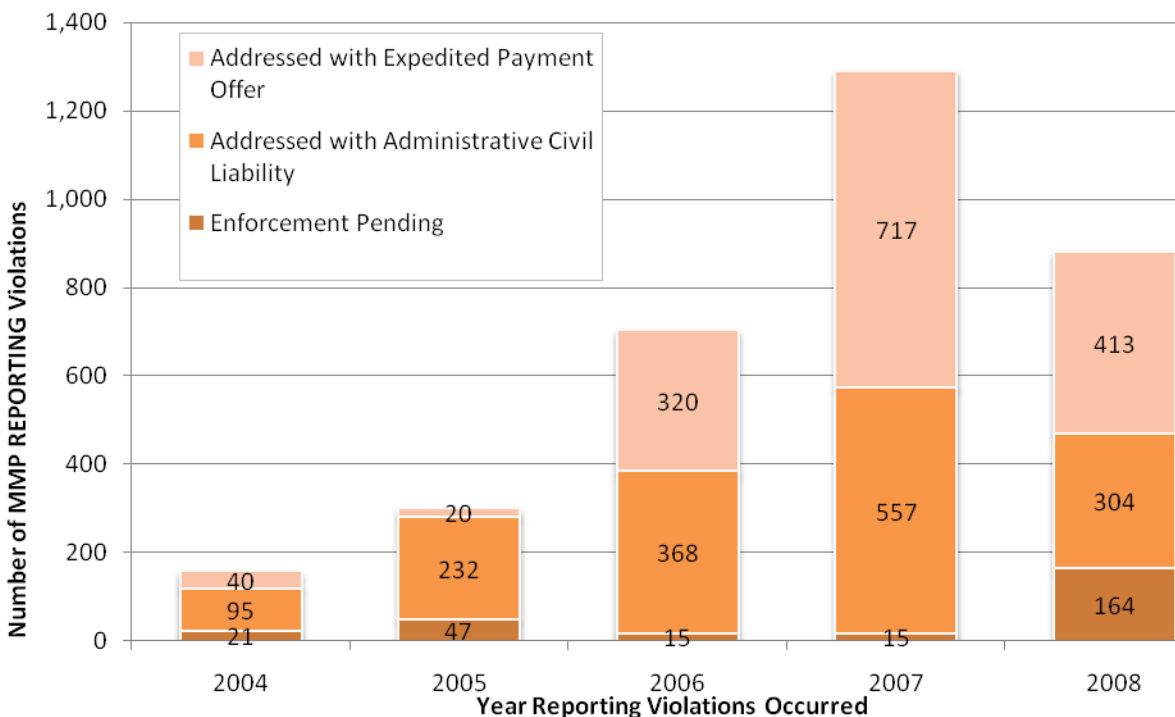
Enforcement of Mandatory Minimum Penalties on Serious Late Reporting Violations

Prompt and complete submission of self monitoring reports is a priority for the Water Boards because monitoring reports are the main instrument to ensure compliance with effluent limits and monitoring requirements in NPDES permits.

Compliance rates for reporting violations vary significantly among regions and type of dischargers. Typically most major dischargers submit their monitoring reports on time.

Figure 4 displays the distribution and number of reporting violations over time and with the level of enforcement received.

Figure 4: NPDES Wastewater Late Report Serious Violations 2004-2008 with Level of Enforcement Received

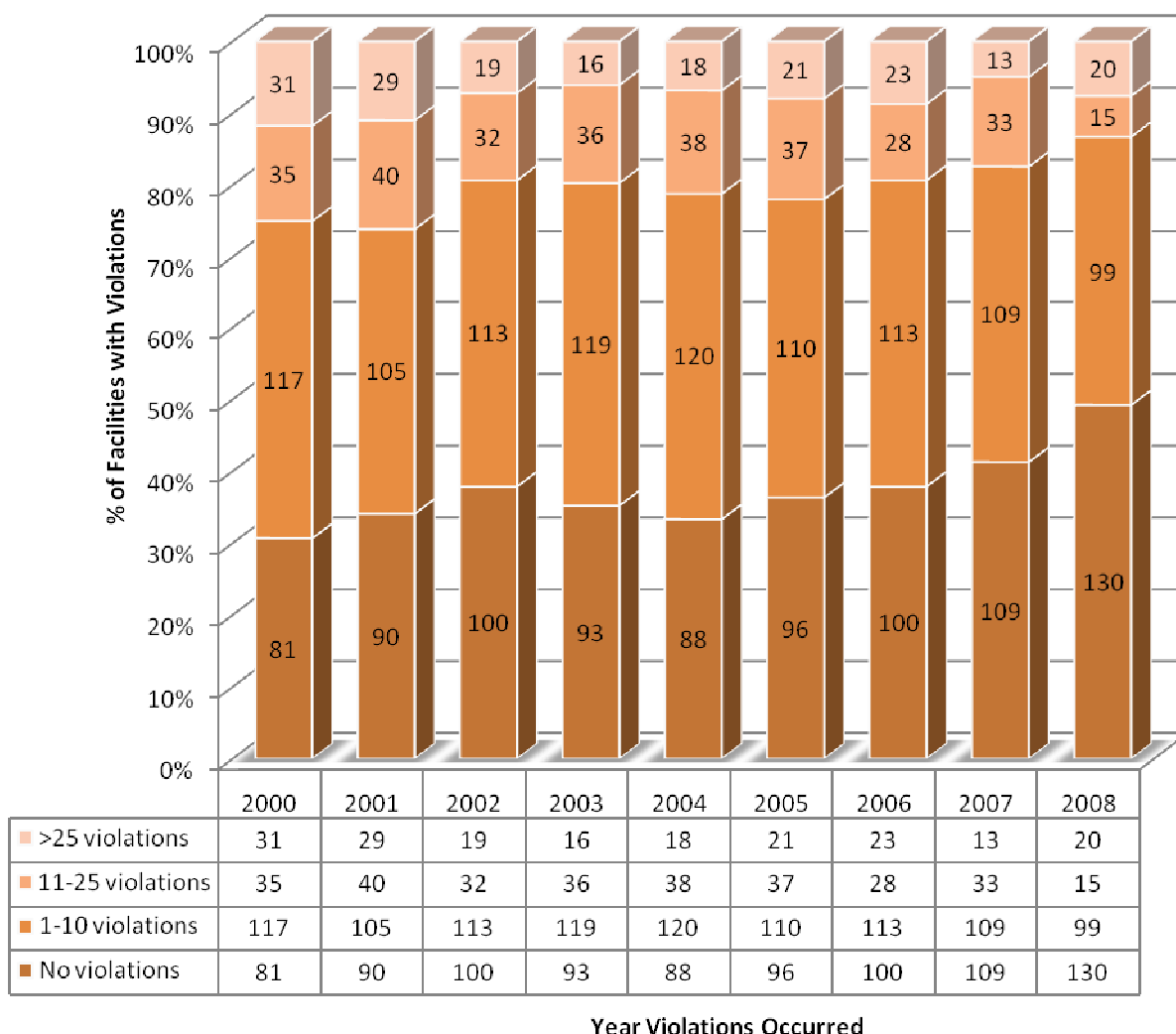


“June 30, 2009 Quarterly Update”

Compliance Rates for Major Facilities

One of the most important performance measures for the Water Board’s enforcement program is the compliance rate with requirements. Of special significance, because of their threat to water quality is the compliance rate for NPDES Wastewater Major Facilities. Figure 5 shows that compliance rates among Major NPDES wastewater facilities are improving overtime. Not only has the total number of Major facilities with violations recorded been reduced but the number of facilities with more than 25 violations during the year has seen a significant reduction, going from 31 in the year 2000 to only 13 in 2007 and 20 in 2008. Figure 5 displays the distribution of the number of NPDES major facilities with no violations, the number of facilities with one to 10 violations, the number of facilities with 11 to 25 violations and the number of facilities with more than 25 violations.

Figure 5: Number of NPDES Wastewater Major Facilities 2000-2008. Compliance Rates



“June 30, 2009 Quarterly Update”

VI. Recommendations and Actions for Future Reports: UPDATE

- To improve data quality and consistency in data entry, the Office of Enforcement is planning an enforcement data project to identify and prepare a plan of correction to address all issues related to enforcement data.

Update: On February 18 the State Water Board sponsored an Enforcement Data Summit to discuss with the regional board enforcement coordinators and CIWQS coordinators the data gaps and data needs. The group will meet and discuss enforcement related data issues on a quarterly basis.

- The Office of Enforcement will prepare a comprehensive report on the 2008 Statewide Initiative for MMP Enforcement.

Update: The report is now available at <http://www.waterboards.ca.gov/>

- Update information to meet the requirements of sections 13385(o)(1) and 13385(o)(2) on a quarterly basis.

Update: This report is currently being updated quarterly and a process to streamline the necessary data is in place.

- Conduct an analysis of the effectiveness of current enforcement policies, including mandatory minimum penalties by individual regional board office.

Update: A plan to meet this requirement is under development.

- Develop measures to evaluate the impact of mandatory minimum penalties on compliance, deterrence and recidivism.

Update: A set of measures is under development.

- Develop the necessary tracking systems to measure the environmental benefits gained as a result of an enforcement action.

Update: Changes to information systems are currently being proposed.

- Include with this report, at the State Water Board public web site, the metadata that supports the numbers provided in this report.

Update: This report includes the [metadata](#) at the Water Boards web site.

Appendix A: List of Regional Water Board Offices



CALIFORNIA
Water Boards
 STATE WATER RESOURCES CONTROL BOARD
 REGIONAL WATER QUALITY CONTROL BOARDS

ENFORCEMENT COORDINATORS

North Coast Region (1)

www.waterboards.ca.gov/northcoast
 5550 Skylane Blvd., Suite A
 Santa Rosa, CA 95403
Diana Henriouille (707) 576-2350
 dhenriouille@waterboards.ca.gov

San Francisco Bay Region (2)

www.waterboards.ca.gov/sanfranciscobay
 1515 Clay Street, Suite 1400
 Oakland, CA 94612
Brian Thompson (510) 622-2422
 BRThompson@waterboards.ca.gov

Central Coast Region (3)

www.waterboards.ca.gov/centralcoast
 895 Aerovista Place, Suite 101
 San Luis Obispo, CA 93401
Harvey Packard (805) 542-4639
 hpackard@waterboards.ca.gov

Los Angeles Region (4)

www.waterboards.ca.gov/losangeles
 320 W. 4th Street, Suite 200
 Los Angeles, CA 90013
Hugh Marley (213) 620-6375
 hmarley@waterboards.ca.gov

Central Valley Region (5)

www.waterboards.ca.gov/centralvalley
 11020 Sun Center Drive, Suite 200
 Rancho Cordova, CA 95670
Dan Radulescu (916) 464-4736
 dradulescu@waterboards.ca.gov

Fresno branch office

1685 E Street, Suite 200
 Fresno, CA 93706

Redding branch office

415 Knollcrest Drive, Suite 100
 Redding, CA 96002

Lahontan Region (6)

www.waterboards.ca.gov/lahontan
 2501 Lake Tahoe Blvd.
 South Lake Tahoe, CA 96150
Scott Ferguson (530) 542-5432
 sferguson@waterboards.ca.gov

Victorville branch office

14440 Civic Drive, Suite 200
 Victorville, CA 92392-2383

Colorado River Basin Region (7)

www.waterboards.ca.gov/coloradoriver
 73-720 Fred Waring Dr., Suite 100
 Palm Desert, CA 92260
Doug Wylie (760) 346-6585
 dwylie@waterboards.ca.gov

Santa Ana Region (8)

www.waterboards.ca.gov/santaana
 California Tower
 3737 Main Street, Suite 500
 Riverside, CA 92501-3339
Steve Mayville (951) 782-4992
 smayville@waterboards.ca.gov

San Diego Region (9)

www.waterboards.ca.gov/sandiego
 9174 Sky Park Court, Suite 100
 San Diego, CA 92123
Jeremy Haas (858) 467-2735
 jhaas@waterboards.ca.gov

★ **State Water Resources Control Board (Headquarters)**
 1001 I Street, Sacramento, CA 95814
 www.waterboards.ca.gov

Director of Office of Enforcement
Reed Sato

Underground Storage Tanks Enforcement Unit
Kim Sellards (916) 341-5869
 ksellards@waterboards.ca.gov

All other Enforcement
Mark Bradley (916) 341-5891
 mbradley@waterboards.ca.gov

State of California
 Arnold Schwarzenegger, Governor

California Environmental Protection Agency
 Linda S. Adams, Secretary

State Water Resources Control Board
 Charles R. Hoppin, Chair
 Dorothy Rice, Executive Director



Printed on Recycled Paper
 3-18-09

Appendix B: Listing and Description of Violation Types Used in the CIWQS Data System

Category 1 pollutant – Category 1 pollutants as defined by USEPA include:

<u>Oxygen Demand</u> Biochemical Oxygen Demand Chemical Oxygen Demands Total Organic Carbon Other	<u>Detergents and Oils</u> MBAS NTA Oil and Grease Other detergents or algaecides
<u>Solids</u> Total Suspended Solids (Residues) Total Dissolved Solids (Residues) Other	<u>Minerals</u> Calcium, Chloride, Fluoride, Magnesium, Sodium, Potassium, Sulfur, Sulfate, Total Alkalinity, Total Hardness, Other Minerals
<u>Nutrients</u> Inorganic Phosphorus Compounds Inorganic Nitrogen Compounds Other	<u>Metals</u> Aluminum, Cobalt, Iron, Vanadium

Category 2 pollutant – Category 2 pollutants as defined by USEPA:

Metals (all forms) - Other metals not specifically listed under Group I

Inorganics - Cyanide, Total Residual Chlorine

Organics - All organics are Group II except those specifically listed under Group I.

Other effluent violation – Any violation of an effluent requirement not cover under Category 1 or Category 2.

Chronic Toxicity – Violation of a chronic toxicity effluent requirement.

Acute Toxicity – Violation of an acute toxicity effluent requirement.

Violation of Non-effluent Permit Condition – Violation of any permit condition not pertaining to effluent requirements.

Reporting – Late report, failure to submit a report, or a report that is either not complete or contains errors.

Monitoring – Failure to conduct required monitoring

Compliance schedule – Failure to comply with a compliance schedule in a permit. This does not include schedules in an enforcement order likes a Cease & Desist and Time Schedule Orders.

Sanitary Sewer Overflow – Any spill from a sanitary sewer collection system or pump station.

Unauthorized Discharge – Any discharge other than allowed by WDRs that is not a sanitary sewer overflow.

Unregulated Discharge – Discharge from a site not currently under WDRs.

Groundwater – Any release to groundwater that violates permit conditions or basin plan prohibitions.

BMP – Failure to implement proper best management practices.

SWPPP – Failure to complete or update a stormwater pollution prevention plan.

Failure to obtain permit – Failure to obtain the appropriate permit prior to discharge or regulated activity.

Other Codes – Violations of codes sections other that the California Water Code.

Enforcement Action – Failure to comply with a previous enforcement order by not meeting its requirements, its time schedule, or failure to pay penalties.

Basin Plan Prohibition – Violation of any basin plan prohibition.

Appendix C: Types and Classification of Enforcement Actions

Type of Enforcement Action	Description	Classification
Expedited Payment Offer	A conditional offer that provides a discharger with an opportunity to resolve any outstanding violations subject to mandatory minimum penalties by acknowledging them and providing full payment of the accrued mandatory penalties identified in the payment letter	Informal
Verbal Communication	Any communication regarding the violation that takes place in person or by telephone.	Informal
Staff Enforcement Letter	Any written communication regarding violations and possible enforcement actions that is signed at the staff level.	Informal
Notice of Violation	A letter officially notifying a discharger of a violation and the possible enforcement actions, penalties, and liabilities that may result. This letter is signed by the Executive Officer.	Informal
Notice to Comply	Issuance of a Notice to Comply per Water Code Section 13399.	Formal
13267 Order	A letter utilizing Water Code Section 13267 authority to require further information or studies.	Formal
Clean-up and Abatement Order	Any order pursuant to Water Code Section 13304.	Formal
Cease and Desist Order	Any order pursuant to Water Codes Sections 13301-13303.	Formal
Time Schedule Order	Any order pursuant to Water Code Section 13300.	Formal
Administrative Civil Liability (ACL) Complaint	ACL Complaint issued by the Executive Officer.	Formal
Administrative Civil Liability (ACL) Order	An ACL Order that has been imposed by the Water Board or SWRCB.	Formal
Settlement	A settlement agreement per California Government Code Section 11415.6.	Formal
Referral	Referral to the District Attorney, Attorney General, or USEPA.	Formal
Referred to a Task Force	Any referral of a violation to an environmental crimes task force.	Formal
Referral to Other Agency	Any referral to another State Agency.	Formal
Third Party Action	An enforcement action taken by a non-governmental third party and to which the State or Water Board is a party.	Formal
Waste Discharge Requirements	Any modification or rescission of Waste Discharge Requirements in response to a violation.	Formal

June 30, 2009 Quarterly Update

Appendix D: List of Facilities with Violations Subject to MMP Actions and Violations Receiving Penalties by Regional Board Office January 2000 – June 2009

REGIO N	FACILIT Y_ID	WDID	FACILITY NAME	AGENCY NAME	VIOATIO NS PENDING	ADDRESSE D AND IN PROGRESS	GRAN D TOTAL
1	206164	1B82114OHU M	ARCATA CITY WWTF	City of Arcata	13	118	131
1	213577	1A84005OD N	CC HARBOR SEAFOOD WW SYSTEM	CRESCENT CITY HARBOR DISTRICT	3	21	24
1	213614	1B80073OHU M	CDF&G MAD RIVER HATCHERY	Ca Dept of Fish & Game Redding		3	3
1	213616	1A80077OTRI M	CDF&G TRINITY RIVER HATCHERY W	Ca Dept of Fish & Game Redding		5	5
1	215141	1B80121OHU M	COLLEGE OF THE REDWOODS, POTW	COLLEGE OF THE REDWOODS		22	22
1	216106	1A84006OD N	Crescent City WWTP	Crescent City		30	30
1	223010	1B82151OHU M	EUREKA CITY ELK RIVER WWTP	Eureka City	1	9	10
1	223075	1B77005OHU M	EVERGREEN PULP INC (LP SAMOA)	Evergreen Pulp Inc	6	199	205
1				Stockton Pacific Ent Inc	6		6
1	224348	1B83136OHU M	FERNDALE CITY POTW	Ferndale City		111	111
1	224901	1B83100OSO N	Forestville Water District	FORESTVILLE WATER DISTRICT		48	48
1	225055	1B84083OME N	FORT BRAGG CITY WWTP	Fort Bragg City		66	66
1	225089	1B83135OHU M	FORTUNA CITY WWTP	Fortuna City		14	14
1	229801	1B83056OME N	HARWOOD PROD. BRANSCOMB MILL	HARWOOD PRODUCTS		20	20

June 30, 2009 Quarterly Update

REGION	FACILITY ID	WDID	FACILITY NAME	AGENCY NAME	VIOLATIONS PENDING	ADDRESSED AND IN PROGRESS	GRAND TOTAL
1	229922	1B82046OSO N	HEALDSBURG CITY WWTP	Healdsburg City		124	124
1	237295	1B80081OHU M	LOLETA POTW	LOLETA CSD		155	155
1	240093	1B82084OHU M	MCKINLEYVILLE WWTP	MCKINLEYVILLE CSD		89	89
1	240307	1B83129OME N	MENDOCINO CITY CSD	MENDOCINO CITY CSD		3	3
1	240318	1B83118OME N	MENDOCINO CWWWD#2- ANCHOR BAY	MENDO CO WWD #2 ANCHOR BAY		13	13
1	248195	1B82085OHU M	PG&E HUMBOLDT BAY POWER PLANT	Pacific Gas & Electric Company Eureka	2		2
1	248563	1B83104OHU M	Town of Scotia	Humboldt Redwood Company (non storm water)	4	1	5
1				Palco (non-stormwater sites)		3	3
1	252211	1B83147OHU M	REDWAY POTW	REDWAY CSD		6	6
1	252750	1B83134OHU M	Rio Dell City WWTF	Rio Dell City		21	21
1	255703	1B83099OSO N	SANTA ROSA CITY WWTP, LAGUNA	Santa Rosa City	1	17	18
1	256050	1B84060OSO N	GRATON CSA	Graton CSD		14	14
1	256056	1B83001OSO N	SCWA OCCIDENTAL CSD	SONOMA COUNTY WATER AGENCY	10	99	109
1	256061	1B82045OSO N	SCWA RUSSIAN RIVER CSD	SONOMA COUNTY WATER AGENCY		47	47
1	256749	1B84086OHU M	SHELTER COVE POTW	HCRID #1		16	16
1	266694	1A84002OSIS	TULELAKE CITY WWTP	Tulelake City		164	164

June 30, 2009 Quarterly Update

REGION	FACILITY ID	WDID	FACILITY NAME	AGENCY NAME	VIOLATIONS PENDING	ADDRESSED AND IN PROGRESS	GRAND TOTAL
1	268922	1B84035OSON	UC BODEGA MARINE LAB	UC DAVIS	5	23	28
1	268960	1B84029OMEN	UKIAH CITY WWTP	Ukiah City, DPW		5	5
1	272646	1B80078OMEN	WILLITS CITY WWTP	Willits City		9	9
1	630388	1A84006ODN	Crescent City CS	Crescent City	35	4	39
1	(blank)	1B85026NHUM	(blank)	DG Fairhaven Power LLC		55	55
Total 1					86	1,534	1,620
2	201399	2 438457002	1098 ALTA AVE	RICHARD BEERY	1		1
2	202038	2 438132002	2256 JUNCTION, Van Waters	Univar USA Inc.	5		5
2	203213	2 019216001	4501 Tidewater Ave, Oakland	HANSON AGGREGATES	89		89
2	205477	2 283021001	AMERICAN CANYON WWTP	AMERICAN CANYON CITY		32	32
2	205781	2 215002001	ANGEL ISLAND STATE PK - WWTP	CA Dept of Parks & Rec, Marin District		15	15
2	209253	2 482001001	BENICIA WWTP	BENICIA, CITY OF		27	27
2	210839	2 417005001	BURLINGAME WWTP	Burlingame City	1	12	13
2	211788	2 019320001	Bottling Group LLC	NEW CENTURY BEVERAGE COMPANY		4	4
2	212212	2 071006001	C & H SUGAR	C & H SUGAR	4	82	86
2	212585	2 417022002	CALERA CREEK WATER RECYCLING PLANT	Pacifica City	10	142	152
2	212750	2 283003001	Calistoga City Dunaweal WWTP	CALISTOGA CITY		22	22
2	213889	2 215116001	CENTRAL MARIN SAN. AGCY. WWTP	Central Marin Sanitation Agency	1	13	14
2	215234	2 071107001	WEST COUNTY AGENCY OUTFALL	West County Agency		2	2
2	215718	2 417053002	CORINDA LOS TRANCOS LNDPLL	BROWNING-FERRIS INDUSTRIES		8	8

June 30, 2009 Quarterly Update

REGION	FACILITY ID	WDID	FACILITY NAME	AGENCY NAME	VIOLATIONS PENDING	ADDRESSED AND IN PROGRESS	GRAND TOTAL
2	216164	2 071201001	CROCKETT COGENERATION	CROCKETT COGENERATION		1	1
2	217831	2 071032001	City of PINOLE WWTP	PINOLE, CITY OF		13	13
2	219552	2 071013001	DELTA DIABLO SAN. DIST. WWTP	DELTA DIABLO SANITATION DIST.		8	8
2	220792	2 019033001	DUBLIN SAN RAMON SD WWTP	DUBLIN SAN RAMON SERVICES DISTRICT (WWTP NPDES &SSO)	1	4	5
2	222123	2 019025001	EBDA COMMON OUTFALL	LIVERMORE CITY		1	1
2		2 019123001	EBDA COMMON OUTFALL	EAST BAY DISCHARGERS AUTHORITY	3	1	4
2	222130	2 019014002	EBMUD SD#1-WET WTHR BYPASS	EAST BAY MUNICIPAL UTILITY DISTRICT (WPCP)	1		1
2	222132	2 019014001	EBMUD WPCP	EAST BAY MUNICIPAL UTILITY DISTRICT (WPCP)		9	9
2	225526	2 482005001	FSSD SUBREGIONAL WWTP	Fairfield Suisun Sewer District	9	67	76
2	226932	2 071001001	GENERAL CHEMICAL- WWTP	GENERAL CHEMICAL		50	50
2	228579	2 071170001	GWF -SITE I (E. Third St.) Power Plant	GWF POWER SYSTEMS L. P.		1	1
2	228968	2 071048001	Golden Eagle Refinery WWTP	TESORO REFINING & MARKETING CO		12	12
2	229631	2 386028001	HANSON AGGREGATES Mid Pacific - Pier 92 Sand Yard	HANSON AGGREGATES		55	55
2	230899	2 386003001	HUNTERS POINT POWER PL	Pacific Gas & Electric Company		1	1
2	231301	2 386058002	Harry Tracy WTP	San Francisco PUC	26		26
2	235164	2 019328001	KOBE PRECISION INC	Kobe Precision Inc		2	2
2	236598	2 215012001	LAS GALLINAS WWTP	Las Gallinas Valley Sanitary District	3	21	24
2	237195	2 019025001	CITY of Livermore WRP	LIVERMORE CITY		5	5
2	239498	2 215021002	MARIN CSD 5 PARADISE COVE	MARIN COUNTY Sanitary		1	1

June 30, 2009 Quarterly Update

REGION	FACILITY ID	WDID	FACILITY NAME	AGENCY NAME	VIOLATIONS PENDING	ADDRESSED AND IN PROGRESS	GRAND TOTAL
			WWTP	District #5			
2	240791	2 417019001	MILLBRAE WWTP	MILLBRAE, CITY OF	3	4	7
2	241493	2 019112001	MORTON SALT DIVISION-NEWARK	MORTON INTERNATIONAL, INC.		4	4
2	241815	2 071029001	MT. VIEW SANITARY DISTRICT WWTP	MT. VIEW SANITARY DISTRICT		3	3
2	243858	2 283009001	NAPA SD WWTP	NAPA SANITATION DISTRICT		55	55
2	244566	2 417021001	NORTH SAN MATEO COUNTY SANITATION DISTRICT WWTP	NORTH SAN MATEO COUNTY SANITATION DISTRICT		1	1
2	244705	2 215022001	NOVATO AND IGNACIO WWTP	NOVATO SANITARY DISTRICT		122	122
2	246176	2 438265002	OREGON EXP UNDERPASS	SANTA CLARA CO ROADS & AIRPORT		2	2
2	246217	2 019032001	ORO LOMA/CASTRO VALLEY SD WPCP	Oro Loma Sanitary District	1		1
2	247207	2 071030005	PG&E SHELL POND	Pacific Gas & Electric Company	2	13	15
2	247457	2 438011001	PALO ALTO REGIONAL WQCP	PALO ALTO, CITY OF		56	56
2	248087	2 494006001	PETALUMA WPCP	PETALUMA CITY		72	72
2	248720	2 019156001	Vulcan Materials Co. - Pleasanton Asphalt, Sand & Gravel	Vulcan Materials Co - Pleasanton Asphalt, Sand & Gravel		3	3
2	248886	2 071034001	PORT COSTA WWTP	CONTRA COSTA COUNTY SD NO. 5		19	19
2	252650	2 071044001	RICHMOND REFINERY	CHEVRON PRODUCTS COMPANY	2	1	3
2	252657	2 071037001	RICHMOND WPCP	RICHMOND, CITY OF	1	70	71
2	253174	2 071039001	RODEO Sanitary District WWTP	RODEO SANITARY DISTRICT		35	35
2	254881	2 417038001	South San Francisco-San Bruno WQCP	South San Francisco City		43	43

June 30, 2009 Quarterly Update

REGIO N	FACILIT Y_ID	WDID	FACILITY NAME	AGENCY NAME	VIOLATIO NS PENDING	ADDRESSE D AND IN PROGRESS	GRAN D TOTAL
2	255139	2 417068001	SAM WWTP (Sewer Authority Mid-Coastside Wastewater Treatment Plant)	SEWER AUTHORITY MID-COASTSIDE		21	21
2	255284	2 071051001	CONOCOPHILLIPS' S.F. REFINERY, RODEO - SLIC, NPDES, SUB15	ConocoPhillips Rodeo		29	29
2	255333	2 438014001	SAN JOSE/SANTA CLARA WPCP	San Jose City	3	1	4
2	255420	2 417035001	SAN MATEO WWTP	San Mateo City	2	23	25
2	255788	2 215015001	SASM WWTP	SEWERAGE AGENCY OF SOUTHERN MARIN	1	7	8
2	255802	2 215023001	SAUSALITO STP	SAUSALITO-MARIN CITY SAN DIST	1	84	85
2	255833	2 417037001	SBSA WWTP	SOUTH BAYSIDE SYSTEM AUTHORITY		4	4
2	256499	2 386010001	SF-SE WPCP, N-Point & Bayside	SAN FRANCISCO, CITY & CO, PUBLIC UTILITIES COMMISSION		2	2
2	256506	2 417033001	SF Arprt Mel Leong TP-Industrl	SAN FRANCISCO AIRPORT COMMISSION		12	12
2	256507	2 417032001	SF ARPRT MEL LEONG TP-SANITARY WASTE	SAN FRANCISCO AIRPORT COMMISSION	4	11	15
2	256695	2 071042001	SHELL MARTINEZ REFINERY WWTP	MARTINEZ REFINING CO	19	2	21
2	257754	2 494009001	SONOMA VALLEY COUNTY SD WWTP	SONOMA COUNTY WATER AGENCY		78	78
2	259507	2 438018001	SUNNYVALE WPCP	SUNNYVALE CITY	1	16	17
2	269601	2 071059001	USS POSCO Industries - NPDES/SUB15	USS-POSCO INDUSTRIES	2	2	4
2	269973	2 482004001	VALERO BENICIA REFINERY	Valero Refining Company-CA	1	8	9
2	269988	2 019018001	VALLECITOS NUCLEAR CENTER-Land Disposal	GENERAL ELECTRIC COMPANY	2	4	6
2	270006	2 482012001	VALLEJO SFCD WWTP	VALLEJO SAN AND FLOOD CONT DIS		17	17

June 30, 2009 Quarterly Update

REGION	FACILITY ID	WDID	FACILITY NAME	AGENCY NAME	VIOLATIONS PENDING	ADDRESSED AND IN PROGRESS	GRAND TOTAL
2	272082	2 071107001	WEST COUNTY WW DISTRICT WPCP	West County Agency	6		6
2	(blank)	(blank)	(blank)	(blank)	15	57	72
Total 2					220	1,492	1,712
3	206887	3 40041144	AVILA VALLEY HOT SPRINGS	King Ventures	54		54
3	209484	3 440800001	BIG BASIN WWTP	CA STATE PARKS	2	46	48
3	212681	3 400108001	CALIFORNIA MEN'S COLONY	Ca Dept of Corrections San Luis Obispo	4	179	183
3	213281	3 270101001	CARMEL AREA WWTP	CARMEL AREA WWD		2	2
3	213332	3 420101001	CARPINTERIA SD WWTP	CARPINTERIA SD		7	7
3	216428	3 421003001	CUYAMA CSD WWTP	CUYAMA COMMUNITY SERVICES DIST	6	2	8
3	220808	3 402003002	Morro Bay Power Plant NPDES	Morro Bay Power Plant		10	10
3	220809	3 272011001	Moss Landing Power Plant - NPDES	Moss Landing Power Plant		3	3
3	222443	3 420108001	EL ESTERO WWTP NPDES	SANTA BARBARA CITY PWD		39	39
3	227568	3 420102001	GOLETA SD WWTP	GOLETA SD		1	1
3	230357	3 270115001	HIGHLANDS SA WWTP	Highlands Sanitary Assoc		31	31
3	237315	3 420105001	LOMPOC REGIONAL WWTP	Lompoc City	8	39	47
3	241479	3 400103001	MORRO BAY/CAYUCOS WWTP	MORRO BAY SD		9	9
3	247750	3 400105001	PASO ROBLES WWTP	PASO ROBLES, CITY OF	5	26	31
3	248519	3 400106001	PISMO BEACH WWTP	Pismo Beach City		147	147
3	251473	3 401001001	RAGGED POINT INN MOTEL	RAGGED POINT INN	3	22	25
3	252954	3 442004003	Davenport Cement Plant	Cemex USA		7	7
3	255337	3 350102001	SAN JUAN BAUTISTA WWTP	SAN JUAN BAUTISTA, CITY OF	3	8	11
3	255380	3 400107001	SAN LUIS OBISPO WWTP	SAN LUIS OBISPO, CITY OF		36	36
3	255462	3 400110001	SAN SIMEON WWTP	SAN SIMEON CSD	2	82	84
3	256011	3 440103001	Scotts Valley WWTF	Scotts Valley, City of	1		1

June 30, 2009 Quarterly Update

REGION	FACILITY ID	WDID	FACILITY NAME	AGENCY NAME	VIOLATIONS PENDING	ADDRESSED AND IN PROGRESS	GRAND TOTAL
3	257887	3 400111001	SOUTH SAN LUIS OBISPO SD WWTP	SOUTH SAN LUIS OBISPO CO SD		2	2
3	259856	3 400401145	SYCAMORE MINERAL SPRINGS	SYCAMORE MINERAL SPRINGS	16		16
3	268996	3 272009001	UNI-KOOL ABBOTT ST	UNI-KOOL COMPANY		5	5
3	268997	3 272016001	UNI-KOOL SALINAS FACILITY	UNI-KOOL COMPANY		2	2
3	271872	3 440104001	WATSONVILLE WWTP	WATSONVILLE, CITY OF	1		1
3	271992	3 440505306	WELL-PICT BERRIES, INC.	WELL-PICT BERRIES, INC.		1	1
3	637513	3 400706389	SLO City Water Distribution System	SAN LUIS OBISPO, CITY OF	3		3
3	649245	3 270307105	Cal Water Stations 64, 67, 69, 40-01	California Water Service Co SJ	1	5	6
Total 3					109	711	820
4	201552	4B197600011	13 East L.A. water wells	California Water Service Co Long Beach	1		1
4	201972	4B197500192	Forest Lawn Memorial Park, Covina Hills	Forest Lawn Memorial Park	1	16	17
4	202421	4B196000242	328 Cloverdale Apartments	CWD Cloverdale II Associates		4	4
4	202584	4B192594001	3M Drug Delivery Systems	3M Co., EHS Operations		2	2
4	203159	4B196000544	407 North Maple Drive	407 N. Maple, L.P.	3		3
4	203373	4B196000003	550 South Hope Street Building	550 South Hope Street Associates	5	10	15
4	203650	4B196600151	76 Station #3768	ConocoPhillips Company	1	5	6
4	207259	4B191340001	Alameda Mid-Corridor Trench Pj	Alameda Corridor Transportation Authority		4	4
4	207266	4B192111006	Alamitos Generating Station	AES Alamitos LLC		29	29
4	207657	4A199002002	Six Flags Magic Mountain, Valencia	Magic Mountain, LLC (Former Six Flags Theme Parks, Inc)		326	326
4	207662	4A562442001	Anacapa Marine Services	Anacapa Marine Services		6	6
4	208078	4A567500001	Arundell Barranca	Ventura County Watershed		16	16

June 30, 2009 Quarterly Update

REGION	FACILITY ID	WDID	FACILITY NAME	AGENCY NAME	VIOLATIONS PENDING	ADDRESSED AND IN PROGRESS	GRAND TOTAL
				Protection District			
4	208272	4B197500108	Avalon Encino	AvalonBay Communities Inc.		1	1
4	208276	4B190100001	Avalon WWTF	Avalon, City of		12	12
4	209940	4B196400066	Linde LLC	Linde North America Inc.	1	7	8
4	210189	4B192208003	BP Wilmington Plant	BP Wilmington Calciner		6	6
4	211132	4B197600025	Bassett Wellfield	California Domestic Water Co		13	13
4	211481	4B196000371	Beverly Mercedes Place	Beverly Place, L.P. c/o Tishman Speyer Properties	20		20
4	211482	4B196100114	Beverly RO Treatment Plant	Beverly Hills City, Dept. of Public Works	3	8	11
4	212135	4B190101001	Burbank WWRP	Burbank City DPW	7	29	36
4	213574	4B196100007	CBS Inc Television City	CBS, Inc.	2		2
4	216297	4B190800001	CSU, Long Beach, Pool, Etc	CSU Long Beach		14	14
4	216584	4B196600163	Calclean Inc. (Carson)	Calclean Inc.		1	1
4	216585	4B196600159	Calclean Inc. (Gardena)	Calclean Inc.		1	1
4	216599	4B196000427	California Credit Union	Glenborough LLC	5	106	111
4	216600	4B192454001	California Dairies Inc.	California Dairies Inc		2	2
4	216719	4A560100001	Camarillo WRP	Camarillo Sanitary District	12	144	156
4		4A567500187	Camarillo WRP	Camarillo Sanitary District		60	60
4	216832	4A560106003	Camrosa WWRP	Camrosa Water District		2	2
4	217025	4B196000474	CarrAmerica Office Building	CarrAmerica Realty Corp.	2	6	8
4	217049	4B192010019	Carson Crude Oil Terminal	BP West Coast Product LLC		1	1
4	217059	4B192010008	BP Carson Refinery	BP West Coast Product LLC	25	16	41
4	217067	4B192238002	Carson Terminal	Kinder Morgan Liquids Terminal, LLC	4	25	29
4	217209	4A562022001	Cemex Construction Materials (Moorpark Plant)	Cemex Construction Materials Pacific LLC		5	5
4	217303	4B196000383	Centralia Plant	Golden State Water Company	1		1

June 30, 2009 Quarterly Update

REGION	FACILITY ID	WDID	FACILITY NAME	AGENCY NAME	VIOLATIONS PENDING	ADDRESSED AND IN PROGRESS	GRAND TOTAL
				- San Dimas			
4	217317	4B196000514	Century Park Plaza	Douglas Emmett Management, LLC		2	2
4	217321	4B196000408	Century Plaza Towers	One Hundred Towers LLC		1	1
4	217323	4B196400070	Century Plant	Golden State Water Company - San Dimas	2		2
4	217345	4B196800065	Cerro Metal Products	Cerro Metal Products Company		2	2
4	217352	4B196400064	Certified Alloy Products, Inc.	Certified Alloy Products, Inc.	2	5	7
4	217398	4B191309001	Port Hueneme Aquaculture Park	Channel Island Marine Resource Institute		6	6
4	217434	4B196600113	Charnock Pilot Test Plant Groundwater Pilot Testing Project	Santa Monica City	2		2
4	217766	4B198800069	Cerritos Corporate Yard	Cerritos City	3	4	7
4	217790	4B196000142	City Production Wells of Beverly Hills	Beverly Hills City, Dept. of Public Works		2	2
4	218036	4B196000337	Cochran Island Apartments	Cochran Island Apartments LLC	3		3
4	218820	4A561037001	Culligan Water	Harris Water Conditioning		49	49
4	221043	4B196400002	Data Processing Center	Morlin Asset Management, LP	9		9
4	221224	4B196800061	Delta Plant	Monterey Park City		2	2
4	221225	4B196800062	Delta Plant Well No. 5	Monterey Park City		1	1
4	221267	4B190138001	Dept of Water & Power	Pasadena, City of		2	2
4	221319	4B196000256	Detroit Apartments	Mantini Management, Inc.	3	28	31
4	221477	4B196000276	Domestic Water Well	Bell Gardens City	6		6
4	221590	4A191142001	Drainage Benefit Assessment Areas 6 & 18	Santa Clarita City	36	99	135
4	223260	4B196300139	East Hynes Terminal	BP West Coast Product LLC	2		2

June 30, 2009 Quarterly Update

REGION	FACILITY ID	WDID	FACILITY NAME	AGENCY NAME	VIOLATIONS PENDING	ADDRESSED AND IN PROGRESS	GRAND TOTAL
4	223425	4B192034001	Dayton Superior Specialty Chemical (Formerly Edoco)	Dayton Superior Corporation		18	18
4	223531	4B192111001	El Segundo Generating Station	El Segundo Power, L.L.C.		4	4
4	223583	4B192575001	Elixir Industries	Elixir Industries		3	3
4	223679	4A567500069	Emergency Dewatering	Santa Clarita City		4	4
4	223731	4B196100014	Encino Executive Plaza	Jamison Properties	2		2
4	223799	4B196800006	Eric Realty, Inc.	Eric Realty, Inc		62	62
4	225672	4B190144001	Fairplex	Los Angeles County Fair, Hotel & Expo Complex		3	3
4	225881	4A560101002	Fillmore WWTP	Fillmore City		161	161
4	226037	4A197500025	Whittaker-Bermite Facility (Former)	Whittaker Corp	1	16	17
4	226105	4A190115006	Foothill Feeder Power Plant	Metropolitan Water District of Southern California		11	11
4	226200	4A566600191	Former ExxonMobil SS#7-2827	ExxonMobil Environmental Services Corp.		1	1
4	226211	4B191070002	750 Garland, LLC	750 Garland, LLC	65	31	96
4	226214	4B192623001	Former ITT Aerospace Controls	Home Depot USA Inc		3	3
4	226230	4B191318001	Former Menasco Aerospace Facility	Coltec Industries Inc.		3	3
4	226271	4B196800033	Former Southland Oil Facility	DTSC	3	24	27
4	226291	4B197500251	Former Unocal Station #6990	Chevron Environmental Management Company		1	1
4	226294	4B196800038	Former Vopak USA Inc.	Univar USA Inc.		2	2
4	226297	4B191311001	Former Western Fuel Oil	Pacific Refining Co.		1	1
4	226298	4B196600167	World Oil Station #20 (former)	World Oil Marketing Co.		3	3
4	226399	4A566600155	Freedom Park	Pleasant Valley Recreation & Park District	14		14

June 30, 2009 Quarterly Update

REGIO N	FACILIT Y_ID	WDID	FACILITY NAME	AGENCY NAME	VIOLATIO NS PENDING	ADDRESSE D AND IN PROGRESS	GRAN D TOTAL
4	228697	4B196000350	Gateway East Office Bldg	Topa Management Corp.	1	5	6
4	228856	4B192085002	Glass Container Div, Vernon	Owens-Brockway Glass Container		1	1
4	229012	4B196400037	Goldmedal Plant	Golden State Water Company - San Dimas		1	1
4	229035	4B196400039	Goodrich Corporation	Goodrich Corporation	1		1
4	229057	4B196300092	Gould's Pumps, Inc.	Gould's Pumps, Inc.		3	3
4	229130	4B196000135	Grand Promenade	G & K Management Co., Inc.		46	46
4	229262	4B192047001	Catalina Pacific Concrete Co	California Portland Cement Company	4	8	12
4	229285	4B196400029	Greg Avenue Power Plant	Metropolitan Water District of Southern California		1	1
4	231234	4B191083001	Harbor Associates	4201 Wilshire, LLC		6	6
4	231239	4B190106046	Harbor G.S. - Marine Tank Farm	Los Angeles City DWP		10	10
4	231242	4B193500004	Harbor Generating Station	Los Angeles City DWP		9	9
4	231306	4B197500068	Harsu Gas Mart	Paramjit S. Judge	4	3	7
4	231346	4B192187001	Hathaway Terminal Tank Farm	BP West Coast Product LLC		1	1
4	231379	4B192557002	Northrop Grumman Corp- Hawthorne Site	Northrop Grumman Corporation	1	1	2
4	231394	4B193500002	Haynes Generating Station	Los Angeles City DWP	3	260	263
4	231693	4A560112001	Hill Canyon WWTP	Thousand Oaks City		37	37
4	231758	4B192128001	Hitco Carbon Composites Inc	Hitco Carbon Composites, Inc.		8	8
4	231825	4B197500015	Hollyhills Drain Unit 8B-Ph 1	Los Angeles County DPW		2	2
4	231891	4B196000332	Home Office Building	Mercury Casualty Company	2	3	5
4	231911	4B191263001	Gardena Groundwater Remediation System Facility	Honeywell International Inc.		24	24
4	231978	4A567500012	Hueneme Drain/Road Culvert	Ventura County Watershed Protection District		5	5

June 30, 2009 Quarterly Update

REGIO N	FACILIT Y_ID	WDID	FACILITY NAME	AGENCY NAME	VIOLATIO NS PENDING	ADDRESSE D AND IN PROGRESS	GRAN D TOTAL
4	232029	4B196000283	Huntley Drive Apartment	Fereidoun & Susan Daftary		1	1
4	232060	4B191285001	Hydrogen Plant & Related Facility	Air Product & Chemicals		23	23
4	232882	4B192113018	Inglewood Oil Field, Baldwin Hills	Plains Exploration & Production Co		1	1
4	232962	4B196600103	Interstate Brands	Interstate Brands Corp	1	2	3
4	233260	4B197500243	Former JAB Holdings Inc.	San Gabriel Basin WQ Authority	4		4
4	234156	4B190107013	Joint Water Pollution Control Plant	Los Angeles County Sanitation Districts		10	10
4	235313	4B192389001	Los Angeles, California Plant	Kaiser Aluminum & Chemical		2	2
4				Kaiser Aluminum Fabricated Products, LLC		32	32
4	235703	4B197500070	The Broad Contemporary Art Museum Bldg Project	Los Angeles Cnty Museum of Art	7		7
4	236009	4B192131026	LA Refinery, Carson Plant	ConocoPhillips Company		6	6
4	236061	4B198800070	Route I-105 Dewatering System - Garfield, Downey, Ardis Pump Stations	Caltrans District 7		18	18
4	238121	4B197500072	Laurel Way Project	Manoucheher Benjy		3	3
4	238149	4B196800059	Laxfuel Corporation	Laxfuel Corporation	1	3	4
4	238545	4B190105019	Long Beach Desalination Research Facility	Long Beach Water Dept	5	20	25
4	238560	4B192326003	Long Beach Refinery - Rainfall	Edington Oil Co.		5	5
4	238562	4B190107014	Long Beach WWRP	Los Angeles County Sanitation Districts		1	1
4	238615	4B192238001	Los Angeles Harbor Terminal	Kinder Morgan Liquids Terminal, LLC		1	1
4	238617	4B192131013	Los Angeles Lubricants Plant	ConocoPhillips Company	10	58	68

June 30, 2009 Quarterly Update

REGION	FACILITY ID	WDID	FACILITY NAME	AGENCY NAME	VIOLATIONS PENDING	ADDRESSED AND IN PROGRESS	GRAND TOTAL
4	238633	4B190106036	Los Angeles Zoo Griffith Park	Los Angeles City Parks & Recreation		37	37
4	238646	4B190107015	Los Coyotes WWRP	Los Angeles County Sanitation Districts		39	39
4	239164	4B196600197	Magic Gas & Auto Service	Aramis Vartanian Mr. & Mrs.		2	2
4	242194	4B196000546	Mammoth Apartments	Mammoth Apartments, LLC		72	72
4	242209	4A562019001	Mandalay Generating Station	RRI Energy Mandalay, Inc.		38	38
4	242264	4B196000358	Maple Plaza	Maple Plaza, LTD c/o Tishman Speyer Properties LP	20	40	60
4	242279	4B196000077	Marathon Office Building	Paramount Pictures		1	1
4	242338	4B192023002	Marine Terminal, Berth 164	Ultramar, Inc Hanford		6	6
4	242340	4B192010015	Marine Terminal 1, Berth 121, LB	BP West Coast Product LLC		1	1
4	242342	4B192197001	Marine Terminal, Berth 83, Long Beach	Petro Diamond Terminal Company		3	3
4	242805	4B196000007	435 Detroit	RWDI Detroit & Hauser L.P.	2		2
4	242820	4B192078001	Metropolitan Stevedore Co.	Metropolitan Stevedore Co.		3	3
4	242891	4B196600193	Midway Ford	Hankey Investment Company		8	8
4	243184	4B192079026	Mobil SS#18-LDM	ExxonMobil Oil Corporation		2	2
4	243241	4B196100116	Mole-Richardson Company	Mole-Richardson Company	19		19
4	243377	4A560103003	Moorpark WWTP	County of Ventura Special Districts	1		1
4	243419	4B192108009	Mormon Island Marine Terminal	Shell Oil Product US	1	5	6
4	243459	4B192543001	Morton Salt - Long Beach	Morton Salt/Rohm and Haas	2		2
4	243558	4B197500060	Mr. Auto	Mr. Auto	2	3	5
4	243739	4B196000339	Museum Terrace Apartment	Goldrich & Kest Management Co.	1	5	6
4	245031	4B191310001	New Dock Street Pump Station	Port of Los Angeles	2		2
4	245106	4B196000362	6100 Wilshire	KW Funds-6100 Wilshire, LLC		4	4

June 30, 2009 Quarterly Update

REGIO N	FACILIT Y_ID	WDID	FACILITY NAME	AGENCY NAME	VIOLATIO NS PENDING	ADDRESSE D AND IN PROGRESS	GRAN D TOTAL
4	245135	4B196800012	San Fernando Road Site	Newlowe Properties LLC c/o RREEF	1	15	16
4	245294	4B191112001	North Crescent Realty V, LLC	Platinum Paradigm Properties, LLC	1	10	11
4	245437	4B197500065	Northwest Gateway Apartments	Essex Property Trust, Inc.		16	16
4	245451	4B192597001	Norwalk Pump Station	Kinder Morgan SFPP, L.P.	26	5	31
4	245536	4B197500027	O'Neil Data Systems	Citigroup Inc.		2	2
4	246573	4B191067001	Office Building	1801 Avenue of the Stars LP		1	1
4	246578	4B196000013	Office Building East	Atria West LLC	3		3
4	246586	4B197500033	Office Depot	Snyder-Masselin Venture L.P.		7	7
4	246601	4B192178001	Oil Drum Recycling, South Gate	Consolidated Drum Reconditioning		3	3
4	246614	4A566300096	Ojai System	Golden State Water Company - San Dimas	1	8	9
4	246616	4A560104001	Ojai Valley WWTP	Ojai Valley Sanitary District	1	33	34
4	246700	4A561334001	Oly Mandalay Bay Sea Bridge	DR Horton Los Angeles Holding Co		129	129
4	246710	4B190106051	Olympic Tank Farm Skim Pond	Ultramar, Inc.		6	6
4	246726	4B196000193	One California Plaza	Maguire Properties	8	7	15
4	246823	4A562019002	Ormond Beach Generating Station	RRI Energy Ormond Beach, Inc.		2	2
4	249404	4A562443001	950 Rancho Conejo Blvd, Newbury Park	Emery Air Freight	2		2
4				United Parcel Service	47	46	93
4	249637	4B196000333	Page Museum @ La Brea Tar Pits	Page Museum @ La Brea Tar Pits	1	5	6
4	249672	4B196600149	Palms Service Center	Los Angeles City DWP		2	2
4	249797	4B192348001	Paramount Refinery	Paramount Petroleum Corp		27	27
4	249957	4B196100055	Park La Brea, Parcel A	Casden Park La Brea A LLC		6	6

June 30, 2009 Quarterly Update

REGION	FACILITY ID	WDID	FACILITY NAME	AGENCY NAME	VIOLATIONS PENDING	ADDRESSED AND IN PROGRESS	GRAND TOTAL
4	250161	4B192111010	Pebble Beach Desalination Plant	Southern California Edison		2	2
4	250274	4B199019001	Marine Terminal, Wilmington	VOPAK Terminal Los Angeles Inc		1	1
4	250363	4B192127001	Pico Rivera Facility	Lubricating Specialties Company		32	32
4	250542	4B192533001	Plaskolite West Inc.	Plaskolite West, Inc.		2	2
4	250556	4B196800049	Playa Vista Site	Playa Capital Co LLC		3	3
4	250559	4B196000313	Plaza 3, Warner Center	Douglas Emmett Management LLC	1	7	8
4	250560	4B196000389	Plaza 6, Warner Center	Douglas Emmett Management LLC	4	18	22
4	250633	4A561058001	Pneumo Abex Aerospace Corp.	Pneumo Abex Aerospace, Inc.		3	3
4	250700	4B190107019	Pomona WWRP	Los Angeles County Sanitation Districts		4	4
4				(blank)		7	7
4	250824	4B192140001	Praxair, Wilmington	Praxair Inc		90	90
4	251061	4A562432001	Puretec Harris Industrial Water	Culligan Industrial Water Trea		1	1
4	251069	4A192000001	Pvc-Pva Copolymer Mfg, Saugus	Keysor-Century Corp		1	1
4	252960	4B191086001	RMR Properties	RMR Properties		9	9
4	253472	4B196000409	RP 120, LLC	RP 120, LLC		14	14
4	253495	4A566000605	RSMP- Brine Line Phase 1	Calleguas Municipal Water District	1		1
4	253658	4B196400060	Radisson Hotel at Los Angeles Airport	Harp Group c/o Radisson Hotel at Los Angeles Airport		86	86
4	253949	4B192090001	Redman Equipment & Mfg Co	Redman Equipment & Mfg Co	6	7	13
4	253953	4B192111003	Redondo Generating Station	AES Redondo Beach, LLC		42	42
4	253965	4A567500002	Redwood Trunk Sewer Project	Oxnard City		17	17

June 30, 2009 Quarterly Update

REGION	FACILITY ID	WDID	FACILITY NAME	AGENCY NAME	VIOLATIONS PENDING	ADDRESSED AND IN PROGRESS	GRAND TOTAL
4	254054	4B196000336	Reno Apartments	Park Encino, LLC		11	11
4	254135	4B191297001	Hexion Specialty Chemicals, Inc. (formerly Resolution Specialty Materials)	Hexion Specialty Chemicals, Inc.		45	45
4	254691	4B196000504	Route I-10 Pavement Rehab. Project	Caltrans District 7		20	20
4	254703	4B191106001	Royal Catering, El Monte	Royal Catering		30	30
4	254905	4B196000053	S. Mark Taper Foundation Transplant Center	St. Vincent Hospital	1	2	3
4	255286	4B197600063	Wells 3, 7, 9, 11, 12, and 14	San Gabriel County Water District	1		1
4	256069	4B198100004	Massinger Plant	Golden State Water Company - San Dimas	2	2	4
4	260127	4B196400074	San Gabriel Plant	Golden State Water Company - San Dimas	3		3
4	260156	4B190107020	San Jose Creek WWRP	Los Angeles County Sanitation Districts		57	57
4	260234	4B192124001	San Pedro Marine Terminal	Kinder Morgan Liquids Terminal, LLC		23	23
4	260375	4B192162001	Santa Fe Springs Refinery	Golden West Refining Company		9	9
4	260400	4B196000129	Santa Monica Gateway	ING Bank FSB c/o CB Richard Ellis Real Estate Services		1	1
4	260420	4A560108001	Santa Paula WWRP	Santa Paula City		2,899	2,899
4	260429	4A562013002	Santa Susana Field Laboratory	The Boeing Company	31	93	124
4	260494	4A190107021	Saugus WWRP	Los Angeles County Sanitation Districts	1	71	72
4	260531	4B193500003	Scattergood Generating Station	Los Angeles City DWP		49	49
4	260662	4B190143001	Seaside Lagoon	Redondo Beach City	2	66	68

June 30, 2009 Quarterly Update

REGIO N	FACILIT Y_ID	WDID	FACILITY NAME	AGENCY NAME	VIOLATIO NS PENDING	ADDRESSE D AND IN PROGRESS	GRAN D TOTAL
4	260702	4B192515004	Segments 1,2A,2B,3 Operations	Los Angeles County Metropolitan Transportation Authority		28	28
4	261006	4B196000144	Sherman Oaks Branch	JPMorganChase, Real Estate General Services	3	8	11
4	261149	4B196400009	Sierracin/Sylmar Corp.	Sierracin/Sylmar Corp.		20	20
4	261167	4B196000249	Sikh Study Circle, Inc.	Sikh Study Circle, Inc.	2		2
4	261253	4A560110001	Simi Valley WWRP	Simi Valley City		37	37
4	261343	4B196000356	Parking Site "A" South	Beverly Hills City, Dept. of Public Works	1	8	9
4	261411	4A562074001	Skyworks Solutions, Inc.	Skyworks Solutions, Inc.		19	19
4	261483	4A569002001	Soft Water Sales & Service, Ventura	Rayne Water Systems of Ventura		11	11
4	261612	4B191300001	South Coulter Water Treatment	Lincoln Avenue Water Co.		3	3
4	261701	4B191035001	Fish Harbor Laboratory	Southern California Marine Institute	4	1	5
4	261744	4B192545001	Southwest Grease Business	Dial Corp, The		8	8
4	261750	4B192079001	Southwest Terminal Area I	ExxonMobil Oil Corporation		1	1
4	261758	4B192557003	Space Park Facility	Northrop Grumman Sp & Msn Inc.		3	3
4	262008	4B191168001	State Hospital Cogeneration Plant	Wheelabrator Norwalk Energy Co		82	82
4	262035	4B196600156	G&M Oil Co. Station #23	G & M Oil Co.	4		4
4	262057	4A565022002	Stellar Biotechnologies, Inc	Stellar Biotechnologies, Inc		23	23
4	262332	4B192143001	Sulfur Pelletizing, Wilmington	California Sulphur Co		1	1
4	266919	4B190106007	Tank A,B,C,D Area, Haynes Plant, Long Beach	Los Angeles City DWP		13	13
4	266920	4B190106049	Tank E Area, Haynes Plant, Long Beach	Los Angeles City DWP		5	5

June 30, 2009 Quarterly Update

REGIO N	FACILIT Y_ID	WDID	FACILITY NAME	AGENCY NAME	VIOLATIO NS PENDING	ADDRESSE D AND IN PROGRESS	GRAN D TOTAL
4	266921	4B190106050	Tank F,G Area, Haynes Plant, Long Beach	Los Angeles City DWP		6	6
4	266922	4B190106042	Tank H, J Area, Haynes Plant, Long Beach	Los Angeles City DWP		7	7
4	266940	4B190104001	Tapia WRF	Las Virgenes MWD		3	3
4	267061	4B196000067	Temple Beth Am	Temple Beth Am	7		7
4	267130	4B190106005	Terminal Island WWTP	Los Angeles City, Bureau of Sanitation		1	1
4	267175	4B197500064	Tesoro-La Mirada Site	Tesoro Petroleum Companies Inc	1	4	5
4	267428	4A562397002	The Talley Site, Newbury Park	Teleflex Inc.		4	4
4	267510	4B197500174	Thornton Lofts	Venice Beach Partners, Inc		9	9
4	267549	4B196000388	Ticketmaster Building	InterActive Corp.		3	3
4	267571	4B190106004	Donald Tillman WWRP	Los Angeles City, Bureau of Sanitation		2	2
4	267655	4B192079002	Torrance Refinery	ExxonMobil Oil Corporation		7	7
4	267724	4A567500058	Townhomes at the River, Tract No 5353	KB Home		102	102
4	268068	4B197500201	Cagney Ranch - Aliso Residential Develop. (Tract 48906)	K Hovnanian Companies		8	8
4	268611	4B192526001	Treatment Plant #1	Covina Irrigating Co.		2	2
4	268662	4B196000398	Trillium - 6320 Canoga Avenue	Douglas Emmett, Inc.	6	14	20
4	268746	4B190106099	Tunnel # 105	Los Angeles City DWP		4	4
4	268748	4B190106061	Tunnel No. 104	Los Angeles City DWP		1	1
4	268843	4B196000373	Two Rodeo Drive Building	Sloane Two Rodeo, LLC	7	13	20
4	268910	4B191287001	U.S. Gypsum Co.	U.S. Gypsum Co.		11	11
4	269697	4B196100121	United - Rapid Gas Station #19	United Oil Company		14	14

June 30, 2009 Quarterly Update

REGION	FACILITY ID	WDID	FACILITY NAME	AGENCY NAME	VIOLATIONS PENDING	ADDRESSED AND IN PROGRESS	GRAND TOTAL
4	269778	4B197500053	Universal City Apartments Holding LLC	Trammell Crow Residential		7	7
4	269780	4B199017001	Universal City Studios	MCA / Universal City Studios		86	86
4	270777	4B199019002	Inland Terminal ("32-Acres" Terminal)	VOPAK Terminal Los Angeles Inc		33	33
4	270822	4A190107086	Val Verde Co. Park Swim Pool	Los Angeles Cnty, Parks & Rec		12	12
4	270836	4A192332001	Valencia Facility	HR Textron Inc.		3	3
4	270849	4A190107023	Valencia WWRP	Los Angeles County Sanitation Districts		56	56
4	270985	4B196000114	Various wells	Pico Water District		11	11
4	271054	4A560107001	Ventura WRF	City of Ventura	53	234	287
4	271217	4B196100069	Villa Marina Market Place	M & H Property Management		4	4
4	271445	4B197500184	Vista Hermosa Project	Los Angeles Unified School District		8	8
4	271483	4B192525001	Voi-Shan Redondo Beach	Fairchild Holding Corp.		4	4
4	271490	4B192614001	Vopak Terminal Long Beach Inc.	Vopak Terminal Long Beach Inc		1	1
4	273372	4B196000076	Walt Disney Hall Parking	LA Co Parking Authority		14	14
4	273407	4B196100001	21300 Victory Boulevard, LLC	Douglas Emmett, Inc.		4	4
4	273575	4B196000437	Well #11 & #12	Walnut Park Mutual Water Co.		1	1
4	273600	4A567600044	Ventura County Waterworks District No. 19 - Well No. 4	County of Ventura Special Districts		8	8
4	273601	4B196000633	Well No. 1, 2, 4 & 6	Inglewood, City of	2		2
4	273602	4B197600043	Well No. 7	Signal Hill City		9	9
4	273682	4B196000411	West Coast Barrier Project 7	Los Angeles Cnty DPW		1	1
4	273827	4B197500021	Westlake Village Hotel & Spa	Dole Food Co Inc		11	11
4	273830	4A567600031	Westlake Well	Westlake Lake Management Association		86	86

June 30, 2009 Quarterly Update

REGION	FACILITY ID	WDID	FACILITY NAME	AGENCY NAME	VIOLATIONS PENDING	ADDRESSED AND IN PROGRESS	GRAND TOTAL
4	273858	4A562445001	Westport at Mandalay Bay	LB/L SunCal Mandalay, LLC		6	6
4	273899	4B192407001	Westway Terminal-Berths 70-71	Westway Terminal Company		8	8
4	273980	4B190107016	Whittier Narrows WWRP	Los Angeles County Sanitation Districts		7	7
4	274044	4A190805002	William E Warne Power Plant	Ca Dept of Water Resources	1	33	34
4	274092	4B192263001	Wilmington Marine Terminal	Shore Terminal LLC	1		1
4	274093	4B192129002	Wilmington Plant	US Borax Inc.		4	4
4	274096	4B192023001	Wilmington and Terminal Island	Tidelands Oil Production Co.		21	21
4	274103	4B196000421	Wilshire Doheny Building	Casden Properties, LLC	4	12	16
4	274106	4B196100020	Wilshire Renaissance Apartments	Essex Property Trust, Inc./Essex Renaissance Apartments, L.P.	1		1
4	274107	4B196000355	Wilshire Rodeo Plaza	Trea Wilshire Rodeo, LLC		7	7
4	274108	4B197500028	Wilshire Vermont Station	Wilshire Vermont Holdings LLC	1		1
4	274110	4B196000239	Wilshire-Highland Building	Jamison Properties		10	10
4	274112	4B196000620	Wilshire-San Vicente Plaza	Douglas Emmett, Inc.		2	2
4	274370	4B191035002	Wrigley Marine Science Center, Avalon	University of Southern California	4		4
4	606750	4B197500271	Jefferson at Marina Del Rey Multifamily Development	Jefferson at Marina Del Rey LP	3		3
4	607165	4A567500086	Santa Clara River Groins Upgrade Phase 1	Ventura County Watershed Protection District		5	5
4	609114	4B197500146	Urban Bakery Project	Urban Bakery LLC		7	7
4	628946	4A567600061	Well No. 6	Crestview Mutual Water Company		8	8
4	628996	4B197500183	Wilshire Pinnacle Project	BRE Builders		9	9
4	629180	4A567500100	Segment C of Townhomes at the River	KB Home		91	91
4	629227	4A567500091	Santa Paula Airport & Santa Clara River	Ventura County Watershed Protection District		1	1

June 30, 2009 Quarterly Update

REGIO N	FACILIT Y_ID	WDID	FACILITY NAME	AGENCY NAME	VIOLATIO NS PENDING	ADDRESSE D AND IN PROGRESS	GRAN D TOTAL
4	629232	4A567500097	Segment D of Townhomes at the River	KB Home		91	91
4	630010	4A197500104	MWD Foothill feeder water pipeline replacement project	Metropolitan Water District of Southern California	6		6
4	630088	4B197600047	Glorietta Well Nos 3, 4, 6 & Verdugo Well Nos A & B	Glendale City		7	7
4	630266	4A567500186	Segment B of Townhomes at the River, Tract No. 5353	KB Home		91	91
4	630273	4B197600048	Arbor Yard Well No. 27	Lakewood City		1	1
4	630282	4B198000007	Rio Vista Water Treatment Plant	Castaic Lake Water Agency	3	3	6
4	631255	4B197500200	SSR Miracle Mile, LLC, Wilshire Lofts Project	Legacy Partners Builders Inc.	5		5
4	633078	4B197500075	Blossom Plaza Project	Bond Chinatown Ventures, LLC		100	100
4	633109	4B197600054	Groundwater Treatment Plant Start-Up Operation	La Verne City		7	7
4	633196	4B196800068	Groundwater Treatment Plant	Alhambra City Dept of Utilities		69	69
4	633246	4A567500134	Segment E of Townhomes at the River	KB Home		5	5
4	633747	4B197600051	Sepulveda Well No. 1 & 2	Water Replenishment District of Southern California		77	77
4	634733	4B197500082	Archstone 2000 Main Project	Archstone Smith Operating Trust		10	10
4	638139	4B197500152	Wilshire Le Doux Medical Plaza Project	Wilshire Le Doux Medical Plaza LP		7	7
4	638814	4A566600200	GP Resources Facility (Former)	Calclean Inc.		2	2
4	640158	4B197500147	G & M Oil Company Station #56	G & M Oil Company Inc	1		1
4	641172	4B197600062	Well No. 2 Rehabilitation & Start-Up Project	Crescenta Valley Water District	4	83	87
4	641174	4B198100008	Doty Wells Site Filtration Unit	Golden State Water Company		3	3

June 30, 2009 Quarterly Update

REGION	FACILITY ID	WDID	FACILITY NAME	AGENCY NAME	VIOLATIONS PENDING	ADDRESSED AND IN PROGRESS	GRAND TOTAL
				- San Dimas			
4	641259	4A197500172	Segment C - Magic Mountain Parkway/I-5 Outlet Project	Santa Clarita City		7	7
4	641810	4A197500173	Segment D - Magic Mountain Parkway @ I-5 Outlet Project	Santa Clarita City		2	2
4	641815	4B197600060	Well No. 9	Signal Hill City DPW		40	40
4	642048	4B197500193	Longridge Condominium Project	Schaffel Development Co Inc	1		1
4	642153	4B197500191	110-105 Freeway Interchange Storm Water Management Project	Island Environmental Services		1	1
4	642486	4B197600065	52nd Street Well	Maywood Mutual Water Company No.2		6	6
4	642750	4A567500161	Former Mobil Service Station	APPLIED ENVIRONMENTAL TECHNOLOGIES, INC.	2		2
4	643432	4B197500263	Mariposa Place Apartment	Hollywood Community Housing Corp	3		3
4	643715	4B197500211	Occidental Plaza	10291 Whipple LLC		5	5
4	644622	4B197500231	Belmont Village Westwood	Belmont Village Westwood LP	3		3
4	644968	4B197500275	Westwood Terrace Building	Jamison Services	23		23
4	646972	4A568000019	Regional Salinity Management Pipeline - Phase 1C	Calleguas Municipal Water District	1		1
4	646974	4B197500208	One World Trade Center	Legacy Partners II LB World Trade, LLC c/o ENV America Inc.		12	12
4	649805	4B197600074	Well 19C	Park Water Company		14	14
4	650015	4B197600072	Well # 5 and 6	Tract 180 Water Company		40	40
4	650086	4B197500215	World Savings Center	Wachovia (World Savings Center)		3	3
4	650516	4A567500226	Coyote Creek Bridge Widening	Caltrans District 7	7		7

June 30, 2009 Quarterly Update

REGIO N	FACILIT Y_ID	WDID	FACILITY NAME	AGENCY NAME	VIOLATIO NS PENDING	ADDRESSE D AND IN PROGRESS	GRAN D TOTAL
4	653233	4A567500235	Emma Wood State Beach Crude Oil Pipeline Excavation Project	Venoco Inc.		2	2
4	709505	4B197500227	Wilshire Robertson Office Bldg	8767 Wilshire Boulevard, LP	1		1
4	711328	4A197500273	California 60 Project	Dan Frederickson	1		1
4	(blank)	(blank)	(blank)	(blank)	46		46
4	642210	4A197500203	Segment A, San Francisquito Canyon Creek Trail	Santa Clarita City	1		1
4	711131	4B198700024	J & R Fuel	Rita Sevlian	6		6
4	222216	4B197500265	Carson Mini Truck Stop	EDCO STATIONS, INC.	25		25
4	653234	4B197500236	4733 Elmwood Avenue Residential Construction Project	4733 Elmwood LLC	1		1
Total 4					729	8,372	9,101
5F	208630	5C102009007	BALSAM MEADOWS HYDRO PROJ	Southern California Edison		1	1
5F	209509	5C102009001	BIG CREEK POWERHOUSE NO 1	Southern California Edison		7	7
5F	213562	5D152013001	CAWELO RESERVOIR B	Cawelo Water District	2	3	5
5F	214652	5C240108001	MERCED WWTF	MERCED, CITY OF		34	34
5F	228035	5C102029001	GROUNDWATER REMEDIATION SYSTEM	THE VENDO COMPANY		7	7
5F	235247	5D542010001	KRAFT FOODS VISALIA PLANT	KRAFT FOODS, INC		19	19
5F	240374	5C240804001	MERCED RIVER FISH HATCHERY	CA Dept of Fish & Game Fresno		1	1
5F	241563	5D152028001	MOUNT POSO, POSCAL PAC VILLARD	GRIFFIN RESOURCES		9	9
5F	249259	5D153020018	PRODUCED WATER RECL PROJECT	Cawelo Water District	7		7
5F	249457	5D102120001	PURITY OIL SALES SITE	CHEVRONTEXACO, INCORPORATED - R5F		1	1
5F				SECOR INTERNATIONAL INC		2	2
5F	253156	5D542095001	GROUNDWATER CLEANUP	ROCKWELL INTERNATIONAL		3	3

June 30, 2009 Quarterly Update

REGION	FACILITY ID	WDID	FACILITY NAME	AGENCY NAME	VIOLATIONS PENDING	ADDRESSED AND IN PROGRESS	GRAND TOTAL
			SYSTEM				
5F	255315	5D100804002	SAN JOAQUIN FISH HATCHERY	CA Dept of Fish & Game Fresno		4	4
5F	255546	5D102010001	CALMAT SANGER PLANT	WALTER BAUN		2	2
5F	264560	5D541067001	TIPTON MILK & BUTTER PROC FAC	CALIFORNIA DAIRIES, INC	7	477	484
5F	266540	5C242001001	TROUT REARING FACILITY	CALAVERAS TROUT FARM, INC		18	18
5F	270646	5D542001002	VISALIA CLEANUP-SNYDERGENERAL	AAF-MCQUAY, INC		1	1
5F	270651	5D541035001	VISALIA MEDICAL CLINIC	VISALIA MEDICAL CLINIC, INC		6	6
5F	273105	5C240100001	ATWATER WWTF	ATWATER, CITY OF	12	13	25
5F	273161	5D152037001	BEAR VALLEY CSD WWTP	BEAR VALLEY CSD		5	5
5F	273180	5D100124001	MALAGA CWD WWTF	MALAGA CWD		379	379
5F	273182	5C240110001	PLANADA WWTF	PLANADA CSD	1	171	172
5F	273191	5D150118002	STALLION SPRINGS WWTF	STALLION SPRINGS CSD	5	6	11
Total 5F					34	1,169	1,203
5R	205325	5A250100001	Alturas Municipal WWTP	Alturas, City of	1		1
5R	205741	5A450100001	Anderson WPCP	Anderson City		1	1
5R	209551	5A040100001	Biggs WWTP	Biggs, City of		30	30
5R	214198	(blank)	Collins Pine Chester Sawmill	Collins Pine Company		5	5
5R	214199	5A320100001	Chester STP	Chester PUD		1	1
5R	214802	5A450103001	Clear Creek WWTP	Redding City	1	6	7
5R	215903	5A450001005	Cottonwood WWTP	Shasta CSA #17	6		6
5R	219530	5A321010001	Delleker WWTP	Grizzly Lake Resort Imp Dist		3	3
5R	236817	5A452008001	Lehigh Southwest Cement Co Mountain Gate	Lehigh Southwest Cement Co Redding		1	1
5R	248936	5A320102001	Portola WWTP	Portola City		26	26
5R	251217	5A320103001	Quincy WWTP & Collection	Quincy Community Services		12	12

June 30, 2009 Quarterly Update

REGION	FACILITY ID	WDID	FACILITY NAME	AGENCY NAME	VIOLATIONS PENDING	ADDRESSED AND IN PROGRESS	GRAND TOTAL
			System	District			
5R	252119	5A520101001	Red Bluff WW Reclamation Plant	Red Bluff City		4	4
5R	256627	5A450105001	Shasta Lake WWTF	Shasta Lake City	1		1
5R	256963	5A452015003	Sierra Pacific Industries Anderson Division	Sierra Pacific Industries		1	1
5R	256964	5A452015001	Sierra Pacific Industries Burney Division	Sierra Pacific Industries Burney R5R		4	4
5R	256965	5A321016001	Sierra Pacific Industries Quincy Division Sawmill	Sierra Pacific Industries Quincy	1	3	4
5R	271805	5A040102001	Chico Water Pollution Control Plant	City of Chico		15	15
5R	272704	5A110101001	Willows City	Willows City		61	61
Total 5R					10	173	183
5S	205918	5B072039001	ANTIOCH PULP & PAPER MILL	Gaylord Container Corp		14	14
5S	206730	5A31NP00001	AUBURN RANCHERIA CASINO WWTP	United Auburn Indian Community		159	159
5S	206733	5A310100001	AUBURN WWTP	Auburn City	2	15	17
5S	210322	5B070101001	Brentwood WWTP	Brentwood City		93	93
5S	212559	5B392095001	CALAMCO - STOCKTON TERMINAL	CALIF AMMONIA COMPANY		7	7
5S	212845	5B390114001	Camanche Dam Power House	East Bay MUD		1	1
5S	213432	5A290107002	Cascade Shores WWTP	Nevada Cnty Sanitation District No 1	22	165	187
5S	213883	5A340802001	CENTRAL HEATING/COOLING FAC	Ca Dept of General Services Real Estate Div		15	15
5S	214642	5B030103001	City of Jackson WWTP	Jackson City	24	69	93
5S	214647	5A510100001	Live Oak City WWTP	Live Oak City	35	317	352
5S	215106	5A310101001	Colfax WWTP	Colfax City	21	186	207

June 30, 2009 Quarterly Update

REGIO N	FACILIT Y_ID	WDID	FACILITY NAME	AGENCY NAME	VIOLATIO NS PENDING	ADDRESSE D AND IN PROGRESS	GRAN D TOTAL
5S	215225	5A060101001	Colusa WWTP	Colusa City	19	124	143
5S	216285	5B390115001	CSA 31 - Flag City	San Joaquin Cnty		23	23
5S	219223	5A570100001	Davis WWTP	Davis City		7	7
5S	219398	5B090102001	DEER CREEK WWTP	El Dorado ID		2	2
5S	219701	5B390100001	Deuel Vocational Institution	CA Dept of Corrections		64	64
5S	220315	5B070105003	Discovery Bay WWTP	Discovery Bay Town	3	106	109
5S	220548	5A290105001	Donner Summit PUD WWTP	Donner Summit Public Utilities District	3	62	65
5S	220768	5A310106001	Dry Creek WWTP	Roseville City	1	25	26
5S	222057	5A480105002	Easterly WWTP	Vacaville City		61	61
5S	222651	5A48NP0000 1	ELMIRA REMEDIATION PROJECT	Kinder Morgan Energy Ptners LP (5S)	2	10	12
5S	222733	5A29NP0000 6	Empire Mine State Historic Park	CA Dept of Parks & Rec- Sacramento	29		29
5S	225205	5A48NP0000 4	FOX RD PIPELINE RELEASE SITE	Kinder Morgan Energy Ptners LP (5S)		6	6
5S	226690	5B340101001	Galt SD	Galt City	98	33	131
5S	227818	5A290100001	Grass Valley City WWTP	Grass Valley City	6	10	16
5S	227844	5C500117001	Grayson Park Well No.295	Modesto City		15	15
5S	228578	5B072050003	GWF Power Systems, Site IV	GWF Power Systems, L.P.		5	5
5S	229595	5A090100001	Hangtown Creek Water Reclamation Facility	Placerville City	28	85	113
5S	230140	5B39NP00035	HERMAN & HELENS MARINA	HERMAN & HELENS MARINA		1	1
5S	230167	5C502003001	Sconza Candy Oakdale Facility (formerly Hershey Chocolate USA)	HERSHEY FOODS CORP		12	12
5S	230584	5B398000001	HOLT GROUND WATER RECOVERY	Kinder Morgan Energy Ptners LP (5S)		13	13

June 30, 2009 Quarterly Update

REGION	FACILITY ID	WDID	FACILITY NAME	AGENCY NAME	VIOLATIONS PENDING	ADDRESSED AND IN PROGRESS	GRAND TOTAL
5S	230883	5A572002001	HUNT-WESSON, INC.	HUNT-WESSON, INC.		6	6
5S	232546	5A342000006	Interim Ground WTP	Aerojet General Corp		6	6
5S	232757	5B39NP00034	IVANO LANE	Stockton City		1	1
5S	234980	5A340311002	Kiefer Landfill GW Extraction & Treatment Plant	Sacramento Cnty Solid Waste Management	1	3	4
5S	236236	5A290104003	Lake of the Pines WWTP	Nevada Cnty Sanitation District No 1		37	37
5S	236292	5A290104001	Lake Wildwood WWTP	Nevada Cnty Sanitation District No 1		89	89
5S	237054	5B391080001	LINCOLN VILLAGE CTR GWT SYSTEM	LINCOLN CENTER ENV REMED TRUST		6	6
5S	237060	5A580100002	Linda Cnty Water District WWTP	Linda Cnty Water District		17	17
5S	239339	5B392082001	Oakwood Lake Subdivision Mining Reclamation Project, Manteca	BROWN SAND, INC.		22	22
5S	239343	5B390104001	Manteca WW Quality Control Fac	Manteca City	4	224	228
5S	239601	5B392058001	Marley Cooling Tower Company Stockton Facility	SPX Corp.	4	11	15
5S	239874	5A060102001	Maxwell PUD WWTF	Maxwell PUD	174	568	742
5S	241140	5C500114003	MODESTO ID REGIONAL WTP	Modesto ID	1		1
5S	241146	5C500102001	Modesto Water Quality Ctrl Fac	Modesto City		1	1
5S	241195	5B390800001	MOKELUMNE RIVER FISH HATCHERY	CA Dept of Fish & Game Nimbus	1		1
5S	241598	5B391078003	Mountain House WWTP - 1	Mountain House CSD		11	11
5S	244141	5A290101001	Nevada City WWTP	Nevada City	8	24	32
5S	244354	5A340801001	NIMBUS HATCHERY	CA Dept of Fish & Game Nimbus		10	10
5S	245949	5A580102001	OLIVEHURST WWTP	OLIVEHURST PUD		44	44

June 30, 2009 Quarterly Update

REGIO N	FACILIT Y_ID	WDID	FACILITY NAME	AGENCY NAME	VIOLATIO NS PENDING	ADDRESSE D AND IN PROGRESS	GRAN D TOTAL
5S	248586	5A310104007	Placer Cnty SMD No 1 WWTP	Placer Cnty Dept Of Facility Services	6	21	27
5S	248587	5A310104018	Placer Cnty SMD No 3	Placer Cnty Dept Of Facility Services	5	62	67
5S	248706	5A310106007	Pleasant Grove WWTP	Roseville City		69	69
5S	249256	5A342004001	PROCTER & GAMBLE CO WWTP	PROCTER AND GAMBLE COMPANY		6	6
5S	252771	5A480104001	Rio Vista (Main Beach) WWTF	Rio Vista City	17	124	141
5S	252936	5A171041001	RIVIERA WEST WATER SUPPLY TP	RIVIERA WEST MUTUAL WATER CO		1,314	1,314
5S	254925	5A310104011	SA NO 28, ZONE NO.6	Placer Cnty Dept Of Facility Services		90	90
5S	254973	5A34NP0000 4	SACRAMENTO INTERNATIONAL AIRPT	Sacramento Cnty Airport System		28	28
5S	254981	5A340108002	Sacramento Regional WWTP	Sacramento Regional CSD		16	16
5S	255180	5B050103001	San Andreas WWTF	San Andreas Sanitary District	7	16	23
5S	256919	5C550801002	Sierra Conservation Center WTP (NPDES)	CA Dept of Corrections		30	30
5S	256968	5A312001001	SIERRA PLANT	FORMICA CORPORATION		14	14
5S	257308	5A462023001	SIXTEEN TO ONE MINE	Original Sixteen to One Mine	5		5
5S	258543	5A340805001	State Printing & Warehouses	Ca Dept of General Services Real Estate Div		45	45
5S	258739	5B390107001	Stockton STP-Main Plant	Stockton City	2	21	23
5S	266223	5B390108001	Tracy WWTP	Tracy City	7	77	84
5S	266439	5A480108001	Trilogy WWTP/Northwest WWTP	Rio Vista City		362	362
5S	266737	5C500108001	Turlock WWTP	Turlock City		54	54
5S	268722	5B34NP00009	Tsar Nicoulai Sturgeon Farm	Tsar Nicoulai Caviar LLC		2	2
5S	268926	5A570800001	UC Davis Main WWTP	UC DAVIS	4	35	39
5S	271634	5A340107010	WALNUT GROVE WWTP (CSD1)	SACRAMENTO REGIONAL CSD-	2		2

June 30, 2009 Quarterly Update

REGION	FACILITY ID	WDID	FACILITY NAME	AGENCY NAME	VIOLATIONS PENDING	ADDRESSED AND IN PROGRESS	GRAND TOTAL
				ELK GV			
5S	271818	5B07NP00008	Brentwood Water System Flushing Program	Brentwood City	2		2
5S	272122	5B570103001	West Sacramento STP	West Sacramento City	5	69	74
5S	272353	5B092006001	Wetsel Oviatt Lumber Mill	Wetsel Oviatt Lumber Company		6	6
5S	272444	5B390103002	White Slough Water Pollution Control Facility	Lodi City	7	17	24
5S	272631	5A060103001	Williams WWTP	Williams City	4	707	711
5S	272960	5A570105001	Woodland Water Pollution Control Facility	Woodland City		3	3
5S	274556	5A510101001	Yuba City WWTF	Yuba City		31	31
5S	212850	5B05NP00004	Camanche South Shore Rec Area	East Bay MUD	2		2
5S	738393	5A34NP00056	Freeport Regional Water Project (FRWP), Segment 1	Mountain Cascade Inc	4		4
5S	644081	5B07NP00012	Mokelumne Aqueduct No. 2 Project	East Bay MUD	1		1
5S	644794	5B34NP00012	Walltown Project Pump Test	Tsakopoulos, Angelo	1		1
5S	644537	5B39NP00040	TCN Properties M-6 Stormwater Pump Station Project	TCN Properties LP	1		1
5S	644068	5A17NP00007	Kelseyville Replacement Drinking Water Well Project	Kelseyville Cnty Waterworks	1		1
5S	645427	5B39NP00037	Jack in the Box underground Storage Tank Installation Project	JACK IN THE BOX INC	1		1
5S	206275	5A34NP00013	ARDEN-CORDOVA WATER SERVICE	SOUTHERN CA WATER COMPANY	2		2
5S	254995	5A34NP00018	SACTO CO MISC WATER SYS DISCH	Sacramento Cnty Water Agency	2		2

June 30, 2009 Quarterly Update

REGIO N	FACILIT Y_ID	WDID	FACILITY NAME	AGENCY NAME	VIOLATIO NS PENDING	ADDRESSE D AND IN PROGRESS	GRAN D TOTAL
5S	224679	5A09NP0000 6	FLOW FIRE HYDRANTS PLACERVILLE	Placerville City	2		2
5S	219489	5A34NP0002 9	DEL PASO MANOR WD	DEL PASO MANOR WATER DIST	1		1
5S	644088	5A57NP0001 9	Target Distribution Ctr T-555 Stormwater Sys Repair	Target Corporation	1		1
5S	645142	5B03NP00007	Castle Oaks Development Project	JTS Communities Inc	1		1
5S	644533	5A48NP0001 8	Vacaville City Well 16 Dev & Pump Test Project	Vacaville City	1		1
5S	644083	5A57NP0002 0	Water Supply Well Development & Pump Test	MADISON SERVICE DISTRICT	1		1
5S	643825	5A29NP0000 7	Chevron Station - Higgins Village	MP Allen General Contractors	1		1
5S	219503	5A31NP0001 4	DEL WEBB, 1265 FIDDYMENT RD	Del Webb California Corp	2		2
5S	657885	5A09NP0001 5	Silva Valley Parkway Water Main Project	El Dorado Cnty Dept of Transportation	1		1
5S	644512	5B50NP00019	Diablo Grande WTP Increase Capacity Project	Western Hills Water District	1		1
5S	644174	5B39NP00042	Woodbridge Manteca Project	Pulte Homes Corp	1		1
5S	645405	5A31NP0003 8	Miners Ravine Off-Channel Detention Basin Facility Project	Placer Cnty Flood Control & Water Conservation District	1		1
5S	644536	5B39NP00041	Manteca City Sewer Force Main Pipeline Project	Manteca City	1		1
5S	271793	5A09NP0000 7	WATER DISTR SYS CONST & MAINT	El Dorado ID	2		2
5S	259416	5A31NP0000 7	SUN CITY LINCOLN HILLS	Del Webb California Corp	2		2
5S	224049	5A34NP0003	FAIR OAKS WATER DISTRICT	Fair Oaks Water District	1		1

June 30, 2009 Quarterly Update

REGIO N	FACILIT Y_ID	WDID	FACILITY NAME	AGENCY NAME	VIOLATIO NS PENDING	ADDRESSE D AND IN PROGRESS	GRAN D TOTAL
		2					
5S	211833	5A34NP0004 4	Bradshaw Interceptor Section 8	Sacramento Regional Cnty Sanitation District	1		1
5S	644091	5A51NP0001 6	Yuba City Water Supply Replacement Project	Yuba City	1		1
5S	222870	5B39NP00005	EQUILON ENTERPRISES LLC-LOW TH	EQUILON ENTERPRISES LLC	2		2
5S	643832	5A06NP0000 4	Dunmore Communities Well	Durham Pump	1		1
5S	657163	5A31NP0004 1	Sun City Lincoln Hills Community, Phase 3B, Villages 10 & 3	DeSilva Gates Construction	1		1
5S	255356	5A31NP0002 5	SAN JUAN WD FLOW TEST & MAINT	SAN JUAN WATER DISTRICT	1		1
5S	644173	5B39NP00043	McDonald Island Underground Gas Storage Facility	Pacific Gas & Electric Company Walnut Creek	1		1
5S	644152	5B39NP00044	Stockton Station 85-01 Well Installation Project	California Water Service Company San Jose	1		1
5S	657883	5A34NP0004 6	Rio Linda/Eleverta Community Water District Drinking Water Well Project	Rio Linda/Elverta Community Water District	1		1
5S	645402	5B07NP00011	Mokelumne Aqueduct No 2 Interconnect Project	East Bay MUD	1		1
5S	271819	5A48NP0000 9	Rio Vista Water System Flushing Program	Rio Vista City	1		1
5S	738361	5B39NP00048	Penny-Newman Grain Company Hydrostatic Test Project	Penny Newman Grain Co	12		12
5S	729795	5A34NP0005 1	Freeport Regional Water Project, Segment 4	Steve P. Rados, Inc.	8		8

June 30, 2009 Quarterly Update

REGIO N	FACILIT Y_ID	WDID	FACILITY NAME	AGENCY NAME	VIOLATIO NS PENDING	ADDRESSE D AND IN PROGRESS	GRAN D TOTAL
5S	729793	5A34NP0005 0	Freeport Regional Water Project, Segment 3	Freeport Regional Water Authority	5		5
5S	729791	5A34NP0004 9	Freeport Regional Water Project, Segment 2	Freeport Regional Water Authority	4		4
5S	738548	5A34NP0005 9	Folsom South Canal Connection (FSCC), North Pipeline Segment Project	SJ Louis Construction inc	4		4
5S	738557	5A09NP0001 6	El Dorado Irrigation District	El Dorado ID	1		1
5S	731966	5A34NP0005 3	Upper Northwest Interceptor (UNWI) Pipeline	Sacramento Regional County Sanitation District	1		1
5S	735630	5A34NP0005 5	Fruitridge Vista Water Company	Fruitridge Vista Water Company	1		1
Total 5S					642	6,004	6,646
6B	205231	6B269907002	ALPERS TROUT LLC	ALPERS TROUT LLC		5	5
6B	230727	6B260801001	HOT CREEK HATCHERY NPDES	Ca Dept of Fish & Game Region 6	60		60
6B	270419	6B360109001	VICTOR VALLEY MUNI WTP	Victor Valley Wastewater Reclamation Authority	15	94	109
Total 6B					75	99	174
7	210272	7A130100011	Brawley City WWTP	Brawley City	10	154	164
7	212589	7A130101011	CALEXICO CITY WWTP	Calexico City	28	8	36
7	212739	7A130102041	CALIPATRIA CITY WWTP	CALIPATRIA CITY	1	77	78
7	213850	7A131337001	CA DEPT OF CORRECTIONS CENTINELA WWTP	CA Dept of Corrections	2	31	33
7	214933	7A330104012	Coachella SD WWTP	Coachella SD	7	257	264
7	215925	7A131001011	Country Life MHPRV Asset Partners LP WWTP	Ralph Beatty	2		2

June 30, 2009 Quarterly Update

REGION	FACILITY ID	WDID	FACILITY NAME	AGENCY NAME	VIOLATIONS PENDING	ADDRESSED AND IN PROGRESS	GRAND TOTAL
7	215961	7A132160001	HEBER GEOTHERMAL FACILITY	Ormat Nevada Inc		35	35
7	215962	7A132210001	SECOND IMPERIAL GEOTHERMAL FACILITY	Ormat Nevada Inc	1	23	24
7	219146	7A131057011	Peter M Ormand Date Gardens MHP	Peter M. Ormand	27		27
7	222402	7A130128003	Imperial ID El Centro GS	Imperial ID	4	6	10
7	222407	7A130103011	El Centro City WWTP	El Centro City	1	19	20
7	229967	7A130104011	Heber PUD WWTP	Heber PUD	4	17	21
7	230588	7A130105011	Holtville City WWTP	Holtville City		18	18
7	232216	7A130128015	IMPERIAL ID GRASS CARP HATCHERY	Imperial ID	4	8	12
7	232259	7A130113011	Imperial CCD WWTP	Imperial CCD	1	3	4
7	232297	7A130106011	Imperial City WWTP	Imperial City	12	25	37
7	239975	7A130114011	McCabe USD WWTP	McCabe USD	42	5	47
7				(blank)	9	1	10
7	244348	7A130109011	Niland SD WWTP	Niland SD	18	96	114
7	256217	7A130111013	SEELEY CWD WWTP	Seeley Cnty WD	12	77	89
7	270096	7A330122021	Valley SD WWTP	Valley SD	7	2	9
7	272291	7A130112012	WESTMORLAND CITY WWTP	Westmorland City	38	8	46
Total 7					230	870	1,100
8	219865	8 302448001	DEWATERING,GENERAL	Irvine Community Development Co	1		1
8	259018	8 302741001	Adams Steel Salvage	ADAMS STEEL		1	1
8	259067	8 362023002	STORM,MULBERRY DITCH & SAN SEV	California Steel Industries, Inc		13	13
8	259149	8 360112001	Rialto WWRF	Rialto City		35	35
8	259156	8 302006002	Michelson WWRF	Irvine Ranch Water District		4	4
8	259161	8 362222001	Henry N. Wochholz WWRF	Yucaipa Valley Water Dist		435	435

June 30, 2009 Quarterly Update

REGION	FACILITY ID	WDID	FACILITY NAME	AGENCY NAME	VIOLATIONS PENDING	ADDRESSED AND IN PROGRESS	GRAND TOTAL
8	259165	8 360104004	IEUA Regional Plant No. 1 & 4	Inland Empire Utilities Agency		28	28
8	259169	8 362744001	IEUA Regional Plant No. 5	Inland Empire Utilities Agency	3		3
8	259170	8 330101001	Beaumont WWTP No. 1	Beaumont City		34	34
8	259171	8 330108001	Corona WWRF No. 1	Corona City DWP		149	149
8	259174	8 332476001	Corona WWRF No. 3	Corona City DWP		2	2
8	259178	8 362375001	Colton/San Bernadino STP, RIX	Colton/San Bernardino RTT&WRA	1	67	68
8	259184	8 362283001	IEUA Carbon Canyon WWRF	Inland Empire Utilities Agency		1	1
8	259195	8 330107002	Jurupa CSD STP Indian Hills	Jurupa Community Services District	5		5
8	259196	8 332303001	Temescal Creek Outfall	Eastern Municipal Water District		22	22
8	259205	8 332353001	WRCRWA Regional WWRF	Western Riverside Cnty Regional Wastewater Authority		104	104
8	259216	8 332253001	Lee Lake WD WWRF	Lee Lake Water District	87		87
8	(blank)	(blank)	(blank)	(blank)	1	43	44
Total 8					98	938	1,036
9	209953	(blank)	Body Beautiful Carwash Pacific Hwy San Diego	Terra Vac		3	3
9	210695	(blank)	BUENA SD, SHADOWRIDGE WRP	Encina Wastewater Authority		2	2
9	224137	9 000000115	Fallbrook Public Water District Plant 1	Fallbrook Public Utility Dist		28	28
9	229725	9 000000833	HARRF DISCH TO ESCONDIDO CREEK	Escondido City		11	11
9	229726	9 000000031	HARRF DISC to San Elijo Ocean Outfall	Escondido City		437	437
9	236019	(blank)	LA SALINA WWTP, OCEANSIDE OTFL	Oceanside City		14	14

June 30, 2009 Quarterly Update

REGIO N	FACILIT Y_ID	WDID	FACILITY NAME	AGENCY NAME	VIOLATIO NS PENDING	ADDRESSE D AND IN PROGRESS	GRAN D TOTAL
9	237396	9 000000117	LOS ALISOS WD WWTP	SOCWA-ALISO CREEK OCEAN O/F		3	3
9	240988	9 000000506	MISSION VALLEY TERMINAL	Kinder Morgan, MVT, SFPP, L.P.		29	29
9	245791	9 000000436	Mountain Water Ice Oceanside Plant	Mountain Water Ice Company		82	82
9	246018	9 000000469	One America Plaza Dewater	AMERICA PLAZA OWNERS ASSOC		4	4
9	248654	9 000001182	PLANTS 1,2,3 & 13 DISCH TO OOO	Marine Corps Base, Camp Pendleton	24		24
9	248796	9 000000275	Point Loma Ocean Outfall	San Diego City		14	14
9	249321	9 000000588	PROMENADE AT PACIFIC BCH DEWAT	PROMENADE MALL DEVELOPMT CORP		3	3
9	255226	9 000000329	San Diego City Convention Center Dewatering	San Diego City		45	45
9	255265	9 000000125	SAN ELIJO WPCF	San Elijo Joint Powers		3	3
9		(blank)	SAN ELIJO WPCF	San Elijo Joint Powers		3	3
9	256121	9 000000083	SeaWorld, San Diego	Anheuser-Busch, Inc.		8	8
9	257520	9 000000175	SMWD OSO CREEK WRF	SOCWA-SAN JUAN CREEK OCEAN O/F		92	92
9	257701	9 000000086	SONGS UNIT 1	Southern California Edison - San Clemente		3	3
9	257991	9 000000137	BAE Systems San Diego Ship Repair (formerly SOUTHWEST MARINE SHIPYARD)	Southwest Marine Inc		1	1
9	625254	9 000001414	San Vicente Pipeline Project	(blank)		46	46
9	640111	9 000001411	501 First Street, Coronado CA, Dickerson Residence	Dickerson, William G. and Heidi		9	9
9	655225	(blank)	Studio 15 Housing Const Dewatering- Enrollee under R9-	Studio 15 Housing Partners LLC		14	14

June 30, 2009 Quarterly Update

REGIO N	FACILIT Y_ID	WDID	FACILITY NAME	AGENCY NAME	VIOLATIO NS PENDING	ADDRESSE D AND IN PROGRESS	GRAN D TOTAL
			2000-0090				
9	(blank)	(blank)	(blank)	(blank)		10	10
9	647328	9 000001503	CSU San Diego Research Foundation Coastal Waters Laboratory	CSU San Diego Research Foundation	4		4
Total 9					28	864	892
GRAND TOTAL					2,261	22,226	24,487