



2010-11 MEDIA GUIDE





Supporting education supports our future.

At Qwest®, we believe in the power of education to change lives and enrich communities. We put our support behind pre-K through 12 education with initiatives that ensure students are ready to learn, teach parents their important role in student learning, and help teachers acquire new tools and skills. **From fostering community involvement to facilitating investment in schools**, we know how to hit the books. To find out more visit qwest.com/community.

TABLE OF CONTENTS



Kroenke, E. Stanley	2	All-Time Among NBA's Top 10	224	Charlotte Bobcats	332
Kroenke Sports Enterprises	3	Foreign Born Players / Hometown Heroes / Nuggets Olympians	225	Chicago Bulls	333
Pepsi Center Information	4	All-Star Information	226-228	Cleveland Cavaliers	334
BASKETBALL STAFF		Retired Numbers	229-231	Dallas Mavericks	335
Kroenke, Josh	6	Coaching Records	232	Detroit Pistons	336
Ujiri, Masai / Collins, Tomago	7	All-Time Owners / Front Office Executives / Assistant Coaches / Athletic Trainers	233	Golden State Warriors	337
Andrews, P. / Waggoner, M. / Stieneker, S.	8	All-Time Records vs. Opponents	234	Houston Rockets	338
Karl, George	9-10	Year-by-Year / Home & Road Records	235	Indiana Pacers	339
Dantley, Adrian / Hunt, Melvin	11	All-Time Month-by-Month Records	236	Los Angeles Clippers	340
Welch, John / Iske, Chad / Augmon, Stacey	12	Season Openers	237	Los Angeles Lakers	341
Gillen, Jim / Hess, Steve	13	Home Openers	238	Memphis Grizzlies	342
Additional Basketball Staff	14	Road Openers	239	Miami Heat	343
PLAYER INFORMATION		All-Time Overtime Summary	240	Milwaukee Bucks	344
2010-11 Training Camp Roster	16	Overtime Records / Year-by-Year Injuries	241	Minnesota Timberwolves	345
Regular Season Career Highs	17	All-Time Attendance	242	New Jersey Nets	346
Afflalo, Arron	18-19	DENVER IN THE ABA		New Orleans Hornets	347
Andersen, Chris	20-21	Year-by-Year Results (1967-76)	244-252	New York Knicks	348
Anthony, Carmelo	22-25	Record vs. ABA Opponents	253	Oklahoma City Thunder	349
Balkman, Renaldo	26-27	Individual Honors / All-Star Information	254	Orlando Magic	350
Billups, Chauncey	28-31	Year-by-Year ABA Playoff Results	255	Philadelphia 76ers	351
Carter, Anthony	32-33	Career ABA Playoff Leaders	256	Phoenix Suns	352
Harrington, Al	34-37	ABA Draft History	257	Portland Trail Blazers	353
Lawson, Ty	38-39	RECORD BOOK		Sacramento Kings	354
Martin, Kenyon	40-43	Individual Regular Season Records	260-266	San Antonio Spurs	355
Nené	44-47	Team Regular Season Records	267-271	Toronto Raptors	356
Smith, J.R.	48-49	Opponent Regular Season Records	272-273	Utah Jazz	357
Williams, Sheldon	50-51	All-Time Lows	274	Washington Wizards	358
Training Camp Invitees	52-54	Rookie Records	275	2009-10 Final Team Standings	359
MEDIA INFORMATION		All-Time Career Leaders	276	2009-10 Final Player Rankings	360
Logo History, Media Information	56	All-Time Scoring Leaders	277	2010 NBA Playoffs / D-League Directory	361
Altitude Information	57	Year-by-Year Leaders	278-284	NBA Office Directory	362
Marlowe, C. / Hastings, S. / Kosmicki, J.	58	Nuggets Top Individual Scoring Games	285-286	MISCELLANEOUS	
Key Dates / Playoff Format	59	Top Opponent Individual Scoring Games	287-288	Nuggets Community Outreach	364-365
Division Alignment / NBA Leader Minimums	60	David Thompson's 73-Point Game	289	Community Ambassadors	365
Medical Glossary	61	Nuggets & Opponents 20-20 Club	290	In-Game Entertainment	366
Nuggets Traveling Media	62	All-Time Triple-Doubles	291-293	2011-11 Season Seating & Parking Maps	367
2009-10 SEASON IN REVIEW		Highest Scoring Game in NBA History	294	2010-11 Schedule	368
Roster / Season Highs and Lows	64	Top Team Scoring Games	295	The 2010-11 Denver Nuggets Media Guide is a joint production of the Nuggets Media Relations and Creative Departments. Research, writing and editing done by Tim Gelt and Dan Tolzman. Design, layout and cover design by Ryan Hanke. Photos by Garrett Ellwood, Tim DeFrisco, Mark Junge and NBA photos. All NBA and team insignia depicted in this publication are the property of NBA Properties, Inc. and the respective teams of the NBA and may not be reproduced for commercial purposes without the prior written consent of NBA Properties, Inc. The information contained in this publication was compiled by the Denver Nuggets and is provided as a courtesy to our fans and the press and may be used only for personal or editorial purposes. Any commercial use of this information is prohibited without the prior written consent of the Denver Nuggets.	
Game-by-Game Results	65	Largest Margins, Victory & Defeat	296		
Final Stats	66-67	All-Time Streaks	297		
Home and Away Stats	68	Year-by-Year Streaks	298		
Record Breakdown	69	Top Nuggets Comebacks	299		
Individual Season Highs	70-71	Biggest Blown Leads	300		
Single-Game Highs / Quarter-by-Quarter Stats	72	Team & Individual Pepsi Center Records	301-302		
Team Leaders / Double Figure Games	73	PLAYOFF RECORDS (NBA ONLY)			
Games Missed / Starting Lineups	74	Year-by-Year Playoff Results	304-306		
Playoff Stats	75	Biggest Wins and Losses	306		
NUGGETS SEASON-BY-SEASON		Playoff Records	307-312		
Year-by-Year Roster & Results	78-143	Individual Series Records	312-315		
Year-by-Year Stats	144-153	Opponent Playoff Records	316-317		
NUGGETS HISTORY		Individual Opponents Series Records	318-321		
All-Time Roster	156-205	All-Time Playoff Scoring Leaders	322		
All-Time Numbers	206-207	Career NBA Playoff Leaders	323		
All-Time Collegiate Roster	208-210	Year-by-Year Statistics	324-328		
Nuggets NBA Draft History	211-213	THE NBA			
Nuggets NBA Transactions	214-222	Atlanta Hawks	330		
Individual Honors	223	Boston Celtics	331		



DENVER NUGGETS
 1000 CHOPPER CIRCLE
 DENVER, CO 80204
 (303) 405-1100
www.Nuggets.com



E. STANLEY KROENKE

Owner, Kroenke Sports Enterprises, LLC

Mr. E. Stanley Kroenke was officially introduced as the owner of the Denver Nuggets on July 6, 2000, and under his leadership, the Nuggets have enjoyed unprecedented success.

The Nuggets have returned to prominence with a remarkable turnaround this decade and are one of only three NBA teams to make the playoffs in each of the past seven seasons, including a remarkable run to the 2009 Western Conference Finals.

Since taking control of the Nuggets, Colorado Avalanche and Pepsi Center, Mr. Kroenke has been widely recognized as one of the top owners in professional sports, as well as a strong and committed leader throughout the community.

Kroenke Sports Enterprises, Mr. Kroenke's Denver-based company, also owns Major League Soccer's Colorado Rapids and the National Lacrosse League's Colorado Mammoth. His teams have hosted the 2001 NHL All-Star Game, the 2004 and 2009 NLL All-Star Games, the 2005 NBA All Star Game and the 2007 MLS All-Star Game, bringing some of the world's most famous athletes to Denver.

KSE's dedication to success has been evidenced by the consistent playoff runs of its teams. The Avalanche has made the playoffs in 12 of its 14 seasons in Denver and defeated the New Jersey Devils in June 2001 to win the Stanley Cup, the second in franchise history. The Mammoth has been a playoff participant in seven of its eight seasons and won the NLL championship in 2006.

In February 2007, Mr. Kroenke purchased a significant stake in Arsenal FC. He owns more than 29 percent of London's storied football club. The initial investment came months after KSE and the Colorado Rapids formed a landmark marketing and strategic partnership with the famed Barclays Premier League club. The relationship has been further strengthened by the completion of KSE's acquisition of 50 percent shareholding in Arsenal Broadband Limited. In September 2008, Mr. Kroenke was appointed to the Arsenal board as a non-executive director.

In August 2010, National Football League owners unanimously approved Mr. Kroenke's bid to become principal owner of the St. Louis Rams. A native Missourian, Mr. Kroenke played a vital role in bringing the NFL back to St. Louis in 1995. Prior to becoming the majority owner of the Rams, he was the minority owner of the team. With his real estate development expertise, Mr. Kroenke was instrumental in the building of Rams Park, now known as the Russell Training Center.

Under Mr. Kroenke's direction, KSE completed three of the company's most ambitious projects to date. On April 7, 2007 KSE opened the largest soccer-specific complex in the world, Dick's Sporting Goods Park. The state-of-the-art sports facility on more than 160 acres in Commerce City, Colo., seats 18,000 fans for field sports and up to 27,000 for concerts. The award-winning field at Dick's Sporting Goods Park has been heralded as "one of the finest pitches in the world" by numerous international players and coaches who have played at the complex. In November 2008, the stadium hosted Colorado's first-ever World Cup qualifier between USA and Guatemala.

Dick's Sporting Goods Park also includes 24 surrounding playing fields for youth and adult recreational sports such as soccer, lacrosse and rugby. The complex anchors the 917-acre Prairie Gateway site that is a public-private partnership between KSE and Commerce City. The site is host to the Commerce City municipal hall, retail facilities, offices for the U.S. Fish and Wildlife Service, and a visitors' center for the Rocky Mountain Arsenal Wildlife Refuge. The project has created hundreds of jobs in the community and is expected to generate thousands more as the growth continues.

Altitude Sports & Entertainment, a 24-hour regional television network began operation in September 2004, becoming the new television home for the Nuggets and Avalanche. Altitude



also features other professional, collegiate and high school sporting events, as well as outdoors and lifestyle programming, entertainment and community interest coverage throughout the Rocky Mountain West.

TicketHorse became the official and exclusive ticket provider for both primary and secondary ticket sales for all KSE properties in July 2009. TicketHorse is committed to the highest standards of service to buyers and sellers, ticketing millions of consumers throughout Colorado.

One of KSE's primary focuses has been the Colorado community and civic causes. More than \$15.5 million in contributions have been made to Colorado charities through Kroenke Sports Charities and the Denver Nuggets and Colorado Avalanche Community Funds.

Kroenke Sports Enterprises purchased the Paramount Theatre, a historic landmark in downtown Denver, in July 2002. The venerable theatre remains a vibrant, multi-event facility where Denver residents and visitors enjoy a wide variety of entertainment ranging from classic concerts to family shows, dance productions, comedic performances and charitable events each year. Pepsi Center and the Paramount Theatre are home to more than 250 events annually including world renowned concerts such as Madonna, Celine Dion, U2 and Lady Gaga.

Peak Entertainment, LLC, a joint venture of Kroenke Sports Enterprises and AEG Live Rocky Mountains, opened 1STBANK Center together in March 2010. The multi-use arena accommodates up to 6,500 people for a mixture of events located in Broomfield, Colo.

Mr. Kroenke's enthusiasm and vision ensure that Denver will continue to be the top entertainment destination in the Rocky Mountain region for generations to come. Local media outlets have consistently named Mr. Kroenke one of the most significant people in the Denver arts and entertainment community, saying "No other person entertains more people more often."

In August of 2008, Pepsi Center played host to the Democratic National Convention. Tens of thousands of delegates, journalists, volunteers and patrons descended on Denver and the Pepsi Center for the Convention. The landmark event ranks as one of the most important in KSE and Colorado history. Millions of people around the world watched the Convention, which city officials estimated boosted the local economy by nearly \$270 million.

Mr. Kroenke is chairman and owner of The Kroenke Group, a private real estate investment and development company with properties located throughout the United States and Canada. Over the past two decades, he has built a reputation as one of the nation's leading real estate developers. One of the largest ranch property owners in North America, Mr. Kroenke's ownership stakes also includes the Screaming Eagle and Jonata vineyards.

Mr. Kroenke's current and former board and trustee memberships include Wal-Mart Stores, Inc., Central Bank Holding Company, Boone County National Bank, Community Investments Partnership of St. Louis, the College of the Ozarks, and the Missouri Basketball Hall of Fame. He is a member of St. Louis' Civic Progress, which provides support and leadership for various community improvements that promote economic development, education and quality of life. In February 2009, Mr. Kroenke was enshrined into the Missouri Sports Hall of Fame.

Mr. Kroenke holds undergraduate and graduate degrees from the University of Missouri. He and his wife, Ann, have a daughter, Whitney, an award winning documentary film producer, and a son, Josh, Governor and President of the Denver Nuggets and Governor of the Colorado Avalanche.

KSE AND EXECUTIVE STAFF

Kroenke Sports Enterprises is the Rocky Mountain West's leading provider of sports and live entertainment. Serving millions of fans each year, Kroenke Sports and its partners operate a variety of venues that serve an array of entertainment options.

Kroenke Sports Enterprises Mission Statement - "Memories are Played Here."

Kroenke Sports Enterprises is committed to providing world class sports and entertainment for both live and broadcast audiences.

We will welcome fans into our venues as family, providing respect and care from the purchase of a ticket, to the drive home.

We will celebrate the best in sport and entertainment by recognizing the diversity and human spirit around us, and by working within our community to improve the lives of all those within the community.



PAUL ANDREWS
EXECUTIVE VICE PRESIDENT



MARK WAGGONER
SENIOR VP, SPORTS FINANCE



DOUG ACKERMAN
SENIOR VP, VENUES



MIKE BENSON
SENIOR VP, BUSINESS AFFAIRS
AND TREASURER



STEPHEN STIENEKER
VP, GENERAL COUNSEL



KURT SCHWARTZKOPF
CHIEF MARKETING OFFICER, DENVER
NUGGETS & COLORADO AVALANCHE



DAVE JOLETTE
VP, VENUE OPERATIONS



MIKE KUROWSKI
VP, CORPORATE SALES AND
PARTNERSHIP MARKETING



DEB DOWLING-CANINO
VP, COMMUNITY RELATIONS
AND FAN DEVELOPMENT



OPENED

October 1, 1999

LOCATION

Denver's Central Platte Valley, bordered by Auraria Parkway, Speer Boulevard and adjacent to Elitch Gardens.

COST

\$160 million in private funds.

ARCHITECT

Hellmuth, Obata and Kassabaum, Sports Facilities Group

CONTRACTOR

M.A. Mortenson Co.

ENGINEERS

Mechanical, Electrical, Plumbing — ME Engineers;
Structural — Thornton Tomasetti;
Civil — J.F. Sato;
Ice Systems and Dashers — Henry Coupe;
Acoustics — Wrightson, Johnson, Haddon, Williams

LAND

Total of 52 acres. Arena site 45 acres, footprint 4.6 acres, gross square feet 675,000. Building dimensions: 132 feet floor to ceiling, equivalent to a 10-story building; Mezzanine level elevation 15 feet; main concourse level elevation 28 feet; club level elevation 45 feet; upper concourse level elevation 58 feet.

LANDSCAPING

718 trees, 1,806 shrubs, 1,006 groundcover plants, seven natural waterscape ponds.

SCOREBOARD

60,000-pound, center-hung, four-sided, state-of-the-art scoreboard with four-story video boards.

PARKING

6,400 surface spaces on site — 4,000 regular, 200 handicapped, 2,200 shared with Elitch Gardens.

ELEVATORS AND ESCALATORS

Six passenger elevators and one freight; seven escalators; six interior loading docks.

SUITES

95 luxury suites located on two levels; can accommodate 12-16 people each.

SEATING

19,155 seats for basketball, 18,129 for hockey; for concerts, 17,600 with end stage, 20,100 with center stage.

MEDIA FACILITIES

Media lounge, equipment room, kitchen, darkroom, workroom, copy room, three TV booths, three radio booths, three auxiliary booths, 80 hockey print media stations, direct elevator access to press box.

RESTROOMS

41 public restrooms — 18 men's, 18 women's, 5 family.

PRODUCTION FACILITIES

Studio, audio booth/control room, two video offices, two editing suites, arena control room, makeup room.

NUGGETS LOCKER ROOM

Spacious and recently renovated. Includes a medical and therapy center, a training room, a SwimEx therapy pool, hot and cold tubs, a player lounge, laundry facilities, a video editing room and a coaches conference room. Above the locker room is a regulation NBA practice court and adjacent to the court is a state-of-the-art, full-size weight room.



DENVER NUGGETS
DENVER NUGGETS



NUGGETS

BASKETBALL STAFF

JOSH KROENKE

President & Governor, Denver Nuggets



Josh Kroenke is entering his first season as President & Governor of the Denver Nuggets. He also serves as Governor of the Colorado Avalanche.

Kroenke has spent the past three years working in the Nuggets' front office, most recently as the Vice President of Team Development. He has been

involved in every aspect of the organization's day-to-day operations and helped Denver enjoy the most successful three-year stretch in team history, with three consecutive 50-win seasons and two division titles. In addition to his role with the Nuggets, Kroenke worked closely with KSE's executive committee on multiple business operation issues, ranging from finance to marketing.

After graduating from the University of Missouri with a degree in financial management, he completed a six-month internship with the NBA's League Office working in its Player Development Department. Upon finishing his internship, Kroenke worked as an underwriter for Lehman Brothers in

their Global Real Estate Group where he assisted with the debt underwriting and securitization of numerous commercial real estate transactions.

Kroenke was rated a Top-50 player nationally in high school, according to several scouting services, and helped lead the Rock Bridge High School Boys' basketball team to a No. 1 ranking in the state of Missouri as a junior. Kroenke received a full basketball scholarship to the University of Missouri, where he was named Academic All-Big XII First Team and selected team captain as a junior and senior.

Away from the Nuggets and Avalanche, Kroenke is involved in several charitable entities, including the Todd Pegglov Memorial Scholarship Fund at the University of Missouri. He is also a major supporter of the Playing For Change Foundation, which is operated by his sister, Whitney, and benefits children worldwide through the building of schools that specialize in the teaching of music and arts.



MASAI UJIRI

Executive Vice President, Basketball Operations



Masai Ujiri brings tremendous knowledge and extensive global connections to the Nuggets as he begins his first season as Executive Vice President of Basketball Operations.

Ujiri, who was named to the position on Aug. 27, 2010, spent the previous three years with the Toronto Raptors after joining

the team as director of global scouting in 2007. He was elevated to assistant general manager, player personnel, in 2008 and worked closely with team president and general manager Bryan Colangelo. His duties included overseeing Toronto's scouting and personnel department, talent assessment and related data management.

Ujiri is no stranger to Denver, having worked as a Nuggets scout from 2003-07. He was the team's director of international scouting during the 2006-07 season. Prior

to joining the Nuggets, he worked as an international scout for the Orlando Magic.

A native of Nigeria, Ujiri is well-connected in the international basketball scene. He played professionally in Europe for six years, with stops in Belgium, Germany, England, Greece and Finland. He has scouted all over the world, including Europe, Africa, Asia and South America.

Ujiri also has managed and coached the Nigerian junior and senior national teams.

Along with former Nuggets great Dikembe Mutombo, Ujiri has worked tirelessly to promote and develop the game of basketball throughout Africa. He is the founder of the Giants of Africa Foundation, which launched the Top 50 and Bigman camps in his homeland. Ujiri also has served as the director of the NBA's Basketball Without Borders program since 2002.

Ujiri was introduced to basketball at age 13 and quickly fell in love with the game. He went on to play at Bismarck State College and Montana State University-Billings (formerly Eastern Montana College).

TOMAGO COLLINS

Vice President, Media & Player Development



Tomago Collins is entering his eighth season with Kroenke Sports Enterprises and his third in the Denver Nuggets front office. Collins manages media relations for the Denver Nuggets and media development across several Kroenke-owned businesses from Europe to the United States.

In his role as VP of Media and Player Development, Collins works closely with players, their agents, management and the coaching staff on off-court matters. Collins also has served as an advisor to numerous college coaches and professional athletes.

Collins moved to Denver in 2003 to help launch Altitude Sports & Entertainment, the KSE-owned parent network of the Nuggets and Colorado Avalanche.

Prior to joining KSE, Collins worked as a sports copy editor and features columnist for The (Louisville) Courier-Journal, and lead writer and editor for CNN International. He recently edited and provided analysis for 'Scorecasting' (Random House 2011), a book written by award-winning Sports Illustrated Senior Writer L. Jon Wertheim that explores behavioral economics and sports.

Collins holds undergraduate degrees from Yale College in Women's Studies and Political Science, and is active in several education reform initiatives. He currently serves on the boards of the Playing for Change and Colorado I Have A Dream foundations and also works with the Colorado Make A Wish and Global Down Syndrome organizations.



PAUL ANDREWS

Executive Vice President - Kroenke Sports Enterprises



Paul Andrews was promoted to Executive Vice President of Kroenke Sports Enterprises in April 2005. He works with Owner Stan Kroenke on overseeing the day-to-day business operations within KSE. He also works closely with Josh Kroenke, President & Governor of the Denver Nuggets, on strategic initiatives to operate efficiently in support of the organization.

Andrews currently serves as Alternate Governor for the NBA and MLS. He has also served on the NHL Marketing board of advisors at various points in his career.

Andrews was instrumental in creating TicketHorse, a separate KSE entity that is the ticketing provider for all of the company's teams and venues, which sells millions of tickets to events each year.

Andrews began his career in professional sports with the Denver Nuggets as an account executive in September 1990. Demonstrating his desire to learn other facets of the industry, he was put in charge of directing game operations in addition to his sales duties in 1991. Continuing his growth within the Nuggets organization, he was promoted to Ticket Sales Manager in 1994. Due to his leadership, the Nuggets had their most successful sellout streak in franchise history, numbering 56 games during the course of the 1994-95 and 1995-96 seasons. During his tenure, Pepsi Center has also been honored as the NBA's most fan-friendly arena.

In addition to his KSE responsibilities, Andrews has played an integral role in the company's global expansion. He was part of a team that helped KSE acquire 50 percent of Arsenal Broadband and serves on the Arsenal Broadband board.

A native of Colorado, Andrews is a 1983 graduate of Alameda High School and has a bachelor's degree in Marketing from the University of Wyoming. He and his wife, Marie, have two sons, Aaron and Trace.

MARK WAGGONER

Senior Vice President, Sports Finance - Kroenke Sports Enterprises



Mark Waggoner is responsible for all of the financial reporting aspects of the Nuggets and Avalanche in conjunction with the NBA and NHL in his role as Senior Vice President, Sports Finance.

Waggoner oversees all financial transactions for both franchises and is responsible for developing and maintaining budgets, working with the teams on matters involving insurance and other benefit programs.

He also serves as an active participant on various league-wide finance committees.

Waggoner originally joined the Denver Nuggets in 1986 as the organization's accountant following five years of service in the public accounting profession in Denver. He was promoted to his current position in 2002. Waggoner also serves as the treasurer for the Denver Nuggets and Colorado Avalanche community funds.

A native of Ann Arbor, Mich., Waggoner graduated from Central Michigan University in 1980 with a B.A. in business administration. He earned his CPA certificate in 1982.

STEPHEN STIENEKER

Vice President, General Counsel - Kroenke Sports Enterprises



Stephen L. Stieneker joined Kroenke Sports Enterprises and the Denver Nuggets in 2005 as vice president and general counsel, overseeing all legal affairs for the Kroenke organization's sports teams and entertainment venues.

Stieneker received his law degree from the University of Virginia and his undergraduate degree in economics from Virginia Tech. Prior to joining KSE and the Nuggets, he worked for Janus Capital Group as assistant general counsel, vice president of public affairs and chief administrative officer of investments.

Stieneker is a member of the Denver Zoo's board of trustees. He resides in Denver with his wife and three children.

GEORGE KARL

Head Coach



NBA coaching legend George Karl was introduced as the 19th head coach in Nuggets history on Jan. 27, 2005 and has since overseen the most successful era in team history.

In just 5½ seasons, Karl's 278 wins are already the second-most by a coach in

Denver's NBA history, while his .618 winning percentage is unmatched. His run of six-straight postseason appearances is the second-longest in Nuggets history to Doug Moe's nine-consecutive (1982-90). Denver joins Dallas and San Antonio as the only teams in the NBA to have made seven-straight playoff appearances.

The seventh-winningest coach in NBA annals, Karl has amassed 986 wins in his 22 seasons in the NBA. In fact, of the six men ahead of him on the all-time wins list, only three: Phil Jackson, Pat Riley and Jerry Sloan have a better winning percentage. He has also notched 74 career playoff victories, good for 12th all-time.

This past season was one of highs and lows for Karl. He helped lead Denver to an overall record of 53-29, including 34-7 at home, earning the Nuggets their second-straight Northwest Division title and their third-straight 50-win campaign. In the process, Karl became the first coach in the team's NBA history to post consecutive 50-win seasons. He also recorded his 18th straight non-losing season, third only to Riley (19, 1981-02) and Jackson (19, 1989-present) in NBA history. He also earned NBA Coach of the Month honors for the month of January and was the head coach of the Western Conference at the 2010 NBA All-Star Game in Dallas.

Unfortunately, Karl's 2009-10 season was cut short because of throat and neck cancer. He made the diagnosis public two days after the All-Star Game but coached the Nuggets for three weeks while going through radiation and chemotherapy treatment. Karl did not return to the bench after a March 16 victory over Washington, and Denver went 7-7 in its final 14 regular-season games and lost to the Utah Jazz in six games during the first round of the playoffs.

During the 2008-09 season, Karl guided the Nuggets to arguably the best season in team history. With an overall record of 54-28, Denver claimed the Northwest Division title and tied the team record for most wins in a season. In the 2009 NBA Playoffs, Karl coached the No. 2 seeded Nuggets to their first Western Conference Finals appearance since

the 1984-85 season before falling to the eventual NBA Champion Los Angeles Lakers in six games.

In 2007-08, Karl guided the Nuggets (50-32) to their first 50-win campaign since 1987-88. The 50 victories also matched the third-highest single-season total in the team's NBA history.

In 2006-07, Karl led the Nuggets to a 45-37 mark, including a franchise-record 22 road wins. Karl remains the only Denver coach to have won 20+ road games in an NBA regular season (also won 21 road games in 2008-09). The Nuggets finished with the sixth-best record in the Western Conference – their highest finish since 1988-89 (sixth).

In 2005-06, Karl steered an injury-riddled Nuggets team to 44 wins and a Northwest Division title – the club's first division crown since 1987-88. He became the fifth coach in NBA history to lead at least three different teams to division titles (also Milwaukee and Seattle).

Another of his remarkable accomplishments in Denver came in 2005. After taking over as head coach in January, he engineered one of the greatest turnarounds in NBA history. When he was hired, the Nuggets were 17-25 and stood in 11th place in the Western Conference – a full six games out of the playoffs. Karl led the Nuggets to a 32-8 record and a No. 7 seed in the postseason. His .800 winning percentage is the best in NBA history for a coach that took over in the middle of the season and coached at least 20 games. The Nuggets went 25-4 after the All-Star break, notching the fifth-best post-All-Star break record ever in the NBA.

During the 2004-05 season, Karl was named Western Conference Coach of the Month for February and March and finished fifth in voting for NBA Coach of the Year. He garnered 10 first place votes despite being on the bench for just over three months. He has earned 10 Coach of the Month honors, which is tied for the fourth-most in NBA history.

Prior to joining the Nuggets, Karl served as head coach for the Milwaukee Bucks (1998-03), the Seattle SuperSonics (1991-98), the Golden State Warriors (1986-88) and the Cleveland Cavaliers (1984-86).

During Karl's tenure in Seattle, the Sonics averaged 59 wins per season and won 384 games – second only to Chicago during that span. He led the Sonics to three 60-win seasons, had just one losing month and never had a losing streak longer than three games. Only three coaches have led their teams to more 60-win seasons in NBA history: Riley (seven), Jackson (six) and K.C. Jones (four).

In five seasons in Milwaukee, Karl led the Bucks to a record of 205-173 and four playoff berths, highlighted in 2001 by the team's first trip to the conference finals since 1986.



HEAD COACH

One of the keys to Karl's success has been putting players in positions to succeed. During his coaching career, Karl's players have made 27 All-Star appearances, earned 16 All-NBA honors, made 11 All-Defensive teams and won two Defensive Player of the Year awards.

Karl broke into coaching as an assistant with the San Antonio Spurs (then in the ABA) under Nuggets coaching icon Doug Moe. He landed his first head coaching position with the Montana Golden Nuggets of the CBA in 1980 and went on to become one of the most successful coaches in that league's history. A three-time CBA Coach of the Year (1981, '83 and '91), Karl compiled a 176-66 (.727) record in five CBA seasons. He led the Albany Patroons to a league-record 50-6 mark in 1990-91, including a perfect 28-0 at home. He also coached two years in Spain with Real Madrid.

In 2001, Karl was selected as the head coach of USA Basketball's 2002 World Championship Team that competed in the 2002 FIBA World Basketball Championships in Indianapolis.

As a player, Karl averaged 6.5 ppg and 3.0 apg over 264 games and five seasons between the ABA and NBA. He attended the University of North Carolina, where as a junior, he helped lead the Tar Heels to the 1972 NCAA Final Four, and during his sophomore season (1970-71), helped UNC to an NIT title. Although drafted by the New York Knicks in the

fourth round of the 1973 NBA Draft, he signed with the San Antonio Spurs of the ABA.

Karl's foundation, Friends of Hoop, annually hosts King Holiday Hoop Festivals – high school basketball tournaments held in honor of Dr. Martin Luther King – in Seattle and Milwaukee.

Five years before his battle with throat and neck cancer, Karl was diagnosed with prostate cancer, which led to his active involvement with both the American Cancer Society and the Prostate Cancer Education Council. Additionally, he recently served as a spokesman for Hoops for St. Jude, an NBA fundraising effort to benefit St. Jude Children's Research Hospital in Memphis, Tenn. He also has donated tickets to each home game for less fortunate families since his arrival in Denver.

In July 2010, Karl was honored with the Jimmy V Comeback Award for perseverance at the 2010 ESPYs.

He has three children – daughters Kelci and Kaci and son Coby, who finished the 2009-10 season on the Nuggets' roster. In 2007-08, Coby and George became just the third father/son duo to face each other in an NBA game and the first to do so in a postseason game as Denver took on Coby's Los Angeles Lakers in the first round of the 2008 NBA Playoffs. According to Elias Sports Bureau, there are no known instances of a player appearing in an NBA game with his father as his head coach in NBA history.

GEORGE KARL'S COACHING RECORD

YEAR	TEAM	REGULAR SEASON			PLAYOFFS		
		WON	LOST	PCT.	WON	LOST	PCT.
1984-85	Cleveland	36	46	.439	1	3	.250
1985-86	Cleveland	25	42	.373	-	-	---
1986-87	Golden State	42	40	.512	4	6	.400
1987-88	Golden State	16	48	.250	-	-	---
1991-92	Seattle	27	15	.643	4	5	.444
1992-93	Seattle	55	27	.671	10	9	.526
1993-94	Seattle*	63	19	.768	2	3	.400
1994-95	Seattle	57	25	.695	1	3	.250
1995-96	Seattle*	64	18	.780	13	8	.619
1996-97	Seattle*	57	25	.695	6	6	.500
1997-98	Seattle*	61	21	.744	4	6	.400
1998-99	Milwaukee	28	22	.560	0	3	.000
1999-00	Milwaukee	42	40	.512	2	3	.400
2000-01	Milwaukee*	52	30	.634	10	8	.556
2001-02	Milwaukee	41	41	.500	-	-	---
2002-03	Milwaukee	42	40	.512	2	4	.333
2004-05	Denver	32	8	.800	1	4	.200
2005-06	Denver*	44	38	.537	1	4	.200
2006-07	Denver	45	37	.549	1	4	.200
2007-08	Denver	50	32	.610	0	4	.000
2008-09	Denver*	54	28	.659	10	6	.625
2009-10	Denver*	53	29	.646	2	4	.333
Totals	22 seasons	986	671	.595	74	93	.443
Denver	6 seasons	278	172	.618	15	26	.366

*Division champion



ADRIAN DANTLEY

Assistant Coach

NBA legend Adrian Dantley is in his eighth season as an assistant coach with the Nuggets. Dantley helps coach George Karl with game plans and scouting and works with players to refine their skills. He also serves as acting head coach when Karl is unable to attend a game. Over the past two seasons, Dantley has compiled a 14-13 overall record as acting head coach, including 13-12 in 2009-10 during Karl's absence due to throat and neck cancer.

One of the most prolific scorers in NBA history, Dantley racked up 23,177 points during his 15-year career, placing him 20th in NBA annals. He led the league in scoring in 1980-81 and '83-84, averaging 30.7 ppg and 30.6 ppg respectively. In fact, he averaged better than 30.0 ppg in four-straight seasons from 1980-84 and no fewer than 26.6 ppg from 1980-87. He holds the Nuggets opponent record for points in a game dropping 55 in Utah on 2/6/81.

Dantley appeared in 73 postseason games, averaging 21.3 ppg in those contests. He reached the NBA Finals in 1988, but his Pistons lost to the L.A. Lakers in seven games.

Dantley's many accomplishments include the NBA Rookie of the Year Award in 1977 and the NBA Comeback Player of the Year Award in '84. He earned All-NBA Second Team honors in '81 and '84 and was an Olympic gold medalist in '76. He was inducted into the Naismith Memorial Basketball Hall of Fame in September, 2008 and also has his No. 4 jersey retired by the Utah Jazz.

Following a standout career at Notre Dame, where he was a First Team All-America selection in '75 and '76, Dantley was drafted by the Buffalo Braves after his junior season with the sixth overall pick in the 1976 NBA Draft. He went on to play for the Pacers, Lakers, Jazz, Pistons, Mavericks and Bucks.

Born in Washington D.C., Dantley starred at DeMatha High School in Hyattsville, Md. for legendary coach Morgan Wooten. He entered the coaching ranks as an assistant at Towson University from 1993-96. Before moving to Denver, he spent the previous two years as a studio analyst during Washington Wizards telecasts.

Dantley and his wife, Dinitri, have three children – son Cameron and daughters Kalani and Kayla.



MELVIN HUNT

Assistant Coach

Melvin Hunt joins the Nuggets coaching staff for the 2010-11 season after spending the previous five years as an assistant coach with the Cleveland Cavaliers.

While in Cleveland, Hunt helped lead the Cavaliers to one of the most successful stretches in franchise history. In 2008-09, the Cavs won a franchise and NBA-best 66 games, while Hunt and the coaching staff earned the honor of coaching the East Conference in the 2009 NBA All-Star Game in Phoenix. Cleveland also enjoyed great postseason success during Hunt's tenure, reaching the 2007 NBA Finals, the 2009 Eastern Conference Finals and four consecutive appearances in the Eastern Conference Semifinals from 2007-10.

Before joining the Cavaliers staff, Hunt spent one season (2004-05) as an assistant coach with the Los Angeles Lakers and five seasons with the Houston Rockets (1999-2004). While with the Rockets, he served two years as a video coordinator/scout and two years as an assistant coach before spending his final year as the team's college and international scout.

Prior to working in the NBA, Hunt coached on both the collegiate and high school levels. He began his coaching career as an assistant coach at Temple High School (TX) before moving to the college ranks where he was the lead assistant coach at Incarnate Word University in San Antonio.

Hunt earned his Bachelor's degree in business administration and a Master's degree in education from Baylor University where he spent four years on the basketball team. He was a four-year letterman and a three-year starter for the Bears from 1987-91 and helped lead his team to both the NCAA and NIT tournaments. Following his graduation, Hunt played professional basketball in the Caribbean and Mexico.

A native of Tallulah, Louisiana, Hunt has spent time in Asia, Lithuania and South Africa during recent offseasons as a part of the NBA's Basketball Without Borders – the global basketball development and community outreach program that uses the sport of basketball to influence positive social change.

Hunt (born Dec. 15, 1969) and his wife, Carmen, have a daughter, Braya, and a son, Miles.



JOHN WELCH

Assistant Coach

John Welch begins his sixth season with the Nuggets as an assistant coach. He assists Nuggets coach George Karl with game plans, opponent scouting and player development.

Welch joined the Nuggets after two seasons as an assistant coach/workout coach for the Memphis Grizzlies. Prior to his arrival in Memphis, he spent seven seasons as an assistant coach at Fresno State, serving under head coach Jerry Tarkanian, one of the winningest coaches in NCAA history. Welch joined Fresno State in 1995 and helped the Bulldogs to two consecutive NCAA tournament appearances, six consecutive 20-win seasons and seven straight postseason appearances. In 2000-01, he helped the Bulldogs to a 26-7 record, the second-most wins in school history; a school-record tying 13-game winning streak; and a Top 25 ranking during the second half of the season.

Welch began his coaching career as a graduate assistant at the University of Nevada, Las Vegas for three years including the 1987 season when the UNLV Rebels advanced to the NCAA Final Four. When the Rebels' season ended, Welch also served as a player and coach in the New Zealand Professional Basketball League from 1986-89. Welch returned to the collegiate ranks as an assistant coach at Long Beach State where he helped Head Coach Seth Greenburg guide the 49ers to a two-year record of 37-20 and a berth in the 1995 NCAA Tournament.

As a player, Welch spent three seasons at the University of Nevada, Reno and transferred to UNLV for his senior year. Welch played under Tarkanian for one year when the Rebels compiled a 33-5 record and advanced to the third round of the NCAA Tournament.

Welch was born on Feb. 17, 1963 in Portland, Maine. He attended Ranch High School in Las Vegas where he was an All-State selection. He and his wife, Jean, have a daughter, Haley, and a son, Riley.



CHAD ISKE

Assistant Coach/Advance Scout

Chad Iske enters his 12th season with the Denver Nuggets and his third as an assistant coach. Iske oversees the scouting of upcoming opponents and is responsible for the preparation of a game plan/scouting report for each game.

Iske began working with the Nuggets on the ground level, serving as an intern in the scouting department for the 1999-00 season. From there he worked as the team's video coordinator and scouting coordinator and began advanced

scouting in 2004. He also scouted the CBA and D-League during the 2005-06 and 2006-07 seasons.

A graduate of Regis Jesuit High School in Aurora, Iske has volunteered as a coach in the school's high school and junior high basketball programs. He also served as an assistant coach for basketball and baseball at Bishop Seabury Academy in Lawrence, Kan. and helped start the Kansas Angels summer high school basketball program in 1997 – where he was the primary fund raiser and assistant coach in '97-98.

Iske, 34, graduated from the University of Kansas in 1999 with a degree in sports management. He currently resides in Denver.



STACEY AUGMON

Assistant Coach/Player Development

Stacey Augmon is in his fourth year on the Nuggets coaching staff, serving as a player development coach.

Augmon joined the Nuggets following a 15-year NBA playing career. In 1,001 career regular season games, Augmon averaged 8.0 ppg and 3.2 rpg. He began his career with the Atlanta Hawks, who made him the ninth overall selection of the 1991 NBA Draft and earned First

Team All-Rookie honors that season. He also played for Detroit, Portland, Charlotte/New Orleans and Orlando.

The Pasadena, Calif., native earned a reputation as the best defender in the country during a standout career at the University of Nevada-Las Vegas. Augmon was a First Team AP All-American as a senior and was honored as the nation's top defender each of his last three seasons. As a junior, he was a member of UNLV's 1990 National Championship team.

Augmon was also a member of the 1988 United States Olympic Team, which captured a bronze medal at the Seoul Olympics.



JIM GILLEN

Athletic Trainer

One of the most respected trainers in the NBA, Jim Gillen is in his 20th season with the Nuggets. He is responsible for the treatment and rehabilitation of all injuries, in conjunction with the team's medical staff.

In addition, he serves as the team's travel coordinator and works closely with Strength and Conditioning Coach Steve Hess to monitor the Nuggets' workout regimen and diet.

Gillen traveled across town in 1991 to join the Nuggets after serving as the assistant athletic trainer for the Denver Broncos from '87-90. During his tenure with the Broncos, Gillen accompanied the team to three Super Bowls. He and Broncos Head Athletic Trainer Steve Antonopolos were named the NFL's Athletic Training Staff of the Year in '87.

Prior to joining the Broncos, Gillen was an athletic trainer for the AMI/Denver Broncos Sports Medicine Clinic in 1987 and served as the head athletic trainer at Overland High School from '82-86 and Aurora Central High School from '80-82.

After receiving his bachelor's and master's degrees from Fort Hays State (Kan.), Gillen was named head athletic trainer at Roosevelt High School in San Antonio before moving to Denver.

A member of the National Athletic Trainers Association and the American College of Sports Medicine, Gillen is a past president of the Colorado Athletic Trainers Association. He is also past Chairman of the NBA Athletic Trainers Association and is a recipient of the National Athletic Trainers Association 25 Year Award.

Gillen has served as an athletic trainer at three NBA All-Star Games, working the 2005 (Denver) and 2003 (Atlanta) contests as the head trainer for the Western Conference and the 1995 game in Phoenix as an assistant.

He was honored with the Joe O'Toole NBA Athletic Trainer of the Year Award in 2002 and 2008 and was an athletic trainer for USA Basketball at the 2002 World Championships in Indianapolis. In 2010 Gillen was inducted into the Rocky Mountain Athletic Trainers Association Hall of Fame, which represents the states of Colorado, Wyoming, Utah, New Mexico and Arizona.

Gillen established the Excellence in High School Athletic Training Award in 2003 given annually to the top high school athletic training program in Colorado and Wyoming. The recipient receives a monetary donation for supplies and equipment and is recognized at a Nuggets home game.

A native of Meade, Kan., his family includes daughter Rachel; daughter Jamee Ulitzky, her husband Josh and their children Joey, Jordan and Julia; son J.D., his wife Emily and their daughters Alexis and Aspen; and daughter Amanda Lloyd and her husband J.



STEVE HESS

Assistant Coach/Strength and Conditioning

Keeping the Nuggets in top physical shape is the job of Steve Hess, the team's assistant coach/strength and conditioning. Hess oversees the team's weight training, conditioning, stretching

and nutritional programs. He designed and arranged the Nuggets' weight room in the Pepsi Center and also designed functional pieces unique to the Denver Nuggets.

In his 14th season with the Nuggets, Hess creates and administers individual workout programs for each player throughout the entire year. He spends the majority of the off season working with Nuggets players and other professional athletes, overseeing every aspect of their workout programs. He pushes them to reach their peak physical condition.

Hess is a part owner of FORZA fitness and performance center and is one of 12 trainers worldwide who sits on the Under Armour training council. He is also the official spokesperson for the National Sports Center for the Disabled.

In addition, Hess has been featured on NBA Inside Stuff, All-Access with Ahmad Rashad, NBATV and The Eating Network. He also has his own workout segment on the Altitude Sports & Entertainment network.

A graduate of Ithaca College (N.Y.), Hess received a master's degree in physical education with an emphasis on sports medicine and a bachelor's degree in exercise science fitness and cardiac rehabilitation in '91.

Hess lives to obtain peak performance in his own life. His wife, Alicia, is also a conditioning expert and the couple spends their time chasing their two sons, Jordan and Korey, around their home.



NATE ANDERSON
HEAD VIDEO COORDINATOR



MIKE BRATZ
DIRECTOR OF SCOUTING



TIM DIXON
DIRECTOR OF PLAYER SERVICES
AND BROADCAST RELATIONS



MATT FRIA
ASSISTANT ATHLETIC TRAINER/
ASSISTANT STRENGTH AND
CONDITIONING COACH



TIM GELT
MEDIA RELATIONS DIRECTOR



SPARKY GONZÁLES
EQUIPMENT MANAGER



LISA JOHNSON
EXECUTIVE DIRECTOR OF
BASKETBALL ADMINISTRATION




GREG KNIGHT
ADVISOR TO THE V.P.
BASKETBALL OPERATIONS



HERB LIVSEY
SCOUT



AARON LOPEZ
COMMUNICATIONS SPECIALIST



JESSE MERMUIS
ADVANCE SCOUT



COLE MICKELSON
MEDIA RELATIONS INTERN



DEAN OLIVER
DIRECTOR OF QUANTITATIVE
ANALYSIS



DAN SHIMENSKY
ASSISTANT ATHLETIC TRAINER/
ASSISTANT STRENGTH AND
CONDITIONING COACH



DAN TOLZMAN
MEDIA RELATIONS MANAGER
AND WEBSITE COORDINATOR



DR. STEVE TRAINA
HEAD TEAM PHYSICIAN/
ORTHOPEDIC SURGEON



BRIAN TRAVIS
MEDIA RELATIONS INTERN



KARA TURNER
MASSAGE THERAPIST



AMY YURATOVAC
BASKETBALL OPERATIONS
COORDINATOR

NOT PICTURED

Dr. Steve Barker Team Dentist
Bret Bearup Advisor to the Nuggets
Nashion Harper Assistant Video Coordinator
Dr. Gary Jamell Team Ophthalmologist
Dr. Saurabh Mangalik Internal Medicine
Dr. Mike Ptasnik Team Cardiologist
Bobby Simmons Director, Team Security



PLAYER INFORMATION



2010-11 TRAINING CAMP ROSTER

2010-11 TRAINING CAMP ROSTER

NO.	PLAYER	POS.	HT.	WT.	SCHOOL/YEAR	EXP.
6	Arron Afflalo	G	6-5	215	UCLA	3
10	Eric Boateng	C	6-10	257	Arizona State	R
11	Chris Andersen	F/C	6-10	228	Blinn (Texas) J.C.	8
15	Carmelo Anthony	F	6-8	238	Syracuse	7
32	Renaldo Balkman	F	6-8	210	South Carolina	4
1	Chauncey Billups	G	6-3	202	Colorado	13
25	Anthony Carter	G	6-2	195	Hawaii	11
9	Shane Edwards	F	6-7	220	Arkansas-Little Rock	R
34	Melvin Ely	F/C	6-10	245	Fresno State	7
0	Gary Forbes	F	6-7	220	Massachusetts	R
7	Al Harrington	F	6-9	245	St. Patrick High School (NJ)	12
3	Ty Lawson	G	5-11	195	North Carolina	1
4	Kenyon Martin	F	6-9	240	Cincinnati	10
31	Nenê	F	6-11	250	Brazil	8
43	Courtney Sims	C	6-11	245	Michigan	2
5	J.R. Smith	G	6-6	220	St. Benedict's Prep (NJ)	6
23	Shelden Williams	F	6-9	250	Duke	4

Head Coach: George Karl (North Carolina)
Assistant Coaches: Adrian Dantley (Notre Dame), Melvin Hunt (Baylor),
 John Welch (UNLV)
Assistant Coach/Advance Scout: Chad Iske (Kansas)
Assistant Coach/Player Development: Stacey Augmon (UNLV)
Assistant Coach/Strength & Conditioning: Steve Hess (Ithaca)
Athletic Trainer: Jim Gillen (Ft. Hays State)

PRONUNCIATION GUIDE

Boateng (BO-tang) Nenê (neh-neh)

HOW THE ROSTER WAS BUILT - DRAFTED (1)

Carmelo Anthony: 2003 NBA Draft, First Round, No. 3 overall. Signed a contract extension on July 12, 2006.

HOW THE ROSTER WAS BUILT - BY TRADE (7)

Arron Afflalo: From Detroit along with Walter Sharpe in exchange for a 2011 second round pick on July 13, 2009.

Renaldo Balkman: From New York in exchange for Taurean Green, Bobby Jones and a 2010 second round draft pick on July 28, 2008. Signed a contract extension on Oct. 31, 2009.

Chauncey Billups: From Detroit along with Antonio McDyess and Cheikh Samb in exchange for Allen Iverson on Nov. 3, 2008.

Ty Lawson: From Minnesota in exchange for a future first round draft pick on June 26, 2009.

Kenyon Martin: From New Jersey in exchange for three future first round draft picks on July 15, 2004.

Nenê: From New York along with Mark Jackson and Marcus Camby in exchange for Antonio McDyess, the draft rights to Frank Williams and a future second round pick on June 26, 2002. Re-signed with the Nuggets on July 20, 2006.

J.R. Smith: From Chicago in exchange for Howard Eisley and two future second round draft picks on July 20, 2006.

HOW THE ROSTER WAS BUILT - FREE AGENTS (9)

Chris Andersen: Re-signed on July 8, 2009

Eric Boateng: Signed on Sept. 27, 2010

Anthony Carter: Re-signed on July 15, 2010

Shane Edwards: Signed on Sept. 27, 2010

Melvin Ely: Signed on Sept. 27, 2010

Gary Forbes: Signed on Sept. 27, 2010

Al Harrington: Signed on July 15, 2010

Courtney Sims: Signed on Sept. 27, 2010

Shelden Williams: Signed on July 15, 2010

REGULAR SEASON CAREER HIGHS



PLAYER	MIN	FGM	FGA	3FGM	3FGA	FTM	FTA	REBS	ASTS	STLS	BS	PTS
ARRON AFFLALO	49 4/15/09 @ MIA	9 1/25/10 VS. CHA	14 4/7/10 @ OKC	6 1/25/10 VS. CHA	9 1/23/10 VS. NO	8 1/9/09 @ DEN	8 (2) 2/3/10 VS. MEM	13 4/12/10 VS. MEM	7 1/25/10 VS. CHA	4 1/8/10 VS. CLE	2 (6) 4/13/10 @ PHX	24 (2) 1/25/10 VS. CHA
CHRIS ANDERSEN	38 12/21/04 @ LAC	8 1/16/05 @ TOR	14 1/16/05 @ TOR	1 (2) 1/13/09 VS. DAL	2 (2) 3/25/05 VS. HOU	9 12/14/09 VS. OKC	12 2/27/09 VS. LAL	18 (2) 11/18/05 VS. ATL	4 (3) 3/2/05 VS. CHA	4 4/15/03 @ LAL	8 4/2/09 VS. UTA	18 3/20/09 VS. WAS
CARMELO ANTHONY	52 1/10/06 VS. PHX	19 (3) 4/5/08 VS. SAC	35 (2) 3/15/10 @ HOU	5 12/26/03 VS. HOU	9 4/14/07 @ MEM	19 (3) 12/16/09 VS. HOU	24 12/18/05 @ ATL	18 3/18/10 VS. NO	11 2/4/09 @ OKC	5 (5) 3/10/10 @ MIN	4 (2) 4/19/05 VS. POR	50 11/27/09 VS. NY
RENALDO BALKMAN	38 3/3/07 @ ATL	10 3/14/09 VS. LAC	14 3/14/09 VS. LAC	1 (8) 3/28/09 VS. GS	3 (3) 3/3/10 VS. OKC	7 3/17/08 @ IND	10 3/16/08 VS. ATL	16 4/4/07 VS. PHI	4 (2) 4/9/08 VS. CHA	4 (5) 4/14/08 VS. BOS	4 4/18/08 VS. MIL	22 3/14/09 VS. LAC
CHAUNCEY BILLUPS	51 12/27/06 @ NY	13 2/25/10 @ GS	25 2/1/10 VS. SAC	9 2/5/10 @ LAL	13 (2) 2/5/10 @ LAL	18 11/25/06 @ WAS	19 (3) 1/17/10 VS. UTA	12 12/29/06 VS. IND	19 12/14/05 VS. SAC	7 1/23/98 @ ATL	3 2/15/02 VS. DEN	39 2/5/10 @ LAL
ANTHONY CARTER	45 1/18/00 VS. CHI	9 (4) 1/30/08 @ MEM	16 (2) 1/11/08 VS. ORL	4 1/27/08 @ DAL	6 1/27/08 @ DAL	8 12/2/05 VS. DET	10 (2) 2/11/06 VS. NOK	9 11/29/08 @ MIN	15 (2) 1/6/08 VS. PHI	6 4/1/08 VS. PHX	4 3/4/05 VS. MIL	21 (2) 1/11/08 VS. ORL
MELVIN ELY	42 (2) 2/16/05 VS. DEN	11 2/6/06 VS. SEA	19 2/9/05 @ IND	0	1 (3) 3/14/06 VS. WAS	8 (4) 12/2/05 @ GS	12 11/5/05 VS. BOS	17 2/9/05 @ IND	5 2/11/06 @ MIL	3 (6) 3/3/06 @ DAL	6 2/1/05 @ UTA	23 2/6/06 VS. SEA
AL HARRINGTON	54 3/13/01 @ HOU	17 3/14/05 VS. DET	28 3/14/05 VS. DET	7 3/20/07 @ UTA	13 12/17/09 @ CHI	15 12/10/08 @ NJ	16 12/10/08 @ NJ	18 12/11/06 VS. MIL	9 (4) 3/8/05 @ MIL	7 12/31/01 VS. MIA	4 2/16/03 @ ATL	42 10/31/09 VS. PHI
TY LAWSON	38 (2) 1/2/10 @ UTA	9 (2) 1/2/10 @ UTA	14 1/2/10 @ UTA	3 (2) 1/5/10 VS. GS	5 1/5/10 VS. GS	8 2/6/10 @ UTA	11 2/6/10 @ UTA	6 (3) 1/21/10 VS. LAC	9 (2) 1/3/10 VS. PHI	3 1/2/10 @ UTA	1 (2) 12/7/09 @ PHI	25 2/6/10 @ UTA
KENYON MARTIN	47 1/23/10 VS. NO	14 2/10/06 VS. DAL	26 11/9/02 @ CHI	2 (7) 1/21/10 VS. LAC	4 1/31/02 VS. MIL	12 3/18/03 @ BOS	17 12/14/04 @ PHI	11 12/5/03 VS. MIL	11 3/5/01 VS. MIL	7 11/5/09 VS. PHX	7 1/3/08 VS. SA	35 2/3/03 VS. SEA
NENÉ	47 3/26/07 @ DET	12 (2) 1/25/09 VS. UTA	19 2/5/07 VS PHX	1 12/31/08 @ TOR	1 (16) 2/28/10 @ LAL	12 4/12/10 VS. MEM	14 (4) 4/12/10 VS. MEM	17 3/26/07 VS. LAL	8 2/25/04 VS. LAL	6 (2) 1/2/10 @ UTA	5 2/3/09 VS. SA	28 (2) 1/25/09 VS. UTA
COURTNEY SIMS	11 4/8/09 VS. DET	3 4/8/09 VS. DET	6 4/8/09 VS. DET	0	0	0	0	4 4/8/09 VS. DET	1 4/8/09 VS. DET	0	0	6 4/8/09 VS. DET
J.R. SMITH	43 3/28/05 VS. CLE	15 (3) 12/23/09 VS. ATL	27 4/12/05 @ PHX	11 4/13/09 VS. SAC	18 4/13/09 VS. SAC	10 (3) 3/8/09 @ SAC	11 (2) 3/8/09 @ SAC	10 (3) 12/4/08 VS. SA	8 3/5/10 VS. IND	5 2/26/10 VS. DET	3 1/16/05 @ TOR	45 4/13/09 VS. SAC
SHELDEN WILLIAMS	41 (2) 4/17/07 VS. IND	9 4/17/07 VS. IND	13 (3) 4/15/08 @ LAL	1 (2) 12/31/06 @ SA	2 11/25/06 @ ORL	8 10/28/09 VS. CHA	11 10/28/09 VS. CHA	17 4/16/07 @ MIL	3 (7) 12/10/09 @ WAS	4 12/6/06 @ DEN	3 (3) 4/14/10 VS. MIL	21 4/17/07 VS. IND
NUGGETS	30T (4) 1/10/06 VS. PHX	68 12/13/83 VS DET	130 11/2/90 VS. GS	16 (4) 2/25/10 @ GS	34 3/24/08 @ MEM	51 (2) 10/29/83 @ SD	65 4/10/77 @ NO	73 1/5/91 VS. PHI	52 4/21/89 @ GS	20 (7) 3/18/89 VS. MIA	19 11/24/87 VS. NJ	184 12/13/83 VS. DET
OPPONENTS	30T (4) 1/10/06 VS. PHX	74 12/13/83 VS. DET	136 12/13/83 VS DET	20 1/7/08 @ PHX	37 2/29/96 VS. DAL	49 (2) 11/9/93 @ SEA	66 12/23/83 @ UTA	75 (2) 11/28/86 @ IND	52 3/18/83 @ SEA	22 3/20/97 @ SEA	22 12/12/91 @ NJ	186 12/13/83 VS. DET

NUMBER IN PARENTHESIS INDICATES HOW MANY TIMES THAT MARK HAS BEEN ACHIEVED

6

ARRON AFFLALO

ARRON AFFLALO

ARRON AFFLALO

ARRON AFFLALO

ARRON AFFLALO

ARRON AFFLALO

ARRON AFFLALO

POSITION: **GUARD**HEIGHT/WEIGHT: **6'5"/>215**DATE OF BIRTH: **10/15/85 (LOS ANGELES, CA)**COLLEGE: **UCLA**PRO EXPERIENCE: **3 YEARS**

2009-10

PPG: 8.8 **RPG: 3.1** **APG: 1.7** **MPG: 27.2**
10+PTS: 33 **20+PTS: 2** **10+REBS: 1** **10/10: 1**

Played in a career-high 82 games (75 starts), averaging career-highs in nearly every statistical category: points (8.8), rebounds (3.1), assists (1.7), steals (0.56), blocks (0.37), minutes (27.2), FG percentage (.465) and 3FG percentage (.434) ... Logged a career-best 2,230 minutes ... Ranked eighth in the NBA in 3FG percentage (.434) ... Started the last 75 games for Denver ... Scored in double figures 33 times, including two games of 20+ points ... Registered his first career double-double with 22 points (7-13 FG, 6-6 FT) and a career-high 13 rebounds vs. Memphis on 4/12 ... Scored 10+ points in five-straight games from 1/29-2/5, marking the first time in his career doing so ... Enjoyed a banner night vs. Charlotte on 1/25, recording a career-high-tying 24 points (2nd time) on 9-of-11 shooting and a career-high seven assists. His nine FGs and six 3FG makes also represented career-highs ... Scored his 1,000th career point vs. New Orleans on 1/23 ... Collected a career-high four steals vs. Cleveland on 1/8.

CAREER

NBA: Has scored 10+ points 52 times and 20+ points three times during his career ... **2008-09 (Detroit):** Appeared in 74 games (eight starts), averaging 4.9 points, 1.8 rebounds and 0.6 assists in 16.7 minutes per game ... Averaged 10.3 points, 2.5 rebounds, 1.5 assists and 33.1 minutes as a starter ... Scored 10+ points 12 times and led the team in scoring once ... Recorded a career-high 24 points (7-13 FG, 4-6 3FG, 6-6 FT) in 45 minutes at Houston on 3/18 ... Scored 17 points twice (at New York on 12/7 and at Denver on 1/9) ... Grabbed a season-high six rebounds at Dallas on 3/17 and dished out a season-high five assists vs. L.A. Clippers on 3/20 ... Played a career-high 49 minutes at Miami on 4/15 ... Played 20+ minutes in 25 games - Pistons 15-9 in those games ... Shot .500 or better from the field in 32 of his 74 games played ... Won the Haier Shooting Stars competition at NBA All-Star 2009 while teaming with Bill Laimbeer and Katie Smith from the Detroit Shock ... DNP-CD eight times ... **2007-08 (Detroit):** Appeared in 75 games (nine starts), averaging 3.7 points, 1.8 rebounds and 0.7 assists in 12.9 minutes ... In nine starts - Pistons 6-3 in those games - averaged 7.0 points, 2.7 rebounds, 1.0 assists and 21.1 minutes ... Was the first Pistons rookie since Grant Hill (1994-95) to start a season opener at Miami on 11/1 ... Scored 10+ points seven times and led the team in scoring twice ... Recorded a season-high 15

points twice (at Miami on 3/27 and at Cleveland on 4/16) ... Grabbed a season-high eight rebounds and dished out a season-high four assists at Cleveland on 4/16 ... Played a season-high 34 minutes at Minnesota on 4/1 ... DNP-CD seven times.

PLAYOFFS

Has appeared in 22 career playoff games with Denver (6) and Detroit (16) ... **2010 (Denver):** Started all six games, averaging 9.2 points, 2.0 rebounds and 1.2 assists in 20.0 minutes ... Scored a playoff-career-high 12 points in Game 1 vs. Utah in the first round and matched that total in Game 5 ... Made 5-7 FG in Game 1, including 2-3 3FG, and was a perfect 5-5 FG in Game 5, including 2-2 3FG ... Led the team in FG% (.625) and 3FG% (.429) in the series ... **2009 (Detroit):** Appeared in all four games, averaging 6.3 points and 0.8 rebounds in 16.5 minutes ... Scored a playoff-career-high 10 points in Game 2 at Cleveland on 4/21 in the first round ... Blocked a playoff-career-high two shots in Game 1 at Cleveland on 4/18 ... Shot .476 FG (10-21) during the first round ... **2008 (Detroit):** Appeared in 12 games, averaging 1.2 points, 0.4 rebounds and 0.5 assists in 7.0 minutes ... Tallied playoff-career-highs of two steals and 19 minutes vs. Philadelphia on 4/29.

CAREER TRANSACTIONS

Drafted by the Detroit Pistons in the first round (27th overall) of the 2007 NBA Draft ... Traded by Detroit along with Walter Sharpe to Denver in exchange for a future second round draft pick (7/13/09).

COLLEGE

Led UCLA to the National Championship Game as a sophomore in 2005-06 and a return trip to the Final Four his junior season in 2006-07 ... Earned First Team All-Pac-10 honors his sophomore and junior seasons ... Ended his career ranked 17th all-time in UCLA history in scoring with 1,540 points, while he ranks second all-time in three-point field goals made (209) and attempted (560) ... Averaged 16.9 ppg (third best in the Pac-10), 2.8 rpg and 1.9 apg as a junior in 2006-07 ... Earned consensus First Team All-America honors, was a member of the Wooden All-America team and was named Pacific-10 Conference Player of the Year as a junior ... Scored 20+ points 12 times ... Matched a career-high with 27 points and set a career-high with eight assists vs. Washington ... Registered 24 points vs. Kansas in the Regional Finals and 17 vs. Florida in the Final Four Semifinal game ... Led the team in scoring (15.8 ppg), while averaging 4.2 rpg and 1.8 apg as a sophomore in 2005-06 ... Registered 20+ points 11 times, with a career-high-tying 27 points at Arizona ... Averaged 10.8 ppg, 3.3 rpg and 2.2 apg as a freshman in 2004-05 ... Named to the Pacific-10 Conference All-Freshman Team.

ARRON AFFLALO -



PERSONAL

Full name is Arron Agustin Afflalo ... Has three sisters and two brothers ... Majored in sociology at UCLA ... While with the Pistons, he did a series of morning interviews to help promote the Pistons

Cares Telethon benefitting the Michigan Chapter of the Make-A-Wish Foundation on March 14, 2008 ... The telethon raised over \$400,000 to help grant wishes for youngsters in the greater Detroit area ... Created the "Student Academic Challenge" prior to the 2008-09 season and provided 500 tickets to six games throughout the season for students demonstrating consistent academic achievement.

CAREER STATISTICS

NBA REGULAR SEASON

YEAR/TEAM	-Field Goals-					-Free Throws-			-Rebounds-					-Averages-							
	GP	MIN	FGM	FGA	PCT	FTM	FTA	PCT	OFF	DEF	TOT	AST	PF	DQ	STL	TO	BS	PTS	RPG	APG	PPG
07-08 \ DET	75	970	99	241	.411	68	87	.782	36	101	137	52	83	0	31	34	8	276	1.8	0.7	3.7
08-09 \ DET	74	1234	131	300	.437	58	71	.817	30	104	134	44	144	1	28	43	13	363	1.8	0.6	4.9
09-10 \ DEN	82	2230	272	585	.465	72	98	.735	59	193	252	138	225	1	46	74	30	724	3.1	1.7	8.8
TOTALS	231	4434	502	1126	.446	198	256	.773	125	398	523	234	452	2	105	151	51	1363	2.3	1.0	5.9

Three-Point Field Goals: '07-08, 10-48 (.208); '08-09, 43-107 (.402); '09-10, 108-249 (.434). **Totals:** 161-404 (.399).

NBA PLAYOFFS

YEAR/TEAM	-Field Goals-					-Free Throws-			-Rebounds-					-Averages-							
	GP	MIN	FGM	FGA	PCT	FTM	FTA	PCT	OFF	DEF	TOT	AST	PF	DQ	STL	TO	BS	PTS	RPG	APG	PPG
2008 \ DET	12	84	7	18	.389	0	0	---	0	5	5	6	5	0	4	1	0	14	0.4	0.5	1.2
2009 \ DET	4	66	10	21	.476	3	5	.600	1	2	3	1	9	0	0	3	2	25	0.8	0.3	6.3
2010 \ DEN	6	120	20	32	.625	9	11	.818	1	11	12	7	21	0	1	4	2	55	2.0	1.2	9.2
TOTALS	22	270	37	71	.521	12	16	.750	2	18	20	14	35	0	5	8	4	94	0.9	0.6	4.3

Three-Point Field Goals: 2008, 0-2 (.000); 2009, 2-10 (.200); 2010, 6-14 (.429). **Totals:** 8-26 (.308).

SEE PAGE 17 FOR CAREER-HIGH INFORMATION.




11

CHRIS ANDERSEN

CHRIS ANDERSEN

CHRIS ANDERSEN



POSITION: FORWARD/CENTER

HEIGHT/WEIGHT: 6'10"/228

DATE OF BIRTH: 7/7/78 (LONG BEACH, CA)

COLLEGE: BLINN JUNIOR COLLEGE (TX)

PRO EXPERIENCE: 8 YEARS

2009-10

PPG: 5.9 RPG: 6.4 BPG: 1.88 MPG: 22.3
 10+PTS: 11 10+REBS: 16 10/10: 4

Played in a career-high 76 games, averaging 5.9 points, a career-high 6.4 rebounds, 1.88 blocks and a career-high 22.3 minutes ... Ranked sixth in the NBA in blocked shots per game (1.88), seventh in total blocks (143) and first in blocks per 48 minutes (4.06) ... He also ranked 21st in the NBA in rebounds per 48 minutes (13.7) ... Scored in double figures 11 times and grabbed 10+ rebounds 16 times ... Collected four double-doubles on the year ... Blocked his 500th shot as a Nugget vs. Milwaukee on 3/20 ... Blocked a season-high-tying five shots (4th time) at Memphis on 3/13 ... Moved into 8th on the Nuggets all-time blocks list past Dan Schayes (498) at Memphis on 3/13 - now has 520 blocks as a Nugget ... Registered 14 points (6-7 FT), 10 rebounds and three blocks at Minnesota on 3/10 ... Posted 13 points (7-10 FT), 10 rebounds and three blocks vs. Indiana on 3/5 ... Grabbed his 2,000th career rebound at Golden State on 2/25 ... Pitched in 14 points (4-6 FG, 6-7 FT), 10 rebounds and two steals vs. Dallas on 2/9 ... Scored a season-high-tying 15 points (3rd time) at Utah on 2/6 ... Pulled down a season-high 15 rebounds at L.A. Lakers on 2/5 ... Scored his 2,000th career point at Houston on 1/27 ... Registered 15 points, 11 rebounds, three blocks and a season-high three steals vs. Oklahoma City on 12/14 ... Shot 9-10 FT vs. Oklahoma City on 12/14, setting a new career-high for FT makes ... Recorded 14 points (5-6 FG), eight rebounds and five blocks vs. Golden State on 12/1 ... Missed four games (1/5, 3/16, 4/3-4/7) due to a left ankle sprain ... Also missed one game (2/19) due to a low back strain and one game (11/20) due to right knee patella tendinitis.

CAREER

NBA: Has 18 career double-doubles, including 11 as a Nugget ... **2008-09 (Denver):** Played in 71 games (one start), averaging 6.4 points, 6.2 rebounds, a career-high 2.46 blocks and 20.6 minutes ... Finished eighth in voting for both the NBA Defensive Player of the Year and the NBA Sixth Man of the Year awards ... Ranked second in the NBA in blocked shots per game and first in blocks per 48 minutes (5.76) ... Scored in double figures 15 times and grabbed double-digit rebounds 11 times ... Posted five double-doubles ... Led the Nuggets in rebounding 23 times ... Totaled eight points, nine rebounds and seven blocks vs. Oklahoma City on 4/8 ... Swatted a career-high eight shots to go along with 10 rebounds vs. Utah on 4/2 ...

Registered a career-high 18 points (7-8 FG), 11 rebounds and six blocks vs. Washington on 3/20 ... Recorded 11 points, a season-high-tying 12 rebounds (3rd time) and seven blocks vs. L.A. Lakers on 2/27 ... Missed one game (2/11) due to a left wrist sprain and left hip contusion ... Totaled 15 points (7-8 FG), 10 rebounds and a season-high three steals vs. Dallas on 1/13 ... DNP-CD twice ... Missed nine games (11/11-11/26) due to a seventh rib fracture in his left rib cage (inactive eight times, DNP-CD once) ... **2007-08 (New Orleans):** Played in five games for the Hornets, averaging 1.2 points and 1.8 rebounds in 6.8 minutes ... Re-signed by the Hornets on 3/5 after being reinstated by the NBA following a two-year suspension ... **2005-06 (New Orleans/Oklahoma City):** Averaged 5.0 points, 4.8 rebounds and 1.28 blocks in 32 games (two starts) before being suspended by the league in January ... **2004-05 (New Orleans/Oklahoma City):** Ranked 22nd in the NBA and led team in blocks (1.49) despite playing just 21.3 minutes ... Team leader in field-goal percentage (.689) and was the team's leading scorer off the bench (7.7 ppg) ... Scored in double figures 22 times and reached double figures in rebounds 13 times ... Led or tied for the team lead in rebounds 22 times ... Had six double-doubles ... Posted career-high totals in virtually every offensive category ... Finished fourth in the Sprite Rising Stars Slam Dunk Contest at All-Star Weekend ... Had his best stretch of the season from 1/14-22 when he averaged 11.4 points and 10.2 rebounds while shooting .568 (21-37) from the floor over six games ... Missed the last eight games of the season due to a sprained right ankle ... Missed six games from 3/14-23 with an infected right elbow ... Missed one game 12/26 at Cleveland due to food poisoning ... **2003-04 (Denver):** Appeared in 71 games and averaged 3.4 points, 4.2 rebounds and 14.5 minutes ... Averaged 1.61 blocks, ranking him 19th in the NBA and second in blocks per 48 minutes ... Finished third in the Sprite Rising Stars Slam Dunk Contest at All-Star Weekend ... Had two double-doubles on the season ... Scored in double figures four times and had double figure rebounds five times ... **2002-03 (Denver):** Averaged 5.2 points, 4.6 rebounds, 1.02 blocks and 15.4 minutes in 59 games, including 7.7 points and 9.3 rebounds in three starts ... Scored in double figures seven times and had at least 10 rebounds three times ... Led Nuggets in scoring twice and in rebounding nine times ... Missed 22 games on the Injured List after surgery to repair a fractured right thumb ... **2001-02 (Denver):** Played in 24 games (including one start) after signing as a rookie free agent ... Scored in double figures twice ... Led team in rebounding twice ... Missed 17 games on the Injured List after surgery to repair a bone chip in his right wrist ... Missed 15 games on the Injured List due to a strained left shoulder ... Joined the Nuggets after being the first-ever call-up from the D-League ... Played in two games for the D-League's Fayetteville Patriots, where he averaged 6.0 points, 5.0 rebounds and 2.50 blocks (was the first overall selection in the inaugural NBDO Draft) ... **2000-01 (Denver):** Averaged 3.7 points and 2.9 rebounds in seven games for the IBA's Fargo-Moorehead Beez ... **1999-00 (Denver):** Began his professional career with Jianguo Nagang of the Chinese Basketball League, where he averaged

CHRIS ANDERSEN -



17.0 points, 13.5 rebounds and 2.50 blocks while shooting .536 from the field ... Joined the IBL's New Mexico Slam late in the season, averaging 1.6 points and 1.6 rebounds in the final six regular season games (also played in four playoff games).

PLAYOFFS

Has appeared in 26 career playoff games (all with Denver) ... **2010 (Denver):** Played in all six games of Denver's first-round playoff series against Utah, averaging 4.5 points, 4.5 rebounds and 1.00 blocks in 19.3 minutes ... Suffered a torn patella tendon in his right knee in Game 2 vs. Utah, but played the rest of the series ... Scored 10 points (3-5 FG, 4-6 FT), grabbed seven rebounds and blocked three shots in Denver's Game 5 home victory ... **2009 (Denver):** Helped lead the Nuggets to the Western Conference Finals (WCF), averaging 6.5 ppg, 6.3 rpg, 2.10 bpg and 21.9 mpg in 15 games ... Ranked fifth in the NBA in blocks (2.10) during the postseason ... Grabbed a playoff career-high 14 rebounds in Game 4 of the WCF vs. L.A. Lakers on 5/25 ... Scored a playoff career-high 15 points in Game 3 of the WCF vs. L.A. Lakers on 5/23 ... Totaled 11 points, six rebounds and a playoff career-high six blocks in Game 1 of the Western Semifinals vs. Dallas on 5/3 ... **2004 (Denver):** Played in all five playoff games for the Nuggets, averaging 1.2 ppg and 2.8 rpg in 6.8 mpg.

CAREER TRANSACTIONS

Signed as free agent by Denver, becoming the first-ever call-up from the NBA D-League (11/21/01) ... Signed as a free agent by New Orleans (7/16/04) ... Re-signed by New Orleans (8/3/05) ... Re-signed by New Orleans (3/5/08) after being re-instated by the NBA following a two-year suspension ... Signed as free agent by Denver (7/24/08) ... Re-signed as free agent by Denver (7/8/09).

CAREER STATISTICS

NBA REGULAR SEASON

YEAR/TEAM	GP	-Field Goals-			-Free Throws-			-Rebounds-				-Averages-									
		MIN	FGM	FGA	PCT	FTM	FTA	PCT	OFF	DEF	TOT	AST	PF	DQ	STL	TO	BS	PTS	RPG	APG	PPG
01-02 \ DEN	24	262	25	74	338	22	28	786	38	38	76	7	35	0	7	13	28	72	3.2	0.3	3.0
02-03 \ DEN	59	907	114	285	400	77	140	550	109	165	274	32	90	1	30	60	305	4.6	0.5	5.2	
03-04 \ DEN	71	1029	90	203	443	63	107	589	89	209	298	35	119	0	34	48	114	243	4.2	0.5	3.4
04-05 \ NO/OKC	67	1430	191	358	534	131	190	689	137	273	410	71	144	0	14	64	100	513	6.1	1.1	7.7
05-06 \ NO/OKC	32	570	56	98	571	49	103	476	61	94	155	6	84	0	8	26	41	161	4.8	0.2	5.0
07-08 \ NOH	5	34	2	7	286	2	4	500	2	7	9	0	6	0	1	4	6	1.8	0.0	1.2	
08-09 \ DEN	71	1460	160	292	548	130	181	718	163	279	442	31	174	1	41	69	175	452	6.2	0.4	6.4
09-10 \ DEN	76	1692	142	251	566	164	236	695	147	336	483	33	171	1	42	59	143	448	6.4	0.4	5.9
TOTALS	405	7384	780	1568	497	638	989	645	746	1401	2147	215	823	3	176	340	665	2200	5.3	0.5	5.4
DEN TOTALS	301	5350	531	1105	481	456	692	659	546	1027	1573	138	589	3	154	249	520	1520	5.2	0.5	5.0
Three-Point Field Goals: '01-02, 0-4 (0.00); '02-03, 0-1 (0.00); '03-04, 0-1 (0.00); '04-05, 0-3 (0.00); '05-06, 0-0; '07-08, 0-0; '08-09, 2-10 (2.00); '09-10, 0-3 (0.00); Totals: 2-22 (.091).																					
Three-Point Field Goals with Denver: '01-02, 0-4 (0.00); '02-03, 0-1 (0.00); '03-04, 0-1 (0.00); '08-09, 2-10 (2.00); '09-10, 0-3 (0.00). Totals: 2-19 (1.05).																					


NBA PLAYOFFS

YEAR/TEAM	GP	-Field Goals-			-Free Throws-			-Rebounds-				-Averages-									
		MIN	FGM	FGA	PCT	FTM	FTA	PCT	OFF	DEF	TOT	AST	PF	DQ	STL	TO	BS	PTS	RPG	APG	PPG
2004 \ DEN	5	34	3	9	333	0	0	--	6	8	14	2	3	0	1	2	2	6	2.8	0.4	1.2
2009 \ DEN	15	328	34	54	630	29	44	659	29	66	95	9	42	0	5	2	32	97	6.3	0.6	6.5
2010 \ DEN	6	116	9	17	529	9	14	643	7	20	27	1	14	0	1	4	6	27	4.5	0.2	4.5
TOTALS	26	478	46	80	575	38	58	655	42	94	136	12	59	0	7	8	40	130	5.5	0.6	5.2
Three-Point Field Goals: 2004, 0-0; 2009, 0-1 (0.00); 2010, 0-0. Totals: 0-1 (0.00).																					

SEE PAGE 17 FOR CAREER-HIGH INFORMATION.

15

CARMELO ANTHONY



CARMELO ANTHONY

POSITION: FORWARD
HEIGHT/WEIGHT: 6'8"/230
DATE OF BIRTH: 5/29/84 (NEW YORK, NY)
COLLEGE: SYRACUSE UNIVERSITY
PRO EXPERIENCE: 7 YEARS

2009-10

PPG: 28.2 **RPG: 6.6** **APG: 3.2** **SPG: 1.28**
MPG: 38.2 **10+PTS: 69** **20+PTS: 60** **30+PTS: 31**
40+PTS: 7 **50+PTS: 1** **10+REBS: 10** **10/10: 10**

Appeared in 69 games, averaging 28.2 points, 6.6 rebounds, 3.2 assists and a career-high 1.28 steals in 38.2 minutes ... Shot a career-best .830 from the free-throw line ... Ranked third in the NBA in scoring (28.2), fifth in FT makes (508), sixth in FT attempts (612), ninth in minutes (38.2) and 33rd in FT percentage (.830) ... Scored in double figures 69 times, scoring 20+ 60 times, 30+ 31 times, 40+ seven times and 50+ once ... Pulled down 10 or more rebounds 10 times and had 10 double-doubles ... Led the Nuggets in scoring 50 times, rebounds 12 times and assists six times ... Moved into 9th on the Nuggets all-time steals list past Bill Hanzlik (588) vs. San Antonio on 4/10 – now has 591 career steals ... Blocked a season-high three shots vs. L.A. Lakers on 4/8 ... Made the game-winning shot at Toronto on 3/26, connecting on an 18-foot jumper as time expired in the Nuggets 97-96 win. He has 13 career game-winners – regular-season and playoffs – in the final 10 seconds ... Posted 26 points and a career-high 18 rebounds vs. New Orleans on 3/18 ... Moved into 8th on the Nuggets all-time games played list past Dave Robisch (500) vs. New Orleans on 3/18 ... Tallied 45 points (18-35 FG, 3-5 3FG) and 10 rebounds at Houston on 3/15 ... Collected a career-high-tying five steals (5th time) at Minnesota on 3/10 ... Dished out a season-high eight assists vs. Boston on 2/21 ... Scored his 12,000th career point vs. Boston on 2/21, becoming the third youngest player in NBA history to reach the 12,000-point plateau (behind only LeBron James and Kobe Bryant) ... Moved into third on the Nuggets all-time scoring list past David Thompson (11,992) at Washington on 2/19 ... Grabbed his 3,000th career rebound at Washington on 2/19 ... Registered 40 points, seven assists, six rebounds and two blocks in a season-high-tying 48 minutes (2nd time) at Cleveland on 2/18 ... Made the game-winning shot at Cleveland on 2/18, connecting on a 20-foot jumper with 1.9 seconds remaining in overtime of the Nuggets 118-116 win ... Made his third career NBA All-Star appearance (second start) on 2/14 in Dallas, scoring a team-high 27 points (13-22 FG) to go along with 10 rebounds in 29 minutes for the West in the 141-139 loss ... Moved into seventh on the Nuggets all-time 3FG makes list past Voshon Lenard (346) vs. Dallas on 2/9 ... Named Western

Conference Player of the Week on 1/19 for games played from 1/11-1/17 after leading Denver to a 3-0 record while averaging 29.3 points, 5.7 rebounds and 3.0 assists ... Set a new career-high with 35 FG attempts at Sacramento on 12/28 ... His 19 FT makes vs. Houston on 12/16 tied a career-high (3rd time) ... Scored 20+ points in each of the first 20 games this season, setting a new team record for the most consecutive 20-point performances to begin a regular season ... Named the Western Conference Player of the Month for October/November on 12/3 after averaging a league-high 31.0 points and 6.0 rebounds in Denver's 17 games (12-5 in those games) ... Erupted for a career-high 50 points (17-28 FG, 15-16 FT) to go along with six rebounds and five assists vs. New York on 11/27. It was the ninth 50-point game by a Nugget and the first since Allen Iverson had 51 vs. L.A. Lakers on 12/5/07. Anthony is one of seven Nuggets to reach the 50-point mark in team history ... Made his 4,000th career field goal vs. New Jersey on 11/24 ... Totaled 30 points, 11 rebounds and seven assists vs. Chicago on 11/21 ... Scored his 11,000th career point at Chicago on 11/10, becoming the third youngest player in NBA history to reach the 11,000-point plateau ... Named Western Conference Player of the Week on 11/2 for games played from 10/27-11/1 after leading Denver to a 3-0 record while averaging 37.7 points, 7.0 rebounds and 4.3 assists ... Joined Alex English as the only two players in team history to score 30 or more points in the first three games of a regular season ... Registered 41 points at Portland on 10/29 and 42 points vs. Memphis on 11/1, marking the first back-to-back 40+ scoring games of his career, while he becomes the first player in team history to score 40 or more points twice within the first three games of a regular season ... Missed eight-straight games (1/25-2/6) with a left ankle sprain (Inactive six times) ... Missed five-straight games (1/2-1/9) due to a right knee contusion (Inactive four times).

CAREER

Honors: Western Conference All-Star (2007, 2008, 2010) ... All-NBA Second Team 2009-10 ... All-NBA Third Team (2008-09, 2006-07, 2005-06) ... Western Conference Player of the Month (April 2007; March, 2006; October/November, 2009) ... Western Conference Player of the Week (10 times) ... MVP got milk? Rookie Challenge (2005) ... Western Conference Rookie of the Month (six times, November-April, 2003-04) ... **International Experience (USA):** Averaged 11.5 points and 4.3 rebounds in 19.1 minutes at the 2008 Beijing Olympics ... Helped Team USA capture the gold medal ... Scored a team-high 21 points vs. Argentina in the semifinal game and connected on all 13 of his free-throw attempts ... Averaged a team-high 21.2 points (.613 FG, .578 3FG) and 5.2 rebounds in just 19.4 minutes in nine contests as the U.S. captured the gold medal at the

CARMELO ANTHONY -

2007 FIBA Americas tournament ... Ranked second in the tournament in scoring ... Set U.S. Olympic qualifying scoring records for scoring average and total points (191) ... Averaged a team-high 19.9 points and 3.7 rebounds during the 2006 FIBA World Championship of Basketball ... Was named to the All-Tournament Team ... Was selected as the 2006 USA Basketball Male Athlete of the Year ... Helped Team USA to a bronze medal ... Scored a USA-record 35 points against Italy in the preliminary round, including 29 in the second half ... Won a bronze medal at the 2004 Athens Olympics ... **NBA:** Has made 13 game-winning shots in the final 10 seconds in his career (12 of which have come in the regular season) ... Ranks 3rd on the Nuggets all-time scoring list (12,711) ... Has 69 career double-doubles (four with points/assists) and one career triple-double ... Has scored at least 30 points in 146 games and 40 or more 17 times ... **2008-09:** Appeared in 66 games, averaging 22.8 points, 6.8 rebounds and 3.4 assists in 34.5 minutes ... Selected to the 2008-09 All-NBA Third Team ... Tied for seventh in the NBA in scoring ... Scored in double figures 65 times, scoring 20 or more 44 times, 30 or more 13 times and 40+ twice ... Pulled down 10+ rebounds 11 times and had one double-digit assist game ... Posted 12 double-doubles ... Led the Nuggets in scoring 32 times, rebounds 20 times and assists four times ... Shot a career-best .371 (63-170) from three-point range ... Had 43 points, 11 rebounds and hit the go-ahead basket with 12 seconds left at Dallas on 3/27 ... Missed one game (3/3) while serving a team suspension ... Moved into fourth on the Nuggets all-time scoring list past Ralph Simpson at Milwaukee on 2/22 ... Pulled down a season-high 14 rebounds at Philadelphia on 2/18 ... Registered 32 points and a career-high 11 assists at Oklahoma City on 2/4 ... Made the game-winning shot in the final 10 seconds at Oklahoma City on 2/4, connecting on a driving lay-up with 5.3 seconds remaining in the Nuggets 114-113 win ... Scored his 10,000th career point at Oklahoma City on 2/4, becoming the third youngest player in NBA history to reach the 10,000-point plateau (behind only LeBron James and Kobe Bryant) ... Made the game-winning shot at Oklahoma City on 1/2, connecting on a three-pointer with 0.1 seconds remaining in the Nuggets 122-120 win ... Notched a season-high 45 points, 11 rebounds and four steals vs. Minnesota on 12/10 ... Exploded for 33 points in the third quarter vs. Minnesota on 12/10 to break the Nuggets franchise record (David Thompson had 32 on 4/9/78) and tie the NBA record for points scored in a single quarter (George Gervin also had 33 on 4/9/78) ... Became only the fourth player in NBA history to score 31 or more points in a quarter (joining Gervin, Thompson and Wilt Chamberlain) ... Missed two games (10/29 and 10/31) while serving a two-game team suspension ... Missed three games (12/22-12/26) due to a right elbow contusion ... Missed 10 games (1/7-1/28) due to a non-displaced third metacarpal fracture in his right hand suffered on 1/5 ... The Nuggets went 9-7 with Anthony out of the lineup ... **2007-08:** Appeared in 77 games, averaging 25.7 points, career-highs of 7.4 rebounds and 1.27 steals to go along with 3.4 assists in 36.4 minutes ... Also set new career-high for FG% (.492) ... Ranked fourth in the NBA in scoring (25.7), 33rd in rebounding, tied for 35th in field goal percentage, 34th in minutes and 27th in steals ... Joined Alex English as the only players in Nuggets NBA history to average at least 25.0 ppg for three-consecutive seasons ... Posted a single-season career-best 22 double-doubles (had 25 in his first four seasons combined) ... Named Western Conference Player of the Week twice for games played from 12/17-12/23 and 3/24-3/30, moving ahead of Alex English for the most POW honors in Nuggets history (eight times in his career) ... Scored his 9,000th career point vs. Dallas on 3/27, becoming the second youngest player in NBA history to reach 9,000 career points (behind only LeBron James) ... Was a starting forward in the 2008 NBA All-Star Game on 2/17 - his second-straight appearance and first as a starter - totaling 18 points (8-17 FG) and seven rebounds ... Missed five games (1/23-1/30) due to a left ankle sprain ... Tri-captain ... **2006-07:** Played in 65 games, averaging a career-high 28.9 points, 6.0 rebounds, a career-high 3.8 assists and 1.18 steals in 38.2 minutes ... Ranked second in the NBA in scoring ... Fourth-highest scoring average by a Nugget in team his-

tory and the most since Alex English averaged 29.8 points in 1985-86 ... Named Third Team All-NBA for the second-straight season ... Was named Western Conference Player of the Month for April after averaging 28.5 points, 6.5 rebounds and 3.5 assists, while leading the Nuggets to a 10-1 record ... Had four double-doubles and one triple-double ... Led the Nuggets in scoring 48 times, in rebounds five times and in assists seven times ... Posted a career-best 34 30+ games in 65 contests (previous best was 28 in 80 games) ... Not with team due to the birth of his first child at Golden State on 3/7 ... Sat out the season finale to rest ... Recorded 20 points (10-15 FG) and nine rebounds in 25 minutes during his first NBA All-Star Game appearance on 2/18 in Las Vegas ... Named the NBA's Western Conference Player of the Week for the week ending 2/11/07 after averaging 30.3 points, 8.3 rebounds and 7.8 assists in four games ... Recorded his first career triple-double with 31 points, 10 rebounds and 10 assists vs. Phoenix on 2/5 ... Served a 15-game NBA suspension from 12/18-1/20 ... Named the NBA's Western Conference NBA Player of the Week for the second straight week for the week ending 12/3/06 after averaging 36.7 points, 7.0 rebounds, 5.0 assists, 1.00 steals on .570 (45-79) FG shooting in three games ... Tied Alex English's Nuggets NBA team record of six-consecutive 30+ games twice (11/8-11/18 and 11/22-12/2) ... **2005-06:** Played in 80 games (all starts) ... Averaged 26.5 points, 4.9 rebounds, 2.7 assists and 1.10 steals ... Shot .481 from the field and .808 from the free-throw line ... Was named Third Team All-NBA ... Finished ninth in voting for the NBA's Most Improved Player Award ... Ranked eighth in the NBA in scoring ... Ranked 36th (tied) in field goal percentage (.481) and 35th (tied) in minutes per game (36.8) ... Named Western Conference Player of the Month for the month of March after averaging 29.9 points on .549 FG shooting ... Scored in double figures 79 times, 20+ 67 times, 30+ 28 times and 40+ four times ... Grabbed at least 10 rebounds five times and had one double-digit assist game ... Posted five points/rebounds double-doubles and one with points/assists ... Made five game-winning shots in the last five seconds (at Houston, 1/8; vs. Phoenix, 1/10; at Minnesota, 2/24; at Indiana, 3/15; vs. Lakers, 4/6) ... All were jumpers, while shot against Minnesota was a trey ... Also made a shot in the final seconds to force overtime vs. Dallas on 1/6 and made shots in the final 22 seconds against Cleveland on 1/18 and Philadelphia on 3/9 which gave the Nuggets leads they would never lose ... Led the Nuggets in scoring 64 times, including two streaks of 16-straight games (1/10-2/8 and 3/12-4/10) ... Led the team in rebounding six times and assists three times ... Made the game-winning shot and finished with 43 points and 11 rebounds in 52 minutes vs. Phoenix on 1/10 ... Placed on the Inactive List with a left ankle sprain vs. the Hornets on 11/30 ... Did not play in the final game of the regular season ... **2004-05:** Played and started in 75 games ... Averaged 20.8 points, 5.7 rebounds and 2.6 assists in 34.8 minutes ... Ranked 19th in the NBA in scoring and 16th in points per 48 minutes (28.7) ... Scored in double figures 68 times, including 43 games of 20+ and seven of 30+ ... Led the team in scoring 44 times, in rebounding eight times and in assists five times ... Was named MVP of the got milk? Rookie Challenge during All-Star Weekend after scoring 31 points ... Missed five games (12/18-12/27) due to a sprained left ankle and one (11/29) due to a sprained right ankle ... **2003-04:** Started in all 82 games, averaging 21.0 points, 6.1 rebounds, 2.8 assists and 1.18 steals in 36.5 minutes ... Finished second in got milk? Rookie of the Year voting to LeBron James ... Unanimous NBA All-Rookie First Team selection ... Became the first NBA rookie to lead a playoff team in scoring since David Robinson of the Spurs (1989-90) ... Ranked first among NBA rookies and 12th overall in the NBA in scoring (21.0) ... Set Nuggets rookie records for points (1,725), scoring average (21.0), field goals made (624), field goals attempted (1,465), free-throws made (408), free-throws attempted (525) and minutes played (2,995) ... Scored 10+ points in 78 of 82 games, including 48 games with 20+ and 10 of 30 or more ... Was named got milk? Western Conference Rookie of the Month six consecutive months (November-April) ...

Earned two NBA Player of the Week honors ... Competed in the got milk? Rookie Challenge at All-Star Weekend ... Scored 23 of his 30 in the second half and overtime vs. Portland on 4/10, including the game-tying shot with 3.7 seconds left in a game the Nuggets had to win in the race for a playoff spot ... Posted 11 double-doubles ... Had a Nuggets rookie record 41 points against Seattle on 3/30 ... Became the second-youngest player (19 years, 305 days) to score 40 points in a game in NBA history ... Scored 30 points in sixth career game - fewest games for a Nuggets rookie to reach 30 points since ABA/NBA merger.

PLAYOFFS

Has 11 career playoff double-doubles ... Has 12 career 30-point games, including one 40-point effort in the postseason ... **2010:** Averaged a team-leading 30.7 points and 8.5 rebounds in Denver's six-game, first-round playoff series against Utah ... Scored a playoff career-high 42 points (18-25 FG, 2-5 3FG, 4-4 FT) in 126-113 victory in Game 1 ... Made a playoff career-high 14 free throws (15 attempts) and scored 32 points in Game 2 ... Exploded for 39 points (13-26 FG, 4-4 3FG, 9-9 FT) and grabbed 11 rebounds in Game 4. His four three-pointers matched a playoff career-high ... Recorded 26 points and 11 rebounds while helping Denver win its first elimination game since 1994 ... Scored 20 points and matched his playoff career-high with 12 rebounds in Game 6 ... **2009:** Guided the Nuggets to the Western Conference Finals (WCF), averaging 27.2 points, 5.8 rebounds, 4.1 assists, 1.75 steals and 38.3 minutes in 16 games ... Totaled 30+ points in seven games, including a team playoff record five-straight from 5/9-5/21 ... Recorded 39 points in Game 1 of the WCF at L.A. Lakers on 5/19 ... Averaged 30.0 points during the five-game Western Semifinals series vs. Dallas, becoming only the second Nuggets player to average 30+ ppg for an entire playoff series of any length (Alex English in 1985 the other) ... Registered his eighth career playoff double-double with 41 points (15-29 FG, 9-11 FT), 11 rebounds and a playoff career-best five steals in 43 minutes during Game 4 of the West Semifinals at Dallas on 5/11 - the most points by a Nuggets player in the postseason since Alex English scored 42 vs. Houston on 5/8/86 ... Connected on his first career postseason game-winning shot in Game 3 of the West Semifinals at Dallas on 5/9 - a three-pointer with 1.0 seconds remaining to put Denver ahead 106-105 ... Dished out a postseason career-high nine assists in Game 2 of the first round vs. New Orleans on 4/22 ... **2008:** Averaged 22.5 points and 9.5 rebounds in 36.5 minutes in four first-round games against the Lakers ... Posted three double-doubles in the four games, including 30 points and 12 boards in Game 1 ... **2007:** Had one of the best playoff performances of his career in Denver's five-game, first-round loss to San Antonio, averaging 26.8 points, 8.6 rebounds, 1.2 assists and 1.00 steals in 42.0 minutes ... Shot .480 (47-98) from the field, .500 (9-18) from three-point range and .795 (31-39) from the free-throw line ... Scored 30 points in Game 1 ... Posted back-to-back double-doubles with 26 points and 10 rebounds in Game 2 and 28 points and 12 rebounds in Game 3 ... **2006:** Averaged a team-high 21.0 points and 6.6 rebounds in five contests vs. the L.A. Clippers ... Had one double-double ... **2005:** Averaged a team-high 19.2 points, 5.4 rebounds and 2.0 assists in five games vs. San Antonio ... **2004:** Averaged 15.0 points and 8.3 rebounds in four games in Denver's first round loss to Minnesota ... Posted a double-double with 24 points and 10 rebounds in Denver's Game 3 win ... Suffered a sprained left knee in Game 4 and did not play in Game 5.

CAREER TRANSACTIONS

Selected by Denver Nuggets in first round (3rd overall) of 2003 NBA Draft ... Signed contract extension with Denver (7/12/06).

COLLEGE

Named Second Team All-America by AP as a freshman in 2002-03 ... Led Syracuse to a 30-5 record and the school's first NCAA Championship in men's basketball ... Named Most Outstanding Player of the 2003 Final Four and East Regional ... Consensus national Freshman of the Year ... Unanimous choice as Big East Conference Freshman of the Year and was an All-Big East First Team selection ... Averaged 22.2 ppg (16th in nation) and 10.0 rpg (19th in nation) ... In the national championship game victory over Kansas, he scored 20 points, adding 10 rebounds and seven assists ... In Final Four win over Texas, exploded for a season-high 33 points and 14 rebounds.

PERSONAL

Full name is Carmelo Kyam Anthony ... Son of Mary Anthony ... Has two brothers and a sister ... Married La La Vazquez in New York on July 10, 2010. The couple has a son, Kiyan (3) ... Co-founder of Krossover Entertainment, a music and movie production company ... Executive produced a highly acclaimed documentary of Mike Tyson in 2009 ... Is a fan of the Baltimore Ravens, Baltimore Orioles and Texas Longhorns football ... At Oak Hill Academy, was named First Team All-America by USA Today and PARADE and was named to the McDonald's All-American Team ... Released a children's book in 2004 entitled "It's Just the Beginning" ... Featured on the cover of EA Sports' NBA Live 2005 and NCAA March Madness 2004 basketball video games ... Has appeared on the cover of numerous magazines including Sports Illustrated twice ... Has also been featured on the cover of ESPN the Magazine twice, including once with one of his favorite rappers, Jay-Z ... Annually releases a top-selling signature sneaker with Brand Jordan ... Established the Carmelo Anthony Foundation (CAF) in 2005 ... Is a major contributor to the Family Resource Centers of Colorado ... Has hosted "A Very Melo Christmas" each year in Denver where hundreds of kids participated in a festive holiday party ... Donated \$1,000 to Asian Tsunami relief efforts for each point scored vs. San Antonio (1/8/05) and Houston (1/9/05), totaling \$35,000 ... Played in the NBA Players Hurricane Relief Game on 9/11/05 with proceeds benefiting Hurricane Katrina victims ... Also matched contributions up to \$100,000 received by Habitat for Humanity International's Operation Home Delivery, a rebuilding program to help families impacted by Hurricane Katrina ... Ranked in the top 10 of the "Giving Back 30" report in 2006, which tracks the charity work and donations of celebrities and athletes ... The CAF has hosted a 3-on-3 basketball tournament in his hometown of Baltimore the past four summers as part of his H.O.O.D. (Holding Our Own Destiny) Movement ... Since joining the Nuggets, has purchased tickets to every home game for less fortunate families ... Opened the Carmelo Anthony Youth Development Center in East Baltimore in 2006 ... Contributed \$3 million to the construction of the Carmelo K. Anthony Basketball Center at Syracuse University ... Filmed a scene from the Eddie Murphy movie "Imagine That" alongside Allen Iverson and George Karl at the Pepsi Center in October, 2007 ... In July 2008, he was honored as Outstanding Basketball Player of the Year at the 1st Annual University Premios Deportes, an awards show celebrating the best Hispanic athletes ... In June 2003, he was awarded with an ESPY Award for Best Male College Athlete ... Opened a barbershop in LoDo, Studio 15, and provides free haircuts to 15 disadvantaged youth on the 15th of each month.

CARMELO ANTHONY -



CAREER STATISTICS

NBA REGULAR SEASON

YEAR/TEAM	-Field Goals-					-Free Throws-			-Rebounds-					-Averages-							
	GP	MIN	FGM	FGA	PCT	FTM	FTA	PCT	OFF	DEF	TOT	AST	PF	DO	STL	TO	BS	PTS	RPG	APG	PPG
03-04 \ DEN	82	2995	624	1465	426	408	525	777	183	315	498	227	225	1	97	247	41	1725	6.1	2.8	21.0
04-05 \ DEN	75	2608	530	1230	431	456	573	796	141	285	426	194	229	1	68	224	30	1558	5.7	2.6	20.8
05-06 \ DEN	80	2941	756	1572	481	573	709	808	122	272	394	216	229	3	88	218	42	2122	4.9	2.7	26.5
06-07 \ DEN	65	2486	691	1453	476	459	568	808	143	248	391	249	203	1	77	234	22	1881	6.0	3.8	28.9
07-08 \ DEN	77	2806	728	1481	492	464	590	786	178	393	571	259	253	2	98	253	39	1978	7.4	3.4	25.7
08-09 \ DEN	66	2277	535	1207	443	371	468	793	106	344	450	222	195	1	75	199	24	1504	6.8	3.4	22.8
09-10 \ DEN	69	2634	688	1502	458	508	612	830	152	302	454	222	225	2	88	209	30	1943	6.6	3.2	28.2
TOTALS	514	18747	4552	9910	459	3239	4045	.801	1025	2159	3184	1589	1559	11	591	1584	228	12711	6.2	3.1	24.7

Three-Point Field Goals: '03-04, 69-214 (.322); '04-05, 42-158 (.266); '05-06, 37-152 (.243); '06-07, 40-149 (.268); '07-08, 58-164 (.354); '08-09, 63-170 (.371); '09-10, 59-187 (.316). **Totals:** 368-1,194 (.308).

NBA PLAYOFFS

YEAR/TEAM	-Field Goals-					-Free Throws-			-Rebounds-					-Averages-							
	GP	MIN	FGM	FGA	PCT	FTM	FTA	PCT	OFF	DEF	TOT	AST	PF	DO	STL	TO	BS	PTS	RPG	APG	PPG
2004 \ DEN	4	143	21	64	328	16	20	800	7	26	33	11	11	1	5	17	0	60	8.3	2.8	15.0
2005 \ DEN	5	180	35	83	422	26	32	813	14	13	27	10	20	0	3	13	1	96	5.4	2.0	19.2
2006 \ DEN	5	193	33	99	333	39	52	750	12	21	33	14	20	1	4	15	1	105	6.6	2.8	21.0
2007 \ DEN	5	210	47	98	480	31	39	795	18	25	43	6	12	0	5	19	0	134	8.6	1.2	26.8
2008 \ DEN	4	146	32	88	364	24	29	828	19	19	38	8	17	1	2	12	1	90	9.5	2.0	22.5
2009 \ DEN	16	612	146	322	453	119	144	826	26	67	93	65	60	1	28	37	10	435	5.8	4.1	27.2
2010 \ DEN	6	254	64	138	464	50	57	877	14	37	51	20	26	1	12	21	3	184	8.5	3.3	30.7
TOTALS	45	1738	378	892	424	305	373	.818	110	208	318	134	166	5	59	134	16	1104	7.1	3.0	24.5

Three-Point Field Goals: 2004, 2-11 (.182); 2005, 0-1 (.000); 2006, 0-4 (.000); 2007, 9-18 (.500); 2008, 2-8 (.250); 2009, 24-66 (.364); 2010, 6-19 (.316). **Totals:** 43-127 (.339).

NBA ALL-STAR GAME

YEAR/TEAM	-Field Goals-					-Free Throws-			-Rebounds-					-Averages-							
	GP	MIN	FGM	FGA	PCT	FTM	FTA	PCT	OFF	DEF	TOT	AST	PF	DO	STL	TO	BS	PTS	RPG	APG	PPG
2007 \ DEN	1	25	10	15	.667	0	0	---	3	6	9	1	2	0	1	0	0	20	9.0	1.0	20.0
2008 \ DEN (S)	1	22	8	17	.471	2	3	.667	5	2	7	1	0	0	2	0	18	7.0	1.0	18.0	
2010 \ DEN (S)	1	29	13	22	.591	0	1	.000	4	6	10	2	0	0	2	0	27	10.0	2.0	27.0	
TOTALS	3	76	31	54	.574	2	4	.500	12	14	26	4	2	0	1	4	0	65	8.7	1.3	21.7

Three-Point Field Goals: 2007, 0-0; 2008, 0-0; 2010, 1-4 (.250). **Totals:** 1-4 (.250).

SEE PAGE 17 FOR CAREER-HIGH INFORMATION.



32

RENALDO BALKMAN



POSITION: **FORWARD**

HEIGHT/WEIGHT: **6'8"/210**

DATE OF BIRTH: **7/14/84 (STATEN ISLAND, NY)**

COLLEGE: **UNIVERSITY OF SOUTH CAROLINA**

PRO EXPERIENCE: **4 YEARS**

2009-10

PPG: 1.1 RPG: 1.8 SPG: 0.62 MPG: 7.0

Appeared in a career-low 13 games, averaging 1.1 points and 1.8 rebounds in 7.0 minutes ... Started one game (Denver is 9-2 all-time with him in the starting lineup) ... Dished out a season-high two assists at Phoenix on 4/13 ... Collected a season-high-tying two steals (2nd time) vs. San Antonio on 4/10 ... Posted six points and six rebounds in 15 minutes – all season-highs – at Miami on 11/6 ... Missed 23 games (2/5-3/1, 3/10-3/29) due to a mid-back strain (Inactive 15 times) and one game (11/11) due to sinus infection ... Placed on the Inactive List (non-injury) six times ... DNP-CD 40 times.

CAREER

International Experience: A member of the Puerto Rico National Team at the 2010 FIBA World Championships in Turkey ... **NBA:** Has seven career double-doubles ... Has scored in double figures 30 times ... Notched 14 career double-digit rebounding games ... **2008-09 (Denver):** Appeared in 52 games, starting 10 times (Nuggets were 9-1 in those games) ... Averaged a career-best 5.0 points, and 3.8 rebounds in 14.7 minutes ... Shot a career-high .558 from the field ... Led the Nuggets in scoring once and in rebounding six times ... Scored in double figures nine times, including one game of 20+ ... Had five double-digit rebounding games and two double-doubles ... Double-doubles came in back-to-back games – career-high 22 points and 11 rebounds vs. Clippers on 3/14 and 14 points and season-high-tying 14 rebounds (eight offensive) vs. Oklahoma City on 3/11 ... Also had 14 rebounds at Utah on 3/6 ... DNP-CD 29 times ... Blocked a career-high four shots vs. Milwaukee on 11/18 ... **2007-08 (New York):** Appeared in 65 games for the Knicks, averaging 3.4 points and 3.3 rebounds in 14.6 minutes ... Scored a season-high 11 points five times ... Scored in double figures six times ... Pulled down at least 10 rebounds in two games and had one double-double ... Led the Knicks in rebounding twice ... DNP-CD nine times and missed seven games due to injury ... Served a one-game suspension on 1/30 after he was assessed a flagrant foul (penalty two) against the Lakers on 1/29 ... Missed the bulk of training camp due to a stress reaction in his right ankle ... **2006-**

07 (New York): Played in 68 games

as a rookie, averaging 4.9 points and 4.3 rebounds in 15.6 minutes while shooting .505 from the field ... Ranked eighth among NBA rookies in rebounding ... Started one game ... Posted four double-doubles ... Led the Knicks in rebounding eight times and in scoring once ... Scored in double-figures 15 times and had seven double-figure rebounding efforts ... DNP-CD eight times ... Missed the last six games of the season due to a stomach virus.

PLAYOFFS

2010 (Denver): Was placed on the Inactive List (non-injury) for first five games of Denver's first-round playoff series vs. Utah. Dressed for Game 6 but DNP-CD ... **2009 (Denver):** Appeared in eight games during the Nuggets run to the Western Conference Finals, averaging 0.5 points and 0.5 rebounds in 2.5 minutes ... Saw 11 minutes of action in Game 4 of the first round at New Orleans, registering four points, three rebounds and two steals in the Nuggets historic 121-63 win on 4/27.

CAREER TRANSACTIONS

Selected by New York Knicks in first round (20th overall) of 2006 NBA Draft ... Traded to Denver in exchange for Taurean Green, Bobby Jones and a 2010 second-round draft pick (7/28/08) ... Signed contract extension with Denver on 10/31/09.

COLLEGE

Averaged 7.4 points, 5.3 rebounds and shot .553 from the field in 104 games (40 starts) in three seasons at South Carolina ... Helped lead the Gamecocks to back-to-back postseason NIT titles in 2005 and 2006, winning tourney MVP honors in '06 ... Named to 2004 SEC All-Freshman Team.

PERSONAL

Nicknamed "Kool" ... A Staten Island native that grew up in Florida and went to prep school in North Carolina ... Prior to attending Laurinburg Institute, attended IMG Academy (Bradenton, Fla.) as a junior, Blake HS as a sophomore and Armwood HS as a freshman ... At Laurinburg, led team to 40-2 record and No. 1 national prep school ranking ... Finalist for McDonald's All-American honors ... Co-hosted a basketball clinic and dinner for young residents of The Children's Village group home in Dobbs Ferry in January 2007 ... Played in the annual NY Basketball All-Star Classic for the benefit of Wheelchair Charities, on 9/9/07 in New York.

RENALDO BALKMAN -



CAREER STATISTICS

NBA REGULAR SEASON

YEAR/TEAM	GP	MIN	-Field Goals-			-Free Throws-			-Rebounds-				-Averages-								
			FGM	FGA	PCT	FTM	FTA	PCT	OFF	DEF	TOT	AST	PF	DQ	STL	TO	BS	PTS	RPG	APG	PPG
06-07 \ NYK	68	1064	139	275	.505	51	90	.567	97	197	294	44	146	0	57	49	44	334	4.3	0.6	4.9
07-08 \ NYK	65	952	91	186	.489	41	95	.432	83	133	216	40	132	1	44	37	30	224	3.3	0.6	3.4
08-09 \ DEN	53	780	110	197	.558	42	65	.646	86	117	203	34	98	1	47	35	23	264	3.8	0.6	5.0
09-10 \ DEN	13	91	6	18	.333	2	6	.333	4	19	23	7	16	0	8	6	2	14	1.8	0.5	1.1
TOTALS	199	2887	346	676	.512	136	256	.531	270	466	736	125	392	2	156	127	99	836	3.7	0.6	4.2
DEN TOTALS	66	871	116	215	.539	44	71	.620	90	136	226	41	114	1	55	41	25	278	3.4	0.6	4.2

Three-Point Field Goals: '06-07, 5-27 (.185); '07-08, 1-12 (.083); '08-09, 2-7 (.286); '09-10, 0-7 (.000). **Totals:** 8-53 (.151).


Three-Point Field Goals with Denver: '08-09, 2-7 (.286); '09-10, 0-7 (.000); **Totals:** 2-14 (.143).

NBA PLAYOFFS

YEAR/TEAM	GP	MIN	-Field Goals-			-Free Throws-			-Rebounds-				-Averages-								
			FGM	FGA	PCT	FTM	FTA	PCT	OFF	DEF	TOT	AST	PF	DQ	STL	TO	BS	PTS	RPG	APG	PPG
2009 \ DEN	8	20	2	6	.333	0	0	---	2	2	4	1	3	0	4	0	0	4	0.5	0.1	0.5
TOTALS	8	20	2	6	.333	0	0	---	2	2	4	1	3	0	4	0	0	4	0.5	0.1	0.5

Three-Point Field Goals: '06-07, 5-27 (.185); '07-08, 1-12 (.083); '08-09, 2-7 (.286); '09-10, 0-7 (.000). **Totals:** 8-53 (.151).


SEE PAGE 17 FOR CAREER-HIGH INFORMATION.



RENALDO BALKMAN

1

CHAUNCEY BILLUPS

POSITION: **GUARD**HEIGHT/WEIGHT: **6'3"/202**DATE OF BIRTH: **9/25/76 (DENVER, CO)**COLLEGE: **UNIVERSITY OF COLORADO**PRO EXPERIENCE: **13 YEARS****2009-10**

PPG: 19.5 **APG: 5.6** **RPG: 3.1** **SPG: 1.12**
MPG: 34.1 **10+PTS: 68** **20+PTS: 37** **30+PTS: 5**
10+ASTS: 5 **10/10: 4**

Appeared in 73 games (all starts), averaging a career-high 19.5 points, 5.6 assists, 3.1 rebounds and 1.12 steals in 34.1 minutes ... Ranked 20th in the NBA in scoring (19.5), 18th in assists (5.6), fourth in FT percentage (.910) and 35th in 3FG percentage (.386) ... His FT makes (466) set a career-high and ranked ninth in the NBA, while his FT attempts (512) ranked 12th among NBA leaders ... Scored 10 or more points in 68 of his 73 appearances, including 37 games with 20+ and five with 30+ ... Recorded five games with double-digit assists, four of which resulted in a double-double ... Denver went 29-8 on the year when he scored 20+ points (51-17 from 2008-10) and 5-0 when he tallied 10+ assists (15-1 from 2008-10) ... At 33 years old, he became the oldest player in NBA history to average at least 19 points per game in a season for the first time in his career ... Scored his 14,000th career point vs. San Antonio on 4/10 – becoming only the 31st player in NBA history with 14,000+ points and 5,000+ assists (one of only four active players to have done so) ... Scored 29 points and went 17-17 from the FT line vs. Milwaukee on 3/20. His 17 free throws set a personal best for FT makes without a miss and came just one make shy of tying the Nuggets team record ... Made at least one three-pointer in a career-best 36-consecutive games from 12/10/09-3/15/10 ... Dished out his 5,000th career assist at Memphis on 3/13, becoming only the seventh active player in the NBA to reach that milestone ... Moved into 5th on the Nuggets all-time 3FG makes list past Mahmoud Abdul-Rauf (371) at Phoenix on 3/1 ... Scored 37 points and set a career-high with 13 made FGs at Golden State on 2/25 ... Made his fifth-straight NBA All-Star appearance (second as a Nugget) on 2/14 in Dallas, posting 17 points and five assists in 26 minutes off the bench for the West in the 141-139 loss ... Registered a career-high 39 points (12-20 FG, 9-13 3FG), eight assists and four rebounds at L.A. Lakers on 2/5 (the nine 3FG makes set a career-high) ... Took a career-high 25 FG attempts vs. Sacramento on 2/1 ... Named Western Conference Player of the Week on 1/25 for games played from 1/18-1/24 after leading Denver to a 3-0 record with averages of 25.7 points, 7.7 assists and 5.3 rebounds ... Recorded 37 points (11-19 FG, 6-9 3FG), eight rebounds and eight assists at Golden State on 1/20 ... Made his 4,000th career field goal at Golden State on 1/20 ... His 19 FT attempts vs. Utah on 1/17 tied a career-high (3rd time) ... Scored his 13,000th career point at Detroit on 12/10 ... Notched 31 points, eight rebounds and eight assists at

Philadelphia on 12/7 ... Connected on the game-winning free throw with 0.6 seconds left in the game at Chicago on 11/10 ... Scored 20+ points in each of the first four games this season (10/28-11/3), marking the first time in his career doing so ... Missed one game (2/6) due to right ankle sprain and eight games (12/18-12/23, 12/27-1/5) due to a left groin strain (Inactive four times).

CAREER

Honors: Five-time NBA All-Star selection (2006, 2007, 2008, 2009, 2010) ... Named to the All-NBA Second Team (2005-06) and All-NBA Third Team (2008-09, 2006-07) ... Named NBA All-Defensive Second Team two consecutive seasons (2004-05, 2005-06) ... Named 2004 NBA Finals Most Valuable Player, averaging 21.0 points, 3.2 rebounds, 5.2 assists and 1.20 steals in 38.4 minutes vs. the Los Angeles Lakers ... Named Eastern Conference Player of the Week three times (2/2/03, 11/23/03 and 3/21/05) and Western Conference Player of the Week twice (11/16/08 and 1/25/10) ... Named Eastern Conference Player of the Month twice (1/06 and 2/07) ... Winner of the 2008-09 NBA Sportsmanship Award ... **International Experience:** Member of the USA senior national teams that won gold medals at both the 2007 FIBA Americas Championship and the 2010 FIBA World Championship ... **NBA:** Has 90 career double-doubles (14 as a Nugget) and two triple-doubles ... Ranks 6th in NBA history in career free-throw percentage (.892) ... Ranks 6th on the NBA's all-time list for career three-pointers with 1,589 ... **2008-09 (Detroit then Denver):** Appeared in 79 games on the year – 77 with Denver and two with Detroit ... Started each game ... Averaged 17.7 points (third-highest of career), 6.4 assists, 3.0 rebounds and 1.18 steals in 35.3 minutes ... Selected to the 2008-09 All-NBA Third Team ... Winner of the 2008-09 NBA Sportsmanship Award ... Finished sixth in voting for the 2008-09 NBA MVP award ... Scored in double figures 71 times, including 31 games of 20+ and three of 30+ ... Had 11 double-digit assist games and 10 double-doubles ... Led the Nuggets in scoring 23 times and in assists 52 times ... Among NBA leaders, ranked fourth in FT percentage (.913), ranked 11th in total three-pointers (162), free-throws made (418) and assist-to-turnover ratio (2.86-to-1), 15th in assists, 29th in steals and tied for 34th in scoring ... Shot better than .400 (.408) from three-point range for the second-straight season, tying for 29th in the NBA ... Topped .900 from the free-throw line for the second-straight year and third time in his career ... Pulled down a season-high eight rebounds vs. Utah on 4/2 ... Notched a season-high 34 points at Detroit on 3/3 ... Appeared in his fourth-straight All-Star Game, registering five points and three assists in 19 minutes in Phoenix on 2/15 ... Scored his 12,000th career point at Memphis on 1/27 ... Dished out a season-high 14 assists to go along with 24 points vs. Toronto on 12/2 ... Named Western Conference Player of the Week for games played from 11/10-11/16, averaging 21.5 points and 5.8 assists while leading Denver to a 3-1 record ... Missed one game (2/4) due to a sprained right ankle ... Placed on the Inactive

CHAUNCEY BILLUPS -



List at Golden State on 11/5 (trade pending) ... Acquired via trade from the Detroit Pistons on 11/3 ... **2007-08 (Detroit):** Appeared in 78 games (all starts), averaging 17.0 points, 27 rebounds, 6.8 assists and 1.29 steals in 32.3 minutes ... Ranked ninth in the NBA in assist-to-turnover ratio (3.31-to-1) ... Among NBA leaders, ranked second in free throw percentage (.918), tied for 11th in assists (6.8 apg), tied for 24th in steals (1.29 spg) and tied for 30th in three-point percentage (.401) ... Named to the NBA All-Star Team for the third consecutive season ... Led the team in scoring 37 times and assists 53 times ... Scored 10-plus points 70 times, 20-plus points 22 times and 30-plus points three times ... Dished out 10-plus assists 13 times ... Recorded 13 double-doubles (all points/assists) ... Joined Joe Dumars as the only players in franchise history to tally 100-plus three-point field goals in six consecutive seasons ... Scored his 10,000th career NBA point at Portland (11/13) ... Missed two games with a sore knee and hip pointer (11/14 and 11/16) and one game while tending to a personal matter ... DNP - Inactive List once ... **2006-07 (Detroit):** Appeared in 70 games (all starts), averaging 17.0 points, 3.4 rebounds, 7.2 assists and 1.20 steals in 36.2 minutes ... Ranked second in the NBA in assist-to-turnover ratio (3.59-to-1) ... Among NBA leaders, tied for seventh in free-throw percentage (.883) and tied for eighth in assists (7.2) ... Ranked eighth among NBA point guards in double-doubles with 16 (points/assists) ... Teamed with Richard Hamilton to become the first guard tandem in NBA history to lead their team in scoring for five consecutive seasons ... **2005-06 (Detroit):** Appeared in 81 games (all starts), averaging 18.5 points, 3.1 rebounds, a career-high 8.6 assists and 0.88 steals in 36.1 minutes ... Led the NBA and set a franchise record in assist-to-turnover ratio (4.11-to-1) ... Among NBA leaders, ranked fourth in assists, sixth in free throw percentage (.894) and eighth in three-point field goal percentage ... Ranked third among NBA point guards in double-doubles with a career-high 27 (points/assists) ... Finished fifth in NBA's Most Valuable Player voting ... Became only the third player in NBA history to have played for at least five different teams at the time of their first All-Star selection (Sam Cassell, Anthony Mason the others) ... Joined Joe Dumars as the only players in league history to be named NBA Finals MVP before being named an All-Star ... **2004-05 (Detroit):** Appeared in 80 games (all starts), averaging 16.5 points (career-high .442 FG), 3.4 rebounds, 5.8 assists and 1.01 steals in 35.8 minutes ... Among NBA regular-season leaders, ranked fifth in free-throw percentage (.898) and eighth in three-point field goal percentage (.426) ... One of five NBA point guards ranked in the Top-35 players in scoring and Top-20 in assists ... **2003-04 (Detroit):** Appeared in 78 games (all starts), averaging 16.9 points, 3.5 rebounds, 5.7 assists and 1.08 steals in 35.4 minutes ... One of four NBA point guards ranked in the Top-35 players in scoring and Top-15 in assists ... Finished sixth in the Foot Locker Three-Point Shootout during NBA All-Star Weekend 2004 ... **2002-03 (Detroit):** Appeared in 74 games (all starts), averaging 16.2 points, a career-high 3.7 rebounds, 3.9 assists and 0.85 steals in 31.4 minutes ... Led all NBA players in game-tying or lead-changing field goals in the last two minutes of the fourth quarter and overtime (11) ... **2001-02 (Minnesota):** In 82 games (54 starts) averaged 12.5 points, 2.8 rebounds and 5.5 assists in 28.7 minutes ... Ranked sixth in NBA in free throw percentage (.885) ... Talled his first career triple-double with 26 points, 11 rebounds and 10 assists vs. Memphis (4/3) ... **2000-01 (Minnesota):** In 77 games (33 starts) averaged 9.3 points and 3.4 assists in 23.2 minutes ... **1999-00 (Denver then Orlando):** In 13 games (five starts) with Denver, averaged 8.6 points, 2.6 rebounds and 3.0 assists in 23.5 minutes ... Underwent season-ending surgery on 12/27/99 after suffering a dislocated left shoulder on 12/16/99 ... **1998-99 (Denver):** In 45 games (41 starts) averaged 13.9 points, 2.1 rebounds, 3.8 assists and 1.29 steals in 33.1 minutes ... **1997-98 (Boston then Toronto):** In 80 games (70 starts) averaged 11.2 points, 2.4 rebounds and 3.9 assists in 27.7 minutes as a rookie ... In 51 games (44 starts) with Boston, averaged 11.1 points, 2.2 rebounds, 4.3 assists and 1.51 steals in 25.4 minutes ... In 29 games (26 starts) with Toronto averaged 11.3 points, 3.3 assists and 1.03 steals in 31.7 minutes.

PLAYOFFS

Has appeared in 139 career postseason games, holding career playoff averages of 17.8 points, 5.9 assists and 3.4 rebounds ... Boasts 12 career postseason

double-doubles (three as a Nugget) ... Named 2004 NBA Finals Most Valuable Player ... Appeared in seven-straight conference finals from 2003-09, becoming one of just five players since 1970 to do so and one of two players in NBA history (along with Wilt Chamberlain) to have played for seven-consecutive conference titles while with multiple teams ... Is one of three players in NBA history (along with Ray Allen, Reggie Miller) to record 1,500 regular-season three-pointers and 250 postseason three-pointers ... **2010 (Denver):** Started all six games, averaging 20.3 points and 6.3 assists in 34.5 minutes in a 4-2 series loss to Utah ... Recorded his 12th career double-double with 17 points and 11 assists vs. Utah on 4/19. Eleven of his postseason double-doubles are points and assists ... Scored a team-high 30 points (8-19 FG, 3-6 3FG, 11-12 FT) in Game 6 at Utah on 4/30 ... **2009 (Denver):** Led the Nuggets to the Western Conference Finals (WCF), averaging 20.6 points, 6.8 assists, 3.8 rebounds, 1.25 steals and 38.7 minutes in 16 games ... Talled 27 points (13-16 FT) and four assists in Game 2 of the WCF at L.A. Lakers on 5/21 ... Registered his second double-double of the 2009 postseason with 28 points (10-16 FG, 3-6 3FG), 12 assists and seven rebounds during Game 5 of the West Semifinals vs. Dallas on 5/13 ... Notched 32 points in Game 3 of the Western Semis at Dallas on 5/9 ... His 19 3FG makes during the first round vs. New Orleans set a Nuggets individual record for 3FG makes in a playoff series of any length ... Posted consecutive 30-point efforts in his first two playoff games as a Nugget, tallying 36 points (8-9 3FG) in Game 1 and 31 (11-11 FT) in Game 2 during the first round vs. New Orleans on 4/19 and 4/22, respectively ... His eight 3FG makes in Game 1 on 4/19 set a playoff career-high and a Nuggets individual postseason record for 3FG makes in a game ... His 36-point performance in Game 1 represents the highest point total ever for a player making his Nuggets playoff debut ... **2008 (Detroit):** Led the Pistons to the Eastern Conference Finals, averaging 16.1 points, 2.9 rebounds, 5.5 assists and 32.0 minutes in 15 games (all starts) ... Averaged 16.5 points and 5.3 assists in six games during the Eastern Conference Finals vs. Boston ... Averaged 16.3 points in three games vs. Orlando during the Eastern Conference Semifinals ... Averaged 15.5 points and 6.7 assists in six first round games vs. Philadelphia ... Recorded a double-double with 12 points and 12 assists in 37 minutes in Game 5 ... **2007:** Guided the Pistons to the Eastern Conference Finals, averaging 18.6 points, 5.7 assists and 3.3 rebounds in 16 games (all starts) ... Averaged 15.3 points and 5.5 assists in six games during the Eastern Conference Finals vs. Cleveland ... Averaged 19.3 points, 7.0 assists and 1.50 steals in six games vs. Chicago during the Eastern Conference Semifinals ... Averaged 22.3 points, 7.0 assists and 4.0 rebounds in four first round games vs. Orlando ... **2006:** Led the Pistons to the Eastern Conference Finals, averaging 17.9 points, 6.5 assists and 3.4 rebounds in 18 playoff games (all starts) ... Averaged 18.0 points and 7.2 assists in six games during the Eastern Conference Finals vs. Miami ... Averaged 14.9 points and 5.9 assists in seven games vs. Cleveland in the Eastern Conference Semifinals ... Averaged 22.2 points, 6.6 assists and 3.4 rebounds in five first round games vs. Milwaukee ... **2005:** Guided the Pistons to their second-straight appearance in the NBA Finals, averaging 18.7 points, 6.5 assists and 4.3 rebounds in 25 playoff games (all starts) ... Averaged 20.4 points, 6.3 assists and 5.0 rebounds in seven games during the NBA Finals loss to San Antonio ... Poured in 34 points (10-11 FT), seven assists and five rebounds in Game 5 ... Averaged 16.9 points and 5.9 assists in seven games vs. Miami during the Eastern Conference Finals ... Averaged 18.7 points and 7.2 assists in six games during the Eastern Conference Semifinals vs. the Pacers ... Averaged 18.8 points, 6.8 assists and 5.6 rebounds in five first round games vs. Philadelphia ... **2004:** Led the Pistons to their third NBA Championship while earning NBA Finals Most Valuable Player honors for averaging 21.0 points, 3.2 rebounds, 5.2 assists and 1.20 steals in 38.4 minutes vs. the Los Angeles Lakers ... Averaged 16.4 points, 3.0 rebounds, 5.9 assists and 1.35 steals in 38.3 minutes in 23 playoff games (all starts) ... Averaged 12.7 points and 5.7 assists in six games during the Eastern Conference Finals vs. Indiana ... Recorded two double-doubles and averaged 15.1 points, 5.7 assists and 3.6 rebounds in seven games vs. the Nets during the Eastern Conference Semifinals ... Averaged 18.2 points and 7.2 assists in five first round games vs. Milwaukee ... **2003:** Helped the Pistons to the Eastern Conference Finals, averaging 18.0 points, 4.7 assists and 3.4 rebounds in 14 playoff games (all starts) ... Averaged 9.8 points and 6.0 assists in four games vs. New Jersey during the

Eastern Conference Finals ... Averaged 18.3 points and 4.0 assists in three games during the Eastern Conference Semifinals vs. the 76ers ... Averaged 22.6 points, 4.3 assists and 4.0 rebounds in seven first round games vs. Orlando ... Scored 37 points (11-19 FG, 12-12 FT) to go along with five assists in Game 7 ... Poured in a playoff career-high 40 points (11-23 FG, 7-14 3FG, 11-12 FT) in 45 minutes in Game 6 ... **2002 (Minnesota):** Averaged 22.0 points, 5.7 assists and 5.0 rebounds in three first round games (all starts) while being swept 3-0 by Dallas ... **2001 (Minnesota):** Appeared in three of the four first-round games against the Spurs, averaging 1.0 points and 0.7 assists in 8.7 minutes.

CAREER TRANSACTIONS

Selected after sophomore year by Boston in first round (#3 overall) of 1997 NBA Draft ... Traded by Boston along with Dee Brown, John Thomas and Roy Rogers to Toronto in exchange for Kenny Anderson, Zan Tabak and Popeye Jones (2/18/98) ... Traded by Toronto along with draft rights to Tyson Wheeler to Denver in three-way deal in which Toronto received 1999 first-round draft choice from Denver and draft rights to Zeljko Rebraca, Michael Williams and 1999 or 2000 first-round draft choice from Minnesota and the Timberwolves received Dean Garrett and Bobby Jackson from Nuggets (1/21/99) ... Traded by Nuggets along with Ron Mercer, Johnny Taylor and draft considerations to Orlando for Chris Gatling, Tariq Abdul-Wahad, a future first-round draft pick and cash considerations (2/1/00) ... Signed as free agent by Minnesota (8/8/00) ... Signed as a free agent by Detroit (7/17/02) ... Re-signed by Detroit (7/11/07) ... Traded by Detroit to Denver along with F Antonio McDyess and C Cheikh Samb in exchange for Allen Iverson (11/3/08).

COLLEGE

Played two seasons at the University of Colorado (1995-97) ... Averaged 18.5 points, 5.6 rebounds and 5.1 assists in 55 games with the Buffaloes ... Named Second Team All-America by The Associated Press in 1996-97 ... Also earned First Team All-Big 12 honors and led Colorado to its first NCAA Tournament berth in 28

years ... During sophomore season started 29 games, leading the Buffaloes in scoring (19.1), assists (4.9), three-pointers made (75) and free throw percentage (.854, 20th in NCAA) ... Named the Big Eight's Co-Freshman of the Year after becoming the only player in the league to rank in the top-10 in eight statistical categories ... Recorded the first triple-double in school history with 24 points, 11 rebounds and 11 assists vs. George Mason on 12/2/95.

PERSONAL

He and his wife, Piper, have three daughters: Cydney, Ciara and Cenaiya ... Nicknamed "Smooth" and "Mr. Big Shot" ... Launched the Chauncey Billups Foundation in October 2009 alongside Piper, who simultaneously launched the Spread Her Wings Foundation ... Created the Chauncey Billups Elite Basketball Academy in 2010 to identify and develop young talent in Colorado ... In February 2006 announced his involvement in the Porter/Billups Leadership Academy with Regis University in Denver ... He pledged \$100,000 to the program which helps selected youngsters with life/educational goals and provides help with college tuition to attend Regis ... Also made a substantial contribution to the University of Colorado ... Continued his four-year affiliation with The Children's Center, a charity that has helped enrich the lives of Detroit area youth since 1929, serving as the celebrity host of 24th Annual Celebrity Golf Classic ... Teamed with Antonio McDyess to distribute food to underprivileged families during the Thanksgiving holiday in 2007 ... Assisted NBA Commissioner David Stern and other Detroit city dignitaries in the unveiling of the Pistons' sixth Reading and Learning Center at Grant Middle School (Detroit) during the 2005 NBA Finals ... Attended George Washington High School in Denver and captured two Colorado state high school titles ... Named a McDonald's High School All-American in 1995 and played in the 1995 U.S. Olympic Festival in Denver, capturing a gold medal ... Avid follower of the Denver Broncos.



CHAUNCEY BILLUPS -



CAREER STATISTICS

NBA REGULAR SEASON

YEAR/TEAM	GP	-Field Goals-			-Free Throws-			-Rebounds-				-Averages-									
		MIN	FGM	FGA	PCT	FTM	FTA	PCT	OFF	DEF	TOT	AST	PF	DQ	STL	TO	BS	PTS	RPG	APG	PPG
97-98 \ BOS-TOR	80	2216	280	749	.374	226	266	.850	62	128	190	314	172	2	107	174	4	893	2.4	3.9	11.2
98-99 \ DEN	45	1488	191	495	.386	157	172	.913	24	72	96	173	115	0	58	98	14	624	2.1	3.8	13.9
99-00 \ DEN-ORL	13	305	34	101	.337	37	44	.841	8	26	34	39	27	0	10	24	2	112	2.6	3.0	8.6
00-01 \ MIN	77	305	248	587	.422	144	171	.828	32	126	158	260	178	2	51	111	11	713	2.1	3.4	9.3
01-02 \ MIN	82	2355	348	823	.423	207	234	.885	35	191	226	450	169	1	66	138	17	1027	2.8	5.5	12.5
02-03 \ DET	74	2327	366	870	.421	318	362	.878	38	235	273	287	136	0	63	134	15	1199	3.7	3.9	16.2
03-04 \ DET	78	2758	392	996	.394	404	460	.878	35	241	276	446	177	2	84	189	8	1318	3.5	5.7	16.9
04-05 \ DET	80	2866	404	913	.442	343	382	.898	48	223	271	464	194	1	81	180	9	1316	3.4	5.8	16.5
05-06 \ DET	81	2925	423	1012	.418	465	520	.894	41	211	252	699	160	2	71	170	8	1495	3.1	8.6	18.5
06-07 \ DET	70	2533	348	815	.427	386	437	.883	23	214	237	502	161	0	84	140	17	1191	3.4	7.2	17.0
07-08 \ DET	78	2522	393	877	.448	401	437	.918	42	170	212	529	130	0	101	160	17	1324	2.7	6.8	17.0
08-09 \ DET-DEN	79	2788	410	980	.418	418	458	.913	32	207	239	506	161	0	93	177	18	1400	3.0	6.4	17.7
09-10 \ DEN	73	2490	402	962	.418	466	512	.910	25	203	228	409	153	1	82	177	9	1427	3.1	5.6	19.5
TOTALS	910	29364	4239	10180	.416	3972	4455	.892	445	2247	2692	5078	1933	11	951	1872	149	14039	3.0	5.6	15.4

DEN TOTALS 208 7002 1030 2517 409 1069 1176 909 88 499 587 1112 453 1 240 472 42 3538 2.8 5.3 17.0

Three-Point Field Goals: '97-98, 107-325 (.329); '98-99, 85-235 (.362); '99-00, 7-41 (.171); '00-01, 73-194 (.376); '01-02, 124-315 (.394); '02-03, 149-380 (.392); '03-04, 130-335 (.388); '04-05, 165-387 (.426); '05-06, 184-425 (.433); '06-07, 109-316 (.345); '07-08, 137-342 (.401); '08-09, 162-397 (.408); '09-10, 157-407 (.386) **Totals:** 1589-4099 (.388).

Three-Point Field Goals with Denver: '98-99, 85-235 (.362); '99-00, 7-41 (.171); '08-09, 160-390 (.410); '09-10, 157-407 (.386) **Totals:** 409-1073 (.381).

NBA PLAYOFFS

YEAR/TEAM	GP	-Field Goals-			-Free Throws-			-Rebounds-				-Averages-									
		MIN	FGM	FGA	PCT	FTM	FTA	PCT	OFF	DEF	TOT	AST	PF	DQ	STL	TO	BS	PTS	RPG	APG	PPG
2001 \ MIN	3	26	1	6	.167	1	1	1.000	1	4	5	2	5	0	0	1	0	3	1.7	0.7	1.0
2002 \ MIN	3	134	23	51	.451	14	20	.700	1	14	15	17	14	1	3	9	1	66	5.0	5.7	22.0
2003 \ DET	14	485	71	190	.374	84	90	.933	4	43	47	66	38	0	9	34	2	252	3.4	4.7	18.0
2004 \ DET	23	881	110	286	.385	121	136	.890	14	56	70	136	57	1	31	60	2	378	3.0	5.9	16.4
2005 \ DET	25	985	145	339	.428	133	149	.893	23	85	108	162	71	1	25	49	5	467	4.3	6.5	18.7
2006 \ DET	18	705	93	229	.406	105	116	.905	7	54	61	117	43	1	22	43	2	323	3.4	6.5	17.9
2007 \ DET	16	649	84	193	.435	94	113	.832	7	46	53	91	39	1	19	46	2	297	3.3	5.7	18.6
2008 \ DET	15	480	69	172	.401	79	95	.832	6	38	44	83	32	0	12	20	1	241	2.9	5.4	16.1
2009 \ DEN	16	619	90	197	.457	44	94	.468	5	56	61	109	38	0	20	31	4	330	3.8	6.8	20.6
2010 \ DEN	6	207	37	83	.446	37	42	.881	1	13	14	38	24	1	6	18	3	122	2.3	6.3	20.3
TOTALS	139	5171	723	1746	.414	712	856	.832	69	409	478	821	361	6	147	311	22	2479	3.4	5.9	17.8

Three-Point Field Goals: 2001, 0-1 (.000); 2002, 6-15 (.400); 2003, 26-84 (.310); 2004, 37-107 (.346); 2005, 44-126 (.349); 2006, 32-94 (.340); 2007, 35-90 (.389); 2008, 24-64 (.375); 2009, 44-94 (.468); 2010, 11-31 (.355) **Totals:** 259-706 (.367).

NBA FINALS

YEAR/TEAM	GP	-Field Goals-			-Free Throws-			-Rebounds-				-Averages-									
		MIN	FGM	FGA	PCT	FTM	FTA	PCT	OFF	DEF	TOT	AST	PF	DQ	STL	TO	BS	PTS	RPG	APG	PPG
2004 \ DET	5	192	26	57	.509	39	42	.929	3	13	16	26	8	0	6	13	0	105	3.2	5.2	21.0
2005 \ DET	7	281	46	106	.434	40	44	.909	9	26	35	44	20	0	7	9	1	143	5.0	6.3	20.4
TOTALS	12	473	72	163	.442	79	86	.919	12	39	51	70	28	0	13	22	1	248	4.3	5.8	20.7

Three-Point Field Goals: 2004, 8-17 (.471); 2005, 11-37 (.297) **Totals:** 19-54 (.352).

NBA ALL-STAR GAMES

YEAR/TEAM	GP	-Field Goals-			-Free Throws-			-Rebounds-				-Averages-									
		MIN	FGM	FGA	PCT	FTM	FTA	PCT	OFF	DEF	TOT	AST	PF	DQ	STL	TO	BS	PTS	RPG	APG	PPG
2006 \ DET	1	16	6	10	.600	1	1	1.000	0	4	4	7	1	0	0	2	0	15	4.0	7.0	15.0
2007 \ DET	1	16	3	8	.375	2	2	1.000	1	3	4	6	0	0	0	0	0	8	4.0	6.0	8.0
2008 \ DET	1	18	3	10	.300	0	1	.000	1	0	1	4	1	0	0	1	0	6	1.0	4.0	6.0
2009 \ DEN	1	19	2	5	.400	0	0	---	0	2	2	3	2	0	0	3	0	5	2.0	3.0	5.0
2010 \ DEN	1	26	6	11	.546	0	0	---	0	0	0	5	1	0	1	2	0	17	0.0	5.0	17.0
TOTALS	5	95	20	44	.455	3	4	.750	2	9	11	25	5	0	1	8	0	51	2.2	5.0	10.2

Three-Point Field Goals: 2006, 2-5 (.400); 2007, 0-3 (.000); 2008, 0-6 (.000); 2009, 1-3 (.333); 2010, 5-8 (.625) **Totals:** 8-25 (.320).

SEE PAGE 17 FOR CAREER-HIGH INFORMATION.

25

ANTHONY CARTER



POSITION: GUARD

HEIGHT/WEIGHT: 6'2"/195

DATE OF BIRTH: 6/16/75 (ATLANTA, GA)

COLLEGE: UNIVERSITY OF HAWAII

PRO EXPERIENCE: 11 YEARS

2009-10

PPG: 3.3	APG: 3.0	RPG: 1.6	MPG: 15.9
10+PTS: 1	10+ASTS: 1		

Appeared in 54 games (seven starts), averaging 3.3 points, 3.0 assists, 1.6 rebounds and 0.72 steals in 15.9 mpg ... Had one double-figure scoring game and one double-figure assist game ... Recorded six points, seven assists and three rebounds at Memphis on 3/13 ... Scored a season-high 12 points (6-9 FG) to go along with seven assists, three rebounds and two steals vs. Indiana on 3/5 ... Posted a season-high 12 assists, four points and three rebounds vs. Oklahoma City on 3/3 ... Pulled down a season-high-tying five rebounds (3rd time) at Sacramento on 1/9 ... Notched eight points (2-3 3FG), seven assists, a season-high four steals and three rebounds in a season-high 34 minutes at Memphis on 12/20 ... Missed two games (11/13-11/17) due to a left hip strain (inactive twice) ... DNP-CD 26 times.

CAREER

NBA: Has scored in double figures 90 times and has dished out at least 10 assists 33 times ... Has 10 career double-doubles ... **2008-09 (Denver):** Saw action in 78 games, starting five times ... Averaged 5.3 points, 4.7 assists, 2.6 rebounds and 1.23 steals in 22.9 minutes ... Scored in double figures 12 times, including one game of 20 points ... Had six double-digit assist efforts — all but one of which came in a reserve role ... Led the Nuggets in assists in 21 games and in scoring once ... One of the most efficient players in the NBA, he ranked ninth in both assists per 48 minutes (9.8) and steals per 48 minutes (2.58) ... Tied for 25th in steals per game and tied for 30th in assists per game ... Had the highest assist average for any player in the NBA averaging fewer than 27.0 minutes ... Registered a season-high 13 assists vs. Golden State on 3/28 ... Corralled a career-high nine rebounds at Minnesota on 11/29 ... Tallied 11 assists and a season-high five steals at Golden State on 11/5 ... Scored a season-high 20 points (8-9 FG) vs. L.A. Lakers on 11/1 ... Missed four games due to a left hip strain ... **2007-08 (Denver):** Appeared in 70 games, averaging career-highs in nearly every statistical category: points (7.8), assists (5.5), rebounds (2.9), steals (1.54), blocks (0.40), minutes (28.0), FG percentage (.458), 3FG percentage (.349) and FT percentage (.753) ... Logged a career-high 1,960 minutes ... Ranked 18th in the NBA in assists, 14th in steals and 12th in assist-to-turnover ratio (3.13-to-1) ... Started the last 67 games ... Recorded four double-doubles ... Dished out 14 assists without scoring a single point at L.A. Lakers on 1/21, becoming

the first NBA player to tally at least 14 assists while going scoreless in nearly 15 years ... Made the game-winning 15-foot jumper with 0.8 seconds remaining in double-overtime vs. Houston on 12/20 ... Missed the first 12 games of the season due to a 3rd metacarpal fracture in his right hand ... **2006-07 (Italy then Denver):** Signed with the Nuggets for the remainder of the season on 4/13 ... Averaged 3.0 points, 5.5 assists and 1.5 rebounds in two games ... Was inactive for two games (4/13-4/14) ... Averaged 4.0 points and 1.8 assists in four games with the Nuggets during the preseason before being waived on 10/20 ... Played for Legea Scafati Basket in the Italian League ... **2005-06 (Minnesota):** Appeared in 45 games, averaging 3.3 points and 2.2 assists ... Missed the season's final eight contests due to a sore right foot, and also drew 29 DNP-CDs ... Scored 10+ points six times ... **2004-05 (Minnesota):** Played in 66 games with Minnesota ... Scored in double figures five times ... Led Minnesota in assists on nine occasions ... **2003-04 (San Antonio):** Averaged 4.4 points, 2.4 assists and 2.2 rebounds in five games for the Spurs before having his contract bought out on 12/5 ... **2002-03 (Miami):** Appeared in 49 games (26 starts) for Miami, averaging 4.1 points, 4.1 assists and 1.7 rebounds while playing 18.6 minutes ... Led the team in assists ... **2001-02 (Miami):** Appeared in 46 games (18 starts) ... Averaged 4.3 points, 4.7 assists, 2.5 rebounds and 1.09 steals while playing 22.8 minutes ... As a starter, averaged 6.3 points, 7.1 assists, 3.4 rebounds and 1.28 steals ... **2000-01 (Miami):** Averaged 6.4 points, 3.7 assists, 2.5 rebounds and 1.01 steals while playing 22.6 minutes in 72 games (six starts) ... Scored in double-figures 16 times ... **1999-00 (Miami):** Appeared in 79 games as a rookie (30 starts), averaging 6.3 points, 4.8 assists, 2.5 rebounds and 1.18 steals while logging 23.5 minutes ... Led the team in assists 27 times.

PLAYOFFS

2010 (Denver): Appeared in one game of Denver's first-round playoff series against Utah, recording three assists in seven minutes of Game 3 ... DNP-CD in the other five games ... **2009 (Denver):** Appeared in all 16 games during the Nuggets run to the Western Conference Finals (WCF), averaging 2.8 points, 2.1 assists and 2.0 rebounds in 14.3 minutes ... Pitched in seven points (3-4 FG) in Game 5 of the WCF at L.A. Lakers on 5/27 ... Registered 12 points (6-8 FG), four assists, three rebounds and two steals in 22 minutes during Game 1 of the West Semifinals vs. Dallas on 5/3 ... **2008 (Denver):** Played in all four games, starting once ... Averaged 2.0 points, 3.5 assists and 2.5 rebounds in 15.3 minutes ... **2007 (Denver):** Appeared in one game vs. San Antonio, scoring eight points and dishing out two assists in 14 minutes ... **2001 (Miami):** Averaged 6.0 points and 3.7 assists in three games for the Heat ... **2000 (Miami):** Averaged 7.7 points, 5.6 assists and 4.0 rebounds in 10 contests.

ANTHONY CARTER



ANTHONY CARTER -

CAREER TRANSACTIONS

Not drafted by an NBA franchise ... Signed as a free agent by Miami (8/6/99) ... Signed as a free agent by San Antonio (7/30/03) ... Signed as a free agent by Minnesota (10/4/04) ... Signed as a free agent by Denver (10/2/06) ... Waived by Denver (10/25/06) ... Signed with Denver for the remainder of the season (4/13/07) ... Waived by Denver (8/29/07) ... Re-signed with Denver as a free agent (8/31/07) ... Re-signed with Denver as a free agent (7/9/08) ... Re-signed with Denver as a free agent (8/14/09) ... Re-signed with Denver as a free agent (7/15/10).

COLLEGE

Averaged 18.4 points, 7.0 assists and 4.5 rebounds in two seasons at the University of Hawaii after playing his first two seasons at Saddleback Community College in California ... **1997-98:** Averaged 18.2 points, 7.3 assists and 5.2 rebounds ... Named Honorable Mention All-America by the Associated Press ... **1996-97:** Averaged 18.7 points, 6.6 assists and 3.7 rebounds ... Named to the WAC All-Newcomer and All-Defensive teams.

PERSONAL

Has two sons, Joshua and Devin ... Married the former Cassie Burns, 8/12/05 in Hawaii ... Through the "Digging For Hope, Water For Life" project, he and his wife raised more than \$25,000 to build two wells to provide clean water for a village in the Democratic Republic of Congo ... Enjoys restoring vintage cars ... Donated \$100,000 to the University of Hawaii in February of 2002 to create the Anthony Carter Men's Basketball Scholarship Fund ... National spokesperson for the "I Have a Dream" organization, which serves disadvantaged youths ... Has donated \$26,000 to "IHAD" the last two seasons after meeting certain statistical benchmarks for points, assists and steals ... Was honored with the Nuggets' 2008 Chopper Travaglini Award for outstanding community service ... In the future, sees himself coaching youth basketball.

CAREER STATISTICS

NBA REGULAR SEASON

YEAR/TEAM	-Field Goals-					-Free Throws-			-Rebounds-					-Averages-							
	GP	MIN	FGM	FGA	PCT	FTM	FTA	PCT	OFF	DEF	TOT	AST	PF	DQ	STL	TO	BS	PTS	RPG	APG	PPG
99-00 \ MIA	79	1859	201	509	395	93	124	750	48	151	199	378	167	0	93	173	5	498	2.5	4.8	6.3
00-01 \ MIA	72	1630	195	490	406	65	103	631	46	134	180	268	154	1	73	119	10	461	2.5	3.7	6.4
01-02 \ MIA	46	1050	89	260	342	19	36	528	19	98	117	214	85	2	50	72	3	198	2.5	4.7	4.3
02-03 \ MIA	49	912	83	233	356	33	50	660	12	71	83	203	70	0	45	81	5	199	1.7	4.1	4.1
03-04 \ SAS	5	87	11	37	297	0	0	---	2	9	11	12	9	0	4	12	0	22	2.2	2.4	4.4
04-05 \ MIN	66	742	72	177	407	35	51	686	12	57	69	161	88	2	35	62	18	181	1.0	2.4	2.7
05-06 \ MIN	45	589	53	137	387	40	55	727	9	53	62	101	71	0	24	40	9	150	1.4	2.2	3.3
06-07 \ DEN	2	37	3	8	375	---	---	---	0	3	3	11	4	0	0	6	1	6	1.5	5.5	3.0
07-08 \ DEN	70	1960	218	476	458	64	85	753	27	173	200	388	172	2	108	124	28	545	2.9	5.5	7.8
08-09 \ DEN	78	1787	167	386	433	57	78	731	40	165	205	364	142	0	96	155	13	412	2.6	4.7	5.3
09-10 \ DEN	54	859	76	181	420	11	13	846	17	72	89	160	72	0	39	58	13	180	1.6	3.0	3.3
TOTALS	566	11512	1168	2884	405	417	595	701	232	986	1218	2260	1034	7	566	902	105	2852	2.2	4.0	5.0

DEN TOTALS 204 4643 464 1051 441 132 176 750 84 413 497 923 390 2 243 343 55 1143 2.4 4.5 5.6
Three-Point Field Goals: '99-00, 3-23 (.130); '00-01, 6-40 (.150); '01-02, 1-19 (.053); '02-03, 0-8 (.000); '03-04, 0-3 (.000); '04-05, 2-17 (.118); '05-06, 4-15 (.267); '06-07, 0-2; '07-08, 45-129 (.349); '08-09, 21-88 (.239); '09-10, 17-63 (.270). **Totals:** 99-407 (.243).
Three-Point Field Goals with Denver: '06-07, 0-2; '07-08, 45-129 (.349); '08-09, 21-88 (.239); '09-10, 17-63 (.270). **Totals:** 83-282 (.294).

NBA PLAYOFFS


YEAR/TEAM	-Field Goals-					-Free Throws-			-Rebounds-					-Averages-							
	GP	MIN	FGM	FGA	PCT	FTM	FTA	PCT	OFF	DEF	TOT	AST	PF	DQ	STL	TO	BS	PTS	RPG	APG	PPG
2000 \ MIA	10	275	32	77	416	12	16	750	8	32	40	56	22	0	12	23	2	77	4.0	5.6	7.7
2001 \ MIA	3	69	9	19	474	0	0	---	0	6	6	11	9	0	2	10	1	18	2.0	3.7	6.0
2007 \ DEN	1	14	4	4	1,000	0	1,000	0	1	1	2	2	0	0	1	0	8	1.0	2.0	8.0	
2008 \ DEN	4	61	4	14	286	0	0	---	2	8	10	14	6	0	1	3	1	8	2.5	3.5	2.0
2009 \ DEN	16	228	20	49	408	2	4	500	11	21	32	34	27	0	15	11	1	44	2.0	2.1	2.8
2010 \ DEN	1	7	0	3	1,000	0	0	---	0	0	0	3	0	0	0	0	0	0.0	3.0	0.0	
TOTALS	35	654	69	163	423	14	21	667	21	68	89	120	66	0	30	48	5	159	2.5	3.4	4.5

DEN TOTALS 22 310 28 67 418 2 5 400 13 30 43 53 35 0 16 15 2 60 2.0 2.4 2.7
Three-Point Field Goals: 2000, 1-6 (.167); 2001, 0-1 (.000); 2007, 0-0; 2008, 0-5 (.000); 2009, 2-12 (.167); 2010, 0-10 (.000). **Totals:** 3-24 (.125).
Three-Point Field Goals with Denver: 2007, 0-0; 2008, 0-5 (.000); 2009, 2-12 (.167). **Totals:** 2-17 (.118).

SEE PAGE 17 FOR CAREER-HIGH INFORMATION.

7

AL HARRINGTON



POSITION: FORWARD

HEIGHT/WEIGHT: 6'9"/245

DATE OF BIRTH: 2/17/80 (ORANGE, NJ)

HIGH SCHOOL: ST. PATRICK HS (NJ)

PRO EXPERIENCE: 12 YEARS

2009-10

PPG: 17.7 RPG: 5.6 APG: 1.5 MPG: 30.5
 10+PTS: 60 20+PTS: 26 30+PTS: 6 40+PTS: 2
 10+REBS: 6 10/10: 6

Over 72 games (15 starts), averaged 17.7 points (second best on team), 5.6 rebounds, 1.5 assists and shot .435 FG in 30.5 minutes per game for the New York Knicks ... His scoring average was the third-best of 12-year career ... Ranked 32nd in the NBA in overall scoring, not to mention second in the league in bench scoring (17.6) behind Atlanta's Jamal Crawford (18.0) ... Ranked third in NBA in minutes (29.3) and eighth in rebounding (5.4) among players who came off the bench in 50+ games ... Recorded his fourth straight season with 100+ 3FG makes, while his 140 makes were the third-best of his career ... Appeared in 70+ games for fifth straight season and seventh time in last eight years ... Led Knicks in scoring 21 times, rebounds eight times, assists twice ... Had 26 games scoring 20+ points, six games with 30+ points and two games with 40+ points ... Had six double-doubles and five 20/10 games ... Played in 800th career game on 4/4 at L.A. Clippers ... Pulled down a season-best 17 rebounds on 3/29 at Utah ... Dished out a season-high six assists on 3/5 at Toronto ... Drilled six three-pointers against Memphis on 2/27 and Detroit on 3/3 ... Registered back-to-back 30-point games off the bench in late February, scoring 37 points at Washington on 2/26 and 31 points vs. Memphis on 2/27 ... Scored 26 points to go along with 14 rebounds vs. New Jersey on 12/6 ... Finished with 27 points (11-17 FG), including 25 in first half alone at Atlanta on 12/4 ... Notched his second 40-point performance of the season as a reserve at Denver on 11/27, posting 41 points and 10 rebounds in 38 minutes ... Recorded 30 points (5-10 3FG) and nine rebounds off the bench vs. Boston on 11/22 ... Posted 23 points and 12 rebounds vs. Atlanta on 11/11 ... Blocked his 200th career shot on 11/4 vs. Indiana ... Registered a career-high 42 points on 10/31 vs. Philadelphia, establishing a Knicks franchise record for points off the bench (since stat first charted in 1964-65) ... Missed a total of 10 games due to injury (two with a sore left calf, two with a sore left knee, one with a sore left ankle, five after undergoing season-ending arthroscopic right shoulder surgery on 4/8).

CAREER

NBA: Has played for five teams during his career — Indiana (two stints), Atlanta, Golden State, New York and Denver ... Logged more than a

decade of NBA tenure prior to his 30th birthday in Feb. 2010 ... Owns career averages of 13.8 points, 5.8 rebounds and .449 FG shooting in 29.9 minutes per game over 728 career games (426 starts) ... Named Eastern Conference Player of the Week once (12/15/08) ... Has scored 10+ points 552 times, 20+ 195 times, 30+ 27 times and 40+ three times during his career ... Has grabbed 10+ rebounds in 101 games and owns 93 double-doubles during his career ... **2008-09 (Golden State then New York):** Over 73 games overall (56 starts) — 68 contests for Knicks, five for Warriors — averaged career-high 20.1 points (20th in NBA), 6.2 rebounds and shot .439 (532-1,212) FT over 34.9 minutes per game ... Shot .364 (171-470) 3FG, while his 171 makes set a new career-best ... Shot .793 (234-295) FT, the second-best percentage of career ... Scored a career-high 1,469 total points ... Had eight 30-plus scoring games (all with NY) and 10 double-doubles (nine with NY) ... Ranked 20th in NBA in scoring (20.1), seventh in three-pointers made (171) and 27th in steals per game (1.21) ... Improved his scoring average by 6.5 points (13.6 to 20.1) over the prior season for third-best jump among all NBA players in 2008-09 ... Led the Knicks in scoring 27 times, rebounds five times, assists twice ... Scored his 10,000th career point on 4/12 at Miami ... Named Eastern Conference Player of the Week on 12/15, after averaging 33.3 points and 8.3 rebounds in three games (2-1) ... Registered a season-high 39 points (15-16 FT) and a season-high 13 rebounds in a season-high 46 minutes, while setting career-highs for both FT makes and attempts at New Jersey on 12/10 ... Missed just one game due to injury with New York (3/20 due to a sore left Achilles) and six games with Golden State (low back strain) ... **2007-08 (Golden State):** Averaged 13.6 points and 5.4 rebounds over 27.0 minutes in 81 games (59 starts) in lone full season with Golden State ... Shot 153-408 (.375) 3FG, while his 153 3FG makes represented the fifth-highest single-season mark in Warriors history ... Had 16 20+ scoring games and one 30+ game (season-high 38 points at Utah on 11/3) ... Had six double-doubles (season-best 14 rebounds vs. Rockets on 3/21) ... Led Warriors in scoring six times, rebounds seven times ... Missed one game for personal reasons (11/21 at Boston) ... **2006-07 (Indiana then Golden State):** Split season between Pacers and Warriors, playing key role in Golden State's memorable late-season and Playoff runs ... Over a combined 78 games (all starts), averaged 16.5 points, 6.4 rebounds and .457 shooting over 32.8 minutes ... Shot 127-293 (.433) 3FG for his first career 100+ 3FG makes season, finishing eighth in NBA in three-point shooting, (.433) ... Played in 36 games for Indiana, 42 for Warriors ... Hauled in a career-high 18 rebounds vs. Milwaukee on 11/21 ... Averaged 17.0 points as a Warrior, second on team to Baron Davis (20.1) ... Had three 30+ scoring games and seven double-doubles (five with Warriors) ... Nailed a career-high seven 3FG makes (7-10) on 3/20 at Utah, finishing with 27 points ... **2005-06 (Atlanta):** Second on Hawks in both scoring and rebounding, averaging 18.6 points (30th in NBA) and 6.9 rebounds over 36.6 minutes in 76 games (all starts) ... Recorded career highs in total minutes

AL HARRINGTON -

(2,782) and total rebounds (523) ... Had 32 20+ scoring games, four 30+ games and 16 double-doubles ... Led Hawks in scoring 32 times, rebounds 16 times ... Season-highs 35 points (twice), 12 rebounds (twice) ... Shot 6-6 3FG route to 35 points vs. New York on 12/16 ... Missed six games due to injuries (ankle, pectoral, hand) ... **2004-05 (Atlanta):** In his first season in Atlanta, became a full-fledged starter and notched team-highs 17.5 points, 7.0 rebounds (career-high), 1.29 steals over 38.6 minutes (12th in NBA) in 66 games (all starts) ... Had 23 20+ scoring games, three 30+ games, and 12 double-doubles ... Led Hawks in scoring 21 times, rebounds 15 times ... Season-highs 37 points on 3/14 vs. Detroit, 17 rebounds on 1/22 vs. Boston ... Had career-high-tying nine assists three times ... Missed a total of 16 games due to injury, 15 (including season's last nine games) with right knee tendinitis ... **2003-04 (Indiana):** In the final season of his first stint in Indiana, was runner-up to Dallas' Antawn Jamison in balloting for NBA's 2004 Sixth Man of the Year award ... Over 79 games (15 starts, Pacers 12-3), averaged 13.3 points and 6.4 rebounds with .463 shooting over 30.9 minutes ... Third on Pacers in both scoring and rebounding ... Had 10 20+ scoring games and 12 double-doubles (11 as a reserve, second in NBA to Drew Gooden's 13 with Orlando) ... Season-highs 27 points vs. L.A. Lakers on 2/2, 14 rebounds vs. Seattle on 12/5 ... Led Pacers in scoring eight times, rebounds 14 times ... **2002-03 (Pacers):** After suffering season-ending knee injury the year before, rebounded to play in all 82 games for first and only time of career (only Pacer to play in all 82) ... Over 82 contests (37 starts, Pacers 25-12), averaged 12.2 points and 6.2 rebounds over 30.1 minutes ... Had 13 20+ scoring games, two 30+ games and led Pacers in scoring nine times ... Had 10 double-doubles and led Pacers in rebounds 11 times ... Scored a season-high 40 points on 12/23 vs. Atlanta (15-25 FG, 2-2 3FG, 8-9 FT) ... Scored 33 points off the bench in 2OT loss at Washington on 1/4 ... Season-high 14 rebounds at Boston on 1/17 ... **2001-02 (Indiana):** Established himself as one of game's top sixth men prior to suffering season-ending knee injury in January ... Over 44 games (one start), recorded 13.1 points, 6.3 rebounds and .475 shooting over 29.8 minutes ... Had six 20+ scoring games, with season-high 26 at Milwaukee on 12/15 ... Led Pacers in scoring five times, rebounds six times, and had five double-doubles ... Made only start of season on 11/13 vs. New Jersey, recording 16 points and 14 rebounds ... Season-high 16 rebounds vs. New Jersey on 12/29 ... Collected a career-high seven steals on 12/31 vs. Miami ... Season came to abrupt end when he suffered torn right anterior cruciate ligament on 1/23 at Boston ... Underwent knee surgery on 1/25 ... **2000-01 (Indiana):** Saw first extended playing time of pro career, playing in 78 games (38 starts) with 7.5 points and 4.9 rebounds over 24.3 minutes ... Had eight double-doubles ... Led Pacers in scoring five times, rebounds 11 times ... Season-high 22 points in career-high 54 minutes in 3OT loss at Houston on 3/13 ... Season-best 16 rebounds vs. Kings on 3/18 ... Missed three games in November with sprained right ankle, one in February with sprained left foot ... **1999-2000 (Indiana):** In 50 games off the bench, averaged 6.6 points and 3.2 rebounds over 17.1 minutes ... Season-high 19 points vs. Orlando on 11/11 ... Season-best eight rebounds, three times ... Hampered by back problems in season's second half, with three stints on Injured List ... Missed eight games in February with sprained lower back, 10 games in March with bruised gastric muscle, then sat out regular season's final eight contests with sore back ... Underwent lower back surgery in summer 2000 ... **1998-99 (Indiana):** At age 18, was NBA's youngest player during rookie season with Pacers ... Came off the bench in 21 games with 2.1 points and 1.9 rebounds over 7.6 minutes ... Made pro debut in season opener (2/5 vs. Washington) and became youngest player in Pacers history (18 years, 348 days) ... Scored a season-high eight points twice ... Grabbed a season-high six rebounds at New York on 3/30 ... DNP-CD 29 times.

PLAYOFFS

Has appeared in 36 career playoff games with Indiana (25) and Golden State (11) ... **2007 (Golden State):** Helped key the Warriors' headline-making Playoff run in 2007, averaging 10.2 points and 4.6 rebounds over 23.8 minutes per game in 11 appearances (five starts) against both Dallas

and Utah ... Averaged 17.0 points in Conference Semifinals vs. Jazz, including 14-30 (.467) 3FG shooting ... Scored a postseason career-high 24 points in Game Four vs. Utah on 5/13 ... **2004 (Indiana):** Appeared in all 16 Pacers playoff games (two starts), with 9.5 points and 6.4 rebounds over 26.7 minutes per game against Boston, Miami and Detroit as Indiana drove to the Eastern Conference Finals ... Led Pacers in rebounds four times in the playoffs, including three of four games in first-round sweep of the Celtics ... **2003 (Indiana):** Came off the bench in all six games of the first-round playoff loss to Boston, averaging 3.0 points and 3.7 rebounds over 17.2 minutes per game ... **2002 (Indiana):** After his season came to an abrupt end with a torn right anterior cruciate ligament on 1/23, he was not included on the Pacers' postseason roster for first-round loss to New Jersey ... **2001 (Indiana):** Saw his first career postseason action when he came off the bench in three of the Pacers' four games in first-round loss to Philadelphia, averaging 1.7 points and 1.3 rebounds in 13.3 minutes per game ... **2000 (Indiana):** Was left off the Pacers' playoff roster as Indiana went on to win the 2000 Eastern Conference title and lose to the L.A. Lakers in six games during the 2000 NBA Finals ... **1999 (Indiana):** Left off Pacers' 1999 playoff roster.

CAREER TRANSACTIONS

Selected by the Indiana Pacers out of St. Patrick HS (NJ) with the 25th overall selection in the 1998 NBA Draft ... Traded by Indiana to Atlanta in exchange for Stephen Jackson (7/15/04) ... Traded by Atlanta, along with John Edwards, to Indiana in exchange for a future first-round pick (8/23/06) ... Traded by Indiana, with Stephen Jackson, Sarunas Jasikevicius and Josh Powell, to Golden State in exchange for Ike Diogu, Mike Dunleavy, Keith McLeod and Troy Murphy (1/17/07) ... Traded by Golden State to New York in exchange for Jamal Crawford (11/21/08) ... Signed as free agent by Denver (7/15/10).

PERSONAL

Full name is Albert Harrington ... In three seasons at St. Patrick High School (NJ), tallied 1,307 points and school record 1,104 re-bounds ... Selected to play in the 1998 McDonald's All-American Game ... Played freshman season of high school at Roselle High School (NJ) before transferring ... During the summer of 1997, worked in the office of New Jersey Senator Richard Codey ... In high school, played cowboy Frank Butler in a production of "Annie Get Your Gun" ... Sang a duet with Rosie O'Donnell of the show's signature song "Anything You Can Do" during TV appearance as part of the McDonald's All-American team ... In 2007, launched The Al Harrington Foundation, a 501(c)(3) non-profit organization established to provide educational and life-enriching opportunities for youth affected by poverty, illness, abuse or neglect in Al's native New Jersey ... An active participant in the community at each of his previous four stops in the NBA ... Honored with the NBA Community Assist Award for Mar. 2007 while a member of the Golden State Warriors ... With the Knicks, he attended a special ribbon-cutting ceremony at the newly-refurbished Harlem Dowling Center for Children and Family Services (a partner of the Garden of Dreams Foundation) ... He was also active in Gatorade Knicks Summer Basketball Camps in summer 2009 ... As a Pacer, he was active in the Call-A-Pacer program and conducted summer basketball camps in Indianapolis ... As a Warrior, he took part in team's Thanksgiving Food Distribution event and hosted a Season of Giving party for the Seniors Home Care pro-gram ... He also took part in the "Silence the Violence" rally at Oakland Tech High School, speaking on a panel discussion about violence prevention ... For two years, he held a Feed The Children event in Oakland, providing food and toiletries to over 1,000 families in need ... With Atlanta, he was active in Hawks' Read-To-Achieve program ... Hobbies include reading, acting, bowling, watching movies, billiards, singing and playing video games ... Contributed movie reviews to Pacers.com during Indiana years ... Started the sneaker line, Protégé, as a "give back" brand, with CEO/Chairman Rodney Henry.





AL HARRINGTON -

CAREER STATISTICS

NBA REGULAR SEASON

YEAR/TEAM	-Field Goals-					-Free Throws-			-Rebounds-					-Averages-							
	GP	MIN	FGM	FGA	PCT	FTM	FTA	PCT	OFF	DEF	TOT	AST	PF	DQ	STL	TO	BS	PTS	RPG	APG	PPG
98-99 \ IND	21	160	18	56	.321	9	15	.600	20	19	39	5	26	0	4	11	2	45	1.9	0.2	2.1
99-00 \ IND	50	854	121	264	.458	78	111	.703	47	112	159	38	130	0	25	65	9	328	3.2	0.8	6.6
00-01 \ IND	78	1892	241	543	.444	103	157	.656	119	262	381	130	223	2	63	148	18	586	4.9	1.7	7.5
01-02 \ IND	44	1313	230	484	.475	115	144	.799	96	180	276	54	166	4	41	78	21	576	6.3	1.2	13.1
02-03 \ IND	82	2467	389	896	.434	211	274	.770	159	352	511	125	280	3	71	163	33	1002	6.2	1.5	12.2
03-04 \ IND	79	2441	421	909	.463	185	252	.734	163	345	508	131	250	1	80	163	22	1048	6.4	1.7	13.3
04-05 \ ATL	66	2550	453	986	.459	236	351	.672	145	316	461	208	249	2	85	204	16	1158	7.0	3.2	17.5
05-06 \ ATL	76	2782	551	1220	.452	243	350	.694	132	391	523	238	301	5	85	195	14	1411	6.9	3.1	18.6
06-07 \ IND-GS	78	2563	495	1083	.457	168	242	.694	151	345	469	149	269	2	65	169	24	1285	6.4	1.9	16.5
07-08 \ GS	81	2190	401	923	.434	147	190	.774	107	332	439	132	266	2	74	90	16	1102	5.4	1.6	13.6
08-09 \ GS-NY	73	2546	532	1212	.439	234	295	.793	99	356	455	102	227	0	88	161	22	1469	6.2	1.4	20.1
09-10 \ NY	72	2195	448	1030	.435	240	317	.757	88	317	405	110	209	1	62	132	26	1276	5.6	1.5	17.7

TOTALS 800 23953 4300 9606 .448 1969 2698 730 1326 3327 4653 1422 2596 22 743 1579 223 11286 5.8 1.8 14.1
Three-Point Field Goals: '98-99, 0-5 (.000); '99-00, 8-34 (.235); '00-01, 1-7 (.143); '01-02, 1-3 (.333); '02-03, 13-46 (.283); '03-04, 21-77 (.273); '04-05, 16-74 (.216); '05-06, 66-191 (.346); '06-07, 127-293 (.433); '07-08, 153-408 (.375); '08-09, 171-470 (.364); '09-10, 140-409 (.342). **Totals:** 717-2017 (.355).

NBA PLAYOFFS

YEAR/TEAM	-Field Goals-					-Free Throws-			-Rebounds-					-Averages-							
	GP	MIN	FGM	FGA	PCT	FTM	FTA	PCT	OFF	DEF	TOT	AST	PF	DQ	STL	TO	BS	PTS	RPG	APG	PPG
2001 \ IND	3	40	2	13	.154	1	2	.500	3	1	4	3	8	0	0	1	0	5	1.3	1.0	1.7
2003 \ IND	6	103	7	33	.212	4	6	.667	7	15	22	5	21	0	6	10	3	18	3.7	0.8	3.0
2004 \ IND	16	427	60	140	.429	30	55	.545	33	69	102	12	56	1	23	28	9	152	6.4	0.8	9.5
2007 \ GS	11	262	39	98	.398	19	30	.633	17	34	51	6	40	1	5	10	7	112	4.6	0.5	10.2

TOTALS 36 832 108 284 .380 54 93 581 60 119 179 26 125 2 34 49 19 287 5.0 0.7 8.0
Three-Point Field Goals: 2001, 0-2 (.000); 2003, 0-4 (.000); 2004, 2-5 (.400); 2007, 15-38 (.395). **Totals:** 17-49 (.347).

SEE PAGE 17 FOR CAREER-HIGH INFORMATION.

3

TY LAWSON

POSITION: **GUARD**HEIGHT/WEIGHT: **5'11"/195**DATE OF BIRTH: **11/3/87 (CLINTON, MD)**COLLEGE: **UNIVERSITY OF NORTH CAROLINA**PRO EXPERIENCE: **1 YEAR**

2009-10

PPG: 8.3 **RPG: 1.9** **APG: 3.1** **SPG: 0.74**
MPG: 20.2 **10+PTS: 25** **20+PTS: 5**

Appeared in 65 games (eight starts), averaging 8.3 points, 3.1 assists, 1.9 rebounds and 0.74 steals in 20.2 minutes ... In his eight starts, averaged 17.0 points, 5.9 assists, 2.9 rebounds and 1.13 steals ... Notched 10+ points on 25 occasions, including five games with at least 20 points ... Among rookies, ranked 16th in the NBA in scoring (8.3), eighth in assists (3.1) and fourth in FG percentage (.515) ... He also ranked second among NBA rookies and 29th among all NBA players in assists-to-turnover ratio (2.48-to-1) ... One of only five rookies in the NBA to average 20+ minutes per game for a team with a winning record in 2009-10 ... Registered a career-high 25 points (8-13 FG, 8-11 FT), four rebounds and four assists at Utah on 2/6 ... Notched 21 points (8-12 FG, 3-5 3FG) and eight assists as a starter vs. Golden State on 1/5 ... Finished with 23 points and a career-high-tying nine assists (2nd time) vs. Philadelphia on 1/3 ... Posted 23 points, nine assists and a career-high three steals in a career-high-tying 38 minutes (2nd time) at Utah on 1/2 ... With 23 points on 11/4, he became the first Nuggets rookie to score 20+ points in a regular-season game since Yakhouba Diawara had 23 vs. Philadelphia on 1/2/06 ... His 17 points and six assists on 10/28 were the most points for a Nuggets rookie in his debut since Bobby Jackson vs. San Antonio on 10/31/97 (27) and the most assists since Jalen Rose vs. Minnesota on 11/4/94 (6) ... Missed 10 games (3/1-3/18) due to left shoulder contusion (Inactive twice) and three games (1/8-1/11) due to a left ankle sprain (Inactive twice) ... DNP-CD four times.

PLAYOFFS

Has appeared in six career playoff games, all with Denver ... **2010 (Denver):** Appeared in all six games of Denver's first-round playoff series against Utah, averaging 7.8 points, 2.7 assists and 1.3 rebounds in 19.7 minutes ... Scored 11 points and handed out six assists in his playoff debut in Game 1 ... Registered 10 points and three assists in Game 6.

CAREER TRANSACTIONS

Drafted by the Minnesota Timberwolves in the first round (18th overall) of the 2009 NBA Draft ... Draft rights traded by Minnesota to Denver Nuggets in exchange for a future first-round pick (6/25/09).

COLLEGE

Winner of the 2009 Bob Cousy Award, which honors the nation's top collegiate point guard ... Named to Final Four All-Tournament Team after helping lead UNC to the NCAA championship ... Finished seventh in UNC history with 608 assists ... His 2.78 career assist-to-turnover ratio is the second-best mark in ACC history ... **Junior (2008-09):** ACC Player of the Year and USWBA District Player of the Year ... An All-America First Team selection by the NABC and Second Team by the AP ... Set an ACC single-season record with a 3.49 assist-to-turnover ratio ... Also led the league in assists (6.6) and steals (2.14), finished fourth in field goal percentage (.532) and was Carolina's second-leading scorer (16.6) ... Shot 47.2 percent from three-point range and 79.8 from the free throw line ... Recorded 17 points, eight assists, zero turnovers and career-high seven steals in win over Michigan State ... Had 21 points, nine rebounds and hit the game-winning three at Florida State ... Scored 25 points and dished out five assists in win at Duke ... Named NCAA South Regional Most Outstanding Player ... Averaged 12.0 points, 4.7 rebounds and shot 43.3 percent from three-point range in the NCAA Tournament ... **Sophomore (2007-08):** All-ACC Honorable Mention pick ... NABC All-District First Team ... Averaged 12.7 points and a team-high 5.2 assists (ranked third in the ACC) ... Led the conference in assist-to-turnover ratio (2.36) and ranked sixth in free throw percentage (.835) ... Missed seven games and made only brief appearances in two more due to two separate ankle injuries ... Posted a career-high 26 points at Rutgers ... Registered a double-double of 23 points and 10 assists at Miami (Fla.) ... Notched 21 points, four assists and four steals vs. Mount St. Mary's in NCAA Tournament first round ... Recorded 19 points and seven assists vs. Arkansas in second round ... Tallied 11 points and nine assists vs. Louisville in the Regional Finals on his way to earning All-East Regional Team honors ... **Freshman (2006-07):** Averaged 10.2 points and 5.6 assists (ranked third in the ACC) ... Led the conference in assist-to-turnover ratio (2.57) ... Recorded a season-high 21 points on 8-for-12 shooting at NC State ... Registered 14 points and six assists vs. Tennessee in the third place game of the NIT Season Tip-Off ... Tallied 14 points and eight assists vs. Boston College in ACC Tournament semifinals ... Earned All-ACC Tournament honors ... Scored 20 points and dished out eight assists vs. Michigan State in the second round of the NCAA Tournament.

TY LAWSON -

PERSONAL

Has one sister and one brother ... Majored in exercise and sport science at UNC ... Led Oak Hill Academy to a 42-1 record as a senior (won their first 42 games) ... McDonald's, Parade and USA Today All-America selection as a senior, averaging 23.8 points, 9.1

assists and 5.0 steals in 2006 ... Participated in McDonald's All-Star Game, Jordan Classic and Nike Hoop Summit ... Also played soccer for one year at Oak Hill ... Most Valuable Player at World Juniors Tournament in France in June 2005 ... Attended Bishop McNamara High School (Forestville, Md.) for two years.

CAREER STATISTICS

NBA REGULAR SEASON

		-Field Goals-			-Free Throws-			-Rebounds-			-Averages-										
YEAR/TEAM	GP	MIN	FGM	FGA	PCT	FTM	FTA	PCT	OFF	DEF	TOT	AST	PF	DQ	STL	TO	BS	PTS	RPG	APG	PPG
09-10 \ DEN	65	1316	301	390	.515	106	140	.757	42	82	124	203	89	0	48	82	2	542	1.9	3.1	8.3
TOTALS	65	1316	301	390	.515	106	140	.757	42	82	124	203	89	0	48	82	2	524	1.9	3.1	8.3

Three-Point Field Goals: '09-10, 34-83 (.410).

NBA PLAYOFFS

		-Field Goals-			-Free Throws-			-Rebounds-			-Averages-										
YEAR/TEAM	GP	MIN	FGM	FGA	PCT	FTM	FTA	PCT	OFF	DEF	TOT	AST	PF	DQ	STL	TO	BS	PTS	RPG	APG	PPG
09-10 \ DEN	6	118	15	35	.429	13	19	.684	4	4	8	16	18	0	6	8	0	47	1.3	2.7	7.8
TOTALS	6	118	15	35	.429	13	19	.684	4	4	8	16	18	0	6	8	0	47	1.3	2.7	7.8

Three-Point Field Goals: '09-10, 4-10 (.400).

SEE PAGE 17 FOR CAREER-HIGH INFORMATION.



4

KENYON MARTIN



POSITION: **FORWARD**
 HEIGHT/WEIGHT: **6'9"/240**
 DATE OF BIRTH: **12/30/77 (SAGINAW, MI)**
 COLLEGE: **UNIVERSITY OF CINCINNATI**
 PRO EXPERIENCE: **10 YEARS**

2009-10

PPG: 11.5 **RPG: 9.4** **APG: 1.9** **SPG: 1.24**
BPG: 1.05 **10+PTS: 35** **20+PTS: 5** **10+REBS: 22**
10/10: 23

Played in 58 games (all starts), averaging 11.5 points, 9.4 rebounds, 1.24 steals and 1.05 blocks in 34.2 minutes ... Scored in double figures 35 times, including five games of 20+ ... Grabbed 10+ rebounds 32 times and registered 23 double-doubles ... Ranked 33rd in double-doubles among NBA leaders ... Led the Nuggets in scoring four times, rebounding 32 times and assists once ... His 34.2 minutes per game average is his highest as a Nugget and his highest since the 2003-04 season ... Collected a season-high-tying four steals (2nd time) vs. Memphis on 4/12 ... Posted 18 points and a season-high 17 rebounds at Cleveland on 2/18 ... Tallied 24 points (10-15 FG), 12 rebounds, three assists and two blocks vs. Sacramento on 2/1 ... Scored a season-high-tying 27 points (2nd time) to go along with 11 rebounds and four assists at San Antonio on 1/31 ... Pitched in 20 points (10-16 FG) and 14 rebounds in a career-high-tying 47 minutes vs. New Orleans (2nd time) ... His two 3FG makes vs. L.A. Clippers on 1/21 tie a career-high (7th time) ... Finished with 20 points, 10 rebounds and a season-high-tying five assists (2nd time) at Sacramento on 1/9 ... Totaled 27 points (11-18 FG, 5-5 FT) and 13 rebounds vs. Golden State on 1/5 ... Scored his 8,000th career point vs. Atlanta on 12/23 ... Recorded 16 points and 14 rebounds vs. Minnesota on 11/29 ... Grabbed his 4,000th career rebound vs. Minnesota on 11/29 ... Blocked a season-high four shots vs. Chicago on 11/21 ... Missed 20 games (2/9-2/11, 3/5-4/8) due to left knee patella tendinitis (Inactive 13 times) ... Also missed one game (2/26) due to a left knee contusion, two games (12/8-12/10) due to a dislocated left little finger (Inactive once) and one game (11/7) due to a left fibula contusion.

CAREER

Honors: NBA All-Star, Eastern Conference (2004) ... Eastern Conference Player of the Month (February 2004) ... Eastern Conference Player of the Week (2/8/04) ... All-Rookie First Team (2000-01) ... Rookie of the Month (November; co in March) ... **International Experience:** Two-time member of USA

Basketball's Men's Team, winning gold in both the 2001 Goodwill Games in Australia and in the 2003 Olympic Qualifying Tournament in Puerto Rico ... **NBA:** Has battled back to resume a successful NBA career following microfracture surgery on each knee ... Has scored in double figures in 447 games, including 113 with 20+ and four with 30+ ... Has grabbed at least 10 rebounds in 151 career games, including three with 20+ ... Has dished out double-figure assists three times ... Has posted 230 career double-doubles (66 with Denver) and one triple-double ... Improved his field goal percentage in each of his first eight seasons ... **2008-09 (Denver):** Played in 66 games, starting each one ... Averaged 11.7 points, 6.0 rebounds, 1.45 steals and 1.12 blocks in 32.0 minutes ... Scored in double figures 43 times, including five games of 20+ ... Grabbed 10+ rebounds seven times and registered five double-doubles ... Led the Nuggets in scoring five times and in rebounding 10 times ... Recorded 24 points and a career-high seven steals in a season-high 41 minutes vs. Phoenix on 1/15 ... Scored 25 points vs. Indiana on 1/5 ... Dished out a season-high six assists at Dallas on 12/15 ... Played his 500th career game vs. San Antonio on 12/4 ... Blocked a season-high five shots vs. New Orleans on 11/27 ... Scored a season-high 26 points (10-10 FG) vs. Chicago on 11/23 ... Was a perfect 10-10 FG vs. Chicago on 11/23 ... Scored his 7,000th career point at L.A. Clippers on 10/31 ... Missed four games (4/3-4/9) due to a left rib cartilage strain ... Missed five games (3/5-3/8 and 3/11-3/14) due to a low back strain ... Missed one game (2/22) due to back spasms ... Missed two games (2/3-2/4) due to tonsillitis/strep throat ... Missed four games (11/9-11/11 and 12/6-12/10) due to a left wrist sprain ... **2007-08 (Denver):** Appeared in 71 games (his most with the Nuggets), averaging 12.4 points, 6.5 rebounds, 1.3 assists, 1.24 steals and 1.20 blocks in 30.4 minutes ... Ranked 11th in the NBA in FG percentage (a career-high .538), 30th in steals and 29th in blocks ... Recorded 10 double-doubles ... Led the Nuggets in scoring twice and in rebounding five times ... Scored in double figures 43 times and grabbed 10+ rebounds 11 times ... Served one-game NBA suspensions for flagrant fouls vs. Sacramento on 4/5 and at San Antonio on 12/15 ... Missed three games due to a staph infection, four games due to a right hamstring strain, one game due to a right knee bone bruise and one game for scheduled rest ... **2006-07 (Denver):** Underwent successful microfracture surgery on his right knee on 11/15 and missed the final 80 games ... Did not dress due to right knee inflammation vs. New York on 11/8 ... 2005-06 (Denver): Played in 56 games, starting 49 times ... Averaged 12.9 points and 6.3 rebounds in 27.6 minutes ... Shot a career-high .712 from the free-throw line ... Scored in double figures 39 times, including nine games of 20+ and one of 30+ ... Grabbed 10 rebounds or more seven times and posted seven double-doubles ... Led the Nuggets in scoring four times and in

KENYON MARTIN -



rebounding 12 times ... Missed 25 games due to injury – 16 due to left knee tendinitis; six due to a left knee contusion; one due to a low back strain; two with a right quadriceps contusion ... Did not play the last game at Seattle on 4/19 ... Had microfracture surgery on his left knee in May 2005 ... **2004-05 (Denver):** Averaged 15.5 points, 7.3 rebounds, 2.4 assists, 1.43 steals and 1.11 blocks in 32.5 minutes in 70 games ... Started 67 times ... Ranked 26th in the NBA in field goal percentage (.490), 35th in blocks, tied for 33rd in steals and tied for 30th in rebounding ... Scored in double figures 61 times with 17 games of 20+ ... Grabbed at least 10 rebounds 20 times and posted 20 double-doubles ... Led the Nuggets in scoring 12 times, in rebounding 26 times and assists eight times ... Missed 12 games due to injury: one due to left knee chondromalacia, five due to a chest contusion/sternum rib cartilage strain, three due to left knee patella tendinitis, two due to a back strain and one due to strep throat ... Had six double-doubles with 20+ points and 10+ rebounds ... Tri-captain ... **2003-04 (New Jersey):** Averaged 16.7 points and 9.5 rebounds, 1.26 blocks in 65 games ... Tied his career-high with 16.7 points, and set a career-high with 9.5 rebounds, while shooting .488 from the floor ... Named to the 2004 NBA Eastern Conference All-Star Team ... In the All-Star Game, finished second on the East with 17 points, while recording seven rebounds and three assists ... Ranked 20th in the NBA with 27 double-doubles ... Missed a total of 17 games - 15 due to injury (nine games due to left knee tendinitis and six games with a sprained left ankle) ... Missed two games due to an NBA suspension ... Led the Nets a team-high 22 times in scoring, 39 times in rebounding and 34 times in blocked shots ... Scored in double figures in 55 games, including 25 with 20 or more ... Grabbed at least 10 rebounds in 29 games, including two of 20+ ... Named Eastern Conference Player of the Month for February ... Averaged 18.5 points, 10.7 rebounds, 2.8 assists and 1.62 blocks over 36.8 minutes while leading the Nets to an NBA-best 11-2 record in the month ... For the first time in his career, was named the NBA Eastern Conference Player of the Week for the week ending 2/8 ... Led the Nets to a perfect 4-0 record for the week, averaging 21.0 points and 12.0 rebounds, recording three double-doubles ... Had 20 points, while tying a career-high with 21 rebounds vs. Milwaukee on 12/5 ... Had 20 rebounds against the Lakers on 3/7 ... **2002-03 (New Jersey):** Averaged a career-high 16.7 points, 8.3 rebounds, 1.27 steals, while shooting .470 from the floor in a career-high 77 games played ... Ranked 16th in the NBA in rebounds (8.3 rpg) and 28th in FG percentage (.470) ... Missed a total of five games (one due to a sore left knee, three due to a sprained right knee and one due to personal reasons) ... Led team in rebounds and blocks, while ranking second in scoring ... Led the team 20 times in scoring and a team-high 38 times in rebounding ... Also recorded 24 double-doubles, while scoring in double figures in a team-high 70 games, including 20 games of 20+ points ... Recorded a double-double in four straight games from 1/29-2/3 (26.5 points and 15.3 rebounds) ... **2001-02 (New Jersey):** Averaged a team-high 14.9 points, a team-high 1.66 blocks, 5.3 rebounds and 1.30 steals in 73 games ... Ranked 19th in the NBA in blocked shots (1.66) ... Led team in scoring 15 times, rebounding seven times, steals 13 times and a team-high 38 times in blocks ... Recorded 44 games in which he scored 10+ points, 13 games in which he scored 20+ points and one game of 30+ points ... Notched two double-doubles ... Missed a total of nine games ... Missed one game due to a bruised right forearm, seven due to NBA suspensions and one due to personal reasons ... **2000-01 (New Jersey):** Averaged 12.0 points, a team-high 7.4 rebounds and a team-high 1.66 blocks ... Named to the NBA All-Rookie First Team ... Finished the season ranked second among NBA rookies in scoring (12.0) and rebounding (7.4), and led all rookies in blocks per game (1.66) and steals per game (1.18) ... Had 10 double-doubles ... Named NBA Rookie of the Month for November and Co-Rookie of the Month for March ... Suffered a fractured right fibula in the third quarter vs. Boston on 3/22, ending his season with 12 games remaining ... Scored at least 20 points eight times ... Led the team in rebounding in 24 games and in blocks on 34 occasions ... Recorded his first career

triple-double with 18 points, a season-high tying 15 rebounds and a career-high 11 assists vs. Milwaukee on 3/5 ... Missed two games due to a sprained left ankle one game due to the flu.

PLAYOFFS

Has 18 career double-doubles during the postseason (two with Denver) ... Left New Jersey ranked first all-time in Nets playoff history in rebounds (424), blocks (70), total rebounds (424), field goals made (359), and free throws attempted (288), while ranking second in minutes (1935), points (924), field goals attempted (785), free throws made (203) and assists (126) and tied for third in games played (51) ... **2010 (Denver):** Started all six games of Denver's first-round series against Utah, averaging 10.0 points, 8.3 rebounds, 1.50 steals and 1.17 blocks in 34.2 minutes ... Grabbed 12 rebounds in Game 1 and 13 in Game 3 ... Scored 18 points and grabbed nine rebounds in Game 5 ... **2009 (Denver):** Helped lead the Nuggets to the Western Conference Finals (WCF), averaging 10.9 points, 5.9 rebounds, 2.1 assists and 33.6 minutes in 16 games (all starts) ... Registered 13 points and 15 rebounds during Game 4 of the WCF vs. L.A. Lakers on 5/25 ... Scored 15 points to go along with eight rebounds in Game 1 of the WCF at L.A. Lakers on 5/19 ... Posted 15 points, four assists and four steals in Game 5 of the West Semifinals vs. Dallas on 5/13 ... Tallied 15 points (7-9 FG), seven rebounds and three blocks during Game 5 of the first round vs. New Orleans on 4/29 ... Recorded 12 points and 10 rebounds in Game 3 of the first round at New Orleans on 4/25 ... Dished out a playoff career-high six assists during Game 2 of the first round vs. New Orleans on 4/22 ... **2008 (Denver):** Started all four games against the L.A. Lakers ... Averaged 8.8 points and 6.3 rebounds in 29.5 minutes ... **2007 (Denver):** Was inactive for the playoffs following knee surgery in November ... **2006 (Denver):** Played in the first two games (35 minutes) against the Clippers, but was suspended by the team for the remaining three games ... **2005 (Denver):** Averaged 12.4 points, 5.6 rebounds, 1.00 steals and 1.00 blocks in 32.8 minutes in five games vs. San Antonio ... **2004 (New Jersey):** Averaged 19.1 points, 11.0 rebounds and 1.27 blocks in 11 games ... Recorded six double-doubles and scored 20 or more points in three games, including one 30-point game ... Recorded a playoff career-high 36 points and 13 rebounds at New York on 4/25 ... Scored 22 points and recorded a new playoff career-high with 16 rebounds in Game 2 vs. New York on 4/20 ... **2003 (New Jersey):** Averaged 18.9 points and a team-high 9.4 rebounds, while shooting .453 from the field in 20 games as the Nets reached the NBA Finals for the second-straight season ... Recorded seven double-doubles and scored 20 or more points in 11 games, including one 30-point game ... Posted a team-high 30 points, six rebounds and five assists in Game 4 at Milwaukee ... Recorded second straight double-double, finishing with team-highs of 22 points and 12 rebounds vs. Milwaukee in Game 2 ... **2003 NBA Finals:** Averaged 14.7 points and team-highs of 10.0 rebounds and 2.33 blocks ... Tallied team-highs of 20 points and 13 rebounds in Game 4 ... Tallied team-highs of 21 points and 12 rebounds in 33 minutes in Game 1 ... **2002 (New Jersey):** Averaged 16.8 points, 5.8 rebounds, 1.20 steals and 1.25 blocks in 20 postseason games ... Posted 29 points on 12-23 shooting from the floor, eight rebounds, four assists and two steals in a Nets all-time playoff-high 56 minutes in Game 5 vs. Indiana ... **2002 NBA Finals:** Averaged a team-high 22.0 points, 6.5 rebounds, 1.50 steals and 1.00 blocks ... Averaged 30.5 points in the last two games of the NBA Finals ... Scored in double figures in 17 playoff games, including five 20+ scoring efforts ... Scored 35 points (15-28 FG) while pulling down a team-high 11 rebounds in Game 4.

CAREER TRANSACTIONS

Selected by New Jersey Nets in first round (1st overall pick) of 2000 NBA Draft ... Traded by New Jersey to Denver Nuggets in exchange for three future first round draft choices (7/15/04).

COLLEGE

A four-year member of the Cincinnati Bearcats, was chosen as the Conference USA Athlete of the Decade in 2005 ... Was named consensus National Player of the Year as a senior, earning The Associated Press, Wooden, Naismith, Robertson, NABC and U.S. Basketball Writers Association awards ... Consensus First Team All-America and a unanimous choice for Conference USA Player of the Year ... Earned Conference USA Defensive Player of the Year honors each of his last three years ... Suffered a fractured fibula as a senior on 3/9 in the quarterfinals of the Conference USA Tournament, missing the entire NCAA Tournament ... Named Honorable Mention All-America by AP as a junior ... Earned First Team All-Conference USA honors ... As a sophomore, recorded Cincinnati's first triple-double in 31 years with 24 points, 23 rebounds and 10 blocks in win over DePaul ... Selected Most Outstanding Player in Conference USA.

PERSONAL

Full name is Kenyon Lee Martin ... Son of Lydia Moore and Paul Roby ... Has one sister, Tamara, and a half-brother, Richard Roby, who played for Denver's 2010 summer-league team ... Has three children: sons, Kenyon Jr. and Kamron, and daughter, Cierra Reign ... Had his No. 4 retired by the University of Cincinnati on

4/25/00 ... Started the Kenyon Martin Foundation in 2008, which focuses on helping at-risk youth and teen moms and providing life-changing opportunities to underserved youth with an emphasis on the Denver, Dallas, and Cincinnati communities ... Board member and active participant in the American Institute of Stuttering ... Enjoys watching movies and playing video games in his spare time ... Was a criminal justice major at Cincinnati ... Donated \$1,000 to Asian Tsunami relief efforts for every point he scored against San Antonio (26) on 1/8/05 and every rebound vs. Houston (10) on 1/9/05 ... Took part in the Nuggets Read to Achieve Kickoff with Anchor Center for the Blind at the Denver Zoo in 2004 ... Has provided Thanksgiving meals to the Denver community each of the last six years ... Took part in the Nuggets "Art of Sport" program, which encourages participation in visual arts in elementary schools ... Also participated in the "Eat Right" campaign, which promotes healthy eating habits for middle school students ... Attended the NBA Players Relief Game in Houston on 9/11/05 benefiting victims of Hurricane Katrina and made an undisclosed donation ... Also helped relief efforts by donating funds to the Greg Buckner Foundation's relief drive in Denver ... Spoke at an assembly at Montbello High School in September 2006 as part of the school's "Pass on Violence" campaign ... Changed his number from 6 to 4 prior to the 2007-08 season ... Since joining the Nuggets, has purchased tickets to every home game for less fortunate families ... Spokesman for the March of Dimes.



KENYON MARTIN -

CAREER STATISTICS

NBA REGULAR SEASON

YEAR/TEAM	-Field Goals-										-Free Throws-					-Rebounds-					-Averages-		
	GP	MIN	FGM	FGA	PCT	FTM	FTA	PCT	OFF	DEF	TOT	AST	PF	DQ	STL	TO	BS	PTS	RPG	APG	PPG		
00-01 \ NJN	68	2272	346	777	445	121	192	630	137	365	502	131	281	10	78	138	113	814	7.4	1.9	12.0		
01-02 \ NJN	73	2504	445	962	463	181	267	678	113	275	388	192	261	8	90	172	121	1086	5.3	2.6	14.9		
02-03 \ NJN	77	2628	509	1082	470	256	392	653	164	476	640	185	294	6	98	192	70	1283	8.3	2.4	16.7		
03-04 \ NJN	65	2252	439	900	488	201	294	684	133	484	617	160	230	5	95	168	82	1086	9.5	2.5	16.7		
04-05 \ DEN	70	2272	444	907	490	199	308	646	146	365	511	170	228	4	100	149	78	1087	7.3	2.4	15.5		
05-06 \ DEN	56	1546	297	600	495	121	170	712	93	260	353	79	171	1	43	72	52	720	6.3	1.4	12.9		
06-07 \ DEN	2	63	8	16	500	3	12	250	6	14	20	1	10	0	0	5	0	19	10.0	0.5	9.5		
07-08 \ DEN	71	2159	376	699	538	123	212	580	105	356	461	90	235	3	88	91	85	877	6.5	1.3	12.4		
08-09 \ DEN	66	2111	318	648	481	119	197	604	81	314	395	132	201	1	96	104	74	769	6.0	2.0	11.7		
09-10 \ DEN	58	1986	283	620	456	93	167	557	142	404	546	109	186	2	72	91	61	667	9.4	1.9	11.9		
TOTALS	606	19793	3465	7211	481	1417	2211	641	1120	3313	4433	1249	2097	40	760	1182	736	8408	7.3	2.1	13.5		
DEN TOTALS	323	10138	1726	3490	495	658	1066	617	573	1713	2286	581	1031	11	399	512	350	4139	7.1	1.8	12.8		

Three-Point Field Goals: '00-01, 1-11 (.091); '01-02, 15-67 (.224); '02-03, 9-43 (.209); '03-04, 7-25 (.280); '04-05, 0-12 (.000); '05-06, 5-22 (.227); '06-07, 0-1 (.000); '07-08, 2-11 (.182); '08-09, 14-38 (.368); '09-10, 8-29 (.276). **Totals:** 61-259 (.236).

Three-Point Field Goals with Denver: '04-05, 0-12 (.000); '05-06, 5-22 (.227); '06-07, 0-1 (.000); '07-08, 2-11 (.182); '08-09, 14-38 (.368); '09-10, 8-29 (.276). **Totals:** 29-113 (.257).

NBA PLAYOFFS

YEAR/TEAM	-Field Goals-										-Free Throws-					-Rebounds-					-Averages-		
	GP	MIN	FGM	FGA	PCT	FTM	FTA	PCT	OFF	DEF	TOT	AST	PF	DQ	STL	TO	BS	PTS	RPG	APG	PPG		
2002 \ NJN	20	749	129	304	424	76	110	691	30	86	116	57	86	3	24	52	25	336	5.8	2.9	16.8		
2003 \ NJN	20	777	149	329	453	79	114	693	50	137	187	57	92	2	29	58	31	378	9.4	2.9	18.9		
2004 \ NJN	11	409	81	152	533	48	64	750	25	96	121	12	50	3	13	32	14	210	11.0	1.1	19.1		
2005 \ DEN	5	164	27	58	466	8	13	615	7	21	28	6	22	0	5	7	5	62	5.6	1.2	12.4		
2006 \ DEN	2	35	4	13	308	1	2	500	6	3	9	1	5	0	4	3	2	9	4.5	0.5	4.5		
2007 \ DEN	DNP-Injured																						
2008 \ DEN	4	118	15	34	441	5	8	625	13	12	25	5	20	2	4	9	2	35	6.3	1.3	8.8		
2009 \ DEN	16	538	75	151	497	23	35	657	24	70	94	34	60	3	18	26	14	174	5.9	2.1	10.9		
2010 \ DEN	6	205	24	50	480	12	19	632	14	36	50	8	27	0	9	11	7	60	8.3	1.3	10.0		
TOTALS	84	2995	504	1091	462	252	365	690	169	461	630	180	362	13	106	198	100	1264	7.5	2.1	15.0		
DEN TOTALS	33	1060	145	306	474	49	77	636	64	142	206	54	134	5	40	56	30	340	6.2	1.6	10.3		

Three-Point Field Goals: 2002, 2-9 (.222); 2003, 1-11 (.091); 2004, 0-4 (.000); 2005, 0-1 (.000); 2006, 0-0; 2008, 0-0; 2009, 1-5 (.200); 2010, 0-1 (.000). **Totals:** 4-30 (.133).

Three-Point Field Goals with Denver: 2005, 0-1 (.000); 2006, 0-0; 2008, 0-0; 2009, 1-5 (.200); 2010, 0-1 (.000). **Totals:** 1-7 (.143).

NBA FINALS

YEAR/TEAM	-Field Goals-										-Free Throws-					-Rebounds-					-Averages-		
	GP	MIN	FGM	FGA	PCT	FTM	FTA	PCT	OFF	DEF	TOT	AST	PF	DQ	STL	TO	BS	PTS	RPG	APG	PPG		
2002 \ NJN	4	158	35	75	467	17	26	654	8	18	26	10	15	0	6	14	4	88	6.5	2.5	22.0		
2003 \ NJN	6	225	36	105	343	16	24	667	15	45	60	13	29	1	10	22	14	88	10.0	2.2	14.7		
TOTALS	10	383	71	180	394	33	50	660	23	63	86	23	44	1	16	36	18	176	8.6	2.3	17.6		

Three-Point Field Goals: 2002, 1-5 (.200); 2003, 0-5 (.000). **Totals:** 1-10 (.100).

NBA ALL-STAR GAMES

YEAR/TEAM	-Field Goals-										-Free Throws-					-Rebounds-					-Averages-		
	GP	MIN	FGM	FGA	PCT	FTM	FTA	PCT	OFF	DEF	TOT	AST	PF	DQ	STL	TO	BS	PTS	RPG	APG	PPG		
2004 \ NJN	1	23	8	10	.800	1	2	.500	4	3	7	3	1	0	0	3	0	17	7.0	3.0	17.0		
TOTALS	1	23	8	10	.800	1	2	.500	4	3	7	3	1	0	0	3	0	17	7.0	3.0	17.0		

Three-Point Field Goals: 0-0.

SEE PAGE 17 FOR CAREER-HIGH INFORMATION.

31



POSITION: FORWARD/CENTER

HEIGHT/WEIGHT: 6'11"/250

DATE OF BIRTH: 9/13/82 (SAO CARLOS, BRAZIL)

HIGH SCHOOL: INSTITUTO ALVARO GUIAO

PRO EXPERIENCE: 8 YEARS

CAREER

2009-10

PPG: 13.8	RPG: 7.6	APG: 2.5	SPG: 1.40
BPG: 1.00	10+PTS: 63	20+PTS: 12	10+REBS: 22
10/10: 14			

Played and started all 82 games for the first time in his career and averaged 13.8 points, 7.6 rebounds, a career-high 2.5 assists, 1.40 steals and 1.00 bpg in a career-high 33.6 minutes ... Ranked third in the NBA in FG percentage (.587), 26th in rebounds (7.6), 19th in steals (1.40) and 35th in blocks (1.00) ... Additionally, he ranked ninth among NBA leaders in steal-to-turnover ratio (0.92-to-1) ... Led all centers in steals per game (1.40) and ranked second among centers in assists (2.5) ... Scored in double figures 63 times, including 12 games of 20+ points ... Grabbed double-digit rebounds 22 times and posted 14 double-doubles ... Led the Nuggets in scoring four times, rebounding 26 times and assists six times ... His 12 FT makes set a new career-high and 14 FT attempts tied a career-high (4th time) vs. Memphis on 4/12 ... Finished with 20 points (8-12 FG), nine rebounds, a season-high-tying six assists (4th time) and three steals at Toronto on 3/26 ... Grabbed his 3,000th career rebound vs. Milwaukee on 3/20 ... Registered 20 points (8-12 FG), six rebounds, five assists, five steals and three blocks vs. New Orleans on 3/18 ... Recorded 17 points (7-8 FT) and 12 rebounds at New Orleans on 3/12 ... Played a season-high 43 minutes vs. Sacramento on 2/1 ... Recorded 19 points (6-8 FG) and 12 rebounds at Golden State on 1/20 ... Scored 20+ points in three-straight games from 12/28/09-1/3/10, marking the first time of his career that he has scored 20+ three games in a row ... Registered 24 points, a season-high 15 rebounds and four assists vs. Philadelphia on 1/3 ... Posted 22 points (9-13 FG) and a career-high-tying six steals (2nd time) at Utah on 1/2 ... Scored a season-high 25 points (8-11 FG, 9-14 FT) at Sacramento on 12/28 ... Registered 20 points, 10 rebounds, five assists, four steals and four blocks vs. Toronto on 11/17 - became the first player in Nuggets NBA history to reach those levels in those five categories in the same game ... Posted 16 points (8-11 FT) and 13 rebounds at Indiana on 11/3.

Honors: NBA All-Rookie First Team (2002-03) ... **International Experience:** Attended training camp with the Brazilian national team in 2010 but did not make the final roster for the FIBA World Championships because of a right calf injury ... Averaged 8.4 points (.569 FG) and 6.3 rebounds in 21.4 minutes in nine contests for Brazil at the 2007 FIBA Americas Olympic qualifying tournament ... Played for Brazil in the 2001 Goodwill Games in Australia ...

Against the gold-medal-winning USA Basketball Team, collected eight points, seven rebounds and five blocked shots in 18 minutes as Brazil lost in overtime, 106-98 ... Helped Brazil secure the bronze medal ... **NBA:** Has posted 74 career double-doubles ... Has the second-best career field goal percentage in Nuggets history (.554) ... **2008-09 (Denver):** Made a triumphant return from a bout with testicular cancer to post a career year ... Appeared in 77 games (76 starts) and averaged career highs of 14.6 points, 7.8 rebounds and 1.31 blocks, in addition to 1.23 steals in 32.6 minutes ... Finished fifth in voting for the 2008-09 NBA Most Improved Player award ... Ranked second in the NBA in FG percentage (.604/428-709), the best single-season mark in franchise history ... Also shot a career-best .723 from the free-throw line ... Tied for 22nd in rebounding, tied for 25th in steals and 17th in blocks ... Scored in double figures 67 times, including 12 games of 20+ points ... Grabbed double-digit rebounds 21 times and posted 20 double-doubles (28th-most in NBA) ... Led the Nuggets in scoring six times and in rebounding 30 times ... Registered 17 points, 10 rebounds and a season-high-tying five steals (3rd time) vs. L.A. Clippers 3/14 ... Dished out a season-high five assists vs. Portland on 3/5 ... Scored his 4,000th career point at Detroit on 3/3 ... Blocked a career-high five shots vs. San Antonio on 2/3 ... By making his first eight field goals vs. Charlotte on 1/30, he connected on 21-straight FG makes at the Pepsi Center (last FG vs. Sacramento on 1/20, 12-12 FG vs. Utah on 1/25 and his first eight FGs on 1/30) ... Posted a career-high-tying 28 points (2nd time) on 12-12 FG shooting vs. Utah on 1/25, tying the Nuggets team record for the most makes without a miss (Bobby Jones also went 12-12 FG vs. Golden State on 3/15/78) ... Posted 27 points (10-11 FG), 14 rebounds and four assists at Oklahoma City on 1/2 ... Connected on his first career three-point field goal at Toronto on 12/31 ... Registered four-straight double-doubles from 12/20-12/26 to mark a new career best for consecutive double-doubles ... Pulled down a season-high-tying 15 rebounds (2nd time) to go along with 20

points at Phoenix on 12/20 ... Missed two games due to a right knee bone bruise ... Missed two games while serving an NBA suspension ... Missed one game due to a cervical strain ... **2007-08 (Denver):** Played in just 16 games, averaging 5.3 points and 5.4 rebounds in 16.6 minutes ... Missed 37 games after a bout with testicular cancer (1/11-3/24) ... Missed the last six games due to a right groin strain ... Suffered a torn ulnar collateral ligament in his left thumb against Boston on 11/7 and missed the next 22 games ... **2006-07 (Denver):** Averaged 12.2 points and 7.0 rebounds in 64 games (42 starts) ... Shot .570 (294-516) from the field ... Led the Nuggets in rebounding 15 times ... Missed four games due to right knee inflammation ... Served an NBA Suspension vs. Washington on 12/18 ... Inactive for 12 games due to a right knee contusion ... **2005-06 (Denver):** Missed 81 games after suffering a torn ACL in his right knee after just three minutes of action against the Spurs on opening night (11/1) ... Had successful surgery on 11/21 ... **2004-05 (Denver):** Played in 55 games (18 starts), averaging 9.6 points and 5.9 rebounds in 23.9 minutes ... Averaged 12.7 points, 6.9 rebounds, 2.2 assists and 1.05 steals in 28.9 minutes, while shooting .570 (94-165) from the field as a starter ... Scored in double figures 24 times, including three games of 20+ ... Pulled down 10+ rebounds eight times and recorded seven double-doubles ... Led the Nuggets in rebounding nine times ... Grabbed his 1,000th career rebound at LA Lakers on 11/2 ... Missed 27 games – 13 due to a sprained medial collateral ligament in his left knee, two due to a right hip contusion, eight due to a strained left hamstring and four due to an NBA suspension ... **2003-04 (Denver):** Played and started in 77 games ... Averaged 11.8 points and 6.5 rebounds ... Also averaged 1.51 spg in 32.5 mpg ... Ranked fourth in the NBA in FG percentage (.530) ... Scored in double figures in 53 games, including six with 20 or more ... Grabbed at least 10 rebounds in 12 games and posted 12 double-doubles ... Missed five games due to a strained left groin ... **2002-03 (Denver):** Averaged 10.5 points, 6.1 rebounds and a team-high 1.59 steals in 80 games ... Started 53 times, averaging 11.8 points, 6.7 rebounds and 1.60 steals ... Was named to the NBA's All-Rookie First Team ... Scored in double figures 44 times with six games of at least 20 ... Grabbed at least 10 rebounds 13 times and posted nine double-doubles ... Ranked second on the team in scoring and third in rebounding ... Ranked sixth in the NBA in field goal percentage (.519) and 20th in steals ... Set a Nuggets rookie record for FG percentage ... Missed two games due to injury (one due to left low back strain and one due to a strained neck) ... Played in the got milk? Rookie Challenge at All-Star Weekend in Atlanta ... **2001-02 (Brazil):** Through the first 15 games of the 2001-02 season, averaged 13.2 points, 10.1 rebounds and 1.7 blocks in 30.0 minutes ... **2000-01 (Brazil):** Played for Vasco da Gama and averaged 7.9 points and 5.9 rebounds in only 20 minutes.

PLAYOFFS

Has appeared in 39 career playoff games (31 starts), all with Denver ... Has posted four career double-doubles in the postseason ... **2010 (Denver):** Played and started in five games against Utah in the first round, averaging 11.4 points and 5.8 rebounds in 33.8 minutes ... Made 14-20 FG in first two games combined but attempted only nine FG in other three games ... Shot 18-29 overall from the field (.621) ... Scored 19 points and grabbed six rebounds in Game 1 ... Finished with 18 points and six rebounds in a playoff career-high 42 minutes in Game 2 ... Posted a double-double with 11 points and 10 rebounds in Game 4 ... Sprained his left knee in the second quarter of Game 5 and missed the final game of the series ... **2009 (Denver):** Helped lift the Nuggets to the Western Conference Finals (WCF), averaging 11.5 points, 7.5 rebounds, 2.6 assists and 32.8 minutes in 16 games (all starts)

... Recorded 14 points, 13 rebounds and a playoff career-high-tying six assists (2nd time) in Game 4 of the WCF vs. L.A. Lakers on 5/25 ... Blocked a postseason career-high three shots in Game 4 of the West Semifinals at Dallas on 5/11 ... Posted 20+ for the first time in the postseason in consecutive games to open the Western Semis against Dallas, notching 24 points (9-13 FG) in Game 1 on 5/3 and a playoff career-high 25 points (8-12 FG) and eight rebounds in Game 2 on 5/5 ... Collected a postseason career-high three steals in Game 3 of the first round at New Orleans on 4/25 ... Registered 12 points and a playoff career-high 14 rebounds during Game 1 of the first round vs. New Orleans on 4/19 ... **2008 (Denver):** Appeared in three of Denver's four playoff games, averaging 4.3 points and 2.3 rebounds in 10.0 minutes ... **2007 (Denver):** Played and started all five games vs. San Antonio ... Averaged 15.2 ppg, 7.8 rpg and 2.4 apg in 35.8 mpg ... Shot .585 (31-53) from the field ... Had one double-double (13 points and playoff-career-best 12 rebounds in Game 1) ... Scored a playoff-career-high 18 points twice (Games 3 and 4) ... **2006 (Denver):** Did not play due to injury ... **2005 (Denver):** Appeared in all five playoff games vs. San Antonio, averaging 6.6 points and 5.0 rebounds in 20.2 minutes ... **2004 (Denver):** Started all five playoff games vs. Minnesota, averaging 7.8 points, 5.0 rebounds, 3.0 assists and 1.00 steals in 26.4 minutes.

CAREER TRANSACTIONS

Selected by New York Knicks in first round (7th overall) of 2002 NBA Draft ... Draft rights traded by Knicks with F/C Marcus Camby and G Mark Jackson to Denver for F Antonio McDyess, the draft rights to G Frank Williams and a 2003 second-round draft choice (6/26/02) ... Re-signed with the Nuggets (7/12/06).

PERSONAL

Name is pronounced (neh-NAY) ... Legally changed his name to Nenê in the summer of 2003 ... Given name is Maybnyner Rodney Hilario ... "Nenê" means baby in Portuguese – he is the youngest in his family and was the youngest in the group of kids he hung out with ... Played soccer as a child and was invited to train with pro clubs at a young age ... Plays the bass guitar ... Grew up idolizing Michael Jordan and Magic Johnson ... Has a 7'4 3/4" armspan ... Favorite meal is feijoada – a Brazilian black bean stew ... Has one brother and one sister and a niece ... Enjoys comedies and action movies ... Favorite actor is Jackie Chan ... Enjoys listening to Brazilian gospel music ... Has hosted a gospel event with his pastor in Brazil the last three summers ... Favorite musician is jazz artist Fred Hamilton ... Wears size 17 shoes ... Has done public service announcements for the United Nations ... Established a foundation to build a youth center in his hometown of Sao Carlos, which provides educational and athletic resources to underprivileged children in the surrounding community ... Participated in the NBA's Basketball Without Borders in South America in the summer of '03 and '04 ... Participated in an Adidas skills camp in Sao Paolo in 2005 ... Sponsors over 50 athletes in his hometown ranging from basketball, cycling, tennis and soccer ... Has donated season tickets to underprivileged families each of the last five seasons ... Took part in the Nuggets "Eat Right" program, which promotes healthy eating habits for middle school students ... Participated in youth basketball clinics at Aurora Public Schools and the Boys and Girls Club ... Favorite sports teams are Sao Paulo (Brazilian soccer) and FC Barcelona ... Favorite player is Ronaldinho ... Favorite movie is "Left Behind."

CAREER STATISTICS

NBA REGULAR SEASON

YEAR/TEAM	-Field Goals-					-Free Throws-			-Rebounds-					-Averages-							
	GP	MIN	FGM	FGA	PCT	FTM	FTA	PCT	OFF	DEF	TOT	AST	PF	DQ	STL	TO	BS	PTS	RPG	APG	PPG
02-03 \ DEN	80	2258	321	619	.519	197	341	.578	208	283	491	149	295	4	127	181	65	839	6.1	1.9	10.5
03-04 \ DEN	77	2504	334	630	.530	240	352	.682	154	349	503	168	280	3	116	183	41	908	6.5	2.2	11.8
04-05 \ DEN	55	1317	194	386	.503	140	212	.660	104	221	325	84	167	0	50	94	48	528	5.9	1.5	9.6
05-06 \ DEN	1	3	0	1	.000	0	0	0	0	0	0	0	1	0	0	2	0	0	0.0	0.0	0.0
06-07 \ DEN	64	1715	294	516	.570	195	283	.689	150	299	449	77	209	3	62	127	59	783	7.0	1.2	12.2
07-08 \ DEN	16	266	29	71	.408	27	49	.551	30	57	87	15	46	1	9	21	14	85	5.4	0.9	5.3
08-09 \ DEN	77	2510	428	709	.604	266	368	.723	183	415	598	108	278	5	95	147	101	1123	7.8	1.4	14.6
09-10 \ DEN	82	2755	421	717	.587	293	416	.704	166	461	627	203	281	7	115	125	82	1135	7.6	2.5	13.8
TOTALS	452	13328	2021	3649	.554	1358	2021	.672	995	2085	3080	804	1557	23	574	880	410	5401	6.8	1.8	11.9

Three-Point Field Goals: '02-03, 0-3 (.000); '03-04, 0-2 (.000); '04-05, 0-2 (.000); '05-06, 0-0; '06-07, 0-1 (.000); '07-08, 0-1 (.000); '08-09, 1-5 (.200); '09-10, 0-2 (.000). Totals: 1-16 (.063).

NBA PLAYOFFS

YEAR/TEAM	-Field Goals-					-Free Throws-			-Rebounds-					-Averages-							
	GP	MIN	FGM	FGA	PCT	FTM	FTA	PCT	OFF	DEF	TOT	AST	PF	DQ	STL	TO	BS	PTS	RPG	APG	PPG
2004 \ DEN	5	132	16	36	.444	7	13	.538	12	13	25	15	22	0	5	9	3	39	5.0	3.0	7.8
2005 \ DEN	5	101	9	21	.429	15	23	.652	9	16	25	2	16	0	2	5	2	33	5.0	0.4	6.6
2006 \ DEN	DNP-Injured																				
2007 \ DEN	5	179	31	53	.585	14	18	.778	22	17	39	12	21	1	3	13	3	76	7.8	2.4	15.2
2008 \ DEN	3	30	5	9	.556	3	3	1.000	3	4	7	1	8	1	2	2	1	13	2.3	0.3	4.3
2009 \ DEN	16	525	69	126	.548	46	70	.657	37	83	120	42	65	3	20	31	10	184	7.5	2.6	11.5
2010 \ DEN	5	169	18	29	.621	21	36	.583	8	21	29	11	17	0	6	4	1	57	5.8	2.2	11.4
TOTALS	39	1136	148	274	.540	106	163	.650	91	154	245	83	149	5	38	64	20	402	6.3	2.1	10.3

Three-Point Field Goals: 0-0.

SEE PAGE 17 FOR CAREER-HIGH INFORMATION.

NENÉ

NENÊ -



NENÊ

5

J.R. SMITH

R. SMITH

POSITION: **GUARD**HEIGHT/WEIGHT: **6'6"/>/220**DATE OF BIRTH: **9/8/85 (FREEHOLD, NJ)**HIGH SCHOOL: **ST. BENEDICT'S PREP (NJ)**PRO EXPERIENCE: **6 YEARS**

2009-10

PPG: 15.4 **RPG: 3.1** **APG: 2.4** **SPG: 1.32**
MPG: 27.7 **10+PTS: 61** **20+PTS: 18** **30+PTS: 2**
40+PTS: 1

Appeared in 75 games (all as a reserve), averaging a career-high 15.4 points to go along with 3.1 rebounds, 2.4 assists and a career-high 1.32 steals in a career-high-tying 27.7 minutes ... Scored double-digits 61 times on the season, including 18 20-point games, two 30-point games and one 40-point performance ... Led the Nuggets in scoring seven times and assists eight times ... Ranked 25th in the NBA in steals (1.32) and 12th in steals per 48 minutes (2.29) ... Also ranked ninth in 3FG makes (159), third in 3FG attempts (467) and 22nd in points per 48 minutes (26.7) among NBA leaders ... Became the Nuggets all-time leader in 3FG makes vs. L.A. Lakers on 4/8, moving ahead of Michael Adams (630) – now has 644 3FG makes as a Nugget ... Totaled 30 points (11-16 FG, 7-10 3FG) at Memphis on 3/13 ... Recorded 20 points, a career-high eight assists and four rebounds vs. Indiana on 3/5 ... Collected a career-high five steals vs. Detroit on 2/26 ... Recorded 25 points (7-13 3FG), a season-high eight rebounds and four steals at Golden State on 2/25 ... Grabbed his 1,000th career rebound at Washington on 2/19 ... Tallied 22 points, five rebounds and three steals in a season-high 38 minutes at Houston on 1/27 ... Scored 21 points and connected on the two game-winning free throws with 0.4 seconds remaining in the game vs. Golden State on 1/5 ... Registered his fourth career 40-point game with a season-high 41 points (15-25 FG, 10-17 3FG) in 30 minutes vs. Atlanta on 12/23 ... Shot 10-17 (.588) 3FG vs. Atlanta on 12/23, marking the second-most 3FG makes by a Nuggets player – also made a team record 11 vs. Sacramento on 4/13/09 – and becoming the first player in NBA history to have made 10+ threes on multiple occasions ... Missed seven games (10/28-11/7) while serving an NBA-mandated suspension.

CAREER

Honors: Western Conference Rookie of the Month (January, February, March, 2005) ... **NBA:** Has scored in double figures 244 times, including 74 20+ games and 11 30+ games and four 40+ games ... Has three career double-doubles and five games of 10+ rebounds ... Denver's all-time leader in three-point field goals made with 644 ... Ranks third on the Nuggets all-time three-point field goal percentage list (.381/644-1,698) ... **2008-09 (Denver):** Played in a career-high 81 games

(18 starts), averaging career-highs of 15.2 points, 3.7 rebounds and 2.8 assists in 27.7 minutes ... Finished second in voting for the 2008-09 NBA Sixth Man of the Year award ... Reached double-digits in 61 contests (a career-best 21-straight from 3/3 - 4/13), including 18 games of 20+, four of 30+ and two of 40+ ... Led the Nuggets in scoring 15 times, assists nine times and rebounding three times ... Ranked 26th in the NBA in points per 48 minutes (26.4) ... Had two double-digit rebound games and two double-doubles ... Made a career-high 180 three-pointers, the fourth-most in the NBA and the second-most in a single season in team history ... Made at least seven threes in three of his last four home games ... Erupted for his third career 40-point effort with a career-high 45 points (13-22 FG, 11-18 3FG) to go along with four rebounds in 30 minutes vs. Sacramento on 4/13 ... Broke his own franchise record for points by a reserve ... Shot 11-18 3FG vs. Sacramento on 4/13, setting new career-highs for both makes and attempts, while also setting a Nuggets team record for 3FG makes ... His 11 3FG makes vs. Sacramento tied the third-most makes ever recorded in a game in NBA history (one of only four players to have made 11+ threes in a game) ... Posted 34 points (12-20 FG, 7-14 3FG) vs. L.A. Clippers on 4/4 ... Poured in 40 points (15-23 FG) vs. Washington on 3/20 ... Finished third in the 2009 Sprite Slam Dunk Contest at NBA All-Star Weekend in Phoenix on 2/14 ... Posted his second double-double of the season (second as a Nugget, third of his career) with 15 points and a career-high-tying 10 rebounds (3rd time) vs. San Antonio on 12/4 ... Scored his 3,000th career point vs. Memphis on 11/9 ... Notched 17 points and 10 rebounds at L.A. Clippers on 10/31 ... DNP-CD at L.A. Clippers on 11/26 ... **2007-08 (Denver):** Appeared in 74 games, averaging 12.4 points, 2.1 rebounds and 1.7 assists in 19.2 minutes ... Set career-highs for field goal percentage (.461) and 3FG percentage (.403) ... Ranked first in the NBA in three-point field goals made per 48 minutes (5.3) and seventh in points per 48 minutes (30.6) ... Finished sixth in voting for the NBA's Sixth Man of the Year Award ... His 13 20-point performances were the most by any player in the NBA to not record a start ... 157 threes were the fifth-most in a single-season in Nuggets history ... Made six or more three-pointers seven times, which were the second-most 6+ 3FG outings in the entire NBA (Peja Stojakovic, 8) ... Connected on seven three-pointers in the fourth quarter at Memphis on 3/24, marking the second time this season he has tied the Nuggets team record for 3FG makes in a single quarter (also, fourth quarter at Chicago on 2/22) ... DNP-CD five times ... Suspended for the first three games of the regular season for conduct detrimental to the team ... **2006-07 (Denver):** Averaged 13.0 points and 2.3 rebounds in 63 games (24 starts) ... Led the Nuggets in scoring eight times ... Tied for sixth in the NBA in three-point field goal makes per game (2.4), ranked seventh in 3FG attempts per game (6.1) and tied for 27th in three-point field goal percentage (.390) ... DNP-CD twice ... Missed eight of nine games from 2/23-3/11 while recovering from arthroscopic surgery on his left knee to repair a torn lateral meniscus suffered at San Antonio on 2/20 ... Served a 10-game NBA suspension from 12/18-1/8 ... **2005-06 (New Orleans)**



Oklahoma City: Averaged 7.7 points, 2.0 rebounds and 1.1 assists in 55 games ... Led team in scoring three times and in rebounds and assists once each ... Scored 10+ points on 21 occasions and had two 20+ point nights ... Had one double-double ... Started first 24 games of the season (25 total starts) and averaged 12.5 points, 3.3 rebounds and 2.0 assists ... Spent seven games on the Inactive List, four between 11/15 and 11/19 with a sprained left ankle ... DNP-CD 20 times ... **2004-05 (New Orleans):** Named the got milk? Western Conference Rookie of the Month for January after averaging 8.4 points, 2.2 rebounds and 2.2 assists in 16 games, in February after averaging 14.6 points, 2.3 assists and 1.8 rebounds in 12 games, and in March after averaging 16.4 points, 2.8 rebounds and 2.2 assists in 14 games ... Finished fifth in scoring, third in three-point field goals made, second in three-point field goals attempted and ninth in three-point percentage among rookies (tops in scoring among Western Conference rookies) ... Led or tied for the team lead in scoring 17 times and in assists four times ... Scored in double figures 33 times and scored 20 or more 12 times ... Averaged 17.4 points and 2.7 assists over the last 23 games of the season ... Finished third in the 2005 Sprite Rising Stars Slam Dunk Contest at All-Star Weekend ... Missed the game 11/26 at Phoenix due to personal reasons ... DNP-CD five times.

18 points (4-10 3FG), five rebounds and a playoff career-high-tying six assists in Game 5 of the Western Semis vs. Dallas on 5/13 ... **2008 (Denver):** Played in all four games against the Lakers ... Averaged 18.3 points (third-best on the team) in 27.0 minutes ... Scored a career-playoff-high 28 points in Game 4 ... **2007:** Appeared in four of Denver's five playoff games vs. San Antonio, averaging 4.5 points and 2.3 rebounds in 11.8 minutes.

CAREER TRANSACTIONS

Selected out of high school by New Orleans Hornets in first round (18th pick overall) in 2004 NBA Draft ... Traded by New Orleans/Oklahoma City along with P.J. Brown to Chicago in exchange for Tyson Chandler (7/14/06) ... Traded by Chicago to Denver in exchange for Howard Easley and two future second-round draft picks (7/20/06) ... Re-signed by Denver (8/22/08).

PERSONAL

Son of Ida and Earl Smith ... Has three brothers and two sisters ... Has a daughter named Demi ... Also played football and baseball in high school ... Favorite sport other than basketball is football ... Favorite team is the Dallas Cowboys ... Grew up admiring Michael Jordan ... Favorite food is baked ziti ... Enjoys playing video games – especially Madden and NCAA College Football ... Favorite movie is "Love & Basketball" ... Lists being named MVP of the McDonald's High School All-American game in 2004 as his greatest sports achievement ... Favorite musical artist is Jay-Z ... While playing in New Orleans, funded two adult literacy scholarships through HANO and was on hand for the ribbon-cutting of the Pecan Grove Resource Center ... Funded a Kids Café site with his proceeds from the Slam Dunk Contest ... Started the J.R. Smith Foundation, which helps kids get accepted into St. Benedict's Prep and assisted victims of Hurricane Katrina ... Purchased tickets to every home game for underprivileged families the past three seasons.

PLAYOFFS

Has appeared in 30 career playoff games, all with Denver ... **2010 (Denver):** Played in all six games against Utah in the first round, averaging 11.2 points and 3.8 rebounds in 26.5 minutes ... Scored 20 points (4-10 3FG) and grabbed six rebounds in Game 1 ... Finished with 10 points and set playoff career-highs with seven rebounds and 34 minutes in Game 4 ... Scored 17 points (5-9 FG, 4-5 3FG) in Game 5 ... **2009 (Denver):** Helped lead the Nuggets to the Western Conference Finals (WCF), averaging 14.9 points, 3.3 rebounds and 2.8 assists in 27.2 minutes in 16 games (all as a reserve) ... Scored 24 points during Game 6 of the WCF vs. L.A. Lakers on 5/29 ... Totaled 24 points (4-9 3FG), four assists and two steals in Game 4 of the WCF vs. L.A. Lakers on 5/25 ... Averaged 16.6 points in six games against Dallas during the Western Conference Semifinals ... Finished with

CAREER STATISTICS

NBA REGULAR SEASON

YEAR/TEAM	GP	-Field Goals-				-Free Throws-			-Rebounds-				-Averages-								
		MIN	FGM	FGA	PCT	FTM	FTA	PCT	OFF	DEF	TOT	AST	PF	DQ	STL	TO	BS	PTS	RPG	APG	PPG
04-05 \ NO	76	1859	295	748	.394	111	161	.689	39	113	152	142	135	0	55	109	11	782	2.0	1.9	10.3
05-06 \ NO/OKC	55	989	144	366	.393	83	101	.822	19	91	110	58	90	0	37	54	4	423	2.0	1.1	7.7
06-07 \ DEN	63	1471	284	644	.441	102	126	.810	30	113	143	91	147	1	49	85	9	819	2.3	1.4	13.0
07-08 \ DEN	74	1421	311	674	.461	128	178	.719	43	109	152	128	144	0	62	112	12	907	2.1	1.7	12.3
08-09 \ DEN	81	2245	424	950	.446	205	272	.754	43	254	297	227	190	1	78	150	14	1233	3.7	2.8	15.2
09-10 \ DEN	75	2076	428	1033	.414	142	201	.706	28	206	234	183	174	1	99	139	20	1156	3.1	2.4	15.4
TOTALS	424	10062	1886	4415	.427	771	1039	.742	202	886	1088	829	880	3	380	649	70	5320	2.6	2.0	12.5
DEN TOTALS	293	7214	1447	3301	.438	577	777	.743	144	682	826	629	655	3	288	486	55	4115	2.8	2.1	14.0
Three-Point Field Goals: '04-05, 81-281 (.288); '05-06, 52-140 (.371); '06-07, 149-382 (.390); '07-08, 157-390 (.403); '08-09, 180-453 (.397); '09-10, 158-467 (.338). Totals: 777-2113 (.368).																					
Three-Point Field Goals with Denver: '06-07, 149-382 (.390); '07-08, 157-390 (.403); '08-09, 180-453 (.397); '09-10, 158-467 (.338). Totals: 644-1692 (.381).																					


NBA PLAYOFFS

YEAR/TEAM	GP	-Field Goals-				-Free Throws-			-Rebounds-				-Averages-								
		MIN	FGM	FGA	PCT	FTM	FTA	PCT	OFF	DEF	TOT	AST	PF	DQ	STL	TO	BS	PTS	RPG	APG	PPG
2007 \ DEN	4	47	6	22	.273	6	6	1.000	1	8	9	2	6	0	4	3	1	18	2.3	0.5	4.5
2008 \ DEN	4	108	23	43	.535	20	24	.833	1	6	7	12	1	4	5	0	73	1.8	1.8	18.3	
2009 \ DEN	16	435	88	194	.454	25	46	.543	11	42	53	45	51	0	17	26	4	239	3.3	2.8	14.9
2010 \ DEN	6	159	21	57	.368	14	16	.875	5	18	23	10	17	0	4	6	2	67	3.8	1.7	11.2
TOTALS	30	749	138	316	.437	65	92	.707	18	74	92	64	86	1	29	40	7	397	3.1	2.1	13.2
Three-Point Field Goals: 2007, 0-12 (.000); 2008, 7-22 (.318); 2009, 38-106 (.358); 2010, 11-31 (.355). Totals: 59-171 (.327).																					

SEE PAGE 17 FOR CAREER-HIGH INFORMATION

23

SHELDEN WILLIAMS



SHELDEN WILLIAMS

POSITION: FORWARD/CENTER
HEIGHT/WEIGHT: 6'9"/250
DATE OF BIRTH: 10/21/83 (OKLAHOMA CITY, OK)
COLLEGE: DUKE UNIVERSITY
PRO EXPERIENCE: 4 YEARS

2009-10

PPG: 3.7 **RPG: 2.7** **BPG: 0.39** **MPG: 11.1**
10+PTS: 6 **10+REBS: 1** **10/10: 1**

Averaged 3.7 points and 2.7 rebounds in 11.1 minutes per game with the Boston Celtics ... Scored 10-plus points six times ... Recorded one double-double ... Led C's in rebounding twice and in blocks three times ... Played his 200th career game against Atlanta on 11/13 ... Logged his 3,000th career minute at New York on 11/22 ... Scored his 1,000th career point at Phoenix on 12/30 ... Tied a career-high with three blocks against Milwaukee on 4/14 ... Scored a season-high 14 points at Phoenix on 12/30.

CAREER

NBA: Has scored 10+ points 34 times and 20+ points twice during his career ... Has grabbed 10+ rebounds on 19 occasions, 13 of which were a part of a double-double ... **2008-09 (Sacramento then Minnesota):** Averaged 4.1 points and 3.4 rebounds in 11.4 minutes per game between the Timberwolves and the Kings ... Averaged 4.9 points and 5.0 rebounds in 13.8 minutes per game after being acquired by Minnesota ... Appeared in 15 games for the Timberwolves ... Averaged 3.7 points and 2.6 rebounds per game for Sacramento in 30 games ... Recorded double-figures in points in six games ... Notched two double-doubles on the season (both after trade to Minnesota) ... Recorded a season-high 15 points at Dallas on 2/10 ... Pulled down a season-high 12 rebounds vs. Denver on 4/5 ... Recorded 14 points and 11 boards in 18 minutes vs. the L.A. Lakers on 3/6 ... **2007-08 (Atlanta then Sacramento):** Averaged 4.0 points (.434 FG%, .676 FT%), 3.2 rebounds and 16.1 minutes in 64 games between Sacramento and Atlanta ... Posted 5.2 points, 3.5 rebounds and 12.9 minutes in 28 games off the bench for the Kings ... Scored in double-figures four times ... Recorded two double-doubles ... Shot .500 or better in 23 games ... Led the Kings in rebounding on four occasions ... Scored a season-high-tying 12 points to complement seven rebounds and one block in just 11 minutes at Orlando on 12/10 ... Registered 10 points and 10 rebounds vs. Indiana on 12/26 ... Dished a career-high three assists on two occasions (vs. Toronto on 12/11 and vs. San Antonio on 4/14) ... Matched a season-high with 12 points vs. L.A. Lakers on 4/6 ... Equalled a season-best 12 points and logged season-highs of 11 rebounds, three steals and 36 minutes at L.A. Lakers on 4/15 ... DNP-CD in 16 contests ... **2006-07 (Atlanta):** Posted 5.5 points, 5.4 rebounds and 18.7 minutes per game in a

team-high 81 games as a rookie ... Received the organizations Bob Pettit Award, given annually to a Hawks player who exemplifies hustle ... Played in the first 47 games of his career before missing one contest due to the flu (2/7 at New Jersey) ... Named the NBA's Eastern Conference Rookie of the Month for April 2007, tallying 11.6 points, 10.6 rebounds, 1.1 assists, 1.80 steals and 0.90 blocks in 30.4 minutes per game ... Ranked first among NBA rookies with eight double-doubles, fifth in offensive rebounding (1.6 opprg), seventh in field goal percentage (.447), 10th in steals and blocks per game and 19th in scoring ... Averaged 7.9 points, 7.5 rebounds, 0.90 steals and 0.80 blocks in 31 games as a starter ... Hauled in 15 rebounds vs. Milwaukee on 11/14 ... Swatted a career-high-tying three shots vs. Charlotte on 11/19 ... Recorded first career double-double with 20 points and 13 rebounds at Detroit on 11/22 ... Collected a career-high four steals at Denver on 12/6 ... Pulled down a career-high eight offensive rebounds (15 total) at Detroit on 12/23 ... Tallied career-highs with 17 rebounds and 41 minutes played at Milwaukee on 4/16, encoring the following night in Atlanta's season finale with a career-best 21 points to go along with 10 rebounds, two assists, two steals and two blocks vs. Indiana on 4/17.

PLAYOFFS

Has appeared in eight career playoff games, all with Boston ... **2010 (Boston):** Appeared in eight games during the Celtics run to the 2010 NBA Finals, averaging 1.6 points and 1.6 rebounds in 7.1 minutes per game ... Made two NBA Finals appearances against the L.A. Lakers, posting 2.0 rebounds in 9.0 minutes per outing in Games 2 and 6 ... Played in two games against Orlando in the Eastern Conference Finals, averaging 5.0 minutes per game ... Averaged 3.0 points in 3.7 minutes per game in three appearances against Cleveland in the Eastern Conference Semifinals ... Scored a playoff career-high five points in Game 5 vs. Cleveland on 5/11 ... Played in one game in the first round series against Miami, tallying two points and a playoff career-high six rebounds in 18 minutes in Game 2 vs. Miami on 4/20

CAREER TRANSACTIONS

Drafted by the Atlanta Hawks in the first round (5th overall) of the 2006 NBA Draft ... Traded by Atlanta along with Anthony Johnson, Tyrone Lue, Lorenzen Wright and a 2008 second round draft pick to Sacramento in exchange for Mike Bibby (2/16/08) ... Traded by Sacramento along with Bobby Brown to Minnesota in exchange for Rashad McCants and Calvin Booth (2/19/09) ... Signed as a free agent by Boston (8/8/09) ... Signed as a free agent by Denver (7/15/10).

SHELDEN WILLIAMS -



COLLEGE

Averaged 13.8 points, 9.1 rebounds, 1.17 steals and 3.13 blocks in 139 career games (started 128) at Duke ... Third player in NCAA history to record at least 1,500 points (1,905), 1,000 rebounds (1,262), 350 blocks (422) and 150 steals (161), joining David Robinson and Pervis Ellison with that distinction ... Ranks first all-time in Duke annals in rebounding (seventh in ACC history) ... Named ACC and NABC Defensive Player of the Year as a junior (2004-05) and a senior (2005-06), becoming only the fifth player to win the awards in consecutive seasons ... Also voted to the All-ACC and All-ACC Tournament First Teams in 2005 and 2006 ... Holds the Blue Devil records for career blocks (17th in NCAA history) and blocks in a single-season (137 in 2005-06) ... Ranks fifth in school history in FG% (.573) and 18th in scoring ... Earned Associated Press and John R. Wooden First-Team All-America honors as a senior after averaging 18.7 points (.584 FG, .740 FT), 10.6 rebounds, 1.1 assists, 1.71 steals and 3.80 records in starting all 35 games he played ... Corralled a career-best 19 rebounds vs. Virginia Tech (12/4/05) ... Recorded the third triple-double in school history with 19 points, 11 rebounds and 10 blocks vs. Maryland (1/12/06) ... Posted 15.5 points, 11.2 rebounds, 1.27 steals and 3.70 blocks in 33 starts as a junior, ranking first in the conference in rebounding and blocks and second in FG Pct ... Became the first player coached by Mike Krzyzewski to average a double-double ... Helped guide Duke to the 2004 NCAA Final Four as a sophomore, earning All-ACC Second Team, ACC All-Defensive Team, ACC All-Tournament Team, NCAA All-Atlanta Regional and AP All-American Honorable Mention accolades ... Voted by the NABC and USBWA to All District 5 and All-District 3 First Teams ... Led the conference and tied ninth

nationally in blocked shots (3.00 bpg) ... Averaged 11.8 points and a team-leading 8.6 rebounds in the NCAA Tournament ... Started all 23 games as a freshman averaging 8.2 points, 5.9 rebounds and 1.58 blocks, finishing fourth in the ACC in blocks, 10th in rebounding and fifth in double-doubles (six).

PERSONAL

Full name is Shelden DeMar Williams ... Nickname is "The Landlord" ... Son of Bob and Jeannette Williams ... Father played basketball at Oklahoma Christian University ... Brother Quincy enjoyed a four-year basketball career at North Texas (2004-05 - 2007-08) ... Married to WNBA and LA Sparks star Candace Parker ... Majored in sociology with a markets and management studies certificate at Duke ... Became the 12th player in Duke history to receive the honor when his #23 jersey was hung from the rafters during a halftime ceremony at Cameron Indoor Stadium on January 28, 2007 vs. Boston College ... Member of the National Honor Society and Fellowship of Christian Athletes while attending Midwest City High School (Forest Park, OK) ... Visited with Garden Valley Elementary School students in Sacramento as part of the Teacher of the Year program, speaking to children about the importance of staying in school and valuing education ... Joined Kings teammates for the team's annual Cesar Chavez Day of Giving, helping refurbish the Centers for Fathers and Families ... Grew up an avid fisherman ... Lists hip-hop (Jay-Z) and R&B as his music of choice ... Favorite actors include Denzel Washington, Sanaa Lathan and Halle Berry ... A fan of the University of Oklahoma and the Dallas Cowboys ... Favorite TV shows are "The Family Guy" and "My Wife and Kids" ... Shoe size 15 (Nike).

CAREER STATISTICS

NBA REGULAR SEASON

YEAR/TEAM	GP	-Field Goals-				-Free Throws-			-Rebounds-							-Averages-					
		MIN	FGM	FGA	PCT	FTM	FTA	PCT	OFF	DEF	TOT	AST	PF	DQ	STL	TO	BS	PTS	RPG	APG	PPG
06-07 \ ATL	81	1514	166	365	455	110	144	764	131	304	435	44	199	1	52	96	39	444	5.4	0.5	5.5
07-08 \ ATL-SAC	64	776	92	212	434	71	105	676	68	137	205	19	110	0	22	35	21	255	3.2	0.3	4.0
08-09 \ SAC-MIN	45	513	70	157	446	46	63	730	49	104	153	12	64	0	22	34	18	186	3.4	0.3	4.1
09-10 \ BOS	54	597	63	121	521	75	98	765	47	99	146	21	85	0	13	30	21	201	2.7	0.4	3.7
TOTALS	244	3400	391	855	457	302	410	737	295	644	939	96	458	1	109	195	99	1086	3.8	0.4	4.5

Three-Point Field Goals: '06-07, 2-4 (.500); '07-08, 0-2 (.000); '08-09, 0-2 (.000); '09-10, 0-1 (.000). Totals: 2-9 (.222).

NBA PLAYOFFS

YEAR/TEAM	GP	-Field Goals-				-Free Throws-			-Rebounds-							-Averages-					
		MIN	FGM	FGA	PCT	FTM	FTA	PCT	OFF	DEF	TOT	AST	PF	DQ	STL	TO	BS	PTS	RPG	APG	PPG
2010 \ BOS	8	57	4	9	444	5	6	833	2	11	13	0	8	0	1	6	0	13	1.6	0.0	1.6
TOTALS	8	57	4	9	444	5	6	833	2	11	13	0	8	0	1	6	0	13	1.6	0.0	1.6

Three-Point Field Goals: 2010, 0-0 (.000).

SEE PAGE 17 FOR CAREER-HIGH INFORMATION.




#10 ERIC BOATENG

Position - Center **Height** - 6'10" **Weight** - 257 **Birthdate** - 11/20/85
College - Arizona State **NBA Experience** - R

Professional Experience: Averaged 3.6 points and 3.2 rebounds in five games for the New York Knicks' entrant in the 2010 NBA Summer League in Las Vegas ... Not drafted by an NBA franchise ... **College:** Played three seasons at Arizona State University, averaging 4.9 points, 4.0 rebounds and 0.44 blocks over 15.7 minutes in 98 games (34 starts) ... Averaged 8.8 points on .665 shooting, 7.2 rebounds, 0.9 assists and 0.79 blocks over 27.1 minutes in 33 games as a senior ... Played freshman season (2005-06) at Duke University before transferring to ASU ... Was member of Duke squad that won ACC regular season title, ACC Tournament and then advanced to the Sweet

Sixteen ... Played in 20 regular-season games and saw action in six ACC regular-season games, two ACC tournament games and two NCAA Tournament games ... **High School:** Three-year letterman at St. Andrew's High School in Middletown, Del. ... Averaged 19.6 points, 13.6 rebounds and 4.60 blocks in high school career ... Played in 2005 Jordan Classic and was the first McDonald's All-American in Delaware prep history ... **Personal:** Born in London, England.



#9 SHANE EDWARDS

Position - Forward **Height** - 6'7" **Weight** - 220 **Birthdate** - 5/31/87
College - Arkansas-Little Rock **NBA Experience** - R

Professional Experience: Was a member of the Nuggets 2010 NBA Summer League squad in Las Vegas, where he averaged 10.8 points, 4.2 rebounds and 2.00 steals in 24.1 minutes per game during his five appearances (all starts) ... Appeared in 39 games (25 starts) for the Albuquerque Thunderbirds of the NBA Development League in 2009-10, registering 12.7 points and 5.3 rebounds in 25.8 minutes ... Not drafted by an NBA franchise ... **College:** Played two seasons at the University of Arkansas-Little Rock, averaging 9.0 points and 4.7 rebounds in 62 appearances ... Began his college career at Northeastern Junior College in Sterling, Colo. where he earned

NJCAA First Team All-Region IX honors as a sophomore.

CAREER STATISTICS

NBA DEVELOPMENT LEAGUE

YEAR/TEAM	GP	MIN	-Field Goals-			-Free Throws-			-Rebounds-			-Averages-								
			FGM	FGA	PCT	FTM	FTA	PCT	OFF	DEF	TOT	AST	PF	STL	TO	BS	PTS	RPG	APG	PPG
09-10 \ ABQ	39	1008	188	301	.625	118	164	.720	81	125	206	30	123	29	75	33	494	5.3	0.8	12.7
TOTALS	39	1008	188	301	.625	118	164	.720	81	125	206	30	123	29	75	33	494	5.3	0.8	12.7

Three-Point Field Goals: '09-10, 0-1 (.000).



#34 MELVIN ELY

Position - Forward/Center **Height** - 6'10" **Weight** - 245 **Birthdate** - 5/2/78
College - Fresno State **NBA Experience** - 7

Professional Experience: Holds NBA career averages of 5.8 points, 3.3 rebounds and 16.4 minutes in 343 games (53 starts) with L.A. Clippers, Charlotte, San Antonio, and New Orleans ... 2008-09 (New Orleans): Averaged 3.1 points and 2.1 rebounds in 12.0 minutes over 31 games (four starts) ... In four starts, averaged 5.0 points, 4.0 rebounds and 1.3 assists in 20.8 minutes per game ... Recorded a season-high 11 points and a season-high eight rebounds 2/18 vs. Orlando ... Inactive for 16 games and recorded 34 DNP-CD ... 2007-08 (New Orleans): Averaged 3.9 points and 2.8 rebounds and 11.9 minutes over 52 games (one start) ... Talled a season-best 16 points

off the bench 1/28 vs. Denver, narrowly missing a double-double with nine rebounds ... Recorded 10+ points six times ... Turned in a double-double with 11 points and 11 rebounds 11/21 vs. Indiana ... Suffered a fractured eye socket 12/12 at Denver, missing 12 games ... 2006-07 (Charlotte then San Antonio): Began the season with Charlotte before being traded to San Antonio on 2/13 ... Appeared in 24 games for Charlotte, averaging 2.9 points and 1.6 rebounds in 10.2 minutes ... In six games with San Antonio, averaged 3.2 points and 2.3 rebounds in 10.8 minutes ... Appeared in 30 games over the entire season, averaging 3.0 points and 1.8 rebounds in 10.8 minutes ... Shot .363 (29-80) from the field and .660 (31-47) from the foul line ... Had season-high 13 points at Chicago 12/23 ... Scored in double figures twice ... Posted 13 points and season-high seven rebounds 4/18 vs. Denver ... 2005-06 (Charlotte): Appeared in 57 games with career-best averages of 9.8 points, 4.9 rebounds and 1.3 assists in 23.6 minutes ... Ranked third on the team with 44 blocked shots and .508 field goal percentage ... In 22 starts, averaged 11.5 points and 5.9

PLAYER INFORMATION

TRAINING CAMP INVITEES



MELVIN ELY (CONT.)

rebounds in 28.5 minutes while connecting on .510 from the field ... Reached double-figure scoring 30 times (15 times as a starter) and double-figure rebounding twice ... Posted two doubles-doubles on the season ... Set new career high with 23 points on 2/6 vs. Seattle, when he scored a franchise record 21 points in the first half ... Posted five 20-plus points scoring games ... Missed 22 games due to injury or illness ... 2004-05 (Charlotte): Appeared in 79 games with averages of 7.3 points, 4.1 rebounds and 1.0 assists in 20.9 minutes ... Ranked third on the Bobcats with 69 blocks ... In 17 starts, he averaged 12.9 points, 7.9 rebounds and 1.5 assists in 32.9 minutes ... Reached double-figure scoring 24 times and double-figure rebounding five times ... Posted four double-doubles ... Recorded more points, rebounds and minutes during 2004-05 season than his first two seasons combined ... 2003-04 (L.A. Clippers): Averaged 3.7 points, 2.4 rebounds and 12.1 minutes in 42 games (two starts) ... Recorded eight games with 20-plus minutes and in those games averaged 6.5 points and 5.8 rebounds ... 2002-03 (L.A. Clippers): Averaged 4.5 points, 3.3 rebounds and shot .495 from the field in 15.4 minutes ... Appeared in 52 games (seven starts) ... Began his rookie season on the Injured List with a sprained left foot before making his NBA debut 11/28 vs. New Jersey ... **College:** Averaged 15.7 points, 7.5 rebounds and 2.92 blocks while shooting .577 (789-1,367) from the floor in 124 games over his four-year collegiate career at Fresno State ... Finished his career as the school's all-time leading scorer (1,951 points) and shot-blocker (362 blocks) ... Ranks fourth all-time in the WAC in points and is second all-time in blocked shots ... Named Honorable Mention All-America by the AP as both a junior and senior ... Became the first player since Utah's Keith Van Horn to be named WAC Player of the Year in consecutive years ... **High School:** Earned All-America honors from McDonald's, Parade (First Team), Basketball Times (Second Team) and Basketball Weekly (Second Team) as a high school senior in 1997 ... Was rated the top high school center in the country entering his senior season by Athlon, was rated number two by BlueChip and number five by Dick Vitale.

CAREER STATISTICS

NBA REGULAR SEASON


YEAR/TEAM	GP	-Field Goals-			-Free Throws-			-Rebounds-				-Averages-									
		MIN	FGM	FGA	PCT	FTM	FTA	PCT	OFF	DEF	TOT	AST	PF	DQ	STL	TO	BS	PTS	RPG	APG	PPG
02-03 \ LAC	52	802	92	186	495	52	74	703	64	110	174	15	95	0	10	50	32	236	3.3	0.3	4.5
03-04 \ LAC	42	510	66	153	431	25	42	595	48	53	101	22	68	0	9	20	17	157	2.4	0.5	3.7
04-05 \ CHA	79	1649	227	526	432	122	212	575	142	184	326	76	199	1	32	115	69	576	4.1	1.0	7.3
05-06 \ CHA	57	1348	216	425	508	128	192	667	94	183	277	76	160	1	29	100	44	560	4.9	1.3	9.8
06-07 \ CHA-SA	30	309	29	80	363	31	47	660	15	38	53	18	51	0	6	28	8	89	1.8	0.6	3.0
07-08 \ NO	52	621	85	180	472	32	58	552	28	117	145	22	79	0	7	42	18	202	2.8	0.4	3.9
08-09 \ NO	31	373	37	95	389	23	36	639	30	34	64	18	58	0	2	23	9	97	2.1	0.6	3.1
TOTALS	343	5611	752	1645	457	413	661	625	421	719	1140	247	710	2	95	378	197	1917	3.3	0.7	5.6

Three-Point Field Goals: '02-03, 0-0; '03-04, 0-1 (.000); '04-05, 0-0; '05-06, 0-2 (.000); '06-07, 0-0; '07-08, 0-0; '08-09, 0-0. **Totals:** 0-3 (.000).

NBA PLAYOFFS

YEAR/TEAM	GP	-Field Goals-			-Free Throws-			-Rebounds-				-Averages-									
		MIN	FGM	FGA	PCT	FTM	FTA	PCT	OFF	DEF	TOT	AST	PF	DQ	STL	TO	BS	PTS	RPG	APG	PPG
2008 \ NO	7	59	4	15	267	7	10	.700	5	6	11	1	13	0	0	4	0	15	1.6	0.1	2.1
TOTALS	7	59	4	15	267	7	10	.700	5	6	11	1	13	0	0	4	0	15	1.6	0.1	2.1

Three-Point Field Goals: 2008, 0-0.



#0 GARY FORBES

Position - Forward **Height** - 6'7" **Weight** - 220 **Birthdate** - 2/25/85
College - Massachusetts **NBA Experience** - R

Professional Experience: Appeared in four games with the Houston Rockets' entrant in the 2010 NBA Summer League in Las Vegas, averaging 3.8 points and 3.0 rebounds in 10.4 minutes per game ... Was the fourth overall pick in the 2008 NBA D-League Draft by the Sioux Falls Skyforce ... Averaged 17.4 points (.490, 328-670 FG), 5.3 rebounds and 3.2 assists in 52 total games (33 starts) with the Sioux Falls Skyforce (22 games) and Tulsa 66ers (30 games) in 2008-09 ... Acquired by Tulsa from Sioux Falls on Jan. 20, 2009 ... Was a member of the NBA D-League Select Team that played in the 2009 NBA Summer League ... **International Experience:** Born in

Colón, Panama, averaged 17.8 points as a member of the Panama National Team in the FIBA Americas Championship 2007 ... Saw action in the Philippine Basketball Association (2009) and with Ironi Ramat-Gan from the Israeli Basketball Super League (2009-10) ... **College:** Began his collegiate career at Virginia before transferring to the University of Massachusetts ... In only two seasons at UMass, finished 28th all-time in scoring (1,128 total, 16.3 ppg), joining Julius Erving as the only players in school

GARY FORBES (CONT.)


history to score 1,000 points in two campaigns ... As a senior, earned Atlantic 10 Player of the Year and All-Atlantic 10 First Team ... His 698 points (19.4 ppg) in 2007-08 stood as the second best, single-season mark in UMass history behind Erving (727) ... Also finished second in the A-10 in scoring (20.3 ppg in conf. play) ... Named to the postseason NIT All-Tournament Team ... Honored by numerous publications as Atlantic 10 Newcomer/Transfer of the Year as a junior in 2006-07 ... Due to NCAA transfer rules, he was forced to sit out the 2005-06 season ... In his final season at Virginia (2004-05), averaged 9.4 points and 4.1 rebounds in 22.4 minutes per game as a sophomore ... Played in all 31 games (17 starts) in 2003-04, averaging 7.6 points for Virginia ... Ranked third among ACC freshmen in rebounding (4.0 rpg) and blocked shots (0.8 bpg).

CAREER STATISTICS

NBA DEVELOPMENT LEAGUE

YEARTEAM	GP	-Field Goals-			-Free Throws-			-Rebounds-					-Averages-							
		MIN	FGM	FGA	PCT	FTM	FTA	PCT	OFF	DEF	TOT	AST	PF	STL	TO	BS	PTS	RPG	APG	PPG
08-09\SF-TUL	52	1587	328	670	.490	183	244	.750	74	201	275	165	138	23	155	50	904	5.3	2.4	17.4
TOTALS	52	1587	328	670	.490	183	244	.750	74	201	275	165	138	23	155	50	904	5.3	2.4	17.4

Three-Point Field Goals: '08-09, 65-168 (.387).



#43 COURTNEY SIMS

Position - Center **Height** - 6'11" **Weight** - 245 **Birthdate** - 10/21/83
College - Michigan **NBA Experience** - 2

Professional Experience: Appeared in five games (all starts) with the Los Angeles Lakers' entrant in the 2010 NBA Summer League in Las Vegas, averaging 8.6 points and 5.8 rebounds in 25.2 minutes per game ... 2009-10: Spent the 2009 preseason with the Atlanta Hawks and then traveled to Europe to play with CSKA Moscow, where he played one game ... Joined the Iowa Energy of the NBA Development League in Jan. 2010 and saw action in 14 games, averaging 12.4 points, 6.6 rebounds and 1.0 blocked shot per game ... Departed Iowa in late Feb. to join the Capitanes de Arecibo in Puerto Rico, where he averaged 14.0 points, 8.3 rebounds and 0.50

blocked shots in 22.3 minutes in his eight appearances ... He then ended the season in Belgium with the TEC Spiro Charleroi, where he averaged 8.2 points, 5.8 rebounds and 0.60 blocked shots in 17.6 minutes per game over 14 games ... 2008-09: Appeared in the 2008 NBA Summer League with the Toronto Raptors, and attended the 2008 training camp of the New Orleans Hornets ... Saw time in 32 D-League games with the Iowa Energy, averaging 22.8 points, 11.0 rebounds and 2.00 blocked shots ... Received an NBA Call-Up twice during the 2008-09 season, appearing in one game each with the Phoenix Suns and New York Knicks respectively ... In his lone appearance with the Knicks, he posted six points and four rebounds in 11 minutes off the bench ... He was named the Co-MVP of the 2009 NBA D-League All-Star game in Phoenix, AZ, tallying 15 points, eight rebounds and four blocks ... 2007-08: Joined the Iowa Energy in Feb. 2008, after being released by the Indiana Pacers ... Sims saw time in 16 games with the Energy, averaging 15.6 points and 6.4 rebounds per game ... Appeared in three games with Indiana as a rookie, averaging 3.7 minutes per game ... Not drafted by an NBA franchise ... **College:** Appeared in 35 games as a senior at the University of Michigan in 2006-07, averaging 11.5 points, 6.2 rebounds and 1.3 blocks ... Posted 10.9 points, 5.7 rebounds and 1.4 blocks in 33 games his junior season ... In 2004-05, he played in 31 games as a sophomore and totaled 9.8 points, 5.2 rebounds, 1.6 assists and 1.7 blocks ... In his first season at Michigan, he averaged 7.7 points, 4.7 rebounds and 1.7 assists in his 34 appearances.

CAREER STATISTICS

NBA REGULAR SEASON

YEARTEAM	GP	-Field Goals-			-Free Throws-			-Rebounds-					-Averages-								
		MIN	FGM	FGA	PCT	FTM	FTA	PCT	OFF	DEF	TOT	AST	PF	DQ	STL	TO	BS	PTS	RPG	APG	PPG
07-08\IND	3	11	0	1	.000	0	0	---	1	1	2	1	2	0	0	0	0	0	0.7	0.3	0.0
08-09\PHX-NY	2	13	3	6	.500	0	0	---	2	2	4	0	1	0	0	1	0	6	2.0	0.0	3.0
TOTALS	5	24	3	7	.429	0	0	---	3	3	6	1	3	0	0	1	0	6	1.2	0.2	1.2

Three-Point Field Goals: '07-08, 0-0; '08-09, 0-0. **Totals:** 0-0.

NBA DEVELOPMENT LEAGUE

YEARTEAM	GP	-Field Goals-			-Free Throws-			-Rebounds-					-Averages-							
		MIN	FGM	FGA	PCT	FTM	FTA	PCT	OFF	DEF	TOT	AST	PF	STL	TO	BS	PTS	RPG	APG	PPG
07-08\IWA	16	350	101	156	.647	47	66	.712	48	55	103	13	47	6	35	13	249	6.4	0.8	15.6
08-09\IWA	32	1240	277	458	.605	173	230	.752	110	242	352	49	106	18	83	65	728	11.0	1.5	22.8
09-10\IWA	14	277	57	114	.500	56	80	.700	32	61	93	8	43	5	22	14	173	6.6	0.6	12.4
TOTALS	62	1867	435	728	.598	276	376	.734	190	358	548	70	196	29	140	92	1150	8.8	1.1	18.5

Three-Point Field Goals: '07-08, 0-1 (.000); '08-09, 1-2 (.500); '09-10, 3-9 (.333). **Totals:** 4-12 (.333).



DENVER NUGGETS
DENVER NUGGETS

DENVER

DENVER

NUGGETS

NUGGETS

NUGGETS

NUGGETS

NUGGETS

MEDIA INFORMATION



LOGO HISTORY & MEDIA INFORMATION



"THE RINGSBY ROCKETS"
1967-68 THROUGH 1970-71



"ROCKY ROCKET"
1971-72 THROUGH 1973-74



"MAXI MINER"
1974-75 THROUGH 1981-82



"DENVER SKYLINE"
1982-83 THROUGH 1992-93



"SNOW CAPPED MOUNTAIN PEAK"
1993-94 - PRESENT

MEDIA INFORMATION

Welcome to the 2010-11 season, the Nuggets 11th at Pepsi Center. This is the Nuggets 36th season in the NBA and 44th season in Denver - we continue to strive to provide the media with a professional atmosphere to cover our games. For your benefit, please read through the following guidelines and please contact us at (303) 405-1100 if there is any way we can assist you in your coverage of the Nuggets this season.

PEPSI CENTER

Pepsi Center is located just off Interstate 25 at the Speer (South) or Auraria Parkway exits. The mailing address is: 1000 Chopper Circle, Denver, Colo. 80204. Pepsi Center is approximately 35 minutes from Denver International Airport.

PRESS CREDENTIALS

Application for all credentials must be made through the Nuggets Media Relations Office. Requests for single game media credentials must be made at least 24 hours in advance and on Fridays for Sunday games. **NO DAY OF GAME CREDENTIAL REQUESTS WILL BE HONORED, WITH NO EXCEPTIONS.** Radio stations, television stations, magazines and weekly newspapers will be accommodated on a game-by-game, space-available basis. When applying for the first time, requests from magazines and weekly newspapers must be in writing on company letterhead and must include copies of the publications (if applicable). Those with season credentials who will cover specific games must call the Nuggets Media Relations Office to arrange for seating. Credentials must be visible to security staff at all times. The Nuggets reserve the right to revoke credentials at any time for any reason.

PRESS SEATING

Press seating at Pepsi Center is located in the following areas: courtside, above the vomitory between sections 130 and 132, at the top of section 130 and in the press box. A media-dedicated elevator can be accessed across from the doors to the Nuggets locker room. TV broadcasters will be seated courtside. Beat writers and visiting media will be seated above the vomitory. The home and away radio broadcast positions are located in section 202/260 and can be accessed via the club level. There will be a Nuggets media relations representative on hand to assist radio broadcasters at this position. Wireless internet is available throughout the arena.

PRESS PARKING

Press parking will be in Lot E on the East side of Pepsi Center. From Speer, enter Pepsi Center at Chopper Circle. Lot E will be the first lot on your right. From Auraria Parkway, enter Pepsi Center at 9th Street. Follow the circular drive to the right and proceed to the East side of the arena. Turn left just past the Valet Lot. Lot E will be on your right.

PRESS ENTRANCE

The press entrance is on the East side of the arena. From Lot E, walk straight towards the arena through the Valet Lot. There is a set of green doors adjacent to the loading docks. The green doors are located between the main East entrance (large glass structure) and the loading docks, although they are closer to the docks. Media Will Call will be set up inside the press entrance. This is also the entrance for practices.

PRESS DINING ROOM

The press dining room is located in the press lounge. Food and beverages will be available to the working media two hours prior to the game through tip-off. The dining room is open for soft drinks at halftime.

WORKING PRESS ROOM

The working press room is located at court level on the West side of the arena. The working press room is equipped with telephones, wireless internet, electrical outlets, a stats monitor and a television for media use only. We must limit access to the working press room to media members filing stories. It is impossible to accommodate family, friends and guests. The Nuggets will rely on media members to maintain a courteous, professional atmosphere in the working press room. Wireless internet is available.

PHOTOGRAPHERS

Credentialed photographers may shoot from the baselines of the Pepsi Center floor in designated areas only. Photographers may not block courtside signage at any time. Free-lance photographers will not be granted credentials unless they are on specific assignment from a magazine or newspaper and there is space available. The Nuggets require a letter of request from an editor to verify any credential applications by free lancers. The Nuggets ask that photographers please be considerate of season ticket holders behind them.

STATISTICAL SERVICES

Game notes and other pertinent statistical information will be in the working press room 90 minutes before tipoff. Play-by-play, quarter, halftime and final boxscore sheets will be distributed in all press areas. Out of town scores will be delivered to broadcast crews on press row and will be displayed on scoreboards. Quote sheets will be available as soon as possible following the game in the press room.

INTERVIEWS

The visiting team's head coach will generally conduct post-game interviews outside the visitors locker room or in the visiting locker room's coaches lounge. Nuggets head coach George Karl will be available following a 10-minute cooling off period in the press lounge. Interviews with players are possible up to 45 minutes prior to the game and the locker room will be open 15 minutes after the game. Again the Nuggets will rely on the media to maintain a courteous, professional atmosphere in the locker rooms at all times. **NO AUTOGRAPHS ARE ALLOWED DURING INTERVIEW PERIODS.** Failure to comply with these rules may result in the forfeiture of your credential.

PRACTICE/SHOOTAROUNDS

Nuggets practices this season will generally begin at 11 a.m. at the team's Practice Facility within Pepsi Center. Shootarounds on gamedays will be at 10 a.m. Please contact the Nuggets Media Relations Office to arrange for any interview requiring one-on-one access. Media can call the Nuggets information hotline for up-to-date practice times and other information. **The information hotline number is 720-931-2057.**

CELL PHONES

Cell phone use is prohibited in locker rooms.

MEDIA INFORMATION

ALTITUDE INFORMATION



JIM MARTIN
PRESIDENT AND CHIEF
EXECUTIVE OFFICER



MATT HUTCHINGS
EXECUTIVE VICE PRESIDENT
AND CHIEF OPERATING OFFICER

ALTITUDE TV

The television home of the Denver Nuggets is Altitude Sports & Entertainment. Owned by Kroenke Sports Enterprises, Altitude is seen in more than 3.1 million homes in a 10-state territory. In addition to the Nuggets, Altitude also serves as the television home of the Colorado Avalanche, the Big Sky Conference, the Rocky Mountain Athletic Conference, ESPN Syndication (including Big 12 Conference and Western Athletic Conference events), as well as other local and regional sports, entertainment and public service programming. A full list of Altitude programming and other information can be found at www.altitude.tv.

EXECUTIVE STAFF

- Jim Martin President & Chief Executive Officer
- Matt Hutchings Executive Vice President & Chief Operating Officer
- Bruce Glazer Executive Vice President & Chief Financial Officer
- Tom Philand Senior Vice President - Advertising Sales & Marketing
- Shelly Harper Senior Vice President - Programming & Production
- Phillip Mallios Senior Vice President - Affiliate Sales & Marketing
- David Zur Senior Vice President - Operations & Engineering
- Ben Boylan Vice President & General Sales Manager – Advertising Sales
- Scott Bay Senior Producer / Director – Denver Nuggets
- Doug Menzies Senior Producer / Director – Colorado Avalanche
- Billi Henderson Vice President - Altitude Video Services & Senior Director of KSE Broadcast Services
- Jason Kosmicki Executive Producer, Altitude Radio Network

ALTITUDE RADIO NETWORK

Mile High Sports Radio is the Nuggets' flagship station, with games airing on AM 950 in partnership with Lincoln Financial Media. Select Nuggets games will air on AM 1510/FM 93.7 throughout the season. Mile High Sports Radio is also the radio home of the Colorado Avalanche (AM 950), and Air Force Falcons Football (AM 1510/FM 93.7), as well as select NFL and NCAA broadcasts (AM 1510/FM 93.7, AM 1600, and FM 104.3). Mile High Sports Radio provides local and national sports talk content on AM 1510 across the Colorado Front Range, on FM 93.7 in the Denver metro area, and worldwide at www.milehighsports.com.

2010-11 ALTITUDE RADIO NETWORK AFFILIATES

KRWZ	AM 950	Denver, CO	KIUP	AM 930	Durango, CO
KBFS	AM 1450	Bell Fourche, SD	KSIR	AM 1010	Fort Morgan, CO
KNEB	AM 960	Scottsbluff, NE	KCSF	AM 1300	Colorado Springs, CO
KRAE	AM 1480	Cheyenne, WY	KREO	105.3 FM	Pine Bluffs, WY
KRDZ	AM 1440	Wray, CO	KCSR	AM 610	Chadron, NE
KTMM	AM 1340	Grand Junction, CO	KZBR	97.1 FM	Alamosa, CO
KYDT	103.1 FM	Sundance, WY	KJMP	AM 870	Pierce / Fort Collins, CO
KNFO	106.1 FM	Basalt / Aspen, CO	KWUF	AM 1400	Pagosa Springs, CO
KNAM	AM 1490	Silt / Rifle, CO			

TELEVISION BROADCASTING



CHRIS MARLOWE

Television Play-By-Play Announcer

Chris Marlowe begins his seventh year as the television play-by-play voice of the Nuggets on Altitude.

A veteran of six consecutive Olympic telecasts on NBC, Marlowe called play-by-play for NBC's coverage of Beach Volleyball at the 2008 Summer Olympics in Beijing, China. Prior to coming to Denver, Marlowe called Pac-10 Basketball for FOX Sports Northwest in addition to handling USC Trojan play-by-play duties for FOX Sports West.

Marlowe has called play-by-play for a variety of sports during his career, including basketball, football, soccer, volleyball, swimming, diving and gymnastics.

Prior to his announcing career, Marlowe excelled in athletics, playing basketball and volleyball at San Diego State University. In 1976 and 1978 he was voted the Most Valuable Player by USA Volleyball. Marlowe's athletic career culminated as captain of the gold medal-winning U.S. Olympic Volleyball team in 1984. The athletic honors continued with his induction into both the San Diego State Aztec Hall of Fame and the California Beach Volleyball Hall of Fame in 1994.

In the offseason, he resides in Denver, with his wife and two daughters.



SCOTT HASTINGS

Television Analyst

The 2010-11 season marks Scott Hastings' 28th year associated with the NBA, either as a player or a broadcaster. He has been covering NBA games as a member of the media since 1993, including 16 seasons with Denver and four seasons with TNT. This will be his 12th straight season providing insight to Nuggets telecasts.

An 11-year veteran of the NBA, Hastings was a member of the 1989 league champion Detroit Pistons and played for Denver from '91-93. A four-year letterman at Arkansas, Hastings was named Honorable Mention All-American as a senior in '82 and left as the school's second all-time leading scorer behind Sidney Moncrief with 1,779 career points (now ranks fourth all-time). He was also recently inducted into both the University of Arkansas Sports Hall of Fame and the state of Arkansas Sports Hall of Fame.

Originally drafted by the New York Knicks with the 29th selection of the 1982 NBA Draft, Hastings also played professionally for Atlanta and Miami in his career.

One of the most well-known media personalities in the Denver market, Hastings has co-hosted a daily sports talk radio show for the last 17 years and served as the Denver Broncos radio color analyst for eight seasons.

A native of Independence, Kan., Hastings resides in Littleton with his wife, Judi, and their daughters Ashley, Allison and son Andrew.

RADIO BROADCASTING



JASON KOSMICKI

Radio Play-By-Play Announcer

Jason Kosmicki enters his 15th season with Kroenke Sports Enterprises. After serving numerous roles in the radio department, Kosmicki is now the voice of the Denver Nuggets, taking the reins from long-time play-by-play man Jerry Schemmel, who moved across the street to broadcast Colorado Rockies games in 2010.

"Koz" moved back to the states at the age of 11 after spending seven years living in Germany. He re-learned the English language and eventually attended the University of Nebraska at Kearney. While in college, he served as Sports Director of the campus radio station and called play-by-play action for "just about any sport imaginable," including football, basketball, baseball, wrestling, volleyball, softball, swimming and even the Sigma Tau Gamma fight night (boxing).

His athletic career peaked in high school where he was a four-year letterman in football and basketball and two years in golf. But as Koz is quick to point out: "It's not that impressive; we had 60 kids in our high school."

After college, Koz landed radio stints in Eau Claire, WI (where on his first week he did play-by-play for a curling tournament), Minneapolis, Washington D.C., Houston, Corpus Christi and Colorado Springs before making his way to the Denver area.

In his free time, Koz enjoys golfing and fishing at Lake McCaughy. The Nebraska native follows his home state Cornhuskers and resides in Thornton with his daughter Jacque, who is a sophomore at Legacy High School.

2010-11 KEY DATES & NBA PLAYOFF FORMAT



2010-11 NBA KEY DATES

2010

October 22

2010 NBA Preseason ends

October 25

Rosters set for opening day, 6 p.m. ET

October 26

Start of the 2010-11 NBA Regular Season

October 26 – November 2

NBA Tip-Off 2010 presented by Kia Motors

2011

January 5

10-day contracts may now be signed

January 10

All player contracts are guaranteed for the remainder of the season

February 18-20

2011 NBA All-Star Game (Los Angeles, CA)

February 24

Trade Deadline, 3 p.m. ET

April 6-9

Portsmouth Invitational Tournament (Portsmouth, VA)

April 13

2010-11 NBA Regular Season ends

April 14

Rosters set for 2011 NBA Playoffs, 3 p.m. ET

April 16

2011 NBA Playoffs begin

April 24

NBA Early Entry Eligibility Deadline (11:59 p.m. ET)

May 17

2011 NBA Draft Lottery

June 2

2011 NBA Finals begin (Possible move up to May 31)

June 13

NBA Draft Early Entry Entrant Withdrawal Deadline (5 p.m. ET)

June 16

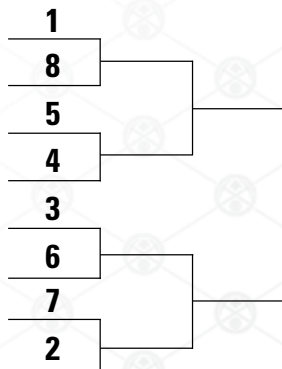
The Finals latest possible date

June 23

2011 NBA Draft
(WaMu Theater at Madison Square Garden, New York, NY)

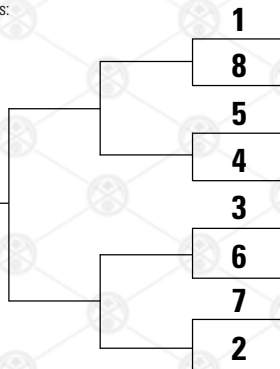
NBA PLAYOFF FORMAT

Western Conference



Following are the playoff pairings:

Eastern Conference



- Sixteen teams qualify for the playoffs: Eight teams from each conference, consisting of the three division champions and the five other teams in each conference with the best winning percentage during the regular season.
- All rounds of the playoffs shall be a best-of-seven series including the NBA Finals. All teams will participate in the first round; there are no byes.

Note: The first four seeds in each conference will be given to the three division winners and the team with the next best regular season record, with these four teams being seeded in order of their regular season records. This ensures that the two teams with the best records in the conference will meet no earlier than the Conference Finals.



NBA DIVISIONS & NBA LEADER MINIMUMS

NBA DIVISIONAL ALIGNMENTS



SOUTHWEST

Dallas
Houston
Memphis
New Orleans
San Antonio

NORTHWEST

Denver
Minnesota
Oklahoma City
Portland
Utah

PACIFIC

Golden State
LA Clippers
LA Lakers
Phoenix
Sacramento



SOUTHEAST

Atlanta
Charlotte
Miami
Orlando
Washington

CENTRAL

Chicago
Cleveland
Detroit
Indiana
Milwaukee

ATLANTIC

Boston
New Jersey
New York
Philadelphia
Toronto

MINIMUM FOR NBA LEADERS

Scoring:	70 games or 1400 points
Rebounds:	70 games or 800 rebounds
Field Goal Percentage:	300 field goals made
Free Throw Percentage:	125 free throws made
Three-point Field Goal Percentage:	55 three-point field goals made
Assists:	70 games or 400 assists
Steals:	70 games or 125 steals
Blocked Shots:	70 games or 100 blocked shots
Minutes:	70 games or 2,000 minutes
Assist-to-Turnover Ratio:	200 assists
Steal-to-Turnover Ratio:	82 steals

Achilles Tendon – The thick tendon at the distal portion of the calf that connects the gastrocnemius (calf) muscle to the heel.

Aerobic – Exercise in which energy needed is supplied by oxygen.

Anaerobic – Exercise without the use of oxygen as an energy source; short bursts of vigorous exercise.

Anterior Cruciate Ligament (ACL) – A primary stabilizing ligament within the center of the knee joint that prevents hyperextension and excessive rotation of the joint.

Anti-inflammatory – Any agent that prevents inflammation, such as aspirin or ibuprofen.

Arthroscopy – A surgical examination of the internal structures of a joint by viewing through an arthroscope. An arthroscopic procedure can be used to remove or repair damaged tissue or as a diagnostic procedure in order to inspect the extent of the damage or confirm diagnosis.

Atrophy – To shrivel or shrink from disuse, as in muscular atrophy.

Biceps – Muscles on the front of the upper arm responsible for flexing the elbow and shoulder.

Bone Scan – An imaging procedure in which a radioactive-labeled substance is injected into the body to determine the status of a bone injury. A bone scan is particularly useful in diagnosing a stress fracture.

Bruise – A discoloration of the skin as a result of an extravasation of blood into the underlying tissues.

Bursa – A fluid-filled sac located in areas of the body where friction is likely to occur, for example between a tendon and the underlying bone.

Cartilage – Smooth, slippery substance preventing the ends of bones from rubbing together.

Chondromalacia – Roughening of the articular cartilage. Best known for roughening of the on the underside of the patella, which can occur in any patellofemoral injury.

Concussion – Jarring injury of the brain.

Contusion – A tissue injury caused by a direct blow.

Cyst – Abnormal sac containing liquid or semisolid matter.

Dehydration – State resulting from loss of body fluid where fluid output (sweating) exceeds fluid intake.

Dislocation – Complete displacement of joint surfaces.

Fracture – Breach in continuity of the bone. Types of fractures include simple, compound, comminuted, greenstick, incomplete, impacted, longitudinal, oblique, stress and transverse.

Groin Strain – Strain to the muscles that work to adduct the leg.

Hamstring – Group of muscles that run from the buttocks to the knee along the back of the thigh. The hamstring muscles work to flex the knee and extend the hip and are often injured as a result of improper conditioning or lack of flexibility.

Hip Pointer – Contusion to the iliac crest.

Hyperextension – Extreme extension of a limb or body part.

Inflammation – The body's natural response to injury in which the involved site may display various degrees of pain, swelling, heat, redness, and/or loss of function.

Magnetic Resonance Imaging – Imaging procedure in which a radio frequency pulse causes certain electrical elements of the injured tissue to react. MRI does not require radiation and is very useful in the diagnosis of soft tissue, disc, and meniscus injuries.

Medial Collateral Ligament (MCL) – Ligament on the medial aspect of the knee that connects the femur to the tibia and provides medial stability to the joint.

Meniscus – Crescent-shaped cartilage located within the knee that works to absorb weight and provide stability.

Metatarsals – Five long bones of the foot, running from the ankle to the toes.

Microfracture Surgery – An orthopedic surgical technique that can help restore knee cartilage by creating tiny fractures in the adjacent bones, causing new cartilage to develop. It can be used to treat both degenerative knee problems as well as cartilage injuries, and has gained a high profile in the sports world in recent years.

Patella – The kneecap. The patella functions to protect the distal end of the femur as well as to increase the mechanical advantage and force-generating capacities of the quadriceps muscle group.

Patella Tendinitis – Inflammation of the patellar ligament; also known as **jumper's knee**.

Plantar Fascia – The tight band of connective tissue in the arch of the foot.

Plantar Fasciitis – Inflammation of the plantar fascia; associated with overuse or acute foot injuries.

Posterior Cruciate Ligament (PCL) – A primary stabilizing ligament of the knee that prevents backward displacement of the tibia.

Quadricep Muscles – A group of four muscles in the thigh that works to extend the knee.

Reconstruction – Surgical rebuilding of a joint using natural, artificial or transplanted materials.

Rotator Cuff – Group of four shoulder muscles responsible for moving the shoulder in internal and external rotation and assisting with overall shoulder stability.

Shin Splint – A catch-all syndrome describing pain in the shin that is not a fracture or tumor and cannot be defined otherwise.

Spasm – A sudden, violent and involuntary muscle contraction.

Sprain – A twisting, stretching, pulling or tearing of a ligament.

1st Degree: A stretching but no tearing of a ligament. Athlete may either return to play immediately or will miss very little activity.

2nd Degree: A partial tear of a ligament. Bracing may be required. Athlete may miss one to four weeks.

3rd Degree: A complete tear of the ligament. Depending upon the ligament involved, bracing or even surgery may be required. Athlete may be out of activity from three weeks to one year or longer.

Sternum – The breast bone.

Strain – The stretching, pulling or twisting of a muscle or tendon.

1st Degree: A stretching but no tear of the muscle or tendon. Athlete may either return to play immediately or will usually miss very little activity.

2nd Degree: A partial tear of a muscle or tendon. Athlete may miss one to four weeks.

3rd Degree: A complete tear of a muscle or tendon. Depending upon the muscle or tendon involved surgery may be required. Athlete may be out of activity from three weeks to one year or longer.

Stress Fracture – A hairline break in a bone usually caused by overuse.

Subluxation – Partial dislocation of a joint. The term usually implies that the joint can be returned to its normal position without formal reduction.

Tendinitis – Inflammation of the tendon and/or tendon sheath, usually caused by chronic overuse.

Triceps – Muscle on the back of the upper arm that is responsible for extending the elbow and shoulder.

Ultrasound – An electrical modality that transmits sound waves through an applicator into soft tissue in order to heat the area.



SCOTT BAY
NUGGETS TV



CHRIS DEMPSEY
DENVER POST



BRAD DRENTH
NUGGETS TV



TIM GELT
MEDIA RELATIONS DIRECTOR



SCOTT HASTINGS
NUGGETS TV



BENJAMIN HOCHMAN
DENVER POST



ANDY KILMAN
NUGGETS TV



JASON KOSMICKI
NUGGETS RADIO



CHRIS MARLOWE
NUGGETS TV



BRIAN PETERS
NUGGETS TV



DAN TOLZMAN
MEDIA RELATIONS MANAGER
AND WEBSITE COORDINATOR

The image features a black and white background of a city skyline at night, with several buildings illuminated. Overlaid on this is the Denver Nuggets logo, which consists of a mountain peak icon above a banner containing the word "DENVER" and the word "NUGGETS" in a large, bold, serif font below it. The entire graphic is framed by two thick white diagonal lines that create a triangular shape. A repeating pattern of a small circular logo is visible across the entire image.

DENVER NUGGETS

09-10 SEASON IN REVIEW



2009-10 DENVER NUGGETS ROSTER

2009-10 ROSTER

NO.	PLAYER	POS	HT	WT	COLLEGE	EXP.
6	Arron Afflalo	G	6-5	215	UCLA	2
30	Malik Allen	F	6-10	255	Villanova	8
11	Chris Andersen	F/C	6-10	228	Blinn (Texas) J.C.	7
15	Carmelo Anthony	F	6-8	230	Syracuse	6
32	Renaldo Balkman	F	6-8	210	South Carolina	3
1	Chauncey Billups	G	6-3	202	Colorado	12
43	Brian Butch	C	6-11	240	Wisconsin	R
25	Anthony Carter	G	6-2	195	Hawaii	10
14	Joey Graham	F	6-7	225	Oklahoma State	4
22	Coby Karl	G	6-5	215	Boise State	1
3	Ty Lawson	G	5-11	195	North Carolina	R
4	Kenyon Martin	F	6-9	230	Cincinnati	9
31	Nene	F/C	6-11	250	Brazil	7
27	Johan Petro	C	7-0	247	France	4
5	J.R. Smith	G	6-6	220	St. Benedict's Prep (NJ)	5

Head Coach: George Karl (North Carolina)
Assistant Coaches: Adrian Dantley (Notre Dame), Tim Grgurich (Pittsburgh),
 John Welch (UNLV)
Assistant Coach/Player Development: Jamahl Mosley (Colorado)
Assistant Coach/Advance Scout: Chad Iske (Kansas)
Player Development Coach: Stacey Augmon (UNLV), Larry Mangino (Montclair State)
Asst. Coach/Strength & Conditioning: Steve Hess (Ithaca)
Athletic Trainer: Jim Gillen (Ft. Hays State)
Asst. Athletic Trainer/
Asst. Strength & Conditioning Coach: Matt Friia (Ithaca), Dan Shimensky (Central Washington)

NUGGETS 2009-10 TEAM HIGHS & LOWS

	HIGH	LOW		HIGH	LOW
Points	135 vs. GS, 12/1	84 @ OKC, 1/29	Free-Throw Percentage	.923 (24-26) @ PHI, 12/7	.571 (20-35) @ SAC, 12/28
Field Goals Made	52 vs. GS, 12/1	27 @ OKC, 1/29	Total Rebounds	61 vs. NO, 1/23 (OT)	31 (3) vs. SA, 4/10
Field Goals Attempted	100 @ CLE, 2/18 (OT)	61 @ POR, 10/29	Offensive Rebounds	20 (4) vs. MIL, 3/20	3 vs. TOR, 11/17
Field Goal Percentage	.615 (48-78) vs. TOR, 11/17	.359 (28-78) @ LAL, 2/28	Defensive Rebounds	41 vs. NO, 1/23 (OT)	22 (3) @ PHX, 4/13
Three-Pointers Made	16 @ GS, 2/25	2 (5) vs. NO, 3/18	Assists	36 vs. MEM, 11/1	7 @ HOU, 1/27
Three-Pointers Attempted	32 vs. MEM, 4/12	9 @ SA, 12/5	Steals	16 vs. NJ, 11/24	3 (3) @ ORL, 3/28
Three-Point Percentage	.750 (9-12) @ SA, 1/31	.125 (2-16) @ CHA, 12/8	Turnovers	23 @ OKC, 1/29	5 @ CLE, 2/18 (OT)
Free-Throws Made	41 vs. UTA, 1/17 *	8 @ ORL, 3/28	Blocked Shots	11 (2) vs. MEM, 4/12	1 (3) @ TOR, 3/26
Free-Throws Attempted	49 (2) vs. UTA, 1/17 *	11 @ ORL, 3/28	Personal Fouls	30 (2) vs. IND, 3/5	13 @ CHI, 11/10

OPPONENTS 2009-10 TEAM HIGHS & LOWS

	HIGH	LOW		HIGH	LOW
Points	125 (3) @ HOU, 3/15	79 by LAL, 11/13	Free-Throw Percentage	.933 (14-15) by PHX, 2/3	.542 (13-24) by BOS, 2/21
Field Goals Made	48 by MEM, 11/1	27 by OKC, 3/3	Total Rebounds	58 @ TOR, 3/26	28 by DAL, 2/9
Field Goals Attempted	99 @ MIN, 11/25	66 by PHX, 12/12	Offensive Rebounds	22 @ MEM, 12/20	5 (2) by PHX, 12/12
Field Goal Percentage	.578 (48-83) by MEM, 11/1	.325 (27-83) by OKC, 3/3	Defensive Rebounds	43 (2) @ TOR, 3/26	21 @ MEM, 3/13
Three-Pointers Made	14 @ PHX, 4/13	1 (2) @ OKC, 4/7	Assists	30 (3) @ BOS, 3/24	12 @ NJ, 11/4
Three-Pointers Attempted	31 (2) by ORL, 1/13	8 by NO, 3/18	Steals	16 @ LAL, 2/28	2 (2) by MIL, 3/20
Three-Point Percentage	.600 (6-10) by UTA, 10/28	.059 (1-17) by LAC, 1/21	Turnovers	26 (2) by OKC, 3/3	7 (2) @ NJ, 11/4
Free-Throws Made	33 (2) by IND, 3/5	8 (2) by LAC, 4/3	Blocked Shots	12 by BOS, 2/21	1 (4) @ NY, 3/23
Free-Throws Attempted	45 by SA, 4/10	9 @ PHI, 12/7	Personal Fouls	34 @ BOS, 3/24	14 (2) @ ORL, 3/28

* Denotes NBA High/Low

2009-10 GAME-BY-GAME RESULTS



2009-10 GAME-BY-GAME RESULTS (53-29)

NO.	DATE	OPPONENT	W-L	SCORE	HOME	ROAD	TOTAL	DEN. HIGH SCORER	OPP. HIGH SCORER	ATTEND.
1	10/28	UTAH	W	114-105	1-0	0-0	1-0	Anthony - 30	Williams - 28	19,155
2	10/29	@Portland	W	97-94	1-0	1-0	2-0	Anthony - 41	Roy - 30	20,218
3	11/1	MEMPHIS	W	133-123	2-0	1-0	3-0	Anthony - 42	Mayo - 40	15,823
4	11/3	@Indiana	W	111-93	2-0	2-0	4-0	Anthony - 25	D. Jones - 20	10,627
5	11/4	@New Jersey	W	122-94	2-0	3-0	5-0	Lawson - 23	Douglas-Roberts - 19	15,319
6	11/6	@Miami	L	88-96	2-0	3-1	5-1	Anthony - 30	Wade - 22	19,600
7	11/7	@Atlanta	W	106-125	2-0	3-2	5-2	Anthony - 30	Crawford - 25	17,801
8	11/10	@Chicago	W	90-89	2-0	4-2	6-2	Anthony - 20	Rose - 22	21,409
9	11/11	@Milwaukee	L	102-108	2-0	4-3	6-3	Anthony - 32	Jennings - 32	12,987
10	11/3	L.A. LAKERS	W	105-79	3-0	4-3	7-3	Anthony - 25	Bryant/Bynum - 19	19,652
11	11/17	TORONTO	W	130-112	4-0	4-3	8-3	Anthony - 32	DeRozan - 17	16,446
12	11/20	@L.A. Clippers	L	99-106	4-0	4-4	8-4	Anthony - 37	Butler - 17	18,155
13	11/21	CHICAGO	W	112-93	5-0	4-4	9-4	Anthony - 30	Rose - 28	19,359
14	11/24	NEW JERSEY	W	101-87	6-0	4-4	10-4	Anthony - 27	Harris/Alston - 19	16,307
15	11/25	@Minnesota	W	124-111	6-0	5-4	11-4	Anthony - 22	Brewer - 22	13,101
16	11/27	NEW YORK	W	128-125	7-0	5-4	12-4	Anthony - 50	Harrington - 41	19,155
17	11/29	MINNESOTA	L	100-106	7-1	5-4	12-5	Anthony - 22	Gomes - 27	15,147
18	12/1	GOLDEN STATE	W	135-107	8-1	5-4	13-5	Anthony - 25	Morrow - 27	14,570
19	12/3	MIAMI	W	114-96	9-1	5-4	14-5	Anthony - 22	Wade - 25	14,998
20	12/5	@San Antonio	W	106-99	9-1	6-4	15-5	Anthony - 34	Parker - 27	17,592
21	12/7	@Philadelphia	W	93-83	9-1	7-4	16-5	Billups - 31	Iguodala - 31	20,664
22	12/8	@Charlotte	L	95-107	9-1	7-5	16-6	Anthony - 34	Jackson/Wallace - 25	14,127
23	12/10	@Detroit	L	99-101	9-1	7-6	16-7	Anthony - 40	Villanueva - 27	17,176
24	12/12	PHOENIX	W	105-99	10-1	7-6	17-7	Anthony - 32	Nash - 28	19,911
25	12/14	OKLAHOMA CITY	W	102-83	11-1	7-6	18-7	Anthony - 31	Durant - 32	16,022
26	12/16	HOUSTON	W	111-101	12-1	7-6	19-7	Anthony - 38	Brooks - 23	15,753
27	12/18	@New Orleans	L	92-98	12-1	7-7	19-8	Smith - 25	Paul - 30	14,453
28	12/20	@Memphis	L	96-102	12-1	7-8	19-9	Anthony - 41	Randolph - 32	13,385
29	12/23	ATLANTA	W	124-104	13-1	7-8	20-9	Smith - 41	Crawford - 24	19,155
30	12/25	@Portland	L	96-107	13-1	7-9	20-10	Anthony - 32	Roy - 41	20,664
31	12/27	DALLAS	L	96-104	13-2	7-9	20-11	Martin - 18	Gooden - 19	19,756
32	12/28	@Sacramento	L	101-106	13-2	7-10	20-12	Anthony - 34	Nocioni - 21	14,548
33	1/2	@Utah	W	105-95	13-2	8-10	21-12	Lawson - 23	Bozzer - 18	19,911
34	1/3	PHILADELPHIA	L	105-108	13-3	8-10	21-13	Nene - 24	Iverson - 17	19,155
35	1/5	GOLDEN STATE	W	123-122	14-3	8-10	22-13	Martin - 27	Maggette - 35	15,129
36	1/8	CLEVELAND	W	99-97	15-3	8-10	23-13	Billups - 23	James - 35	19,996
37	1/9	@Sacramento	L	100-102	15-3	8-11	23-14	Billups - 27	Evans - 27	14,111
38	1/11	MINNESOTA	W	105-94	16-3	8-11	24-14	Anthony - 24	Brewer - 25	14,669
39	1/13	ORLANDO	W	115-97	17-3	8-11	25-14	Anthony - 27	Barnes - 28	18,475
40	1/17	UTAH	W	119-112	18-3	8-11	26-14	Anthony - 37	Williams - 23	19,519
41	1/20	@Golden State	W	123-118 (OT)	18-3	9-11	27-14	Billups - 37	Ellis - 39	17,223
42	1/21	L.A. CLIPPERS	W	105-95	19-3	9-11	29-14	Smith - 28	Smith - 28	19,911
43	1/23	NEW ORLEANS	W	116-110 (OT)	20-3	9-11	29-14	Anthony - 30	Paul - 26	19,807
44	1/25	CHARLOTTE	W	104-93	21-3	9-11	30-14	Billups - 27	Jackson - 22	16,909
45	1/27	@Houston	W	97-92	21-3	10-11	31-14	Smith - 22	Brooks - 22	16,357
46	1/29	@Oklahoma City	L	84-101	21-3	10-12	31-15	Billups - 19	Durant - 30	18,203
47	1/31	@San Antonio	W	103-89	21-3	11-12	32-15	Martin - 27	Hill - 17	17,607
48	2/1	SACRAMENTO	W	112-109 (OT)	22-3	11-12	33-15	Martin - 24	Hawes - 23	15,544
49	2/3	PHOENIX	L	97-109	22-4	11-12	33-16	Nene/Smith - 15	Stoudemire/Richardson - 20	19,155
50	2/5	@L.A. Lakers	W	126-113	22-4	12-12	34-16	Billups - 39	Bryant - 33	18,997
51	2/6	@Utah	L	106-116	22-4	12-13	34-17	Lawson - 25	Krielenko - 22	19,911
52	2/9	DALLAS	W	127-91	23-4	12-13	35-17	Nene - 21	Nowitzki - 17	17,485
53	2/11	SAN ANTONIO	L	92-111	23-5	12-13	35-18	Nene - 20	Hill/Blair - 17	18,611
54	2/18	@Cleveland	W	118-116 (OT)	23-5	13-13	36-18	Anthony - 40	James - 43	20,562
55	2/19	@Washington	L	97-107	23-5	13-14	36-19	Billups - 28	Thornton - 21	17,212
56	2/21	BOSTON	W	114-105	24-5	13-14	37-19	Billups - 26	R. Allen - 25	18,918
57	2/25	@Golden State	W	127-112	24-5	14-14	38-19	Billups - 37	Curry - 30	16,555
58	2/26	DETROIT	W	107-102	25-5	14-14	39-19	Billups - 25	Hamilton - 20	19,945
59	2/28	@L.A. Lakers	L	89-95	25-5	14-15	39-20	Anthony - 21	Odum - 20	18,997
60	3/1	@Phoenix	L	85-101	25-5	14-16	39-21	Billups - 21	Hill/Stoudemire - 19	18,159
61	3/3	OKLAHOMA CITY	W	119-90	26-5	14-16	40-21	Anthony - 30	Harden - 19	18,822
62	3/5	INDIANA	W	122-114	27-5	14-16	41-21	Anthony - 34	Granger - 32	19,155
63	3/7	PORTLAND	W	118-106	28-5	14-16	42-21	Anthony - 30	Bayless - 24	17,266
64	3/10	@Minnesota	W	110-102	28-5	15-16	43-21	Billups - 25	Brewer - 21	14,256
65	3/12	@New Orleans	W	102-95	28-5	16-16	44-21	Anthony - 32	West - 30	17,220
66	3/13	@Memphis	W	125-108	28-5	17-16	45-21	Smith - 30	Mayo - 25	17,023
67	3/15	@Houston	L	123-125	28-5	17-17	45-22	Anthony - 45	Brooks - 31	16,369
68	3/16	WASHINGTON	W	97-87	29-5	17-17	46-22	Anthony - 29	Blatche - 23	17,447
69	3/18	NEW ORLEANS	W	93-80	30-5	17-17	47-22	Anthony - 26	Collison/Thornton - 15	19,155
70	3/20	MILWAUKEE	L	97-102	30-6	17-17	47-23	Anthony/Billups - 29	Salmons - 26	19,990
71	3/23	@New York	L	104-109	30-6	17-18	47-24	Anthony - 36	Gallinari - 28	19,763
72	3/24	@Boston	L	99-113	30-6	17-19	47-25	Anthony - 32	Pierce - 27	18,824
73	3/26	@Toronto	W	97-96	30-6	18-19	48-25	Anthony - 25	Bosh - 18	19,600
74	3/28	@Orlando	L	97-103	30-6	18-20	48-26	Anthony - 26	Redick - 23	17,461
75	3/29	@Dallas	L	93-109	30-6	18-21	48-27	Smith - 27	Nowitzki - 34	20,085
76	4/1	PORTLAND	W	109-92	31-6	18-21	49-27	Anthony - 25	Miller - 24	19,155
77	4/3	L.A. CLIPPERS	W	99-90	32-6	18-21	50-27	Anthony - 24	Gordon - 23	19,155
78	4/7	@Oklahoma City	W	98-94	32-6	19-21	51-27	Billups - 29	Durant - 33	18,332
79	4/8	L.A. LAKERS	W	98-96	33-6	19-21	52-27	Anthony - 31	Gasol - 26	20,044
80	4/10	SAN ANTONIO	L	85-104	33-7	19-21	52-28	Billups - 27	Duncan - 18	19,155
81	4/12	MEMPHIS	W	123-101	34-7	19-21	53-28	Smith - 26	Conley - 22	19,155
82	4/13	@Phoenix	L	101-123	34-7	19-22	53-29	Anthony - 29	Stoudemire - 26	18,422

* Denotes number of overtime periods

\$ Pepsi Center sellout

09-10 SEASON IN REVIEW



09-10 DENVER NUGGETS FINAL REGULAR SEASON STATS (53-29)

PLAYER	G	GS	MIN	FIELD GOALS			3PT FIELD GOALS			FREE THROWS			REBOUNDS			PF	DQ	STL	TO	BLK	PTS	AVG	
				FG	FGA	PCT	FG	FGA	PCT	FT	FTA	PCT	OFF	DEF	TOT								AST
Anthony	69	69	2634	688	1502	.458	59	187	.316	508	612	.830	152	302	454	222	225	2	88	209	30	1943	28.2
Billups	73	73	2490	402	962	.418	157	407	.386	466	512	.910	25	203	228	409	153	1	82	177	9	1427	19.5
Smith	75	0	2076	428	1033	.414	158	467	.338	142	201	.706	28	206	234	183	174	1	99	139	20	1156	15.4
Nene	82	82	2755	421	717	.587	0	2	.000	293	416	.704	166	461	627	203	281	7	115	125	82	1135	13.8
Martin	58	58	1986	283	620	.456	8	29	.276	93	167	.557	142	404	546	109	186	2	72	91	61	667	11.5
Afflalo	82	75	2230	272	585	.465	108	249	.434	72	98	.735	59	193	252	138	225	1	46	74	30	724	8.8
Lawson	65	8	1316	201	390	.515	34	83	.410	106	140	.757	42	82	124	203	89	0	48	82	2	542	8.3
Andersen	76	0	1692	142	251	.566	0	3	.000	164	236	.695	147	336	483	33	171	1	42	59	143	448	5.9
Graham	63	18	759	105	202	.520	2	13	.154	54	73	.740	39	84	123	22	104	0	23	43	7	266	4.2
Karl (TOT)	7	1	113	11	32	.344	2	11	.182	4	6	.667	4	14	18	15	14	1	3	10	1	28	4.0
Petro	36	16	436	54	101	.535	0	1	.000	14	21	.667	32	97	129	14	80	0	10	23	13	122	3.4
Center	54	7	859	76	181	.420	17	63	.270	11	13	.846	17	72	89	160	72	0	39	58	13	180	3.3
Allen	51	3	456	46	116	.397	1	6	.167	12	13	.923	36	46	82	16	68	0	11	22	5	105	2.1
Balkman	13	1	91	6	18	.333	0	7	.000	2	6	.333	4	19	23	7	16	0	8	6	2	14	1.1
NUGGETS	82		19780	3124	6678	.468	544	1517	.359	1937	2508	.772	889	2505	3394	1719	1844	15	683	1136	417	8729	106.5
OPPONENTS	82		19780	3088	6766	.456	523	1498	.349	1695	2207	.768	955	2513	3468	1723	1943	9	578	1235	438	8394	102.4

2009-10 FINAL STATS



09-10 DENVER NUGGETS FINAL REGULAR SEASON STATS (53-29)

PLAYER	SINGLE-GAME HIGHS					AVERAGE PER GAME					CAREER HIGHS										
	MIN	REB	AST	ST	TO	BL	PTS	MIN	REB	AST	STL	TO	BLK	PTS	FG	FGA	FT	FTA	REB	AST	PTS
Anthony	48	18	8	5	9	3	50	38.2	6.6	3.2	1.28	3.0	0.43	28.2	19	35C	19T	24	18C	11	50C
Billups	45	8	12	4	7	2	39	34.1	3.1	5.6	1.12	2.4	0.12	19.5	13C	25C	18	19T	12	19	39C
Smith	38	8	8	5	6	2	41	27.7	3.1	2.4	1.32	1.9	0.27	15.4	15T	27	10	11	10	8C	45
Nene	43	15	6	6	5	4	25	33.6	7.6	2.5	1.40	1.5	1.00	13.8	12	19	12C	14T	17	8	28
Martin	47	17	5	4	6	4	27	34.2	9.4	1.9	1.24	1.6	1.05	11.5	14	26	12	17	21	11	35
Afflalo	39	13	7	4	5	2	24	27.2	3.1	1.7	0.56	0.9	0.37	8.8	9C	14C	8	8T	13C	7C	24T
Lawson	38	6	9	3	4	1	25	20.2	1.9	3.1	0.74	1.3	0.03	8.3	9C	14C	8C	11C	6C	9C	25C
Andersen	35	15	2	3	4	5	15	22.3	6.4	0.4	0.55	0.8	1.88	5.9	8	14	9C	12	18	4	18
Graham	32	8	2	2	3	2	20	12.0	2.0	0.3	0.37	0.7	0.11	4.2	11	19	10	11	12	5	24
Karl (TOT)	38	7	7	2	3	1	12	16.1	2.6	2.1	0.43	1.4	0.14	4.0	5C	13C	2T	4	7C	7C	12C
Petro	24	10	2	1	2	3	14	12.1	3.6	0.4	0.28	0.6	0.36	3.4	11	17	6	6	15	3	22
Carter	34	5	12	4	4	2	12	15.9	1.6	3.0	0.72	1.1	0.24	3.3	9	16	8	10	9	15	21
Allen	24	5	2	2	3	1	10	8.9	1.6	0.3	0.22	0.4	0.10	2.1	10	24	7	8	13	4	23
Balkman	15	6	2	2	2	1	6	7.0	1.8	0.5	0.62	0.5	0.15	1.1	10	14	7	10	16	4	22
NUGGETS	265	61	36	16	23	11	135	241.2	41.4	21.0	8.33	13.9	5.09	106.5	68	130	51	65	73	52	184
OPPONENTS	265	58	30	16	26	12	125	241.2	42.3	21.0	7.05	15.1	5.34	102.4	74	136	49	66	75	52	186

(C-SET, T-TIED THIS SEASON)



2009-10 FINAL STATS

HOME GAMES (34-7)

FIELD GOALS		FREE THROWS		REBOUNDS											
PLAYER	G	MIN	FG/FGA	PCT	FT/FTA	PCT	OFF/DEF	TOT	AST	PF	DQ	STL	BLK	PTS	AVG
Anthony	35	1301	349/728	.479	252/299	.843	74/153	227	129	114	1	45	17	985	28.1
Billups	37	1222	178/456	.390	254/284	.894	12/93	105	226	72	0	41	7	679	18.4
Smith	39	1042	218/518	.421	76/105	.724	13/103	116	115	81	1	39	13	600	15.4
Nene	41	1343	226/378	.598	152/215	.707	75/234	309	113	138	3	65	46	604	14.7
Martin	30	1032	157/338	.464	57/99	.576	71/210	281	57	92	1	39	36	376	12.5
Afflalo	41	1140	144/306	.471	36/51	.706	32/101	133	74	116	1	22	18	385	9.4
Lawson	32	856	102/189	.540	51/70	.729	21/40	61	126	38	0	25	0	269	8.4
Andersen	38	863	80/137	.584	95/142	.669	84/172	256	20	98	1	26	79	255	6.7
Graham	33	359	55/111	.495	22/36	.611	22/43	65	12	34	0	13	5	133	4.0
Petro	21	240	35/61	.574	7/11	.636	16/55	71	6	50	0	5	8	77	3.7
Carter	26	400	39/83	.470	5/7	.714	5/30	35	92	34	0	20	3	91	3.5
Allen	27	254	23/59	.390	5/6	.833	21/23	44	9	33	0	7	2	51	1.9
Balkman	7	38	2/9	.222	0/0	----	1/10	11	3	6	0	4	1	4	0.6

NUGGETS 41 9890 1608/3373 .477 1012/1325 .764 447/1267 2106 982 906 7 351 235 4509 110.0
OPPONENTS 41 9890 1518/3362 .452 840/1101 .763 451/1257 2077 872 1006 5 285 218 4141 110.0

Three-Point Field Goals: Afflalo, 61-130 (.469); Lawson, 14-35 (.400); Anthony, 35-99 (.354); Smith, 88-254 (.346); Billups, 69-203 (.340); Carter, 8-29 (.276); Martin, 5-19 (.263); Graham, 1-6 (.167); Balkman, 0-6 (.000); Allen, 0-4 (.000); Andersen, 0-2 (.000); Petro, 0-1 (.000); Nene, 0-0 (.000).

NUGGETS: 281-788 (.357). OPPONENTS: 265-745 (.356).

AWAY GAMES (19-22)

FIELD GOALS		FREE THROWS		REBOUNDS											
PLAYER	G	MIN	FG/FGA	PCT	FT/FTA	PCT	OFF/DEF	TOT	AST	PF	DQ	STL	BLK	PTS	AVG
Anthony	34	1333	339/774	.438	256/313	.818	78/149	227	93	111	1	43	13	958	28.2
Billups	36	1268	224/506	.443	212/228	.930	13/110	123	183	81	1	41	2	748	20.8
Smith	36	1039	210/515	.408	66/96	.688	15/103	118	68	93	1	60	7	556	15.4
Nene	41	1412	195/339	.575	141/201	.701	91/227	318	90	143	4	50	36	531	13.0
Martin	28	954	126/282	.447	36/68	.529	71/194	265	52	94	1	33	25	291	10.4
Lawson	33	662	99/201	.493	55/70	.786	21/42	63	77	51	0	23	2	273	8.3
Afflalo	41	1081	128/279	.459	36/47	.766	27/92	119	64	109	0	24	13	339	8.3
Andersen	38	832	62/114	.544	69/94	.734	63/164	227	13	73	0	16	64	193	5.1
Graham	29	399	50/91	.549	32/37	.865	17/41	58	10	70	0	10	2	133	4.6
Carter	28	459	37/98	.378	6/6	1.000	12/42	54	68	38	0	19	10	89	3.2
Petro	15	195	19/40	.475	7/10	.700	16/42	58	8	30	0	5	5	45	3.0
Allen	24	203	23/57	.404	7/7	1.000	15/23	38	7	35	0	4	3	54	2.3
Balkman	6	53	4/9	.444	2/6	.333	3/9	12	4	10	0	4	1	10	1.7

TEAM 41 9890 1516/3305 .459 925/1183 .782 442/1238 2039 737 938 8 332 183 4220 102.9
OPPONENTS 41 9890 1570/3404 .461 855/1106 .773 504/1256 2093 850 937 4 293 220 4253 103.7

Three-Point Field Goals: Allen, 1-2 (.500); Billups, 88-204 (.431); Lawson, 20-48 (.417); Afflalo, 47-119 (.395); Smith, 70-213 (.329); Martin, 3-10 (.300); Anthony, 24-88 (.273); Carter, 9-34 (.265); Graham, 1-7 (.143); Nene, 0-2 (.000); Andersen, 0-1 (.000); Petro, 0-0 (.000); Balkman, 0-0 (.000).

NUGGETS: 259-704 (.368). OPPONENTS: 294-817 (.360).

2009-10 FINAL STATS



	OVERALL	HOME	ROAD	OT
	53-29	34-7	19-22	4-0
NORTHWEST	12-4	7-1	5-3	---
PACIFIC	11-7	8-1	3-6	2-0
SOUTHWEST	11-7	6-3	5-4	1-0
SOUTHEAST	5-5	5-0	0-5	---
CENTRAL	7-3	4-1	3-2	1-0
ATLANTIC	7-3	4-1	3-2	---

WESTERN CONFERENCE (34-18)

HOME	ROAD	TOTAL	
NORTHWEST	W-L	W-L	W-L
Minnesota	1-1	2-0	3-1
Oklahoma City	2-0	1-1	3-1
Portland	2-0	1-1	3-1
Utah	2-0	1-1	3-1
TOTALS	7-1	5-3	12-4

HOME	ROAD	TOTAL	
SOUTHWEST	W-L	W-L	W-L
Dallas	1-1	0-1	1-2
Houston	1-0	1-1	2-1
Memphis	2-0	1-1	3-1
New Orleans	2-0	1-1	3-1
San Antonio	0-2	2-0	2-2
TOTALS	6-3	5-4	11-7

	HOME	ROAD	TOTAL
PACIFIC	W-L	W-L	W-L
Golden State	2-0	2-0	4-0
L.A. Clippers	2-0	0-1	2-1
L.A. Lakers	2-0	1-1	3-1
Phoenix	1-1	0-2	1-3
Sacramento	1-0	0-2	1-2
TOTALS	8-1	3-6	11-7

EASTERN CONFERENCE (19-11)

HOME	ROAD	TOTAL	
ATLANTIC	W-L	W-L	W-L
Boston	1-0	0-1	1-1
New Jersey	1-0	1-0	2-0
New York	1-0	0-1	1-1
Philadelphia	0-1	1-0	1-1
Toronto	1-0	1-0	2-0
TOTALS	4-1	3-2	7-3

HOME	ROAD	TOTAL	
SOUTHEAST	W-L	W-L	W-L
Atlanta	1-0	0-1	1-1
Charlotte	1-0	0-1	1-1
Miami	1-0	0-1	1-1
Orlando	1-0	0-1	1-1
Washington	1-0	0-1	1-1
TOTALS	5-0	0-5	5-5

	HOME	ROAD	TOTAL
CENTRAL	W-L	W-L	W-L
Chicago	1-0	1-0	2-0
Cleveland	1-0	1-0	2-0
Detroit	1-0	0-1	1-1
Indiana	1-0	1-0	2-0
Milwaukee	0-1	0-1	0-2
TOTALS	4-1	3-2	7-3

NUGGETS RECORD BY MONTH

	OCT.	NOV.	DEC.	JAN.	FEB.	MAR.	APR.
HOME	1-0	6-1	6-1	8-1	4-2	5-1	4-1
ROAD	1-0	4-4	2-6	4-2	3-3	4-6	1-1
TOTAL	2-0	10-5	8-7	12-3	7-5	9-7	5-2

Most Games Over .50025 (47-22; 52-27; 53-28)
Most Games Under .5000
Longest Winning Streak8 (1/11 - 1/27)
Home9 (1/5 - 2/1)
Road3 (10/29 - 11/4; 11/25 - 12/7; 3/10 - 3/13)
Longest Losing Streak3 (12/25 - 12/28; 3/20 - 3/24)
Home2 (12/27 - 1/3)
Road6 (12/8 - 12/28)
Largest Margin of Victory36 (127-91) vs. Dallas, 2/9
Largest Margin of Defeat25 (100-125) at Atlanta, 11/7



2009-10 INDIVIDUAL SEASON HIGHS

09-10 DENVER NUGGETS INDIVIDUAL SEASON HIGHS

PLAYER	MINUTES	FIELD GOALS	FREE THROWS	REBOUNDS		ASSISTS	STEALS	TURNOVERS	BLOCKED SHOTS	POINTS
				OFFENSIVE	DEFENSIVE					
ARRON AFLARLO	39 APR. 13 at Phx.	9C JAN. 25 vs Cha.	6 APR. 12 at Clew.	3 (2) FEB. 18 vs Mem.	11C APR. 12 vs Mem.	7C JAN. 25 vs Cha.	4C JAN. 8 vs Clew.	5C MAR. 1 at Phx.	20(6) APR. 13 at Phx.	24T JAN. 25 vs Cha.
MALIK ALLEN	24 FEB. 9 vs Dal.	4 MAR. 28 at Orl.	2 (5) MAR. 29 at Dal.	3 (3) MAR. 29 at Dal.	5 (6) MAR. 29 at Dal.	2 APR. 8 vs LAL	2 MAR. 18 vs NO	3 (2) JAN. 25 vs Cha.	1 (5) APR. 13 at Phx.	10 MAR. 28 at Orl.
CHRIS ANDERSEN	35 DEC. 10 at Det.	5 (2) FEB. 6 at Utah	9C DEC. 14 vs OKC	7 DEC. 12 vs Phx.	13T FEB. 5 at LAL	2 (4) MAR. 3 vs OKC	3 (2) JAN. 13 vs Orl.	4T MAR. 12 at NO	5 (4) MAR. 13 at Mem.	15 (3) FEB. 6 at Utah
CARMELO ANTHONY	48 (2) FEB. 18 at Clew.	18 MAR. 15 at Hou.	19T DEC. 16 vs Hou.	6 JAN. 23 vs NO	14C MAR. 18 vs NO	8 FEB. 21 vs Bos.	5T MAR. 10 at Minn.	9 APR. 1 vs Port.	3 APR. 8 vs LAL	50C NOV. 27 vs N.Y.
RENALDO BALKMAN	15 NOV. 6 at Mia.	2 NOV. 6 at Mia.	2 NOV. 6 at Mia.	4 (2) NOV. 13 vs LAL	6 NOV. 6 at Mia.	2 APR. 13 at Phx.	2 (2) APR. 10 vs SA	2 (2) MAR. 3 vs OKC	1 (2) APR. 12 vs Mem.	6 NOV. 6 at Mia.
CHAUNCEY BILLUPS	45 JAN. 31 at SA	13C FEB. 25 at GS	17 (2) MAR. 20 vs Milw.	2 MAR. 24 at boss.	8 (3) JAN. 20 at GS	12 NOV. 1 vs Mem.	4 (2) MAR. 12 at NO	7 NOV. 25 at Minn.	2 NOV. 29 vs Minn.	38C FEB. 5 at LAL
ANTHONY CARTER	34 DEC. 20 at Mem.	6 MAR. 5 vs Ind.	4 JAN. 5 vs GS	4 (2) FEB. 9 vs Dal.	5 (3) JAN. 9 at Sac.	12 MAR. 3 vs OKC	4 DEC. 20 at Mem.	4 DEC. 27 vs Dal.	2 (3) MAR. 15 at Hou.	12 MAR. 5 vs Ind.
JOEY GRAHAM	32 FEB. 6 at Utah	7 (2) FEB. 6 at Utah	6 JAN. 5 vs GS	4 (2) MAR. 23 at NY	6 FEB. 26 vs Det.	2 (6) APR. 8 vs LAL	2 (3) MAR. 16 vs Wash.	3 (2) APR. 7 at OKC	2 NOV. 1 vs Mem.	20 JAN. 5 vs GS
COBY KARL Cle.-G.S.-Den.	38C FEB. 2 at Hou.	5C FEB. 2 at Hou.	2T JAN. 31 at OKC	5C(2) FEB. 2 at Hou.	5C(2) FEB. 2 at Hou.	7C FEB. 2 at Hou.	2C JAN. 31 at OKC	3C(3) FEB. 6 vs OKC	1T JAN. 31 at Hou.	12C FEB. 2 at Hou.
TY LAWSON	38C(2) JAN. 2 at Utah	9C(2) JAN. 2 at Utah	8C FEB. 6 at Utah	3C(3) DEC. 23 vs Atl.	5C(3) JAN. 2 vs Atl.	9C(2) JAN. 3 vs Phil.	3C JAN. 2 at Utah	4C(4) FEB. 26 vs Det.	1C(2) DEC. 7 at Phil.	25C FEB. 6 at Utah

2009-10 INDIVIDUAL SEASON HIGHS



09-10 DENVER NUGGETS INDIVIDUAL SEASON HIGHS (CONT.)

PLAYER	MINUTES	FIELD GOALS	FREE THROWS	REBOUNDS OFFENSIVE	REBOUNDS DEFENSIVE	REBOUNDS TOTAL	ASSISTS	STEALS	TURNOVERS	BLOCKED SHOTS	POINTS
KENYON MARTIN	47T FEB. 1 vs NO	12 JAN. 31 at SA	6 NOV. 13 vs LAL	8 JAN. 23 at GS	13 FEB. 18 at Clev.	17 FEB. 18 at Clev.	5 (2) JAN. 9 at Sac.	4 (2) APR. 12 vs Mem.	6 FEB. 6 at Utah	4 NOV. 21 vs Chi.	27 (2) JAN. 31 at SA
NENE	43 FEB. 1 vs Sac.	9 (4) APR. 1 vs Port.	12C APR. 12 vs Mem.	6 NOV. 3 at Ind.	11T (2) MAR. 12 at NO	15 JAN. 3 vs Phil.	6 (4) MAR. 26 at Tor.	6T JAN. 2 at Utah	5 (3) JAN. 27 at Hou.	4 (2) MAR. 7 vs Port.	25 DEC. 28 at Sac.
JOHAN PETRO	24 (3) MAR. 15 at Hou.	7 APR. 3 vs LAC	3 (2) MAR. 15 at Hou.	4 (2) APR. 7 at OKC	10 MAR. 7 vs Port.	10 (3) MAR. 15 at Hou.	2 (5) APR. 12 vs Mem.	1 (10) APR. 10 vs SA	2 (4) MAR. 24 at Bos.	3 APR. 12 vs Mem.	14 DEC. 28 vs LAC
J.R. SMITH	38 JAN. 27 at Hou.	15T DEC. 23 vs Atl.	8 DEC. 14 vs OKC	2 (2) FEB. 28 at LAL	7 (2) FEB. 25 at GS	8 FEB. 25 at GS	8C MAR. 5 vs Ind.	5C FEB. 26 vs Dal.	6T JAN. 3 vs Phil.	2 (4) APR. 7 at OKC	41 DEC. 23 vs Atl.
NUGGETS High Games	265 (4) FEB. 18 at Clev.	52 DEC. 1 vs GS	41 JAN. 17 vs Utah	20 (4) MAR. 20 vs Milw.	41 JAN. 23 vs NO	61 JAN. 23 vs NO	36 NOV. 1 vs Mem.	16 NOV. 24 vs NJ	23 JAN. 29 at OKC	11 (2) APR. 12 vs Mem.	135 DEC. 1 vs GS
NUGGETS Low Games	240 (78) APR. 13 at Phx.	27 JAN. 29 at OKC	8 MAR. 28 at Ori.	3 NOV. 17 vs Tor.	22 (3) APR. 13 at Phx.	31 (3) APR. 10 vs SA	7 JAN. 27 at Hou.	3 (3) MAR. 28 at Ori.	5 FEB. 18 at Clev.	1 (4) MAR. 26 at Tor.	84 JAN. 29 at OKC
OPPONENTS High Games	265 (4) FEB. 18 vs Mem.	48 NOV. 1 vs Mem.	33 (2) MAR. 5 vs Ind.	22 DEC. 20 at Mem.	43 (2) MAR. 26 at Tor.	58 MAR. 26 at Tor.	30 (3) MAR. 24 at Bos.	16 FEB. 28 at LAL	26 (2) FEB. 3 vs OKC	12 FEB. 21 vs Bos.	125 (3) MAR. 15 at Hou.
OPPONENTS Low Games	203 (78) APR. 13 at Phx.	27 MAR. 3 vs OKC	9 (2) APR. 3 vs LAC	5 (2) DEC. 12 vs Phx.	21 MAR. 13 at Mem.	28 FEB. 9 vs Dal.	12 NOV. 4 at NJ	2 (2) MAR. 20 vs Milw.	7 OCT. 29 at Port.	1 (4) MAR. 23 at NY	79 NOV. 13 vs LAL

"C" indicates a new career-high, "T" a tied career-high. Numbers in parentheses indicate the number of games in which a player or team has reached a given total (if more than one).



2009-10 MISCELLANEOUS STATS

2009-10 INDIVIDUAL SINGLE-GAME HIGHS

POINTS

Den: 50, Carmelo Anthony vs. NY, 11/27
 Opp: 43, LeBron James @ Cle., 2/18 (OT)
 41, Brandon Roy @ Por., 12/25
 41, Al Harrington, NY, 11/27

POINTS - HALF

Den: 29, Carmelo Anthony (2nd) vs. Utah, 1/17
 Opp: 29, LeBron James (2nd) @ Cle., 2/18

POINTS - QUARTER

Den: 21, Chauncey Billups (3rd) @ LAL, 2/5
 Opp: 18, 4 times, last by LeBron James (2nd) @ Cle., 2/18

FIELD GOALS MADE

Den: 18, Carmelo Anthony @ Hou., 3/15
 Opp: 17, O.J. Mayo, Mem., 11/1

FIELD GOALS ATTEMPTED

Den: 35, Carmelo Anthony @ Hou., 3/15
 35, Carmelo Anthony @ Sac., 12/28
 Opp: 33, LeBron James @ Cle., 2/18 (OT)
 29, Monta Ellis, GS, 1/5

3PT FIELD GOALS MADE

Den: 10, J.R. Smith vs. Atl., 12/23 *
 Opp: 6, Stephen Curry, GS, 1/5

3PT FIELD GOALS ATTEMPTED

Den: 17, J.R. Smith vs. Atl., 12/23 *
 Opp: 13, Danilo Gallinari @ NY, 3/23

FREE THROWS MADE

Den: 19, Carmelo Anthony vs. Hou., 12/16
 Opp: 16, Dirk Nowitzki @ Dal., 3/29
 16, Brandon Roy @ Por., 10/29

FREE THROWS ATTEMPTED

Den: 20, Carmelo Anthony vs. Hou., 12/16
 Opp: 18, Brandon Roy @ Por., 10/29

TOTAL REBOUNDS

Den: 18, Carmelo Anthony vs. NO, 3/18
 Opp: 24, Zach Randolph @ Mem., 12/20

OFFENSIVE REBOUNDS

Den: 8, Kenyon Martin @ GS, 1/20 (OT)
 7, Kenyon Martin vs. GS, 1/5
 7, Chris Andersen vs. Phx., 12/12
 Opp: 9, 3 times, last by Pau Gasol @ LAL, 2/5

DEFENSIVE REBOUNDS

Den: 14, Carmelo Anthony vs. NO, 3/18
 Opp: 16, Amar'e Stoudemire, Phx., 2/3

ASSISTS

Den: 12, Anthony Carter vs. OKC, 3/3
 12, Chauncey Billups vs. Mem., 11/1
 Opp: 19, Chris Paul @ NO, 12/18

BLOCKED SHOTS

Den: 5, Chris Andersen (4 times), last @ Mem., 4/2
 Opp: 6, Samuel Dalembert @ Phi., 12/7
 6, Josh Smith @ Atl., 11/7

STEALS

Den: 6, Nene @ Utah, 1/2
 Opp: 6, 3 times, last by Ron Artest @ LAL, 2/28

MINUTES

Den: 48:01, Carmelo Anthony @ Cle., 2/18 (OT)
 46:01, Carmelo Anthony vs. NY, 11/27
 Opp: 53:00, Monta Ellis @ GS, 1/20 (OT)
 46:25, J.J. Redick @ Orl., 3/28

* Denotes NBA Single-Game Season-High

2009-10 QUARTER-BY-QUARTER SCORING AVERAGES

	1ST	2ND	3RD	4TH	OT	OVERALL
Nuggets	26.7	26.6	26.1	26.3	14.5	106.5
TOTALS	2191	2183	2140	2157	58	8729
Opponents	25.9	26.4	24.9	24.7	10.5	102.4
TOTALS	2126	2162	2042	2022	42	8394

2009-10 MISCELLANEOUS STATS



2009-10 TEAM LEADERS (INCLUDES TIES)

PLAYER	SCORING	REBOUNDING	ASSISTS
Afflalo	0	4	3
Allen	0	0	0
Andersen	0	17	0
Anthony	50	12	6
Balkman	0	0	0
Billups	16	3	48
Carter	0	0	10
Graham	0	2	0
Lawson	3	0	16
Martin	4	32	1
Nene	4	26	6
Petro	0	3	0
Smith	7	1	8

2009-10 DOUBLE FIGURE GAMES

PLAYER	10+PTS	20+PTS	30+PTS	10+REBS	10+ASTS
Afflalo	33	2	0	1	0
Allen	1	0	0	0	0
Andersen	11	0	0	16	0
Anthony	69	60	31*	10	0
Balkman	0	0	0	0	0
Billups	68	37	5	0	5
Carter	1	0	0	0	1
Graham	8	1	0	0	0
Lawson	25	5	0	0	0
Martin	35	5	0	32	0
Nene	63	12	0	22	0
Petro	4	0	0	3	0
Smith	61	18	2^	0	0

* CARMELO ANTHONY ALSO RECORDED SEVEN GAMES OF 40+POINTS, INCLUDING ONE GAME OF 50+POINTS.

^ J.R. SMITH ALSO RECORDED ONE GAME OF 40+POINTS.

DOUBLE-DOUBLES (PTS/REBS):.....Martin (23), Nene (14), Anthony (10), Andersen (4), Petro (2), Afflalo (1)

DOUBLE-DOUBLES (PTS/ASTS):.....Billups (4)

TRIPLE-DOUBLE (PTS/REBS/ASTS)None

TRIPLE-DOUBLE (PTS/REBS/BLKS)None



2009-10 MISCELLANEOUS STATS

2009-10 GAMES MISSED

PLAYER	INJURY/ILLNESS	GAMES MISSED	RECORD
Malik Allen	Flu-like symptoms	2 (12/7-12/8)	1-1
Chris Andersen	Left ankle sprain Low back strain Right knee patella tendinitis	4 (1/5; 3/16; 4/3-4/7) 1 (2/19) 1 (11/20) TOTAL: 6	4-0 0-1 0-1 4-2
Carmelo Anthony	Left ankle sprain Right knee contusion	8 (1/25-2/6) 5 (1/2-1/9) TOTAL: 13	5-3 3-2 8-5
Renaldo Balkman	Mid-back strain Sinus infection	23 (2/5-3/1; 3/10-3/29) 1 (11/11) TOTAL: 24	12-11 0-1 12-12
Chauncey Billups	Right ankle sprain Left groin strain	1 (2/6) 8 (12/18-12/23; 12/27-1/5) TOTAL: 9	0-1 3-5 3-6
Anthony Carter	Left hip strain	2 (11/13-11/17)	2-0
Joey Graham	Left ankle sprain Sprained big toe, right foot	3 (4/10-4/13) 1 (11/4) TOTAL: 4	1-2 1-0 2-2
Ty Lawson	Left shoulder contusion Left ankle sprain	10 (3/1-3/18) 3 (1/8-1/11) TOTAL: 13	8-2 2-1 10-3
Kenyon Martin	Left knee patella tendinitis Left knee contusion Dislocated left little finger Left fibula contusion	20 (2/9-2/11; 3/5-4/8) 1 (2/26) 2 (12/8-12/10) 1 (11/7) TOTAL: 24	13-7 1-0 0-2 0-1 14-10
Johan Petro	Sprained left ankle	1 (12/20)	0-1

NUGGETS TEAM TOTAL: 98

2009-10 STARTING LINEUPS (10)

GUARD	GUARD	FORWARD	FORWARD	CENTER	RECORD
Billups	Afflalo	Anthony	Martin	Nene	25-9
Billups	Afflalo	Anthony	Nene	Petro	11-5
Billups	Afflalo	Anthony	Graham	Nene	1-3
Billups	Afflalo	Anthony	Allen	Nene	2-1
Lawson	Afflalo	Graham	Martin	Nene	2-2
Billups	Afflalo	Graham	Martin	Nene	6-3
Lawson	Afflalo	Anthony	Martin	Nene	1-3
Carter	Afflalo	Anthony	Martin	Nene	0-1
Billups	Graham	Anthony	Balkman	Nene	0-1
Billups	Carter	Anthony	Martin	Nene	5-1

2009-10 MISCELLANEOUS STATS



2010 PLAYOFF STATS

Player	GP/GS	MIN	FG/FGA	PCT	FIELD GOALS		3-POINT FG		FREE THROWS			REBOUNDS					PTS	AVG
					FG/FGA	PCT	FT/FTA	PCT	OFF/DEF	TOT	AST	PF	DQ	STL	TO	BS		
Anthony	6/6	254	64/138	.464	6/19	.316	50/57	.877	14/37	51	20	26	1	12	21	3	184	30.7
Billups	6/6	207	37/83	.446	11/31	.355	37/42	.881	1/13	14	38	24	1	6	18	3	122	20.3
Nene	5/5	169	18/29	.621	0/0	---	21/36	.583	8/21	29	11	17	0	6	4	1	57	11.4
Smith	6/0	159	21/57	.368	11/31	.355	14/16	.875	5/18	23	10	17	0	4	6	2	67	11.2
Martin	6/6	205	24/50	.480	0/1	.000	12/19	.632	14/36	50	8	27	0	9	11	7	60	10.0
Afflalo	6/6	120	20/32	.625	6/14	.429	9/11	.818	1/11	12	7	21	0	1	4	2	55	9.2
Lawson	6/0	118	15/35	.429	4/10	.400	13/19	.684	4/4	8	16	18	0	6	8	0	47	7.8
Graham	4/0	29	10/17	.588	1/3	.333	3/5	.600	4/6	10	0	6	1	2	1	1	24	6.0
Andersen	6/0	116	9/17	.529	0/0	---	9/14	.643	7/20	27	1	14	0	1	4	6	27	4.5
Petro	6/1	45	6/11	.545	0/0	---	1/2	.500	2/9	11	1	13	0	1	3	3	13	2.2
Allen	4/0	11	0/1	.000	0/0	---	0/0	---	2/1	3	0	2	0	1	0	0	0	0.0
Carter	1/0	7	0/1	.000	0/0	---	0/0	---	0/0	0	3	0	0	0	0	0	0	0.0
NUGGETS	6	1440	224/471	.476	39/109	.358	169/221	.765	62/176	238	115	185	3	49	82	28	656	109.3
OPPONENTS	6	1440	231/456	.507	38/99	.384	163/228	.715	53/178	231	148	167	2	33	87	26	663	110.5

2010 PLAYOFF GAME-BY-GAME

DATE	OPPONENT	W-L	SCORE	DEN. HIGH SCORER	OPP. HIGH SCORER	ATTEND.
4/17/10	Utah Jazz	W	126-113	Anthony - 42	Williams - 26	19,155
4/19/10	Utah Jazz	L	111-114	Anthony - 32	Williams - 33	19,155
4/23/10	@ Utah Jazz	L	93-105	Billups - 25	Williams - 24	19,911
4/25/10	@ Utah Jazz	L	106-117	Anthony - 39	Boozer - 31	19,911
4/28/10	Utah Jazz	W	116-102	Anthony - 26	Williams - 34	19,155
4/30/10	@ Utah Jazz	L	104-112	Billups - 30	Matthews - 23	19,911





SPALDING



DENVER NUGGETS
BASKETBALL

NBA



DENVER NUGGETS
DENVER
NUGGETS

SEASON-BY-SEASON



1976-77 SEASON

1976-77 ROSTER

NUGGETS SEASON-BY-SEASON

NO.	PLAYER	POS	HT	WT	COLLEGE/YR	EXP
40	Byron Beck	F	6-9	225	Denver '67	9
22	Gus Gerard	F	6-8	205	Virginia '74	2
30	George Irvine	F	6-6	200	Washington '70	6
44	Dan Issel	C	6-9	240	Kentucky '70	6
24	Bobby Jones	F	6-9	212	North Carolina '74	2
12	Ted McClain	G	6-3	200	Tennessee St. '71	5
35	Paul Silas	F	6-7	215	Creighton '64	12
21	Fatty Taylor	G	6-0	175	LaSalle '69	7
33	David Thompson	G/F	6-4	195	No. Carolina St. '75	1
13	Monte Towe	G	5-7	150	No. Carolina St. '75	1
10	Marvin Webster	C	7-1	240	Morgan St. '75	1
11	Chuck Williams	G	6-3	185	Colorado '68	6
42	Willie Wise	F	6-6	210	Drake '69	7

Head Coach: Larry Brown (North Carolina '63)
Assistant Coach: Frank Hamblen (Syracuse '69)
Trainer: Bob "Chopper" Travaglini

NUGGETS 1976-77 TEAM HIGHS & LOWS

	HIGH	LOW
Points	145 vs. San Antonio, 1/2	83 @ LA Lakers, 12/12
Field Goals Made	57 vs. San Antonio, 1/2	34 @ Chicago, 4/1
Field Goals Attempted	114 vs. Washington, 11/23	77 vs. Kansas City, 10/23
Field Goal Percentage	(.620/49-79) @ Portland, 2/8	(.400/36-90) @ Cleveland, 11/30
Free Throws Made	49 @ New Orleans, 4/10	11 @ LA Lakers, 12/12
Free Throws Attempted	65 @ New Orleans, 4/10	13 @ LA Lakers, 12/12
Free Throw Percentage	(.906/29-32) vs. Milwaukee, 10/28	(.531/17-32) @ Portland, 12/17
Total Rebounds	66 vs. Washington, 11/23	35 @ Buffalo, 3/13
Offensive Rebounds	33 vs. Washington, 11/23	7 vs. Houston, 2/22
Defensive Rebounds	54 vs. New York Nets, 11/17	24 vs. Chicago, 12/18
Assists	45 vs. San Antonio, 1/2	14 @ Cleveland, 11/30
Steals	20 vs. Seattle, 1/21	5 @ Boston, 3/6
Turnovers	*38 vs. Indiana, 3/16	*15 @ LA Lakers, 3/15
Blocked Shots	14 vs. Buffalo, 3/31	1 vs. Milwaukee, 10/28
Fouls	42 @ New Orleans, 4/10	12 vs. New Orleans, 1/12

OPPONENTS 1976-77 TEAM HIGHS & LOWS

	HIGH	LOW
Points	137 @ San Antonio, 1/5	78 by NY Nets, 11/17
Field Goals Made	55 @ San Antonio, 1/5	*29 by NY Nets, 11/17
Field Goals Attempted	118 by San Antonio, 1/2	81 by Philadelphia, 1/30
Field Goal Percentage	(.588/50-85) @ Golden State, 2/10	(.296/29-98) by NY Nets, 11/17
Free Throws Made	43 @ New Orleans, 4/10	*6 by Buffalo, 1/24
Free Throws Attempted	49 @ New Orleans, 4/10	7 by Cleveland, 12/9
Free Throw Percentage	(.914/32-35) @ NY Knicks, 3/8	(.500/9-18) by Indiana, 3/29
Total Rebounds	65 @ LA Lakers, 12/12	32 by Cleveland, 1/14
Offensive Rebounds	28 by Buffalo, 3/31	6 by Cleveland, 1/14
Defensive Rebounds	46 @ LA Lakers, 12/12	19 by Detroit, 3/20
Assists	37 @ Phoenix, 2/6	15 by Philadelphia, 12/21
Steals	21 @ Indiana, 3/16	4 @ LA Lakers, 12/12
Turnovers	35 by Philadelphia, 1/30	13 by Golden State, 3/27
Blocked Shots	*11 by New York Nets 2/16	1 by LA Lakers, 3/15
Fouls	38 @ New Orleans, 4/10	18 vs. LA Lakers, 3/15

* Indicates repeated mark, and is the last time it happened.

1976-77 SEASON



1976-77 GAME-BY-GAME RESULTS (50-32)

NO.	DATE	OPP.	W-L	SCORE	H.M.	R.D.	TOT.	DEN. HIGH SCORER	OPP. HIGH SCORER	ATTEND.
1	10/22	@Indiana	W	123-110	0-0	1-0	1-0	Issel-30	Hillman-19	7,266
2	10/23	KANSAS CITY	W	120-99	1-0	1-0	2-0	Issel-26	Washington-22	15,683
3	10/28	MILWAUKEE	W	119-100	2-0	1-0	3-0	Issel-24	Bridgeman-19	14,155
4	10/30	PHOENIX	W	113-107	3-0	1-0	4-0	Issel-24	Heard-28	17,608
5	11/3	N.Y. KNICKS	W	119-110	4-0	1-0	5-0	Thompson-24	Frazier-27	17,808
6	11/5	@Chicago	W	99-85	4-0	2-0	6-0	Thompson-36	Johnson-30	13,543
7	11/6	@Milwaukee	W	105-103	4-0	3-0	7-0	Thompson-29	Winters-20	10,338
8	11/9	GOLDEN STATE	W	123-117	5-0	3-0	8-0	Issel-24	Smith-43	17,577
9	11/11	@Buffalo	L	94-105	5-0	3-1	8-1	Thompson-36	McAdoo-22	11,978
10	11/13	KANSAS CITY	W	123-96	6-0	3-1	9-1	Thompson-23	Boone-23	17,783
11	11/17	N.Y. NETS	W	112-78	7-0	3-1	10-1	Gerard-17	Archibald-18	15,792
12	11/19	@Boston	L	108-112	7-0	3-2	10-2	Issel-29	Scott-22	15,040
13	11/20	@N.Y. Knicks	L	115-120	7-0	3-3	10-3	Thompson-25	Giannelli-19	19,694
14	11/23	WASHINGTON	W	117-96	8-0	3-3	11-3	Thompson-28	Hayes-21	17,778
15	11/24	LOS ANGELES	W	122-112	9-0	3-3	12-3	Issel-27	Abdul-Jabbar-28	17,803
16	11/26	@Kansas City	L	110-120	9-0	3-4	12-4	Thompson-27	Boone/Wedman-28	8,986
17	11/27	INDIANA	W	123-113	10-0	3-4	13-4	Thompson-27	Fynn-24	17,518
18	11/30	@Cleveland	L	93-99	10-0	3-5	13-5	Thompson-19	Smith-20	18,031
19	12/1	@Philadelpia	L	102-114	10-0	3-6	13-6	Issel-24	Collins-32	18,116
20	12/3	@N.Y. Nets	W	126-124	10-0	4-6	14-6	Issel/Thompson-30	Williamson-30	8,145
21	12/4	@Washington	L	95-100	10-0	4-7	14-7	Thompson-20	Chenier-23	18,513
22	12/5	@New Orleans	W	117-105	10-0	5-7	15-7	Issel-29	James-34	12,408
23	12/7	MILWAUKEE	W	122-115	11-0	5-7	16-7	Thompson-27	Bridgeman-22	15,037
24	12/9	CLEVELAND	W	104-94	12-0	5-7	17-7	Thompson-29	Smith-20	17,817
25	12/12	@Los Angeles	L	83-112	12-0	5-8	17-8	Issel-18	Abdul-Jabbar-18	15,524
26	12/15	@Seattle	W	117-103	12-0	6-9	18-9	Issel-38	Brown-22	13,436
27	12/17	@Portland	L	105-127	12-0	6-9	18-9	Thompson-24	Walton-22	12,672
28	12/18	CHICAGO	W	111-106	13-0	6-9	19-9	Thompson-32	Johnson-29	17,301
29	12/21	PHILADELPHIA	W	108-94	14-0	6-9	20-9	Jones-22	Erving-26	17,839
30	12/23	SEATTLE	W	123-95	15-0	6-9	21-9	Thompson-38	Thompson-17	17,321
31	12/26	BOSTON	L	101-103	15-1	6-9	21-10	Thompson-29	Scott-31	17,851
32	12/28	PHOENIX	W	110-102	16-1	6-9	22-10	Issel-34	Westphal-27	17,595
33	12/30	DETROIT	W	123-106	17-1	6-9	23-10	Thompson-29	Lanier-25	17,868
34	1/1	SAN ANTONIO	W	145-120	18-1	6-9	24-10	Issel-27	Gervin-31	16,924
35	1/4	@Atlanta	L	109-113	18-1	6-10	24-11	Issel-29	Hudson-25	9,194
36	1/5	@San Antonio	L	133-137	18-1	6-11	24-12	Jones/Thompson-27	Gervin-30	11,239
37	1/7	@Houston	W	117-107	18-1	7-11	25-12	Issel-30	Tomjanovich-24	13,226
38	1/8	CHICAGO	W	119-99	19-1	7-11	26-12	Jones-18	May-20	17,111
39	1/12	NEW ORLEANS	W	110-99	20-1	7-11	27-12	Issel-24	Maravich-27	17,205
40	1/14	CLEVELAND	W	116-96	21-1	7-11	28-12	Issel/Thompson-19	Russell-17	17,709
41	1/16	@Seattle	W	109-101	21-1	8-11	29-12	Issel-23	Wilkinson-20	14,098
42	1/18	@Golden State	L	101-107	21-1	8-12	29-13	Issel-25	Barry-26	13,155
43	1/21	SEATTLE	W	120-106	22-1	8-12	30-13	Issel-27	Walterspoon-19	17,222
44	1/24	BUFFALO	W	127-102	23-1	8-12	31-13	Smith-32	Smith-24	15,092
45	1/26	PORTLAND	L	102-107	23-2	8-12	31-14	Issel/Thompson-22	Lucas-22	17,799
46	1/28	NEW ORLEANS	W	108-96	24-2	8-12	32-14	Issel-31	Maravich-28	16,987
47	1/30	PHILADELPHIA	L	101-107	24-3	8-12	32-15	Issel-26	Free-33	16,879
48	2/2	WASHINGTON	W	119-105	25-3	8-12	33-15	Thompson-37	Hayes-26	17,493
49	2/4	@Detroit	L	111-124	25-3	8-13	33-16	Issel-38	Lanier-40	10,716
50	2/6	@Phoenix	L	104-115	25-3	8-14	33-17	Thompson-27	Westphal-32	11,826
51	2/8	@Portland	W	119-111	25-3	9-14	34-17	Thompson-40	Hollins-28	12,605
52	2/10	@Golden State	L	101-114	25-3	9-15	34-18	Thompson-27	Smith-21	13,155
53	2/11	@Los Angeles	L	109-117	25-3	9-16	34-19	Issel-35	Abdul-Jabbar-29	16,954
54	2/16	N.Y. NETS	W	116-102	26-3	9-16	35-19	Issel-24	Bantom-26	15,858
55	2/19	PORTLAND	W	133-124	27-3	9-16	36-19	Issel-26	Lucas-35	17,778
56	2/20	ATLANTA	W	111-95	28-3	9-16	37-19	Issel/Thompson-28	Drew-33	16,982
57	2/22	HOUSTON	W	118-106	29-3	9-16	38-19	Issel-22	Murphy-24	17,011
58	2/23	@N.Y. Nets	L	88-91	29-3	9-17	38-20	Issel-26	Bantom-16	8,067
59	2/25	@Kansas City	W	130-128	29-3	10-17	39-20	Issel-40	Boone/Washington-22	9,478
60	2/27	BOSTON	W	121-100	30-3	10-17	40-20	Thompson-31	Covens-24	17,868
61	3/1	@Detroit	W	110-94	30-3	11-17	41-20	Thompson-37	Simpson-16	11,182
62	3/2	@Washington	L	113-115*	30-3	11-18	41-21	Thompson-36	Hayes-44	15,186
63	3/6	@Boston	L	110-112*	30-3	11-19	41-22	Thompson-24	White-27	15,040
64	3/8	@N.Y. Knicks	W	114-108	30-3	12-19	42-22	Thompson-30	McAdoo-31	19,006
65	3/9	@Philadelphia	L	125-129**	30-3	12-20	42-23	Thompson-40	Erving-38	18,021
66	3/11	@Atlanta	L	95-100	30-3	12-21	42-24	Thompson-26	Hill-26	11,086
67	3/13	@Buffalo	L	95-102	30-3	12-22	42-25	Issel-27	Dantley-33	8,952
68	3/15	LOS ANGELES	W	107-85	31-3	12-22	42-25	Thompson-26	Abdul-Jabbar-21	18,127
69	3/16	@Indiana	L	98-109	31-3	12-23	43-26	Issel/Thompson-24	Williamson-29	19,913
70	3/17	N.Y. KNICKS	L	107-115	31-4	12-23	43-27	Thompson-30	McAdoo-34	17,502
71	3/20	DETROIT	W	133-104	32-4	12-23	44-27	Thompson-29	Car-29	17,563
72	3/23	SAN ANTONIO	L	120-122	32-5	12-23	44-28	Thompson-44	Gervin-38	18,044
73	3/25	@Milwaukee	L	108-112	32-5	12-24	44-29	Issel-32	Carter-24	10,898
74	3/27	GOLDEN STATE	W	115-109	33-5	12-24	45-29	Thompson-24	Barry-26	17,384
75	3/29	INDIANA	W	119-105	34-5	12-24	46-29	Thompson-22	Knigton-23	16,724
76	3/31	BUFFALO	W	110-95	35-5	12-24	47-29	Thompson-33	Dantley-20	16,696
77	4/1	@Chicago	L	97-107	36-5	12-25	47-30	Thompson-22	Gilmore-21	20,231
78	4/3	@Phoenix	W	124-109	35-5	13-25	48-30	Thompson-35	Free-28	7,501
79	4/6	ATLANTA	W	110-95	36-5	13-25	49-30	Thompson-28	Drew-28	16,571
80	4/7	@Cleveland	L	108-94	36-5	13-26	49-31	Thompson-23	Smith-23	18,677
81	4/9	@Houston	W	118-110	36-5	14-26	50-31	Thompson-30	Murphy-33	14,282
82	4/10	@New Orleans	L	125-139	36-5	14-27	50-32	Thompson-40	Maravich-45	9,288

*Denotes number of overtime periods.



1977-78 SEASON

1977-78 ROSTER

NO.	PLAYER	POS	HT	WT	COLLEGE/YR	EXP
40	Byron Beck	F	6-9	225	Denver '67	10
20	Mack Calvin	G	6-1	175	USC '69	8
30	Jacky Dorsey	F	6-7	230	Georgia '78	R
31	Bo Ellis	F	6-9	200	Marquette '77	R
44	Dan Issel	C	6-9	240	Kentucky '70	7
24	Bobby Jones	F	6-9	212	North Carolina '74	3
45	Tom LaGarde	C/F	6-10	220	North Carolina '77	R
15	Jim Price	G	6-3	195	Louisville '72	5
21	Anthony Roberts	F	6-5	185	Oral Roberts '77	R
5	Robert Smith	G	5-11	165	UNLV '77	R
14	Brian Taylor	G	6-3	185	Princeton '73	5
33	David Thompson	G/F	6-4	195	No. Carolina St. '75	2
32	Bobby Wilkerson	F/G	6-7	200	Indiana '76	1

Head Coach: Larry Brown (North Carolina '63)
 Assistant Coaches: Donnie Walsh (North Carolina '62), George Irvine (Washington '70)
 Trainer: Bob "Chopper" Travaglini

NUGGETS 1977-78 TEAM HIGHS & LOWS

	HIGH	LOW
Points	141 vs. New York, 1/22	87 @ Cleveland, 2/16
Field Goals Made	55 @ Detroit, 4/9	29 @ Portland, 4/7
Field Goals Attempted	108 vs. Washington, 12/16	67 vs. Atlanta, 2/8
Field Goal Percentage	(.611/.55-90) @ Detroit, 4/9	(.348/.31-89) @ Boston, 3/19
Free Throws Made	47 vs. New York, 1/22	10 @ San Antonio, 3/23
Free Throws Attempted	59 vs. New York, 1/22	15 @ San Antonio, 3/23
Free Throw Percentage	(.954/.21-22) @ Washington, 11/22	(.619/.13-21) @ Washington, 1/3
Total Rebounds	65 vs. Golden State, 12/28	33 vs. Philadelphia, 1/29
Offensive Rebounds	29 @ Indiana, 10/25	*6 vs. Atlanta, 11/23
Defensive Rebounds	45 vs. Golden State, 12/28	21 vs. Philadelphia, 1/29
Assists	39 vs. Buffalo, 1/25	11 @ Portland, 4/7
Steals	20 vs. New Jersey, 12/2	3 @ Boston, 3/19
Turnovers	*30 @ Milwaukee, 1/19	7 @ New Orleans, 11/24
Blocked Shots	11 vs. Kansas City, 3/4	*2 @ Boston, 3/19
Fouls	35 vs. Washington 12/16	9 vs. Houston, 1/27

OPPONENTS 1977-78 TEAM HIGHS & LOWS

	HIGH	LOW
Points	143 by New York, 1/22	89 by Cleveland, 1/17
Field Goals Made	58 by New York, 1/22	32 @ Philadelphia, 2/1
Field Goals Attempted	115 at Seattle, 2/10	76 @ Atlanta, 12/30
Field Goal Percentage	(.592/.58-98) by New York, 1/22	(.348/.39-112) by New Jersey, 12/2
Free Throws Made	40 @ Philadelphia, 2/1	2 by Houston, 1/27
Free Throws Attempted	52 @ Philadelphia, 2/1	4 by Houston, 1/27
Free Throw Percentage	(.944/.16-17) @ Cleveland, 2/16	*(.500/.11-22) @ Phoenix, 4/6
Total Rebounds	69 @ Seattle, 12/20	29 @ Houston, 1/12
Offensive Rebounds	31 by New Jersey, 12/2	4 by Phoenix, 3/7
Defensive Rebounds	42 @ Seattle, 12/20	18 @ Houston, 1/12
Assists	42 @ Chicago, 1/24	17 by Detroit, 11/15
Steals	18 by Atlanta, 12/7	4 by Chicago, 1/8
Turnovers	31 by New York, 1/22	7 @ Houston, 1/12
Blocked Shots	16 @ Detroit, 10/22	1 @ Portland, 4/7
Fouls	42 by New York, 1/22	*20 @ Phoenix, 4/6

* Indicates repeated mark, and is the last time it happened.

1977-78 SEASON



1977-78 GAME-BY-GAME RESULTS (48-34)

NO.	DATE	OPP.	W-L	SCORE	HM.	RD.	TOT.	DEN. HIGH SCORER	OPP. HIGH SCORER	ATTEND.
1	10/19	MILWAUKEE	W	133-115	1-0	0-0	1-0	Thompson-36	Johnson-22	14,792
2	10/21	LOS ANGELES	W	106-101	2-0	0-0	2-0	Issel-23	Hudson-17	15,672
3	10/22	@Detroit	L	106-126	2-0	0-1	2-1	Taylor-20	Roney-26	7,429
4	10/25	@Indiana	L	104-129	2-0	0-2	2-2	Thompson-24	Dantley-32	11,624
5	10/26	PORTLAND	W	111-108	3-0	0-2	3-2	Thompson-24	Gross-22	15,842
6	10/29	BUFFALO	W	127-111	4-0	0-2	4-2	Thompson-29	Smith-29	15,724
7	11/1	@Cleveland	L	93-110	4-0	0-3	4-3	Thompson-25	Chones-21	9,387
8	11/2	@Buffalo	L	100-104	4-0	0-4	4-4	Roberts-20	King-32	5,404
9	11/4	@Boston	W	109-104	4-0	1-4	5-4	Thompson-30	Scott-29	13,819
10	11/5	@Philadelphia	L	101-132	4-0	1-5	5-5	Thompson-20	Erving/Bibby-21	17,292
11	11/8	@Milwaukee	W	111-101	4-0	2-5	6-5	Thompson-20	Johnson-26	10,004
12	11/9	NEW ORLEANS	W	115-112	5-0	2-5	7-5	Thompson-31	Robinson-24	15,662
13	11/12	KANSAS CITY	W	119-114	6-0	2-5	8-5	Issel-22	Wedman-24	15,497
14	11/15	DETROIT	W	123-113	7-0	2-5	9-5	Thompson-33	Mye-22	14,162
15	11/18	SAN ANTONIO	W	105-94	8-0	2-5	10-5	Thompson-26	Gervin-22	15,847
16	11/20	@New Jersey	W	125-118	8-0	3-5	11-5	Thompson-33	King-32	6,802
17	11/22	@Washington	W	119-114	8-0	4-5	12-5	Issel-26	Dandridge-29	9,363
18	11/23	@Atlanta	L	104-105	8-0	4-6	12-6	Thompson-33	Cris-22	7,888
19	11/24	@New Orleans	L	129-131	8-0	4-7	12-7	Issel-29	Maravich-31	14,438
20	11/26	INDIANA	W	136-123	9-0	4-7	13-7	Thompson-42	Dantley-21	17,297
21	11/27	@Phoenix	L	97-115	9-0	4-8	13-8	Thompson-24	Westphal-48	10,658
22	11/29	SEATTLE	W	115-99	10-0	4-8	14-8	Jones-18	Walker-18	13,122
23	12/2	NEW JERSEY	W	126-92	11-0	4-8	15-8	Thompson-24	Hillman-19	14,322
24	12/4	@Los Angeles	W	111-109	11-0	5-8	16-8	Thompson-27	Abdul-Jabbar-21	15,479
25	12/7	ATLANTA	W	120-116	12-0	5-8	17-8	Issel-34	Drew-20	14,327
26	12/10	MILWAUKEE	W	119-111	13-0	5-8	18-8	Jones-25	Winters-22	15,426
27	12/13	@Chicago	L	96-99	13-0	5-9	18-9	Thompson-24	Gilmore-20	15,211
28	12/14	@Kansas City	L	98-124	13-0	5-10	18-10	Thompson-19	Wedman-24	6,410
29	12/16	WASHINGTON	L	112-117*	13-1	5-10	18-11	Thompson-31	Hayes-33	15,922
30	12/20	@Seattle	L	88-93	13-1	5-11	18-12	Issel-22	Johnson-18	11,825
31	12/23	@Golden State	L	93-98	13-1	5-12	18-13	Wilkinson-24	Parish-23	11,312
32	12/26	PHOENIX	W	127-108	14-1	5-12	19-13	Issel/Thompson-24	Davis-23	17,297
33	12/28	GOLDEN STATE	W	130-108	15-1	5-12	20-13	Thompson-29	Barry-21	17,404
34	12/30	@Atlanta	W	106-104	15-1	6-12	21-13	Issel-32	Drew-25	11,290
35	1/3	@Washington	W	101-100	15-1	7-12	22-13	Thompson-26	Chenier-23	9,457
36	1/4	@San Antonio	W	119-114	15-1	8-12	23-13	Taylor-23	Gervin-36	9,606
37	1/8	CHICAGO	W	109-104	16-1	8-12	24-13	Thompson-23	May-22	16,422
38	1/10	NEW ORLEANS	W	115-110*	17-1	8-12	25-13	Issel-28	Maravich-29	16,649
39	1/12	@Houston	W	109-106	17-1	9-12	26-13	Thompson-41	Murphy-28	8,326
40	1/14	LOS ANGELES	W	123-112	18-1	9-12	27-13	Issel-30	Abdul-Jabbar-26	17,592
41	1/17	CLEVELAND	W	104-89	19-1	9-12	28-13	Thompson-25	Russell-19	15,327
42	1/19	@Milwaukee	L	109-114	19-1	9-13	28-14	Thompson-34	Johnson-27	10,538
43	1/22	NEW YORK	L	101-143*	19-2	9-13	29-15	Thompson-37	McAdoo-39	16,003
44	1/24	@Chicago	L	114-131	19-2	9-14	29-16	Thompson-26	Holland-26	15,583
45	1/25	BUFFALO	W	121-119*	20-2	9-14	29-16	Jones-27	Knight-40	14,629
46	1/27	HOUSTON	W	105-100	21-2	9-14	30-16	Issel-26	Murphy-22	14,602
47	1/29	PHILADELPHIA	L	117-118	21-3	9-14	30-17	Thompson-39	Collins-30	17,589
48	1/31	@New York	W	119-115	21-3	10-14	31-17	Thompson-41	McAdoo-33	16,898
49	2/1	@Philadelphia	L	101-104	21-3	10-15	31-18	Price-22	Collins-16	18,276
50	2/3	DETROIT	W	115-102	22-3	10-15	32-18	Thompson-30	Carr-24	16,009
51	2/8	ATLANTA	W	114-109	23-3	10-15	33-18	Issel-28	Drew-30	15,228
52	2/9	@Golden State	L	108-119	23-3	10-16	33-19	Issel-22	Barry-32	12,376
53	2/10	@Seattle	L	123-126*	23-3	10-17	33-20	Thompson-26	Webster-26	13,795
54	2/12	@Portland	W	103-101	23-3	11-17	34-20	Thompson-22	Walton-24	12,666
55	2/14	WASHINGTON	W	103-98	24-3	11-17	35-20	Thompson-26	Grevey-26	15,636
56	2/16	@Cleveland	L	87-119	24-3	11-18	35-21	Roberts-19	Chones/Smith-18	9,578
57	2/17	PORTLAND	W	112-105	25-3	11-18	36-21	Thompson-30	Lucas-31	17,748
58	2/19	BOSTON	W	118-115	26-3	11-18	37-21	Thompson-29	Havlicek-23	17,404
59	2/22	INDIANA	L	96-99	26-4	11-18	37-22	Issel-40	Behagen-19	14,972
60	2/24	@Los Angeles	L	99-109	26-4	11-19	37-23	Thompson-29	Hudson-27	14,999
61	2/25	PHILADELPHIA	W	124-115	27-4	11-19	38-23	Roberts/Thompson-25	Erving-33	17,948
62	2/28	@Indiana	W	122-106	27-4	12-19	39-23	Thompson-27	Edwards-24	13,145
63	3/1	CLEVELAND	L	104-110	27-5	12-19	39-24	Thompson-33	Russell-23	14,747
64	3/4	KANSAS CITY	W	123-114	28-5	12-19	40-24	Thompson-31	Wedman-26	16,642
65	3/7	PHOENIX	L	112-126	28-6	12-19	40-25	Issel-30	Davis-34	17,428
66	3/10	@Kansas City	L	120-126	28-6	12-20	40-26	Thompson-30	Boone-30	8,089
67	3/12	CHICAGO	W	99-95	29-6	12-20	41-26	Thompson-32	Johnson-29	17,053
68	3/15	GOLDEN STATE	W	123-111	30-6	12-20	42-26	Issel-33	Barry-27	15,562
69	3/17	@New Jersey	W	108-111*	30-6	12-21	42-27	Thompson-40	Williamson-42	6,283
70	3/19	@Boston	L	95-122	30-6	12-22	42-28	Issel-23	Havlicek-27	13,172
71	3/21	NEW YORK	L	114-115	30-7	12-22	42-29	Thompson-29	McAdoo-35	17,297
72	3/23	@San Antonio	W	106-123	30-7	12-23	42-30	Thompson-29	Gervin-27	9,334
73	3/26	@New Orleans	L	109-100	30-7	13-23	43-30	Thompson-42	Robinson-26	19,455
74	3/28	@New York	L	103-106	30-7	13-24	43-31	Issel-25	Shelton-31	17,397
75	3/29	BOSTON	W	109-106	31-7	13-24	44-31	Thompson-35	Havlicek-22	17,627
76	3/31	SEATTLE	L	109-111	31-8	13-24	44-32	Issel-31	Johnson-24	17,270
77	4/2	HOUSTON	W	108-100	32-8	13-24	45-32	Issel-22	Murphy-32	15,253
78	4/3	@Buffalo	W	104-95	32-8	14-24	46-32	Issel-27	Smith-39	3,560
79	4/5	NEW JERSEY	W	129-121	33-8	14-24	47-32	Issel-32	King-38	16,422
80	4/6	@Phoenix	W	111-105	33-8	15-24	48-32	Thompson-28	Davis-29	12,660
81	4/7	@Portland	L	93-97	33-8	15-25	48-33	Thompson-26	Lucas-31	12,666
82	4/9	@Detroit	L	137-139	33-8	15-26	48-34	Thompson-73	Carr-29	3,482

* Denotes number of overtime periods.



1978-79 SEASON

1978-79 ROSTER

NO.	PLAYER	POS	HT	WT	COLLEGE/YR	EXP
41	Tom Boswell	F	6-9	225	South Carolina '75	3
20	Mack Calvin	G	6-1	175	USC '69	9
31	Bo Ellis	F	6-8	200	Marquette '77	1
35	Kim Hughes	C	6-11	220	Wisconsin '74	3
44	Dan Issel	C	6-9	240	Kentucky '70	8
30	George McGinnis	F	6-8	235	Indiana '73	7
21	Anthony Roberts	F	6-5	185	Oral Roberts '77	1
11	Charles Scott	G	6-6	175	North Carolina '70	8
5	Robert Smith	G	5-11	165	UNLV '77	1
33	David Thompson	G	6-4	195	No. Carolina St. '75	3
32	Bobby Wilkerson	G	6-7	200	Indiana '76	2

Head Coach: Larry Brown (North Carolina '63)
Assistant Coaches: Donnie Walsh (North Carolina '62), George Irvine (Washington '70)
Trainer: Bob "Chopper" Travaglini

NUGGETS 1978-79 TEAM HIGHS & LOWS

	HIGH	LOW
Points	150 @ Phoenix, 11/10	76 @ Portland, 1/30
Field Goals Made	60 @ Phoenix, 11/10	*30 @ Portland, 1/30
Field Goals Attempted	108 vs. San Diego 2/16	63 vs. New Jersey, 12/6
Field Goal Percentage	(.667/46-69) @ New Jersey, 10/20*	(.374/40-107) @ Houston, 2/28
Free Throws Made	*39 vs. Atlanta, 11/22	*12 vs. Washington, 3/11
Free Throws Attempted	55 @ Atlanta, 10/21	16 vs. Chicago, 1/28
Free Throw Percentage	(.905/19-21) vs. Boston 1/6	(.444/12-27) vs. Washington, 3/11
Total Rebounds	62 at Indiana, 10/27	32 @ Milwaukee, 11/28
Offensive Rebounds	30 vs. San Diego, 2/16	5 @ New Jersey, 10/20
Defensive Rebounds	43 vs. Washington, 1/9	20 @ Milwaukee, 2/11
Assists	41 vs. Boston, 1/6	13 @ Washington, 4/1
Steals	16 vs. New Orleans, 12/20	0 @ Atlanta, 10/21
Turnovers	33 @ New Jersey, 10/20	10 vs. New Orleans, 12/20
Blocked Shots	11 vs. Washington, 1/9	0 @ LA Lakers, 3/4
Fouls	*35 @ Seattle, 11/24	14 vs. San Antonio, 12/12

OPPONENTS 1978-79 TEAM HIGHS & LOWS

	HIGH	LOW
Points	134 @ LA Lakers, 10/31	82 @ Portland, 1/30
Field Goals Made	60 @ LA Lakers, 10/31	33 @ New Orleans, 1/16
Field Goals Attempted	110 by San Diego, 3/30	77 by Kansas City, 1/3
Field Goal Percentage	(.600/60-100) @ LA Lakers, 10/31	(.358/38-106) by Cleveland, 11/3
Free Throws Made	44 @ Atlanta, 10/21	*8 by Golden State, 3/20
Free Throws Attempted	52 @ Chicago, 12/29	*12 @ Portland, 1/30
Free Throw Percentage	(.929/13-14) @ Boston, 4/6	(.400/8-20) by Phoenix, 12/26
Total Rebounds	59 @ Chicago, 2/13	26 by Phoenix, 10/25
Offensive Rebounds	29 @ Detroit, 3/28	5 @ Indiana, 1/19
Defensive Rebounds	43 by New Orleans, 11/30	19 @ Phoenix, 11/10
Assists	39 @ Houston, 2/28	11 @ San Diego, 10/15
Steals	*16 @ Boston, 4/6	2 by New Orleans, 12/20
Turnovers	*30 by Kansas City, 1/3	9 by Indiana, 1/14
Blocked Shots	14 @ New Orleans, 11/30	*0 @ Boston, 4/6
Fouls	*41 by Atlanta, 11/22	17 by LA Lakers, 1/26

* Indicates repeated mark, and is the last time it happened.

1978-79 SEASON



1978-79 GAME-BY-GAME RESULTS (47-35)

NO.	DATE	OPP.	W-L	SCORE	HM.	RD.	TOT.	DEN. HIGH SCORER	OPP. HIGH SCORER	ATTEND.
1	10/13	SAN ANTONIO	W	118-117	1-0	0-0	1-0	McGinnis-29	Kenon-38	14,009
2	10/15	@San Diego	W	98-94	1-0	1-0	2-0	Thompson-26	Smith-28	8,362
3	10/18	PORTLAND	W	125-113	2-0	1-0	3-0	McGinnis-26	Owens-32	12,918
4	10/20	@New Jersey	W	126-117	2-0	2-0	4-0	Thompson-34	Money-26	4,212
5	10/21	@Atlanta	L	125-130	2-0	2-1	4-1	Thompson-33	Drew-22	9,367
6	10/25	PHOENIX	W	108-104	3-0	2-1	5-1	McGinnis-33	Westphal-29	14,448
7	10/27	@Indiana	L	99-112	3-0	2-2	5-2	McGinnis-20	Davis-21	12,469
8	10/29	HOUSTON	W	134-121	4-0	2-2	6-2	McGinnis/Thompson-26	Davy-24	14,465
9	10/31	@Los Angeles	L	107-134	4-0	2-3	6-3	McGinnis-25	Dantley-22	9,715
10	11/3	CLEVELAND	W	110-93	5-0	2-3	7-3	Thompson-29	Russell-21	15,211
11	11/4	@Kansas City	L	107-109	5-0	2-4	7-4	McGinnis-22	Wedman-24	10,630
12	11/9	NEW YORK	W	116-109	6-0	2-4	8-4	McGinnis-25	Williams-24	15,622
13	11/10	@Phoenix	W	150-132	6-0	3-4	9-4	McGinnis-32	Westphal-27	10,277
14	11/11	KANSAS CITY	L	113-117	6-1	3-4	9-5	Issel/Boswell-20	Wedman-35	14,407
15	11/14	@New York	L	110-106	6-1	3-5	9-6	Thompson-29	Haywood-26	16,728
16	11/15	@Philadelphia	L	103-109*	6-1	3-6	9-7	McGinnis-29	Erving-33	18,276
17	11/17	@Boston	L	107-112	6-1	3-7	9-8	Thompson-33	Knights-24	14,636
18	11/18	@Washington	L	114-119	6-1	3-8	9-9	Thompson-35	Dandridge-19	13,505
19	11/22	ATLANTA	L	111-113	6-2	3-8	9-10	Thompson-35	Hill-20	15,722
20	11/24	@Seattle	W	103-100	6-2	4-8	10-10	McGinnis-22	Sikma-23	25,127
21	11/25	SEATTLE	L	104-110	6-3	4-8	10-11	McGinnis-26	Williams-24	17,109
22	11/28	@Milwaukee	L	100-117	6-3	4-9	10-12	McGinnis-26	Winters-27	10,812
23	11/30	@New Orleans	L	105-111	6-3	4-10	10-13	Scott/Thompson-22	Maravich-28	8,322
24	12/1	DETROIT	W	125-120	7-3	4-10	11-13	McGinnis-30	Long-28	13,752
25	12/2	@San Antonio	W	104-93	7-3	5-10	11-13	Issel-23	Kenon-24	10,656
26	12/6	NEW JERSEY	W	92-83	8-3	5-10	12-13	McGinnis-27	King-24	12,289
27	12/9	MILWAUKEE	W	113-103	9-3	5-10	14-13	Issel-28	Johnson-31	14,022
28	12/12	SAN ANTONIO	W	107-103	10-3	5-10	15-13	McGinnis-38	Gervin-30	13,448
29	12/15	PORTLAND	L	113-116	10-4	5-10	15-14	Thompson-36	Lucas-32	14,429
30	12/17	@Portland	L	110-123	10-4	5-11	15-15	Thompson-22	Owens-35	12,666
31	12/20	NEW ORLEANS	W	121-112	11-4	5-11	16-15	McGinnis-39	Maravich-25	16,385
32	12/22	@Golden State	W	107-103	11-4	6-11	17-15	McGinnis-29	Smith-23	11,377
33	12/26	PHOENIX	L	102-106	11-5	6-11	17-16	McGinnis-27	Davis-31	16,325
34	12/28	CHICAGO	L	107-111	11-6	6-11	17-17	Thompson-35	Ginnery-31	14,614
35	12/29	@Chicago	L	117-123	11-6	6-12	17-18	McGinnis-27	Johnson-33	16,587
36	12/30	@Atlanta	L	87-113	11-6	6-13	17-19	Thompson-21	Drew-50	7,747
37	1/2	@Kansas City	W	99-97	11-6	7-13	18-19	McGinnis-28	Birdsong-22	11,445
38	1/3	KANSAS CITY	L	101-108	11-7	7-13	18-20	Thompson-26	Ford-26	14,336
39	1/5	@Seattle	W	95-92	11-7	8-13	19-20	McGinnis/Thompson-22	Sikma-23	22,347
40	1/6	BOSTON	W	127-98	12-7	8-13	20-20	Issel-23	Knights-20	15,109
41	1/9	WASHINGTON	W	121-90	13-7	8-13	21-20	Thompson-22	Hayes-18	13,872
42	1/12	NEW YORK	W	128-119	14-7	8-13	22-20	McGinnis-41	McAdoo-37	14,134
43	1/14	INDIANA	W	111-109	15-7	8-13	23-20	McGinnis-21	Smith-24	14,889
44	1/16	@New Orleans	W	104-100	15-7	9-13	24-20	Thompson-24	Haywood-25	6,817
45	1/17	@San Antonio	L	101-119	15-7	9-14	24-21	Wilkinson-20	Gervin-30	15,216
46	1/19	@Indiana	W	101-98	15-7	10-14	25-21	Thompson-26	Barton-22	9,209
47	1/20	GOLDEN STATE	W	109-106	16-7	10-14	26-21	McGinnis-27	Smith-22	15,187
48	1/22	DETROIT	L	117-121	16-8	10-14	26-22	McGinnis-33	Lanier-30	10,156
49	1/23	@Cleveland	L	107-108	16-8	10-15	26-23	Thompson-29	Russell-34	7,613
50	1/24	@Houston	L	116-117	16-8	10-16	26-24	McGinnis-34	Murphy-26	12,778
51	1/26	LOS ANGELES	W	119-107	17-8	10-16	27-24	Thompson-32	Dantley-27	16,422
52	1/28	CHICAGO	W	98-87	18-8	10-16	28-24	Thompson-27	Landsberger-21	14,165
53	1/30	@Portland	L	76-82	18-8	10-17	28-25	Thompson-24	Hollins-21	12,666
54	2/2	@San Diego	L	100-124	18-8	10-18	28-26	Thompson-23	Free-49	12,036
55	2/7	CLEVELAND	W	120-105	19-8	10-18	29-26	Issel-25	Russell-21	13,972
56	2/9	@Golden State	W	106-104	19-8	11-18	30-26	McGinnis-31	Smith-24	13,127
57	2/11	@Milwaukee	L	87-126	19-8	11-19	30-27	Boswell-16	Bridgeman-20	10,939
58	2/13	@Chicago	W	104-94	19-8	12-19	31-27	Thompson-28	Gilmore-23	7,463
59	2/14	@Detroit	L	107-111	19-8	12-20	31-28	McGinnis-33	Long-27	6,862
60	2/16	SAN DIEGO	L	104-118	19-9	12-20	31-29	Boswell-21	Smith-25	15,119
61	2/18	NEW ORLEANS	W	115-112	20-9	12-20	32-29	Thompson-31	Maravich-29	15,023
62	2/21	INDIANA	W	114-109	21-9	12-20	33-29	Thompson-30	Sobers-26	13,032
63	2/24	MILWAUKEE	W	132-117	22-9	12-20	34-29	McGinnis/Thompson-29	Johnson-25	15,322
64	2/25	PHILADELPHIA	L	111-119	22-10	12-20	34-30	Thompson-31	Cheeks-21	17,643
65	2/27	SEATTLE	W	121-106	23-10	12-20	35-30	Thompson-29	Johnson-20	14,182
66	2/28	@Houston	L	97-122	23-10	12-21	35-31	McGinnis-23	Dunleavy-21	11,228
67	3/2	@Phoenix	W	119-105	23-10	13-21	36-31	Thompson-31	Westphal-28	11,835
68	3/4	@Los Angeles	W	113-99	23-10	14-21	37-31	McGinnis-24	Dantley/Abdul-Jabbar-20	14,770
69	3/6	HOUSTON	L	118-119	23-11	14-21	37-32	Thompson-33	Murphy-30	14,581
70	3/11	WASHINGTON	L	98-119	23-12	14-21	37-33	Wilkinson-22	Grevey-28	15,326
71	3/14	NEW JERSEY	W	120-100	24-12	14-21	38-33	Issel-24	King-19	13,333
72	3/17	ATLANTA	W	118-111	25-12	14-21	39-33	Issel-27	McMillen-18	15,581
73	3/20	GOLDEN STATE	W	113-102	26-12	14-21	40-33	Thompson-27	Short-20	14,227
74	3/23	BOSTON	W	137-113	27-12	14-21	41-33	Thompson-31	McAdoo-27	14,922
75	3/25	LOS ANGELES	W	123-113	28-12	14-21	42-33	Scott-28	Nixon-29	16,821
76	3/28	@Detroit	W	115-110	28-12	15-21	43-33	Issel-29	Lanier/Fyler-25	9,093
77	3/30	SAN DIEGO	W	130-121	28-12	15-21	44-33	Thompson-31	Free-42	17,807
78	4/1	@Washington	L	89-105	29-12	15-22	44-34	Thompson-34	Hayes-30	17,554
79	4/3	@New Jersey	W	110-97	29-12	16-22	45-34	Issel-25	Boynes-19	4,106
80	4/5	@New York	W	114-107	29-12	17-22	46-34	Issel-28	Knights-18	10,600
81	4/6	@Boston	W	107-101	29-12	18-22	47-34	Thompson-33	Robey-22	7,831
82	4/8	@Philadelphia	L	111-112	29-12	18-23	47-35	Thompson-44	Erving-35	12,587

* Denotes number of overtime periods.

NUGGETS SEASON-BY-SEASON



1979-80 SEASON

1979-80 ROSTER

NO.	PLAYER	POS	HT	WT	COLLEGE/YR	EXP
2	Alex English	F	6-7	190	South Carolina '76	3
20	George Johnson	F	6-7	218	St. John's '76	3
22	Odell Ball	F	6-9	220	Marquette '79	R
41	Tom Boswell	F	6-9	225	South Carolina '75	4
31	Bo Ellis	F	6-8	200	Marquette '77	2
24	Gary Garland	G	6-4	180	DePaul '79	R
55	Rod Griffin	F	6-6	225	Wake Forest '78	R
35	Kim Hughes	C	6-11	220	Wisconsin '74	4
44	Dan Issel	C	6-9	240	Kentucky '70	9
30	George McGinnis	F	6-8	235	Indiana '73	8
21	Anthony Roberts	F	6-5	185	Oral Roberts '77	2
10	John Roche	G	6-3	170	South Carolina '71	5
11	Charles Scott	G	6-6	175	North Carolina '70	9
5	Robert Smith	G	5-11	165	UNLV '77	2
33	David Thompson	G	6-4	195	No. Carolina St. '75	4
32	Bobby Wilkerson	G	6-7	200	Indiana '76	3

Head Coach: Donnie Walsh (North Carolina '62)

Assistant Coach: George Irvine (Washington '60)

Trainer: Bob "Chopper" Travaglini

NUGGETS 1979-80 TEAM HIGHS & LOWS

	HIGH	LOW
Points	126 vs. Detroit, 1/2	*84 @ Seattle, 2/14
Field Goals Made	56 @ Chicago, 3/21	30 @ Seattle, 10/31
Field Goals Attempted	123 @ Chicago, 3/21	*75 @ Kansas City, 1/11
Field Goal Percentage	(.580/.88) vs. LA Lakers, 12/22	(.330/.33-100) vs. Milwaukee, 10/13
Three-Pointers Made	5 @ LA Lakers, 11/9	*0 @ Utah, 3/25
Three-Pointers Attempted	9 @ LA Lakers, 11/9	*0 vs. Philadelphia, 1/23
Three-Point Percentage	*(.677/.4-6) vs. Philadelphia, 2/29	(.000/0-3) @ Utah, 3/25
Free Throws Made	40 vs. New Jersey, 1/31	6 @ Indiana, 1/16
Free Throws Attempted	52 vs. New Jersey, 1/31	11 @ Kansas City, 1/16
Free Throw Percentage	(.905/.17-19) @ Philadelphia, 2/29	(.533/.16-30) @ Washington, 11/27
Total Rebounds	65 vs. Milwaukee, 10/13	30 @ Chicago, 1/19
Offensive Rebounds	22 vs. Milwaukee, 10/13	6 @ Houston, 1/9
Defensive Rebounds	46 @ Chicago, 11/20	19 @ Chicago, 1/19
Assists	36 vs. Detroit, 1/2	13 @ Kansas City, 1/6
Steals	18 vs. San Diego, 11/21	1 vs. Utah, 12/8
Turnovers	32 vs. San Antonio, 12/11	7 vs. San Diego, 2/9
Blocked Shots	14 vs. Golden State, 3/11	0 @ Golden State, 2/22
Fouls	35 @ Chicago, 3/21	13 vs. Utah, 12/8

OPPONENTS 1979-80 TEAM HIGHS & LOWS

	HIGH	LOW
Points	143 @ Milwaukee, 3/27	84 by San Diego, 11/21
Field Goals Made	59 @ Milwaukee, 3/27	33 by San Diego, 11/21
Field Goals Attempted	122 by New York, 10/30	*77 @ Atlanta, 3/2
Field Goal Percentage	(.623/.48-77) by Kansas City, 1/29	*(.379/.36-95) by Golden State, 3/11
Three-Pointers Made	6 @ Boston, 11/28	*0 by Chicago, 3/26
Three-Pointers Attempted	2 @ Boston, 11/28	*0 by Chicago, 3/26
Three-Point Percentage	*(.625/.5-0) by San Diego, 11/21	*(.000/0-0) by Chicago, 3/26
Free Throws Made	*38 @ Seattle, 12/16	9 by Utah, 3/18
Free Throws Attempted	50 @ New Jersey, 11/30	9 by Utah, 3/18
Free Throw Percentage	(1.000/.9-9) by Utah, 3/18	(.433/.13-30) by San Diego, 11/21
Total Rebounds	59 by Portland, 10/24	25 @ Milwaukee, 1/18
Offensive Rebounds	27 by New York, 10/30	*5 @ Milwaukee, 1/18
Defensive Rebounds	*42 @ Chicago, 3/21	20 @ Milwaukee, 1/18
Assists	41 by Chicago, 2/6	15 @ Chicago, 11/20
Steals	19 @ New Jersey, 11/30	2 @ Cleveland, 12/29
Turnovers	28 by Detroit, 1/2	10 @ San Diego, 10/23
Blocked Shots	17 @ LA Lakers, 11/9	*1 @ Kansas City, 1/11
Fouls	37 by New Jersey, 1/31	*16 @ Philadelphia, 2/29

* Indicates repeated mark, and is the last time it happened.

1979-80 SEASON



1979-80 GAME-BY-GAME RESULTS (30-52)

NO.	DATE	OPP.	W-L	SCORE	HM.	RD.	TOT.	DEN. HIGH SCORER	OPP. HIGH SCORER	ATTEND.
1	10/13	MILWAUKEE	L	96-125	0-1	0-0	0-1	McGinnis-18	Meyers-26	12,554
2	10/14	@Portland	L	93-109	0-1	0-1	0-2	Scott-19	Owens-27	12,666
3	10/16	GOLDEN STATE	L	106-108	0-2	0-1	0-3	McGinnis-24	Lucas-23	11,812
4	10/17	@Milwaukee	L	97-125	0-2	0-2	0-4	Issel/Thompson-25	Johnson-27	10,205
5	10/19	KANSAS CITY	L	84-107	0-3	0-2	0-5	Issel-22	Birdsong-23	13,036
6	10/23	@San Diego	L	127-132	0-3	0-3	0-6	Thompson-36	Free-32	6,660
7	10/24	PORTLAND	L	87-89	0-4	0-3	0-7	Thompson-19	Brewer-20	11,664
8	10/27	UTAH	W	116-96	1-4	0-3	1-7	Thompson-25	Dantley-25	11,223
9	10/30	NEW YORK	W	121-112	2-4	0-3	2-7	Issel-32	Cartwright-32	11,033
10	10/31	@Seattle	L	89-97	2-4	0-4	2-8	Thompson-19	Sikma-18	13,216
11	11/2	CHICAGO	W	113-99	3-4	0-4	3-8	Issel-24	Greenwood-26	13,822
12	11/3	@Golden State	L	103-130	3-4	0-5	3-9	Boswell-24	Short-19	8,608
13	11/7	SEATTLE	W	113-92	4-4	0-5	4-9	Issel-23	Williams-24	11,942
14	11/8	@Utah	W	96-92	4-4	1-5	4-9	Issel-23	Maravich-21	6,967
15	11/9	@Los Angeles	L	122-128*	4-4	1-5	5-10	Roche-23	Johnson-31	13,466
16	11/11	@Phoenix	L	91-116	4-4	1-7	5-11	Issel-18	Robinson-26	11,118
17	11/13	CLEVELAND	W	116-110	5-4	1-7	6-11	Thompson-28	Smith-31	12,112
18	11/15	@Golden State	L	102-120	5-4	1-8	6-12	Thompson-29	Lucas-27	5,032
19	11/16	LOS ANGELES	L	128-135*	5-5	1-8	6-13	Issel-37	Abdul-Jabbar-28	15,131
20	11/18	KANSAS CITY	L	109-92	5-6	1-8	6-14	Roche-33	Ford-28	11,236
21	11/20	@Chicago	W	124-91	5-6	2-8	7-14	Thompson-21	Theus-22	6,495
22	11/21	SAN DIEGO	W	105-84	6-6	2-8	8-14	Thompson-29	Free-27	10,080
23	11/24	PHOENIX	L	101-115	6-7	2-8	8-15	Issel-26	Davis-40	13,664
24	11/27	@Washington	W	95-91	6-7	3-8	9-15	Scott-16	Landridge-29	11,123
25	11/28	@Boston	L	97-119	6-7	3-9	9-16	Issel-17	Bird-25	13,377
26	11/30	@New Jersey	L	118-127	6-7	3-10	9-17	Issel-29	Newlin-39	5,683
27	12/1	@New York	L	112-121	6-7	3-11	9-18	Issel-24	Knight-29	11,087
28	12/5	MILWAUKEE	W	123-107	7-7	3-11	10-18	Issel-36	Johnson-23	15,992
29	12/8	UTAH	L	103-119	7-8	3-11	10-19	Issel-30	Dantley-37	11,163
30	12/9	@Los Angeles	L	118-131	7-8	3-12	10-20	McGinnis-32	Abdul-Jabbar-31	14,087
31	12/11	SAN ANTONIO	W	127-121	8-8	3-12	11-20	McGinnis-35	Gervin-41	14,433
32	12/14	@San Diego	L	108-112	8-8	3-13	11-21	Issel/McGinnis-23	Free-37	6,684
33	12/15	@Portland	L	98-106	8-9	3-14	11-22	Thompson-33	Washington-23	12,666
34	12/16	@Seattle	L	121-123	8-8	3-15	11-23	Issel-24	Johnson-32	19,870
35	12/19	PORTLAND	W	114-106	9-8	3-15	12-23	Issel-26	Washington-26	14,929
36	12/22	LOS ANGELES	W	130-128	10-8	3-15	13-23	McGinnis-33	Wilkes-24	14,445
37	12/25	@Utah	L	111-122	10-8	3-16	13-24	Issel-37	Furlow-37	7,775
38	12/26	GOLDEN STATE	W	99-94	11-8	3-16	14-24	Issel-39	Smith-22	11,431
39	12/28	@Detroit	L	98-114	11-8	3-17	14-25	Wilkinson-28	Long-32	6,275
40	12/29	@Cleveland	L	106-124	11-8	3-18	14-26	Issel-30	Mitchell-28	10,095
41	1/2	DETROIT	W	135-116	12-8	3-18	15-26	Thompson-35	McAdoo-26	12,732
42	1/5	INDIANA	W	111-105	13-8	3-18	16-26	Thompson-38	Johnson-31	11,563
43	1/6	@Kansas City	L	101-120	13-8	3-19	16-27	Thompson-22	Wedman-24	8,262
44	1/8	@San Antonio	L	134-137	13-8	3-20	16-28	Issel-34	Gervin-53	9,437
45	1/9	@Houston	L	112-114	13-8	3-21	16-29	McGinnis-43	Murphy-31	8,225
46	1/11	@Kansas City	L	99-112	13-8	3-22	16-30	Issel-26	Wedman-27	10,826
47	1/12	SEATTLE	L	102-105	13-9	3-22	16-31	Issel-28	Williams-33	12,580
48	1/15	PHOENIX	L	99-107	13-10	3-22	16-32	Issel-31	Westphal-19	13,057
49	1/16	@Indiana	L	98-117	13-10	3-23	16-33	Issel-23	Edwards-21	8,703
50	1/18	@Milwaukee	W	120-111	13-10	4-23	17-33	Issel-29	Johnson-28	10,838
51	1/19	@Chicago	L	108-117	13-10	4-24	17-34	Issel-31	Theus-27	8,778
52	1/23	PHILADELPHIA	L	93-118	13-11	4-24	17-35	Issel-20	Erving/Mix-24	16,881
53	1/26	PORTLAND	W	100-96	14-11	4-24	18-35	Issel-27	Gross-17	11,087
54	1/29	KANSAS CITY	L	111-121	14-12	4-24	18-36	Issel-27	Birdsong-49	11,016
55	1/30	@Phoenix	L	114-122	14-12	4-25	18-37	Scott-30	Westphal-30	11,069
56	1/31	NEW JERSEY	W	127-126	15-12	4-25	19-37	Issel-47	Natt-32	10,094
57	2/6	CHICAGO	W	122-111	16-12	4-25	20-37	Issel-32	Theus-21	11,127
58	2/9	SAN DIEGO	W	123-104	17-12	4-25	21-37	Issel-38	Freeman-33	14,662
59	2/12	WASHINGTON	L	111-128	17-13	4-25	21-38	English/Issel-25	Grevey-32	11,538
60	2/14	@Seattle	L	84-93	17-13	4-26	21-39	Issel-30	Williams-22	19,152
61	2/15	ATLANTA	W	111-98	18-13	4-26	22-39	Issel-32	Rounfield-22	11,665
62	2/17	HOUSTON	W	112-99	19-13	4-26	23-39	Johnson-28	Malone-29	13,826
63	2/20	LOS ANGELES	L	103-116	19-14	4-26	23-40	Issel-30	Johnson-30	15,816
64	2/22	@Golden State	W	122-121*	19-14	4-26	24-40	Johnson-30	Parish-28	7,512
65	2/23	BOSTON	L	105-124	19-15	4-26	24-41	English-21	Maxwell-19	17,298
66	2/26	PHOENIX	W	121-112	20-15	4-26	25-41	Issel-31	Robinson-25	11,149
67	2/28	@Philadelphia	L	103-104	20-15	4-27	25-42	English-32	Collins-21	11,156
68	3/2	@Atlanta	L	93-100	20-15	4-28	25-43	Issel-23	Johnson-31	11,285
69	3/5	MILWAUKEE	W	112-109	21-15	4-28	26-43	Issel-28	Lanier-32	11,762
70	3/7	@Portland	L	104-113	21-15	4-29	26-44	English-28	Natt-29	12,666
71	3/8	SEATTLE	L	97-104	21-16	4-29	26-45	Issel-21	Williams-23	13,949
72	3/11	GOLDEN STATE	W	96-87	22-16	4-29	27-45	Issel-31	Parish-29	11,076
73	3/13	@San Diego	L	102-116	22-16	4-30	27-46	Wilkinson-18	Williams-26	6,798
74	3/14	@Los Angeles	L	126-132	22-16	4-31	27-47	Issel-29	Wilkes-27	16,664
75	3/16	SAN DIEGO	W	127-107	23-16	4-31	28-47	Issel-22	Free-29	12,497
76	3/18	UTAH	W	98-96	24-16	4-31	28-47	Issel-32	Boone-35	15,730
77	3/20	@Kansas City	L	105-121	24-16	4-32	29-48	English-40	Birdsong-32	10,750
78	3/21	@Chicago	W	134-128***	24-16	4-32	30-48	Issel-30	Greenwood-27	5,436
79	3/23	@Phoenix	L	102-118	24-16	4-33	30-49	Wilkinson-25	Davis-27	11,705
80	3/25	@Utah	L	91-109	24-16	4-34	30-50	Wilkinson-19	Hardey-22	5,357
81	3/26	CHICAGO	L	115-122	24-17	4-34	30-51	Issel-21	Sobers-21	14,083
82	3/27	@Milwaukee	L	95-143	24-17	4-35	30-52	Issel-25	M. Johnson-31	10,938

*Denotes number of overtime periods.

NUGGETS SEASON-BY-SEASON



1980-81 SEASON

1980-81 ROSTER

NO.	PLAYER	POS	HT	WT	COLLEGE/YR	EXP
23	T.R. Dunn	G	6-4	192	Alabama '77	3
2	Alex English	F	6-7	190	South Carolina '76	4
22	Glen Gondrezick	F	6-6	218	UNLV '77	3
1	Ken Higgs	G	6-0	185	LSU '78	1
34	Cedrick Hordges	F	6-8	220	South Carolina '80	R
35	Kim Hughes	C	6-11	220	Wisconsin '74	5
44	Dan Issel	C	6-9	240	Kentucky '70	10
3	Carl Nicks	G	6-3	185	Indiana St. '80	R
45	Jawann Oldham	C	7-0	220	Seattle '80	R
43	James Ray	F	6-9	215	Jacksonville '80	R
10	John Roche	G	6-3	170	South Carolina '71	6
33	Dave Thompson	G	6-4	195	No. Carolina St. '75	5
42	Ron Valentine	F	6-7	210	Old Dominion '80	R
55	Kiki Vandeweghe	F	6-8	220	UCLA '80	R

Head Coach: Donnie Walsh (North Carolina '62)

Assistant Coach: Doug Moe (North Carolina '61)

Trainer: Bob "Chopper" Travaglini

NUGGETS 1980-81 TEAM HIGHS & LOWS

	HIGH	LOW
Points	162 vs. Portland, 2/13	92 @ Washington, 11/11
Field Goals Made	64 vs. Portland, 2/13	35 @ San Diego, 11/25
Field Goals Attempted	119 @ San Antonio, 2/22	82 @ Detroit, 3/7
Field Goal Percentage	(.600/51-85) vs. Detroit, 1/27	(.364/36-99) @ Phoenix, 1/14
Three-Pointers Made	*2 @ Milwaukee, 3/12	*0 @ LA Lakers, 3/29
Three-Pointers Attempted	*6 vs. Dallas, 3/25	*0 @ LA Lakers, 3/29
Three-Point Percentage	*(1,000/4-4) vs Chicago, 11/8	*(0,000/0-0) @ LA Lakers, 3/29
Free Throws Made	51 @ Atlanta, 1/13	17 @ Washington, 11/11
Free Throws Attempted	63 vs. Phoenix, 2/19	24 vs. Phoenix, 10/24
Free Throw Percentage	(.950/38-40) vs. Seattle, 3/17	(.585/24-41) @ San Diego, 11/25
Total Rebounds	*64 vs. LA Lakers, 3/4	33 @ San Diego, 10/17
Offensive Rebounds	28 vs. San Antonio, 1/24	7 @ San Antonio, 10/17
Defensive Rebounds	*43 @ Kansas City, 3/18	20 @ Boston, 12/23
Assists	38 @ LA Lakers, 11/2	14 @ New Jersey, 11/12
Steals	19 vs. Golden State, 2/27	1 @ Utah, 12/4
Turnovers	26 @ Houston, 12/6	8 @ Utah, 2/8
Blocked Shots	13 vs. Phoenix, 10/24	0 @ Seattle, 1/10
Fouls	36 vs. Phoenix, 10/24	*16 vs. Utah, 12/4

OPPONENTS 1980-81 TEAM HIGHS & LOWS

	HIGH	LOW
Points	147 @ San Antonio, 12/13	*98 by Houston, 1/18
Field Goals Made	65 @ LA Lakers, 3/29	36 by Dallas, 10/15
Field Goals Attempted	120 by San Antonio, 2/4	*79 by San Diego, 11/26
Field Goal Percentage	(.626/57-91) by Golden State, 2/27	(.425/48-113) @ Dallas, 11/28
Three-Pointers Made	5 @ Golden State, 3/28	*0 @ LA Lakers, 3/29
Three-Pointers Attempted	11 @ Golden State, 3/28	*0 by Houston, 3/15
Three-Point Percentage	*1,455/5-11) by Golden State, 7/23	*(0,000/0-1) @ LA Lakers, 3/29
Free Throws Made	*37 by Utah, 10/12	10 @ LA Lakers, 1/23
Free Throws Attempted	49 @ Golden State, 10/29	14 @ LA Lakers, 1/23
Free Throw Percentage	(.966/28-29) @ Houston, 1/3	(.500/15-30) @ Philadelphia, 3/6
Total Rebounds	69 @ San Antonio, 2/22	32 @ San Diego, 1/9
Offensive Rebounds	30 @ Golden State, 3/28	*8 by Utah, 1/7
Defensive Rebounds	46 @ San Antonio, 2/22	18 @ San Diego, 1/9
Assists	46 @ San Antonio, 12/13	16 @ Detroit, 3/7
Steals	19 by Phoenix, 10/24	2 @ LA Lakers, 1/23
Turnovers	34 by Phoenix, 10/24	6 by Washington, 2/10
Blocked Shots	*14 @ Philadelphia, 3/6	*1 @ Dallas, 12/26
Fouls	39 @ Houston, 2/3	16 @ Milwaukee, 3/12

* Indicates repeated mark, and is the last time it happened.

1980-81 SEASON



1980-81 GAME-BY-GAME RESULTS (37-45)

NO.	DATE	OPP.	W-L	SCORE	HM.	RD.	TOT.	DEN. HIGH SCORER	OPP. HIGH SCORER	ATTEND.
1	10/10	SAN ANTONIO	L	112-113	0-1	0-0	0-1	Thompson-32	Gervin-18	10,027
2	10/12	UTAH	L	121-125*	0-2	0-0	0-2	Thompson-28	Dantley-38	8,401
3	10/15	DALLAS	W	133-98	1-2	0-0	1-2	English-26	Spanarkel-15	6,658
4	10/17	@San Diego	W	129-116	1-2	1-0	2-2	Thompson-33	Brooks-35	4,032
5	10/18	@Utah	L	115-117	1-2	1-1	2-3	English-26	Dantley-42	7,250
6	10/21	HOUSTON	L	117-119	1-3	1-1	2-4	English-30	Malone-41	7,711
7	10/24	PHOENIX	L	94-117	1-4	1-1	2-5	English-21	Robinson-23	6,359
8	10/25	@Kansas City	L	122-125	1-4	1-2	2-6	Thompson-30	Birdsong-36	6,988
9	10/29	@Golden State	L	109-115	1-4	1-3	2-7	Issel-35	King-27	7,305
10	11/1	SEATTLE	W	123-118	2-4	1-3	3-7	Thompson-43	Brown-25	6,681
11	11/2	@Los Angeles	W	123-121	2-3	2-3	4-7	Thompson-31	Wilkes-26	11,661
12	11/5	@Seattle	W	125-117	2-4	3-3	5-7	Thompson-39	Brown-28	13,071
13	11/7	NEW YORK	L	115-124	2-5	3-3	5-8	Thompson-30	Cartwright-27	10,612
14	11/8	@Chicago	W	130-126**	2-5	4-3	6-8	English-31	Theus-24	9,683
15	11/11	@Washington	L	92-107	2-5	4-4	6-9	English-25	Haves-26	7,218
16	11/12	@New Jersey	L	111-118	2-5	4-5	6-10	Thompson-27	O'Koren-26	6,542
17	11/15	PORTLAND	W	125-123	3-5	4-5	7-10	English-32	Washington-27	11,011
18	11/18	@Portland	L	103-122	3-5	4-6	7-11	English-20	Paxson-25	12,888
19	11/21	KANSAS CITY	W	134-121	4-5	4-6	8-11	Roche-30	Birdsong-28	10,811
20	11/23	@Phoenix	L	113-131	4-5	4-7	8-12	Thompson-40	Robinson-29	11,151
21	11/25	@San Diego	L	94-108	4-5	4-8	8-13	Issel/Thompson-30	Nater-26	4,176
22	11/26	SAN DIEGO	W	113-109	5-5	4-8	9-13	English-28	Brooks-25	7,913
23	11/28	@Dallas	W	119-117*	5-5	5-8	10-13	Thompson-38	LaGarde-22	7,713
24	11/29	LOS ANGELES	L	102-114**	5-6	5-8	10-14	English-37	Wilkes-30	14,811
25	12/2	CHICAGO	L	124-129	5-7	5-8	10-15	Thompson-30	Theus-26	7,581
26	12/4	@Utah	L	118-122	5-7	5-9	10-16	Issel-25	Dantley-40	5,234
27	12/5	GOLDEN STATE	L	114-119	5-8	5-9	10-17	Thompson-31	Free-32	7,737
28	12/6	@Houston	L	108-111	5-8	5-10	10-18	English-26	Dunleavy-48	8,234
29	12/10	DALLAS	W	116-107	6-8	5-10	11-18	English-27	Huston-27	7,768
30	12/13	@San Antonio	L	123-147	6-8	5-11	11-19	Thompson-27	Gervin-32	9,879
31	12/16	KANSAS CITY	L	118-133	6-9	5-11	11-20	English-29	Birdsong-36	6,909
32	12/18	@Cleveland	L	122-130	6-9	5-12	11-21	Issel-23	Mitchell-27	3,576
33	12/20	@New York	L	114-120	6-9	5-13	11-22	English-29	Three w/23	12,253
34	12/23	@Boston	L	128-136	6-9	5-14	11-23	English-29	Maxwell-29	15,320
35	12/26	@Dallas	L	111-119	6-9	5-15	11-24	Thompson-34	Davis-20	8,283
36	12/27	PHILADELPHIA	W	125-121	7-9	5-15	12-24	Issel-30	Erving-20	16,889
37	12/30	INDIANA	W	127-110	8-9	5-15	13-24	English/Issel-23	McGinnis-21	12,909
38	1/1	@Portland	L	119-122	8-9	5-16	13-25	Thompson-28	Ransey-29	12,888
39	1/2	PHOENIX	L	132-133	8-10	5-16	13-26	Thompson-31	Robinson-32	10,514
40	1/3	@Houston	W	134-132	8-10	6-16	14-26	Thompson-31	Murphy-42	8,160
41	1/7	UTAH	L	117-121	8-11	6-16	14-27	Issel-33	Dantley-51	6,735
42	1/9	@San Diego	W	130-116	8-11	7-16	15-27	Thompson-33	Williams-26	4,580
43	1/10	@Seattle	L	116-119	8-11	7-17	15-28	Issel-27	Sikma-29	18,645
44	1/13	ATLANTA	W	135-132	9-11	7-17	16-28	English-36	Drew-33	4,843
45	1/14	@Phoenix	L	102-128	9-11	7-18	16-29	Issel-26	Davis-18	11,330
46	1/17	@Kansas City	W	123-122	9-11	8-18	17-29	Wadweghe-30	Wedman-36	7,297
47	1/18	HOUSTON	L	97-98	9-12	8-18	17-30	Thompson-33	Malone-37	11,261
48	1/21	SAN DIEGO	L	116-125	9-13	8-18	17-31	Thompson-30	Williams-23	7,528
49	1/23	@Los Angeles	L	105-110	9-13	8-19	17-32	Thompson-29	Wilkes-30	14,813
50	1/24	SAN ANTONIO	W	129-115	10-13	8-19	18-32	Issel-32	Gervin-24	10,729
51	1/27	DETROIT	W	143-123	11-13	8-19	19-32	Issel-29	Hubbard-25	8,249
52	1/29	MILWAUKEE	W	131-118	12-13	8-19	20-32	English-26	Bridgeman-25	9,845
53	2/3	@Houston	L	128-135*	12-13	8-20	20-33	English-26	Malone-38	9,578
54	2/4	SAN ANTONIO	L	132-135	12-14	8-20	20-34	English-32	Gervin-37	9,117
55	2/6	@Utah	W	120-116	12-14	9-20	21-34	Issel-37	Dantley-55	8,037
56	2/7	GOLDEN STATE	W	135-125	13-14	9-20	22-34	Thompson-26	Carroll-31	10,453
57	2/8	@Seattle	L	112-133	13-14	9-21	22-35	Thompson-32	Bailey-24	13,849
58	2/10	WASHINGTON	L	110-115	13-15	9-21	22-36	Thompson-26	Grevey/Porter-28	7,794
59	2/13	PORTLAND	W	162-143	14-15	9-21	23-36	Thompson-30	Natt-25	11,781
60	2/15	BOSTON	L	118-120	14-16	9-21	23-37	Issel-27	Maxwell-34	16,992
61	2/19	PHOENIX	W	127-126	15-16	9-21	24-27	Issel-30	Johnson-25	15,252
62	2/21	KANSAS CITY	W	129-109	16-16	9-21	25-37	English-36	Ford-20	13,691
63	2/22	@San Antonio	L	129-133*	16-16	9-22	25-38	Thompson-31	Johnson-26	8,668
64	2/24	NEW JERSEY	W	140-123	17-16	9-22	26-38	Robisch-27	Robinson-32	9,023
65	2/27	GOLDEN STATE	W	137-130	18-16	9-22	27-38	Thompson-29	King-34	9,658
66	3/1	CLEVELAND	W	137-127	18-16	9-22	28-38	Thompson-44	Mitchell-36	8,826
67	3/4	LOS ANGELES	W	126-124**	19-16	9-22	29-38	English-31	Abdul-Jabbar-26	14,940
68	3/6	@Philadelphia	L	112-131	20-16	9-23	29-39	Thompson-34	Erving-26	16,187
69	3/7	@Detroit	W	121-109	20-16	10-23	30-39	Issel-30	Tyler-19	8,338
70	3/8	@Indiana	L	119-129	20-16	10-24	30-40	Issel-36	Davis/Edwards-28	7,708
71	3/10	PORTLAND	L	137-142	20-17	10-24	30-41	Godrezick-27	Ransey-35	9,435
72	3/12	@Milwaukee	L	113-131	20-17	10-25	30-42	Issel-27	Johnson-23	11,052
73	3/13	@Atlanta	L	117-119	20-17	10-26	30-43	Thompson-27	Matthews-22	9,148
74	3/15	HOUSTON	W	138-127	21-17	10-26	31-43	Thompson-27	Malone-31	11,082
75	3/17	SEATTLE	W	124-112	21-17	10-26	32-43	Robisch-26	Bailey-21	10,510
76	3/18	@Kansas City	W	123-114	22-17	11-26	33-43	English-42	Wedman-41	8,288
77	3/20	@Dallas	L	125-126	22-17	11-27	33-44	Thompson-28	Byrnes-22	6,459
78	3/22	UTAH	W	113-108	23-17	11-27	34-44	Thompson-28	Griffith-21	10,496
79	3/24	@San Antonio	W	125-123	23-17	12-27	35-44	English-33	Gervin-30	14,190
80	3/25	DALLAS	L	115-126	23-18	12-27	35-45	English-29	Davis-25	14,035
81	3/28	@Golden State	W	142-139	23-18	13-27	36-45	Thompson-38	King-33	13,239
82	3/29	@Los Angeles	W	148-146	23-18	14-27	37-45	Thompson-43	Johnson-33	17,505

* Denotes number of overtime periods.

NUGGETS SEASON-BY-SEASON



1981-82 SEASON

1981-82 ROSTER

NO.	PLAYER	POS	HT	WT	COLLEGE/YR	EXP
23	T.R. Dunn	G	6-4	192	Alabama '77	4
2	Alex English	F	6-7	190	South Carolina '76	5
22	Glen Gondrezick	F	6-6	218	UNLV '77	4
1	Ken Higgs	G	6-0	185	LSU '78	2
34	Cedrick Hordges	F	6-8	220	South Carolina '80	1
44	Dan Issel	C	6-9	240	Kentucky '70	11
7	Billy McKinney	G	6-1	170	Northwestern '77	3
43	James Ray	F	6-9	215	Jacksonville '80	1
25	Dave Robisch	C	6-10	240	Kansas '71	10
10	John Roche	G	6-3	170	South Carolina '71	7
33	David Thompson	G	6-4	195	No. Carolina St. '75	6
55	Kiki Vandeweghe	F	6-8	220	UCLA '80	1

Head Coach: Doug Moe (North Carolina '61)

Assistant Coaches: John Nillen (Regis '74), Donnie Walsh (North Carolina '62)

Trainer: Bob "Chopper" Travaglini

NUGGETS 1981-82 TEAM HIGHS & LOWS

	HIGH	LOW
Points	154 vs. Utah, 3/16	105 @ Dallas, 12/5
Field Goals Made	61 vs. LA Lakers, 1/19	36 vs. Phoenix, 11/10
Field Goals Attempted	123 vs. Phoenix, 3/27	79 @ Kansas City, 12/30
Field Goal Percentage	(.644/.68-90) vs. LA Lakers, 2/21	(.408/.42-103) vs. Seattle, 1/9
Three-Pointers Made	9 vs. Seattle, 1/9	*0 vs. Dallas, 4/17
Three-Pointers Attempted	15 vs. Seattle, 1/9	*0 vs. Dallas, 4/17
Three-Point Percentage	*(.600/.9-15) vs. Seattle, 1/9	*(.000/0-0) vs. Dallas, 4/17
Free Throws Made	46 @ Washington, 2/7	*15 vs. LA Lakers, 2/21
Free Throws Attempted	59 vs. Kansas City, 1/12	18 vs. LA Lakers, 12/4
Free Throw Percentage	(.921/.95-38) @ Phoenix, 2/26	(.632/.24-38) vs. Seattle, 3/30
Total Rebounds	64 vs. Phoenix, 3/27	29 @ New York, 12/8
Offensive Rebounds	26 @ LA Lakers, 4/9	*6 @ San Diego, 3/25
Defensive Rebounds	*42 vs. Seattle, 3/30	19 @ New Jersey, 12/11
Assists	45 vs. New Jersey, 1/27	*14 @ Washington, 2/7
Steals	15 vs. Philadelphia, 2/27	*2 @ Golden State, 4/7
Turnovers	32 @ Kansas City, 12/30	8 @ Washington, 2/7
Blocked Shots	10 vs. Washington, 3/5	*0 @ Phoenix, 2/26
Fouls	36 vs. Kansas City, 11/21	15 vs. Houston, 11/4

OPPONENTS 1981-82 TEAM HIGHS & LOWS

	HIGH	LOW
Points	153 @ LA Lakers, 4/9	100 by Houston, 11/4
Field Goals Made	69 @ LA Lakers, 4/9	38 by Dallas, 1/15
Field Goals Attempted	121 by Phoenix, 3/27	82 @ Detroit, 3/10
Field Goal Percentage	(.642/.61-95) @ New York, 12/8	(.418/.41-98) by Atlanta, 12/17
Three-Pointers Made	4 by Philadelphia, 2/27	*0 by Dallas, 4/17
Three-Pointers Attempted	*10 by Chicago, 3/19	*0 @ LA Lakers, 4/9
Three-Point Percentage	*(.600/.3-5) twice by Portland,	*(.000/0-5) by Dallas, 4/17
Free Throws Made	38 @ Utah, 2/15	*10 @ Portland, 1/8
Free Throws Attempted	*46 by Dallas, 1/15	*14 @ Houston, 1/23
Free Throw Percentage	(.897/.26-29) by Dallas, 4/17	(.455/.15-33) @ LA Lakers, 4/9
Total Rebounds	*62 @ LA Lakers, 4/9	32 @ Kansas City, 12/30
Offensive Rebounds	28 @ Phoenix, 3/17	8 by Chicago, 3/19
Defensive Rebounds	47 by Seattle, 1/9	*20 @ Kansas City, 12/30
Assists	51 @ LA Lakers, 2/23	20 @ Utah, 2/13
Steals	19 @ Portland, 4/6	1 by San Diego, 11/18
Turnovers	29 by New Jersey, 1/27	10 by San Diego, 11/18
Blocked Shots	21 @ LA Lakers, 4/9	1 @ San Diego, 3/25
Fouls	42 by Kansas City, 1/12	16 @ Portland, 4/6

* Indicates repeated mark, and is the last time it happened.

1981-82 SEASON



1981-82 GAME-BY-GAME RESULTS (46-36)

NO.	DATE	OPP.	W-L	SCORE	HM.	RD.	TOT.	DEN. HIGH SCORER	OPP. HIGH SCORER	ATTEND.
1	10/30	GOLDEN STATE	W	134-121	1-0	0-0	1-0	English-22	Williams-16	11,989
2	10/31	@San Antonio	L	120-145	1-0	0-1	1-1	English-26	Gervin-27	9,487
3	11/4	HOUSTON	W	112-100	2-0	0-1	2-1	Vandeweghe-25	Leavell-29	7,368
4	11/6	@Seattle	W	109-105	2-0	1-1	3-1	English/Vandeweghe-24	Sikma/Walker-20	11,564
5	11/7	@Golden State	L	107-152	2-0	1-2	3-2	Vandeweghe-19	King-25	7,210
6	11/8	@Portland	L	116-120	2-0	1-3	3-3	English-32	Natt-30	12,988
7	11/10	PHOENIX	L	106-109	2-1	1-3	3-4	English-30	Adams-25	8,374
8	11/13	@Utah	L	124-131	2-1	1-4	3-5	Issel-32	Dantley-38	7,112
9	11/18	SAN DIEGO	W	133-128	3-1	1-4	4-5	English-30	Chambers-24	6,495
10	11/21	KANSAS CITY	W	128-121	4-1	1-4	5-5	English-33	Robinson-33	12,015
11	11/25	DALLAS	W	139-133	5-1	1-4	6-5	English-25	Aguirre-31	8533
12	11/27	@Kansas City	W	123-115	5-1	2-4	7-5	English-34	Robinson-24	7,117
13	11/28	UTAH	W	131-124*	6-1	2-4	8-5	English-28	Dantley-43	11,723
14	12/1	PORTLAND	L	113-121	6-2	2-4	8-6	Issel-34	Natt-30	6,791
15	12/3	@Phoenix	L	109-137	6-2	2-5	8-7	Issel-24	Rance-29	10,165
16	12/4	LOS ANGELES	L	117-126	6-3	2-5	8-8	English-29	Nixon-25	14,562
17	12/5	@Dallas	L	105-109	6-3	2-6	8-9	English-32	Aguirre-26	7,620
18	12/8	@New York	L	122-135	6-3	2-7	8-10	English-28	Lucas-25	9,299
19	12/9	@Philadelphia	L	109-137	6-3	2-8	8-11	Vandeweghe-24	Erving-27	10,896
20	12/11	@New Jersey	L	123-131	6-3	2-9	8-12	English/Vandeweghe-26	Williams-26	13,421
21	12/12	@Cleveland	W	120-115	6-3	3-9	9-12	Thompson-34	Car-29	6,549
22	12/15	SEATTLE	L	120-126	6-4	3-9	9-13	Issel-28	Williams-33	8,967
23	12/17	ATLANTA	W	138-103	7-4	3-9	10-13	English-24	Drew-22	7,199
24	12/19	SAN ANTONIO	W	128-125	8-4	3-9	11-13	English-36	Gervin-35	7,371
25	12/22	@Houston	W	121-109	8-4	4-9	12-13	English-30	Hayes-20	9,579
26	12/23	DETROIT	L	119-124	8-5	4-9	12-14	English-28	Long-34	11,340
27	12/26	@Dallas	W	124-117	8-5	5-9	13-14	English-39	Vincent-33	9,580
28	12/29	BOSTON	W	128-123	9-5	5-9	14-14	English-32	Bird-27	17,668
29	12/30	@Kansas City	L	116-120	9-5	5-10	14-15	English-30	Drew-27	8,359
30	1/2	@San Antonio	L	133-148	9-5	5-11	14-16	Thompson-41	Gervin-38	9,263
31	1/3	@Milwaukee	W	128-122	9-5	6-11	15-16	English-38	Johnson-21	11,052
32	1/5	@Chicago	L	128-134	9-5	6-12	15-17	Issel-30	Thes-20	6,122
33	1/6	SAN DIEGO	W	136-114	10-5	6-12	16-17	Issel-24	Chambers-22	8,281
34	1/8	@Portland	W	124-121	10-5	7-12	17-17	English-35	Thompson-27	12,888
35	1/9	SEATTLE	L	110-125	10-6	7-12	17-18	Roche-24	Williams-39	9,636
36	1/12	KANSAS CITY	W	139-126	11-6	7-12	18-18	English-29	Grunfeld-24	9,849
37	1/13	@Golden State	L	128-143	11-6	7-13	18-19	Issel-31	King-39	7,682
38	1/15	DALLAS	W	128-113	12-6	7-13	19-19	Vandeweghe-24	Vincent-22	7,990
39	1/17	@San Diego	W	138-131	12-6	7-13	20-19	English-35	Taylor-32	5,281
40	1/19	LOS ANGELES	W	140-139	13-6	8-13	21-19	English-28	Three w/23	15,272
41	1/22	MILWAUKEE	L	125-131	13-7	8-13	21-20	English-33	Winters-40	12,315
42	1/23	@Houston	W	111-109	13-7	9-13	22-20	English-30	Malone-23	12,244
43	1/27	NEW JERSEY	W	130-116	14-7	9-13	23-20	Vandeweghe-29	Cook-20	11,103
44	2/2	NEW YORK	W	128-117	15-7	9-13	24-20	English-27	Richardson-26	10,806
45	2/4	@Indiana	L	114-131	15-7	9-14	24-21	Vandeweghe-27	Knight-19	7,134
46	2/5	@Boston	L	144-145	15-7	9-15	24-22	Vandeweghe-40	Bird-34	15,320
47	2/7	@Washington	W	124-115	15-7	10-15	25-22	English-31	Haywood-24	6,542
48	2/10	UTAH	L	148-151	15-8	10-15	25-23	Issel-37	Dantley-42	11,502
49	2/13	SAN DIEGO	W	146-129	16-8	10-15	26-23	Vandeweghe-27	Wiley-28	13,633
50	2/15	@Utah	W	145-134	16-8	11-15	27-23	Vandeweghe-24	Dantley-40	10,837
51	2/16	KANSAS CITY	W	119-106	17-8	11-15	28-23	English-24	Johnson-17	7,203
52	2/19	SAN ANTONIO	L	121-126	17-9	11-15	28-24	Vandeweghe-23	Mitchell-27	11,918
53	2/21	LOS ANGELES	L	131-132	17-10	11-15	28-25	English-34	E. Johnson-25	17,337
54	2/23	@Los Angeles	L	129-145	17-10	11-16	28-26	Issel/Vandeweghe-18	Wilkes-31	14,072
55	2/24	HOUSTON	L	110-120	17-11	11-16	28-27	Vandeweghe-34	Hayes-27	11,985
56	2/26	@Phoenix	L	122-131	17-11	11-17	28-28	Issel-35	Robinson-32	12,683
57	2/27	PHILADELPHIA	W	134-125	18-11	11-17	29-28	English-25	Toney-29	17,727
58	3/2	INDIANA	L	124-132*	18-12	11-17	29-29	Vandeweghe-35	Davis-25	10,147
59	3/5	WASHINGTON	W	127-126	19-12	11-17	30-29	Vandeweghe-23	Haywood-27	9,986
60	3/7	CLEVELAND	W	147-127	20-12	11-17	31-29	English-26	Robinson-29	9,889
61	3/9	@Atlanta	L	106-120	20-12	11-18	31-30	English-29	Roundfield-34	5,840
62	3/10	@Detroit	W	124-113	20-12	12-18	32-30	Issel-35	Thomas-25	4,162
63	3/12	@Houston	W	130-115	20-12	13-18	33-30	English-28	Malone-26	12,518
64	3/14	GOLDEN STATE	W	127-101	21-12	13-18	34-30	Vandeweghe-26	Free/Smith-20	12,228
65	3/16	UTAH	W	154-138*	22-12	13-18	35-30	English-32	Dantley-36	8,895
66	3/17	@Phoenix	W	135-133*	22-12	14-18	36-30	Issel-39	Johnson-28	11,349
67	3/19	CHICAGO	W	130-120	23-12	14-18	37-30	English-29	Greenwood-20	10,979
68	3/24	SAN ANTONIO	W	129-115	24-12	14-18	38-30	English/Issel-25	Gervin-25	14,425
69	3/25	@San Diego	W	129-117	24-12	15-18	39-30	Vandeweghe-32	Brooks-29	3,755
70	3/27	PHOENIX	W	140-134**	25-12	15-18	40-30	English-29	Davis-23	15,222
71	3/30	SEATTLE	W	145-142*	26-12	15-18	41-30	Vandeweghe-35	Williams-32	15,419
72	3/31	@Dallas	W	120-119	26-12	16-18	42-30	English-27	Vincent-31	7,932
73	4/2	PORTLAND	W	127-121	27-12	16-18	43-30	Vandeweghe-27	Thompson-27	17,135
74	4/4	@Seattle	L	116-140	27-12	16-19	43-31	Issel-25	Sikma-29	32,403
75	4/6	@Portland	L	122-136	27-12	16-20	43-32	English/Issel-26	Natt-28	12,666
76	4/7	@Golden State	W	126-121	27-12	17-20	44-32	Issel-26	King-33	10,898
77	4/9	@Los Angeles	L	128-153	27-12	17-21	44-33	English/Gondrezick-20	Wilkes-25	16,433
78	4/10	@Utah	L	136-151	27-12	17-22	44-34	Issel-25	Dantley-53	6,919
79	4/13	@San Antonio	L	137-144	27-12	17-23	44-35	Issel-35	Gervin-39	14,973
80	4/14	HOUSTON	W	141-122	28-12	17-23	45-35	Thompson-26	Malone-27	17,103
81	4/16	@Kansas City	L	121-123	28-12	17-24	45-36	English-25	Johnson-21	6,013
82	4/17	DALLAS	W	130-124	29-12	17-24	46-36	English/Issel-32	Vincent-26	17,009

* Denotes number of overtime periods.

NUGGETS SEASON-BY-SEASON



1982-83 SEASON

1982-83 ROSTER

NO.	PLAYER	POS	HT	WT	COLLEGE/YR	EXP
23	T.R. Dunn	G	6-4	192	Alabama '77	5
2	Alex English	F	6-7	190	South Carolina '76	6
22	Glen Gondrezick	F	6-6	218	UNLV '77	5
24	Bill Hanzlik	G	6-7	185	Notre Dame '80	2
34	Cedrick Hordges	F	6-8	220	South Carolina '80	2
44	Dan Issel	C	6-9	240	Kentucky '70	12
53	Rich Kelley	C	7-0	240	Stanford '75	7
7	Billy McKinney	G	6-1	170	Northwestern '77	4
43	James Ray	F	6-9	215	Jacksonville '80	2
25	Dave Robisch	C	6-10	240	Kansas '71	11
55	Kiki Vandeweghe	F	6-8	220	UCLA '80	2
21	Rob Williams	G	6-2	175	Houston '83	R

Head Coach: Doug Moe (North Carolina '61)

Assistant Coach: John Nillen (Regis '74)

Trainer: Bob "Chopper" Travaglini

NUGGETS 1982-83 TEAM HIGHS & LOWS

	HIGH	LOW
Points	155 vs. Indiana, 12/28	90 @ Washington, 12/9
Field Goals Made	*57 vs. Golden State, 3/15	37 @ Washington, 12/9
Field Goals Attempted	117 @ Seattle, 1/11	*80 vs. New York, 1/22
Field Goal Percentage	(.606/.57-94) @ Dallas, 1/14	(.384/.38-99) @ Kansas City, 12/22
Three-Pointers Made	*3 vs. San Antonio, 12/16	*0 vs. Kansas City, 4/17
Three-Pointers Attempted	9 @ Utah, 4/12	*0 vs. Kansas City, 4/17
Three-Point Percentage	*(.600/.3-5) vs. San Antonio, 12/16	*(.000/0-6) vs. Kansas City, 4/17
Free Throws Made	*45 vs. Kansas City, 1/4	7 @ Philadelphia, 2/16
Free Throws Attempted	60 vs. Kansas City, 1/4	9 @ Philadelphia, 2/16
Free Throw Percentage	(1.000/17-17) @ Seattle, 1/11	(.633/31-49) vs. Kansas City, 1/25
Total Rebounds	68 @ Utah, 4/12	29 @ Cleveland, 12/10
Offensive Rebounds	27 vs. Chicago, 12/3	5 @ Portland, 1/3
Defensive Rebounds	46 @ Dallas, 4/8	18 @ Philadelphia, 2/16
Assists	42 @ Seattle, 1/11	14 @ Kansas City, 1/5
Steals	*17 vs. Utah, 2/5	2 @ San Antonio, 11/23
Turnovers	29 @ San Diego, 1/8	*8 vs. Dallas, 11/30
Blocked Shots	12 vs. Chicago, 12/3	*0 vs. Seattle, 3/18
Fouls	36 @ San Antonio, 3/29	14 @ Washington, 12/9

OPPONENTS 1982-83 TEAM HIGHS & LOWS

	HIGH	LOW
Points	150 by Indiana, 12/28	93 by Houston, 1/19
Field Goals Made	67 @ Seattle, 3/18	36 by Houston, 1/19
Field Goals Attempted	*120 by Kansas City, 1/4	76 @ Philadelphia, 2/16
Field Goal Percentage	(.637/.65-102) @ Dallas, 1/14	(.350/.36-103) by Houston, 1/19
Three-Pointers Made	5 by Detroit, 3/25	*0 by Kansas City, 4/17
Three-Pointers Attempted	14 by San Antonio, 3/8	*0 by LA Lakers, 3/31
Three-Point Percentage	*(.600/.3-5) @ Houston 12/2, Portland 3/4	*(.000/0-3) by Kansas City, 4/17
Free Throws Made	36 by Portland, 3/20	8 @ Washington, 12/9
Free Throws Attempted	54 by Philadelphia, 2/1	12 @ Washington, 12/9
Free Throw Percentage	(.944/17-18) by Dallas, 10/29	(.536/15-28) by Houston, 1/7
Total Rebounds	75 vs. Kansas City, 1/4	33 @ Portland, 3/4
Offensive Rebounds	37 by Kansas City, 1/4	5 @ Utah, 11/10
Defensive Rebounds	46 @ Kansas City, 12/22	23 by Golden State, 3/15
Assists	52 @ Seattle, 3/18	14 by Houston, 1/19
Steals	17 @ San Diego, 2/8	*3 @ Milwaukee, 12/15
Turnovers	33 by Chicago, 12/3	9 @ San Antonio, 11/23
Blocked Shots	17 by Utah, 2/5	*1 by Houston, 1/19
Fouls	46 by Indiana, 12/28	17 @ Utah, 3/9

* Indicates repeated mark, and is the last time it happened.

1982-83 SEASON



1982-83 GAME-BY-GAME RESULTS (45-37)

NO.	DATE	OPP.	W-L	SCORE	HM.	RD.	TOT.	DEN. HIGH SCORER	OPP. HIGH SCORER	ATTEND.
1	10/29	DALLAS	L	117-125	0-1	0-0	0-1	Vandeweghe-32	Blackman-26	12,099
2	10/31	PHOENIX	W	114-110	1-1	0-0	1-1	English-25	Lucas-19	8,893
3	11/3	LOS ANGELES	L	134-135*	1-2	0-0	1-2	Issel-26	Three w/22	14,807
4	11/4	@Los Angeles	L	108-131	1-2	0-1	1-3	English-22	Nixon-21	12,815
5	11/6	GOLDEN STATE	W	127-118	2-2	0-1	2-3	English-27	Smith-23	12,929
6	11/9	ATLANTA	L	106-106	2-3	0-1	2-4	English-30	Roundfield-27	10,351
7	11/10	@Utah	L	118-125	2-3	0-2	2-5	Issel-32	Dantley-43	13,514
8	11/12	PORTLAND	L	111-128	2-4	0-2	2-6	English-24	Natt-27	13,639
9	11/13	@Dallas	W	140-130	2-4	1-2	3-6	English-40	Aguirre-28	10,283
10	11/16	@San Diego	W	136-130	2-4	2-2	4-6	English-39	Chambers-29	3,039
11	11/18	@Phoenix	W	118-107	2-4	3-2	5-6	English-32	Johnson-27	9,640
12	11/21	@Los Angeles	L	129-143	2-4	3-3	5-7	English-45	Wilkes-29	17,505
13	11/23	@San Antonio	L	126-136	2-4	3-4	5-8	English-36	Banks-28	8,518
14	11/24	SAN ANTONIO	W	129-123	3-4	3-4	6-8	Issel-38	Gervin-34	13,011
15	11/26	@Seattle	L	106-127	3-4	3-5	6-9	English-24	Williams-20	15,070
16	11/27	SAN DIEGO	W	141-125	4-4	3-5	7-9	English-39	Cummings-25	10,813
17	11/30	DALLAS	L	129-140	4-5	3-5	7-10	English-34	Aguirre-37	8,799
18	12/3	CHICAGO	W	131-124	5-5	3-5	8-10	English-29	Woolridge/Theus-29	10,993
19	12/8	@Indiana	L	126-130	5-5	3-6	8-11	English-41	Kellogg-29	3,013
20	12/9	@Washington	L	90-98	5-5	3-7	8-12	English/Issel-24	Ruland-23	5,684
21	12/10	@Cleveland	W	117-107	5-5	4-7	9-12	English-27	Wedman/Hubbard-21	1,997
22	12/12	@Boston	L	112-126	5-5	4-8	9-13	Issel-26	Bird-26	15,320
23	12/15	@Milwaukee	W	113-98	5-5	5-8	10-13	English-33	Johnson-25	9,085
24	12/16	SAN ANTONIO	L	108-110	5-6	5-8	10-14	Issel-30	Moore-29	10,815
25	12/18	NEW JERSEY	L	114-123	5-7	5-8	10-15	Vandeweghe-37	O'Koren-23	13,121
26	12/22	@Kansas City	L	102-146	5-7	5-9	10-16	Vandeweghe-28	Loder-25	6,439
27	12/23	@Detroit	W	135-127	5-7	6-9	11-16	English-43	Thomas-28	12,218
28	12/27	GOLDEN STATE	W	130-128	6-7	6-9	12-16	English-41	Richardson-31	7,730
29	12/28	INDIANA	W	155-150*	7-7	6-9	13-16	English-37	Knight-23	7,038
30	12/30	BOSTON	L	132-145	7-8	6-9	13-17	Vandeweghe-40	Maxwell-27	16,474
31	1/1	PHOENIX	W	127-125	8-8	6-9	14-17	Vandeweghe-49	Nance-26	7,814
32	1/2	@Portland	L	102-122	8-8	6-10	14-18	Vandeweghe-30	Paxson-31	12,888
33	1/4	KANSAS CITY	W	137-121	9-8	6-10	15-18	English-36	Williams-26	7,989
34	1/5	@Kansas City	L	118-138	9-8	6-11	15-19	English-34	Woodson-26	7,222
35	1/7	HOUSTON	W	125-97	10-8	6-11	16-19	Vandeweghe-28	Bailey-23	9,122
36	1/8	@San Diego	L	120-122	10-8	6-12	16-20	English-33	Hollins-25	3,715
37	1/11	@Seattle	W	131-119	10-8	7-12	17-20	Vandeweghe-35	Donaldson-25	10,054
38	1/12	UTAH	W	126-118	11-8	7-12	18-20	Vandeweghe-30	Griffith-22	8,817
39	1/14	@Dallas	L	139-149	11-8	7-13	18-21	English-34	Blackman-31	11,015
40	1/15	@Houston	W	131-111	11-8	8-13	19-21	English-39	Leavell-32	7,260
41	1/18	@San Antonio	L	124-143	11-8	8-14	19-22	Vandeweghe-29	Banks-20	8,224
42	1/19	HOUSTON	W	130-93	12-8	8-14	20-22	English-23	Bryant-13	9,417
43	1/21	@Golden State	L	121-136	12-8	8-15	20-23	Vandeweghe-35	Carroll-39	9,351
44	1/22	NEW YORK	L	98-102	12-9	8-15	20-24	Vandeweghe-28	Orr-22	12,075
45	1/25	KANSAS CITY	W	119-112	13-9	8-15	21-24	English-32	Drew-22	8,133
46	1/28	PORTLAND	W	118-109	14-9	8-15	22-24	English-35	Natt-26	11,736
47	2/1	PHILADELPHIA	L	124-133	14-10	8-15	22-25	Vandeweghe-36	Toney-35	17,498
48	2/2	@Houston	L	128-135	14-10	8-16	22-26	Vandeweghe-29	Latt-42	7,141
49	2/3	@Atlanta	W	128-112	14-10	9-16	23-26	English-36	Roundfield-29	4,534
50	2/5	UTAH	W	143-138	15-10	9-16	24-26	English-36	Drew-30	9,133
51	2/8	@San Diego	L	98-125	15-10	9-17	24-27	Vandeweghe-27	Cummings-31	3,341
52	2/9	SEATTLE	W	134-125	16-10	9-17	25-27	Vandeweghe-37	Radford-22	12,847
53	2/16	@Philadelphia	L	95-116	16-10	9-18	25-28	Vandeweghe-16	Malone-21	13,216
54	2/17	@New Jersey	W	117-108	16-10	10-18	26-28	English-33	Kin-25	12,037
55	2/19	@New York	L	117-108	16-10	10-19	26-29	English-39	Cartwright-24	10,068
56	2/22	@Chicago	L	133-144	16-10	10-20	26-30	Vandeweghe-37	Woolridge-31	5,754
57	2/24	SEATTLE	W	138-129	17-10	10-20	27-30	Issel-30	Williams-27	15,748
58	2/26	WASHINGTON	W	125-111	18-10	10-20	28-30	English-34	Baillard-29	15,335
59	2/27	@Los Angeles	W	135-120	18-10	11-20	29-30	Vandeweghe-35	E. Johnson-28	17,505
60	3/1	CLEVELAND	W	132-121	19-10	11-20	30-30	English-31	Free-25	10,492
61	3/2	@Golden State	W	128-108	19-10	12-20	31-30	Vandeweghe-33	Carroll-22	6,508
62	3/4	@Portland	W	142-138	19-10	13-20	32-30	English-35	Natt-33	12,888
63	3/5	MILWAUKEE	W	126-120	20-10	13-20	33-30	Vandeweghe-36	Ford-21	17,065
64	3/8	SAN ANTONIO	W	129-118	21-10	13-20	34-30	English-28	Mitchell-21	15,033
65	3/9	@Utah	W	129-109	21-10	14-20	35-30	English-32	Griffith-34	10,075
66	3/13	UTAH	W	130-117	22-10	14-20	36-30	English-30	Three w/16	13,188
67	3/15	GOLDEN STATE	W	139-115	23-10	14-20	37-30	Vandeweghe-32	Lloyd-30	12,558
68	3/18	@Seattle	L	117-147	23-10	14-21	37-31	Vandeweghe-31	Kelsar-30	14,268
69	3/20	PORTLAND	L	106-118	23-11	14-21	37-32	Issel-26	Paxson-29	13,710
70	3/22	PHOENIX	W	130-117	24-11	14-21	38-32	Vandeweghe-29	Davis-27	10,588
71	3/25	DETROIT	W	131-120	25-11	14-21	39-32	English-29	Thomas-44	14,009
72	3/26	@Phoenix	L	110-124	25-11	14-22	39-33	Vandeweghe-32	Johnson-25	13,143
73	3/29	@San Antonio	L	129-136	25-11	14-23	39-34	Vandeweghe-33	Gilmore-32	12,477
74	3/31	LOS ANGELES	L	116-122	25-12	14-23	39-35	English-30	Jabbar-25	17,310
75	4/2	SAN DIEGO	W	107-99	26-12	14-23	40-35	Vandeweghe-26	Brooks-30	12,911
76	4/6	@Kansas City	L	113-130	26-12	14-24	40-36	Vandeweghe-26	E. Johnson-26	7,130
77	4/8	@Dallas	W	132-115	26-12	15-24	41-36	English-29	Ransley-19	10,878
78	4/9	@Houston	W	123-105	26-12	16-24	42-36	Vandeweghe-32	Leavel-20	6,237
79	4/12	@Utah	L	116-125	26-12	16-25	42-37	Vandeweghe-34	Griffith-30	10,195
80	4/13	HOUSTON	W	131-112	27-12	16-25	43-37	Teagle-28	Teagle-18	10,609
81	4/15	DALLAS	W	137-126	28-12	16-25	44-37	Vandeweghe-35	Aguirre-31	15,039
82	4/17	KANSAS CITY	W	125-116	29-12	16-25	45-37	English/Issel-31	Drew-32	15,619

* Denotes number of overtime periods.

NUGGETS SEASON-BY-SEASON



1983-84 SEASON

1983-84 ROSTER

NO.	PLAYER	POS	HT	WT	COLLEGE/YR	EXP
32	Howard Carter	G	6-5	213	LSU '83	R
23	T.R. Dunn	G	6-4	193	Alabama '77	6
2	Alex English	F	6-7	190	South Carolina '76	7
5	Mike Evans	G	6-1	170	Kansas St. '78	4
22	Glen Gondrezick	F	6-6	218	UNLV '77	6
24	Bill Hanzlik	G	6-7	185	Notre Dame '80	3
44	Dan Issel	C	6-9	240	Kentucky '70	13
7	Billy McKinney	G	6-0	170	Northwestern '77	5
43	James Ray	F	6-9	215	Jacksonville '80	3
25	Dave Robisch	C	6-10	240	Kansas '71	12
34	Danny Schayes	C	6-11	245	Syracuse '81	2
55	Kiki Vandeweghe	F	6-8	220	UCLA '80	3
21	Rob Williams	G	6-2	175	Houston '83	1

Head Coach: Doug Moe (North Carolina '61)

Assistant Coach: Bill Ficke

Trainer: Bob "Chopper" Travaglini

NUGGETS 1983-84 TEAM HIGHS & LOWS

	HIGH	LOW
Points	184 vs. Detroit, 12/13	90 @ Boston, 12/9
Field Goals Made	68 vs. Detroit, 12/13	35 @ Dallas, 3/24
Field Goals Attempted	125 vs. San Antonio, 1/11	75 @ Dallas, 3/24
Field Goal Percentage	(.615/.59-96) vs. Kansas City, 2/25	(.413/.45-109) vs. Utah, 4/10
Three-Pointers Made	*5 vs. LA Lakers, 1/13	*0 @ Houston, 4/11
Three-Pointers Attempted	12 vs. Boston, 11/15	*0 vs. San Diego, 4/1
Three-Point Percentage	*(.667/.4-6) @ Houston, 3/27	*(.000/0-1) @ Houston, 4/11
Free Throws Made	51 @ San Diego, 10/29	12 @ Boston, 12/9
Free Throws Attempted	58 vs. Houston, 3/21	16 vs. Dallas, 2/8
Free Throw Percentage	(1.000/18-18) vs. Seattle, 1/3	(.667/12-18) @ Boston, 12/9
Total Rebounds	57 @ Utah, 11/25	26 @ Portland, 11/22
Offensive Rebounds	26 @ Seattle, 2/19	*7 @ Cleveland, 3/16
Defensive Rebounds	43 @ Indiana, 1/25	17 @ Portland, 11/22
Assists	46 vs. Detroit, 12/13	15 @ Dallas, 3/24
Steals	15 vs. LA Lakers, 11/8	*4 vs. Chicago, 3/18
Turnovers	28 @ Portland, 2/10	*8 @ LA Lakers, 12/27
Blocked Shots	12 vs. Atlanta, 2/16	*0 @ LA Lakers, 12/27
Fouls	44 @ Phoenix, 12/26	*20 @ Cleveland, 3/16

OPPONENTS 1983-84 TEAM HIGHS & LOWS

	HIGH	LOW
Points	186 by Detroit, 12/13	89 by Philadelphia, 12/29
Field Goals Made	74 by Detroit, 12/13	30 by Philadelphia, 12/29
Field Goals Attempted	136 by Detroit, 12/13	77 by Kansas City, 1/20
Field Goal Percentage	(.665/.55-84) @ Phoenix, 12/26	(.361/.30-83) by Philadelphia, 12/29
Three-Pointers Made	*5 by Golden State, 4/5	*0 @ San Antonio, 4/15
Three-Pointers Attempted	12 by Kansas City, 3/23	*0 @ Golden State, 2/28
Three-Point Percentage	*(.800/4-5) by San Antonio, 1/11	*(.000/0-1) @ San Antonio, 4/15
Free Throws Made	46 @ Phoenix, 12/26	12 @ Dallas, 3/24
Free Throws Attempted	66 @ Utah, 12/23	14 @ Dallas, 3/24
Free Throw Percentage	(.917/.33-36) by LA Lakers, 11/8	(.571/12-21) @ Atlanta, 11/29
Total Rebounds	66 @ Atlanta, 11/29	30 by Kansas City, 2/25
Offensive Rebounds	*26 vs. San Antonio, 3/30	6 @ Seattle, 2/19
Defensive Rebounds	45 @ San Antonio, 11/12	19 by Kansas City, 2/25
Assists	50 @ San Antonio, 4/15	13 by Philadelphia, 12/29
Steals	19 by Detroit, 12/13	2 @ Dallas, 1/15
Turnovers	32 @ Phoenix, 12/26	7 vs. Utah, 10/28
Blocked Shots	14 @ San Antonio, 1/18	0 @ Cleveland, 3/16
Fouls	44 by Detroit, 12/13	15 @ Boston, 12/9

* Indicates repeated mark, and is the last time it happened.

1983-84 SEASON



1983-84 GAME-BY-GAME RESULTS (38-44)

NO.	DATE	OPP.	W-L	SCORE	HM.	RD.	TOT.	DEN. HIGH SCORER	OPP. HIGH SCORER	ATTEND.
1	10/28	UTAH	W	139-125	1-0	0-0	1-0	Vandeweghe-37	Dantley-40	10,439
2	10/29	@San Diego	L	128-141	1-0	0-1	1-1	English-29	Cummings-25	5,705
3	11/1	DALLAS	L	124-130	1-1	0-1	1-2	Vandeweghe-28	Aguirre-39	7,864
4	11/3	@Kansas City	W	131-128	1-1	1-1	2-2	Vandeweghe-39	Johnson-31	6,035
5	11/5	SAN DIEGO	W	127-121	1-1	1-1	3-2	Vandeweghe-29	Cummings-25	11,814
6	11/8	LOS ANGELES	L	124-133	2-2	1-1	3-3	Vandeweghe-25	Johnson-29	10,105
7	11/12	@San Antonio	L	107-126	2-2	1-2	3-4	Vandeweghe-25	Banks/Edmon-22	8,258
8	11/15	BOSTON	L	124-140	2-3	1-2	3-5	Vandeweghe-38	Bird-28	13,808
9	11/17	@Golden State	W	131-120	2-3	2-2	4-5	English/Vandeweghe-30	Carroll-26	6,104
10	11/18	HOUSTON	W	134-127	3-3	2-2	5-5	Vandeweghe-32	Sampson-22	9,886
11	11/19	MILWAUKEE	W	133-126	4-3	2-2	6-5	English-32	Moncrief-43	10,852
12	11/22	@Portland	L	116-156	4-3	2-3	6-6	Vandeweghe-26	Lever-22	12,888
13	11/23	SAN DIEGO	W	133-114	5-3	2-3	7-6	Vandeweghe-33	Nixon-22	8,689
14	11/25	@Utah	L	124-126	5-3	2-4	7-7	Issel-34	Dantley-47	9,359
15	11/26	PHOENIX	W	107-104	6-3	2-4	8-7	Vandeweghe-35	Davis-30	6,500
16	11/29	@Atlanta	W	105-96	6-3	3-4	9-7	English-26	Wilkins-38	4,888
17	11/30	@Milwaukee	L	122-139	6-3	3-5	9-8	Vandeweghe-26	Moncrief-25	9,526
18	12/3	SEATTLE	W	121-111	7-3	3-5	10-8	English/Vandeweghe-28	Williams-20	9,881
19	12/6	@New York	W	117-112	7-3	4-5	11-8	Vandeweghe-33	King-24	9,054
20	12/7	@Philadelphia	L	128-133	7-3	4-6	11-9	Vandeweghe-33	Malone-30	13,652
21	12/9	@Boston	L	90-119	7-3	4-7	11-10	Anderson-16	Mchale-21	13,374
22	12/11	@New Jersey	L	130-141	7-3	4-8	11-11	Vandeweghe-37	King-30	9,549
23	12/13	DETROIT	L	104-106***	7-4	4-8	11-12	Vandeweghe-51	Thomas-47	8,655
24	12/16	PORTLAND	L	115-119	7-5	4-8	11-13	Vandeweghe-32	Natt/Paxson-22	9,756
25	12/18	NEW JERSEY	W	122-118	8-5	4-8	12-13	Vandeweghe-33	Birdsong-23	7,789
26	12/20	@Kansas City	L	114-131	8-5	4-9	12-14	Issel-24	John/Wood-24	4,751
27	12/22	INDIANA	L	132-133	8-6	4-9	12-15	English-34	McKenna-21	11,756
28	12/23	@Utah	L	116-118	8-6	4-10	12-16	English-20	Dantley-27	7,569
29	12/26	@Phoenix	L	133-140*	8-6	4-11	12-17	Issel-27	Davis-40	12,104
30	12/27	@Los Angeles	L	116-118	8-6	4-12	12-18	Vandeweghe-34	Wilkes-24	15,512
31	12/29	PHILADELPHIA	W	101-99	9-6	4-12	13-18	Issel-26	Malone/Toney-20	16,862
32	12/30	UTAH	W	135-130	10-6	4-12	14-18	Issel-31	Dantley-32	11,882
33	1/3	SEATTLE	L	109-110	10-7	4-12	14-19	Vandeweghe-41	Williams-30	8,802
34	1/6	@Portland	L	129-144	10-7	4-13	14-20	Evans-31	Paxson-32	12,888
35	1/7	DALLAS	W	141-117	11-7	4-13	15-20	English-28	Aguirre-31	11,865
36	1/11	SAN ANTONIO	W	163-155	12-7	4-13	16-20	Vandeweghe-50	Gervin-38	9,429
37	1/13	LOS ANGELES	L	131-141	12-8	4-13	16-21	Vandeweghe-35	Wilkes-31	13,957
38	1/15	@Dallas	L	107-126	12-8	4-14	16-22	Vandeweghe-24	Aguirre-25	16,039
39	1/17	@Houston	L	115-124	12-8	4-15	16-23	English/Issel-30	Sampson-27	9,174
40	1/18	@San Antonio	L	127-148	12-9	4-16	16-24	Carter-25	Gervin-37	8,679
41	1/20	KANSAS CITY	W	116-114	13-8	4-16	17-24	Vandeweghe-42	Johnson-32	10,997
42	1/21	GOLDEN STATE	W	126-115	14-8	4-16	18-24	Vandeweghe-38	Short-29	10,885
43	1/25	@Indiana	L	112-117	14-8	4-17	18-25	Vandeweghe-21	Johnson-27	8,315
44	1/26	@Chicago	W	126-125	14-8	5-17	19-25	Issel-37	Greenwood-32	4,913
45	2/1	LOS ANGELES	L	108-116	14-9	5-17	19-26	English-37	Scott-32	14,009
46	2/3	@Dallas	W	114-111	14-9	6-17	20-26	Vandeweghe-34	Aguirre-28	15,292
47	2/4	@Kansas City	L	100-107	14-9	6-18	20-27	Vandeweghe-30	Knight-30	9,053
48	2/7	@Seattle	L	105-115	14-9	6-19	20-28	Vandeweghe-25	Williams-25	8,070
49	2/8	DALLAS	L	114-120	14-10	6-19	20-29	Vandeweghe-41	Blackman-27	8,441
50	2/10	@Portland	L	117-123	14-10	6-20	20-30	Edmonson-30	Paxson-22	12,888
51	2/11	NEW YORK	L	112-138	14-11	6-20	20-31	Vandeweghe-31	King-25	14,983
52	2/14	WASHINGTON	L	96-108	14-12	6-20	20-32	English-33	Ball/Ruland-20	7,962
53	2/16	ATLANTA	W	117-102	15-12	6-20	21-32	English-36	Wilkins-32	9,106
54	2/17	@Los Angeles	W	141-138	15-12	7-20	22-32	English-35	Abdul-Jabbar/Johnson-33	15,230
55	2/19	@Seattle	L	120-132	15-12	7-21	22-33	English-29	Chambers-34	9,411
56	2/21	@Golden State	L	133-135	15-12	7-22	22-34	Vandeweghe-34	Johnson-40	6,537
57	2/22	SAN ANTONIO	W	127-121	16-12	7-22	23-34	Issel-36	Brewer-22	11,816
58	2/24	@Phoenix	W	117-100	16-12	8-22	24-34	English-37	Nance-21	12,393
59	2/25	KANSAS CITY	W	148-136	17-12	8-22	25-34	English-41	Johnson-33	13,808
60	2/28	@Golden State	L	137-140*	17-12	8-23	25-35	English-34	Short-30	6,537
61	3/1	CLEVELAND	W	119-113	18-12	8-23	26-35	Vandeweghe-34	Huston-23	10,003
62	3/3	UTAH	W	131-122	19-12	8-23	27-35	English-44	Dantley-36	10,808
63	3/6	HOUSTON	W	130-128	20-12	8-23	28-35	Vandeweghe-45	Sampson-33	14,879
64	3/9	@San Diego	L	126-134	20-12	8-24	28-36	Vandeweghe-39	Cummings-28	4,813
65	3/11	PORTLAND	W	149-123	21-12	8-24	29-36	Vandeweghe-36	Natt-29	11,003
66	3/13	@Washington	L	103-108	21-12	8-25	29-37	Vandeweghe-27	Ruland-25	6,325
67	3/14	@Detroit	W	125-121	21-12	9-25	30-37	English-37	Thomas-24	13,552
68	3/16	@Cleveland	W	118-102	21-12	10-25	31-37	English/Vandeweghe-29	Robinson-24	4,682
69	3/18	CHICAGO	W	107-104	22-12	10-25	32-37	English/Vandeweghe-30	Dailey-19	11,099
70	3/20	@Phoenix	L	120-146	22-12	10-26	32-38	English-36	Lucas-23	10,389
71	3/21	HOUSTON	W	134-125	23-12	10-26	33-38	Issel/Vandeweghe-30	McCray-28	11,560
72	3/23	KANSAS CITY	W	126-116	24-12	10-26	34-38	Vandeweghe-31	Johnson-26	11,952
73	3/24	@Dallas	L	101-119	24-12	10-27	34-39	English-31	Aguirre-46	17,007
74	3/27	@Houston	L	137-140	24-12	10-28	34-40	Vandeweghe-33	Lloyd-31	7,812
75	3/30	SAN ANTONIO	W	145-136	25-12	10-28	35-40	English-39	Mitchell-33	13,329
76	4/1	SAN DIEGO	W	129-103	26-12	10-28	36-40	Vandeweghe-25	Smith-23	12,848
77	4/3	SEATTLE	W	124-113	27-12	10-28	37-40	Vandeweghe-42	Williams-34	11,828
78	4/5	GOLDEN STATE	L	124-128	27-13	10-28	37-41	English-34	Short-32	13,880
79	4/8	PHOENIX	L	121-126	27-14	10-28	37-42	Vandeweghe-43	Davis-24	15,108
80	4/10	vs.Utah @Las Vegas	L	120-135	27-14	10-29	37-42	Vandeweghe-35	Green-45	7,357
81	4/11	@Houston	W	130-110	27-14	11-29	38-43	Vandeweghe-36	McCray-21	7,554
82	4/15	@San Antonio	L	154-157	27-14	11-30	38-44	English/Vandeweghe-30	Paxson-25	6,267

* Denotes number of overtime periods \$ McNichols Arena sellout

NUGGETS SEASON-BY-SEASON



1984-85 ROSTER

NO.	PLAYER	POS	HT	WT	COLLEGE/YR	EXP
42	Wayne Cooper	C	6-10	220	New Orleans '78	6
23	T.R. Dunn	G	6-4	192	Alabama '77	7
2	Alex English	F	6-7	190	South Carolina '76	8
5	Mike Evans	G	6-1	170	Kansas St. '78	5
24	Bill Hanzlik	F	6-7	185	Notre Dame '80	4
44	Dan Issel	F/C	6-9	240	Kentucky '70	14
12	Fat Lever	G	6-3	175	Arizona St. '82	2
33	Calvin Natt	F	6-6	220	NE Louisiana '79	5
34	Danny Schayes	C	6-11	245	Syracuse '81	3
20	Elston Turner	G	6-5	200	Mississippi '81	3
10	Willie White	G	6-3	205	Tenn-Chattanooga '84	R
21	Rob Williams	G	6-2	175	Houston '83	2

Head Coach: Doug Moe (North Carolina '61)

Assistant Coach: Allan Bristow (Virginia Tech '71)

Trainer: Bob "Chopper" Travaglini

NUGGETS 1984-85 TEAM HIGHS & LOWS

	HIGH	LOW
Points	147 vs. Utah, 11/10	97 @ Utah, 11/30
Field Goals Made	64 @ LA Lakers, 11/6	32 vs. LA Lakers, 4/2
Field Goals Attempted	119 vs. Houston (20T), 3/5	81 @ San Antonio, 12/12
Field Goal Percentage	(.625/60-96) vs. Utah, 11/10	(.385/37-96) L.A. Lakers, 4/2
Three-Pointers Made	*5 @ Dallas, 3/15	0 many times
Three-Pointers Attempted	11 @ Seattle, 2/22	0 many times
Three-Point Percentage	(.714/5-7) @ Dallas, 3/15	(.000) many times
Free Throws Made	46 vs. San Antonio, 12/26	7 @ LA Clippers, 11/5
Free Throws Attempted	54 vs. San Antonio, 12/26	14 @ LA Clippers, 11/5
Free Throw Percentage	(.926/25-27) Houston, 1/2	(.500/7-14) @ LA Clippers, 11/5
Total Rebounds	62 vs. Houston, 11/16	28 @ Houston, 12/22
Offensive Rebounds	33 @ Atlanta, 2/26	7 @ Seattle, 12/29
Defensive Rebounds	43 vs. Utah, 3/26	14 @ Chicago, 1/14
Assists	44 @ LA Lakers, 11/6	13 @ Houston, 12/22
Steals	19 vs. Indiana, 3/9	3 vs. Dallas, 3/18
Turnovers	33 @ Utah, 1/4	9 vs. LA Lakers, 12/28
Blocked Shots	12 vs. San Antonio, 4/5	*1 @ Portland, 1/19
Fouls	37 @ Utah, 1/4	*18 @ Portland, 3/30

OPPONENTS 1984-85 TEAM HIGHS & LOWS

	HIGH	LOW
Points	*148 @ LA Lakers, 4/9	89 by Utah, 3/26
Field Goals Made	64 by Detroit, 12/19	35 by New York, 1/9
Field Goals Attempted	112 @ Houston (20T), 2/2	72 @ Portland, 4/14
Field Goal Percentage	(.671/47-70) @ Chicago, 1/14	(.398/37-93) @ Utah, 1/28
Three-Pointers Made	5 @ L.A. Lakers, 4/9	0 many times
Three-Pointers Attempted	*9 @ Dallas, 3/15	0 many times
Three-Point Percentage	*(.800/4-5) by Wash., 1/18	(.000) many times
Free Throws Made	37 by Kansas City, 12/14	11 by Utah, 3/26
Free Throws Attempted	*46 by Kansas City, 12/14	14 by Utah, 3/26
Free Throw Percentage	(.909/30-33) by Dallas, 3/18	(.576/19-33) by Indiana, 3/9
Total Rebounds	69 by Houston (20T), 3/5	*33 by Dallas, 1/31
Offensive Rebounds	25 by Houston (20T), 3/5	6 by Utah, 12/1
Defensive Rebounds	44 by Houston (20T), 3/5	19 by Dallas, 1/31
Assists	43 @ L.A. Lakers, 4/9	14 by Dallas, 12/21
Steals	*15 by Houston (20T), 3/5	2 @ L.A. Clippers, 11/5
Turnovers	33 by Phoenix, 11/13	9 @ Dallas, 3/15
Blocked Shots	20 by Houston, 11/16	0 @ Seattle, 12/29
Fouls	36 by Chicago, 11/1	15 by L.A. Clippers, 1/5

* Indicates repeated mark, and is the last time it happened.

1984-85 SEASON



1984-85 GAME-BY-GAME RESULTS (52-30)

NO.	DATE	OPP.	W-L	SCORE	HM.	RD.	TOT.	DEN. HIGH SCORER	OPP. HIGH SCORER	ATTEND.
1	10/27	GOLDEN STATE	W	125-121	1-0	0-0	1-0	English-29	Short-35	8,256
2	10/30	@San Antonio	L	118-126	1-0	0-1	1-1	English-27	Moore/Gervin-18	6,677
3	11/1	CHICAGO	W	129-113	2-0	0-1	2-1	Natt-31	Dailey-26	9,413
4	11/3	@Kansas City	W	128-114	2-0	1-1	3-1	Natt-32	Drew/Thorpe-23	6,440
5	11/5	@LA Clippers	W	124-100	2-0	1-2	4-2	English-33	Nixon-21	6,474
6	11/6	@LA Lakers	W	146-130	2-0	2-2	4-2	English-28	Johnson-19	11,272
7	11/8	PORTLAND	W	128-125	3-0	2-2	5-2	English-45	Thompson-32	8,745
8	11/10	UTAH	W	147-135	4-0	2-2	6-2	English-44	Green-23	9,719
9	11/13	PHOENIX	W	122-110	5-0	2-2	7-2	English-38	Adams-19	6,702
10	11/16	HOUSTON	W	119-102	6-0	2-2	8-2	English-32	Sampson-23	18,557\$
11	11/20	@Seattle	W	124-114	6-0	3-2	9-2	English-25	Chambers-21	5,386
12	11/21	@LA Clippers	W	112-106	6-0	4-2	10-2	Natt-32	Johnson-29	6,440
13	11/24	PHILADELPHIA	W	124-100	7-0	4-2	11-2	English-31	Malone-24	10,272
14	11/27	LA CLIPPERS	W	139-110	8-0	4-2	12-2	English-28	Warrick-19	8,715
15	11/30	@Utah	L	97-116	8-0	4-3	12-3	Issel-24	Griffith-24	8,326
16	12/1	UTAH	W	118-111	9-0	4-3	13-3	Natt-28	Griffith-27	8,888
17	12/4	@New York	L	98-100	9-0	4-4	13-4	English-19	Cummings-21	8,487
18	12/5	@Boston	L	107-123	9-0	4-5	13-5	Natt/Lever-25	Parish-25	14,890
19	12/7	@Detroit	L	115-122	9-0	4-6	13-6	English-32	Thomas-27	11,427
20	12/8	@Cleveland	W	114-108	10-0	5-6	14-6	Natt-31	Davis-23	3,943
21	12/11	PORTLAND	W	123-122	10-0	5-6	15-6	English-32	Vandeweghe/Thompson-28	8,256
22	12/12	@San Antonio	L	105-125	10-4	5-7	15-7	Natt-29	Gilmore-23	7,077
23	12/14	KANSAS CITY	L	117-123	10-1	5-7	15-8	Natt-32	Johnson-32	6,497
24	12/16	SEATTLE	L	101-122	10-2	5-7	15-9	English-32	Chambers-27	6,106
25	12/18	@Golden State	W	126-122*	10-2	6-7	16-9	English-29	Short-38	5,309
26	12/19	DETROIT	L	129-148	10-3	6-7	16-10	Cooper-20	Long-26	10,714
27	12/21	DALLAS	W	116-93	11-3	6-7	17-10	Natt-24	Aguirre-19	7,513
28	12/22	@Houston	L	107-125	11-3	6-8	17-11	English-24	Sampson-24	13,265
29	12/26	SAN ANTONIO	W	130-119	12-3	6-8	18-11	English-31	Gervin-33	7,673
30	12/28	LA LAKERS	L	123-135	12-4	6-8	18-12	English-31	Abdul-Jabbar-33	17,022\$
31	12/29	@Seattle	W	115-108	12-4	7-8	19-12	English-33	Chambers-34	8,083
32	1/2	HOUSTON	L	111-113	12-5	7-8	19-13	English-33	Sampson-29	10,747
33	1/4	@Utah	L	108-118	12-5	7-9	19-14	Natt-32	Griffith-24	8,873
34	1/5	LA CLIPPERS	L	115-127	12-6	7-9	19-15	Natt/Evans-23	Smith-26	7,880
35	1/8	@LA Lakers	W	126-124	12-6	8-9	20-15	English-41	Abdul-Jabbar-35	13,024
36	1/9	NEW YORK	W	100-95	13-6	8-9	21-15	English-29	Cummings-20	8,219
37	1/11	KANSAS CITY	W	143-121	14-6	8-9	22-15	English-26	Thum-25	7,410
38	1/13	@Milwaukee	L	116-140	14-6	8-10	22-16	English-24	Three w/21	10,995
39	1/14	@Chicago	L	113-122	14-6	8-11	22-17	English-25	Jordan-35	9,922
40	1/16	GOLDEN STATE	W	115-107	15-6	8-11	23-17	Natt-27	Short-27	7,235
41	1/18	WASHINGTON	W	108-106	16-6	8-11	24-17	English/Lever-24	Malorn-25	9,764
42	1/19	@Portland	W	123-120	16-6	9-11	25-17	Natt-31	Vandeweghe-27	12,888
43	1/24	NEW JERSEY	W	119-110	17-6	9-11	26-17	English-31	Williams-30	7,452
44	1/26	CLEVELAND	W	144-127	18-6	9-11	27-17	English-26	Poquette-22	10,840
45	1/28	@Utah	W	104-100	18-6	10-11	28-17	English-28	Dantley-28	8,578
46	1/29	PHOENIX	W	128-100	19-6	10-11	29-17	English-27	Nance-22	8,228
47	1/31	DALLAS	W	121-110	20-6	10-11	30-17	English-40	Blackman-28	8,160
48	2/2	@Houston	L	128-131**	20-6	10-12	30-18	English-35	Sampson-37	16,016
49	2/3	@Dallas	L	106-114	20-6	10-13	30-19	English-20	Vincent-24	16,828
50	2/5	@Phoenix	L	103-108	20-6	10-14	30-20	English-31	Nance-24	12,554
51	2/6	SEATTLE	W	120-101	21-6	10-14	31-20	English-35	Chambers-22	8,256
52	2/12	ATLANTA	W	131-107	22-6	10-14	32-20	Natt-29	Wilkins/Willis-18	7,552
53	2/14	@Kansas City	W	138-123	22-6	11-14	33-20	English-33	Drew/Thesus-20	6,256
54	2/15	SAN ANTONIO	W	129-119	23-6	11-14	34-20	English-39	Gervin-33	13,661
55	2/20	BOSTON	W	131-129	24-6	11-14	35-20	English-36	Bird-40	17,022\$
56	2/22	@Seattle	L	123-133	24-6	11-15	35-21	Natt-16	Chambers-29	8,102
57	2/24	PHOENIX	W	117-107	25-6	11-15	36-21	English-32	Adams-22	15,987
58	2/26	@Atlanta	W	106-94	25-6	12-15	37-21	English-33	Wilkins-21	5,374
59	2/27	@Washington	W	124-111	25-6	13-15	38-21	English-22	Malone-30	5,048
60	3/1	@Dallas	W	141-140*	25-6	14-15	39-21	Evans-28	Aguirre-46	17,007
61	3/2	MILWAUKEE	W	123-122	26-6	14-15	40-21	English-35	Cummings-33	17,022\$
62	3/5	HOUSTON	W	133-131**	27-6	14-15	41-21	English-39	Sampson-30	17,022\$
63	3/7	@Kansas City	L	140-142	27-6	14-16	41-22	Natt-36	Drew-30	3,575
64	3/9	INDIANA	W	126-116	28-6	14-16	42-22	English-23	Williams-25	15,083
65	3/12	@Houston	L	129-131	28-6	14-17	42-23	English-34	Olajuwon-36	16,016
66	3/15	@Dallas	L	108-127	28-6	14-18	42-24	Evans-16	Aguirre-22	17,077
67	3/17	@San Antonio	L	119-124	28-6	14-19	42-25	Issel-27	Moore/Gervin-23	8,672
68	3/18	DALLAS	W	113-111	29-6	14-19	43-25	Natt-29	Aguirre-30	12,966
69	3/20	@Indiana	W	123-119	29-6	15-19	44-25	Natt-27	Kellogg-26	6,614
70	3/22	@New Jersey	W	123-111	29-6	16-19	45-25	English-24	Williams-27	12,529
71	3/24	@Philadelphia	L	103-124	29-6	16-20	45-26	English-26	Toney-28	13,594
72	3/26	UTAH	W	104-89	30-6	16-20	46-26	English-25	Dantley/Wilkins-16	10,594
73	3/28	KANSAS CITY	W	133-115	31-6	16-20	47-26	Natt/English-32	Thesus-32	10,449
74	3/30	PORTLAND	W	128-117	32-6	16-20	48-26	Natt-24	Thompson-23	15,810
75	4/2	LA LAKERS	L	104-118	32-7	16-20	48-27	English-31	McAdoo/Abdul-Jabbar-20	17,022\$
76	4/4	@Phoenix	W	110-103	32-7	17-20	49-27	English-31	Adams-31	12,672
77	4/5	SAN ANTONIO	W	118-109	33-7	17-20	50-27	Natt-30	Mitchell-34	16,362
78	4/7	GOLDEN STATE	W	130-125	34-7	17-20	51-27	English-42	Short-24	10,089
79	4/9	@LA Lakers	L	119-148	34-7	17-21	51-28	English-28	McGee-26	17,505
80	4/10	@LA Clippers	L	127-129	34-7	17-22	51-29	English-38	Nixon-29	7,948
81	4/13	@Golden State	W	127-120	34-7	18-22	52-29	Natt-27	Floyd-27	6,176
82	4/14	@Portland	L	112-117	34-7	18-23	52-30	Natt-26	Drexler-35	12,888

* Denotes number of overtime periods

\$ McNichols Arena sellout

NUGGETS SEASON-BY-SEASON



1985-86 SEASON

1985-86 ROSTER

NO.	PLAYER	POS	HT	WT	COLLEGE/YR	EXP
42	Wayne Cooper	C	6-10	220	New Orleans '78	7
23	T.R. Dunn	G	6-4	193	Alabama '77	8
2	Alex English	F	6-7	190	South Carolina '76	9
5	Mike Evans	G	6-1	170	Kansas St. '78	6
24	Bill Hanzlik	F	6-7	185	Notre Dame '80	5
1	Eddie Hughes	G	5-10	160	Colorado St. '82	R
35	Joe Kopicki	F	6-9	235	Detroit '82	3
12	Fat Lever	G	6-3	175	Arizona St. '82	3
33	Calvin Natt	F	6-6	220	NE Louisiana '79	6
41	Blair Rasmussen	C	7-0	250	Oregon '85	R
34	Danny Schayes	C	6-11	245	Syracuse '81	4
20	Elston Turner	G	6-5	200	Mississippi St. '81	4
10	Willie White	G	6-3	195	Tenn-Chattanooga '84	1
31	Pete Williams	F	6-7	190	Arizona '85	R

Head Coach: Doug Moe (North Carolina '61)

Assistant Coach: Allan Bristow (Virginia Tech '71)

Trainer: Bob "Chopper" Travaglini

NUGGETS 1985-86 TEAM HIGHS & LOWS

	HIGH	LOW
Points	142 @ Phoenix, 10/29	84 @ Seattle, 11/24
Field Goals Made	58 vs. LA Clippers, 12/11	33 @ Seattle, 11/24
Field Goals Attempted	113 @ Dallas, 12/14	78 @ Seattle, 1/9
Field Goal Percentage	(.591/52-98) @ Utah, 11/29	(.367/40-109) @ L.A. Lakers, 11/8
Three-Pointers Made	6 vs. Chicago, 11/26	0 many times
Three-Pointers Attempted	13 @ Cleveland, 12/7	0 many times
Three-Point Percentage	(.750/6-8) vs. Chicago, 11/26	(.000) many times
Free Throws Made	43 @ Phoenix, 10/29	*9 vs. San Antonio, 1/24
Free Throws Attempted	54 @ Phoenix, 10/29	10 vs. L.A. Clippers, 11/16
Free Throw Percentage	*(.955/21-22) @ Wash., 3/14	(.591/13-22) @ Houston, 2/27
Total Rebounds	64 vs. Dallas, 1/7	*29 @ New Jersey, 1/18
Offensive Rebounds	26 @ LA Clippers, 4/9	5 @ San Antonio, 4/6
Defensive Rebounds	43 vs. Dallas, 1/7	*20 @ LA Clippers, 4/9
Assists	38 vs. LA Clippers, 12/11	13 @ Washington, 3/14
Steals	20 @ Phoenix, 10/29	3 @ LA Clippers, 3/9
Turnovers	30 @ Phoenix, 10/29	6 vs. LA Lakers, 12/13
Blocked Shots	12 vs. LA Clippers, 12/11	*1 vs. LA Lakers, 3/25
Fouls	39 @ Phoenix, 10/29	13 @ Washington, 3/14

OPPONENTS 1985-86 TEAM HIGHS & LOWS

	HIGH	LOW
Points	132 @ L.A. Clippers, 4/9	73 by Seattle, 10/31
Field Goals Made	57 @ L.A. Clippers, 4/9	27 by Seattle, 10/31
Field Goals Attempted	107 @ L.A. Clippers, 4/9	68 by Seattle, 10/31
Field Goal Percentage	(.581/50-86) by L.A. Lakers, 3/25	(.327/34-104) by Dallas, 11/7
Three-Pointers Made	6 @ L.A. Clippers, 3/9	0 many times
Three-Pointers Attempted	11 @ Dallas, 1/7	0 many times
Three-Point Percentage	(.667/6-9) @ L.A. Clippers, 3/9	(.000) many times
Free Throws Made	*39 @ Houston, 11/12	*11 @ Washington, 3/14
Free Throws Attempted	57 @ Phoenix, 10/29	14 @ Washington, 3/14
Free Throw Percentage	(.933/14-15) by L.A. Clippers, 3/21	(.563/18-32) @ Houston 2/3
Total Rebounds	66 @ Golden State, 3/23	32 @ Washington, 3/14
Offensive Rebounds	*31 @ Portland, 4/1	*5 @ Washington, 3/14
Defensive Rebounds	48 @ L.A. Lakers, 11/8	*24 by Sacramento, 3/16
Assists	44 @ L.A. Lakers, 11/8	9 by L.A. Clippers, 12/11
Steals	18 @ Utah 11/29	*3 @ Phoenix., 4/7
Turnovers	39 @ Phoenix, 10/29	11 by L.A. Lakers, 12/13
Blocked Shots	12 @ Utah, 11/29	0 by Portland, 2/4
Fouls	42 by Seattle, 11/30	*16 @ Sacramento, 3/18

* Indicates repeated mark, and is the last time it happened.

1985-86 SEASON



1985-86 GAME-BY-GAME RESULTS (47-35)

NO.	DATE	OPP.	W-L	SCORE	HM.	RD.	TOT.	DEN. HIGH SCORER	OPP. HIGH SCORER	ATTEND.
1	10/25	@Golden State	W	119-106	0-0	1-0	1-0	English-47	Floyd-32	6,593
2	10/26	SACRAMENTO	W	123-112	1-0	2-0	2-0	English-32	Thorpe-24	9,309
3	10/29	@Phoenix	W	142-127	1-0	2-0	3-0	English-34	Nance-22	12,855
4	10/31	SEATTLE	W	99-72	2-0	2-0	4-0	English-17	Sikma-19	7,459
5	11/5	ATLANTA	W	128-113	3-0	2-0	5-0	English-33	Koncak-21	8,691
6	11/7	DALLAS	W	131-99	4-0	2-0	6-0	English-30	Harper-23	12,616
7	11/8	@LA Lakers	L	99-128	4-0	2-1	6-1	English-22	Scott-29	16,573
8	11/12	@Houston	L	119-127	4-0	2-2	6-2	English-36	Lloyd-26	14,981
9	11/14	SAN ANTONIO	W	112-109	5-0	2-2	7-2	English-33	Mitchell-22	7,946
10	11/16	LA CLIPPERS	W	113-109	6-0	2-2	8-2	English-37	Johnson-32	10,525
11	11/19	HOUSTON	W	127-113	7-0	2-2	9-2	English-54	Lucas-25	11,533
12	11/21	LA LAKERS	W	121-120	8-0	2-2	10-2	English-30	Abdul-Jabbar-32	17,022§
13	11/23	SACRAMENTO	W	122-118	9-0	2-2	11-2	Natt-29	Johnson-22	11,293
14	11/24	@Seattle	L	84-110	9-0	2-3	11-3	English-16	McDaniel-22	5,210
15	11/26	CHICAGO	L	123-128	9-1	2-3	11-4	English-26	Gerwin-27	10,955
16	11/27	@Golden State	L	102-104	9-1	2-4	11-5	English-28	Carroll-25	11,359
17	11/29	@Utah	W	129-114	9-1	3-4	12-5	English-32	Dantley-24	12,589
18	11/30	SEATTLE	L	123-131**	9-2	3-4	12-6	English-35	Sikma-32	13,651
19	12/3	@New York	L	94-111	9-2	3-5	12-7	Evans-18	Cummings-19	11,884
20	12/4	@Indiana	W	119-105	9-2	4-5	13-7	English/Natt-27	Williams-28	11,838
21	12/6	@Philadelphia	W	123-121	9-2	5-5	14-7	English-34	Malone-26	14,112
22	12/7	@Cleveland	L	114-124	9-2	5-6	14-8	English-30	Free-31	7,224
23	12/11	LA CLIPPERS	W	134-95	10-2	5-6	15-8	English-24	Edwards-15	8,494
24	12/13	LA LAKERS	W	124-120	11-2	5-6	16-8	Cooper-32	Worthy-37	17,022§
25	12/14	@Dallas	L	100-127	11-2	5-7	16-9	Natt-23	Perkins/Schrempf-23	17,007
26	12/17	GOLDEN STATE	W	122-114	12-2	5-7	17-9	English-31	Carroll-27	8,356
27	12/19	PORTLAND	W	123-118	13-2	5-7	18-9	English-44	VanDeweghe-22	10,008
28	12/21	SAN ANTONIO	L	118-128	13-3	5-7	18-10	English-31	Robertson-41	11,002
29	12/22	@Portland	L	114-121	13-3	5-8	18-11	Evans-28	VanDeweghe-35	12,666
30	12/28	@San Antonio	L	112-116	13-3	5-9	19-12	English-27	Gilmore-33	12,812
31	12/30	HOUSTON	W	125-122	14-3	5-9	19-12	English-42	Olajuwon-24	17,022§
32	1/3	@Seattle	L	107-117	14-3	5-10	19-13	English-27	Sikma-32	7,314
33	1/4	@Sacramento	L	107-112	14-3	5-11	19-14	English-28	Woodson-28	10,333
34	1/7	DALLAS	W	132-110	15-3	5-11	20-14	English-33	Aguirre-22	9,858
35	1/9	SEATTLE	W	94-90	16-3	5-11	21-14	Natt-23	Sikma-38	9,680
36	1/11	UTAH	W	114-106	17-3	5-11	22-14	English-24	Malone-24	13,237
37	1/13	@Milwaukee	W	119-115	17-3	6-11	23-14	English-42	Moncrief-29	10,165
38	1/15	@Boston	L	100-123	17-3	6-12	23-15	English-22	McHale-33	14,860
39	1/17	@Detroit	L	113-129	17-3	6-13	23-16	English-26	Cueto-25	11,708
40	1/18	@New Jersey	L	113-124	17-3	6-14	23-17	English-36	Sikma-32	11,185
41	1/21	@Utah	L	114-117*	17-3	6-15	23-18	English-25	Dantley-27	12,181
42	1/22	NEW JERSEY	W	137-124	18-3	6-15	24-18	English-43	Johnson-25	10,736
43	1/24	SAN ANTONIO	L	98-113	18-4	6-15	24-19	Evans-15	Gilmore-23	15,790
44	1/25	@LA Lakers	W	127-115	18-4	7-15	25-19	English-20	Abdul-Jabbar-26	17,505
45	1/27	CLEVELAND	W	124-103	19-4	7-15	26-19	Lever-23	Free-19	8,536
46	1/28	@Sacramento	L	120-125	19-4	7-16	26-20	English-36	Tyler-26	10,333
47	1/30	NEW YORK	W	102-97	20-4	7-16	27-20	English-39	Ewing/Wilkins-25	17,022§
48	2/1	MILWAUKEE	W	116-113	21-4	7-16	28-20	English-35	Moncrief-23	14,376
49	2/3	@Houston	L	102-104	21-4	7-17	28-21	Cooper-27	Lucas-29	15,568
50	2/4	PORTLAND	W	119-118	22-4	7-17	29-21	English-42	VanDeweghe-33	12,523
51	2/6	@San Antonio	W	100-95	22-4	8-17	30-21	English-23	Gilmore-23	7,270
52	2/12	@Dallas	L	110-117	22-4	8-18	30-22	English/Schayes-19	Blackman-25	17,007
53	2/14	@Phoenix	L	95-112	22-4	8-19	30-23	English-29	Davis-25	11,249
54	2/15	GOLDEN STATE	W	113-100	23-4	8-19	31-23	English-29	Carroll-27	15,943
55	2/18	WASHINGTON	W	101-90	24-4	8-19	32-23	English-36	Robinson-17	14,728
56	2/20	BOSTON	W	102-100	25-4	8-19	33-23	English-31	Bird-27	17,022§
57	2/22	DALLAS	W	113-106	26-4	8-19	34-23	Hanzlik-21	Harper-19	17,022§
58	2/24	@Portland	W	119-113	26-4	9-19	35-23	English-32	Thompson-23	12,666
59	2/25	PHOENIX	W	112-99	27-4	9-19	36-23	English-41	Nance-27	11,493
60	2/27	@Houston	L	111-117	27-4	9-20	36-24	English-35	Sampson-31	15,086
61	3/1	PHILADELPHIA	L	107-118	27-5	9-20	36-25	Natt-28	Barkley-27	17,022§
62	3/4	HOUSTON	W	128-115	28-5	9-20	37-25	English-25	Sampson-26	17,022§
63	3/7	INDIANA	W	134-117	29-5	9-20	38-25	English-34	Williams-27	13,360
64	3/9	@LA Clippers	W	123-121	29-5	10-20	39-25	English-36	Benjamin-27	8,649
65	3/11	@Atlanta	L	116-128	29-5	10-21	39-26	English-38	Wilks-39	8,905
66	3/13	@Chicago	L	102-112	29-5	10-22	39-27	Natt-21	Green-28	8,649
67	3/14	@Washington	W	101-91	29-5	11-22	40-27	English-33	Robinson-20	6,579
68	3/16	SACRAMENTO	W	119-113	30-5	11-22	41-27	English-35	Johnson-29	14,366
69	3/18	@Sacramento	L	113-117	30-5	11-23	41-28	English-29	Johnson-24	10,333
70	3/19	DETROIT	W	114-98	31-5	11-23	42-28	English-35	Tripucca-23	16,217
71	3/21	LA CLIPPERS	W	115-104	32-5	11-23	43-28	English-30	Benjamin-24	14,060
72	3/23	@Golden State	L	111-113	32-5	11-24	43-29	English-34	Carroll-31	9,305
73	3/25	LA LAKERS	L	115-121	32-6	11-24	43-30	English-29	Worthy-30	17,022§
74	3/26	@Utah	L	101-116	32-6	11-25	43-31	English-27	Dantley-37	11,935
75	3/28	UTAH	W	128-120	33-6	11-25	44-31	English/Natt-35	Dantley-35	14,421
76	4/1	@Portland	L	110-126	33-6	11-26	44-32	English-18	Carr/Colter-21	12,666
77	4/3	@Dallas	L	114-115	33-6	11-27	44-33	English-28	Blackman-25	17,007
78	4/6	@San Antonio	W	124-106	33-6	12-27	45-33	English-29	Mitchell-33	6,266
79	4/7	@Phoenix	W	131-123	33-6	13-27	46-33	English-38	Nance-25	9,185
80	4/9	@LA Clippers	L	127-132	33-6	13-28	46-34	English-31	Johnson-32	8,931
81	4/10	PHOENIX	W	115-113	34-6	13-28	47-34	English-37	Davis-18	12,295
82	4/12	UTAH	L	99-117	34-7	13-28	47-35	Schayes-20	Green-27	15,209

* Denotes number of overtime periods

§ McNichols Arena sellout

NUGGETS SEASON-BY-SEASON



1986-87 SEASON

1986-87 ROSTER

NO.	PLAYER	POS	HT	WT	COLLEGE/YR	EXP
32	Mark Alarie	F	6-8	217	Duke '86	R
42	Wayne Cooper	C	6-10	220	New Orleans '78	8
23	T.R. Dunn	G	6-4	193	Alabama '77	9
2	Alex English	F	6-7	190	South Carolina '76	10
5	Mike Evans	G	6-1	170	Kansas St. '78	7
24	Bill Hanzlik	F	6-7	200	Notre Dame '80	6
12	Fat Lever	G	6-3	175	Arizona St. '82	4
11	Maurice Martin	G	6-6	200	St. Joseph's '86	R
33	Calvin Natt	F	6-6	220	NE Louisiana '79	7
41	Blair Rasmussen	C	7-0	250	Oregon '85	1
34	Danny Schayes	C	6-11	245	Syracuse '81	5
22	Otis Smith	G	6-5	210	Jacksonville '86	R
20	Elston Turner	G	6-5	200	Mississippi '81	5
31	Pete Williams	F	6-7	190	Arizona '85	1

Head Coach: Doug Moe (North Carolina '61)

Assistant Coach: Allan Bristow (Virginia Tech '71)

Trainer: Bob "Chopper" Travaglini

NUGGETS 1986-87 TEAM HIGHS & LOWS

	HIGH	LOW
Points	142 vs. Portland, 4/14	99 @ Milwaukee, 11/29
Field Goals Made	61 @ Portland (201), 1/26	34 @ Utah, 11/15
Field Goals Attempted	118 @ Portland (201), 1/26	81 @ Atlanta, 12/2
Field Goal Percentage	(.564/57-101), vs. Sac., 1/31	(.354/34-96) @ Utah, 11/15
Three-Pointers Made	6 @ Houston, 2/23	0 many times
Three-Pointers Attempted	*14 @ Phoenix, 2/5	0 many times
Three-Point Percentage	(.667/4-6) vs. Portland, 4/14	(.000) many times
Free Throws Made	34 vs. Golden State, 12/20	12 @ Cleveland, 3/18
Free Throws Attempted	50 vs. Golden State, 12/20	15 @ Cleveland, 3/18
Free Throw Percentage	(.931/27-29) @ New Jersey, 12/5	(.600/18-30) vs. Utah, 12/10
Total Rebounds	59 vs. Indiana, 2/14	*32 @ Houston, 4/11
Offensive Rebounds	*25 @ New York, 3/17	5 @ LA Lakers, 11/7
Defensive Rebounds	43 @ Dallas, 3/4	*20 vs. Portland, 1/19
Assists	42 vs. Golden State, 4/2	13 @ Atlanta, 12/2
Steals	18 vs. LA Clippers, 2/2	3 vs. Milwaukee, 1/24
Turnovers	27 @ LA Clippers, 1/14	5 @ Seattle, 2/26
Blocked Shots	13 vs. LA Lakers, 4/5	0 @ San Antonio, 4/3
Fouls	42 @ LA Clippers, 1/14	16 vs. Sacramento, 11/12

OPPONENTS 1986-87 TEAM HIGHS & LOWS

	HIGH	LOW
Points	147 @ LA Lakers, 1/7	96 by Golden State, 4/2
Field Goals Made	59 @ LA Lakers, 1/7	31 @ New Jersey, 12/5
Field Goals Attempted	112 @ Indiana, 11/28	75 @ L.A. Clippers, 11/11
Field Goal Percentage	(.627/52-83) @ Detroit, 12/6	(.369/31-84) @ New Jersey, 12/5
Three-Pointers Made	6 by L.A. Lakers, 4/5	0 many times
Three-Pointers Attempted	*12 by LA Clippers, 3/24	*0 by Cleveland, 2/28
Three-Point Percentage	(.714/5-7) @ Boston, 12/3	(.000) many times
Free Throws Made	44 @ LA Clippers, 1/14	11 @ Houston, 4/11
Free Throws Attempted	57 @ L.A. Clippers, 1/14	13 @ Houston, 4/11
Free Throw Percentage	(.962/25-26) by Houston, 2/24	(.583/21-36) by Seattle, 3/26
Total Rebounds	75 @ Indiana, 11/28	34 by San Antonio, 10/31
Offensive Rebounds	26 @ Indiana, 11/28	5 by Golden State, 1/21
Defensive Rebounds	49 @ Indiana, 11/28	18 by San Antonio, 10/31
Assists	44 @ Portland, 1/26	*16 @ Cleveland, 3/18
Steals	15 @ LA Clippers, 1/14	*1 @ San Antonio, 2/17
Turnovers	31 by Portland, 1/19	9 @ Dallas, 3/4
Blocked Shots	12 by Washington, 2/12	*1 by Portland, 4/14
Fouls	37 @ Utah, 11/15	*16 @ Philadelphia, 3/20

* Indicates repeated mark, and is the last time it happened.

1986-87 SEASON



1986-87 GAME-BY-GAME RESULTS (37-45)

NO.	DATE	OPP.	W-L	SCORE	HM.	RD.	TOT.	DEN. HIGH SCORER	OPP. HIGH SCORER	ATTEND.
1	10/31	SAN ANTONIO	W	134-104	1-0	0-0	1-0	Lever-25	Dawkins-16	14,835
2	11/1	@Golden State	L	109-131	1-0	0-1	1-1	English-21	Short-31	10,584
3	11/4	NEW YORK	W	118-103	2-0	0-1	2-1	English-37	Walker-18	11,393
4	11/6	UTAH	W	126-121	3-0	0-1	3-1	English-36	Malone-19	8,112
5	11/7	@LA Lakers	L	116-138	3-0	0-2	3-2	English-34	Worthy-30	15,872
6	11/11	@LA Clippers	L	112-115	3-0	0-3	3-3	English-32	Woodson-23	5,028
7	11/12	SACRAMENTO	L	108-110	3-1	0-3	3-4	Alarie-20	Tyler-20	7,225
8	11/14	DALLAS	W	142-138	4-1	0-3	4-4	Hanzlik-33	Blackman-24	11,707
9	11/15	@Utah	L	103-111	4-1	0-4	4-5	Hanzlik-27	Green-22	12,212
10	11/18	NEW JERSEY	W	125-112	5-1	0-4	5-5	English-43	Woolridge-21	8,471
11	11/20	PORTLAND	W	142-128	6-1	0-4	6-5	English-33	Vandeweghe-26	8,421
12	11/22	PHOENIX	W	132-120	7-1	0-4	7-5	English-30	Nance-23	12,817
13	11/26	CHICAGO	W	108-107	8-1	0-4	8-5	English-32	Jordan-37	17,022\$
14	11/28	@Indiana	L	102-126	8-1	0-5	8-6	English-25	Tisdale-23	12,357
15	11/29	@Milwaukee	L	99-131	8-1	0-6	8-7	English/Hanzlik-14	Cummings-23	11,052
16	12/2	@Atlanta	L	100-116	8-1	0-7	8-8	English-31	Wilkins-28	10,435
17	12/3	@Boston	L	113-119	8-1	0-8	8-9	Lever-20	Ainge-34	14,890
18	12/5	@New Jersey	W	113-100	8-1	1-8	9-9	English-36	Woolridge-24	4,498
19	12/6	@Detroit	L	113-128	8-1	1-9	9-10	English-36	Dantley-32	12,578
20	12/9	@Chicago	L	100-106	8-1	1-10	9-11	English-28	Jordan-40	10,717
21	12/10	UTAH	L	110-112	8-2	1-10	10-11	English-33	Malone-24	9,479
22	12/12	PHOENIX	W	128-116	9-2	1-10	10-12	English-31	Sanders-23	8,362
23	12/13	@Phoenix	L	110-123	9-2	1-11	10-13	Lever-19	Davis-24	11,076
24	12/16	@Sacramento	W	120-119	9-2	2-11	11-13	English-45	Smith-31	10,333
25	12/19	@Dallas	L	118-141	9-2	2-12	11-14	English-23	Aguirre-33	17,007
26	12/21	GOLDEN STATE	W	128-112	10-2	2-12	12-14	Hanzlik-26	Floyd-17	10,498
27	12/23	@Seattle	L	116-127	10-2	2-13	12-15	English-36	Chambers-35	7,459
28	12/26	DALLAS	L	121-123	10-3	2-13	12-16	English-36	Aguirre-32	13,826
29	12/27	@San Antonio	W	108-106	10-3	3-13	13-16	English-35	Gilmore-24	10,723
30	12/30	PHILADELPHIA	L	108-111	10-4	3-13	13-17	English-36	Barkley-29	17,022\$
31	1/2	HOUSTON	L	111-114	10-5	3-13	13-18	English-25	Olajuwon-32	15,895
32	1/3	@Portland	L	108-116	10-5	3-14	13-19	English-23	Vandeweghe-30	12,666
33	1/6	@Sacramento	L	104-112	10-5	3-15	13-20	English-30	Thorpe-27	10,333
34	1/7	@LA Lakers	L	109-147	10-5	3-16	13-21	English-17	Scott-23	15,777
35	1/9	@Dallas	W	116-113	10-5	4-16	14-21	English-26	Aguirre-33	17,007
36	1/10	PHOENIX	W	127-120*	11-5	4-16	15-21	English-33	Nance-27	13,661
37	1/13	SEATTLE	W	117-109	12-5	4-16	16-21	English-33	Chambers-30	9,981
38	1/14	@LA Clippers	L	105-123	12-5	4-17	16-22	English-39	Cage-22	9,648
39	1/16	@Seattle	L	100-134	12-5	4-18	16-23	Alarie-21	McDaniel-30	8,544
40	1/19	PORTLAND	W	118-116	13-5	4-18	17-23	English-31	Drexler-36	9,726
41	1/21	GOLDEN STATE	W	129-112	14-5	4-18	18-23	Four w/21	Floyd-22	8,842
42	1/24	MILWAUKEE	W	133-122	15-5	4-18	19-23	English-46	Cummings-28	16,170
43	1/26	@Portland	L	141-145*	15-5	4-19	19-24	Lever-36	Vandeweghe-35	12,666
44	1/29	DALLAS	L	102-132	15-6	4-19	19-25	Lever-24	Aguirre-36	11,325
45	1/31	SACRAMENTO	W	142-113	16-6	4-19	20-25	English-33	Johnson-23	11,354
46	2/2	LA CLIPPERS	W	140-112	17-6	4-19	21-25	English-28	Dailey-16	10,725
47	2/3	@Houston	W	107-125	17-6	5-19	22-25	Lever-29	Olajuwon-25	16,016
48	2/5	@Phoenix	L	100-113	17-6	5-20	22-26	Lever/Evans-16	Nance-25	10,529
49	2/10	BOSTON	L	105-119	17-7	5-20	22-27	English-31	McHale-36	17,022\$
50	2/12	WASHINGTON	L	115-121	17-8	5-20	22-28	English-24	M.Malone-38	11,080
51	2/14	INDIANA	W	129-113	18-8	5-20	23-28	English-33	Williams-24	12,398
52	2/17	@San Antonio	L	126-131*	18-8	5-21	23-29	English-41	Robertson-23	5,607
53	2/18	LA LAKERS	L	122-128	18-9	5-21	23-30	English-27	Johnson-37	17,022\$
54	2/20	@LA Clippers	L	107-121	18-9	5-22	23-31	English-40	Cage-28	8,247
55	2/23	@Houston	L	108-124	18-9	5-23	23-32	English-23	Olajuwon-31	16,279
56	2/24	HOUSTON	W	134-105	19-9	5-23	24-32	English-29	Peterson-23	13,013
57	2/26	@Seattle	L	100-106	19-9	5-24	24-33	English-22	McDaniel-30	7,681
58	2/28	CLEVELAND	L	117-119	19-10	5-24	24-34	English-38	Harper-36	13,422
59	3/2	SACRAMENTO	L	114-117	19-11	5-24	24-35	English-26	Thorpe/Johnson-24	8,144
60	3/4	@Dallas	L	107-115	19-11	5-25	24-36	English-37	Aguirre-38	17,007
61	3/5	SAN ANTONIO	W	121-104	20-11	5-25	25-36	English-43	Berry/Robertson-15	9,124
62	3/10	@LA Lakers	L	107-143	20-11	5-26	25-37	English-25	Worthy-23	17,505
63	3/11	UTAH	W	122-116	21-11	5-26	26-37	Walker-39	Malone-33	12,250
64	3/15	ATLANTA	L	100-104	21-12	5-26	26-38	English-27	Willis-24	16,040
65	3/17	@New York	W	133-111	21-12	6-26	27-38	English-26	Tucker-31	10,241
66	3/18	@Cleveland	W	104-100	21-12	7-26	28-38	English-30	Harper-23	6,629
67	3/20	@Philadelphia	L	106-116	21-12	7-27	28-39	English-29	Barkley-26	15,977
68	3/21	@Washington	W	117-107	21-12	8-27	29-39	English-37	Catledge-29	8,620
69	3/23	@Utah	L	118-122	21-12	8-28	29-40	Walker-39	Malone-33	12,212
70	3/24	LA CLIPPERS	W	128-119	22-12	8-28	30-40	English-34	Cage-22	8,774
71	3/26	SEATTLE	W	123-113	23-12	8-28	31-40	English-36	McDaniel-33	10,183
72	3/28	DETROIT	L	109-121	23-13	8-28	31-41	English-30	Laimbeer/Johnson-30	14,925
73	3/31	SAN ANTONIO	W	111-106	24-13	8-28	32-41	English-18	Moore-21	8,214
74	4/2	GOLDEN STATE	W	132-96	25-13	8-28	33-41	Lever-21	Higgins-19	8,871
75	4/3	@San Antonio	W	116-106	25-13	9-28	34-41	English-29	Berry-27	6,469
76	4/5	LA LAKERS	L	118-126	25-14	9-28	34-42	English-29	Johnson-23	17,022\$
77	4/7	@Golden State	W	129-126*	25-14	10-28	35-42	English-28	Carroll-37	6,666
78	4/10	@Utah	L	103-106	25-14	10-29	35-43	English-31	Griffith-20	12,212
79	4/11	@Houston	L	103-113	25-14	10-30	35-44	Lever-34	McCray-21	16,279
80	4/14	PORTLAND	W	142-114	26-14	10-30	36-44	English-30	Lexler-29	14,626
81	4/16	@Sacramento	L	117-123	26-14	10-31	36-45	English-30	Harper-28	10,333
82	4/18	HOUSTON	W	126-117	27-14	10-31	37-45	Resmussen-22	Olajuwon-25	17,022\$

* Denotes number of overtime periods

\$ McNichols Arena sellout

NUGGETS SEASON-BY-SEASON



1987-88 SEASON

1987-88 ROSTER

NO.	PLAYER	POS	HT	WT	COLLEGE/YR	EXP
14	Michael Adams	G	5-10	165	Boston College '85	2
32	Mark Alarie	F	6-8	217	Duke '86	1
42	Wayne Cooper	C	6-10	220	New Orleans '78	9
23	T.R. Dunn	G	6-4	193	Alabama '77	10
2	Alex English	F	6-7	190	South Carolina '76	11
5	Mike Evans	G	6-1	170	Kansas St. '78	8
24	Bill Hanzlik	F	6-7	200	Notre Dame '80	7
12	Fat Lever	G	6-3	175	Arizona St. '82	5
11	Maurice Martin	G	6-6	200	St. Joseph's '86	1
33	Calvin Natt	F	6-6	220	NE Louisiana '79	8
41	Blair Rasmussen	C	7-0	250	Oregon '85	2
34	Danny Schayes	C	6-11	245	Syracuse '81	6
22	Otis Smith	F/G	6-5	210	Jacksonville '86	1
4	Darrell Walker	G	6-4	180	Arkansas '83	3

Head Coach: Doug Moe (North Carolina '61)

Assistant Coach: Allan Bristow (Virginia Tech '71)

Trainer: Bob "Chopper" Travaglini

NUGGETS 1987-88 TEAM HIGHS & LOWS

	HIGH	LOW
Points	156 vs. San Antonio, 11/20	93 @ Milwaukee, 3/11
Field Goals Made	61 vs. San Antonio, 11/20	34 vs. Utah, 12/29
Field Goals Attempted	122 @ San Antonio, 4/8	79 vs. Utah, 2/14
Field Goal Percentage	(.659/54-82) vs. Boston, 2/17	(.365/35-96) @ Dallas, 2/29
Three-Pointers Made	8 @ Portland, 4/22	*0 @ Portland, 1/22
Three-Pointers Attempted	16 @ Cleveland, 1/4	*0 vs. Utah, 12/29
Three-Point Percentage	(1.000/2-2) @ Detroit, 1/2	*(.000/0-7) @ Portland, 1/22
Free Throws Made	37 @ Portland, 4/22	7 vs. Cleveland, 3/2
Free Throws Attempted	44 @ Portland, 4/22	7 vs. Cleveland, 3/2
Free Throw Percentage	(1.000/7-7) vs. Cleveland, 3/2	(.609/14-23) vs. LA Lakers, 1/21
Total Rebounds	66 @ Houston, 4/5	29 @ Dallas, 2/29
Offensive Rebounds	26 vs. Indiana, 11/18	4 @ Seattle, 3/5
Defensive Rebounds	46 @ Houston, 4/5	*19 @ Milwaukee, 3/11
Assists	47 vs. Sacramento, 12/2	15 @ New Jersey, 1/6
Steals	20 vs. LA Clippers, 4/23	*4 vs. Dallas, 4/17
Turnovers	24 @ Portland, 1/22	*6 vs. Dallas, 4/17
Blocked Shots	19 vs. New Jersey, 11/24	*0 vs. Dallas, 4/17
Fouls	37 vs. Boston, 2/17	15 vs. Washington, 2/22

OPPONENTS 1987-88 TEAM HIGHS & LOWS

	HIGH	LOW
Points	142 @ Detroit, 1/2	81 by Cleveland, 3/2
Field Goals Made	60 @ Portland, 4/22	29 @ New Jersey 1/6
Field Goals Attempted	109 by San Antonio, 11/20	70 @ LA Clippers, 11/21
Field Goal Percentage	(.851/54-63) @ Phoenix, 2/20	(.340/35-105) by Golden State, 1/16
Three-Pointers Made	7 by San Antonio, 11/20	*0 @ LA Clippers, 4/23
Three-Pointers Attempted	*13 by San Antonio, 11/20	*0 @ Sacramento, 3/7
Three-Point Percentage	(.833/5-6) @ Dallas, 4/9	*(.000/0-2) @ LA Clippers, 4/23
Free Throws Made	38 by Dallas, 4/17	11 by Washington, 2/22
Free Throws Attempted	*47 by Dallas, 4/17	*18 @ Milwaukee, 3/11
Free Throw Percentage	(.964/27-28) @ Phoenix, 3/11	(.571/16-28) @ Seattle, 3/5
Total Rebounds	65 by LA Clippers, 4/23	*33 @ Golden State, 1/16
Offensive Rebounds	24 by LA Clippers, 4/23	4 @ Houston, 4/5
Defensive Rebounds	48 @ Dallas, 2/29	*21 @ Golden State, 3/26
Assists	43 @ San Antonio, 12/18	15 by LA Clippers, 4/23
Steals	14 @ Golden State, 1/16	2 by New York, 2/28
Turnovers	29 by LA Clippers, 4/23	10 by Dallas, 4/17
Blocked Shots	19 @ Utah, 11/17	*1 @ Golden State, 3/26
Fouls	35 by Portland 11/12	13 by Washington, 2/20

* Indicates repeated mark, and is the last time it happened.

1987-88 SEASON



1987-88 GAME-BY-GAME RESULTS (54-28)

NO.	DATE	OPP.	W-L	SCORE	HM.	RD.	TOT.	DEN. HIGH SCORER	OPP. HIGH SCORER	ATTEND.
1	11/6	LA CLIPPERS	W	139-93	1-0	0-0	1-0	English-22	Williams-16	11,534
2	11/7	@Golden State	W	103-99	1-0	1-0	2-0	English-27	Floyd-32	13,323
3	11/10	@Sacramento	L	123-134	1-0	1-1	2-1	Theus-34	Theus-34	10,333
4	11/12	PORTLAND	W	126-113	2-0	1-1	3-1	Natt/Lever-26	Drexler-25	8,271
5	11/14	SACRAMENTO	W	130-109	3-0	1-1	4-1	English-34	Thorpe-17	11,007
6	11/17	@Utah	L	110-120	3-0	1-2	4-2	Lever-18	Malone-25	11,461
7	11/18	INDIANA	L	106-117	3-1	1-2	4-3	English-26	Fleming-30	11,120
8	11/20	SAN ANTONIO	W	156-142	4-1	1-2	5-3	English-30	Anderson-3	8,831
9	11/21	@LA Clippers	W	97-91	4-1	2-2	6-3	Lever-15	Woodson-23	6,131
10	11/24	NEW JERSEY	W	132-104	5-1	2-2	7-3	Gminski-15	Gminski-15	9,542
11	11/27	@LA Lakers	L	119-127	5-1	2-3	7-4	English-27	Green-28	17,505
12	11/28	DALLAS	W	106-98	6-1	2-3	8-4	English-25	Blackman-28	13,400
13	12/1	@Houston	L	101-106	6-1	2-4	9-5	English-26	Olujuwon-22	16,861
14	12/2	SACRAMENTO	W	147-120	7-1	2-4	9-5	Rasmussen-22	Theus-35	7,779
15	12/4	CHICAGO	W	105-89	8-1	2-4	10-5	English-21	Jordan-23	17,022S
16	12/5	@Dallas	L	96-109	8-1	2-5	10-6	English/Vincent-16	Aguirre-35	17,007
17	12/9	@Boston	W	124-119	8-1	3-5	11-6	Adams-31	Bird-40	14,890
18	12/10	@New York	L	97-113	8-1	3-6	11-7	English-32	Ewing-24	9,499
19	12/12	@Philadelphia	W	131-121	8-1	4-6	12-7	Vincent-33	Barkley-28	9,857
20	12/16	HOUSTON	W	123-113	9-1	4-6	13-7	Adams-24	Free-15	13,834
21	12/18	@San Antonio	L	114-133	9-1	4-7	13-8	English-37	Berry-30	7,401
22	12/19	@Houston	W	121-117	9-1	5-7	14-8	English-27	Floyd/Olujuwon-23	16,661
23	12/22	PHOENIX	W	119-104	10-1	5-7	15-8	English-26	Edwards-23	8,823
24	12/23	@Golden State	L	117-129	10-1	5-8	15-9	English/Schayes-19	Teagle-23	10,071
25	12/26	SEATTLE	W	115-111	11-1	5-8	16-9	English-27	McDaniel-26	12,403
26	12/28	@Seattle	L	100-108	11-1	5-9	16-10	English-24	McDaniel-30	13,007
27	12/29	UTAH	L	97-98	11-2	5-9	16-11	Schayes-27	Malone-37	10,621
28	1/1	@Washington	W	124-109	11-2	6-9	17-11	Vincent-33	Catledge-27	5,326
29	1/2	@Detroit	W	151-142	11-2	7-9	18-11	English-34	Thomas-40	23,746
30	1/4	@Cleveland	L	101-122	11-2	7-10	19-12	Evans-28	Daugherty-25	6,449
31	1/6	@New Jersey	W	98-93	11-2	8-10	19-12	English-35	Gminski-25	7,804
32	1/7	@Chicago	L	96-100	11-2	8-11	19-13	Lever-31	Jordan-28	17,590
33	1/9	@Atlanta	L	105-113	11-2	8-12	19-14	English-27	Wilkins-33	14,866
34	1/11	@Phoenix	L	115-127	11-2	8-13	19-15	Vincent-42	Nance-29	9,802
35	1/14	ATLANTA	W	115-112	12-2	8-13	20-15	English-27	Wilkins-34	14,944
36	1/16	GOLDEN STATE	W	115-94	13-2	8-13	21-15	English-25	Smith-16	14,241
37	1/18	DETROIT	L	116-123	13-3	8-13	21-16	English-32	Dantley-32	13,804
38	1/21	LA LAKERS	W	115-113	14-3	8-13	22-16	Vincent-23	Thurston-22	17,022S
39	1/22	@Portland	L	106-126	14-3	8-14	22-17	English-30	Drexler-39	12,666
40	1/28	MILWAUKEE	W	122-113	15-3	8-14	23-17	English-24	Presley-22	13,911
41	1/30	LA CLIPPERS	W	124-106	16-3	8-14	24-17	Lever-25	Dailey-21	11,488
42	2/3	DALLAS	W	115-105	17-3	8-14	25-17	English-26	Aguirre-27	10,667
43	2/4	@San Antonio	W	129-123	17-3	9-14	26-17	English-30	Robertson-29	8,887
44	2/9	SAN ANTONIO	W	136-108	18-3	9-14	27-17	English-24	Davkins-25	8,492
45	2/11	LA LAKERS	L	108-120	18-4	9-14	27-18	English-31	Johnson-26	17,022S
46	2/12	@Portland	L	105-120	18-4	9-15	27-19	English-27	Kersey-34	12,666
47	2/14	UTAH	W	107-93	19-4	9-15	28-19	English-25	Malone-31	9,971
48	2/17	BOSTON	W	138-125	20-4	9-15	29-19	English-37	McHale-33	17,022S
49	2/20	@Phoenix	L	108-128	20-4	9-16	29-20	English-26	Nance-29	14,269
50	2/22	WASHINGTON	W	100-87	21-4	9-16	30-20	Schayes-21	M.Malone/Johnson-17	10,553
51	2/24	@Utah	W	123-120	21-4	10-16	31-20	English/Rasmussen-35	Malone-38	12,444
52	2/26	PHILADELPHIA	W	120-104	22-4	10-16	32-20	Rasmussen-21	Gminski-22	15,396
53	2/28	NEW YORK	W	109-100	23-4	10-16	33-20	Lever-24	Ewing-23	15,539
54	2/29	@Dallas	L	96-123	23-4	10-17	33-21	Schayes-21	Aguirre-23	17,007
55	3/2	CLEVELAND	W	99-91	24-4	10-17	34-21	Adams-23	Nance/Daugherty-15	9,178
56	3/4	PHOENIX	W	116-108	25-4	10-17	35-21	Rasmussen-30	Davis-25	13,212
57	3/5	@Seattle	W	115-102	25-4	11-17	36-21	Vincent-31	Ellis-27	13,287
58	3/7	@Sacramento	L	114-116*	25-4	11-18	36-22	Lever/Vincent-23	Theus-33	10,333
59	3/8	HOUSTON	L	103-113	25-5	11-18	36-23	Schayes-25	Olujuwon-25	11,782
60	3/11	@Milwaukee	L	93-132	25-5	11-19	36-24	Rasmussen-21	Reynolds-24	11,052
61	3/13	@Indiana	W	108-100	25-5	12-19	37-24	English-36	Tisdale-29	11,250
62	3/14	UTAH	L	115-116	25-6	12-19	37-25	English-27	Bailey-41	10,712
63	3/17	PORTLAND	W	116-115*	26-6	12-19	38-25	Adams-29	Kersey-29	12,742
64	3/18	@Utah	L	111-118	26-6	12-20	38-26	Adams-22	Malone-30	12,444
65	3/20	SEATTLE	W	108-95	27-6	12-20	39-26	Adams-27	Ellis-23	13,177
66	3/22	SAN ANTONIO	W	136-108	28-6	12-20	40-26	Rasmussen-28	Sunvold-24	10,746
67	3/23	@LA Clippers	W	118-108	28-6	13-20	41-26	English-26	Woodson-24	8,569
68	3/25	@LA Lakers	W	120-119	28-6	14-20	42-26	English-34	Worthy-24	17,505
69	3/26	@Golden State	W	131-108	28-6	15-20	43-26	English-29	Mullin-21	9,893
70	3/29	@Sacramento	W	107-103	28-6	16-20	44-26	English-30	Smith/Thorpe-22	10,333
71	3/31	SACRAMENTO	W	121-111	29-6	16-20	45-26	English-27	Thorpe-22	14,518
72	4/2	GOLDEN STATE	W	123-107	30-6	16-20	46-26	English-29	Mullin-26	11,824
73	4/5	@Houston	W	110-97	30-6	17-20	47-26	Lever-22	Carroll-25	16,661
74	4/8	@San Antonio	W	129-124*	30-6	18-20	48-26	Lever-32	Mitchel-36	6,697
75	4/9	@Dallas	L	109-135	30-6	18-21	48-27	Schayes-21	Harper-35	17,707
76	4/11	@Phoenix	W	123-119	30-6	19-21	49-27	Lever-26	Davis-25	9,708
77	4/13	LA LAKERS	W	120-106	31-6	19-21	50-27	English-29	Campbell-16	17,022S
78	4/15	HOUSTON	W	132-125	32-6	19-21	51-27	Schayes-32	Olujuwon-27	17,022S
79	4/17	DALLAS	W	133-122	33-6	19-21	52-27	English-31	Blackman-31	17,022S
80	4/19	SEATTLE	W	134-114	34-6	19-21	53-27	Lever-31	Chambers-29	14,478
81	4/22	@Portland	L	135-141*	34-6	19-22	53-28	Evans-29	Drexler-35	12,666
82	4/23	LA CLIPPERS	W	134-109	35-6	19-22	54-28	English-27	Bailey-28	17,022S

* Denotes number of overtime periods

\$ McNichols Arena sellout

NUGGETS SEASON-BY-SEASON



1988-89 SEASON

1988-89 ROSTER

NO.	PLAYER	POS	HT	WT	COLLEGE/YR	EXP
14	Michael Adams	G	5-10	165	Boston College '85	3
42	Wayne Cooper	C	6-10	220	New Orleans '78	10
6	Walter Davis	G	6-6	200	North Carolina '77	11
2	Alex English	F	6-7	190	South Carolina '76	12
24	Bill Hanzlik	F	6-7	200	Notre Dame '80	8
35	Jerome Lane	F	6-6	232	Pittsburgh '88	R
12	Fat Lever	G	6-3	175	Arizona St. '82	6
11	Maurice Martin	G	6-5	215	St. Joseph's '86	2
33	Calvin Natt	F	6-6	220	NE Louisiana '79	9
41	Blair Rasmussen	C	7-0	260	Oregon '85	3
34	Dan Schayes	C	6-11	260	Syracuse '81	7
21	Elston Turner	G	6-5	200	Mississippi '81	7
30	Jay Vincent	F	6-7	220	Michigan St. '81	6

Head Coach: Doug Moe (North Carolina '61)
 Assistant Coaches: Allan Bristow (Virginia Tech '71), Doug Moe Jr. (Texas '85)
 Trainer: Bob "Chopper" Travaglini

NUGGETS 1988-89 TEAM HIGHS & LOWS

	HIGH	LOW
Points	146 vs. LA Lakers, 11/15	89 @ San Antonio, 3/4
Field Goals Made	63 vs. New Jersey, 11/22	30 @ Utah, 3/25
Field Goals Attempted	120 vs. LA Lakers, 11/15	86 @ Chicago, 1/13
Field Goal Percentage	(.594/63-106) vs. New Jersey, 11/22	(.353/30-85) @ Utah, 3/24
Three-Pointers Made	8 vs. Milwaukee, 1/21	*0 vs. Utah, 4/8
Three-Pointers Attempted	18 @ Golden State, 2/27	1 @ Golden State, 4/21
Three-Point Percentage	(.800/4-5) @ Miami, 12/9	*(.000/0-2) vs. Utah, 4/8
Free Throws Made	42 @ Portland, 11/13	8 @ Cleveland, 12/4
Free Throws Attempted	48 @ Portland, 11/13	13 @ Cleveland, 12/4
Free Throw Percentage	(.966/28-29) vs. Miami, 12/30	(.560/14-25) vs. Dallas, 1/24
Total Rebounds	60 @ Indiana, 1/23	25 @ Phoenix, 1/30
Offensive Rebounds	27 @ LA Clippers, 12/16	*7 @ Phoenix, 1/30
Defensive Rebounds	48 @ Indiana, 1/23	18 @ Phoenix, 1/30
Assists	52 @ Golden State, 4/21	13 @ San Antonio, 1/3
Steals	20 @ LA Clippers, 12/16	4 vs. Seattle, 11/12
Turnovers	24 @ Phoenix, 1/30	*7 @ Sacramento, 4/13
Blocked Shots	11 vs. Miami, 12/30	1 @ Sacramento, 12/1
Fouls	37 @ San Antonio, 1/31	15 vs. New York, 11/29

OPPONENTS 1988-89 TEAM HIGHS & LOWS

	HIGH	LOW
Points	148 by LA Lakers, 11/15	83 by Miami, 12/30
Field Goals Made	59 @ Philadelphia, 12/7	34 by Miami, 12/30
Field Goals Attempted	111 by New York, 11/29	79 by LA Clippers, 11/19
Field Goal Percentage	(.627/52-83) @ Dallas, 11/23	(.373/38-102) by Golden State, 12/2
Three-Pointers Made	*7 @ Seattle, 4/15	*0 by San Antonio, 4/20
Three-Pointers Attempted	13 by New York, 11/29	0 @ San Antonio, 3/4
Three-Point Percentage	(1.000/6-6) @ Houston, 2/17	*(.000/0-2) by San Antonio, 4/20
Free Throws Made	42 by LA Lakers, 11/15	13 by New York, 11/29
Free Throws Attempted	50 by LA Lakers, 11/15	19 by New York, 11/29
Free Throw Percentage	(.919/34-37) @ LA Lakers, 4/18	*(.500/14-28) by Miami, 12/30
Total Rebounds	70 by Phoenix, 12/22	26 by San Antonio, 11/17
Offensive Rebounds	27 @ Miami, 12/10	3 @ Chicago, 1/13
Defensive Rebounds	53 @ Indiana, 1/23	20 by San Antonio, 11/17
Assists	45 @ Philadelphia, 12/7	15 by New Jersey, 11/22
Steals	17 by San Antonio, 4/20	2 @ Detroit, 3/6
Turnovers	37 @ LA Lakers, 11/9	10 @ Seattle, 4/15
Blocked Shots	15 by LA Lakers, 11/15	2 by LA Clippers, 11/19
Fouls	37 @ Portland, 11/13	16 @ Philadelphia, 12/7

* Indicates repeated mark, and is the last time it happened.

1988-89 SEASON



1988-89 GAME-BY-GAME RESULTS (44-38)

NO.	DATE	OPP.	W-L	SCORE	HM.	RD.	TOT.	DEN. HIGH SCORER	OPP. HIGH SCORER	ATTEND.
1	11/4	HOUSTON	W	120-117	1-0	0-0	1-0	English-39	Olajuwon-39	14,867
2	11/5	@Seattle	L	141-142*	1-0	0-1	1-1	English-35	McDaniel-28	14,269
3	11/9	@LA Lakers	L	110-128	1-0	0-2	1-2	Schayes-24	Scott-33	17,505
4	11/10	PORTLAND	W	136-115	2-0	0-2	2-2	English-30	Drexler-30	8,821
5	11/12	SEATTLE	W	141-129	3-0	0-2	3-2	Lever-34	Ellis-29	12,401
6	11/13	@Portland	W	143-132	3-0	1-2	4-2	Adams-25	Drexler-32	12,912
7	11/15	LA LAKERS	L	146-148**	3-1	1-2	4-3	English-29	Worthy-33	15,198
8	11/17	SAN ANTONIO	W	139-112	4-1	1-2	5-3	Davies-31	Dawkins-23	10,079
9	11/19	LA CLIPPERS	W	134-107	5-1	1-2	6-3	English-28	Benjamin-23	10,405
10	11/22	NEW JERSEY	W	141-106	6-1	1-2	7-3	Rasmussen-24	McGee-20	9,963
11	11/23	@Dallas	L	106-125	6-1	1-3	7-4	English-30	Perkins-30	17,007
12	11/26	CHICAGO	W	128-123	7-1	1-3	8-4	English-29	Jordan-52	17,022\$
13	11/29	NEW YORK	W	139-119	8-1	1-3	9-4	English-41	Ewing-24	10,397
14	12/1	@Sacramento	W	133-126*	8-1	2-3	10-4	English-34	McCray-20	16,517
15	12/2	GOLDEN STATE	W	129-102	9-1	2-3	11-4	Lever-29	Mullin-18	12,922
16	12/4	@Cleveland	L	103-122	9-1	2-4	11-5	English-31	Harper-28	12,233
17	12/6	@New York	L	123-124*	9-1	2-5	11-6	English-38	Oakley-25	17,104
18	12/7	@Philadelphia	L	109-134	9-1	2-6	11-7	Adams-23	Barkley-29	13,848
19	12/9	@Miami	W	121-110	9-1	3-6	12-7	Adams-27	Thompson-22	14,812
20	12/10	@Atlanta	W	133-130	9-1	4-6	13-7	Adams-34	Wilkins-37	16,202
21	12/13	HOUSTON	W	126-101	10-1	4-6	14-7	Lever-23	Manning-15	12,005
22	12/16	@LA Clippers	L	118-121	10-1	4-7	14-8	Davis-26	Manning-29	9,056
23	12/17	LA CLIPPERS	W	114-99	11-1	4-7	15-8	Davis-26	Manning-18	12,254
24	12/20	PORTLAND	L	124-127	11-2	4-7	15-9	English-41	Drexler-43	11,700
25	12/22	PHOENIX	L	118-126	11-3	4-7	15-10	English-34	Hornacek-24	9,677
26	12/23	@Phoenix	L	107-119	11-3	4-8	15-11	English-30	Gilliam-27	10,274
27	12/27	BOSTON	W	130-109	12-3	4-8	16-11	English-37	McHale-23	17,022\$
28	12/30	MIAMI	W	109-83	13-3	4-8	17-11	English-24	Long-18	12,214
29	1/3	@San Antonio	L	106-129	13-3	4-9	17-12	English-19	Anderson-24	7,965
30	1/5	GOLDEN STATE	W	131-129	14-3	4-9	18-12	English-37	Mullin-35	10,849
31	1/7	DALLAS	W	115-94	15-3	4-9	19-12	Davis-24	Schrempf-16	17,022\$
32	1/10	@Washington	L	117-120	15-3	4-10	19-13	English-28	King-33	6,109
33	1/11	@Milwaukee	L	106-123	15-3	4-11	19-14	Lever-27	Kryskowicz-27	15,702
34	1/13	@Chicago	L	99-104	15-3	4-12	19-15	English-34	Jordan-38	17,869
35	1/14	CLEVELAND	L	106-114	15-4	4-12	19-16	English-34	Harper-30	17,022\$
36	1/16	SACRAMENTO	W	116-110	16-4	4-12	20-16	English-29	Pinckney-21	13,077
37	1/18	@Dallas	L	99-102	16-4	4-13	20-17	Schayes-20	Aguirre-26	17,007
38	1/21	MILWAUKEE	L	107-116	16-5	4-13	20-18	English-33	Pierce-21	17,022\$
39	1/23	@Indiana	L	102-117	16-5	4-14	20-19	English-25	Miller-27	9,253
40	1/24	@New Jersey	L	115-117	16-5	4-15	20-20	English-43	Williams-27	9,455
41	1/26	@Miami	W	129-108	16-5	5-15	21-20	English-34	Thompson-17	15,008
42	1/28	PHOENIX	W	142-138	17-5	5-15	22-20	Lever-32	Chambers-39	17,022\$
43	1/30	@Phoenix	L	100-121	17-5	5-16	22-21	English-20	E.Johnson-26	10,376
44	1/31	@San Antonio	L	111-117	17-5	5-17	22-22	English-28	Maxwell-26	8,041
45	2/2	ATLANTA	W	112-103	18-5	5-17	23-22	English-36	Theus-22	15,774
46	2/4	UTAH	W	127-126	18-5	5-17	24-22	Schayes-37	Malone-33	17,022\$
47	2/5	@Houston	L	112-115	19-5	5-18	24-23	Davis-25	Short-23	8,621
48	2/9	MIAMI	W	117-92	20-5	5-18	25-23	Lever-38	Mitchell-15	14,935
49	2/14	@Utah	L	105-119	20-5	5-19	25-24	Davis/Adams-18	Malone-21	12,444
50	2/15	WASHINGTON	W	117-106	21-5	5-19	26-24	English-32	Malone-21	11,471
51	2/17	@Houston	L	111-121	21-5	5-20	26-25	English-25	Olajuwon-34	16,611
52	2/20	DETROIT	W	103-101	22-5	5-20	27-25	English-30	Johnson-21	17,022\$
53	2/22	DALLAS	W	109-106	23-5	5-20	28-25	Davis-20	Blackman-33	11,667
54	2/24	UTAH	W	121-102	24-5	5-20	29-25	Adams-32	Malone-25	15,334
55	2/26	PHILADELPHIA	W	122-115	25-5	5-20	30-25	English-31	Giniski-22	16,468
56	2/27	@Golden State	L	132-141	25-5	5-21	30-26	English-29	Mullin-30	15,025
57	3/2	HOUSTON	W	113-103	26-5	5-21	31-26	English-26	McCormick-23	11,603
58	3/4	@San Antonio	L	88-106	26-5	5-22	31-27	English-16	Brickowski-24	11,940
59	3/6	@Detroit	L	112-129	26-5	5-23	31-28	English-27	Dumars-25	21,454
60	3/8	@Charlotte	W	112-99	26-5	6-23	32-28	English-31	Trippucka-21	23,388
61	3/10	@Miami	L	130-131**	26-5	6-24	32-29	English-51	Sparrow-28	15,008
62	3/12	@Boston	L	115-121	26-5	6-25	32-30	English-27	Levis-28	14,890
63	3/14	CHARLOTTE	W	125-102	27-5	6-25	33-30	Schayes-19	Curry-21	10,522
64	3/16	SAN ANTONIO	W	119-102	28-5	6-25	34-30	English-32	Maxwell-19	12,893
65	3/18	MIAMI	W	111-105	29-5	6-25	35-30	English-25	Edwards-20	15,068
66	3/21	@Houston	W	112-110	29-5	7-25	36-30	English-37	Olajuwon-36	16,611
67	3/24	@Dallas	W	114-105	29-5	8-25	37-30	English-18	Dantley-30	17,007
68	3/25	@Utah	L	90-112	29-5	8-26	37-31	English-19	Malone-37	12,444
69	3/27	@LA Clippers	L	118-119	29-5	8-27	37-32	English-35	Norman-28	9,712
70	3/30	SEATTLE	W	123-116	30-5	8-27	38-32	English-28	Ellis-26	14,851
71	4/1	LA LAKERS	W	114-108*	31-5	8-27	39-32	English-31	Worthy-25	17,022\$
72	4/4	SACRAMENTO	W	128-124	32-5	8-27	40-32	Adams-25	Ainge/Pressey-24	10,785
73	4/6	INDIANA	W	132-118	33-5	8-27	41-32	Adams-26	Person-30	11,834
74	4/8	UTAH	W	110-106	34-5	8-27	42-32	English-26	Malone-34	17,022\$
75	4/9	@Portland	L	114-120	34-5	8-28	42-33	English-28	Duckworth-27	12,888
76	4/12	@Utah	L	102-107	34-5	8-29	42-34	Davis-29	Malone-40	12,444
77	4/13	@Sacramento	L	112-121	34-5	8-30	42-35	English-31	Berry-25	16,517
78	4/15	@Seattle	L	92-125	34-5	8-31	42-36	English-16	Ellis-32	14,250
79	4/18	@LA Lakers	L	118-142	34-5	8-32	42-37	Lever-26	Worthy-26	17,505
80	4/20	SAN ANTONIO	W	136-113	35-5	8-32	43-37	Adams-25	Bowie-24	13,163
81	4/21	@Golden State	W	139-121	35-5	8-32	44-37	English-30	Higgins-23	15,025
82	4/23	DALLAS	L	96-113	35-6	9-32	44-38	Lever-30	Blackman-21	13,547

* Denotes number of overtime periods

\$ McNichols Arena sellout

NUGGETS SEASON-BY-SEASON



1989-90 ROSTER

NO.	PLAYER	POS	HT	WT	COLLEGE/YR	EXP
14	Michael Adams	G	5-10	165	Boston College '85	4
11	Joe Barry Carroll	F/C	6-10	245	Purdue '80	8
6	Walter Davis	G	6-6	200	North Carolina '77	12
2	Alex English	F	6-7	190	South Carolina '76	13
24	Bill Hanzlik	F	6-7	200	Notre Dame '80	9
45	Tim Kempton	C	6-10	245	Notre Dame '86	2
35	Jerome Lane	F	6-6	232	Pittsburgh '88	1
12	Fat Lever	G	6-3	175	Arizona St. '82	7
21	Todd Lichti	G	6-4	205	Stanford '89	R
41	Blair Rasmussen	C	7-0	260	Oregon '85	4
34	Dan Schayes	C	6-11	260	Syracuse '81	8
51	Reggie Turner	F	6-8	225	Alabama-Birmingham '89	R

Head Coach: Doug Moe (North Carolina '61)

Assistant Coaches: Allan Bristow (Virginia Tech '71), Doug Moe Jr. (Texas '85)

Trainer: Bob "Chopper" Travaglini

NUGGETS 1989-90 TEAM HIGHS & LOWS

	HIGH	LOW
Points	146 vs. Portland, 12/2	86 @ Minnesota, 3/7
Field Goals Made	*58 vs. Orlando, 1/11	34 @ Minnesota, 3/7
Field Goals Attempted	118 vs. Orlando, 1/11	76 @ Minnesota, 11/22
Field Goal Percentage	(.598/55-92) vs. Chicago, 2/8	(.343/37-108) @ Washington, 3/28
Three-Pointers Made	8 vs. Portland, 12/2	*0 @ Sacramento, 4/10
Three-Pointers Attempted	18 @ Golden State, 1/8	*4 vs. Seattle, 4/6
Three-Point Percentage	(.833/5-6) @ Houston, 4/19	*(.000/0-6) @ Sacramento, 4/10
Free Throws Made	35 @ New Jersey, 2/17	*6 @ Portland, 1/6
Free Throws Attempted	43 @ New Jersey, 2/17	6 @ Cleveland, 12/20
Free Throw Percentage	*(1.000/21-21) @ Houston, 1/22	(.500/14-28) vs. Washington, 11/15
Total Rebounds	64 vs. Orlando, 1/11	27 @ Utah, 1/8
Offensive Rebounds	24 vs. Golden State, 2/19	*5 @ Charlotte, 2/16
Defensive Rebounds	*43 vs. Orlando, 1/11	17 @ Utah, 1/8
Assists	42 @ Portland, 1/16	15 @ Washington, 3/28
Steals	16 vs. Sacramento, 11/8	4 @ Charlotte, 12/9
Turnovers	20 vs. Houston, 3/13	8 vs. Atlanta, 2/4
Blocked Shots	10 vs. San Antonio, 1/20	*0 @ Houston, 1/22
Fouls	33 @ Golden State, 12/13	15 @ Washington, 3/28

OPPONENTS 1989-90 TEAM HIGHS & LOWS

	HIGH	LOW
Points	149 @ Philadelphia, 3/30	73 @ Minnesota, 3/7
Field Goals Made	*55 by Portland, 3/24	28 @ Minnesota, 3/7
Field Goals Attempted	104 by New Jersey, 2/1	74 @ Minnesota, 11/22
Field Goal Percentage	(.632/48-76) by Detroit, 12/12	(.301/28-93) @ Minnesota, 3/7
Three-Pointers Made	8 by Cleveland, 3/1	*0 by Minnesota, 4/22
Three-Pointers Attempted	13 by Cleveland, 3/1	2 by San Antonio, 4/20
Three-Point Percentage	*(.667/4-6) by Portland, 3/24	*(.000/0-6) by Minnesota, 4/22
Free Throws Made	41 by Phoenix, 11/4	9 @ Chicago, 2/8
Free Throws Attempted	52 @ Philadelphia, 3/30	13 @ Chicago, 2/8
Free Throw Percentage	(.962/25-26) @ Boston, 12/8	(.537/22-41) @ Seattle, 4/12
Total Rebounds	61 @ Dallas, 12/30	34 by Dallas, 3/3
Offensive Rebounds	22 @ Minnesota, 3/7	*5 by Charlotte, 1/18
Defensive Rebounds	47 by Phoenix, 1/13	22 by Portland, 12/2
Assists	38 @ Houston, 11/9	10 by Sacramento, 11/8
Steals	13 @ New York, 3/31	2 @ Sacramento, 4/10
Turnovers	29 by Sacramento, 11/8	9 by San Antonio, 4/20
Blocked Shots	13 @ Utah, 11/3	0 by Minnesota, 4/22
Fouls	35 @ Utah, 11/3	14 @ Cleveland, 12/20

* Indicates repeated mark, and is the last time it happened.

1989-90 SEASON



1989-90 GAME-BY-GAME RESULTS (43-39)

NO.	DATE	OPP.	W-L	SCORE	HM.	RD.	TOT.	DEN. HIGH SCORER	OPP. HIGH SCORER	ATTEND.
1	11/3	@Utah	L	113-122	0-0	0-1	0-1	Rasmussen-25	Malone-40	12,616
2	11/4	PHOENIX	W	135-132	1-0	0-1	1-1	Adams-30	E. Johnson-36	12,439
3	11/8	SACRAMENTO	W	102-94	2-0	0-1	2-1	English-21	K. Smith-24	6,953
4	11/9	@Houston	W	128-127*	2-0	1-1	3-1	Schayes-21	Olujuwon/Thorpe-33	16,266
5	11/11	@San Antonio	L	108-122	2-0	1-2	3-2	Lever-25	Robinson-28	15,198
6	11/14	@LA Clippers	L	121-129	2-0	1-3	3-3	Lever-25	Grant-27	6,125
7	11/15	WASHINGTON	W	109-98	3-0	1-3	4-3	Adams-30	Williams-29	8,701
8	11/17	@LA Lakers	L	105-119	3-0	1-4	4-4	English-19	Green-27	17,505
9	11/18	HOUSTON	W	141-111	4-0	1-4	5-4	English-24	Wiggins-34	13,534
10	11/21	DALLAS	W	111-95	5-0	1-4	6-4	English-18	Blackman-21	8,570
11	11/22	@Minnesota	W	96-93	5-0	2-4	7-4	Davis-28	Campbell-21	22,022
12	11/24	SEATTLE	W	122-109	6-0	2-4	8-4	Lever-24	Barros-18	13,661
13	11/28	GOLDEN STATE	W	141-120	7-0	2-4	9-4	Davis-26	Richmond-27	8,382
14	11/30	MILWAUKEE	W	103-102	8-0	2-4	10-4	Davis-24	Humphries-25	8,727
15	12/2	PORTLAND	W	146-113	9-0	2-4	11-4	English-24	Drexler-24	17,022S
16	12/5	@Chicago	L	99-119	9-0	2-5	11-5	Adams-19	Jordan-35	18,040
17	12/6	@Indiana	L	117-136	9-0	2-6	11-6	Lever-24	Smits-32	9,352
18	12/8	@Boston	W	103-102	9-0	3-6	12-6	English/Adams-20	Parish-38	14,890
19	12/9	@Charlotte	W	106-93	9-0	4-6	13-6	English-25	Trippuca-23	23,901
20	12/12	DETROIT	L	108-121	9-1	4-6	13-7	Davis-27	Aguirre-29	17,022S
21	12/13	@Golden State	L	114-134	9-1	4-7	13-8	Davis-20	Johnson-33	15,025
22	12/15	SACRAMENTO	W	121-112	10-1	4-7	14-8	Davis-35	McCray/Ainge-24	9,112
23	12/16	@LA Clippers	L	108-114	10-1	4-8	14-9	Adams-24	Harper-39	10,024
24	12/20	@Cleveland	W	104-89	10-1	5-8	15-9	English-22	Eho-16	10,379
25	12/22	@Orlando	W	137-125	10-1	6-8	16-9	English-25	Anderson-34	15,077
26	12/23	@Miami	W	135-104	10-1	7-8	17-9	Adams-21	Sundvold-15	15,008
27	12/26	PHILADELPHIA	W	114-111	11-1	7-8	18-9	Davis-24	Barkley-32	15,852
28	12/28	MIAMI	W	132-107	12-1	7-8	19-9	English-20	Cummings/Long-14	11,501
29	12/30	@Dallas	L	109-116*	12-1	7-9	19-10	Lever-26	Blackman-29	17,007
30	1/3	@LA Lakers	L	99-114	12-1	7-10	19-11	Davis-22	Johnson-27	17,505
31	1/4	@Sacramento	W	112-98	12-1	8-10	20-11	Davis-27	Tisdale-29	17,014
32	1/6	UTAH	L	120-123*	12-2	8-10	20-12	Davis-36	Malone-48	16,827
33	1/8	@Golden State	L	122-139	12-2	8-11	20-13	English-22	Richmond-32	15,052
34	1/10	@Utah	L	99-130	12-2	8-12	20-14	Rasmussen-20	Malone-31	12,616
35	1/11	ORLANDO	W	141-105	13-2	8-12	21-14	Lever-27	Smith-14	8,763
36	1/13	PHOENIX	L	111-119	13-3	8-12	21-15	Rasmussen/Hanzlik-19	K. Johnson-38	14,070
37	1/15	DALLAS	W	101-90	14-3	8-12	22-15	English-29	Harper-26	9,256
38	1/16	@Portland	L	115-120	14-3	8-13	22-16	Lever-22	Williams-24	12,888
39	1/18	CHARLOTTE	L	108-110	14-4	8-13	22-17	English-28	Trippuca-28	7,985
40	1/20	SAN ANTONIO	W	126-99	15-4	8-13	23-17	Lever-23	Robinson-24	15,817
41	1/22	@Houston	L	104-116	15-4	8-14	23-18	Lever-24	Olujuwon-24	14,890
42	1/27	NEW YORK	L	96-110	15-5	8-14	23-19	Adams-21	Ewing-26	17,022S
43	2/1	NEW JERSEY	W	123-112	16-5	8-14	24-19	English-26	Blaylock-24	6,880
44	2/4	ATLANTA	W	125-113	17-5	8-14	25-19	Adams-27	Wilkins-35	14,530
45	2/6	INDIANA	L	130-138*	17-6	8-14	25-20	Schayes-28	Smits-34	12,871
46	2/8	CHICAGO	W	123-98	18-6	8-14	26-20	English-24	Grant-16	17,022S
47	2/13	@Detroit	W	95-106	18-6	8-15	25-21	Adams-19	Thomas-17	21,454
48	2/14	@Milwaukee	L	117-127	18-6	8-16	26-22	Rasmussen-24	Anderson-24	13,829
49	2/16	@Charlotte	L	107-113	18-6	8-17	26-23	Lever-26	Giliam/R. Reid-19	23,901
50	2/17	@New Jersey	W	126-117	18-6	9-17	27-23	English-38	Short-29	11,233
51	2/19	GOLDEN STATE	W	114-109	19-6	9-17	28-23	Lever-29	Richmond-24	8,213
52	2/21	LA LAKERS	L	111-113	19-7	9-17	28-24	Lever-25	Scott-24	17,022S
53	2/23	LA CLIPPERS	W	121-113	20-7	9-17	29-24	English-27	Manning/Smith-28	13,630
54	2/25	BOSTON	L	107-115	20-8	9-17	29-25	English-26	Bird-25	17,022S
55	2/27	@Phoenix	L	101-120	20-8	9-18	29-26	English-19	K. Johnson-28	14,487
56	3/1	CLEVELAND	W	131-125	21-9	9-18	30-26	English-28	Pace-31	11,818
57	3/3	DALLAS	W	106-89	22-9	9-18	31-26	English-24	Perkins-16	12,207
58	3/6	CHARLOTTE	W	122-96	23-8	9-18	32-26	Schayes-23	Chapman-22	7,712
59	3/7	@Minnesota	W	86-73	23-8	10-18	33-26	Schayes-24	Richardson-19	18,947
60	3/10	@San Antonio	L	111-118	23-8	10-19	33-27	Davis-21	Robinson-26	15,910
61	3/11	UTAH	L	109-110	23-9	10-19	33-28	Adams-25	Malone-35	14,050
62	3/13	HOUSTON	W	117-114	24-9	10-19	34-28	Adams-25	Maxwell-32	12,727
63	3/14	@Phoenix	L	108-138	24-9	10-20	34-29	Adams/Davis-16	Chambers-31	14,487
64	3/16	@Dallas	L	97-104	24-9	10-21	34-30	Davis-24	Harper-26	17,007
65	3/18	MINNESOTA	W	103-98	25-9	10-21	35-30	English-29	Campbell-22	11,864
66	3/20	LA CLIPPERS	W	119-112	26-9	10-21	36-30	English-28	Manning-25	9,652
67	3/22	@Seattle	L	118-125	26-9	10-22	36-31	Lever-23	McDaniel-24	9,830
68	3/24	PORTLAND	L	126-140	26-10	10-22	36-32	English-31	Drexler-28	16,174
69	3/26	@Atlanta	L	102-113	26-10	10-23	36-33	Carroll-18	Wilkins-36	13,054
70	3/28	@Washington	L	99-113	26-10	10-24	36-34	English-16	King/Malone-26	9,411
71	3/30	@Philadelphia	L	131-149	26-10	10-25	36-35	English-21	Barkley-38	17,803
72	3/31	@New York	W	118-115	26-10	11-25	37-35	English-26	Ewing-37	18,146
73	4/4	CHARLOTTE	L	112-116	26-11	11-25	37-36	English-29	Trippuca-23	10,367
74	4/6	SEATTLE	W	119-103	27-11	11-25	38-36	English-25	Threatt-22	16,212
75	4/8	LA LAKERS	L	109-116	27-12	11-25	38-37	Lever-31	Worthy-28	17,022S
76	4/10	@Sacramento	W	121-113	27-12	12-25	39-37	Rasmussen-26	Ainge-22	17,014
77	4/12	@Seattle	L	103-113	27-12	12-26	39-38	Adams-16	McDaniel-26	10,617
78	4/14	@Portland	W	136-127	27-12	13-26	40-38	Adams-31	Duckworth-22	12,888
79	4/17	@Minnesota	W	99-89	27-12	14-26	41-38	Adams-22	Corbin-25	49,551
80	4/19	@Houston	W	130-127*	27-12	15-26	42-38	Lever-22	Olujuwon-52	16,001
81	4/20	SAN ANTONIO	L	108-112	27-13	15-26	42-39	Davis-25	Robinson-26	17,022S
82	4/22	MINNESOTA	W	115-108	28-13	15-26	43-39	Adams-32	Mitchell-27	14,303

* Denotes number of overtime periods

\$ McNichols Arena sellout

NUGGETS SEASON-BY-SEASON



1990-91 ROSTER

NO.	PLAYER	POS	HT	WT	COLLEGE/YR	EXP
3	Mahmoud Abdul-Rauf	G	6-1	170	LSU '92	R
14	Michael Adams	G	5-10	165	Boston College '85	5
45	Anthony Cook	F	6-9	215	Arizona '89	R
6	Walter Davis	G	6-6	200	North Carolina '77	13
23	T.R. Dunn	G	6-4	192	Alabama '77	13
22	Jim Farmer	G	6-4	203	Alabama '87	3
24	Bill Hanzlik	F	6-7	200	Notre Dame '80	10
35	Jerome Lane	F	6-6	232	Pittsburgh '89	2
11	Clifford Lett	G	6-3	170	Florida '89	1
30	Marcus Liberty	F	6-8	205	Illinois '91	R
21	Todd Lichti	G	6-4	205	Stanford '89	1
5	Terry Mills	F/C	6-10	230	Michigan '90	R
41	Blair Rasmussen	C	7-0	260	Oregon '85	5
32	Stephen Thompson	G	6-2	180	Syracuse '90	R
0	Orlando Woolridge	F	6-9	215	Notre Dame '81	9

Head Coach: Paul Westhead (St. Joseph's '61)
 Assistant Coaches: Jim Boyle (St. Joseph's '64), Mike Evans (Kansas State '78)
 Trainer: Bob "Chopper" Travaglini

NUGGETS 1990-91 TEAM HIGHS & LOWS

	HIGH	LOW
Points	158 vs. Golden State, 11/2	92 vs. Indiana, 3/17
Field Goals Made	63 @ San Antonio, 11/7	38 vs. Detroit, 3/25
Field Goals Attempted	130 vs. Golden State, 11/2	86 vs. Charlotte, 1/16
Field Goal Percentage	(.573/63-110) @ San Antonio, 11/7	(.325/41-126) vs. Philadelphia, 1/17
Three-Pointers Made	11 @ LA Clippers, 4/12	0 vs. LA Lakers, 11/17
Three-Pointers Attempted	26 @ LA Clippers, 4/12	1 vs. LA Lakers, 11/17
Three-Point Percentage	(.625/10-16) @ Sacramento, 12/26	(.000/0-1) vs. LA Lakers, 11/17
Free Throws Made	45 vs. Sacramento, 11/29	4 @ Phoenix, 2/5
Free Throws Attempted	55 @ Golden State, 11/2	10 @ Phoenix, 2/5
Free Throw Percentage	(.952/20-21) @ Chicago, 3/18	(.391/9-23) vs. Minnesota, 3/14
Total Rebounds	73 vs. Philadelphia, 1/5	*32 @ LA Lakers, 11/23
Offensive Rebounds	33 vs. Philadelphia, 1/5	8 @ Detroit, 1/2
Defensive Rebounds	40 vs. Philadelphia, 1/5	19 @ LA Lakers, 11/23
Assists	*40 vs. Chicago, 11/24	12 vs. Indiana, 3/17
Steals	19 vs. Phoenix, 12/15	3 @ New Jersey, 2/15
Turnovers	28 @ Sacramento, 4/18	6 @ Dallas, 4/2
Blocked Shots	14 vs. LA Clippers, 12/1	0 @ Detroit, 1/2
Fouls	40 @ Golden State, 1/8	18 vs. Chicago, 11/24

OPPONENTS 1990-91 TEAM HIGHS & LOWS

	HIGH	LOW
Points	173 @ Phoenix, 11/10	104 by Charlotte, 1/16
Field Goals Made	67 @ Phoenix, 11/10	31 by Orlando, 3/2
Field Goals Attempted	113 by Orlando, 11/27	78 by Detroit, 3/25
Field Goal Percentage	(.653/62-95) by Phoenix, 4/16	(.341/31-91) by Orlando, 3/2
Three-Pointers Made	12 by Houston, 4/5	*0 @ Utah, 4/13
Three-Pointers Attempted	19 by Houston, 4/5	*0 by Seattle, 4/7
Three-Point Percentage	*(.667/6-9) by Utah, 3/3	*(.000/0-3) @ Utah, 4/13
Free Throws Made	49 @ Golden State, 3/21	14 by Orlando, 11/27
Free Throws Attempted	60 @ Golden State, 3/21	*24 @ Sacramento, 4/18
Free Throw Percentage	(.838/30-32) @ Atlanta, 3/5	(.583/14-24) by Orlando, 11/27
Total Rebounds	71 @ Indiana, 3/7	32 by Sacramento, 3/29
Offensive Rebounds	27 by Orlando, 11/27	4 by Sacramento, 3/29
Defensive Rebounds	52 @ San Antonio, 12/19	25 by Minnesota, 11/15
Assists	50 @ Phoenix, 11/10	12 by Golden state, 2/23
Steals	19 @ Phoenix, 11/10	1 @ Orlando, 3/8
Turnovers	*28 vs. Phoenix, 12/15	11 by Minnesota, 3/14
Blocked Shots	16 @ San Antonio, 12/19	1 by Houston, 2/26
Fouls	38 by Golden State, 11/2	*13 @ LA Lakers, 2/28

* Indicates repeated mark, and is the last time it happened.

1990-91 SEASON



1990-91 GAME-BY-GAME RESULTS (20-62)

NO.	DATE	OPP.	W-L	SCORE	HM.	RD.	TOT.	DEN. HIGH SCORER	OPP. HIGH SCORER	ATTEND.
1	11/2	GOLDEN STATE	L	158-162	0-1	0-0	0-1	Woolridge-37	Mullin-38	9,838
2	11/3	@Dallas	L	110-140	0-1	0-1	0-2	Woolridge-21	Farpley-25	17,007
3	11/6	@Houston	L	135-145	0-1	0-2	0-3	Lichti-27	K. Smith-35	14,002
4	11/7	@San Antonio	L	153-161	0-1	0-3	0-4	Woolridge-37	Robinson-43	15,800
5	11/8	SEATTLE	L	129-135	0-2	0-3	0-5	Davis-41	McDaniel-27	10,571
6	11/10	@Phoenix	L	143-173	0-2	0-4	0-6	Woolridge-40	Ceballos-32	14,487
7	11/13	@Portland	L	129-155	0-2	0-5	0-7	Woolridge-30	Drexler-39	12,888
8	11/15	MINNESOTA	W	121-108	1-2	0-5	1-7	Woolridge-25	Corbin/Campbell-24	6,663
9	11/17	PORTLAND	L	112-143	1-3	0-5	1-8	Davis-27	Drexler-31	12,356
10	11/19	LA LAKERS	L	105-122	1-4	0-5	1-9	Woolridge-30	Worthy-25	11,549
11	11/21	@LA Lakers	L	121-141	1-4	0-6	1-10	Woolridge-28	Worthy-29	15,941
12	11/24	CHICAGO	L	145-151	1-5	0-6	1-11	Woolridge-29	Jordan-38	17,022*
13	11/27	ORLANDO	W	124-113	2-5	0-6	2-11	Woolridge-28	Catledge-30	6,184
14	11/29	SACRAMENTO	W	136-128	3-5	0-6	3-11	Woolridge-32	Tisdale-33	6,379
15	12/1	LA CLIPPERS	L	121-137	3-6	0-6	3-12	Woolridge-28	Smith-52	10,036
16	12/4	@Cleveland	L	117-121	3-6	0-7	3-13	Woolridge-31	Daugherty-31	13,116
17	12/5	@Boston	L	140-148	3-6	0-8	3-14	Adams-31	Bird-43	14,890
18	12/7	@Philadelphia	L	126-135	3-6	0-9	3-15	Woolridge-36	Barkley-40	15,325
19	12/8	@Charlotte	W	126-119	3-6	1-9	4-15	Woolridge-33	Chapman-36	23,901
20	12/11	WASHINGTON	W	128-125	4-6	1-9	5-15	Woolridge-33	King-34	8,291
21	12/13	@Utah	L	126-141	4-6	1-10	5-16	Woolridge-29	Malone-39	12,516
22	12/15	PHOENIX	L	134-142	4-7	1-10	5-17	Adams-23	Chambers/Hornacek-28	13,696
23	12/19	@San Antonio	L	109-144	4-7	1-11	5-18	Abdul-Rauf-27	Elliott-18	15,908
24	12/22	DALLAS	L	110-119	4-8	1-11	5-19	Blackman-31	Blackman-31	8,595
25	12/23	@Portland	L	101-132	4-8	1-12	5-20	Adams/Abdul-Rauf-18	Kersey-23	12,884
26	12/26	@Sacramento	W	128-112	4-8	2-12	6-20	Adams-44	Mays-36	17,014
27	12/27	MIAMI	L	114-124	4-9	2-12	6-21	Adams-23	Douglas-42	8,878
28	12/29	@Washington	L	133-161	4-9	2-13	6-22	Adams/Abdul-Rauf-32	King-52	18,756
29	12/30	@Orlando	L	116-155	4-9	2-14	6-23	Adams-26	Reynolds-27	15,077
30	1/2	@Detroit	L	107-118	4-9	2-15	6-24	Davis-23	Rodman-34	21,454
31	1/3	@New York	L	108-135	4-9	2-16	6-25	Adams-22	Wilkins-25	15,440
32	1/5	PHILADELPHIA	L	104-120	4-10	2-16	6-26	Davis-24	Barkley-41	14,742
33	1/8	@Golden State	L	125-147	4-10	2-17	6-27	Lane-22	Hardaway-34	15,035
34	1/10	HOUSTON	L	133-156	4-11	2-17	6-28	Adams-39	Maxwell-26	7,087
35	1/12	CLEVELAND	W	128-120	5-11	2-17	7-28	Adams-28	Daugherty-38	10,327
36	1/15	@Seattle	L	99-146	5-11	2-18	7-29	Williams-16	Ellis/Barros-22	9,618
37	1/16	CHARLOTTE	W	111-104	6-11	2-18	8-29	Davis-31	Chapman-23	11,275
38	1/19	SAN ANTONIO	L	108-117	6-12	2-18	9-30	Adams-27	Robinson-28	13,851
39	1/21	MINNESOTA	W	115-110	7-12	2-18	9-30	Adams-24	Mitchell-25	7,282
40	1/24	NEW YORK	W	120-117	8-12	2-18	10-30	Adams-21	Ewing-30	10,144
41	1/26	UTAH	W	120-115	9-12	2-18	11-30	Adams-37	Malone-36	10,935
42	1/29	@Milwaukee	W	126-122	9-12	3-18	12-30	Adams-41	Pierce-28	15,993
43	1/31	NEW JERSEY	W	123-119	10-12	3-18	13-30	Adams-45	Thues-28	9,087
44	2/2	ATLANTA	W	126-125	11-12	3-18	14-30	Adams-31	Wilkins-34	14,683
45	2/5	@Phoenix	L	103-126	11-12	3-19	14-31	Rasmussen/Abdul-Rauf-16	Johnson-21	14,487
46	2/12	@Orlando	L	122-129	11-12	3-20	14-32	Abdul-Rauf-35	Skiles-33	15,077
47	2/14	@Miami	L	112-141	11-12	3-21	14-33	Woolridge-20	Kessler/Edwards-21	15,908
48	2/15	@New Jersey	L	110-138	11-12	3-22	14-34	Woolridge-34	Coleman-42	11,335
49	2/17	BOSTON	L	108-126	11-13	3-22	14-35	Woolridge-23	Bird-24	17,022*
50	2/18	@Minnesota	L	114-128	11-13	3-23	14-36	Woolridge/Abdul-Rauf-30	Campbell-25	19,006
51	2/21	PORTLAND	L	111-122	11-14	3-23	14-37	Woolridge-20	Duckworth-25	9,757
52	2/23	GOLDEN STATE	W	150-145	12-14	3-23	15-37	Adams-41	Mullin-37	14,519
53	2/24	@LA Clippers	L	112-129	12-14	3-24	15-38	Adams-29	Harper-22	13,280
54	2/26	HOUSTON	L	99-129	12-15	3-24	15-39	Woolridge-30	Floyd-40	7,969
55	2/28	LA LAKERS	L	108-121	12-16	3-24	15-40	Adams-31	Teagle-23	13,362
56	3/2	ORLANDO	W	126-111	13-16	3-24	16-40	Adams-37	Skiles-24	7,519
57	3/5	@Atlanta	L	127-139	13-16	3-25	16-41	Woolridge-32	Webb-32	13,500
58	3/7	@Indiana	L	125-145	13-16	3-26	16-42	Liberty/Rasmussen-18	Miller-33	9,588
59	3/8	@Orlando	L	113-129	13-16	3-27	16-43	Adams-27	Scott-40	15,077
60	3/10	DALLAS	W	124-110	14-16	3-27	17-43	Adams/Woolridge-31	Williams-25	11,620
61	3/12	LA CLIPPERS	L	123-126*	14-17	3-27	17-44	Adams-38	Manning-26	7,424
62	3/14	MINNESOTA	W	112-105	15-17	3-27	18-44	Adams-27	Campbell-32	7,308
63	3/15	@LA Lakers	L	117-127	15-17	3-28	18-45	Woolridge-28	Worthy-35	17,505
64	3/17	INDIANA	L	92-130	15-18	3-28	18-46	Adams-21	Person-20	10,027
65	3/18	@Chicago	L	108-121	15-18	3-29	18-47	Woolridge-21	Jordan-31	18,163
66	3/20	UTAH	L	98-106	15-19	3-29	18-48	Adams-30	K. Malone-31	10,631
67	3/21	@Golden State	L	116-136	15-19	3-30	18-49	Adams-23	Richmond-30	15,025
68	3/23	MILWAUKEE	L	136-140*	15-20	3-30	18-50	Adams-54	Ellis-25	10,750
69	3/25	DETROIT	L	94-119	15-21	3-30	18-51	Adams-19	Edwards-32	13,553
70	3/29	SACRAMENTO	W	140-122	16-21	3-30	19-51	Adams-37	Sparrow-24	9,554
71	3/30	@San Antonio	L	116-130	16-21	3-31	19-52	Woolridge/Farmer-17	Robinson-30	15,908
72	4/2	@Dallas	L	126-133	16-21	3-32	19-53	Adams-37	Harper-24	16,105
73	4/4	@Minnesota	L	122-134	16-21	3-33	19-54	Adams-34	Corbin-26	19,036
74	4/5	HOUSTON	L	120-126	16-22	3-33	19-55	Adams-41	Maxwell-45	12,434
75	4/7	SEATTLE	L	117-124	16-23	3-33	19-56	Adams-37	Johnson-31	13,779
76	4/8	@Seattle	L	112-118	16-23	3-34	19-57	Woolridge-27	Three w/-19	12,811
77	4/12	@LA Clippers	L	130-146	16-23	3-35	19-58	Adams-35	Polynco-30	13,455
78	4/13	@Utah	L	110-121	16-23	3-36	19-59	Woolridge-20	K. Malone-41	12,616
79	4/16	PHOENIX	L	118-153	16-24	3-36	19-60	Adams-23	Ceballos-34	8,288
80	4/18	@Sacramento	L	104-123	16-24	3-37	19-61	Williams-23	Simmons-26	17,014
81	4/19	SAN ANTONIO	W	125-122	17-24	3-37	20-61	Adams-30	Simmons-27	12,596
82	4/21	@Houston	L	125-131	17-24	3-38	20-62	Woolridge-30	Olajuwon-26	16,811

* Denotes number of overtime periods

\$ McNichols Arena sellout

NUGGETS SEASON-BY-SEASON



1991-92 ROSTER

NO.	PLAYER	POS	HT	WT	COLLEGE/YR	EXP
3	Mahmoud Abdul-Rauf	G	6-1	170	LSU '92	1
33	Greg Anderson	F/C	6-10	230	Houston '87	4
43	Kevin Brooks	F	6-8	200	SW Louisiana '91	R
00	Anthony Cook	F/C	6-9	215	Arizona '89	1
11	Winston Garland	G	6-2	175	SW Missouri St. '87	4
10	Scott Hastings	F/C	6-11	245	Arkansas '82	9
35	Jerome Lane	F	6-6	232	Pittsburgh '89	3
30	Marcus Liberty	F	6-8	205	Illinois '91	1
21	Todd Licht	G	6-4	205	Stanford '89	2
12	Mark Macon	G	6-5	185	Temple '91	R
55	Dikembe Mutombo	C	7-2	245	Georgetown '91	R
34	Reggie Williams	F/G	6-7	195	Georgetown '87	4
42	Joe Wolf	F/C	6-11	230	North Carolina '87	4

Head Coach: Paul Westhead (St. Joseph's '61)
Assistant Coaches: Jim Boyle (St. Joseph's '64), Mike Evans (Kansas State '78),
 Judas Prada (Linfield '79)
Trainer: Jim Gillen (Ft. Hays State '74)

NUGGETS 1991-92 TEAM HIGHS & LOWS

	HIGH	LOW
Points	123 vs. Phoenix, 12/18	*81 vs. Houston, 2/28
Field Goals Made	50 vs. Sacramento, 3/17	31 vs. Orlando, 1/4
Field Goals Attempted	106 vs. Cleveland, 2/12	*74 vs. San Antonio, 1/11
Field Goal Percentage	(.568/46-81) vs. Portland, 11/16	(.327/32-98) @ New Jersey, 12/12
Three-Pointers Made	6 vs. Miami, 2/26	*0 @ Orlando, 3/10
Three-Pointers Attempted	*12 vs. Portland, 3/4	0 @ New Jersey, 11/30
Three-Point Percentage	(.625/5-8) @ Dallas, 1/16	*(.000/0-3) @ Orlando, 3/10
Free Throws Made	31 vs. Orlando, 1/4	6 @ LA Lakers, 1/10
Free Throws Attempted	44 vs. Orlando, 1/4	*11 vs. San Antonio, 4/5
Free Throw Percentage	(.938/15-16) @ Indiana, 2/2	(.467/7-15) @ Cleveland, 3/15
Total Rebounds	60 vs. Philadelphia, 12/30	26 vs. Indiana, 2/2
Offensive Rebounds	29 @ Minnesota, 2/3	*7 vs. San Antonio, 4/5
Defensive Rebounds	41 vs. Dallas, 2/14	18 @ Seattle, 12/19
Assists	28 vs. Minnesota, 3/31	8 vs. Dallas, 11/19
Steals	16 @ Houston, 4/2	3 @ Phoenix, 11/20
Turnovers	30 @ LA Clippers, 11/8	8 vs. Orlando, 1/4
Blocked Shots	*14 vs. Utah, 3/8	0 @ New York, 2/22
Fouls	36 @ Portland, 2/11	16 vs. San Antonio, 4/5

OPPONENTS 1991-92 TEAM HIGHS & LOWS

	HIGH	LOW
Points	137 @ Houston, 4/2	77 by Minnesota, 11/7
Field Goals Made	56 @ Boston, 12/9	*27 by Seattle, 11/29
Field Goals Attempted	104 @ New Jersey, 12/12	*70 by Indiana, 2/2
Field Goal Percentage	(.615/48-78) @ LA Clippers, 4/11	(.345/29-94) @ Philadelphia, 12/11
Three-Pointers Made	7 @ Indiana, 12/14	*0 by LA Lakers, 4/15
Three-Pointers Attempted	*13 @ Indiana, 12/14	0 @ San Antonio, 2/29
Three-Point Percentage	(.800/4-5) @ Minnesota, 2/3	*(.000/0-2) by LA Lakers, 4/15
Free Throws Made	40 @ Phoenix, 11/20	9 @ New Jersey, 12/12
Free Throws Attempted	52 @ Portland, 2/11	12 @ New York, 2/22
Free Throw Percentage	(1.000/27-27) by LA Lakers, 1/30	(.548/17-31) by New Jersey, 11/30
Total Rebounds	57 @ New Jersey, 12/12	27 by Indiana, 2/2
Offensive Rebounds	24 @ Seattle, 12/19	4 by LA Lakers, 1/30
Defensive Rebounds	*42 @ Utah, 11/22	*21 by LA Lakers, 4/15
Assists	38 @ LA Clippers, 4/11	8 by Houston, 11/2
Steals	21 @ LA Clippers, 11/8	2 @ Minnesota, 2/3
Turnovers	28 @ Orlando, 3/10	8 by Dallas, 11/19
Blocked Shots	22 @ New Jersey, 12/12	*2 @ Portland, 11/12
Fouls	*32 by Orlando, 1/4	14 @ Chicago, 3/24

* Indicates repeated mark, and is the last time it happened.

1991-92 SEASON



1991-92 GAME-BY-GAME RESULTS (24-58)

NO.	DATE	OPP.	W-L	SCORE	HM.	RD.	TOT.	DEN. HIGH SCORER	OPP. HIGH SCORER	ATTEND.
1	11/1	GOLDEN STATE	L	105-108	0-1	0-0	0-1	Anderson-22	Hardaway-25	11,713
2	11/2	HOUSTON	W	109-101*	1-1	0-0	1-1	Mutombo-27	Maxwell-35	7,692
3	11/5	SAN ANTONIO	W	97-96	2-1	0-0	2-1	Williams-24	Carr-36	13,976
4	11/7	MINNESOTA	W	89-77	3-1	0-0	3-1	Macon-18	Campbell-19	9,827
5	11/8	@LA Clippers	L	82-106	3-1	0-1	3-2	Williams-21	Norman-18	8,957
6	11/12	@Portland	L	82-120	3-1	0-2	3-3	Mutombo-16	Porter-15	12,888
7	11/16	PORTLAND	W	121-111	4-1	0-2	4-3	Williams-31	Porter-21	13,448
8	11/19	DALLAS	L	93-96	4-2	0-2	4-4	Williams-18	Blackman-18	7,382
9	11/20	@Phoenix	L	97-113	4-2	0-3	4-5	Mutombo-21	Johnson-25	14,496
10	11/22	@Utah	L	96-121	4-2	0-4	4-6	Mutombo-28	J. Malone-31	18,700
11	11/23	CHICAGO	L	100-107	4-3	0-4	4-7	Mutombo-22	Jordan-37	17,022*
12	11/26	CHARLOTTE	W	103-97	5-3	0-4	5-7	Williams-22	Johnson-25	8,721
13	11/27	@Minnesota	L	92-101	5-3	0-5	5-8	Mutombo-23	Glass/Mitchell-22	19,006
14	11/29	SEATTLE	W	101-90	6-3	0-5	6-8	Williams-29	Johnson-20	10,613
15	11/30	NEW JERSEY	W	107-97	7-3	0-5	7-8	Abdul-Rauf-24	Mills-19	9,597
16	12/3	@Houston	W	110-100	7-3	1-5	8-8	Williams-26	Maxwell/K. Smith-20	13,023
17	12/6	LA CLIPPERS	L	100-102*	7-4	1-5	8-9	Williams-24	Grant-20	10,697
18	12/9	@Boston	L	94-132	7-4	1-6	8-10	Mutombo-21	Lewis-31	14,890
19	12/11	@Philadelphia	W	98-88	7-4	2-6	9-10	Williams-21	Hawkins-24	12,231
20	12/12	@New Jersey	L	81-121	7-4	2-7	9-11	Williams-16	Petrovic-18	7,520
21	12/14	@Indiana	L	108-129	7-4	2-8	10-12	Mutombo-26	Miller-23	10,531
22	12/16	@Detroit	L	89-103	7-4	2-9	9-13	Mutombo-22	Dumars-27	21,454
23	12/18	PHOENIX	W	123-109	8-4	2-9	10-13	Mutombo-27	Hornacek-28	9,802
24	12/19	@Seattle	L	106-119	8-4	2-10	10-14	Liberty-18	Pierce-29	10,663
25	12/21	WASHINGTON	L	102-117	8-5	2-10	10-15	Davis-20	Ellison-26	12,659
26	12/26	GOLDEN STATE	L	100-110	8-6	2-10	10-16	Anderson-18	Mullin-31	17,022*
27	12/28	BOSTON	W	97-90	9-6	2-10	11-16	Macon-21	Lewis-27	17,022*
28	12/30	PHILADELPHIA	W	109-93	10-6	2-10	12-16	Mutombo-26	Barkley-25	17,022*
29	1/2	@Golden State	L	111-125	10-6	2-11	12-17	Mutombo-29	Hardaway-27	15,025
30	1/4	ORLANDO	W	93-91	11-6	2-11	13-17	Anderson-21	Reynolds-21	11,254
31	1/7	SEATTLE	L	99-106	11-7	2-11	13-18	Mutombo-27	Pierce-28	8,877
32	1/8	@Phoenix	L	114-135	11-7	2-12	13-19	Mutombo-24	Hornacek-24	14,496
33	1/10	@LA Lakers	L	88-102	11-7	2-13	13-20	Williams-23	Worthy-26	17,000
34	1/11	SAN ANTONIO	L	85-96	11-8	2-13	13-21	Williams-18	Strickland-22	17,022*
35	1/13	SACRAMENTO	W	111-109	12-8	2-13	14-21	Williams-26	Simmons-31	13,536
36	1/14	@Houston	L	94-111	12-8	2-14	14-22	Anderson/Abdul-Rauf-20	Olajuwon-25	13,789
37	1/16	@Dallas	W	101-90	12-8	3-14	15-22	Garland-25	Harper-24	15,506
38	1/19	ATLANTA	L	93-119	12-9	3-14	15-23	Mutombo-23	Willis-25	15,412
39	1/21	@Sacramento	L	85-94	12-9	3-15	15-24	Mutombo-17	Simmons/Webb-18	17,014
40	1/23	UTAH	W	115-111	13-9	3-15	16-24	Anderson-23	K. Malone-38	14,939
41	1/25	MILWAUKEE	W	107-100*	14-9	3-15	17-24	Anderson-23	Malone-21	13,865
42	1/30	LA LAKERS	L	96-106	14-10	3-15	17-25	Williams-24	Scott-28	14,707
43	1/31	@Golden State	L	103-124	14-10	3-16	17-26	Liberty-22	Mullin-26	15,025
44	2/2	INDIANA	L	122-128	14-11	3-16	17-27	Williams-27	Person-27	11,491
45	2/3	@Minnesota	L	99-114	14-11	3-17	17-28	Mutombo-39	Campbell-30	18,434
46	2/6	@Milwaukee	L	97-106	14-11	3-18	17-29	Mutombo-27	Ellis-29	15,527
47	2/11	@Portland	L	112-121	14-11	3-18	17-30	Williams-19	Drexler-28	12,898
48	2/12	CLEVELAND	W	108-102	15-11	3-19	18-30	Williams-24	Ehlo-25	12,392
49	2/14	DALLAS	W	105-95	16-11	3-19	19-30	Williams-22	Harper-20	12,223
50	2/15	@Utah	L	93-106	16-11	3-20	19-31	Williams-21	J. Malone-24	19,911
51	2/19	@Charlotte	L	104-106	16-11	3-21	19-32	Williams-31	Johnson-31	23,698
52	2/21	@Washington	W	106-99	16-11	4-21	20-32	Williams-20	Ellison-30	18,756
53	2/22	@New York	L	87-98	16-11	4-22	20-33	Mutombo-17	Ewing-26	19,763
54	2/24	@Atlanta	L	95-117	16-11	4-23	20-34	Liberty-21	Willis-21	9,673
55	2/26	MIAMI	L	98-105	16-12	4-23	20-35	Abdul-Rauf-23	Rice-38	9,944
56	2/28	HOUSTON	L	81-94	16-13	4-23	20-36	Williams-20	K. Smith-25	16,206
57	2/29	@San Antonio	L	112-115	16-13	4-24	20-37	Anderson-22	Robinson-34	16,057
58	3/3	@Seattle	L	99-111	16-13	4-25	20-38	Williams-21	Kemp-21	9,885
59	3/4	PORTLAND	L	100-129	16-14	4-25	20-39	Liberty-22	Ainge-23	13,704
60	3/6	DETROIT	L	91-106	16-15	4-25	20-40	Anderson-26	Dumars-30	17,022*
61	3/8	UTAH	L	88-112	16-16	4-25	20-41	Licht/Macon-16	K. Malone-23	10,251
62	3/10	@Orlando	W	89-82	16-16	5-25	21-41	Williams-20	Bowie-24	15,151
63	3/13	@Miami	L	109-113	16-16	5-26	21-42	Liberty-17	Rice-29	15,008
64	3/15	@Cleveland	L	91-100	16-16	5-27	21-43	Garland-26	Price-29	18,549
65	3/17	SACRAMENTO	W	118-100	17-16	5-27	22-43	Williams-27	Richmond-24	13,439
66	3/19	@Utah	L	100-115	17-16	5-28	22-44	Liberty-23	K. Malone-31	19,911
67	3/21	LA CLIPPERS	L	87-114	17-17	5-28	22-45	Davis-17	Manning-18	15,581
68	3/23	@Minnesota	W	100-95	17-17	6-28	23-45	Williams-19	West-20	19,006
69	3/24	@Chicago	L	103-116	17-17	6-29	23-46	Williams-32	Jordan-50	18,382
70	3/26	NEW YORK	L	104-106	17-18	6-29	23-47	Williams-27	Jackson-25	16,202
71	3/28	PHOENIX	L	101-121	17-19	6-29	23-48	Liberty-18	Hornacek-25	17,022*
72	3/29	@Dallas	L	98-105	17-19	6-30	23-49	Liberty/Macon-19	Blackman-22	16,203
73	3/31	MINNESOTA	L	114-121*	17-20	6-30	23-50	Williams-23	Richardson-27	12,335
74	4/2	@Houston	L	114-137	17-20	6-31	23-51	Liberty-23	Olajuwon/Floyd-17	13,651
75	4/5	SAN ANTONIO	L	87-90	17-21	6-31	23-52	Williams-25	Cummings-24	13,317
76	4/7	UTAH	L	101-124	17-22	6-31	23-53	Williams-20	K. Malone-24	13,537
77	4/9	@Sacramento	L	107-124	17-22	6-32	23-54	Liberty-25	Simmons-32	17,014
78	4/11	@LA Clippers	L	88-122	17-22	6-33	23-55	Liberty-19	Smith-29	15,800
79	4/13	@LA Lakers	L	93-100	17-22	6-34	23-56	Liberty-24	Teagle-27	17,137
80	4/15	LA LAKERS	W	110-107	18-22	6-34	24-56	Anderson-30	Divac-23	14,019
81	4/17	@San Antonio	L	94-108	18-22	6-35	24-57	Davis-20	Cummings-34	16,057
82	4/19	DALLAS	L	92-104	18-23	6-35	24-58	Williams-21	Iuzzolino-21	13,141

* Denotes number of overtime periods

\$ McNichols Arena sellout

NUGGETS SEASON-BY-SEASON



1992-93 SEASON

1992-93 ROSTER

NO.	PLAYER	POS	HT	WT	COLLEGE/YR	EXP
3	Mahmoud Abdul-Rauf	G	6-1	170	LSU '92	2
43	Kevin Brooks	F	6-8	200	SW Louisiana '91	1
00	Anthony Cook	F/C	6-9	215	Arizona '89	2
20	LaPhonso Ellis	F	6-8	240	Notre Dame '92	R
12	Winston Garland	G	6-2	175	SW Missouri St. '87	5
10	Scott Hastings	F/C	6-11	245	Arkansas '82	10
30	Marcus Liberty	F	6-8	205	Illinois '91	2
24	Todd Lichti	G	6-4	205	Stanford '89	3
1	Mark Macon	G	6-5	185	Temple '91	1
55	Dikembe Mutombo	C	7-2	245	Georgetown '91	1
14	Robert Pack	G	6-2	190	USC '91	1
23	Bryant Stith	G	6-5	208	Virginia '92	R
28	Robert Werdann	C	6-11	250	St. John's '92	R
34	Reggie Williams	F/G	6-7	195	Georgetown '87	5

Head Coach: Dan Issel (Kentucky '70)
Assistant Coaches: Gene Littles (High Point '69), Mike Evans (Kansas State '78)
Trainer: Jim Gillen (Ft. Hays State '74)

NUGGETS 1992-93 TEAM HIGHS & LOWS

	HIGH	LOW
Points	137 vs. Dallas, 4/21	80 @ Philadelphia, 3/23
Field Goals Made	54 vs. Dallas, 4/21	31 @ Minnesota, 1/15
Field Goals Attempted	115 @ Charlotte, 12/12	75 vs. Dallas, 2/6
Field Goal Percentage	(.575/50-87) @ Washington, 3/10	(.320/32-100) @ Chicago, 11/14
Three-Pointers Made	6 vs. LA Lakers, 3/2	*0 @ Golden State, 4/12
Three-Pointers Attempted	*12 @ Utah, 3/29	*1 @ San Antonio, 1/19
Three-Point Percentage	(.800/4-5) @ New Jersey, 1/28	*1(.000/0-4) @ Golden State, 4/12
Free Throws Made	44 vs. Dallas, 2/6	7 @ Houston, 12/26
Free Throws Attempted	57 vs. Dallas, 2/6	*10 vs. Cleveland, 1/23
Free Throw Percentage	(.952/20-21) @ Houston, 2/27	(.533/8-15) @ Phoenix, 12/27
Total Rebounds	65 vs. LA Clippers, 4/18	27 @ San Antonio, 1/19
Offensive Rebounds	25 vs. LA Clippers, 4/18	6 @ San Antonio, 1/19
Defensive Rebounds	44 vs. Miami, 3/15	18 vs. Orlando, 3/20
Assists	35 @ Dallas, 1/21	10 vs. Dallas, 2/6
Steals	14 vs. Minnesota, 4/4	*3 @ San Antonio, 4/22
Turnovers	34 @ LA Lakers, 11/22	6 vs. Cleveland, 1/23
Blocked Shots	16 vs. New York, 1/13	*2 @ Portland, 1/12
Fouls	38 @ Utah, 12/5	16 @ Cleveland, 3/8

OPPONENTS 1992-93 TEAM HIGHS & LOWS

	HIGH	LOW
Points	131 @ San Antonio, 4/22	83 by LA Clippers, 4/18
Field Goals Made	53 @ Cleveland, 3/8	30 by Dallas, 1/16
Field Goals Attempted	112 @ Miami, 2/15	70 @ Utah, 2/3
Field Goal Percentage	(.605/49-81) @ Boston, 12/9	(.347/35-101) by New York, 1/13
Three-Pointers Made	8 by Houston, 4/14	*0 by LA Clippers, 4/18
Three-Pointers Attempted	16 by LA Lakers, 3/2	0 by LA Lakers, 12/19
Three-Point Percentage	(1.000/5-5) @ San Antonio, 4/22	*1(.000/0-5) vs. LA Clippers, 4/18
Free Throws Made	41 by Philadelphia, 2/12	10 @ Minnesota, 3/16
Free Throws Attempted	51 by Minnesota, 11/21	11 @ Minnesota, 3/16
Free Throw Percentage	(.933/28-30) @ San Antonio, 4/22	(.517/15-29) @ Atlanta, 12/11
Total Rebounds	62 @ New Jersey, 3/6	31 by Sacramento, 11/25
Offensive Rebounds	24 @ New Jersey, 3/6	6 @ Boston, 12/9
Defensive Rebounds	46 @ Charlotte, 12/12	19 @ Seattle, 1/2
Assists	45 @ Cleveland, 3/8	11 by LA Clippers, 4/18
Steals	17 by Seattle, 2/23	2 @ Cleveland, 1/23
Turnovers	27 by Sacramento, 2/5	8 @ Washington, 3/10
Blocked Shots	17 @ Philadelphia, 3/23	0 by Minnesota, 4/4
Fouls	*36 @ Dallas, 2/24	11 @ Phoenix, 12/27

* Indicates repeated mark, and is the last time it happened.

1992-93 SEASON



1992-93 GAME-BY-GAME RESULTS (36-46)

NO.	DATE	OPP.	W-L	SCORE	HM.	RD.	TOT.	DEN. HIGH SCORER	OPP. HIGH SCORER	ATTEND.
1	11/7	SAN ANTONIO	W	125-121**	1-0	0-0	1-0	Abdul-Rauf-32	Robinson-30	17,022S
2	11/8	@Portland	L	104-123	1-0	0-1	1-1	Abdul-Rauf-32	Drexler-29	12,888
3	11/10	UTAH	L	109-118	1-1	0-1	1-2	Abdul-Rauf-27	K. Malone-29	10,456
4	11/14	@Chicago	L	84-117	0-1	0-2	1-3	Mutombo-17	Jordan-18	18,576
5	11/15	@Milwaukee	L	98-115	1-1	0-3	1-4	Abdul-Rauf-20	Edwards-32	14,882
6	11/17	@Indiana	L	98-128	1-1	0-4	1-5	Abdul-Rauf-23	Smits-27	10,034
7	11/19	DETROIT	W	99-87	2-1	0-4	2-5	Mutombo-23	Dumas-25	12,506
8	11/21	MINNESOTA	W	131-118	3-1	0-4	3-5	Lichti-24	Laethner-23	12,457
9	11/22	@LA Lakers	L	107-119	3-1	0-5	3-6	Abdul-Rauf-20	Threatt-32	13,841
10	11/25	SACRAMENTO	W	114-99	4-1	0-5	4-6	Abdul-Rauf-23	Richmond-20	8,467
11	11/27	@LA Clippers	W	109-106	4-1	1-5	5-6	Abdul-Rauf/Liberty-19	Harper-20	10,583
12	11/28	LA CLIPPERS	L	119-121	4-2	1-5	5-7	Ellis-27	M. Jackson-27	15,241
13	12/1	HOUSTON	W	112-105	5-2	1-5	6-7	Williams-35	Olajuwon-30	10,147
14	12/4	GOLDEN STATE	W	116-113	6-2	1-5	7-7	Mutombo-26	Mullin-34	12,936
15	12/5	@Utah	L	89-119	6-2	1-6	7-8	Ellis-14	K. Malone-30	19,911
16	12/9	@Boston	L	119-129	6-2	1-7	7-9	Abdul-Rauf-26	Lewis-36	14,890
17	12/11	@Atlanta	L	107-112*	6-2	1-8	7-10	Williams-27	Wilkins-33	10,885
18	12/12	@Charlotte	L	100-109	6-2	1-9	7-11	Williams-21	Three w/20	23,698
19	12/14	@New York	L	89-106	6-2	1-10	7-12	Abdul-Rauf-26	Smith-23	16,781
20	12/16	PORTLAND	L	99-100	6-3	1-10	7-13	Ellis-27	Drexler-25	11,816
21	12/19	LA LAKERS	L	86-92	6-4	1-11	7-14	Abdul-Rauf-21	Threatt-27	17,022S
22	12/22	@San Antonio	L	108-113	6-4	1-11	7-15	Plummer-20	Elliott/Ellis-23	16,857
23	12/23	PHOENIX	L	96-111	6-5	1-11	7-16	Abdul-Rauf-22	Majerle-25	17,022S
24	12/26	@Houston	L	82-90	6-5	1-12	7-17	Williams-16	Olajuwon-18	14,775
25	12/27	@Phoenix	L	88-129	6-5	1-13	7-18	Three w/12	Dumas-27	19,023
26	12/30	SAN ANTONIO	L	94-114	6-6	1-13	7-19	Abdul-Rauf-24	Robinson-29	17,022S
27	1/2	@Seattle	L	104-108	6-6	1-14	7-20	Williams-22	McKey-27	14,252
28	1/5	@Sacramento	L	106-126	6-6	1-15	7-21	Ellis-20	Richmond-25	17,317
29	1/8	HOUSTON	W	115-90	7-6	1-15	8-21	Williams/Abdul-Rauf-19	Olajuwon-18	13,032
30	1/9	SEATTLE	L	95-107	7-7	1-15	8-22	Williams/Pack-19	Kemp-25	12,833
31	1/12	@Portland	L	100-109	7-7	1-16	8-23	Williams-22	Robinson-19	12,888
32	1/13	NEW YORK	W	108-92	8-7	1-16	9-23	Williams-22	Starks-27	14,749
33	1/15	@Minnesota	L	89-99	8-7	1-17	9-24	Abdul-Rauf-20	Person-19	18,777
34	1/16	DALLAS	W	106-91	9-7	1-17	10-24	Pack-19	Harper-35	14,588
35	1/19	@San Antonio	L	110-121	9-7	1-18	10-25	Williams-30	Robinson-29	16,057
36	1/21	@Dallas	W	110-94	9-7	2-18	11-25	Abdul-Rauf-20	Moore-16	11,133
37	1/23	CLEVELAND	W	97-95	10-7	2-18	12-25	Abdul-Rauf-28	Nance/Price-20	17,022S
38	1/25	MINNESOTA	W	102-97	11-7	2-18	13-25	Abdul-Rauf-24	Person-28	10,178
39	1/27	@Golden State	W	95-123	11-7	2-19	13-26	Abdul-Rauf-17	Marculonis-21	15,025
40	1/28	NEW JERSEY	W	110-100	12-7	2-19	14-26	Abdul-Rauf-32	Petrovic-21	10,582
41	1/30	CHICAGO	W	109-102	13-7	2-19	15-26	Mutombo-29	Jordan-39	17,022S
42	2/3	@Utah	L	96-100	13-7	2-20	15-27	Liberty-20	K. Malone-28	19,911
43	2/5	SACRAMENTO	W	116-103	14-7	2-20	16-27	Williams-29	Webb-21	14,409
44	2/6	DALLAS	W	111-93	15-7	2-20	17-27	Williams-23	White-15	13,546
45	2/9	@Seattle	W	96-92	15-7	3-20	18-27	Liberty/Ellis-16	Johnson-22	12,093
46	2/10	@LA Lakers	L	102-111	15-7	3-21	18-28	Abdul-Rauf-20	Worthy-21	14,351
47	2/12	PHILADELPHIA	W	126-122	16-7	3-21	19-28	Abdul-Rauf-31	Hornacek-37	16,211
48	2/13	WASHINGTON	W	123-104	17-7	3-21	20-28	Pack-21	Johnson-21	17,022S
49	2/15	@Miami	L	129-130**	17-7	3-22	20-29	Abdul-Rauf-27	Shaw-23	14,888
50	2/17	@Orlando	L	99-111	17-7	3-23	20-30	Abdul-Rauf-25	O'Neal-24	15,151
51	2/23	SEATTLE	L	99-103	17-8	3-23	20-31	Stith-17	Pierce-26	15,102
52	2/24	@Dallas	W	113-92	17-8	4-23	21-31	Abdul-Rauf/Ellis-23	Harper-23	10,780
53	2/27	@Houston	L	102-107	17-8	4-24	21-32	Williams-24	Olajuwon-24	15,244
54	2/28	CHARLOTTE	W	110-103	18-8	4-24	22-32	Abdul-Rauf-28	Mourning-24	17,022S
55	3/2	LA LAKERS	W	127-115	18-8	4-24	23-32	Liberty-25	Threatt-25	17,022S
56	3/4	PORTLAND	W	103-88	20-8	4-24	24-32	Abdul-Rauf-28	Kersey-15	15,177
57	3/6	@New Jersey	L	90-117	20-8	4-25	24-33	Hammonds-18	Petrovic-25	20,049
58	3/8	@Cleveland	L	107-122	20-8	4-26	24-34	Pack-22	Wilkins-23	18,289
59	3/10	@Washington	W	126-112	20-8	5-26	25-34	Ellis/Mutombo-20	Gugliotta-26	18,756
60	3/11	@Detroit	L	104-112	20-8	5-27	25-35	Mutombo-27	Thomas-33	21,454
61	3/15	MIAMI	L	100-103*	20-9	5-27	25-36	Abdul-Rauf-22	Rice-30	13,009
62	3/16	@Minnesota	L	97-100	20-9	5-28	25-37	Abdul-Rauf-24	West-28	17,818
63	3/18	BOSTON	L	101-105	20-10	5-28	25-38	Pack-27	Lewis-24	16,194
64	3/20	ORLANDO	L	108-114	20-11	5-28	25-39	Williams-24	Anderson-37	17,022S
65	3/22	UTAH	W	107-93	21-11	5-28	26-39	Mutombo-21	J. Malone-19	17,022S
66	3/23	@Philadelphia	L	80-88	21-11	5-29	26-40	Ellis-18	Hawkins-19	7,132
67	3/25	GOLDEN STATE	W	99-88	22-11	5-29	27-40	Mutombo-21	Alexander-20	12,854
68	3/27	INDIANA	W	123-106	23-11	5-29	28-40	Williams-29	Miller-26	17,022S
69	3/29	@Utah	W	114-101	23-11	6-29	29-40	Abdul-Rauf-23	K. Malone-26	19,911
70	3/31	ATLANTA	L	94-103	23-12	6-29	29-41	Ellis-23	Wilkins-23	15,202
71	4/2	MILWAUKEE	W	116-107	24-12	6-29	30-41	Stith-24	Day-30	15,970
72	4/4	MINNESOTA	W	120-84	25-12	6-29	31-41	Abdul-Rauf-24	West-29	16,461
73	4/6	@Sacramento	W	101-100	25-12	7-29	32-41	Abdul-Rauf-20	Webb-20	17,117
74	4/9	@Phoenix	L	97-98	25-12	7-30	32-42	Abdul-Rauf-20	Barkley-26	19,023
75	4/10	@LA Clippers	L	101-117	25-12	7-31	32-43	Abdul-Rauf-23	Manning-21	14,354
76	4/12	@Golden State	W	107-96	25-12	8-31	33-43	Williams-33	Alexander-22	15,025
77	4/14	HOUSTON	L	96-107	25-13	8-31	33-44	Abdul-Rauf-24	Maxwell-30	15,375
78	4/16	@Dallas	L	86-99	25-13	8-32	33-45	Mutombo-21	Jackson-29	13,964
79	4/18	LA CLIPPERS	W	94-83	26-13	8-32	34-45	Abdul-Rauf-24	Harper-17	16,075
80	4/21	DALLAS	W	137-122	27-13	8-32	35-45	Ellis/Abdul-Rauf-21	Jackson-29	16,490
81	4/22	San Antonio	L	111-131	27-13	8-33	35-46	Abdul-Rauf-20	Ellis-30	16,057
82	4/25	PHOENIX	W	120-118	28-13	8-33	36-46	Abdul-Rauf-23	Dumas-25	17,022S

* Denotes number of overtime periods

\$ McNichols Arena sellout

NUGGETS SEASON-BY-SEASON



1993-94 ROSTER

NO.	PLAYER	POS	HT	WT	COLLEGE/YR	EXP
3	Mahmoud Abdul-Rauf	G	6-1	162	LSU '92	3
43	Kevin Brooks	F	6-8	200	SW Louisiana '91	2
20	LaPhonso Ellis	F	6-8	240	Notre Dame '92	1
21	Tom Hammonds	F	6-9	225	Georgia Tech '89	4
4	Darnell Mee	G	6-5	175	Western Kentucky '93	R
55	Dikembe Mutombo	C	7-2	250	Georgetown '91	2
14	Robert Pack	G	6-2	190	USC '91	2
42	Mark Randall	F	6-9	235	Kansas '91	2
7	Alvin Robertson	G	6-4	208	Arkansas '84	11
54	Rodney Rogers	F	6-7	255	Wake Forest '94	R
23	Bryant Stith	G	6-5	208	Virginia '92	1
8	Brian Williams	F	6-11	260	Arizona '92	2
34	Reggie Williams	F/G	6-7	195	Georgetown '87	6

Head Coach: Dan Issel (Kentucky '70)
Assistant Coaches: Gene Littles (High Point '69), Mike Evans (Kansas State '78)
Trainer: Jim Gillen (Ft. Hays State '74)

NUGGETS 1993-94 TEAM HIGHS & LOWS

	HIGH	LOW
Points	132 vs. Washington, 3/20	74 vs. San Antonio, 11/16
Field Goals Made	52 vs. Washington, 3/20	29 vs. Sacramento, 3/18
Field Goals Attempted	100 vs. Portland, 1/18	69 vs. New York, 2/25
Field Goal Percentage	(.597/43-72) vs. Dallas, 12/5	(.355/32-90) @ San Antonio, 2/10
Three-Pointers Made	7 vs. San Antonio, 3/14	*0 vs. LA Lakers, 4/19
Three-Pointers Attempted	14 vs. Sacramento, 3/18	0 vs. Minnesota, 12/26
Three-Point Percentage	(.583/7-12) vs. San Antonio, 3/14	*(.000/0-6) vs. LA Lakers, 4/19
Free Throws Made	41 vs. Sacramento, 3/18	8 vs. Philadelphia, 1/2
Free Throws Attempted	53 vs. Sacramento, 3/18	11 @ Portland, 11/23
Free Throw Percentage	(.900/18-20) @ Houston, 2/22	(.526/10-19) @ Minnesota, 11/20
Total Rebounds	61 @ Houston, 12/23	31 vs. Philadelphia, 1/2
Offensive Rebounds	24 @ LA Clippers, 11/7	4 @ Phoenix, 4/3
Defensive Rebounds	44 @ Houston, 12/23	18 vs. Golden State, 11/13
Assists	39 @ Milwaukee, 2/16	13 vs. LA Clippers, 11/7
Steals	16 vs. Golden State, 11/13	2 @ San Antonio, 12/11
Turnovers	24 @ Charlotte, 12/17	7 vs. San Antonio, 3/14
Blocked Shots	18 vs. LA Clippers, 4/5	1 @ San Antonio, 12/11
Fouls	32 @ Minnesota, 1/5	13 @ LA Lakers, 4/8

OPPONENTS 1993-94 TEAM HIGHS & LOWS

	HIGH	LOW
Points	130 @ Phoenix, 11/24	78 @ San Antonio, 4/13
Field Goals Made	49 @ Seattle, 11/9	*29 @ San Antonio, 4/13
Field Goals Attempted	99 by Charlotte, 12/3	69 @ San Antonio, 4/13
Field Goal Percentage	(.585/48-82) by Chicago, 2/1	(.312/29-93) @ LA Lakers, 11/12
Three-Pointers Made	8 @ Seattle, 11/9	0 vs. Minnesota, 3/6
Three-Pointers Attempted	20 by Sacramento, 3/18	*1 @ Indiana, 1/12
Three-Point Percentage	(.625/5-8) by Sacramento, 3/18	(.000/0-2) vs. Minnesota, 3/6
Free Throws Made	36 @ Indiana, 1/12	11 by LA Clippers, 4/5
Free Throws Attempted	46 @ Phoenix, 11/24	16 by LA Clippers, 4/5
Free Throw Percentage	(1.000/20-20) by Portland, 1/18	(.520/13-25) by LA Lakers, 4/19
Total Rebounds	53 @ Miami, 3/9	30 by Washington, 3/20
Offensive Rebounds	23 @ Orlando, 3/8	5 @ Indiana, 1/12
Defensive Rebounds	39 by Golden State, 12/30	19 @ LA Lakers, 4/8
Assists	37 @ Phoenix, 11/24	10 by Dallas, 2/6
Steals	16 @ Washington, 3/11	2 by Boston, 2/23
Turnovers	24 @ LA Clippers, 4/20	6 by Chicago, 2/1
Blocked Shots	13 by Golden State, 12/30	1 by Cleveland, 11/18
Fouls	37 by Sacramento, 3/18	14 @ Milwaukee, 2/16

* Indicates repeated mark, and is the last time it happened.

1993-94 SEASON



1993-94 GAME-BY-GAME RESULTS (42-40)

NO.	DATE	OPP.	W-L	SCORE	HM.	RD.	TOT.	DEN. HIGH SCORER	OPP. HIGH SCORER	ATTEND.
1	11/5	@Sacramento	L	100-109	0-0	0-1	0-1	Abdul-Rauf-25	Tisdale-21	17,317
2	11/7	LA CLIPPERS	W	99-97	1-0	0-1	1-1	Abdul-Rauf-26	Manning-33	17,171*
3	11/9	@Seattle	L	86-118	1-0	0-2	1-2	Abdul-Rauf-25	Perkins-28	14,253
4	11/12	@LA Lakers	W	113-94	1-0	1-2	2-2	Abdul-Rauf-25	Christie-21	11,215
5	11/13	GOLDEN STATE	L	98-106	1-1	1-2	2-3	Abdul-Rauf-28	Sprowell-19	17,171*
6	11/16	SAN ANTONIO	L	74-86	1-2	1-2	2-4	Abdul-Rauf-16	Ellis/Robinson-17	13,549
7	11/18	CLEVELAND	W	100-93	2-2	1-2	3-4	Abdul-Rauf-22	Williams-20	13,381
8	11/20	@Minnesota	W	90-89	2-2	2-2	4-4	Abdul-Rauf/Stith-22	Rider-20	18,023
9	11/23	@Portland	L	94-109	2-2	2-3	4-5	Abdul-Rauf-24	Drexler-27	12,888
10	11/24	@Phoenix	L	97-130	2-2	2-4	4-6	Ellis-14	Barkley-21	19,023
11	11/26	PORTLAND	W	112-101	3-2	2-4	5-6	Abdul-Rauf/Stith-28	C. Robinson-28	17,171*
12	11/27	NEW JERSEY	W	111-89	4-2	2-4	6-6	Rogers-23	Edwards-27	16,127
13	11/30	@Utah	L	92-103	4-2	2-5	6-7	Abdul-Rauf-18	K. Malone-28	10,546
14	12/3	CHARLOTTE	W	102-94	5-2	2-5	7-7	Abdul-Rauf-25	Mourning-38	17,171*
15	12/5	DALLAS	W	115-110	6-2	2-5	8-7	Abdul-Rauf-22	Mashburn-29	13,991
16	12/7	@Golden State	L	90-95	6-2	2-6	8-8	R. Williams-16	Sprowell-23	15,025
17	12/10	UTAH	W	107-98	7-2	2-6	9-8	Abdul-Rauf-25	K. Malone-27	16,327
18	12/11	@San Antonio	L	100-105	7-2	2-7	9-9	Stith-33	Robinson-31	16,784
19	12/14	@New York	L	84-93	7-2	2-8	9-10	Ellis-21	Ewing-20	19,763
20	12/15	@Philadelphia	L	93-101	7-2	2-9	9-11	Abdul-Rauf-23	Horaceck-25	9,243
21	12/17	@Charlotte	L	95-99	7-2	2-10	9-12	Stith-17	O'Quinn-26	23,658
22	12/18	@Atlanta	L	96-102	7-2	2-11	9-12	Abdul-Rauf-22	Willis-31	12,505
23	12/21	PHOENIX	W	121-95	8-2	2-11	10-13	Abdul-Rauf-27	Green-20	17,171*
24	12/23	@Houston	W	106-93	8-2	3-11	11-13	Abdul-Rauf-24	Olajuwon-35	16,611
25	12/26	MINNESOTA	W	100-97	9-2	3-11	12-13	Ellis/R. Williams-16	Person-22	17,171*
26	12/28	@Dallas	W	97-85	9-2	4-11	13-13	Stith-21	Rooks-25	14,136
27	12/30	GOLDEN STATE	W	101-96	10-2	4-11	14-13	Abdul-Rauf-22	Sprowell-28	17,171*
28	1/2	PHILADELPHIA	L	80-96	10-3	4-11	14-14	Ellis-15	Weatherspoon-21	13,496
29	1/4	LA LAKERS	L	118-119	10-4	4-11	14-15	R. Williams-27	Worthy-27	17,171*
30	1/5	@Minnesota	L	95-109	10-4	4-12	14-18	Abdul-Rauf-25	Williams-22	17,134
31	1/7	SAN ANTONIO	L	76-84	10-5	4-12	14-17	R. Williams-18	Robinson-18	16,035
32	1/8	SACRAMENTO	W	104-98	11-5	4-12	15-17	Ellis-22	Richmond-28	14,709
33	1/11	@Detroit	W	94-86	11-5	5-12	16-17	Ellis/R. Williams-19	Dumars-18	17,685
34	1/12	@Indiana	L	96-107	11-5	5-13	16-18	Stith-20	Miller-29	9,335
35	1/14	@New Jersey	L	96-103	11-5	5-14	16-19	Three w/15	Gilliam-24	20,049
36	1/16	@Boston	L	100-105	11-5	5-15	16-20	Abdul-Rauf-20	Radja-29	14,890
37	1/18	PORTLAND	L	103-104*	11-6	5-15	16-21	Ellis-28	C. Robinson-32	14,295
38	1/20	HOUSTON	W	111-106**	12-6	5-15	17-21	R. Williams-25	K. Malone-24	14,897
39	1/22	SEATTLE	W	98-91	13-6	5-15	18-21	Abdul-Rauf-22	Kemp-26	17,171*
40	1/27	INDIANA	W	113-106	14-6	5-15	19-21	Rogers-25	Miller-21	15,529
41	1/29	DETROIT	W	128-110	15-6	5-15	20-21	Stith-23	Dumars-31	17,171*
42	2/1	CHICAGO	L	98-118	15-7	5-15	20-22	Rogers-18	Pippen-28	17,171*
43	2/2	@Golden State	L	84-97	15-7	5-16	20-23	Ellis-18	Mullin-22	15,025
44	2/4	@Sacramento	W	108-83	15-7	6-16	21-23	Ellis-19	Smith-14	17,317
45	2/6	DALLAS	W	99-89	16-7	6-16	22-23	Ellis-21	Mashburn-17	15,389
46	2/8	UTAH	L	95-96	16-8	6-16	22-24	Rogers-23	K. Malone-24	14,897
47	2/10	@San Antonio	L	87-92	15-9	6-17	22-25	Ellis-23	Robinson-29	17,583
48	2/15	@Cleveland	L	99-111	16-8	6-18	22-26	Abdul-Rauf/Ellis-21	Wilkins-27	17,124
49	2/16	@Milwaukee	W	107-95	16-8	7-18	23-26	Abdul-Rauf-21	Barry-17	14,131
50	2/18	@Chicago	W	109-84	16-8	8-18	24-26	Stith-28	Pippen-18	18,676
51	2/20	ATLANTA	W	97-92	17-8	8-18	25-26	Abdul-Rauf-19	Willis-20	17,171*
52	2/22	@Houston	L	97-98	17-8	8-19	25-27	Ellis-19	Olajuwon-33	12,043
53	2/23	BOSTON	W	102-94	18-8	8-19	26-27	Ellis-29	Fox-20	17,171*
54	2/25	NEW YORK	W	102-94	19-8	8-19	27-27	Abdul-Rauf-28	Ewing-37	17,171*
55	2/27	@Portland	L	97-104	19-8	8-20	27-28	Abdul-Rauf-28	Drexler-22	12,898
56	3/4	ORLANDO	W	99-89	20-8	8-20	28-28	R. Williams-20	Hardaway-23	17,171*
57	3/6	MINNESOTA	W	117-97	21-8	8-20	29-28	Abdul-Rauf-23	Smith-25	17,171*
58	3/8	@Orlando	L	88-95	21-8	8-21	29-29	Abdul-Rauf-21	O'Neal-29	15,291
59	3/9	@Miami	L	80-102	21-8	8-22	29-30	Rogers-14	Rice-26	14,929
60	3/11	@Washington	L	93-100	21-8	8-23	29-31	R. Williams/Rogers-19	MacLean-22	18,756
61	3/14	SAN ANTONIO	W	116-88	22-8	8-23	30-31	Abdul-Rauf-33	Del Negro-16	17,171*
62	3/17	@LA Clippers	W	102-99	22-8	8-23	31-31	Mutombo/Abdul-Rauf-21	Wilkins-35	9,661
63	3/18	SACRAMENTO	L	103-115	22-9	8-23	31-32	Pack-24	Richmond-27	17,171*
64	3/20	WASHINGTON	W	132-99	23-9	8-23	32-32	Abdul-Rauf-23	Chapman-39	17,171*
65	3/22	MILWAUKEE	W	108-94	24-9	8-23	33-32	Abdul-Rauf-22	Murdoch-30	15,424
66	3/24	MIAMI	W	113-101	25-9	8-23	34-32	Abdul-Rauf-25	Rice-18	17,171*
67	3/26	DALLAS	W	112-101	26-9	8-23	35-32	Mutombo-27	Jackson-20	17,171*
68	3/28	@Seattle	L	97-111	26-9	8-24	35-33	Ellis-20	Payton-23	14,551
69	4/2	@Utah	L	91-101	26-9	8-25	35-34	Abdul-Rauf-19	Malone-31	19,911
70	4/3	@Phoenix	L	98-108	26-9	8-26	35-35	Abdul-Rauf-21	K. Johnson-42	19,023
71	4/5	LA CLIPPERS	L	91-92	26-10	8-26	35-36	Abdul-Rauf/Ellis-21	Grant-26	16,716
72	4/7	SEATTLE	W	104-90	27-10	8-26	36-36	R. Williams-24	Kemp-20	17,171*
73	4/8	@LA Lakers	W	112-99	27-10	10-26	37-36	Rogers-21	Divac-32	12,505
74	4/10	HOUSTON	L	92-93	27-11	10-26	37-37	Abdul-Rauf-29	Olajuwon-31	17,171*
75	4/12	PHOENIX	L	102-107	27-12	10-26	37-38	Abdul-Rauf-25	K. Johnson-25	17,171*
76	4/13	@San Antonio	W	83-78	27-12	11-26	38-38	Rogers-18	Robinson-32	16,746
77	4/15	@Dallas	L	97-99	27-12	11-27	38-39	Ellis-23	Rooks-24	12,048
78	4/17	@Minnesota	W	99-88	27-12	12-27	39-39	Ellis-21	Laetner-19	17,388
79	4/19	LA LAKERS	W	105-98	28-12	12-27	40-39	Ellis-28	Divac-22	17,171*
80	4/20	@LA Clippers	W	100-85	28-12	13-27	41-39	Ellis-21	J. Williams-16	11,931
81	4/22	UTAH	L	106-113	28-13	13-27	41-40	Abdul-Rauf-31	Malone-38	17,171*
82	4/24	@Houston	W	115-107	28-13	14-27	42-40	Pack-23	Olajuwon-34	16,611

* Denotes number of overtime periods \$ McNichols Arena sellout

NUGGETS SEASON-BY-SEASON



1994-95 SEASON

1994-95 ROSTER

NO.	PLAYER	POS	HT	WT	COLLEGE/YR	EXP
1	Mahmoud Abdul-Rauf	G	6-1	162	LSU '92	4
2	Dale Ellis	F/G	6-7	215	Tennessee '83	11
20	LaPhonso Ellis	F	6-8	240	Notre Dame '92	2
9	Greg Grant	G	5-7	140	Trenton (N.J.) State '89	5
21	Tom Hammonds	F	6-9	225	Georgia Tech '89	5
53	Cliff Levingston	C/F	6-8	225	Wichita State '82	10
55	Dikembe Mutombo	C	7-2	250	Georgetown '91	3
14	Robert Pack	G	6-2	190	USC '91	3
42	Mark Randall	F	6-9	235	Kansas '91	3
7	Eldridge Recasner	G	6-3	190	Washington '90	R
54	Rodney Rogers	F	6-7	255	Wake Forest '94	1
5	Jalen Rose	G	6-8	210	Michigan '95	R
35	Reggie Slater	F	6-7	250	Wyoming '92	R
23	Bryant Stith	G	6-5	208	Virginia '92	2
8	Brian Williams	F	6-11	260	Arizona '92	3
34	Reggie Williams	F/G	6-7	195	Georgetown '87	7

Head Coach: Bernie Bickerstaff (San Diego '68)
Assistant Coaches: Gene Littles (High Point '69), Tom Nissalke (Florida State '57)
Trainer: Jim Gillen (Ft. Hays State '74)

NUGGETS 1994-95 TEAM HIGHS & LOWS

	HIGH	LOW
Points	130 @ Golden State, 4/22	73 @ Golden State, 1/16
Field Goals Made	50 @ Golden State, 4/22	26 @ Utah, 2/1
Field Goals Attempted	104 @ Golden State, 4/22	66 vs. Utah, 2/26
Field Goal Percentage	(.613/46-75) vs. Sacramento, 3/16	(.351/26-74) @ Utah, 2/1
Three-Pointers Made	11 vs. Houston, 1/14	1 vs. Detroit, 11/17
Three-Pointers Attempted	28 @ Utah, 3/22	5 @ Boston, 12/12
Three-Point Percentage	(.714/5-7) vs. Portland, 3/8	(.083/1-12) vs. Detroit, 11/17
Free Throws Made	39 vs. Minnesota, 11/4	*7 @ Philadelphia, 2/18
Free Throws Attempted	50 vs. San Antonio, 11/15	9 @ Philadelphia, 2/18
Free Throw Percentage	(.895/17-19) @ Milwaukee, 3/12	(.536/15-28) vs. New Jersey, 1/27
Total Rebounds	67 @ LA Lakers, 11/11 (OT)	28 @ Boston, 12/12
Offensive Rebounds	23 @ LA Lakers, 11/11 (OT)	6 @ Indiana, 3/31
Defensive Rebounds	44 @ LA Lakers, 11/11 (OT)	19 @ Utah, 2/1
Assists	36 @ Golden State, 4/22	*13 @ New York, 3/14
Steals	17 @ Golden State, 4/22	1 vs. Charlotte, 12/3
Turnovers	32 @ LA Lakers, 11/11 (OT)	*9 vs. Houston, 4/9
Blocked Shots	*13 vs. San Antonio, 4/16	*2 @ Washington, 2/19
Fouls	42 @ Golden State, 4/22	13 @ LA Lakers, 2/3

OPPONENTS 1994-95 TEAM HIGHS & LOWS

	HIGH	LOW
Points	129 @ Golden State, 4/22	74 @ LA Lakers, 2/3
Field Goals Made	51 @ Utah, 2/1	25 @ Golden State, 1/16
Field Goals Attempted	115 @ LA Lakers 11/11	59 @ Seattle, 2/24
Field Goal Percentage	(.600/51-85) @ Utah, 2/1	(.313/30-96) @ Dallas, 12/1
Three-Pointers Made	16 by Houston, 4/9	*1 by Minnesota, 4/19
Three-Pointers Attempted	31 @ Phoenix, 1/17	4 @ Utah, 2/1
Three-Point Percentage	(.700/7-10) by Utah, 2/26	(.063/1-16) @ Dallas, 12/1
Free Throws Made	35 by Seattle, 4/6	7 @ LA Lakers, 2/3
Free Throws Attempted	47 by Seattle, 4/6	9 @ LA Lakers, 2/3
Free Throw Percentage	(.917/33-36) by San Antonio, 12/21	(.474/9-19) @ Houston, 1/31
Total Rebounds	64 @ Golden State, 4/22	23 by Utah, 2/26
Offensive Rebounds	32 @ Dallas, 11/8	4 @ Detroit, 3/10
Defensive Rebounds	46 @ Golden State, 4/22	18 by Utah, 2/26
Assists	41 @ Utah, 2/1	9 by LA Lakers, 2/7
Steals	*18 @ Seattle, 2/24	1 by Golden State, 11/5
Turnovers	*24 @ Golden State, 4/22	9 @ Phoenix, 1/17
Blocked Shots	13 @ Utah, 3/22	0 by Phoenix, 4/14
Fouls	38 @ LA Lakers, 11/11	13 Houston, 1/31

* Indicates repeated mark, and is the last time it happened.

1994-95 SEASON



1994-95 GAME-BY-GAME RESULTS (41-41)

NO.	DATE	OPP.	W-L	SCORE	HM.	RD.	TOT.	DEN. HIGH SCORER	OPP. HIGH SCORER	ATTEND.
1	11/4	MINNESOTA	W	130-108	1-0	0-0	1-0	Stith-25	Marshall-26	17,171s
2	11/5	GOLDEN ST.	L	104-108	1-1	0-0	1-1	Rogers-22	Hardaway-28	17,171s
3	11/8	@Dallas	W	115-107	1-1	0-0	2-1	Rogers-28	Jackson-37	12,526
4	11/11	@L.A. Lakers	W	124-117*	1-1	0-0	3-1	Stith-23	Van Exel-21	16,850
5	11/12	UTAH	W	119-110	2-1	2-0	4-1	Pack-26	Hornacek-35	17,171s
6	11/15	SAN ANTONIO	W	112-99	3-1	2-0	5-1	Pack-20	Robinson-33	17,171s
7	11/17	DETROIT	L	92-94	3-2	2-0	5-2	Stith-22	Dumars-21	17,171s
8	11/19	HOUSTON	L	101-109	3-3	2-0	5-3	R.Williams-26	Olajuwon-26	17,171s
9	11/23	CHICAGO	W	113-111	4-3	2-0	6-3	Rogers-31	Pippen-29	17,171s
10	11/25	@Sacramento	L	105-108*	4-3	2-1	6-4	Pack-24	Richmond-33	17,317
11	11/26	DALLAS	L	123-124*	4-4	2-1	6-5	Rogers-25	Jackson-50	17,171s
12	11/29	@Houston	L	81-96	4-4	2-1	6-6	Rogers-16	Olajuwon-27	14,295
13	12/1	@Dallas	W	89-80	4-4	3-2	7-6	Rogers-25	Jackson-26	13,929
14	12/3	CHARLOTTE	W	99-98	5-4	3-2	8-6	Rogers,Stith-17	Curry-19	17,171s
15	12/6	@Minnesota	W	102-95	5-4	4-2	9-6	D.Ellis-18	West-25	13,669
16	12/10	WASHINGTON	W	111-89	6-4	4-2	10-6	Abdul-Rauf-31	Cheaney-17	14,890
17	12/12	@Boston	L	103-113	6-4	4-3	10-7	Stith-21	Brown,Elisson-19	17,171s
18	12/14	@Orlando	L	96-120	6-4	4-4	10-8	Slater-16	O'Neal-24	16,010
19	12/15	@Miami	W	101-99	6-4	5-4	11-8	R.Williams-21	Williams-29	14,531
20	12/17	@Charlotte	L	92-111	6-4	5-5	11-9	Abdul-Rauf-15	Hawkins-28	23,698
21	12/19	BOSTON	W	104-95	7-4	5-5	12-9	Abdul-Rauf-27	Robinson-31	17,171s
22	12/21	SAN ANTONIO	L	97-111	7-5	5-5	12-10	Abdul-Rauf-21	Robinson-34	17,171s
23	12/23	@Phoenix	L	110-126	7-5	5-6	12-11	Abdul-Rauf-22	Johnson-21	19,023
24	12/25	SEATTLE	W	105-96	8-5	5-6	13-11	Abdul-Rauf-23	Gill,Schrempf-21	17,171s
25	12/27	INDIANA	L	91-95	8-6	5-6	13-12	Abdul-Rauf-23	Smits-33	17,171s
26	12/29	@Portland	L	93-104	8-6	5-7	13-13	Abdul-Rauf-18	C.Robinson-27	12,888
27	12/30	PORTLAND	W	118-114	9-6	5-7	14-13	Abdul-Rauf-26	Drexler-39	17,171s
28	1/3	@Minnesota	W	108-99*	9-6	6-7	15-13	Pack-23	Rider-26	12,739
29	1/4	@Chicago	L	80-86	9-6	6-8	15-14	Mutombo-18	Pippen-21	22,198
30	1/7	PHOENIX	L	100-109	9-7	6-8	15-15	Stith-16	Barley-22	17,171s
31	1/8	MILWAUKEE	W	102-96*	10-7	6-8	16-15	Pack,R.Williams,Stith-16	Robinson-21	17,171s
32	1/11	@Utah	L	88-114	10-7	6-9	16-16	D.Ellis,Rose-15	Malone-22	19,911
33	1/12	DALLAS	W	94-78	11-7	6-9	17-16	Rogers-16	Jackson,Mashburn-15	17,171s
34	1/14	HOUSTON	W	118-104	12-7	6-9	18-16	Abdul-Rauf-36	Olajuwon-41	17,171s
35	1/16	@Golden St.	L	73-77	12-7	6-10	18-17	Rogers-20	Hardaway-21	15,025
36	1/17	@Phoenix	L	113-129	12-7	6-11	18-18	Abdul-Rauf-27	Majerle-32	19,023
37	1/20	ORLANDO	L	108-112*	12-8	6-11	18-19	Mutombo,R.Williams-15	Hardaway-27	17,171s
38	1/21	CLEVELAND	L	100-101**	12-9	6-11	19-20	D.Ellis-24	Smith-20	17,171s
39	1/24	@Seattle	L	89-111	12-9	6-12	19-21	Abdul-Rauf-27	Kemp-19	16,352
40	1/27	NEW JERSEY	W	96-90	13-9	6-12	19-21	D.Ellis-17	Anderson-19	17,171s
41	1/28	@San Antonio	L	77-103	13-9	6-13	19-22	Pack-12	Elliott-31	32,820
42	1/31	@Houston	L	74-86	13-9	6-14	19-23	Rogers-23	Olajuwon-25	14,761
43	2/1	@Utah	L	88-129	13-9	6-15	19-24	Stith-16	Malone-30	19,911
44	2/3	@L.A. Lakers	W	88-74	13-9	7-15	20-24	Rogers-24	Divac-27	14,493
45	2/7	L.A. LAKERS	L	83-85	13-10	7-15	20-25	D.Ellis-18	Jones-20	17,171s
46	2/9	GOLDEN ST.	L	101-109	13-11	7-15	20-26	R.Williams-18	Sprowell-30	17,171s
47	2/14	ATLANTA	L	89-93	13-12	7-15	20-27	R.Williams-29	Rice-24	17,171s
48	2/16	@New Jersey	L	94-100	13-12	7-16	20-28	Abdul-Rauf-25	Anderson-20	15,692
49	2/18	@Philadelphia	L	89-95	13-12	7-17	20-29	Abdul-Rauf-19	Barros-24	16,084
50	2/19	@Washington	W	94-92	13-12	8-17	21-29	Abdul-Rauf-23	Cheaney-27	18,756
51	2/21	L.A. CLIPPERS	W	118-80	14-12	8-17	22-29	Pack-20	Piatkowski-14	17,171s
52	2/23	PHILADELPHIA	W	105-75	15-12	8-17	23-29	R.Williams-20	Grayer-27	17,171s
53	2/24	@Seattle	L	86-90	15-12	8-18	23-30	R.Williams-17	Schrempf-22	18,056
54	2/26	UTAH	L	96-110	15-13	8-18	23-31	Abdul-Rauf-19	Malone-34	17,171s
55	2/28	MINNESOTA	W	114-101	16-13	8-18	24-31	Mutombo-26	Rider-20	17,171s
56	3/3	MIAMI	W	100-98	17-13	8-18	25-31	Abdul-Rauf-22	Fox-24	17,171s
57	3/4	@L.A. Clippers	W	101-89	17-13	9-18	26-31	Mutombo-21	Vaught-17	9,334
58	3/7	@Dallas	W	99-96	17-13	10-18	27-31	Abdul-Rauf-29	Mashburn,Tarpley-26	14,954
59	3/8	@Atlanta	L	88-99	17-13	10-19	27-32	Rose-21	Norman-33	11,424
60	3/10	@Detroit	W	99-88	17-13	11-19	28-32	Rose-20	Houston-36	21,454
61	3/12	@Milwaukee	W	109-93	17-13	12-19	29-32	Rogers-21	Baker-21	17,189
62	3/14	@New York	L	74-94	17-13	12-20	29-33	Abdul-Rauf-15	Ewing-21	19,763
63	3/16	SACRAMENTO	W	123-101	18-13	12-20	30-33	Abdul-Rauf,D.Ellis-19	Richmond-17	17,171s
64	3/18	PORTLAND	W	110-90	18-13	12-20	31-33	Abdul-Rauf,Rogers-17	C.Robinson-17	17,171s
65	3/20	@Sacramento	L	89-91	19-13	12-21	31-34	Abdul-Rauf-27	Richmond-20	17,317
66	3/22	@Utah	L	91-103	19-13	12-22	31-35	Abdul-Rauf-22	Malone-23	19,911
67	3/23	NEW YORK	L	101-104	19-14	12-22	31-36	Abdul-Rauf-30	Ewing-22	17,171s
68	3/26	@Portland	W	102-98	19-14	13-22	32-36	Stith-19	Strickland-32	12,888
69	3/27	L.A. CLIPPERS	W	113-104	20-14	13-22	33-36	R.Williams-21	Murray,Piatkowski-18	17,171s
70	3/31	@Indiana	W	107-92	20-14	14-22	34-36	Abdul-Rauf,Mutombo-22	Smits-23	16,705
71	4/2	@Cleveland	W	104-101	20-14	15-22	35-36	Abdul-Rauf-32	Price-21	20,562
72	4/4	L.A. LAKERS	L	101-104	20-15	15-22	35-37	R.Williams-23	Jones,Van Exel-19	17,171s
73	4/6	SEATTLE	L	100-106	20-16	15-22	35-38	Abdul-Rauf-29	Schrempf-27	17,171s
74	4/9	HOUSTON	L	120-123	20-17	15-22	35-39	Abdul-Rauf-34	Drexler-34	17,171s
75	4/10	@Minnesota	W	114-107	20-17	16-22	36-39	Abdul-Rauf,R.Williams-20	Gugliotta-30	16,161
76	4/13	@L.A. Clippers	W	125-103	20-17	17-22	37-39	R.Williams-31	Dehere-25	9,481
77	4/14	PHOENIX	W	102-87	21-17	17-22	38-39	Stith-27	Johnson-24	17,171s
78	4/16	SAN ANTONIO	L	109-112*	21-18	17-22	38-40	Rogers-31	Robinson-42	17,171s
79	4/18	@San Antonio	L	96-107	21-18	17-23	38-41	Rose,Stith-20	Robinson-30	18,481
80	4/19	MINNESOTA	W	106-81	22-18	17-23	39-41	R.Williams-26	Laetner-23	17,171s
81	4/22	@Golden St.	W	130-129**	23-18	18-23	40-41	R.Williams-27	Marshall-28	15,025
82	4/23	SACRAMENTO	W	102-89	23-18	18-23	41-41	R.Williams-23	Richmond-32	17,171s

* Denotes number of overtime periods

\$ McNichols Arena sellout

NUGGETS SEASON-BY-SEASON



1995-96 ROSTER

NO.	PLAYER	POS	HT	WT	COLLEGE/YR	EXP
1	Mahmoud Abdul-Rauf	G	6-1	162	LSU '92	5
8	Rastko Cvetkovic	C	7-1	260	Yugoslavia '95	R
3	Dale Ellis	G/F	6-7	215	Tennessee '83	12
20	LaPhonso Ellis	F	6-8	240	Notre Dame '92	3
50	Matt Fish	C	6-11	235	UNC-Wilmington '92	1
9	Greg Grant	G	5-7	140	Trenton (NJ) State '89	5
21	Tom Hammonds	F	6-9	225	Georgia Tech '89	6
7	Don MacLean	F	6-10	225	UCLA '92	3
24	Antonio McDyess	F	6-9	220	Alabama '97	R
55	Dikembe Mutombo	C	7-2	250	Georgetown '91	4
11	Doug Overton	G	6-3	190	La Salle '91	3
5	Jalen Rose	G	6-8	210	Michigan '95	1
23	Bryant Stith	G	6-5	208	Virginia '92	3
34	Reggie Williams	F/G	6-7	195	Georgetown '87	8

Head Coach: Bernie Bickerstaff (San Diego '68)

Assistant Coaches: Gene Littles (High Point '69), Bob Kloppenburg (USC '50)

Trainer: Jim Gillen (Ft. Hays State '74)

NUGGETS 1995-96 TEAM HIGHS & LOWS

	HIGH	LOW
Points	137 @ Phoenix (30T), 11/15	69 @ Portland, 1/16
Field Goals Made	53 @ Phoenix (30T), 11/15	25* @ Indiana, 12/12
Field Goals Attempted	110 @ Phoenix (30T), 11/15	63 @ Seattle, 1/24
Field Goal Percentage	(.562/41-73) @ Toronto, 3/18	(.325/25-77) @ Indiana, 12/12
Three-Pointers Made	14 @ Utah, 12/7	0 vs. Washington, 2/27
Three-Pointers Attempted	26* @ Sacramento, 1/4	5* @ Sacramento, 4/15
Three-Point Percentage	(.667/4-6) @ Vancouver, 3/28	(.000/0-6) vs. Washington, 2/27
Free Throws Made	35* @ Toronto, 3/18	5 @ Chicago, 3/15
Free Throws Attempted	43 vs. Detroit, 12/4	10 @ Chicago, 3/15
Free Throw Percentage	(.941/32-34) vs. Seattle, 11/8	(.500*/5-10) @ Chicago, 3/15
Total Rebounds	62 vs. LA Lakers, 4/9	25 @ Portland, 2/22
Offensive Rebounds	26 vs. Vancouver, 4/19	5* vs. Portland, 4/5
Defensive Rebounds	42* vs. Charlotte (20T), 3/26	18 vs. Indiana, 1/2
Assists	37 vs. Dallas, 12/26	9 @ Indiana, 12/12
Steals	14 vs. LA Clippers, 2/8	1* vs. LA Lakers, 4/9
Turnovers	27* vs. Vancouver, 4/19	7 vs. Charlotte (20T), 3/26
Blocked Shots	16 vs. Toronto, 1/27	1 @ Golden State, 4/4
Fouls	39 @ Phoenix (30T), 11/15	36 by Atlanta, 11/21

OPPONENTS 1995-96 TEAM HIGHS & LOWS

	HIGH	LOW
Points	137 by Dallas, 2/29	78 by Minnesota, 4/2
Field Goals Made	52 @ Orlando, 2/13	24 by Detroit, 12/4
Field Goals Attempted	103 by Charlotte (20T), 3/26	65 by Detroit, 12/4
Field Goal Percentage	(.605/46-76) @ Indiana, 12/12	(.337/33-98) by Toronto, 1/27
Three-Pointers Made	18 by Dallas, 2/29	1* by Sacramento, 1/20
Three-Pointers Attempted	37 by Dallas, 2/29	5 @ New Jersey, 3/21
Three-Point Percentage	(.875/7-8) by LA Clippers, 12/23	(.059/1-17) by Miami, 1/6
Free Throws Made	37 @ Phoenix (30T), 11/15	7* by Milwaukee, 3/30
Free Throws Attempted	46 @ Phoenix (30T), 11/15	8 @ Chicago, 3/15
Free Throw Percentage	(.933*/14-15) @ Vancouver, 1/10	(.538/7-13) by Milwaukee, 3/30
Total Rebounds	62 by Charlotte (20T), 3/26	26 by Cleveland, 1/12
Offensive Rebounds	24 @ Utah, 12/7	4 by Vancouver, 4/19
Defensive Rebounds	45 by Charlotte (20T), 3/26	18 by Golden State, 3/9
Assists	36 @ Houston, 4/11	12* by Seattle, 4/21
Steals	18 by Vancouver, 4/19	2 by Sacramento, 4/15
Turnovers	27 @ LA Lakers, 1/3	4 by LA Lakers, 4/9
Blocked Shots	12* by LA Lakers, 4/9	1* @ Seattle, 1/24
Fouls	36 by Atlanta, 11/21	12 @ Orlando, 2/13

* Indicates repeated mark, and is the last time it happened.

1995-96 SEASON



1995-96 GAME-BY-GAME RESULTS (35-47)

NO.	DATE	OPP.	W-L	SCORE	HM.	RD.	TOT.	DEN. HIGH SCORER	OPP. HIGH SCORER	ATTEND.
1	11/3	@ L.A. Lakers	L	96-98	0-0	0-1	0-1	Abdul-Rauf-32	Ceballos-26	16,345
2	11/4	SAN ANTONIO	L	108-116	0-1	0-1	0-2	Abdul-Rauf-30	Elliott-32	17,171*
3	11/7	@ Golden State	L	93-96	0-1	0-2	0-3	Abdul-Rauf-17	Sprewell-30	15,025
4	11/8	SEATTLE	L	117-122	0-2	0-2	0-4	Abdul-Rauf-28	Schrampf-35	17,171*
5	11/10	@ Utah	L	86-109	0-2	0-3	0-5	MacLean-16	Malone-19	19,911
6	11/12	@ L.A. Clippers	L	103-108	0-2	0-4	0-6	Abdul-Rauf-20	Williams-19	7,360
7	11/15	@ Phoenix	W	137-127***	0-2	1-4	1-6	Abdul-Rauf-30	Barkley-29	19,023
8	11/17	NEW YORK	L	94-103	0-3	1-4	1-7	Williams-27	Ewing-20	17,171*
9	11/18	@ Houston	L	97-101	0-3	1-5	1-8	Sith-17	Horry-22	16,285
10	11/21	ATLANTA	W	107-99	1-3	1-5	2-8	McDyess-22	Lang-22	16,289
11	11/24	@ Dallas	W	112-109*	1-3	2-5	3-8	Abdul-Rauf-39	Mashburn-37	17,502
12	11/25	UTAH	W	94-91	2-3	2-5	4-8	D. Ellis-22	Malone-28	17,171*
13	11/28	@ Sacramento	L	85-91	2-3	2-6	4-9	Abdul-Rauf-24	Richmond-22	17,317
14	12/2	MINNESOTA	W	109-105	3-3	2-6	5-9	Abdul-Rauf-24	Gugliotta-25	16,789
15	12/4	DETROIT	W	85-82	4-3	2-6	6-9	Sith-22	Hill-23	15,116
16	12/7	@ Utah	W	124-119	4-3	3-6	7-9	Abdul-Rauf-51	Malone-26	19,911
17	12/8	PHOENIX	W	103-98	5-3	3-6	8-9	D. Ellis-23	Williams-23	17,171*
18	12/11	@ Philadelphia	W	104-91	5-3	4-6	9-9	Abdul-Rauf-22	Stackhouse-20	10,771
19	12/12	@ Indiana	L	92-125	5-3	4-7	9-10	MacLean-20	A. Davis-26	14,723
20	12/14	@ New York	W	103-94	5-3	5-7	10-10	Abdul-Rauf-25	Ewing-30	19,763
21	12/16	@ Atlanta	L	86-95	5-3	5-8	10-11	Sith-22	Blaylock-28	14,863
22	12/17	@ Cleveland	L	79-92	5-3	5-9	10-12	MacLean-26	Brandon/Majerle-20	14,935
23	12/20	GOLDEN STATE	W	109-104	6-3	5-9	11-12	MacLean-38	Mullin-26	16,625
24	12/21	@ San Antonio	L	96-114	6-3	5-10	11-13	D. Ellis-21	Robinson-25	14,663
25	12/23	L.A. CLIPPERS	L	92-107	6-4	5-10	11-14	Sith-25	Vaught-21	15,922
26	12/26	DALLAS	W	114-102	7-4	5-10	12-14	D. Ellis-30	Jackson-31	17,171*
27	12/27	@ Seattle	L	83-99	7-4	5-11	12-15	D. Ellis-19	Hawkins-24	17,072
28	12/29	@ Phoenix	L	92-103	7-4	5-12	12-16	D. Ellis/Rose-16	Tisdale-26	19,023
29	12/30	PHILADELPHIA	W	108-100	8-4	5-12	13-16	Abdul-Rauf/Sith-22	Ruffin-28	16,584
30	1/2	INDIANA	L	87-102	8-5	5-12	13-17	McDyess-21	Jackson/Pierce/Miller-15	16,212
31	1/4	@ Sacramento	L	96-126	8-5	5-13	13-18	Abdul-Rauf-26	Richmond-41	17,317
32	1/6	MIAMI	L	86-88	8-6	5-13	13-19	D. Ellis/Sith-16	Mourning-38	17,171*
33	1/7	@ L.A. Lakers	W	96-93	8-6	6-13	14-19	Abdul-Rauf-33	Divac-21	13,845
34	1/10	@ Vancouver	W	91-85	8-6	7-13	15-19	Abdul-Rauf-25	B. Edwards-20	15,416
35	1/12	CLEVELAND	W	90-83	9-6	7-13	16-19	D. Ellis-20	Phills-17	16,670
36	1/13	PORTLAND	L	117-118	9-7	7-13	16-20	D. Ellis-26	Strickland-26	16,913
37	1/16	@ Portland	L	69-87	9-7	7-14	16-21	Rose-16	C. Robinson-24	20,126
38	1/17	HOUSTON	L	112-120	9-8	7-14	16-22	McDyess-31	Olajuwon-37	15,717
39	1/20	SACRAMENTO	L	110-115	9-9	7-14	16-23	Abdul-Rauf-36	Richmond-22	16,820
40	1/24	@ Seattle	L	79-86	9-9	7-15	16-24	D. Ellis-17	Perkins-18	17,072
41	1/25	@ L.A. Clippers	L	93-94	9-9	7-16	16-25	McDyess-23	Vaught-26	6,131
42	1/27	TORONTO	W	93-82	10-9	7-16	17-25	Abdul-Rauf-21	Stoudamire-23	16,635
43	1/30	@ Minnesota	W	88-86	10-9	8-16	18-25	Abdul-Rauf-24	Rider-25	10,477
44	2/1	@ Milwaukee	L	102-108	10-9	8-17	18-26	Abdul-Rauf-25	Baker-26	13,389
45	2/4	CHICAGO	W	105-99	11-9	8-17	19-26	Abdul-Rauf-32	Jordan-39	17,171*
46	2/6	L.A. LAKERS	L	79-96	11-10	8-17	19-27	Mutombo-20	Ceballos-27	17,171*
47	2/8	L.A. CLIPPERS	W	115-95	12-10	8-17	20-27	Abdul-Rauf-28	Vaught-19	15,947
48	2/13	@ Orlando	L	93-121	12-10	8-18	20-28	D. Ellis-18	O'Neal-30	17,248
49	2/15	@ Miami	L	91-97	12-10	8-19	20-29	McDyess-26	Cole-24	14,290
50	2/16	@ Charlotte	L	100-107	12-10	8-20	20-30	D. Ellis-18	Geiger-28	24,042
51	2/18	BOSTON	W	117-93	13-10	8-20	21-30	Hammonds-26	Williams/Wesley-19	17,171*
52	2/22	@ Portland	L	78-107	13-10	8-21	21-31	McDyess-21	McKie-21	19,884
53	2/24	UTAH	W	99-90	14-10	8-21	22-31	Abdul-Rauf-31	Stockton-24	17,171*
54	2/27	WASHINGTON	W	96-92	15-10	8-21	23-31	McDyess-19	Howard-27	15,288
55	2/29	DALLAS	L	120-137	15-11	8-21	23-32	Abdul-Rauf-23	Jackson-30	16,462
56	3/2	VANCOUVER	W	108-82	16-11	8-21	24-32	Abdul-Rauf-33	Amey-14	15,832
57	3/4	SAN ANTONIO	L	90-101	16-12	8-21	24-33	L. Ellis-18	Robinson-28	15,734
58	3/6	@ San Antonio	L	90-100	16-12	8-22	24-34	McDyess-16	Del Negro-29	14,008
59	3/7	PHOENIX	W	103-92	17-12	8-22	25-34	D. Ellis-33	Barkley-26	17,171*
60	3/9	GOLDEN STATE	W	102-88	18-12	8-22	26-34	Sith-27	Sprewell-19	17,171*
61	3/10	NEW JERSEY	L	88-99	18-13	8-22	26-35	McDyess-32	Gilliam-25	15,910
62	3/12	ORLANDO	W	110-93	19-13	8-22	27-35	Sith-23	Anderson/Hardaway-21	17,171*
63	3/15	@ Chicago	L	87-108	19-13	8-23	27-37	McDyess-22	Jordan-33	23,892
64	3/17	@ Detroit	L	81-91	19-13	8-24	27-37	McDyess-20	Houston-28	21,454
65	3/18	@ Toronto	W	122-114	19-13	9-24	28-37	McDyess-32	Murray-40	20,324
66	3/21	@ New Jersey	L	89-97	19-13	9-25	28-38	McDyess-20	Gilliam-25	15,467
67	3/22	@ Boston	L	98-99	19-13	9-26	28-39	D. Ellis-27	Wesley/Minor-24	18,034
68	3/24	@ Washington	L	90-92	19-13	9-27	28-40	D. Ellis-16	Muresan-22	18,756
69	3/26	CHARLOTTE	L	112-119**	19-14	9-27	28-41	McDyess-23	Rice-28	16,025
70	3/28	@ Vancouver	W	92-88	19-14	10-27	29-41	McDyess-18	Reeves-21	16,889
71	3/30	MILWAUKEE	W	98-85	20-14	10-27	30-41	Sith-20	Robinson-21	16,847
72	4/2	MINNESOTA	W	86-78	21-14	10-27	31-41	MacLean-24	Rider-17	15,042
73	4/4	@ Golden State	L	90-98	21-14	10-28	31-42	Sith-24	Sprewell-22	15,025
74	4/5	PORTLAND	L	91-97	21-15	10-28	31-43	D. Ellis-18	Strickland-29	16,145
75	4/7	HOUSTON	W	111-105	22-15	10-28	32-43	D. Ellis-21	Bryant-27	15,832
76	4/9	L.A. LAKERS	W	98-91	23-15	10-28	33-43	D. Ellis-20	Divac-19	17,171*
77	4/11	@ Houston	L	109-113	23-15	10-29	33-44	McDyess-23	Olajuwon-37	16,285
78	4/14	@ Minnesota	W	98-91	23-15	11-29	34-44	McDyess-21	Porter-23	18,717
79	4/15	SACRAMENTO	L	86-90	23-16	11-29	34-45	McDyess-19	Polynice-25	15,415
80	4/18	@ Dallas	L	98-132	23-16	11-30	34-46	MacLean-29	Jackson-25	15,907
81	4/19	VANCOUVER	L	79-92	23-17	11-30	34-47	L. Ellis-14	Wilkins-15	15,119
82	4/21	SEATTLE	W	99-98	24-17	11-30	35-47	D. Ellis-21	Jhson/Prkos/Schrmpp-13	15,921

* Denotes number of overtime periods \$ McNichols Arena sellout

NUGGETS SEASON-BY-SEASON



1996-97 SEASON

1996-97 ROSTER

NO.	PLAYER	POS	HT	WT	COLLEGE/YR	EXP
53	Jerome Allen	G	6-4	184	Pennsylvania '95	1
3	Dale Ellis	F/G	6-7	215	Tennessee '83	13
20	LaPhonso Ellis	F	6-8	240	Notre Dame '92	4
5	Anthony Goldwire	G	6-2	182	Houston '94	1
21	Tom Hammonds	F	6-9	225	Georgia Tech '89	7
13	Mark Jackson	G	6-3	185	St. John's '87	9
50	Ervin Johnson	C	6-11	245	New Orleans '93	3
8	Sarunas Marciulionis	G	6-5	215	Lithuania '86	7
24	Antonio McDyess	F	6-9	220	Alabama '97	1
22	Ricky Pierce	G	6-4	215	Rice '82	14
30	Kenny Smith	G	6-3	170	North Carolina '87	9
23	Bryant Stith	G	6-5	208	Virginia '92	4
6	Brooks Thompson	G	6-4	195	Oklahoma State '94	2
41	LaSalle Thompson	C	6-10	260	Texas '83	14
25	George Zidek	C	7-0	266	UCLA '95	1

Head Coach: Dick Motta (Utah State '53)
Assistant Coaches: Jim Brevelli (San Francisco '64), Gene Littles (High Point '69)
Trainer: Jim Gillen (Ft. Hays State '74)
Assistant Trainer: Max Benton (Colorado '95)

NUGGETS 1996-97 TEAM HIGHS & LOWS

	HIGH	LOW
Points	132 vs. New Jersey, 1/20	63 @ Portland, 4/16
Field Goals Made	49 vs. New Jersey, 1/20	20 @ Portland, 4/16
Field Goals Attempted	102 vs. Golden State (OT), 4/10	66 vs. Portland, 12/5
Field Goal Percentage	(582/39-67) @ Toronto, 11/11	(274/20-73) @ Portland, 11/23
Three-Pointers Made	16 @ Seattle, 3/20	1 @ Portland, 11/23
Three-Pointers Attempted	31* @ Seattle, 3/20	8 vs. Dallas, 11/1
Three-Point Percentage	(588/10-17) @ Detroit (OT), 11/13	(050/1-20) @ Portland, 11/23
Free Throws Made	32 vs. Dallas, 11/1	4 vs. Cleveland (OT), 1/16
Free Throws Attempted	43 vs. Dallas, 11/1	5 vs. Cleveland (OT), 1/16
Free Throw Percentage	(1,000/21-21) vs. Phoenix, 4/4	(389/7-18) @ LA Lakers, 4/2
Total Rebounds	56 vs. Houston (OT), 11/7	26 @ Portland, 11/23
Offensive Rebounds	28 vs. Phoenix, 4/4	1 vs. Portland, 12/5
Defensive Rebounds	44 @ Golden State (OT), 4/10	20 @ Portland, 11/23
Assists	41 vs. New Jersey, 1/20	10 @ Portland, 11/23
Steals	12 vs. Washington, 2/5	1* vs. Detroit, 3/13
Turnovers	33 @ Seattle, 3/20	8* vs. San Antonio, 3/15
Blocked Shots	14 @ Houston, 1/30	1* @ Chicago, 2/18
Fouls	34 vs. Chicago, 11/21	12 @ Houston, 1/30

OPPONENTS 1996-97 TEAM HIGHS & LOWS

	HIGH	LOW
Points	134 @ Chicago, 2/18	79* by Sacramento, 12/18
Field Goals Made	53 @ Chicago, 2/18	24 @ San Antonio, 11/3
Field Goals Attempted	113 @ Phoenix (OT), 12/23	69 @ Dallas, 1/11
Field Goal Percentage	(649/50-77) by Utah, 3/23	(320/24-75) @ San Antonio, 11/3
Three-Pointers Made	14 by LA Lakers, 3/17	1* by Utah, 3/23
Three-Pointers Attempted	34 by Atlanta, 2/2	5* by Cleveland, 1/16
Three-Point Percentage	(667*/6-9) by San Antonio, 1/3	(063/1-16) @ Boston, 11/15
Free Throws Made	30* by LA Lakers, 2/13	3* @ Phoenix, 12/23
Free Throws Attempted	47 by Chicago, 11/21	9* @ Houston, 1/30
Free Throw Percentage	(938/15-16) by Phoenix, 4/4	(333/3-9) last by Phoenix, 12/23
Total Rebounds	67 @ San Antonio, 4/8	30 by Miami, 11/19
Offensive Rebounds	32 @ San Antonio, 4/8	4 @ Houston, 3/29
Defensive Rebounds	46 @ Portland, 4/16	19 @ Orlando, 2/21
Assists	42 @ Chicago, 2/18	13 by San Antonio, 1/3
Steals	22 @ Seattle, 3/20	2 by Sacramento, 2/1
Turnovers	23 @ Portland, 11/23	5 @ Orlando, 2/21
Blocked Shots	12 @ Boston, 11/15	1* @ Phoenix, 12/23
Fouls	30* @ Dallas, 1/11	10 @ Sacramento, 1/7

* Indicates repeated mark, and is the last time it happened.

1996-97 SEASON



1996-97 GAME-BY-GAME RESULTS (21-61)

NUGGETS SEASON-BY-SEASON

NO.	DATE	OPP.	W-L	SCORE	HM.	RD.	TOT.	DEN. HIGH SCORER	OPP. HIGH SCORER	ATTEND.
1	11/1	DALLAS	L	91-92	0-1	0-0	0-1	L. Ellis - 21	Jackson - 28	16,104
2	11/3	@ San Antonio	W	88-79	0-1	1-0	1-1	Pierce - 15	Elliott - 17	20,791
3	11/5	LA CLIPPERS	L	78-82	0-2	1-0	1-2	D. Ellis - 25	Whearts - 21	10,190
4	11/7	HOUSTON	L	108-110*	0-3	1-0	1-3	D. Ellis - 33	Olajuwon - 36	12,137
5	11/8	GOLDEN STATE	W	94-91	1-3	1-0	2-3	McDyess - 27	Sprewell - 29	10,302
6	11/10	@ Cleveland	L	86-101	1-3	1-1	2-4	D. Ellis - 18	Ferry - 20	13,921
7	11/11	@ Toronto	W	104-93	1-3	2-1	3-4	D. Ellis - 37	Camby - 26	17,132
8	11/13	@ Detroit	L	94-95*	1-3	2-2	3-5	D. Ellis/McDyess - 20	Hill - 27	13,717
9	11/15	@ Boston	W	82-80	1-3	3-2	4-5	D. Ellis - 36	Wesley - 18	14,133
10	11/16	@ New Jersey	L	99-106	1-3	3-3	4-6	D. Ellis - 27	Gill - 32	13,309
11	11/19	MIAMI	L	86-104	1-4	3-3	4-7	McDyess - 27	Mourning - 23	12,119
12	11/21	CHICAGO	L	92-110	1-5	3-3	4-8	Stith - 20	Jordan - 31	17,178
13	11/23	@ Portland	L	65-105	1-5	3-4	4-9	McDyess - 16	Trent - 22	20,116
14	11/26	PHOENIX	W	117-108	2-5	3-4	5-9	D. Ellis - 28	Johnson - 34	9,226
15	11/27	@ Utah	L	103-107	2-5	3-5	5-10	Stith - 31	Malone - 31	19,324
16	11/29	MINNESOTA	L	103-108	2-6	3-5	5-11	McDyess - 34	Marbury - 30	12,129
17	12/1	@ LA Lakers	L	96-104	2-6	3-6	5-12	McDyess - 26	O'Neal/Van Exel - 24	15,684
18	12/3	@ Golden State	L	99-114	2-6	3-7	5-13	B. Thompson - 23	Sprewell - 28	12,347
19	12/5	PORTLAND	L	104-115	2-7	3-7	5-14	Stith - 37	Anderson - 26	9,679
20	12/7	UTAH	L	91-104	2-8	3-7	5-15	D. Ellis - 19	Malone - 21	12,837
21	12/10	@ Atlanta	L	89-89	2-8	3-8	5-16	D. Ellis - 21	Lastriner - 22	6,356
22	12/11	@ Charlotte	L	97-101	2-8	3-9	5-17	D. Ellis - 24	Mason - 25	24,042
23	12/13	@ Washington	L	104-108	2-8	3-10	5-18	D. Ellis - 22	Webber - 25	18,756
24	12/14	@ New York	L	82-89	2-8	3-11	5-19	McDyess - 29	Childs - 20	19,763
25	12/18	SACRAMENTO	W	95-79	3-8	3-11	6-19	Johnson - 18	Richmond - 32	7,682
26	12/20	VANCOUVER	W	108-93	4-8	3-11	7-19	Stith - 29	Peeler - 19	10,020
27	12/23	@ Phoenix	W	112-109*	4-8	4-11	8-19	Stith - 36	Chapman - 18	19,023
28	12/26	PHILADELPHIA	L	89-118	4-9	4-11	8-20	D. Ellis - 15	Iverson - 31	16,026
29	12/28	@ Minnesota	L	96-103*	4-9	4-12	8-21	McDyess - 23	Gugliotta - 27	18,814
30	12/30	BOSTON	L	102-104	4-10	4-12	8-22	Pierce - 21	Wesley - 25	15,330
31	1/3	SAN ANTONIO	L	91-93	4-11	4-12	8-23	L. Ellis - 30	Maxwell - 24	10,504
32	1/7	@ Sacramento	W	109-96	4-11	5-12	9-23	L. Ellis - 33	Richmond - 19	17,317
33	1/8	SEATTLE	L	99-109	4-12	5-12	9-24	L. Ellis - 26	Kemp - 26	9,307
34	1/10	INDIANA	L	89-108	4-13	5-12	9-25	L. Ellis - 14	Miller - 18	12,310
35	1/11	@ Dallas	L	99-104	4-13	5-13	9-26	L. Ellis - 28	Gatting/McCloud - 21	15,174
36	1/13	CHARLOTTE	L	100-102*	4-14	5-13	9-27	L. Ellis - 23	Rice - 25	7,573
37	1/14	@ Phoenix	L	101-110	4-14	5-14	9-28	L. Ellis - 33	Johnson - 25	19,023
38	1/16	CLEVELAND	W	89-87*	5-14	5-14	10-28	L. Ellis - 27	Porczenka - 16	10,072
39	1/18	DALLAS	L	104-107	5-15	5-14	10-29	D. Ellis - 24	Mashburn - 27	9,618
40	1/20	NEW JERSEY	W	132-123	6-15	5-14	11-29	L. Ellis - 36	Gill - 30	10,220
41	1/22	VANCOUVER	W	94-84	7-15	5-14	12-29	L. Ellis - 22	Abdur-Rahim - 22	8,422
42	1/24	@ LA Clippers	L	111-114	7-15	5-15	12-30	D. Ellis - 27	Vaught - 31	6,074
43	1/25	@ Vancouver	W	83-82	7-15	6-15	13-30	L. Ellis - 18	Reeves - 23	17,102
44	1/28	@ Utah	L	99-114	7-15	6-16	13-31	L. Ellis - 23	Malone - 28	19,911
45	1/30	@ Houston	W	113-109	7-15	7-16	14-31	Pierce - 25	Olajuwon - 48	16,285
46	2/1	SACRAMENTO	L	107-113	7-16	7-16	14-32	L. Ellis - 27	Richmond - 35	10,821
47	2/2	ATLANTA	W	115-104	8-16	7-16	15-32	D. Ellis - 21	Blaylock - 29	13,122
48	2/5	WASHINGTON	W	106-104	9-16	7-16	16-32	D. Ellis/Pierce - 23	Strickland - 28	9,525
49	2/11	@ Seattle	L	81-108	9-16	7-17	16-33	D. Ellis - 19	Payton - 28	17,072
50	2/13	LA LAKERS	L	117-132	9-17	7-17	16-34	Stith - 26	Van Exel - 30	16,713
51	2/15	@ Milwaukee	L	87-92	9-17	7-18	16-35	L. Ellis - 22	Baker - 21	16,278
52	2/16	@ Philadelphia	W	112-97	9-17	8-18	17-35	L. Ellis - 37	MacLean - 24	11,278
53	2/18	@ Chicago	L	123-134	9-17	8-19	17-36	D. Ellis - 27	Pippen - 47	23,874
54	2/20	@ Indiana	L	68-92	9-17	8-20	17-37	L. Ellis - 18	Smits - 23	14,282
55	2/21	@ Orlando	L	86-99	9-17	8-21	17-38	L. Ellis - 24	Hardaway - 22	17,249
56	2/23	@ Miami	L	86-95	9-17	8-22	17-39	L. Ellis - 29	Austin - 15	14,874
57	2/25	TORONTO	L	122-124*	9-18	8-22	17-40	L. Ellis - 32	Stoudamire - 35	9,225
58	2/26	NEW YORK	L	108-112*	9-19	8-22	17-41	McDyess - 32	Starks - 23	14,128
59	3/2	LA CLIPPERS	W	109-107*	10-19	8-22	18-41	McDyess - 33	Vaught - 25	7,802
60	3/5	@ Sacramento	L	100-105	10-19	8-23	18-42	Stith - 21	Richmond - 34	17,317
61	3/7	@ Minnesota	L	83-96	10-19	8-24	18-43	McDyess - 20	Gugliotta - 30	18,522
62	3/11	ORLANDO	L	91-96	10-20	8-24	18-44	L. Ellis - 19	Hardaway - 27	10,211
63	3/13	DETROIT	L	82-102	10-21	8-24	18-45	L. Ellis - 28	Hill - 28	13,813
64	3/15	SAN ANTONIO	W	121-105	11-21	8-24	19-45	L. Ellis - 39	Williams - 30	11,051
65	3/17	LA LAKERS	L	94-113	11-22	8-24	19-46	McDyess - 26	Van Exel - 30	13,817
66	3/20	@ Seattle	L	97-123	11-22	8-25	19-47	L. Ellis - 20	Kemp - 24	17,072
67	3/21	@ Vancouver	L	101-108	11-22	8-26	19-48	McDyess - 29	Reeves - 31	19,193
68	3/23	UTAH	L	103-120	11-23	8-26	19-49	McDyess - 24	Malone - 35	10,723
69	3/26	MINNESOTA	L	100-102	11-24	8-26	19-50	L. Ellis - 32	Gugliotta - 25	10,326
70	3/29	@ Houston	L	105-120	11-24	8-27	19-51	L. Ellis - 24	Olajuwon - 45	16,285
71	3/30	MILWAUKEE	W	99-97	12-24	8-27	20-51	L. Ellis - 24	Robinson - 30	8,930
72	4/1	HOUSTON	L	93-116	12-25	8-27	20-52	McDyess - 27	Drexler - 24	13,341
73	4/2	@ LA Lakers	L	85-110	12-25	8-28	20-53	McDyess - 21	Jones - 27	17,141
74	4/4	PHOENIX	L	113-122	12-26	8-28	20-54	McDyess - 26	Johnson - 24	12,204
75	4/7	PORTLAND	L	104-110	12-27	8-28	20-55	Hammonds - 29	Rider - 28	9,047
76	4/8	@ San Antonio	L	90-96	12-27	8-29	20-56	McDyess - 17	Williams - 30	13,484
77	4/10	@ Golden State	L	107-109*	12-27	8-30	20-57	McDyess - 35	Smith - 25	15,830
78	4/12	@ LA Clippers	L	94-116	12-27	8-31	20-58	D. Ellis - 23	Rogers - 26	18,211
79	4/14	GOLDEN STATE	L	93-103	12-28	8-31	20-59	McDyess/D. Ellis - 24	Mullin - 20	7,514
80	4/16	@ Portland	L	63-107	12-28	8-32	20-60	Hammonds - 14	Trent - 20	21,448
81	4/17	SEATTLE	L	104-108	12-28	8-32	20-61	McDyess - 29	Kemp - 27	12,817
82	4/19	@ Dallas	W	100-95	12-29	9-32	21-61	Hammonds - 24	Bradley - 25	16,183

* Denotes number of overtime periods

\$ McNichols Arena sellout

@ at Anaheim



1997-98 SEASON

1997-98 ROSTER

NO.	PLAYER	POS	HT	WT	COLLEGE/YR	EXP.
7	Cory Alexander	G	6-1	190	Virginia '95	2
4	Tony Battie	F/C	6-11	240	Texas Tech '98	R
3	Harold Ellis	G	6-5	200	Morehouse '92	2
20	LaPhonso Ellis	F	6-8	240	Notre Dame '92	5
15	Danny Fortson	F	6-7	260	Cincinnati '98	R
1	Kiwane Garris	G	6-2	183	Illinois '97	R
21	Dean Garrett	C	6-11	250	Indiana '88	1
5	Anthony Goldwire	G	6-2	182	Houston '94	2
13	Bobby Jackson	G	6-1	185	Minnesota '97	R
30	Priest Lauderdale	C	7-4	325	Central State '97	1
22	Johnny Newman	F/G	6-7	205	Richmond '86	11
23	Bryant Stith	G	6-5	208	Virginia '92	5
14	Eric Washington	G	6-4	190	Alabama '97	R
32	Eric Williams	F	6-8	220	Providence '95	2
17	Joe Wolf	F/C	6-11	253	North Carolina '87	9
25	George Zidek	C	7-0	266	UCLA '95	3

Head Coach: Bill Hanzlik (Notre Dame '80)
Assistant Coaches: Brian Winters (South Carolina '74), T.R. Dunn (Alabama '77),
 Mike D'Antoni (Marshall '73)
Athletic Trainer: Jim Gillen (Ft. Hays State '74)
Asst. Athletic Trainer: Max Benton (Colorado '95)

NUGGETS 1997-98 TEAM HIGHS & LOWS

	HIGH	LOW
Points	128 vs. Sacramento, 4/9	63 @ Indiana, 3/1
Field Goals Made	47 vs. Dallas, 1/31	22 vs. Detroit, 1/21
Field Goals Attempted	94 twice, last vs. Houston (OT), 1/2	62 twice, last vs. Golden State, 3/27
Field Goal Percentage	(.597/37-62) vs. Boston, 2/10	1.305/25-82 @ Utah, 4/3
Three-Pointers Made	10 twice, last vs. Portland, 4/17	0 three times, last vs. Utah, 11/7
Three-Pointers Attempted	23 vs. Seattle, 4/5	2 vs. Utah, 11/7
Three-Point Percentage	(.625/10-16) vs. Sacramento, 4/9	.000 three times, last (0-2) vs. Utah, 11/7
Free Throws Made	42 vs. Utah, 12/30	5 @ Phoenix, 1/23
Free Throws Attempted	52 vs. Utah, 12/30	6 @ Phoenix, 1/23
Free Throw Percentage	(.917/22-24) twice, last @ Minnesota, 3/20	(.563/9-16) vs. Seattle, 11/22
Total Rebounds	54 vs. Washington, 11/4	23 vs. Orlando, 1/13
Offensive Rebounds	22 vs. Washington, 11/4	4 twice, last vs. Sacramento, 4/9
Defensive Rebounds	38 @ Vancouver, 11/21	15 @ Portland, 2/15
Assists	31 @ Houston, 12/2	11 twice, last @ Seattle, 2/22
Steals	13 three times, last vs. Portland, 3/14	2 @ Miami, 11/15
Turnovers	32 @ Boston, 11/12	7 twice, last vs. Houston, 4/7
Blocked Shots	14 vs. Boston, 2/10	0 @ Houston, 4/14
Fouls	34 @ LA Lakers, 2/19	14 @ Dallas, 4/11

OPPONENTS 1997-98 TEAM HIGHS & LOWS

	HIGH	LOW
Points	133 @ New Jersey, 12/13	79 by Philadelphia, 2/27
Field Goals Made	52 @ New Jersey, 12/13	26 @ LA Clippers, 1/24
Field Goals Attempted	101 @ New Jersey, 12/13	64 three times, last by Houston, 4/7
Field Goal Percentage	(.627/42-67) @ Portland, 2/15	(.340/33-97) by Boston, 2/10
Three-Pointers Made	12 twice by Houston, last 4/7	0 @ Sacramento, 11/25
Three-Pointers Attempted	32 @ Houston, 4/14	3 @ Detroit, 12/9
Three-Point Percentage	(.727/8-11) by LA Lakers, 12/3	(.000/0-4) @ Sacramento, 11/25
Free Throws Made	34 twice, last @ LA Lakers, 1/14	15 three times, last by Philadelphia, 2/27
Free Throws Attempted	46 @ Portland, 1/18	18 @ Indiana, 3/1
Free Throw Percentage	(.952/20-21) by Orlando, 1/13	(.613/19-31) by Miami, 1/9
Total Rebounds	56 twice, last by Phoenix, 12/20	30 @ Houston, 12/2
Offensive Rebounds	29 by Boston, 2/10	6 by Milwaukee, 4/1
Defensive Rebounds	40 by Chicago, 2/2	17 by Boston, 2/10
Assists	40 @ LA Lakers, 1/14	12 @ LA Clippers, 1/24
Steals	16 twice, last @ New Jersey, 12/13	3 three times, last by Portland, 4/17
Turnovers	24 by Golden State, 12/26	8 twice, last @ Sacramento, 11/25
Blocked Shots	13 twice, last @ Toronto (OT), 3/19	1 twice, last by Boston, 2/10
Fouls	35 @ Seattle, 12/18	10 @ Phoenix, 1/23

Italics indicates franchise record.

1997-98 SEASON



1997-98 GAME-BY-GAME RESULTS (11-71)

NO.	DATE	OPPONENT	W-L	SCORE	HOME	ROAD	TOTAL	DEN. HIGH SCORER	OPP. HIGH SCORER	ATTEND.
1	10/31	SAN ANTONIO	L	96-107	0-1	0-0	0-1	Jackson - 27	Robinson - 20	15,031
2	11/1	@Utah	L	84-102	0-1	0-1	0-2	Stith - 18	Malone - 24	19,911
3	11/4	WASHINGTON	L	96-120	0-2	0-1	0-3	Williams - 26	Howard - 29	8,104
4	11/7	UTAH	L	89-91	0-3	0-1	0-4	Williams - 25	Malone - 20	10,317
5	11/11	@New York	L	90-93	0-3	0-2	0-5	Stith - 18	Ewing - 28	19,763
6	11/12	@Boston	L	86-96	0-3	0-3	0-6	Battie - 14	Walker - 19	15,760
7	11/14	@Orlando	L	85-103	0-3	0-4	0-7	Newman - 23	Grant - 21	16,551
8	11/15	@Miami	L	93-96	0-3	0-5	0-8	L. Ellis - 20	Hardaway - 26	14,893
9	11/18	VANCOUVER	L	87-100	0-4	0-5	0-9	Jackson - 18	B. Edwards - 27	9,718
10	11/21	@Vancouver	L	96-99	0-4	0-6	0-10	Newman/Stith - 22	Abdur-Rahim - 28	15,988
11	11/22	SEATTLE	L	80-84	0-5	0-6	0-11	Washington - 22	Payton - 20	12,022
12	11/25	@Sacramento	L	93-97	0-5	0-7	0-12	Newman - 19	Williamson - 24	12,950
13	11/28	MINNESOTA	W	95-84	1-5	0-7	1-12	Newman - 31	Gugliotta - 19	13,578
14	12/2	@Houston	L	101-112	1-5	0-8	1-13	Newman - 32	Drexler - 22	16,285
15	12/3	LA LAKERS	L	89-107	1-6	0-8	1-14	Newman - 19	Campbell - 25	14,503
16	12/5	INDIANA	L	86-96	1-7	0-8	1-15	Jackson - 22	Smits - 24	11,215
17	12/7	LA CLIPPERS	W	100-92	2-7	0-8	2-15	L. Ellis - 21	Rogers/Piatkowski - 18	7,507
18	12/9	@Detroit	L	83-92	2-7	0-9	2-16	Lauderdale - 16	B. Williams - 21	14,856
19	12/10	@Cleveland	L	83-102	2-7	0-10	2-17	Washington - 19	Person - 18	15,353
20	12/12	@Philadelphia	L	91-106	2-7	0-11	2-18	Wshgtn/Nwmn/Gldwre-14	Stackhouse - 32	12,540
21	12/13	@New Jersey	L	95-133	2-7	0-12	2-19	Newman - 21	Van Horn - 30	15,249
22	12/16	SAN ANTONIO	L	85-99	2-8	0-12	2-20	Fortson - 18	Robinson - 22	10,916
23	12/18	@Seattle	L	106-119	2-8	0-13	2-21	Washington - 18	Baker - 18	17,072
24	12/20	PHOENIX	L	81-102	2-9	0-13	2-22	Washington/Battie - 14	Nash - 20	12,120
25	12/23	@Golden State	L	75-87	2-9	0-14	2-23	Fortson - 22	Smith - 22	10,574
26	12/26	GOLDEN STATE	L	69-81	2-10	0-14	2-24	L. Ellis - 19	Dampier - 19	11,926
27	12/27	@LA Clippers	L	103-106	2-10	0-15	2-25	L. Ellis - 20	Rogers - 29	5,284
28	12/30	UTAH	L	99-132	2-11	0-15	2-26	Newman - 21	Ostertag - 21	14,230
29	1/2	HOUSTON	L	115-116*	2-12	0-15	2-27	L. Ellis - 26	Willis - 33	14,302
30	1/3	@Minnesota	L	87-109	2-12	0-16	2-28	H. Ellis - 16	Garnett/Mitchell - 18	19,006
31	1/6	@Dallas	L	90-108	2-12	0-17	2-29	Jackson - 17	Scott - 28	8,833
32	1/7	@San Antonio	L	89-96	2-12	0-18	2-30	Battie - 17	Robinson - 22	15,200
33	1/9	MIAMI	L	79-98	2-13	0-18	2-31	L. Ellis - 19	Mourning - 25	9,719
34	1/13	ORLANDO	L	84-98	2-14	0-18	2-32	L. Ellis - 16	Grant - 20	12,113
35	1/14	@LA Lakers	L	114-132	2-14	0-19	2-33	Fortson - 19	O'Neal - 34	15,067
36	1/16	CLEVELAND	L	74-99	2-15	0-19	2-34	Jackson - 28	Person/Anderson - 20	10,216
37	1/18	@Portland	L	82-94	2-15	0-20	2-35	Jackson - 27	Trent - 27	19,964
38	1/20	@Vancouver	L	77-98	2-15	0-21	2-36	L. Ellis - 21	Abdur-Rahim - 24	15,852
39	1/21	DETROIT	L	67-87	2-16	0-21	2-37	Jackson - 16	Stackhouse - 21	10,821
40	1/23	@Phoenix	L	77-93	2-16	0-22	2-38	Jackson - 18	McDyess - 24	19,023
41	1/24	@LA Clippers	W	99-81	2-16	1-22	3-38	Goldwire - 20	Martin - 14	7,614
42	1/27	NEW JERSEY	L	87-120	2-17	1-22	3-39	Garnett/Fortson - 15	Cassell/Kittles - 18	9,327
43	1/29	TORONTO	L	80-84	2-18	1-22	3-40	L. Ellis - 18	Stoudamire - 22	9,629
44	1/31	DALLAS	W	110-98	3-18	1-22	4-40	Newman - 21	Finley - 38	12,531
45	2/2	CHICAGO	L	72-111	3-19	1-22	4-41	Newman - 19	Burrell - 24	17,178
46	2/4	SACRAMENTO	L	99-101	3-20	1-22	4-42	L. Ellis - 23	Richmond - 32	7,904
47	2/10	BOSTON	W	112-99	4-20	1-22	5-42	Newman - 34	Mercer - 19	15,810
48	2/12	@Sacramento	L	84-87	4-20	1-23	5-43	Goldwire - 16	Richmond - 27	13,616
49	2/13	MINNESOTA	L	80-107	4-21	1-23	5-44	L. Ellis/Goldwire - 16	Marbury - 22	12,013
50	2/15	@Portland	L	82-117	4-21	1-24	5-45	Newman - 21	Rider - 31	21,140
51	2/17	NEW YORK	L	77-91	4-22	1-24	5-46	L. Ellis - 23	Houston - 21	14,517
52	2/19	@LA Lakers	L	92-131	4-22	1-25	5-47	L. Ellis/Newman - 19	Fox - 22	15,159
53	2/20	@Golden State	L	88-95	4-22	1-26	5-48	Battie/Newman - 18	Marshall - 18	11,887
54	2/22	@Seattle	L	68-88	4-22	1-27	5-49	Goldwire - 18	Payton - 17	17,072
55	2/25	CHARLOTTE	L	88-118	4-23	1-27	5-50	L. Ellis - 23	Rice - 31	7,323
56	2/25	ATLANTA	L	89-112	4-24	1-27	5-51	Goldwire - 20	Henderson - 22	7,525
57	2/27	PHILADELPHIA	L	78-79	4-25	1-27	5-52	L. Ellis - 22	Coleman - 19	13,727
58	3/1	@Indiana	L	63-90	4-25	1-28	5-53	Fortson - 15	Smits - 23	16,650
59	3/3	@Chicago	L	90-118	4-25	1-29	5-54	Fortson - 26	Jordan - 30	23,810
60	3/5	@Milwaukee	L	87-104	4-25	1-30	5-55	Newman - 22	Allen - 26	13,227
61	3/6	@Atlanta	L	94-115	4-25	1-31	5-56	Newman - 23	Laethner - 21	8,827
62	3/8	LA CLIPPERS	L	89-100	4-26	1-31	5-57	L. Ellis - 20	Piatkowski - 29	7,808
63	3/10	PHOENIX	L	76-100	4-27	1-31	5-58	Newman - 20	McDyess - 18	12,010
64	3/12	VANCOUVER	W	99-93	5-27	1-31	6-58	Alexander - 21	Mack - 19	9,112
65	3/14	PORTLAND	W	92-82	6-27	1-31	7-58	Newman - 33	Sabonis - 24	13,514
66	3/16	@Charlotte	L	87-109	6-27	1-32	7-59	Newman - 17	Webber - 26	22,212
67	3/17	@Washington	W	90-89	6-27	1-32	8-59	L. Ellis - 18	Webber - 26	17,215
68	3/19	@Toronto	L	103-104*	6-27	2-33	8-60	Newman - 24	Brown - 24	14,274
69	3/20	@Minnesota	L	88-104	6-27	2-34	8-61	Fortson - 21	Gmtt/Hmnds/Prtr - 16	18,007
70	3/23	LA LAKERS	L	86-107	6-28	2-34	8-62	Fortson - 24	Jones - 27	17,178
71	3/25	DALLAS	L	94-105	6-29	2-34	8-63	Newman - 20	Finley - 22	9,525
72	3/27	GOLDEN STATE	W	97-86	7-29	2-34	9-63	Newman - 22	Jackson - 22	11,227
73	4/1	MILWAUKEE	L	100-106	7-30	2-34	9-64	Fortson - 24	Allen - 21	11,101
74	4/2	@Utah	L	75-97	7-30	2-35	9-65	Fortson/L. Ellis - 17	Malone - 22	19,911
75	4/5	SEATTLE	L	83-87	7-31	2-35	9-66	Alexander - 25	Baker - 21	15,845
76	4/7	HOUSTON	L	87-104	7-32	2-35	9-67	Alexander - 19	Drexler - 20	14,617
77	4/9	SACRAMENTO	W	128-103	8-32	2-35	10-67	Newman - 35	Williamson - 19	10,959
78	4/11	@Dallas	L	81-99	8-32	2-36	10-68	Fortson - 16	Bradley - 18	13,675
79	4/14	@Houston	L	88-94	8-32	2-37	10-69	L. Ellis/Alexander - 22	Elie - 23	16,285
80	4/15	@Phoenix	L	89-96	8-32	2-38	10-70	L. Ellis - 23	McDyess - 25	19,023
81	4/17	PORTLAND	W	100-101	9-32	2-38	11-70	L. Ellis/Goldwire - 22	Grant - 18	14,517
82	4/19	@San Antonio	L	82-96	9-32	2-39	11-71	Fortson - 16	Duncan - 25	18,912

* Denotes number of overtime periods

\$ McNichols Arena sellout

*at Georgia Tech

NUGGETS SEASON-BY-SEASON



1998-99 SEASON

1998-99 ROSTER

NO.	PLAYER	POS	HT	WT	COLLEGE/YR	EXP.
7	Cory Alexander	G	6-1	190	Virginia '95	3
4	Chauncey Billups	G	6-3	202	Colorado '99	1
13	Keon Clark	F/C	6-11	220	UNLV '98	R
15	Danny Fortson	F	6-7	260	Cincinnati '98	1
21	Carl Herrera	F	6-9	225	Houston '91	7
45	Raef LaFrentz	C/F	6-11	240	Kansas '98	R
11	Kelly McCarty	G/F	6-7	200	Southern Mississippi '98	R
24	Antonio McDyess	F	6-9	240	Alabama '97	3
34	Loren Meyer	F/C	6-10	260	Iowa State '95	3
23	Bryant Stith	G	6-5	210	Virginia '92	6
17	Johnny Taylor	F	6-9	220	Tennessee-Chattanooga '97	1
31	Nick Van Exel	G	6-1	190	Cincinnati '93	5
14	Eric Washington	G	6-4	190	Alabama '97	1
5	Tyson Wheeler	G	5-10	165	Rhode Island '98	R
32	Eric Williams	F	6-8	220	Providence '95	3
3	Monty Williams	F	6-8	225	Notre Dame '94	4

Head Coach: Mike D'Antoni (Marshall '73)
Assistant Coaches: John Lucas (Maryland '76), Mike Evans (Kansas State '78),
 Louie Dampier (Kentucky '67), Kim Hughes (Wisconsin '74)
Athletic Trainer: Jim Gillen (Ft. Hays State '74)
Asst. Athletic Trainer: Max Benton (Colorado '95)

NUGGETS 1998-99 TEAM HIGHS & LOWS

	HIGH	LOW
Points	120 vs. New Jersey, 4/14	61 @ San Antonio, 3/13
Field Goals Made	43 twice, last vs. Sacramento, 5/3	21 @ San Antonio, 3/13
Field Goals Attempted	101 @ Sacramento, 4/10	65 vs. Seattle, 3/21
Field Goal Percentage	(.573/43-75) vs. Vancouver, 3/15	(.288/21-73) @ San Antonio, 3/13
Three-Pointers Made	14 vs. Houston, 3/17	0 @ San Antonio, 3/13
Three-Pointers Attempted	32 vs. Phoenix, 2/15	5 @ San Antonio, 3/13
Three-Point Percentage	(.714/10-14) vs. New Jersey, 4/14	(.000/0-5) @ San Antonio, 3/13
Free Throws Made	39 vs. L.A. Lakers (OT), 2/22	9 vs. Phoenix, 4/29
Free Throws Attempted	51 vs. L.A. Lakers (OT), 2/22	14 twice, last vs. Sacramento, 5/3
Free Throw Percentage	(.944/17-18) vs. Milwaukee, 2/26	(.622/28-45) @ Portland, 2/17
Total Rebounds	53 vs. L.A. Lakers, 2/10	27 vs. San Antonio, 3/7
Offensive Rebounds	25 vs. L.A. Lakers, 2/10	5 vs. Vancouver, 3/15
Defensive Rebounds	37 vs. Dallas, 2/12	17 vs. Utah, 2/24
Assists	34 vs. Vancouver, 3/15	9 @ San Antonio, 3/13
Steals	16 vs. Vancouver, 3/15	1 @ L.A. Clippers, 4/18
Turnovers	25 @ Boston, 3/5	6 vs. Houston, 5/5
Blocked Shots	18 vs. Vancouver, 3/15	1 four times, last @ L.A. Lakers, 4/5
Fouls	31 twice, last vs. Seattle, 4/1	13 three times, last @ Portland, 4/26

OPPONENTS 1998-99 TEAM HIGHS & LOWS

	HIGH	LOW
Points	119 @ Sacramento, 4/17	80 by L.A. Clippers, 4/4
Field Goals Made	49 @ Minnesota, 4/2	26 by L.A. Clippers, 3/29
Field Goals Attempted	94 twice, last @ Golden State, 4/24	63 by Utah, 2/24
Field Goal Percentage	(.588/47-80) @ San Antonio, 3/23	(.354/28-79) @ Golden State, 4/15
Three-Pointers Made	10 by Houston, 5/5	0 @ Vancouver, 4/7
Three-Pointers Attempted	27 by Dallas, 2/12	4 three times, last @ Vancouver, 4/7
Three-Point Percentage	(.750/3-4) by Vancouver, 3/15	(.000/0-4) @ Vancouver, 4/7
Free Throws Made	36 twice, last by Minnesota, 3/19	3 @ Minnesota, 4/2
Free Throws Attempted	49 @ Phoenix, 2/7	7 @ Minnesota, 4/2
Free Throw Percentage	(1.000/13-13) @ Dallas, 3/26	(.385/5-13) @ Golden State, 4/24
Total Rebounds	65 @ Golden State, 4/24	29 by Milwaukee, 2/26
Offensive Rebounds	22 by Phoenix, 4/29	5 @ Dallas, 3/26
Defensive Rebounds	47 @ Golden State, 4/24	19 by Milwaukee, 2/26
Assists	35 @ Minnesota, 4/2	14 three times, last @ G.S., 4/15
Steals	16 by Milwaukee, 2/26	2 twice, last @ L.A. Clippers, 4/18
Turnovers	23 by Vancouver, 3/15	6 by Washington, 3/27
Blocked Shots	12 @ San Antonio, 3/23	0 @ L.A. Lakers, 4/5
Fouls	35 by L.A. Lakers (OT), 2/22	11 by Sacramento, 5/3

Italics indicates franchise record.

1998-99 SEASON



1998-99 GAME-BY-GAME RESULTS (14-36)

NO.	DATE	OPPONENT	W-L	SCORE	HOME	ROAD	TOTAL	DEN. HIGH SCORER	OPP. HIGH SCORER	ATTEND.
1	2/5	MINNESOTA	L	92-110	0-1	0-0	0-1	McDyess - 18	Smith - 23	17,171 [§]
2	2/7	@Phoenix	L	108-115	0-1	0-1	0-2	McDyess - 28	Gugliotta - 29	19,023
3	2/8	@Houston	L	88-93	0-1	0-2	0-3	McDyess/Alexander - 14	Pippen - 24	16,285
4	2/10	L.A. LAKERS	L	98-103	0-2	0-2	0-4	Lafrentz - 24	O'Neal - 29	13,210
5	2/12	DALLAS	W	100-94	1-2	0-2	1-4	Van Exel - 27	Finley - 28	10,012
6	2/13	@Seattle	L	92-105	1-2	0-3	1-5	LaFrentz - 17	Payton - 28	17,072
7	2/15	PHOENIX	L	106-115	1-3	0-3	1-6	Sith - 23	Kidd - 28	10,415
8	2/17	@Portland	L	85-100	1-3	0-4	1-7	McDyess/Lafrentz - 17	Rider - 19	17,726
9	2/18	@Utah	L	86-97	1-3	0-5	1-8	Van Exel - 19	Russell - 21	19,212
10	2/22	L.A. LAKERS	W	117-113*	2-3	0-5	2-8	McDyess - 22	O'Neal - 28	17,171 [§]
11	2/24	UTAH	W	97-87	3-3	0-5	3-8	McDyess - 24	Malone - 22	10,925
12	2/25	@Dallas	L	81-90	3-3	0-6	3-9	Van Exel - 16	Ceballos/Finley - 20	13,203
13	2/26	MILWAUKEE	W	96-95	4-3	0-6	4-9	Billups - 10	Robinson - 19	10,628
14	2/28	VANCOUVER	W	116-112	5-3	0-6	5-9	McDyess - 46	Massenburg - 27	9,248
15	3/2	@Indiana	L	81-88	5-3	0-7	5-10	Van Exel - 28	Miller - 21	14,530
16	3/4	@Miami	L	87-95	5-3	0-8	5-11	Williams - 21	Mourning - 27	14,834
17	3/5	@Boston	L	94-102	5-3	0-9	5-12	Alexander - 28	Mercer - 35	18,624
18	3/7	SAN ANTONIO	L	96-106	5-4	0-9	5-13	McDyess - 29	Duncan - 34	12,037
19	3/9	@Houston	L	75-84	5-4	0-10	5-14	McDyess - 23	Olajuwon - 20	16,285
20	3/11	@Utah	L	89-94	5-4	0-11	5-15	McDyess - 39	Malone - 28	19,911
21	3/13	@San Antonio	L	61-92	5-4	0-12	5-16	McDyess - 23	Duncan - 27	32,362
22	3/15	VANCOUVER	W	110-94	6-4	0-12	6-16	McDyess - 21	Abdur-Rahim - 15	8,251
23	3/17	HOUSTON	L	109-114	6-5	0-12	6-17	Billups - 22	Olajuwon - 26	14,217
24	3/19	MINNESOTA	L	101-105	6-6	0-12	6-18	Taylor/Van Exel - 21	Garnett - 28	14,219
25	3/21	SEATTLE	W	102-98	7-6	0-12	7-18	McDyess - 23	Schrempf - 22	10,221
26	3/23	@San Antonio	L	82-112	7-6	0-13	7-19	Van Exel - 18	Duncan - 19	16,501
27	3/25	SAN ANTONIO	L	66-86	7-7	0-13	7-20	McDyess - 17	Duncan - 28	10,696
28	3/26	@Dallas	L	79-98	7-7	0-14	7-21	McDyess - 16	Finley - 27	13,096
29	3/27	WASHINGTON	L	100-112	7-8	0-14	7-22	McDyess - 39	Richmond - 29	10,367
30	3/29	L.A. CLIPPERS	W	100-88	8-9	0-14	8-22	McDyess/Billups - 24	Rogers - 17	7,829
31	3/30	@Vancouver	L	87-101	8-8	0-15	8-23	Van Exel - 29	Abdur-Rahim - 22	15,018
32	4/1	SEATTLE	W	113-110	9-8	0-15	9-23	Billups - 32	Payton - 33	10,701
33	4/2	@Minnesota	L	88-107	9-8	0-16	9-24	Billups - 30	Garnett - 28	15,979
34	4/4	L.A. CLIPPERS	W	82-80	10-8	0-16	10-24	McDyess - 20	Nesby - 21	8,404
35	4/5	@L.A. Lakers	L	104-117	10-8	0-17	10-25	Van Exel - 41	Rice/Bryant - 26	17,505
36	4/7	@Vancouver	W	87-84	10-8	1-17	11-25	McDyess - 24	Abdur-Rahim - 25	17,151
37	4/10	@Sacramento	L	104-110	10-8	1-18	11-26	Van Exel - 29	Webber - 23	17,317
38	4/12	GOLDEN STATE	L	95-104	10-9	1-18	11-27	McDyess - 36	Marshall - 20	9,812
39	4/14	NEW JERSEY	W	120-97	11-9	1-18	12-27	McDyess - 36	Van Horn/Marbury - 25	10,324
40	4/15	@Golden State	L	79-95	11-9	1-19	12-28	McDyess - 29	Cummings/Starks - 16	9,130
41	4/17	@Sacramento	L	97-119	11-9	1-20	12-29	McDyess - 29	Williamson - 29	16,285
42	4/18	@L.A. Clippers	W	103-101	11-9	2-20	13-29	Van Exel - 34	Taylor - 28	9,450
43	4/23	GOLDEN STATE	W	96-84	12-9	2-20	14-29	McDyess - 25	Dampier - 22	11,317
44	4/24	@Golden State	L	74-93	12-9	2-21	14-30	Fortson/Taylor - 16	Marshall - 18	15,127
45	4/26	@Portland	L	77-93	12-9	2-22	14-31	McDyess - 23	Williams - 28	19,476
46	4/29	PHOENIX	L	87-98	12-10	2-22	14-32	Sith - 20	Robinson - 25	13,129
47	4/30	@Seattle	L	101-111	12-10	2-23	14-33	McDyess - 25	Schrempf - 28	17,072
48	5/2	PORTLAND	L	102-110	12-11	2-23	14-34	Billups - 20	Stoudamire - 17	13,920
49	5/3	SACRAMENTO	L	104-112	12-12	2-23	14-35	Billups - 26	Divac - 25	14,653
50	5/5	HOUSTON	L	88-95	12-13	2-23	14-36	Van Exel - 35	Dickerson - 27	17,171 [§]

* Denotes number of overtime periods § McNichols Arena sellout

NUGGETS SEASON-BY-SEASON



1999-00 SEASON

1999-00 ROSTER

NUGGETS SEASON-BY-SEASON

NO.	PLAYER	POS	HT	WT	COLLEGE/YR	EXP.
9	Tariq Abdul-Wahad	G/F	6-6	223	San Jose State '98	2
7	Cory Alexander	G	6-1	190	Virginia '95	4
4	Chauncey Billups	G	6-3	202	Colorado '99	2
42	Ryan Bowen	F	6-7	215	Iowa '98	R
15	Keon Clark	F/C	6-11	220	UNLV '98	1
32	Chris Gatling	F/C	6-10	230	Old Dominion '91	8
8	Chris Herren	G	6-2	197	Fresno State '99	R
54	Popeye Jones	F	6-8	250	Murray State '92	6
45	Raef LaFrentz	C/F	6-11	240	Kansas '98	1
21	George McCLOUD	F	6-8	225	Florida State '89	9
24	Antonio McDyess	F	6-9	240	Alabama '97	4
5	Ron Mercer	G	6-7	210	Kentucky '99	2
41	James Posey	F/G	6-8	215	Xavier '99	R
25	Roy Rogers	F/C	6-10	235	Alabama '96	3
23	Bryant Stith	G	6-5	210	Virginia '92	7
17	Johnny Taylor	F	6-9	220	Tennessee-Chattanooga '97	2
31	Nick Van Exel	G	6-1	190	Cincinnati '93	6

Head Coach: Dan Issel (Kentucky '70)
Assistant Coaches: John Lucas (Maryland '76), Mike Evans (Kansas State '78),
 Louie Dampier (Kentucky '67), Kim Hughes (Wisconsin '74)
Athletic Trainer: Jim Gillen (Ft. Hays State '74)
Asst. Athletic Trainers: Max Benton (Colorado '95), Erik Phillips (Colorado State '98)

NUGGETS 1999-00 TEAM HIGHS & LOWS

	HIGH	LOW
Points	135 vs. Mil., 2/2	67 @ Phx., 2/22
Field Goals Made	53 vs. Mil., 2/2	25 @ Chi., 3/24
Field Goals Attempted	105 vs. Tor., 11/24	66 @ Wash., 3/29
Field Goal Percentage	(.631/.53-84) vs. Mil., 2/2	(.317/.26-82) @ Phx., 2/22
Three-Pointers Made	13 @ Sac., 11/14	1, 3 times, last @ Mia., 3/10
Three-Pointers Attempted	29, 2 times, last @ Sea., 4/4	6 vs. GS, 3/3
Three-Point Percentage	(.571/.12-21) @ Sac. (OT), 2/21	(.111/.1-9), 3 times, last @ Mia., 3/10
Free-Throws Made	35 @ Ori., 3/11	6 @ Ind., 3/7
Free-Throws Attempted	47 vs. Bos., 12/30	8 @ Ind., 3/7

	HIGH	LOW
Free-Throw Percentage	(1.000/14-14) @ NJ, 3/26	(.500/8-16) @ Port., 4/19
Total Rebounds	64 vs. Min. (OT), 2/5	31 @ Van., 11/6
Offensive Rebounds	25, 2 times, last vs. Sac., 12/16	3 @ Phil., 12/6
Defensive Rebounds	47 vs. Min. (OT), 2/5	18 @ Atl., 3/28
Assists	41 vs. Mil., 2/2	10 @ Phx., 2/22
Steals	15 vs. Utah, 4/18	1 @ Dal., 2/26
Turnovers	26 vs. SA, 2/9	6 @ S.A., 11/27
Blocked Shots	16 vs. Phx. (OT), 11/2	0 @ Mia., 3/10
Personal Fouls	37 vs. Det., 12/1	16 vs. Port., 11/12

OPPONENTS 1999-00 TEAM HIGHS & LOWS

	HIGH	LOW
Points	130, 2 times, last @ Det., 3/8	70 @ Chi., 3/24
Field Goals Made	52, 2 times, last @ LAL, 1/10	24 @ Chi., 3/24
Field Goals Attempted	111 by Phx. (OT), 11/2	70 by Sea., 1/12
Field Goal Percentage	(.563/.40-71) by N.Y., 11/16	(.304/.24-79) @ Chi., 3/24
Three-Pointers Made	12 by Ind., 1/6	0, 3 times, last @ Phi., 12/6
Three-Pointers Attempted	29 @ Sac., 2/10	4 @ Atl., 3/28
Three-Point Percentage	(.636/.7-11) @ Phx., 1/16	(.000, 3 times, last 0-6) @ Phi., 12/6
Free-Throws Made	37 by Min. (OT), 2/5	7 by Phx. (OT), 11/2
Free-Throws Attempted	49 by Min. (OT), 2/5	11 by LAC, 3/17
Free-Throw Percentage	(1.000/.22-22) @ Min. (OT), 2/15	(.364/.8-22) by LAL, 11/18

	HIGH	LOW
Total Rebounds	59 @ LAL, 1/10	28 by Det., 12/1
Offensive Rebounds	26 @ LAL, 1/10	3 by N.Y., 11/16
Defensive Rebounds	44 by N.J., 3/1	19 @ LAC, 3/14/00
Assists	36 @ Cle., 2/17	13 @ Ind., 3/7
Steals	19, 2 times, last by SA, 2/9	2, 2 times, last by LAC, 12/28
Turnovers	24, 2 times, last @ Phx., 2/22	7 @ NJ, 3/26
Blocked Shots	12, 2 times, last @ LAL, 1/10	0 by S.A., 12/18
Personal Fouls	33, 3 times, last by Wash., 3/23	16, 3 times, last @ Port., 4/19

1999-00 SEASON



1999-00 GAME-BY-GAME RESULTS (35-47)

NO.	DATE	OPPONENT	W-L	SCORE	HOME	ROAD	TOTAL	DEN. HIGH SCORER	OPP. HIGH SCORER	ATTEND.
1	11/2	PHOENIX	W	107-102*	1-0	0-0	1-0	Van Exel - 34	Gugliotta - 22	19,099§
2	11/5	@Portland	L	83-95	1-0	0-1	1-1	LaFrentz - 17	Smith - 22	19,995
3	11/6	@Vancouver	L	94-109	1-0	0-2	1-2	Mercer - 31	Abdur-Rahim - 27	12,159
4	11/8	ATLANTA	W	115-100	2-0	0-2	2-2	LaFrentz - 24	Rider - 28	9,198
5	11/12	PORTLAND	L	78-93	2-1	0-2	2-3	McDyess - 17	Wallace - 32	17,512
6	11/14	@Sacramento	L	116-126	2-1	0-3	2-4	Van Exel - 26	Webber - 19	15,491
7	11/16	NEW YORK	L	95-102	2-2	0-3	2-5	Mercer - 30	Sprewell - 26	13,196
8	11/18	LA. LAKERS	W	93-82	3-2	0-3	3-5	Mercer - 24	O'Neal - 36	15,218
9	11/20	CHICAGO	W	95-86	4-2	0-3	4-5	McDyess - 21	Antey - 18	15,920
10	11/24	TORONTO	W	109-84	5-2	0-3	5-5	Van Exel - 19	Carter - 16	13,624
11	11/26	MINNESOTA	W	114-105	6-2	0-3	6-5	Mercer - 27	Smith - 18	18,506
12	11/27	@San Antonio	L	87-106	6-2	0-4	6-6	Mercer - 26	Rose - 21	22,188
13	11/30	@Minnesota	L	92-109	6-2	0-5	6-7	McDyess/Mercer - 16	Smith - 26	13,117
14	12/1	DETROIT	W	100-96	7-2	0-5	7-7	McDyess - 24	Hill - 39	11,881
15	12/3	ORLANDO	L	100-112	7-3	0-5	7-8	McDyess - 25	Armstrong - 20	14,383
16	12/5	@New York	W	80-78	7-3	1-5	8-8	Van Exel - 20	Houston - 15	19,763
17	12/6	@Philadelphia	W	94-77	7-3	2-5	9-8	Van Exel - 34	Hill - 16	14,108
18	12/8	@Boston	L	90-115	7-3	2-6	9-9	McDyess - 20	Walker - 20	15,730
19	12/10	@Charlotte	L	99-106	7-3	2-7	9-10	Van Exel/LaFrentz - 20	Mason - 21	17,320
20	12/11	@Milwaukee	W	101-99	7-3	3-7	10-10	Van Exel - 27	Allen - 25	15,862
21	12/14	@Seattle	L	84-109	7-3	3-8	10-11	LaFrentz - 15	Payton - 25	11,979
22	12/16	SACRAMENTO	W	116-106	8-3	3-8	11-11	Van Exel - 38	Webber - 26	15,576
23	12/18	SAN ANTONIO	W	86-84	9-3	3-8	12-11	Mercer - 25	Duncan - 33	17,318
24	12/20	PORTLAND	W	97-88	10-3	3-8	13-11	Mercer - 22	Stoudamire - 19	15,708
25	12/23	@Vancouver	L	91-93	10-3	3-9	13-12	LaFrentz - 29	Abdur-Rahim - 29	11,792
26	12/26	VANCOUVER	W	109-86	11-3	3-9	14-12	McDyess/Van Exel - 22	Abdur-Rahim - 20	17,074
27	12/28	LA. CLIPPERS	W	128-106	12-3	3-9	15-12	McDyess - 22	Taylor - 30	14,035
28	12/30	BOSTON	L	94-102	12-4	3-9	15-13	Mercer - 20	Walker - 26	18,353
29	1/3	@Utah	L	89-109	12-4	3-10	15-14	McDyess - 24	Malone - 33	19,196
30	1/4	DALLAS	W	99-86	13-4	3-10	16-14	McDyess - 27	Finley - 28	10,549
31	1/6	INDIANA	L	87-102	13-5	3-10	16-15	McDyess - 21	Miller - 20	14,569
32	1/8	CHARLOTTE	W	97-92	14-5	3-10	17-15	Van Exel - 32	Coleman - 21	18,408
33	1/10	@L.A. Lakers	L	95-130	14-5	3-11	17-16	McDyess - 23	O'Neal - 31	18,997
34	1/12	SEATTLE	L	93-103	14-6	3-11	17-17	McDyess - 26	Payton - 35	12,408
35	1/14	MIAMI	L	87-92	14-7	3-11	17-18	McDyess - 26	Mourning - 28	15,730
36	1/16	@Phoenix	L	100-113	14-7	3-12	17-19	Mercer - 25	Robinson - 50	19,023
37	1/20	@Houston	L	115-122	14-7	3-13	17-20	McDyess - 40	Anderson - 26	14,591
38	1/21	PHOENIX	L	99-101	14-7	3-13	17-21	McDyess - 26	Kidd/Robinson - 24	18,221
39	1/24	VANCOUVER	W	110-98	15-8	3-13	18-21	Mercer - 24	Abdur-Rahim - 24	10,884
40	1/28	HOUSTON	W	104-98	16-8	3-13	19-21	Mercer - 27	Francis - 27	15,418
41	1/29	@Dallas	L	96-107	16-8	3-14	19-22	Stith - 27	Ceballos - 31	16,674
42	1/31	PHILADELPHIA	W	83-80	17-8	3-14	20-22	Mercer - 15	Iverson - 29	13,431
43	2/2	MILWAUKEE	W	135-112	18-8	3-14	21-22	Van Exel - 28	Allen - 22	12,365
44	2/4	@Golden State	L	101-103	18-8	3-15	21-23	McDyess - 30	Jamison - 19	13,321
45	2/5	MINNESOTA	L	97-105*	18-9	3-15	21-24	Posey - 23	Garnett - 30	19,099§
46	2/7	@L.A. Lakers	L	98-106	18-9	3-16	21-25	McDyess - 24	O'Neal - 35	18,997
47	2/9	SAN ANTONIO	L	97-106	19-10	3-16	21-26	Gatling - 19	Robinson - 30	16,807
48	2/10	@Sacramento	L	84-96	18-10	3-17	21-27	McDyess - 21	Webber - 22	17,317
49	2/15	@Minnesota	W	107-104*	18-10	4-17	22-27	Van Exel - 25	Garnett - 24	14,117
50	2/17	@Cleveland	L	101-119	18-10	4-18	22-28	McDyess/Clark - 19	Murray - 24	12,037
51	2/18	@Toronto	W	95-91	18-10	5-18	23-28	McDyess - 24	Carter - 31	17,570
52	2/21	SACRAMENTO	W	123-117*	19-10	5-18	24-28	McDyess - 29	Stojakovic	18,527
53	2/22	@Phoenix	L	67-86	19-10	5-19	24-29	Posey - 14	Rogers - 17	19,023
54	2/24	@Houston	W	106-97	19-10	6-19	25-29	Van Exel - 23	Mobley - 24	14,560
55	2/26	@Dallas	L	96-98	19-10	6-20	25-30	McDyess - 22	Pack/Ceballos - 22	18,187
56	3/1	NEW JERSEY	L	81-94	19-11	6-20	25-31	McDyess/McCloud - 22	Van Horn - 25	14,456
57	3/3	GOLDEN STATE	W	122-98	20-11	6-20	26-31	Clark - 29	V. Cummings - 19	18,152
58	3/5	CLEVELAND	L	92-100	20-12	6-20	26-32	Van Exel - 20	Murray - 20	17,447
59	3/7	@Indiana	L	89-90	20-12	6-21	26-33	McDyess - 23	Rose - 19	18,345
60	3/8	@Detroit	L	116-130	20-12	6-22	26-34	McDyess - 29	Stackhouse - 40	12,683
61	3/10	@Miami	L	88-96	20-12	6-23	26-35	Clark - 28	Mourning - 28	19,016
62	3/11	@Orlando	L	107-110	20-12	6-24	26-36	McDyess - 35	Amacha - 31	13,635
63	3/13	LA. LAKERS	L	108-118	20-13	6-24	26-37	Gatling - 25	O'Neal - 40	19,099§
64	3/14	@L.A. Clippers	L	106-110	20-13	6-25	26-39	McDyess - 31	Pitkovsky - 31	10,706
65	3/17	LA. CLIPPERS	W	114-87	21-13	6-25	27-38	McDyess - 23	Taylor - 21	16,536
66	3/18	@San Antonio	L	82-102	21-13	6-26	27-39	Gatling - 23	Walker - 18	24,460
67	3/21	@Utah	L	83-96	21-13	6-27	27-40	McDyess - 25	Malone - 28	19,628
68	3/23	WASHINGTON	L	86-100	21-14	6-27	27-41	Van Exel/McCloud - 18	Richmond/Howard - 22	13,773
69	3/24	@Chicago	L	68-70	21-14	6-28	27-42	Clark - 18	Brand - 26	21,808
70	3/26	@New Jersey	W	112-110	21-14	7-28	28-42	Van Exel - 28	Van Horn/Newman - 20	15,825
71	3/28	@Atlanta	L	111-116	21-14	7-29	28-43	McDyess - 28	Henderson/Mutombo - 24	9,945
72	3/29	@Washington	W	101-93	21-14	8-29	29-43	Van Exel - 26	Richmond - 22	12,301
73	4/1	UTAH	W	112-92	22-14	8-29	30-43	McDyess - 33	Malone - 27	19,638
74	4/4	@Seattle	L	93-106	22-14	8-30	30-44	McCloud - 28	Grant - 26	14,220
75	4/6	DALLAS	L	115-116*	22-15	8-30	30-45	McCloud - 23	Nowitzki - 32	14,673
76	4/8	SEATTLE	W	105-97	23-15	8-30	31-45	McCloud - 20	Payton - 30	17,808
77	4/9	@Golden State	L	103-117	23-15	8-31	31-46	McDyess - 25	Hughes - 44	11,604
78	4/11	HOUSTON	L	93-103	23-16	8-31	31-47	Van Exel - 27	Williams - 23	14,348
79	4/14	GOLDEN STATE	W	105-97	24-16	8-31	32-47	LaFrentz - 23	Blaylock - 21	13,358
80	4/15	@L.A. Clippers	W	115-114*	24-16	9-31	33-47	Van Exel - 44	Anderson - 31	17,738
81	4/18	UTAH	W	105-104*	25-16	9-31	34-47	LaFrentz - 32	Padgett - 33	16,422
82	4/19	@Portland	W	95-95	25-16	10-31	35-47	McDyess/Van Exel - 22	Wells - 18	20,403

* Denotes number of overtime periods § Pepsi Center sellout

NUGGETS SEASON-BY-SEASON



2000-01 ROSTER

NO.	PLAYER	POS	HT	WT	COLLEGE/YR	EXP.
9	Tariq Abdul-Wahad	G/F	6-6	223	San Jose State '98	3
42	Ryan Bowen	F	6-7	215	Iowa '98	1
29	Calbert Cheaney	G/F	6-7	217	Indiana '93	7
15	Keon Clark	F/C	6-11	220	UNLV '98	2
54	Terry Davis	F/C	6-10	270	Virginia Union '89	10
4	Anthony Goldwire	G	6-2	182	Houston '94	3
32	Garth Joseph	C	7-2	306	College of St. Rose '97	R
45	Raef LaFrentz	C/F	6-11	240	Kansas '98	2
5	Voshon Lenard	G	6-4	205	Minnesota '95	5
50	Dan McClintock	C	7-0	270	Northern Arizona '00	R
21	George McCloud	F	6-8	225	Florida State '89	10
24	Antonio McDyess	F	6-9	240	Alabama '97	5
3	Tracy Murray	F	6-7	228	UCLA '93	8
14	Robert Pack	G	6-2	190	USC '91	9
41	James Posey	F/G	6-8	215	Xavier '99	1
10	Aleksandar Radojevic	C	7-3	250	Barton County C.C. '99	1
30	Mark Strickland	F	6-10	220	Temple '92	6
31	Nick Van Exel	G	6-1	190	Cincinnati '93	7
43	Kevin Willis	F/C	7-0	245	Michigan State '84	16

Head Coach: Dan Issel (Kentucky '70)
Assistant Coaches: John Lucas (Maryland '76), Mike Evans (Kansas State '78),
 Louie Dampier (Kentucky '67), Kim Hughes (Wisconsin '74)
Athletic Trainer: Jim Gillen (Ft. Hays State '74)
Asst. Athletic Trainers: Max Benton (Colorado '95), Erik Phillips (Colorado State '98)

NUGGETS 2000-01 TEAM HIGHS & LOWS

	HIGH	LOW		HIGH	LOW
Points	122 vs. Sea., 1/15	71 vs. Min., 3/2	Free-Throw Percentage	(1,000/19-19) @ Sac., 3/9	(412/7-17) vs. NJ, 3/18
Points (1st Half)	69 vs. Mil., 12/30	35, 3 times, last vs. Phx., 3/6	Total Rebounds	64 vs. Sac., 4/18	30 @ Port., 2/20
Points (2nd Half)	65 @ Mil., 1/31	29 @ LAC, 3/5	Offensive Rebounds	27 vs. Sac., 4/18	5, 3 times, last vs. Phx., 3/6
Points (Quarter)	42 vs. GS (2nd), 4/13	7 @ Sac. (2nd), 2/16	Defensive Rebounds	47 @ Bos. (OT), 12/10	22, 3 times, last @ Port., 2/20
Field Goals Made	46, 4 times, last vs. Sac., 4/18	27, 2 times, last @ Dal., 1/20	Assists	35 vs. Det., 12/20	13, 3 times, last @ Port., 12/7
Field Goals Attempted	108 vs. Sac., 4/18	68 vs. Mil., 12/30	Steals	14 vs. Phx., 11/4	1, 2 times, last vs. LAL, 11/18
Field Goal Percentage	(561/46-82) vs. Sea., 1/15	(338/27-80) @ Dal., 1/20	Turnovers	21, 2 times, last @ Chi., 3/26	6 @ Hou., 4/10
Three-Pointers Made	16 vs. Sea., 1/15	1, 2 times, last @ Chi., 3/26	Blocked Shots	6 vs. SA, 4/5	1 @ LAC, 3/5
Three-Pointers Attempted	29 vs. Utah, 2/29	(091/1-11)	Personal Fouls	33 @ Bos. (OT), 12/10	15 @ GS, 1/3
Three-Point Percentage	(667/12-18) @ Min., 11/29	vs. Hou., (OT), 11/30	Margin of Victory	24 (121-97 vs. Van., 1/7)	
Free-Throws Made	48 vs. Mil., 12/30	6 @ Phi., 2/5			
Free-Throws Attempted	60 vs. Mil., 12/30	8 vs. Sac., 4/18			

OPPONENTS 2000-01 TEAM HIGHS & LOWS

	HIGH	LOW		HIGH	LOW
Points	127 @ Sea., 2/21	77 by NY, 2/13	Total Rebounds	63 @ Dal., 1/20	28 @ LAC, 3/5
Points (1st Half)	71 @ Sea., 2/21	35 by Chi., 11/16	Offensive Rebounds	23, 2 times, last by GS, 4/13	4 by Ind., 3/14
Points (2nd Half)	70 by Mil., 12/30	33 by NY, 2/13	Defensive Rebounds	43 by Phx., 3/6	22, 2 times, last @ Sac., 11/24
Points (Quarter)	42 @ Sea. (1st), 11/1	10 by NJ (2nd), 3/18	Assists	34, 3 times, last @ SA, 4/14	12 @ LAC, 3/5
Field Goals Made	51 @ Sea., 2/21	27 by NY, 2/13	Steals	15 by Sac., 4/18	1 @ Van., 1/9
Field Goals Attempted	102 @ Wash., 2/3	69 @ LAC, 3/5	Turnovers	25, 2 times, last by Phx., 11/4	4 @ Min., 3/23
Field Goal Percentage	(593/51-86) @ Sea., 2/21	(337/29-86) by LAC, 11/12	Blocked Shots	18 by GS, 4/13	0, 2 times, last by Phx., 11/4
Three-Pointers Made	11, 2 times, last @ SA, 4/14	vs. Hou., (OT), 11/30	Personal Fouls	41 by Mil., 12/30	11 @ NJ, 3/28
Three-Pointers Attempted	23 by Sea., 12/2	5, 4 times, last @ Min., 3/23	Margin of Victory		38 (116-78) @ Utah, 11/22
Three-Point Percentage	(579/11-19) @ Dal., 11/25	(050/1-20) by LAC, 11/12			
Free-Throws Made	32, 2 times, last @ Cle., 3/24	7 @ Atl., 3/31			
Free-Throws Attempted	42 by Hou. (OT), 11/30	13 @ Atl., 3/31			
Free-Throw Percentage	(1,000/19-19) @ Min., 11/29	(500/14-28) @ GS, 3/12			

2000-01 SEASON



2000-01 GAME-BY-GAME RESULTS (40-42)

NO.	DATE	OPPONENT	W-L	SCORE	HOME	ROAD	TOTAL	DEN. HIGH SCORER	OPP. HIGH SCORER	ATTEND.
1	11/1	@Seattle	L	99-112	0-0	0-1	0-1	Van Exel - 26	Payton - 35	17,072
2	11/2	GOLDEN STATE	W	101-97	1-0	0-1	1-1	Van Exel - 23	Hughes - 21	15,790
3	11/4	PHOENIX	L	99-102	1-1	0-1	1-2	Van Exel/LaFrentz - 14	Kidd - 22	13,312
4	11/6	DALLAS	L	96-108	1-2	0-1	1-3	LaFrentz - 23	Finley - 26	11,190
5	11/8	MINNESOTA	W	106-107*	2-2	0-1	2-3	Lenard - 20	Garnett - 26	10,549
6	11/9	@Portland	L	91-107	1-2	0-2	1-4	Van Exel - 23	Davis/Smith/Wells - 17	19,996
7	11/12	L.A. CLIPPERS	W	95-79	3-2	0-2	3-4	McDyess - 22	Skinner - 23	10,842
8	11/14	@L.A. Lakers	L	103-119	3-2	0-3	3-5	McDyess - 28	O'Neal - 34	18,997
9	11/16	CHICAGO	W	89-85	4-2	0-3	4-5	McDyess/Clark - 16	Bryant - 22	10,150
10	11/18	L.A. LAKERS	W	87-86	5-2	0-3	5-5	McDyess - 28	Bryant - 32	19,513\$
11	11/20	@Vancouver	W	96-92	5-2	1-3	6-5	McDyess - 21	Abdur-Rahim - 19	11,809
12	11/22	@Utah	L	78-116	5-2	1-4	6-6	Lenard - 14	Marshall - 17	18,664
13	11/24	SAN ANTONIO	W	102-92	6-2	1-4	7-6	Van Exel - 27	Duncan - 21	13,300
14	11/25	@Dallas	L	84-108	6-2	1-5	7-7	McDyess - 19	Novitzki - 24	16,234
15	11/29	@Minnesota	W	107-100	6-2	2-5	8-7	Van Exel - 30	Garnett - 25	15,227
16	11/30	HOUSTON	L	105-109*	6-3	2-5	8-8	McDyess - 40	Mobley/Francis - 22	13,684
17	12/2	SEATTLE	W	103-92	7-3	2-5	9-8	McDyess - 27	Lewis - 26	14,234
18	12/4	PHILADELPHIA	W	105-98	8-3	2-5	10-8	LaFrentz - 25	Iverson - 37	15,129
19	12/6	@Miami	L	78-95	8-3	2-6	10-9	McDyess - 15	Green - 16	14,463
20	12/7	@Orlando	L	93-103	8-3	2-7	10-10	McDyess - 28	McGrady - 36	13,123
21	12/9	@New York	L	88-96	8-3	2-8	10-11	Van Exel - 24	Sprewell - 29	19,763
22	12/10	@Boston	L	102-104*	8-3	2-9	10-12	McDyess - 37	Pierce - 28	11,812
23	12/12	MIAMI	L	85-96	8-4	2-9	10-13	McDyess - 22	Robinson - 31	12,884
24	12/14	@San Antonio	W	102-96	8-4	3-9	11-13	LaFrentz - 28	Robinson - 23	15,248
25	12/16	@Houston	W	102-100	8-4	4-9	12-13	Van Exel - 26	Francis - 36	11,807
26	12/20	DETROIT	W	108-106	9-4	4-9	13-13	McDyess - 29	Stackhouse - 20	16,100
27	12/22	PORTLAND	W	116-96	10-4	4-9	14-13	McDyess/Van Exel - 29	Wallace - 27	16,622
28	12/23	@Phoenix	L	93-102	10-4	4-10	14-14	McCloud - 21	Delk - 26	18,626
29	12/26	L.A. CLIPPERS	L	109-108	11-4	4-10	15-14	McDyess - 35	Odom - 21	14,226
30	12/28	TORONTO	L	93-94	11-5	4-10	15-15	McDyess - 22	Carter - 25	17,700
31	12/30	MILWAUKEE	W	120-113	12-5	4-10	15-15	McDyess - 35	Robinson - 31	15,330
32	1/3	@Golden State	W	111-100	12-5	5-10	17-15	McDyess - 25	Jamison - 26	12,163
33	1/5	UTAH	W	100-87	13-5	5-10	18-15	McDyess - 31	Malone - 33	15,205
34	1/7	CHARLOTTE	W	94-87	14-5	5-10	19-15	McDyess - 33	Robinson - 18	13,111
35	1/9	@Vancouver	W	112-105	14-5	6-10	20-15	McDyess - 31	Abdur-Rahim - 26	12,417
36	1/10	@L.A. Clippers	L	86-92	14-5	6-11	20-16	McDyess - 29	Odom/Parks - 15	11,251
37	1/12	SACRAMENTO	W	106-93	15-5	6-11	21-16	Van Exel - 25	Webber - 24	17,512
38	1/15	SEATTLE	W	122-111	16-5	6-11	22-16	Lenard - 30	Payton - 28	13,247
39	1/17	VANCOUVER	W	121-97	17-5	6-11	23-16	Van Exel - 21	Abdur-Rahim - 24	12,117
40	1/19	CLEVELAND	W	91-89	18-5	6-11	24-16	McDyess - 20	Miller - 17	17,958
41	1/20	@Dallas	L	79-97	18-5	6-12	24-17	Van Exel - 16	Novitzki - 27	18,187
42	1/23	HOUSTON	W	105-100	19-5	6-12	25-17	Van Exel - 30	Francis - 26	12,674
43	1/25	@Utah	L	96-98	19-5	6-13	25-18	McDyess - 24	Marshall - 24	18,993
44	1/27	DALLAS	W	102-100	20-5	6-13	26-18	Van Exel/Willis - 18	Finley - 32	19,099\$
45	1/29	UTAH	L	91-97	20-6	6-13	26-19	Van Exel - 21	Malone - 30	18,066
46	1/31	@Milwaukee	L	111-116	20-6	6-14	26-20	McDyess - 26	Allen - 32	15,786
47	2/2	@Indiana	L	94-103	20-6	6-15	26-21	McDyess - 25	Miller - 27	18,345
48	2/3	@Washington	W	105-100	20-6	7-15	27-21	McDyess - 24	Whitney - 24	13,429
49	2/5	@Philadelphia	W	80-99	20-6	7-16	27-22	McDyess - 28	Iverson - 37	18,726
50	2/6	@Detroit	L	83-94	20-6	7-17	27-23	McDyess/Van Exel - 22	Stackhouse - 24	11,378
51	2/8	@Toronto	L	92-99	20-6	7-18	27-24	Van Exel - 25	Carter - 31	18,041
52	2/13	NEW YORK	W	96-77	21-6	7-18	28-24	Van Exel - 24	Houston - 15	16,813
53	2/16	@Sacramento	L	84-117	21-6	7-19	28-25	Lenard - 23	Stojakovic - 29	17,317
54	2/18	WASHINGTON	L	98-101	21-7	7-19	28-26	McDyess - 29	Richmond - 29	15,961
55	2/20	@Portland	L	94-104	21-7	7-20	28-27	McDyess - 30	Wallace - 42	19,980
56	2/21	@Seattle	L	98-127	21-7	7-21	28-28	McDyess - 22	Payton - 30	13,940
57	2/24	ATLANTA	W	85-82	22-7	7-21	29-28	McDyess - 19	Terry - 22	18,977
58	2/26	ORLANDO	L	86-93	22-8	7-21	29-29	McDyess - 24	McGrady - 36	13,288
59	2/28	L.A. LAKERS	W	107-101	23-8	7-21	30-29	Van Exel - 27	Bryant - 38	19,566\$
60	3/2	MINNESOTA	L	71-89	23-9	7-21	30-30	LaFrentz - 16	Garnett - 24	17,844
61	3/3	@Phoenix	L	82-97	23-9	7-22	30-31	Van Exel - 22	Robinson - 20	18,889
62	3/5	@L.A. Clippers	L	86-99	23-9	7-23	30-32	Strickland - 16	Odom - 27	12,068
63	3/6	PHOENIX	L	82-93	23-10	7-23	30-33	Pack - 22	Gugliotta - 25	15,763
64	3/9	@Sacramento	L	104-110	23-10	7-24	30-34	Lenard - 24	Webber - 41	17,317
65	3/12	@Golden State	W	84-79	23-10	8-24	31-34	Van Exel - 17	Wallace - 20	10,274
66	3/14	INDIANA	W	95-83	24-10	8-24	32-34	Van Exel - 37	O'Neal - 22	14,313
67	3/16	BOSTON	L	83-87	24-11	8-24	32-35	Posey - 19	Walker - 21	16,406
68	3/18	NEW JERSEY	W	98-84	25-11	8-24	33-35	LaFrentz - 22	Martin - 17	14,861
69	3/23	@Minnesota	L	90-101	25-11	8-25	33-36	McCloud - 18	Garnett - 30	18,777
70	3/24	@Cleveland	L	105-117	25-11	8-26	33-37	McDyess - 32	Miller - 24	16,519
71	3/26	@Chicago	W	109-104*	25-11	9-26	34-37	McDyess - 35	Mercer - 30	21,749
72	3/28	@New Jersey	L	96-99	25-11	9-27	34-38	McDyess - 20	Van Horn - 25	17,551
73	3/30	@Charlotte	W	103-96	25-11	10-27	35-38	Van Exel - 41	Wesley - 24	15,983
74	3/31	@Atlanta	L	89-99	25-11	10-28	35-39	Willis - 21	Kukoc - 23	16,330
75	4/3	PORTLAND	W	94-92	26-11	10-28	36-39	Pack - 26	Smith/Stoudamire - 17	13,755
76	4/5	SAN ANTONIO	L	80-101	26-12	10-28	36-40	Pack - 20	Duncan - 36	13,796
77	4/7	VANCOUVER	W	98-97	27-12	10-28	37-40	Posey - 22	Abdur-Rahim - 32	14,834
78	4/10	@Houston	W	100-99	27-12	11-28	38-40	Pack - 20	Mobley - 27	11,899
79	4/13	GOLDEN STATE	W	108-92	28-12	11-28	39-40	McCloud - 24	Jamison - 30	15,874
80	4/14	@San Antonio	L	95-111	28-12	11-29	39-41	McCloud - 23	Robinson - 25	34,397
81	4/17	@L.A. Lakers	L	91-108	28-12	11-30	39-42	LaFrentz - 32	O'Neal - 33	18,997
82	4/18	SACRAMENTO	W	110-100	29-12	11-30	40-42	LaFrentz - 22	Pollard - 18	18,495

* Denotes number of overtime periods \$ Pepsi Center sellout

NUGGETS SEASON-BY-SEASON



2001-02 ROSTER

NO.	PLAYER	POS	HT	WT	COLLEGE/YR	EXP.
9	Tariq Abdul-Wahad	G/F	6-6	223	San Jose State '98	4
15	Chris Andersen	F	6-10	230	Blinn (Texas) J.C. '99	1
30	Carlos Arroyo	G	6-2	202	Florida International '01	1
27	Mengke Bateer	C	6-11	290	China	1
32	Ryan Bowen	F	6-9	227	Iowa '98	3
29	Calbert Cheaney	G/F	6-7	217	Indiana '93	9
25	Zendon Hamilton	F	6-11	250	St. John's '98	2
6	Avery Johnson	G	5-11	180	Southern '88	13
45	Raef LaFrentz	C	6-11	245	Kansas '98	3
10	Tim Hardaway	G	6-0	195	Texas-El Paso '89	12
1	Donnell Harvey	F	6-8	220	Florida '03	2
7	Juwan Howard	F	6-9	250	Michigan '95	8
5	Voshon Lenard	G	6-4	205	Minnesota '95	7
21	George McCloud	F	6-8	225	Florida State '89	12
24	Antonio McDyess	F	6-9	245	Alabama '97	7
41	James Posey	F/G	6-8	215	Xavier '99	3
34	Isaiah Rider	G	6-5	215	UNLV '93	8
11	Kenny Satterfield	G	6-2	180	CINCINNATI '03	1
36	Shawnelle Scott	C	6-11	250	St. John's '94	3
31	Nick Van Exel	G	6-1	195	Cincinnati '93	8
42	Scott Williams	F/C	6-10	245	North Carolina '90	12

Interim Head Coach: Mike Evans (Kansas State '78)
Assistant Coaches: Kim Hughes (Wisconsin '74), John MacLeod (Bellarmine College '59),
 Clyde Drexler (Houston '84), Louie Dampier (Kentucky '67)
Asst. Coach / Strength & Cond.: Steve Hess (Ithaca '91)
Athletic Trainer: Jim Gillen (Ft. Hays State '74)
Asst. Athletic Trainer: Erik Phillips (Colorado State '98)

NUGGETS 2001-02 TEAM HIGHS & LOWS

	HIGH	LOW	HIGH	LOW
Points	110 vs. Dal. (OT), 3/3	88 vs. LAL, 11/21	Free-Throws Attempted	39 @ Mia., 3/16
Points (1st Half)	83 vs. Mil., 11/1	32 @ SA, 4/10	Free-Throw Percentage	(.938/15-16) vs. Port., 2/5
Points (2nd Half)	83 vs. Sea., 1/18	31 @ SA, 12/21	Total Rebounds	57 vs. Mem., 12/13
Points (Quarter)	37 vs. Hou. (3rd), 11/9	12 (3), last @ Mem. (3rd), 4/9	Offensive Rebounds	24 (2), last @ GS., 4/5
Field Goals Made	47 vs. Hou., 11/9	24 vs. Wash., 3/20	Defensive Rebounds	38 (3), last vs. Hou., 4/16
Field Goals Attempted	99 (2), last @ GS., 4/5	69 @ LAL, 1/22	Assists	35 vs. NY, 3/7
Field Goal Percentage	(.565/39-69) @ LAL, 1/22	(.322/29-90) @ Sac., 3/21	Steals	17 vs. GS., 4/12
Three-Pointers Made	11 vs. GS., 12/22	0 (3), last vs. Wash., 3/20	Turnovers	28 @ Utah, 3/4
Three-Pointers Attempted	28 vs. SA, 12/18	3 vs. Wash., 3/20	Blocked Shots	16 vs. LAC, 1/4
Three-Point Percentage	(.588/10-17) @ LAL, 1/22	(.000/3), last, 0-3 vs. Wash., 3/20	Personal Fouls	36 @ Utah, 3/4
Free-Throws Made	29 vs. Dal. (OT), 3/3	4 vs. SA, 12/18	Margin of Victory	31 (101-70) vs. Hou., 4/16

OPPONENTS 2001-02 TEAM HIGHS & LOWS

	HIGH	LOW	HIGH	LOW
Points	132 @ Sac., 2/1	70 by Hou., 4/16	Free-Throw Percentage	(1.000/17-17) by Mia., 1/29
Points (1st Half)	71 @ Sac., 2/1	27 by Hou., 4/16	Total Rebounds	61 (2) @ GS., 2/27
Points (2nd Half)	61 @ Sac., 2/1	34 (2), last @ NY, 3/25	Offensive Rebounds	21 (2), last @ Sac., 2/1
Points (Quarter)	42 @ Sac. (1st), 2/1	11 (2), last @ Det. (3rd), 3/31	Defensive Rebounds	44 @ GS., 2/27
Field Goals Made	47 @ Sea., 1/19	26 (2) by Hou., 4/16; 11/9	Assists	36 @ Phx., 12/29
Field Goals Attempted	94 @ Tor. (OT), 12/7	63 (2), last @ Utah, 3/4	Steals	19 @ SA, 12/21
Field Goal Percentage	(.589/43-73) @ SA, 12/21	(.341/29-85) @ NY, 3/25	Turnovers	30 @ GS., 2/27
Three-Pointers Made	14 by Bos., 2/12	0 @ Mem., 2/14	Blocked Shots	16 @ Mem., 4/9
Three-Pointers Attempted	27 (2), last @ OrL., 3/15	5 by Chi., 11/13	Personal Fouls	27 @ GS., 2/27
Three-Point Percentage	(.778/7-9) by Sac., 1/16	(.000/0-6) @ Mem., 2/14	Margin of Victory	36 (118-82) @ Sac., 3/21;
Free-Throws Made	43 @ GS., 2/27	6 @ Sea., 1/19		(132-96) @ Sac., 2/1
Free-Throws Attempted	52 @ GS., 2/27	12 (2), last @ LAC, 4/7		

2001-02 SEASON



2001-02 GAME-BY-GAME RESULTS (27-55)

NO.	DATE	OPPONENT	W-L	SCORE	HOME	ROAD	TOTAL	DEN. HIGH SCORER	OPP. HIGH SCORER	ATTEND.
1	10/30	@Phoenix	W	99-96	0-0	1-0	1-0	Van Exel - 27	Deik - 21	16,421
2	11/1	MILWAUKEE	L	101-102	0-1	1-0	1-1	Van Exel - 44	Allen - 31	18,634
3	11/3	SACRAMENTO	L	94-106	0-2	1-0	1-2	Van Exel - 32	Stojakovic - 24	15,138
4	11/6	@Houston	L	93-98	0-2	1-1	1-3	Van Exel - 25	Francis - 22	8,671
5	11/8	@Dallas	L	91-105	0-2	1-2	1-4	Rider - 19	Nowitzki - 33	17,471
6	11/9	HOUSTON	W	108-81	1-2	1-2	2-4	Van Exel/Rider - 28	Thomas - 27	11,451
7	11/11	TORONTO	W	96-85	2-2	1-2	3-4	Van Exel - 24	Carter - 22	13,735
8	11/13	CHICAGO	W	101-93	3-2	1-2	4-4	Van Exel - 23	Miller - 25	11,307
9	11/15	ORLANDO	L	82-101	3-3	1-2	4-5	Bowen - 14	Hill - 23	12,015
10	11/17	@Seattle	W	103-93	3-3	2-2	5-5	Van Exel - 38	Lewis - 23	11,992
11	11/19	NEW JERSEY	W	99-96*	4-3	2-2	6-5	Van Exel - 30	Martin - 28	11,219
12	11/21	L.A. LAKERS	L	68-89	4-4	2-2	6-6	Van Exel - 21	Bryant - 24	19,521\$
13	11/23	@Portland	L	90-97	4-4	2-3	6-7	Van Exel - 29	Wallace - 30	19,479
14	11/25	@L.A. Lakers	L	98-105	4-4	2-4	6-8	Van Exel - 34	Bryant - 25	18,997
15	11/28	INDIANA	L	85-99	4-5	2-4	6-9	Van Exel - 20	Harrington - 20	14,542
16	11/30	L.A. CLIPPERS	W	96-93	5-5	2-4	7-9	LaFrentz - 26	Richardson - 26	14,187
17	12/4	@Indiana	L	96-104	5-5	2-5	7-10	Van Exel - 30	Rose - 25	16,340
18	12/5	@Boston	L	80-95	5-5	2-6	7-11	Van Exel/Johnson - 16	Pierce - 35	12,587
19	12/7	@Toronto	L	96-98*	5-5	2-7	7-12	Van Exel - 27	Carter - 42	19,800
20	12/8	@Cleveland	W	99-109	5-5	2-8	7-13	Lenard - 17	Murray - 33	13,092
21	12/11	CHARLOTTE	L	95-99	5-6	2-8	7-14	LaFrentz - 23	Stason - 20	13,312
22	12/13	MEMPHIS	W	89-86	6-6	2-8	8-14	Lenard - 25	Battier - 19	11,231
23	12/15	PHOENIX	W	106-98	7-6	2-8	9-14	Van Exel - 24	Marbury - 27	13,593
24	12/18	SAN ANTONIO	L	93-102	7-7	2-8	9-15	Van Exel - 25	Duncan - 24	14,118
25	12/21	@San Antonio	L	74-109	7-7	2-9	9-16	Van Exel - 11	Duncan - 21	22,831
26	12/22	GOLDEN STATE	L	101-105	7-8	2-9	9-17	Posey - 33	Jamison - 29	15,122
27	12/26	MINNESOTA	L	91-94	7-9	2-9	9-18	Van Exel - 27	Garnett/Billups - 22	14,726
28	12/28	PHILADELPHIA	W	93-90	8-9	2-9	10-18	Van Exel - 33	Iverson - 38	18,482
29	12/29	@Phoenix	L	92-109	8-9	2-10	10-19	Van Exel - 24	Wallace - 23	17,976
30	1/2	L.A. LAKERS	L	86-97	9-10	2-10	10-20	Van Exel - 25	Bryant - 29	17,832
31	1/4	L.A. CLIPPERS	L	80-82	8-11	2-10	10-21	Posey - 28	Odum - 27	16,004
32	1/7	@Charlotte	L	80-94	8-11	2-11	10-22	Van Exel - 24	Campbell - 21	7,806
33	1/8	@Dallas	L	94-95	8-11	2-12	10-23	Van Exel - 31	Nowitzki - 27	19,617
34	1/10	CLEVELAND	W	96-91	9-11	2-12	11-23	LaFrentz - 29	Murray - 17	13,589
35	1/12	@Houston	L	86-98	9-11	2-13	11-24	LaFrentz - 20	Griffin - 25	11,045
36	1/14	@Utah	L	97-106	9-11	2-14	11-25	Van Exel - 26	Malone - 26	17,809
37	1/16	SACRAMENTO	L	107-112	9-12	2-14	11-26	LaFrentz - 30	Stojakovic - 29	16,780
38	1/18	SEATTLE	W	95-90	10-12	2-14	12-26	Lenard - 27	Payton - 25	17,407
39	1/19	@Seattle	L	77-104	10-12	2-15	12-27	Van Exel - 28	Payton - 25	17,072
40	1/21	@L.A. Clippers	L	89-102	10-12	2-16	12-28	Van Exel - 19	Brand - 31	16,672
41	1/22	@L.A. Lakers	W	107-91	10-12	3-16	13-28	Lenard - 29	O'Neal - 40	18,997
42	1/24	DALLAS	L	97-104	10-13	3-16	13-29	LaFrentz - 24	Nowitzki - 26	16,045
43	1/29	MIAMI	L	94-100*	10-14	3-16	13-30	LaFrentz - 30	Jones - 37	15,492
44	2/1	@Sacramento	L	96-132	10-14	3-17	13-31	LaFrentz - 16	Webber - 29	17,317
45	2/5	PORTLAND	W	97-96	11-14	3-17	14-31	LaFrentz - 25	Patterson - 31	16,539
46	2/12	BOSTON	L	93-110	11-15	3-17	14-32	Johnson - 21	Walker - 30	14,133
47	2/14	@Memphis	W	100-85	11-15	4-17	15-32	LaFrentz - 23	Wright - 20	12,867
48	2/15	@Minnesota	W	99-98	11-15	5-17	16-32	LaFrentz - 30	Peeler - 24	19,669
49	2/17	@New Jersey	L	77-98	11-15	5-18	16-33	Abdul-Wahad/Lenard - 14	Van Horn - 17	12,866
50	2/18	@Philadelphia	L	83-110	11-15	5-19	16-34	Johnson/LaFrentz - 17	Iverson - 27	20,471
51	2/20	UTAH	L	99-110	11-16	5-19	16-35	Johnson - 19	Kirilenko/Padgett - 21	15,920
52	2/23	@Portland	L	90-101	11-16	5-20	16-36	McCloud - 20	Stoudamire - 24	19,146
53	2/24	ATLANTA	L	84-89	11-17	5-20	16-37	Howard - 28	Terry - 25	15,424
54	2/27	@Golden State	L	93-110	11-17	5-21	16-38	Howard - 21	Jamison - 26	11,517
55	3/1	MEMPHIS	W	99-93	12-17	5-21	17-38	Howard - 24	Gasol - 26	16,177
56	3/11	DALLAS	L	110-116*	12-18	5-21	17-39	Howard - 30	Finley - 30	16,851
57	3/4	@Utah	L	82-100	12-18	5-22	17-40	Lenard - 20	Malone - 21	18,381
58	3/7	NEW YORK	W	104-93	13-18	5-22	18-40	Howard - 30	Sprewell - 23	16,307
59	3/9	PORTLAND	W	109-106*	14-18	5-22	19-40	McCloud - 26	Pippen - 28	17,098
60	3/11	SAN ANTONIO	L	78-93	14-19	5-22	19-41	McDyess - 19	Duncan - 21	13,511
61	3/13	@Atlanta	L	102-105	14-19	5-23	19-42	Hardaway - 20	Terry - 31	7,577
62	3/15	@Orlando	L	102-124	14-19	5-24	19-43	Howard - 20	McGrady - 30	15,174
63	3/16	@Miami	L	76-101	14-19	5-25	19-44	Cheaney - 20	Mourning - 24	16,500
64	3/18	DETROIT	L	91-98	14-20	5-25	19-45	Lenard/Howard - 18	Stachhouse - 24	14,305
65	3/20	WASHINGTON	L	75-107	14-21	5-25	19-46	McDyess - 16	Hamilton - 30	19,162\$
66	3/21	@Sacramento	L	82-118	14-21	5-26	19-47	McCloud - 15	Turkoglu - 31	17,317
67	3/23	SEATTLE	W	88-85	15-21	5-26	20-47	Lenard - 24	Lewis/Drobnjak - 16	17,848
68	3/25	@New York	W	84-83	15-21	6-26	21-47	Lenard - 21	Sprewell - 33	19,763
69	3/26	@Washington	L	87-103	15-21	6-27	21-48	Harvey - 18	Hamilton/Whitney - 22	20,674
70	3/28	@Milwaukee	L	88-95	15-21	6-28	21-49	Lenard - 25	Cassell - 29	18,717
71	3/30	@Chicago	W	100-84	15-21	7-28	22-49	Howard - 23	Crawford - 16	20,734
72	3/31	@Detroit	L	82-86	15-21	7-29	22-50	Cheaney - 22	Stackhouse - 22	16,658
73	4/2	UTAH	W	99-90	16-21	7-29	23-50	Howard - 20	Stockton - 19	17,842
74	4/4	MINNESOTA	W	88-87	17-21	7-29	24-50	Howard - 20	Garnett - 21	15,509
75	4/5	@Golden State	L	104-108	17-21	7-30	24-51	Howard - 27	Arenas - 25	14,396
76	4/7	@L.A. Clippers	L	75-97	17-21	7-31	24-52	Posey - 18	Olowokandi - 23	18,964
77	4/9	@Memphis	L	86-97	17-21	7-32	24-53	Howard - 18	Swift - 20	11,208
78	4/10	@San Antonio	L	79-87	17-21	7-33	24-54	Howard - 19	Duncan - 16	19,893
79	4/12	GOLDEN STATE	W	97-89	18-21	7-33	25-54	Posey - 17	Jamison - 21	17,154
80	4/13	PHOENIX	W	99-94	19-21	7-33	26-54	Lenard - 28	Marion - 22	16,807
81	4/16	HOUSTON	W	101-70	20-21	7-33	27-54	Posey - 26	Torres - 18	15,717
82	4/17	@Minnesota	L	90-104	20-21	7-34	27-55	Satterfield - 21	Szczerbiak - 20	16,779

* Denotes number of overtime periods

\$ Pepsi Center sellout

NUGGETS SEASON-BY-SEASON



2002-03 ROSTER

NO.	PLAYER	POS	HT	WT	COLLEGE/YR	EXP.
15	Chris Andersen	F	6-10	230	Blinn (Texas) J.C. '99	1
30	Mark Blount	C	7-0	250	Pittsburgh '99	2
32	Ryan Bowen	F	6-9	227	Iowa '98	3
14	Devin Brown	G	6-5	235	Texas-San Antonio '02	R
9	Mark Bryant	F/C	6-9	250	Seton Hall '88	14
23	Marcus Camby	F/C	6-11	225	Massachusetts '97	6
25	John Crotty	G	6-2	194	Virginia '91	10
21	Adam Harrington	G	6-5	200	Auburn '03	R
6	Junior Harrington	G	6-4	190	Wingate '02	R
1	Donnell Harvey	F	6-8	220	Florida '03	2
5	Juwan Howard	F	6-9	250	Michigan '95	8
31	Nene	F	6-11	260	Brazil	R
41	James Posey	F/G	6-8	215	Xavier '99	3
11	Kenny Satterfield	G	6-2	180	Cincinnati '03	1
4	Predrag Savovic	G	6-6	225	Hawaii '02	R
20	Jeff Trepagnier	G	6-4	200	USC '01	1
22	Nikoloz Tskitshvili	F	7-0	225	Republic of Georgia	R
7	Rodney White	G/F	6-9	230	Charlotte '04	1
12	Chris Whitney	G	6-0	175	Clemson '93	9
11	Shammond Williams	G	6-1	201	North Carolina '98	4
3	Vincent Yarbrough	G/F	6-7	210	Tennessee '02	R

- Head Coach:** Jeff Bzdelik (Illinois-Chicago '76)
Associate Head Coach: John MacLeod (Bellarmine College '59)
Assistant Coaches: T.R. Dunn (Alabama '77)
 Jarinn Akana (Hawaii '94)
Assistant Coach/Director of Scouting: Bill Branch (Lenior-Rhyne College '88)
Player Development: Mark Randall (Kansas '91)
Coaching Consultant: Doug Moe (North Carolina '61)
Asst. Coach/Strength & Conditioning: Steve Hess (Ithaca '91)
Athletic Trainer: Jim Gillen (Ft. Hays State '74)
Asst. Athletic Trainer: Erik Phillips (Colorado State '98)

NUGGETS 2002-03 TEAM HIGHS & LOWS

	HIGH	LOW		HIGH	LOW
Points	108 vs. Mil., 3/26	53 @ Det., 11/16	Total Rebounds	59 vs. GS, 2/24	25 vs. LAL, 12/28
Field Goals Made	45 @ Port., 11/5	20 @ Phx., 4/1	Offensive Rebounds	23 vs. Utah, 11/20	5 vs. Sac., 12/4
Field Goals Attempted	102 @ GS, 4/6	56 vs. NJ, 1/27	Defensive Rebounds	40 vs. Sac., 1/4	16 (3), last @ Cle., 12/14
Field Goal Percentage	(.592/45-76) @ Port., 11/5	(.263/20-76) @ Phx., 4/1	Assists	32 (2), last vs. Chi. (OT), 2/4	12 (2), last @ SA, 11/27
Three-Pointers Made	8 @ Cle., 12/14	0 (6), last vs. NY, 4/2	Steals	18 (2), last vs. Cle., 1/17	2 vs. Phi., 3/2
Three-Pointers Attempted	21 @ Cle., 12/14	2 @ NY, 1/22	Turnovers	32 vs. NJ, 1/27	9 vs. Min., 12/9
Three-Point Percentage	(.700/7-10) vs. Wash., 3/30	(.000/5) last vs. Port., 2/26	Blocked Shots	12 vs. Port., 1/10	0 @ Port., 1/28
Free-Throws Made	28 vs. LAL, 2/12	3 @ Port., 1/25	Personal Fouls	33 (3), last vs. LAL, 2/12	17 (2), last @ Hou., 1/11
Free-Throws Attempted	43 vs. LAL, 2/12	6 @ Mil., 1/25			
Free-Throw Percentage	(.900/18-20) @ Sac., 4/11	(.375/3-8) @ Port., 11/2			

OPPONENTS 2002-03 TEAM HIGHS & LOWS

	HIGH	LOW		HIGH	LOW
Points	126 @ LAL, 4/15	70 by LAC, 11/22	Total Rebounds	61 @ Chi., 2/15	23 @ Port., 11/2
Field Goals Made	48 @ Dal., 2/1	23 (2), last by Bos., 3/22	Offensive Rebounds	23 @ Chi., 2/15	3 (2), last by Orh., 12/20
Field Goals Attempted	90 by LAC, 4/12	60 @ LAC, 12/21	Defensive Rebounds	41 by LAC, 4/12	13 @ Port., 11/2
Field Goal Percentage	(.590/36-61) by Utah, 11/20	(.307/23-75) vs. Bos., 3/22	Assists	36 by LAL, 12/28	13 by Mem., 2/2
Three-Pointers Made	14 @ LAL, 4/15	0 (4), last by Mia., 1/8	Steals	18 by GS, 11/29	3 by Min., 12/9
Three-Pointers Attempted	27 @ LAL, 4/15	4 by Utah, 11/20	Turnovers	31 by Utah, 11/20	10 by Dal., 12/18
Three-Point Percentage	(.750/3-4) by Utah, 1/15	(.000/3), last by Sea., 12/30	Blocked Shots	15 by Mem., 11/9	1 (2), last @ Sea., 1/3
Free-Throws Made	40 @ GS, 12/3	11 @ Min., 10/30	Personal Fouls	31 (2), last by Ind., 12/7	10 @ Mil., 1/25
Free-Throws Attempted	48 @ Utah, 2/22	16 by LAL, 12/28			
Free-Throw Percentage	(.952/20-21) by Dal., 12/18	(.520/13-25) @ Sea., 1/3			

2002-03 SEASON



2002-03 GAME-BY-GAME RESULTS (17-65)

NO.	DATE	OPPONENT	W-L	SCORE	HOME	ROAD	TOTAL	DEN. HIGH SCORER	OPP. HIGH SCORER	ATTEND.
1	10/30	@Minnesota	L	77-83	0-0	0-1	0-1	Andersen - 16	Hudson - 23	16,113
2	11/1	HOUSTON	L	73-84	0-1	0-1	0-2	Posey - 16	Mobley - 29	18,030
3	11/2	@Portland	W	96-79	1-1	1-1	1-2	Posey - 19	Wallace - 21	19,991
4	11/5	ATLANTA	L	87-103	0-2	1-1	1-3	Howard - 25	Robinson - 23	10,073
5	11/7	DETROIT	L	63-89	0-3	1-1	1-4	Posey - 21	Billsup - 19	11,962
6	11/9	MEMPHIS	W	84-73	1-3	1-1	2-4	White - 22	Gasol - 21	16,179
7	11/13	PHOENIX	L	72-75	1-4	1-1	2-5	Howard - 19	Marbury - 19	11,846
8	11/15	@Toronto	L	79-84	1-4	1-2	2-6	Posey - 24	Lenard - 19	18,985
9	11/16	@Detroit	L	53-74	1-4	1-3	2-7	Howard - 12	Robinson - 19	22,076
10	11/18	@New Jersey	L	79-99	1-4	1-4	2-8	Satterfield - 15	Kidd - 24	10,302
11	11/20	UTAH	L	79-96	1-5	1-4	2-9	Howard - 17	Malone - 21	11,187
12	11/22	L.A. CLIPPERS	W	72-70	2-5	1-4	3-9	Howard - 18	Miller - 25	13,122
13	11/23	@Phoenix	W	80-79	2-5	2-4	4-9	Posey - 20	Marion - 19	15,121
14	11/26	SAN ANTONIO	W	85-81	3-5	2-4	5-9	Howard/Posey - 23	Duncan - 18	11,851
15	11/27	@San Antonio	L	68-99	3-5	2-5	5-10	Andersen - 12	Jackson - 22	16,935
16	11/29	GOLDEN STATE	L	82-92	3-6	2-5	5-11	Howard - 19	Arenas - 27	15,129
17	12/3	@Golden State	L	89-110	3-6	2-6	5-12	Harvey - 16	Jamison - 34	10,007
18	12/4	SACRAMENTO	L	90-92	3-7	2-6	5-13	Whitney - 22	Webber - 31	13,002
19	12/6	@Sacramento	L	77-98	3-7	2-7	5-14	Posey - 22	Christie - 23	17,317
20	12/7	INDIANA	W	92-81	4-7	2-7	6-14	Whitney - 23	O'Neal - 26	15,487
21	12/9	MINNESOTA	L	84-92	4-7	2-7	6-15	Howard - 20	Howard - 20	12,378
22	12/11	@Memphis	L	93-96	4-8	2-8	6-16	Harvey - 23	Gasol - 18	11,889
23	12/13	@Indiana	L	72-94	4-8	2-9	6-17	Whitney - 14	Mercer - 19	15,017
24	12/14	@Cleveland	L	104-111	4-8	2-10	6-18	Posey - 21	Wagner/Igouskas - 29	9,163
25	12/16	@Philadelphia	L	71-93	4-8	2-11	6-19	Nene - 23	Iverson - 23	17,501
26	12/18	DALLAS	L	75-80	4-9	2-11	6-20	Howard - 21	Finley - 31	13,183
27	12/20	ORLANDO	L	80-89	4-10	2-11	6-21	Howard - 20	Garity/Kemp - 17	15,497
28	12/21	@L.A. Clippers	L	89-92	4-10	2-12	6-22	Howard - 30	Janic - 22	15,503
29	12/28	L.A. LAKERS	L	93-112	4-11	2-12	6-23	Howard - 20	Bryant - 39	19,998
30	12/30	SEATTLE	L	77-79	4-12	2-12	6-24	Nene - 21	Mason - 23	13,564
31	1/3	@Seattle	W	94-82	4-12	3-12	7-24	Howard - 20	Payton - 25	15,802
32	1/4	SACRAMENTO	L	76-87	4-13	3-12	7-25	Howard - 20	Bibby - 24	17,393
33	1/6	@Dallas	L	71-86	4-13	3-13	7-26	Howard - 22	Finley - 19	19,773
34	1/8	MIAMI	W	86-76	5-13	3-13	8-26	Howard - 28	C. Butler - 20	12,930
35	1/10	PORTLAND	W	82-81	6-13	3-13	9-26	Nene - 20	Anderson - 17	15,216
36	1/11	@Houston	L	85-87	6-13	3-14	9-27	Howard - 19	Francis - 25	11,972
37	1/13	@Minnesota	L	75-89	6-13	3-15	9-28	Howard - 19	Peeler - 20	13,009
38	1/15	UTAH	L	81-92	6-14	3-15	9-29	Nene - 24	Harpring - 17	13,354
39	1/17	CLEVELAND	W	97-80	7-14	3-15	10-29	Howard - 25	Igouskas - 26	14,214
40	1/20	@Washington	L	74-89	7-14	3-16	10-30	Howard - 25	Jordan - 25	20,173
41	1/22	@New York	L	88-97	7-14	3-17	10-31	Howard - 28	Houston - 37	17,622
42	1/24	@Boston	L	58-77	7-14	3-18	10-32	White - 11	Pierce - 45	18,087
43	1/25	@Milwaukee	L	75-88	7-14	3-19	10-33	Howard/Harvey - 15	Cassell - 26	18,096
44	1/27	NEW JERSEY	L	66-92	7-15	3-19	10-34	Yarborough - 13	Jefferson - 23	13,826
45	1/28	@Portland	L	92-98	7-15	3-20	10-35	Howard - 17	Anderson - 24	19,087
46	2/1	@Dallas	L	100-122	7-15	3-21	10-36	White - 17	Van Exel - 30	19,899
47	2/2	MEMPHIS	W	93-79	8-15	3-21	11-36	Howard - 26	Gooden - 16	13,274
48	2/4	CHICAGO	W	102-100*	9-15	3-21	12-36	Howard - 30	Marshall - 21	13,390
49	2/6	SAN ANTONIO	L	74-83	9-16	3-21	12-37	Howard - 23	Duncan - 25	15,206
50	2/11	@L.A. Lakers	L	93-121	9-16	3-22	12-38	Howard/Yarborough - 18	Bryant - 42	18,848
51	2/12	L.A. LAKERS	L	102-113	9-17	3-22	12-39	Howard - 22	Bryant - 51	17,757
52	2/15	@Chicago	L	69-88	9-17	3-23	12-40	Howard - 18	Rose - 27	22,145
53	2/16	@New Orleans	L	92-100	9-17	3-24	12-41	Howard - 25	Mashburn - 24	14,715
54	2/18	@San Antonio	L	76-101	9-17	3-25	12-42	Howard - 21	Bowen - 18	17,274
55	2/19	MINNESOTA	L	77-85	9-18	3-25	12-43	Yarborough - 18	Garnett - 25	15,109
56	2/22	@Utah	L	89-99	9-18	3-26	12-44	Howard - 20	Malone - 20	19,911
57	2/24	GOLDEN STATE	L	89-94	9-19	3-26	12-45	Howard - 29	Arenas - 19	13,146
58	2/26	PORTLAND	L	84-94	9-20	3-26	12-46	Howard - 26	Daniels/Patterson - 15	15,826
59	2/28	NEW ORLEANS	L	88-94	9-21	3-26	12-47	Howard - 24	Mashburn - 24	18,556
60	3/2	PHILADELPHIA	L	94-100	9-22	3-26	12-48	Howard - 25	Snow - 25	16,632
61	3/4	@Atlanta	L	86-92	9-22	3-27	12-49	Howard - 20	Abdur-Rahim - 30	9,392
62	3/5	@Memphis	L	86-96	9-22	3-28	12-50	Howard/Nene/White - 14	Swift - 24	11,296
63	3/8	@Miami	W	98-92	9-22	4-28	13-50	J.Harrington - 19	R. Butler - 22	14,418
64	3/9	@Orlando	L	98-111	9-22	4-29	13-51	Howard - 19	McGrady - 43	15,755
65	3/11	TORONTO	W	95-87	10-22	4-29	14-51	Howard - 24	Carter - 21	13,409
66	3/16	SEATTLE	L	84-92	10-23	4-29	14-52	Howard - 22	Lewis - 24	16,108
67	3/18	@Utah	L	81-99	10-23	4-30	14-53	Howard - 16	Harpring - 22	17,651
68	3/19	@L.A. Clippers	L	78-91	10-23	4-31	14-54	Howard - 24	Wang - 21	15,590
69	3/21	@Seattle	L	99-101*	10-23	4-32	14-55	Williams - 22	Allen - 38	16,379
70	3/22	BOSTON	W	90-80	11-23	4-32	15-55	Howard - 27	Pierce - 31	17,448
71	3/24	DALLAS	L	96-108	11-24	4-32	15-56	Howard - 25	Nowitzki - 25	14,714
72	3/26	MILWAUKEE	W	108-103	12-24	4-32	16-56	Howard - 25	Payton - 28	14,811
73	3/29	@Houston	L	89-102	12-24	4-33	16-57	Cambry - 15	Francis - 18	15,026
74	3/30	WASHINGTON	W	88-72	13-24	4-33	17-57	Williams - 25	Jordan - 19	19,650
75	4/1	@Phoenix	L	65-95	13-24	4-34	17-58	Cambry/Nene/Tskitshivi - 10	Marion - 33	17,124
76	4/2	NEW YORK	L	75-83	13-25	4-34	17-59	Howard - 20	Houston - 27	13,527
77	4/5	@Golden State	L	99-106	13-25	4-35	17-60	Howard - 24	Jamison - 41	17,021
78	4/8	PHOENIX	L	78-98	13-26	4-35	17-61	Howard - 15	Marion - 27	13,873
79	4/11	@Sacramento	L	103-105	13-26	4-36	17-62	Howard - 24	Webber - 29	17,317
80	4/12	L.A. CLIPPERS	L	79-101	13-27	4-36	17-63	Trepagnier - 15	Janic - 17	18,319
81	4/15	@L.A. Lakers	L	104-126	13-27	4-37	17-64	Howard - 19	Bryant - 32	18,897
82	4/16	HOUSTON	L	84-93	13-28	4-37	17-65	Williams - 15	Posey/Francis - 17	18,516

* Denotes number of overtime periods

\$ Pepsi Center sellout

NUGGETS SEASON-BY-SEASON



2003-04 ROSTER

NO.	PLAYER	POS	HT	WT	COLLEGE/YR	EXP.
12	Chris Andersen	F	6-10	228	Blinn (Texas) J.C. '99	2
15	Carmelo Anthony	F	6-8	230	Syracuse '06	R
20	Jon Barry	G	6-5	205	Georgia Tech '92	11
32	Ryan Bowen	F	6-9	220	Iowa '98	4
11	Earl Boykins	G	5-5	133	Eastern Michigan '98	5
23	Marcus Camby	F/C	6-11	235	Massachusetts '97	7
51	Michael Doleac	F/C	6-11	262	Utah '98	5
56	Francisco Elson	F/C	7-0	235	California '99	R
1	Voshon Lenard	G	6-4	205	Minnesota '95	8
24	Andre Miller	G	6-2	200	Utah '99	4
31	Nene	F	6-11	260	Brazil	1
41	Mark Pope	F	6-10	235	Kentucky '96	5
4	Jeff Trepagnier	G	6-4	200	USC '01	1
22	Nikoloz Tskitishvili	F	7-0	245	Republic of Georgia	1
5	Rodney White	F	6-9	230	Charlotte '04	2

Head Coach: Jeff Bzdelik (Illinois-Chicago '76)
Associate Head Coach: John MacLeod (Bellarmine College '59)
Assistant Coaches: T.R. Dunn (Alabama '77), Scott Brooks (UC-Irvine '87)
Assistant Coaches/Player Development: Jarinn Akana (Hawaii '94), Adrian Dantley (Notre Dame '77),
 Chip Engelland (Duke '83)
Assistant Coach/Director of Scouting: Bill Branch (Lenoir-Rhyne College '88)
Assistant Coach/Coaching Consultant: Doug Moe (North Carolina '61)
Asst. Coach/Strength & Conditioning: Steve Hess (Ithaca '91)
Athletic Trainer: Jim Gillen (Ft. Hays State '74)
Asst. Athletic Trainer: Erik Phillips (Colorado State '98)

NUGGETS 2003-04 TEAM HIGHS & LOWS

	HIGH	LOW		HIGH	LOW
Points	124 vs. Sea., 3/30	60 @ Ind., 11/4	Free-Throw Percentage	(.897/26-29) @ Por., 1/2	(.529/9-17) vs. Dal., 1/16
Field Goals Made	47 (2), last @ Mil., 3/12	23 @ Ind., 11/4	Total Rebounds	66 vs. SA, 10/29	28 @ LAL, 1/14
Field Goals Attempted	99 vs. LAC (OT), 11/7	64 vs. Mia., 1/18	Offensive Rebounds	26 vs. SA, 10/29	2 vs. Mia., 1/18
Field Goal Percentage	(.597/40-67) @ GS, 12/3	(.291/23-79) @ Ind., 11/4	Defensive Rebounds	43 vs. LAL, 1/7	18 @ LAL, 1/14
Three-Pointers Made	9 (2), last vs. Sea., 12/20	0 vs. Utah, 1/9	Assists	38 vs. Was., 11/21	7 @ Mia., 2/21
Three-Pointers Attempted	29 vs. Sea., 12/20	4 (3), last @ Mem., 1/25	Steals	16 (2), last vs. NY., 2/29	3 (2), @ SA, 2/28
Three-Point Percentage	(.667 (2)/8-12) last vs. NO, 12/17	(.000/0-4) vs. Utah, 1/9	Turnovers	23 (2) @ Ind., 11/4	6 vs. Min., 3/24
Free-Throws Made	35 vs. OrL., 11/14	8 @ Det., 3/19	Blocked Shots	16 vs. Mil., 11/19	1 vs. NY, 2/29
Free-Throws Attempted	46 vs. OrL., 11/14	12 @ Sea., 12/17	Personal Fouls	29 (2), last @ Mem., 2/23	15 (3), last vs. Atl., 1/3

OPPONENTS 2003-04 TEAM HIGHS & LOWS

	HIGH	LOW		HIGH	LOW
Points	120 @ LAC, 12/31	71 @ Ind., 11/4	Free-Throw Percentage	(.900/27-30) by LAC, 3/22	(.448/13-29) @ OrL., 2/20
Field Goals Made	48 @ SA, 2/28	25 (2), @ Utah, 1/20	Total Rebounds	60 by SA, 10/29	29 by Chi., 1/28
Field Goals Attempted	97 (2), last by Dal., 11/28	6 @ LAL, 1/14	Offensive Rebounds	24 by Cle., 12/2	4 (2), @ NJ, 3/10
Field Goal Percentage	(.567/38-67) @ NJ, 3/10	(.268/26-97) by SA, 10/29	Defensive Rebounds	41 by Min., 3/21	20 by Chi., 1/28
Three-Pointers Made	14 @ SAC, 2/8	0 (2), last @ Min., 11/18	Assists	35 by LAL, 2/25	14 (3), last @ Utah, 1/21
Three-Pointers Attempted	24 @ SAC, 2/8	3 (2), last by Phi., 2/17	Steals	15 @ Ind., 11/4	1 by Min., 3/24
Three-Point Percentage	(.625/10-16) @ Bos., 3/17	(.000/0-8) @ Ind., 11/4	Turnovers	27 by NY, 2/29	5 @ SA, 2/28
Free-Throws Made	36 @ SA, 4/14	6 by Ptx., 1/21	Blocked Shots	16 by SA, 10/29	2 (3), last by Chi., 1/28
Free-Throws Attempted	53 @ SA, 4/14	9 by Ptx., 1/21	Personal Fouls	35 by OrL., 11/14	13 @ SAC, 2/8

2003-04 SEASON



2003-04 GAME-BY-GAME RESULTS (43-39)

NO.	DATE	OPPONENT	W-L	SCORE	HOME	ROAD	TOTAL	DEN. HIGH SCORER	OPP. HIGH SCORER	ATTEND.
1	10/29	SAN ANTONIO	W	80-72	1-0	0-1	1-0	Miller - 16	Duncan - 17	17,429
2	10/30	@Houston	L	85-102	1-0	0-1	1-1	Miller - 19	Mobley - 21	18,189
3	11/1	SACRAMENTO	W	109-88	2-0	0-1	2-1	Anthony - 23	Stojakovic - 19	18,111
4	11/4	@Indiana	L	60-71	2-0	0-2	2-2	Boykins - 18	O'Neal - 25	14,669
5	11/5	@Cleveland	W	93-88	2-0	1-2	3-2	Boykins - 18	Irving - 23	20,562
6	11/7	LA CLIPPERS	L	102-104*	2-1	1-2	3-3	Anthony - 30	Maggette - 24	16,807
7	11/9	@Toronto	L	76-89	2-1	1-3	3-4	Anthony - 19	Carter - 34	16,888
8	11/10	@Chicago	W	105-97	2-1	2-3	4-4	Anthony - 26	Curry - 20	16,002
9	11/14	ORLANDO	W	106-101	3-1	2-3	5-4	Boykins/Miller - 26	McGrady - 51	17,133
10	11/18	@Minnesota	L	76-89	3-1	2-4	5-5	Tskitsishvili - 14	Garnett - 26	15,090
11	11/19	MILWAUKEE	W	94-86	4-1	2-4	6-5	Miller - 17	Thomas - 25	12,919
12	11/21	WASHINGTON	W	108-87	5-1	2-4	7-5	Anthony - 23	Arenas - 27	15,731
13	11/22	@Dallas	L	101-115	5-1	2-5	7-6	Miller - 22	Jamison - 26	20,122
14	11/25	PHOENIX	W	110-80	6-1	2-5	8-6	Anthony - 17	Stoudemire - 25	12,003
15	11/28	DALLAS	W	113-103	7-1	2-5	9-6	Anthony - 26	Walker - 30	19,628
16	11/29	@LA Clippers	W	98-86	7-1	3-5	10-6	Lenard - 26	Maggette - 22	13,062
17	12/2	CLEVELAND	W	115-103	8-1	3-5	11-6	Anthony - 26	James - 19	19,610S
18	12/3	@Golden State	W	117-109	8-1	4-5	12-6	Lenard - 38	Claxton - 21	16,147
19	12/5	GOLDEN STATE	W	98-81	9-1	4-5	13-6	Anthony - 28	Dunleavy - 19	17,512
20	12/7	BOSTON	L	111-116	9-2	4-5	13-7	White - 23	Pierce - 33	16,823
21	12/9	@Atlanta	L	98-112	9-2	4-6	13-8	Lenard - 25	Vaughn - 23	14,328
22	12/12	@Philadelphia	W	86-77	9-2	5-6	14-8	Miller - 23	Thomas - 19	20,493
23	12/13	@New York	L	89-95	9-2	5-7	14-9	Anthony - 25	Van Horn - 16	19,763
24	12/16	NEW ORLEANS	W	116-94	10-2	5-7	15-9	Anthony - 21	Davis - 25	14,193
25	12/17	@Seattle	W	99-98	10-2	6-7	16-9	Miller - 20	Lewis/Murray - 19	13,065
26	12/19	@LA Lakers	L	99-101	10-2	6-8	16-10	Anthony - 24	O'Neal - 26	18,997
27	12/20	SEATTLE	L	106-115	10-3	6-8	16-11	Lenard - 31	Frahm - 31	18,612
28	12/22	MEMPHIS	W	106-99	11-3	6-8	17-11	Lenard - 24	Gasol - 24	16,155
29	12/26	HOUSTON	W	95-94	12-3	6-8	18-11	Anthony - 37	Taylor - 22	19,685S
30	12/28	GOLDEN STATE	W	103-79	13-3	6-8	19-11	Camby - 17	Richardson - 14	17,763
31	12/30	TORONTO	L	74-81	13-4	6-9	19-12	Anthony - 19	Rosa/Williams - 17	19,095S
32	12/31	@LA Clippers	L	104-120	13-4	6-9	19-13	Lenard/Miller - 18	Richardson - 44	14,350
33	1/2	@Portland	W	106-96	13-4	7-9	20-13	Lenard - 27	Wallace - 30	17,136
34	1/3	ATLANTA	L	76-84	13-5	7-9	20-14	Anthony - 26	Jackson - 25	17,230
35	1/5	SAN ANTONIO	L	74-98	13-6	7-9	20-15	Camby - 13	Duncan - 30	15,120
36	1/7	LA LAKERS	W	113-91	14-6	7-9	21-15	Boykins - 22	Bryant - 27	19,739S
37	1/9	UTAH	W	106-96	15-6	7-9	22-15	Anthony - 27	Stevenson - 19	19,402S
38	1/11	@Sacramento	L	106-117	15-6	7-10	22-16	Miller - 30	Stojakovic - 33	17,317
39	1/13	@Phoenix	W	105-92	15-6	8-10	23-16	Lenard - 32	Stoudemire - 28	15,910
40	1/14	@LA Lakers	L	71-97	15-6	8-11	23-17	Lenard/Miller - 15	Medvedenko - 22	18,562
41	1/16	DALLAS	L	89-91	15-7	8-11	23-18	Miller - 28	Nowitzki - 22	19,216S
42	1/18	MIAMI	W	89-80	16-7	8-11	24-18	Anthony - 31	Odum - 26	17,635
43	1/20	@Utah	W	96-75	16-7	9-11	25-18	Lenard - 17	Williams - 20	19,385
44	1/21	PHOENIX	W	97-92	17-7	9-11	26-18	Camby/Miller - 22	Johnson - 28	15,652
45	1/23	@New Orleans	L	91-97	17-7	9-12	26-19	Anthony - 24	Magloire - 20	14,181
46	1/25	@Memphis	L	88-106	17-7	9-13	26-20	Anthony - 25	Wells - 17	17,284
47	1/26	MINNESOTA	L	95-97	17-8	9-13	26-21	Miller - 24	Garnett - 31	15,320
48	1/28	CHICAGO	W	115-89	18-8	9-13	27-21	White - 24	Curry - 21	15,420
49	1/31	@Dallas	W	102-107	18-8	10-13	28-21	Anthony - 26	Finley - 37	20,463
50	2/2	PORTLAND	W	116-97	19-8	10-13	29-21	Anthony - 39	Randolph - 28	15,866
51	2/6	@Golden State	L	87-96	19-8	10-14	29-22	Anthony - 24	Claxton - 25	17,576
52	2/8	@Sacramento	L	92-115	19-8	10-15	29-23	Anthony - 24	Stojakovic - 35	17,317
53	2/9	MEMPHIS	W	86-83	20-8	10-15	30-23	Anthony/Miller - 20	Battier - 13	15,316
54	2/10	@Portland	W	107-98	20-8	11-15	31-23	Lenard - 31	Abdur-Rahim - 20	16,384
55	2/17	PHILADELPHIA	W	106-85	21-8	11-15	32-23	Anthony - 28	Iverson - 27	19,099S
56	2/20	@Orlando	L	98-102	21-8	11-16	32-24	Anthony - 35	Howard - 24	15,588
57	2/21	@Miami	L	81-97	21-8	11-17	32-25	Anthony - 16	Wade - 26	16,500
58	2/23	@Memphis	L	106-109	21-9	11-18	32-26	Anthony - 26	Gasol - 25	13,483
59	2/25	LA LAKERS	L	111-112	21-9	11-18	32-27	Anthony - 35	Bryant - 35	19,812S
60	2/28	@San Antonio	L	92-117	21-9	11-19	32-28	Anthony - 26	Parker - 29	18,797
61	2/29	NEW YORK	W	107-96	22-9	11-19	33-28	Anthony - 25	K. Thomas - 18	19,095S
62	3/2	NEW JERSEY	L	91-95	22-10	11-19	33-29	Anthony - 26	Kittles - 34	18,044
63	3/6	DETROIT	L	66-97	22-11	11-19	33-30	6 tied - 8	R. Wallace - 20	19,681S
64	3/7	INDIANA	L	94-103	22-12	11-19	33-31	Anthony - 29	O'Neal - 31	19,099S
65	3/9	@Washington	W	117-87	22-12	12-19	34-31	Anthony - 26	Arenas - 23	14,924
66	3/10	@New Jersey	L	97-98	22-12	12-20	34-32	Anthony - 24	Martin - 28	13,083
67	3/12	@Milwaukee	W	117-111	22-12	13-20	35-32	Anthony - 31	Van Horn - 25	18,717
68	3/14	UTAH	W	102-75	23-12	13-20	36-32	Miller - 24	Arroyo - 13	19,522S
69	3/17	@Boston	L	100-104	23-12	13-21	36-33	Anthony - 20	Pierce - 28	17,763
70	3/19	@Detroit	L	75-94	23-12	13-22	36-34	Anthony - 20	Hamilton/R. Wallace - 20	20,076
71	3/21	@Minnesota	L	77-98	23-12	13-23	36-35	Anthony - 13	Garnett - 20	15,957
72	3/22	LA CLIPPERS	W	102-80	24-12	13-23	37-35	Anthony - 22	Drobniak - 24	16,673
73	3/24	MINNESOTA	W	101-92	25-12	13-23	38-35	Anthony - 25	Garnett - 24	19,099S
74	3/25	@Seattle	L	85-102	25-12	13-24	38-36	Anthony - 21	Allen - 27	17,072
75	3/27	@Utah	L	83-85	25-12	13-25	39-37	Anthony - 25	Arroyo - 19	19,911
76	3/30	SEATTLE	W	124-119	26-12	13-25	39-37	Anthony - 41	Lewis - 26	17,699
77	4/2	HOUSTON	W	110-100	27-12	13-25	40-37	Anthony/Camby - 20	Yao - 23	19,680S
78	4/7	@Phoenix	W	111-96	27-12	14-25	41-37	Anthony - 36	Johnson - 22	16,797
79	4/9	@Houston	L	103-106	27-12	14-26	41-38	Camby - 23	Francis - 33	18,148
80	4/10	PORTLAND	W	110-100*	28-12	14-26	42-38	Anthony - 30	Miles/Randolph - 23	19,744S
81	4/12	SACRAMENTO	W	97-89	29-12	14-26	43-38	Miller - 21	Stojakovic - 20	19,746S
82	4/14	@San Antonio	L	67-83	29-12	14-27	43-39	Anthony - 12	Duncan - 23	18,797

* Denotes number of overtime periods \$ Pepsi Center sellout

NUGGETS SEASON-BY-SEASON



2004-05 ROSTER

NO.	PLAYER	POS	HT	WT	COLLEGE/YR	EXP.
15	Carmelo Anthony	F	6-8	230	Syracuse '06	1
11	Earl Boykins	G	5-5	133	Eastern Michigan '98	6
7	Greg Buckner	G/F	6-4	210	Clemson '98	5
23	Marcus Camby	F/C	6-11	235	Massachusetts '97	8
56	Francisco Elson	F/C	7-0	235	California '99	1
12	Luis Flores	G	6-2	200	Manhattan '04	R
1	Voshon Lenard	G	6-4	205	Minnesota '95	8
3	DerMarr Johnson	G	6-9	201	Cincinnati '03	4
6	Kenyon Martin	F	6-9	240	Cincinnati '00	4
24	Andre Miller	G	6-2	200	Utah '99	6
21	Eduardo Najera	F	6-8	240	Oklahoma '00	4
31	Nene	F	6-11	260	Brazil	2
10	Wesley Person	G/F	6-6	205	Auburn '94	10
41	Mark Pope	F	6-10	235	Kentucky '96	6
9	Bryon Russell	G/F	6-7	225	Long Beach State '93	11
22	Nikoloz Tskitshvili	F	7-0	245	Republic of Georgia	1
5	Rodney White	F	6-9	230	Charlotte '04	2

Head Coach: George Karl (North Carolina '73)
Assistant Coaches: Doug Moe (North Carolina '61), Scott Brooks (UC-Irvine '87),
 Adrian Dantley (Notre Dame '77)
Assistant Coaches/Player Development: Chip Engelland (Duke '83), Rex Kalamian (Cal Poly Pomona '87)
Assistant Coach/Director of Scouting: Bill Branch (Lenior-Rhyme College '88)
Asst. Coach/Strength & Conditioning: Steve Hess (Ithaca '91)
Athletic Trainer: Jim Gillen (Ft. Hays State '74)
Asst. Athletic Trainer: Derrick Fitts (Colorado State '98)

NUGGETS 2004-05 TEAM HIGHS & LOWS

	HIGH	LOW		HIGH	LOW
Points	127 vs. Wash, 3/22	70 @ Det., 11/26	Free-Throw Percentage	(.917/33-36) @ NO, 2/27	(.545/12-22) vs. Sea., 11/9
Field Goals Made	50 vs. Wash, 3/22	25 @ Mem., 10/1, 2/25	Total Rebounds	54 vs. Mem, 4/15	28 vs. Det., 11/11
Field Goals Attempted	97 (2) @ Phx, 4/18	64 @ Ind., 1/29	Offensive Rebounds	21 @ Or., 12/18	4 (2) vs. N.J., 11/23
Field Goal Percentage	(.571 (2)/40-70) vs. Sea, 4/9	(.333/26-78) @ Det., 1/26	Defensive Rebounds	39 vs. Bos., 2/23	20 (2) vs. Det., 11/11
Three-Pointers Made	10 (2) vs. LAL, 3/24	0 @ Det., 1/26	Assists	40 vs. Cha., 3/16	13 @ Det., 1/26
Three-Pointers Attempted	26 vs. LAL, 3/24	2 @ Ind., 1/29	Steals	17 vs. Mia., 12/4	2 vs. Cle., 1/22
Three-Point Percentage	(1.000/3-3) @ NO, 4/6	(.000/0-5) @ Det, 1/26	Turnovers	22 (4) vs. Mem., 4/15	6 @ Sea. (OT), 1/78
Free-Throws Made	44 @ Mem., 10/1, 2/25	5 @ Port., 2/2	Blocked Shots	12 vs. N.J., 11/23	1 (5) last vs. Phx., 4/18
Free-Throws Attempted	52 @ Mem. (OT), 11/14	8 @ Port., 2/2	Personal Fouls	32, vs. Was., 3/22	14 @ Or., 12/18

OPPONENTS 2004-05 TEAM HIGHS & LOWS

	HIGH	LOW		HIGH	LOW
Points	128 @ Phx., 4/18	67 by NO, 11/29	Free-Throw Percentage	(1.000/8-8) by NO, 11/29	(.579/11-19) by Mem., 1/21
Field Goals Made	50 @ Or., 12/18	24 by Atl., 3/1	Total Rebounds	58 by Phx., 3/13	24 by Mem., 1/21
Field Goals Attempted	95 by GS, 4/11	65 by Atl., 3/1	Offensive Rebounds	19 by SA, 4/1	5 (2) last by Mem., 1/21
Field Goal Percentage	(.581/50-86) @ Or., 12/18	(.318/28-88) by SA, 4/1	Defensive Rebounds	42 by Phx., 3/13	19 (2) @ Port., 4/2
Three-Pointers Made	15 @ Hou., 4/16	1 (3) @ LAC, 3/5	Assists	32 (2) @ Hou., 4/16	13 by Atl., 3/1
Three-Pointers Attempted	34 by GS, 4/11	6 by Atl., 3/1	Steals	14 by Dal., 11/21	3 (3) @ NO, 4/6
Three-Point Percentage	(.625/15-24) @ Hou., 4/16	(.111/1-9) by Dal., 11/21	Turnovers	26 (2) by Port., 3/7	8 by Mem., 1/21
Free-Throws Made	35 by LAC, 1/3	8 by NO, 11/29	Blocked Shots	12 @ NO, 4/6	0 (2) @ Port., 4/2
Free-Throws Attempted	46 by Was., 3/22	8 by NO, 11/29	Personal Fouls	37 @ Mem. (OT), 2/25	13 @ Port., 2/2

2004-05 SEASON



2004-05 GAME-BY-GAME RESULTS (49-33)

NO.	DATE	OPPONENT	W-L	SCORE	HOME	ROAD	TOTAL	DEN. HIGH SCORER	OPP. HIGH SCORER	ATTEND.
1	11/2	@L.A. Lakers	L	78-89	0-0	0-1	0-1	Anthony-20	Bryant-25	18,997
2	11/4	MINNESOTA	W	94-92*	1-0	0-1	1-1	Anthony/Miller-19	Garnett-25	19,099§
3	11/6	UTAH	L	82-106	1-1	0-1	1-2	Boykins-17	Boozer-30	19,099§
4	11/8	@Utah	L	91-102	1-1	0-2	1-3	Anthony-17	Kirilenko-25	18,667
5	11/9	SEATTLE	L	88-98	1-2	0-2	1-4	Anthony-20	Allen-30	12,962
6	11/11	DETROIT	W	117-109	2-2	0-2	2-4	Anthony-34	Hamilton-25	16,711
7	11/14	@Sacramento	L	89-101	2-2	0-3	2-5	Anthony-28	Miller-26	17,317
8	11/17	TORONTO	W	112-106	3-2	0-3	3-5	Anthony-30	Rose-30	14,818
9	11/19	CHICAGO	W	99-81	4-2	0-3	4-5	Boykins-32	Nocioni-22	17,171
10	11/21	DALLAS	W	110-82	5-2	0-3	5-5	Buckner-28	Harris-15	15,622
11	11/23	NEW JERSEY	W	90-88	6-2	0-3	6-5	Martin-22	Jefferson-26	13,448
12	11/26	SAN ANTONIO	L	75-89	6-3	0-3	6-6	Anthony-24	Duncan-23	19,099§
13	11/27	@Houston	W	82-76	6-3	1-3	7-6	Miller-20	McGrady/Padgett-14	18,145
14	11/29	NEW ORLEANS	L	76-87	7-3	1-3	8-6	Boykins-22	Nailon-16	13,119
15	12/2	CLEVELAND	L	73-92	7-4	1-3	8-7	Anthony-14	James-17	19,152§
16	12/4	MIAMI	W	104-95	8-4	1-3	9-7	Anthony-28	Wade-26	18,282
17	12/6	ORLANDO	W	115-102	9-4	1-3	10-7	Miller-29	Howard/Francis-23	14,912
18	12/8	@Washington	W	111-105	9-4	2-3	11-7	Miller-34	Arenas-28	16,080
19	12/10	@Toronto	W	101-87	9-4	3-3	12-7	Anthony-28	Alston-25	17,197
20	12/12	@New York	L	96-107	9-4	3-4	12-8	Anthony-26	Crawford-31	19,763
21	12/14	@Philadelphia	L	102-110	9-4	3-5	12-9	Anthony-29	Iverson-31	15,932
22	12/15	@Boston	W	100-99	9-4	4-5	13-9	Anthony-25	Pierce-31	15,371
23	12/17	@Miami	L	100-107	9-4	4-6	13-10	Miller-24	Wade-25	19,904
24	12/18	@Orlando	L	95-117	9-4	4-7	13-11	D. Johnson-18	Mobley-19	15,531
25	12/20	PHOENIX	L	105-107	9-5	4-7	13-12	Miller-23	Stoudamire-32	19,029§
26	12/22	@Seattle	L	83-98	9-5	4-8	13-13	Miller-20	Lewis-21	17,605
27	12/26	DALLAS	L	88-102	9-6	4-8	13-14	Miller-18	Nowitzki-36	19,099§
28	12/27	@Golden State	L	101-104	9-6	4-9	13-15	Miller-21	Pietrus-24	16,819
29	12/31	PHILADELPHIA	W	97-92	10-6	4-9	14-15	Anthony-24	Iverson-29	19,099§
30	1/2	@L.A. Lakers	L	91-99	10-6	4-10	14-16	Anthony-27	Bryant-42	18,997
31	1/3	L.A. CLIPPERS	L	98-102	10-7	4-10	14-17	Anthony-21	Maggette-33	14,817
32	1/8	@San Antonio	L	90-99	10-7	4-11	14-18	Martin-26	Ginobili-22	18,797
33	1/9	HOUSTON	L	98-116	10-8	4-11	14-19	Anthony-27	McGrady-45	18,227
34	1/11	@Sacramento	L	100-109	10-8	4-12	14-20	Martin-17	Stojakovic-27	17,317
35	1/12	L.A. LAKERS	W	95-83	11-8	4-12	15-20	Martin-18	Butler-18	18,171
36	1/14	MINNESOTA	L	83-93	11-9	4-12	15-21	Martin-23	Sprewell-29	18,906
37	1/17	@Golden State	L	97-107	11-9	4-13	15-22	Anthony-24	Richardson-42	15,591
38	1/18	@Seattle	W	116-110*	11-9	5-13	16-22	Miller-30	Radmanovic-25	18,055
39	1/21	MEMPHIS	W	92-82	12-9	5-13	17-22	Boykins-25	Wright-17	15,566
40	1/23	@Dallas	L	93-95	12-9	5-14	17-23	Martin-19	Nowitzki-35	19,744
41	1/25	@Chicago	L	107-111	12-9	5-15	17-24	Anthony-32	Hinrich-23	18,911
42	1/26	@Detroit	L	70-87	12-9	5-16	17-25	Boykins-14	B. Wallace-14	22,076
43	1/28	@Milwaukee	W	106-100	12-9	6-16	18-25	Anthony-25	Redd-26	16,219
44	1/29	@Indiana	W	95-88	12-9	7-16	19-25	Martin-25	O'Neal-22	18,345
45	2/1	NEW YORK	W	96-76	13-9	7-16	20-25	Martin-27	Crawford-20	15,821
46	2/2	@Portland	L	94-97	13-9	7-17	20-26	Miller-27	Van Exel-26	14,256
47	2/5	GOLDEN STATE	W	107-91	14-9	7-17	21-26	Martin-24	Claxton-17	19,099§
48	2/8	UTAH	W	97-87	15-9	7-17	22-26	Anthony-25	Okur-21	15,898
49	2/9	@Minnesota	L	92-98	15-9	7-18	22-27	Anthony-21	Garnett-24	15,442
50	2/11	@Cleveland	W	106-101	15-9	8-18	23-27	Boykins-20	James-35	20,562
51	2/13	@New Jersey	L	79-94	15-9	8-19	23-28	Anthony-18	Carter-23	16,125
52	2/15	@Atlanta	W	100-96	15-9	9-19	24-28	Anthony-22	Walker-22	19,043
53	2/16	@Charlotte	L	88-94	15-9	9-20	24-29	Anthony-21	Rush-20	11,754
54	2/23	BOSTON	W	107-86	16-9	9-20	25-29	Miller-22	West-17	17,987
55	2/25	@Memphis	W	97-94*	16-9	10-20	26-29	Boykins-19	Cardinal-28	18,119
56	2/27	@New Orleans	W	94-83	16-9	11-20	27-29	Anthony-31	Dickau-22	14,548
57	3/1	ATLANTA	W	97-74	17-9	11-20	28-29	Anthony-23	Harrington-18	15,241
58	3/3	INDIANA	W	96-87	18-9	11-20	29-29	Anthony-26	Jackson-16	17,811
59	3/5	@L.A. Clippers	W	105-89	18-9	12-20	30-29	Boykins-22	Simmons-18	18,423
60	3/7	PORTLAND	W	111-98	19-9	12-20	31-29	Anthony-23	Stoudamire-24	18,707
61	3/12	@San Antonio	W	90-87	19-9	13-20	32-29	Martin-23	Parker-25	18,797
62	3/13	PHOENIX	L	101-106	19-10	13-20	32-30	Martin-21	Nash-25	19,566§
63	3/16	CHARLOTTE	W	120-101	20-10	13-20	33-30	Anthony-25	Bogans-19	16,527
64	3/18	L.A. CLIPPERS	W	115-96	21-10	13-20	34-30	Anthony-21	Maggette-26	18,915
65	3/20	MILWAUKEE	W	114-103	22-10	13-20	35-30	Miller-22	Mason-24	16,816
66	3/22	WASHINGTON	W	127-90	23-10	13-20	36-30	Johnson-20	Arenas-25	16,712
67	3/24	L.A. LAKERS	W	117-96	24-10	13-20	37-30	Boykins-21	Butler-22	19,866§
68	3/26	SACRAMENTO	W	113-99	25-10	13-20	38-30	Anthony-28	Stojakovic-24	19,729§
69	3/28	@Phoenix	L	114-123	25-10	13-21	38-31	Anthony-22	Marion-30	18,422
70	3/30	@Utah	W	109-98	25-10	14-21	39-31	Miller-24	Okur-23	17,444
71	4/1	SAN ANTONIO	W	102-84	26-10	14-21	40-31	Boykins-23	Parker-17	19,730§
72	4/2	@Portland	W	103-97	26-10	15-21	41-31	Anthony-23	Stoudamire-27	17,638
73	4/5	@Memphis	W	94-91	26-10	16-21	42-31	Anthony-24	Gasol-18	18,119
74	4/6	@New Orleans	W	94-83	26-10	17-21	43-31	Anthony-18	Dickau-20	14,654
75	4/8	@Minnesota	W	107-104	26-10	18-21	44-31	Anthony-26	Cassell-27	19,904
76	4/9	SEATTLE	W	121-105	27-10	18-21	45-31	Anthony-24	Allen-32	19,751§
77	4/11	GOLDEN STATE	W	122-106	28-10	18-21	46-31	Anthony-32	Davis-28	18,045
78	4/13	NEW ORLEANS	W	116-102	29-10	18-21	47-31	Anthony-19	Smith-25	17,316
79	4/15	MEMPHIS	W	111-102	30-10	18-21	48-31	Anthony-22	Miller-17	19,735§
80	4/16	@Houston	L	87-115	30-10	18-22	48-32	Martin-22	McGrady-32	18,216
81	4/18	@Phoenix	L	114-128	30-10	18-23	48-33	Anthony-36	Stoudamire/Johnson-26	18,422
82	4/19	PORTLAND	W	119-115	31-10	18-23	49-33	Anthony-36	Miles-47	19,099§

* Denotes number of overtime periods

§ Pepsi Center sellout

NUGGETS SEASON-BY-SEASON



2005-06 ROSTER

NO.	PLAYER	POS	HT	WT	COLLEGE/YR	EXP.
15	Carmelo Anthony	F	6-8	230	Syracuse '06	2
11	Earl Boykins	G	5-5	133	Eastern Michigan '98	7
7	Greg Buckner	G/F	6-4	210	Clemson '98	6
23	Marcus Camby	F/C	6-11	235	Massachusetts '97	9
56	Francisco Elson	F/C	7-0	235	California '99	2
30	Reggie Evans	F	6-8	245	Iowa	3
32	Julius Hodge	G	6-7	210	North Carolina State	R
3	DerMarr Johnson	G	6-9	201	Cincinnati '03	5
43	Linas Kleiza	F	6-8	235	Missouri	R
1	Voshon Lenard	G	6-4	205	Minnesota '95	10
6	Kenyon Martin	F	6-9	240	Cincinnati '00	5
24	Andre Miller	G	6-2	200	Utah '99	6
21	Eduardo Najera	F	6-8	240	Oklahoma '00	5
31	Nene	F	6-11	260	Brazil	3
22	Ruben Patterson	G/F	6-5	224	Cincinnati	7
9	Bryon Russell	G/F	6-7	225	Long Beach State '93	12
8	Earl Watson	G	6-1	195	UCLA	4

Head Coach: George Karl (North Carolina '73)
Assistant Coaches: Doug Moe (North Carolina '61), Scott Brooks (UC-Irvine '87),
 Adrian Dantley (Notre Dame '77), Tim Grugrich (Pittsburgh '64)
Assistant Coach/Player Development: John Welch (UNLV '86)
Assistant Coach/Director of Scouting: Bill Branch (Lenior-Rhnye College '88)
Asst. Coach/Strength & Conditioning: Steve Hess (Ithaca '91)
Athletic Trainer: Jim Gillen (Ft. Hays State '74)
Asst. Athletic Trainer: Derrick Fitts (Colorado State '98)

NUGGETS 2005-06 TEAM HIGHS & LOWS

	HIGH	LOW		HIGH	LOW
Points	139 vs. Phx (30T), 1/10	78 @ Hou., 3/3	Free-Throw Percentage	(.923/36-39) vs. Atl., 12/6	(.525/21-40) vs. GS, 4/8
Field Goals Made	51 vs. Phx (30T), 1/10	26 vs. S.A., 12/31	Total Rebounds	60 vs. Port., 11/4	23 @ Utah, 2/1
Field Goals Attempted	104 vs. Phx (30T), 1/10	69 (2) last @ Mem., 3/17	Offensive Rebounds	22 vs. Det., 3/1	3 @ LAC, 4/4
Field Goal Percentage	(.640/48-75) vs. Mem., 3/6	(.333/30-90) @ Hou., 3/3	Defensive Rebounds	45 vs. Port., 11/4	17 vs. Utah, 3/29
Three-Pointers Made	11 @ Hou., 1/8	0 (3) last vs. Phx., 2/15	Assists	34 (2) last @ LAC, 4/4	12 @ Dal., 4/2
Three-Pointers Attempted	25 (2) last @ Sea., 4/19	5 vs. Orl., 3/4	Steals	18 vs. Dal., 2/10	2 @ Tor., 3/10
Three-Point Percentage	(.750/6-8) vs. Mem., 3/6	(.000/0-14) (3) last vs. Phx., 2/15	Turnovers	25 @ Sea., 4/19	6 @ Utah, 2/1
Free-Throws Made	36 (2) last vs. Chi., 2/8	9 (3) last @ Min., 2/24	Blocked Shots	14 vs. Port., 11/4	1 (3) last @ Mem., 3/17
Free-Throws Attempted	47 vs. NJ, 11/28	14 @ Min., 2/24	Personal Fouls	33 @ Orl., 12/10	11 @ Min., 1/13

OPPONENTS 2005-06 TEAM HIGHS & LOWS

	HIGH	LOW		HIGH	LOW
Points	137 @ Phx (30T), 1/10	68 by Portland, 11/4	Free-Throw Percentage	(1.000/10-10) by Phx., 2/15	(.350/7-20) by Port., 11/4
Field Goals Made	50 by Phx. (30T), 1/10	27 by Hou., 12/23	Total Rebounds	54 @ Phi., 3/9	21 by Mem., 3/6
Field Goals Attempted	104 by Phx. (30T), 1/10	65 by Utah, 3/29	Offensive Rebounds	22 @ Phi., 3/9	by Mem., 3/6
Field Goal Percentage	(.585/38-65) by Utah, 3/29	(.314/ 27-86) by Hou., 12/23	Defensive Rebounds	40 by Phx., 2/15	15 by Orl., 3/4
Three-Pointers Made	14 (2) last by Phx., 2/15	0 @ NOK, 11/16	Assists	36 (2) last Phx. (30T), 1/10	15 by LAC, 11/25
Three-Pointers Attempted	35 by Phx. (30T), 1/10	8 (3) last by Orl., 3/4	Steals	13 (2) last @ Sea., 4/19	1 by LAC, 1/27
Three-Point Percentage	(.700/7-10) by Mem., 3/6	(.000/0-13) @ NOK, 11/16	Turnovers	26 @ Cha., 12/13	5 @ Tor., 3/10
Free-Throws Made	33 by Utah, 3/29	7 by Port., 11/4	Blocked Shots	15 by Phi., 12/27	1 (3) last by Phx., 2/15
Free-Throws Attempted	41 by Utah, 3/29	10 by Phx., 2/15	Personal Fouls	34 @ Sea. (OT), 2/12	12 @ Min., 1/13

2005-06 SEASON



2005-06 GAME-BY-GAME RESULTS (44-38)

NO.	DATE	OPPONENT	W-L	SCORE	HOME	ROAD	TOTAL	DEN. HIGH SCORER	OPP. HIGH SCORER	ATTEND.
1	11/1	@San Antonio	L	91-102	0-0	0-1	0-1	Anthony - 23	Parker - 26	18,797
2	11/2	L.A. LAKERS	L	97-99*	0-1	0-1	0-2	Camby - 19	Bryant - 33	19,245
3	11/4	PORTLAND	W	107-68	1-1	0-1	1-2	Camby - 23	Miles - 13	15,595
4	11/6	@L.A. Lakers	L	92-112	1-1	0-2	1-3	Anthony - 21	Bryant - 37	18,997
5	11/9	SACRAMENTO	W	107-91	2-1	0-2	2-3	Camby - 20	Stojakovic - 26	12,371
6	11/11	@Sacramento	L	85-101	2-1	0-3	2-4	Camby - 20	Stojakovic - 23	17,317
7	11/13	MINNESOTA	W	102-91	3-1	0-3	3-4	Anthony - 23	Szczerbak - 20	16,545
8	11/15	@Dallas	L	80-83	3-1	0-4	3-5	Anthony - 24	Nowitzki - 35	20,189
9	11/16	@N. Orleans/OKC ^A	W	91-81	4-1	1-4	4-5	Anthony - 31	Paul - 18	18,442
10	11/18	NEW YORK	W	95-86	4-1	1-4	5-5	Anthony - 25	Frye - 22	18,218
11	11/20	MEMPHIS	W	99-83	5-1	1-4	6-5	Anthony/Camby - 21	Gasol - 24	16,072
12	11/22	@Washington	W	108-105	5-1	2-4	7-5	Anthony - 28	Arenas - 36	15,980
13	11/23	@Detroit	L	89-114	5-1	2-5	7-6	Camby - 15	Hamilton - 19	22,076
14	11/25	L.A. CLIPPERS	W	105-95	6-1	2-5	8-6	Anthony - 35	Maggette - 22	18,142
15	11/28	NEW JERSEY	L	92-101	6-2	2-5	8-7	Martin - 26	Carter - 25	13,817
16	11/30	N. ORLEANS/OKC	L	95-102	6-3	2-5	8-8	Miller - 33	Mason - 26	15,603
17	12/2	@Phoenix	L	97-102	6-3	2-6	8-9	Camby - 33	Marion - 22	17,852
18	12/3	MIAMI	W	101-99	7-3	2-6	9-9	Anthony - 23	Wade - 32	18,196
19	12/6	ATLANTA	W	125-116	8-3	2-6	10-9	Anthony - 26	Harrington - 35	13,206
20	12/9	@Miami	W	100-92	8-3	3-6	11-9	Anthony - 40	Wade - 37	19,896
21	12/10	@Orlando	L	83-94	8-3	3-7	11-10	Anthony - 23	Stevenson - 18	16,569
22	12/13	@Charlotte	W	101-85	8-3	4-7	12-10	Anthony - 42	Okafor - 17	13,288
23	12/15	@Cleveland	L	85-94	8-3	4-8	12-11	Anthony - 23	James - 26	17,182
24	12/16	@New Jersey	L	106-115*	8-3	4-9	12-12	Miller - 22	Carter - 34	13,947
25	12/18	@Atlanta	L	107-110*	8-3	4-10	12-13	Anthony - 37	Johnson - 30	16,674
26	12/21	WASHINGTON	L	110-116	8-4	4-10	12-14	Anthony - 29	Arenas - 36	18,467
27	12/23	HOUSTON	W	108-86	9-4	4-10	13-14	Anthony - 25	Howard - 18	18,629
28	12/26	@Golden State	W	118-112	9-4	5-10	14-14	Anthony - 28	Richardson - 26	20,007
29	12/27	PHILADELPHIA	L	106-108	9-5	5-10	14-15	Anthony - 45	Iverson - 36	19,667 ^S
30	12/29	SEATTLE	L	105-112	9-6	5-10	14-16	Anthony - 32	Allen - 39	15,641
31	12/31	SAN ANTONIO	L	98-98	9-7	5-10	14-17	Anthony - 25	Duncan - 25	18,298
32	1/2	BOSTON	W	120-110	10-7	5-10	15-17	Martin - 24	Pierce - 29	14,722
33	1/4	INDIANA	W	106-86	11-7	5-10	16-17	Anthony/Bojkins - 23	Jackson - 21	14,041
34	1/6	DALLAS	L	112-114*	11-8	5-10	16-18	Anthony - 28	Nowitzki/Terry - 27	18,256
35	1/8	@Houston	W	92-90	11-8	6-10	17-18	Watson - 20	Alston - 24	15,316
36	1/10	PHOENIX	W	139-137***	12-8	6-10	18-18	Anthony - 43	Bell - 30	14,492
37	1/13	@Minnesota	L	89-103	12-8	6-11	18-19	Anthony - 21	Garnett - 31	18,417
38	1/14	@Milwaukee	W	100-93	12-8	7-11	19-19	Anthony - 38	Redd - 25	18,717
39	1/16	@Chicago	W	97-94	12-8	8-11	20-19	Anthony - 39	Hirnich - 20	21,793
40	1/19	CLEVELAND	W	90-89	13-8	8-11	21-19	Anthony/Bojkins - 17	James - 24	19,099 ^S
41	1/20	UTAH	W	113-83	14-8	8-11	22-19	Anthony - 31	Brown - 23	18,183
42	1/22	@San Antonio	W	89-85	14-8	9-11	23-19	Anthony - 20	Mohammed - 17	18,797
43	1/23	TORONTO	W	107-101	15-8	9-11	24-19	Anthony - 37	James - 22	14,826
44	1/25	@Portland	W	97-94	15-8	10-11	25-19	Anthony - 26	Randolph - 18	13,136
45	1/27	L.A. CLIPPERS	L	87-105	15-9	10-11	25-20	Anthony - 25	Brand - 33	18,712
46	1/28	@L.A. Clippers	L	79-112	15-9	10-12	25-21	Anthony - 16	Mobley - 19	18,862
47	1/31	@Sacramento	L	91-98	15-9	10-13	25-22	Anthony - 24	Martin - 25	17,317
48	2/1	@Utah	L	90-103	15-9	10-14	25-23	Anthony - 20	Okur - 28	17,571
49	2/4	PORTLAND	W	105-104	16-9	10-14	25-23	Anthony - 33	Randolph - 28	19,402 ^S
50	2/6	@Golden State	L	114-122	16-9	10-15	26-24	Anthony - 34	Richardson - 28	17,257
51	2/8	CHICAGO	L	107-110	16-10	10-15	26-25	Anthony - 31	Gordon - 30	15,038
52	2/10	DALLAS	W	113-104	17-10	10-15	27-25	Martin - 34	Van Horn - 21	18,853
53	2/12	@Seattle	W	120-112*	17-10	11-15	28-25	Anthony - 33	Allen - 34	16,392
54	2/15	PHOENIX	L	101-116	17-11	11-15	28-26	Anthony - 29	Marion - 21	18,182
55	2/21	CHARLOTTE	W	100-94	18-11	11-15	29-26	Anthony - 24	Felton - 14	16,701
56	2/24	@Minnesota	W	102-101*	18-11	12-15	30-26	Anthony - 30	Garnett - 23	19,356
57	2/27	MILWAUKEE	L	89-110	18-12	12-15	30-27	Anthony - 19	Redd - 24	15,289
58	3/1	DETROIT	W	98-87	19-12	12-15	31-27	Martin - 28	Billups - 27	19,099 ^S
59	3/3	@Houston	L	78-89	19-12	12-16	31-28	Anthony - 34	McGrady - 23	14,727
60	3/4	ORLANDO	W	110-94	20-12	12-16	32-28	Anthony - 24	Hill - 19	19,509 ^S
61	3/6	MEMPHIS	W	115-101	21-12	12-16	33-28	Anthony - 35	Jackson - 22	15,242
62	3/9	@Philadelphia	W	97-93	21-12	13-16	34-28	Anthony - 29	Iverson - 38	18,194
63	3/10	@Toronto	W	108-97	21-12	14-16	35-28	Miller - 23	James - 26	17,806
64	3/12	@Boston	L	101-106	21-12	14-17	35-29	Anthony - 36	Pierce - 36	18,624
65	3/13	@New York	W	108-96	21-12	15-17	36-29	Anthony - 35	Marbury - 25	19,763
66	3/15	@Indiana	W	101-89	21-12	15-17	37-29	Anthony - 31	Stojakovic - 22	14,826
67	3/17	@Memphis	L	102-116	21-12	16-18	37-30	Anthony - 33	Miller - 41	17,222
68	3/18	@N. Orleans/OKC	W	109-94	21-12	17-18	38-30	Anthony - 28	West - 24	19,122
69	3/22	SAN ANTONIO	W	104-92	22-12	17-18	39-30	Anthony - 32	Ginobili - 26	17,455
70	3/24	SEATTLE	W	117-104	23-12	17-18	40-30	Anthony - 31	Ridnour - 18	19,099 ^S
71	3/25	@Phoenix	L	96-107	23-12	17-19	40-31	Anthony - 28	Marion/Nash - 21	18,422
72	3/29	UTAH	L	104-115	23-13	17-19	40-32	Anthony - 31	Okur - 24	16,476
73	3/31	MINNESOTA	W	106-94	24-13	17-19	41-32	Anthony - 32	Garnett - 20	19,497 ^S
74	4/2	@Dallas	L	79-103	24-13	17-20	41-33	Anthony - 25	Nowitzki - 30	20,251
75	4/4	@L.A. Clippers	L	109-111	24-13	17-21	41-34	Anthony - 24	Cassal - 19	17,385
76	4/6	L.A. LAKERS	W	110-108*	25-13	17-21	42-34	Anthony - 33	Bryant - 42	19,629 ^S
77	4/8	GOLDEN STATE	W	95-92	26-13	17-21	43-34	Anthony - 28	Fisher/Diogu - 9	18,777
78	4/10	@Portland	W	110-98	26-13	18-21	44-34	Anthony - 28	Telfair/Lenard - 21	13,324
79	4/12	@Utah	L	83-104	26-13	18-22	44-35	Anthony - 18	Boozer - 25	17,817
80	4/15	SACRAMENTO	L	82-100	26-14	18-22	44-36	Patterson - 20	Bitby - 23	18,209
81	4/17	HOUSTON	L	83-86	26-15	18-22	44-37	Anthony - 22	Howard - 31	16,147
82	4/19	@Seattle	L	98-109	26-15	18-23	44-38	Johnson - 22	Allen - 27	16,746

* Denotes number of overtime periods

\$ Pepsi Center sellout

^A Oklahoma City

NUGGETS SEASON-BY-SEASON



2006-07 ROSTER

NUGGETS SEASON-BY-SEASON

NO.	PLAYER	POS	HT	WT	COLLEGE	EXP.
15	Carmelo Anthony	F	6-8	230	Syracuse	3
25	Steve Blake	G	6-3	172	Maryland	3
11	Earl Boykins	G	5-5	133	Eastern Michigan	8
23	Marcus Camby	F/C	6-11	235	Massachusetts	10
4	Anthony Carter	G	6-2	195	Hawaii	7
5	Yakhouba Diawara	G/F	6-7	225	Pepperdine	R
30	Reggie Evans	F	6-8	245	Iowa	4
3	Allen Iverson	G	6-0	165	Georgetown	10
32	Julius Hodge	G	6-7	210	North Carolina State	1
8	DerMarr Johnson	G	6-9	201	Cincinnati	6
43	Linas Kleiza	F	6-8	235	Missouri	1
6	Kenyon Martin	F	6-9	240	Cincinnati	6
24	Andre Miller	G	6-2	200	Utah	7
21	Eduardo Najera	F	6-8	240	Oklahoma	6
31	Nene	F	6-11	260	Brazil	4
7	Jamal Sampson	F/C	6-11	265	California	4
1	J.R. Smith	G	6-6	220	St. Benedict's Prep (NJ)	2
22	Von Wafer	G	6-5	210	Florida State	1

Head Coach: George Karl (North Carolina)
Assistant Coaches: Doug Moe (North Carolina), Mike Dunlap (Loyola Marymount),
 Adrian Dantley (Notre Dame), Tim Grgrulich (Pittsburgh)
Assistant Coach/Player Development: John Welch (UNLV), Jamahl Mosley (Colorado), Rick Brunson (Temple)
Assistant Coach/Director of Scouting: Bill Branch (Lenior-Rhyne College)
Asst. Coach/Strength & Conditioning: Steve Hess (Ithaca)
Athletic Trainer: Jim Gillen (Ft. Hays State)

NUGGETS 2006-07 TEAM HIGHS & LOWS

	HIGH	LOW		HIGH	LOW
Points	140 vs. GSW, 11/24	75 vs. DAL, 4/6	Free-Throw Percentage	.897 (2) @ NY (26-29), 12/16	.313 (5-16) @ SAS, 4/18 *
Field Goals Made	52 vs. GSW, 11/24	27 vs. DAL, 4/6	Total Rebounds	61 @ SAC, 2/3	30 @ MIN, 2/14
Field Goals Attempted	96 vs. NOK (OT), 2/7	67 vs. UTA, 2/23	Offensive Rebounds	22 vs. GSW, 2/12	2 @ CLE, 3/25
Field Goal Percentage	.597 (43-72) @ CLE, 3/25	.348 (32-92) vs. HDU, 1/12	Defensive Rebounds	46 @ SAC, 2/3	20 @ POR, 1/31
Three-Pointers Made	15 @ HDU, 1/20 (OT)	1 (3) vs. DAL, 4/6	Assists	42 vs. GSW, 11/24 *	12 @ PHX, 3/30
Three-Pointers Attempted	30 vs. SAC, 12/22	7 vs. DAL, 4/6	Steals	17 @ CHA, 11/12	2 (2) vs. HDU, 3/2
Three-Point Percentage	.667 (10-15) vs. LAL, 3/15	.100 (1-10) @ WAS, 12/13	Turnovers	25 @ GSW, 11/22	7 @ BOS, 12/15
Free-Throws Made	39 vs. LAL, 4/9	5 @ SAS, 4/18	Blocked Shots	11 @ NOK, 4/13	0 @ TOR, 3/23
Free-Throws Attempted	49 vs. LAL, 4/9	15 vs. SAS, 1/10	Personal Fouls	32 @ MEM, 4/14	10 @ CLE, 3/25

OPPONENTS 2006-07 TEAM HIGHS & LOWS

	HIGH	LOW		HIGH	LOW
Points	133 @ MEM, 4/14	71 vs. DAL, 4/6	Free-Throw Percentage	.917 (2) @ TOR, 3/23	.429 (9-21) by SAS, 1/10
Field Goals Made	53 by GSW, 11/24	29 @ SAS, 4/18	Total Rebounds	57 by NOK (OT), 2/7	33 by SEA, 12/28
Field Goals Attempted	112 by WAS, 12/18 *	68 @ ORL, 11/15	Offensive Rebounds	21 (2) @ CHI, 3/22	4 by HDU, 1/12
Field Goal Percentage	.578 @ MEM, 4/14	.358 (29-81) @ SAS, 4/18	Defensive Rebounds	41 @ NOK, 12/29	17 @ SEA, 4/1
Three-Pointers Made	16 @ GSW, 3/7	2 (4) @ LAC, 4/7	Assists	39 @ LAL, 1/5	14 (2) @ SAS, 4/18
Three-Pointers Attempted	34 @ GSW, 3/7	6 @ MEM, 4/14	Steals	14 (4) @ MEM, 4/14	3 (2) @ LAL, 4/3
Three-Point Percentage	.667 (4-6) @ MEM, 4/14	.133 (2-15) @ CHA, 11/12	Turnovers	29 @ CHA, 11/12 *	8 by TOR, 11/18
Free-Throws Made	33 @ MEM, 4/14	8 (4) by DAL, 4/6	Blocked Shots	12 by BOS, 12/26	0 @ SEA, 1/23
Free-Throws Attempted	43 @ MEM, 4/14	10 (2) @ CLE, 3/25	Personal Fouls	34 by WAS, 12/18	13 @ MIN, 2/14

* Denotes NBA High/Low

2006-07 SEASON



2006-07 GAME-BY-GAME RESULTS (45-37)

NO.	DATE	OPPONENT	W-L	SCORE	HOME	ROAD	TOTAL	DEN. HIGH SCORER	OPP. HIGH SCORER	ATTEND.
1	11/2	@L.A. Clippers	L	95-96	0-0	0-1	0-1	J.R. Smith - 21	Cassell - 35	18,050
2	11/3	MINNESOTA	L	109-112	0-1	0-1	0-2	Anthony/Bojkins - 28	Garnett - 27	19,234*
3	11/8	NEW YORK	L	107-109	0-2	0-1	0-3	Anthony - 37	Crawford - 35	14,315
4	11/10	@Philadelphia	W	108-101	0-2	1-1	1-3	Anthony - 31	Korver - 23	16,374
5	11/12	@Charlotte	W	102-101	0-2	2-1	2-3	Anthony - 36	Okafar - 37	13,203
6	11/14	@Miami	W	112-105	0-2	3-1	3-3	Anthony - 33	Wade - 27	19,600
7	11/15	@Orlando	L	99-108	0-2	3-2	3-4	Anthony - 34	Dooling - 25	15,463
8	11/18	TORONTO	W	117-109	1-2	3-2	4-4	Anthony - 34	Bosh - 31	15,531
9	11/21	CHICAGO	W	113-109	2-2	3-2	5-4	J.R. Smith - 36	Hinrich - 28	16,172
10	11/22	@Golden State	W	115-112	2-2	4-2	6-4	Anthony - 33	Richardson - 24	17,505
11	11/24	GOLDEN STATE	W	140-129	3-2	4-2	7-4	J.R. Smith - 31	Biedrins - 31	16,234
12	11/26	L.A. CLIPPERS	W	103-88	4-2	4-2	8-4	Anthony - 33	Maggette - 22	14,236
13	11/28	MEMPHIS	L	96-108	4-3	4-2	8-5	Anthony - 37	Warlick - 25	12,435
14	12/1	@Minnesota	W	106-92	4-3	5-2	9-5	Anthony - 35	Garnett/Davis - 21	14,769
15	12/2	INDIANA	W	121-101	5-3	5-2	10-5	Anthony - 38	Tinsley - 27	19,155*
16	12/6	ATLANTA	L	96-98	5-4	5-2	10-6	Anthony - 24	J. Johnson - 27	13,126
17	12/8	MIAMI	W	123-107	6-4	5-2	11-6	J.R. Smith - 37	Wade/Hasley - 21	19,155*
18	12/9	@Dallas	L	90-105	6-4	5-3	11-7	Anthony/J.R. Smith - 18	Howard - 30	20,343
19	12/12	@Atlanta	W	100-87	6-4	6-3	12-7	Anthony - 26	Josh Smith - 21	14,831
20	12/13	@Washington	L	91-120	6-4	6-4	12-8	Anthony - 37	Arenas - 34	14,304
21	12/15	@Boston	L	114-119	6-4	6-5	12-9	Anthony - 42	Pierce - 38	15,607
22	12/16	@New York	W	123-100	6-4	7-5	13-9	Anthony - 34	Marbury - 31	19,763
23	12/18	WASHINGTON	W	117-108	7-4	7-5	14-9	Bojkins - 25	Butler - 26	14,265
24	12/22	SACRAMENTO	L	96-101	7-5	7-5	14-10	Bojkins - 25	Miller/Salmos - 21	18,022
25	12/26	BOSTON	W	116-105	8-5	7-5	15-10	Iverson - 28	Green/Allen - 18	17,914
26	12/28	SEATTLE	W	112-98	9-5	7-5	16-10	Iverson - 44	Wilkins - 26	17,400
27	12/29	@N. Orleans/OKC*	L	89-99	9-5	7-6	16-11	Bojkins - 26	Butler - 20	19,344
28	12/31	DALLAS	L	85-89	9-6	7-6	16-12	Iverson - 28	Howard - 28	18,423
29	1/2	PHILADELPHIA	L	97-108	9-7	7-6	16-13	Iverson - 30	Korver - 26	17,436
30	1/5	@L.A. Lakers	L	104-123	9-7	7-7	16-14	Bojkins - 24	Parker - 23	18,997
31	1/6	UTAH	L	84-95	9-8	7-7	16-15	Iverson - 22	Williams - 28	18,341
32	1/8	MILWAUKEE	W	104-92	10-8	7-7	17-15	Bojkins - 26	Patterson - 29	14,220
33	1/10	SAN ANTONIO	L	83-92	10-9	7-7	17-16	Iverson - 33	Parker - 29	16,486
34	1/12	HOUSTON	L	86-90	10-10	7-7	17-17	Iverson - 28	Battier - 25	17,333
35	1/14	@Portland	W	109-93	10-10	8-7	18-17	Iverson - 32	Rodriguez - 23	16,800
36	1/19	CLEVELAND	W	110-99	11-10	8-7	19-17	Camby - 26	James - 30	19,155*
37	1/20	@Houston	W	121-113*	11-10	9-7	20-17	Iverson - 36	McGrady - 24	18,233
38	1/22	MEMPHIS	W	115-98	12-10	9-7	21-17	Anthony - 28	Gasol - 23	19,155*
39	1/23	@Seattle	W	117-112	12-10	10-7	22-17	Anthony - 34	Allen - 44	17,072
40	1/25	@Utah	W	111-116	12-10	10-8	22-18	Anthony - 37	Booxa - 25	19,911
41	1/27	NEW JERSEY	L	102-112	12-11	10-8	22-19	J.R. Smith - 28	Carter - 40	19,737*
42	1/29	CHARLOTTE	L	101-105	12-12	10-8	22-20	Iverson - 31	Wallace - 25	15,898
43	1/31	@Portland	L	91-100	12-12	10-9	22-21	Anthony - 33	Randolph - 26	19,980
44	2/2	PORTLAND	W	114-107*	13-12	10-9	23-21	Anthony - 33	Randolph - 25	19,290*
45	2/3	@Sacramento	L	87-94	13-12	10-10	23-22	Anthony - 20	Martin - 28	17,317
46	2/5	PHOENIX	L	108-113	13-13	10-10	23-23	Anthony - 31	Stoudemire - 36	19,155*
47	2/7	N. Orleans/OKC	L	112-114*	13-14	10-10	23-24	Anthony - 27	Mason - 23	15,298
48	2/9	@Indiana	W	102-95	13-14	11-10	24-24	Anthony - 34	Dunleavy - 23	17,435
49	2/10	@Milwaukee	W	109-102	13-14	12-10	25-24	Anthony - 29	Bojkins - 26	18,317
50	2/12	GOLDEN STATE	W	123-111	14-14	12-10	26-24	Anthony/J.R. Smith - 28	Harrington - 24	15,513
51	2/14	@Minnesota	L	94-99	14-14	12-11	26-25	Anthony - 28	Blount - 28	15,797
52	2/20	@San Antonio	L	80-95	14-14	12-12	26-26	Anthony - 15	Parker - 17	18,586
53	2/23	UTAH	L	104-114	14-15	12-12	26-27	Anthony - 36	Williams - 26	19,655*
54	2/24	@Dallas	L	95-115	14-15	12-13	26-28	Anthony - 34	Nowitzki - 31	20,455
55	2/26	@Memphis	W	111-107	14-15	13-13	27-28	Anthony - 33	Miller/Gasol - 21	14,736
56	2/28	ORLANDO	W	111-101	15-15	13-13	28-28	Iverson - 34	Howard - 23	15,371
57	3/2	HOUSTON	L	97-108	15-16	13-13	28-29	Anthony - 30	McGrady - 28	18,338
58	3/6	N. Orleans/OKC	W	106-91	16-16	13-13	29-29	Iverson - 25	Chandler - 15	16,409
59	3/7	@Golden State	L	96-110	16-16	13-14	29-30	Iverson - 35	Davis - 22	19,596
60	3/9	DETROIT	L	82-95	16-17	13-14	29-31	Iverson - 19	Webber - 20	19,790*
61	3/11	@Sacramento	W	113-101	16-17	14-14	30-31	Anthony - 29	Bibby - 34	17,317
62	3/13	PORTLAND	W	107-99	17-17	14-14	31-31	Iverson - 31	Randolph - 26	14,867
63	3/15	L.A. LAKERS	W	113-86	18-17	14-14	32-31	Kleiza - 29	Bryant - 25	19,155*
64	3/17	PHOENIX	W	131-107	19-17	14-14	33-31	Iverson - 44	Barbosa - 25	19,805*
65	3/20	@New Jersey	W	94-90	19-17	15-14	34-31	Anthony - 30	Carter - 29	20,332
66	3/22	@Chicago	L	106-109	19-17	15-15	34-32	Iverson - 31	Gordon - 26	22,645
67	3/23	@Toronto	L	94-121	19-17	15-16	34-33	Kleiza/J.R. Smith - 20	Peterson - 23	20,120
68	3/25	@Cleveland	W	105-93	19-17	16-16	35-33	Anthony - 27	James/Ilgasauskas - 18	20,562
69	3/26	@Detroit	L	109-113*	19-17	16-17	35-34	Camby - 24	Billups - 34	22,076
70	3/28	SEATTLE	L	97-100	19-18	16-17	35-35	Anthony - 28	Lewis - 33	16,847
71	3/30	@Phoenix	L	108-125	19-18	16-18	35-36	Anthony - 32	Marion - 33	18,422
72	4/1	@Seattle	W	114-103	19-18	17-18	36-36	Anthony - 32	Watson - 28	16,659
73	4/3	@L.A. Lakers	W	111-105	19-18	18-18	37-36	Anthony - 31	Bryant - 39	18,997
74	4/4	SACRAMENTO	W	120-115	20-18	18-18	38-36	Iverson - 31	Artest - 32	16,045
75	4/6	DALLAS	W	75-71	21-18	18-18	39-38	Anthony - 23	Nowitzki - 22	19,752*
76	4/7	@L.A. Clippers	W	96-93	21-18	19-18	40-36	Iverson - 34	Maggette - 24	19,409
77	4/9	L.A. LAKERS	W	115-111	22-18	19-18	41-36	Anthony - 33	Bryant - 23	19,155*
78	4/11	@Utah	W	115-106	22-18	20-18	42-36	Anthony - 32	Harping - 31	19,911
79	4/13	@N. Orleans/OKC*	W	107-105	22-18	21-18	43-36	Anthony - 31	West - 31	19,164
80	4/14	@Memphis	L	118-133	22-18	21-19	43-37	Anthony - 28	Atkins/Kinsey - 28	18,119
81	4/16	MINNESOTA	W	122-107	23-18	21-19	44-37	Iverson - 25	Foye/Head - 19	18,080
82	4/18	@San Antonio	W	100-77	23-18	22-19	45-37	Evans - 19	Utah - 13	18,797

* Denotes number of overtime periods \$ Pepsi Center sellout ^ Oklahoma City

NUGGETS SEASON-BY-SEASON



2007-08 ROSTER

NO.	PLAYER	POS	HT	WT	COLLEGE	EXP.
15	Carmelo Anthony	F	6-8	230	Syracuse	4
12	Chuckie Atkins	G	5-11	185	South Florida	9
23	Marcus Camby	F/C	6-11	235	Massachusetts	11
25	Anthony Carter	G	6-2	195	Hawaii	8
5	Yakhouba Diawara	G/F	6-7	225	Pepperdine	1
0	Taurean Green	G	6-0	177	Florida	R
45	Steven Hunter	C	7-0	240	DePaul	6
3	Allen Iverson	G	6-0	165	Georgetown	11
11	Bobby Jones	F	6-7	215	Washington	1
43	Linas Kleiza	F	6-8	235	Missouri	2
4	Kenyon Martin	F	6-9	240	Cincinnati	7
34	Jelani McCoy	F/C	6-10	245	UCLA	7
21	Eduardo Najera	F	6-8	240	Oklahoma	7
31	Nene	F	6-11	260	Brazil	5
1	J.R. Smith	G	6-6	220	St. Benedict's Prep (NJ)	3
22	Von Wafer	G	6-5	210	Florida State	2
29	Mike Wilks	G	5-10	180	Rice	5

Head Coach: George Karl (North Carolina)
Assistant Coaches: Doug Moe (North Carolina), Mike Dunlap (Loyola Marymount),
 Adrian Dantley (Notre Dame), Tim Grgrich (Pittsburgh)
Assistant Coach/Player Development: John Welch (UNLV), Jamahl Mosley (Colorado)
Assistant Coach/Advance Scouting: Chad Iske (Kansas)
Player Development Coach: Stacey Augmon (UNLV)
Asst. Coach/Strength & Conditioning: Steve Hess (Ithaca)
Athletic Trainer: Jim Gillen (Ft. Hays State)
Asst. Athletic Trainer/
Asst. Strength & Conditioning Coach: Matt Friia (Ithaca), Dan Shimensky (Central Washington)

NUGGETS 2007-08 TEAM HIGHS & LOWS

	HIGH	LOW
Points	169 vs. SEA, 3/16*	90 vs. SAS, 1/3
Field Goals Made	61 vs. SEA, 3/16	28 @ HOU, 11/24
Field Goals Attempted	112 vs. HOU (20T), 12/20	73 (2) @ UTA, 4/12
Field Goal Percentage	670 (59-89) @ SEA, 2/27*	345 (29-94) vs. GS, 12/30
Three-Pointers Made	16 vs. SEA, 3/16	1 vs. POR, 11/14
Three-Pointers Attempted	34 @ MEM, 3/24	11 vs. SAS, 1/3
Three-Point Percentage	625 (10-16) vs. PHX, 3/5	077 (1-13) vs. POR, 11/14
Free-Throws Made	37 vs. PHX, 4/1	11 @ SEA, 2/27
Free-Throws Attempted	49 vs. BOS, 2/19	15 @ SAS, 12/15

	HIGH	LOW
Free-Throw Percentage	909 (20-22) vs. WAS, 2/8	591 (18-31) @ LAC, 11/21
Total Rebounds	63 vs. HOU (20T), 12/20	22 @ DET, 3/18*
Offensive Rebounds	27 vs. HOU (20T), 12/20*	4 @ DET, 3/18
Defensive Rebounds	46 vs. MEM, 4/16	18 @ DET, 3/18
Assists	44 vs. SEA, 3/16*	8 @ HOU, 11/24
Steals	15 (3) @ PHI, 3/19	4 (3) vs. LAC, 2/29
Turnovers	26 vs. SAC, 12/8	7 @ TOR, 3/23
Blocked Shots	15 vs. PHI, 1/6	0 (2) vs. SAS, 3/7
Personal Fouls	31 (2) vs. UTA, 2/6	13 vs. SAC, 12/8

OPPONENTS 2007-08 TEAM HIGHS & LOWS

	HIGH	LOW
Points	151 @ SEA (20T), 4/6	77 by SAS, 1/3
Field Goals Made	61 @ SEA (20T), 4/6	27 by SAS, 1/3
Field Goals Attempted	116 @ SEA (20T), 4/6*	70 @ LAC, 11/21
Field Goal Percentage	645 (49-76) @ BOS, 3/17	344 (32-93) @ CLE, 2/10
Three-Pointers Made	20 @ PHX, 1/7*	2 by SEA, 3/16
Three-Pointers Attempted	36 (2) by MEM, 4/16	9 @ PHI, 3/19
Three-Point Percentage	733 (11-15) @ UTA, 3/8	167 (3-18) @ HOU, 11/24
Free-Throws Made	33 (2) @ PHX, 3/31	5 @ HOU, 3/2
Free-Throws Attempted	44 by UTA, 2/6	6 @ HOU, 3/2

	HIGH	LOW
Free-Throw Percentage	950 (19-20) by MIL, 12/26	538 (14-26) by PHX, 4/1
Total Rebounds	59 by IND, 11/27	31 by SAS, 3/7
Offensive Rebounds	20 (3) last @ MIL, 2/23	3 by SAS, 3/7
Defensive Rebounds	47 by IND, 11/27	23 (3) @ SEA, 2/27
Assists	42 @ DET, 3/18	12 @ MEM, 1/30
Steals	20 @ BOS, 11/7*	1 @ PHX, 1/7
Turnovers	26 @ WAS, 11/9	8 @ GS, 12/28
Blocked Shots	13 @ PHX, 1/7	01 (6) by SAC, 4/5
Personal Fouls	33 by BOS, 2/19	13 @ MIA, 2/12

* Denotes NBA High/Low

2007-08 SEASON



2007-08 GAME-BY-GAME RESULTS (50-32)

NO.	DATE	OPPONENT	W-L	SCORE	HOME	ROAD	TOTAL	DEN. HIGH SCORER	OPP. HIGH SCORER	ATTEND.
1	10/31	SEATTLE	W	120-103	1-0	0-0	1-0	Anthony - 32	Wilkins - 21	19,380\$
2	11/2	@Minnesota	W	99-91	1-0	1-0	2-0	Anthony - 33	McCants - 23	19,443
3	11/4	NEW ORLEANS	L	88-93	1-1	1-0	2-1	Iverson - 23	West - 17	13,156
4	11/6	@New York	L	112-119	1-1	1-1	2-2	Iverson - 32	Crawford - 25	19,763
5	11/7	@Boston	L	119-92	1-1	1-2	2-3	Iverson - 26	Pierce - 26	18,624
6	11/9	@Washington	W	118-92	1-1	2-2	3-3	Anthony - 32	Butler - 21	20,713
7	11/10	@Indiana	W	113-106	1-1	3-2	4-3	Anthony - 32	Murphy - 17	12,748
8	11/12	CLEVELAND	W	122-100	2-1	3-2	5-3	Iverson - 37	James - 27	19,155\$
9	11/14	PORTLAND	W	110-93	3-1	3-2	6-3	Anthony - 25	Aldridge - 16	13,289
10	11/17	NEW YORK	W	115-83	4-1	3-2	7-3	Anthony - 24	Randolph - 15	19,679\$
11	11/20	CHICAGO	W	112-91	5-1	3-2	8-3	Anthony - 26	Noah - 16	17,106
12	11/21	@L.A. Clippers	L	90-101	5-1	3-3	8-4	Iverson - 29	Kaman/Ross - 17	17,221
13	11/23	MINNESOTA	W	99-93	6-1	3-3	9-4	Anthony - 31	Walker - 24	17,097
14	11/24	@Houston	L	81-109	6-1	3-4	9-5	Iverson - 18	McGrady - 35	18,228
15	11/27	INDIANA	L	110-112	6-2	3-4	9-6	Iverson - 26	Dunleavy - 30	13,274
16	11/29	@L.A. Lakers	L	99-127	6-2	3-5	9-7	Anthony - 23	Bryant - 24	18,997
17	11/30	L.A. CLIPPERS	W	123-107	7-2	3-5	10-7	Iverson - 26	Maggette - 26	14,230
18	12/2	MIAMI	W	115-89	8-2	3-5	11-7	Anthony - 30	Wade - 13	16,386
19	12/5	L.A. LAKERS	L	107-111	8-3	3-5	11-8	Iverson - 51	Bryant - 25	19,155\$
20	12/6	@Dallas	W	122-109	8-3	4-5	12-8	Iverson - 35	Nowitzki - 32	20,155
21	12/8	SACRAMENTO	W	101-97	9-3	4-5	13-8	Iverson - 23	Saltzman - 25	15,493
22	12/12	NEW ORLEANS	W	105-99	10-3	4-5	14-8	Anthony - 32	Paul - 30	13,337
23	12/15	@San Antonio	L	91-102	10-3	4-6	14-9	Iverson - 30	Finley/Oberto - 21	17,937
24	12/16	PORTLAND	L	105-116	10-4	4-6	14-10	Iverson - 38	Roy - 26	13,678
25	12/20	HOUSTON	W	112-111**	11-4	4-6	15-10	Anthony - 37	Yao - 26	16,157
26	12/21	@Portland	L	96-99	11-4	4-7	15-11	Anthony/Iverson - 34	Webster - 19	20,644
27	12/23	@Sacramento	W	106-105	11-4	5-7	16-11	Anthony - 30	Artest - 24	15,055
28	12/26	MILWAUKEE	W	125-105	12-4	5-7	17-11	Anthony - 29	Williams - 28	18,701
29	12/28	@Golden State	W	124-120	12-4	6-7	18-11	Iverson - 39	Jackson - 32	20,001
30	12/30	GOLDEN STATE	L	95-105	12-5	6-7	18-12	Anthony - 26	Davis - 28	19,362\$
31	1/3	SAN ANTONIO	W	89-77	13-5	6-7	19-12	Iverson - 29	Duncan/Parker - 20	19,155\$
32	1/4	@Minnesota	W	118-107	13-5	7-7	20-12	Iverson - 33	McCants - 34	13,536
33	1/6	PHILADELPHIA	W	109-96	14-5	7-7	21-12	Iverson - 38	Miller - 22	17,476
34	1/7	@Phoenix	L	115-137	14-5	7-8	21-13	Iverson - 32	Marion - 27	18,422
35	1/11	ORLANDO	W	113-103	15-5	7-8	22-13	Anthony - 32	Lewis - 21	16,718
36	1/14	@Charlotte	L	116-119	15-5	7-9	22-14	Anthony - 35	Wallace - 40	14,543
37	1/15	@Atlanta	L	93-104	15-5	7-10	22-15	Anthony - 36	Johnson - 22	18,235
38	1/17	UTAH	W	120-109	16-5	7-10	23-15	Kleiza - 41	Williams - 23	15,270
39	1/19	MINNESOTA	W	111-108	17-5	7-10	24-15	Iverson - 35	McCants - 23	18,196
40	1/21	@L.A. Lakers	L	99-118*	17-5	7-11	24-16	Iverson - 24	Fisher - 28	18,997
41	1/23	ATLANTA	W	107-100	18-5	7-11	25-16	Iverson - 29	Smith - 22	14,213
42	1/25	NEW JERSEY	W	100-85	19-5	7-11	26-16	Iverson - 30	Jefferson - 19	15,892
43	1/27	@Dallas	L	85-90	19-5	7-12	26-17	Iverson - 23	Nowitzki - 32	20,437
44	1/28	@New Orleans	L	93-117	19-5	7-13	26-18	Iverson - 23	Paul - 23	15,601
45	1/30	@Memphis	W	106-102	19-5	8-13	27-18	Iverson - 32	Gay - 30	12,043
46	2/2	CHARLOTTE	W	117-101	20-5	8-13	28-18	Anthony - 25	Richardson - 38	19,391\$
47	2/4	@Portland	W	105-103*	20-5	9-13	29-18	Anthony - 28	Roy - 26	20,320
48	2/6	UTAH	L	115-118*	20-6	9-13	29-19	Iverson - 34	Williams - 29	16,865
49	2/8	WASHINGTON	W	111-100	21-6	9-13	30-19	Anthony - 49	Jamison - 27	17,078
50	2/10	@Cleveland	W	113-83	21-6	10-13	31-19	Anthony - 37	James - 30	20,562
51	2/12	@Miami	W	114-113*	21-6	11-13	32-19	Smith - 28	Wade - 29	16,600
52	2/13	@Orlando	L	98-109	21-6	11-14	32-20	Anthony - 32	Lewis - 25	17,519
53	2/19	BOSTON	W	124-118	22-6	11-14	33-20	Anthony - 29	Pierce - 24	19,894\$
54	2/22	@Chicago	L	121-135	22-6	11-15	33-21	Smith - 43	Gordon - 37	21,848
55	2/23	@Milwaukee	L	109-115	22-6	11-16	33-22	Iverson - 26	Hedd - 42	16,674
56	2/25	DETROIT	L	93-99	22-7	11-16	33-23	Iverson - 28	Billups/Hamilton/Prince - 20	17,901
57	2/27	@Seattle	W	130-96	22-7	12-16	34-23	Iverson - 31	Durant/Galetale - 16	13,527
58	2/29	L.A. CLIPPERS	W	110-104	23-7	12-16	35-23	Iverson - 38	Thorton - 33	19,155\$
59	3/2	@Houston	L	89-103	23-7	12-17	35-24	Anthony - 19	McGrady - 22	18,168
60	3/5	PHOENIX	W	126-113	24-7	12-17	36-24	Iverson - 31	Stoudemire - 22	18,383
61	3/7	SAN ANTONIO	W	109-96	25-7	12-17	37-24	Iverson - 29	Ginobili - 24	19,821\$
62	3/8	@Utah	L	105-132	25-7	12-18	37-25	Iverson - 28	Okur - 27	19,911
63	3/10	@San Antonio	L	103-107	25-7	12-19	37-26	Iverson - 28	Duncan - 23	18,797
64	3/12	MEMPHIS	W	108-86	26-7	12-19	38-26	Martin - 23	Navarro - 16	17,318
65	3/14	TORONTO	W	137-105	27-7	12-19	39-26	Iverson - 28	Parker - 19	17,952
66	3/15	SEATTLE	W	168-115	28-7	12-19	40-26	Anthony - 26	Durant - 23	19,155\$
67	3/18	@Detroit	L	120-136	28-7	12-20	40-27	Anthony - 27	Hamilton - 24	22,076
68	3/19	@Philadelphia	L	113-115	28-7	12-21	40-28	Iverson - 32	Miller - 28	20,674
69	3/21	@New Jersey	W	125-114	28-7	13-21	41-28	Iverson - 26	Carter - 32	17,949
70	3/23	@Toronto	W	109-100	28-7	14-21	42-28	Iverson - 36	Bosh/Calderon - 17	19,800
71	3/24	@Memphis	W	120-106	28-7	15-21	43-28	Smith - 27	Gay - 30	12,317
72	3/27	DALLAS	W	118-105	29-7	15-21	44-28	Anthony - 32	Howard - 30	18,247
73	3/29	GOLDEN STATE	W	119-112	30-7	15-21	45-28	Smith - 23	Davis - 28	19,844\$
74	3/31	@Phoenix	L	117-132	30-7	15-22	45-29	Iverson - 31	Stoudemire - 41	18,422
75	4/1	PHOENIX	W	126-120	31-7	15-22	46-29	Iverson - 31	Stoudemire - 25	18,870
76	4/5	SACRAMENTO	L	115-118	31-8	15-22	46-30	Anthony - 47	Martin - 36	18,921
77	4/6	@Seattle	L	147-151**	31-8	15-23	46-31	Anthony - 38	Durant - 37	13,104
78	4/8	@L.A. Clippers	W	117-99	31-8	16-23	47-31	Anthony - 36	Mobley - 25	19,060
79	4/10	@Golden State	W	114-105	31-8	17-23	48-31	Iverson - 33	Ellis - 29	20,737
80	4/12	@Utah	L	97-124	31-8	17-24	48-32	Iverson - 28	Boozer/Brewer/Okur - 20	19,911
81	4/13	HOUSTON	W	111-94	32-8	17-24	49-32	Iverson - 33	Head - 19	19,720\$
82	4/16	MEMPHIS	W	120-111	33-8	17-24	50-32	Iverson - 21	Lowry - 22	17,892

* Denotes number of overtime periods

\$ Pepsi Center sellout

NUGGETS SEASON-BY-SEASON



2008-09 ROSTER

NUGGETS SEASON-BY-SEASON

NO.	PLAYER	POS	HT	WT	COLLEGE	EXP.
11	Chris Andersen	F/C	6-10	228	Blinn (Texas) J.C.	6
15	Carmelo Anthony	F	6-8	230	Syracuse	5
12	Chucky Atkins	G	5-11	185	South Florida	10
32	Renaldo Balkman	F	6-8	210	South Carolina	2
7	Chauncey Billups	G	6-3	202	Colorado	11
25	Anthony Carter	G	6-2	195	Hawaii	9
6	Jason Hart	G	6-3	180	Syracuse	7
5	Juwon Howard	F	6-9	253	Michigan	14
45	Steven Hunter	C/F	7-0	240	DePaul	7
3	Allen Iverson	G	6-0	180	Georgetown	12
30	Dahntay Jones	G/F	6-6	210	Duke	5
43	Linus Kleiza	F	6-8	245	Missouri	3
4	Kenyon Martin	F	6-9	230	Cincinnati	8
24	Antonio McDyess	F	6-9	245	Alabama	12
31	Nene	F/C	6-11	250	Brazil	6
27	Johan Petro	C	7-0	247	France	3
35	Cheikh Samb	C	7-1	245	Senegal	1
1	J.R. Smith	G	6-6	220	St. Benedict's Prep (NJ)	4
13	Sonny Weems	G/F	6-6	203	Arkansas	R

Head Coach: George Karl (North Carolina)
Assistant Coaches: Adrian Dantley (Notre Dame), Tim Grgurich (Pittsburgh), John Welch (UNLV)
Assistant Coach/Player Development: Jamahl Mosley (Colorado)
Assistant Coach/Advance Scout: Chad Iske (Kansas)
Player Development Coach: Stacey Augmon (UNLV), Larry Mangino (Montclair State)
Asst. Coach/Strength & Conditioning: Steve Hess (Ithaca)
Athletic Trainer: Jim Gillen (Ft. Hays State)
Asst. Athletic Trainer/
Asst. Strength & Conditioning Coach: Matt Friia (Ithaca), Dan Shimensky (Central Washington)

NUGGETS 2008-09 TEAM HIGHS & LOWS

	HIGH	LOW		HIGH	LOW
Points	135 vs. IND, 1/5	70 @ NJ, 2/7	Free-Throw Percentage	960 (24-25) vs. PHI, 12/26	500 (10-20) vs. NY, 3/31
Field Goals Made	50 (2) vs. IND, 1/5	25 vs. BOS, 2/23	Total Rebounds	60 @ LAC (OT), 10/31	27 @ ATL, 12/29
Field Goals Attempted	99 vs. NJ, 3/16	65 @ SA, 11/19	Offensive Rebounds	25 vs. NJ, 3/16	3 (2) @ ORL, 2/11
Field Goal Percentage	598 (49-82) vs. TOR, 12/2	337 (28-83) vs. POR, 4/15	Defensive Rebounds	45 @ LAC (OT), 10/31	18 @ DAL, 12/29
Three-Pointers Made	15 vs. PHI, 12/26	2 (2) vs. DET, 1/9	Assists	38 vs. IND, 1/5	9 @ POR, 4/15
Three-Pointers Attempted	31 vs. PHI, 12/26	8 vs. LAC, 3/14	Steals	15 (4) @ PHX, 3/23	2 vs. BOS, 2/23
Three-Point Percentage	667 (6-9) @ OKC, 2/4	133 (2-15) @ GS, 11/5	Turnovers	27 @ MEM, 1/27	6 vs. NJ, 3/16
Free-Throws Made	40 vs. MIL, 11/18	10 (2) vs. NY, 3/31	Blocked Shots	15 @ MEM, 1/27	0 @ HOU, 12/16 *
Free-Throws Attempted	48 vs. MIL, 11/18	13 @ BOS, 11/14	Personal Fouls	32 (4) @ LAL, 4/9	11 @ MIN, 11/29

OPPONENTS 2008-09 TEAM HIGHS & LOWS

	HIGH	LOW		HIGH	LOW
Points	120 (2) @ MIL, 2/22	73 @ ORL, 2/11	Free-Throw Percentage	958 (23-24) by MIN, 12/10	571 (20-35) by HOU, 3/9
Field Goals Made	47 @ CLE, 11/13	21 @ ORL, 2/11	Total Rebounds	54 @ NJ, 2/7	30 (3) by LAC, 3/17
Field Goals Attempted	100 by GS, 3/28	68 @ NO, 3/25	Offensive Rebounds	26 @ SAC, 12/6	2 @ SAC, 3/8 *
Field Goal Percentage	584 (45-77) @ OKC, 1/2	293 (29-99) @ SAC, 12/6	Defensive Rebounds	39 by HOU, 3/9	17 @ MIL, 2/22
Three-Pointers Made	14 (3) by GS, 3/28	2 (4) by LAL, 2/27	Assists	32 by IND, 1/5	12 (3) @ ORL, 2/11
Three-Pointers Attempted	35 (2) @ NY, 12/28	8 @ UTA, 10/29	Turnovers	14 by LAC, 3/14	1 @ ATL, 12/29
Three-Point Percentage	615 (8-13) @ OKC, 1/2	095 (2-21) by LAL, 2/27	Steals	26 @ MEM, 1/27	6 @ DAL, 3/27
Free-Throws Made	37 @ LAL, 4/9	9 (4) by SAC, 4/13	Blocked Shots	11 @ GS, 11/5	1 (4) by POR, 3/5
Free-Throws Attempted	46 @ LAL, 4/9	10 @ MIN, 11/29	Personal Fouls	36 (2) by UTA, 4/2	14 @ OKC, 2/4

* Denotes NBA High/Low

2008-09 SEASON



2008-09 GAME-BY-GAME RESULTS (54-28)

NO.	DATE	OPPONENT	W-L	SCORE	HOME	ROAD	TOTAL	DEN. HIGH SCORER	OPP. HIGH SCORER	ATTEND.
1	10/29	@Utah	L	94-98	0-0	0-1	0-1	Iverson/Martin - 18	Boozer - 25	19,911
2	10/31	@L.A. Clippers	W	113-103*	0-0	1-1	1-1	Iverson - 25	Thornton - 30	11,418
3	11/1	L.A. LAKERS	L	97-104	0-1	1-1	1-2	Carter - 20	Byrant - 32	19,651 \$
4	11/5	@Golden State	W	101-111	0-1	1-2	1-3	Anthony - 28	Jackson - 29	18,194
5	11/7	DALLAS	W	108-105	1-1	1-2	2-3	Anthony - 28	Nowitzki - 23	19,175 \$
6	11/9	MEMPHIS	W	100-90	2-1	1-2	3-3	Anthony - 24	Mayo - 31	14,359
7	11/11	@Charlotte	W	88-80	2-1	2-2	4-3	Anthony - 25	Richardson - 23	10,753
8	11/13	@Cleveland	L	99-110	2-1	3-3	4-4	Billups - 26	M. Williams - 24	20,562
9	11/14	@Boston	W	94-85	2-1	4-3	5-4	Anthony/Billups - 18	Allen - 26	18,624
10	11/16	MINNESOTA	W	90-84	3-1	4-3	6-4	Billups - 26	Jefferson - 20	16,721
11	11/18	MILWAUKEE	W	91-81	4-1	4-3	7-4	Kleiza - 25	Bell - 25	14,413
12	11/19	@San Antonio	W	91-81	4-1	4-3	8-4	Billups - 22	Hill - 20	16,559
13	11/21	@L.A. Lakers	L	90-104	4-1	4-4	8-5	Nene/Smith - 18	Bryant - 29	18,997
14	11/23	CHICAGO	W	114-101	5-1	4-4	9-5	Martin - 26	Gordon - 28	16,202
15	11/26	@L.A. Clippers	W	106-105	5-1	5-4	10-5	Anthony - 30	Gordon - 24	14,934
16	11/27	New Orleans	L	101-105	5-2	5-4	10-6	Smith - 32	Paul - 22	15,567
17	11/29	@Minnesota	W	106-97	5-2	6-4	11-6	Billups - 27	Foye - 25	14,193
18	11/30	HOUSTON	W	104-94	6-2	6-4	12-6	Billups - 28	Yao - 18	17,201
19	12/2	TORONTO	W	132-93	7-2	6-4	13-6	Billups - 24	Bosh - 24	14,243
20	12/4	SAN ANTONIO	L	91-108	7-3	6-4	13-7	Anthony - 16	Parker - 22	15,866
21	12/6	@Sacramento	W	118-85	7-3	7-4	14-7	Billups - 24	Salmons - 22	12,322
22	12/10	MINNESOTA	W	116-105	8-3	7-4	15-7	Anthony - 45	Foye/Jefferson - 26	14,007
23	12/13	GOLDEN STATE	W	123-105	9-3	7-4	16-7	Anthony - 27	Crawford - 25	15,322
24	12/15	@Dallas	W	98-88	9-3	8-4	17-7	Smith - 25	Nowitzki - 27	19,969
25	12/16	@Houston	L	96-108	9-3	8-5	17-8	Anthony - 22	Yao - 32	17,737
26	12/19	CLEVELAND	L	88-105	9-4	8-5	17-9	Billups - 16	James - 33	19,155 \$
27	12/20	@Phoenix	L	101-108	9-4	8-6	17-10	Smith - 23	Stoudemire - 27	18,422
28	12/22	PORTLAND	W	97-89	10-4	8-6	18-10	Billups/Nene - 19	Aldridge - 20	18,611
29	12/23	@Portland	L	92-101	10-4	8-7	18-11	Kleiza - 20	Aldridge - 22	20,007
30	12/26	PHILADELPHIA	W	105-101	11-4	8-7	19-11	Smith 27	Igoudala - 24	19,155 \$
31	12/28	@New York	W	117-110	11-4	9-7	20-11	Anthony - 32	Robinson - 20	19,763
32	12/29	@Atlanta	L	91-109	11-4	9-8	20-12	Martin - 19	Johnson - 25	17,131
33	12/31	@Toronto	W	114-107	11-4	10-8	21-12	Nene - 21	Bargnani - 26	18,879
34	1/2	@Oklahoma City	W	122-120	11-4	11-8	22-12	Anthony - 31	Durant - 33	18,613
35	1/3	NEW ORLEANS	W	105-100	12-4	11-8	23-12	Anthony - 22	Yao - 30	19,614 \$
36	1/5	INDIANA	W	135-115	13-4	11-8	24-12	Martin - 25	Granger - 36	14,255
37	1/7	MIAMI	W	108-97	14-4	11-8	25-12	Billups/Kleiza/Smith - 21	Waide - 31	15,459
38	1/9	DETROIT	L	99-83	14-4	11-8	25-13	Billups - 30	Iverson - 23	19,882 \$
39	1/13	DALLAS	W	99-97	15-5	11-8	26-13	Billups - 23	Nowitzki - 44	14,158
40	1/15	PHOENIX	W	119-113*	16-5	11-8	27-13	Billups - 26	Hill - 25	18,073
41	1/17	ORLANDO	L	88-106	16-6	11-8	27-14	Kleiza - 26	Turkoglu - 31	19,749 \$
42	1/19	@Houston	L	113-115	16-6	11-9	27-15	Smith - 24	Yao - 31	18,199
43	1/20	SACRAMENTO	W	118-99	17-6	11-9	28-15	Kleiza - 27	Martin - 25	15,164
44	1/25	UTAH	W	117-97	18-6	11-9	29-15	Nene - 28	Brewer - 16	17,895
45	1/27	@Memphis	W	100-95	18-6	12-9	30-15	Billups - 29	Mayo - 19	11,338
46	1/28	@New Orleans	L	81-94	18-6	12-10	30-16	Martin - 22	Miller - 17	15,792
47	1/30	CHARLOTTE	W	110-99	19-6	12-10	31-16	Nene - 22	Stojakovic - 26	18,483
48	2/3	SAN ANTONIO	W	104-96	20-6	12-10	32-16	Anthony - 35	Mason - 26	18,536
49	2/4	@Oklahoma City	W	114-113	20-6	13-10	33-16	Anthony - 32	Durant - 31	18,332
50	2/6	@Washington	W	124-103	20-6	14-10	34-16	Anthony - 23	Jamison - 26	20,173
51	2/7	@New Jersey	L	70-114	20-6	14-11	34-17	Anthony - 15	Harris - 28	17,697
52	2/10	@Miami	W	99-82	20-6	15-11	35-17	Billups - 23	Wade - 33	16,784
53	2/11	@Orlando	W	82-73	20-6	16-11	36-17	Anthony - 29	Howard - 16	17,461
54	2/18	@Philadelphia	W	101-89	20-6	17-11	37-17	Anthony - 26	Miller - 17	15,979
55	2/20	@Chicago	L	99-116	20-6	17-12	37-18	Billups - 25	Gordon - 37	21,970
56	2/22	@Milwaukee	L	117-120	20-6	17-13	37-19	Anthony - 33	Villanueva - 36	14,891
57	2/23	BOSTON	L	76-114	20-7	17-13	37-20	Smith - 19	Allen - 26	19,784 \$
58	2/25	ATLANTA	W	110-109	21-7	17-13	38-20	Billups - 33	Williams - 31	18,418
59	2/27	L.A. LAKERS	W	90-79	22-7	17-13	39-20	Billups/Smith - 22	Bryant - 29	19,920 \$
60	3/1	@Indiana	L	94-100	22-7	17-14	39-21	Billups - 27	Jack - 28	12,458
61	3/3	@Detroit	L	95-100	22-7	17-15	39-22	Billups - 34	Prince - 23	22,076
62	3/5	PORTLAND	W	106-90	23-7	17-15	40-22	Anthony - 38	Roy - 22	16,801
63	3/6	@Utah	L	91-97	23-7	17-16	40-23	Smith - 27	Williams - 25	19,911
64	3/8	@Sacramento	L	106-114	23-7	17-17	40-24	Anthony - 32	Martin - 26	12,678
65	3/9	HOUSTON	L	95-97	23-8	17-17	40-25	Billups - 28	Artest - 22	16,020
66	3/11	OKLAHOMA CITY	W	112-99	24-8	17-17	41-25	Anthony - 22	Green - 19	16,186
67	3/14	L.A. CLIPPERS	W	107-94	25-8	17-17	42-25	Balkman - 22	Thornton - 19	18,676
68	3/16	NEW JERSEY	W	121-96	26-8	17-17	43-25	Nene/Smith - 19	Carter - 32	16,223
69	3/18	@Memphis	W	111-109	26-8	18-17	44-25	Anthony - 35	Gay - 30	11,087
70	3/20	WASHINGTON	W	116-105	27-8	18-17	45-25	Smith - 40	Jamison - 27	18,231
71	3/23	@Phoenix	L	115-118	27-8	18-18	45-26	Anthony - 29	Hill - 23	18,422
72	3/25	@New Orleans	L	101-98	27-8	18-18	45-26	Anthony - 29	Paul - 19	17,274
73	3/27	@Dallas	W	103-101	27-8	20-18	47-26	Anthony - 43	Nowitzki - 26	20,310
74	3/28	GOLDEN STATE	W	129-116	28-8	20-18	48-26	Anthony - 31	Crawford - 30	19,155 \$
75	3/31	NEW YORK	W	111-104	29-8	20-18	49-26	Anthony - 29	Robinson - 30	17,851
76	4/2	UTAH	W	114-104	30-8	20-18	50-26	Smith - 28	Miles - 19	17,969
77	4/4	L.A. CLIPPERS	W	120-104	31-8	20-18	51-26	Smith - 34	Randolph - 12	17,880
78	4/5	@Minnesota	W	110-87	31-8	21-18	52-26	Anthony - 23	Telfair - 18	16,839
79	4/8	OKLAHOMA CITY	W	122-112	32-8	21-18	53-26	Anthony - 31	Durant - 31	16,536
80	4/9	@L.A. Lakers	L	102-116	32-8	21-19	53-27	Anthony - 23	Bryant - 33	18,997
81	4/13	SACRAMENTO	W	119-89	33-8	21-19	54-27	Smith - 45	Dion - 32	18,823
82	4/15	@Portland	L	76-104	33-8	21-20	54-28	Billups - 13	Outlaw - 21	20,652

* Denotes number of overtime periods

\$ Pepsi Center sellout

NUGGETS SEASON-BY-SEASON



SEASON STATS SINCE JOINING THE NBA

1976-77 (WON 50, LOST 32)

PLAYER	GP-GS	MIN	FG	FGA	PCT	FT	FTA	PCT	OFF	DEF	TOT	AST	PF	DQ	STL	TO	BLK	PTS	AVG
Thompson	82-82	3001	824	1626	50.7	477	623	766	138	196	334	337	236	1	114	53	2125	25.9	
Issel	79-77	2507	660	1282	51.5	445	558	797	211	485	696	177	246	7	91	29	1765	22.3	
James	82-82	2419	501	879	57.0	236	329	717	174	504	678	264	238	3	186	62	1238	15.1	
Calvin (TOT)	78-4	1438	220	544	40.4	287	338	849	36	60	96	240	127	0	61	3	727	9.6	
Calvin (DEN)	29-4	625	100	225	44.4	123	144	854	19	30	49	115	53	0	27	1	323	11.1	
Gerard	24-21	456	101	210	48.1	38	56	679	38	62	100	49	73	1	21	30	240	10.0	
Wise	75-25	1403	237	513	46.2	142	218	651	76	177	253	142	180	2	60	18	616	8.2	
McClain	72-58	2002	245	551	44.5	99	133	744	52	177	274	324	255	3	106	52	13	589	8.2
Price (TOT)	81-38	1828	253	567	44.6	83	103	806	50	181	231	261	247	3	128	20	589	7.3	
Price (DEN)	55-35	1384	188	422	44.5	59	74	797	41	143	184	208	181	3	96	14	435	7.9	
Silas	81-1	1959	206	572	36.0	170	255	667	236	370	606	132	183	0	58	23	582	7.2	
Webster	80-5	1276	198	400	49.5	143	220	650	152	332	484	62	149	2	23	118	539	6.7	
Williams	21-2	311	35	93	37.6	30	39	769	8	26	34	44	26	0	8	0	100	4.8	
Beck	53-0	480	107	246	43.5	36	44	818	45	51	96	33	59	1	15	1	250	4.7	
Taylor	79-18	1548	132	314	42.0	37	65	569	90	121	211	288	202	0	132	9	301	3.8	
Towe	51-0	409	56	138	40.6	18	25	720	8	26	34	67	61	0	16	0	130	2.5	
Nuggets	82	19780	3590	7471	48.1	2053	2783	738	1288	2700	3988	2282	2142	29	953	411	471	9233	112.6
Opponents	82	19780	3585	7743	46.3	1635	2231	733	1289	2901	3750	2082	2285	40	934	1944	470	8805	107.4

1977-78 (WON 48, LOST 34)

PLAYER	GP-GS	MIN	FG	FGA	PCT	FT	FTA	PCT	OFF	DEF	TOT	AST	PF	DQ	STL	TO	BLK	PTS	AVG
Thompson	80-80	3025	826	1584	52.1	520	668	778	156	234	390	362	213	1	92	245	99	2172	27.2
Issel	82-81	2851	659	1287	51.2	428	547	782	253	577	830	304	279	5	100	259	41	1746	21.3
James	75-75	2440	440	761	57.8	208	277	751	164	472	638	252	221	2	137	194	126	1088	14.5
Taylor	39-39	1222	182	362	50.3	115	146	785	30	68	96	132	120	1	61	77	9	452	11.6
Wilkinson	81-81	2780	382	936	40.8	157	210	748	98	376	474	439	275	3	126	294	21	921	11.4
Hillman (TOT)	78-52	1966	340	710	47.9	167	286	584	199	378	577	102	190	11	63	81	81	847	10.9
Hillman (DEN)	33-11	746	104	209	49.8	49	81	605	73	166	239	53	130	4	14	66	37	257	7.8
Roberts	82-16	1598	311	736	42.3	153	212	722	135	216	351	105	212	0	40	118	7	775	9.5
Simonson (TOT)	64-27	1822	165	373	44.2	59	87	533	117	157	280	90	75	0	75	126	7	495	7.7
Simonson (DEN)	32-0	548	73	230	31.7	31	40	775	26	49	75	72	42	0	43	48	4	177	5.5
Price	49-7	1090	141	293	48.1	51	66	773	30	129	159	158	118	0	69	101	4	333	6.8
Calvin	77-16	988	147	333	44.1	173	206	840	11	73	84	148	87	0	46	108	5	467	6.1
Ellis	78-3	1213	133	320	41.6	102	140	632	114	190	304	73	208	2	49	99	47	338	4.3
LaGuarda	77-1	868	96	317	40.5	114	150	760	75	139	214	47	146	1	17	101	17	306	4.0
Smith	45-0	378	50	97	51.5	21	24	875	6	30	36	39	52	0	18	20	3	121	2.7
Dorsey	7-0	37	3	12	25.0	5	6	600	5	15	20	5	2	0	2	3	2	9	1.3
Cook	4-0	10	1	3	33.3	0	0	000	1	2	3	1	4	0	0	0	0	0	0.0
Nuggets	82	19739	3548	7441	47.7	2065	2705	765	1177	2736	3913	2187	2196	20	824	1732	422	9164	111.8
Opponents	82	19830	3678	7799	47.2	1740	2365	736	1267	2546	3813	2248	2220	49	877	1620	524	9096	110.9

1978-79 (WON 47, LOST 35)

PLAYER	GP-GS	MIN	FG	FGA	PCT	FT	FTA	PCT	OFF	DEF	TOT	AST	PF	DQ	STL	TO	BLK	PTS	AVG
Thompson	76-75	2670	693	1353	51.2	439	583	753	109	165	274	225	180	5	70	186	82	1825	24.0
McGinnis	76-76	2552	603	1273	47.4	509	765	665	256	608	864	283	321	16	129	346	52	1715	22.6
Issel	81-81	2742	532	1030	51.7	316	419	754	240	498	738	255	233	6	61	171	45	1380	17.0
Scott	79-79	2177	352	689	51.1	161	215	749	54	156	210	428	284	12	78	255	30	947	12.0
Wilkinson	80-56	2425	396	869	45.6	119	173	688	100	314	414	284	190	0	118	296	10	1311	11.4
Boswell	79-21	2211	321	603	53.2	198	284	697	248	290	538	242	263	4	50	185	51	840	10.6
Roberts	63-19	1236	211	498	42.4	76	110	691	106	152	258	107	142	2	20	65	2	498	7.9
Smith	82-2	1479	184	436	42.2	159	180	933	41	105	146	208	165	1	56	95	13	527	6.4
Ellis	42-0	269	42	92	45.7	29	36	806	17	45	62	10	45	0	10	22	13	113	2.7
Hughes	81-1	1086	98	182	53.8	18	45	400	112	223	335	74	215	2	56	78	102	214	2.6
Hicks	20-0	128	18	43	41.9	3	5	600	13	15	28	8	20	0	5	13	0	39	2.0
Kuester	33-0	212	16	52	30.7	13	14	929	5	18	13	37	29	0	18	20	1	45	1.4
Crompton	20-0	68	10	26	38.6	6	12	500	6	17	23	5	19	0	0	0	0	12	1.3
Nuggets	82	19705	3517	7311	48.1	2046	2941	720	1307	2596	3903	2166	2106	48	673	1644	414	9870	110.7
Opponents	82	19705	3631	7616	47.1	1713	2277	752	1220	2427	3647	2173	2061	56	738	1525	465	8985	109.5

1979-80 (WON 30, LOST 52)

PLAYER	GP-GS	MIN	FG	FGA	PCT	FT	FTA	PCT	OFF	DEF	TOT	AST	PF	DQ	STL	TO	BLK	PTS	AVG
Issel	82-82	2938	715	1416	50.5	517	667	775	236	483	719	188	190	1	88	163	54	1951	23.8
Thompson	38-39	1239	289	617	46.8	254	335	758	56	118	174	124	106	3	39	116	38	839	21.5
English (TOT)	78-38	2405	533	1113	47.9	210	268	789	269	338	605	274	206	0	73	212	62	1838	16.9
English (DEN)	24-24	875	207	427	48.5	96	126	762	102	123	225	82	78	0	28	90	29	512	21.3
McGinnis	45-43	1424	268	584	45.9	166	207	541	134	328	462	221	187	10	69	188	17	703	15.6
Wilkinson	75-73	2381	430	1030	41.7	166	222	748	85	231	316	243	194	1	33	193	27	1033	13.8
Roche	82-26	296	354	740	47.8	172	240	74	91	155	405	399	199	0	82	159	12	1124	11.4
Boswell	19-7	522	72																

SEASON STATS SINCE JOINING THE NBA



1988-89 (WON 44, LOST 38)

PLAYER	G-GS	MIN	FG	FGA	PCT	FT	FTA	PCT	OFF	DEF	TOT	AST	PF	DQ	STL	TO	BLK	PTS	AVG
English	82-82	2990	924	1881	.491	325	379	.858	148	178	326	383	174	0	66	198	12	2175	26.5
Lever	71-71	2745	558	1221	.457	270	344	.785	187	475	662	559	178	1	195	157	20	1409	19.8
Adams	77-77	2787	466	1082	.433	322	393	.819	71	212	283	490	149	0	166	180	11	1424	18.5
Davis	81-0	1857	536	1076	.498	176	199	.879	41	110	151	190	187	0	72	132	5	1267	15.6
Schayes	76-64	1918	317	607	.522	332	402	.826	142	358	500	105	320	8	42	160	81	969	12.8
Cook (reg)	66-4	1143	218	478	.456	63	78	.803	4	73	107	127	121	0	71	88	10	507	7.7
Cook (reg)	30-4	386	71	163	.436	17	22	.773	13	35	48	44	4	0	28	26	6	161	5.4
Rasmussen	77-22	1308	257	577	.445	69	91	.852	105	192	297	49	194	2	29	49	41	583	7.6
Greenwood (reg)	67-18	1403	167	395	.423	132	176	.750	140	262	402	96	201	5	47	91	52	466	7.0
Greenwood (reg)	29-3	491	62	148	.419	48	71	.676	48	116	164	41	78	3	17	36	28	172	5.9
Cooper	79-72	1864	220	444	.495	79	106	.745	212	407	619	78	302	7	36	73	211	520	6.6
Vincent	5-1	95	13	38	.342	5	9	.556	2	16	18	5	11	0	1	5	1	32	6.4
Hanzlik	41-0	701	66	151	.437	88	87	.882	18	75	93	86	82	1	25	53	6	201	3.3
Lane	54-1	550	109	256	.426	43	112	.384	87	113	200	60	105	1	20	50	4	261	4.8
Natt	14-0	168	22	50	.440	22	31	.710	12	34	46	7	13	0	6	11	1	66	4.7
Turner	78-12	1746	151	353	.428	33	56	.589	109	178	287	144	209	2	90	60	8	337	4.3
Hughes	26-1	224	28	64	.438	7	12	.568	6	13	19	35	30	0	17	11	2	70	2.7
Englestad	11-0	50	11	29	.379	6	10	.600	5	11	16	7	12	0	1	3	0	28	2.5
Nuggets	82	19880	3810	8140	.466	1821	2314	.787	1206	2513	3719	2282	2088	26	811	1225	436	9675	118.0
Opponents	82	19880	3701	7484	.495	1977	2683	.737	1136	2864	4000	2136	2001	21	665	1597	485	9536	116.3

Three-Point Field Goals: Adams 166-466 (.366), Lever 23-66 (.348), Davis 20-69 (.290), Hughes 7-22 (.318), Cook 2-10 (.200), Schayes 3-9 (.333), Turner 2-7 (.286), English 2-8 (.250), Vincent 1-2 (.500), Cooper 1-4 (.250), Hanzlik 1-5 (.200), Lane 0-7, Natt 0-1.
Nuggets: 228-676 (.337), Opponents: 157-446 (.352).

1989-90 (WON 43, LOST 39)

PLAYER	G-GS	MIN	FG	FGA	PCT	FT	FTA	PCT	OFF	DEF	TOT	AST	PF	DQ	STL	TO	BLK	PTS	AVG
Lever	79-79	2832	568	1283	.443	271	337	.804	230	504	734	517	172	1	168	156	13	1443	18.3
English	80-80	2211	635	1293	.491	161	183	.880	119	167	286	225	130	0	51	93	23	1433	17.9
Davis	69-14	1635	497	1033	.481	207	227	.912	46	133	179	155	160	1	59	102	9	1207	17.5
Adams	79-74	2030	398	899	.442	267	314	.850	49	176	225	495	133	0	121	141	3	1221	15.5
Rasmussen	81-55	1995	445	895	.497	111	134	.828	174	420	594	82	300	10	40	75	104	1001	12.4
Schayes	53-22	1194	163	330	.494	225	264	.852	117	225	342	61	200	7	41	72	45	551	10.4
Carroll (reg)	76-47	1721	312	759	.411	137	177	.774	133	310	443	97	192	4	47	142	115	761	10.0
Carroll (reg)	30-27	719	153	354	.432	52	70	.743	51	142	193	54	70	0	28	78	58	358	11.9
Lichti	79-4	1326	250	514	.486	130	174	.747	49	102	151	116	145	1	55	95	13	630	8.0
Hanzlik	81-0	1605	179	396	.452	136	183	.743	67	140	207	186	249	7	78	87	29	500	6.2
Kempton	71-14	1061	153	312	.490	77	114	.675	51	167	218	118	144	2	30	80	9	383	5.4
Lane	67-46	956	145	309	.469	44	120	.367	144	217	361	105	189	1	53	85	17	334	5.0
Hughes	60-0	892	83	202	.411	23	34	.678	15	35	70	116	87	0	48	39	1	208	3.5
Higgins	5	32	3	8	.375	7	8	.875	1	2	3	2	1	0	1	1	0	13	2.6
Dunn	65-2	657	44	97	.454	26	39	.667	56	82	138	43	67	1	41	19	4	114	1.8
Nuggets	82	19805	3716	8015	.464	1737	2201	.789	1169	2532	3701	2275	2047	31	814	1136	329	9397	114.6
Opponents	82	19805	3589	7334	.489	1939	2517	.770	1021	2846	3867	2073	1911	19	613	1514	462	9281	113.2

Three-Point Field Goals: Adams 158-432 (.366), Lever 36-87 (.414), Hughes 20-49 (.408), Hanzlik 6-31 (.194), Davis 6-46 (.130), English 2-5 (.400), Lichti 0-14 (.000), Lane 0-5 (.000), Schayes 0-4 (.000), Dunn 0-2 (.000), Kempton 0-1 (.000), Rasmussen 0-1 (.000).
Nuggets: 228-677 (.377), Opponents: 164-517 (.372).

1990-91 (WON 20, LOST 62)

PLAYER	G-GS	MIN	FGM	FGA	PCT	FTM	FTA	PCT	OFF	DEF	TOT	AST	PF	DQ	STL	TO	BLK	PTS	AVG	
Adams	66-66	2346	560	1421	.394	494	465	.829	.879	58	198	256	693	162	1	147	240	6	1752	26.5
Woodridge	63-50	1823	490	883	.498	350	439	.797	141	220	361	119	145	2	69	152	23	1330	25.1	
Davis	39-13	1044	316	667	.474	86	94	.915	52	71	123	84	108	2	62	63	3	728	18.7	
Abdul-Rauf	67-19	1505	417	1009	.413	84	98	.857	34	87	121	206	149	2	55	110	4	942	14.1	
Lichti	29-25	860	166	378	.439	59	69	.855	49	63	112	72	65	1	46	33	8	405	14.0	
Williams (reg)	51-46	1542	323	728	.444	131	156	.840	116	131	247	87	189	7	93	76	30	620	16.1	
Rasmussen	70-69	2325	405	885	.458	63	93	.677	170	508	67	70	307	15	52	81	132	875	12.5	
Farmer (reg)	25-1	443	99	216	.458	46	63	.730	27	36	63	38	58	0	13	37	2	249	10.0	
Gaines	10-2	226	28	70	.400	22	26	.846	4	10	14	91	25	0	10	23	2	83	8.3	
Mills	17-0	279	56	120	.467	16	22	.727	31	57	88	16	44	0	16	18	0	129	7.5	
Lane	62-25	1383	202	461	.438	58	141	.411	280	298	578	123	192	1	51	106	14	463	7.5	
Wolf	74-38	1593	234	519	.451	69	83	.831	136	264	400	107	244	8	60	95	31	539	7.3	
Liberty	76-18	1171	216	513	.421	58	92	.630	117	104	221	64	153	2	48	71	19	507	6.7	
Battle (reg)	40-4	682	95	196	.485	50	64	.781	62	61	123	47	83	0	41	36	12	243	6.1	
Legler	10-0	148	25	72	.347	5	6	.833	8	10	18	12	20	0	2	4	0	58	5.8	
Cook	58-25	1121	118	283	.417	71	129	.550	134	192	326	26	100	1	35	50	72	307	5.3	
Neal	10-0	125	14	35	.400	13	22	.591	2	14	16	37	26	1	4	19	0	44	4.4	
Anderson (reg)	41-2	659	85	193	.440	44	87	.506	67	170	237	12	107	3	25	61	36	214	5.2	
Johnson	21-4	217	29	68	.426	21	32	.656	9	12	21	77	22	0	14	27	2	79	3.8	
Mason	3-0	71	2	4	.500	6	8	.750	3	2	5	0	6	0	0	1	0	10	3.3	
Dunn	17-3	217	21	47	.447	9	10	.900	20	22	42	24	30	0	12	7	1	52	3.1	
Nuggets	82	19730	3901	8868	.440	1726	2263	.763	1520	2530	4050	2005	2235	46	856	1332	406	9828	119.9	
Opponents	82	19730	4076	7962	.512	2377	3068	.775	1242	3067	4309	2492	1844	14	757	1527	525	10723	130.8	

Three-Point Field Goals: Adams 167-564 (.296), Williams 43-131 (.328), Abdul-Rauf 24-100 (.240), Liberty 17-57 (.298), Lichti 4-47 (.298), Davis 10-33 (.303), Farmer 5-22 (.227), Gaines 5-21 (.238), Neal 3-9 (.333), Legler 3-12 (.250), Battle 3-22 (.136), Wolf 2-15 (.133), Dunn 1-4 (.250), Lane 1-4 (.250), Cook 0-3 (.000), Woodridge 0-4 (.000), Johnson 0-4 (.000).
Nuggets: 300-1059 (.283), Opponents: 194-502 (.386).

NUGGETS SEASON-BY-SEASON

SEASON STATS SINCE JOINING THE NBA



1995-96 (WON 35, LOST 47)

PLAYER	G-GS	MIN	FG	FGA	PCT	FT	FTA	PCT	OFF	DEF	TOT	AST	PF	DQ	STL	TO	BLK	PTS	AVG
Abdul-Rauf	57-53	2029	414	956	43.4	146	157	93.0	26	112	138	389	117	0	64	115	3	1095	19.2
D. Ellis	81-52	2626	459	959	47.9	136	179	76.0	88	227	315	139	191	1	57	98	7	1204	14.9
Sith	82-7	2810	379	911	41.6	320	379	84.4	125	275	400	241	187	3	114	157	16	1119	13.6
McDyess	76-75	2290	427	891	47.9	465	186	243	68.3	229	343	572	72	250	4	54	154	114	10.0
MacLean	56-5	1107	233	547	42.6	145	198	73.2	62	143	205	89	105	1	21	68	5	625	11.2
Mutombo	74-74	2713	284	569	49.9	246	354	69.5	249	622	871	108	258	4	38	150	332	814	11.0
L. Ellis	45-28	1289	189	432	43.8	89	148	60.1	93	229	322	74	163	3	36	83	33	471	10.5
Rose	80-37	2134	290	604	48.0	191	277	69.0	46	214	280	495	229	3	53	234	39	803	10.0
Hammonds	71-4	1045	177	368	47.8	88	115	76.5	46	138	223	23	137	0	23	48	13	342	4.8
Williams	52-5	817	94	254	37.0	33	39	84.6	25	97	122	74	137	1	34	51	21	241	4.6
Slater	4-0	26	6	11	54.5	2	5	40.0	3	4	7	2	4	0	1	3	1	14	3.5
Overton	55-0	607	67	178	37.6	40	55	72.7	8	55	63	106	49	0	13	40	5	182	3.3
Fish	19-0	117	15	26	57.7	10	18	55.6	7	11	18	7	16	0	3	3	6	40	2.5
Woods	8-2	72	6	22	27.3	2	2	1.000	3	3	6	12	13	0	6	5	1	19	3.4
Grant	10-0	109	6	23	26.1	0	0	----	3	4	7	14	7	0	2	5	0	14	1.4
Cvetkovic	14-0	48	5	16	31.3	0	4	0.000	4	7	11	3	11	0	2	3	1	10	0.7
Spencer	6-0	21	0	1	0.000	0	0	----	1	3	4	0	0	1	0	0	3	0	0.0
NUGGETS	82	19830	3001	6657	45.1	1614	2173	.743	1057	2487	3544	1851	1882	21	521	1265	597	8013	97.7
OPPONENTS	82	19630	3051	6741	45.9	1600	2105	.750	934	2305	3319	1875	1859	18	617	1130	418	8235	100.4

Three-Point Field Goals: D. Ellis, 150-364 (.412); Abdul-Rauf, 121-309 (.392); Sith, 41-148 (.277); Rose, 32-108 (.296); Williams, 20-89 (.225); MacLean, 14-49 (.286); Overton, 6-26 (.308); Woods, 5-11 (.293); L. Ellis, 4-22 (.182); Grant, 2-6 (.333); McDyess, 0-4 (.000); Mutombo, 0-1 (.000); Cvetkovic, 0-1 (.000).
Nuggets: 397-1148 (.346). Opponents: 453-1233 (.367).

1996-97 (WON 21, LOST 61)

PLAYER	G-GS	MIN	FG	FGA	PCT	FT	FTA	PCT	OFF	DEF	TOT	AST	PF	DQ	STL	TO	BLK	PTS	AVG
L. Ellis	55-49	2002	445	1014	43.9	218	282	77.3	107	279	386	131	171	7	44	117	41	1203	21.9
McDyess	74-73	2955	536	1157	46.3	274	387	70.8	156	382	537	106	286	9	62	199	126	1352	18.3
D. Ellis	82-51	2940	477	1151	41.4	215	263	81.7	99	194	293	165	178	0	60	146	7	1361	16.6
Sith	52-52	1788	251	603	41.6	202	234	86.3	74	143	217	133	119	1	60	101	20	774	14.9
Jackson	52-52	2001	192	452	42.5	109	136	80.1	71	200	271	641	104	0	51	172	9	541	10.4
Pierce	33-10	600	120	280	42.9	83	92	90.2	17	36	53	31	49	0	14	38	5	335	10.2
Johnson	82-82	2599	243	467	52.0	96	156	61.5	231	682	913	71	288	5	65	118	227	582	7.1
Marciulionis	17-0	255	38	101	37.6	29	36	80.6	12	18	30	25	38	0	12	40	1	116	6.8
B. Thompson	85-6	1047	162	405	40.0	24	38	63.2	18	78	96	179	125	0	55	86	2	445	6.8
Goldwire	27-21	612	69	176	39.2	31	38	81.6	9	37	46	125	46	0	14	35	1	197	7.3
Smith	33-3	654	87	206	42.2	35	41	85.4	3	34	37	102	25	0	18	82	0	260	6.9
Hammonds	81-8	1758	191	398	48.0	124	172	72.1	135	266	401	64	205	0	16	88	24	506	6.2
Williams	1-0	10	3	5	60.0	0	0	----	2	3	5	0	0	0	0	4	0	6	6.0
Askew	1-0	9	2	3	66.7	2	2	1.000	0	0	0	0	0	0	0	0	0	4	6.0
McInnis	13-0	117	23	49	46.9	7	10	70.0	2	4	6	16	16	2	13	1	1	65	5.0
Murdock	12-0	114	15	33	45.5	11	12	91.7	1	10	11	24	9	0	9	11	2	45	3.8
Allen	25-0	251	21	74	28.4	15	25	60.0	12	21	33	43	17	0	4	13	4	64	2.6
King	2-0	22	2	6	33.3	2	4	50.0	2	0	2	2	2	0	3	1	0	6	3.0
Zidek	16-0	88	16	33	48.5	20	25	80.0	10	13	23	5	17	0	1	4	0	52	3.3
Bennett	5-0	59	4	13	30.8	2	4	50.0	0	3	3	7	6	0	0	10	0	12	2.4
Ham	35-3	313	32	61	52.5	16	33	48.5	29	27	56	14	57	3	8	21	8	80	2.3
Booker	5-0	21	2	4	50.0	0	0	1	1	1	3	0	0	0	0	7	0	5	1.0
L. Thompson	17-0	105	3	16	18.8	1	2	50.0	5	21	26	0	26	0	3	7	6	7	0.4
NUGGETS	82	19930	2934	6687	43.9	1516	1992	.761	994	2452	3446	1889	1784	25	503	1359	487	8020	97.8
OPPONENTS	82	19930	3297	7063	46.7	1457	1943	.750	1086	2459	3545	1846	1725	10	724	1057	453	8535	104.1

Three-Point Field Goals: D. Ellis 192-528 (.364); B. Thompson 97-244 (.398); L. Ellis 95-259 (.367); Sith 70-182 (.385); Smith 51-120 (.425); Jackson 48-121 (.397); McInnis 12-26 (.462); Pierce 12-30 (.800); Marciulionis 11-30 (.367); Allen 7-34 (.206); McDyess 6-35 (.171); Murdock 4-10 (.400); Bennett 2-6 (.333); Booker 1-2 (.500); Johnson 2-0 (.000); Hammonds 0-2 (.000).
Nuggets: 636-1711 (.372). Opponents: 484-1232 (.393).

1997-98 (WON 11, LOST 71)

PLAYER	G-GS	MIN	FG	FGA	PCT	FT	FTA	PCT	OFF	DEF	TOT	AST	PF	DQ	STL	TO	BLK	PTS	AVG
Williams	4-4	145	24	61	39.3	31	45	68.9	10	21	12	9	0	4	9	0	79	19.8	
Newman	74-15	2176	344	799	43.1	365	445	82.0	50	91	141	138	208	2	77	147	24	1089	14.7
L. Ellis	76-71	2575	410	1007	40.7	206	256	80.5	146	398	544	213	226	2	65	173	49	1083	14.3
Jackson	68-53	2042	310	791	39.2	149	183	81.4	78	224	302	317	160	0	105	184	11	910	11.6
Fortson	80-23	1811	276	611	45.2	263	339	77.6	182	266	448	76	314	7	44	157	30	796	10.2
Goldwire	82-32	2212	269	636	42.3	150	186	80.6	40	107	147	277	149	0	86	85	7	751	9.2
Battie	65-49	1506	234	525	44.6	73	104	70.2	138	213	351	60	199	6	54	98	69	544	8.4
Alexander (non)	60-22	1298	171	400	42.8	80	102	78.4	17	129	146	209	98	2	70	112	11	488	8.1
Alexander (edu)	23-19	797	111	255	43.5	55	65	84.6	10	89	99	138	45	0	45	65	6	323	14.0
Washington	66-36	1539	201	498	40.4	65	83	78.3	47	80	127	78	143	0	53	72	25	511	7.7
Sith	31-15	718	75	225	33.3	75	88	87.2	15	50	65	50	52	0	21	35	8	235	7.6
Garrett	82-82	2632	242	565	42.8	114	176	64.8	227	417	644	90	197	0	57	84	133	598	7.3
H. Ellis	27-3	344	62	111	55.9	40	63	63.5	27	23	50	18	53	0	19	19	4	164	6.1
Lauderdale	39-0	345	53	127	41.7	38	69	55.1	27	73	100	21	63	0	7	46	17	144	3.7
Zidek	6-0	42	4	15	26.7	10	12	83.3	4	9	13	1	5	0	0	3	2	18	3.0
Garris	29-0	225	22	65	33.9	19	25	76.0	3	16	19	28	27	0	7	15	1		



SEASON STATS SINCE JOINING THE NBA

1998-99 (WON 14, LOST 36)

PLAYER	G-GS	MIN	FG	FGA	PCT	FT	FTA	PCT	OFF	DEF	TOT	AST	PF	DQ	STL	TO	BLK	PTS	AVG
McDyess	50-50	1937	415	882	.471	230	338	.680	188	369	537	82	175	5	73	138	115	1061	21.2
Van Exel	50-50	1802	306	769	.398	142	175	.811	14	99	113	368	90	0	40	121	3	826	16.5
Billups	45-41	1488	191	495	.386	157	172	.913	24	72	96	173	115	0	58	98	14	624	13.9
LaFrentz	12-12	397	59	129	.457	36	48	.750	33	58	91	8	38	2	9	9	17	168	13.8
Fortson	50-38	1417	191	386	.495	168	231	.727	210	371	581	32	212	9	31	77	22	550	11.0
E. Williams	38-8	780	80	219	.365	111	139	.799	34	47	81	37	76	0	27	49	8	277	7.3
Alexander	36-4	778	97	260	.373	37	44	.841	7	67	74	119	77	0	35	69	5	261	7.3
Sith	46-32	1194	114	290	.393	61	71	.859	30	77	107	82	85	0	28	45	15	320	7.0
Taylor	36-9	774	82	198	.414	17	23	.739	30	71	101	24	97	1	28	34	17	207	5.8
Washington	38-6	761	73	184	.397	22	32	.688	35	54	89	30	87	2	25	34	18	205	5.4
Wheeler	1-0	3	1	1	1.000	1	2	5.00	0	0	0	0	2	1	0	0	0	0	4.0
Clark	28-0	409	36	80	.450	21	37	.568	36	60	96	10	52	0	10	21	31	93	3.3
Herren (non)	28-0	307	30	76	.395	5	11	.455	25	37	62	4	40	0	12	16	7	65	2.3
Herrera (non)	24-0	265	27	63	.429	5	9	.556	20	33	54	5	37	0	12	12	7	117	4.9
McCarty	2-0	4	2	3	.667	0	0	---	2	1	3	0	0	0	0	2	0	4	2.0
Meyer	14-0	70	7	28	.250	1	2	5.00	4	12	16	1	22	0	0	4	3	16	1.1
M. Williams	1-0	6	0	2	.000	1	2	5.00	0	0	0	0	0	0	0	0	0	1	1.0

NUGGETS 50 12025 1681 3989 .421 1010 1325 762 647 1392 2039 969 1144 19 376 739 275 4674 93.5
OPPONENTS 82 19205 1885 4017 .469 957 1339 745 620 1502 2122 1115 1103 7 396 701 274 5004 100.1

Three-Point Field Goals: Billups, 85-235 (.362); Van Exel, 72-234 (.308); Washington, 37-97 (.381); Sith, 31-106 (.292); Alexander, 30-105 (.286); Taylor, 26-68 (.382); LaFrentz, 12-31 (.387); Wheeler, 1-1 (1.000); Meyer, 1-5 (.200); McDyess, 1-9 (.111); Clark, 0-1 (.000); Herrera, 0-1 (.000); Fortson, 0-3 (.000).
Nuggets: 302-922 (.328), Opponents: 237-640 (.370).

1999-00 (WON 35, LOST 47)

PLAYER	G-GS	MIN	FG	FGA	PCT	FT	FTA	PCT	OFF	DEF	TOT	AST	PF	DQ	STL	TO	BLK	PTS	AVG
McDyess	81-81	2698	614	1211	.507	323	516	.626	234	451	685	159	316	12	69	230	139	1551	19.1
Mercer	37-37	1408	272	612	.444	119	151	.788	29	123	152	104	75	0	33	87	15	678	18.3
Van Exel	79-79	2950	473	1213	.390	196	240	.817	34	277	311	714	148	0	68	221	11	1275	16.1
LaFrentz	81-80	2435	392	879	.446	162	236	.686	170	471	641	97	292	6	42	96	180	1006	12.4
Gatling (non)	65-0	1811	365	802	.455	266	373	.713	154	348	502	71	246	2	82	169	23	1014	11.9
Gatling (non)	40-0	770	150	340	.438	95	128	.742	63	142	205	31	104	2	34	64	13	416	10.4
Abdul-Wahad (non)	61-56	564	274	646	.424	146	193	.756	101	190	291	98	147	1	59	106	28	697	11.4
Abdul-Wahad (non)	15-10	373	51	131	.389	31	42	.738	24	28	52	26	31	0	6	19	12	134	8.9
McCloud	78-11	2718	266	638	.417	148	181	.818	72	213	285	246	180	2	48	134	26	787	10.1
Billups	13-5	305	34	101	.337	37	44	.841	8	26	34	39	27	0	10	24	2	112	8.6
Clark	81-20	1850	288	528	.542	121	176	.688	162	343	505	71	231	1	45	125	114	694	8.6
Posey	81-77	2052	230	536	.429	120	150	.800	85	232	317	146	207	1	98	95	33	662	8.2
Sith	45-6	691	86	189	.455	64	77	.831	23	61	84	61	56	0	18	33	12	253	5.6
Herren	45-1	597	45	124	.363	27	40	.675	12	40	52	111	74	0	15	42	2	141	3.1
Alexander	29-2	329	28	98	.286	17	22	.773	8	24	32	58	39	0	24	28	2	22	2.8
Jones	40-1	304	44	104	.423	14	19	.737	41	62	103	19	50	0	3	13	6	104	2.6
Bowen	52-0	589	46	117	.398	38	53	.717	75	39	114	20	95	0	39	14	13	131	2.5
Rogers	40-0	355	35	88	.398	19	41	.463	33	47	80	9	36	0	2	10	38	89	2.2
Taylor	1-0	5	0	2	.000	0	0	---	0	1	1	0	1	0	0	0	0	0	0.0

NUGGETS 82 19855 3957 6911 .442 1531 2116 724 1073 2590 3663 1911 1962 25 554 1281 618 8115 99.0
OPPONENTS 82 19855 3129 6953 .450 1632 2174 751 1027 2606 3633 2003 1937 22 616 1179 462 8289 101.1

Three-Point Field Goals: Van Exel, 133-401 (.332); McCloud, 107-283 (.378); Posey, 82-220 (.373); LaFrentz, 60-183 (.328); Herren, 24-67 (.358); Sith, 17-56 (.304); Mercer, 15-33 (.385); Gatling, 11-47 (.234); Alexander, 9-35 (.257); Billups, 7-41 (.171); Jones, 2-3 (.667); Abdul-Wahad, 1-2 (.500); Clark, 1-8 (.125); Bowen, 1-9 (.111); McDyess, 0-2 (.000); Rogers, 0-1 (.000).
Nuggets: 470-1,397 (.336), Opponents: 399-1,126 (.354).

2000-01 (WON 40, LOST 42)

PLAYER	G-GS	MIN	FG	FGA	PCT	FT	FTA	PCT	OFF	DEF	TOT	AST	PF	DQ	STL	TO	BLK	PTS	AVG
McDyess	70-70	2555	577	1165	.495	304	434	.700	240	605	845	146	220	2	43	162	102	1458	20.8
Van Exel	71-70	2688	460	1112	.414	204	249	.819	44	197	241	600	109	1	61	185	18	2599	17.7
LaFrentz	78-74	2457	387	812	.477	183	262	.698	173	434	607	107	290	9	37	97	206	1008	12.9
Lenard	80-58	2331	336	846	.397	153	192	.797	47	184	231	190	170	1	85	102	18	972	12.2
McCloud	76-8	2007	250	595	.420	152	181	.840	55	169	224	279	165	1	53	117	27	729	9.6
Willis (non)	72-22	1830	304	690	.441	113	147	.769	177	355	532	50	216	0	57	87	52	722	9.3
Willis (non)	43-13	1059	180	421	.428	52	66	.788	109	200	309	29	138	0	38	47	31	413	9.6
Posey	82-82	2252	243	590	.412	115	141	.816	125	306	431	163	226	2	93	102	40	666	8.1
Clark	35-3	755	82	199	.412	63	105	.600	58	128	186	34	101	3	16	48	44	227	6.5
Pack	74-11	1260	181	426	.425	105	137	.766	30	107	137	293	114	0	65	135	1	479	6.5
Strickland	46-2	517	82	185	.443	37	59	.627	43	77	120	17	58	0	12	24	19	201	4.4
Goldwire	20-0	201	30	80	.375	13	17	.765	1	11	12	34	13	0	9	15	0	82	4.1
Murray	13-0	135	17	55	.309	9	10	.900	4	18	22	9	8	0	4	6	1	50	3.8
Abdul-Wahad	29-12	420	43	111	.387	21	36	.583	14	45	59	22	54	0	14	34	13	111	3.8
Bowen	57-0	696	80	144	.556	27	44	.614	82	51	113	30	95	0	37	24	12	191	3.4
McClintock	6-1	58	9	18	.500	0	5	.000	10	7	17	1	11	1	0	3	2	18	3.0
Cheaney	9-5	153	10	30	.333	1	2	5.00	5	15	20	9	14	0	4	5	2	21	2.3
Murray	19-1	228	12	25	.480	9	22	.409	24	29	53	7	34	0	1	5	1	33	1.7
Joseph (non)	4-0	16	1	5	.200	0	2	.000	2	0	2	1	1	0	0	2	1	2	0.5
Joseph (non)	2-0	8	0	3	.000	0	2	.000	0	0	0	0	0	0	0	1	1	0	0.0

NUGGETS 82 19780 2979 6877 .433 1448 1964 737 1044 2583 3627 1970 1820 20 552 1136 538 7918 96.6
OPPONENTS 82 19780 3081 6914 .446 1552 2049 753 1012 2642 3654 2042 1758 23 588 1075 497 8120 99.0

Three-Point Field Goals: Lenard, 147-382 (.385); Van Exel, 135-358 (.377); McCloud, 77-234 (.329); Posey, 65-217 (.300); LaFrentz, 51-139 (.367); Pack, 12-31 (.387); Goldwire, 9-34 (.265); Murray, 9-23 (.304); Abdul-Wahad, 4-10 (.400); Bowen, 4-11 (.364); Willis, 1-4 (.250); Strickland, 0-1 (.000).
Nuggets: 512-1444 (.355), Opponents: 416-1168 (.356).



SEASON STATS SINCE JOINING THE NBA

2004-05 (WON 49, LOST 33)

PLAYER	G-GS	MIN	FG	FGA	PCT	FT	FTA	PCT	OFF	DEF	TOT	AST	PF	DQ	STL	TO	BLK	PTS	AVG
Anthony	75-75	2608	530	1230	.431	42	158	.266	141	285	426	194	229	1	68	224	30	1568	20.8
Martin	70-47	2272	444	907	.490	199	308	.646	146	365	511	170	228	4	100	149	78	1087	15.5
Miller	82-82	2652	427	895	.477	253	302	.838	100	238	338	569	204	1	121	220	8	1113	13.6
Boykins	82-5	2162	340	763	.446	413	279	.893	921	37	106	143	372	122	0	78	12	1015	12.4
Camby	66-66	2015	279	600	.465	125	173	.723	131	530	661	152	177	0	61	103	199	683	10.3
Lenard	3-1	54	10	26	.385	5	8	.625	0	6	6	6	2	0	1	2	0	29	9.7
Nene	55-18	1317	194	386	.503	140	212	.660	104	221	325	84	167	0	50	94	48	508	9.6
D. Johnson	41-40	1372	185	371	.499	80	101	.792	43	108	151	75	140	0	43	65	18	523	7.1
Person (TOT)	41-3	692	107	228	.473	9	13	.692	3	80	83	39	30	0	19	17	4	264	8.4
Person (DEN)	25-0	461	82	169	.485	5	9	.556	2	59	61	28	24	0	13	10	4	202	8.1
Buckner	70-41	1522	160	303	.528	63	81	.778	66	142	208	133	169	0	75	49	6	432	6.2
White	42-2	531	98	227	.432	21	34	.618	20	54	74	36	51	0	30	27	10	236	5.6
Najera (TOT)	68-4	1195	145	322	.450	58	91	.637	102	141	243	65	148	0	41	61	24	354	5.2
Najera (DEN)	29-0	262	34	76	.449	6	10	.600	49	63	129	28	77	0	23	29	14	179	6.3
Russell	70-2	1026	95	252	.377	61	77	.792	50	122	172	72	130	0	44	35	11	207	4.4
Elsom	67-11	939	101	216	.468	45	79	.570	61	140	201	34	129	1	34	40	41	348	3.7
Flores (TOT)	16-0	7	14	29	.483	2	2	1.000	1	2	3	11	9	0	2	11	0	35	2.2
Flores (DEN)	14-0	4	1	2	.500	0	0	---	1	0	1	0	0	0	0	0	0	3	3.0
Tskitskhvili	23-0	158	15	51	.294	4	7	.571	11	18	29	4	24	0	8	14	8	34	1.5
Pope	9-0	27	2	6	.333	0	0	---	5	3	8	1	5	0	1	1	2	4	0.4
NUGGETS	82	19755	3038	6615	.459	320	2313	.763	967	2473	3440	1958	1878	7	750	1224	489	8161	99.5
OPPNONENTS	82	19755	2950	6606	.447	463	2189	.746	975	2441	3416	1778	1960	19	636	1428	458	7995	97.5

Three-Point Field Goals: Boykins, 56-166 (.337); Russell, 56-149 (.376); D. Johnson, 53-148 (.358); Buckner, 49-121 (.405); Anthony, 42-158 (.266); Person, 33-68 (.485); White, 19-44 (.432); Miller, 6-39 (.154); Lenard, 4-12 (.333); Elson, 1-3 (.333); Flores, 1-1 (.1000); Martin, 0-12 (.000); Tskitskhvili, 0-1 (.000); Najera, 0-6 (.000); Camby, 0-4 (.000); Nene, 0-2 (.000).

Nuggets: 320-940 (.340). Opponents: 463-1342 (.345).

2005-06 (WON 44, LOST 38)

PLAYER	G-GS	MIN	FG	FGA	PCT	FT	FTA	PCT	OFF	DEF	TOT	AST	PF	DQ	STL	TO	BLK	PTS	AVG
Anthony	80-80	2941	756	1572	.481	513	709	.808	122	272	394	216	229	3	88	218	42	2122	26.5
Miller	82-82	2937	404	872	.463	313	424	.738	92	259	351	674	213	1	106	256	18	1126	13.7
Martin	56-49	2686	297	686	.433	170	712	.913	260	393	79	171	170	1	43	72	52	720	12.9
Camby	56-54	1857	302	649	.465	111	156	.712	132	536	668	115	158	1	79	92	184	716	12.8
Boykins	60-0	1542	271	661	.410	152	174	.874	21	60	81	230	73	0	48	83	4	756	12.6
Patterson (TOT)	71-22	1793	327	635	.515	203	338	.601	118	126	244	127	150	0	76	150	21	858	12.1
Patterson (DEN)	26-20	736	139	256	.543	65	112	.580	45	45	90	67	71	0	34	68	9	344	13.2
Lenard	12-4	238	42	103	.408	5	13	.385	2	26	28	18	21	0	8	11	2	99	8.3
Watson	46-10	975	121	282	.429	37	59	.627	17	69	86	160	95	1	37	75	7	347	7.5
Buckner	73-27	1758	181	414	.434	43	55	.782	31	178	209	127	180	0	87	52	20	491	6.7
Johnson	58-21	924	132	306	.431	34	42	.810	19	77	96	95	86	0	25	46	26	394	6.1
Elsom	67-25	1333	131	268	.489	115	217	.530	171	331	502	38	166	0	40	65	10	377	5.6
Evans	29-2	605	83	95	.873	49	97	.505	57	169	226	15	71	0	16	44	5	335	6.2
Najera	64-3	1449	127	301	.422	89	114	.781	128	197	325	52	165	0	53	54	34	347	5.4
Elsom	72-54	1579	151	284	.532	49	74	.662	99	240	339	47	211	0	54	65	45	352	4.9
Smith (TOT)	22-4	210	30	72	.417	5	8	.625	3	13	16	9	29	0	5	4	6	80	3.6
Smith (DEN)	14-0	2	0	1	.000	0	0	0	0	0	0	0	1	0	0	0	0	0	0.0
Kleiza	61-2	519	77	173	.445	57	81	.704	38	78	116	15	87	0	10	16	13	213	3.5
Eisley (TOT)	32-0	394	34	103	.330	20	24	.833	3	30	33	69	34	0	11	21	2	101	3.2
Eisley (DEN)	19-0	282	30	86	.349	20	24	.833	2	17	19	44	23	0	8	18	2	92	4.8
Hodge	14-0	33	5	13	.385	3	8	.375	5	2	7	6	7	0	2	8	0	13	0.9
Nene	1-0	3	0	1	.000	0	0	---	0	0	0	0	0	0	0	0	0	0	0.0
Russell	1-0	3	0	0	0	---	0	---	0	1	1	0	0	0	0	0	0	0	0.0
NUGGETS	82	19930	3078	6672	.461	1721	2312	.744	903	2486	3389	1921	1863	7	698	1216	463	8227	100.3
OPPNONENTS	82	19930	3070	6764	.454	1538	2090	.736	965	2469	3434	1959	1911	28	586	1323	436	8208	101.1

Three-Point Field Goals: Buckner, 86-243 (.354); Watson, 68-272 (.395); Boykins, 62-179 (.346); Johnson, 56-160 (.350); Anthony, 37-152 (.243); Eisley, 12-38 (.316); Lenard, 10-35 (.286); Martin, 5-22 (.227); Miller, 5-17 (.185); Najera, 4-12 (.333); Kleiza, 2-13 (.154); Camby, 1-11 (.091); Elson, 1-5 (.200); Patterson, 1-6 (.167); Smith, 0-1 (.000).

Nuggets: 350-1076 (.325). Opponents: 530-1480 (.358).

2006-07 (WON 45, LOST 37)

PLAYER	G-GS	MIN	FG	FGA	PCT	FT	FTA	PCT	OFF	DEF	TOT	AST	PF	DQ	STL	TO	BLK	PTS	AVG
Anthony	65-65	2486	691	1453	.476	459	568	.808	143	248	391	249	203	1	77	234	23	1881	28.9
Miller	65-64	2761	581	1313	.442	485	610	.795	23	170	193	468	95	0	123	268	13	1709	26.3
Iverson (TOT)	50-49	2121	430	947	.454	331	436	.759	16	136	152	359	74	0	90	202	12	1241	24.9
Boykins	31-4	877	156	378	.413	119	131	.908	23	40	63	132	31	0	25	52	2	472	15.2
Miller	23-23	822	117	248	.472	62	85	.729	25	79	104	209	58	1	37	70	4	300	13.0
J.R. Smith	63-24	1471	284	644	.441	102	126	.810	30	113	143	91	147	1	49	85	9	819	13.0
Nene	64-42	1715	294	516	.570	195	283	.689	150	299	449	77	209	3	62	127	59	783	12.2
Camby	70-70	2369	312	659	.473	161	221	.729	164	652	816	223	183	2	87	122	231	765	11.2
Martin	2-2	63	8	16	.500	3	12	.250	6	14	20	1	10	0	0	0	5	0	19.5
Kleiza	79-14	1488	200	474	.422	115	135	.852	77	189	268	45	200	0	28	79	14	598	7.6
Najera	75-36	1658	204	354	.576	88	123	.715	131	179	310	64	207	3	73	56	26	497	6.6
Blake (TOT)	82-42	2224	209	509	.411	43	64	.672	21	148	169	408	121	0	61	129	8	528	6.4
Blake (DEN)	49-40	1642	164	390	.422	32	44	.727	14	110	124	324	72	0	51	101	5	408	8.3
Jo. Smith	11-0	148	23	48	.479	10	12	.833	13	27	40	3	23	0	6	13	7	56	5.1
Evans	66-11	1127	117	215	.544	91	183	.497	156	304	460	45	144	0	42	95	16	325	4.9
Diawara	64-19	1177	100	292	.342	35	53	.660	27	83	110	55	132	0	37	32	4	284	4.4
Johnson	39-7	419	50	154	.325	16	21	.762	10	47	57	17	39	0	16	27	12	135	3.5
Carter	2-0	37	3	8	.375	0	0	---	0	3	3	11	4	0	1	1	0	1	6.0
Hodge	4-1	37	2	5	.400	2	2	1.000	0	2	3	10	3	0	0	0	0	6	1.5
Johnson	22-3	125	9	14	.643	6	14	.429	15	33	48	5	17	0	2	10	7	24	1.1
Wafer (TOT)	1-0	1	0	1	.000	0	0	---	0	0	0	0	0	0	0	0	0	0	0.0
NUGGETS	82	19780	3164	6805	.465	1827	2449 </												

SEASON STATS SINCE JOINING THE NBA



2007-08 (WON 50, LOST 32)

PLAYER	G-GS	MIN	FG	FGA	PCT	FT	FTA	PCT	OFF	DEF	TOT	AST	PF	DQ	STL	TO	BLK	PTS	AVG
Iverson	82-82	3424	712	1556	458	645	797	.809	47	196	243	586	109	0	160	245	12	2164	26.4
Anthony	77-77	2806	728	1481	492	464	590	.786	178	393	571	259	253	2	98	253	39	1978	25.7
Martin	71-71	2160	376	699	538	123	212	.580	105	356	461	90	235	3	88	91	85	877	12.4
Smith	74-0	1421	311	674	461	128	178	.719	43	109	152	128	144	0	62	112	12	907	12.3
Kleiza	79-13	1889	311	659	472	164	213	.770	92	241	333	95	181	0	44	89	19	880	11.1
Camby	79-79	2757	286	635	450	143	202	.708	230	807	1037	259	216	2	84	118	285	721	9.1
Carter	70-67	2160	218	476	458	64	85	.753	27	173	200	388	172	2	108	124	28	545	7.8
Najera	78-3	1664	174	368	473	63	89	.708	113	224	337	95	199	3	69	59	40	464	5.9
Nene	16-1	286	29	71	408	27	49	.551	30	57	87	15	46	1	9	21	14	85	5.3
Atkins	24-0	352	42	122	344	4	9	.444	3	28	31	47	27	0	9	10	1	113	4.7
Jones (TOT)	47-2	530	60	140	429	40	51	.784	29	63	92	28	85	0	15	28	3	178	3.8
Jones (DEN)	25-0	222	26	64	406	23	28	.821	11	27	38	11	46	0	5	14	1	84	3.4
Wilks	8-0	122	10	23	435	2	2	1.000	4	8	12	6	9	0	5	5	4	24	3.0
Diawara	54-14	542	55	134	410	22	31	.710	23	39	62	37	61	1	8	16	3	153	2.8
Hunter	19-2	120	15	28	536	9	20	.450	10	19	29	0	20	0	0	7	6	39	2.1
Green (TOT)	17-0	74	7	25	280	11	12	.917	0	10	10	11	5	0	2	9	0	27	1.6
Green (DEN)	9-0	30	3	9	333	3	4	.750	0	6	6	3	2	0	1	2	0	10	1.1
Wafar	21-0	30	10	38	263	6	8	.750	1	9	10	5	4	0	2	11	1	27	1.3
McCoy	6-1	33	1	1	1000	1	2	500	1	6	7	0	7	0	0	4	5	3	0.5

NUGGETS 82 19855 3307 7038 470 1891 2519 .751 918 2698 3616 2024 1731 14 752 1203 551 9074 110.7
OPPONENTS 82 19855 3334 7303 457 1481 2028 .730 1042 2680 3722 2107 1950 15 644 1343 393 8770 107.0
Three-Point Field Goals: Smith, 157-390 (.403); Iverson, 95-275 (.345); Kleiza, 94-277 (.339); Anthony, 58-164 (.354); Najera, 53-147 (.361); Carter, 45-129 (.349); Atkins, 25-79 (.316); Diawara, 21-66 (.318); Jones (TOT), 18-53 (.340); Jones (DEN), 9-23 (.391); Camby, 6-20 (.300); Wilks, 2-5 (.400); Martin, 2-11 (.182); Green (TOT), 2-11 (.182); Green (DEN), 1-3 (.333); Wafar, 1-15 (.067); Nene, 0-1 (.000); Hunter, 0-0 (.000); McCoy, 0-0 (.000).
Nuggets: 569-1605 (.355). Opponents: 621-1710 (.363).

2008-09 (WON 54, LOST 28)

PLAYER	G-GS	MIN	FG	FGA	PCT	FT	FTA	PCT	OFF	DEF	TOT	AST	PF	DQ	STL	TO	BLK	PTS	AVG
Anthony	66-66	2277	535	1207	443	371	468	.793	106	344	450	222	195	1	75	199	24	1504	22.8
Iverson	3-3	123	18	40	450	18	25	.720	3	5	8	20	3	0	3	10	1	56	18.7
Billups (TOT)	79-79	2788	410	980	418	418	458	.913	32	207	239	506	161	0	93	177	18	1400	17.7
Billups (DEN)	77-77	2719	403	959	420	408	448	.913	31	198	229	491	158	0	90	173	17	1376	17.9
Smith	81-18	2245	424	950	446	205	272	.754	43	254	297	227	190	1	78	150	14	1233	15.2
Nene	77-76	2510	428	709	604	266	368	.723	183	415	598	108	278	5	95	147	101	1123	14.6
Martin	66-66	2111	318	648	491	119	197	.604	81	314	395	132	201	1	96	104	74	769	11.7
Kleiza	82-7	1624	289	646	447	148	204	.725	92	235	327	64	155	0	31	82	14	813	9.9
Andersen	71-1	1460	160	292	548	30	181	.718	163	279	442	31	174	1	41	69	175	452	6.4
Jones	79-71	1426	154	336	458	110	151	.728	58	110	168	78	199	0	49	68	19	429	5.4
Carter	78-5	1787	167	386	433	57	78	.731	40	165	205	364	142	0	96	155	13	412	5.3
Balkman	53-10	780	110	197	598	42	65	.646	86	117	203	34	98	1	47	35	23	264	5.0
Petro (TOT)	49-22	559	73	176	415	16	29	.552	42	116	158	16	107	0	19	28	15	162	3.3
Petro (DEN)	27-10	217	27	83	429	6	14	.429	15	48	63	10	56	0	3	13	10	60	2.2
Hart (TOT)	39-2	348	30	94	319	18	23	.783	13	33	46	48	39	0	12	22	4	78	2.0
Hart (DEN)	11-0	36	5	10	500	3	4	.750	1	3	4	5	4	0	0	3	0	13	1.2
Atkins	14-0	115	9	27	333	4	4	1.000	0	6	6	28	5	0	2	10	1	27	1.9
Weems	12-0	55	8	25	320	3	8	.375	0	4	4	3	8	0	1	6	0	19	1.6
Howard	3-0	22	1	2	500	0	0	---	1	3	4	2	4	0	1	0	1	2	0.7
Samb	6-0	24	2	13	154	0	0	---	2	7	9	1	4	0	2	2	5	4	0.7

NUGGETS 82 19730 3058 6510 470 1891 2487 .760 905 2507 3412 1820 1874 10 710 1257 492 8555 104.3
OPPONENTS 82 19730 2966 6738 440 1742 2228 .782 991 2391 3382 1756 1944 18 648 1265 447 8275 100.9
Three-Point Field Goals: Jones, 11-17 (.647); Billups (DEN), 160-390 (.410); Billups (TOT), 162-397 (.408); Smith, 180-453 (.397); Anthony, 63-170 (.371); Martin, 14-38 (.368); Kleiza, 87-267 (.326); Atkins, 5-17 (.294); Balkman, 2-7 (.286); Iverson, 2-8 (.250); Carter, 21-88 (.239); Andersen, 2-10 (.200); Nene, 1-5 (.200); Hart (TOT), 0-6 (.000); Hart (DEN), 0-2 (.000); Weems, 0-3 (.000); Petro (TOT), 0-2 (.000); Petro (DEN), 0-1 (.000); Samb, 0-1 (.000); Howard, 0-0 (.000).
Nuggets: 548-1477 (.371). Opponents: 601-1643 (.366).

SEE PAGES 66-67 FOR 2009-2010 STATS

NUGGETS SEASON-BY-SEASON



**ZERO
CALORIES
MAXIMUM
TASTE**





DENVER NUGGETS

NUGGETS HISTORY



ALL-TIME ROSTER

INCLUDES GAMES PLAYED WITH DENVER ONLY

MAHMOUD ABDUL-RAUF (FORMERLY CHRIS JACKSON)

Height: 6-1 Weight: 162 Louisiana State '92 Born Mar. 9, 1969
Acquired: Drafted, No. 3 overall, in 1990 Departed: Traded to Sacramento on Jun. 13, 1996

YEAR	GP	MIN	FGM	FGA	PCT	FTM	FTA	PCT	OFF	DEF	REB	AST	PF	DQ	STL	BLK	PTS	AVG
90-91	67	1505	417	1009	.413	84	98	.857	34	87	121	206	149	2	55	4	942	14.1
91-92	81	1538	356	845	.421	94	108	.870	22	92	114	192	130	0	44	4	837	10.3
92-93	81	2710	633	1407	.450	217	232	.935	51	174	225	344	179	0	84	8	1553	19.2
93-94	80	2617	588	1279	.460	219	229	.956	27	141	168	362	150	1	82	10	1437	18.0
94-95	73	2082	472	1005	.470	138	156	.885	32	105	137	263	126	0	77	9	1165	16.0
95-96	57	2029	414	955	.434	146	157	.930	26	112	138	389	117	0	64	3	1095	19.2

TOTALS 439 12481 2880 6500 .443 898 980 916 192 711 903 1756 851 3 406 38 7029 16.0
Three-point field goals: '90-91, 24-100 (.240); '91-92, 31-94 (.330); '92-93, 70-197 (.355); '93-94, 42-133 (.316); '94-95, 83-215 (.386); '95-96, 121-309 (.392) Totals: 371-1048 (.354).

PLAYOFFS	GP	MIN	FGM	FGA	PCT	FTM	FTA	PCT	OFF	DEF	REB	AST	PF	DQ	STL	BLK	PTS	AVG
1994	12	339	57	154	.370	29	31	.935	3	15	18	30	29	0	5	1	155	12.9
1995	3	76	12	33	.364	14	14	1.000	2	3	5	5	8	0	2	0	40	13.3

TOTALS 15 415 69 187 .369 43 45 .956 5 18 23 35 37 0 7 1 195 13.0
Three-point field goals: 1994, 12-37 (.324); 1995, 2-12 (.167); Totals: 14-49 (.286).

TARIQ ABDUL-WAHAD

Height: 6-6 Weight: 223 San Jose State '88 Born Nov. 3, 1974
Acquired: By trade from Orlando on Feb. 1, 2000 Departed: Traded to Dallas on Feb. 21, 2002

YEAR	GP	MIN	FGM	FGA	PCT	FTM	FTA	PCT	OFF	DEF	REB	AST	PF	DQ	STL	BLK	PTS	AVG
99-00	15	373	51	131	.389	31	42	.738	24	28	52	26	31	0	6	12	134	8.9
00-01	29	420	43	111	.387	21	36	.583	14	45	59	22	54	0	14	13	111	3.8
01-02	12	295	36	103	.350	15	22	.682	30	21	51	15	33	0	11	7	88	7.3

TOTALS 56 1088 130 345 .377 67 100 .670 68 94 162 63 118 0 31 32 333 6.0
Three-point field goals: '99-00, 1-2 (.500); '00-01, 4-10 (.400); '01-02, 1-2 (.500). Totals: 6-14 (.429).

MICHAEL ADAMS

Height: 5-10 Weight: 165 Boston College '85 Born Jan. 19, 1963
Acquired: By trade from Washington on Nov. 2, 1987 Departed: Traded to Washington on Jun. 11, 1991

YEAR	GP	MIN	FGM	FGA	PCT	FTM	FTA	PCT	OFF	DEF	REB	AST	PF	DQ	STL	BLK	PTS	AVG
87-88	82	2778	416	927	.448	166	199	.834	40	183	223	503	138	0	168	16	1137	13.9
88-89	77	2787	468	1062	.443	322	383	.819	71	212	283	490	149	0	166	11	1424	18.5
89-90	79	2690	398	989	.402	267	314	.850	49	176	225	495	133	0	121	3	1221	15.5
90-91	66	2346	560	1421	.394	465	529	.879	58	198	256	693	162	1	147	6	1752	26.5

TOTALS 304 10601 1842 4419 .416 1220 1435 .850 218 769 987 2181 582 1 602 36 5534 18.2
Three-point field goals: '87-88, 139-379 (.367); '88-89, 166-466 (.356); '89-90, 158-432 (.366); '90-91, 167-564 (.296). Totals: 630-1841 (.342).

PLAYOFFS	GP	MIN	FGM	FGA	PCT	FTM	FTA	PCT	OFF	DEF	REB	AST	PF	DQ	STL	BLK	PTS	AVG
1988	11	406	47	130	.362	36	41	.878	9	27	36	64	19	0	18	2	147	13.4
1989	2	75	15	36	.417	7	8	.875	5	12	17	9	6	0	3	0	47	23.5
1990	3	105	13	34	.382	7	8	.875	0	6	6	18	10	0	4	0	39	13.0

TOTALS 16 586 75 200 .375 50 57 .877 14 45 59 91 35 0 25 2 233 14.6
Three-point field goals: 1988, 17-54 (.315); 1989, 10-22 (.450); 1990, 6-20 (.300). Totals: 33-96 (.344).

MARK ALARIE

Height: 6-8 Weight: 217 Duke '86 Born Dec. 11, 1963
Acquired: Drafted, No. 18 overall, in 1986 Departed: Traded to Washington on Nov. 2, 1987

YEAR	GP	MIN	FGM	FGA	PCT	FTM	FTA	PCT	OFF	DEF	REB	AST	PF	DQ	STL	BLK	PTS	AVG
86-87	64	1110	217	443	.490	67	101	.663	73	141	214	74	138	1	22	28	503	7.9

Three-point field goals: 2-9 (.222)

PLAYOFFS	GP	MIN	FGM	FGA	PCT	FTM	FTA	PCT	OFF	DEF	REB	AST	PF	DQ	STL	BLK	PTS	AVG
1987	3	41	9	15	.600	2	2	1.000	0	5	5	1	9	0	2	2	20	6.7

Three-point field goals: 0-0

CORY ALEXANDER

Height: 6-1 Weight: 190 Virginia '96 Born Jun. 22, 1973
Acquired: Signed as a free agent on Mar. 4, 1998 Departed: Waived on Oct. 30, 2000

YEAR	GP	MIN	FGM	FGA	PCT	FTM	FTA	PCT	OFF	DEF	REB	AST	PF	DQ	STL	BLK	PTS	AVG
97-98	23	797	111	255	.435	55	65	.846	10	89	99	138	45	0	45	6	323	14.0
98-99	36	778	97	260	.373	37	44	.841	7	67	74	119	77	0	35	5	261	7.3
99-00	29	329	28	98	.286	17	22	.773	8	34	42	58	39	0	24	2	82	2.8

TOTALS 88 1904 236 613 .385 109 131 .832 25 190 215 315 161 0 104 13 666 7.6
Three-point field goals: '97-98, 46-112 (.411); '98-99, 30-105 (.286); '99-00, 9-35 (.257). Totals: 85-252 (.337).

NUGGETS HISTORY

ALL-TIME ROSTER



JEROME ALLEN

Height: 6-4 Weight: 184 Pennsylvania '95 Born Jan. 28, 1973
 Acquired: By trade from Indiana on Feb. 20, 1997 Departed: Renounced following '96-97 season

YEAR	GP	MIN	FGM	FGA	PCT	FTM	FTA	PCT	OFF	DEF	REB	AST	PF	DO	STL	BLK	PTS	AVG
96-97	25	251	21	74	.284	15	25	.600	12	21	33	43	17	0	4	4	64	2.6

Three-point field goals: 7-34 (.206)

MALIK ALLEN

Height: 6-10 Weight: 255 Villanova '00 Born Jun. 27, 1978
 Acquired: By trade from Milwaukee on Jul. 31, 2009 Departed: Contract expired at end of '09-10 season

YEAR	GP	MIN	FGM	FGA	PCT	FTM	FTA	PCT	OFF	DEF	REB	AST	PF	DO	STL	BLK	PTS	AVG
09-10	51	456	46	116	.397	12	13	.923	36	46	82	16	68	0	11	5	105	2.1

Three-point field goals: 1-6 (.167)

PLAYOFFS GP	MIN	FGM	FGA	PCT	FTM	FTA	PCT	OFF	DEF	REB	AST	PF	DO	STL	BLK	PTS	AVG	
2010	4	11	0	1	.000	0	0	---	2	1	3	0	2	0	1	0	0	0.0

Three-point field goals: 0-0.

CHRIS ANDERSEN

Height: 6-10 Weight: 228 Blinn (Texas) J.C. '99 Born Jul. 7, 1978
 Acquired: Signed as a free agent from the NBDL on Nov. 21, 2001 Departed: Contract expired at end of '03-04 season

YEAR	GP	MIN	FGM	FGA	PCT	FTM	FTA	PCT	OFF	DEF	REB	AST	PF	DO	STL	BLK	PTS	AVG
01-02	24	262	25	74	.338	22	28	.786	38	38	76	7	35	0	7	28	72	3.0
02-03	59	907	114	285	.400	77	140	.550	109	165	274	32	90	1	30	60	305	5.2
03-04	71	1029	90	203	.443	63	107	.589	89	209	298	35	119	0	34	114	243	3.4
TOTALS	154	2198	229	562	.407	162	275	.589	236	412	648	74	244	1	71	202	620	4.0

Three-point field goals: '01-02, 0-4 (.000); '02-03, 0-1 (.000); '03-04, 0-1 (.000). Totals: 0-6 (.000).

PLAYOFFS GP	MIN	FGM	FGA	PCT	FTM	FTA	PCT	OFF	DEF	REB	AST	PF	DO	STL	BLK	PTS	AVG	
2004	5	34	3	9	.333	0	0	---	6	8	14	2	3	0	1	2	6	1.2

Three-point field goals: 0-0.

CLIFF ANDERSON

Height: 6-4 Weight: 200 St. Joseph's (PA) '67 Born Sept. 7, 1945

YEAR	GP	MIN	FGM	FGA	PCT	FTM	FTA	PCT	OFF	DEF	REB	AST	PF	DO	STL	BLK	PTS	AVG
69-70	3	22	2	4	.500	2	6	.333	1	3	4	4	3	0	-	3	6	2.0

Three-point field goals: 0-0.

DWIGHT ANDERSON

Height: 6-3 Weight: 185 Southern California '82 Born Dec. 28, 1960
 Acquired: Signed 10-day contract on Dec. 30, 1982 Departed: Was not offered a second 10-day contract

YEAR	GP	MIN	FGM	FGA	PCT	FTM	FTA	PCT	OFF	DEF	REB	AST	PF	DO	STL	BLK	PTS	AVG
82-83	5	133	7	14	.500	7	10	.700	0	2	2	3	7	0	1	5	21	4.2

Three-point field goals: 0-0.

GREG "CADILLAC" ANDERSON

Height: 6-10 Weight: 240 Houston '87 Born Jun. 22, 1964
 Acquired: By trade from New Jersey on Jan. 23, 1991 Departed: Contract expired at end of '91-92 season

YEAR	GP	MIN	FGM	FGA	PCT	FTM	FTA	PCT	OFF	DEF	REB	AST	PF	DO	STL	BLK	PTS	AVG
90-91	41	659	85	193	.440	44	87	.506	67	170	237	12	107	3	25	36	214	5.2
91-92	82	2793	389	854	.456	167	268	.623	337	604	941	78	263	3	88	65	945	11.5
TOTALS	123	3452	474	1047	.452	211	355	.594	404	774	1178	90	370	6	113	101	1159	9.4

Three-point field goals: '91-92, 0-4 (.000).

RICHARD ANDERSON

Height: 6-10 Weight: 240 UC-Santa Barbara '82 Born Nov. 19, 1960
 Acquired: By trade from San Diego on Oct. 4, 1983 Departed: Contract expired at end of '83-84 season

YEAR	GP	MIN	FGM	FGA	PCT	FTM	FTA	PCT	OFF	DEF	REB	AST	PF	DO	STL	BLK	PTS	AVG
83-84	78	1380	272	638	.426	116	150	.773	163	270	406	193	183	0	46	109	663	8.5

Three-point field goals: 3-19 (.158)

PLAYOFFS GP	MIN	FGM	FGA	PCT	FTM	FTA	PCT	OFF	DEF	REB	AST	PF	DO	STL	BLK	PTS	AVG	
1984	4	37	6	15	.400	4	6	.667	1	8	9	5	6	0	0	1	16	4.0

Three-point field goals: 0-1 (.000)



ALL-TIME ROSTER

CARLOS ARROYO

Height: 6-2 Weight: 202 Florida International '01 Born Jul. 30, 1979
Acquired: Signed to a 10-day contract on Mar. 7, 2002 Departed: Waived on Aug. 15, 2002

YEAR	GP	MIN	FGM	FGA	PCT	FTM	FTA	PCT	OFF	DEF	REB	AST	PF	DQ	STL	BLK	PTS	AVG
01-02	20	275	36	82	.439	9	12	.750	9	19	28	49	18	0	5	1	81	4.1

Three-point field goals: 0-2 (.000)

VINCENT ASKEW

Height: 6-6 Weight: 235 Memphis '88 Born Feb. 28, 1966
Acquired: By trade from Indiana on Feb. 20, 1997 Departed: Renounced following '96-97 season

YEAR	GP	MIN	FGM	FGA	PCT	FTM	FTA	PCT	OFF	DEF	REB	AST	PF	DQ	STL	BLK	PTS	AVG
96-97	1	9	2	3	.667	2	2	1.000	0	0	0	0	0	0	0	0	6	6.0

Three-point field goals: 0-0

CHUCKY ATKINS

Height: 5-11 Weight: 185 South Florida '96 Born Aug. 14, 1974
Acquired: Signed as a free agent on Jul. 16, 2007 Departed: Traded to Oklahoma City on Jan. 7, 2009

YEAR	GP	MIN	FGM	FGA	PCT	FTM	FTA	PCT	OFF	DEF	REB	AST	PF	DQ	STL	BLK	PTS	AVG
07-08	24	352	42	122	.344	4	9	.444	3	28	31	47	27	0	9	1	113	4.7
08-09	14	115	9	27	.333	4	4	1.000	0	6	6	28	5	0	2	1	27	1.9
TOTALS	38	467	51	149	.342	8	13	.615	3	34	37	75	32	0	11	2	140	3.7

Three point field goals: '07-08, 25-79 (.316); '08-09, 5-17 (.294). Totals: 30-96 (.313).

PLAYOFFS	GP	MIN	FGM	FGA	PCT	FTM	FTA	PCT	OFF	DEF	REB	AST	PF	DQ	STL	BLK	PTS	AVG
2008	1	3	0	1	.000	0	0	---	0	1	1	0	0	0	0	0	0	0.0

Three-point field goals: 0-1 (.000)

JOHN BARNHILL

Height: 6-1 Weight: 183 Tennessee State '59 Born Mar. 20, 1938
Acquired: By trade from Indiana in Feb., 1971

YEAR	GP	MIN	FGM	FGA	PCT	FTM	FTA	PCT	OFF	DEF	REB	AST	PF	DQ	STL	BLK	PTS	AVG
70-71	24	684	101	255	.396	54	73	.740	20	34	54	77	55	1	-	-	274	11.4

Three-point field goals: 18-72 (.250)

JON BARRY

Height: 6-5 Weight: 210 Georgia Tech '92 Born Jul. 25, 1969
Acquired: Signed as a free agent on Aug. 19, 2003 Departed: Contract expired at end of '03-04 season

YEAR	GP	MIN	FGM	FGA	PCT	FTM	FTA	PCT	OFF	DEF	REB	AST	PF	DQ	STL	BLK	PTS	AVG
03-04	57	1101	120	297	.404	60	71	.845	25	98	123	147	66	0	57	8	351	6.2

Three-point field goals: 51-138 (.370)

PLAYOFFS	GP	MIN	FGM	FGA	PCT	FTM	FTA	PCT	OFF	DEF	REB	AST	PF	DQ	STL	BLK	PTS	AVG
2004	5	100	8	24	.333	2	3	.667	4	14	18	10	4	0	3	0	21	4.2

Three-point field goals: 3-9 (.333)

MENGKE BATEER

Height: 6-11 Weight: 290 China Born Nov. 20, 1975
Acquired: Signed as a free agent on Feb. 26, 2002 Departed: Contract expired at end of '01-02 season

YEAR	GP	MIN	FGM	FGA	PCT	FTM	FTA	PCT	OFF	DEF	REB	AST	PF	DQ	STL	BLK	PTS	AVG
01-02	27	408	53	132	.402	29	37	.784	32	64	96	22	94	3	10	5	139	5.1

Three-point field goals: 4-12 (.333)

TONY BATTIE

Height: 6-11 Weight: 240 Texas Tech '98 Born Feb. 11, 1976
Acquired: Drafted, No. 5 overall, in 1997 Departed: Traded to L.A. Lakers on Jun. 24, 1998

YEAR	GP	MIN	FGM	FGA	PCT	FTM	FTA	PCT	OFF	DEF	REB	AST	PF	DQ	STL	BLK	PTS	AVG
97-98	65	1506	234	525	.446	73	104	.702	138	213	351	60	199	6	54	69	544	8.4

Three-point field goals: 3-14 (.214)

KENNY BATTLE

Height: 6-6 Weight: 211 Illinois '89 Born Oct. 10, 1964
Acquired: Claimed off waivers on Jan. 25, 1991 Departed: Contract expired at end of '90-91 season

YEAR	GP	MIN	FGM	FGA	PCT	FTM	FTA	PCT	OFF	DEF	REB	AST	PF	DQ	STL	BLK	PTS	AVG
90-91	40	682	95	196	.485	50	64	.781	62	61	123	47	83	0	41	12	243	6.1

Three-point field goals: 3-22 (.136)

NUGGETS HISTORY

ALL-TIME ROSTER



BYRON BECK

Height: 6-9 Weight: 225 Denver '67 Born Jan. 25, 1945
 Acquired: Drafted in the fifth round in 1967 Departed: Waived on Oct. 17, 1977

YEAR	GP	MIN	FGM	FGA	PCT	FTM	FTA	PCT	OFF	DEF	REB	AST	PF	DQ	STL	BLK	PTS	AVG
67-68	71	1623	275	570	.482	119	159	.748	-	-	559	38	219	6	-	-	669	9.4
68-69	71	2289	423	843	.502	182	238	.765	272	507	779	77	248	9	-	-	1030	14.5
69-70	79	2454	440	841	.523	137	174	.787	250	514	764	112	293	12	-	-	1017	12.9
70-71	84	2849	490	1033	.474	158	182	.868	280	604	884	177	273	7	-	-	1142	13.6
71-72	66	1816	337	669	.504	140	166	.843	171	357	528	136	213	7	-	-	814	12.3
72-73	77	2303	466	879	.530	158	198	.798	203	334	537	107	267	9	50	12	1092	14.2
73-74	82	1979	425	823	.516	120	141	.851	164	253	417	76	233	x	48	8	970	11.8
74-75	84	1818	384	745	.515	81	97	.835	127	216	343	106	270	x	59	14	849	10.1
75-76	80	1586	334	646	.519	97	116	.836	123	231	354	116	192	x	48	20	770	9.6
76-77	53	480	107	246	.435	36	44	.818	45	51	96	33	59	1	15	1	250	4.7

TOTALS 747 19192 3681 7295 .505 1228 1516 .810 1786 3478 5261 978 2267 51 220 55 8603 11.5
 Three-point field goals: '67-68, 0-2 (.000); '68-69, 2-3 (.667); '69-70, 0-2 (.000); '70-71, 4-14 (.286); '71-72, 0-3 (.000); '72-73, 2-7 (.286); '73-74, 0-1 (.000); '74-75, 0-1 (.000); '75-76, 5-11 (.455). Totals: 13-44 (.295).

PLAYOFFS	GP	MIN	FGM	FGA	PCT	FTM	FTA	PCT	OFF	DEF	REB	AST	PF	DQ	STL	BLK	PTS	AVG
1968	5	160	23	50	.460	11	15	.733	29	26	65	5	21	1	-	-	571	1.4
1969	7	214	48	95	.505	14	17	.824	20	43	63	9	23	0	-	-	110	15.7
1970	12	439	77	176	.438	36	47	.766	36	108	144	19	41	0	-	-	191	15.9
1972	7	264	56	115	.487	26	28	.929	28	44	72	14	29	0	-	-	139	19.9
1973	4	130	28	63	.444	13	17	.765	19	20	39	5	16	0	2	0	69	17.2
1975	13	278	69	134	.515	24	28	.857	21	29	18	21	44	x	4	3	162	12.5
1976	13	276	42	95	.442	28	34	.824	19	38	57	11	41	x	4	1	112	8.6
1977	5	29	3	9	.333	2	2	1.000	2	4	6	1	5	0	0	0	8	1.6

TOTALS 66 1790 346 737 .469 154 188 .819 174 312 486 82 220 1 10 4 848 12.8
 Three-point field goals: 1969, 0-1 (.000); 1970, 1-4 (.250); 1972, 1-4 (.250); 1976, 0-1. Totals: 2-10 (.200).

ART BECKER

Height: 6-8 Weight: 210 Arizona State '64 Born Jan. 12, 1942
 Acquired: By trade from Indiana in Feb. 1971

YEAR	GP	MIN	FGM	FGA	PCT	FTM	FTA	PCT	OFF	DEF	REB	AST	PF	DQ	STL	BLK	PTS	AVG
70-71	29	803	183	365	.500	73	87	.840	-	-	209	31	107	3	-	-	440	15.2
71-72	84	2193	435	954	.456	165	195	.846	-	-	471	113	271	6	-	-	1035	13.1

TOTALS 113 2996 618 1319 .470 238 282 .844 247 433 680 144 378 9 - - 1475 13.1
 Three-point field goals: '70-71, 1-2 (.500); '71-72, 0-3 (.000). Totals: 1-5 (.200).

PLAYOFFS	GP	MIN	FGM	FGA	PCT	FTM	FTA	PCT	OFF	DEF	REB	AST	PF	DQ	STL	BLK	PTS	AVG
1972	7	94	14	31	.452	6	9	.667	4	8	12	4	18	0	-	-	34	4.9

Three-point field goals: 0-1 (.000).

ELMER BENNETT

Height: 6-0 Weight: 170 Notre Dame '92 Born Feb. 13, 1970
 Acquired: Signed to a 10-day contract on Jan. 7, 1997 Departed: Waived on Jan. 23, 1997

YEAR	GP	MIN	FGM	FGA	PCT	FTM	FTA	PCT	OFF	DEF	REB	AST	PF	DQ	STL	BLK	PTS	AVG
96-97	5	59	4	13	.308	2	4	.500	0	3	3	7	6	0	2	0	12	2.4

Three-point field goals: 2-6 (.333).

CHAUNCEY BILLUPS

Height: 6-3 Weight: 202 Colorado '99 Born Sept. 25, 1976
 Acquired: By trade from Toronto on Jan. 21, 1999 Departed: Traded to Orlando on Feb. 1, 2000

YEAR	GP	MIN	FGM	FGA	PCT	FTM	FTA	PCT	OFF	DEF	REB	AST	PF	DQ	STL	BLK	PTS	AVG
98-99	45	1488	191	495	.386	157	172	.913	24	72	96	173	115	0	58	14	624	13.9
99-00	13	305	34	101	.337	37	44	.841	8	26	34	39	27	0	10	2	112	8.6

TOTALS 58 1793 225 596 .378 194 216 .898 32 98 130 212 142 0 68 16 736 12.7
 Three-point field goals: '98-99, 85-235 (.362); '99-00, 7-41 (.171). Totals: 92-276 (.333).

STEVE BLAKE

Height: 6-3 Weight: 172 Maryland '03 Born Feb. 26, 1980
 Acquired: By trade from Milwaukee on Jan. 11, 2007 Departed: Contract expired at end of '06-'07 season

YEAR	GP	MIN	FGM	FGA	PCT	FTM	FTA	PCT	OFF	DEF	REB	AST	PF	DQ	STL	BLK	PTS	AVG
06-07	49	1642	164	380	.432	32	44	.727	14	110	124	324	72	0	51	5	408	8.3

Three-point field goals: 48-140 (.343).

PLAYOFFS	GP	MIN	FGM	FGA	PCT	FTM	FTA	PCT	OFF	DEF	REB	AST	PF	DQ	STL	BLK	PTS	AVG
2007	5	180	14	31	.452	0	0	---	1	11	12	23	8	0	3	0	36	7.2

Three-point field goals: 8-16 (.500).



ALL-TIME ROSTER

MARK BLOUNT

Height: 7-0 Weight: 250 Pittsburgh '99 Born Nov. 30, 1975
 Acquired: Signed as a free agent on Aug. 8, 2002 Departed: Traded to Boston on Feb. 20, 2003

YEAR	GP	MIN	FGM	FGA	PCT	FTM	FTA	PCT	OFF	DEF	REB	AST	PF	DQ	STL	BLK	PTS	AVG
02-03	54	885	105	267	.393	71	99	.717	62	121	183	35	112	1	22	51	281	5.2

Three-point field goals: 0-0.

MELVIN BOOKER

Height: 6-1 Weight: 188 Missouri '94 Born Aug. 20, 1972
 Acquired: Signed out of the CBA on Dec. 12, 1996 Departed: Waived on Dec. 28, 1996

YEAR	GP	MIN	FGM	FGA	PCT	FTM	FTA	PCT	OFF	DEF	REB	AST	PF	DQ	STL	BLK	PTS	AVG
96-97	5	21	2	4	.500	0	0	---	0	1	1	3	0	0	0	0	5	1.0

Three-point field goals: 1-2 (.500).

TOM BOSWELL

Height: 6-9 Weight: 225 South Carolina '75 Born Oct. 2, 1953
 Acquired: Signed as a free agent on Sept. 8, 1978 Departed: Traded to Utah on Nov. 20, 1979

YEAR	GP	MIN	FGM	FGA	PCT	FTM	FTA	PCT	OFF	DEF	REB	AST	PF	DQ	STL	BLK	PTS	AVG
78-79	79	2201	321	603	.532	198	284	.697	248	290	538	242	263	4	50	51	840	10.6
79-80	18	522	72	135	.533	58	70	.829	40	74	114	46	56	1	5	8	203	11.3
TOTALS	97	2723	393	738	.533	256	354	.723	288	364	652	288	319	5	55	59	1043	10.8

Three-point field goals: '79-80, 1-2 (.500).

PLAYOFFS GP	MIN	FGM	FGA	PCT	FTM	FTA	PCT	OFF	DEF	REB	AST	PF	DQ	STL	BLK	PTS	AVG	
1979	3	120	21	35	.600	10	13	.769	14	13	27	16	10	0	3	5	52	17.3

RYAN BOWEN

Height: 6-9 Weight: 220 Iowa '98 Born Nov. 20, 1975
 Acquired: Drafted in the second round in 1998 Departed: Waived on Jun. 10, 2004

YEAR	GP	MIN	FGM	FGA	PCT	FTM	FTA	PCT	OFF	DEF	REB	AST	PF	DQ	STL	BLK	PTS	AVG
99-00	52	589	46	117	.393	38	53	.717	75	39	114	20	95	0	39	13	131	2.5
00-01	57	696	80	144	.556	27	44	.614	62	51	113	30	95	0	37	12	191	3.4
01-02	75	1686	147	307	.479	69	92	.750	134	165	299	52	171	1	75	41	364	4.9
02-03	62	996	97	197	.492	27	41	.659	78	79	157	54	82	0	65	29	223	3.6
03-04	52	392	18	53	.340	10	12	.833	39	48	87	18	47	0	18	16	46	0.9
TOTALS	298	4359	388	818	.474	171	242	.707	388	382	770	174	490	1	234	111	945	3.2

Three-point field goals: '99-00, 1-9 (.111); '00-01, 4-11 (.364); '01-02, 1-12 (.083); '02-03, 2-7 (.286); '03-04, 0-0. Totals: 8-39 (.205).

PLAYOFFS GP	MIN	FGM	FGA	PCT	FTM	FTA	PCT	OFF	DEF	REB	AST	PF	DQ	STL	BLK	PTS	AVG	
2004	4	6	1	1	1.000	0	0	---	0	0	0	0	0	0	0	0	2	0.5

Three-point field goals: 0-0.

TOM BOWENS

Height: 6-8 Weight: 220 Grambling State '67 Born Jul. 7, 1940
 Departed: Left as a free agent in 1968

YEAR	GP	MIN	FGM	FGA	PCT	FTM	FTA	PCT	OFF	DEF	REB	AST	PF	DQ	STL	BLK	PTS	AVG
67-68	67	1287	177	453	.391	55	90	.611	-	-	374	41	159	3	-	-	410	6.1

Three-point field goals: 1-2 (.500).

PLAYOFFS GP	MIN	FGM	FGA	PCT	FTM	FTA	PCT	OFF	DEF	REB	AST	PF	DQ	STL	BLK	PTS	AVG	
1968	5	94	14	31	.452	2	2	1.000	-	-	25	5	17	1	-	-	30	6.0

Three-point field goals: 0-1 (.000).

EARL BOYKINS

Height: 5-5 Weight: 133 Eastern Michigan '98 Born Jun. 2, 1976
 Acquired: Signed as a free agent on Aug. 18, 2003 Departed: Traded to Milwaukee on Jan. 11, 2007

YEAR	GP	MIN	FGM	FGA	PCT	FTM	FTA	PCT	OFF	DEF	REB	AST	PF	DQ	STL	BLK	PTS	AVG
03-04	82	1849	321	766	.419	142	162	.877	42	101	143	295	84	0	51	3	839	10.2
04-05	80	2162	340	824	.413	279	303	.921	37	106	143	372	122	0	78	12	1015	12.4
05-06	60	1542	271	661	.410	152	174	.874	21	60	81	230	73	0	48	4	756	12.6
06-07	31	877	156	378	.413	119	131	.908	23	40	63	132	31	0	25	2	472	15.2
TOTALS	255	6430	1088	2629	.414	692	770	.899	123	307	430	1029	310	0	202	21	3082	12.1

Three-point field goals: '03-04, 55-171 (.322); '04-05, 56-166 (.337); '05-06, 62-179 (.346); '06-07, 41-110 (.373). Totals: 214-626 (.342).

PLAYOFFS GP	MIN	FGM	FGA	PCT	FTM	FTA	PCT	OFF	DEF	REB	AST	PF	DQ	STL	BLK	PTS	AVG	
2004	5	121	28	63	.444	6	7	.857	6	6	12	19	6	0	5	1	67	13.4
2005	5	152	27	68	.397	17	19	.895	2	3	5	19	13	0	4	1	71	14.2
2006	5	140	19	59	.322	13	17	.765	3	4	7	20	6	0	4	0	55	11.0
TOTALS	15	413	74	190	.390	36	43	.837	11	13	24	58	25	0	13	2	193	12.9

Three-point field goals: 2004, 5-14 (.357); 2005, 0-7 (.000); 2006, 4-19 (.211). Totals: 9-40 (.225).

NUGGETS HISTORY

ALL-TIME ROSTER



JIM BRADLEY

Height: 6-8 Weight: 215 Northern Illinois '73 Born Mar. 16, 1952

YEAR	GP	MIN	FGM	FGA	PCT	FTM	FTA	PCT	OFF	DEF	REB	AST	PF	DQ	STL	BLK	PTS	AVG
75-76	7	107	15	38	.395	2	3	.667	4	26	30	11	26	x	5	5	32	4.6

Three-point field goals: 0-0.

KEVIN BROOKS

Height: 6-8 Weight: 200 Southwestern Louisiana '91 Born Oct. 12, 1969
 Acquired: By trade from Milwaukee on Jul. 1, 1991 Departed: Renounced following '93-94 season

YEAR	GP	MIN	FGM	FGA	PCT	FTM	FTA	PCT	OFF	DEF	REB	AST	PF	DQ	STL	BLK	PTS	AVG
91-92	37	270	43	97	.443	17	21	.810	13	26	39	11	19	0	8	2	105	2.8
92-93	55	571	93	233	.399	35	40	.875	22	59	81	34	46	0	10	2	227	4.1
93-94	34	190	36	99	.364	9	10	.900	5	16	21	3	19	0	0	2	85	2.5
TOTALS	126	1031	172	429	.401	61	71	.859	40	101	141	48	84	0	18	6	417	3.3

Three-point field goals: '91-92: 2-11 (.182), '92-93: 6-26 (.231), '93-94: 4-23 (.174), Totals: 12-60 (.200)

MICHAEL BROOKS

Height: 6-7 Weight: 220 La Salle '80 Born Aug. 17, 1958
 Acquired: Signed for the remainder of the season on Mar. 4, 1988 Departed: Contract expired at end of '87-88 season

YEAR	GP	MIN	FGM	FGA	PCT	FTM	FTA	PCT	OFF	DEF	REB	AST	PF	DQ	STL	BLK	PTS	AVG
87-88	16	133	20	49	.408	3	4	.750	19	25	44	13	21	1	4	1	43	2.7

Three-point field goals: 0-0.

PLAYOFFS	GP	MIN	FGM	FGA	PCT	FTM	FTA	PCT	OFF	DEF	REB	AST	PF	DQ	STL	BLK	PTS	AVG
1988	4	11	1	3	.333	0	0	---	1	3	4	2	1	0	0	0	3	0.8

Three-point field goals: 0-0.

DEVIN BROWN

Height: 6-5 Weight: 235 Texas-San Antonio '02 Born Dec. 30, 1978
 Acquired: Signed a 10-day contract on Apr. 4, 2003 Departed: Was not signed to a second 10-day contract

YEAR	GP	MIN	FGM	FGA	PCT	FTM	FTA	PCT	OFF	DEF	REB	AST	PF	DQ	STL	BLK	PTS	AVG
02-03	3	71	7	25	.280	4	6	.667	4	7	11	5	11	0	4	1	18	6.0

Three-point field goals: 0-1 (.000).

LARRY BROWN

Height: 5-9 Weight: 160 North Carolina '63 Born Sept. 14, 1940
 Acquired: By trade from Virginia in Jan., 1971

YEAR	GP	MIN	FGM	FGA	PCT	FTM	FTA	PCT	OFF	DEF	REB	AST	PF	DQ	STL	BLK	PTS	AVG
70-71	34	813	85	236	.360	112	136	.824	-	-	62	208	96	1	-	-	287	8.4
71-72	76	2012	243	556	.437	198	244	.811	-	-	166	549	207	4	-	-	689	9.1
TOTALS	110	2825	328	792	.414	310	380	.816	64	164	228	757	303	5	-	-	976	8.9

Three-point field goals: '70-71, 5-19 (.263); '71-72, 5-25 (.200). Totals: 10-44 (.227)

PLAYOFFS	GP	MIN	FGM	FGA	PCT	FTM	FTA	PCT	OFF	DEF	REB	AST	PF	DQ	STL	BLK	PTS	AVG
1972	7	211	21	50	.420	23	24	.958	3	7	10	36	25	0	-	-	65	9.3

Three-point field goals: 0-3 (.000).

ROGER BROWN

Height: 6-11 Weight: 225 Kansas '71 Born Feb. 23, 1950
 Acquired: Signed as a free agent in 1975

YEAR	GP	MIN	FGM	FGA	PCT	FTM	FTA	PCT	OFF	DEF	REB	AST	PF	DQ	STL	BLK	PTS	AVG
75-76	37	291	28	61	.459	16	24	.667	25	50	75	22	63	x	8	22	74	2.0

Three-point field goals: 2-2 (1.000).

MARK BRYANT

Height: 6-9 Weight: 250 Seton Hall '88 Born Apr. 25, 1965
 Acquired: By trade from Philadelphia on Dec. 18, 2002 Departed: Traded to Boston on Feb. 20, 2003

YEAR	GP	MIN	FGM	FGA	PCT	FTM	FTA	PCT	OFF	DEF	REB	AST	PF	DQ	STL	BLK	PTS	AVG
02-03	3	14	0	1	.000	1	2	.500	1	1	2	2	4	0	0	0	1	0.3

Three-point field goals: 0-0.



ALL-TIME ROSTER

GREG BUCKNER

Height: 6-4 Weight: 210 Clemson '98 Born Sept. 16, 1976
 Acquired: Signed as a free agent on Oct. 5, 2004 Departed: Signed with Dallas on Jul. 13, 2006

YEAR	GP	MIN	FGM	FGA	PCT	FTM	FTA	PCT	OFF	DEF	REB	AST	PF	DQ	STL	BLK	PTS	AVG
04-05	70	1522	160	303	.528	63	81	.778	66	142	208	133	169	0	75	6	432	6.2
05-06	73	1758	181	417	.434	43	55	.782	31	178	209	127	180	0	87	20	491	6.7
TOTALS	143	3280	341	720	.474	106	136	.779	97	320	417	260	349	0	162	26	923	6.5

Three-point field goals: '04-05, 49-121 (.405); '05-06, 86-243 (.354). Totals: 135-364 (.371)

PLAYOFFS	GP	MIN	FGM	FGA	PCT	FTM	FTA	PCT	OFF	DEF	REB	AST	PF	DQ	STL	BLK	PTS	AVG
2005	5	100	4	18	.222	0	0	---	1	15	16	5	14	0	2	1	10	2.0
2006	5	137	23	55	.418	7	8	.875	3	11	14	6	12	0	3	1	63	12.6
TOTALS	10	237	27	73	.370	7	8	.875	4	26	30	11	26	0	5	2	73	7.3

Three-Point Field Goals: 2005, 2-9, (.222); 2006, 10-32, (.313). Totals: 12-41 (.293).

LARRY BUNCE

Height: 7-0 Weight: 245 Utah State '67 Born Jul. 29, 1945
 Acquired: By trade from Los Angeles in Aug., 1968 Departed: Traded to Dallas on Jan. 3, 1969

YEAR	GP	MIN	FGM	FGA	PCT	FTM	FTA	PCT	OFF	DEF	REB	AST	PF	DQ	STL	BLK	PTS	AVG
68-69	23	225	22	58	.373	49	70	.700	17	41	58	2	44	1	-	-	93	4.0

Three-point field goals: 0-0.

DAVID BURNS

Height: 6-2 Weight: 180 St. Louis '81 Born Jul. 3, 1958
 Acquired: Signed as a free agent on Nov. 27, 1981 Departed: Waived on Dec. 16, 1981

YEAR	GP	MIN	FGM	FGA	PCT	FTM	FTA	PCT	OFF	DEF	REB	AST	PF	DQ	STL	BLK	PTS	AVG
81-82	6	53	5	11	.455	6	9	.667	1	2	3	11	13	0	2	0	16	2.7

Three-point field goals: 0-0.

DAVE BUSTION

Height: 6-8 Weight: 215 Denver '72 Born Aug. 30, 1949
 Acquired: Drafted in the fifth round in 1972

YEAR	GP	MIN	FGM	FGA	PCT	FTM	FTA	PCT	OFF	DEF	REB	AST	PF	DQ	STL	BLK	PTS	AVG
72-73	47	355	58	133	.436	42	59	.712	39	62	101	21	82	0	8	4	158	3.4

Three-point field goals: 0-0.

PLAYOFFS	GP	MIN	FGM	FGA	PCT	FTM	FTA	PCT	OFF	DEF	REB	AST	PF	DQ	STL	BLK	PTS	AVG
1973	1	11	2	7	.286	6	7	.857	0	1	1	1	3	0	0	0	10	10.0

Three-point field goals: 0-0.

MACK CALVIN

Height: 6-0 Weight: 175 Southern California '69 Born Jul. 27, 1947
 Acquired: By trade from Carolina in Jun. 1974 Departed: Traded to Virginia in 1975
 Re-acquired: Claimed off waivers on Feb. 15, 1977 Departed: Waived on Oct. 12, 1978

YEAR	GP	MIN	FGM	FGA	PCT	FTM	FTA	PCT	OFF	DEF	REB	AST	PF	DQ	STL	BLK	PTS	AVG
74-75	74	2463	483	996	.485	475	530	.896	36	174	210	570	206	0	140	8	1444	19.5
76-77	29	625	100	225	.444	123	144	.854	19	30	49	115	53	0	27	1	323	11.1
77-78	77	988	147	333	.441	173	206	.840	11	73	84	148	87	0	46	5	467	6.1
TOTALS	180	4076	730	1554	.470	771	880	.876	66	277	343	833	346	0	213	14	2234	12.4

Three-point field goals: '74-75, 3-16 (.188).

PLAYOFFS	GP	MIN	FGM	FGA	PCT	FTM	FTA	PCT	OFF	DEF	REB	AST	PF	DQ	STL	BLK	PTS	AVG
1975	13	144	76	163	.466	78	82	.951	6	35	41	68	50	0	23	1	223	17.9
1977	6	112	19	40	.475	24	29	.828	1	8	9	13	13	0	1	0	62	10.3
1978	12	135	19	42	.452	27	29	.931	3	5	8	21	11	0	7	0	65	5.4
TOTALS	31	691	114	245	.465	129	140	.921	10	48	58	102	74	0	31	1	360	11.6

Three-point field goals: 1975, 3-8 (.375).

MARCUS CAMBY

Height: 6-11 Weight: 235 Massachusetts '97 Born Mar. 22, 74
 Acquired: By trade from New York in Jun. 26, 2002 Departed: Traded to L.A. Clippers on Jul. 15, 2008

YEAR	GP	MIN	FGM	FGA	PCT	FTM	FTA	PCT	OFF	DEF	REB	AST	PF	DQ	STL	BLK	PTS	AVG
02-03	29	616	93	227	.410	33	50	.660	75	133	208	47	69	1	20	40	221	7.2
03-04	72	2161	262	549	.477	98	136	.721	211	516	727	132	239	4	86	187	622	10.1
04-05	66	2015	279	600	.465	125	173	.723	131	530	661	152	177	0	61	199	683	10.0
05-06	56	1857	302	649	.465	111	156	.712	132	536	688	115	158	1	79	184	716	11.9
06-07	70	2369	312	659	.473	161	221	.729	164	652	816	223	183	2	87	231	785	11.7
07-08	79	2750	286	635	.450	143	202	.708	230	807	1037	259	216	2	84	285	721	13.1
TOTALS	372	1175	1534	3319	.462	671	938	.715	943	3174	4117	928	1042	10	417	1126	3748	11.1

Three-Point Field Goals: '02-03, 2-5 (.400); '03-04, 0-2 (.000); '04-05, 0-4 (.000); '05-06, 1-11 (.091); '06-07, 0-2 (.000); '07-08, 6-20 (.300). Totals: 9-44 (.205).

ALL-TIME ROSTER



MARCUS CAMBY (CONT.)

PLAYOFFS	GP	MIN	FGM	FGA	PCT	FTM	FTA	PCT	OFF	DEF	REB	AST	PF	DQ	STL	BLK	PTS	AVG
2004	5	194	27	55	.491	8	14	.571	14	43	57	12	21	0	4	7	63	11.4
2005	5	184	17	41	.415	17	27	.630	4	52	56	9	18	0	3	16	51	11.2
2006	5	175	26	62	.419	5	9	.566	13	42	55	11	14	0	4	14	57	11.0
2007	5	184	17	45	.378	4	6	.667	12	62	74	10	14	0	4	16	38	14.8
2008	4	124	5	21	.238	2	6	.333	11	42	53	12	10	0	4	12	13	13.3
TOTALS	24	961	92	224	.411	36	62	.581	54	241	295	54	77	0	19	65	222	12.3

Three-Point Field Goals: 1999, 0-1 (.000); 2000, 0-1 (.000); 2001, 0-0; 2004, 1-2 (.500); 2005, 0-0; 2006, 0-0; 2007, 0-0; 2008, 1-1 (1.000). Totals: 2-5 (.400).

LARRY CANNON

Height: 6-5 Weight: 195 La Salle '69 Born Apr. 12, 1947
Acquired: By trade from Miami in Jun., 1970

YEAR	GP	MIN	FGM	FGA	PCT	FTM	FTA	PCT	OFF	DEF	REB	AST	PF	DQ	STL	BLK	PTS	AVG
70-71	80	3097	751	1722	.436	606	763	.794	207	126	333	414	237	6	-	-	2126	26.6

Three-point field goals: 18-69 (.261).

FRANK CARD

Height: 6-7 Weight: 195 South Carolina State '64 Born Dec. 28, 1944
Acquired: Claimed off waivers in Nov. 1971

YEAR	GP	MIN	FGM	FGA	PCT	FTM	FTA	PCT	OFF	DEF	REB	AST	PF	DQ	STL	BLK	PTS	AVG
71-72	73	1443	225	494	.455	112	172	.651	143	187	330	79	204	4	2	2	562	7.7
72-73	4	36	6	15	.400	9	13	.692	4	3	7	0	4	0	0	0	21	5.3
TOTALS	77	1479	231	509	.454	121	185	.654	147	190	337	79	208	4	2	2	583	7.6

Three-point field goals: '71-'72, 0-1 (.000).

PLAYOFFS	GP	MIN	FGM	FGA	PCT	FTM	FTA	PCT	OFF	DEF	REB	AST	PF	DQ	STL	BLK	PTS	AVG
1972	4	28	4	8	.500	0	1	.000	3	4	7	3	10	0	-	-	8	2.0

Three-point field goals: 0-0.

JOE BARRY CARROLL

Height: 7-0 Weight: 245 Purdue '80 Born Jul. 24, 1958
Acquired: By trade from New Jersey on Feb. 21, 1990 Departed: Contract expired at end of '89-90 season

YEAR	GP	MIN	FGM	FGA	PCT	FTM	FTA	PCT	OFF	DEF	REB	AST	PF	DQ	STL	BLK	PTS	AVG
89-90	30	719	153	354	.432	52	70	.743	51	142	193	54	70	0	28	59	368	11.9

Three-point field goals: 0-0.

PLAYOFFS	GP	MIN	FGM	FGA	PCT	FTM	FTA	PCT	OFF	DEF	REB	AST	PF	DQ	STL	BLK	PTS	AVG
1990	3	46	9	16	.563	2	2	1.000	1	8	9	3	6	0	1	5	20	6.7

Three-point field goals: 0-0.

HOWARD CARTER

Height: 6-5 Weight: 215 Louisiana State '83 Born Oct. 26, 1961
Acquired: Drafted, No. 15 overall, in 1983 Departed: Traded to Dallas on Aug. 23, 1984

YEAR	GP	MIN	FGM	FGA	PCT	FTM	FTA	PCT	OFF	DEF	REB	AST	PF	DQ	STL	BLK	PTS	AVG
83-84	55	888	145	316	.459	47	61	.770	38	48	86	71	81	0	19	4	342	6.2

Three-point field goals: 5-19 (.263).

PLAYOFFS	GP	MIN	FGM	FGA	PCT	FTM	FTA	PCT	OFF	DEF	REB	AST	PF	DQ	STL	BLK	PTS	AVG
1984	5	60	7	22	.318	0	0	---	1	4	5	5	3	0	4	1	15	3.0

Three-point field goals: 1-5 (.200).

WAYNE CHAPMAN

Height: 6-6 Weight: 190 Western Kentucky '68 Born Jun. 15, 1945
Departed: Traded to Indiana in Feb., 1971

YEAR	GP	MIN	FGM	FGA	PCT	FTM	FTA	PCT	OFF	DEF	REB	AST	PF	DQ	STL	BLK	PTS	AVG
70-71	47	1049	184	484	.380	89	129	.690	43	99	142	107	127	3	-	-	468	9.9

Three-point field goals: 11-48 (.229)

CALBERT CHEANEY

Height: 6-7 Weight: 217 Indiana '93 Born Jul. 17, 1971
Acquired: By trade from Boston on Oct. 16, 2000 Departed: Contract expired at end of '01-02 season

YEAR	GP	MIN	FGM	FGA	PCT	FTM	FTA	PCT	OFF	DEF	REB	AST	PF	DQ	STL	BLK	PTS	AVG
00-01	9	153	10	30	.333	1	2	.500	5	15	20	9	14	0	4	2	21	2.3
01-02	68	1631	224	466	.481	46	67	.687	57	183	240	110	156	1	34	21	494	7.3
TOTALS	77	1784	234	496	.472	47	69	.681	62	198	260	119	170	1	38	23	515	6.7

Three-point field goals: '00-01, 0-0; '01-02, 0-4 (.000).



ALL-TIME ROSTER

KEON CLARK

Height: 6-11 Weight: 220 UNLV '98 Born Apr. 16, 1975
 Acquired: By trade from Orlando on Jan. 21, 1999 Departed: Traded to Toronto on Jan. 12, 2001

YEAR	GP	MIN	FGM	FGA	PCT	FTM	FTA	PCT	OFF	DEF	REB	AST	PF	DQ	STL	BLK	PTS	AVG
98-99	28	409	36	80	.450	21	37	.568	36	60	96	10	52	0	10	31	93	3.3
99-00	81	1850	286	528	.542	121	176	.688	162	343	505	71	231	1	45	114	694	8.6
00-01	35	752	82	199	.412	63	105	.600	58	128	186	34	101	3	16	44	227	6.5
TOTALS	144	3011	404	807	.501	205	315	.645	256	531	787	115	384	4	71	189	1014	7.0

Three-point field goals: '98-99, 0-1 (.000); '99-00, 1-8 (.125); '00-01, 0-0. Totals: 1-9 (.111).

JEFF CONGDON

Height: 6-1 Weight: 190 Brigham Young '67 Born Oct. 17, 1943
 Acquired: By trade from Anaheim in Dec. 1967

YEAR	GP	MIN	FGM	FGA	PCT	FTM	FTA	PCT	OFF	DEF	REB	AST	PF	DQ	STL	BLK	PTS	AVG
67-68	41	398	67	191	.351	20	25	.800	-	-	34	59	37	0	-	-	159	3.9
68-69	59	979	107	277	.386	69	85	.812	14	79	93	135	104	1	-	-	288	4.9
69-70	83	2461	299	775	.386	151	192	.786	52	181	233	446	205	3	-	-	812	9.8
TOTALS	183	3838	473	1243	.381	240	302	.795	-	-	360	640	346	4	-	-	1259	6.9

Three-point field goals: '67-68, 5-30 (.167); '68-69, 5-31 (.161); '69-70, 63-178 (.354). Totals: 73-239 (.305)

PLAYOFFS	GP	MIN	FGM	FGA	PCT	FTM	FTA	PCT	OFF	DEF	REB	AST	PF	DQ	STL	BLK	PTS	AVG
1968	3	35	7	21	.333	3	7	.429	-	-	4	54	5	0	-	-	19	6.3
1969	7	183	20	42	.476	22	22	1.000	6	10	16	34	21	0	-	-	62	8.9
1970	12	313	43	118	.364	24	32	.750	8	25	33	68	31	0	-	-	126	10.5
TOTALS	22	531	70	181	.387	49	61	.803	-	-	53	107	67	0	-	-	207	9.4

Three-point field goals: 1968, 2-8 (.250); 1969, 0-2 (.000); 1970, 16-50 (.320). Totals: 18-60 (.300)

ANTHONY COOK

Height: 6-9 Weight: 215 Arizona '89 Born Mar. 19, 1967
 Acquired: By trade from Detroit on Sept. 28, 1990 Departed: Traded to Orlando on Aug. 19, 1993

YEAR	GP	MIN	FGM	FGA	PCT	FTM	FTA	PCT	OFF	DEF	REB	AST	PF	DQ	STL	BLK	PTS	AVG	
90-91	58	1121	118	283	.417	71	129	.550	134	192	326	26	100	1	35	72	307	5.3	
91-92	22	115	15	25	.600	4	6	.667	13	21	34	2	10	0	5	4	34	1.5	
92-93	-----DNPP - RIGHT KNEE INJURY-----																		
TOTALS	80	1236	133	308	.431	75	135	.555	147	213	360	28	110	1	40	76	341	4.3	

Three-point field goals: '90-91, 0-3 (.000).

DARWIN COOK

Height: 6-3 Weight: 195 Portland '80 Born Aug. 6, 1958
 Acquired: By trade from San Antonio on Jan. 26, 1989 Departed: Contract expired at end of '88-89 season

YEAR	GP	MIN	FGM	FGA	PCT	FTM	FTA	PCT	OFF	DEF	REB	AST	PF	DQ	STL	BLK	PTS	AVG
88-89	30	386	71	163	.436	17	22	.773	13	35	48	43	44	0	28	6	161	5.4
Three-point field goals: 2-10 (.200).																		
PLAYOFFS	GP	MIN	FGM	FGA	PCT	FTM	FTA	PCT	OFF	DEF	REB	AST	PF	DQ	STL	BLK	PTS	AVG
1989	3	66	12	24	.500	6	6	1.000	2	11	13	11	12	0	4	0	31	10.3

Three-point field goals: 1-2 (.500).

NORMAN COOK

Height: 6-9 Weight: 220 Kansas '77 Born Mar. 21, 1955
 Acquired: Signed as a free agent on Apr. 7, 1978 Departed: Waived on Apr. 17, 1978

YEAR	GP	MIN	FGM	FGA	PCT	FTM	FTA	PCT	OFF	DEF	REB	AST	PF	DQ	STL	BLK	PTS	AVG
77-78	2	10	1	3	.333	0	0	---	1	2	3	1	4	0	0	0	2	1.0

WAYNE COOPER

Height: 6-10 Weight: 220 New Orleans '78 Born Nov. 16, 1956
 Acquired: By trade from Portland on Jun. 7, 1984 Departed: Contract expired at end of '88-89 season

YEAR	GP	MIN	FGM	FGA	PCT	FTM	FTA	PCT	OFF	DEF	REB	AST	PF	DQ	STL	BLK	PTS	AVG
84-85	80	2031	404	856	.472	161	235	.685	229	402	631	86	304	2	28	197	969	12.1
85-86	78	2112	422	906	.466	174	219	.795	190	420	610	81	315	6	42	227	1021	13.1
86-87	69	1561	235	524	.448	79	109	.725	162	311	473	68	257	5	13	101	549	8.0
87-88	45	865	118	270	.437	50	67	.746	98	172	270	30	145	3	12	94	286	6.4
88-89	79	1864	220	444	.495	79	106	.745	212	407	619	78	302	7	36	211	520	6.6
TOTALS	351	8433	1399	3000	.466	543	736	.738	891	1712	2603	343	1329	23	131	830	3345	9.5

Three-point field goals: '84-85, 0-2 (.000); '85-86, 3-7 (.429); '86-87, 0-3 (.000); '87-88, 0-1 (.000); '88-89, 1-4 (.250). Totals: 4-17 (.235).

PLAYOFFS	GP	MIN	FGM	FGA	PCT	FTM	FTA	PCT	OFF	DEF	REB	AST	PF	DQ	STL	BLK	PTS	AVG
1985	15	321	67	143	.469	30	40	.750	34	59	93	20	52	0	8	36	164	10.9
1986	8	154	24	56	.429	15	22	.682	11	29	40	7	31	2	2	5	63	7.9
1987	3	41	5	12	.417	2	2	1.000	6	11	17	2	9	0	0	1	12	4.0
1988	9	96	8	23	.348	2	2	1.000	16	17	33	6	19	0	3	8	18	2.0
1989	3	44	6	12	.500	0	0	---	4	9	13	2	10	0	1	2	12	4.0
TOTALS	40	656	110	246	.447	49	66	.742	71	125	196	37	121	2	14	52	269	6.7

Three-point field goals: 1986, 0-1 (.000).

NUGGETS HISTORY

ALL-TIME ROSTER



GEOFF CROMPTON

Height: 6-11 Weight: 280 North Carolina '78 Born Jul. 4, 1955
 Acquired: By trade from Kansas City on Jul. 8, 1978 Departed: Waived on Apr. 11, 1979

YEAR	GP	MIN	FGM	FGA	PCT	FTM	FTA	PCT	OFF	DEF	REB	AST	PF	DD	STL	BLK	PTS	AVG
78-79	20	88	10	26	.385	6	12	.500	6	17	23	5	19	0	0	3	26	1.3

JOHN CROTTY

Height: 6-2 Weight: 194 Virginia '91 Born Jul. 15, 1969
 Acquired: Signed as a free agent on Dec. 22, 2002 Departed: Waived on Jan. 6, 2003
 Re-Acquired: Signed a 10-day contract on Jan. 8, 2003 Departed: 10-day contract terminated on Jan. 27, 2003

YEAR	GP	MIN	FGM	FGA	PCT	FTM	FTA	PCT	OFF	DEF	REB	AST	PF	DD	STL	BLK	PTS	AVG
02-03	12	180	14	41	.341	9	15	.600	1	14	15	29	16	0	3	0	41	3.4

Three-point field goals: 4-13 (.308)

RASTKO CVETKOVIC

Height: 7-1 Weight: 260 Yugoslavia Born Jun. 22, 1970
 Acquired: Signed as a free agent on Sept. 29, 1995 Departed: Contract expired at end of '95-96 season

YEAR	GP	MIN	FGM	FGA	PCT	FTM	FTA	PCT	OFF	DEF	REB	AST	PF	DD	STL	BLK	PTS	AVG
95-96	14	48	5	16	.313	0	4	.000	4	7	11	3	11	0	2	1	10	0.7

Three-point field goals: 0-1 (.000)

TERRY DAVIS

Height: 6-10 Weight: 270 Virginia Union '89 Born Jun. 17, 1967
 Acquired: Signed as a free agent on Sept. 26, 2000 Departed: Contract expired at end of '00-01 season

YEAR	GP	MIN	FGM	FGA	PCT	FTM	FTA	PCT	OFF	DEF	REB	AST	PF	DD	STL	BLK	PTS	AVG
00-01	19	228	12	25	.480	9	22	.409	24	29	53	7	34	0	1	1	33	1.7

Three-point field goals: 0-0.

WALTER DAVIS

Height: 6-6 Weight: 207 North Carolina '77 Born Sept. 9, 1954
 Acquired: Signed as a free agent on Jul. 6, 1988 Departed: Traded to Portland on Jan. 23, 1991
 Re-Acquired: Signed as a free agent on Nov. 2, 1991 Departed: Contract expired at end of '91-92 season

YEAR	GP	MIN	FGM	FGA	PCT	FTM	FTA	PCT	OFF	DEF	REB	AST	PF	DD	STL	BLK	PTS	AVG
88-89	81	1857	536	1076	.498	175	199	.879	41	110	151	190	187	1	72	5	1267	15.6
89-90	69	1635	497	1033	.481	207	227	.912	46	133	179	155	160	1	59	9	1207	17.5
90-91	39	1044	316	687	.474	86	94	.915	52	71	123	84	108	2	62	3	728	18.7
91-92	46	741	185	403	.459	82	94	.872	20	50	70	68	69	0	29	1	457	9.9
TOTALS	235	5277	1534	3179	.483	550	614	.896	159	364	523	497	524	4	222	18	3659	15.6

Three-point field goals: '88-89, 20-69 (.290); '89-90, 6-46 (.130); '90-91, 10-33 (.303); '91-92, 5-16 (.313). Totals: 41-164 (.250)

PLAYOFFS	GP	MIN	FGM	FGA	PCT	FTM	FTA	PCT	OFF	DEF	REB	AST	PF	DD	STL	BLK	PTS	AVG
1989	3	94	31	60	.517	15	15	1.000	2	3	5	4	11	0	3	0	77	25.7
1990	3	70	18	45	.400	6	6	1.000	4	5	9	6	4	0	1	0	42	14.0
TOTALS	6	164	49	105	.466	21	21	1.000	6	8	14	10	15	0	4	0	119	19.8

Three-point field goals: 1989, 0-4 (.000); 1990, 0-1 (.000). Totals: 0-5 (.000)

BISON DELE (FORMERLY BRIAN WILLIAMS)

Height: 6-11 Weight: 260 Arizona '92 Born Apr. 6, 1969
 Acquired: By trade from Orlando on Aug. 19, 1993 Departed: Traded to L.A. Clippers on Sept. 19, 1995

YEAR	GP	MIN	FGM	FGA	PCT	FTM	FTA	PCT	OFF	DEF	REB	AST	PF	DD	STL	BLK	PTS	AVG
93-94	80	1507	251	464	.541	137	211	.649	138	308	446	50	221	3	49	87	639	8.0
94-95	63	1261	196	333	.589	106	162	.654	98	200	298	53	210	7	38	43	498	7.9
TOTALS	143	2768	447	797	.561	242	373	.649	236	508	744	103	431	10	87	130	1137	8.0

Three-point field goals: '93-94, 0-3 (.000).

PLAYOFFS	GP	MIN	FGM	FGA	PCT	FTM	FTA	PCT	OFF	DEF	REB	AST	PF	DD	STL	BLK	PTS	AVG
1994	12	289	42	76	.553	27	41	.659	33	56	89	11	36	0	4	11	111	9.3
1995	3	44	10	18	.556	4	4	1.000	5	13	18	2	15	1	0	1	24	8.0
TOTALS	15	333	52	94	.553	31	45	.689	38	69	107	13	51	1	4	12	135	9.0

Three-point field goals: 0-0.

KENNY DENNARD

Height: 6-8 Weight: 220 Duke '81 Born Oct. 18, 1958
 Acquired: By trade from Kansas City on Sept. 26, 1983 Departed: Waived on Feb. 25, 1984

YEAR	GP	MIN	FGM	FGA	PCT	FTM	FTA	PCT	OFF	DEF	REB	AST	PF	DD	STL	BLK	PTS	AVG
83-84	43	413	36	99	.364	15	24	.625	37	64	101	45	83	0	23	8	90	2.1

Three-point field goals: 3-10 (.300)



ALL-TIME ROSTER

YAKHOUBA DIAWARA

Height: 6-7 Weight: 225 Pepperdine '05 Born Aug. 29, 1982

Acquired: Signed as a free agent on Aug. 26, 2006 Departed: Contract expired at end of '07-08 season

YEAR	GP	MIN	FGM	FGA	PCT	FTM	FTA	PCT	OFF	DEF	REB	AST	PF	DQ	STL	BLK	PTS	AVG
06-07	64	1177	100	292	.342	35	53	.660	27	83	110	55	132	0	30	7	284	4.4
07-08	54	542	55	134	.410	22	31	.710	23	39	62	37	61	1	8	3	153	2.8
TOTALS	118	1719	155	426	.364	57	84	.679	50	122	172	92	193	1	38	10	437	3.7

Three-point field goals: '06-07, 49-170 (.288); '07-08, 21-66 (.318). Totals: 70-236 (.297).

PLAYOFFS	GP	MIN	FGM	FGA	PCT	FTM	FTA	PCT	OFF	DEF	REB	AST	PF	DQ	STL	BLK	PTS	AVG
2007	1	1	0	0	---	0	0	---	0	0	0	0	0	0	0	0	0	0.0
2008	3	8	2	5	.400	0	0	---	0	1	1	0	0	0	0	0	4	1.3
TOTALS	4	9	2	5	.400	0	0	---	0	1	1	0	0	0	0	0	4	1.0

Three-point field goals: 2008, 0-2 (.000)

MICHAEL DOLEAC

Height: 6-11 Weight: 262 Utah '98 Born Jun. 15, 1977

Acquired: Claimed off waivers on Feb. 20, 2004 Departed: Contract expired at end of '03-04 season

YEAR	GP	MIN	FGM	FGA	PCT	FTM	FTA	PCT	OFF	DEF	REB	AST	PF	DQ	STL	BLK	PTS	AVG
03-04	26	344	40	97	.412	14	16	.875	28	48	76	14	58	0	6	6	94	3.6

Three-point field goals: 0-0.

PLAYOFFS	GP	MIN	FGM	FGA	PCT	FTM	FTA	PCT	OFF	DEF	REB	AST	PF	DQ	STL	BLK	PTS	AVG
2004	5	49	5	10	.500	0	0	---	2	5	7	3	8	0	0	0	10	2.0

Three-point field goals: 0-0.

JACKY DORSEY

Height: 6-7 Weight: 230 Georgia '78 Born Dec. 18, 1954

Acquired: Signed as a free agent on Jun. 24, 1977 Departed: Waived on Nov. 14, 1977

YEAR	GP	MIN	FGM	FGA	PCT	FTM	FTA	PCT	OFF	DEF	REB	AST	PF	DQ	STL	BLK	PTS	AVG
77-78	7	37	3	12	.250	3	5	.600	5	15	20	2	9	0	2	2	9	1.3

T.R. DUNN

Height: 6-4 Weight: 192 Alabama '77 Born Feb. 1, 1955

Acquired: By trade from Portland on Aug. 15, 1980 Departed: Waived on Dec. 24, 1990

YEAR	GP	MIN	FGM	FGA	PCT	FTM	FTA	PCT	OFF	DEF	REB	AST	PF	DQ	STL	BLK	PTS	AVG
80-81	82	1427	146	345	.421	79	121	.653	133	168	301	81	141	0	66	29	371	4.5
81-82	82	2519	258	504	.512	153	215	.712	211	384	559	188	210	1	135	36	669	8.2
82-83	82	2640	254	527	.482	119	163	.730	231	384	615	189	218	2	147	25	627	7.6
83-84	80	2705	174	370	.470	106	145	.731	195	379	574	228	233	5	173	32	454	5.7
84-85	81	2290	175	358	.489	84	116	.724	169	216	385	153	213	3	140	14	434	5.4
85-86	82	2401	172	379	.454	68	88	.773	143	234	377	171	228	1	155	16	412	5.0
86-87	81	1932	118	276	.428	36	55	.655	91	174	265	147	160	0	100	21	272	3.4
87-88	82	1534	70	156	.449	40	52	.769	110	130	240	87	152	0	101	11	180	2.2
88-90	65	657	44	97	.454	26	39	.667	56	82	138	43	67	1	41	4	114	1.8
90-91	17	217	21	47	.447	9	10	.900	20	22	42	24	30	0	12	1	52	3.1
TOTALS	734	18322	1432	3068	.467	720	1044	.689	1359	2137	3496	1311	1652	13	1070	189	3585	4.8

Three-point field goals: '80-81, 0-2 (.000); '81-82, 0-1 (.000); '82-83, 0-1 (.000); '83-84, 0-1 (.000); '84-85, 0-2 (.000); '85-86, 0-1 (.000); '86-87, 0-2 (.000); '87-88, 0-1 (.000); '89-90, 0-2 (.000); '90-91, 1-4 (.250). Totals: 1-17 (.059)

PLAYOFFS	GP	MIN	FGM	FGA	PCT	FTM	FTA	PCT	OFF	DEF	REB	AST	PF	DQ	STL	BLK	PTS	AVG
1982	3	81	6	13	.462	7	8	.875	10	8	18	10	11	0	8	1	19	6.3
1983	8	300	18	41	.439	5	8	.625	27	51	78	20	21	0	12	3	41	5.1
1984	5	178	14	25	.560	5	7	.714	20	19	39	8	19	0	10	4	33	6.6
1985	15	371	27	65	.415	14	19	.737	27	33	60	34	45	0	24	3	68	4.5
1986	10	276	20	46	.435	9	14	.643	22	31	53	13	34	1	16	0	49	4.9
1987	3	22	1	4	.250	0	0	.000	1	2	3	2	3	0	1	1	2	0.7
1988	11	185	11	20	.550	4	8	.500	11	18	29	3	20	0	8	0	26	2.4
1990	3	31	0	0	---	0	0	---	1	6	7	2	3	0	4	1	0	0.0
TOTALS	58	1444	97	214	.453	44	64	.688	119	168	287	92	156	1	83	13	238	4.1

Three-point field goals: 0-0.

KEITH EDMONSON

Height: 6-5 Weight: 205 Purdue '82 Born Sept. 28, 1960

Acquired: By trade from San Antonio on Jan. 21, 1984 Departed: Contract expired at end of '83-84 season

YEAR	GP	MIN	FGM	FGA	PCT	FTM	FTA	PCT	OFF	DEF	REB	AST	PF	DQ	STL	BLK	PTS	AVG
83-84	15	101	23	47	.489	18	25	.720	6	12	18	7	16	0	4	1	64	4.2

Three-point field goals: 0-0.

HOWARD EISLEY

Height: 6-2 Weight: 180 Boston College '94 Born Dec. 4, 1972

Acquired: Signed for the remainder of the season on Mar. 23, 2006 Departed: Traded to Chicago on Jul. 19, 2006

YEAR	GP	MIN	FGM	FGA	PCT	FTM	FTA	PCT	OFF	DEF	REB	AST	PF	DQ	STL	BLK	PTS	AVG
05-06	19	282	30	86	.349	20	24	.833	2	17	19	44	23	0	8	2	92	4.8

Three-point field goals: 12-38 (.316).

NUGGETS HISTORY

ALL-TIME ROSTER



DALE ELLIS

Height: 6-7 Weight: 215 Tennessee '83 Born Aug. 6, 1960
 Acquired: Signed as a free agent on Oct. 4, 1994 Departed: Contract expired at end of '96-'97 season

YEAR	GP	MIN	FGM	FGA	PCT	FTM	FTA	PCT	OFF	DEF	REB	AST	PF	DQ	STL	BLK	PTS	AVG
94-95	81	1996	351	774	.453	110	127	.866	56	166	222	57	142	0	37	9	918	11.3
95-96	81	2626	459	959	.479	136	179	.760	88	227	315	139	191	1	57	7	1204	14.9
96-97	82	2940	477	1151	.414	215	263	.817	99	194	293	165	178	0	60	7	1361	16.6
TOTALS	244	7562	1287	2884	.446	461	569	.810	243	587	830	361	511	1	154	23	3483	14.3

Three-point field goals: '94-95, 106-263 (.403), '95-96, 150-364 (.412), '96-97, 192-528 (.364). Totals: 448-1155 (.388).

PLAYOFFS	GP	MIN	FGM	FGA	PCT	FTM	FTA	PCT	OFF	DEF	REB	AST	PF	DQ	STL	BLK	PTS	AVG
1995	3	73	10	28	.357	12	13	.923	6	8	14	3	6	0	2	1	36	12.0

Three-point field goals: 1995, 4-13 (.308).

HAROLD ELLIS

Height: 6-5 Weight: 200 Morehouse '92 Born Oct. 7, 1970
 Acquired: Signed out of the CBA on Dec. 14, 1997 Departed: Contract expired at the end of the '97-'98 season

YEAR	GP	MIN	FGM	FGA	PCT	FTM	FTA	PCT	OFF	DEF	REB	AST	PF	DQ	STL	BLK	PTS	AVG
97-98	27	344	62	111	.559	40	63	.635	27	23	50	18	53	0	19	4	164	6.1

Three-point field goals: 0-4 (.000).

LAPHONSO ELLIS

Height: 6-8 Weight: 240 Notre Dame '92 Born May 5, 1970
 Acquired: Drafted, No. 5 overall, in 1992 Departed: Contract expired at the end of the '97-'98 season

YEAR	GP	MIN	FGM	FGA	PCT	FTM	FTA	PCT	OFF	DEF	REB	AST	PF	DQ	STL	BLK	PTS	AVG
92-93	82	2749	483	958	.504	237	317	.748	274	470	744	151	293	8	72	111	1205	14.7
93-94	79	2699	483	963	.502	242	359	.674	220	462	682	167	304	6	63	80	1215	15.4
94-95	6	58	9	25	.360	6	6	1.000	7	10	17	4	12	0	1	5	24	4.0
95-96	45	1269	189	432	.438	89	148	.601	93	229	322	74	163	3	36	33	471	10.5
96-97	55	2002	445	1014	.439	218	282	.773	107	279	386	131	181	7	44	41	1203	21.9
97-98	76	2575	410	1007	.407	206	256	.805	146	398	544	213	226	2	65	49	1083	14.3
TOTALS	343	11352	2019	4399	.459	998	1368	.730	847	1848	2695	740	226	2	281	319	5201	15.2

Three-point field goals: '92-93, 2-13 (.154); '93-94, 7-23 (.304); '94-95, 0-0; '95-96, 4-22 (.182); '96-97, 95-259 (.367); '97-98, 57-201 (.284). Totals: 165-513 (.322).

PLAYOFFS	GP	MIN	FGM	FGA	PCT	FTM	FTA	PCT	OFF	DEF	REB	AST	PF	DQ	STL	BLK	PTS	AVG
1994	12	436	68	142	.479	38	54	.704	27	70	97	26	46	2	9	11	177	14.8

1995 -----DNP-----INJURED LIST-----
 Three-point field goals: 3-6 (.500).

MAURICE "BO" ELLIS

Height: 6-9 Weight: 200 Marquette '77 Born Aug. 8, 1954
 Acquired: By trade from Washington on Oct. 11, 1977 Departed: Waived on Nov. 2, 1979
 Re-Acquired: Signed as a free agent on Nov. 24, 1979 Departed: Contract expired at the end of the '79-'80 season

YEAR	GP	MIN	FGM	FGA	PCT	FTM	FTA	PCT	OFF	DEF	REB	AST	PF	DQ	STL	BLK	PTS	AVG
77-78	78	1213	133	320	.416	72	104	.692	114	190	304	73	208	2	49	47	338	4.3
78-79	42	269	42	92	.457	29	36	.806	17	45	62	10	45	0	10	13	113	2.7
79-80	48	502	61	136	.449	40	53	.755	51	65	116	30	67	1	10	24	164	3.4
TOTALS	168	1984	236	548	.431	141	193	.731	182	300	482	113	320	3	69	84	613	3.6

Three-point field goals: '79-80, 0-3 (.000).

PLAYOFFS	GP	MIN	FGM	FGA	PCT	FTM	FTA	PCT	OFF	DEF	REB	AST	PF	DQ	STL	BLK	PTS	AVG
1978	12	170	17	40	.425	12	15	.800	15	28	43	8	25	0	6	8	46	3.8
1979	3	24	2	6	.333	2	2	1.000	1	3	4	1	2	0	2	1	6	2.0
TOTALS	15	194	19	46	.413	14	17	.824	16	31	47	9	27	0	8	9	52	3.5

FRANCISCO ELSON

Height: 7-0 Weight: 235 California '99 Born Feb. 28, 1976
 Acquired: Drafted in the second round, No. 41 overall, in 1999 Departed: Contract expired at the end of '05-'06 season

YEAR	GP	MIN	FGM	FGA	PCT	FTM	FTA	PCT	OFF	DEF	REB	AST	PF	DQ	STL	BLK	PTS	AVG
03-04	62	875	94	199	.472	30	45	.667	65	138	203	32	145	2	35	39	218	3.5
04-05	67	939	101	216	.468	45	79	.570	61	140	201	34	129	1	34	41	248	3.7
05-06	72	1579	151	284	.532	49	74	.662	99	240	339	47	211	0	54	45	352	4.9
TOTALS	201	3393	346	699	.495	124	198	.626	225	518	743	113	485	3	123	125	818	4.1

Three-point field goals: '03-04, 0-1 (.000); '04-05, 1-3 (.333); '05-06, 1-5 (.200). Totals: 2-9 (.222).

PLAYOFFS	GP	MIN	FGM	FGA	PCT	FTM	FTA	PCT	OFF	DEF	REB	AST	PF	DQ	STL	BLK	PTS	AVG
2004	4	60	7	12	.583	1	2	.500	1	8	9	2	14	0	2	1	15	3.8
2005	1	6	0	1	.000	0	0	---	0	3	3	0	0	0	0	0	0	0.0
2006	5	75	3	5	.600	0	0	---	5	6	11	2	13	1	4	0	6	1.2
TOTALS	10	141	10	18	.556	1	2	.500	6	17	23	4	27	1	6	1	21	2.1

Three-point field goals: 0-0.



ALL-TIME ROSTER

WAYNE ENGLESTAD

Height: 6-8 Weight: 245 UC-Irvine '88 Born Dec. 6, 1963
 Acquired: Signed as a free agent on Oct. 6, 1988 Departed: Waived on Dec. 27, 1988

YEAR	GP	MIN	FGM	FGA	PCT	FTM	FTA	PCT	OFF	DEF	REB	AST	PF	DQ	STL	BLK	PTS	AVG
88-89	11	50	11	29	.379	6	10	.600	5	11	16	7	12	0	1	0	28	2.5

Three-point field goals: 0-0 (.000).

ALEX ENGLISH

Height: 6-7 Weight: 190 South Carolina '76 Born Jan. 5, 1954
 Acquired: By trade from Indiana on Feb. 1, 1980 Departed: Contract expired at the end of '89-90 season

YEAR	GP	MIN	FGM	FGA	PCT	FTM	FTA	PCT	OFF	DEF	REB	AST	PF	DQ	STL	BLK	PTS	AVG
79-80	24	875	207	427	.485	96	126	.762	102	123	225	82	78	0	28	29	512	21.3
80-81	81	3093	768	1555	.494	390	459	.850	273	373	646	290	255	2	106	100	1929	23.8
81-82	82	3015	855	1553	.551	372	443	.840	210	348	558	433	261	2	87	120	2082	25.4
82-83	82	2988	959	1857	.516	406	490	.829	263	338	601	397	235	1	116	126	2326	28.4
83-84	82	2870	907	1714	.529	352	427	.824	216	248	464	406	252	3	83	95	2167	26.4
84-85	81	3024	939	1812	.518	383	462	.829	203	255	458	344	259	1	101	46	2262	27.9
85-86	81	2924	951	1888	.504	511	583	.862	192	213	405	320	235	1	73	29	2414	29.8
86-87	82	3085	965	1920	.503	411	487	.844	146	198	344	422	216	0	73	21	2345	28.6
87-88	80	2818	843	1704	.495	314	379	.828	166	207	373	377	193	1	70	23	2000	25.0
88-89	82	2990	924	1881	.491	325	379	.858	148	178	326	383	174	0	66	12	2175	26.5
89-90	80	2211	635	1293	.491	161	183	.880	119	167	286	225	130	0	51	23	1433	17.9

TOTALS 837 29893 8953 17604 .509 3721 4428 .840 2038 2648 4686 3679 2288 11 854 624 21645 25.9
 Three-point field goals: '79-80, 2-3 (.667); '80-81, 3-5 (.600); '81-82, 0-8 (.000); '82-83, 2-12 (.167); '83-84, 1-7 (.143); '84-85, 1-5 (.200); '85-86, 1-5 (.200); '86-87, 4-15 (.267); '87-88, 0-6 (.000); '88-89, 2-8 (.250); '89-90, 2-5 (.400). Totals: 18-79 (.228).

PLAYOFFS	GP	MIN	FGM	FGA	PCT	FTM	FTA	PCT	OFF	DEF	REB	AST	PF	DQ	STL	BLK	PTS	AVG
1982	3	118	26	55	.473	6	7	.857	8	15	23	17	6	0	3	3	58	19.3
1983	7	270	67	150	.447	47	53	.887	20	24	44	42	21	0	4	7	181	25.9
1984	5	203	60	102	.588	25	28	.893	16	24	40	28	17	0	3	2	145	29.0
1985	14	536	163	304	.536	97	109	.890	36	56	92	63	40	1	17	4	423	30.2
1986	10	394	106	229	.463	61	71	.859	18	17	35	52	29	0	4	4	273	27.3
1987	3	76	25	49	.510	6	7	.857	10	4	14	10	9	0	0	0	56	18.7
1988	11	438	116	255	.455	35	43	.814	31	28	59	48	34	0	7	3	267	24.3
1989	3	108	32	62	.516	14	16	.875	8	5	13	11	6	0	1	0	78	26.0
1990	3	76	25	44	.568	9	11	.818	3	6	9	9	6	0	2	1	59	19.7

TOTALS 59 2219 620 1250 .496 300 345 .870 150 179 329 280 168 2 41 24 1540 26.1
 Three-point field goals: 1983, 0-2 (.000); 1984, 0-1 (.000); 1986, 0-1 (.000); 1988, 0-3 (.000). Totals: 0-8 (.000).

MIKE EVANS

Height: 6-1 Weight: 170 Kansas State '78 Born Apr. 19, 1955
 Acquired: Drafted, No. 21 overall, in 1978 Departed: Traded to Kansas City on Jun. 26, 1978
 Re-Acquired: Signed out of the CBA on Jan. 12, 1983 Departed: Contract expired at end of 87-88 season

YEAR	GP	MIN	FGM	FGA	PCT	FTM	FTA	PCT	OFF	DEF	REB	AST	PF	DQ	STL	BLK	PTS	AVG
82-83	42	695	115	243	.473	33	41	.805	4	54	58	113	94	3	23	3	263	6.3
83-84	78	1687	243	564	.431	111	131	.847	23	115	138	288	175	2	61	4	629	8.1
84-85	81	1437	323	661	.489	113	131	.863	26	93	119	231	174	2	65	12	816	10.1
85-86	81	1389	304	715	.425	126	149	.846	30	71	101	177	159	1	61	1	773	9.5
86-87	81	1567	334	729	.458	96	126	.780	36	92	128	185	149	1	79	12	817	10.1
87-88	56	656	139	307	.453	30	37	.811	9	39	48	81	78	0	34	6	344	6.1

TOTALS 419 7431 1458 3219 .452 509 612 .831 128 464 592 1075 829 9 323 38 3642 9.1
 Three-point field goals: '82-83, 0-9 (.000); '83-84, 32-49 (.653); '84-85, 57-157 (.363); '85-86, 39-176 (.222); '86-87, 53-169 (.314); '87-88, 36-91 (.396). Totals: 217-691 (.314).

PLAYOFFS	GP	MIN	FGM	FGA	PCT	FTM	FTA	PCT	OFF	DEF	REB	AST	PF	DQ	STL	BLK	PTS	AVG
1983	8	183	36	74	.486	11	17	.647	2	17	19	38	20	0	5	0	86	10.8
1984	5	77	9	28	.321	4	4	1.000	1	2	3	12	13	0	0	0	23	4.6
1985	15	281	62	143	.434	14	17	.824	3	29	32	46	39	0	13	3	155	10.3
1986	10	204	30	82	.366	25	30	.833	6	14	20	25	19	0	10	3	92	9.2
1987	3	57	7	19	.368	2	2	1.000	2	5	7	8	6	0	3	0	18	6.0
1988	11	219	45	114	.395	14	15	.933	6	16	22	23	19	0	12	0	116	10.5

TOTALS 52 1021 189 460 .411 70 85 .824 20 83 103 152 116 0 43 6 490 9.4
 Three-point field goals: 1983, 3-10 (.300); 1984, 1-8 (.125); 1985, 17-51 (.333); 1986, 7-29 (.241); 1987, 2-7 (.286); 1988, 12-44 (.273). Totals: 42-149 (.282).

REGGIE EVANS

Height: 6-8 Weight: 245 Iowa '02 Born May 18, 1980
 Acquired: By trade from Seattle on Feb. 23, 2006 Departed: Traded to Philadelphia on Sept. 10, 2007

YEAR	GP	MIN	FGM	FGA	PCT	FTM	FTA	PCT	OFF	DEF	REB	AST	PF	DQ	STL	BLK	PTS	AVG
05-06	26	605	43	95	.453	49	97	.505	57	169	226	15	71	0	16	5	135	5.2
06-07	66	1127	117	215	.544	91	183	.497	156	304	460	45	144	0	42	16	325	4.9

TOTALS 92 1732 160 310 .516 140 280 .500 213 473 686 60 215 0 58 21 460 5.0

PLAYOFFS	GP	MIN	FGM	FGA	PCT	FTM	FTA	PCT	OFF	DEF	REB	AST	PF	DQ	STL	BLK	PTS	AVG
2006	5	69	3	7	.429	13	18	.722	8	15	23	0	11	0	2	1	19	4.6

Three-point field goals: 0-2 (.000).

NUGGETS HISTORY

ALL-TIME ROSTER



JOHN FAIRCHILD

Height: 6-8 Weight: 205 Brigham Young '65 Born Apr. 28, 1943

YEAR	GP	MIN	FGM	FGA	PCT	FTM	FTA	PCT	OFF	DEF	REB	AST	PF	DQ	STL	BLK	PTS	AVG
68-69	11	135	12	34	.353	16	24	.667	7	11	18	9	8	1	-	-	65	3.8
Three-point field goals: 0-0.																		

JIM FARMER

Height: 6-4 Weight: 203 Alabama '87 Born Sept. 23, 1964

Acquired: Signed for the remainder of the season on Mar. 17, 1991

Departed: Contract expired at end of '90-91 season

Re-Acquired: Signed the first of consecutive 10-day contracts Feb. 15, 1994

Departed: Released on Mar. 7, 1994

YEAR	GP	MIN	FGM	FGA	PCT	FTM	FTA	PCT	OFF	DEF	REB	AST	PF	DQ	STL	BLK	PTS	AVG
90-91	25	443	99	216	.458	46	63	.730	27	36	63	38	58	0	13	2	249	10.0
93-94	4	29	2	6	.333	0	0	---	0	2	2	4	3	0	0	0	4	1.0
TOTALS	29	472	101	222	.455	46	63	.730	27	38	65	42	61	0	13	2	253	8.7
Three-point field goals: '90-91: 5-22 (.227), '93-94: 0-2 (.000), Totals: 5-24 (.208).																		

MATT FISH

Height: 6-11 Weight: 235 North Carolina-Wilmington '92 Born Nov. 18, 1969

Acquired: Signed for the remainder of the season on Mar. 27, 1996

Departed: Contract expired at end of the '95-96 season

YEAR	GP	MIN	FGM	FGA	PCT	FTM	FTA	PCT	OFF	DEF	REB	AST	PF	DQ	STL	BLK	PTS	AVG
95-96	16	117	15	26	.577	10	18	.556	7	11	18	7	16	0	3	6	40	2.5
Three-point field goals: 0-0.																		

LUIS FLORES

Height: 6-2 Weight: 195 Manhattan '04 Born Apr. 11, 1981

Acquired: By trade from Golden State on Feb. 24, 2005

Departed: Waived on Aug. 30, 2005

YEAR	GP	MIN	FGM	FGA	PCT	FTM	FTA	PCT	OFF	DEF	REB	AST	PF	DQ	STL	BLK	PTS	AVG
04-05	1	4	1	2	.500	0	0	---	1	0	1	0	0	0	0	0	3	3.0
Three-point field goals: 1-1 (1.000).																		

DANNY FORTSON

Height: 6-7 Weight: 260 Cincinnati '98 Born Mar. 27, 1976

Acquired: By trade from Milwaukee on Jun. 25, 1997

Departed: Traded to Boston on Aug. 3, 1999

YEAR	GP	MIN	FGM	FGA	PCT	FTM	FTA	PCT	OFF	DEF	REB	AST	PF	DQ	STL	BLK	PTS	AVG
97-98	80	1811	276	611	.452	263	339	.776	182	266	448	76	314	7	44	30	816	10.2
98-99	50	1417	191	386	.495	168	231	.727	210	371	581	32	212	9	31	22	550	11.0
TOTALS	130	3228	467	997	.468	431	570	.756	392	637	1029	108	526	16	75	52	1366	10.5
Three point field goals: '97-98, 1-3 (.333); '98-99, 0-3 (.000). Totals: 1-6 (.167).																		

JIMMY FOSTER

Height: 6-1 Weight: 175 Connecticut '74 Born Dec. 16, 1951

Acquired: By trade St. Louis on Aug. 22, 1975

Departed: Waived on Oct. 5, 1976

YEAR	GP	MIN	FGM	FGA	PCT	FTM	FTA	PCT	OFF	DEF	REB	AST	PF	DQ	STL	BLK	PTS	AVG
75-76	48	352	54	145	.372	39	64	.609	19	23	42	47	78	-	19	4	148	3.1
Three-point field goals: 1-8 (.125)																		
PLAYOFFS	GP	MIN	FGM	FGA	PCT	FTM	FTA	PCT	OFF	DEF	REB	AST	PF	DQ	STL	BLK	PTS	AVG
1976	2	13	5	8	.625	3	7	.429	1	1	2	1	4	x	1	0	13	6.5
Three-point field goals: 0-0.																		

COREY GAINES

Height: 6-4 Weight: 195 Loyola Marymount '88 Born June 1, 1965

Acquired: Signed as a free agent on Aug. 22, 1990

Departed: Waived on Nov. 21, 1990

YEAR	GP	MIN	FGM	FGA	PCT	FTM	FTA	PCT	OFF	DEF	REB	AST	PF	DQ	STL	BLK	PTS	AVG
90-91	10	226	28	70	.400	22	26	.846	4	10	149	91	25	0	10	2	83	8.3
Three-point field goals: 0-0.																		

CHUCK GARDNER

Height: 6-8 Weight: 205 Colorado '66 Born Sept. 30, 1944

YEAR	GP	MIN	FGM	FGA	PCT	FTM	FTA	PCT	OFF	DEF	REB	AST	PF	DQ	STL	BLK	PTS	AVG
67-68	42	487	71	175	.406	55	79	.696	-	-	136	13	74	1	-	-	197	4.7
Three-point field goals: 0-4 (.000).																		



ALL-TIME ROSTER

GARY GARLAND

Height: 6-4 Weight: 180 DePaul '79 Born Oct. 12, 1957
Acquired: Drafted in the second round, No. 30 overall, in 1979 Departed: Waived on Sept. 19, 1980

YEAR	GP	MIN	FGM	FGA	PCT	FTM	FTA	PCT	OFF	DEF	REB	AST	PF	DQ	STL	BLK	PTS	AVG
79-80	78	1106	155	356	.435	18	26	.692	50	88	138	145	80	1	54	4	334	4.3

Three-point field goals: 6-19 (.316).

WINSTON GARLAND

Height: 6-2 Weight: 175 Southwest Missouri State '87 Born Dec. 19, 1964
Acquired: By trade from L.A. Clippers on Jun. 26, 1992 Departed: Contract expired at end of '91-92 season

YEAR	GP	MIN	FGM	FGA	PCT	FTM	FTA	PCT	OFF	DEF	REB	AST	PF	DQ	STL	BLK	PTS	AVG
91-92	78	2209	333	750	.444	171	199	.859	67	123	190	411	206	1	98	22	846	10.8

Three-point field goals: 9-28 (.321).

DEAN GARRETT

Height: 6-11 Weight: 250 Indiana '88 Born Nov. 27, 1966
Acquired: Signed as a free agent on Sept. 5, 1997 Departed: Traded to Minnesota on Jan. 21, 1999

YEAR	GP	MIN	FGM	FGA	PCT	FTM	FTA	PCT	OFF	DEF	REB	AST	PF	DQ	STL	BLK	PTS	AVG
97-98	82	2632	242	565	.428	114	176	.648	227	417	644	90	197	0	57	133	598	7.3

Three-point field goals: 0-0.

KIWANE GARRIS

Height: 6-2 Weight: 183 Illinois '97 Born Sept. 24, 1974
Acquired: Signed out of the CBA on Nov. 24, 1997 Departed: Waived on Mar. 13, 1998

YEAR	GP	MIN	FGM	FGA	PCT	FTM	FTA	PCT	OFF	DEF	REB	AST	PF	DQ	STL	BLK	PTS	AVG
97-98	28	225	22	65	.338	19	25	.760	3	16	19	28	22	0	7	1	68	2.4

Three-point field goals: 5-14 (.357).

CHRIS GATLING

Height: 6-10 Weight: 230 Old Dominion '91 Born Sept. 3, 1967
Acquired: By trade from Orlando on Feb. 1, 2000 Departed: Traded to Miami on Jun. 27, 2000

YEAR	GP	MIN	FGM	FGA	PCT	FTM	FTA	PCT	OFF	DEF	REB	AST	PF	DQ	STL	BLK	PTS	AVG
99-00	40	770	155	340	.456	95	128	.742	63	142	205	31	104	2	34	13	416	10.4

Three-point field goals: 11-47 (.234).

GUS GERARD

Height: 6-8 Weight: 200 Virginia '74 Born Jul. 27, 1953
Acquired: By trade from St. Louis on Dec. 18, 1975 Departed: Traded to Buffalo on Dec. 17, 1976

YEAR	GP	MIN	FGM	FGA	PCT	FTM	FTA	PCT	OFF	DEF	REB	AST	PF	DQ	STL	BLK	PTS	AVG
75-76	60	1185	240	553	.434	111	158	.703	94	207	301	122	169	x	51	54	594	9.9
76-77	24	456	101	210	.481	38	56	.679	38	62	100	49	73	1	21	30	240	10.0
TOTALS	84	1641	341	763	.447	149	214	.696	132	269	401	171	242	1	72	84	834	9.9

Three point field goals: '75-76, 3-7 (.429).

PLAYOFFS	GP	MIN	FGM	FGA	PCT	FTM	FTA	PCT	OFF	DEF	REB	AST	PF	DQ	STL	BLK	PTS	AVG
1976	13	142	22	63	.349	16	24	.667	13	20	33	12	26	0	8	7	60	4.6

Three-point field goals: 0-1 (.000).

ANTHONY GOLDWIRE

Height: 6-2 Weight: 182 Houston '94 Born Sept. 6, 1971
Acquired: By trade from Charlotte on Feb. 20, 1996 Departed: Contract expired at end of '97-98 season
Re-Acquired: Signed for the remainder of the season on Feb. 18, 2001 Departed: Contract expired at end of '00-01 season

YEAR	GP	MIN	FGM	FGA	PCT	FTM	FTA	PCT	OFF	DEF	REB	AST	PF	DQ	STL	BLK	PTS	AVG
96-97	27	612	69	176	.392	31	38	.816	9	37	46	125	46	0	14	1	197	7.3
97-98	82	2212	269	636	.423	150	186	.806	40	107	147	277	149	0	86	7	751	9.2
00-01	20	201	30	80	.375	13	17	.765	1	11	12	34	13	0	9	0	82	4.4
TOTALS	129	3025	368	892	.413	194	241	.805	50	155	205	436	208	0	109	8	1030	8.0

Three-point field goals: '96-97, 28-71 (.394); '97-98, 63-164 (.384); '00-01, 9-34 (.265); Totals: 100-269 (.372).

GLEN GONDREZICK

Height: 6-6 Weight: 218 UNLV '77 Born Aug. 30, 1955
Acquired: Signed as a free agent on Nov. 26, 1979 Departed: Contract expired at end of '82-83 season

YEAR	GP	MIN	FGM	FGA	PCT	FTM	FTA	PCT	OFF	DEF	REB	AST	PF	DQ	STL	BLK	PTS	AVG
79-80	59	1020	148	286	.517	92	121	.760	107	152	259	81	119	0	68	16	390	6.6
80-81	73	1077	155	329	.471	112	137	.818	136	171	307	83	185	2	91	20	422	5.8
81-82	80	1699	250	495	.505	160	217	.737	140	283	423	152	229	0	92	36	660	8.3
82-83	76	1130	134	294	.456	82	114	.719	108	193	301	100	161	0	80	9	350	4.6
TOTALS	288	4926	687	1404	.489	446	589	.757	491	799	1290	416	694	2	331	81	1822	6.3

Three-point field goals: '79-80, 2-6 (.333); '80-81, 0-2 (.000); '81-82, 0-3 (.000); '82-83, 0-3 (.000). Totals: 2-14 (.143).

NUGGETS HISTORY

ALL-TIME ROSTER



GLEN GONDREZICK (CONT.)

PLAYOFFS	GP	MIN	FGM	FGA	PCT	FTM	FTA	PCT	OFF	DEF	REB	AST	PF	DD	STL	BLK	PTS	AVG
1982	3	51	8	20	.400	2	3	.667	3	5	8	9	8	0	2	1	18	6.0
1983	6	66	7	19	.368	1	2	.500	12	8	20	4	7	0	0	1	15	2.5
TOTALS	9	117	15	37	.405	3	5	.600	15	13	28	16	15	0	2	2	33	3.7

Three-point field goals: 1982, 0-1 (.000).

JOEY GRAHAM

Height: 6-7 Weight: 225 Oklahoma State '05 Born June 11, 1982

Acquired: Signed as a free agent on Sept. 26, 2009 Departed: Contract expired at end of '09-10 season

YEAR	GP	MIN	FGM	FGA	PCT	FTM	FTA	PCT	OFF	DEF	REB	AST	PF	DD	STL	BLK	PTS	AVG
09-10	63	759	105	202	.520	54	73	.740	39	84	123	22	104	0	23	7	266	4.2

Three-point field goals: 2-13 (.154).

PLAYOFFS	GP	MIN	FGM	FGA	PCT	FTM	FTA	PCT	OFF	DEF	REB	AST	PF	DD	STL	BLK	PTS	AVG
2010	4	29	10	17	.588	3	5	.600	4	6	10	0	6	1	2	1	24	6.0

Three-point field goals: 1-3 (.333).

GREG GRANT

Height: 5-7 Weight: 140 Trenton State (NJ) '89 Born Aug. 29, 1966

Acquired: Signed the first of consecutive 10-day contracts on Mar. 14, 1995

Re-Acquired: Signed for the remainder of the season on Mar. 29, 1996

Departed: Contract expired at end of '94-95 season

Departed: Contract expired at end of '95-96 season

YEAR	GP	MIN	FGM	FGA	PCT	FTM	FTA	PCT	OFF	DEF	REB	AST	PF	DD	STL	BLK	PTS	AVG
94-95	14	151	10	33	.303	9	12	.750	2	7	9	43	20	1	6	2	31	2.2
95-96	10	109	6	23	.261	0	0	----	3	4	7	14	7	0	2	0	14	1.4
TOTALS	24	260	16	56	.286	9	12	.750	5	11	16	57	27	1	8	2	45	1.9

Three-point field goals: '94-95, 2-7 (.286); '95-96, 2-6 (.333). Totals: 4-13 (.308).

PLAYOFFS	GP	MIN	FGM	FGA	PCT	FTM	FTA	PCT	OFF	DEF	REB	AST	PF	DD	STL	BLK	PTS	AVG
1995	3	20	0	6	.000	2	2	1.000	3	0	3	5	5	0	1	0	2	0.7

Three-point field goals: 0-1 (.000).

MIKE GREEN

Height: 6-10 Weight: 200 Louisiana Tech '73 Born Aug. 6, 1951

Acquired: Signed as a free agent on Aug. 7, 1973 Departed: Traded to Virginia on Jul. 14, 1975

YEAR	GP	MIN	FGM	FGA	PCT	FTM	FTA	PCT	OFF	DEF	REB	AST	PF	DD	STL	BLK	PTS	AVG
73-74	79	1648	367	799	.459	169	226	.748	225	359	584	64	191	x	47	126	904	11.4
74-75	81	2557	593	1095	.542	225	305	.738	282	467	749	101	271	x	85	174	1411	17.4
TOTALS	160	4205	960	1894	.507	394	531	.742	507	826	1333	165	462	x	132	300	2315	14.5

Three-point field goals: '73-74, 1-2 (.500); '74-75, 0-4 (.000). Totals: 1-6 (.166).

PLAYOFFS	GP	MIN	FGM	FGA	PCT	FTM	FTA	PCT	OFF	DEF	REB	AST	PF	DD	STL	BLK	PTS	AVG
1975	13	471	102	214	.477	53	68	.779	54	67	121	14	51	x	10	21	277	21.3

Three-point field goals: 0-1 (.000).

TAUREAN GREEN

Height: 6-1 Weight: 177 Florida '08 Born Nov. 28, 1986

Acquired: By trade from Portland on Feb. 21, 2008 Departed: Traded to New York on July 28, 2008

YEAR	GP	MIN	FGM	FGA	PCT	FTM	FTA	PCT	OFF	DEF	REB	AST	PF	DD	STL	BLK	PTS	AVG
07-08	17	74	7	25	.280	11	12	.917	0	10	10	11	5	0	2	0	27	1.6

Three-point field goals: 2-11 (.182).

DAVID GREENWOOD

Height: 6-9 Weight: 225 UCLA '79 Born May 27, 1957

Acquired: By trade from San Antonio on Jan. 26, 1989 Departed: Contract expired at end of '88-89 season

YEAR	GP	MIN	FGM	FGA	PCT	FTM	FTA	PCT	OFF	DEF	REB	AST	PF	DD	STL	BLK	PTS	AVG
88-89	29	491	62	148	.419	48	71	.676	48	116	164	41	78	3	17	28	172	5.9

Three-point field goals: 0-0.

PLAYOFFS	GP	MIN	FGM	FGA	PCT	FTM	FTA	PCT	OFF	DEF	REB	AST	PF	DD	STL	BLK	PTS	AVG
1989	3	34	2	6	.333	1	2	.500	2	9	11	1	7	0	1	1	5	1.7

Three-point field goals: 0-0.

DARVIN HAM

Height: 6-7 Weight: 220 Texas Tech '96 Born Jul. 23, 1973

Acquired: Signed as a free agent on Sept. 25, 1996 Departed: Traded to Indiana on Feb. 20, 1997

YEAR	GP	MIN	FGM	FGA	PCT	FTM	FTA	PCT	OFF	DEF	REB	AST	PF	DD	STL	BLK	PTS	AVG
96-97	35	313	32	61	.525	16	33	.485	29	27	56	14	57	3	8	8	80	2.3

Three-point field goals: 0-0.



ALL-TIME ROSTER

ZENDON HAMILTON

Height: 6-11 Weight: 250 St. John's '98 Born Apr. 27, 1975
 Acquired: Signed as a free agent on Sept. 29, 2001 Departed: Contract expired at end of '01-02 season

YEAR	GP	MIN	FGM	FGA	PCT	FTM	FTA	PCT	OFF	DEF	REB	AST	PF	DQ	STL	BLK	PTS	AVG
01-02	54	848	103	245	.420	118	181	.652	110	143	253	14	104	0	21	18	324	6.0

Three-point field goals: 0-0.

JULIAN HAMMOND

Height: 6-5 Weight: 205 Tulsa '67 Born May 27, 1943

YEAR	GP	MIN	FGM	FGA	PCT	FTM	FTA	PCT	OFF	DEF	REB	AST	PF	DQ	STL	BLK	PTS	AVG
67-68	74	1364	224	458	.489	143	209	.684	-	-	327	62	112	0	-	-	591	8.0
68-69	78	2235	329	601	.547	165	253	.652	266	334	600	124	213	3	-	-	823	10.6
69-70	69	1847	329	660	.498	169	243	.695	204	267	471	109	183	2	-	-	827	11.9
70-71	83	2082	435	834	.522	273	375	.728	238	286	524	97	189	0	-	-	1143	13.8
71-72	24	411	66	140	.471	31	50	.620	48	67	115	29	47	0	-	-	163	6.5

TOTALS 328 7939 1383 2693 .514 781 1130 .691 - - 2037 421 744 5 - - 3547 10.8

Three-point field goals: '69-70, 0-1 (.000).

PLAYOFFS	GP	MIN	FGM	FGA	PCT	FTM	FTA	PCT	OFF	DEF	REB	AST	PF	DQ	STL	BLK	PTS	AVG
1968	5	153	22	38	.579	16	24	.667	-	-	28	18	17	1	-	-	60	12.0
1969	7	191	33	64	.515	25	33	.758	29	21	50	4	26	1	-	-	91	13.0
1970	12	395	85	170	.500	22	36	.611	45	34	79	34	49	1	-	-	192	16.0

TOTALS 24 739 140 272 .515 63 93 .677 - - 157 46 92 3 - - 343 14.3

Three-point field goals: 0-0.

TOM HAMMONDS

Height: 6-9 Weight: 225 Georgia Tech '89 Born Mar. 27, 1967
 Acquired: Signed as a free agent on Feb. 4, 1993 Departed: Contract expired at end of '96-97 season

YEAR	GP	MIN	FGM	FGA	PCT	FTM	FTA	PCT	OFF	DEF	REB	AST	PF	DQ	STL	BLK	PTS	AVG
92-93	36	572	87	177	.492	33	54	.611	33	63	96	16	57	0	18	8	207	5.8
93-94	74	877	115	230	.500	71	104	.683	62	137	199	34	91	0	20	12	301	4.1
94-95	70	956	139	260	.535	132	177	.746	55	167	222	36	132	1	11	14	410	5.9
95-96	71	1045	127	268	.474	88	115	.765	85	138	223	23	137	0	23	13	342	4.8
96-97	81	1758	191	398	.480	124	172	.721	135	266	401	64	205	0	16	24	506	6.2

TOTALS 332 5208 659 1333 .494 448 622 .720 370 771 1141 173 622 1 88 71 1766 5.3

Three-point field goals: '92-93, 0-1 (.000); '93-94, 0-0; '94-95, 0-1 (.000); '95-96, 0-0; '96-97, 0-2 (.000). Totals: 0-4 (.000).

PLAYOFFS	GP	MIN	FGM	FGA	PCT	FTM	FTA	PCT	OFF	DEF	REB	AST	PF	DQ	STL	BLK	PTS	AVG
1994	8	49	2	9	.222	5	6	.833	5	8	13	2	6	0	0	0	9	1.1
1995	3	44	9	14	.643	2	6	.333	3	4	7	1	12	0	0	2	20	6.6

TOTALS 11 93 11 23 .478 7 12 .583 8 12 20 3 18 0 0 2 29 2.6

Three-point field goals: 0-0.

BILL HANZLIK

Height: 6-7 Weight: 200 Notre Dame '80 Born Dec. 6, 1957
 Acquired: By trade from Seattle on Jul. 20, 1982 Departed: Contract expired at end of '90-91 season

YEAR	GP	MIN	FGM	FGA	PCT	FTM	FTA	PCT	OFF	DEF	REB	AST	PF	DQ	STL	BLK	PTS	AVG
82-83	82	1547	187	437	.428	125	160	.781	80	156	236	268	220	0	75	15	500	6.1
83-84	80	1469	132	306	.431	167	207	.807	66	139	205	252	255	6	68	19	434	5.4
84-85	80	1673	220	522	.421	180	238	.756	88	119	207	210	291	5	84	26	621	7.8
85-86	79	1982	331	741	.447	318	405	.785	88	176	264	316	277	2	107	16	988	12.5
86-87	73	1990	307	746	.412	316	402	.786	79	177	256	280	245	3	87	28	952	13.0
87-88	77	1334	109	287	.380	129	163	.791	39	132	171	166	185	1	64	17	500	4.5
88-89	41	701	66	151	.437	68	87	.782	18	75	93	86	82	1	25	5	201	4.9
89-90	81	1605	179	396	.452	136	183	.743	67	140	207	186	249	7	78	29	500	6.2
90-91	-----DNP - INJURY-----																	

TOTALS 593 12301 1531 3586 .426 1439 1845 .779 525 1114 1639 1764 1804 25 588 155 4546 7.6

Three-point field goals: '82-83, 1-7 (.143); '83-84, 3-12 (.250); '84-85, 1-15 (.067); '85-86, 8-41 (.195); '86-87, 22-80 (.275); '87-88, 3-16 (.188); '88-89, 1-5; (200) '89-90, 6-31 (.194). Totals: 45-207 (.217).

PLAYOFFS	GP	MIN	FGM	FGA	PCT	FTM	FTA	PCT	OFF	DEF	REB	AST	PF	DQ	STL	BLK	PTS	AVG
1983	8	157	20	50	.400	14	17	.824	3	22	25	21	26	0	6	5	54	6.8
1984	5	82	11	19	.579	6	6	1.000	3	5	8	21	16	0	3	0	28	5.6
1985	15	310	45	92	.489	30	41	.732	24	22	46	33	57	2	14	6	120	8.0
1986	6	102	15	28	.536	13	16	.813	2	4	6	19	12	0	1	1	44	7.3
1987	3	76	8	25	.320	9	15	.600	0	6	6	7	6	0	4	0	25	8.3
1988	11	212	20	56	.357	18	26	.692	11	18	29	26	40	1	5	9	58	5.3
1989	3	106	14	33	.424	7	12	.583	6	14	20	9	13	0	5	2	38	12.7
1990	3	79	5	17	.294	10	10	1.000	5	5	10	11	13	1	5	2	21	7.0

TOTALS 54 1124 138 320 .431 107 143 .748 54 96 150 147 183 4 43 24 388 7.2

Three-point field goals: 1983, 0-2 (.000); 1984, 0-2 (.000); 1985, 0-1 (.000); 1986, 1-1 (1.000); 1987, 0-2 (.000); 1988, 0-8 (.000); 1989, 3-6 (.500). Totals: 5-25 (.200).

NUGGETS HISTORY

ALL-TIME ROSTER



TIM HARDAWAY

Height: 6-0 Weight: 195 Texas El-Paso '89 Born Sept. 1, 1966
 Acquired: By trade from Dallas on Feb. 21, 2002 Departed: Waived on Jun. 25, 2002

YEAR	GP	MIN	FGM	FGA	PCT	FTM	FTA	PCT	OFF	DEF	REB	AST	PF	DQ	STL	BLK	PTS	AVG
01-02	14	325	47	126	.373	12	19	.632	1	26	27	77	25	0	17	2	134	9.6

Three-point field goals: 28-75 (.373).

ADAM HARRINGTON

Height: 6-5 Weight: 200 Auburn '03 Born Jul. 5, 1980
 Acquired: Signed a 10-day contract on Mar. 23, 2003 Departed: Contract expired at end of '02-03 season

YEAR	GP	MIN	FGM	FGA	PCT	FTM	FTA	PCT	OFF	DEF	REB	AST	PF	DQ	STL	BLK	PTS	AVG
02-03	6	74	7	20	.350	1	2	.500	1	5	6	10	6	0	1	0	19	3.2

Three-point field goals: 4-11 (.364).

LORINZA "JUNIOR" HARRINGTON

Height: 6-4 Weight: 190 Wingate '02 Born Oct. 2, 1980
 Acquired: Signed as a free agent on Jul. 18, 2002 Departed: Waived on Oct. 27, 2003

YEAR	GP	MIN	FGM	FGA	PCT	FTM	FTA	PCT	OFF	DEF	REB	AST	PF	DQ	STL	BLK	PTS	AVG
02-03	82	2003	169	467	.362	73	112	.652	44	206	250	277	250	6	80	15	418	5.1

Three-point field goals: 7-28 (.250).

JASON HART

Height: 6-3 Weight: 180 Syracuse '00 Born Apr. 29, 1978
 Acquired: Signed as a free agent on Mar. 3, 2009 Departed: Contract expired at end of '08-09 season

YEAR	GP	MIN	FGM	FGA	PCT	FTM	FTA	PCT	OFF	DEF	REB	AST	PF	DQ	STL	BLK	PTS	AVG
08-09	11	36	5	10	.500	3	4	.750	1	3	4	5	4	0	0	0	13	1.2

Three-point field goals: 0-2 (.000).

PLAYOFFS	GP	MIN	FGM	FGA	PCT	FTM	FTA	PCT	OFF	DEF	REB	AST	PF	DQ	STL	BLK	PTS	AVG
2009	9	19	1	2	.500	0	0	---	0	3	3	5	5	0	2	1	2	0.2

Three-point field goals: 0-0.

DONNELL HARVEY

Height: 6-8 Weight: 220 Florida '03 Born Aug. 26, 1980
 Acquired: By trade from Dallas on Feb. 21, 2002 Departed: Contract expired at end of '02-03 season

YEAR	GP	MIN	FGM	FGA	PCT	FTM	FTA	PCT	OFF	DEF	REB	AST	PF	DQ	STL	BLK	PTS	AVG
01-02	29	679	94	191	.492	44	68	.647	68	113	181	32	88	1	17	19	232	8.0
02-03	77	1613	246	551	.446	118	176	.670	125	284	409	100	203	2	48	27	611	7.9
TOTALS	106	2292	340	742	.458	162	244	.664	193	397	590	132	291	3	65	46	843	7.8

Three-point field goals: '02-03, 1-7 (.143).

SCOTT HASTINGS

Height: 6-11 Weight: 245 Arkansas '82 Born Jun. 3, 1960
 Acquired: By trade from Detroit on Aug. 13, 1991 Departed: Contract expired at end of '92-93 season

YEAR	GP	MIN	FGM	FGA	PCT	FTM	FTA	PCT	OFF	DEF	REB	AST	PF	DQ	STL	BLK	PTS	AVG
91-92	40	421	17	50	.340	24	28	.857	30	68	98	26	56	0	10	15	58	1.5
92-93	76	670	57	112	.508	40	55	.727	44	93	137	34	115	1	12	8	156	2.1
TOTALS	116	1091	74	162	.458	64	83	.771	74	161	235	60	171	1	22	23	214	1.8

Three-point field goals: '91-92, 0-9 (.000); '92-93, 2-8 (.250). Totals: 2-17 (.117).

SPENCER HAYWOOD

Height: 6-9 Weight: 225 Detroit '67 Born Apr. 22, 1949
 Acquired: Drafted in the first round in 1970 Departed: Signed with Seattle of the NBA

YEAR	GP	MIN	FGM	FGA	PCT	FTM	FTA	PCT	OFF	DEF	REB	AST	PF	DQ	STL	BLK	PTS	AVG
69-70	84	3808	986	1987	.496	547	705	.776	533	1104	1637	190	221	1	-	-	2519	30.0

Three-point field goals: 0-11 (.000).

PLAYOFFS	GP	MIN	FGM	FGA	PCT	FTM	FTA	PCT	OFF	DEF	REB	AST	PF	DQ	STL	BLK	PTS	AVG
1970	12	568	185	362	.511	69	83	.831	79	158	237	39	31	0	-	-	440	36.7

Three-point field goals: 1-5 (.200).



ALL-TIME ROSTER

CHRIS HERREN

Height: 6-2 Weight: 197 Fresno State '99 Born Sept. 27, 1975
 Acquired: Drafted, No. 33 overall, in 1999 Departed: Traded to Boston on Oct. 16, 2000

YEAR	GP	MIN	FGM	FGA	PCT	FTM	FTA	PCT	OFF	DEF	REB	AST	PF	DQ	STL	BLK	PTS	AVG
99-00	45	597	45	124	.363	27	40	.675	12	40	52	111	74	0	15	2	141	3.1

Three-point field goals: 24-67 (.358).

CARL HERRERA

Height: 6-9 Weight: 225 Houston '91 Born Dec. 14, 1966
 Acquired: Signed as a free agent on Mar. 3, 1999 Departed: Contract expired at end of '98-99 season

YEAR	GP	MIN	FGM	FGA	PCT	FTM	FTA	PCT	OFF	DEF	REB	AST	PF	DQ	STL	BLK	PTS	AVG
98-99	24	265	27	63	.429	5	9	.556	20	34	54	1	37	0	12	7	59	2.5

Three-point field goals: 0-1 (.000).

DAN HESTER

Height: 6-8 Louisiana State '70 Weight: 220 Born Nov. 8, 1948
 Acquired: Drafted in the fifth round in 1970

YEAR	GP	MIN	FGM	FGA	PCT	FTM	FTA	PCT	OFF	DEF	REB	AST	PF	DQ	STL	BLK	PTS	AVG
70-71	35	462	79	207	.382	42	51	.824	75	123	198	30	66	1	-	-	205	5.9

Three-point field goals: 5-11 (.455).

PHIL HICKS

Height: 6-7 Weight: 205 Tulane '76 Born Jan. 31, 1953
 Acquired: Signed as a free agent on Nov. 13, 1978 Departed: Waived on Jan. 12, 1979

YEAR	GP	MIN	FGM	FGA	PCT	FTM	FTA	PCT	OFF	DEF	REB	AST	PF	DQ	STL	BLK	PTS	AVG
78-79	20	128	18	43	.419	3	5	.600	13	15	28	8	20	0	5	0	39	2.0

Three-point field goals: 5-11 (.455).

MIKE HIGGINS

Height: 6-9 Weight: 220 Northern Colorado '89 Born Feb. 17, 1967
 Acquired: Signed to the first of consecutive 10-day contracts on Dec. 29, 1989 Departed: Released on Jan. 19, 1990

YEAR	GP	MIN	FGM	FGA	PCT	FTM	FTA	PCT	OFF	DEF	REB	AST	PF	DQ	STL	BLK	PTS	AVG
89-90	5	32	3	8	.375	7	8	.875	1	2	3	2	1	0	1	0	13	2.6

Three-point field goals: 0-0.

KENNY HIGGS

Height: 6-0 Weight: 185 Louisiana State '77 Born Jan. 31, 1955
 Acquired: Signed as a free agent on Dec. 8, 1980 Departed: Contract expired at the end of the '81-82 season

YEAR	GP	MIN	FGM	FGA	PCT	FTM	FTA	PCT	OFF	DEF	REB	AST	PF	DQ	STL	BLK	PTS	AVG
80-81	72	1689	209	474	.441	140	172	.814	24	121	145	408	243	5	101	6	562	7.8
81-82	76	1696	202	468	.432	161	197	.817	23	121	144	395	263	8	72	6	569	7.5
TOTALS	148	3385	411	942	.436	301	369	.816	47	242	289	803	506	13	173	12	1131	7.6

Three-point field goals: '80-81, 4-34 (.118); '81-82, 4-21 (.190). Totals: 8-55 (.145).

PLAYOFFS	GP	MIN	FGM	FGA	PCT	FTM	FTA	PCT	OFF	DEF	REB	AST	PF	DQ	STL	BLK	PTS	AVG
1982	3	54	8	21	.381	7	12	.583	1	2	3	6	12	0	3	0	23	7.7

Three-point field goals: 0-2 (.000).

WAYNE HIGHTOWER

Height: 6-9 Weight: 205 Kansas '62 Born Jan. 14, 1940
 Departed: Sold to Los Angeles on Sept. 9, 1969

YEAR	GP	MIN	FGM	FGA	PCT	FTM	FTA	PCT	OFF	DEF	REB	AST	PF	DQ	STL	BLK	PTS	AVG
67-68	74	2459	431	1126	.383	420	543	.773	-	-	536	143	237	5	-	-	1282	17.3
68-69	67	2318	311	762	.408	311	426	.730	155	486	641	203	241	5	-	-	933	13.9
TOTALS	141	4777	742	1888	.393	731	969	.754	-	-	1177	346	478	10	-	-	2215	15.7

Three-point field goals: '67-68, 0-6 (.000); '68-69, 0-2 (.000). Totals: 0-8 (.000).

PLAYOFFS	GP	MIN	FGM	FGA	PCT	FTM	FTA	PCT	OFF	DEF	REB	AST	PF	DQ	STL	BLK	PTS	AVG
1968	5	209	35	100	.350	43	54	.796	-	-	44	11	25	2	-	-	113	22.6
1969	7	191	33	64	.515	25	33	.758	9	38	47	12	22	1	-	-	84	12.0
TOTALS	12	396	60	163	.368	77	99	.778	-	-	91	23	47	3	-	-	197	16.4

Three-point field goals: 1968, 0-1 (.000).

NUGGETS HISTORY

ALL-TIME ROSTER



DARNELL HILLMAN

Height: 6-9 Weight: 215 San Jose State '71 Born Aug. 29, 1949
 Acquired: By trade from N.Y. Nets on Jan. 30, 1978 Departed: Traded to Kansas City on Jun. 26, 1978

YEAR	GP	MIN	FGM	FGA	PCT	FTM	FTA	PCT	OFF	DEF	REB	AST	PF	DQ	STL	BLK	PTS	AVG
77-78	33	746	104	209	.498	49	81	.605	73	166	239	53	130	4	14	37	257	7.8
PLAYOFFS	GP	MIN	FGM	FGA	PCT	FTM	FTA	PCT	OFF	DEF	REB	AST	PF	DQ	STL	BLK	PTS	AVG
1978	13	260	31	97	.392	11	15	.733	25	55	80	18	49	1	6	7	73	5.6

JULIUS HODGE

Height: 6-7 Weight: 210 North Carolina State '05 Born Nov. 18, 1983
 Acquired: Drafted, No. 20 overall, in 2005 Departed: Traded to Milwaukee on Jan. 11, 2007

YEAR	GP	MIN	FGM	FGA	PCT	FTM	FTA	PCT	OFF	DEF	REB	AST	PF	DQ	STL	BLK	PTS	AVG
05-06	14	33	5	13	.385	3	8	.375	5	2	7	6	7	0	2	0	13	0.9
06-07	4	37	2	5	.400	2	2	1.000	1	2	3	10	3	0	3	0	6	1.5
TOTALS	18	70	7	18	.389	5	10	.500	6	4	10	16	10	0	5	0	19	1.1

Three-point field goals: *05-06, 0-0; *06-07, 0-0. Totals: 0-0.

TOM HOOVER

Height: 6-10 Weight: 250 Villanova '63 Born Jan. 23, 1941
 Departed: Sold to Houston in May, 1968

YEAR	GP	MIN	FGM	FGA	PCT	FTM	FTA	PCT	OFF	DEF	REB	AST	PF	DQ	STL	BLK	PTS	AVG
67-68	70	1588	161	357	.451	128	206	.621	-	-	491	64	268	8	-	-	454	6.5
Three-point field goals: 4-10 (.400).																		
PLAYOFFS	GP	MIN	FGM	FGA	PCT	FTM	FTA	PCT	OFF	DEF	REB	AST	PF	DQ	STL	BLK	PTS	AVG
1968	2	16	4	7	.571	5	7	.714	-	-	4	1	6	0	-	-	13	6.5
Three-point field goals: 0-0.																		

CEDRICK HORDGES

Height: 6-8 Weight: 220 South Carolina '80 Born Jan. 8, 1957
 Acquired: By trade from Chicago on Jun. 9, 1980 Departed: Contract expired at end of the '81-82 season

YEAR	GP	MIN	FGM	FGA	PCT	FTM	FTA	PCT	OFF	DEF	REB	AST	PF	DQ	STL	BLK	PTS	AVG
80-81	68	1599	221	480	.460	130	186	.699	120	338	458	104	226	4	33	19	572	8.4
81-82	77	1372	204	414	.493	116	199	.583	119	276	395	65	230	1	26	19	527	6.8
TOTALS	145	2971	425	894	.475	246	385	.639	239	614	853	169	456	5	59	38	1099	8.1
Three-point field goals: *80-81, 0-3 (.000); *81-82, 3-13 (.231). Totals: 3-16 (.188).																		
PLAYOFFS	GP	MIN	FGM	FGA	PCT	FTM	FTA	PCT	OFF	DEF	REB	AST	PF	DQ	STL	BLK	PTS	AVG
1982	3	45	8	19	.421	3	4	.750	2	11	13	2	4	0	1	0	19	6.3
Three-point field goals: 0-1 (.000).																		

RON HORN

Height: 6-7 Weight: 225 Indiana '59 Born May 24, 1938

YEAR	GP	MIN	FGM	FGA	PCT	FTM	FTA	PCT	OFF	DEF	REB	AST	PF	DQ	STL	BLK	PTS	AVG
67-68	1	6	0	2	.000	2	2	1.000	-	-	1	0	0	0	-	-	2	2.0
Three-point field goals: 0-0.																		

JUWAN HOWARD

Height: 6-9 Weight: 260 Michigan '95 Born Feb. 7, 1973
 Acquired: By trade from Dallas on Feb. 21, 2002 Departed: Contract expired at end of the '02-03 season
 Acquired: Signed as a free agent on Oct. 3, 2008 Departed: Waived on Nov. 3, 2008

YEAR	GP	MIN	FGM	FGA	PCT	FTM	FTA	PCT	OFF	DEF	REB	AST	PF	DQ	STL	BLK	PTS	AVG
01-02	28	976	192	420	.457	117	152	.770	85	137	222	76	95	3	18	17	501	17.9
02-03	77	2730	567	1261	.450	282	351	.803	181	404	585	234	239	2	77	27	1418	18.4
08-09	3	22	1	2	.500	0	0	---	1	3	4	2	4	0	1	1	2	0.7
TOTALS	108	3728	760	1683	.452	399	503	.793	267	544	811	312	338	5	96	45	1921	17.8
Three-point field goals: *01-02, 0-1 (.000); *02-03, 2-4 (.500); *08-09, 0-0. Totals: 2-5 (.400).																		

EDDIE HUGHES

Height: 5-10 Weight: 165 Colorado State '82 Born May 26, 1960
 Acquired: Signed the first of consecutive 10-day contracts on Jan. 2, 1989 Departed: Contract expired at end of '89-90 season

YEAR	GP	MIN	FGM	FGA	PCT	FTM	FTA	PCT	OFF	DEF	REB	AST	PF	DQ	STL	BLK	PTS	AVG
88-89	26	224	28	64	.438	7	12	.583	6	13	19	35	30	0	17	2	70	2.7
89-90	60	892	83	202	.411	23	34	.676	15	55	70	116	87	0	48	1	209	3.5
TOTALS	86	1116	111	266	.417	30	46	.652	21	68	89	151	117	0	65	3	279	3.2
Three-point field goals: 88-89, 7-22 (.318); 89-90, 20-49 (.408). Totals: 27-71 (.333).																		



ALL-TIME ROSTER

KIM HUGHES

Height: 6-11 Weight: 220 Wisconsin '74 Born Jun. 4, 1952
 Acquired: Signed as a free agent on Jul. 8, 1978 Departed: Traded to Cleveland on Oct. 30, 1980

YEAR	GP	MIN	FGM	FGA	PCT	FTM	FTA	PCT	OFF	DEF	REB	AST	PF	DQ	STL	BLK	PTS	AVG
78-79	81	1086	98	182	.538	18	45	.400	112	223	335	74	215	2	56	102	214	2.6
79-80	70	1208	102	202	.505	15	41	.366	125	201	326	74	184	3	66	77	219	3.1
80-81	8	159	11	25	.440	1	2	.500	19	31	50	11	33	2	11	14	23	2.9
TOTALS	159	2453	211	409	.516	34	88	.386	256	455	711	159	432	7	133	193	456	2.9
Three-point field goals: 0-0.																		
PLAYOFFS	GP	MIN	FGM	FGA	PCT	FTM	FTA	PCT	OFF	DEF	REB	AST	PF	DQ	STL	BLK	PTS	AVG
1979	3	35	1	2	.500	1	2	.500	3	8	11	0	8	0	3	0	3	1.0

STEVEN HUNTER

Height: 7-0 Weight: 240 DePaul Born Oct. 31, 1981
 Acquired: By trade from Philadelphia on Sept. 10, 2007 Departed: Traded to Memphis on Aug. 7, 2009

YEAR	GP	MIN	FGM	FGA	PCT	FTM	FTA	PCT	OFF	DEF	REB	AST	PF	DQ	STL	BLK	PTS	AVG
07-08	19	120	15	28	.536	9	20	.450	10	19	29	0	20	0	0	6	39	2.1
08-09	-----DNP - KNEE INJURY-----																	
TOTALS	19	120	15	28	.536	9	20	.450	10	19	29	0	20	0	0	6	39	2.1
Three-point field goals: 0-0.																		
PLAYOFFS	GP	MIN	FGM	FGA	PCT	FTM	FTA	PCT	OFF	DEF	REB	AST	PF	DQ	STL	BLK	PTS	AVG
2008	2	5	0	1	.000	0	0	---	0	2	2	0	0	0	0	0	0	0.0
Three-point field goals: 0-0.																		

GEORGE IRVINE

Height: 6-6 Weight: 200 Washington '70 Born Feb. 1, 1948
 Acquired: By trade from Virginia on Jul. 14, 1975

YEAR	GP	MIN	FGM	FGA	PCT	FTM	FTA	PCT	OFF	DEF	REB	AST	PF	DQ	STL	BLK	PTS	AVG
75-76	3	14	2	6	.333	0	0	---	1	0	1	0	1	0	0	0	4	1.3
Three-point field goals: 0-1 (.000).																		

DAN ISSEL

Height: 6-9 Weight: 240 Kentucky '70 Born Oct. 25, 1948
 Acquired: By trade from Baltimore in 1975 Departed: Retired at the end of the '84-85 season

YEAR	GP	MIN	FGM	FGA	PCT	FTM	FTA	PCT	OFF	DEF	REB	AST	PF	DQ	STL	BLK	PTS	AVG
75-76	84	2858	752	1472	.511	425	521	.816	303	620	923	201	266	x	100	56	1930	23.0
76-77	79	2507	660	1282	.515	445	558	.797	211	485	696	177	246	7	91	29	1765	22.3
77-78	82	2851	659	1287	.512	428	547	.782	253	577	830	304	279	5	100	41	1746	21.3
78-79	81	2742	532	1030	.517	316	419	.754	240	498	738	255	233	6	61	46	1380	17.0
79-80	82	2938	715	1416	.505	517	687	.775	236	483	719	198	190	1	88	54	1951	23.8
80-81	80	2841	614	1225	.503	519	684	.759	229	447	676	158	249	6	83	33	1749	21.9
81-82	81	2472	651	1236	.527	546	655	.834	174	434	608	179	245	4	67	55	1852	22.9
82-83	80	2431	661	1296	.510	400	479	.835	151	445	596	223	227	0	83	43	1726	21.6
83-84	76	2076	569	1153	.493	364	428	.850	112	401	513	173	182	2	60	44	1506	19.8
84-85	77	1684	363	791	.459	257	319	.806	80	251	331	137	171	1	65	31	984	12.8
TOTALS	802	25200	6176	12183	.507	4214	5277	.799	1989	4641	6630	2005	2304	32	798	455	16589	20.6
Three-point field goals: '75-76, 1-4 (.250); '79-80, 4-12 (.333); '80-81, 2-12 (.167); '81-82, 4-6 (.667); '82-83, 4-19 (.211); '83-84, 4-19 (.211); '84-85, 1-7 (.143). Totals: 20-79 (.253).																		
PLAYOFFS	GP	MIN	FGM	FGA	PCT	FTM	FTA	PCT	OFF	DEF	REB	AST	PF	DQ	STL	BLK	PTS	AVG
1976	13	470	111	226	.491	44	56	.786	48	108	156	32	62	x	13	8	266	20.5
1977	6	222	49	96	.510	34	45	.756	18	40	58	17	20	0	5	4	132	22.0
1978	13	460	103	212	.486	56	65	.862	41	93	134	53	43	1	7	3	262	20.2
1979	2	109	24	45	.533	25	31	.806	7	21	28	10	15	0	0	0	73	24.3
1982	3	103	32	60	.533	12	12	1.000	8	13	21	5	10	0	3	1	76	25.3
1983	8	227	69	136	.507	25	29	.862	13	45	58	25	18	0	9	5	163	20.4
1984	5	153	52	102	.510	32	39	.821	10	30	40	8	15	0	6	6	137	27.4
1985	15	325	73	159	.459	39	48	.813	14	40	54	27	36	0	12	5	186	12.4
TOTALS	66	2069	513	1037	.495	267	325	.822	159	390	549	177	219	1	55	33	1295	19.6
Three-point field goals: 1976, 0-1 (.000); 1983, 0-1 (.000); 1984, 1-2 (.500); 1985, 1-1 (1.000). Totals: 2-5 (.400).																		

ALLEN IVERSON

Height: 6-0 Weight: 165 Georgetown '96 Born Jun. 7, 1975
 Acquired: By trade from Philadelphia on Dec. 19, 2006 Departed: By trade to Detroit on Nov. 3, 2008

YEAR	GP	MIN	FGM	FGA	PCT	FTM	FTA	PCT	OFF	DEF	REB	AST	PF	DQ	STL	BLK	PTS	AVG
06-07	50	2121	430	947	.454	331	436	.759	16	136	152	359	74	0	90	12	1241	24.8
07-08	82	3424	712	1556	.458	645	797	.809	47	196	243	586	109	0	160	12	2164	26.4
08-09	3	123	18	40	.450	18	25	.720	3	5	8	20	3	0	3	1	56	18.7
TOTALS	135	5668	1160	2543	.456	994	1258	.790	66	337	403	965	186	0	253	25	3461	25.6
Three-point field goals: '06-07, 50-144 (.347); '07-08, 95-275 (.345); '08-09, 2-8 (.250). Totals: 147-427 (.344).																		
PLAYOFFS	GP	MIN	FGM	FGA	PCT	FTM	FTA	PCT	OFF	DEF	REB	AST	PF	DQ	STL	BLK	PTS	AVG
2007	5	223	42	114	.368	25	31	.806	0	3	3	29	11	0	7	0	114	22.8
2008	4	158	36	83	.434	23	33	.697	4	8	12	18	3	0	4	1	98	24.5
TOTALS	9	381	78	197	.396	48	64	.750	4	11	15	47	14	0	11	1	212	23.6
Three-point field goals: 2007, 5-17 (.294); 2008, 3-14 (.214). Totals: 8-31 (.258).																		

ALL-TIME ROSTER



WARREN JABALI (FORMERLY WARREN ARMSTRONG)

Height: 6-2 Weight: 200 Wichita State '68 Born Aug. 29, 1946
 Acquired: Selected in dispersal draft in 1972 Departed: Left as free agent in 1974

YEAR	GP	MIN	FGM	FGA	PCT	FTM	FTA	PCT	OFF	DEF	REB	AST	PF	DQ	STL	BLK	PTS	AVG
72-73	82	2738	441	974	.453	480	596	.805	129	295	424	539	280	8	175	31	1398	17.0
73-74	49	1711	257	657	.391	220	274	.803	82	164	246	358	167	x	97	10	779	15.9
TOTALS	131	4449	698	1631	.428	700	870	.805	211	459	670	897	447	8	272	41	2177	16.6

Three-point field goals: '72-73, 36-140 (.257); '73-74, 45-123 (.366). Totals: 81-263 (.308).

PLAYOFFS	GP	MIN	FGM	FGA	PCT	FTM	FTA	PCT	OFF	DEF	REB	AST	PF	DQ	STL	BLK	PTS	AVG
1973	5	126	9	27	.333	12	16	.750	2	5	7	14	11	0	5	11	30	6.0

Three-point field goals: 0-0.

BOBBY JACKSON

Height: 6-1 Weight: 185 Minnesota '97 Born March 13, 1973
 Acquired: By trade from Seattle on June 25, 1997 Departed: Traded to Minnesota on Jan. 21, 1999

YEAR	GP	MIN	FGM	FGA	PCT	FTM	FTA	PCT	OFF	DEF	REB	AST	PF	DQ	STL	BLK	PTS	AVG
97-98	68	2042	310	791	.392	149	183	.814	78	224	302	317	160	0	105	11	790	11.6

Three-point field goals: 21-81 (.259).

MARK JACKSON

Height: 6-3 Weight: 185 St. John's '87 Born April 1, 1965
 Acquired: By trade from Indiana on June 13, 1996 Departed: Traded to Indiana on Feb. 20, 1997

YEAR	GP	MIN	FGM	FGA	PCT	FTM	FTA	PCT	OFF	DEF	REB	AST	PF	DQ	STL	BLK	PTS	AVG
96-97	52	2001	192	452	.425	109	136	.801	71	200	271	641	104	0	51	9	541	10.4

Three-point field goals: 48-121 (.397).

AVERY JOHNSON

Height: 5-10 Weight: 175 Southern University '88 Born March 25, 1965
 Acquired: By trade from Seattle on Oct. 24, 1990 Departed: Waived on Dec. 24, 1990
 Re-Acquired: Signed as a free agent on July 19, 2001 Departed: Traded to Dallas on Feb. 21, 2002

YEAR	GP	MIN	FGM	FGA	PCT	FTM	FTA	PCT	OFF	DEF	REB	AST	PF	DQ	STL	BLK	PTS	AVG
90-91	21	217	29	68	.426	21	32	.656	9	12	21	77	22	0	14	2	79	3.8
01-02	51	1200	186	383	.486	109	146	.747	14	50	64	258	69	0	35	8	481	9.4
TOTALS	72	1417	215	451	.477	130	178	.730	23	62	85	335	91	0	49	10	560	7.8

Three-point field goals: '90-91, 0-4 (.000); '01-02, 0-5 (.000). Totals: 0-9 (.000).

DERMARR JOHNSON

Height: 6-9 Weight: 201 Cincinnati '03 Born May 5, 1980
 Acquired: Signed as a free agent on Oct. 18, 2004 Departed: Contract expired at the end of '06-07 season

YEAR	GP	MIN	FGM	FGA	PCT	FTM	FTA	PCT	OFF	DEF	REB	AST	PF	DQ	STL	BLK	PTS	AVG
04-05	71	1232	185	371	.499	80	101	.792	43	108	151	75	140	0	43	18	503	7.1
05-06	58	924	132	306	.431	34	42	.810	19	77	96	55	86	0	25	26	354	6.1
06-07	39	419	50	154	.325	16	21	.762	10	47	57	17	39	0	16	12	135	3.5
TOTALS	168	2575	367	831	.442	130	164	.793	72	232	304	147	265	0	84	56	992	5.9

Three-point field goals: '04-05, 53-148 (.358); '05-06, 56-160 (.350); '06-07, 19-88 (.216). Totals: 128-396 (.323).

PLAYOFFS	GP	MIN	FGM	FGA	PCT	FTM	FTA	PCT	OFF	DEF	REB	AST	PF	DQ	STL	BLK	PTS	AVG
2005	4	78	11	20	.550	3	3	1.000	3	5	8	3	9	0	2	2	29	7.3
2006	3	34	3	13	.231	0	0	---	2	8	10	2	1	0	0	1	7	2.3
TOTALS	7	112	14	33	.424	3	3	1.000	5	13	18	5	10	0	2	3	36	5.1

Three-point field goals: 2005, 4-11 (.364); 2006, 1-10 (.100). Totals: 5-21 (.238).

ERVIN JOHNSON

Height: 6-11 Weight: 245 New Orleans '93 Born Dec. 21, 1967
 Acquired: Signed as a free agent on Jul. 23, 1996 Departed: Traded to Milwaukee on Jun. 25, 1997

YEAR	GP	MIN	FGM	FGA	PCT	FTM	FTA	PCT	OFF	DEF	REB	AST	PF	DQ	STL	BLK	PTS	AVG
96-97	82	2589	243	467	.520	96	156	.615	231	682	913	71	288	5	65	227	582	7.1

Three-point field goals: 0-2 (.000).

GEORGE JOHNSON

Height: 6-7 Weight: 218 St. John's '78 Born Dec. 8, 1956
 Acquired: By trade from Milwaukee on Oct. 19, 1979 Departed: Sold to Milwaukee on May 16, 1980

YEAR	GP	MIN	FGM	FGA	PCT	FTM	FTA	PCT	OFF	DEF	REB	AST	PF	DQ	STL	BLK	PTS	AVG
79-80	75	1938	309	649	.476	148	189	.783	190	394	584	157	260	4	84	67	768	10.2

Three-point field goals: 2-9 (.222).



ALL-TIME ROSTER

BOBBY RAY JONES

Height: 6-7 Weight: 215 Washington '06 Born Jan. 9, 1984

Acquired: By trade from Philadelphia on Sept. 10, 2007

Re-acquired: Signed for the remainder of the season on Apr. 11, 2008

Departed: Waived on Jan. 7, 2008

Departed: By trade to New York on Jul. 28, 2008

YEAR	GP	MIN	FGM	FGA	PCT	FTM	FTA	PCT	OFF	DEF	REB	AST	PF	DQ	STL	BLK	PTS	AVG
07-08	25	222	26	64	.406	23	28	.821	11	27	38	11	46	0	5	1	84	3.4
Three-point field goals: 9-23 (.391).																		

ROBERT "BOBBY" CLYDE JONES

Height: 6-9 Weight: 212 North Carolina '74 Born Dec. 18, 1951

Acquired: Signed away from Carolina in 1974 Departed: Traded to Philadelphia on Aug. 16, 1978

YEAR	GP	MIN	FGM	FGA	PCT	FTM	FTA	PCT	OFF	DEF	REB	AST	PF	DQ	STL	BLK	PTS	AVG
74-75	84	2706	529	876	.604	187	269	.695	230	462	692	303	263	x	167	153	1245	14.8
75-76	83	2845	510	878	.581	215	308	.698	241	550	791	331	253	x	170	184	1235	14.9
76-77	82	2419	501	879	.570	236	329	.717	174	504	678	264	238	3	186	162	1238	15.1
77-78	75	2440	440	761	.578	208	277	.751	164	472	636	252	221	2	137	126	1088	14.5
TOTALS	324	10410	1980	3394	.583	846	1183	.759	809	1988	2797	1150	975	5	660	625	4806	14.8
Three-point field goals: 74-75, 0-1 (.000).																		

PLAYOFFS	GP	MIN	FGM	FGA	PCT	FTM	FTA	PCT	OFF	DEF	REB	AST	PF	DQ	STL	BLK	PTS	AVG
1975	13	428	69	129	.535	31	40	.775	35	76	111	38	49	x	12	12	169	13.0
1976	13	431	74	127	.583	30	41	.732	41	71	112	59	53	x	16	20	178	13.7
1977	6	187	31	64	.484	10	17	.588	11	24	35	21	25	1	17	14	72	12.0
1978	13	390	66	116	.569	34	46	.739	36	66	102	35	42	1	16	9	166	12.8
TOTALS	45	1436	240	436	.550	105	144	.729	123	237	360	153	169	2	61	55	585	13.0
Three-point field goals: 74-75, 0-1 (.000).																		

DAHNTAY JONES

Height: 6-6 Weight: 210 Duke '03 Born Dec. 27, 1980

Acquired: Signed as a free agent on Jul. 30, 2008 Departed: Contract expired at the end of the '08-09 season

YEAR	GP	MIN	FGM	FGA	PCT	FTM	FTA	PCT	OFF	DEF	REB	AST	PF	DQ	STL	BLK	PTS	AVG
08-09	79	1426	154	336	.458	110	151	.728	58	110	168	78	199	0	49	19	429	5.4
Three-point field goals: 11-17 (.647).																		

PLAYOFFS	GP	MIN	FGM	FGA	PCT	FTM	FTA	PCT	OFF	DEF	REB	AST	PF	DQ	STL	BLK	PTS	AVG
2009	16	280	38	79	.481	33	43	.767	16	22	38	10	41	0	13	5	112	7.0
Three-point field goals: 3-12 (.250).																		

LARRY JONES

Height: 6-3 Weight: 180 Toledo '64 Born Sept. 22, 1942

Departed: Traded to Miami in Jun. 1970

YEAR	GP	MIN	FGM	FGA	PCT	FTM	FTA	PCT	OFF	DEF	REB	AST	PF	DQ	STL	BLK	PTS	AVG
67-68	76	3085	602	1409	.427	530	683	.776	-	-	599	270	268	4	-	-	1742	22.9
68-69	75	3042	759	1631	.466	591	760	.778	165	328	493	258	273	3	-	-	2133	28.4
69-70	75	3027	625	1441	.434	579	732	.791	143	248	391	426	228	1	-	-	1870	24.9
TOTALS	226	9154	1986	4481	.443	1700	2175	.782	-	-	1483	954	769	8	-	-	5745	25.4
Three-point field goals: '67-68, 8-42 (.190); '68-69, 24-100 (.240); '69-70, 41-165 (.248). Totals: 73-307 (.238).																		

PLAYOFFS	GP	MIN	FGM	FGA	PCT	FTM	FTA	PCT	OFF	DEF	REB	AST	PF	DQ	STL	BLK	PTS	AVG
1968	1	41	12	20	.625	5	8	.625	-	-	4	4	5	0	-	-	29	29.0
1969	7	282	48	134	.358	55	76	.724	19	35	54	32	21	0	-	-	154	22.0
1970	12	535	113	207	.546	88	101	.871	23	41	64	76	41	0	-	-	319	26.6
TOTALS	20	858	173	361	.479	148	185	.800	-	-	122	112	67	0	-	-	502	25.1
Three-point field goals: 1969, 3-8 (.375); 1970, 5-20 (.250). Totals: 8-28 (.286).																		

RONALD "POPEYE" JONES

Height: 6-8 Weight: 250 Murray State '92 Born Jun. 17, 1970

Acquired: By trade from Boston on Aug. 3, 1999 Departed: Traded to Washington on Sept. 25, 2000

YEAR	GP	MIN	FGM	FGA	PCT	FTM	FTA	PCT	OFF	DEF	REB	AST	PF	DQ	STL	BLK	PTS	AVG
99-00	40	330	44	104	.423	14	19	.737	41	62	103	19	50	1	3	6	104	2.6
Three-point field goals: 2-3 (.667).																		

STEVE "SNAPPER" JONES

Height: 6-5 Weight: 205 Oregon '64 Born Oct. 17, 1942

Acquired: By trade from Carolina in Jan. 1974 Departed: Left as a free agent in 1974

YEAR	GP	MIN	FGM	FGA	PCT	FTM	FTA	PCT	OFF	DEF	REB	AST	PF	DQ	STL	BLK	PTS	AVG
73-74	42	1157	239	534	.448	84	109	.771	32	107	139	128	127	x	13	6	575	13.7
Three-point field goals: 13-36 (.361).																		

ALL-TIME ROSTER



ADONIS JORDAN

Height: 5-11 Weight: 170 Kansas '93 Born Aug. 21, 1970
 Acquired: Signed a 10-day contract on Jan. 11, 1993 Departed: Released on Jan. 21, 1992

YEAR	GP	MIN	FGM	FGA	PCT	FTM	FTA	PCT	OFF	DEF	REB	AST	PF	DQ	STL	BLK	PTS	AVG
93-94	6	79	6	23	.261	0	0	---	3	3	6	19	6	0	0	1	15	2.5

Three-point field goals: 3-10 (.300).

GARTH JOSEPH

Height: 7-2 Weight: 306 College of St. Rose '97 Born Aug. 8, 1973
 Acquired: By trade from Toronto on Jan. 12, 2001 Departed: Waived on Jan. 29, 2001

YEAR	GP	MIN	FGM	FGA	PCT	FTM	FTA	PCT	OFF	DEF	REB	AST	PF	DQ	STL	BLK	PTS	AVG
00-01	2	8	0	3	.000	0	2	.000	0	0	0	0	0	0	0	1	0	0.0

Three-point field goals: 0-0.

RICH KELLEY

Height: 7-0 Weight: 240 Stanford '75 Born Mar. 23, 1953
 Acquired: By trade from Phoenix on Jun. 21, 1982 Departed: Traded to Utah on Feb. 7, 1983

YEAR	GP	MIN	FGM	FGA	PCT	FTM	FTA	PCT	OFF	DEF	REB	AST	PF	DQ	STL	BLK	PTS	AVG
82-83	38	565	59	141	.418	55	70	.786	61	111	172	59	115	3	21	18	173	4.6

Three-point field goals: 0-0.

TIM KEMPTON

Height: 6-10 Weight: 245 Notre Dame '86 Born Jan. 25, 1964
 Acquired: By trade from Charlotte on Sept. 11, 1989 Departed: Contract expired at end of '89-90 season

YEAR	GP	MIN	FGM	FGA	PCT	FTM	FTA	PCT	OFF	DEF	REB	AST	PF	DQ	STL	BLK	PTS	AVG
89-90	71	1061	153	312	.490	77	114	.675	51	167	218	118	144	2	30	9	383	5.4

Three-point field goals: 0-1 (.000).

PLAYOFFS	GP	MIN	FGM	FGA	PCT	FTM	FTA	PCT	OFF	DEF	REB	AST	PF	DQ	STL	BLK	PTS	AVG
1990	3	32	7	9	.778	4	4	1.000	1	4	5	4	8	0	0	0	18	6.0

Three-point field goals: 0-0.

JULIUS KEYE

Height: 6-10 Weight: 225 South Carolina State '69 Born Sept. 5, 1946
 Acquired: Drafted in the third five rounds in 1968 Departed: Traded to Memphis in Aug., 1974

YEAR	GP	MIN	FGM	FGA	PCT	FTM	FTA	PCT	OFF	DEF	REB	AST	PF	DQ	STL	BLK	PTS	AVG
69-70	77	1641	245	618	.396	116	193	.601	188	342	530	47	209	2	-	-	606	7.9
70-71	83	3634	505	1182	.427	212	317	.669	370	1084	1454	140	317	5	-	-	1222	14.7
71-72	84	2557	192	476	.403	108	174	.621	315	667	982	153	346	13	-	-	482	5.9
72-73	83	3016	163	375	.435	130	233	.558	275	617	892	180	269	3	58	226	459	5.5
73-74	79	2595	147	329	.447	57	84	.679	225	464	689	135	240	x	40	149	361	4.5
TOTALS	406	13443	1252	2980	.420	623	1001	.622	1373	3174	4547	655	1381	23	98	375	3131	7.7

Three-point field goals: '69-70, 0-7 (.000); '70-71, 0-5 (.000); '71-72, 0-2 (.000); '72-73, 3-8 (.375); '73-74, 1-5 (.200). Totals: 4-27 (.148).

PLAYOFFS	GP	MIN	FGM	FGA	PCT	FTM	FTA	PCT	OFF	DEF	REB	AST	PF	DQ	STL	BLK	PTS	AVG
1970	7	138	10	42	.238	3	6	.500	10	21	31	6	16	0	-	-	23	3.1
1972	7	302	27	59	.458	3	8	.375	45	68	113	20	30	1	-	-	57	8.1
1973	5	203	20	34	.588	9	17	.529	28	40	68	16	16	0	2	17	49	9.8
TOTALS	19	643	57	135	.422	15	31	.484	83	129	212	42	62	1	2	17	129	6.8

Three-point field goals: 1970, 0-1 (.000); 1973, 0-1 (.000). Totals: 0-2 (.000).

JIMMY KING

Height: 6-5 Weight: 210 Michigan '95 Born Aug. 9, 1973
 Acquired: Signed for the remainder of the season on Apr. 5, 1997 Departed: Contract expired at end of '96-97 season

YEAR	GP	MIN	FGM	FGA	PCT	FTM	FTA	PCT	OFF	DEF	REB	AST	PF	DQ	STL	BLK	PTS	AVG
96-97	2	22	2	6	.333	2	4	.500	2	0	2	2	2	0	3	0	6	3.0

Three-point field goals: 0-0.

LINAS KLEIZA

Height: 6-8 Weight: 245 Missouri Born Jan. 3, 1985
 Acquired: By trade from Portland on Jun. 28, 2005 Departed: Signed with Olympiakos (Greece) as a restricted free agent in Aug. '09

YEAR	GP	MIN	FGM	FGA	PCT	FTM	FTA	PCT	OFF	DEF	REB	AST	PF	DQ	STL	BLK	PTS	AVG
05-06	61	519	77	173	.445	57	81	.704	38	78	116	15	87	0	10	13	213	3.5
06-07	79	1488	200	474	.422	115	135	.852	77	189	266	45	200	0	28	14	598	7.6
07-08	79	1889	311	659	.472	164	213	.770	92	241	333	95	181	0	44	19	880	11.1
08-09	82	1824	289	646	.447	148	204	.725	92	235	327	64	155	0	31	14	813	9.9
TOTALS	301	5720	877	1952	.449	484	633	.765	299	743	1042	219	623	0	113	60	2504	8.3

Three-point field goals: '05-06, 2-13 (.154); '06-07, 83-221 (.376); '07-08, 94-277 (.339); '08-09, 87-267 (.326). Totals: 266-778 (.342).



ALL-TIME ROSTER

LINAS KLEIZA (CONT.)

PLAYOFFS	GP	MIN	FGM	FGA	PCT	FTM	FTA	PCT	OFF	DEF	REB	AST	PF	DQ	STL	BLK	PTS	AVG
2006	3	14	3	8	.375	0	0	---	1	3	4	2	3	0	0	0	6	2.0
2007	5	66	3	13	.231	1	2	.500	0	8	8	2	6	0	0	0	8	1.6
2008	4	122	22	41	.537	9	13	.692	8	18	26	3	11	0	1	0	56	14.0
2009	14	210	31	66	.470	18	24	.750	8	37	45	7	17	0	5	1	97	6.9
TOTALS	26	412	59	128	.461	28	39	.718	17	66	83	14	37	0	6	1	167	6.4

Three-point field goals: 2006, 0-1 (.000); 2007, 1-6 (.167); 2008, 3-14 (.214); 2009, 17-40 (.425). Totals: 21-61 (.344).

JOE KOPICKI

Height: 6-9 Weight: 240 Detroit '82 Born Jun. 12, 1960
 Acquired: Signed as a free agent on Oct. 31, 1984 Departed: Waived on Oct. 22, 1985

YEAR	GP	MIN	FGM	FGA	PCT	FTM	FTA	PCT	OFF	DEF	REB	AST	PF	DQ	STL	BLK	PTS	AVG
84-85	42	308	50	95	.526	43	54	.796	29	57	86	29	58	0	13	1	145	3.5
Three-point field goals: 2-3 (.667).																		
PLAYOFFS	GP	MIN	FGM	FGA	PCT	FTM	FTA	PCT	OFF	DEF	REB	AST	PF	DQ	STL	BLK	PTS	AVG
1985	7	32	6	16	.375	9	17	.529	2	11	13	3	5	0	1	1	21	3.0
Three-point field goals: 0-0 (.000).																		

ARVID KRAMER

Height: 6-9 Weight: 220 Augustana '79 Born Oct. 2, 1956
 Acquired: Signed to consecutive 10-day contracts on Mar. 2, 1980 Departed: Contract expired at end of '79-80 season

YEAR	GP	MIN	FGM	FGA	PCT	FTM	FTA	PCT	OFF	DEF	REB	AST	PF	DQ	STL	BLK	PTS	AVG
79-80	8	45	7	22	.318	2	2	1.000	6	6	12	3	8	0	0	5	16	2.0
Three-point field goals: 0-0.																		

JOHN KUESTER

Height: 6-2 Weight: 180 North Carolina '77 Born Feb. 6, 1955
 Acquired: Signed as a free agent on Oct. 15, 1978 Departed: Contract expired at end of '78-'79 season

YEAR	GP	MIN	FGM	FGA	PCT	FTM	FTA	PCT	OFF	DEF	REB	AST	PF	DQ	STL	BLK	PTS	AVG
78-79	33	212	16	52	.307	13	14	.929	5	8	13	37	29	0	18	1	45	1.4

RAEF LAFRENTZ

Height: 6-11 Weight: 240 Kansas '98 Born May 29, 1976
 Acquired: Drafted, No. 3 overall, in 1998 Departed: Traded to Dallas on Feb. 21, 2002

YEAR	GP	MIN	FGM	FGA	PCT	FTM	FTA	PCT	OFF	DEF	REB	AST	PF	DQ	STL	BLK	PTS	AVG
98-99	12	387	59	129	.457	36	48	.750	33	58	91	8	38	2	9	17	166	13.8
99-00	81	2435	392	879	.446	162	236	.686	170	471	641	97	292	6	42	180	1006	12.4
00-01	78	2457	387	812	.477	183	262	.698	173	434	607	107	290	9	37	206	1008	12.9
01-02	51	1668	307	659	.466	70	105	.667	117	262	379	60	173	5	31	153	759	14.9
TOTALS	222	6947	1145	2479	.462	451	651	.693	493	791	1718	272	793	22	119	556	2939	13.2
Three-point field goals: '98-99, 12-31 (.387); '99-00, 60-183 (.328); '00-01, 51-139 (.367); '01-02, 75-173 (.434). Totals: 198-526 (.376).																		

TOM LAGARDE

Height: 6-10 Weight: 220 North Carolina '77 Born Feb. 10, 1955
 Acquired: Drafted, No. 9 overall, in 1977 Departed: Traded to Seattle on June 9, 1978

YEAR	GP	MIN	FGM	FGA	PCT	FTM	FTA	PCT	OFF	DEF	REB	AST	PF	DQ	STL	BLK	PTS	AVG
77-78	77	868	96	237	.405	114	150	.760	75	139	214	47	146	1	17	17	306	4.0
PLAYOFFS	GP	MIN	FGM	FGA	PCT	FTM	FTA	PCT	OFF	DEF	REB	AST	PF	DQ	STL	BLK	PTS	AVG
1978	9	77	10	19	.526	5	7	.714	9	9	18	7	12	0	0	2	25	2.8

JEROME LANE

Height: 6-6 Weight: 230 Pittsburgh '88 Born Dec. 4, 1966
 Acquired: Drafted, No. 23 overall, in 1988 Departed: Waived on Nov. 23, 1991

YEAR	GP	MIN	FGM	FGA	PCT	FTM	FTA	PCT	OFF	DEF	REB	AST	PF	DQ	STL	BLK	PTS	AVG
88-89	54	550	109	256	.426	43	112	.384	87	113	200	60	105	1	20	4	261	4.8
89-90	67	956	145	309	.469	44	120	.367	144	217	361	105	189	1	53	17	334	5.0
90-91	62	1383	202	461	.438	58	141	.411	280	298	578	123	192	1	51	14	463	7.5
91-92	9	141	10	40	.250	8	19	.421	22	22	44	13	18	0	2	1	28	3.1
TOTALS	192	3030	466	1066	.437	153	392	.390	533	650	1183	301	504	3	126	36	1086	5.6
Three-point field goals: '88-89, 0-7 (.000); '89-90, 0-5 (.000); '90-91, 1-4 (.250). Totals: 1-16 (.062).																		
PLAYOFFS	GP	MIN	FGM	FGA	PCT	FTM	FTA	PCT	OFF	DEF	REB	AST	PF	DQ	STL	BLK	PTS	AVG
1989	2	21	2	7	.286	2	2	1.000	1	5	6	2	4	0	0	0	6	3.0
1990	2	14	0	3	.000	1	2	.500	1	1	1	2	4	0	0	0	1	0.5
TOTALS	4	35	2	10	.200	3	4	.750	1	6	7	4	8	0	0	0	7	1.8
Three-point field goals: 1990, 0-1 (.000).																		

ALL-TIME ROSTER



PRIEST LAUDERDALE

Height: 7-4 Weight: 325 Central State (Ohio) '94 Born Aug. 31, 1973
 Acquired: By trade from Atlanta on Sept. 9, 1997 Departed: Contract expired at end of '97-98 season

YEAR	GP	MIN	FGM	FGA	PCT	FTM	FTA	PCT	OFF	DEF	REB	AST	PF	DO	STL	BLK	PTS	AVG
97-98	39	345	53	127	.417	38	69	.551	27	73	100	21	63	0	7	17	144	3.7

Three-point field goals: 0-0.

TIM LEGLER

Height: 6-4 Weight: 210 La Salle '88 Born Dec. 26, 1966
 Acquired: Signed first of consecutive 10-day contracts on Dec. 28, 1990 Departed: Released on Jan. 17, 1991

YEAR	GP	MIN	FGM	FGA	PCT	FTM	FTA	PCT	OFF	DEF	REB	AST	PF	DO	STL	BLK	PTS	AVG
90-91	10	148	25	72	.347	5	6	.833	8	10	18	12	20	0	2	0	58	5.8

Three-point field goals: 3-12 (.250).

VOSHON LENARD

Height: 6-4 Weight: 215 Minnesota '95 Born May 14, 1973
 Acquired: By trade from Miami on Jun. 27, 2000 Departed: Contract expired at end of '01-02 season
 Acquired: Signed as a free agent on Sept. 12, 2003 Departed: Traded to Portland on Feb. 23, 2006

YEAR	GP	MIN	FGM	FGA	PCT	FTM	FTA	PCT	OFF	DEF	REB	AST	PF	DO	STL	BLK	PTS	AVG
00-01	80	2331	336	846	.397	153	192	.797	47	184	231	190	170	1	65	18	972	12.2
01-02	71	1695	315	789	.410	94	120	.783	38	145	183	130	105	0	59	25	813	11.5
03-04	73	2232	394	933	.422	144	182	.791	46	154	200	151	177	1	61	12	1038	14.2
04-05	3	54	10	26	.385	5	8	.625	0	6	6	6	2	0	1	2	29	9.7
05-06	12	238	42	103	.408	5	13	.385	2	26	28	18	21	0	8	2	99	8.3
TOTALS	239	6521	1097	2677	.404	401	515	.676	133	515	648	495	475	2	194	59	2951	11.2

Three-point field goals: '00-01, 147-382 (.385); '01-02, 89-240 (.371); '03-04, 106-289 (.367); '04-05, 4-10 (.400); '05-06, 10-35 (.286). Totals: 356-956 (.372).

PLAYOFFS	GP	MIN	FGM	FGA	PCT	FTM	FTA	PCT	OFF	DEF	REB	AST	PF	DO	STL	BLK	PTS	AVG
2004	5	161	32	75	.427	10	14	.714	4	9	13	12	13	0	4	0	85	17.0

Three-point field goals: 11-24 (.458).

LAFAYETTE "FAT" LEVER

Height: 6-3 Weight: 175 Arizona State '82 Born Aug. 18, 1960
 Acquired: By trade from Portland on Jun. 7, 1984 Departed: Traded to Dallas on Jun. 21, 1990

YEAR	GP	MIN	FGM	FGA	PCT	FTM	FTA	PCT	OFF	DEF	REB	AST	PF	DO	STL	BLK	PTS	AVG
84-85	82	2559	424	985	.430	197	256	.770	147	264	411	613	226	1	202	30	1051	12.8
85-86	78	2616	468	1061	.441	132	182	.725	136	284	420	584	204	3	178	15	1080	13.8
86-87	82	3054	643	1370	.469	244	312	.782	216	513	729	659	219	1	201	34	1552	18.9
87-88	82	3061	643	1360	.473	248	316	.785	203	462	665	639	214	0	223	21	1546	18.9
88-89	71	2745	558	1221	.457	270	344	.785	187	475	662	559	178	1	195	20	1409	19.8
89-90	79	2832	568	1284	.443	271	337	.804	230	504	734	517	172	1	168	13	1443	18.3
TOTALS	474	16867	3304	7281	.454	1362	1747	.780	1119	2502	3621	3566	1213	7	1167	125	8081	17.0

Three-point field goals: '84-85, 6-24 (.250); '85-86, 12-38 (.316); '86-87, 22-92 (.239); '87-88, 12-57 (.211); '88-89, 23-66 (.348); '89-90, 36-87 (.414). Totals: 111-372 (.298).

PLAYOFFS	GP	MIN	FGM	FGA	PCT	FTM	FTA	PCT	OFF	DEF	REB	AST	PF	DO	STL	BLK	PTS	AVG
1985	11	342	49	122	.402	48	63	.762	23	48	71	93	33	0	26	2	146	13.3
1986	10	347	59	131	.450	17	24	.708	15	33	48	53	33	0	20	2	143	14.3
1987	3	99	19	50	.380	6	9	.667	5	13	18	22	7	0	7	0	46	15.3
1988	7	273	45	98	.459	26	33	.788	16	49	65	49	15	0	13	4	119	17.0
1989	2	58	9	24	.375	2	2	1.000	2	11	13	19	4	0	4	0	22	11.0
1990	3	113	19	51	.373	13	14	.929	11	21	32	21	7	0	8	1	521	7.3
TOTALS	36	1232	200	476	.420	112	145	.772	72	175	247	257	99	0	78	9	528	14.7

Three-point field goals: 1985, 0-2 (.000); 1986, 8-14 (.571); 1987, 2-8 (.250); 1988, 3-7 (.429); 1989, 2-3 (.667); 1990, 1-7 (.143). Totals: 16-41 (.390).

CLIFF LEVINGSTON

Height: 6-8 Weight: 225 Wichita State '82 Born Jan. 4, 1961
 Acquired: Signed as a free agent on Oct. 6, 1994 Departed: Contract expired at end of '94-95 season

YEAR	GP	MIN	FGM	FGA	PCT	FTM	FTA	PCT	OFF	DEF	REB	AST	PF	DO	STL	BLK	PTS	AVG
94-95	57	469	55	130	.423	19	45	.422	49	75	124	27	93	0	13	20	129	2.3

Three-point field goals: 0-1 (.000).

PLAYOFFS	GP	MIN	FGM	FGA	PCT	FTM	FTA	PCT	OFF	DEF	REB	AST	PF	DO	STL	BLK	PTS	AVG
1995	3	35	3	6	.500	1	2	.500	6	3	9	1	4	0	3	2	7	2.3

Three-point field goals: 0-0.

NUGGETS HISTORY



ALL-TIME ROSTER

MARCUS LIBERTY

Height: 6-8 Weight: 208 Illinois '91 Born Oct. 27, 1968
Acquired: Drafted, No. 42 overall, in 1990 Departed: Traded to Detroit on Nov. 19, 1993

YEAR	GP	MIN	FGM	FGA	PCT	FTM	FTA	PCT	OFF	DEF	REB	AST	PF	DQ	STL	BLK	PTS	AVG
90-91	76	1171	216	513	.421	58	92	.630	117	104	221	64	153	2	48	19	507	6.7
91-92	75	1527	275	621	.443	131	180	.728	144	164	308	58	165	3	66	29	698	9.3
92-93	78	1585	252	620	.406	102	156	.654	131	204	335	105	143	0	64	21	628	8.1
93-94	3	11	4	7	.571	1	2	.500	0	5	2	5	0	0	0	0	9	3.0
TOTALS	232	4294	747	1761	.424	292	430	.679	292	477	869	229	466	5	178	69	1842	7.9

Three-point field goals: '90-91, 17-57 (.298); '91-92, 17-50 (.340); '92-93, 22-59 (.373); '93-94, 0-1 (.000); Totals: 56-167 (.335).

TODD LICHT

Height: 6-4 Weight: 205 Stanford '89 Born Jan. 8, 1967
Acquired: Drafted, No. 15 overall, in 1989 Departed: Traded to Orlando on Aug. 19, 1993

YEAR	GP	MIN	FGM	FGA	PCT	FTM	FTA	PCT	OFF	DEF	REB	AST	PF	DQ	STL	BLK	PTS	AVG
89-90	79	1326	250	514	.486	130	174	.747	49	102	151	116	145	1	55	13	630	8.0
90-91	29	860	166	378	.439	59	69	.855	49	63	112	72	65	1	46	8	405	14.0
91-92	68	1176	173	376	.460	99	118	.839	36	82	118	74	131	0	43	12	446	6.6
92-93	48	752	124	276	.449	81	102	.794	35	67	102	52	60	0	28	11	331	6.9
TOTALS	224	4114	713	1544	.461	369	463	.796	169	314	401	314	301	2	172	44	1812	8.4

Three-point field goals: '89-90, 0-14 (.000); '90-91, 14-47 (.298); '91-92, 1-9 (.111); '92-93, 2-6 (.333); Totals: 17-76 (.223).

PLAYOFFS	GP	MIN	FGM	FGA	PCT	FTM	FTA	PCT	OFF	DEF	REB	AST	PF	DQ	STL	BLK	PTS	AVG
1990	3	70	15	29	.517	14	19	.737	5	13	18	9	6	0	1	0	44	14.7

Three-point field goals: 0-1 (.000).

WILLIE LONG

Height: 6-8 Weight: 225 New Mexico '71 Born Mar. 1, 1950

YEAR	GP	MIN	FGM	FGA	PCT	FTM	FTA	PCT	OFF	DEF	REB	AST	PF	DQ	STL	BLK	PTS	AVG
72-73	56	1050	183	458	.400	138	177	.780	99	191	290	43	147	3	24	4	504	9.0
73-74	82	2058	383	925	.414	270	325	.831	197	269	466	100	244	x	54	13	1036	12.6
TOTALS	138	3108	566	1383	.409	408	502	.813	296	460	756	143	391	3	78	17	1540	11.2

Three-point field goals: '72-73, 0-2 (.000); '73-74, 0-2 (.000); Totals: 0-4 (.000).

PLAYOFFS	GP	MIN	FGM	FGA	PCT	FTM	FTA	PCT	OFF	DEF	REB	AST	PF	DQ	STL	BLK	PTS	AVG
1973	4	53	5	20	.250	5	6	.833	4	5	9	1	13	1	1	0	15	3.8

Three-point field goals: 0-0.

R.B. LYNAM

Height: 6-1 Weight: 200 Oklahoma Baptist '66 Born in 1944

YEAR	GP	MIN	FGM	FGA	PCT	FTM	FTA	PCT	OFF	DEF	REB	AST	PF	DQ	STL	BLK	PTS	AVG
67-68	7	39	5	17	.294	7	8	.875	-	-	5	0	10	0	-	-	17	2.4

Three-point field goals: 0-1 (.000).

LONNIE LYNN

Height: 6-7 Weight: 215 Wilberforce '66 Born May 24, 1943

YEAR	GP	MIN	FGM	FGA	PCT	FTM	FTA	PCT	OFF	DEF	REB	AST	PF	DQ	STL	BLK	PTS	AVG
69-70	12	140	20	46	.435	8	12	.667	15	35	50	4	18	0	-	-	48	4.0

Three-point field goals: 0-0.

DON MACLEAN

Height: 6-10 Weight: 235 UCLA '92 Born Jan. 16, 1970
Acquired: By trade from Washington on Oct. 30, 1995 Departed: Contract expired at end of '95-96 season

YEAR	GP	MIN	FGM	FGA	PCT	FTM	FTA	PCT	OFF	DEF	REB	AST	PF	DQ	STL	BLK	PTS	AVG
95-96	56	1107	233	547	.426	145	198	.732	62	143	205	89	105	1	21	5	625	11.2

Three-point field goals: 14-49 (.286).

MARK MACON

Height: 6-5 Weight: 185 Temple '91 Born Apr. 14, 1969
Acquired: Drafted, No. 8 overall, in 1992 Departed: Traded to Detroit on Nov. 19, 1993

YEAR	GP	MIN	FGM	FGA	PCT	FTM	FTA	PCT	OFF	DEF	REB	AST	PF	DQ	STL	BLK	PTS	AVG
91-92	76	2304	333	889	.375	135	185	.730	80	140	220	168	242	4	154	14	805	10.6
92-93	48	1141	158	381	.414	42	60	.700	33	70	103	126	135	2	69	3	358	7.5
93-94	7	126	14	45	.311	8	10	.800	3	4	7	11	17	0	6	1	36	5.1
TOTALS	131	3571	505	1315	.384	185	255	.725	126	214	330	305	394	6	229	18	1199	9.1

Three-point field goals: '91-92, 4-30 (.133); '92-93, 0-6 (.000); '93-94, 0-3 (.000); Totals: 4-39 (.103).

NUGGETS HISTORY

ALL-TIME ROSTER



ROY MARBLE

Height: 6-6 Weight: 190 Iowa '89 Born Dec. 13, 1966
 Acquired: Signed first of consecutive 10-day contracts on Jan. 21, 1994 Departed: Released on Feb. 11, 1994

YEAR	GP	MIN	FGM	FGA	PCT	FTM	FTA	PCT	OFF	DEF	REB	AST	PF	DQ	STL	BLK	PTS	AVG
93-94	5	32	2	12	.167	0	3	.000	3	5	8	1	1	0	0	2	4	0.8

Three-point field goals: 0-0.

SARUNAS MARCIULIONIS

Height: 6-5 Weight: 215 Lithuania Born Jun. 13, 1964
 Acquired: By trade from Sacramento on Jun. 13, 1996 Departed: Contract expired at end of '96-97 season

YEAR	GP	MIN	FGM	FGA	PCT	FTM	FTA	PCT	OFF	DEF	REB	AST	PF	DQ	STL	BLK	PTS	AVG
96-97	17	255	38	101	.376	29	36	.806	12	18	30	25	38	0	12	1	116	6.8

Three-point field goals: 11-30 (.367).

MAURICE "MO" MARTIN

Height: 6-6 Weight: 200 St. Joseph's (Pa) '86 Born Jul. 2, 1964
 Acquired: Drafted, No. 16 overall, in 1986 Departed: Contract expired at end of '88-89 season

YEAR	GP	MIN	FGM	FGA	PCT	FTM	FTA	PCT	OFF	DEF	REB	AST	PF	DQ	STL	BLK	PTS	AVG
86-87	43	286	51	135	.378	42	66	.636	12	29	41	35	48	0	13	6	147	3.4
87-88	26	136	23	61	.377	10	21	.476	13	11	24	14	21	0	6	3	57	2.2
88-89	-----DNP - KNEE INJURY-----																	
TOTALS	69	422	74	196	.377	52	87	.588	25	40	65	49	69	0	19	9	204	2.9

Three-point field goals: '86-87, 3-15 (.200); '87-88, 1-4 (.250). Totals: 4-19 (.211).

PLAYOFFS	GP	MIN	FGM	FGA	PCT	FTM	FTA	PCT	OFF	DEF	REB	AST	PF	DQ	STL	BLK	PTS	AVG
1987	3	54	12	29	.414	7	12	.583	4	5	9	10	12	0	1	31	10.3	
1988	3	9	1	5	.200	5	6	.833	0	1	1	0	1	0	0	1	7	2.3
1989	-----DNP - KNEE INJURY-----																	
TOTALS	6	63	13	34	.382	12	18	.667	4	6	10	10	13	0	0	2	38	6.3

Three-point field goals: 1987, 0-1 (.000); 1988, 0-1 (.000). Totals: 0-2 (.000).

ANTHONY MASON

Height: 6-7 Weight: 250 Tennessee State '88 Born Dec. 14, 1966
 Acquired: Signed 10-day contract on Dec. 28, 1990 Departed: Released on Jan. 8, 1991

YEAR	GP	MIN	FGM	FGA	PCT	FTM	FTA	PCT	OFF	DEF	REB	AST	PF	DQ	STL	BLK	PTS	AVG
90-91	3	21	2	4	.500	6	8	.750	3	2	5	0	6	0	1	0	10	3.3

Three-point field goals: 0-0.

KELLY McCARTY

Height: 6-7 Weight: 200 Southern Mississippi '98 Born Aug. 24, 1975
 Acquired: Signed as a free agent on Jan. 22, 1999 Departed: Contract expired at end of '98-99 season

YEAR	GP	MIN	FGM	FGA	PCT	FTM	FTA	PCT	OFF	DEF	REB	AST	PF	DQ	STL	BLK	PTS	AVG
98-99	2	4	2	3	.667	0	0	---	2	1	3	0	0	0	0	0	4	2.0

Three-point field goals: 0-0.

TED McCLAIN

Height: 6-2 Weight: 190 Tennessee State '71 Born Aug. 30, 1947
 Acquired: By trade from N.Y. Nets on Sept. 15, 1976 Departed: Contract expired at end of '76-77 season

YEAR	GP	MIN	FGM	FGA	PCT	FTM	FTA	PCT	OFF	DEF	REB	AST	PF	DQ	STL	BLK	PTS	AVG
76-77	72	2002	245	551	.445	99	133	.744	52	177	229	324	255	9	106	13	589	8.2
PLAYOFFS	GP	MIN	FGM	FGA	PCT	FTM	FTA	PCT	OFF	DEF	REB	AST	PF	DQ	STL	BLK	PTS	AVG
1977	6	170	19	46	.413	6	8	.750	5	9	14	27	12	0	10	1	44	7.3

DAN McCLINTOCK

Height: 7-0 Weight: 270 Northern Arizona '00 Born Apr. 19, 1977
 Acquired: Signed from ABA 2000 on Apr. 4, 2001 Departed: Contract expired at end of '00-01 season

YEAR	GP	MIN	FGM	FGA	PCT	FTM	FTA	PCT	OFF	DEF	REB	AST	PF	DQ	STL	BLK	PTS	AVG
00-01	6	58	9	18	.500	0	5	.000	10	7	17	1	11	1	0	2	18	3.0

Three-point field goals: 0-0.



ALL-TIME ROSTER

GEORGE McCLOUD

Height: 6-8 Weight: 230 Florida State '89 Born May 27, 1967
 Acquired: Signed as a free agent on Aug. 4, 1999 Departed: Traded to Washington on Oct. 24, 2002

YEAR	GP	MIN	FGM	FGA	PCT	FTM	FTA	PCT	OFF	DEF	REB	AST	PF	DQ	STL	BLK	PTS	AVG
99-00	78	2118	266	638	.417	148	181	.818	72	213	285	246	180	2	48	26	787	10.1
00-01	76	2007	250	655	.382	152	181	.840	55	169	224	279	165	1	53	27	729	9.6
01-02	69	1830	206	576	.358	132	163	.810	67	184	251	204	175	3	58	19	604	8.8
TOTALS	223	5955	722	1869	.386	432	525	.823	194	566	760	729	520	6	159	72	2120	9.5

Three-point field goals: '99-00, 107-283 (.378); '00-01, 77-234 (.329); '01-02, 60-222 (.270). Totals: 244-739 (.330).

JELANI McCOY

Height: 6-10 Weight: 245 UCLA Born Dec. 8, 1977
 Acquired: Signed as a free agent on Oct. 1, 2007
 Re-acquired: Signed as a free agent on Nov. 29, 2007
 Re-acquired: Signed as a free agent on Dec. 21, 2007
 Departed: Waived on Oct. 23, 2007
 Departed: Waived on Dec. 19, 2007
 Departed: Waived on Dec. 27, 2007

YEAR	GP	MIN	FGM	FGA	PCT	FTM	FTA	PCT	OFF	DEF	REB	AST	PF	DQ	STL	BLK	PTS	AVG
07-08	6	33	1	1	1.000	1	2	.500	1	6	7	0	7	0	0	5	3	0.5

Three-point field goals: 0-0.

ANTONIO McDYESS

Height: 6-9 Weight: 245 Alabama '97 Born Sept. 7, 1974
 Acquired: By trade from the L.A. Clippers on Jun. 28, 1995
 Re-Acquired: Signed as a free agent on Jan. 22, 1999
 Re-Acquired: By trade from Detroit on Nov. 3, 2008
 Departed: Traded to Phoenix on Oct. 1, 1998
 Departed: Traded to New York on Jun. 26, 2002
 Departed: Waived on Nov. 10, 2008

YEAR	GP	MIN	FGM	FGA	PCT	FTM	FTA	PCT	OFF	DEF	REB	AST	PF	DQ	STL	BLK	PTS	AVG
95-96	76	2280	427	881	.485	166	243	.683	229	343	572	75	250	4	54	114	1020	13.4
96-97	74	2565	536	1157	.463	274	387	.708	155	382	537	106	276	9	62	126	1352	18.3
98-99	50	1937	415	882	.471	230	338	.680	168	369	537	82	175	5	73	115	1061	21.2
99-00	81	2698	614	1211	.507	323	516	.626	234	451	685	159	316	12	69	139	1551	19.1
00-01	70	2555	577	1165	.495	304	434	.700	240	605	845	146	220	2	43	102	1458	20.8
01-02	10	236	43	75	.573	27	33	.818	18	37	55	18	20	0	10	8	113	11.3
08-09	-----INACTIVE-----																	
TOTALS	361	12271	2612	5371	.486	1324	1951	.679	1044	2187	3231	586	1257	32	311	604	6555	18.2

Three-point field goals: '95-96, 0-4 (.000); '96-97, 6-35 (.171); '98-99, 1-9 (.111); '99-00, 0-2 (.000); '00-01, 0-0; '01-02, 0-0. Totals: 7-50 (.140).

PAT McFARLAND

Height: 6-5 Weight: 185 St. Joseph's (Pa) '73 Born Dec. 7, 1951
 Acquired: Drafted in the fourth round in 1973 Departed: Traded to San Diego on Aug. 1, 1975

YEAR	GP	MIN	FGM	FGA	PCT	FTM	FTA	PCT	OFF	DEF	REB	AST	PF	DQ	STL	BLK	PTS	AVG
73-74	67	757	159	359	.443	35	52	.673	60	74	134	64	69	x	23	6	361	5.4
74-75	70	945	200	424	.472	52	66	.787	37	83	120	116	60	x	47	5	454	6.5
TOTALS	137	1702	359	783	.458	87	118	.737	97	157	254	180	129	x	70	11	815	5.9

Three-point field goals: '73-74, 8-24 (.250); '74-75, 2-16 (.125). Totals: 10-40 (.250).

PLAYOFFS	GP	MIN	FGM	FGA	PCT	FTM	FTA	PCT	OFF	DEF	REB	AST	PF	DQ	STL	BLK	PTS	AVG
1975	5	30	2	8	.250	2	2	1.000	1	2	3	2	3	x	0	0	6	1.2

Three-point field goals: 0-0 (.000).

BILL MCGILL

Height: 6-9 Weight: 225 Utah '62 Born Sept. 16, 1939
 Departed: Sold to Los Angeles on Sept. 9, 1969

YEAR	GP	MIN	FGM	FGA	PCT	FTM	FTA	PCT	OFF	DEF	REB	AST	PF	DQ	STL	BLK	PTS	AVG
68-69	78	1760	411	745	.552	180	264	.682	145	315	460	102	289	13	-	-	1002	12.8

Three-point field goals: 0-0.

PLAYOFFS	GP	MIN	FGM	FGA	PCT	FTM	FTA	PCT	OFF	DEF	REB	AST	PF	DQ	STL	BLK	PTS	AVG
1969	7	96	19	39	.485	9	10	.900	14	9	23	6	26	2	-	-	47	6.7

Three-point field goals: 0-0.

GEORGE MCGINNIS

Height: 6-8 Weight: 235 Indiana '73 Born Aug. 12, 1950
 Acquired: By trade from Philadelphia on Aug. 16, 1978 Departed: Traded to Indiana on Feb. 1, 1980

YEAR	GP	MIN	FGM	FGA	PCT	FTM	FTA	PCT	OFF	DEF	REB	AST	PF	DQ	STL	BLK	PTS	AVG
78-79	76	2552	603	1273	.474	509	765	.665	256	608	864	283	321	16	129	52	1715	22.6
79-80	45	1424	268	584	.459	166	307	.541	134	328	462	221	187	8	69	17	703	15.6
TOTALS	121	3976	871	1857	.469	675	1072	.630	390	936	1326	504	508	24	198	69	2418	20.0

Three-point field goals: '79-80, 1-7 (.143).

NUGGETS HISTORY

ALL-TIME ROSTER



JEFF MCINNIS

Height: 6-4 Weight: 190 North Carolina '97 Born October 22, 1974
 Acquired: Drafted, No. 37 overall, in 1996 Departed: Waived on Dec. 12, 1996

YEAR	GP	MIN	FGM	FGA	PCT	FTM	FTA	PCT	OFF	DEF	REB	AST	PF	DQ	STL	BLK	PTS	AVG
96-97	13	117	23	49	.469	7	10	.700	2	4	6	18	16	0	2	1	65	5.0

Three-point field goals: 12-26 (.462).

BILLY MCKINNEY

Height: 6-0 Weight: 160 Northwestern '77 Born June 5, 1955
 Acquired: By trade from Utah on Dec. 22, 1980 Departed: Traded to San Diego on Oct. 4, 1983

YEAR	GP	MIN	FGM	FGA	PCT	FTM	FTA	PCT	OFF	DEF	REB	AST	PF	DQ	STL	BLK	PTS	AVG
80-81	49	1134	203	412	.493	118	140	.843	24	86	110	203	124	0	61	7	525	10.7
81-82	81	1963	369	699	.528	137	170	.806	29	113	142	338	186	0	69	16	875	10.8
82-83	68	1559	266	546	.487	136	167	.814	21	100	121	288	142	0	39	5	668	9.8

TOTALS 198 4656 838 1657 .506 391 477 .820 74 299 373 829 452 0 169 28 2068 10.4

Three-point field goals: '80-81, 0-7 (.000); '81-82, 0-17 (.000); '82-83, 0-7 (.000). Totals: 0-31 (.000).

PLAYOFFS GP	MIN	FGM	FGA	PCT	FTM	FTA	PCT	OFF	DEF	REB	AST	PF	DQ	STL	BLK	PTS	AVG	
1982	3	91	16	27	.593	10	12	.833	2	4	6	10	9	0	3	0	42	14.0
1983	8	113	26	46	.565	10	18	.556	5	8	13	18	15	0	2	0	62	7.8

TOTALS 11 204 42 73 .575 20 30 .667 7 12 19 28 24 0 5 0 104 9.4

Three-point field goals: 1982, 0-1 (.000).

DARNELL MEE

Height: 6-5 Weight: 177 Western Kentucky '93 Born Feb. 11, 1971
 Acquired: By trade from Golden State on Jun. 30, 1993 Departed: Waived on Feb. 1, 1994

YEAR	GP	MIN	FGM	FGA	PCT	FTM	FTA	PCT	OFF	DEF	REB	AST	PF	DQ	STL	BLK	PTS	AVG
93-94	38	285	28	88	.318	12	27	.444	17	18	35	16	34	0	15	13	73	1.9
94-95	2	8	1	5	.200	0	0	---	0	1	1	2	0	0	1	0	3	1.5

TOTALS 40 293 29 93 .312 12 27 .444 17 19 36 18 34 0 16 13 76 1.9

Three-point field goals: '93-94, 5-24 (.208); '94-95, 1-3 (.333). Totals: 6-27 (.222).

PLAYOFFS GP	MIN	FGM	FGA	PCT	FTM	FTA	PCT	OFF	DEF	REB	AST	PF	DQ	STL	BLK	PTS	AVG	
1994	3	30	3	6	.500	0	0	---	0	2	2	2	4	0	3	0	7	2.3

Three-point field goals: 1-4 (.250).

RON MERCER

Height: 6-7 Weight: 210 Kentucky '99 Born May 18, 1976
 Acquired: By trade from Boston on Aug. 3, 1999 Departed: Traded to Orlando on Feb. 1, 2000

YEAR	GP	MIN	FGM	FGA	PCT	FTM	FTA	PCT	OFF	DEF	REB	AST	PF	DQ	STL	BLK	PTS	AVG
99-00	37	1408	272	612	.444	119	151	.788	29	123	152	104	75	0	33	15	678	18.3

Three-point field goals: 15-39 (.385).

LOREN MEYER

Height: 6-10 Weight: 260 Iowa State '95 Born Dec. 30, 1972
 Acquired: Signed as a free agent on Jan. 23, 1999 Departed: Contract expired at end of '98-99 season

YEAR	GP	MIN	FGM	FGA	PCT	FTM	FTA	PCT	OFF	DEF	REB	AST	PF	DQ	STL	BLK	PTS	AVG
98-99	14	70	7	28	.250	1	2	.500	4	12	16	1	22	0	0	3	16	1.1

Three-point field goals: 1-5 (.200).

ANDRE MILLER

Height: 6-2 Weight: 200 Utah '99 Born Mar. 19, 1976
 Acquired: Signed as a free agent on Aug. 1, 2003 Departed: Traded to Philadelphia on Dec. 19, 2006

YEAR	GP	MIN	FGM	FGA	PCT	FTM	FTA	PCT	OFF	DEF	REB	AST	PF	DQ	STL	BLK	PTS	AVG
03-04	82	2838	430	941	.457	342	411	.832	127	239	366	501	194	2	142	25	1214	14.8
04-05	82	2852	427	895	.477	253	302	.838	100	238	338	569	204	1	121	8	1113	13.6
05-06	82	2937	404	872	.463	313	424	.738	92	259	351	674	213	1	106	18	1126	13.7
06-07	23	822	117	248	.472	62	85	.729	25	79	104	209	58	1	37	4	300	13.0

TOTALS 269 9449 1378 2956 .466 970 1222 .794 344 815 1159 1953 669 5 406 55 3753 14.0

Three-point field goals: '03-04, 12-65 (.185); '04-05, 6-39 (.154); '05-06, 5-27 (.185); '06-07, 4-16 (.250); Totals: 27-147 (.184).

PLAYOFFS GP	MIN	FGM	FGA	PCT	FTM	FTA	PCT	OFF	DEF	REB	AST	PF	DQ	STL	BLK	PTS	AVG	
2004	5	174	34	72	.472	9	11	.818	15	8	23	16	16	1	8	0	77	15.4
2005	5	184	28	66	.424	23	32	.719	9	17	26	22	2	10	1	81	16.2	
2006	5	182	34	77	.442	14	17	.824	8	14	22	36	12	0	5	1	82	16.4

TOTALS 15 540 96 215 .447 46 60 .767 32 39 71 78 50 3 23 2 240 16.0

Three-point field goals: 2004, 0-2 (.000); 2005, 2-4 (.500); 2006, 0-0. Totals: 2-6 (.333).



ALL-TIME ROSTER

TERRY MILLS

Height: 6-10 Weight: 250 Michigan '90 Born Dec. 21, 1967
Acquired: By trade from Milwaukee on Aug. 1, 1990 Departed: Traded to New Jersey on Jan. 23, 1991

YEAR	GP	MIN	FGM	FGA	PCT	FTM	FTA	PCT	OFF	DEF	REB	AST	PF	DQ	STL	BLK	PTS	AVG
90-91	17	279	56	120	.467	16	22	.727	31	57	88	16	44	0	16	9	128	7.5

Three-point field goals: 0-2 (.000).

STEVE MIX

Height: 6-7 Weight: 215 Toledo '69 Born Dec. 30, 1947

YEAR	GP	MIN	FGM	FGA	PCT	FTM	FTA	PCT	OFF	DEF	REB	AST	PF	DQ	STL	BLK	PTS	AVG
71-72	1	4	1	1	1.000	0	0	---	1	0	1	0	1	0	-	-	2	2.0

Three-point field goals: 0-0.

ANDRE MOORE

Height: 6-9 Weight: 215 Loyola (Chicago) '87 Born Jul. 2, 1964
Acquired: Drafted, No. 31 overall, in 1987 Departed: Waived on Dec. 2, 1987

YEAR	GP	MIN	FGM	FGA	PCT	FTM	FTA	PCT	OFF	DEF	REB	AST	PF	DQ	STL	BLK	PTS	AVG
87-88	7	34	7	24	.292	6	6	1.000	5	7	12	5	4	0	2	1	20	2.9

Three-point field goals: 0-0.

RICHIE MOORE

Height: 6-2 Weight: 190 Hiram Scott '67 Born in 1945

YEAR	GP	MIN	FGM	FGA	PCT	FTM	FTA	PCT	OFF	DEF	REB	AST	PF	DQ	STL	BLK	PTS	AVG
67-68	18	211	24	71	.338	21	28	.750	-	-	19	8	16	0	-	-	69	3.8

Three-point field goals: 0-2 (.000).

JOHN MORRISON

Height: 6-2 Weight: 190 Canisius '67 Born May 2, 1945

YEAR	GP	MIN	FGM	FGA	PCT	FTM	FTA	PCT	OFF	DEF	REB	AST	PF	DQ	STL	BLK	PTS	AVG
67-68	9	76	10	34	.394	6	9	.667	-	-	9	7	15	0	-	-	27	3.0

Three-point field goals: 1-6 (.167).

ERIC MURDOCK

Height: 6-1 Weight: 200 Providence '91 Born Jun. 14, 1968
Acquired: Signed as a free agent on Sept. 25, 1996 Departed: Waived on Nov. 26, 1996

YEAR	GP	MIN	FGM	FGA	PCT	FTM	FTA	PCT	OFF	DEF	REB	AST	PF	DQ	STL	BLK	PTS	AVG
96-97	12	114	15	33	.455	11	12	.917	1	10	11	24	9	0	9	2	45	3.8

Three-point field goals: 4-10 (.400).

TRACY MURRAY

Height: 6-7 Weight: 228 UCLA '93 Born Jul. 25, 1971
Acquired: By trade from Washington on Sept. 25, 2000 Departed: Traded to Toronto on Jan. 12, 2001

YEAR	GP	MIN	FGM	FGA	PCT	FTM	FTA	PCT	OFF	DEF	REB	AST	PF	DQ	STL	BLK	PTS	AVG
00-01	13	135	17	55	.309	9	10	.900	4	18	22	9	8	0	4	1	50	3.8

Three-point field goals: 7-23 (.304).

WILLIE MURRELL

Height: 6-6 Weight: 225 Kansas State '64 Born Sept. 13, 1941
Departed: Traded to Miami in Aug. 1968

YEAR	GP	MIN	FGM	FGA	PCT	FTM	FTA	PCT	OFF	DEF	REB	AST	PF	DQ	STL	BLK	PTS	AVG
67-68	71	2459	489	1069	.466	166	236	.703	-	-	637	64	200	1	-	-	1165	16.4

Three-point field goals: 3-11 (.273).

PLAYOFFS	GP	MIN	FGM	FGA	PCT	FTM	FTA	PCT	OFF	DEF	REB	AST	PF	DQ	STL	BLK	PTS	AVG
1968	5	198	45	88	.511	22	26	.846	-	-	47	7	24	1	-	-	112	22.4

Three-point field goals: 0-1 (.000).

DIKEMBE MUTOMBO

Height: 7-2 Weight: 25 Georgetown '91 Born Jun. 25, 1966
Acquired: Drafted, No. 4 overall, in 1991 Departed: Left as free agent in 1996

YEAR	GP	MIN	FGM	FGA	PCT	FTM	FTA	PCT	OFF	DEF	REB	AST	PF	DQ	STL	BLK	PTS	AVG
91-92	71	2716	428	869	.493	321	500	.642	316	554	870	156	273	1	43	210	1177	16.6
92-93	82	3029	398	781	.510	335	492	.681	344	726	1070	147	284	5	43	287	1131	13.8
93-94	82	2853	365	642	.569	256	439	.583	286	685	971	127	262	2	59	336	986	12.0
94-95	82	3100	349	628	.556	248	379	.654	319	710	1029	113	284	2	40	321	946	11.5
95-96	74	2713	284	569	.499	246	354	.695	249	622	871	108	258	4	38	332	814	11.0
TOTALS	391	14411	1824	3489	.523	1406	2164	.650	1514	3297	4811	651	1361	14	223	1486	5054	12.9

Three-point field goals: '93-94, 0-1 (.000); '95-96, 0-1 (.000); Totals: 0-2 (.000).

NUGGETS HISTORY

ALL-TIME ROSTER



DIKEMBE MUTOMBO (CONT.)

PLAYOFFS	GP	MIN	FGM	FGA	PCT	FTM	FTA	PCT	OFF	DEF	REB	AST	PF	DQ	STL	BLK	PTS	AVG
1994	12	511	50	108	.463	59	98	.602	40	104	144	21	42	0	41	69	159	13.3
1995	3	84	6	10	.600	6	9	.667	4	15	19	1	15	1	0	7	18	6.0
TOTALS	15	595	56	118	.475	65	107	.607	44	119	163	22	57	1	8	76	177	11.8

Three-point field goals: 0-0.

EDUARDO NAJERA

Height: 6-8 Weight: 235 Oklahoma Born Jul. 11, 1976
 Acquired: By trade from Golden State on Feb. 24, 2005 Departed: Contract expired at end of 2007-08 Season

YEAR	GP	MIN	FGM	FGA	PCT	FTM	FTA	PCT	OFF	DEF	REB	AST	PF	DQ	STL	BLK	PTS	AVG
04-05	26	1185	145	322	.450	58	91	.637	102	141	243	65	148	0	41	24	354	3.6
05-06	64	1448	127	301	.422	89	114	.781	128	197	325	52	165	0	53	34	347	5.1
06-07	75	1658	204	354	.576	88	123	.715	131	179	310	64	207	3	73	26	497	4.1
07-08	78	1664	174	368	.473	63	89	.708	113	224	337	95	199	3	69	40	464	4.3
TOTALS	243	5346	580	1173	.494	269	372	.723	421	676	1097	239	648	6	218	114	1487	4.5

Three-Point Field Goals: '04-05, 6-21 (.286); '05-06, 4-12 (.333); '06-07, 1-12 (.083); '07-08, 53-147 (.361). Totals: 58-177 (.328).

PLAYOFFS	GP	MIN	FGM	FGA	PCT	FTM	FTA	PCT	OFF	DEF	REB	AST	PF	DQ	STL	BLK	PTS	AVG
2005	2	13	0	2	.000	0	0	---	1	1	2	1	1	0	0	0	0	1.0
2006	4	89	3	14	.214	2	4	.500	4	11	15	2	13	0	3	0	8	3.8
2007	5	96	4	17	.235	1	2	.500	11	17	28	2	10	0	2	1	9	5.6
2008	4	78	7	14	.500	0	0	---	5	8	13	6	15	1	3	1	16	3.3
TOTALS	15	276	14	47	.300	3	6	.500	21	37	58	11	39	1	8	2	33	3.9

Three-Point Field Goals: 2007, 0-3 (.000); 2008, 2-5 (.400). Totals: 2-8 (.250).

CALVIN NATT

Height: 6-6 Weight: 220 Northeast Louisiana '79 Born Jan. 8, 1957
 Acquired: By trade from Portland on Jun. 7, 1984 Departed: Traded to San Antonio on Jan. 26, 1989

YEAR	GP	MIN	FGM	FGA	PCT	FTM	FTA	PCT	OFF	DEF	REB	AST	PF	DQ	STL	BLK	PTS	AVG
84-85	78	2658	685	1255	.546	447	564	.793	209	401	610	238	182	1	75	33	1817	23.3
85-86	69	2007	469	930	.504	278	347	.801	125	311	436	164	143	0	58	13	1218	17.7
86-87	1	20	4	10	.400	2	2	1.000	2	3	5	2	2	0	1	0	10	10.0
87-88	27	533	102	208	.490	54	73	.740	35	61	96	47	43	0	13	3	258	9.6
88-89	14	168	22	50	.440	22	31	.710	12	34	46	7	13	0	6	1	66	4.7
TOTALS	189	5386	1282	2453	.523	803	1017	.790	383	810	1193	458	383	1	153	50	3369	17.8

Three-point field goals: '84-85, 0-3 (.000); '85-86, 2-6 (.333); '86-87, 0-0; '87-88, 0-1 (.000); '88-89, 0-1 (.000). Totals: 2-11 (.182).

PLAYOFFS	GP	MIN	FGM	FGA	PCT	FTM	FTA	PCT	OFF	DEF	REB	AST	PF	DQ	STL	BLK	PTS	AVG
1985	15	508	131	238	.550	72	89	.809	31	68	99	57	35	0	8	5	334	22.3
1986	10	293	66	142	.465	46	59	.780	17	62	79	28	25	0	2	3	179	17.9
TOTALS	25	801	197	380	.518	118	148	.797	48	130	178	85	60	0	10	8	513	20.5

Three-point field goals: 1986, 1-2 (.500).

CRAIG NEAL

Height: 6-6 Weight: 180 Georgia Tech '88 Born Feb. 16, 1964
 Acquired: Signed the first of consecutive 10-day contracts on Feb. 11, 1991 Departed: Released on Mar. 3, 1991

YEAR	GP	MIN	FGM	FGA	PCT	FTM	FTA	PCT	OFF	DEF	REB	AST	PF	DQ	STL	BLK	PTS	AVG
90-91	10	125	14	35	.400	13	22	.591	2	14	16	37	26	1	4	0	44	4.4

Three-point field goals: 3-9 (.333).

JOHNNY NEWMAN

Height: 6-7 Weight: 205 Richmond '86 Born Nov. 28, 1963
 Acquired: By trade from Milwaukee on June 25, 1997 Departed: Contract expired at end of '97-98 season

YEAR	GP	MIN	FGM	FGA	PCT	FTM	FTA	PCT	OFF	DEF	REB	AST	PF	DQ	STL	BLK	PTS	AVG
97-98	74	2176	344	799	.431	365	445	.820	50	91	141	138	208	2	77	24	1089	14.7

Three-point field goals: 36-105 (.343).

CARL NICKS

Height: 6-3 Weight: 185 Indiana State '80 Born Oct. 6, 1958
 Acquired: Drafted, No. 23 overall, in 1980 Departed: Traded to Utah on Dec. 22, 1980

YEAR	GP	MIN	FGM	FGA	PCT	FTM	FTA	PCT	OFF	DEF	REB	AST	PF	DQ	STL	BLK	PTS	AVG
80-81	27	493	65	149	.436	35	59	.593	13	36	49	80	52	0	28	2	165	6.1

Three-point field goals: 0-1 (.000).



ALL-TIME ROSTER

JAWANN OLDHAM

Height: 7-0 Weight: 215 Seattle '80 Born Jul. 4, 1957
Acquired: Drafted, No. 41 overall, in 1980 Departed: Waived on Oct. 21, 1980

YEAR	GP	MIN	FGM	FGA	PCT	FTM	FTA	PCT	OFF	DEF	REB	AST	PF	DQ	STL	BLK	PTS	AVG
80-81	4	21	2	6	.333	0	0	---	3	2	5	0	3	0	0	2	4	1.0

Three-point field goals: 0-0.

DOUG OVERTON

Height: 6-3 Weight: 19 La Salle '91 Born Aug. 3, 1969
Acquired: By trade from Washington on Oct. 30, 1995 Departed: Contract expired at end of '95-96 season

YEAR	GP	MIN	FGM	FGA	PCT	FTM	FTA	PCT	OFF	DEF	REB	AST	PF	DQ	STL	BLK	PTS	AVG
95-96	55	607	67	178	.376	40	55	.727	8	55	63	106	49	0	13	5	182	3.3

Three-point field goals: 8-26 (.308).

ROBERT PACK

Height: 6-2 Weight: 190 USC '91 Born Feb. 3, 1969
Acquired: By trade from Portland on Oct. 23, 1992
Re-Acquired: By trade from Boston on Oct. 16, 2000
Departed: Traded to Washington on Oct. 30, 1995
Departed: Contract expired at end of '00-01 season

YEAR	GP	MIN	FGM	FGA	PCT	FTM	FTA	PCT	OFF	DEF	REB	AST	PF	DQ	STL	BLK	PTS	AVG
92-93	77	1579	285	606	.470	239	311	.768	52	108	160	335	182	1	81	10	810	10.5
93-94	66	1382	223	503	.443	179	236	.758	25	98	123	356	147	1	81	9	631	9.6
94-95	42	1144	170	395	.430	137	175	.783	19	94	113	290	101	1	61	6	507	12.1
00-01	74	1260	181	426	.425	105	137	.766	30	107	137	293	114	0	65	1	479	6.5
TOTALS	259	5365	859	1930	.445	660	859	.768	126	407	533	1274	544	3	288	26	2427	9.4

Three-point field goals: '92-'93, 1-8 (.125); '93-'94, 6-29 (.207); '94-'95, 30-72 (.417); '00-'01, 12-31 (.387). Totals: 49-140 (.350).

PLAYOFFS	GP	MIN	FGM	FGA	PCT	FTM	FTA	PCT	OFF	DEF	REB	AST	PF	DQ	STL	BLK	PTS	AVG
1994	12	332	48	118	.407	39	55	.709	5	23	28	51	41	0	18	6	141	11.8
1995	-----DNP-INJURED-----																	

Three-point field goals: 6-20 (.300).

CHARLEY PARKS

Height: 6-5 Weight: 210 Idaho State '68 Born in 1946

YEAR	GP	MIN	FGM	FGA	PCT	FTM	FTA	PCT	OFF	DEF	REB	AST	PF	DQ	STL	BLK	PTS	AVG
68-69	2	5	0	1	.000	0	0	---	0	0	0	0	1	0	-	-	0	0.0

Three-point field goals: 0-0.

RUBEN PATTERSON

Height: 6-5 Weight: 224 Cincinnati '98 Born Jul. 31, 1975
Acquired: By trade from Portland on Feb. 23, 2006 Departed: Traded to Milwaukee on Aug. 10, 2006

YEAR	GP	MIN	FGM	FGA	PCT	FTM	FTA	PCT	OFF	DEF	REB	AST	PF	DQ	STL	BLK	PTS	AVG
05-06	26	736	139	256	.543	65	112	.580	45	45	90	67	71	0	8	2	99	13.2

Three-point field goals: 1-6 (.167).

PLAYOFFS	GP	MIN	FGM	FGA	PCT	FTM	FTA	PCT	OFF	DEF	REB	AST	PF	DQ	STL	BLK	PTS	AVG
2006	4	58	9	17	.529	2	5	.400	5	1	6	3	6	0	1	0	20	5.0

Three-point field goals: 0-0.

WESLEY PERSON

Height: 6-6 Weight: 205 Auburn '94 Born Mar. 28, 1971
Acquired: As a free agent on Mar. 3, 2005 Departed: Contract expired at the end of '04-05 season

YEAR	GP	MIN	FGM	FGA	PCT	FTM	FTA	PCT	OFF	DEF	REB	AST	PF	DQ	STL	BLK	PTS	AVG
04-05	25	461	82	169	.485	5	9	.556	2	59	61	28	24	0	13	4	202	8.1

Three-point field goals: 33-68 (.485).

PLAYOFFS	GP	MIN	FGM	FGA	PCT	FTM	FTA	PCT	OFF	DEF	REB	AST	PF	DQ	STL	BLK	PTS	AVG
2005	4	54	6	14	.429	0	0	---	1	0	1	1	0	0	1	0	15	3.8

Three-point field goals: 3-8 (.375).

JOHAN PETRO

Height: 7-0 Weight: 247 France Born Jan. 27, 1986
Acquired: By trade from Oklahoma City on Jan. 7, 2009 Departed: Contract expired at the end of '09-10 season

YEAR	GP	MIN	FGM	FGA	PCT	FTM	FTA	PCT	OFF	DEF	REB	AST	PF	DQ	STL	BLK	PTS	AVG
08-09	27	217	27	63	.429	6	14	.429	15	48	63	10	56	0	3	10	60	2.2
09-10	36	436	54	101	.535	14	21	.667	32	97	129	14	80	0	10	13	122	3.4

TOTALS	63	653	80	163	.491	20	35	.571	47	145	192	24	136	0	13	23	182	2.9
---------------	-----------	------------	-----------	------------	-------------	-----------	-----------	-------------	-----------	------------	------------	-----------	------------	----------	-----------	-----------	------------	------------

Three-point field goals: '08-'09, 0-1 (.000); '09-'10, 0-1 (.000). Totals: 0-2 (.000).

PLAYOFFS	GP	MIN	FGM	FGA	PCT	FTM	FTA	PCT	OFF	DEF	REB	AST	PF	DQ	STL	BLK	PTS	AVG
2009	10	26	2	9	.222	5	8	.625	2	4	6	1	4	0	0	1	9	0.9
2010	6	45	6	11	.545	1	2	.500	2	9	11	1	13	0	1	3	13	2.2

TOTALS	16	71	8	20	.400	6	10	.600	4	13	17	2	17	0	1	4	22	1.4
---------------	-----------	-----------	----------	-----------	-------------	----------	-----------	-------------	----------	-----------	-----------	----------	-----------	----------	----------	----------	-----------	------------

Three-point field goals: 0-0.

NUGGETS HISTORY

ALL-TIME ROSTER



WALT PIATKOWSKI

Height: 6-8 Weight: 225 Bowling Green '68 Born Jun. 11, 1945
 Acquired: Drafted in the second round in 1968 Departed: Traded to Kentucky in 1970

YEAR	GP	MIN	FGM	FGA	PCT	FTM	FTA	PCT	OFF	DEF	REB	AST	PF	DQ	STL	BLK	PTS	AVG
68-69	77	1819	399	956	.417	117	151	.775	147	216	363	46	226	2	-	-	942	12.2
69-70	75	1302	215	535	.402	76	99	.768	106	146	252	41	180	1	-	-	517	7.0
TOTALS	152	3121	614	1491	.412	193	250	.772	253	362	615	87	406	3	-	-	1459	9.6

Three-point field goals: '68-69, 27-82 (.329); '69-70, 11-50 (.220). Totals 38-132 (.288).

PLAYOFFS	GP	MIN	FGM	FGA	PCT	FTM	FTA	PCT	OFF	DEF	REB	AST	PF	DQ	STL	BLK	PTS	AVG
1969	7	201	48	111	.432	10	11	.909	10	19	29	6	32	1	-	-	107	15.3
1970	6	50	12	24	.500	2	4	.500	9	2	11	4	9	0	-	-	27	4.5
TOTALS	13	251	60	135	.444	12	15	.800	19	21	40	10	41	1	-	-	134	10.3

Three-point field goals: 1969, 1-9 (.111); 1970, 1-4 (.250). Totals: 2-13 (.154).

RICKY PIERCE

Height: 6-4 Weight: 215 Rice '83 Born Aug. 19, 1959
 Acquired: By trade from Indiana on Jun. 13, 1996 Departed: Traded to Charlotte on Feb. 20, 1997

YEAR	GP	MIN	FGM	FGA	PCT	FTM	FTA	PCT	OFF	DEF	REB	AST	PF	DQ	STL	BLK	PTS	AVG
96-97	33	600	120	260	.462	83	92	.902	17	36	53	31	49	0	14	5	335	10.2

Three-point field goals: 12-39 (.308).

GARY PLUMMER

Height: 6-9 Weight: 255 Boston University '84 Born Feb. 21, 1962
 Acquired: Signed as a free agent on Oct. 1, 1992 Departed: Contract expired at end of '92-93 season

YEAR	GP	MIN	FGM	FGA	PCT	FTM	FTA	PCT	OFF	DEF	REB	AST	PF	DQ	STL	BLK	PTS	AVG
92-93	60	737	106	228	.465	69	95	.726	53	120	173	40	141	1	14	11	281	4.7

Three-point field goals: 0-3 (.000).

MARK POPE

Height: 6-10 Weight: 235 Kentucky '96 Born Sept. 11, 1972
 Acquired: Signed as a free agent on Sept. 29, 2003 Departed: Contract expired at end of '03-04 season

YEAR	GP	MIN	FGM	FGA	PCT	FTM	FTA	PCT	OFF	DEF	REB	AST	PF	DQ	STL	BLK	PTS	AVG
03-04	4	20	1	2	.500	0	1	.000	0	3	3	0	8	0	1	0	2	0.5
04-05	9	27	2	6	.333	0	0	---	5	3	8	1	5	0	1	2	4	0.4
TOTALS	13	47	3	8	.375	0	1	.000	5	6	11	1	13	0	2	2	6	0.5

Three-point field goals: 0-0.

JAMES POSEY

Height: 6-8 Weight: 215 Xavier (OH) '99 Born Jan. 13, 1977
 Acquired: Drafted, No. 18 overall, in 1999 Departed: Traded to Houston on Dec. 18, 2002

YEAR	GP	MIN	FGM	FGA	PCT	FTM	FTA	PCT	OFF	DEF	REB	AST	PF	DQ	STL	BLK	PTS	AVG
99-00	81	2052	230	536	.429	120	150	.800	85	232	317	146	207	1	98	33	662	8.2
00-01	82	2255	243	590	.412	115	141	.816	125	306	431	163	226	2	93	40	666	8.1
01-02	73	2238	277	736	.376	161	203	.793	109	320	429	180	224	3	114	39	782	10.7
02-03	25	872	121	324	.373	86	102	.843	38	107	145	78	63	1	29	6	352	14.1
TOTALS	261	7417	871	2186	.398	482	596	.809	357	965	1322	567	720	7	334	118	2462	9.4

Three-point field goals: '99-00, 82-220 (.373); '00-01, 65-217 (.300); '01-02, 67-237 (.283); '02-03, 24-88 (.273). Totals: 238-762 (.312).

JIM PRICE

Height: 6-3 Weight: 195 Louisville '72 Born Nov. 27, 1949
 Acquired: By trade from Buffalo on Dec. 17, 1976 Departed: Traded to Detroit on Feb. 1, 1978

YEAR	GP	MIN	FGM	FGA	PCT	FTM	FTA	PCT	OFF	DEF	REB	AST	PF	DQ	STL	BLK	PTS	AVG
76-77	55	1384	188	422	.445	59	74	.797	41	143	184	208	181	3	96	14	435	7.9
77-78	49	1090	141	293	.481	51	66	.773	30	129	159	158	118	0	69	4	333	6.8
TOTALS	104	2474	329	715	.460	110	140	.786	71	272	343	366	299	3	165	18	768	7.4

PLAYOFFS	GP	MIN	FGM	FGA	PCT	FTM	FTA	PCT	OFF	DEF	REB	AST	PF	DQ	STL	BLK	PTS	AVG
1977	6	158	19	53	.358	5	8	.625	6	18	24	25	18	0	12	1	43	7.2



ALL-TIME ROSTER

MARK RANDALL

Height: 6-9 Weight: 235 Kansas '91 Born Sept. 30, 1967

Acquired: Signed as a free agent on Nov. 29, 1993

Re-Acquired: Signed the first of two consecutive 10-day contracts on Feb. 23, 1995

Re-Acquired: Signed as a free agent on Jan. 22, 1999

Departed: Waived on Nov. 1, 1994

Departed: Contract expired at end of '94-95 season

Departed: Waived on Feb. 19, 1999

YEAR	GP	MIN	FGM	FGA	PCT	FTM	FTA	PCT	OFF	DEF	REB	AST	PF	DQ	STL	BLK	PTS	AVG
93-94	28	155	17	50	.340	22	28	.786	9	13	22	11	18	0	8	3	58	2.1
94-95	8	39	3	10	.300	0	0	----	4	8	12	1	5	0	0	0	6	0.8
TOTALS	36	194	20	60	.333	22	28	.786	13	21	34	12	23	0	8	3	64	1.8

Three-point field goals: '93-94, 2-14 (.143); '94-95, 0-1 (.000). Totals: 2-15 (.133).

PLAYOFFS	GP	MIN	FGM	FGA	PCT	FTM	FTA	PCT	OFF	DEF	REB	AST	PF	DQ	STL	BLK	PTS	AVG	
1994	2	6	0	1	.000	0	0	.000	1	4	5	0	1	0	0	1	0	0.0	
1995	-----DNP - INJURED-----																		

Three-point field goals: 0-0.

BLAIR RASMUSSEN

Height: 7-0 Weight: 250 Oregon '85 Born Nov. 13, 1962

Acquired: Drafted, No. 15 overall, in 1985 Departed: Traded to Atlanta on Jul. 1, 1991

YEAR	GP	MIN	FGM	FGA	PCT	FTM	FTA	PCT	OFF	DEF	REB	AST	PF	DQ	STL	BLK	PTS	AVG
85-86	48	330	31	150	.407	31	39	.795	37	60	97	16	63	0	3	10	153	3.2
86-87	74	1421	268	570	.470	169	231	.732	183	282	465	60	224	6	24	58	705	9.5
87-88	79	1779	435	884	.492	132	170	.776	130	307	437	78	241	2	22	81	1002	12.7
88-89	77	1308	257	577	.445	69	81	.852	105	182	287	49	194	2	29	41	583	7.6
89-90	81	1995	445	895	.497	111	134	.828	174	420	594	82	200	10	40	104	1001	12.4
90-91	70	2325	405	885	.458	63	93	.677	170	508	678	70	307	15	52	132	875	12.5
TOTALS	429	9158	1841	3961	.465	575	748	.769	799	1759	2558	355	1229	35	170	426	4319	10.1

Three-point field goals: '89-90, 0-1 (.000); '90-91, 2-5 (.400). Totals: 2-6 (.333).

PLAYOFFS	GP	MIN	FGM	FGA	PCT	FTM	FTA	PCT	OFF	DEF	REB	AST	PF	DQ	STL	BLK	PTS	AVG
1986	10	175	39	96	.406	33	41	.805	27	33	60	10	28	1	5	9	111	11.1
1987	3	92	22	45	.489	5	10	.500	8	15	23	7	12	0	2	4	49	16.3
1988	11	277	60	127	.472	18	20	.900	25	46	71	7	33	0	1	12	138	12.5
1989	2	4	0	0	.000	0	0	.000	0	0	0	0	1	0	0	0	0	0.0
1990	3	84	19	48	.396	9	10	.900	8	18	26	1	10	0	2	4	47	15.7
TOTALS	29	632	140	316	.443	65	81	.802	68	112	180	25	84	1	10	27	345	11.9

Three-point field goals: 0-0.

JAMES RAY

Height: 6-8 Weight: 215 Jacksonville '80 Born Jul. 27, 1957

Acquired: Drafted, No. 5 overall, in 1980 Departed: Contract expired at end of '82-83 season

YEAR	GP	MIN	FGM	FGA	PCT	FTM	FTA	PCT	OFF	DEF	REB	AST	PF	DQ	STL	BLK	PTS	AVG
80-81	18	148	15	49	.306	7	10	.700	13	24	37	11	31	0	4	4	37	2.1
81-82	40	262	51	116	.440	21	36	.583	18	47	65	26	59	0	10	16	124	3.1
82-83	45	433	70	153	.458	33	51	.647	37	89	126	39	83	2	24	19	173	3.8
TOTALS	103	843	136	318	.428	61	97	.629	68	160	228	76	173	2	38	39	334	3.2

Three-point field goals: '80-81, 0-1 (.000); '81-82, 1-1 (1.000); '82-83, 0-1 (.000). Totals: 1-3 (.333).

PLAYOFFS	GP	MIN	FGM	FGA	PCT	FTM	FTA	PCT	OFF	DEF	REB	AST	PF	DQ	STL	BLK	PTS	AVG
1982	1	2	0	0	.000	0	0	.000	0	0	0	0	1	0	0	1	0	0.0
1983	3	18	1	6	.167	1	4	.250	1	2	3	0	3	0	0	1	3	1.0
TOTALS	4	20	1	6	.167	1	4	.250	1	2	3	0	4	0	0	2	3	0.8

Three-point field goals: 0-0.

ELDRIDGE RECASNER

Height: 6-3 Weight: 190 Washington '90 Born Dec. 14, 1967

Acquired: Signed a 10-day contract on Mar. 3, 1995 Departed: Was not offered a second 10-day contract

YEAR	GP	MIN	FGM	FGA	PCT	FTM	FTA	PCT	OFF	DEF	REB	AST	PF	DQ	STL	BLK	PTS	AVG
94-95	3	13	1	6	.167	4	4	1.000	0	2	2	1	0	0	3	0	6	2.0

Three-point field goals: 0-1 (.000).

ISAIAH RIDER

Height: 6-5 Weight: 215 UNLV '93 Born Mar. 12, 1971

Acquired: Signed as a free agent on Sept. 29, 2001 Departed: Waived on Nov. 19, 2001

YEAR	GP	MIN	FGM	FGA	PCT	FTM	FTA	PCT	OFF	DEF	REB	AST	PF	DQ	STL	BLK	PTS	AVG
01-02	10	173	37	81	.457	13	17	.765	10	23	33	12	11	0	3	2	93	9.3

Three-point field goals: 6-15 (.400).

NUGGETS HISTORY

ALL-TIME ROSTER



ANTHONY ROBERTS

Height: 6-5 Weight: 185 Oral Roberts '77 Born April 15, 1955

Acquired: Signed as a free agent on Aug. 9, 1977

Re-Acquired: Signed for the remainder of the season on Feb. 25, 1984

Departed: Waived on Nov. 27, 1979

Departed: Waived on Jul. 25, 1984

YEAR	GP	MIN	FGM	FGA	PCT	FTM	FTA	PCT	OFF	DEF	REB	AST	PF	DQ	STL	BLK	PTS	AVG	
77-78	82	1598	311	736	.423	153	212	.722	135	216	351	105	212	1	40	7	775	9.5	
78-79	63	1236	211	498	.424	76	110	.691	106	152	258	107	142	2	20	2	498	7.9	
79-80	23	486	69	181	.381	39	60	.650	54	55	109	20	52	1	13	3	177	7.7	
83-84	19	197	34	91	.374	13	18	.722	20	31	51	13	43	1	5	1	81	4.3	
TOTALS	187	3517	625	1506	.445	281	400	.702	315	454	769	245	449	5	78	13	1531	8.2	
Three-point field goals: '79-80, 0-1 (.000).																			
PLAYOFFS	GP	MIN	FGM	FGA	PCT	FTM	FTA	PCT	OFF	DEF	REB	AST	PF	DQ	STL	BLK	PTS	AVG	
1978	13	400	86	199	.432	40	50	.300	45	63	108	30	57	3	11	6	212	16.3	
1979	3	80	13	33	.394	7	11	.636	5	8	13	6	9	0	2	1	33	11.0	
TOTALS	16	480	99	232	.427	47	61	.770	50	71	121	36	66	3	13	7	245	15.3	

MARV ROBERTS

Height: 6-8 Weight: 220 Utah State '71 Born Jan. 29, 1950

Acquired: Drafted in the second round in 1971 Departed: Traded to Carolina in Jan. 1974

YEAR	GP	MIN	FGM	FGA	PCT	FTM	FTA	PCT	OFF	DEF	REB	AST	PF	DQ	STL	BLK	PTS	AVG	
71-72	68	1047	217	533	.407	86	120	.717	121	173	294	61	150	3	-	-	521	7.7	
72-73	77	1959	374	807	.463	201	253	.788	180	218	398	95	194	3	49	6	950	12.3	
73-74	35	645	106	237	.447	48	62	.774	58	73	131	44	72	x	13	2	261	7.5	
TOTALS	180	3651	697	1577	.442	335	435	.767	359	464	823	200	416	6	62	8	1732	9.6	
Three-point field goals: '71-72, 1-4 (.250); '72-73, 1-3 (.333); '73-74, 1-1 (1.000). Totals: 3-8 (.375).																			
PLAYOFFS	GP	MIN	FGM	FGA	PCT	FTM	FTA	PCT	OFF	DEF	REB	AST	PF	DQ	STL	BLK	PTS	AVG	
1972	3	20	2	7	.286	2	2	1.000	1	1	2	0	1	0	-	-	6	2.0	
1973	2	24	4	8	.500	2	2	1.000	0	3	3	1	5	0	0	0	10	5.0	
TOTALS	5	44	6	15	.400	4	4	1.000	1	4	5	1	6	0	0	0	16	3.2	
Three-point field goals: '71-72, 0-1 (.000).																			

DAVE ROBISCH

Height: 6-10 Weight: 240 Kansas '71 Born Dec. 22, 1949

Acquired: Drafted in the second round in 1971

Re-Acquired: By trade from Cleveland on Oct. 31, 1980

Departed: Traded to Baltimore in 1975

Departed: Waived on Dec. 13, 1983

YEAR	GP	MIN	FGM	FGA	PCT	FTM	FTA	PCT	OFF	DEF	REB	AST	PF	DQ	STL	BLK	PTS	AVG	
71-72	84	2420	505	1133	.446	294	419	.702	287	517	804	201	251	6	-	-	1304	15.5	
72-73	83	2647	521	1009	.516	309	409	.756	248	496	744	170	271	8	46	61	1351	16.3	
73-74	84	2469	449	950	.473	318	411	.774	217	491	708	152	225	x	45	66	1216	14.5	
74-75	84	1899	392	778	.504	304	346	.879	161	342	503	153	205	x	46	48	1088	13.0	
80-81	73	1744	293	642	.456	200	247	.810	157	342	499	173	173	0	37	34	757	10.2	
81-82	12	257	48	106	.453	48	55	.873	14	49	63	32	29	0	3	4	144	12.0	
82-83	61	711	96	251	.382	92	118	.780	34	117	151	53	61	0	10	9	284	4.7	
83-84	19	141	13	40	.325	11	13	.846	1	20	21	13	13	0	0	1	37	1.9	
TOTALS	500	11988	2317	4909	.472	1576	2018	.781	1119	2374	3493	947	1228	14	187	223	6181	12.7	
Three-point field goals: '71-72, 0-5 (.000); '72-73, 0-1 (.000); '74-75, 0-1 (.000); '82-83 0-1 (.000). Totals: 0-8 (.000).																			
PLAYOFFS	GP	MIN	FGM	FGA	PCT	FTM	FTA	PCT	OFF	DEF	REB	AST	PF	DQ	STL	BLK	PTS	AVG	
1972	7	288	50	138	.362	37	52	.712	32	67	99	15	25	0	-	-	137	19.6	
1973	5	184	40	85	.471	21	31	.677	30	38	68	8	21	1	3	1	101	20.2	
1975	13	354	73	151	.483	46	53	.868	27	48	75	22	31	x	11	8	192	14.8	
1983	3	22	1	7	.143	0	2	.000	3	6	9	1	2	0	0	1	2	0.7	
TOTALS	28	848	164	381	.430	104	138	.754	92	159	251	46	79	1	14	10	432	15.4	
Three-point field goals: 0-0.																			

JOHN ROCHE

Height: 6-3 Weight: 170 South Carolina '71 Born Sept. 26, 1949

Acquired: Signed as a free agent on Jul. 27, 1979 Departed: Retired at end of '81-82 season

YEAR	GP	MIN	FGM	FGA	PCT	FTM	FTA	PCT	OFF	DEF	REB	AST	PF	DQ	STL	BLK	PTS	AVG	
79-80	82	2286	354	741	.478	175	202	.866	24	91	115	405	139	0	82	12	932	11.4	
80-81	26	611	82	179	.458	58	77	.753	5	32	37	140	44	0	17	8	231	8.9	
81-82	39	501	68	150	.453	28	38	.737	4	19	23	89	40	0	15	2	187	4.8	
TOTALS	147	3398	504	1070	.471	261	317	.823	33	142	175	634	223	0	114	22	1350	9.2	
Three-point field goals: '79-80, 49-129(.380); '80-81, 9-27 (.333); '81-82, 23-52 (.442). Totals: 81-208 (.389).																			



ALL-TIME ROSTER

RODNEY ROGERS

Height: 6-7 Weight: 255 Wake Forest '94 Born Jun. 20, 1971
 Acquired: Drafted, No. 9 overall, in 1993 Departed: Traded to L.A. Clippers on Jun. 28, 1995

YEAR	GP	MIN	FGM	FGA	PCT	FTM	FTA	PCT	OFF	DEF	REB	AST	PF	DQ	STL	BLK	PTS	AVG
93-94	79	1406	239	545	.439	127	189	.672	90	136	226	101	195	3	63	48	640	8.1
94-95	80	2142	375	769	.488	179	275	.651	132	253	385	161	281	7	95	46	979	12.2
TOTALS	159	3548	614	1314	.467	306	464	.659	222	389	611	262	476	10	158	94	1619	10.2

Three-point field goals: '93-94, 35-92 (.380); '94-95, 50-148 (.338). Totals: 85-240 (.354).

PLAYOFFS	GP	MIN	FGM	FGA	PCT	FTM	FTA	PCT	OFF	DEF	REB	AST	PF	DQ	STL	BLK	PTS	AVG
1994	12	190	19	49	.388	17	27	.630	8	13	21	16	25	0	7	6	61	5.1
1995	3	76	12	22	.545	1	4	.250	1	11	12	5	13	1	3	4	26	8.7
TOTALS	15	266	31	71	.437	18	31	.581	9	24	33	21	38	1	10	10	87	5.8

Three-point field goals: '93-94, 6-19 (.315); '94-95, 1-4 (.250). Totals: 7-23 (.304).

ROY ROGERS

Height: 6-10 Weight: 235 Alabama '96 Born: Aug. 18, 1973
 Acquired: Signed as a free agent on Oct. 1, 1999 Departed: Contract expired at end of '99-00 season

YEAR	GP	MIN	FGM	FGA	PCT	FTM	FTA	PCT	OFF	DEF	REB	AST	PF	DQ	STL	BLK	PTS	AVG
99-00	40	355	35	88	.398	19	41	.463	33	47	80	9	36	0	2	38	89	2.2

Three-point field goals: 0-0.

WILLIE ROGERS

Height: 6-3 Weight: 195 Oklahoma '68 Born Sept. 11, 1945

YEAR	GP	MIN	FGM	FGA	PCT	FTM	FTA	PCT	OFF	DEF	REB	AST	PF	DQ	STL	BLK	PTS	AVG
68-69	40	294	27	80	.338	31	52	.596	17	30	47	16	51	1	-	-	85	2.1

Three-point field goals: 0-3 (.000).

JALEN ROSE

Height: 6-8 Weight: 210 Michigan '95 Born Jan. 30, 1973
 Acquired: Drafted, No. 13 overall, in 1994 Departed: Traded to Indiana on Jun. 13, 1996

YEAR	GP	MIN	FGM	FGA	PCT	FTM	FTA	PCT	OFF	DEF	REB	AST	PF	DQ	STL	BLK	PTS	AVG
94-95	81	1798	227	500	.454	173	234	.739	57	160	217	389	206	0	65	22	663	8.2
95-96	80	2134	290	604	.480	191	277	.690	46	214	260	495	229	3	53	39	803	10.0
TOTALS	161	3932	517	1104	.468	364	511	.712	103	374	477	884	435	3	118	61	1466	9.1

Three-point field goals: '94-95, 36-114 (.316); '95-96, 32-108 (.296). Totals: 68-222 (.306).

PLAYOFFS	GP	MIN	FGM	FGA	PCT	FTM	FTA	PCT	OFF	DEF	REB	AST	PF	DQ	STL	BLK	PTS	AVG
1995	3	99	13	28	.464	3	5	.600	4	7	11	18	9	0	3	2	30	10.0

Three-point field goals: 1-4 (.250).

BRYON RUSSELL

Height: 6-7 Weight: 225 Long Beach State '93 Born Dec. 31, 1970
 Acquired: Signed as a free agent on Oct. 5, 2005 Departed: Traded to Seattle on Feb. 23, 2006

YEAR	GP	MIN	FGM	FGA	PCT	FTM	FTA	PCT	OFF	DEF	REB	AST	PF	DQ	STL	BLK	PTS	AVG
04-05	70	1026	95	252	.377	61	77	.792	50	122	172	72	130	0	44	11	307	4.4
05-06	1	3	0	0	---	0	0	---	0	1	1	1	0	0	0	0	0	0.0
TOTALS	71	1029	95	252	.377	61	77	.792	50	123	173	73	130	0	44	11	307	4.4

Three-point field goals: '04-05, 56-149 (.376); '05-06, 0-0 (---). Totals: 56-149 (.376).

PLAYOFFS	GP	MIN	FGM	FGA	PCT	FTM	FTA	PCT	OFF	DEF	REB	AST	PF	DQ	STL	BLK	PTS	AVG
2005	3	9	0	1	.000	3	3	1.000	0	0	0	0	0	0	0	0	3	1.0

Three-point field goals: 1-4 (.250).

CHEIKH SAMB

Height: 7-1 Weight: 245 Senegal Born: Oct. 22, 1984
 Acquired: By trade from Detroit on Nov. 3, 2008 Departed: By trade to L.A. Clippers on Jan. 5, 2009

YEAR	GP	MIN	FGM	FGA	PCT	FTM	FTA	PCT	OFF	DEF	REB	AST	PF	DQ	STL	BLK	PTS	AVG
08-09	6	24	2	13	.154	0	0	---	2	7	9	1	4	0	2	5	4	0.7

Three-point field goals: 0-1 (.000).

JAMAL SAMPSON

Height: 6-11 Weight: 235 California Born May 15, 1983
 Acquired: Signed as a free agent on Jul. 28, 2006 Departed: Contract expired at end of '06-07 season

YEAR	GP	MIN	FGM	FGA	PCT	FTM	FTA	PCT	OFF	DEF	REB	AST	PF	DQ	STL	BLK	PTS	AVG
06-07	22	125	9	14	.643	6	14	.429	15	33	48	5	17	0	2	7	24	1.1

Three-point field goals: 0-0.

NUGGETS HISTORY

ALL-TIME ROSTER



KENNY SATTERFIELD

Height: 6-2 Weight: 170 Cincinnati '03 Born Apr. 10, 1981
 Acquired: By trade from Dallas on Sept. 24, 2001 Departed: Waived on Dec. 18, 2002

YEAR	GP	MIN	FGM	FGA	PCT	FTM	FTA	PCT	OFF	DEF	REB	AST	PF	DQ	STL	BLK	PTS	AVG
01-02	36	560	73	199	.367	36	46	.783	17	35	52	108	43	0	31	1	189	5.3
02-03	22	420	51	165	.309	16	23	.696	12	23	35	53	30	0	18	2	123	5.6
TOTALS	58	980	124	364	.341	52	69	.754	29	58	87	161	73	0	49	3	312	5.4

Three-point field goals: '01-02, 7-27 (.259); '02-03, 5-28 (.179). Totals: 12-55 (.218).

PREDRAG SAVOIC

Height: 6-6 Weight: 225 Hawaii '02 Born: May 21, 1976
 Acquired: Signed as a free agent on July 18, 2002 Departed: Waived on Aug. 4, 2003

YEAR	GP	MIN	FGM	FGA	PCT	FTM	FTA	PCT	OFF	DEF	REB	AST	PF	DQ	STL	BLK	PTS	AVG
02-03	27	256	29	93	.312	21	29	.724	9	16	25	22	33	0	14	1	83	3.1

Three-point field goals: 4-26 (.154).

DAN SCHAYES

Height: 6-11 Weight: 245 Syracuse '81 Born May 10, 1959
 Acquired: By trade from Utah on Feb. 7, 1982 Departed: Traded to Milwaukee on Aug. 1, 1990

YEAR	GP	MIN	FGM	FGA	PCT	FTM	FTA	PCT	OFF	DEF	REB	AST	PF	DQ	STL	BLK	PTS	AVG
82-83	32	646	111	235	.472	71	100	.710	63	123	186	40	109	1	15	58	293	9.2
83-84	82	1420	183	371	.493	215	272	.790	145	288	433	91	308	5	32	60	581	7.1
84-85	56	542	60	129	.465	79	97	.814	48	96	144	38	98	2	20	25	199	3.6
85-86	80	1654	221	440	.502	216	278	.777	154	285	439	79	298	7	42	63	658	8.2
86-87	76	1556	210	405	.519	229	294	.779	120	260	380	85	266	5	20	74	649	8.5
87-88	81	2166	361	668	.540	407	487	.836	200	462	662	106	323	9	62	92	1129	13.9
88-89	76	1918	317	607	.522	332	402	.826	142	358	500	105	320	8	42	81	969	12.8
89-90	53	1194	163	330	.494	225	264	.852	117	225	342	61	200	7	41	45	551	10.4
TOTALS	536	11096	1626	3185	.511	1774	2194	.809	989	2097	3086	605	1922	44	274	498	5029	9.4

Three-point field goals: '82-83, 0-1 (.000); '83-84, 0-2 (.000); '85-86, 0-1 (.000); '87-88, 0-2 (.000); '88-89, 3-9 (.333); '89-90, 0-4 (.000). Totals: 3-19 (.159).

PLAYOFFS	GP	MIN	FGM	FGA	PCT	FTM	FTA	PCT	OFF	DEF	REB	AST	PF	DQ	STL	BLK	PTS	AVG
1983	8	163	21	43	.488	15	15	1.000	11	29	40	14	25	0	2	5	57	7.1
1984	5	81	11	18	.611	6	8	.750	3	21	24	4	20	0	4	3	28	5.6
1985	9	118	11	26	.423	14	20	.700	8	22	30	12	22	0	3	4	36	4.0
1986	10	295	46	86	.535	24	30	.800	34	48	82	9	37	1	4	17	116	11.6
1987	3	75	12	17	.706	6	9	.667	6	11	17	2	10	0	1	2	30	10.0
1988	11	314	55	88	.625	70	83	.843	30	49	79	18	46	1	3	10	180	16.4
1989	2	36	1	7	.143	6	8	.750	2	9	11	1	4	0	1	1	8	4.0
TOTALS	48	1082	157	285	.551	141	175	.806	94	189	283	60	162	2	18	42	455	9.5

Three-point field goals: 0-0.

STEVE SCHEFFLER

Height: 6-9 Weight: 250 Purdue '90 Born Sept. 3, 1967
 Acquired: Signed for the remainder of the season on Mar. 31, 1992 Departed: Contract expired at end of '91-92 season

YEAR	GP	MIN	FGM	FGA	PCT	FTM	FTA	PCT	OFF	DEF	REB	AST	PF	DQ	STL	BLK	PTS	AVG
91-92	7	46	4	7	.571	4	6	.667	8	3	11	0	8	0	3	0	12	1.7

Three-point field goals: 0-0.

CHARLES SCOTT

Height: 6-6 Weight: 175 North Carolina '71 Born Dec. 15, 1948
 Acquired: By trade from Los Angeles on Jun. 26, 1978 Departed: Contract expired at end of '79-80 season

YEAR	GP	MIN	FGM	FGA	PCT	FTM	FTA	PCT	OFF	DEF	REB	AST	PF	DQ	STL	BLK	PTS	AVG
78-79	79	2617	393	854	.460	161	215	.749	54	156	210	428	284	12	78	30	947	12.0
79-80	69	1960	276	688	.401	85	118	.720	51	115	166	250	197	3	47	23	639	9.3
TOTALS	148	4477	669	1542	.434	246	333	.739	105	271	376	678	481	15	125	53	1586	10.7

Three-point field goals: '79-80, 2-11 (.182).

PLAYOFFS	GP	MIN	FGM	FGA	PCT	FTM	FTA	PCT	OFF	DEF	REB	AST	PF	DQ	STL	BLK	PTS	AVG
1979	3	104	22	42	.476	8	14	.571	2	12	14	10	11	0	2	2	48	16.0

SHAWNELLE SCOTT

Height: 6-11 Weight: 250 St. John's '94 Born Jun. 16, 1972
 Acquired: Signed as a free agent on Oct. 13, 2001 Departed: Waived on Jan. 6, 2002

YEAR	GP	MIN	FGM	FGA	PCT	FTM	FTA	PCT	OFF	DEF	REB	AST	PF	DQ	STL	BLK	PTS	AVG
01-02	21	252	37	75	.493	8	20	.400	53	50	103	8	49	0	3	6	82	3.9

Three-point field goals: 0-0.



ALL-TIME ROSTER

DON SIDLE

Height: 6-9 Weight: 215 Oklahoma '68 Born Jun. 21, 1946
 Acquired: By trade from Miami in Jun. 1970 Departed: Traded to Indiana in Feb. 1971

YEAR	GP	MIN	FGM	FGA	PCT	FTM	FTA	PCT	OFF	DEF	REB	AST	PF	DQ	STL	BLK	PTS	AVG
70-71	54	1623	339	694	.488	192	257	.747	213	275	488	66	167	0	-	-	870	16.1

Three-point field goals: 0-5 (.000).

PAUL SILAS

Height: 6-7 Weight: 220 Creighton '63 Born Jul. 12, 1943
 Acquired: By trade from Boston on Oct. 20, 1976 Departed: Traded to Seattle on May 24, 1977

YEAR	GP	MIN	FGM	FGA	PCT	FTM	FTA	PCT	OFF	DEF	REB	AST	PF	DQ	STL	BLK	PTS	AVG
76-77	81	1959	206	572	.360	170	255	.667	236	370	606	132	183	0	58	23	582	7.2
PLAYOFFS	GP	MIN	FGM	FGA	PCT	FTM	FTA	PCT	OFF	DEF	REB	AST	PF	DQ	STL	BLK	PTS	AVG
1977	6	141	14	33	.424	13	24	.542	16	24	40	16	23	1	1	4	41	6.8

GRANT SIMMONS

Height: 6-3 Weight: 190 Nebraska '66 Born Mar. 7, 1943

YEAR	GP	MIN	FGM	FGA	PCT	FTM	FTA	PCT	OFF	DEF	REB	AST	PF	DQ	STL	BLK	PTS	AVG
67-68	78	2264	292	688	.424	208	295	.705	-	-	240	182	236	3	-	-	793	10.2
68-69	17	252	22	59	.373	20	29	.690	6	20	26	15	42	2	-	-	65	3.8
TOTALS	95	2516	314	747	.420	228	324	.704	-	-	266	197	278	5	-	-	858	9.0

Three-point field goals: '67-68, 1-22 (.045); '68-69, 1-2 (.500). Totals: 2-24 (.083).

PLAYOFFS	GP	MIN	FGM	FGA	PCT	FTM	FTA	PCT	OFF	DEF	REB	AST	PF	DQ	STL	BLK	PTS	AVG
1968	5	145	13	36	.361	12	16	.750	-	-	22	15	20	1	-	-	38	7.6
1969	2	9	0	1	.000	0	0	---	0	0	0	0	1	0	-	-	0	0.0
TOTALS	7	154	13	37	.351	12	16	.750	-	-	22	15	21	1	-	-	38	5.4

Three-point field goals: 1968, 0-1 (.000).

RALPH SIMPSON

Height: 6-5 Weight: 200 Michigan State '70 Born Aug. 10, 1949
 Acquired: Drafted in the first round in 1971 Departed: Traded to Detroit on Oct. 20, 1976
 Re-Acquired: By trade from Detroit on Feb. 1, 1978 Departed: Traded to Philadelphia on Aug. 16, 1978

YEAR	GP	MIN	FGM	FGA	PCT	FTM	FTA	PCT	OFF	DEF	REB	AST	PF	DQ	STL	BLK	PTS	AVG
70-71	81	1820	460	1108	.415	215	285	.754	125	106	231	168	152	1	-	-	1152	14.2
71-72	84	3006	920	2000	.460	457	568	.805	171	227	398	258	244	3	-	-	2300	27.4
72-73	81	2589	732	1670	.438	421	556	.757	140	231	371	222	241	2	127	11	1890	23.3
73-74	75	2244	597	1395	.428	208	276	.754	113	213	326	191	190	x	103	12	1404	18.7
74-75	82	2863	694	1374	.505	303	402	.754	108	283	391	442	214	x	166	19	1692	20.6
75-76	84	3121	619	1211	.511	273	350	.780	121	333	454	597	183	x	153	23	1515	18.0
77-78	32	584	73	230	.317	31	40	.775	26	49	75	72	42	0	43	4	177	4.4
TOTALS	519	16227	4095	8988	.456	1908	2477	.770	804	1442	2246	1950	1266	6	592	69	10130	19.5

Three-point field goals: '70-71, 17-60 (.283); '71-72, 3-22 (.136); '72-73, 5-24 (.208); '73-74, 2-24 (.083); '74-75, 1-12 (.083); '75-76, 4-24 (.167). Totals: 32-166 (.193).

PLAYOFFS	GP	MIN	FGM	FGA	PCT	FTM	FTA	PCT	OFF	DEF	REB	AST	PF	DQ	STL	BLK	PTS	AVG
1972	7	291	70	162	.432	47	57	.825	14	17	31	24	21	0	-	-	187	26.7
1973	5	197	51	138	.370	28	37	.757	8	16	24	14	20	1	3	1	132	26.4
1975	13	471	102	241	.427	53	68	.779	18	47	67	74	30	x	22	3	258	19.9
1976	13	542	99	217	.456	58	64	.906	17	44	61	73	33	x	21	4	257	19.8
1978	13	225	43	95	.453	16	23	.696	5	14	19	38	20	0	4	2	102	7.8
TOTALS	51	1546	365	826	.442	202	249	.811	62	138	200	223	124	1	50	10	936	18.4

Three-point field goals: 1972, 0-2 (.000); 1973, 2-6 (.333); 1975, 1-6 (.167); 1976, 1-2 (.500). Totals: 4-16 (.250).

REGGIE SLATER

Height: 6-7 Weight: 250 Wyoming '92 Born Aug. 27, 1970
 Acquired: Signed as a free agent on Aug. 2, 1994 Departed: Selected by Vancouver in 1995 Expansion Draft
 Re-Acquired: Signed as a free agent on Dec. 26, 1995 Departed: Waived on Jan. 5, 1996

YEAR	GP	MIN	FGM	FGA	PCT	FTM	FTA	PCT	OFF	DEF	REB	AST	PF	DQ	STL	BLK	PTS	AVG
94-95	25	236	40	81	.494	40	55	.727	21	36	57	12	47	0	7	3	120	4.8
95-96	4	26	6	11	.545	2	5	.400	3	4	7	2	4	0	1	1	14	3.5
TOTALS	29	262	46	92	.500	42	60	.700	24	40	64	14	51	0	8	4	134	4.6

Three-point field goals: 0-0.

NUGGETS HISTORY

ALL-TIME ROSTER



AL SMITH

Height: 6-1 Weight: 195 Bradley '71 Born Jan. 15, 1947
 Acquired: Drafted in the fourth round in 1971 Departed: Traded to Utah on Sept. 18, 1974

YEAR	GP	MIN	FGM	FGA	PCT	FTM	FTA	PCT	OFF	DEF	REB	AST	PF	DQ	STL	BLK	PTS	AVG
71-72	83	1764	292	675	.433	153	211	.725	85	141	226	249	244	4	-	-	769	9.3
72-73	83	2343	315	767	.411	272	352	.773	68	146	214	477	295	7	74	11	919	11.1
73-74	76	2435	311	779	.399	187	242	.773	56	185	241	619	257	x	100	7	831	10.9
TOTALS	242	6542	918	2221	.413	612	805	.760	209	472	681	1345	796	11	174	18	2519	10.4

Three-point field goals: '71-72, 32-107 (.299); '72-73, 17-90 (.189); '73-74, 22-72 (.306). Totals: 71-269 (.264).

PLAYOFFS	GP	MIN	FGM	FGA	PCT	FTM	FTA	PCT	OFF	DEF	REB	AST	PF	DQ	STL	BLK	PTS	AVG
1972	7	99	12	27	.444	4	5	.800	3	15	18	7	14	0	-	-	30	4.3
1973	5	185	15	54	.278	18	20	.900	10	15	25	26	17	0	4	0	48	9.6
TOTALS	12	284	27	81	.333	22	25	.880	13	30	43	33	31	0	4	0	78	6.5

Three-point field goals: 1972, 2-3 (.667); 1973, 0-2 (.000). Totals: 2-5 (.400).

CHARLES SMITH

Height: 6-4 Weight: 200 New Mexico '97 Born Aug. 22, 1975
 Acquired: By trade from Portland on Feb. 23, 2006 Departed: Waived on Mar. 1, 2006

YEAR	GP	MIN	FGM	FGA	PCT	FTM	FTA	PCT	OFF	DEF	REB	AST	PF	DQ	STL	BLK	PTS	AVG
05-06	1	2	0	1	.000	0	0	---	0	0	0	0	1	0	0	0	0	0.0

Three-point field goals: 0-1 (.000).

JOE SMITH

Height: 6-10 Weight: 225 Maryland '95 Born Jul. 26, 1975
 Acquired: By trade from Milwaukee on Aug. 10, 2006 Departed: Traded to Philadelphia on Dec. 19, 2006

YEAR	GP	MIN	FGM	FGA	PCT	FTM	FTA	PCT	OFF	DEF	REB	AST	PF	DQ	STL	BLK	PTS	AVG
06-07	11	148	23	48	.479	10	12	.833	13	27	40	3	23	0	6	7	56	5.1

Three-point field goals: 0-1 (.000).

KENNY SMITH

Height: 6-3 Weight: 179 North Carolina '87 Born Mar. 8, 1965
 Acquired: Signed for the remainder of the season on Mar. 3, 1997 Departed: Contract expired at end of '96-97 season

YEAR	GP	MIN	FGM	FGA	PCT	FTM	FTA	PCT	OFF	DEF	REB	AST	PF	DQ	STL	BLK	PTS	AVG
96-97	33	654	87	206	.422	35	41	.854	3	34	37	102	25	0	18	0	260	7.9

Three-point field goals: 51-120 (.425).

OTIS SMITH

Height: 6-5 Weight: 210 Jacksonville '86 Born Jan. 30, 1964
 Acquired: Drafted, No. 41 overall, in 1986 Departed: Traded to Golden State on Dec. 2, 1987

YEAR	GP	MIN	FGM	FGA	PCT	FTM	FTA	PCT	OFF	DEF	REB	AST	PF	DQ	STL	BLK	PTS	AVG
86-87	28	168	33	79	.418	12	21	.571	17	17	34	22	30	0	1	1	78	2.8
87-88	15	191	37	93	.398	21	28	.750	16	14	30	11	23	0	5	6	95	6.3
TOTALS	43	359	70	172	.406	33	49	.673	33	31	64	33	53	0	6	7	173	4.0

Three-point field goals: '86-87, 0-2 (.000).

PLAYOFFS	GP	MIN	FGM	FGA	PCT	FTM	FTA	PCT	OFF	DEF	REB	AST	PF	DQ	STL	BLK	PTS	AVG
1987	3	19	2	6	.333	6	9	.667	1	4	5	4	1	0	0	2	10	3.3

Three-point field goals: 0-0.

ROBERT SMITH

Height: 5-11 Weight: 165 UNLV '77 Born Mar. 10, 1955
 Acquired: Signed as a free agent on Aug. 11, 1977 Departed: Waived on Jan. 30, 1978
 Re-Acquired: Re-Signed on Feb. 8, 1978 Departed: Traded to Utah on Oct. 9, 1979

YEAR	GP	MIN	FGM	FGA	PCT	FTM	FTA	PCT	OFF	DEF	REB	AST	PF	DQ	STL	BLK	PTS	AVG
77-78	45	378	50	97	.515	21	24	.875	6	30	36	39	52	0	18	3	121	2.7
78-79	82	1479	184	436	.422	159	180	.883	41	105	146	208	165	1	58	13	527	6.4
TOTALS	127	1857	234	533	.439	180	204	.882	47	135	182	247	217	1	76	16	648	5.1

PLAYOFFS	GP	MIN	FGM	FGA	PCT	FTM	FTA	PCT	OFF	DEF	REB	AST	PF	DQ	STL	BLK	PTS	AVG
1978	11	96	17	26	.654	5	7	.714	5	4	9	17	13	0	6	0	39	3.5
1979	3	25	0	7	.000	2	2	1.000	1	1	2	4	2	0	2	0	2	0.7
TOTALS	14	121	17	33	.515	7	9	.778	5	5	11	21	15	0	8	0	41	2.9



ALL-TIME ROSTER

ELMORE SPENCER

Height: 7-0 Weight: 270 UNLV '92 Born Dec. 6, 1969
 Acquired: By trade from L.A. Clippers on Sept. 19, 1995 Departed: Waived on Dec. 12, 1995

YEAR	GP	MIN	FGM	FGA	PCT	FTM	FTA	PCT	OFF	DEF	REB	AST	PF	DQ	STL	BLK	PTS	AVG
95-96	6	21	0	1	.000	0	0	---	1	3	4	0	8	1	0	3	0	0.0

Three-point field goals: 0-0.

BRYANT STITH

Height: 6-5 Weight: 210 Virginia '92 Born Dec. 10, 1970
 Acquired: Drafted, No. 13 overall, in 1992 Departed: Traded to Boston on Oct. 16, 2000

YEAR	GP	MIN	FGM	FGA	PCT	FTM	FTA	PCT	OFF	DEF	REB	AST	PF	DQ	STL	BLK	PTS	AVG
92-93	39	865	124	278	.446	99	119	.832	39	85	124	49	82	0	24	5	347	8.9
93-94	82	2853	365	811	.450	291	351	.829	119	230	349	199	165	0	116	18	1023	12.5
94-95	81	2329	312	661	.472	267	324	.824	95	173	268	153	142	0	91	18	911	11.2
95-96	82	2810	379	911	.416	320	379	.844	125	275	400	241	187	3	114	16	1119	13.6
96-97	52	1788	251	603	.416	202	234	.863	74	143	217	133	119	1	60	20	774	14.9
97-98	31	718	75	225	.333	75	86	.872	15	50	65	50	52	0	21	8	235	7.6
98-99	46	1194	114	290	.393	61	71	.859	30	77	107	82	65	0	28	15	320	7.0
99-00	45	691	86	189	.455	64	77	.831	23	61	84	61	56	0	18	12	253	5.6

TOTALS 458 13248 1706 3968 .430 1379 1641 .840 520 1094 1614 968 868 4 472 110 4982 10.9
 Three-point field goals: '92-93, 0-4 (.000); '93-94, 2-9 (.222); '94-95, 20-68 (.294); '95-96, 41-148 (.277); '96-97, 70-182 (.385); '97-98, 10-48 (.208); '98-99, 31-106 (.292); '99-00, 7-56 (.125). Totals: 191-621 (.308).

PLAYOFFS	GP	MIN	FGM	FGA	PCT	FTM	FTA	PCT	OFF	DEF	REB	AST	PF	DQ	STL	BLK	PTS	AVG
1994	12	413	43	102	.422	50	60	.833	23	33	56	26	23	0	11	2	136	11.3
1995	3	85	17	32	.531	15	19	.789	3	6	9	7	7	0	1	1	50	16.7

TOTALS 15 498 60 134 .448 65 79 .823 26 39 65 33 30 0 12 3 186 12.4
 Three-point field goals: 1994, 0-1 (.000); 1995, 1-6 (.167). Totals: 1-7 (.143).

MARK STRICKLAND

Height: 6-10 Weight: 220 Temple '92 Born Jul. 14, 1970
 Acquired: By trade from Miami on Jun. 27, 2000 Departed: Waived on Mar. 22, 2001

YEAR	GP	MIN	FGM	FGA	PCT	FTM	FTA	PCT	OFF	DEF	REB	AST	PF	DQ	STL	BLK	PTS	AVG
00-01	46	517	82	185	.443	37	59	.627	43	77	120	17	58	0	12	19	201	4.4

Three-point field goals: 0-1 (.000).

LEVERN TART

Height: 6-3 Weight: 196 Bradley '64 Born Jun. 1, 1942
 Acquired: By trade from Houston on Feb. 12, 1969 Departed: Sold to New York on Jun. 26, 1969

YEAR	GP	MIN	FGM	FGA	PCT	FTM	FTA	PCT	OFF	DEF	REB	AST	PF	DQ	STL	BLK	PTS	AVG
68-69	20	345	56	159	.352	42	56	.750	25	26	51	44	40	1	-	-	154	7.7

Three-point field goals: 0-2 (.000).

BRIAN TAYLOR

Height: 6-2 Weight: 185 Princeton '73 Born Jun. 9, 1951
 Acquired: By trade from Kansas City on May 25, 1977 Departed: Left team on Jan. 16, 1978

YEAR	GP	MIN	FGM	FGA	PCT	FTM	FTA	PCT	OFF	DEF	REB	AST	PF	DQ	STL	BLK	PTS	AVG
77-78	39	1222	182	403	.452	88	115	.765	30	68	98	132	120	1	71	9	452	11.6

JOHNNY TAYLOR

Height: 6-9 Weight: 220 Tennessee-Chattanooga '97 Born Jun. 4, 1974
 Acquired: By trade from Orlando on Jan. 21, 1999 Departed: Traded to Orlando on Feb. 1, 2000

YEAR	GP	MIN	FGM	FGA	PCT	FTM	FTA	PCT	OFF	DEF	REB	AST	PF	DQ	STL	BLK	PTS	AVG
98-99	36	724	82	198	.414	17	23	.739	30	171	101	24	97	1	28	17	207	5.8
99-00	1	5	0	2	.000	0	0	---	0	1	1	0	1	0	0	0	0	0.0

TOTALS 37 729 82 200 .410 17 23 .739 30 72 102 24 98 1 28 17 207 5.8
 Three-point field goals: '98-99, 26-68 (.382); '99-00, 0-0. Totals: 26-68 (.382).

ROLAND "FATTY" TAYLOR

Height: 6-0 Weight: 175 LaSalle '69 Born Mar. 13, 1946
 Departed: Traded to Virginia in 1975
 Re-Acquired: By trade from Philadelphia on Aug. 5, 1976 Departed: Waived on Oct. 17, 1977

YEAR	GP	MIN	FGM	FGA	PCT	FTM	FTA	PCT	OFF	DEF	REB	AST	PF	DQ	STL	BLK	PTS	AVG
74-75	76	2018	251	586	.428	129	172	.750	85	136	221	337	238	x	172	16	637	8.4
76-77	79	1548	132	314	.420	37	65	.569	90	121	211	288	202	0	132	9	301	3.8

TOTALS 155 3566 383 900 .426 166 237 .700 175 257 432 632 440 0 304 25 938 6.1
 Three-point field goals: '74-75, 6-21 (.286).

PLAYOFFS	GP	MIN	FGM	FGA	PCT	FTM	FTA	PCT	OFF	DEF	REB	AST	PF	DQ	STL	BLK	PTS	AVG
1975	13	275	29	64	.453	15	19	.789	16	22	38	37	36	x	27	2	73	5.6
1977	1	1	0	0	---	0	0	---	0	0	0	0	0	0	0	0	0	0.0

TOTALS 14 276 29 64 .453 15 19 .789 16 22 38 37 36 0 27 2 73 5.2
 Three-point field goals: 1975, 0-1 (.000).

NUGGETS HISTORY

ALL-TIME ROSTER



CLAUDE TERRY

Height: 6-5 Weight: 195 Stanford '72 Born Jan. 12, 1950
 Acquired: Drafted in the second round in 1972

YEAR	GP	MIN	FGM	FGA	PCT	FTM	FTA	PCT	OFF	DEF	REB	AST	PF	DQ	STL	BLK	PTS	AVG
72-73	68	667	120	285	.421	74	114	.649	45	30	75	62	111	0	24	0	324	4.8
73-74	60	587	113	255	.443	60	69	.870	26	45	71	73	64	x	12	3	300	5.0
74-75	70	989	193	364	.530	70	92	.760	57	83	140	111	82	x	33	2	466	6.7
75-76	79	1349	232	500	.464	80	89	.899	42	110	152	146	116	x	40	5	557	7.1
TOTALS	277	3592	658	1404	.469	284	364	.780	170	268	438	392	373	0	109	10	1647	5.9

Three-point field goals: 72-73, 10-24 (.417); 73-74, 14-35 (.400); 74-75, 10-25 (.400); 75-76, 13-55 (.236). Totals: 47-139 (.338).

PLAYOFFS	GP	MIN	FGM	FGA	PCT	FTM	FTA	PCT	OFF	DEF	REB	AST	PF	DQ	STL	BLK	PTS	AVG
1973	4	36	2	9	.222	1	1	1.000	1	2	3	2	5	0	2	0	5	1.3
1975	12	135	23	58	.397	3	5	.600	5	8	13	18	x	1	1	1	50	4.2
1976	12	159	18	50	.360	13	17	.765	4	17	21	17	15	x	7	1	49	4.1
TOTALS	28	330	43	117	.368	17	23	.739	10	27	37	32	38	0	10	2	104	3.7

Three-point field goals: 1973, 0-2 (.000); 1975, 1-10 (.100); 1976, 0-7 (.000). Totals: 1-19 (.053).

FLOYD THEARD

Height: 6-1 Weight: 170 Kentucky State '69 Born Sept. 5, 1944

YEAR	GP	MIN	FGM	FGA	PCT	FTM	FTA	PCT	OFF	DEF	REB	AST	PF	DQ	STL	BLK	PTS	AVG
69-70	25	406	39	113	.345	18	28	.643	8	43	51	44	49	1	-	-	96	3.8

Three-point field goals: 0-1 (.000).

WILLIS "LEFTY" THOMAS

Height: 6-2 Weight: 185 Tennessee State '67 Born in 1937
 Departed: Traded Anaheim in Dec., 1967

YEAR	GP	MIN	FGM	FGA	PCT	FTM	FTA	PCT	OFF	DEF	REB	AST	PF	DQ	STL	BLK	PTS	AVG
67-68	24	542	136	305	.446	22	32	.688	-	-	58	25	45	1	-	-	294	12.3

Three-point field goals: 0-2 (.000).

BROOKS THOMPSON

Height: 6-4 Weight: 195 Oklahoma State '94 Born Jul. 19, 1970
 Acquired: Signed as a free agent on Nov. 21, 1996 Departed: Contract expired at end of '96-97 season

YEAR	GP	MIN	FGM	FGA	PCT	FTM	FTA	PCT	OFF	DEF	REB	AST	PF	DQ	STL	BLK	PTS	AVG
96-97	65	1047	162	405	.400	24	38	.632	18	78	96	179	125	0	55	2	445	6.8

Three-point field goals: 97-244 (.398).

DAVID THOMPSON

Height: 6-4 Weight: 195 North Carolina State '75 Born Jul. 13, 1954
 Acquired: By trade from Virginia in 1975 Departed: Traded to Seattle on Jun. 17, 1982

YEAR	GP	MIN	FGM	FGA	PCT	FTM	FTA	PCT	OFF	DEF	REB	AST	PF	DQ	STL	BLK	PTS	AVG
75-76	83	3101	807	1567	.515	541	681	.794	228	297	525	308	282	x	136	102	2158	26.0
76-77	82	3001	824	1626	.507	477	623	.766	138	196	334	337	236	1	114	53	2125	25.9
77-78	60	3025	826	1524	.541	520	668	.776	156	234	390	362	213	1	92	99	2172	27.2
78-79	76	2670	693	1353	.512	439	593	.733	109	165	274	225	180	2	70	82	1825	24.0
79-80	39	1239	289	617	.468	254	335	.758	56	118	174	124	106	0	39	38	839	21.5
80-81	77	2620	734	1451	.506	489	615	.795	107	180	287	231	231	3	53	60	1967	25.5
81-82	61	1246	313	644	.486	276	339	.814	57	91	148	117	149	1	34	29	906	14.9
TOTALS	498	16902	4486	8782	.507	2996	3844	.779	851	1281	2132	1704	1397	8	538	463	11992	24.1

Three-point field goals: '75-76, 3-19 (.158); '79-80, 7-19 (.368); '80-81, 10-39 (.256); '81-82, 4-14 (.286). Totals: 24-91 (.264).

PLAYOFFS	GP	MIN	FGM	FGA	PCT	FTM	FTA	PCT	OFF	DEF	REB	AST	PF	DQ	STL	BLK	PTS	AVG
1976	13	508	127	237	.536	88	105	.838	32	51	83	39	54	x	16	5	343	26.4
1977	6	237	56	121	.463	36	53	.679	13	18	31	24	22	1	9	4	148	24.7
1978	13	481	131	291	.450	66	80	.825	18	35	53	52	34	0	9	21	328	25.5
1979	3	122	38	69	.551	8	11	.727	7	14	21	12	12	0	4	1	84	28.0
1982	3	66	15	33	.455	4	7	.571	4	6	10	6	8	0	1	0	35	11.7
TOTALS	38	1414	367	751	.489	202	256	.789	74	124	198	133	130	1	39	31	938	24.7

Three-point field goals: 1976, 1-4 (.250); 1982, 1-3 (.333). Totals: 2-7 (.286).

LASALLE THOMPSON

Height: 6-10 Weight: 260 Texas '82 Born Jun. 23, 1961
 Acquired: Signed as a free agent prior to '96-97 season Departed: Traded to Indiana on Feb. 20, 1997

YEAR	GP	MIN	FGM	FGA	PCT	FTM	FTA	PCT	OFF	DEF	REB	AST	PF	DQ	STL	BLK	PTS	AVG
96-97	17	105	3	16	.188	1	2	.500	5	21	26	0	26	0	3	6	7	0.4

Three-point field goals: 0-0.



ALL-TIME ROSTER

MONTE TOWE

Height: 5-7 Weight: 150 North Carolina State '75 Born Sept. 27, 1953
 Acquired: Drafted in the fourth round in 1975 Departed: Waived on Sept. 29, 1977

YEAR	GP	MIN	FGM	FGA	PCT	FTM	FTA	PCT	OFF	DEF	REB	AST	PF	DQ	STL	BLK	PTS	AVG
75-76	64	576	72	179	.402	36	44	.818	6	49	55	136	84	x	37	5	189	3.0
76-77	51	409	56	138	.406	18	25	.720	8	26	34	87	61	0	16	0	130	2.5
TOTALS	115	985	128	317	.404	54	69	.783	14	75	89	223	145	0	53	5	319	2.8

Three-point field goals: '75-76, 9-42 (.214).

PLAYOFFS	GP	MIN	FGM	FGA	PCT	FTM	FTA	PCT	OFF	DEF	REB	AST	PF	DQ	STL	BLK	PTS	AVG
1976	4	30	3	8	.375	4	5	.800	0	0	0	6	6	x	1	0	10	2.5
1977	1	6	2	3	.667	0	0	.000	0	0	0	1	0	0	0	0	4	4.0
TOTALS	5	36	5	11	.455	4	5	.800	0	0	0	7	6	0	1	0	14	2.8

Three-point field goals: 0-0.

JOHN Q. TRAPP

Height: 6-7 Weight: 215 UNLV '68 Born Oct. 2, 1945

YEAR	GP	MIN	FGM	FGA	PCT	FTM	FTA	PCT	OFF	DEF	REB	AST	PF	DQ	STL	BLK	PTS	AVG
72-73	25	342	54	128	.422	19	32	.594	27	45	72	20	76	1	16	6	127	5.1

Three-point field goals: 0-2 (.000).

PLAYOFFS	GP	MIN	FGM	FGA	PCT	FTM	FTA	PCT	OFF	DEF	REB	AST	PF	DQ	STL	BLK	PTS	AVG
72-73	5	51	7	16	.438	8	12	.667	4	3	7	2	13	0	0	1	22	4.4

Three-point field goals: 0-0.

JEFF TREPAGNIER

Height: 6-4 Weight: 200 Southern California '01 Born Jul. 11, 1979

Acquired: Signed the first of two consecutive 10-day contracts on Mar. 23, 2003 Departed: Contract expired at end of '03-04 season

YEAR	GP	MIN	FGM	FGA	PCT	FTM	FTA	PCT	OFF	DEF	REB	AST	PF	DQ	STL	BLK	PTS	AVG
02-03	8	97	17	40	.425	7	7	1.000	8	8	16	6	5	0	8	0	45	5.6
03-04	11	96	10	38	.263	3	6	.500	6	9	15	4	7	0	3	0	25	2.3
TOTALS	19	193	27	78	.346	10	13	.769	14	17	31	10	12	0	11	0	70	3.7

Three-point field goals: '02-03, 4-8 (.500), '03-04, 2-4 (.500). Totals: 6-12 (.500).

NIKOLAZ TSKITISHVILI

Height: 7-0 Weight: 245 Republic of Georgia Born Apr. 14, 1983

Acquired: Drafted, No. 5 overall, in 2002 Departed: Traded to Golden State on Feb. 24, 2005

YEAR	GP	MIN	FGM	FGA	PCT	FTM	FTA	PCT	OFF	DEF	REB	AST	PF	DQ	STL	BLK	PTS	AVG
02-03	81	1320	115	393	.293	48	65	.738	64	117	181	91	136	1	31	29	315	3.9
03-04	39	307	40	122	.328	23	29	.793	24	39	63	10	50	0	6	8	106	2.7
04-05	23	158	15	51	.294	4	7	.571	11	18	29	4	24	0	8	8	34	1.5
TOTALS	143	1785	170	566	.300	75	101	.743	99	174	273	105	210	1	45	45	455	3.2

Three-point field goals: '02-03, 37-152 (.243), '03-04, 3-11 (.273), '04-05, 0-7 (.000). Totals: 40-170 (.235).

ELSTON TURNER

Height: 6-5 Weight: 200 Mississippi '81 Born Jun. 10, 1959

Acquired: By trade from Dallas on Aug. 23, 1984 Departed: Contract expired at end of '85-86 season

Re-Acquired: Signed as a free agent on Oct. 6, 1988 Departed: Contract expired at end of '88-89 season

YEAR	GP	MIN	FGM	FGA	PCT	FTM	FTA	PCT	OFF	DEF	REB	AST	PF	DQ	STL	BLK	PTS	AVG
84-85	81	1491	181	388	.466	51	65	.785	88	128	216	158	152	0	96	7	414	5.1
85-86	73	1324	165	379	.435	39	53	.736	64	137	201	165	150	1	70	6	369	5.1
88-89	78	1746	151	353	.428	33	56	.589	109	178	287	144	209	2	90	8	337	4.3
TOTALS	232	4561	497	1120	.447	123	174	.707	261	443	704	467	511	3	256	21	1120	4.8

Three-point field goals: '84-85, 1-6 (.167); '85-86, 0-9 (.000); '88-89, 2-7 (.286). Totals: 3-22 (.136).

PLAYOFFS	GP	MIN	FGM	FGA	PCT	FTM	FTA	PCT	OFF	DEF	REB	AST	PF	DQ	STL	BLK	PTS	AVG
1985	15	358	50	102	.490	12	19	.632	30	43	73	46	42	0	17	1	114	7.6
1986	10	196	29	54	.537	7	8	.875	12	17	29	22	19	1	7	0	66	6.6
1989	3	74	6	13	.462	2	6	.333	2	9	11	3	9	0	1	0	14	4.7
TOTALS	28	628	85	169	.503	21	33	.636	44	69	113	71	70	1	25	1	194	6.9

Three-point field goals: 1985, 2-2 (1.000); 1986, 1-1 (1.000); 1989, 0-1 (.000). Totals: 3-4 (.750).

RON VALENTINE

Height: 6-7 Weight: 210 Old Dominion '80 Born Nov. 27, 1957

Acquired: Drafted, No. 51 overall, in 1980 Departed: Waived on Oct. 8, 1980

Re-Acquired: Signed as a free agent on Dec. 2, 1980 Departed: Traded to Washington on Dec. 17, 1981

YEAR	GP	MIN	FGM	FGA	PCT	FTM	FTA	PCT	OFF	DEF	REB	AST	PF	DQ	STL	BLK	PTS	AVG
80-81	24	123	37	98	.378	9	19	.474	10	20	30	7	23	0	7	4	84	3.5

Three-point field goals: 1-2 (.500).

NUGGETS HISTORY

ALL-TIME ROSTER



JAN VAN BREDA KOLFF

Height: 6-7 Weight: 200 Vanderbilt '74 Born Dec. 16, 1951
 Departed: Traded to Virginia on Jul. 14, 1975

YEAR	GP	MIN	FGM	FGA	PCT	FTM	FTA	PCT	OFF	DEF	REB	AST	PF	DQ	STL	BLK	PTS	AVG
74-75	84	1639	155	342	.453	177	211	.839	121	237	358	181	164	x	48	43	487	5.8
Three-point field goals: 0-3 (.000).																		
PLAYOFFS	GP	MIN	FGM	FGA	PCT	FTM	FTA	PCT	OFF	DEF	REB	AST	PF	DQ	STL	BLK	PTS	AVG
1975	12	192	17	40	.425	29	31	.935	18	22	40	15	27	x	4	6	63	5.3
Three-point field goals: 0-0.																		

NICK VAN EXEL

Height: 6-1 Weight: 195 Cincinnati '93 Born Nov. 27, 1971
 Acquired: By trade from the L.A. Lakers on Jun. 24, 1998 Departed: Traded to Dallas on Feb. 21, 2002

YEAR	GP	MIN	FGM	FGA	PCT	FTM	FTA	PCT	OFF	DEF	REB	AST	PF	DQ	STL	BLK	PTS	AVG
98-99	50	1802	306	769	.398	142	175	.811	14	99	113	368	90	0	40	3	826	16.5
99-00	79	2950	473	1213	.390	196	240	.817	34	277	311	714	148	0	68	11	1275	16.1
00-01	71	2688	460	1112	.414	204	249	.819	44	197	241	600	109	1	61	18	1259	17.7
01-02	45	1737	372	912	.408	136	174	.782	19	150	169	365	69	0	30	7	965	21.4
TOTALS	245	9177	1611	4006	.402	678	838	.809	111	723	834	2047	506	1	199	39	4325	17.7
Three-point field goals: '98-99, 72-234 (.308); '99-00, 133-401 (.332); '00-01, 135-358 (.377); '01-02, 85-252 (.337). Totals: 425-1245 (.341).																		

KIKI VANDEWEGHE

Height: 6-8 Weight: 220 UCLA '80 Born Aug. 1, 1958
 Acquired: By trade from Dallas on Dec. 10, 1980 Departed: Traded to Portland on Jun. 7, 1984

YEAR	GP	MIN	FGM	FGA	PCT	FTM	FTA	PCT	OFF	DEF	REB	AST	PF	DQ	STL	BLK	PTS	AVG
80-81	51	1376	229	537	.426	130	159	.818	86	184	270	94	116	0	29	24	588	11.5
81-82	82	2775	706	1260	.560	347	405	.857	149	312	461	247	217	1	52	29	1760	21.5
82-83	82	2909	841	1537	.547	489	559	.875	124	313	437	203	198	0	66	38	2186	26.7
83-84	78	2734	895	1603	.558	494	580	.852	84	289	373	238	187	1	53	50	2295	29.4
TOTALS	293	9794	2671	4937	.541	1460	1703	.857	443	1098	1541	782	718	2	200	141	6829	23.3
Three-point field goals: '80-81, 0-7 (.000); '81-82, 1-13 (.076); '82-83, 15-51 (.294); '83-84, 11-30 (.367). Totals: 27-101 (.267).																		
PLAYOFFS	GP	MIN	FGM	FGA	PCT	FTM	FTA	PCT	OFF	DEF	REB	AST	PF	DQ	STL	BLK	PTS	AVG
1982	3	109	25	43	.581	18	18	1.000	4	14	18	9	7	0	2	4	68	22.7
1983	8	317	87	160	.544	40	50	.800	6	46	52	32	16	0	4	7	214	26.8
1984	5	180	49	96	.510	27	28	.964	6	17	23	20	14	1	9	5	127	25.4
TOTALS	16	606	161	299	.538	85	96	.885	16	77	93	61	37	1	15	16	409	25.6
Three-point field goals: 1983, 0-4 (.000); 1984, 2-5 (.400). Totals: 2-9 (.222).																		

BOB VERGA

Height: 6-1 Weight: 190 Duke '67 Born Sept. 7, 1945
 Acquired: By trade from Dallas in Jul., 1968 Departed: Traded to New York on Nov. 8, 1968

YEAR	GP	MIN	FGM	FGA	PCT	FTM	FTA	PCT	OFF	DEF	REB	AST	PF	DQ	STL	BLK	PTS	AVG
68-69	6	150	24	77	.312	18	28	.643	10	11	21	11	16	0	-	-	67	11.2
Three-point field goals: 1-3 (.333).																		

JAY VINCENT

Height: 6-8 Weight: 220 Michigan State '81 Born Jun. 10, 1959
 Acquired: By trade from Washington on Nov. 2, 1987 Departed: Traded to San Antonio on Jan. 26, 1989

YEAR	GP	MIN	FGM	FGA	PCT	FTM	FTA	PCT	OFF	DEF	REB	AST	PF	DQ	STL	BLK	PTS	AVG
87-88	73	1755	446	958	.466	231	287	.805	80	229	309	143	198	1	46	26	1124	15.4
88-89	5	95	13	38	.342	5	9	.556	2	16	18	5	11	0	1	1	32	6.4
TOTALS	78	1850	459	996	.461	236	296	.797	82	245	327	148	209	1	47	27	1156	14.8
Three-point field goals: '87-88, 1-4 (.250); '88-89, 1-2 (.500). Totals: 2-6 (.333).																		
PLAYOFFS	GP	MIN	FGM	FGA	PCT	FTM	FTA	PCT	OFF	DEF	REB	AST	PF	DQ	STL	BLK	PTS	AVG
1988	8	200	53	104	.510	34	40	.850	10	27	37	49	15	0	4	4	140	17.0
Three-point field goals: 0-1 (.000).																		

VON WAFER

Height: 6-5 Weight: 210 Florida State Born Jul. 21, 1985
 Acquired: Signed for remainder of season on Apr. 13, 2007 Departed: Traded to Portland on Feb. 21, 2008

YEAR	GP	MIN	FGM	FGA	PCT	FTM	FTA	PCT	OFF	DEF	REB	AST	PF	DQ	STL	BLK	PTS	AVG
07-08	21	90	10	38	.263	6	8	.750	1	9	10	5	4	0	2	1	27	1.3
Three-point field goals: 1-15 (.067).																		



ALL-TIME ROSTER

DARRELL WALKER

Height: 6-4 Weight: 180 Arkansas '83 Born Mar. 9, 1961
 Acquired: By trade from New York on Oct. 2, 1986 Departed: Traded to Washington on Nov. 2, 1987

YEAR	GP	MIN	FGM	FGA	PCT	FTM	FTA	PCT	OFF	DEF	REB	AST	PF	DQ	STL	BLK	PTS	AVG
86-87	81	2020	358	742	.482	272	365	.745	157	170	327	282	229	0	120	37	988	12.2

Three-point field goals: 0-4 (.000).

PLAYOFFS GP	MIN	FGM	FGA	PCT	FTM	FTA	PCT	OFF	DEF	REB	AST	PF	DQ	STL	BLK	PTS	AVG	
1987	3	68	11	34	.324	4	7	.521	3	7	10	5	4	0	2	0	26	8.7

Three-point field goals: 0-0.

DWIGHT WALLER

Height: 6-7 Weight: 230 Tennessee State '68 Born Oct. 10, 1945

YEAR	GP	MIN	FGM	FGA	PCT	FTM	FTA	PCT	OFF	DEF	REB	AST	PF	DQ	STL	BLK	PTS	AVG
69-70	7	87	10	24	.417	9	19	.474	16	22	38	4	12	0	-	-	29	4.1
71-72	2	10	2	4	.500	0	0	---	1	4	5	1	3	0	-	-	4	2.0

TOTALS 9 97 12 28 .429 9 19 .474 17 26 43 5 15 0 - - 33 3.7

Three-point field goals: 69-70, 0-1 (.000).

BEN WARLEY

Height: 6-6 Weight: 200 Tennessee State '61 Born Sept. 4, 1936

YEAR	GP	MIN	FGM	FGA	PCT	FTM	FTA	PCT	OFF	DEF	REB	AST	PF	DQ	STL	BLK	PTS	AVG
69-70	42	475	60	170	.353	58	76	.763	26	84	110	30	98	0	-	-	193	4.6

Three-point field goals: 15-58 (.259).

PLAYOFFS GP	MIN	FGM	FGA	PCT	FTM	FTA	PCT	OFF	DEF	REB	AST	PF	DQ	STL	BLK	PTS	AVG	
1970	10	129	16	38	.421	6	10	.600	5	24	29	11	27	1	-	-	45	4.5

Three-point field goals: 7-16 (.438).

DON WASHINGTON

Height: 6-8 Weight: 210 North Carolina '74 Born Apr. 22, 1952
 Acquired: Signed as a free agent on Oct. 17, 1974 Departed: Contract expired at end of '74-'75 season

YEAR	GP	MIN	FGM	FGA	PCT	FTM	FTA	PCT	OFF	DEF	REB	AST	PF	DQ	STL	BLK	PTS	AVG
74-75	50	438	79	138	.432	38	56	.679	41	48	89	30	92	x	12	19	196	3.9

Three-point field goals: 0-2 (.000).

PLAYOFFS GP	MIN	FGM	FGA	PCT	FTM	FTA	PCT	OFF	DEF	REB	AST	PF	DQ	STL	BLK	PTS	AVG	
1975	4	26	5	10	.500	1	1	1.000	2	4	6	2	9	x	1	2	11	2.8

Three-point field goals: 0-0.

ERIC WASHINGTON

Height: 6-4 Weight: 190 Alabama '97 Born Mar. 23, 1974
 Acquired: By trade from Orlando on Jun. 25, 1997 Departed: Traded to Boston on Aug. 3, 1999

YEAR	GP	MIN	FGM	FGA	PCT	FTM	FTA	PCT	OFF	DEF	REB	AST	PF	DQ	STL	BLK	PTS	AVG
97-98	66	1539	201	498	.404	65	83	.783	47	80	127	78	143	0	53	25	511	7.7
98-99	38	761	73	184	.397	22	32	.688	35	54	89	30	87	2	25	18	205	5.4

TOTALS 104 2300 274 682 .402 87 115 .757 82 134 216 108 230 2 78 43 716 6.9

Three-point field goals: '97-98, 44-137 (.321); '98-99, 37-97 (.381). Totals: 81-234 (.346).

EARL WATSON

Height: 6-1 Weight: 195 UCLA '01 Born Jun. 12, 1979
 Acquired: Signed as a free agent on Sept. 7, 2005 Departed: Traded to Seattle on Feb. 23, 2006

YEAR	GP	MIN	FGM	FGA	PCT	FTM	FTA	PCT	OFF	DEF	REB	AST	PF	DQ	STL	BLK	PTS	AVG
05-06	46	975	121	282	.429	37	59	.627	17	69	86	160	95	1	37	7	347	7.5

Three-point field goals: '05-06, 68-172 (.395).

MARVIN WEBSTER

Height: 7-1 Weight: 240 Morgan State '75 Born Apr. 13, 1952
 Acquired: Drafted in the first round in 1975 Departed: Traded to Seattle on May 24, 1977

YEAR	GP	MIN	FGM	FGA	PCT	FTM	FTA	PCT	OFF	DEF	REB	AST	PF	DQ	STL	BLK	PTS	AVG
75-76	38	398	55	120	.458	55	78	.705	63	111	174	30	30	x	9	53	165	3.0
76-77	80	1276	198	400	.495	143	220	.650	152	332	484	62	149	2	23	118	539	6.7

TOTALS 118 1674 253 520 .487 198 298 .664 215 443 658 92 209 2 32 171 704 6.0

Three-point field goals: '75-76, 0-1 (.000).

PLAYOFFS GP	MIN	FGM	FGA	PCT	FTM	FTA	PCT	OFF	DEF	REB	AST	PF	DQ	STL	BLK	PTS	AVG	
1976	13	155	21	50	.420	15	28	.536	24	47	71	9	28	x	1	14	57	4.4
1977	6	96	13	26	.500	4	8	.667	14	26	40	3	12	0	2	11	30	5.0

TOTALS 19 251 34 76 .447 19 34 .559 38 73 111 12 40 0 3 25 87 4.6

Three-point field goals: 0-0.

NUGGETS HISTORY

ALL-TIME ROSTER



CLARENCE "SONNY" WEEMS

Height: 6-6 Weight: 203 Arkansas Born Jul. 8, 1986
 Acquired: By trade from Chicago on Jun. 26, 2008 Departed: By trade to Milwaukee on Jul. 27, 2009

YEAR	GP	MIN	FGM	FGA	PCT	FTM	FTA	PCT	OFF	DEF	REB	AST	PF	DQ	STL	BLK	PTS	AVG
08-09	12	55	8	25	.320	3	8	.375	0	4	4	3	8	0	1	0	19	1.6

Three-point field goals: 0-3 (.000).

ROBERT WERDANN

Height: 6-11 Weight: 250 St. John's '92 Born Sept. 12, 1970
 Acquired: Drafted, No. 46 overall, in 1992 Departed: Contract expired at end of '92-93 season

YEAR	GP	MIN	FGM	FGA	PCT	FTM	FTA	PCT	OFF	DEF	REB	AST	PF	DQ	STL	BLK	PTS	AVG
92-93	28	149	18	59	.305	17	31	.548	23	29	52	7	38	1	6	4	53	1.9

Three-point field goals: 0-1 (.000).

TYSON WHEELER

Height: 5-10 Weight: 165 Rhode Island '98 Born Oct. 8, 1975
 Acquired: By trade from Toronto on Jan. 21, 1999 Departed: Waived on Feb. 19, 1999

YEAR	GP	MIN	FGM	FGA	PCT	FTM	FTA	PCT	OFF	DEF	REB	AST	PF	DQ	STL	BLK	PTS	AVG
98-99	1	3	1	1	1.000	1	2	.500	0	0	0	2	1	0	0	0	4	4.0

Three-point field goals: 1-1 (1.000).

RODNEY WHITE

Height: 6-9 Weight: 230 Charlotte '04 Born Jun. 28, 1980
 Acquired: By trade from Detroit on Oct. 1, 2002 Departed: Traded to Golden State on Feb. 24, 2005

YEAR	GP	MIN	FGM	FGA	PCT	FTM	FTA	PCT	OFF	DEF	REB	AST	PF	DQ	STL	BLK	PTS	AVG
02-03	72	1563	280	638	.408	98	125	.784	43	170	213	121	134	1	45	32	650	9.0
03-04	72	985	215	468	.459	78	104	.750	44	121	165	60	105	0	32	20	541	7.5
04-05	42	531	98	227	.432	21	34	.618	20	54	74	36	51	0	30	10	236	5.6
TOTALS	186	3,079	573	1,333	.430	197	263	.750	107	345	452	217	290	1	107	62	1,427	7.7

Three-point field goals: '02-03, 32-134 (.239); '03-04, 33-87 (.379); '03-04, 19-44 (.432). Totals: 86-274 (.315).

PLAYOFFS	GP	MIN	FGM	FGA	PCT	FTM	FTA	PCT	OFF	DEF	REB	AST	PF	DQ	STL	BLK	PTS	AVG
2004	4	26	4	15	.267	0	0	---	1	4	5	0	3	0	2	0	8	2.0

Three-point field goals: 0-0.

WILLIE WHITE

Height: 6-3 Weight: 195 Tennessee-Chattanooga '84 Born Aug. 20, 1962
 Acquired: Drafted, No. 42 overall, in 1984 Departed: Contract expired at end of '85-86 season

YEAR	GP	MIN	FGM	FGA	PCT	FTM	FTA	PCT	OFF	DEF	REB	AST	PF	DQ	STL	BLK	PTS	AVG
84-85	39	234	52	124	.419	21	31	.677	15	21	36	29	24	0	5	2	129	3.3
85-86	43	343	74	168	.440	19	23	.826	17	27	44	53	24	0	18	2	173	4.0
TOTALS	82	577	126	292	.432	40	54	.740	32	48	80	82	48	0	23	4	302	3.7

Three-point field goals: '84-85, 4-11 (.363); '85-86, 6-21 (.286). Totals: 10-32 (.312).

PLAYOFFS	GP	MIN	FGM	FGA	PCT	FTM	FTA	PCT	OFF	DEF	REB	AST	PF	DQ	STL	BLK	PTS	AVG
1985	10	123	27	57	.474	7	12	.583	9	8	17	17	6	0	5	0	63	6.3
1986	4	21	2	7	.286	0	0	---	1	2	3	6	4	0	1	0	5	1.3
TOTALS	14	144	29	64	.453	7	12	.583	10	10	20	23	10	0	6	0	68	4.9

Three-point field goals: 1985, 2-3 (.667); 1986, 1-4 (.250). Totals: 3-7 (.429).

CHRIS WHITNEY

Height: 6-0 Weight: 175 Clemson '93 Born Oct. 5, 1971
 Acquired: By trade from Washington on Oct. 24, 2002 Departed: Waived on Feb. 26, 2003

YEAR	GP	MIN	FGM	FGA	PCT	FTM	FTA	PCT	OFF	DEF	REB	AST	PF	DQ	STL	BLK	PTS	AVG
02-03	29	762	94	261	.360	46	57	.807	1	45	46	124	77	1	17	1	277	9.6

Three-point field goals: 43-128 (.336).

KEN WILBURN

Height: 6-6 Weight: 195 Central State (OH) '67 Born Jun. 8, 1944

YEAR	GP	MIN	FGM	FGA	PCT	FTM	FTA	PCT	OFF	DEF	REB	AST	PF	DQ	STL	BLK	PTS	AVG
68-69	37	409	72	181	.398	30	57	.526	80	97	177	22	56	1	-	-	174	4.7

Three-point field goals: 0-0.

PLAYOFFS	GP	MIN	FGM	FGA	PCT	FTM	FTA	PCT	OFF	DEF	REB	AST	PF	DQ	STL	BLK	PTS	AVG
1969	7	93	16	33	.485	4	16	.250	15	17	32	5	21	0	-	-	36	5.1

Three-point field goals: 0-0.



ALL-TIME ROSTER

BOBBY WILKERSON

Height: 6-6 Weight: 200 Indiana '76 Born Aug. 15, 1954
 Acquired: By trade from Seattle on May 24, 1977 Departed: Contract expired at end of '79-80 season

YEAR	GP	MIN	FGM	FGA	PCT	FTM	FTA	PCT	OFF	DEF	REB	AST	PF	DQ	STL	BLK	PTS	AVG
77-78	81	2780	382	936	.408	157	210	.748	98	376	474	439	275	3	126	21	921	11.4
78-79	80	2425	396	869	.456	119	173	.688	100	314	414	284	190	0	118	21	911	11.4
79-80	75	2238	430	1030	.417	166	222	.748	85	231	316	243	194	1	93	27	1033	13.8
TOTALS	236	7443	1208	2835	.426	442	605	.731	283	921	1204	966	659	4	337	68	2865	12.1

Three-point field goals: '79-80, 7-34 (.206).

PLAYOFFS GP	MIN	FGM	FGA	PCT	FTM	FTA	PCT	OFF	DEF	REB	AST	PF	DQ	STL	BLK	PTS	AVG	
1978	13	426	47	127	.370	26	42	.619	20	51	71	78	55	2	19	4	120	9.2
1979	3	101	14	34	.412	1	3	.333	7	19	26	15	7	0	3	1	29	9.7
TOTALS	16	527	61	161	.379	27	45	.600	27	70	97	93	62	2	22	5	149	9.3

Three-point field goals: 0-0.

MIKE WILKS

Height: 5-10 Weight: 180 Rice '01 Born May 7, 1979
 Acquired: Signed as a free agent on Oct. 18, 2007 Departed: Waived on Oct. 23, 2007
 Re-acquired: Signed as a free agent on Oct. 27, 2007 Departed: Waived on Nov. 28, 2007

YEAR	GP	MIN	FGM	FGA	PCT	FTM	FTA	PCT	OFF	DEF	REB	AST	PF	DQ	STL	BLK	PTS	AVG
07-08	8	122	10	23	.435	2	2	1.000	4	8	12	6	9	0	5	0	24	3.0

Three-point field goals: '07-08, 2-5 (.400).

AARON WILLIAMS

Height: 6-9 Weight: 220 Xavier, Ohio '93 Born Oct. 2, 1971
 Acquired: Signed from the CBA on Dec. 22, 1996 Departed: Waived on Jan. 6, 1997

YEAR	GP	MIN	FGM	FGA	PCT	FTM	FTA	PCT	OFF	DEF	REB	AST	PF	DQ	STL	BLK	PTS	AVG
96-97	1	10	3	5	.600	0	0	---	2	3	5	0	0	0	0	3	6	6.0

Three-point field goals: 0-0.

CHUCK WILLIAMS

Height: 6-2 Weight: 185 Colorado '68 Born Jun. 6, 1946
 Re-Acquired: By trade from Virginia in 1975 Departed: Traded to Buffalo on Dec. 17, 1976

YEAR	GP	MIN	FGM	FGA	PCT	FTM	FTA	PCT	OFF	DEF	REB	AST	PF	DQ	STL	BLK	PTS	AVG
71-72	84	1580	263	583	.451	205	275	.745	62	95	157	160	144	1	-	-	731	8.7
75-76	79	2529	339	660	.514	188	231	.814	41	169	210	375	215	x	115	7	866	11.0
76-77	21	311	35	93	.376	30	39	.769	8	26	34	44	26	0	8	0	100	4.8
TOTALS	184	4425	637	1336	.477	423	545	.776	111	290	401	579	385	1	123	7	1697	9.2

Three-point field goals: '71-72, 0-4 (.000); '75-76, 0-4 (.000). Totals: 0-8 (.000)

PLAYOFFS GP	MIN	FGM	FGA	PCT	FTM	FTA	PCT	OFF	DEF	REB	AST	PF	DQ	STL	BLK	PTS	AVG	
1972	7	108	18	42	.429	9	12	.750	5	14	19	6	14	0	-	-	45	6.4
1976	13	444	62	132	.470	39	43	.907	11	37	48	48	31	x	6	5	164	12.6
TOTALS	20	652	80	174	.460	48	55	.873	16	51	67	54	44	0	6	5	109	10.4

Three-point field goals: '75-76, 1-3 (.333).

ERIC WILLIAMS

Height: 6-8 Weight: 220 Providence '95 Born Jul. 17, 1972
 Acquired: By trade from Boston on Aug. 21, 1997 Departed: Traded to Boston on Aug. 3, 1999

YEAR	GP	MIN	FGM	FGA	PCT	FTM	FTA	PCT	OFF	DEF	REB	AST	PF	DQ	STL	BLK	PTS	AVG
97-98	4	145	24	61	.393	31	45	.689	10	11	21	12	9	0	4	0	79	19.8
98-99	38	780	80	219	.365	111	139	.799	34	47	81	37	76	0	27	8	277	7.3
TOTALS	42	925	104	278	.374	142	184	.772	44	58	102	49	85	0	31	8	356	8.5

Three-point field goals: '97-98, 0-0; '98-99, 6-26 (.231). Totals: 6-26 (.231).

MONTY WILLIAMS

Height: 6-8 Weight: 225 Notre Dame '94 Born Oct. 8, 1971
 Acquired: Signed as a free agent on Jan. 23, 1999 Departed: Waived on Feb. 19, 1999

YEAR	GP	MIN	FGM	FGA	PCT	FTM	FTA	PCT	OFF	DEF	REB	AST	PF	DQ	STL	BLK	PTS	AVG
98-99	1	6	0	2	.000	1	2	.500	0	0	0	0	0	0	0	0	0	1.0

Three-point field goals: 0-0.

PETE WILLIAMS

Height: 6-7 Weight: 190 Arizona '85 Born Mar. 10, 1965
 Acquired: Drafted, No. 89 overall, in 1985 Departed: Contract expired at the end of the '86-87 season

YEAR	GP	MIN	FGM	FGA	PCT	FTM	FTA	PCT	OFF	DEF	REB	AST	PF	DQ	STL	BLK	PTS	AVG
85-86	53	573	67	111	.604	17	40	.425	47	99	146	14	68	1	19	23	151	2.8
86-87	5	10	1	2	.500	0	0	---	0	1	1	1	1	0	0	0	2	0.4
TOTALS	58	583	68	113	.602	17	40	.425	47	100	147	15	69	1	19	23	153	2.6

Three-point field goals: 0-0.

NUGGETS HISTORY

ALL-TIME ROSTER



PETE WILLIAMS (CONT.)

PLAYOFFS	GP	MIN	FGM	FGA	PCT	FTM	FTA	PCT	OFF	DEF	REB	AST	PF	DQ	STL	BLK	PTS	AVG
1986	4	18	2	4	.500	0	0	---	1	3	4	3	2	0	0	0	4	1.0
Three-point field goals: 0-1 (.000).																		

REGGIE WILLIAMS

Height: 6-7 Weight: 195 Georgetown '87 Born Mar. 5, 1964
 Acquired: Signed as a free agent on Jan. 5, 1991 Departed: Traded to Indiana on Jun. 13, 1996

YEAR	GP	MIN	FGM	FGA	PCT	FTM	FTA	PCT	OFF	DEF	REB	AST	PF	DQ	STL	BLK	PTS	AVG
90-91	51	1542	323	728	.444	131	156	.840	116	131	247	87	189	7	93	30	820	16.1
91-92	61	2623	601	1277	.471	216	269	.803	145	260	405	235	270	4	148	68	1474	18.2
92-93	79	2722	535	1167	.458	238	296	.804	132	296	428	295	294	6	126	76	1341	17.0
93-94	62	2654	418	1014	.412	165	225	.733	98	294	392	300	288	3	117	66	1065	13.0
94-95	74	2196	388	846	.459	132	174	.759	94	235	329	231	264	4	114	67	993	13.4
95-96	52	817	94	254	.370	33	39	.846	25	97	122	74	137	1	34	21	241	4.6
TOTALS	419	12556	2359	5286	.446	915	1159	.789	610	1313	1923	1222	1432	25	632	328	5934	14.2
Three-point field goals: '90-91, 43-131 (.328); '91-92, 56-156 (.359); '92-93, 33-122 (.270); '93-94, 64-230 (.278); '94-95, 85-266 (.320); '95-96, 20-89 (.225) Totals: 301-994 (.303).																		

PLAYOFFS	GP	MIN	FGM	FGA	PCT	FTM	FTA	PCT	OFF	DEF	REB	AST	PF	DQ	STL	BLK	PTS	AVG
1994	12	405	62	149	.416	27	35	.771	18	43	61	42	53	1	9	12	171	14.3
1995	3	84	8	36	.222	6	6	1.000	5	11	16	12	11	0	3	1	26	8.7
TOTALS	15	489	70	185	.378	33	41	.805	23	54	77	54	64	1	12	13	197	13.1
Three-point field goals: 1994, 20-50 (.400); 1995, 4-13 (.308). Totals: 24-65 (.369).																		

ROB WILLIAMS

Height: 6-2 Weight: 175 Houston '83 Born May 5, 1951
 Acquired: Drafted, No. 19 overall, in 1982 Departed: Waived on Oct. 23, 1984

YEAR	GP	MIN	FGM	FGA	PCT	FTM	FTA	PCT	OFF	DEF	REB	AST	PF	DQ	STL	BLK	PTS	AVG
82-83	74	1443	191	468	.408	131	174	.753	37	99	136	361	221	4	89	12	515	7.0
83-84	79	1924	309	671	.461	171	209	.818	54	140	194	464	268	4	84	5	804	10.2
TOTALS	153	3367	500	1139	.439	302	383	.789	91	239	330	825	489	8	173	17	1319	8.6
Three-point field goals: '82-83, 2-15 (.133); '83-84, 15-47 (.319). Totals: 17-62 (.274).																		
PLAYOFFS	GP	MIN	FGM	FGA	PCT	FTM	FTA	PCT	OFF	DEF	REB	AST	PF	DQ	STL	BLK	PTS	AVG
1983	7	134	24	54	.444	7	7	1.000	2	11	13	37	27	1	8	1	57	8.1
1984	5	149	21	47	.447	10	12	.833	5	14	19	24	19	1	3	1	57	11.8
TOTALS	12	283	45	101	.446	17	19	.895	7	25	32	61	46	2	11	2	114	9.5
Three-point field goals: 1983, 2-3 (.667); 1984, 5-13 (.385). Totals: 7-16 (.438).																		

SCOTT WILLIAMS

Height: 6-10 Weight: 245 North Carolina '90 Born Mar. 21, 1968
 Acquired: By trade from Milwaukee on Oct. 22, 2001 Departed: Contract expired at end of '01-02 season

YEAR	GP	MIN	FGM	FGA	PCT	FTM	FTA	PCT	OFF	DEF	REB	AST	PF	DQ	STL	BLK	PTS	AVG
01-02	41	737	86	217	.396	30	41	.732	82	127	209	13	98	1	17	33	202	4.9
Three-point field goals: 0-2 (.000).																		

SHAMMOND WILLIAMS

Height: 6-1 Weight: 201 North Carolina '98 Born Apr. 5, 1975
 Acquired: By trade from Boston on Feb. 20, 2003 Departed: Contract expired at end of '02-03 season

YEAR	GP	MIN	FGM	FGA	PCT	FTM	FTA	PCT	OFF	DEF	REB	AST	PF	DQ	STL	BLK	PTS	AVG
02-03	27	712	94	241	.390	30	45	.667	12	49	61	138	56	0	16	3	255	9.4
Three-point field goals: 37-102 (.363).																		

KEVIN WILLIS

Height: 7-0 Weight: 245 Michigan state '84 Born Sept. 6, 1962
 Acquired: By trade from Toronto on Jan. 12, 2001 Departed: Trade to Milwaukee on Oct. 22, 2001

YEAR	GP	MIN	FGM	FGA	PCT	FTM	FTA	PCT	OFF	DEF	REB	AST	PF	DQ	STL	BLK	PTS	AVG
00-01	43	1059	180	421	.428	52	66	.788	109	200	309	29	138	0	38	31	413	9.6
Three-point field goals: 1-4 (.250).																		

STEVE WILSON

Height: 6-5 Weight: 185 Hanover (Indiana) '70 Born Oct. 16, 1948

YEAR	GP	MIN	FGM	FGA	PCT	FTM	FTA	PCT	OFF	DEF	REB	AST	PF	DQ	STL	BLK	PTS	AVG
70-71	39	261	52	132	.394	22	41	.537	22	26	48	29	43	1	-	-	134	3.4
71-72	9	36	5	23	.217	4	7	.571	3	1	4	6	9	0	-	-	14	1.6
TOTALS	48	297	57	155	.368	26	48	.542	25	27	52	35	52	1	-	-	148	3.1
Three-point field goals: '70-71, 8-33 (.242); '71-72, 0-2 (.000). Totals: 8-35 (.229).																		



ALL-TIME ROSTER

WILLIE WISE

Height: 6-6 Weight: 215 Drake '69 Born Mar. 3, 1947
Acquired: Signed as a free agent on Sept. 21, 1976 Departed: Traded to Seattle on May 24, 1977

YEAR	GP	MIN	FGM	FGA	PCT	FTM	FTA	PCT	OFF	DEF	REB	AST	PF	DQ	STL	BLK	PTS	AVG
76-77	75	1403	237	513	.462	142	218	.651	76	177	253	142	180	2	60	18	616	8.2

PLAYOFFS	GP	MIN	FGM	FGA	PCT	FTM	FTA	PCT	OFF	DEF	REB	AST	PF	DQ	STL	BLK	PTS	AVG
1977	6	106	14	41	.341	17	25	.680	6	22	28	3	16	0	0	1	45	7.5

GREG WITTMAN

Height: 6-8 Weight: 210 Western Carolina '69 Born May 10, 1947
Departed: Traded to Miami in Jun., 1970

YEAR	GP	MIN	FGM	FGA	PCT	FTM	FTA	PCT	OFF	DEF	REB	AST	PF	DQ	STL	BLK	PTS	AVG
69-70	50	453	80	204	.392	33	59	.542	30	68	98	15	87	2	-	-	196	3.9

Three-point field goals: 4-17 (.235).

PLAYOFFS	GP	MIN	FGM	FGA	PCT	FTM	FTA	PCT	OFF	DEF	REB	AST	PF	DQ	STL	BLK	PTS	AVG
1970	2	4	1	2	.500	1	3	.333	0	0	0	0	2	0	-	-	4	2.0

Three-point field goals: 1-1 (.000).

JOE WOLF

Height: 6-11 Weight: 253 North Carolina '87 Born Dec. 17, 1964
Acquired: Signed as a free agent on Oct. 5, 1990 Departed: Contract expired at end of '91-92 season
Re-Acquired: By trade from Milwaukee on Jun. 25, 1997 Departed: Traded to Indiana on Jun. 13, 1996

YEAR	G	MIN	FGM	FGA	PCT	FTM	FTA	PCT	OFF	DEF	REB	AST	PF	DQ	STL	BLK	PTS	AVG
90-91	74	1583	234	519	.451	69	83	.831	136	264	400	107	244	8	60	31	539	7.3
91-92	67	1160	100	277	.361	53	66	.803	97	143	240	61	124	1	32	14	254	3.8
97-98	57	621	40	121	.331	5	10	.500	36	90	126	30	92	0	20	7	87	1.5

TOTALS	198	3374	374	917	.408	127	159	.799	269	497	766	198	460	9	112	52	880	4.4
---------------	------------	-------------	------------	------------	-------------	------------	------------	-------------	------------	------------	------------	------------	------------	----------	------------	-----------	------------	------------

Three-point field goals: '90-91, 2-15 (.133); '91-92, 1-11 (.091); '97-98, 2-10 (.200). Totals: 5-36 (.139).

RANDY WOODS

Height: 6-0 Weight: 162 La Salle '92 Born Sept. 23, 1970
Acquired: By trade from L.A. Clippers on Jun. 28, 1995 Departed: Waived on Dec. 21, 1995

YEAR	G	MIN	FGM	FGA	PCT	FTM	FTA	PCT	OFF	DEF	REB	AST	PF	DQ	STL	BLK	PTS	AVG
95-96	8	72	6	22	.273	2	2	1.000	3	3	6	12	13	0	6	1	19	2.4

Three-point field goals: 5-21 (.238).

ORLANDO WOOLRIDGE

Height: 69 Weight: 215 Notre Dame '81 Born Dec. 16, 1959
Acquired: By trade from L.A. Lakers on Aug. 8, 1990 Departed: Traded to Detroit on Aug. 13, 1991

YEAR	G	MIN	FGM	FGA	PCT	FTM	FTA	PCT	OFF	DEF	REB	AST	PF	DQ	STL	BLK	PTS	AVG
90-91	53	1823	490	983	.498	350	439	.797	141	220	361	119	145	2	69	23	1330	25.1

Three-point field goals: 0-4 (.000).

TOM WORKMAN

Height: 6-7 Weight: 218 Seattle '67 Born Nov. 14, 1944

YEAR	G	MIN	FGM	FGA	PCT	FTM	FTA	PCT	OFF	DEF	REB	AST	PF	DQ	STL	BLK	PTS	AVG
70-71	39	489	89	199	.447	57	68	.838	39	94	133	37	81	0	-	-	236	6.1

Three-point field goals: 1-11 (.091).

BRAD WRIGHT

Height: 6-11 Weight: 225 UCLA '85 Born Mar. 27, 1962

YEAR	G	MIN	FGM	FGA	PCT	FTM	FTA	PCT	OFF	DEF	REB	AST	PF	DQ	STL	BLK	PTS	AVG
87-88	2	7	1	5	.200	0	0	---	0	1	1	0	3	0	0	0	2	1.0

Three-point field goals: 0-0.

LONNIE WRIGHT

Height: 6-2 Weight: 205 Colorado State '67 Born Jan. 3, 1944
Departed: Traded to Floridians on Jan. 26, 1971

YEAR	GP	MIN	FGM	FGA	PCT	FTM	FTA	PCT	OFF	DEF	REB	AST	PF	DQ	STL	BLK	PTS	AVG
67-68	38	896	146	346	.422	79	121	.653	-	-	96	68	96	0	-	-	373	9.8
68-69	69	2538	453	1089	.416	205	276	.743	50	240	290	175	250	2	-	-	1130	16.4
69-70	79	2237	393	952	.413	121	175	.691	49	167	216	149	278	7	-	-	961	12.2
70-71	41	769	98	328	.299	53	77	.688	36	53	89	61	86	1	-	-	264	6.4

TOTALS	227	6440	1090	2715	.401	458	649	.706	-	691	453	710	10	0	-	-	2728	12.0
---------------	------------	-------------	-------------	-------------	-------------	------------	------------	-------------	----------	------------	------------	------------	-----------	----------	----------	----------	-------------	-------------

Three-point field goals: '67-68, 2-9 (.282); '68-69, 19-86 (.221); '69-70, 54-193 (.280); '70-71, 15-56 (.268); Totals: 90-344 (.262).

NUGGETS HISTORY

ALL-TIME ROSTER



LONNIE WRIGHT (CONT.)

PLAYOFFS	GP	MIN	FGM	FGA	PCT	FTM	FTA	PCT	OFF	DEF	REB	AST	PF	DQ	STL	BLK	PTS	AVG
67-68	5	149	13	50	.260	9	14	.643	-	-	13	10	9	0	-	-	36	7.2
68-69	7	224	31	86	.360	20	28	.714	10	27	37	14	24	0	-	-	84	12.0
69-70	11	334	32	109	.294	18	23	.783	13	19	32	44	33	0	-	-	84	7.6
TOTALS	23	707	76	245	.310	47	65	.723	-	-	82	68	66	0	-	-	204	8.9

Three-point field goals: 67-68, 1-4 (.250); 68-69, 2-8 (.250); 69-70, 2-8 (.250). Totals: 5-20 (.250).

VINCENT YARBROUGH

Height: 6-7 Weight: 205 Tennessee '02 Born Mar. 21, 1981
 Acquired: Drafted, No. 33 overall, in 2002 Departed: Waived on Oct. 27, 2003

YEAR	G	MIN	FGM	FGA	PCT	FTM	FTA	PCT	OFF	DEF	REB	AST	PF	DQ	STL	BLK	PTS	AVG
02-03	59	1381	168	428	.393	49	62	.790	36	126	162	130	145	2	57	33	406	6.9

Three-point field goals: 21-78 (.269).

GEORGE ZIDEK

Height: 7-0 Weight: 162 UCLA '95 Born Aug. 2, 1973
 Acquired: By trade from Charlotte on Feb. 20, 1997 Departed: Waived on Feb. 28, 1998

YEAR	G	MIN	FGM	FGA	PCT	FTM	FTA	PCT	OFF	DEF	REB	AST	PF	DQ	STL	BLK	PTS	AVG
96-97	16	88	16	33	.485	20	25	.800	10	13	23	5	17	0	1	0	52	3.3
97-98	6	42	4	15	.267	10	12	.833	4	9	13	1	5	0	0	2	18	3.0
TOTALS	22	130	20	48	.417	30	37	.811	14	22	36	6	22	0	1	2	70	3.2

Three-point field goals: 0-0.

A - STATISTICS FOR THAT CATEGORY WERE NOT KEPT THAT YEAR.
 X - A PLAYER COULD NOT FOUL OUT OF AN ABA GAME THAT YEAR.



#00

Anthony Cook (1991-93)

#0

Orlando Woolridge (1990-91)
Taurean Green (2007-08)

#1

Kenny Higgs (1980-82)
Darwin Cook (1988-89)
Eddie Hughes (1989-90)
Corey Gaines (1990-91)
Mark Macon (1991-92)
Adonis Jordan (1993-94)
Mahmoud Abdul-Rauf (1994-96)
Kiwane Garris (1997-98)
Donnell Harvey (2001-03)
Voshon Lenard (2003-06)
J.R. Smith (2006-09)
Chauncey Billups (2009-Pres.)

#2*

Alex English (1979-90)*

#3

Carl Nicks (1980-81)
Mahmoud Abdul-Rauf (1990-94)
Dale Ellis (1994-97)
Harold Ellis (1997-98)
Monty Williams (1998-99)
Tracy Murray (2000-01)
Vincent Yarbrough (2002-03)
DerMarr Johnson (2004-06)
Allen Iverson (2006-09)
Ty Lawson (2009-Pres.)

#4

Darrell Walker (1986-87)
Darnell Mee (1993-95)
Tony Battie (1997-98)
Chauncey Billups (1998-00)
Anthony Goldwire (2000-01)
Predrag Savovic (2002-03)
Jeff Trepagnier (2003-04)
Anthony Carter (2006-07)
Kenyon Martin (2007-Pres.)

#5

Robert Smith (1977-79)
David Burns (1981-82)
Mike Evans (1982-88)
Terry Mills (1990-91)
Kenny Battle (1990-91)
Roy Marble (1993-94)
Jalen Rose (1994-96)
McInnis (1996-97)
Anthony Goldwire (1996-98)

#5 (CONT.)

Tyson Wheeler (1998-99)
Ron Mercer (1999-00)
Voshon Lenard (2000-02)
Juwana Howard (2002-03, '08-09)
Rodney White (2003-05)
Charles Smith (2005-06)
Yakhouba Diawara (2006-08)
J.R. Smith (2009-Pres.)

#6

Walter Davis (1988-92)
Brooks Thompson (1996-97)
Avery Johnson (2001-02)
Junior Harrington (2002-03)
Kenyon Martin (2004-07)
Jason Hart (2008-09)
Arron Afflalo (2009-Pres.)

#7

Billy McKinney (1980-82)
Eldridge Recasner (1994-95)
Don MacLean (1995-96)
Cory Alexander (1997-00)
Juwana Howard (2001-02)
Rodney White (2002-03)
Greg Buckner (2004-06)
Jamal Sampson (2006-07)
Chauncey Billups (2008-09)

#8

Bison Dele (1993-95)
Rastko Cvetkovic (1995-96)
Sarunas Marciulionis (1996-97)
Chris Herren (1999-00)
Earl Watson (2005-06)
Joe Smith (2006-07)
DerMarr Johnson (2006-07)

#9

Greg Grant (1994-95, '95-96)
Tariq Abdul-Wahad (1999-02)
Mark Bryant (2002-03)
Bryon Russell (2004-06)

#10

Grant Simmons (1967-68)
Wayne Chapman (1970-71)
Al Smith (1971-74)
Don Washington (1974-75)
Jim Bradley (1975-76)
Marvin Webster (1975-77)
Ralph Simpson (1977-78)
John Kuester (1978-79)
John Roche (1979-81)
Keith Edmonson (1983-84)
Willie White (1984-86)

#10 (CONT.)

Scott Hastings (1991-93)
Randy Woods (1995-96)
Tim Hardaway (2001-02)
Wesley Person (2004-05)
Howard Easley (2005-06)

#11

Bob Verga (1968-69)
Floyd Theard (1969-70)
Larry Brown (1970-72)
Chuck Williams (1971-77)
Charles Scott (1978-80)
Maurice Martin (1986-89)
Joe Barry Carroll (1989-90)
Doug Overton (1995-96)
Kelly McCarty (1998-99)
Kenny Satterfield (2001-03)
Shammond Williams (2002-03)
Earl Boykins (2003-07)
Bobby Jones (2007-08)
Chris Andersen (2008-Pres.)

#12

Chuck Gardner (1967-68)
John Fairchild (1968-69)
Lavern Tart (1968-69)
Steve Wilson (1970-72)
Warren Jabali (1971-73)
Ted McClain (1976-77)
Lafayette "Fat" Lever (1984-90)
Winston Garland (1991-92)
Mark Macon (1992-93)
Chris Whitney (2002-03)
Chris Andersen (2003-04)
Luis Flores (2004-05)
Chucky Atkins (2007-09)

#13

Julius Keye (1972-74)
Monte Towe (1975-77)
Mark Jackson (1996-97)
Jimmy King (1996-97)
Bobby Jackson (1997-98)
Keon Clark (1998-99)
Sonny Weems (2008-09)

#14

John Morrison (1967-68)
Cliff Anderson (1969-70)
Art Becker (1970-72)
Dan Hester (1970-71)
Dave Bustion (1972-73)
Roland "Fatty" Taylor (1974-77)
Brian Taylor (1977-78)
Michael Adams (1987-91)

#14 (CONT.)

Robert Pack (1992-95, '00-01)
Eric Murdock (1996-97)
Melvin Booker (1996-97)
Elmer Bennett (1996-97)
Eric Washington (1997-99)
Devin Brown (2002-03)
Joey Graham (2009-10)

#15

Pat McFarland (1973-75)
Jimmy Foster (1975-76)
Jim Price (1976-78)
Eddie Hughes (1988-89)
Avery Johnson (1990-91)
Danny Fortson (1997-99)
Keon Clark (1999-01)
Chris Andersen (2001-03)
Carmelo Anthony (2003-Pres.)

#17

Vincent Askew (1996-97)
Joe Wolf (1997-98)
Johnny Taylor (1998-00)

#19

Lonnie Lynn (1969-70)

#20

Lefty Thomas (1967-68)
Frank Card (1971-73)
Mack Calvin (1974-75, '76-78)
Roger Brown (1975-76)
George Johnson (1979-80)
Dwight Anderson (1982-83)
Elston Turner (1984-86, '88-89)
LaPhonso Ellis (1992-98)
Jeff Trepagnier (2002-03)
Jon Barry (2003-04)

#21

Claude Terry (1972-76)
Anthony Roberts (1977-80)
Rob Williams (1985-86)
Todd Lichti (1989-92)
Tom Hammonds (1992-97)
Dean Garrett (1997-98)
Carl Herrera (1998-99)
George McCloud (1999-02)
Adam Harrington (2002-03)
Eduardo Najera (2005-08)

#22

Julian Hammond (1967-68, '71-72)
Mike Green (1973-75)
Gus Gerard (1975-77)
Geoff Crompton (1978-79)

ALL-TIME NUMBERS



#22 (CONT.)

Glen Gondrezick (1979-80, '82-83)
Otis Smith (1986-88)
David Greenwood (1988-89)
Tim Legler (1990-91)
Craig Neal (1990-91)
Jim Farmer (1990-91, '93-94)
Ricky Pierce (1996-97)
Johnny Newman (1997-98)
Nikoloz Tskitshvili (2002-05)
Ruben Patterson (2005-06)
Von Wafer (2007-08)

#23

Jeff Congdon (1967-68; '69-70)
John Barnhill (1970-71)
Steve Mix (1971-72)
Steve Jones (1973-74)
T.R. Dunn (1980-88; '89-91)
Bryant Stith (1992-00)
Marcus Camby (2002-08)

#24

Tom Hoover (1967-68)
Bill McGill (1968-69)
Spencer Haywood (1969-70)
Dwight Waller (1970-72)
John Q. Trapp (1972-73)
Bobby Jones (1974-78)
Gary Garland (1979-80)
Bill Hanzlik (1982-91)
Todd Lichti (1992-93)
Antonio McDyess (1995-97, '98-02, '08-09)
Andre Miller (2003-06)

#25

Dave Robisch (1971-75, '80-84)
Dan Issel (1975-76)
George Zidek (1996-98)
Roy Rogers (1999-00)
Zendon Hamilton (2001-02)
John Crotty (2002-03)
Steve Blake (2006-07)
Anthony Carter (2007-Pres.)

#27

Elmore Spencer (1995-96)
Mengke Bateer (2001-02)
Johan Petro (2008-10)

#28

Robert Werdann (1992-93)

#29

Calbert Cheaney (2000-02)
Mike Wilks (2007-08)

#30

Ron Horn (1967-68)
R.B. Lynam (1967-68)
Richie Moore (1967-68)
Ken Wilburn (1968-69)
Tom Workman (1970-71)
Willie Long (1972-74)
George Irvine (1975-76)
Jacky Dorsey (1977-78)
Darnell Hillman (1977-78)
Norman Cook (1977-78)
George McGinnis (1978-81)
Anthony Roberts (1983-84)
Jay Vincent (1987-89)
Marcus Liberty (1990-94)
Kenny Smith (1996-97)
Priest Lauderdale (1997-98)
Mark Strickland (2000-01)
Carlos Arroyo (2001-02)
Mark Blount (2002-03)
Reggie Evans (2005-07)
Dahntay Jones (2008-09)
Malik Allen (2009-10)

#31

Marv Roberts (1971-74)
Maurice "Bo" Ellis (1977-80)
Pete Williams (1985-87)
Andre Moore (1987-88)
Nick Van Exel (1998-02)
Nene (2002-Pres.)

#32

Larry Jones (1967-70)
Jan Van Breda Kolff (1974-75)
Bobby Wilkerson (1977-80)
Howard Carter (1983-84) Mark
Alarie (1986-87)
Eric Williams (1997-99)
Chris Gatling (1999-00)
Garth Joseph (2000-01)
Ryan Bowen (2001-04)
Julius Hodge (2005-07)
Renaldo Balkman (2008-Pres.)

#33*

Don Sidle (1970-71)
David Thompson (1975-82)*
Ken Dennard (1983-84)
Calvin Natt (1984-89)
Greg Anderson (1990-92)

#34

Walt Piatkowski (1968-70)
Cedric Hordges (1980-82)
Dan Schayes (1982-90)
Anthony Mason (1990-91)
Reggie Williams (1990-96)
Loren Meyer (1998-99)
Isaiah Rider (2001-02)
Jelani McCoy (2007-08)

#35

Larry Cannon (1970-71)
Paul Silas (1976-77)
Kim Hughes (1978-81)
Richard Anderson (1983-84)
Joe Kopicki (1984-85)
Brad Wright (1987-88)
Michael Brooks (1987-88)
Jerome Lane (1988-92)
Reggie Slater (1994-95)
Darvin Ham (1996-97)
Cheikh Samb (2008-09)

#36

Shawnelle Scott (2001-02)

#40*

Byron Beck (1967-77)*

#41

Tom Boswell (1978-80)
Arvid Kramer (1979-80)
Blair Rasmussen (1985-91)
LaSalle Thompson (1996-97)
James Posey (1999-03)
Mark Pope (2003-04)

#42

Lonnie Wright (1967-68, '70-71)
Willie Wise (1976-77)
Ron Valentine (1980-81)
Wayne Cooper (1984-89)
Mike Higgins (1989-90)
Joe Wolf (1990-92)
Mark Randall (1993-94; '94-95)
Ryan Bowen (1999-01)
Scott Williams (2001-02)

#43

James Ray (1980-83)
Wayne Englestad (1988-89)
Kevin Brooks (1991-94)
Kevin Willis (2000-01)
Linas Kleiza (2005-09)

#44*

Willie Murrell (1967-68)
Willie Rogers (1968-69)
Ben Warley (1969-70)
Ralph Simpson (1970-76)
Dan Issel (1976-85)*

#45

Tom LaGarde (1977-78)
Jawann Oldham (1980-81)
Tim Kempton (1989-90)
Anthony Cook (1990-91)
Gary Plummer (1992-93)
Mark Randall (1993-94)
Raef LaFrentz (1998-02)
Steven Hunter (2007-09)

#50

Tom Bowens (1967-68)
Charlie Parks (1968-69)
Julius Keye (1970-71)
Steve Mix (1971-72)
Steve Scheffler (1991-92)
Reggie Slater (1995-96)
Matt Fish (1995-96)
Ervin Johnson (1996-97)
Dan McClintock (2000-01)

#51

Michael Doleac (2003-04)

#52

Larry Bunce (1968-69)
Julius Keye (1969-70)

#53

Rich Kelley (1982-83)
Cliff Levingston (1994-95)
Jerome Allen (1996-97)

#54

Wayne Hightower (1967-69)
Greg Wittman (1969-70)
Rodney Rogers (1993-95)
Ronald "Popeye" Jones (1999-00)
Terry Davis (2000-01)

#55

Phil Hicks (1978-79)
Kiki Vandeweghe (1980-84)
Dikembe Mutombo (1991-96)
Aaron Williams (1996-97)

#56

Francisco Elson (2003-06)

*Number retired in his honor



ALL-TIME COLLEGIATE ROSTER

NORTH CAROLINA (14)

Larry Brown (1970-72)
Geoff Crompton (1977-78)
Walter Davis (1988-92)
Bobby Jones (1974-78)
John Kuester (1978-79)
Tom Lagarde (1977-78)
Ty Lawson (2009-Pres.)
Jeff McInnis (1996-97)
Charles Scott (1978-80)
Kenny Smith (1996-97)
Don Washington (1974-75)
Scott Williams (2001-02)
Shammond Williams (2002-03)
Joe Wolf (1990-92; '97-98)

UCLA (9)

Arron Afflalo (2009-Pres.)
David Greenwood (1988-89)
Don MacLean (1995-96)
Jelani McCoy (2007-08)
Tracy Murray (2000-01)
Kiki Vandeweghe (1980-84)
Earl Watson (2005-06)
Brad Wright (1987-88)
George Zidek (1996-98)

KANSAS (7)

Roger Brown (1975-76)
Norman Cook (1977-78)
Wayne Hightower (1967-69)
Adonis Jordan (1993-94)
Raef LaFrentz (1998-02)
Mark Randall (1993-95)
Dave Robisch (1971-75, '80-84)

CINCINNATI (6)

Danny Fortson (1997-99)
DerMarr Johnson (2004-07)
Kenyon Martin (2004-Pres.)
Ruben Patterson (2005-06)
Kenny Satterfield (2001-02)
Nick Van Exel (1998-02)

LA SALLE (6)

Michael Brooks (1987-88)
Larry Cannon (1970-71)
Tim Legler (1990-91)
Doug Overton (1995-96)
Fatty Taylor (1974-75, '76-77)
Randy Woods (1995-96)

UNLV (6)

Keon Clark (1998-01)
Glen Gondrezick (1979-83)
Isaiah Rider (2001-02)
Robert Smith (1977-79)
Elmore Spencer (1995-96)
John Q. Trapp (1972-73)

NOTRE DAME (6)

Elmer Bennett (1996-97)
LaPhonso Ellis (1992-98)
Bill Hanzlik (1982-91)

NOTRE DAME (CONT.)

Tim Kempton (1989-90)
Monty Williams (1998-99)
Orlando Woolridge (1990-91)

TENNESSEE STATE (6)

John Barnhill (1970-71)
Anthony Mason (1990-91)
Ted McClain (1976-77)
Lefty Thomas (1967-68)
Dwight Waller (1969-70, '71-72)
Ben Warley (1969-70)

ALABAMA (5)

T.R. Dunn (1980-91)
Jim Farmer (1990-91, '93-94)
Antonio McDyess (1995-97; '98-02)
Roy Rogers (1999-00)
Eric Washington (1997-99)

INDIANA (5)

Calbert Cheaney (2000-02)
Dean Garrett (1997-98)
Ron Horn (1967-68)
George McGinnis (1978-80)
Bobby Wilkerson (1977-80)

ST. JOHN'S (5)

Zendon Hamilton (2001-02)
Mark Jackson (1996-97)
George Johnson (1979-80)
Shawnelle Scott (2001-02)
Robert Werdann (1992-93)

SOUTH CAROLINA (5)

Renaldo Balkman (2008-Pres.)
Tom Boswell (1978-80)
Alex English (1979-90)
Cedric Hordges (1980-82)
John Roche (1979-82)

DUKE (4)

Mark Alarie (1986-87)
Ken Dennard (1983-84)
Dahntay Jones (2008-09)
Bob Verga (1968-69)

HOUSTON (4)

Greg Anderson (1990-92)
Anthony Goldwire (1996-98; '00-01)
Carl Herrera (1998-99)
Rob Williams (1982-84)

LOUISIANA STATE (4)

Mahmoud Abdul-Rauf (1990-96)
Howard Carter (1983-84)
Dan Hester (1970-71)
Kenny Higgs (1980-82)

MICHIGAN (4)

Juwan Howard (2001-03, '08-09)
Jimmy King (1996-97)
Terry Mills (1990-91)
Jalen Rose (1994-96)

SOUTHERN CALIFORNIA (4)

Dwight Anderson (1982-83)
Mack Calvin (1974-75, '76-78)
Robert Pack (1992-95; '00-01)
Jeff Trepagnier (2002-04)

SYRACUSE (4)

Carmelo Anthony (2003-Pres.)
Jason Hart (2008-09)
Dan Schayes (1982-90)
Stephen Thompson (1989-90)

VIRGINIA (4)

Cory Alexander (1997-00)
John Crotty (2002-03)
Gus Gerard (1975-77)
Bryant Stith (1992-00)

ARIZONA (3)

Anthony Cook (1990-93)
Bison Dele (1993-95)
Pete Williams (1985-87)

ARKANSAS (3)

Scott Hastings (1991-93)
Darrell Walker (1986-87)
Sonny Weems (2008-09)

COLORADO (3)

Chauncey Billups (1998-00, '08-Pres.)
Chuck Gardner (1967-68)
Chuck Williams (1971-72, '75-77)

GEORGIA TECH (3)

Jon Barry (2003-04)
Craig Neal (1990-91)
Tom Hammonds (1992-97)

GEORGETOWN (3)

Dikembe Mutombo (1991-96)
Reggie Williams (1990-96)
Allen Iverson (2006-09)

ILLINOIS (3)

Kenny Battle (1990-91)
Kiwane Garris (1997-98)
Marcus Liberty (1990-94)

IOWA (3)

Ryan Bowen (1999-04)
Reggie Evans (2005-07)
Roy Marble (1993-94)

KENTUCKY (3)

Dan Issel (1975-85)
Ron Mercer (1999-00)
Mark Pope (2003-05)

MICHIGAN STATE (3)

Ralph Simpson (1970-78)
Jay Vincent (1987-89)
Kevin Willis (2000-01)

NORTH CAROLINA STATE (3)

Julius Hodge (2005-07)
David Thompson (1975-82)
Monte Towe (1975-77)

ALL-TIME COLLEGIATE ROSTER



OKLAHOMA (3)

Willie Rogers (1968-69)
Don Sidle (1970-71)
Eduardo Najera (2005-08)

PURDUE (3)

Joe Barry Carroll (1989-90)
Keith Edmonson (1983-84)
Steve Scheffler (1991-92)

ST. JOSEPH'S (PA) (3)

Cliff Anderson (1969-70)
Maurice Martin (1986-89)
Pat McFarland (1973-75)

STANFORD (3)

Rich Kelley (1982-83)
Todd Lichti (1989-93)
Claude Terry (1972-76)

WASHINGTON (3)

George Irvine (1975-76)
Bobby Jones (2007-08)
Eldridge Recasner (1994-95)

UTAH (3)

Michael Doleac (2003-04)
Bill McGill (1968-69)
Andre Miller (2003-07)

ARIZONA STATE (2)

Art Becker (1970-72)
Fat Lever (1984-90)

AUBURN (2)

Adam Harrington (2002-03)
Wesley Person (2004-05)

BOSTON COLLEGE (2)

Michael Adams (1987-91)
Howard Easley (2005-06)

BRADLEY (2)

Al Smith (1971-74)
Levern Tart (1968-69)

BRIGHAM YOUNG (2)

Jeff Congdon (1967-70)
John Fairchild (1968-69)

CALIFORNIA (2)

Francisco Elson (2003-06)
Jamal Sampson (2006-07)

CENTRAL STATE (OH) (2)

Priest Lauderdale (1997-98)
Ken Wilburn (1968-69)

CLEMSON (2)

Greg Buckner (2004-06)
Chris Whitney (2002-03)

COLORADO STATE (2)

Eddie Hughes (1988-90)
Lonnie Wright (1967-71)

DENVER (2)

Byron Beck (1967-77)
Dave Bustion (1972-73)

DEPAUL (2)

Gary Garland (1979-80)
Steven Hunter (2007-09)

DETROIT (2)

Spencer Haywood (1969-70)
Joe Kopicki (1984-85)

FLORIDA (2)

Taurean Green (2007-08)
Donnell Harvey (2001-03)

FLORIDA STATE (2)

George McCloud (1999-02)
Von Wafer (2007-08)

HAWAII (2)

Anthony Carter (2006-Pres.)
Predrag Savovic (2002-03)

JACKSONVILLE (2)

James Ray (1980-83)
Otis Smith (1986-88)

KANSAS STATE (2)

Mike Evans (1982-88)
Willie Murrell (1967-68)

MARYLAND (2)

Steve Blake (2006-07)
Joe Smith (2006-07)

MINNESOTA (2)

Bobby Jackson (1997-98)
Voshon Lenard (2000-02, '03-06)

MISSOURI (2)

Melvin Booker (1996-97)
Linas Kleiza (2005-09)

NEW MEXICO (2)

Willie Long (1972-74)
Charles Smith (2005-06)

NEW ORLEANS (2)

Wayne Cooper (1984-89)
Ervin Johnson (1996-97)

OKLAHOMA STATE (2)

Joey Graham (2009-10)
Brooks Thompson (1996-97)

OLD DOMINION (2)

Chris Gatling (1999-00)
Ron Valentine (1980-81)

OREGON (2)

Steve Jones (1973-74)
Blair Rasmussen (1985-91)

PITTSBURGH (2)

Mark Blount (2002-03)
Jerome Lane (1988-92)

PROVIDENCE (2)

Eric Murdock (1996-97)
Eric Williams (1997-99)

RICE (2)

Ricky Pierce (1996-97)
Mike Wilks (2007-08)

SAN JOSE STATE (2)

Tariq Abdul-Wahad (1999-02)
Darnell Hillman (1977-78)

SEATTLE (2)

Jawann Oldham (1980-81)
Tom Workman (1970-71)

SOUTH CAROLINA STATE (2)

Frank Card (1971-73)
Julius Keye (1969-74)

TEMPLE (2)

Mark Macon (1991-94)
Mark Strickland (2000-01)

TENNESSEE (2)

Dale Ellis (1994-97)
Vincent Yarbrough (2002-03)

TENNESSEE-CHATTANOOGA (2)

Johnny Taylor (1998-00)
Willie White (1984-86)

TEXAS TECH (2)

Tony Battie (1997-98)
Darvin Ham (1996-97)

TOLEDO (2)

Larry Jones (1967-70)
Steve Mix (1971-72)

UTAH STATE (2)

Larry Bunce (1968-69)
Marv Roberts (1971-74)

VILLANOVA (2)

Malik Allen (2009-10)
Tom Hoover (1967-68)

WESTERN KENTUCKY (2)

Wayne Chapman (1970-71)
Darnell Mee (1993-95)

WICHITA STATE (2)

Warren Jabali (1972-74)
Cliff Levingston (1994-95)

XAVIER (OH) (2)

James Posey (1999-03)
Aaron Williams (1996-97)



ALL-TIME COLLEGIATE ROSTER

AUGUSTANA (1)

Arvid Kramer (1979-80)

BLINN (TX) J.C. (1)

Chris Andersen (2001-04, '08-Pres.)

BOWLING GREEN (1)

Walt Piatkowski (1969-70)

BOSTON (1)

Gary Plummer (1992-93)

UC-IRVINE (1)

Wayne Englestad (1988-89)

UC-SANTA BARBARA (1)

Richard Anderson (1983-84)

CANISIUS (1)

John Morrison (1967-68)

CHARLOTTE (1)

Rodney White (2002-05)

COLLEGE OF ST. ROSE (1)

Garth Joseph (2000-01)

CONNECTICUT (1)

Jimmy Foster (1975-76)

CREIGHTON (1)

Paul Silas (1975-76)

DRAKE (1)

Willie Wise (1976-77)

EASTERN CAROLINA (1)

Greg Wittman (1969-70)

EASTERN MICHIGAN (1)

Earl Boykins (2003-07)

FLORIDA INTERNATIONAL (1)

Carlos Arroyo (2001-02)

FRESNO STATE (1)

Chris Herren (1999-00)

GEORGIA (1)

Jacky Dorsey (1977-78)

GRAMBLING (1)

Tom Bowers (1967-68)

HANOVER (IN) (1)

Steve Wilson (1970-72)

HIRAM SCOTT (1)

Richie Moore (1967-68)

IDAHO STATE (1)

Charley Parks (1968-69)

INDIANA STATE (1)

Carl Nicks (1980-81)

IOWA STATE (1)

Loren Meyer (1998-99)

KENTUCKY STATE (1)

Floyd Theard (1969-70)

LONG BEACH STATE (1)

Bryon Russell (2004-06)

LOUISIANA TECH (1)

Mike Green (1973-75)

LOUISVILLE (1)

Jim Price (1976-78)

LOYOLA, CHICAGO (1)

Andre Moore (1987-88)

LOYOLA, MARYMOUNT (1)

Corey Gaines (1990-91)

MANHATTAN (1)

Luis Flores (2004-05)

MARQUETTE (1)

Bo Ellis (1977-80)

MASSACHUSETTS (1)

Marcus Camby (2002-08)

MEMPHIS (1)

Vincent Askew (1996-97)

MISSISSIPPI (1)

Elston Turner (1984-86, '88-89)

MOREHOUSE (1)

Harold Ellis (1997-98)

MORGAN STATE (1)

Marvin Webster (1975-77)

MURRAY STATE (1)

Ronald "Popeye" Jones (1999-00)

NEBRASKA (1)

Grant Simmons (1967-69)

UNC-WILMINGTON (1)

Matt Fish (1995-96)

NE LOUISIANA (1)

Calvin Natt (1984-89)

NORTHERN ARIZONA (1)

Dan McClintock (2000-01)

NORTHERN COLORADO (1)

Mike Higgins (1989-90)

NORTHERN ILLINOIS (1)

Jim Bradley (1975-76)

NORTHWESTERN (1)

Billy McKinney (1980-83)

OKLAHOMA BAPTIST (1)

R.B. Lynam (1967-68)

ORAL ROBERTS (1)

Anthony Roberts (1977-80, '83-84)

PENNSYLVANIA (1)

Jerome Allen (1996-97)

PEPPERDINE (1)

Yakhouba Diawara (2006-08)

PORTLAND (1)

Darvin Cook (1988-89)

PRINCETON (1)

Brian Taylor (1977-78)

RHODE ISLAND (1)

Tyson Wheeler (1998-99)

RICHMOND (1)

Johnny Newman (1997-98)

SAINT LOUIS (1)

David Burns (1981-82)

SETON HALL (1)

Mark Bryant (2002-03)

SOUTH FLORIDA (1)

Chucky Atkins (2007-09)

SOUTHERN (1)

Avery Johnson (1990-91)

SOUTHERN MISSISSIPPI (1)

Kelly McCarty (1998-99)

SOUTHWEST MISSOURI ST. (1)

Winston Garland (1991-92)

SOUTHWEST LOUISIANA (1)

Kevin Brooks (1991-94)

TEXAS (1)

LaSalle Thompson (1996-97)

TEXAS-EL PASO (1)

Tim Hardaway (2001-02)

TEXAS-SAN ANTONIO (1)

Devin Brown (2002-03)

TRENTON STATE (NJ) (1)

Greg Grant (1994-95, '95-96)

TULANE (1)

Phil Hicks (1978-79)

TULSA (1)

Julian Hammond (1967-72)

VANDERBILT (1)

Jan Van Breda Kolff (1974-75)

VIRGINIA UNION (1)

Terry Davis (2000-01)

WAKE FOREST (1)

Rodney Rogers (1993-95)

WILBERFORCE (1)

Lonnie Lynn (1969-70)

WINGATE (1)

Junior Harrington (2002-03)

WISCONSIN (1)

Kim Hughes (1978-81)

WYOMING (1)

Reggie Slater (1994-95, '95-96)

NBA DRAFT HISTORY



1977 NBA DRAFT

ROUND	OVERALL PICK	PLAYER, SCHOOL
1	9	Tom LaGarde, F, North Carolina *
1	21	Anthony Roberts, F, Oral Roberts *
3	65	Robert Smith, G, UNLV *
5	109	John Billips, G, Mississippi
6	130	Jim Town, F, Massachusetts
7	148	Willie High, Alabama State
8	169	Len Saunders, G, Florida

1978 NBA DRAFT

ROUND	OVERALL PICK	PLAYER, SCHOOL
1	17	Rod Griffin, F, Wake Forest
1	21	Mike Evans, G, Kansas State *
3	46	Hollis Copeland, F, Rutgers
5	106	Mike Edwards, G, Pan American
6	127	Robert Heard, G, Columbus College (GA.)
7	148	Jack Gilloon, G, South Carolina
8	166	Larry Vaculik, F, Colorado
9	183	Tom Schneeberger, F, Air Force
10	198	Phil Taylor, F, Arizona

1979 NBA DRAFT

ROUND	OVERALL PICK	PLAYER, SCHOOL
2	30	Gary Garland, G, DePaul *
5	102	Larry Williams, F, Louisville
6	122	Odell Ball, C, Marquette
7	144	John Johnson, G, Creighton
8	162	Matt Teahan, F, Denver
9	179	Emmett Lewis, G, Colorado

1980 NBA DRAFT

ROUND	OVERALL PICK	PLAYER, SCHOOL
1	5	James Ray, F, Jacksonville *
1	23	Carl Nicks, G, Indiana State *
2	41	Jawaan Oldham, C, Seattle *
3	47	Kurt Nimphius, C, Arizona State
3	48	Eddie Lee, G, Cincinnati
3	51	Ron Valentine, F, Old Dominion *
4	73	Sammie Ellis, F, Pittsburgh
5	97	James Patrick, G, Sthwst Texas State
6	119	Ernie Hill, G, Oklahoma City
7	143	Tommy Springer, G, Vanderbilt
9	184	Jim Graziano, F, South Carolina
10	202	Earl Sango, F, Regis College (Denver)

1981 NBA DRAFT

ROUND	OVERALL PICK	PLAYER, SCHOOL
2	34	Kenneth Green, F, Texas Pan American
5	101	Willie Sims, G, Louisiana State
6	124	Alonzo Weatherly, F, Denver
7	147	Greg Manning, G, Maryland
8	169	Curtis Redding, G, St. John's
9	191	Andrew Burton, G, Austin Peay
10	211	Derrick Rowland, F, Potsdam State

1982 NBA DRAFT

ROUND	OVERALL PICK	PLAYER, SCHOOL
1	19	Rob Williams, G, Houston *
3	62	Roylin Bond, G, Pepperdine
4	84	Alford Turner, G, Southwest Louisiana
5	109	Bill Duffy, G, Santa Clara
6	131	Chris Brust, F, North Carolina
7	153	Jeb Barlow, F, North Carolina
8	178	Donnie Speer, F, Alabama-Birmingham
9	200	Dean Sears, F, UCLA
10	220	Mike Philips, G, Niagara

1983 NBA DRAFT

ROUND	OVERALL PICK	PLAYER, SCHOOL
1	15	Howard Carter, G, Louisiana State *
2	37	David Russell, F, St. John's
3	61	David Little, F, Oklahoma
4	83	York Gross, G, Cal-Santa Barbara
5	107	James Braddock, G, North Carolina
6	129	Glen Green, F, Murray State
7	153	Maurice McDaniel, F, Catawba College
8	175	Cliff Tribus, C, Davidson
9	198	Bobby Van Noy, F, Catawba College
10	218	Cleveland McCrae, F, Catawba College

1984 NBA DRAFT

ROUND	OVERALL PICK	PLAYER, SCHOOL
2	42	Willie White, G, Tenn-Chattanooga *
4	79	Karl Tilleran, G, Calgary
5	103	Prince Bridges, G, Missouri
6	125	Willie Burton, F, Tennessee
7	149	Mark Simpson, F, Catawba College
8	171	Bill Wendlandt, F, Texas
9	194	Cecil Exum, F, North Carolina
10	215	Dexter Bailey, G, Xavier (Ohio)



NBA DRAFT HISTORY

1985 NBA DRAFT

ROUND	OVERALL PICK	PLAYER, SCHOOL
1	15	Blair Rasmussen, C, Oregon *
2	43	Barry Stevens, G, Iowa State
4	89	Pete Williams, F, Arizona *
5	112	Kenny Brown, G, Texas A&M
6	135	Joe Carrobino, F, Harvard
7	158	Eddie Smith, F, Arizona

1986 NBA DRAFT

ROUND	OVERALL PICK	PLAYER, SCHOOL
1	16	Maurice Martin, G, St. Joseph's *
1	18	Mark Alarie, F, Duke *
2	41	Otis Smith, G, Jacksonville *
3	64	Don Redden, F, Louisiana State
4	87	Anthony Watson, G, San Diego State
5	110	Jon Collins, G, Eastern Illinois
6	133	Anthony Frederick, F, Pepperdine
7	156	Mike Marshall, G, McNeese State

1987 NBA DRAFT

ROUND	OVERALL PICK	PLAYER, SCHOOL
2	31	Andre Moore, F, Loyola (Chicago) *
3	54	Tom Schafer, F, Iowa State
4	77	David Boone, F, Marquette
5	100	Ronnie Grandison, F, New Orleans
6	123	Kelvin Scarborough, G, New Mexico
7	156	Curtis Hunter, G, North Carolina

1988 NBA DRAFT

ROUND	OVERALL PICK	PLAYER, SCHOOL
1	23	Jerome Lane, F, Pittsburgh *
2	43	Todd Mitchell, F, Purdue
2	47	Vernon Maxwell, G, Florida @
3	66	Dwight Boyd, G, Memphis State

1989 NBA DRAFT

ROUND	OVERALL PICK	PLAYER, SCHOOL
1	15	Todd Lichti, G, Stanford *
2	42	Michael Cutright, G, McNeese State
2	47	Reginald Turner, F, Alabama-Birmingham

1990 NBA DRAFT

ROUND	OVERALL PICK	PLAYER, SCHOOL
1	3	Mahmoud Abdul-Rauf, G, Louisiana State *
2	42	Marcus Liberty, F, Illinois *

1991 NBA DRAFT

ROUND	OVERALL PICK	PLAYER, SCHOOL
1	4	Dikembe Mutombo, C, Georgetown *
1	8	Mark Macon, G, Temple *

1992 NBA DRAFT

ROUND	OVERALL PICK	PLAYER, SCHOOL
1	5	LaPhonso Ellis, F, Notre Dame *
1	13	Bryant Stith, G, Virginia *
2	46	Robert Werdann, C, St. John's *

1993 NBA DRAFT

ROUND	OVERALL PICK	PLAYER, SCHOOL
1	9	Rodney Rogers, F, Wake Forest *
2	43	Josh Grant, F, Utah \$

1994 NBA DRAFT

ROUND	OVERALL PICK	PLAYER, SCHOOL
1	13	Jalen Rose, G/F, Michigan *

1995 NBA DRAFT

ROUND	OVERALL PICK	PLAYER, SCHOOL
1	15	Brent Barry, G/F, Oregon State #
2	44	Anthony Pelle, C, Fresno State

1996 NBA DRAFT

ROUND	OVERALL PICK	PLAYER, SCHOOL
1	23	Efthimos Rentzias, F, PAOK (Greece)
2	37	Jeff McInnis, G, North Carolina *

1997 NBA DRAFT

ROUND	OVERALL PICK	PLAYER, SCHOOL
1	5	Tony Battie, F, Texas Tech *
2	33	James Cotton, G, Long Beach State !
2	42	Jason Lawson, C, Villanova %

1998 NBA DRAFT

ROUND	OVERALL PICK	PLAYER, SCHOOL
1	3	Raef LaFrentz, F/C, Kansas *
1	23	Tyronn Lue, G, Nebraska ^
2	54	Tremaine Fowlkes, F, Fresno State
2	55	Ryan Bowen, F, Iowa *

NBA DRAFT HISTORY



1999 NBA DRAFT

ROUND	OVERALL PICK	PLAYER, SCHOOL
1	18	James Posey, F, Xavier (Ohio) *
2	33	Chris Herren, G, Fresno State *
2	41	Francisco Elson, C, California *

2000 NBA DRAFT

ROUND	OVERALL PICK	PLAYER, SCHOOL
1	26	Mamadou N'diaye, C, Auburn
2	53	Dan McClintock, C, Northern Ariz. *

2001 NBA DRAFT

ROUND	OVERALL PICK	PLAYER, SCHOOL
2	47	Ousmane Cisse, F, St. Jude H.S. (Ala.)

2002 NBA DRAFT

ROUND	OVERALL PICK	PLAYER, SCHOOL
1	5	Nikoloz Tskitishvili, F, Rep. of Georgia*
1	25	Frank Williams, G, Illinois &
2	33	Vincent Yarbrough, F, Tennessee *

2003 NBA DRAFT

ROUND	OVERALL PICK	PLAYER, SCHOOL
1	3	Carmelo Anthony, F, Syracuse *
2	46	Sani Becirovic, G, Vertus Bologna (Italy)
2		~

2004 NBA DRAFT

ROUND	OVERALL PICK	PLAYER, SCHOOL
1	20	Jameer Nelson, G, St. Josephs +

* Played for Denver

@ Draft rights traded to San Antonio for a 1999 second-round choice.

\$ Draft rights traded to Golden State for the draft rights to Darnell Mee.

Draft rights traded to L.A. Clippers along with Rodney Rogers for Randy Woods and the draft rights to Antonio McDyess.

! Draft rights traded to Seattle along with a second-round draft choice in 1998 in exchange for the draft rights to Bobby Jackson.

% Draft rights traded to Orlando in exchange for the draft rights to Eric Washington and a second-round draft choice in 1999.

^ Draft rights traded to L.A. Lakers along with Tony Battie in exchange for Nick Van Exel.

& Draft rights traded to New York along with Antonio McDyess and a future second-round pick in exchange for Marcus Camby, Mark Jackson and the draft rights to Nene.

~ Draft rights to Xue Yuyang (No. 57 overall) acquired from Dallas in exchange for a 2004 second round draft choice.

+ Draft rights traded to Orlando in exchange for a future first round draft choice.

< Draft rights traded to Portland in exchange for the draft rights to Linas Kleiza and Ricky Sanchez.

> Draft rights traded to Boston in exchange for a second round draft choice in 2007.

{ Draft rights to Sonny Weems (No. 37 overall) acquired from Chicago in exchange for a 2009 second round draft choice.

= Draft rights to Ty Lawson (No. 18 overall) acquired from Minnesota in exchange for a future first round draft choice.

? Draft rights traded to Houston in exchange for cash considerations.

2005 NBA DRAFT

ROUND	OVERALL PICK	PLAYER, SCHOOL
1	20	Julius Hodge, G/F, N.C. State *
1	22	Jarrett Jack, G, Georgia Tech <
2	52	Axel Hervelle, F, Belgium

2006 NBA DRAFT

ROUND	OVERALL PICK	PLAYER, SCHOOL
2	49	Leon Powe, F, California >

2007 NBA DRAFT

ROUND	OVERALL PICK	PLAYER, SCHOOL
-------	--------------	----------------

Did not have pick

2008 NBA DRAFT

ROUND	OVERALL PICK	PLAYER, SCHOOL
-------	--------------	----------------

Did not have pick {

2009 NBA DRAFT

ROUND	OVERALL PICK	PLAYER, SCHOOL
-------	--------------	----------------

1 Did not have pick =
2 34 Sergio Llull, G, Spain ?

2010 NBA DRAFT

ROUND	OVERALL PICK	PLAYER, SCHOOL
-------	--------------	----------------

Did not have pick



TRANSACTIONS (SINCE JOINING THE NBA IN 1976-77)

1976-77

- Aug. 5: Acquired Fatty Taylor from Philadelphia in exchange for a second-round pick in 1977 (Herm Harris).
- Sept. 15: Acquired Ted McClain from the New York Nets in exchange for a third-round draft choice (Dave Batton) and a fourth-round pick (Walter Jordan) in the 1978 draft & cash.
- Sept. 21: Traded Claude Terry to Buffalo for future considerations.
- Sept. 21: Signed Willie Wise as a free agent. Oct. 5: Waived Jimmy Foster.
- Oct. 20: Acquired Paul Silas from Boston in a three-team trade that sent Ralph Simpson from Denver to Detroit & Curtis Rowe from Detroit to Boston.
- Dec. 17: Traded Gus Gerard and Chuck Williams to Buffalo for Jim Price.
- Feb. 15: Acquired Mack Calvin off waivers from San Antonio.

1977-78

- May 24: Traded Marvin Webster, Paul Silas & Willie Wise to Seattle for Tom Burleson, Bobby Wilkerson and a second-round draft choice in the 1977 draft (Nuggets traded pick to Kansas City who traded it to Chicago, who selected Steve Sheppard).
- May 25: Traded Tom Burleson & a second-round pick in the 1977 draft (Kings traded pick to Chicago who selected Steve Sheppard) to Kansas City in exchange for Brian Taylor & a first-round pick in the 1977 draft (Tom LaGarde).
- June 24: Signed Jack Dorsey as a free agent.
- Aug. 9: Signed Anthony Roberts.
- Aug. 11: Signed Robert Smith.
- Aug. 31: Named George Irvine assistant coach.
- Sept. 4: Signed Tom LaGarde.
- Sept. 29: Waived Monte Towe.
- Oct. 6: Obtained a third-round draft choice in 1978 (Hollis Copeland) from Buffalo as compensation for the free agent signing of Ted McClain.
- Oct. 11: Acquired Bo Ellis from Washington in exchange for Denver's first pick in 1978 (Dave Corzine).
- Oct. 17: Waived Byron Beck & Fatty Taylor.
- Nov. 14: Waived Jack Dorsey.
- Jan. 30: Waived Robert Smith.
- Jan. 30: Acquired Darnell Hillman from the New York Nets in exchange for a second-round pick in 1979 (Clint Richardson) & cash.
- Feb. 1: Acquired Ralph Simpson from Detroit in exchange for Jim Price & a first-round pick in the 1979 draft (Phil Hubbard).
- Feb. 8: Re-signed Robert Smith.
- Feb. 15: Brian Taylor, who left team on Jan. 16 was signed as a veteran free agent by San Diego. Denver received two second-round draft choices as compensation.

1978-79

- June 9: Acquired Seattle's first-round pick in the 1978 draft (Rod Griffin) in exchange for Tom LaGarde.
- June 26: Acquired Ron Boone and a second-round pick in the 1979 draft from Kansas City in exchange for Darnell Hillman and the draft rights to Mike Evans. Traded the pick (Mark Young) and an additional second-round pick in '79 (Oliver Mack) to Los Angeles in exchange for Charlie Scott.
- July 8: Acquired Geoff Crompton from Kansas City in exchange for Denver's fourth-round pick in 1981 (Kenny Dennard). Signed Kim Hughes as a free agent.
- Aug. 16: Traded Bobby Jones & Ralph Simpson to Philadelphia for George McGinnis.
- Aug. 23: Signed Phil Hicks as a free agent.
- Sept. 8: Signed Tom Boswell as a free agent.
- Oct. 12: Waived Mack Calvin and Phil Hicks.
- Nov. 13: Re-signed Phil Hicks.
- Jan. 12: Waived Phil Hicks.
- April 11: Waived Geoff Crompton.

1979-80

- June 14: Received two second-round picks in the 1979 draft (Gary Garland; traded second pick to Chicago who selected Lawrence Butler) from San Diego as compensation for the free-agent signing of Brian Taylor.
- July 23: Sold two draft choices in the 1979 draft to Chicago.
- July 27: Signed John Roche as a free agent.
- Oct. 9: Traded Robert Smith to Utah in exchange for a third-round draft choice in 1980 (Eddie Lee) and a second-round draft choice in 1981 (Kenneth Green).
- Oct. 19: Acquired George Johnson from Milwaukee for cash.
- Nov. 2: Waived Bo Ellis.
- Nov. 20: Traded Tom Boswell to Utah for a second-round pick in 1980 (Jawaan Oldham).
- Nov. 24: Re-signed Bo Ellis.
- Nov. 26: Signed Glen Gondrezick as a free agent.
- Nov. 27: Waived Anthony Roberts.
- Feb. 1: Acquired Alex English and a first-round pick in 1980 (Carl Nicks) from Indiana in exchange for George McGinnis.
- Mar. 2: Signed Arvid Kramer to first of two 10-day contracts.



1980-81

- | | | | |
|-----------|---|----------|--|
| May 16: | Sold George Johnson to Milwaukee. | Oct. 31: | Acquired Dave Robisch from Cleveland in exchange for Kim Hughes, a third-round choice in the 1981 draft (Mickey Dillard), a second-round choice in the 1982 draft (Cleveland traded the pick to Indiana, who selected Guy Morgan) and future considerations. |
| June 9: | Acquired the rights to Cedrick Hordges from Chicago in exchange for a second-round draft choice in 1981 (Mike Olliver) | Dec. 2: | Re-signed Ron Valentine. Waived Ken Higgs. |
| Aug. 15: | Acquired T.R. Dunn & a first-round draft choice in 1983 (Howard Carter) from Portland in exchange for a first-round draft choice in 1983 (Clyde Drexler) & a second-round choice in 1984 (Steve Colter) | Dec. 8: | Re-signed Ken Higgs. |
| Aug. 18: | Signed Ken Higgs as a free agent. | Dec. 10: | Acquired Kiki Vandeweghe and a first-round pick in 1986 (Maurice Martin) from Dallas in exchange for first-round choices in 1981 (Rolando Blackman) and 1985 (pick was traded to Boston who selected Sam Vincent). |
| Sept. 19: | Waived Gary Garland. | Dec. 22: | Traded Carl Nicks to Utah in exchange for Billy McKinney. |
| Oct. 8: | Sold Bobby Wilkerson to Chicago. Waived Ron Valentine. | | |
| Oct. 21: | Waived Jawann Oldham. | | |

1981-82

- | | | | |
|----------|-------------------------------------|----------|--|
| Nov. 27: | Signed David Burns as a free agent. | Dec. 17: | Traded Ron Valentine to Washington for future considerations. Announced the retirement of John Roche following the season. |
| Dec. 16: | Waived David Burns. | | |

1982-83

- | | | | |
|----------|---|----------|--|
| June 17: | Acquired the draft rights to Wally Walker & a first-round draft choice in 1982 (Rob Williams) from Seattle in exchange for David Thompson. | July 20: | Acquired Bill Hanzlik from Seattle to complete the David Thompson trade. |
| June 21: | Acquired Rick Kelley from Phoenix in exchange for a first-round draft pick in 1982 (David Thirdkill). | Dec. 30: | Signed Dwight Anderson to a 10-day contract. |
| July 16: | The NBA Player's Association won a ruling before an arbitrator which disallowed Seattle's ability to trade the rights to Wally Walker - a free agent. | Jan. 9: | Did not offer Dwight Anderson a second 10-day contract. |
| | | Jan. 12: | Signed Mike Evans from the CBA to a contract. |
| | | Feb. 7: | Acquired Dan Schayes from Utah in exchange for Rick Kelley & cash. |

1983-84

- | | | | |
|-----------|---|----------|--|
| Sept. 26: | Acquired Ken Dennard from Kansas City in exchange for a third-round pick in the 1985 NBA Draft (Michael Adams). | Jan. 21: | Acquired Keith Edmondson from San Antonio in exchange for a third-round pick in the 1984 draft (Joe Binion). |
| Oct. 4: | Acquired Richard Anderson from San Diego in exchange for Billy McKinney. | Feb. 16: | Signed Anthony Roberts to a 10-day contract. |
| Dec. 13: | Waived Dave Robisch. | Feb. 25: | Waived Ken Dennard. |
| | | Feb. 25: | Signed Anthony Roberts for the remainder of the season. |

1984-85

- | | | | |
|----------|---|----------|---|
| June 7: | Traded Kiki Vandeweghe to Portland in exchange for Wayne Cooper, Lafayette Lever, Calvin Natt, a second-round pick in the 1984 NBA Draft (Willie White) & a first-round pick in the 1985 draft (Blair Rasmussen). | Oct. 20: | Signed Russell Cross as a free agent. |
| July 25: | Waived Anthony Roberts. | Oct. 23: | Waived Rob Williams. |
| Aug. 23: | Traded Howard Carter to Dallas in exchange for Elston Turner. | Oct. 31: | Signed Joe Kopicki as a free agent. |
| | | Feb. 11: | Waived Russell Cross. |
| | | Jan. 22: | Announced the retirement of Dan Issel, effective at the end of the season.. |

1985-86

- | | | | |
|-----------|---|----------|---------------------------------------|
| Sept. 30: | Placed Dan Issel on voluntarily retired list. | Oct. 22: | Waived Joe Kopicki and Barry Stevens. |
|-----------|---|----------|---------------------------------------|

1986-87

- | | |
|---------|---|
| Oct. 2: | Acquired Darrell Walker from New York in exchange for a first-round pick in the 1987 NBA Draft (New York traded pick to Chicago who selected Olden Polynice). |
|---------|---|



TRANSACTIONS (SINCE JOINING THE NBA IN 1976-77)

1987-88

- | | | | |
|---------|--|----------|--|
| Nov. 2: | Traded Mark Alarie and Darrell Walker to Washington in exchange for Jay Vincent & Michael Adams. | Dec. 2: | Traded Otis Smith to Golden State for cash. |
| Dec. 2: | Waived Andre Moore. | Feb. 22: | Signed Brad Wright to a 10-day contract. |
| | | Mar. 4: | Signed Michael Brooks for the remainder of the season. |

1988-89

- | | | | |
|----------|---|----------|--|
| July 28: | Traded the draft rights to Vernon Maxwell to San Antonio in exchange for a second-round draft pick in 1989 (Reggie Turner). | Nov. 4: | Signed Eddie Hughes as a free agent. |
| Oct. 6: | Signed Wayne Engelstad & Elston Turner as a free agents. | Dec. 27: | Waived Wayne Engelstad & Eddie Hughes. |
| | | Jan. 2: | Signed Eddie Hughes to the first of consecutive 10-day contracts. |
| | | Jan. 26: | Traded Jay Vincent and Calvin Natt to San Antonio in exchange for Darwin Cook & David Greenwood. |

1989-90

- | | | | |
|-----------|--|----------|---|
| Sept. 11: | Acquired Tim Kempton from Charlotte in exchange for a second-round draft choice in 1991 (Kevin Lynch). | Dec. 29: | Signed Mike Higgins to the first of two 10-day contracts. |
| Nov. 6: | Signed T.R. Dunn as a free agent. | Jan. 19: | Released Mike Higgins after second contract expired. |
| | | Feb. 21: | Acquired Joe Barry Carroll from the New Jersey Nets in exchange for Michael Cutright. |

1990-91

- | | | | |
|-----------|---|----------|--|
| June 21: | Traded Lafayette Lever to Dallas in exchange for a first-round draft choice in 1990 (traded pick to Miami, who selected Willie Burton) & 1991 (traded pick to Washington, who selected LaBradford Smith). | Nov. 15: | Waived Stephen Thompson. |
| June 22: | Traded the No. 9 (Willie Burton) and No. 15 (Dave Jamerson) picks in the 1990 draft to Miami in exchange for the No. 3 pick (Mahmoud Abdul-Rauf). | Nov. 21: | Waived Corey Gaines. |
| Aug. 1: | Traded Dan Schayes to Milwaukee in exchange for the draft rights to Terry Mills. | Dec. 24: | Waived Avery Johnson and T.R. Dunn. |
| Aug. 8: | Acquired Orlando Woolridge from the L.A. Lakers in exchange for second-round draft picks in 1993 & 1995. | Dec. 28: | Signed Tim Legler to consecutive 10-day contracts. Signed Anthony Mason to a 10-day contract. |
| Aug. 22: | Signed Corey Gaines as a free agent. | Jan. 5: | Signed Reggie Williams as a free agent. |
| Sept. 4: | Signed Stephen Thompson as a free agent. | Jan. 8: | Released Anthony Mason after 10-day contract expired. |
| Sept. 28: | Acquired Anthony Cook from Detroit in exchange for a 1992 second-round pick. | Jan. 17: | Released Tim Legler after second contract expired. |
| Oct. 5: | Acquired Joe Wolf from the L.A. Clippers as a restricted free agent after Clippers opt to not match Nuggets offer. | Jan. 23: | Traded Walter Davis to Portland in a three-team trade that sent Terry Mills and Drazen Petrovic to New Jersey & sent Greg Anderson & New Jersey's first-round pick in the 1992 draft (Bryant Stith) to Denver. |
| Oct. 24: | Acquired Avery Johnson from Seattle in exchange for a second-round draft pick in 1997. | Jan. 25: | Claimed Kenny Battle off waivers. |
| | | Feb. 11: | Signed Craig Neal to the first of consecutive 10-day contracts. |
| | | Mar. 3: | Released Craig Neal after second 10-day contract expired. |
| | | Mar. 7: | Signed Jim Farmer to a 10-day contract. |
| | | Mar. 17: | Signed Jim Farmer for the remainder of the season. |

1991-92

- | | | | |
|----------|---|----------|---|
| June 11: | Traded Michael Adams, the 19th pick in the 1991 NBA Draft (LaBradford Smith) & future considerations to Washington in exchange for the 8th pick in the 1991 NBA Draft (Mark Macon). | Aug. 13: | Traded Orlando Woolridge to Detroit in exchange for Scott Hastings and a 1992 second-round pick (Robert Werdann). |
| July 1: | Traded Blair Rasmussen to Atlanta in exchange for a second-round draft pick in 1993 (Josh Grant) & the draft rights to Anthony Avent. Denver then sent the rights to Avent to Milwaukee in exchange for the draft rights to Kevin Brooks, a 1994 second-round draft pick (traded pick to Washington, who traded pick to Orlando, who selected Rodney Dent) & future considerations. | Nov. 23: | Waived Jerome Lane. |
| | | Feb. 27: | Signed Steve Scheffler to the first of consecutive 10-day contracts. |
| | | Mar. 31: | Signed Steve Scheffler for the remainder of the season. |

1992-93

- | | | | |
|----------|--|----------|--|
| May 20: | Named Dan Issel head coach. | Oct. 1: | Signed Gary Plummer as a free agent. |
| June 26: | Acquired Winston Garland from the L.A. Clippers for a 1996 (Clippers traded pick to Detroit, who traded pick to Phoenix, who selected Russ Millard). | Oct. 23: | Acquired Robert Pack from Portland in exchange for a second-round draft pick in 1993 (Kevin Thompson). |
| | | Feb. 4: | Signed Tom Hammonds as a free agent. |

TRANSACTIONS (SINCE JOINING THE NBA IN 1976-77)



1993-94

- | | | | |
|----------|---|----------|---|
| June 30: | Acquired the draft rights to Darnell Mee from Golden State in exchange for the draft rights to Josh Grant & a second-round draft choice in 1994 (Anthony Miller). | Nov. 29: | Signed Mark Randall as a free agent. |
| Aug. 19: | Acquired Brian Williams from Orlando in exchange for Todd Lichti & Anthony Cook. | Dec. 1: | Waived Adonis Jordan. |
| Nov. 19: | Acquired Alvin Robertson from Detroit along with a 1995 second-round draft pick and future considerations in exchange for Mark Macon & Marcus Liberty. | Jan. 11: | Signed Adonis Jordan to a 10-day contract. |
| Nov. 20: | Signed Adonis Jordan as a free agent. | Jan. 21: | Released Adonis Jordan. Signed Roy Marble to the first of consecutive 10-day contracts. |
| | | Feb. 11: | Released Roy Marble. |
| | | Feb. 15: | Signed Jim Farmer to the first of consecutive 10-day contracts. |
| | | Mar. 7: | Released Jim Farmer. |

1994-95

- | | | | |
|----------|---|----------|---|
| Oct. 6: | Signed Cliff Levingston as a free agent. | Mar. 3: | Signed Eldridge Recasner to a 10-day contract. |
| Jan. 15: | Announced the resignation of Head Coach Dan Issel. Named Gene Littles interim head coach. | Mar. 14: | Signed Greg Grant to the first of consecutive 10-day contracts. Did not offer Eldridge Recasner a second 10-day contract. |
| Feb. 1: | Waived Darnell Mee. | Mar. 17: | Signed Mark Randall for the remainder of the season. |
| Feb. 20: | Named Bernie Bickerstaff president & head coach. | April 5: | Signed Greg Grant for the remainder of the season. |
| Feb. 23: | Signed Mark Randall to the first of consecutive 10-day contracts. | | |

1995-96

- | | | | |
|-----------|---|----------|--|
| June 28: | Acquired the draft rights to Antonio McDyess along with Randy Woods from the L.A. Clippers in exchange for Rodney Rogers & the draft rights to Brent Barry. | Dec. 26: | Signed free agent Reggie Slater. |
| Sept. 19: | Acquired Elmore Spencer from the L.A. Clippers in exchange for Brian Williams. | Jan. 5: | Waived Reggie Slater. |
| Oct. 30: | Acquired Don MacLean & Doug Overton from Washington in exchange for Robert Pack. | Feb. 1: | Named Todd Eley General Manager & Jim Brovelli Director of Player Development. |
| Dec. 21: | Waived Elmore Spencer & Randy Woods. | Mar. 7: | Signed Matt Fish to a 10-day contract. |
| | | Mar. 17: | Signed Matt Fish to a second 10-day contract. |
| | | Mar. 27: | Signed Matt Fish for the remainder of the season. |
| | | Mar. 29: | Signed Greg Grant for the remainder of the season. |

1996-97

- | | | | |
|-----------|---|----------|--|
| June 13: | Acquired Sarunas Marciulionis and the 37th pick of the 1996 draft (Jeff McInnis) from Sacramento in exchange for Mahmoud Abdul-Rauf.
Acquired Mark Jackson, Ricky Pierce & the 23rd pick of the 1996 draft (Efthimos Rentzias) from Indiana in exchange for Jalen Rose, Reggie Williams & the 10th pick of the 1996 draft (Erick Dampier). | Jan. 6: | Waived Aaron Williams. |
| July 19: | Re-signed Dale Ellis. | Jan. 7: | Signed Elmer Bennett to a 10-day contract. |
| July 22: | Re-signed Bryant Stith. | Jan. 17: | Signed Elmer Bennett to a second 10-day contract. |
| July 23: | Signed free agent Ervin Johnson. | Jan. 23: | Waived Elmer Bennett. |
| Sept. 25: | Signed free agents Darvin Ham, Eric Murdock, Keith Jennings & Rich King. | Jan. 24: | Signed Kenny Smith to a 10-day contract. |
| Nov. 19: | Waived Rich King. | Feb. 3: | Signed Kenny Smith for the remainder of the season. |
| Nov. 21: | Signed free agent Brooks Thompson. | Feb. 10: | Announced the resignation of President and General Manager Bernie Bickerstaff. |
| Nov. 26: | Bernie Bickerstaff stepped down as head coach, but retained role as team president and assumed title of general manager. Named Dick Motta head coach. Waived Eric Murdock. | Feb. 12: | Named Allan Bristow Vice President of Basketball Operations. |
| Dec. 12: | Signed Melvin Booker out of the CBA. Waived Jeff McInnis. | Feb. 20: | Acquired Vincent Askew, Eddie Johnson & a second-round draft pick in 1997 (Jason Lawson) & 1998 (Tremaine Fowlkes) from Indiana in exchange for Mark Jackson & LaSalle Thompson. |
| Dec. 22: | Signed Aaron Williams out of the CBA. | | Traded Darvin Ham to Indiana in exchange for Jerome Allen. |
| Dec. 28: | Waived Melvin Booker. | | Acquired Anthony Goldwire & George Zidek from Charlotte in exchange for Ricky Pierce. |
| | | Feb. 26: | Waived Eddie Johnson. |
| | | April 5: | Signed Jimmy King for the remainder of the season. |



TRANSACTIONS (SINCE JOINING THE NBA IN 1976-77)

1997-98

- May 29: Named Bill Hanzlik head coach.
- June 25: Acquired the draft rights to G Bobby Jackson from Seattle in exchange for the draft rights to G James Cotton & Denver's second-round pick in 1998 (Rashard Lewis).
- Acquired F Johnny Newman, C/F Joe Wolf & the draft rights to F Danny Fortson from Milwaukee in exchange for C Ervin Johnson.
- Traded the draft rights to C Jason Lawson to Orlando in exchange for the draft rights to G Eric Washington and Orlando's second-round pick in 1999 (traded to Boston, who selected Kris Clack).
- Aug. 4: Re-signed G Anthony Goldwire.
- Aug. 21: Acquired F Eric Williams from Boston in exchange for a second-round pick in 1999 (Orlando's=Kris Clack) & Denver's second-round choice in 2001.
- Sept. 5: Signed free-agent C Dean Garrett.
- Sept. 29: Traded the rights to F Efthimios Rentzias & a second-round draft pick in 2000 (Hanno Mottola) to Atlanta in exchange for C Priest Lauderdale.
- Oct. 1: Traded F Antonio McDyess to Phoenix in exchange for Phoenix's first-round pick in 1998 (Tyronn Lue), Milwaukee's first round pick in either '98 or '99 (James Posey) & either Cleveland's first-round pick in 2000 or the first-round pick of Cleveland or Phoenix in 2001 (traded to Boston, Joseph Forte) & two second-round picks (2000, Dan McClintock - and 2002, traded to Washington, Rod Grizzard). Signed F Eric Williams to a contract extension.
- Oct. 2: Acquired G Greg Graham, F/C Steve Scheffler & two future second-round draft picks (1998, Ryan Bowen & 1999, Francisco Elson) from Seattle in exchange for F Dale Ellis.
- Oct. 18: Waived F Alvin Sims.
- Oct. 20: Acquired G Sherman Douglas & a second-round draft pick in 2000 from Cleveland (traded to Miami, who selected Ernest Brown) in exchange for G Greg Graham.
- Oct. 27: Waived G Sherman Douglas. Signed G Ruben Nembarhd.
- Oct. 30: Placed F LaPhonso Ellis & C Steve Scheffler on the injured list. Waived G Ruben Nembarhd & G Merl Code.
- Nov. 7: Named Mike D'Antoni assistant coach.
- Nov. 24: Signed G Kiwane Garris from the CBA.
- Dec. 14: Waived C Steve Scheffler. Signed G Harold Ellis from the CBA.
- Feb. 4: Announced that Allan Bristow agreed to step down as Vice President of Basketball Operations. Named Mike D'Antoni interim General Manager.
- Feb. 28: Waived C George Zidek.
- Mar. 4: Signed G Cory Alexander for the remainder of the season.
- Mar. 13: Waived G Kiwane Garris.
- Mar. 25: Named Dan Issel Vice President & General Manager.
- April 20: Announced the dismissal of Head Coach Bill Hanzlik & his assistants T.R. Dunn and Brian Winters.

1998-99

- June 24: Acquired G Nick Van Exel from the L.A. Lakers in exchange for F Tony Battie & the draft rights to G Tyronn Lue.
- Sept. 22: Named Mike D'Antoni head coach. Named John Lucas, Mike Evans & Louie Dampier assistant coaches.
- Jan. 21: Acquired G Chauncey Billups & the draft rights to G Tyson Wheeler from Toronto in a three-team trade. The Nuggets sent G Bobby Jackson & C Dean Garrett to Minnesota & a 1999 first-round draft choice (Jonathan Bender) to Toronto. Minnesota traded G Michael Williams, a future first-round draft choice (2000, Morris Peterson) & the rights to Zeljko Rebraca to Toronto.

1999-00

- Aug. 3: Re-signed G Nick Van Exel. Acquired G/F Ron Mercer, F Popeye Jones and C Dwayne Schintzius from Boston in exchange for F Danny Fortson, F Eric Williams, G Eric Washington and a future draft choice (2001, Kedrick Brown).
- Aug. 4: Signed free-agent F George McCloud.
- Sept. 13: Signed G Chris Herren, the club's second-round draft choice.
- Sept. 14: Announced Dan Issel as president and head coach, replacing Head Coach Mike D'Antoni.
- Oct. 1: Signed F Ryan Bowen and F/C Roy Rogers.
- Oct. 7: Named Dennis McGowan Vice President of Basketball Operations & Kim Hughes Director of Player Personnel.
- Nov. 1: Waived C Dwayne Schintzius.
- Feb. 1: Acquired F/C Chris Gatling, G/F Tariq Abdul-Wahad & a first-round draft choice (Omar Cook) from Orlando in exchange for G/F Ron Mercer, G Chauncey Billups & F Johnny Taylor.
- Signed President & Head Coach Dan Issel to a four-year contract.
- April 24: Announced that E. Stanley Kroenke had agreed to purchase the Nuggets, Colorado Avalanche & the Pepsi Center from Liberty Media.

2000-01

- June 23: Acquired the 26th pick (Mamadou N'diaye) in the 2000 NBA Draft from Utah in exchange for a first-round draft choice in 2001 (Joseph Forte).
- June 27: Acquired G Voshon Lenard & F Mark Strickland from Miami in exchange for F Chris Gatling and the 37th pick (Eddie House) in the 2000 NBA Draft.
- July 17: Signed draft picks Mamadou N'diaye & Dan McClintock.
- Aug. 1: Re-signed G/F Tariq Abdul-Wahad & F Ryan Bowen.
- Sept. 11: Signed G Andre Woolridge.
- Sept. 25: Acquired F Tracy Murray from Washington in exchange for F Popeye Jones & a future second-round draft choice (2002, Rod Grizzard).
- Sept. 26: Signed F/C Terry Davis.
- Oct. 2: Signed G Anthony Goldwire.

NUGGETS HISTORY



2000-01 (CONT.)

- | | |
|---|--|
| <p>Oct. 16: Acquired G Robert Pack & G/F Calbert Cheaney from Boston in exchange for G's Bryant Stith & Chris Herren. Exercised the options on the fourth year of both Raef LaFrentz & Keon Clark's contracts.</p> <p>Oct. 25: Waived G's Anthony Goldwire & Andre Woolridge.</p> <p>Oct. 30: Waived G Cory Alexander & C Dan McClintock.</p> <p>Jan. 12: Acquired F/C Kevin Willis, C Garth Joseph & C Aleksandar Radojevic & a second round draft choice in 2001 (Ousmane Cisse) from Toronto in exchange for F Keon Clark, F Tracy Murray & C Mamadou N'diaye.</p> | <p>Jan. 29: Signed G Anthony Goldwire to a 10-day contract. Waived C Garth Joseph.</p> <p>Feb. 8: Signed G Anthony Goldwire to a second 10-day contract.</p> <p>Feb. 18: Signed G Anthony Goldwire for the remainder of the season.</p> <p>Mar. 22: Waived F Mark Strickland.</p> <p>April 4: Signed C Dan McClintock for the remainder of the season.</p> |
|---|--|

2001-02

- | | |
|--|--|
| <p>July 19: Signed free agent G Avery Johnson.</p> <p>Aug. 9: Named Kiki Vandeweghe General Manager.</p> <p>Sept. 24: Acquired the draft rights to G Kenny Satterfield from Dallas in exchange for a future second-round draft choice.</p> <p>Sept. 29: Signed free agents G Isaiah Rider, F Cedric Ceballos, F Zendon Hamilton, C Mengke Bateer, G Reed Rawlings, G Paul McPherson & G Saddi Washington.</p> <p>Oct. 8: Exercised the fourth-year option on the contract of F James Posey. Waived G's Reed Rawlings, Paul McPherson & Saddi Washington.</p> <p>Oct. 9: Signed G Omar Cook.</p> <p>Oct. 13: Signed C Shawnelle Scott.</p> <p>Oct. 22: Acquired F/C Scott Williams & a future first-round draft choice (traded to Detroit then to Atlanta, Josh Smith) from Milwaukee in a three-team trade. The Nuggets sent F/C Kevin Willis & C Aleksandar Radojevic to Milwaukee. The Bucks then sent Willis to Houston for a 2002 second round draft choice.</p> | <p>Oct. 25: Waived F Cedric Ceballos, G Omar Cook & C Mengke Bateer.</p> <p>Nov. 19: Waived G Isaiah Rider.</p> <p>Nov. 21: Signed F Chris Andersen from the NBDL.</p> <p>Dec. 26: Announced the resignation of President & Head Coach Dan Issel. Named Mike Evans Interim Head Coach.</p> <p>Dec. 31: Named Clyde Drexler Assistant Coach.</p> <p>Jan. 6: Waived C Shawnelle Scott.</p> <p>Feb. 21: Acquired F Juwan Howard, G Tim Hardaway, F Donnell Harvey, Dallas' 2002 first-round draft pick (Frank Williams) & cash in exchange for G Nick Van Exel, C Raef LaFrentz, G Avery Johnson & G/F Tariq Abdul-Wahad.</p> <p>Feb. 26: Signed C Mengke Bateer.</p> <p>Mar. 7: Signed G Carlos Arroyo to the first of consecutive 10-day contracts.</p> <p>Mar. 26: Signed G Carlos Arroyo for the remainder of the season.</p> |
|--|--|

2002-03

- | | |
|---|---|
| <p>June 26: Acquired C Marcus Camby, G, Mark Jackson & the draft rights to F Nene in exchange for F Antonio McDyess, the draft rights to G Frank Williams & a second-round draft pick in 2003 (Maciej Lampe).</p> <p>July 17: Re-signed F Ryan Bowen.</p> <p>July 18: Signed free agents G Predrag Savovic & G Junior Harrington & second-round pick F/G Vincent Yarborough.</p> <p>July 20: Signed first-round pick F Nikoloz Tskitshvili.</p> <p>July 23: Signed first-round pick F Nene Hilario.</p> <p>Aug. 1: Acquired F Don Reid & a future first-round draft choice from Orlando in exchange for a second round draft choice in 2004. (Sergei Lishouk)</p> <p>Aug. 8: Signed free agent C Mark Blount.</p> <p>Aug. 15: Waived G Carlos Arroyo.</p> <p>Aug. 19: Re-signed G Kenny Satterfield.</p> <p>Aug. 21: Named Jeff Bzdelik Head Coach, John MacLeod Associate Head Coach and Doug Moe Coaching Consultant.</p> <p>Aug. 26: Named T.R. Dunn Assistant Coach.</p> <p>Sept. 27: Waived G Mark Jackson.</p> <p>Oct. 1: Acquired F Rodney White from Detroit in exchange for F Don Reid, C Mengke Bateer and a conditional first-round draft choice. (Milwaukee's, 2004 Josh Smith)</p> <p>Oct. 24: Acquired G Chris Whitney from Washington in exchange for F George McCloud & cash.</p> | <p>Dec. 18: Acquired F/C Mark Bryant, F Art Long, a future first-round draft choice from Philadelphia & a future second-round choice from Houston (traded to Dallas, Vassillis Spanoulis) in a three-team trade. The Nuggets sent F/G James Posey to the Rockets, while Houston sent F Kenny Thomas to Philadelphia.</p> <p>Dec. 18: Waived G Kenny Satterfield.</p> <p>Dec. 20: Waived F Art Long.</p> <p>Dec. 22: Signed G John Crotty.</p> <p>Jan. 6: Waived G John Crotty.</p> <p>Jan. 8: Signed G John Crotty to a 10-day contract.</p> <p>Jan. 18: Signed G John Crotty to a second 10-day contract.</p> <p>Jan. 27: Terminated the 10-day contract of John Crotty.</p> <p>Feb. 20: Acquired G Shammond Williams, a second round draft pick in 2003 (Sani Becirovic) & cash from Boston in exchange for C Mark Blount & F/C Mark Bryant.</p> <p>Feb. 26: Waived G Chris Whitney.</p> <p>March 23: Signed G's Jeff Trepagnier & Adam Harrington to 10-day contracts.</p> <p>April 2: Signed G Jeff Trepagnier to a second 10-day contract & G Adam Harrington for the remainder of the season.</p> <p>April 4: Signed G Devin Brown to a 10-day contract.</p> <p>April 12: Signed G Jeff Trepagnier for the remainder of the season.</p> |
|---|---|



TRANSACTIONS (SINCE JOINING THE NBA IN 1976-77)

2003-04

- June 28: Acquired the draft rights to C Xue Yuyang from Dallas in exchange for a 2004 second round draft pick (Vassillios Spanoulis).
- July 17: Signed F Carmelo Anthony, the club's first round draft choice.
- Aug. 1: Signed free-agent G Andre Miller.
- Aug. 4: Waived G Predrag Savovic.
- Aug. 18: Signed free-agent G Earl Boykins.
- Aug. 19: Signed free-agent G Jon Barry.
- Sept. 5: Signed F/C Francisco Elson
- Sept. 12: Signed free-agent G Voshon Lenard.
- Sept. 25: Signed free-agent C Chris Marcus.
- Sept. 26: Signed G Yuta Tabuse.
- Sept. 29: Signed F Mark Pope & G Eric Washington. Re-signed F Chris Andersen.
- Oct. 11: Waived G Eric Washington.
- Oct. 24: Waived G Yuta Tabuse.
- Oct. 27: Waived G's Junior Harrington & Vincent Yarbrough. Placed F Mark Pope, C Chris Marcus & G Jeff Trepagnier on the injured list.
- Nov. 7: Waived C Chris Marcus.
- Feb. 20: Claimed C Michael Doleac off waivers.

2004-05

- June 24: Traded the draft rights to G Jameer Nelson to Orlando in exchange for a future first round draft choice (Julius Hodge).
- July 15: Acquired F Kenyon Martin from the New Jersey Nets in a sign-and-trade deal in exchange for three future first round draft choices (2005: Joey Graham; 2006: Renaldo Balkman, Marcus Williams)
- July 16: Re-signed C/F Marcus Camby
- Oct. 5: Signed free agents G/F Greg Buckner, F Rodney White, G/F Bryon Russell, G Billy Keys, G Mitchell Butler, G Marcus Hatten, F Arthur Johnson, F Desmond Penigar, F/C Mark Pope, C Soumalia Samake & G/F Melvin Sanders.
- Oct. 15: Waived G Billy Keys, F Desmond Penigar & C Soumalia Samake.
- Oct. 18: Signed G DerMarr Johnson.
- Oct. 27: Waived G Mitchell Butler & G/F Melvin Sanders.
- Oct. 29: Exercised the fourth-year option on the contract of F/C Nene. Declined the fourth-year option on the contract of F Nikoloz Tskitishvili.
- Oct. 30: Waived G Marcus Hatten.
- Dec. 28: Relieved Head Coach Jeff Bzdelik of his duties. Named Michael Cooper Interim Head Coach.
- Jan. 5: Waived F/C Mark Pope & F Arthur Johnson.
- Jan. 27: Named George Karl Head Coach.
- Feb. 15: Signed F/C Mark Pope to a 10-day contract.
- Feb. 24: Acquired F Eduardo Najera, G Luis Flores and a future first-round draft choice from Golden State (traded to Philadelphia, Petteri Koponen) in exchange for F Rodney White and F Nikoloz Tskitishvili.
- Feb. 25: Signed F/C Mark Pope to a second 10-day contract.
- March 3: Signed G Wesley Person.
- March 7: Signed F/C Mark Pope for the remainder of the season.

2005-06

- June 28: Acquired the draft rights to F Linas Kleiza and the draft rights to F Ricky Sanchez from the Portland Trail Blazers in exchange for the draft rights to G Jarrett Jack.
- Aug. 18: Signed C Luke Schenscher.
- Aug. 30: Waived G Luis Flores.
- Sept. 7: Signed G Earl Watson.
- Sept. 13: Re-signed DerMarr Johnson.
- Sept. 30: Re-signed Greg Buckner.
- Oct. 3: Signed F Bryon Russell, F/C Mark Pope, F Theron Smith & C Nigel Dixon. Waived C Luke Schenscher.
- Oct. 4: Signed C Eric Chenowith.
- Oct. 27: Waived C Eric Chenowith, F/C Mark Pope, F Theron Smith & C Nigel Dixon.
- Oct. 28: Exercised the fourth-year option on the contract of F Carmelo Anthony.
- Feb. 23: Acquired F Ruben Patterson and G Charles Smith from Portland & F Reggie Evans from Seattle in a four-team trade. The Nuggets sent G Earl Watson and G/F Bryon Russell & a future second round pick to Seattle & G Voshon Lenard to Portland. Sacramento received C Vitaly Potapenko from Seattle & G/F Sergei Monia from Portland. The Kings sent C Brian Skinner to the Blazers.
- March 1: Waived G Charles Smith
- March 3: Signed G Howard Easley to a 10-day contract.
- March 13: Signed G Howard Easley to a second 10-day contract.
- March 23: Signed G Howard Easley for the remainder of the season.

2006-07

- June 28: Traded the draft rights to F Leon Powe to the Boston Celtics in exchange for a second round pick in 2007 (traded to Chicago, JamesOn Curry).
- July 12: Signed F Carmelo Anthony to a multi-year contract extension.
- July 20: Re-signed F/C Nenê to a multi-year contract.
- July 20: Acquired G J.R. Smith from the Chicago Bulls in exchange for G Howard Easley & two second-round draft choices (JamesOn Curry, Aaron Gray).
- July 26: Signed F Yakhoubia Diawara.
- July 28: Signed F/C Jamal Sampson.
- Aug. 10: Acquired F/C Joe Smith from the Milwaukee Bucks in exchange for G/F Ruben Patterson.
- Sept. 8: Re-signed F Reggie Evans to a multi-year contract.
- Oct. 2: Signed G Larry Ayuso, G Anthony Carter, G Antoine Hood & G Corey Williams.
- Oct. 3: Signed F Jefferson Sobral.
- Oct. 8: Signed G Courtney Alexander.
- Oct. 8: Waived G Larry Ayuso, F Jefferson Sobral and G Corey Williams.

NUGGETS HISTORY



2006-07 (CONT.)

- | | |
|--|---|
| <p>Oct. 8: Waived G Larry Ayuso, F Jefferson Sobral & G Corey Williams.</p> <p>Oct. 10: Exercised option on George Karl's contract.</p> <p>Oct. 15: Signed G DerMarr Johnson.</p> <p>Oct. 16: Waived G Courtney Alexander.</p> <p>Oct. 25: Waived G Anthony Carter & G Antoine Hood.</p> <p>Oct. 29: Exercised the fourth-year option on the contract of G J.R. Smith & the third-year option on the contract of F Linas Kleiza.</p> <p>Oct. 30: Hired Dean Oliver as Director of Quantitative Analysis & named Greg Knight Director of Basketball Operations.</p> <p>Dec. 1: Assigned G Julius Hodge to the Colorado 14ers on the NBA Development League.</p> | <p>Dec. 19: Acquired G Allen Iverson and F Ivan McFarlin from the Philadelphia 76ers in exchange for G Andre Miller, F Joe Smith & two first round draft picks (Daequan Cook, Petteri Koponen).</p> <p>Dec. 22: Waived F Ivan McFarlin.</p> <p>Jan. 2: Recalled G Julius Hodge from the Colorado 14ers of the NBA Development League.</p> <p>Jan. 11: Acquired G Steve Blake from the Milwaukee Bucks in exchange for G Earl Boykins, G Julius Hodge & cash considerations.</p> <p>Jan. 18: Hired Rick Brunson as a Player Development Coach.</p> <p>April 13: Signed G Anthony Carter & G Von Wafer for the remainder of the season.</p> |
|--|---|

2007-08


- | | |
|---|---|
| <p>July 16: Signed G Chucky Atkins to a multi-year contract.</p> <p>Aug. 29: Waived G Anthony Carter.</p> <p>Aug. 31: Signed G Anthony Carter.</p> <p>Sept. 10: Acquired C/F Steven Hunter & G/F Bobby Jones from the Philadelphia 76ers in exchange for F Reggie Evans & the draft rights to F Ricky Sanchez.</p> <p>Oct. 1: Signed F/C Alvin Jones, F/C Jelani McCoy, G Anthony Roberson & F/C Brad Stricker.</p> <p>Oct. 3: Signed F Stacey Augmon.</p> <p>Oct. 4: Waived F/C Alvin Jones.</p> <p>Oct. 18: Signed G Mike Wilks.</p> <p>Oct. 23: Waived F Stacey Augmon, F/C Jelani McCoy, G Anthony Roberson, F/C Brad Stricker & G Mike Wilks.</p> <p>Oct. 27: Signed G Mike Wilks.</p> <p>Oct. 29: Exercised the fourth-year option on the contract of F Linas Kleiza.</p> | <p>Nov. 26: Hired Stacey Augmon as a Player Development Coach.</p> <p>Nov. 28: Waived G Mike Wilks.</p> <p>Nov. 29: Signed F/C Jelani McCoy.</p> <p>Dec. 19: Waived F/C Jelani McCoy.</p> <p>Dec. 21: Signed F/C Jelani McCoy.</p> <p>Dec. 27: Waived F/C Jelani McCoy.</p> <p>Jan. 7: Waived G/F Bobby Jones.</p> <p>Feb. 21: Acquired G Taurean Green from the Portland Trail Blazers in exchange for G Von Wafer.</p> <p>April 5: Assigned G Taurean Green to the Colorado 14ers of the NBA Development League.</p> <p>April 11: Re-signed G/F Bobby Jones for the remainder of the season.</p> <p>April 16: Recalled G Taurean Green from the Colorado 14ers of the NBA Development League.</p> |
|---|---|

2008-09

- | | |
|---|--|
| <p>June 25: Traded a 2008 first round draft pick (Alexis Ajinca) to the Charlotte Bobcats in exchange for a future protected first round pick (traded to Minnesota then to Portland, Luke Babbitt).</p> <p>June 28: Acquired the draft rights to G/F Sonny Weems from the Chicago Bulls, in exchange for a 2009 second round pick (sent to Portland, Patrick Mills).</p> <p>July 9: Re-signed G Anthony Carter.</p> <p>July 15: Traded C Marcus Camby to the Los Angeles Clippers, in exchange for the right to swap second round picks in the 2010 NBA Draft.</p> <p>July 24: Signed F/C Chris Andersen.</p> <p>Aug. 22: Re-signed G J.R. Smith.</p> <p>Sept. 15: Signed G/F Sonny Weems.</p> <p>Sept. 30: Signed G Mateen Cleaves, F Nick Fazekas, F James Mays, G Smush Parker & F Ruben Patterson.</p> <p>Oct. 3: Signed F Juwan Howard.</p> <p>Oct. 23: Waived G Mateen Cleaves, F Nick Fazekas, F James Mays, G Smush Parker & F Ruben Patterson.</p> <p>Oct. 29: Exercised the fourth-year option on the contract of F Renaldo Balkman.</p> <p>Nov. 3: Waived F Juwan Howard.</p> <p>Nov. 3: Acquired G Chauncey Billups, F Antonio McDyess & C Cheikh Samb in exchange for G Allen Iverson.</p> | <p>Nov. 10: Waived F Antonio McDyess.</p> <p>Dec. 10: Assigned C Cheikh Samb & G/F Sonny Weems to the Colorado 14ers of the NBA Development League.</p> <p>Jan. 5: Traded C Cheikh Samb & cash considerations to the Los Angeles Clippers, in exchange for a future conditional second round draft pick.</p> <p>Jan. 6: Recalled G/F Sonny Weems from the Colorado 14ers of the NBA Development League.</p> <p>Jan. 7: Acquired C Johan Petro & a second round draft pick in 2009 (traded to Houston, Sergio Llull) from Oklahoma City, in exchange for G Chucky Atkins, a conditional first round draft pick in 2009 (traded to Chicago, Taj Gibson) and cash considerations.</p> <p>March 3: Signed G Jason Hart.</p> <p>March 6: Assigned G/F Sonny Weems to the Colorado 14ers of the NBA Development League.</p> <p>March 31: Recalled G/F Sonny Weems to the Colorado 14ers of the NBA Development League.</p> <p>April 10: Assigned G/F Sonny Weems to the Colorado 14ers of the NBA Development League.</p> <p>April 25: Recalled G/F Sonny Weems to the Colorado 14ers of the NBA Development League.</p> |
|---|--|

2009-10

- | | |
|--|--|
| <p>June 25: Acquired the draft rights to G Ty Lawson from the Minnesota Timberwolves in exchange for a future protected first round pick of the Charlotte Bobcats owned by Denver (sent to Portland, Luke Babbitt).</p> <p>July 8: Re-signed F/C Chris Andersen.</p> <p>July 13: Acquired G Arron Afflalo and F Walter Sharpe from the Detroit Pistons in exchange for a future second round draft pick.</p> <p>July 15: Signed G Ty Lawson.</p> <p>July 31: Acquired F Malik Allen from Milwaukee in exchange for F Walter Sharpe and G/F Sonny Weems.</p> <p>Aug. 7: Traded C/F Steven Hunter and a 2010 protected first round draft pick to Memphis (sent to Dallas, Dominique Jones) in exchange for a future conditional second round pick.</p> <p>Aug. 14: Re-signed G Anthony Carter.</p> | <p>Aug. 27: Re-signed C Johan Petro.</p> <p>Sept. 22: Acquired G/F James White from the Houston Rockets in exchange for the draft rights to Axel Hervelle.</p> <p>Sept. 25: Signed F Keith Brumbaugh, G Dontaye Draper and C Kurt Looby.</p> <p>Sept. 26: Signed F Joey Graham.</p> <p>Oct. 5: Waived F Keith Brumbaugh.</p> <p>Oct. 21: Waived G/F James White, G Dontaye Draper and C Kurt Looby.</p> <p>Oct. 31: Exercised the fourth-year option on the contract of G Arron Afflalo.</p> <p>Oct. 31: Signed F Renaldo Balkman to a contract extension.</p> <p>Feb. 12: Signed head coach George Karl to a contract extension.</p> <p>April 11: Signed C Brian Butch and G Coby Karl.</p> |
|--|--|



INDIVIDUAL AWARDS



BASKETBALL HALL OF FAME INDUCTEE

1993	Dan Issel (1975-85; 92-95; '98-01)
1996	David Thompson (1975-82)
1997	Alex English (1979-90)
1998	Alex Hannum (1971-74)
2002	Larry Brown (1970-72; 74-79)

NBA EXECUTIVE OF THE YEAR

1984-85	Vince Boryla
2008-09	Mark Warkentien

NBA COACH OF THE YEAR

1987-88	Doug Moe
---------	----------

NBA DEFENSIVE PLAYER OF THE YEAR

1994-95	Dikembe Mutombo
2006-07	Marcus Camby

NBA MOST IMPROVED PLAYER

1992-93	Mahmoud Abdul-Rauf
---------	--------------------

ALL-NBA TEAM

1976-77	David Thompson (1st Team)
1977-78	David Thompson (1st Team)
1981-82	Alex English (2nd Team)
1982-83	Alex English (2nd Team)
1985-86	Alex English (2nd Team)
1986-87	Fat Lever (2nd Team)
1998-99	Antonio McDyess (3rd Team)
2005-06	Carmelo Anthony (3rd Team)
2006-07	Carmelo Anthony (3rd Team)
2008-09	Carmelo Anthony (3rd Team)
2008-09	Chauncey Billups (3rd Team)
2009-10	Carmelo Anthony (2nd Team)

NBA ALL-DEFENSIVE TEAM

1976-77	Bobby Jones (1st Team)
1977-78	Bobby Jones (1st Team)
1982-83	T.R. Dunn (2nd Team)
1983-84	T.R. Dunn (2nd Team)
1984-85	T.R. Dunn (2nd Team)
1985-86	Bill Hanzlik (2nd Team)
1987-88	Fat Lever (2nd Team)
1994-95	Dikembe Mutombo (2nd Team)
2004-05	Marcus Camby (2nd Team)
2005-06	Marcus Camby (2nd Team)
2006-07	Marcus Camby (1st Team)
2007-08	Marcus Camby (1st Team)

J. WALTER KENNEDY CITIZENSHIP

(Award for outstanding community service, originated in 1974-'75; selected by the PBWA)

1984-85	Dan Issel
1987-88	Alex English

NBA SPORTSMANSHIP AWARD

(Award for on-court professionalism, originated in 1995; voted on by the players)

2008-09	Chauncey Billups
---------	------------------

NBA ALL-ROOKIE TEAM

1990-91	Mahmoud Abdul-Rauf (2nd Team)
1991-92	Dikembe Mutombo (1st Team), Mark Macon (2nd Team)
1992-93	LaPhonso Ellis (1st Team)
1994-95	Jalen Rose (2nd Team)
1995-96	Antonio McDyess (1st Team)
1997-98	Bobby Jackson (2nd Team)
1999-00	James Posey (2nd Team)
2002-03	Nene (1st Team)
2003-04	Carmelo Anthony (1st Team)

NBA SCORING CHAMPION

1982-83	Alex English (2326/28.4)
---------	--------------------------

NBA BLOCKED SHOTS CHAMPION

1993-94	Dikembe Mutombo (336/4.10)
1994-95	Dikembe Mutombo (321/3.91)
1995-96	Dikembe Mutombo (332/4.49)
2005-06	Marcus Camby (184/3.29)
2006-07	Marcus Camby (231/3.30)
2007-08	Marcus Camby (285/3.61)

NBA FREE THROW CHAMPION

1993-94	Mahmoud Abdul-Rauf (966)
1995-96	Mahmoud Abdul-Rauf (930)

NBA FIELD GOAL PCT. CHAMPION

1977-78	Bobby Jones (.578)
---------	--------------------

NBA PLAYER OF THE WEEK

11/2/80	David Thompson
11/29/81	Alex English
11/21/82	Alex English
1/2/83	Kiki Vandeweghe
1/16/83	Alex English
11/20/83	Kiki Vandeweghe
11/11/84	Alex English
4/1/85	Calvin Natt
11/24/85	Alex English
1/12/86	Calvin Natt
2/2/86	Alex English
1/25/87	Alex English
2/1/87	Fat Lever
4/17/88	Fat Lever
12/11/88	Michael Adams
1/27/91	Michael Adams
3/28/93	Dikembe Mutombo
4/10/94	Dikembe Mutombo
4/16/95	Dikembe Mutombo
12/10/95	Dikembe Mutombo
11/17/96	Dale Ellis
2/22/99	Antonio McDyess
12/3/00	Antonio McDyess
11/30/03	Voshon Lenard
3/14/04	Carmelo Anthony, Western Conference
4/11/04	Carmelo Anthony, Western Conference
3/7/05	Marcus Camby, Western Conference
11/13/05	Marcus Camby, Western Conference
3/19/06	Carmelo Anthony, Western Conference
11/27/06	Carmelo Anthony, Western Conference
12/4/06	Carmelo Anthony, Western Conference
2/12/07	Carmelo Anthony, Western Conference
11/19/07	Allen Iverson, Western Conference
12/24/07	Carmelo Anthony, Western Conference
1/7/08	Allen Iverson, Western Conference
3/31/08	Carmelo Anthony, Western Conference
4/14/08	Allen Iverson, Western Conference
11/17/08	Chauncey Billups, Western Conference
11/2/09	Carmelo Anthony, Western Conference
1/19/10	Carmelo Anthony, Western Conference
1/25/10	Chauncey Billups, Western Conference

NBA PLAYER OF THE MONTH

March, 1982	Alex English
Jan., 1983	Alex English
Nov., 1984	Alex English
April, 1988	Fat Lever
March, 2006	Carmelo Anthony, Western Conference
April, 2007	Carmelo Anthony, Western Conference
Oct./Nov., 2009	Carmelo Anthony, Western Conference

NBA ROOKIE OF THE MONTH

Nov., 1991	Dikembe Mutombo
Jan., 1992	Dikembe Mutombo
Nov., 2003	Carmelo Anthony, Western Conference
Dec., 2003	Carmelo Anthony, Western Conference
Jan., 2004	Carmelo Anthony, Western Conference
Feb., 2004	Carmelo Anthony, Western Conference
March, 2004	Carmelo Anthony, Western Conference
April, 2004	Carmelo Anthony, Western Conference

NBA COACH OF THE MONTH

Nov., 1984	Doug Moe
March, 1988	Doug Moe
March, 1995	Bernie Bickerstaff
Feb., 2005	George Karl, Western Conference
March, 2005	George Karl, Western Conference
Jan., 2010	George Karl, Western Conference



ALL-TIME PLAYERS AMONG NBA TOP 10 LEADERS

SCORING

Carmelo Anthony	3rd	28.2	2009-10
Carmelo Anthony	T-7th	22.8	2008-09
Allen Iverson	3rd	26.4	2007-08
Carmelo Anthony	4th	25.7	2007-08
Carmelo Anthony	2nd	28.9	2006-07
Allen Iverson	7th	26.3	2006-07
Carmelo Anthony	8th	26.5	2005-06
Antonio McDyess	9th	21.2	1998-99
Michael Adams	6th	26.5	1990-91
Alex English	T-5th	26.5	1988-89
Alex English	9th	25.0	1987-88
Alex English	3rd	28.6	1986-87
Alex English	3rd	29.8	1985-86
Alex English	5th	27.9	1984-85
Kiki Vandeweghe	3rd	29.4	1983-84
Alex English	4th	26.4	1983-84
Alex English	1st	28.4	1982-83
Kiki Vandeweghe	2nd	26.7	1982-83
Alex English	4th	25.4	1981-82
David Thompson	5th	25.5	1980-81
Alex English	10th	23.8	1980-81
Dan Issel	7th	23.8	1979-80
David Thompson	6th	24.0	1978-79
David Thompson	2nd	27.15	1977-78
David Thompson	4th	25.9	1976-77

REBOUNDED

Marcus Camby	2nd	13.1	2007-08
Marcus Camby	3rd	11.7	2006-07
Antonio McDyess	5th	12.1	2000-01
Antonio McDyess	7th	10.7	1998-99
Ervin Johnson	4th	11.1	1996-97
Dikembe Mutombo	3rd	11.8	1995-96
Dikembe Mutombo	2nd	12.5	1994-95
Dikembe Mutombo	6th	11.8	1993-94
Dikembe Mutombo	3rd	13.0	1992-93
Dikembe Mutombo	3rd	12.3	1991-92
Greg Anderson	7th	11.5	1991-92
George McGinnis	9th	11.4	1978-79

STEALS

Allen Iverson	8th	1.95	2007-08
Andre Miller	10th	1.73	2003-04
Mark Macon	10th	2.03	1991-92
Michael Adams	T-7th	2.23	1990-91
Fat Lever	7th	2.13	1989-90
Fat Lever	4th	2.75	1988-89
Fat Lever	4th	2.72	1987-88
Fat Lever	6th	2.45	1986-87
Fat Lever	5th	2.28	1985-86
Fat Lever	3rd	2.46	1984-85
T.R. Dunn	6th	2.16	1983-84
Bobby Jones	6th	2.27	1976-77

ASSISTS

Allen Iverson	9th	7.1	2007-08
Andre Miller ^a	7th	7.8	2006-07
Allen Iverson	T-8th	7.2	2006-07
Andre Miller	6th	8.2	2005-06
Andre Miller	8th	6.9	2004-05
Andre Miller	T-10th	6.1	2003-04
Nick Van Exel	3rd	8.5	2000-01
Nick Van Exel	T-2nd	9.0	1999-00
Nick Van Exel	T-10th	7.4	1998-99
Mark Jackson*	1st	11.4	1996-97
Michael Adams	3rd	10.5	1990-91
Fat Lever	9th	7.8	1987-88
Fat Lever	9th	8.0	1986-87
Kenny Higgs	10th	5.7	1980-81

^aFinished season with Philadelphia

*Finished season with Indiana

FIELD GOAL PERCENTAGE

Nene	3rd	.587	2009-10
Nene	2nd	.604	2008-09
Nene	5th	.530	2003-04
Nene	6th	.519	2002-03
Antonio McDyess	9th	.507	1999-00
Danny Fortson	9th	.495	1998-99
Dikembe Mutombo	7th	.556	1994-95
Dikembe Mutombo	2nd	.569	1993-94
Bobby Jones	1st	.578	1977-78
Bobby Jones	3rd	.570	1976-77

FREE THROW PERCENTAGE

Chauncey Billups	4th	.910	2009-10
Chauncey Billups	4th	.913	2008-09
Earl Boykins*	6th	.898	2006-07
Earl Boykins	10th	.874	2005-06
Earl Boykins	2nd	.921	2004-05
Earl Boykins	T-8th	.877	2003-04
Chauncey Billups	2nd	.913	1998-99
M. Abdul-Rauf	1st	.930	1995-96
M. Abdul-Rauf	7th	.885	1994-95
M. Abdul-Rauf	1st	.956	1993-94
M. Abdul-Rauf	2nd	.935	1992-93
Walter Davis	3rd	.912	1989-90
Walter Davis	8th	.879	1988-89
Kiki Vandeweghe	9th	.852	1983-84
Kiki Vandeweghe	2nd	.875	1982-83
Billy McKinney	9th	.862	1980-81
John Roche	10th	.866	1979-80
Robert Smith	4th	.883	1978-79

*Finished season with Milwaukee

3-POINT FIELD GOAL PERCENTAGE

Arron Afflalo	8th	.434	2009-10
Fat Lever	10th	.414	1989-90
Mike Evans	8th	.363	1984-85
Mike Evans	2nd	.360	1983-84
John Roche	4th	.380	1979-80

BLOCKED SHOTS

Chris Andersen	6th	1.88	2009-10
Chris Andersen	2nd	2.46	2008-09
Marcus Camby	1st	3.61	2007-08
Marcus Camby	1st	3.30	2006-07
Marcus Camby	1st	3.29	2005-06
Marcus Camby	2nd	3.02	2004-05
Marcus Camby	5th	2.60	2003-04
Raef LaFrentz*	2nd	2.73	2001-02
Raef LaFrentz	7th	2.64	2000-01
Raef LaFrentz	8th	2.22	1999-00
Antonio McDyess	10th	2.30	1998-99
Ervin Johnson	5th	2.77	1996-97
Dikembe Mutombo	1st	4.49	1995-96
Dikembe Mutombo	1st	3.91	1994-95
Dikembe Mutombo	1st	4.10	1993-94
Dikembe Mutombo	3rd	3.50	1992-93
Dikembe Mutombo	T-5th	2.96	1991-92
Wayne Cooper	7th	2.67	1988-89
Wayne Cooper	4th	2.91	1985-86
Wayne Cooper	4th	2.46	1984-85

*Finished season with Dallas

*Finished season with Philadelphia

FOREIGN-BORN, HOMETOWN & OLYMPIC PLAYERS



FOREIGN-BORN PLAYERS

NAME	COUNTRY	NAME	COUNTRY
Tariq Abdul-Wahad (2000-02)	France	Garth Joseph (2000-01)	Dominica West Indies
Carlos Arroyo (2001-02)	Puerto Rico	Sarunas Marciulionis (1996-97)	Lithuania
Mengke Bateer (2001-02)	China	Dikembe Mutombo (1991-96)	Zaire
Rastko Cvetkovic (1995-96)	Yugoslavia	Eduardo Najera (2005-08)	Mexico
Yakhouba Diawara (2006-08)	France	Johan Petro (2008-10)	France
Francisco Elson (2003-06)	The Netherlands	Cheikh Samb (2008-09)	Senegal
Luis Flores (2004-05)	Dominican Republic	Predrag Savovic (2002-03)	Yugoslavia
Carl Herrera (1998-99)	Trinidad	Nikoloz Tskitishvili (2002-05)	Georgia
Linas Kleiza (2005-09)	Lithuania	Kiki Vandeweghe (1980-84)	Germany
Nene (2002-Pres.)	Brazil	George Zidek (1996-98)	Czechoslovakia

HOMETOWN HEROES - PLAYERS WITH DENVER/COLORADO TIES

PLAYER	SCHOOL	PLAYER	SCHOOL
Byron Beck (1967-77)	University of Denver	Eddie Hughes (1988-90)	Colorado State University
Chauncey Billups (1998-00; 2008-Pres.)	George Washington H.S./ University of Colorado	Mark Randall (1993-95)	Cherry Creek H.S.
Dave Bustion (1972-73)	University of Denver	Brooks Thompson (1996-97)	Littleton H.S.
Joe Barry Carroll (1989-90)	Denver East H.S.	Rodney White (2002-04)	George Washington H.S.
Chuck Gardner (1967-68)	University of Colorado	Chuck Williams (1971-72; 75-77)	Denver East H.S./ University of Colorado
Glen Gondrezick (1979-83)	Boulder High School	Lonnie Wright (1967-71)	Colorado State University
Mike Higgins (1989-90)	Greeley West H.S. / University of Northern Colorado		

NUGGETS ON OLYMPIC TEAMS

1968	Spencer Haywood, USA Charlie Scott, USA	1996	Sarunas Marciulionis, Lithuania Mengke Bateer, China
1972	Bobby Jones, USA	2000	Antonio McDyess, USA* Mengke Bateer, China
1976	Tom LaGarde, USA Walter Davis, USA	2004	Carmelo Anthony, USA* Allen Iverson, USA
1980	Bill Hanzlik, USA Larry Brown, coach, USA	2008	Carmelo Anthony, USA* Linas Kleiza, Lithuania*
1988	Sarunas Marciulionis, USSR		
1992	Sarunas Marciulionis, Lithuania		

*On Nuggets roster at the time




Bill Hanzlik, USA 1980
(photo courtesy of USA Basketball)



Antonio McDyess, USA 2000



Carmelo Anthony, USA 2004, 2008



Linas Kleiza, Lithuania 2008



NBA ALL-STAR PLAYERS, HONORS & PARTICIPANTS

NUGGETS IN NBA ALL-STAR GAMES

PLAYER	GAMES	STARTS	YEARS
Alex English	8	4	1982-89
Carmelo Anthony	3	2	2007-08, '10
Dikembe Mutombo	3	0	1992, '95-96
David Thompson	3	3	1977-79
Chauncey Billups	2	0	2009-10
Allen Iverson	2	1	2007-08
Bobby Jones	2	1	1977-78
Fat Lever	2	1	1988, '90
Kiki Vandeweghe	2	0	1983-84
Dan Issel	1	1	1977
Antonio McDyess	1	0	2001
George McGinnis	1	1	1979
Calvin Natt	1	0	1985

COACH	YEAR	W-L	SCORE	SITE
Larry Brown	1977	W	125-124	Milwaukee, Wis.
George Karl	2010	L	139-141	Dallas, Texas

NUGGETS NBA ALL-STAR HONORS

MOST VALUABLE PLAYER			STARTER		
PLAYER	YEAR	SITE	PLAYER	YEAR	SITE
David Thompson	1979	Detroit, Mich.	David Thompson	1977	Milwaukee, Wis.
			Dan Issel	1977	Milwaukee, Wis.
			Bobby Jones	1977	Milwaukee, Wis.
			David Thompson	1978	Atlanta, Ga.
			David Thompson	1979	Detroit, Mich.
			George McGinnis	1979	Detroit, Mich.
			Alex English	1983	Los Angeles, Calif.
			Alex English	1984	Denver, Colo.
			Alex English	1988	Chicago, Ill.
			Fat Lever	1988	Chicago, Ill.
			Alex English	1989	Houston, Texas
			Carmelo Anthony	2008	New Orleans, La.
			Allen Iverson	2008	New Orleans, La.
			Carmelo Anthony	2010	Dallas, Texas

NUGGETS NBA ALL-STAR SATURDAY PARTICIPANTS

SLAM DUNK CHAMPIONSHIP

PLAYER	YEAR	FINISH	SITE
Mahmoud Abdul-Rauf	1993	6th	Salt Lake City, Utah
Robert Pack	1994	2nd	Minneapolis, Min.
Darvin Ham	1997	4th	Cleveland, Ohio
Chris Andersen	2004	3rd	Los Angeles, Calif.
J.R. Smith	2009	3rd	Phoenix, Ariz.

LONG DISTANCE SHOOTOUT

PLAYER	YEAR	FINISH	SITE
Michael Adams	1989	T-5th	Houston, Texas
Dale Ellis	1997	6th	Cleveland, Ohio
Voshon Lenard	2004	1st	Los Angeles, Calif.
Voshon Lenard	2005	3rd	Denver, Colo.
Chauncey Billups	2010	3rd	Dallas, Texas

SKILLS COMPETITION

PLAYER	YEAR	FINISH	SITE
Earl Boykins	2004	3rd	Los Angeles, Calif.
Earl Boykins	2005	2nd	Denver, Colo.

ROOKIE GAME

PLAYER	YEAR	FINISH	SITE
Jalen Rose	1995	L	Phoenix, Ariz.
Antonio McDyess	1996	L	San Antonio, Texas
Danny Fortson	1998	L	New York, N.Y.
Bobby Jackson	1998	L	New York, N.Y.
Raef LaFrentz	2000	L	Oakland, Calif.
James Posey	2000	W	Oakland, Calif.
Nene	2003	L	Atlanta, Ga.
Nene	2004	W	Los Angeles, Calif.
Carmelo Anthony	2004	L	Los Angeles, Calif.
Carmelo Anthony (MVP)	2005	W	Denver, Colo.

SHOOTING STARS

PLAYER	YEAR	FINISH	SITE
Andre Miller	2005	2nd	Denver, Colo.

CAREER NBA ALL-STAR STATS



CARMELO ANTHONY

YR	MIN	FG	FGA	PCT	3FG	3FGA	PCT	FT	FTA	PCT	REB	AST	PF	STL	BLK	PTS
'07	25	10	15	.667	0	0	-----	0	0	-----	9	1	2	1	0	20
'08*	22	8	17	.471	0	0	-----	2	3	.667	7	1	0	0	0	18
'10*	29	13	22	.591	1	4	.250	0	1	.000	10	2	0	0	0	27
TOTAL	76	31	54	.574	1	4	.250	2	4	.500	26	4	2	1	0	65

CHAUNCEY BILLUPS

YR	MIN	FG	FGA	PCT	3FG	3FGA	PCT	FT	FTA	PCT	REB	AST	PF	STL	BLK	PTS
'09	19	2	5	.400	1	3	.333	0	0	-----	2	3	2	1	0	5
'10	26	6	11	.546	5	8	.625	0	0	-----	0	5	1	1	0	17
TOTAL	45	8	16	.500	6	11	.546	0	0	-----	2	8	3	2	0	22

ALEX ENGLISH

YR	MIN	FG	FGA	PCT	3FG	3FGA	PCT	FT	FTA	PCT	REB	AST	PF	STL	BLK	PTS
'82	12	2	6	.333	0	0	-----	0	0	-----	5	1	2	1	0	4
'83*	23	7	14	.500	0	0	-----	0	1	.000	4	0	2	1	2	14
'84*	19	6	8	.750	0	0	-----	1	1	1.000	0	2	2	1	1	13
'85	14	0	3	.000	0	0	-----	0	0	-----	2	1	1	0	0	0
'86	16	8	12	.667	0	0	-----	0	0	-----	1	2	0	0	1	16
'87	13	0	6	.000	0	0	-----	0	0	-----	0	1	1	0	0	0
'88*	22	5	10	.500	0	0	-----	0	0	-----	3	4	0	1	0	10
'89*	29	8	13	.615	0	0	-----	0	0	-----	3	4	0	2	0	16
TOTAL	161	36	72	.500	0	0	-----	1	2	.500	18	13	8	6	3	60

DAN ISSEL

YR	MIN	FG	FGA	PCT	3FG	3FGA	PCT	FT	FTA	PCT	REB	AST	PF	STL	BLK	PTS
'77*	10	0	3	.000	0	0	-----	0	0	-----	1	0	0	-----	0	0
TOTAL	10	0	3	.000	0	0	-----	0	0	-----	1	0	0	0	0	0

ALLEN IVERSON

YR	MIN	FG	FGA	PCT	3FG	3FGA	PCT	FT	FTA	PCT	REB	AST	PF	STL	BLK	PTS
'07	Did Not Play --- Injury															
'08*	14	3	4	.750	0	0	-----	1	2	.500	3	1	0	1	0	7
TOTAL	14	3	4	.750	0	0	-----	1	2	.500	3	1	0	1	0	7

BOBBY JONES

YR	MIN	FG	FGA	PCT	3FG	3FGA	PCT	FT	FTA	PCT	REB	AST	PF	STL	BLK	PTS
'77*	14	1	4	.250	0	0	-----	0	0	-----	0	3	0	-----	1	2
'78	18	1	3	.333	0	0	-----	0	0	-----	6	2	4	-----	1	2
TOTAL	32	2	7	.286	0	0	-----	0	0	-----	6	5	4	-----	2	6

FAT LEVER

YR	MIN	FG	FGA	PCT	3FG	3FGA	PCT	FT	FTA	PCT	REB	AST	PF	STL	BLK	PTS
'88*	31	7	14	.500	0	0	-----	3	4	.750	4	3	4	0	0	17
'90	22	7	13	.539	0	2	.000	2	2	1.000	3	2	0	2	0	16
TOTAL	53	14	27	.519	0	2	.000	5	6	.833	7	5	4	2	0	33

ANTONIO MCDYESS

YR	MIN	FG	FGA	PCT	3FG	3FGA	PCT	FT	FTA	PCT	REB	AST	PF	STL	BLK	PTS
'01	15	4	9	.444	0	0	-----	0	0	-----	8	2	2	1	0	8
TOTAL	15	4	9	.444	0	0	-----	0	0	-----	8	2	2	1	0	8

GEORGE MCGINNIS

YR	MIN	FG	FGA	PCT	3FG	3FGA	PCT	FT	FTA	PCT	REB	AST	PF	STL	BLK	PTS
'79*	25	5	12	.417	0	0	-----	6	11	.546	6	3	4	-----	0	16
TOTAL	25	5	12	.417	0	0	-----	6	11	.546	6	3	4	-----	0	16

DIKEMBE MUTOMBO

YR	MIN	FG	FGA	PCT	3FG	3FGA	PCT	FT	FTA	PCT	REB	AST	PF	STL	BLK	PTS
'92	10	2	4	.500	0	0	-----	0	0	-----	2	1	0	1	0	4
'95	20	6	8	.750	0	0	-----	0	0	-----	8	1	3	0	4	12
'96	11	2	4	.500	0	0	-----	0	0	-----	9	0	3	0	0	4
TOTAL	41	10	16	.625	0	0	-----	0	0	-----	19	2	6	1	4	20

CALVIN NATT

YR	MIN	FG	FGA	PCT	3FG	3FGA	PCT	FT	FTA	PCT	REB	AST	PF	STL	BLK	PTS
'85	11	1	3	.333	0	0	-----	1	2	.500	3	1	1	0	0	3
TOTAL	11	1	3	.333	0	0	-----	1	2	.500	3	1	1	0	0	3

DAVID THOMPSON

YR	MIN	FG	FGA	PCT	3FG	3FGA	PCT	FT	FTA	PCT	REB	AST	PF	STL	BLK	PTS
'77*	29	7	9	.778	0	0	-----	4	6	.667	7	3	3	-----	0	18
'78*	35	10	16	.625	0	0	-----	2	4	.500	3	3	4	-----	0	22
'79*	34	11	17	.647	0	0	-----	3	7	.429	5	2	4	-----	1	25
TOTAL	98	28	42	.667	0	0	-----	9	17	.529	15	8	11	-----	1	65

KIKI VANDEWEGHE

YR	MIN	FG	FGA	PCT	3FG	3FGA	PCT	FT	FTA	PCT	REB	AST	PF	STL	BLK	PTS
'83	14	3	4	.750	0	0	-----	1	2	.500	3	1	0	1	0	7
'84	26	7	13	.538	0	0	-----	0	0	-----	3	1	2	0	0	14
TOTAL	40	10	17	.588	0	0	-----	1	2	.500	6	2	6	1	0	21

*Denotes Starter





40

BYRON BECK

Jersey Number Retired: December 16, 1977

Byron Beck's name can be found next to the word "first" in several places in the Nuggets history books. He was the first player signed by the original

Denver Rockets franchise in 1967 and fittingly, his was the first number retired by the Nuggets.


Beck, who played for the Rockets/Nuggets from 1967-77, was one of the best pure shooters in ABA history, and his sweeping hook shot was a team trademark for its first 10 years.

The two-time ABA All-Star (1969; '76) never averaged more than 14.5 points per game in a season; nonetheless, he stands in sixth place on the Nuggets

all-time scoring list (8,603) - a true reflection of his consistency. In addition, he ranks second in rebounds (5,261) and third in games played (747).

Beck always stepped up his play at crunch time. In the 1973 ABA Playoffs, Beck averaged nearly 20 points per night. In 1976, he helped lead the Nuggets to the ABA Finals. Beck appeared in 66 playoff games with Denver, posting a 12.8 scoring average - more than a point per game higher than his career regular season average.

The former University of Denver star was a fan-favorite and his work in the community earned him considerable respect off the court. Beck was the leading Nugget in personal appearances and he was the Denver sports co-chairman for Labor Day's Muscular Dystrophy Telethon.



44

DAN ISSEL

Jersey Number Retired: April 5, 1985

The name Dan Issel became synonymous with the Denver Nuggets during his playing days from 1975-85 and it still is today. Nicknamed "The Horse", Issel is one

of the most popular sports figures in Colorado history.

Issel never failed to respond when duty called and was one of the most durable players in pro basketball history. In his 15-year pro career, Issel played in 1,218 of 1,242 possible games.

When he retired in 1985, he left as the Nuggets all-time leading scorer and rebounder after notching 16,589 points and 6,630 boards. He still ranks among the top five in nearly every statistical category on the Nuggets all-time list.

One of the most prolific scorers in basketball history, Issel ranks eighth on the combined ABA/NBA all-time scoring list with 27,482 points. He trails only

Kareem Abdul-Jabbar, Karl Malone, Michael Jordan, Wilt Chamberlain, Julius Erving, Moses Malone and Shaquille O'Neal.

There was more to Issel than his on the court prowess, however. He was also a leader in the community. In 1985, the Professional Basketball Writers Association of America recognized that and presented Issel with the J. Walter Kennedy Award for community service.

In 1992, Issel returned to the Nuggets, this time as their head coach. He orchestrated a tremendous turnaround, taking a club that had won just 44 games in two years prior to his arrival and leading them to the NBA Playoffs in just two seasons. He re-joined the franchise in 1998 as General Manager and subsequently served as President and Head Coach until 2001.

"The Horse", a 1976 ABA All-Star and a '77 NBA All-Star, became the first Nugget to be elected into the Basketball Hall of Fame in 1993.



33

DAVID THOMPSON

Jersey Number Retired: November 7, 1992

Before there was Michael Jordan, there was David Thompson. Nicknamed "Skywalker", Thompson dazzled Nuggets fans from 1975-82 with his incredible leaping ability, crowd-pleasing dunks and seemingly effortless scoring ability.

In his seven seasons, Thompson racked up 11,992 points - good for fourth on Denver's all-time scoring list. In addition, he still ranks in the top five in nearly every major scoring category in Nuggets history.

After the Nuggets acquired his draft rights in 1975, Thompson made an immediate impact. In his first year, he

captured ABA and pro basketball Rookie of the Year honors after averaging 26.0 points per game. He was also named MVP of the 1976 ABA All-Star Game.

Nothing changed when the Nuggets entered the NBA. "DT" was named to the All-NBA First Team in 1977 and '78 and he made three-straight NBA All-Star appearances, earning MVP honors in the 1979 contest. He is the only player to ever be named MVP in both an ABA and NBA All-Star game.

On April 9, 1978, the 6'4" guard poured in a career-high 73 points against the Detroit Pistons. The 73 points are a Nugget single-game record and are tied for the third-most ever scored by an individual in a non-overtime game in NBA history.

Thompson was traded to Seattle in the summer of 1982, ending his illustrious seven-year career in Denver. DT was inducted into the Basketball Hall of Fame in 1996.



2

ALEX ENGLISH

Jersey Number Retired: March 2, 1993

Alex English's career can best be summed up with one word: consistency. In 10 of his 11 seasons with the Nuggets (1979-90), English averaged better than 21 points per game. In eight of those 11 years, he scored more than 25 per game.

When he departed as a free agent in 1990, English left as the Nuggets all-time leading scorer - having notched 21,645 points - and his career average of 25.9 ppg is the best in Nuggets history. He also ranks 13th on the NBA's all-time scoring list.

The eight-time NBA All-Star is also the Nuggets career leader in games played, minutes played, field goals made, field goals attempted and assists. Additionally, he ranks third in steals, fourth in rebounds and fifth in blocked shots.

In each of his first 10 seasons with the Nuggets, English finished among the top 10 in the NBA in scoring. In 1982-83, he became the first and only Nugget to lead the league in scoring with a 28.4 average. English also holds the distinction of leading the NBA in scoring during the decade of the '80s, after compiling 19,682 points.

A second-team All-NBA member in 1982, '83 and '86, English guided the Nuggets to Division championships in 1984-85 and '87-88.

Also a leader in the community, English was presented the J. Walter Kennedy Citizenship Award for community service in 1988. In 1985, he convinced NBA players to donate their shares from the All-Star game to Interaction Ethiopia, a relief fund.

He was inducted into the Basketball Hall of Fame in 1997.



432 | DOUG MOE

Jersey Number Retired: November 7, 2002

Doug Moe was the face and personality of the Nuggets throughout the '80s - one of the most successful eras in club history - serving as the team's charismatic head coach from 1980-90.

On Dec. 18, 1980, Moe assumed head coaching duties following the departure of Donnie Walsh. Over the next 10 years, he racked up 432 regular season wins and 24 postseason victories - both team records. He guided the Nuggets to nine-straight playoff appearances, including a trip to the 1985 Western Conference Finals, and two Midwest Division titles in '84-85 and '87-88. In '87-88, the Nuggets won a franchise-record 54 games, earning Moe NBA Coach of the Year honors.

Moe's "passing game" offense was one of the most feared in the NBA during the '80s. The Nuggets averaged no fewer than 114.6 ppg in each of his years and averaged better than 120.0 ppg for five-straight seasons ('80-85). In fact, the Nuggets led the NBA in scoring in six of Moe's 10 years in Denver.

Moe's clubs produced 13 All-Star selections and three of his players, David Thompson, Dan Issel and Alex English, have been inducted into the Basketball Hall of Fame.

Affectionately known as the "Big Stiff", Moe began his career with the Nuggets in the ABA as an assistant coach on Larry Brown's staff from '74-76. During those two seasons, the Nuggets posted a 125-43 record and advanced to the 1976 ABA Finals.

He also served as head coach of the San Antonio Spurs ('76-80) and Philadelphia 76ers ('92-93) and compiled 628 career wins, the 20th-most in NBA history.

He also served as head coach of the San Antonio Spurs ('76-80) and Philadelphia 76ers ('92-93) and compiled 628 career wins, the 20th-most in NBA history.





ALL-TIME COACHES & COACHING RECORDS

ALL-TIME NUGGETS COACHES (ABA 1967-75, NBA 1976 TO PRESENT)

YEAR	COACH	REGULAR SEASON		PLAYOFFS	
		WON	LOST	WON	LOST
1967-68	Bob Bass	45	33	2	3
1968-69	Bob Bass	44	34	3	4
1969-70	John McClendon	9	19	-	-
	Joe Belmont	42	14	5	7
1970-71	Joe Belmont	3	10	-	-
	Stan Albeck	27	44	-	-
1971-72	Alex Hannum	34	50	3	4
1972-73	Alex Hannum	47	37	1	4
1973-74	Alex Hannum	37	47	-	-
1974-75	Larry Brown	65	19	7	6
1975-76	Larry Brown	60	24	6	7
1976-77	Larry Brown	50	32	2	4
1977-78	Larry Brown	48	34	6	-
1978-79	Larry Brown	28	25	-	-
	Donnie Walsh	19	10	1	2
1979-80	Donnie Walsh	30	52	-	-
1980-81	Donnie Walsh	11	20	-	-
	Doug Moe	26	25	-	-
1981-82	Doug Moe	46	36	1	2
1982-83	Doug Moe	45	37	3	5
1983-84	Doug Moe	38	44	2	3
1984-85	Doug Moe	52	30	8	7
1985-86	Doug Moe	47	35	5	5
1986-87	Doug Moe	37	45	5	6
1987-88	Doug Moe	54	28	5	3
1988-89	Doug Moe	44	38	0	3
1989-90	Doug Moe	43	39	0	3
1990-91	Paul Westhead	20	62	-	-
1991-92	Paul Westhead	24	58	-	-
1992-93	Dan Issel	36	46	-	-
1993-94	Dan Issel	42	40	6	6
1994-95	Dan Issel	18	16	-	-
	Gene Little	3	13	-	-
	Bernie Bickerstaff	20	12	0	3
1995-96	Bernie Bickerstaff	35	47	-	-
1996-97	Bernie Bickerstaff	4	9	-	-
	Dick Motta	17	52	-	-
1997-98	Bill Hanzlik	11	71	-	-
1998-99	Mike D'Antoni	14	36	-	-
1999-00	Dan Issel	35	47	-	-
2000-01	Dan Issel	40	42	-	-
2001-02	Dan Issel	9	17	-	-
	Mike Evans	18	38	-	-
2002-03	Jeff Bzdelik	17	65	-	-
2003-04	Jeff Bzdelik	43	39	1	4
2004-05	Jeff Bzdelik	13	15	-	-
	Michael Cooper	4	10	-	-
	George Karl	32	8	1	4
2005-06	George Karl	44	38	1	4
2006-07	George Karl	45	37	1	4
2007-08	George Karl	50	32	0	4
2008-09	George Karl	54	28	10	6
2009-10	George Karl	53	29	2	4

ALL-TIME COACHING RECORDS

COACH	REGULAR SEASON			PLAYOFFS		
	WON	LOST	PCT.	WON	LOST	PCT.
Bob Bass	89	67	.571	5	7	.471
John McClendon	9	19	.321	-	-	-
Joe Belmont	45	24	.652	5	7	.471
Stan Albeck	27	44	.380	-	-	-
Alex Hannum	118	134	.468	4	8	.333
Larry Brown	251	134	.649	21	24	.467
Donnie Walsh	60	82	.423	1	2	.333
Doug Moe	432	357	.548	24	37	.393
Paul Westhead	44	120	.268	-	-	-
Dan Issel	180	208	.464	6	6	.500
Gene Little	3	13	.188	-	-	-
Bernie Bickerstaff	59	68	.465	0	3	.000
Dick Motta	17	52	.246	-	-	-
Bill Hanzlik	11	71	.134	-	-	-
Mike D'Antoni	14	36	.280	-	-	-
Mike Evans	18	38	.321	-	-	-
Jeff Bzdelik	60	104	.366	1	4	.200
Michael Cooper	4	10	.286	-	-	-
George Karl	278	172	.618	15	26	.366
ABA Totals	413	331	.555	27	35	.436
NBA Totals	1319	1437	.479	55	89	.382



NUGGETS OWNERSHIP

1967-72:	J.W. Ringsby
1972-76:	A.G. "Bud" Fisher and Frank M. Goldberg
1975-82:	Nuggets Management, Inc.
1982-83:	B.J. "Red" McCombs
1983-84:	B.J. "Red" McCombs and Lloyd Brinkman
1984-85:	B.J. "Red" McCombs
1985-89:	Sidney Shlenker
1989-91:	Bertram M. Lee, Peter C.B. Bynoe and COMSAT Video Enterprises, Robert Wussler, Pres.
1991-92:	Peter C.B. Bynoe, Managing General Partner and General Partner COMSAT Video Enterprises
1992-00:	Ascend Entertainment Group (formerly COMSAT Entertainment Group)
1999-00:	Liberty Media
2000-Present:	E. Stanley Kroenke

NUGGETS EXECUTIVES

1976-84:	Carl Scheer, President and General Manager
1984-85:	Paul Phipps, Vice President and General Manager
1985-88:	Vince Boryla, President and General Manager
1988-89:	Pete Babcock, President and General Manager
1989-90:	Pete Babcock, General Manager
1990-94:	Bernie Bickerstaff, General Manager
1994-95:	Bernie Bickerstaff, Sr. Executive Vice President/General Manager
1995-96:	Bernie Bickerstaff, President and Head Coach
1996-97:	Bernie Bickerstaff, President and Head Coach/Allan Bristow, VP of Basketball Operations
1997-98:	Allan Bristow, VP of Basketball Operations/Dan Issel, VP and General Manager
1998-01:	Dan Issel, VP and General Manager/President and Head Coach
2001-06:	Kiki Vandeweghe, General Manager
2006-10:	Mark Warkentien, V.P. of Basketball Operations; Rex Chapman, V.P. of Player of Personnel

NUGGETS ASSISTANT COACHES

1969-72:	Stan Albeck
1973-74:	Frank Hamblen
1974-76:	Doug Moe
1976-77:	Frank Hamblen
1977-78:	Donnie Walsh
1978-79:	Donnie Walsh, George Irvine
1979-80:	George Irvine
1980-81:	Ben Jobe, Doug Moe
1981-82:	Donnie Walsh, John Nillen
1982-83:	John Nillen
1983-84:	Bill Ficke
1984-90:	Allan Bristow
1988-90:	Doug Moe, Jr.
1990-92:	Mike Evans, Jim Boyle, Judas T. Prada
1992-94:	Mike Evans, Gene Littles
1994-95:	Gene Littles, Mike Evans/Tom Nissalke
1995-96:	Jim Brovelli, Bob Kloppenburg, Gene Littles
1996-97:	Gene Littles, Jim Brovelli
1997-98:	Mike D'Antoni, T.R. Dunn, Brian Winters
1998-01:	Louie Dampier, Mike Evans, Kim Hughes, John Lucas
2001-02:	Louie Dampier, Clyde Drexler, Mike Evans, Kim Hughes, John MacLeod
2002-03:	John MacLeod, T.R. Dunn, Jarinn Akana
2003-04:	John MacLeod, T.R. Dunn, Scott Brooks
2004-05:	Doug Moe, Scott Brooks, Adrian Dantley, Michael Cooper
2005-06:	Doug Moe, Scott Brooks, Adrian Dantley
2006-08:	Doug Moe, Mike Dunlap, Adrian Dantley
2008-10:	Adrian Dantley, Tim Grgurich, John Welch

NUGGETS ATHLETIC TRAINERS

1967-76:	Lloyd Williams
1976-90:	Bob "Chopper" Travaglini
1990-91:	Larry Franca
1991-Present:	Jim Gillen



RECORD AGAINST NBA OPPONENTS

NBA REGULAR SEASON

TEAM	SEASONS	HOME		ROAD		OVERALL		PCT.
		W-L	W-L	W-L	W-L	W-L	W-L	
Atlanta Hawks	33	25-11	7-29	32-40	444			
Boston Celtics	34	21-15	7-30	28-45	384			
Charlotte Bobcats	6	5-1	3-3	8-4	667			
Chicago Bulls	33	28-10	12-26	40-36	526			
Cleveland Cavaliers	33	28-8	12-23	40-31	563			
Dallas Mavericks	30	44-27	22-47	66-74	471			
Detroit Pistons	33	18-18	9-27	27-45	375			
Golden State Warriors	34	56-16	25-47	81-63	563			
Houston Rockets	34	45-31	27-50	72-81	471			
Indiana Pacers	34	21-15	12-25	33-40	452			
Los Angeles Clippers	26	38-15	18-33	56-48	538			
San Diego Clippers	6	13-2	6-9	19-11	633			
Buffalo Braves	2	4-0	1-3	5-3	625			
Total (Clippers)	34	55-17	25-45	80-62	563			
Los Angeles Lakers	34	31-41	18-53	49-94	343			
Memphis Grizzlies	9	16-1	9-8	25-9	735			
Vancouver Grizzlies	6	10-2	6-6	16-8	667			
Total (Grizzlies)	15	26-3	15-14	41-17	707			
Miami Heat	22	14-9	9-15	23-24	489			
Milwaukee Bucks	33	31-8	14-24	45-32	584			
Minnesota Timberwolves	21	30-15	23-22	53-37	589			
New Jersey Nets	34	29-8	13-23	42-31	575			
New Orleans Hornets	6	7-3	4-5	11-8	579			
New Orleans/OKC Hornets	2	1-2	3-1	4-3	571			
Charlotte Hornets	13	9-6	4-10	13-16	448			
Total (Hornets)	21	17-11	11-16	28-27	509			
New York Knicks	33	21-15	12-24	33-39	458			
Oklahoma City Thunder	2	4-0	3-1	7-1	875			
Seattle SuperSonics	32	42-27	19-50	61-77	442			
Total (Thunder)	34	46-27	22-51	68-78	466			
Orlando Magic	20	12-9	3-19	15-28	349			
Philadelphia 76ers	33	20-15	11-25	31-40	437			
Phoenix Suns	34	41-31	17-54	58-85	406			
Portland Trail Blazers	34	49-23	19-54	68-77	469			
Sacramento Kings	25	35-15	12-40	47-55	461			
Kansas City Kings	9	17-7	8-16	25-23	521			
Total (Kings)	34	52-22	20-56	72-78	480			
San Antonio Spurs	34	42-35	18-59	60-94	390			
Toronto Raptors	14	10-4	8-6	18-10	643			
Utah Jazz	31	43-30	13-62	56-92	378			
New Orleans Jazz	3	6-0	3-3	9-3	750			
Total (Jazz)	34	49-30	16-65	65-95	406			
Washington Wizards	34	24-13	19-17	43-30	589			
TOTALS	34	890-488	429-949	1,319-1,437	478			

COMBINED ABA AND NBA REGULAR SEASON

TEAM	SEASONS	HOME		ROAD		OVERALL		PCT.
		W-L	W-L	W-L	W-L	W-L	W-L	
Indiana Pacers	43	54-28	27-55	81-83	494			
New Jersey Nets	43	58-12	25-46	83-58	589			
San Antonio Spurs	43	84-46	34-93	118-139	459			
Other ABA Clubs	9	174-62	92-154	266-216	552			
Other NBA Clubs	34	798-430	388-842	1,184-1,272	482			
TOTALS	43	1,168-578	564-1,190	1,732-1,768	495			

NBA PLAYOFFS

TEAM	SERIES	HOME		ROAD		OVERALL		PCT.
		W-L	W-L	W-L	W-L	W-L	W-L	
Dallas Mavericks	2	4-2	2-3	6-5	546			
Houston Rockets	1	2-1	0-3	2-4	333			
Los Angeles Clippers	1	1-1	0-3	1-4	250			
Los Angeles Lakers	5	2-8	2-9	4-17	191			
Milwaukee Bucks	1	3-1	1-2	4-3	571			
Minnesota Timberwolves	1	1-1	0-3	1-4	200			
New Orleans Hornets	1	3-0	1-1	4-1	800			
Phoenix Suns	3	2-2	1-4	3-6	333			
Portland Trail Blazers	2	3-2	2-3	5-5	500			
San Antonio Spurs	6	3-8	3-12	6-20	231			
Seattle SuperSonics	3	6-2	2-6	8-8	500			
Utah Jazz	4	8-3	3-9	11-12	478			
TOTALS	30	38-31	17-58	55-89	382			

YEAR-BY-YEAR NBA RECORDS



YEAR	REGULAR SEASON			PLACE	PLAYOFFS		
	W	L	PCT		W	L	PCT
1976-77	50	32	.610	1st MW	2	4	.333
1977-78	48	34	.585	1st MW	6	7	.462
1978-79	47	35	.573	2nd MW	1	2	.333
1979-80	30	52	.366	3rd MW	-	-	-----
1980-81	37	45	.451	4th MW	-	-	-----
1981-82	46	36	.561	2nd MW	1	2	.333
1982-83	45	37	.549	2nd MW	3	5	.375
1983-84	38	44	.463	3rd MW	2	3	.400
1984-85	52	30	.634	1st MW	8	7	.533
1985-86	47	35	.573	2nd MW	5	5	.500
1986-87	37	45	.451	4th MW	0	3	.000
1987-88	54	28	.659	1st MW	5	6	.455
1988-89	44	38	.537	3rd MW	0	3	.000
1989-90	43	39	.524	4th MW	0	3	.000
1990-91	20	62	.244	7th MW	-	-	-----
1991-92	24	58	.293	4th MW	-	-	-----
1992-93	36	46	.439	4th MW	-	-	-----
1993-94	42	40	.512	4th MW	6	6	.500
1994-95	41	41	.500	4th MW	0	3	.000
1995-96	35	47	.427	4th MW	-	-	-----
1996-97	21	61	.256	5th MW	-	-	-----
1997-98	11	71	.134	7th MW	-	-	-----
1998-99	14	36	.280	6th MW	-	-	-----
1999-00	35	47	.427	5th MW	-	-	-----
2000-01	40	42	.488	6th MW	-	-	-----
2001-02	27	55	.329	6th MW	-	-	-----
2002-03	17	65	.207	7th MW	-	-	-----
2003-04	43	39	.524	6th MW	1	4	.200
2004-05	49	33	.598	2nd NW	1	4	.200
2005-06	44	38	.537	1st NW	1	4	.200
2006-07	45	37	.549	2nd NW	1	4	.200
2007-08	50	32	.610	2nd NW	0	4	.000
2008-09	54	28	.659	1st NW	10	6	.625
2009-10	53	29	.646	1st NW	2	4	.333
TOTALS	1,319	1,437	.478		55	89	.382

HOME-ROAD

YEAR	HOME	ROAD	OVERALL	YEAR	HOME	ROAD	OVERALL
1976-77	36-5	14-27	50-32	1993-94	28-13	14-27	42-40
1977-78	33-8	15-26	48-34	1994-95	23-18	18-23	41-41
1978-79	29-12	18-23	47-35	1995-96	24-17	11-30	35-47
1979-80	24-17	6-35	30-52	1996-97	12-29	9-32	21-61
1980-81	23-18	14-27	37-45	1997-98	9-32	2-39	11-71
1981-82	29-12	17-24	46-36	1998-99	12-13	2-23	14-36
1982-83	29-12	16-25	45-37	1999-00	25-16	10-31	35-47
1983-84	27-14	11-30	38-44	2000-01	29-12	11-30	40-42
1984-85	34-7	18-23	52-30	2001-02	20-21	7-34	27-55
1985-86	34-7	13-28	47-35	2002-03	13-28	4-37	17-65
1986-87	27-14	10-31	37-45	2003-04	29-12	14-27	43-39
1987-88	35-6	19-22	54-28	2004-05	31-10	18-23	49-33
1988-89	35-6	9-32	44-38	2005-06	26-15	18-23	44-38
1989-90	28-13	15-26	43-39	2006-07	23-18	22-19	45-37
1990-91	17-24	3-38	20-62	2007-08	33-8	17-24	50-32
1991-92	18-23	6-35	24-58	2008-09	33-8	21-20	54-28
1992-93	28-13	8-33	36-46	2009-10	34-7	19-22	53-29
TOTALS	890-488	429-949	1,319-1,437				



MONTH-BY-MONTH NBA RECORD

YEAR		OCT	NOV	DEC	JAN	FEB	MAR	APR
76-77	Home	3-0	7-0	7-1	7-2	6-0	5-2	1-0
	Road	1-0	2-5	3-4	2-3	2-5	2-7	2-3
	Total	4-0	9-5	10-5	9-5	8-5	7-9	3-3
77-78	Home	4-0	6-0	5-1	6-2	6-1	4-4	2-0
	Road	0-2	4-6	2-4	4-2	2-5	1-5	2-2
	Total	4-2	10-6	7-5	10-4	8-6	5-9	4-2
78-79	Home	4-0	2-3	5-3	7-2	5-2	6-2	0-0
	Road	2-3	2-7	2-3	4-4	2-4	3-0	3-2
	Total	6-3	4-10	7-6	11-6	7-6	9-2	3-2
79-80	Home		2-4	4-3	5-1	4-4	5-3	4-2
	Road		0-4	3-6	0-8	1-7	1-2	1-8
	Total		2-8	7-9	5-9	5-11	6-5	5-10
80-81	Home		1-4	4-2	3-3	4-4	6-3	5-2
	Road		1-3	4-5	0-7	3-4	1-3	5-5
	Total		2-7	8-7	3-10	7-8	7-6	10-7
81-82	Home	1-0	5-1	3-4	5-2	4-4	8-1	3-0
	Road	0-1	2-3	3-6	4-3	2-4	5-1	1-6
	Total	1-1	7-4	6-10	9-5	6-8	13-2	4-6
82-83	Home	1-1	3-4	3-3	7-1	4-1	7-2	4-0
	Road	0-0	3-5	3-4	2-6	3-5	3-3	2-2
	Total	1-1	6-9	6-7	9-7	7-6	10-5	6-2
83-84	Home	1-0	5-3	4-3	4-2	3-4	8-0	2-2
	Road	0-1	3-4	1-7	1-5	3-6	2-5	1-2
	Total	1-1	8-7	5-10	5-7	6-10	10-5	3-4
84-85	Home	1-0	7-0	4-4	8-2	5-0	7-0	2-1
	Road	0-1	4-2	3-5	3-3	3-4	3-5	2-3
	Total	1-1	11-2	7-9	11-5	8-4	10-5	4-4
85-86	Home	2-0	7-2	5-1	6-1	7-0	6-2	1-1
	Road	2-0	1-4	2-5	2-7	2-4	2-5	2-3
	Total	4-0	8-6	7-6	8-8	9-4	8-7	3-4
86-87	Home	1-0	7-1	2-3	6-2	3-4	5-3	3-1
	Road	0-0	0-6	3-7	1-6	1-5	3-4	2-3
	Total	1-0	7-7	5-10	7-8	4-9	8-7	5-4
87-88	Home		6-1	5-1	5-1	6-2	7-1	6-0
	Road		2-3	3-6	3-5	3-2	5-4	3-2
	Total		8-4	8-7	8-6	9-4	12-5	9-2
88-89	Home		8-1	5-2	4-2	8-0	5-0	5-1
	Road		1-3	3-5	1-9	0-4	3-6	1-4
	Total		9-4	8-7	5-11	8-4	8-6	6-5
89-90	Home		8-0	4-1	3-4	5-3	6-2	1-3
	Road		2-4	5-5	1-5	1-4	2-7	5-1
	Total		10-4	9-6	4-9	6-7	8-9	6-4
90-91	Home		3-5	2-3	6-3	2-4	4-5	1-3
	Road		0-6	1-9	1-4	0-6	0-7	0-7
	Total		3-11	3-12	7-7	2-10	4-12	1-10
91-92	Home		7-3	3-3	4-4	2-3	1-7	1-3
	Road		0-5	2-5	1-6	1-8	2-6	0-5
	Total		7-8	5-8	5-10	3-11	3-13	1-8
92-93	Home		4-2	2-4	7-1	5-1	5-4	5-1
	Road		1-5	0-8	1-6	2-5	2-5	2-4
	Total		5-7	2-12	8-7	7-6	7-9	7-5

YEAR		OCT	NOV	DEC	JAN	FEB	MAR	APR
93-94	Home		4-2	6-0	5-4	4-2	7-1	2-4
	Road		2-5	2-6	1-4	3-5	1-4	5-3
	Total		6-7	8-6	6-8	7-7	8-5	7-7
94-95	Home		4-4	5-2	4-3	3-4	4-1	3-4
	Road		2-2	3-5	1-7	2-4	6-4	4-1
	Total		6-6	8-7	5-10	5-8	10-5	7-5
95-96	Home		2-3	6-1	2-5	5-2	5-3	4-3
	Road		2-6	3-6	3-4	0-5	2-6	1-3
	Total		4-9	9-7	5-9	5-7	7-9	5-6
96-97	Home		2-6	2-4	3-5	2-4	3-5	0-5
	Road		3-5	1-7	3-4	1-6	0-5	1-5
	Total		5-11	3-11	6-9	3-10	3-10	1-10
97-98	Home	0-1	1-4	1-6	1-7	1-7	3-3	2-3
	Road	0-0	0-7	0-8	1-7	0-5	1-8	0-5
	Total	0-1	1-11	1-14	2-14	1-12	4-11	2-8
98-99	Home					5-3	3-5	4-5*
	Road					0-6	0-9	2-8
	Total					5-9	3-14	6-13*
99-00	Home		6-2	6-2	5-4	2-2	2-4	4-2
	Road		0-5	3-4	0-5	3-6	2-9	2-2
	Total		6-7	9-6	5-9	5-8	4-13	6-4
00-01	Home		6-3	6-2	8-1	3-2	2-3	4-0
	Road		2-5	2-5	2-4	1-7	3-7	1-3
	Total		8-8	8-7	10-5	4-9	5-10	5-3
01-02	Home	0-0	5-5	3-4	2-5	1-4	4-4	5-0
	Road	1-0	1-4	0-6	1-6	2-4	2-8	0-5
	Total	1-0	6-9	3-10	3-11	3-8	6-12	5-5
02-03	Home	0-0	3-6	1-6	3-3	2-6	4-3	0-4
	Road	0-1	2-4	0-7	1-8	0-6	1-7	0-4
	Total	0-1	5-10	1-13	4-11	2-12	5-10	0-8
03-04	Home	1-0	6-1	6-3	5-4	4-1	4-3	3-0
	Road	0-1	3-4	3-4	4-4	1-6	2-6	1-2
	Total	1-1	9-5	9-7	9-8	5-7	6-9	4-2
04-05	Home		7-3	3-3	2-3	4-0	9-1	6-0
	Road		1-3	3-6	3-7	4-4	3-1	4-2
	Total		8-6	6-9	5-10	8-4	12-2	10-2
05-06	Home		6-3	3-4	6-2	3-3	6-1	2-2
	Road		2-5	3-5	5-3	2-2	5-4	1-4
	Total		8-8	6-9	11-5	5-5	11-5	3-6
06-07	Home		4-3	5-3	3-6	3-3	4-3	4-0
	Road		4-2	3-4	3-3	3-4	3-5	6-1
	Total		8-5	8-7	6-9	6-7	7-8	10-1
07-08	Home	1-0	6-2	5-3	7-0	4-2	7-0	3-1
	Road	0-0	3-5	3-2	2-6	4-3	3-6	2-2
	Total	1-0	9-7	8-5	9-6	8-5	10-6	5-3
08-09	Home		6-2	5-2	8-2	3-1	7-1	4-0
	Road	1-1	5-3	4-4	2-2	5-3	3-5	1-2
	Total	1-1	11-5	9-6	10-4	8-4	10-6	5-2
09-10	Home	1-0	6-1	6-1	8-1	4-2	5-1	4-1
	Road	1-0	4-4	2-6	4-2	3-3	4-6	1-1
	Total	2-0	10-5	8-7	12-3	7-5	9-7	5-2

*April record includes 0-3 in May

SEASON OPENERS (ABA 1967-75, NBA 1976 to Present)



DATE	TEAMS	ATTENDANCE	RECORD
10/15/67	@Denver 110, Anaheim 105	2,748#	1-0
10/28/68	@New York 108, Denver 89	NA	1-1
10/19/69	New Orleans 109, @Denver 103	5,092#	2-1
10/14/70	@Utah 134, Denver 99	NA	2-2
10/13/71	@Utah 135, Denver 121	NA	2-3
10/14/72	@Denver 96, Indiana 90	4,731#	3-3
10/11/73	@Denver 135, San Diego 111	5,013#	4-3
10/19/74	@Denver 111, New York 103	6,252#	5-3
10/25/75	@Denver 118, St. Louis 101	12,202\$	6-3
10/22/76	Denver 123, @Indiana 110	7,266	1-0
10/19/77	@Denver 133, Milwaukee 115	14,792	2-0
10/13/78	@Denver 118, San Antonio 117	14,099	3-0
10/13/79	Milwaukee 125, @Denver 99	12,554	3-1
10/10/80	San Antonio 113, @Denver 112	10,027	3-2
10/30/81	@Denver 134, Golden State 121	11,989	4-2
10/29/82	Dallas 125, @Denver 117	12,099	4-3
10/28/83	@Denver 139, Utah 125	10,439	5-3
10/27/84	@Denver 125, Golden State 121	8,526	6-3
10/25/85	Denver 119, @Golden State 105	6,593	7-3
10/31/86	@Denver 134, San Antonio 104	14,835	8-3
11/6/87	@Denver 139, L.A. Clippers 93	11,534	9-3
11/4/88	@Denver 120, Houston 117	14,876	10-3
11/3/89	@Utah 122, Denver 113	12,616	10-4
11/2/90	Golden State 162, @Denver 158	9,838	10-5
11/1/91	Golden State 108, @Denver 105	11,713	10-6
11/7/92	@Denver 125, San Antonio 121 (2OT)	17,022	11-6
11/5/93	@Sacramento 109, Denver 100	17,317	11-7
11/4/94	@Denver 130, Minnesota 108	17,171	12-7
11/3/95	@L.A. Lakers 98, Denver 96	16,345	12-8
11/1/96	Dallas 92, @Denver 91	16,104	12-9
10/31/97	San Antonio 107, @Denver 96	15,031	12-10
2/5/99	Minnesota 110, @Denver 92	17,171	12-11
11/2/99	@Denver 107, Phoenix 102 (OT)	19,099^	13-11
11/1/00	@Seattle 112, Denver 99	17,072	13-12
10/30/01	Denver 99, @Phoenix 96	16,421	14-12
10/30/02	@Minnesota 83, Denver 77	16,113	14-13
10/29/03	@Denver 80, San Antonio 72	17,429	15-13
11/2/04	@L.A. Lakers 89, Denver 78	18,997	15-14
11/1/05	@San Antonio 102, Denver 91	18,797	15-15
11/2/06	@L.A. Clippers 96, Denver 95	18,050	15-16
10/31/07	@Denver 120, Seattle 103	19,380	16-16
10/29/08	@Utah 98, Denver 94	19,911	16-17
10/28/09	@Denver 114, Utah 105	19,155	17-17

Played in Denver's Auditorium Arena, capacity 6,985.

\$ First regular season game played in McNichols Sports Arena.

^ First regular season game played in the Pepsi Center



HOME OPENERS (ABA 1967-75, NBA 1976 to Present)

DATE	TEAMS	ATTENDANCE	RECORD
10/15/67	Denver 110, Anaheim 105	2,748#	1-0
11/6/68	Denver 109, Indiana 107	3,238#	2-0
10/19/69	New Orleans 109, Denver 103	5,092#	2-1
10/21/70	Denver 133, Texas 115	4,066#	3-1
10/19/71	Indiana 122, Denver 117	3,714#	3-2
10/14/72	Denver 96, Indiana 90	4,731#	4-2
10/11/73	Denver 135, San Diego 111	5,013#	5-2
10/19/74	Denver 111, New York 103	6,252#	6-2
10/25/75	Denver 118, St. Louis 101	12,202\$	7-2
10/23/76	Denver 120, Kansas City 99	15,683	1-0
10/19/77	Denver 133, Milwaukee 115	14,792	2-0
10/13/78	Denver 118, San Antonio 117	14,099	3-0
10/13/79	Milwaukee 125, Denver 99	12,554	3-1
10/10/80	San Antonio 113, Denver 112	10,027	3-2
10/30/81	Denver 134, Golden State 121	11,989	4-2
10/29/82	Dallas 125, Denver 117	12,099	4-3
10/28/83	Denver 139, Utah 125	10,439	5-3
10/27/84	Denver 125, Golden State 121	8,526	6-3
10/26/85	Denver 126, Sacramento 112	9,309	7-3
10/31/86	Denver 134, San Antonio 104	14,835	8-3
11/6/87	Denver 139, L.A. Clippers 93	11,534	9-3
11/4/88	Denver 120, Houston 117	14,876	10-3
11/4/89	Denver 135, Phoenix 132	12,439	11-3
11/2/90	Golden State 162, Denver 158	9,838	11-4
11/1/91	Golden State 108, Denver 105	11,713	11-5
11/7/92	Denver 125, San Antonio 121 (2OT)	17,022	12-5
11/7/93	Denver 99, L.A. Clippers 97	17,171	13-5
11/4/94	Denver 130, Minnesota 108	17,171	14-5
11/4/95	San Antonio 116, Denver 108	17,171	14-6
11/1/96	Dallas 92, Denver 91	16,104	14-7
10/31/97	San Antonio 107, Denver 96	15,031	14-8
2/5/99	Minnesota 110, Denver 92	17,171	14-9
11/2/99	Denver 107, Phoenix 102 (OT)	19,099 [^]	15-9
11/2/00	Denver 101, Golden State 97	15,790	16-9
11/1/01	Milwaukee 102, Denver 101	18,634	16-10
11/1/02	Houston 84, Denver 73	18,030	16-11
10/29/03	Denver 80, San Antonio 72	17,429	17-11
11/4/04	Denver 94, Minnesota 92 (OT)	19,099	18-11
11/2/05	L.A. Lakers 99, Denver 97 (OT)	19,245	18-12
11/3/06	Minnesota 112, Denver 109	19,234	18-13
10/31/07	Denver 120, Seattle 103	19,380	19-13
11/1/08	L.A. Lakers 104, Denver 97	19,651	19-14
10/28/09	Denver 114, Utah 105	19,155	20-14

Played in Denver's Auditorium Arena, capacity 6,985.

\$ The 10/25/75 Denver-St. Louis game was the first regular season game played in McNichols Sports Arena

[^] First regular season game played in the Pepsi Center.

ROAD OPENERS (ABA 1967-75, NBA 1976 to Present)



DATE	TEAMS	RECORD
10/19/67	Denver 104, Oakland 91	1-0
10/28/68	New York 108, Denver 89	1-1
10/21/69	Dallas 120, Denver 108	1-2
10/14/70	Utah 134, Denver 99	1-3
10/13/71	Utah 135, Denver 121	1-4
10/12/72	Utah 115, Denver 104	1-5
10/12/73	Kentucky 111, Denver 100	1-6
10/18/74	Kentucky 117, Denver 99	1-7
10/24/75	Denver 120, San Diego 108	2-7
10/22/76	Denver 123, Indiana 110	1-0
10/22/77	Detroit 126, Denver 106	1-1
10/15/78	Denver 98, San Diego 94	2-1
10/14/79	Portland 109, Denver 93	2-2
10/17/80	Denver 129, San Diego 116	3-2
10/31/81	San Antonio 145, Denver 120	3-3
11/4/82	L.A. Lakers 131, Denver 108	3-4
10/29/83	San Diego 141, Denver 128	3-5
10/30/84	San Antonio 126, Denver 118	3-6
10/25/85	Denver 119, Golden State 105	4-6
11/1/86	Golden State 131, Denver 109	4-7
11/7/87	Denver 103, Golden State 99	5-7
11/5/88	Seattle 142, Denver 141	5-8
11/3/89	Utah 122, Denver 113	5-9
11/3/90	Dallas 140, Denver 110	5-10
11/8/91	L.A. Clippers 106, Denver 82	5-11
11/8/92	Portland 123, Denver 104	5-12
11/5/93	Sacramento 109, Denver 100	5-13
11/8/94	Denver 115, Dallas 107	6-13
11/3/95	L.A. Lakers 98, Denver 96	6-14
11/3/96	Denver 88, San Antonio 79	7-14
11/1/97	Utah 102, Denver 84	7-15
2/7/99	Phoenix 115, Denver 108	7-16
11/5/99	Portland 95, Denver 83	7-17
11/1/00	Seattle 112, Denver 99	7-18
10/30/01	Denver 99, Phoenix 96	8-18
10/30/02	Minnesota 83, Denver 77	8-19
10/30/03	Houston 102, Denver 85	8-20
11/2/04	L.A. Lakers 89, Denver 78	8-21
11/1/05	San Antonio 102, Denver 91	8-22
11/2/06	L.A. Clippers 96, Denver 95	8-23
11/2/07	Denver 99, Minnesota 91	9-23
10/29/08	Utah 98, Denver 94	9-24
10/29/09	Denver 97, Portland 94	10-24



OVERTIME SUMMARY

TEAM	DATE	SITE	DEN-OPP	W/L
ATLANTA (0-2)	12/18/05	Atlanta	107-110	L
	12/11/92	Atlanta	107-112	L
BOSTON (0-2)	12/10/00	Boston	102-104	L
	3/6/77	Boston	110-112	L
CHICAGO (4-0)	2/4/03	Denver	102-100	W
	3/26/01	Chicago	109-104	W
	11/8/80	Chicago	130-126*	W
	3/21/80	Chicago	134-128#	W
CLEVELAND (2-1)	2/18/10	Cleveland	118-116	W
	1/16/97	Denver	88-87	W
	1/21/95	Denver	100-101*	L
DALLAS (3-5)	1/6/06	Denver	112-114	L
	3/3/02	Denver	110-116	L
	4/6/00	Denver	115-116	L
	11/24/95	Dallas	112-109	W
	11/26/94	Denver	123-124	L
	12/30/89	Dallas	109-116	L
	3/1/85	Dallas	141-140	W
11/28/80	Dallas	119-117	W	
DETROIT (0-3)	3/26/07	Detroit	109-113	L
	11/13/96	Detroit	94-95	L
GOLDEN STATE (5-2)	12/13/83	Denver	184-186#	L
	1/20/10	Golden State	123-118	W
	4/10/97	Golden State	107-109	L
	4/22/95	Golden State	130-129*	W
	4/7/87	Golden State	129-126	W
HOUSTON (7-5)	12/18/84	Golden State	126-122	W
	2/28/84	Golden State	137-140	L
	2/22/80	Golden State	122-121	W
	12/20/07	Denver	112-111*	W
	1/20/07	Houston	121-113	W
INDIANA (1-2)	11/30/00	Denver	105-109	L
	1/2/98	Denver	115-116	L
	11/7/96	Denver	108-110	L
	1/20/94	Denver	111-106*	W
	11/2/91	Denver	109-101	W
	4/19/90	Houston	130-127	W
	11/9/89	Houston	128-127	W
	3/5/85	Denver	133-131*	W
	2/2/85	Houston	128-131*	L
	2/3/81	Houston	128-135	L
INDIANA (1-2)	2/7/90	Denver	130-138	L
	12/28/82	Denver	155-150	W
	3/2/82	Denver	124-132	L
LA CLIPPERS (4-3)	10/31/08	Los Angeles	113-103	W
	11/7/03	Denver	102-104	L
	4/15/00	Los Angeles	115-114	W
	3/2/97	Denver	109-107	W
	12/6/91	Denver	100-102	L
(BUFFALO)	3/12/91	Denver	123-126	L
	1/25/78	Denver	121-119	W
LA LAKERS (5-6)	4/6/06	Denver	110-108	W
	11/2/05	Denver	97-99	L
	2/22/99	Denver	117-113	W
	11/11/94	Denver	124-117	W
	4/1/89	Los Angeles	114-108	W
	11/15/88	Denver	146-148*	L
	11/3/82	Denver	134-135	L
	3/29/81	Los Angeles	148-146	W
	11/29/80	Denver	123-124*	L
	11/16/79	Denver	128-135	L
MEMPHIS (1-0)	11/9/79	Los Angeles	122-126	L
	2/25/05	Memphis	97-94	W
MIAMI (1-4)	2/12/08	Miami	114-113	W
	1/29/02	Denver	94-100	L
	3/15/93	Denver	100-103	L
	2/15/93	Miami	129-130*	L
	3/10/89	Miami	130-131	L
MILWAUKEE (2-1)	1/8/95	Denver	102-96	W
	1/25/92	Denver	107-100	W
	3/23/91	Denver	136-140	L

TEAM	DATE	SITE	DEN-OPP	W/L
MINNESOTA (5-3)	2/24/06	Minnesota	102-101	W
	11/4/04	Denver	94-92	W
	11/8/00	Denver	109-107	W
	2/15/00	Minnesota	107-104	W
	2/5/00	Denver	97-105	L
	12/28/96	Minnesota	96-103	L
NEW YORK (0-3)	1/3/95	Minnesota	108-99*	W
	3/31/92	Denver	114-121	L
	2/28/97	Denver	108-112	L
NEW JERSEY (1-2)	12/6/88	New York	123-124	L
	1/22/78	Denver	141-143	L
	12/16/05	New Jersey	106-115	L
NEW ORLEANS (1-3)	11/19/01	Denver	99-96	W
	3/17/78	New Jersey	109-111	L
	1/23/10	Denver	116-110	W
(CHARLOTTE)	2/7/07	Denver	112-114	L
	1/13/97	Denver	100-102	L
ORLANDO (0-1)	3/26/96	Denver	112-119*	L
	1/20/95	Denver	108-112	L
PHILADELPHIA (0-2)	11/15/78	Philadelphia	103-109	L
	3/9/77	Philadelphia	125-129	L
PHOENIX (8-1)	1/15/09	Denver	119-113	W
	1/10/06	Denver	139-137#	W
	11/2/99	Denver	107-102	W
	12/23/96	Phoenix	112-109	W
	11/15/95	Phoenix	137-127#	W
	1/10/87	Denver	127-120	W
	12/26/83	Phoenix	133-140	L
	3/27/82	Denver	140-134*	W
3/17/82	Phoenix	135-133	W	
PORTLAND (5-3)	2/4/08	Portland	105-103	W
	2/2/07	Denver	114-107	W
	4/10/04	Denver	110-100	W
	3/9/02	Denver	109-106	W
	1/18/94	Denver	103-104	L
SACRAMENTO (4-2)	4/22/88	Portland	135-141	L
	3/17/88	Denver	116-115	W
	1/26/87	Portland	141-145	L
	2/1/10	Denver	112-109	W
	2/21/00	Denver	123-117	W
(KANSAS CITY)	11/25/94	Sacramento	105-108	L
	12/1/88	Sacramento	133-126	W
	3/7/88	Sacramento	114-116	L
SAN ANTONIO (2-3)	3/18/81	Kansas City	126-124*	W
	4/16/95	Denver	109-112	L
	11/7/92	Denver	125-121*	W
SEATTLE (3-5)	4/8/88	San Antonio	129-124	W
	2/17/87	San Antonio	126-131	L
	2/22/81	San Antonio	129-133	L
	4/6/08	Seattle	147-151*	L
	2/12/06	Seattle	120-112	W
TORONTO (0-3)	1/18/05	Seattle	116-110	W
	3/21/03	Seattle	99-101	L
	11/5/88	Seattle	141-142	L
	11/30/85	Denver	123-131*	L
	3/30/82	Denver	145-142	W
	2/10/78	Seattle	123-126	L
	12/7/01	Toronto	96-98	L
	3/19/98	Toronto	103-104	L
2/25/97	Denver	122-124	L	
UTAH (3-4)	2/6/08	Denver	115-118	L
	4/18/00	Denver	105-104	W
	1/6/90	Denver	120-123	L
	1/21/86	Utah	114-117	L
WASHINGTON (0-2)	11/28/81	Denver	131-124	W
	10/12/80	Denver	121-125	L
	1/10/78	Denver	115-110	W
	12/16/77	Denver	112-117	L
	3/2/77	Washington	113-115	L

*-Indicates double-overtime game #-Indicates triple-overtime game

NUGGETS HISTORY

OVERTIME RECORD & YEAR-BY-YEAR INJURIES



NUGGETS OVERTIME RECORD (REGULAR SEASON SINCE 1976-77)

YEAR	HOME	ROAD	TOTAL	YEAR	HOME	ROAD	TOTAL
76-77	0-0	0-3	0-3	93-94	1-1	0-0	1-1*
77-78	2-2	0-2	2-4	94-95	1-4	3-1	4-5***
78-79	0-0	0-1	0-1	95-96	0-1	2-0	2-1*#
79-80	0-1	2-1	2-2#	96-97	2-4	1-3	3-7
80-81	0-2	4-2	4-4***	97-98	0-1	0-1	0-2
81-82	3-1	1-0	4-1*	98-99	1-0	0-0	1-0
82-83	1-1	0-0	1-1	99-00	4-1	1-1	5-2
83-84	0-1	0-2	0-3#	00-01	1-1	1-1	2-2
84-85	1-0	2-1	3-1**	01-02	2-2	0-1	2-3
85-86	0-1	0-1	0-2*	02-03	1-0	0-1	1-1
86-87	1-0	1-2	2-2	03-04	1-1	0-0	1-1
87-88	1-0	1-2	2-2	04-05	1-0	2-0	3-0
88-89	1-1	1-3	2-4*	05-06	2-2	2-2	4-4#
89-90	0-2	2-1	2-3	06-07	1-1	1-1	2-2
90-91	0-2	0-0	0-2	07-08	1-1	2-1	3-2**
91-92	2-2	0-0	2-2	08-09	1-0	1-0	2-0
92-93	1-1	0-2	1-3**	09-10	2-0	2-0	4-0
TOTAL	33-35	30-34	61-69				

* Indicates double-overtime game
(Nuggets are 9-8 all-time in double-overtime games)
Indicates triple-overtime game
(Nuggets are 3-1 all-time in double-overtime games)

NUGGETS YEAR-BY-YEAR INJURIES

YEAR	NUMBER OF PLAYERS	MISSED GAMES	YEAR	NUMBER OF PLAYERS	MISSED GAMES
77-78	6	NA	94-95	11	233
78-79	NA	NA	95-96	10	169
79-80	7	NA	96-97	11	272
80-81	10	NA	97-98	12	241
81-82	8	NA	98-99	9	117
82-83	6	NA	99-00	15	236
83-84	9	NA	00-01	14	287
84-85	7	NA	01-02	17	262
85-86	9	39	02-03	12	213
86-87	8	131	03-04	11	218
87-88	8	168	04-05	13	260
88-89	12	221	05-06	10	237
89-90	9	99	06-07	11	150
90-91	12	276*	07-08	10	183
91-92	11	146	08-09	10	154
92-93	10	232	09-10	10	98
93-94	18	118			



ALL-TIME ATTENDANCE

ALL-TIME ATTENDANCE TOTALS

SEASON	ARENA	REGULAR SEASON			PLAYOFFS			OVERALL		
		GAMES	ATTEND.	AVG.	GAMES	ATTEND.	AVG.	GAMES	ATTEND.	AVG.
1967-68	DA	39	161,007	4,128	2	7,163	3,582	41	168,170	4,102
1968-69	DA	39	167,806	4,302	3	17,334	5,778	42	185,140	4,408
1969-70	DA	41	257,505	6,281	7	57,404	8,201	48	314,909	6,561
1970-71	DA	42	173,849	4,139	1	2,594	2,594	43	176,443	4,103
1971-72	DA	40	172,120	4,303	3	17,228	5,743	43	189,348	4,403
1972-73	DA	41	203,468	4,963	2	12,239	6,120	43	215,707	5,016
1973-74	DA	42	173,539	4,132	1	3,305	3,305	43	176,844	4,113
1974-75	DA	42	281,890	6,712	7	51,824	7,403	49	333,714	6,811
1975-76	MSA	42	545,253*	12,982*	7	124,549	17,793	49	669,802	13,669
1976-77#	MSA	41	703,133	17,150**	3	53,487	17,829	44	756,620	17,196
1977-78	MSA	41	657,673	16,041**	7	123,493	17,642	48	781,166	16,274
1978-79	MSA	41	603,366	14,716	2	32,192	16,096	43	635,548	14,780
1979-80	MSA	41	527,208	12,859		Did not play in playoffs		41	527,208	12,859
1980-81	MSA	41	423,287	10,324		Did not play in playoffs		41	423,287	10,324
1981-82	MSA	41	475,688	11,602	2	34,741	17,371	43	510,429	11,870
1982-83	MSA	41	496,307	12,105	3	47,907	15,969	44	544,214	12,369
1983-84	MSA	41	462,387	11,278	2	30,789	15,395	43	493,186	11,469
1984-85	MSA	41	448,464	10,938	8	125,684	15,711	49	574,148	11,717
1985-86	MSA	41	531,814	12,971	5	73,129	14,625	46	604,943	13,150
1986-87	MSA	41	494,943	12,072	1	15,137	15,137	42	510,080	12,144
1987-88	MSA	41	520,913	12,705	6	101,150	16,858	47	622,063	13,235
1988-89	MSA	41	555,498	13,549	1	12,660	12,660	42	568,158	13,528
1989-90	MSA	41	519,404	12,668	1	15,604	15,604	42	538,008	12,738
1990-91	MSA	41	438,103	10,685		Did not play in playoffs		41	438,103	10,685
1991-92	MSA	41	534,323	13,032		Did not play in playoffs		41	534,323	13,032
1992-93	MSA	41	603,459	14,719		Did not play in playoffs		41	603,459	14,719
1993-94	MSA	41	673,738	16,433	5	85,855	17,171	46	759,593	16,513
1994-95	MSA	41	704,011	17,171	1	17,171	17,171	42	721,182	17,171
1995-96	MSA	41	675,426	16,474		Did not play in playoffs		41	675,426	16,474
1996-97	MSA	41	461,408	11,254		Did not play in playoffs		41	461,408	11,254
1997-98	MSA	41	483,791	11,800		Did not play in playoffs		41	483,791	11,800
1998-99	MSA	25	296,965	11,879		Did not play in playoffs		25	296,965	11,879
1999-00	PC	41	637,718	15,554		Did not play in playoffs		41	637,718	15,554
2000-01	PC	41	619,300	15,105		Did not play in playoffs		41	619,300	15,105
2001-02	PC	41	633,846	15,460		Did not play in playoffs		41	633,846	15,460
2002-03	PC	41	607,813	14,825		Did not play in playoffs		41	607,813	14,825
2003-04	PC	41	721,476	17,597	2	39,407	19,704	43	760,883	17,695
2004-05	PC	41	723,949	17,657	2	39,679	19,840	43	763,627	17,760
2005-06	PC	41	702,645	17,138	2	38,198	19,099	43	740,843	17,229
2006-07	PC	41	706,437	17,230	2	39,595	19,798	43	746,032	17,350
2007-08	PC	41	711,962	17,365	2	38,866	19,433	43	750,828	17,461
2008-09	PC	41	706,165	17,224	9	178,415	19,824	50	884,580	17,692
2009-10	PC	41	737,812	17,995	3	57,465	19,155	44	795,277	18,074
TOTALS		1,745	21,299,150	12,206	102	1,494,264	14,650	1,823	22,823,414	12,520
NUGGETS (NBA)		1,337	19,162,713	14,333	69	1,200,624	17,400	1,446	20,363,337	14,096

* ABA Regular Season Record

DA = Denver Auditorium Arena

** NBA Leader

MSA = McNichols Sports Arena

Joined the NBA

PC = Pepsi Center

LARGEST CROWDS (SINCE 1976-77)

ATTEND.	ARENA	OPPONENT	DATE	ATTEND.	ARENA	OPPONENT	DATE
19,890*	Pepsi Center	L.A. Lakers	5/29/09	19,890*	Pepsi Center	Dallas	5/5/09
20,044	Pepsi Center	L.A. Lakers	4/8/10	19,866	Pepsi Center	L.A. Lakers	3/24/05
20,037*	Pepsi Center	L.A. Lakers	5/25/09	19,845	Pepsi Center	Detroit	2/26/10
19,996	Pepsi Center	Cleveland	1/8/10	19,844	Pepsi Center	Golden State	3/29/08
19,962*	Pepsi Center	Dallas	5/13/09	19,821	Pepsi Center	San Antonio	3/07/08
19,951*	Pepsi Center	San Antonio	4/28/07	19,818	Pepsi Center	Boston	2/21/10
19,939*	Pepsi Center	L.A. Lakers	5/23/09	19,812	Pepsi Center	L.A. Lakers	2/25/04
19,920	Pepsi Center	L.A. Lakers	2/27/09	19,807	Pepsi Center	New Orleans	1/23/10
19,913*	Pepsi Center	San Antonio	4/30/05	19,794	Pepsi Center	Portland	4/10/04
19,894	Pepsi Center	Boston	2/19/08	19,784	Pepsi Center	Boston	2/23/09

*Playoffs

SMALLEST CROWDS (SINCE 1976-77)

ATTEND.	ARENA	OPPONENT	DATE	ATTEND.	ARENA	OPPONENT	DATE
6,106	McNichols Sports Arena	Seattle	12/16/84	6,500	McNichols Sports Arena	Phoenix	11/26/83
6,184	McNichols Sports Arena	Orlando	11/27/90	6,663	McNichols Sports Arena	Minnesota	11/15/90
6,379	McNichols Sports Arena	Sacramento	11/29/90	6,702	McNichols Sports Arena	Phoenix	11/13/84
6,495	McNichols Sports Arena	San Diego	11/18/81	6,715	McNichols Sports Arena	L.A. Clippers	11/27/84
6,497	McNichols Sports Arena	Kansas City	12/14/84	6,791	McNichols Sports Arena	Portland	12/1/81



DENVER NUGGETS
DENVER NUGGETS

DENVER

DENVER

NUGGETS

NUGGETS
NUGGETS
NUGGETS

DENVER IN THE ABA



1967-68 GAME-BY-GAME RESULTS

NO.	DATE	OPPONENT	W-L	SCORE	HOME	ROAD	TOTAL
1	10/15	ANAHEIM	W	110-105	1-0	0-0	1-0
2	10/17	HOUSTON	L	85-102	1-1	0-0	1-1
3	10/19	@Oakland	W	104-91	1-1	1-0	2-1
4	10/20	@Oakland at St. Joe's	L	102-112	1-1	1-1	2-2
5	10/27	@Pittsburgh	L	77-91	1-1	1-2	2-3
6	10/28	@New Jersey	W	126-109	1-1	2-2	3-3
7	11/1	PITTSBURGH	L	103-112*	1-2	2-2	3-4
8	11/6	ANAHEIM	W	121-100	2-2	2-2	4-4
9	11/8	OAKLAND	W	118-97	3-2	2-2	5-4
10	11/10	HOUSTON	W	88-86*	4-2	2-2	6-4
11	11/11	@New Orleans	L	107-131	4-2	2-3	6-5
12	11/12	INDIANA	W	110-103	5-2	2-3	7-5
13	11/16	@Minnesota	L	106-124	5-2	2-4	7-6
14	11/17	@New Jersey	W	120-104	5-2	3-4	8-6
15	11/19	MINNESOTA	L	96-97	5-3	3-4	8-7
16	11/21	@New Orleans	L	90-107	5-3	3-5	8-8
17	11/22	@Houston	L	100-106	5-3	3-6	8-9
18	11/24	OAKLAND	L	90-113	5-4	3-6	8-10
19	11/25	PITTSBURGH	W	119-99	6-4	3-6	9-10
20	11/26	PITTSBURGH	W	112-99	7-4	3-6	10-10
21	11/28	OAKLAND	W	126-108	8-4	3-6	11-10
22	11/30	@Houston	W	98-92	8-4	4-6	12-10
23	12/3	ANAHEIM	W	100-87	9-4	4-6	13-10
24	12/4	@Kentucky	L	85-107	9-4	4-7	13-11
25	12/5	@Pittsburgh	L	99-101	9-4	4-8	13-12
26	12/7	@Indiana	L	99-110	9-4	4-9	13-13
27	12/9	ANAHEIM	W	116-96	10-4	4-9	14-13
28	12/13	NEW JERSEY	W	111-92	11-4	4-9	15-13
29	12/14	@Anaheim at Fresno	L	93-96	11-4	4-10	15-14
30	12/15	NEW ORLEANS	L	93-100	11-5	4-10	15-15
31	12/18	INDIANA	W	126-104	12-5	4-10	16-15
32	12/21	@Oakland	L	94-116	12-5	4-11	16-16
33	12/22	@Anaheim	L	102-108	12-5	4-12	16-17
34	12/26	OAKLAND	W	102-95	13-5	4-12	17-17
35	12/27	@Houston	W	139-82	13-5	5-12	18-17
36	12/28	NEW JERSEY	W	119-102	14-5	5-12	19-17
37	12/30	HOUSTON	W	96-80	15-5	5-12	20-17
38	1/1	INDIANA	W	98-80	16-5	5-12	21-17
39	1/3	@Houston	L	83-89	16-5	5-13	21-18
40	1/4	NEW ORLEANS	W	122-107	17-5	5-13	22-18
41	1/10	KENTUCKY	W	99-83	18-5	5-13	23-18
42	1/11	@Houston	W	100-93	18-5	6-13	24-18
43	1/16	MINNESOTA	W	111-94	19-5	6-13	25-18
44	1/18	NEW ORLEANS	W	126-97	20-5	6-13	26-18
45	1/19	@Anaheim	W	117-110	20-5	7-13	27-18
46	1/21	@Anaheim	W	112-85	20-5	8-13	28-18
47	1/24	KENTUCKY	L	100-101	20-6	8-13	28-19
48	1/26	NEW ORLEANS	W	104-97	21-6	8-13	29-19
49	1/27	@Dallas	W	112-101	21-6	9-13	30-19
50	1/29	DALLAS	L	107-110*	21-6	9-14	30-20
51	1/30	@Oakland	W	137-113	21-6	10-14	31-20
52	1/31	@Anaheim	L	105-112	21-6	10-15	31-21
53	2/4	NEW ORLEANS	L	100-105	21-7	10-15	31-22
54	2/7	DALLAS	W	97-87	22-7	10-15	32-22
55	2/8	@Indiana at Kok	W	99-91	22-7	11-15	33-22
56	2/9	@Kentucky at Louis	L	99-106*	22-7	11-16	33-23
57	2/11	@New Orleans	L	90-98	22-7	11-17	33-24
58	2/12	@Dallas	L	101-114	22-7	11-18	33-25
59	2/15	ANAHEIM	W	142-10	23-7	11-18	34-25
60	2/16	@Dallas	L	112-116	23-7	11-19	34-26
61	2/17	KENTUCKY	W	116-106	24-7	11-19	35-26
62	2/18	@Pittsburgh	L	92-103	24-7	11-20	35-27
63	2/20	@Minnesota	L	117-119	24-7	11-21	35-28
64	2/21	@Indiana	L	110-123	24-7	11-22	35-29
65	2/23	@New Orleans	W	108-102	24-7	12-22	36-29
66	2/24	NEW JERSEY	W	110-108	25-7	12-22	37-29
67	2/26	HOUSTON	W	115-92	26-7	12-22	38-29
68	3/3	@Oakland	W	115-95	26-7	13-22	39-29
69	3/4	DALLAS	W	108-98	27-7	13-22	40-29
70	3/6	MINNESOTA	W	102-100	28-7	13-22	41-29
71	3/9	@Kentucky at Louis	L	102-107	28-7	13-23	41-30
72	3/11	DALLAS	W	119-105	29-7	13-23	42-30
73	3/12	OAKLAND	W	112-92	30-7	13-23	43-30
74	3/13	@New Jersey	L	87-96	30-7	13-24	43-31
75	3/15	@Minnesota	L	95-106	30-7	13-25	43-32
76	3/16	@Dallas	L	96-108	30-7	13-26	43-33
77	3/18	NEW ORLEANS	W	108-101	31-7	13-26	44-33
78	3/22	DALLAS	W	110-92	32-7	13-26	45-33

* Denotes number of overtime periods.

1968-69 SEASON



1968-69 GAME-BY-GAME RESULTS

NO.	DATE	OPPONENT	W-L	SCORE	HOME	ROAD	TOTAL
1	10/29	@New York	L	89-108	0-0	0-1	0-1
2	10/30	@Kentucky	L	100-123	0-0	0-2	0-2
3	10/31	@Indiana	L	100-122	0-0	0-3	0-3
4	11/2	@Oakland	L	106-120*	0-0	0-4	0-4
5	11/6	INDIANA	W	109-107	1-0	0-4	1-4
6	11/7	DALLAS	W	98-95	2-0	0-4	2-4
7	11/12	OAKLAND	W	134-127	3-0	0-4	3-4
8	11/14	HOUSTON	W	105-89	4-0	0-4	4-4
9	11/16	@Dallas	L	95-110	4-0	0-5	4-5
10	11/19	@Minnesota	W	126-121	4-0	1-5	5-5
11	11/20	@Kentucky	L	101-109	4-0	1-6	5-6
12	11/21	OAKLAND	L	114-125	4-1	1-6	5-7
13	11/26	@Dallas	W	115-109	4-1	2-6	6-7
14	11/27	HOUSTON	W	126-107	5-1	2-6	7-7
15	11/29	@New Orleans	L	128-131	5-1	2-7	7-8
16	11/30	@Miami	W	129-122	5-1	3-7	8-8
17	12/1	@Houston	L	106-108	5-1	3-8	8-9
18	12/3	NEW YORK	W	127-108	6-1	3-8	9-9
19	12/5	MINNESOTA	W	119-118	7-1	3-8	10-9
20	12/8	MIAMI	W	121-113	8-1	3-8	11-9
21	12/10	DALLAS	L	101-107	8-2	3-8	11-10
22	12/13	NEW ORLEANS	W	127-108	9-2	3-8	12-10
23	12/15	LOS ANGELES	W	113-110*	10-2	3-8	13-10
24	12/18	@Houston	W	111-102*	10-2	4-8	14-10
25	12/19	KENTUCKY	W	116-95	11-2	4-8	15-10
26	12/21	@Los Angeles	L	119-124	11-2	4-9	15-11
27	12/22	NEW ORLEANS	W	122-96	12-2	4-9	16-11
28	12/25	@New York	W	129-110	13-2	4-9	17-11
29	12/28	LOS ANGELES	W	127-112	14-2	4-9	18-11
30	12/29	DALLAS	W	102-92	15-2	4-9	19-11
31	1/2	HOUSTON	W	120-102	16-2	4-9	20-11
32	1/4	DALLAS	W	115-90	17-2	4-9	21-11
33	1/5	@Minnesota	L	111-120	17-2	4-10	21-12
34	1/8	@Los Angeles	L	112-117	17-2	4-11	21-13
35	1/9	@Oakland	L	115-136	17-2	4-12	21-14
36	1/11	@Oakland	L	105-108	17-2	4-13	21-15
37	1/12	HOUSTON	W	124-117	18-2	4-13	22-15
38	1/15	@New Orleans at Jacks.	W	112-107	18-2	5-13	23-15
39	1/16	@New Orleans	L	106-136	18-2	5-14	23-16
40	1/17	LOS ANGELES	W	120-102	19-2	5-14	24-16
41	1/19	DALLAS	W	111-88	20-2	5-14	25-16
42	1/22	NEW YORK	W	124-103	21-2	5-14	26-16
43	1/24	LOS ANGELES	L	120-128	21-2	5-15	26-17
44	1/25	@Indiana	L	122-131	21-2	5-16	26-18
45	1/26	@Miami	L	97-108	21-2	5-17	26-19
46	1/29	INDIANA	W	131-128	22-2	5-17	27-19
47	1/30	NEW YORK	W	128-103	23-2	5-17	28-19
48	2/1	@Oakland	L	114-124	23-2	5-18	28-20
49	2/2	@Oakland	W	119-105	23-2	6-18	29-20
50	2/4	MINNESOTA	L	99-112	23-2	6-19	29-21
51	2/5	@Indiana	L	109-125	23-2	6-20	29-22
52	2/7	@Minnesota	W	110-106	23-2	7-20	30-22
53	2/8	@New York	W	119-115	23-2	8-20	31-22
54	2/11	MIAMI	W	108-98	24-2	8-20	32-22
55	2/14	INDIANA	W	112-103	25-2	8-20	33-22
56	2/16	NEW ORLEANS	W	105-94	26-2	8-20	34-22
57	2/18	OAKLAND	L	116-118*	26-2	8-21	34-23
58	2/23	MIAMI	L	106-109	26-3	8-21	34-24
59	2/25	NEW ORLEANS	L	106-121	26-4	8-21	34-25
60	2/26	@Houston	W	122-136	26-4	8-22	34-26
61	2/27	@Los Angeles	L	115-101	26-4	9-22	35-26
62	3/2	NEW ORLEANS	W	147-120	27-4	9-22	36-26
63	3/4	MINNESOTA	W	126-120	28-4	9-22	37-26
64	3/6	KENTUCKY	W	123-114	29-4	9-22	38-26
65	3/8	@Dallas	L	111-121	29-4	9-23	38-27
66	3/9	LOS ANGELES	W	118-103	30-4	9-23	39-27
67	3/12	@Los Angeles	L	122-125*	30-4	9-24	39-28
68	3/13	@Los Angeles	L	119-142	30-4	9-25	39-29
69	3/16	OAKLAND	W	131-119	31-4	9-25	40-29
70	3/18	@Miami	W	123-119	31-4	10-25	41-29
71	3/19	@Kentucky	L	106-131	31-4	10-26	41-30
72	3/21	HOUSTON	W	133-123	32-4	10-26	42-30
73	3/22	@Dallas	L	99-127	32-4	10-27	42-31
74	3/24	@Houston	L	115-124	32-4	10-28	42-32
75	3/25	@New Orleans	W	100-112	32-4	10-29	42-33
76	3/28	@Dallas	L	123-134	32-4	10-30	42-34
77	3/29	HOUSTON	L	121-99	33-4	10-30	43-34
78	4/1	KENTUCKY	W	94-90	34-4	10-30	44-34

* Denotes number of overtime periods.



1969-70 GAME-BY-GAME RESULTS

NO.	DATE	OPPONENT	W-L	SCORE	HOME	ROAD	TOTAL
1	10/19	NEW ORLEANS	L	103-109	0-1	0-0	0-1
2	10/21	@Dallas	L	108-120	0-1	0-1	0-2
3	10/22	@Indiana	L	102-117	0-1	0-2	0-3
4	10/24	@New York	L	91-97	0-1	0-3	0-4
5	10/25	@Washington	L	82-99	0-1	0-4	0-5
6	10/26	PITTSBURGH	L	105-127	0-2	0-4	0-6
7	10/28	@Los Angeles	L	118-126	0-2	0-5	0-7
8	10/31	WASHINGTON	W	116-106	1-2	0-5	1-7
9	11/1	LOS ANGELES	W	121-88	2-2	0-5	2-7
10	11/5	@New Orleans	L	105-119	2-2	0-6	2-8
11	11/6	@Kentucky	L	119-145	2-2	0-7	2-9
12	11/7	@Carolina	L	104-105	2-2	0-8	2-10
13	11/8	@Indiana	L	96-99	2-2	0-9	2-11
14	11/12	@Pittsburgh	W	125-114	2-2	1-9	3-11
15	11/13	@Kentucky	L	104-109*	2-2	1-10	3-12
16	11/14	NEW YORK	W	100-83	3-2	1-10	4-12
17	11/16	DALLAS	W	89-87	4-2	1-10	5-12
18	11/18	INDIANA	L	105-108	4-3	1-10	5-13
19	11/21	@Dallas	W	103-100	4-3	2-10	6-13
20	11/21	@New Orleans	L	105-109	4-3	2-11	6-14
21	11/28	@Dallas	W	109-103	4-3	3-11	7-14
22	11/29	@New Orleans	L	101-105**	4-3	3-12	7-15
23	11/30	@Miami	L	98-103	4-3	3-13	7-16
24	12/2	@Pittsburgh	W	127-101	4-3	4-13	8-16
25	12/3	@Washington	L	87-99	4-3	4-14	8-17
26	12/6	@Washington	W	108-97	4-3	5-14	9-17
27	12/7	@New York	L	96-102	4-3	5-15	9-18
28	12/8	@New Orleans	L	99-105*	4-3	5-16	9-19
29	12/11	WASHINGTON	L	113-126	4-4	5-16	9-20
30	12/14	@Los Angeles	W	122-101	4-4	6-16	10-20
31	12/18	NEW YORK	W	108-105*	5-4	6-16	11-20
32	12/19	@New Orleans	L	97-102	5-4	6-17	11-21
33	12/20	@Miami	W	123-114	5-4	7-17	12-21
34	12/23	DALLAS	W	102-96	6-4	7-17	13-21
35	12/26	MIAMI	W	141-122	7-4	7-17	14-21
36	12/28	KENTUCKY	W	135-112	8-4	7-17	15-21
37	12/30	LOS ANGELES	W	123-116	9-4	7-17	16-21
38	1/2	WASHINGTON	W	129-113	10-4	7-17	17-21
39	1/4	DALLAS	W	122-85	11-4	7-17	18-21
40	1/6	@Los Angeles at Fresno	W	120-112	11-4	8-17	19-21
41	1/7	@Washington at LA	W	129-118	11-4	9-17	20-21
42	1/9	LOS ANGELES	W	124-119	12-4	9-17	21-21
43	1/13	PITTSBURGH	W	138-122	13-4	9-17	22-21
44	1/15	DALLAS	W	126-123	14-4	9-17	23-21
45	1/18	CAROLINA	W	135-112	15-4	9-17	24-21
46	1/22	WASHINGTON	W	130-121	16-4	9-17	25-21
47	1/25	DALLAS	W	127-118	17-4	9-17	26-21
48	1/30	@New York	L	98-115	17-4	9-18	26-22
49	1/31	@Carolina	W	109-104	17-4	10-18	27-22
50	2/1	INDIANA	L	105-118	17-5	10-18	27-23
51	2/2	@Los Angeles at Witc.	W	115-113	17-5	11-18	28-23
52	2/3	@Washington at Albany	L	125-142	17-5	11-19	28-24
53	2/5	NEW ORLEANS	W	125-98	18-5	11-19	29-24
54	2/6	@Los Angeles	L	103-117	18-5	11-20	29-25
55	2/8	MIAMI	W	115-103	19-5	11-20	30-25
56	2/12	KENTUCKY	W	125-111	20-5	11-20	31-25
57	2/18	at Los Angeles	W	118-107	21-5	11-20	32-25
58	2/22	NEW ORLEANS	W	113-107	22-5	11-20	33-25
59	2/25	CAROLINA	W	120-110	23-5	11-20	34-25
60	2/27	INDIANA	W	132-100	24-5	11-20	35-25
61	3/1	WASHINGTON	W	137-128	25-5	11-20	36-25
62	3/3	@Dallas	L	130-142	25-5	11-21	36-26
63	3/4	@Los Angeles	L	122-135	25-5	11-22	36-27
64	3/5	PITTSBURGH	W	114-97	26-5	11-22	37-27
65	3/7	@Washington	L	128-144	26-5	11-23	37-28
66	3/8	NEW ORLEANS	W	108-103**	27-5	11-23	38-28
67	3/10	@Dallas	L	116-124	27-5	11-24	38-29
68	3/11	WASHINGTON	W	126-106	28-5	11-24	39-29
69	3/12	@New Orleans	L	105-113	28-5	11-25	39-30
70	3/13	@Carolina	W	103-98	28-5	12-25	40-30
71	3/15	@Miami	W	126-111	28-5	12-25	41-30
72	3/17	@Kentucky	L	110-119	28-5	13-26	41-31
73	3/18	@Indiana	W	128-112	28-5	14-26	42-31
74	3/19	@Pittsburgh	L	92-94	28-5	14-27	42-32
75	3/21	CAROLINA	W	128-105	29-5	14-27	43-32
76	3/27	NEW ORLEANS	W	113-110	30-5	14-27	44-32
77	3/28	@Dallas	W	126-150	30-5	14-28	44-33
78	3/31	LOS ANGELES	W	119-88	31-5	14-28	45-33
79	4/3	NEW YORK	W	105-102	32-5	14-28	46-33
80	4/5	KENTUCKY	W	112-88	33-5	14-28	47-33
81	4/8	DALLAS	W	152-113	34-5	14-28	48-33
82	4/10	MIAMI	W	145-141	35-5	14-28	49-33
83	4/12	NEW ORLEANS	W	132-123	36-5	14-28	50-33
84	4/15	LOS ANGELES	W	152-116	37-5	14-28	51-33

* Denotes number of overtime periods.

1970-71 SEASON



1970-71 GAME-BY-GAME RESULTS

NO.	DATE	OPPONENT	W-L	SCORE	HOME	ROAD	TOTAL
1	10/14	@Utah	L	99-134	0-0	0-1	0-1
2	10/16	@Indiana	L	103-115	0-0	0-2	0-2
3	10/17	@Kentucky	L	103-109	0-0	0-3	0-3
4	10/21	TEXAS	W	133-115	1-0	0-3	1-3
5	10/23	PITTSBURGH	L	123-127	1-1	0-3	1-4
6	10/25	INDIANA	W	122-116*	2-1	0-3	2-4
7	10/27	MEMPHIS	L	94-102	2-2	0-3	2-5
8	10/31	@Utah	L	113-122	2-2	0-4	2-6
9	11/1	UTAH	L	111-117	4-5	0-8	2-7
10	11/6	@Kentucky	L	114-131	2-3	0-5	2-8
11	11/7	@Virginia	L	133-138**	2-3	0-6	2-9
12	11/8	@New York	L	104-114	2-3	0-7	2-10
13	11/10	@Floridians	W	119-116	2-3	0-8	2-11
14	11/15	UTAH	W	110-107	3-3	0-8	3-11
15	11/18	INDIANA	L	114-119	3-4	0-8	3-12
16	11/20	NEW YORK	W	121-103	4-4	0-8	4-12
17	11/22	MEMPHIS	L	121-141	4-5	0-8	4-13
18	11/24	UTAH	L	102-115	4-6	0-8	4-14
19	11/25	@Kentucky	L	138-153	4-6	0-9	4-15
20	11/26	@Pittsburgh	W	130-124	4-6	1-9	5-15
21	11/29	@Indiana	W	107-130	4-6	1-10	5-16
22	11/30	@Memphis	W	103-93	4-6	2-10	6-16
23	12/3	VIRGINIA	W	124-111	5-6	2-10	7-16
24	12/4	@Texas	L	134-141	5-6	2-11	7-17
25	12/6	KENTUCKY	L	125-140	6-6	2-12	7-18
26	12/9	@Virginia at N.Y.	L	109-113	5-6	2-13	7-19
27	12/10	PITTSBURGH	W	131-109	6-6	2-13	8-19
28	12/11	@Memphis	L	100-102	6-6	2-14	8-20
29	12/15	CAROLINA	W	126-116	7-6	2-14	9-20
30	12/17	MEMPHIS	W	108-99	8-6	2-14	10-20
31	12/18	@Pittsburgh	L	121-143	8-6	2-15	10-21
32	12/19	@Carolina	L	124-128	8-6	2-16	10-22
33	12/22	FLORIDIANS	W	101-102	8-6	3-16	11-22
34	12/23	FLORIDIANS	W	109-102	9-6	3-16	12-22
35	12/26	VIRGINIA	L	120-122	9-7	3-16	12-23
36	12/29	INDIANA	W	116-106	10-7	3-16	13-23
37	12/30	CAROLINA	L	132-136	10-8	3-16	13-24
38	1/3	TEXAS	W	129-124*	11-8	3-16	14-24
39	1/5	UTAH	L	99-114	11-9	3-16	14-25
40	1/7	PITTSBURGH	L	115-131	11-10	3-16	14-26
41	1/8	@Texas	W	129-124*	11-10	4-16	15-26
42	1/10	CAROLINA	W	124-118	12-10	4-16	16-26
43	1/12	TEXAS	W	120-112	13-10	4-16	17-26
44	1/15	@Carolina	L	114-125	13-10	4-17	17-27
45	1/16	@Virginia	L	121-141	13-10	4-18	17-28
46	1/17	TEXAS	W	129-123	14-10	4-18	18-28
47	1/19	@Texas	L	127-148	14-10	4-19	18-29
48	1/20	@Memphis	L	103-120	14-10	4-20	18-30
49	1/21	INDIANA	L	106-118	14-11	4-20	18-31
50	1/24	KENTUCKY	W	119-116	15-11	4-20	19-31
51	1/27	@Utah	L	105-111	15-11	4-21	19-32
52	1/29	@Indiana	L	123-127	15-11	4-22	19-33
53	1/30	@Carolina	L	109-114	15-11	4-23	19-34
54	1/31	INDIANA	L	104-124	15-12	4-23	19-35
55	2/3	TEXAS	L	119-127	15-13	4-23	19-36
56	2/5	FLORIDIANS	W	132-120	16-13	4-23	20-36
57	2/6	@Pittsburgh	W	115-114	16-13	5-23	21-36
58	2/7	@Indiana	W	133-131*	16-13	6-23	22-36
59	2/10	MEMPHIS	L	106-123	16-14	6-23	22-37
60	2/12	KENTUCKY	L	138-142	16-15	6-23	22-38
61	2/14	NEW YORK	L	117-118	16-16	6-23	22-39
62	2/16	MEMPHIS	W	125-120	17-16	6-23	23-39
63	2/21	UTAH	L	107-120	17-17	6-23	23-40
64	2/23	@Utah	L	103-133	17-17	6-24	23-41
65	2/24	@Floridians	L	110-112	17-17	6-25	23-42
66	2/26	@Texas	W	142-120	17-17	7-25	24-42
67	2/27	@New York	L	115-122	17-17	7-26	24-43
68	2/28	@Memphis	W	118-111	17-17	8-26	25-43
69	3/3	@Utah	L	106-139	17-17	8-27	25-44
70	3/5	@Texas	L	153-158***	17-17	8-27	25-44
71	3/7	@Floridians	W	142-141*	17-17	10-27	27-44
72	3/9	@Texas	W	146-127	17-17	11-27	28-44
73	3/10	FLORIDIANS	L	113-116	17-18	11-27	28-45
74	3/12	@New York	L	127-132	17-18	11-28	28-46
75	3/14	@Indiana	L	121-131	17-18	11-29	28-47
76	3/16	MEMPHIS	L	118-127	17-19	11-29	28-48
77	3/18	UTAH	L	123-124	17-20	11-29	28-49
78	3/23	@Utah	L	117-124	17-20	11-30	28-50
79	3/24	@Memphis	L	118-132	17-20	11-31	28-51
80	3/25	INDIANA	L	110-129	17-21	11-31	28-52
81	3/27	TEXAS	W	120-118	18-21	11-31	29-52
82	3/28	@Indiana	L	126-146	18-21	11-32	29-53
83	3/30	VIRGINIA	W	129-119	19-21	11-32	30-53
84	3/31	NEW YORK	L	132-121	20-21	11-32	31-53
%	4/1	TEXAS	L	109-115			

* Denotes number of overtime periods. % Denotes Division Tiebreaker



1971-72 GAME-BY-GAME RESULTS

NO.	DATE	OPPONENT	W-L	SCORE	HOME	ROAD	TOTAL
1	10/13	@Utah	L	121-135	0-0	0-1	0-1
2	10/15	@Indiana	L	104-115	0-0	0-2	0-2
3	10/16	@Pittsburgh	L	136-140*	0-0	0-3	0-3
4	10/19	INDIANA	L	117-122	0-1	0-3	0-4
5	10/23	NEW YORK	W	100-96	1-1	0-3	1-4
6	10/26	MEMPHIS	W	115-100	2-1	0-3	2-4
7	10/29	DALLAS	W	119-111	3-1	0-3	3-4
8	10/30	@Kentucky at Louisville	L	105-133	3-1	0-4	3-5
9	10/31	@Memphis	L	106-117	3-1	0-5	3-6
11	11/2	PITTSBURGH	W	133-114	4-1	0-5	4-6
12	11/9	@Kentucky at Ind.	L	98-106	4-1	0-6	4-7
13	11/11	UTAH	L	106-112	4-2	0-6	4-8
14	11/13	DALLAS	L	92-97	4-3	0-6	4-9
15	11/16	INDIANA	W	111-108	5-3	0-6	5-9
16	11/17	@Carolina	L	101-113	5-3	0-7	5-10
17	11/19	@Virginia	W	115-113	5-3	1-7	6-10
18	11/20	FLORIDIANS	W	117-97	6-3	1-7	7-10
19	11/23	@Dallas	L	101-104	6-3	1-8	7-11
20	11/24	@FLORIDIANS	L	129-133**	6-3	1-9	7-12
21	11/26	@Indiana	L	98-110	6-3	1-10	7-13
22	11/27	MEMPHIS	W	128-109	7-3	1-10	8-13
23	11/30	DALLAS	W	106-91	8-3	1-10	9-13
24	12/4	KENTUCKY	L	106-109	8-4	1-10	9-14
25	12/5	@Pittsburgh	W	118-114	9-4	1-10	10-14
26	12/7	@Floridians	L	105-107	9-4	1-11	10-15
27	12/8	@Memphis	L	91-109	9-4	1-12	10-16
28	12/10	@Utah at Logan	L	102-110	9-4	1-13	10-17
29	12/11	CAROLINA	W	130-125	10-4	1-13	11-17
30	12/14	NEW YORK	W	119-118	11-4	1-13	12-17
31	12/17	@Utah	L	109-136	11-4	1-14	12-18
32	12/18	@Memphis	L	94-103	11-4	1-15	12-19
33	12/21	INDIANA	W	113-109	12-4	1-15	13-19
34	12/23	@Indiana	L	101-104	12-4	1-16	13-20
35	12/28	PITTSBURGH	W	114-105	13-4	1-16	14-20
36	12/30	UTAH	L	98-103	13-5	1-16	14-21
37	12/31	@Memphis at Dallas	W	108-91	13-5	2-16	15-21
38	1/2	DALLAS	W	103-84	14-5	2-16	16-21
39	1/4	KENTUCKY	L	103-106	14-6	2-16	16-22
40	1/7	@New York	W	107-104	14-6	3-16	17-22
41	1/8	@Memphis at Jacks.	L	122-134	14-6	3-17	17-23
42	1/11	INDIANA	L	99-114	14-6	3-18	17-24
43	1/12	@Dallas	L	102-107	14-6	3-19	17-25
44	1/13	@Pittsburgh	L	116-118	14-6	3-20	17-26
45	1/15	@Virginia at Richmond	L	107-116	14-6	3-21	17-27
46	1/16	UTAH	W	110-102	15-6	3-21	18-27
47	1/19	DALLAS	W	116-92	16-6	3-21	19-27
48	1/21	@Memphis	W	110-98	16-6	4-21	20-27
49	1/22	@Dallas	L	93-94	16-6	4-22	20-28
50	1/23	VIRGINIA	W	130-123	17-6	4-22	21-28
51	1/27	@Dallas	L	98-99	17-6	4-23	21-29
52	2/1	CAROLINA	L	108-117	17-7	4-23	21-30
53	2/2	@Utah	W	122-116	18-7	4-23	22-30
54	2/4	@Dallas	L	102-118	18-7	4-24	22-31
55	2/5	@Kentucky at Louisville	L	106-117	18-7	4-25	22-32
56	2/8	INDIANA	W	115-107	19-7	4-25	23-32
57	2/8	MEMPHIS	W	136-124	20-7	4-25	24-32
58	2/9	@Virginia at Norfolk	L	111-124	20-7	4-26	24-33
59	2/11	@Carolina at W.S.	L	105-110	20-7	4-27	24-34
60	2/12	@Indiana	L	111-133	20-7	4-28	24-35
61	2/13	VIRGINIA	L	123-124	20-8	4-28	24-36
62	2/15	FLORIDIANS	L	124-125	20-9	4-28	24-37
63	2/20	PITTSBURGH	W	146-123	21-9	4-28	25-37
64	2/22	VIRGINIA	W	121-105	22-9	4-28	26-37
65	2/24	@Floridians	L	118-130	22-9	4-29	26-38
66	2/25	@New York	L	116-124	22-9	4-30	26-39
67	2/27	@Carolina at Grnsboro	W	113-105	22-9	5-30	27-39
68	3/1	FLORIDIANS	W	138-125	23-9	5-30	28-39
69	3/4	@Utah	L	130-136	23-9	5-31	28-40
70	3/5	MEMPHIS	W	137-129	24-9	5-31	29-40
71	3/7	UTAH	L	108-116	24-10	5-31	29-41
72	3/9	@Memphis	L	102-113	24-10	5-32	29-42
73	3/10	@Indiana	L	115-127	24-10	5-33	29-43
74	3/11	@New York	L	114-132	24-10	5-34	29-44
75	3/12	MEMPHIS	L	100-105	24-11	5-34	29-45
76	3/14	INDIANA	W	123-106	25-11	5-34	30-45
77	3/16	CAROLINA	W	131-121	26-11	5-34	31-45
78	3/17	@Dallas	W	91-87	26-11	6-34	32-45
79	3/19	@Utah	L	113-125	26-11	6-35	32-46
80	3/21	@Utah	L	120-132	26-11	6-36	32-47
81	3/22	@Dallas	L	98-105	26-11	6-37	32-48
82	3/24	@Indiana at Fort Wayne	W	93-92	26-11	7-37	33-48
83	3/25	@Kentucky at Louisville	L	117-134	26-11	7-38	33-49
84	3/26	NEW YORK	W	108-91	27-11	7-38	34-49
85	3/29	UTAH	L	109-112	27-12	7-38	34-50

* Denotes number of overtime periods.

DENVER IN THE ABA

1972-73 SEASON



1972-73 GAME-BY-GAME RESULTS

NO.	DATE	OPPONENT	W-L	SCORE	HOME	ROAD	TOTAL
1	10/12	@Utah	L	104-115	0-0	0-1	0-1
2	10/13	@San Diego	W	105-100	1-0	1-1	1-1
3	10/14	INDIANA	W	96-90	2-0	2-1	2-1
4	10/18	VIRGINIA	W	115-109	2-0	1-1	3-1
5	10/20	INDIANA	W	116-99	3-0	1-1	4-1
6	10/25	CAROLINA	L	112-118	3-1	1-1	4-2
7	10/26	@Virginia at Richmond	L	0-2	3-1	1-2	4-3
8	10/27	@New York	L	112-117	3-1	1-3	4-4
9	10/28	INDIANA	L	106-119	3-2	1-3	4-5
10	10/31	UTAH	L	116-103	4-2	1-3	5-5
11	11/1	@Utah	L	113-122	4-2	1-4	5-6
12	11/2	@Dallas	W	107-94	4-2	2-4	6-6
13	11/5	NEW YORK	W	137-107	5-2	2-4	7-6
14	11/8	VIRGINIA	L	111-116	5-3	2-4	7-7
15	11/11	MEMPHIS	W	114-111*	6-3	2-4	8-7
16	11/14	INDIANA	W	118-108	7-3	2-4	9-7
17	11/18	DALLAS	W	111-103	8-3	2-4	10-7
18	11/19	@San Diego	L	116-122*	8-3	2-5	10-8
19	11/21	UTAH	W	106-100	9-3	2-5	11-8
20	11/24	SAN DIEGO	W	130-111	10-3	2-5	12-8
21	11/29	KENTUCKY	L	113-114	10-4	2-5	12-9
22	11/30	@Utah	L	95-111	10-4	2-6	12-10
23	12/2	MEMPHIS	L	127-99	11-4	2-6	13-10
24	12/6	@Dallas	L	104-110	11-4	2-7	13-11
25	12/7	SAN DIEGO	W	108-89	12-4	2-7	14-11
26	12/8	@Carolina	L	104-107	12-4	2-8	14-12
27	12/9	@Virginia at Norfolk	L	98-101	12-4	2-9	14-13
28	12/12	@San Diego	W	110-103*	12-4	3-9	15-13
29	12/14	VIRGINIA	W	103-99	13-4	3-9	16-13
30	12/15	@Dallas	L	99-104	13-4	3-10	16-14
31	12/16	@Kentucky	L	110-117	13-4	3-11	16-15
32	12/17	@San Diego	L	104-113	13-4	3-12	16-16
33	12/19	DALLAS	W	137-115	14-4	3-12	17-16
34	12/21	NEW YORK	W	116-106	15-4	3-12	18-16
35	12/22	@Kentucky	L	116-128	15-4	3-13	18-17
36	12/26	@San Diego	W	103-101	15-4	4-13	19-17
37	12/27	VIRGINIA	W	115-113	16-4	4-13	20-17
38	12/30	NEW YORK	W	136-98	17-4	4-13	21-17
39	1/3	@Utah	L	108-130	17-4	4-14	21-18
40	1/4	DALLAS	W	125-111	18-4	4-14	22-18
41	1/7	CAROLINA	L	111-113	18-5	4-14	22-19
42	1/9	@San Diego	L	109-113	18-5	4-15	22-20
43	1/10	INDIANA	W	106-105	19-5	4-15	23-20
44	1/11	@San Diego at Dallas	W	113-109	19-5	5-15	24-20
45	1/12	@Indiana at Fort Wayne	L	128-119	19-5	6-15	25-20
46	1/13	@Indiana	W	113-100	19-5	6-16	25-21
47	1/17	@New York	L	92-102	19-5	6-17	25-22
48	1/18	@Virginia at Norfolk	L	110-116	19-5	6-18	25-23
49	1/19	@Carolina	L	113-117	19-5	6-19	25-24
50	1/21	KENTUCKY	L	111-118	19-6	6-19	25-25
51	1/23	@Utah	L	104-108	19-6	6-20	25-26
52	1/24	@Kentucky	W	98-87	19-6	7-20	26-26
53	1/26	@Memphis	L	107-114	19-6	7-21	26-27
54	1/28	NEW YORK	W	105-77	20-6	7-21	27-27
55	1/31	MEMPHIS	W	134-106	21-6	7-21	28-27
56	2/1	@Indiana	W	97-92	21-6	8-21	29-27
57	2/2	@Carolina	L	105-113	21-6	8-22	29-28
58	2/4	@Memphis	W	104-99	21-6	9-22	30-28
59	2/11	CAROLINA	L	117-108	22-6	9-22	31-28
60	2/12	@Utah	W	107-119	22-6	9-23	31-29
61	2/14	KENTUCKY	L	103-111	22-7	9-23	31-30
62	2/16	@Memphis at St. Paul	W	127-121	22-7	10-23	32-30
63	2/18	UTAH	W	109-90	23-7	10-23	33-30
64	2/21	SAN DIEGO	W	110-109	24-7	10-23	34-30
65	2/23	@Memphis	W	130-129	24-7	11-23	35-30
66	2/24	@Carolina at Charlotte	W	115-104	24-7	12-23	36-30
67	2/25	KENTUCKY	W	87-86	25-7	12-23	37-30
68	2/28	CAROLINA	L	96-104	25-8	12-23	37-31
69	3/2	@Indiana	L	105-114	25-8	12-24	37-32
70	3/3	@Dallas at Denton	W	124-106	25-8	13-24	38-32
71	3/4	UTAH	W	133-125	26-8	13-24	39-32
72	3/7	DALLAS	W	115-111	27-8	13-24	40-32
73	3/8	@New York	W	120-105	27-8	14-24	41-32
74	3/10	@Virginia at Hampton	L	103-106	27-8	14-25	41-33
75	3/11	@Kentucky	L	82-119	27-8	14-26	41-34
76	3/13	SAN DIEGO	W	114-96	28-8	14-26	42-34
77	3/17	@Dallas	L	107-124	28-8	14-27	42-35
78	3/18	DALLAS	W	122-105	29-8	14-27	43-35
79	3/20	@Memphis	W	113-97	29-8	15-27	44-35
80	3/21	@New York	W	115-101	29-8	16-27	45-35
81	3/23	INDIANA	W	101-92	30-8	16-27	46-35
82	3/24	@Indiana	L	94-116	30-8	16-28	46-36
83	3/25	DALLAS	W	114-106	31-8	16-28	47-36
84	3/27	UTAH	L	109-115	31-9	16-28	47-37

* Denotes number of overtime periods.



1973-74 GAME-BY-GAME RESULTS

NO.	DATE	OPPONENT	W-L	SCORE	HOME	ROAD	TOTAL
1	10/11	SAN DIEGO	W	135-111	1-0	0-0	1-0
2	10/12	@Kentucky at Lexington	L	100-111	1-0	0-1	1-1
3	10/13	@Virginia at Hampton	W	125-100	1-0	1-1	2-1
4	10/17	UTAH	W	112-97	2-0	1-1	3-1
5	10/19	@San Diego	W	113-100	2-0	2-1	4-1
6	10/24	@Indiana	L	89-98	2-0	2-2	4-2
7	10/26	@Carolina at Grnsboro	L	104-109*	2-0	2-3	4-3
8	10/27	@Kentucky at Louisville	L	87-90	2-0	2-4	4-4
9	10/31	NEW YORK	W	107-104	3-0	2-4	5-4
10	11/2	@Indiana	L	103-107*	3-0	2-5	5-5
11	11/3	@San Antonio	L	72-95	3-0	2-6	5-6
12	11/6	@San Diego	W	110-104	3-0	3-6	6-6
13	11/10	@San Antonio	W	88-78	3-0	4-6	7-6
14	11/13	INDIANA	W	127-109	4-0	4-6	8-6
15	11/16	@San Diego	W	130-126	4-0	5-6	9-6
16	11/17	MEMPHIS	W	112-102	5-0	5-6	10-6
17	11/20	CAROLINA	L	107-113	5-1	5-6	10-7
18	11/23	NEW YORK	L	86-128	5-2	5-6	10-8
19	11/24	@Carolina at Charlotte	W	127-122*	5-2	6-6	11-8
20	11/25	@Memphis	L	86-97	5-2	6-7	11-9
21	11/27	UTAH	L	91-103	5-3	6-7	11-10
22	11/29	@Indiana	W	127-111	5-3	7-7	12-10
23	11/30	@New York	L	102-123	5-3	7-8	12-11
24	12/1	SAN ANTONIO	W	107-86	6-3	7-8	13-11
25	12/5	SAN DIEGO	W	138-108	7-3	7-8	14-11
26	12/7	@San Antonio	L	94-116	7-3	7-9	14-12
27	12/8	UTAH	L	111-121	7-4	7-9	14-13
28	12/12	@Utah	L	112-123	7-4	7-10	14-14
29	12/15	KENTUCKY	L	114-120	7-5	7-10	14-15
30	12/19	SAN DIEGO	L	113-118	7-6	7-10	14-16
31	12/21	@Memphis	W	92-83	7-6	8-10	15-16
32	12/22	CAROLINA	W	113-108	8-6	8-10	16-16
33	12/26	@Virginia at Norfolk	L	113-118	8-6	8-11	16-17
34	12/27	@Kentucky at Cincinnati	W	105-100	8-6	9-11	17-17
35	12/29	INDIANA	L	108-114	8-7	9-11	17-18
36	1/2	SAN ANTONIO	W	110-108	9-7	9-11	18-18
37	1/3	@Indiana	L	97-100	9-7	10-16	18-19
38	1/4	@New York	L	92-109	9-7	9-13	18-20
39	1/5	SAN DIEGO	W	146-122	10-7	9-13	19-20
40	1/7	@Utah	L	108-116	10-7	9-14	19-21
41	1/9	VIRGINIA	W	119-103	11-7	9-14	20-21
42	1/11	@Carolina at Grnsboro	L	95-122	11-7	9-15	20-22
43	1/12	@Virginia at Norfolk	L	94-117	11-7	9-16	20-23
44	1/16	KENTUCKY	L	102-105	11-8	9-16	20-24
45	1/18	@San Diego	W	120-113	11-8	10-16	21-24
46	1/19	CAROLINA	W	120-110	12-8	10-16	22-24
47	1/23	MEMPHIS	W	106-99	13-8	10-16	23-24
48	1/26	UTAH	L	117-119	13-9	10-16	23-25
49	1/27	@San Antonio	L	87-93	13-9	10-17	23-26
50	2/2	VIRGINIA	W	138-120	14-9	10-17	24-26
51	2/3	INDIANA	L	102-111	14-10	10-17	24-27
52	2/5	SAN ANTONIO	W	82-79	15-10	10-17	25-27
53	2/7	MEMPHIS	W	105-94	16-10	10-17	26-27
54	2/8	@Kentucky at Cincinnati	L	105-106	16-10	10-18	26-28
55	2/9	@Indiana	W	102-97	16-10	11-18	27-28
56	2/10	SAN ANTONIO	L	90-99	16-11	11-18	27-29
57	2/12	VIRGINIA	W	125-112	17-11	11-18	28-29
58	2/13	KENTUCKY	L	115-119	17-12	11-18	28-30
59	2/15	@Memphis	L	98-102	17-12	11-19	28-31
60	2/16	@Indiana at Teh.	L	89-102	17-12	11-20	28-32
61	2/17	INDIANA	L	92-93	17-13	11-20	28-33
62	2/20	KENTUCKY	W	124-117	18-13	11-20	29-33
63	2/21	@Memphis	L	106-111	18-13	11-21	29-34
64	2/23	@Carolina at Raleigh	L	117-121	18-13	11-22	29-35
65	2/24	UTAH	W	103-91	19-13	11-22	30-35
66	2/27	INDIANA	W	118-114	20-13	11-22	31-35
67	2/28	@Utah	L	105-127	20-13	11-23	31-36
68	3/2	@San Antonio	L	104-113	20-13	11-24	31-37
69	3/3	SAN DIEGO	W	139-112	21-13	11-24	32-37
70	3/5	MEMPHIS	W	135-101	22-13	11-24	33-37
71	3/7	NEW YORK	L	100-114	22-14	11-24	33-38
72	3/8	@Utah	L	111-132	22-14	11-25	33-39
73	3/9	@San Diego	L	96-100	22-14	11-26	33-40
74	3/10	SAN DIEGO	L	99-114	22-15	11-26	33-41
75	3/13	SAN ANTONIO	L	108-111*	22-16	11-26	33-42
76	3/15	@New York	L	93-112	22-16	11-27	33-43
77	3/16	@Virginia at Norfolk	L	101-107	22-16	11-28	33-44
78	3/17	VIRGINIA	W	101-90	23-16	11-28	34-44
79	3/20	UTAH	L	107-111	23-17	11-28	34-45
80	3/22	@Utah	W	105-103	23-17	12-28	35-45
81	3/23	NEW YORK	L	100-112	23-18	12-28	35-46
82	3/24	CAROLINA	W	109-107	24-18	12-28	36-46
83	3/27	@New York	L	96-102	24-18	12-29	36-47
84	3/28	@San Antonio	W	96-92	24-18	13-29	37-47

* Denotes number of overtime periods.

1974-75 SEASON



1974-75 GAME-BY-GAME RESULTS

NO.	DATE	OPPONENT	W-L	SCORE	HOME	ROAD	TOTAL
1	10/18	@Kentucky	L	99-117	0-0	0-1	0-1
2	10/19	NEW YORK	W	111-103	1-0	0-1	1-1
3	10/23	@Utah	W	120-106	1-0	1-1	2-1
4	10/26	SAN DIEGO	W	137-101	2-0	1-1	3-1
5	10/29	NEW YORK	W	126-115	3-0	1-1	4-1
6	10/30	@Memphis	W	105-95	3-0	2-1	5-1
7	11/1	MEMPHIS	W	128-112	4-0	2-1	6-1
8	11/2	ST. LOUIS	W	138-106	5-0	2-1	7-1
9	11/5	UTAH	W	145-101	6-0	2-1	8-1
10	11/6	@Indiana	L	116-136	6-0	2-2	8-2
11	11/8	@St. Louis	L	121-132	6-0	2-3	8-3
12	11/9	VIRGINIA	W	130-108	7-0	2-3	9-3
13	11/10	SAN DIEGO	W	125-101	8-0	2-3	10-3
14	11/13	@San Diego	W	132-108	9-0	3-3	11-3
15	11/15	INDIANA	W	120-114	9-0	3-3	12-3
16	11/17	UTAH	W	114-91	10-0	3-3	13-3
17	11/20	@Indiana	W	117-106	10-0	4-3	14-3
18	11/22	@Virginia	W	115-110	10-0	5-3	15-3
19	11/23	@Virginia	L	122-110	10-0	6-3	16-3
20	11/24	@New York	L	90-99	10-0	6-4	16-4
21	11/26	@St. Louis	W	134-124*	10-0	7-4	17-4
22	11/27	@San Antonio	W	112-106	10-0	8-4	18-4
23	11/29	SAN ANTONIO	W	139-124	11-0	8-4	19-4
24	11/30	ST. LOUIS	W	128-109	12-0	8-4	20-4
25	12/4	@San Diego	W	114-110	12-0	9-4	21-4
26	12/5	@Utah	W	89-85	12-0	10-4	22-4
27	12/7	MEMPHIS	W	122-103	13-0	10-4	23-4
28	12/11	INDIANA	W	117-114	14-0	10-4	24-4
29	12/14	SAN DIEGO	W	121-114*	15-0	10-4	25-4
30	12/19	@Kentucky	L	107-125	15-0	10-5	25-5
31	12/20	@Virginia	W	143-123	15-0	11-5	26-5
32	12/21	SAN ANTONIO	W	119-104	16-0	11-5	27-5
33	12/26	UTAH	W	107-102	17-0	11-5	28-5
34	12/27	@San Diego	W	115-108	17-0	12-5	29-5
35	12/28	ST. LOUIS	W	128-121	18-0	12-5	30-5
36	12/29	SAN ANTONIO	W	124-121	19-0	12-5	31-5
37	1/3	INDIANA	W	120-111	20-0	12-5	32-5
38	1/5	UTAH	W	110-93	21-0	12-5	33-5
39	1/8	SAN ANTONIO	W	130-128	22-0	12-5	34-5
40	1/10	@Virginia	W	109-106*	22-0	13-5	35-5
41	1/11	@San Antonio	L	108-130	22-0	13-6	35-6
42	1/14	KENTUCKY	W	118-99	23-0	13-6	36-6
43	1/15	@San Diego	L	109-121	23-0	13-7	36-7
44	1/16	@Utah	W	115-104	23-0	14-7	37-7
45	1/18	MEMPHIS	W	126-104	24-0	14-7	38-7
46	1/19	@Kentucky	L	101-114	24-0	14-8	38-8
47	1/22	@Indiana	L	110-120	24-0	14-9	38-9
48	1/23	@San Antonio	W	127-117	24-0	15-9	39-9
49	1/24	@Utah	L	116-119*	24-0	15-10	39-10
50	1/25	VIRGINIA	W	119-99	25-0	15-10	40-10
51	1/30	@St. Louis	W	123-111	25-0	16-10	41-10
52	1/31	@New York	L	101-114	25-0	16-11	41-11
53	2/1	SAN DIEGO	W	128-111	26-0	16-11	42-11
54	2/2	@Memphis	L	103-120	26-0	16-12	42-12
55	2/5	@Indiana	W	123-113	26-0	17-12	43-12
56	2/7	@San Antonio	L	96-101	26-0	17-13	43-13
57	2/8	SAN ANTONIO	L	115-120	26-1	17-13	43-14
58	2/12	@San Diego	W	115-109	26-1	18-13	44-14
59	2/13	@Utah	W	116-112	26-1	19-13	45-14
60	2/15	KENTUCKY	W	109-107	27-1	19-13	46-14
61	2/16	NEW YORK	W	117-115*	28-1	19-13	47-14
62	2/19	@Utah	L	80-99	28-1	19-14	47-15
63	2/23	KENTUCKY	W	109-107	29-1	19-14	48-15
64	2/26	NEW YORK	W	148-114	30-1	19-14	49-15
65	2/28	@Memphis	L	105-109	30-1	19-15	49-16
66	3/1	INDIANA	L	109-124	30-2	19-15	49-17
67	3/2	@San Diego	W	133-117	30-2	20-15	50-17
68	3/4	MEMPHIS	W	133-116	31-2	20-15	51-17
69	3/6	@St. Louis	W	119-107	31-2	21-15	52-17
70	3/7	@San Antonio	W	100-95	31-2	22-15	53-17
71	3/8	SAN ANTONIO	W	155-144*	32-2	22-15	54-17
72	3/11	VIRGINIA	W	137-123	33-2	22-15	55-17
73	3/12	@Kentucky	L	103-108	33-2	22-16	55-18
74	3/14	@New York	W	102-95	33-2	23-16	56-18
75	3/16	KENTUCKY	W	128-125*	34-2	23-16	57-18
76	3/19	VIRGINIA	W	124-108	35-2	23-16	58-18
77	3/22	INDIANA	W	122-105	36-2	23-16	59-18
78	3/23	@New York	W	114-111	36-2	24-16	60-18
79	3/25	@Memphis	W	97-95	36-2	25-16	61-18
80	3/26	UTAH	W	121-109	37-2	25-16	62-18
81	3/29	ST. LOUIS	W	140-130	38-2	25-16	63-18
82	3/30	@Indiana	L	121-120	38-2	25-17	63-19
83	4/1	INDIANA	W	126-115	39-2	25-17	64-19
84	4/3	SAN DIEGO	W	148-121	40-2	25-17	65-19

* Denotes number of overtime periods.



1975-76 GAME-BY-GAME RESULTS

NO.	DATE	OPPONENT	W-L	SCORE	HOME	ROAD	TOTAL
1	10/24	@San Diego	W	120-108	0-0	1-0	1-0
2	10/25	ST. LOUIS	W	118-101	1-0	1-0	2-0
3	10/26	UTAH	W	122-117	2-0	1-0	3-0
4	10/31	@Indiana	L	99-111	2-0	1-1	3-1
5	11/2	@Kentucky	L	103-106	2-0	1-2	3-2
6	11/5	ST. LOUIS	W	111-98	3-0	1-2	4-2
7	11/6	@Utah	W	111-105	3-0	2-2	5-2
8	11/8	NEW YORK	W	128-121	4-0	2-2	6-2
9	11/11	INDIANA	W	126-117	5-0	2-2	7-2
10	11/14	KENTUCKY	W	117-111	6-0	2-2	8-2
11	11/19	@St. Louis	W	119-106	6-0	3-2	9-2
12	11/20	@Indiana	L	112-117	6-0	3-3	9-3
13	11/21	@New York	L	116-128	6-0	3-4	9-4
14	11/22	VIRGINIA	W	144-119	7-0	3-4	10-4
15	11/26	KENTUCKY	L	107-115	7-1	3-4	10-5
16	11/28	@San Antonio	W	140-136*	7-1	4-4	11-5
17	11/29	SAN ANTONIO	W	123-112	8-1	4-4	12-5
18	12/6	INDIANA	W	126-118	9-1	4-4	13-5
19	12/7	@New York	W	123-119	9-1	5-4	14-5
20	12/10	@St. Louis	W	146-137	9-1	6-4	15-5
21	12/11	@Virginia at Richmond	W	111-100	9-1	7-4	16-5
22	12/12	@Virginia at Halifax	W	110-107	9-1	8-4	17-5
23	12/15	@Virginia at Norfolk	W	131-110	9-1	9-4	18-5
24	12/17	NEW YORK	W	106-103	10-1	9-4	19-5
25	12/20	@San Antonio	L	121-132	10-1	9-5	19-6
26	12/21	INDIANA	W	122-117	11-1	9-5	20-6
27	12/26	SAN ANTONIO	L	106-117	11-2	9-5	20-7
28	12/27	NEW YORK	W	130-113	12-2	9-5	21-7
29	12/28	@Indiana	W	110-105	12-2	10-5	22-7
30	12/30	@St. Louis	L	104-106	12-2	10-6	22-8
31	12/31	KENTUCKY	W	141-137	13-2	10-6	23-8
32	1/2	INDIANA	W	137-125	14-2	10-6	24-8
33	1/3	ST. LOUIS	W	126-115	15-2	10-6	25-8
34	1/5	KENTUCKY	W	127-120	16-2	10-6	26-8
35	1/7	@San Antonio	L	118-121	16-2	10-7	26-9
36	1/9	VIRGINIA	W	155-128	17-2	10-7	27-9
37	1/12	SAN ANTONIO	W	139-122	18-2	10-7	28-9
38	1/13	NEW YORK	W	137-113	19-2	10-7	29-9
39	1/16	@Indiana	W	124-118	19-2	11-7	30-9
40	1/17	KENTUCKY	W	137-113	20-2	11-7	31-9
41	1/18	@Kentucky	L	117-119	20-2	11-8	31-10
42	1/20	@New York	L	123-134	20-2	11-9	31-11
43	1/23	SAN ANTONIO	W	131-123	21-2	11-9	32-11
44	1/30	VIRGINIA	W	136-117	22-2	11-9	33-11
45	1/31	VIRGINIA	W	123-117	23-2	11-9	34-11
46	2/1	@Kentucky	L	94-99	23-2	12-10	34-12
47	2/4	VIRGINIA	W	135-131*	24-2	11-10	35-12
48	2/6	ST. LOUIS	W	123-109	25-2	11-10	36-12
49	2/8	KENTUCKY	W	116-114	26-2	11-10	37-12
50	2/9	@New York	W	138-119	26-2	12-10	38-12
51	2/11	@San Antonio	W	137-133	26-2	13-10	39-12
52	2/14	NEW YORK	W	108-103*	27-2	13-10	40-12
53	2/15	@San Antonio	L	118-125	27-2	13-11	40-13
54	2/18	SAN ANTONIO	W	142-111	28-2	13-11	41-13
55	2/19	INDIANA	W	128-123	29-2	13-11	42-13
56	2/20	@Indiana	L	101-106	29-2	13-12	42-14
57	2/22	@New York	L	95-115	29-2	13-13	42-15
58	2/25	INDIANA	W	122-110	30-2	13-13	43-15
59	2/27	SAN ANTONIO	W	140-116	31-2	13-13	44-15
60	2/28	@San Antonio	L	122-134	31-2	13-14	44-16
61	2/29	@Kentucky	W	112-111	31-2	14-14	45-16
62	3/1	@Virginia	W	115-109	31-2	15-14	46-16
63	3/3	NEW YORK	W	121-100	32-2	15-14	47-16
64	3/5	ST. LOUIS	W	137-125	33-2	15-14	48-16
65	3/7	VIRGINIA	W	116-101	34-2	15-14	49-16
66	3/9	NEW YORK	W	128-112	35-2	15-14	50-16
67	3/10	@Indiana	L	119-129	35-2	15-15	50-17
68	3/11	@New York	L	136-141*	35-2	15-16	50-18
69	3/12	@St. Louis	L	97-101	35-2	15-17	50-19
70	3/16	ST. LOUIS	W	111-94	36-2	15-17	51-19
71	3/17	@Indiana	W	111-108	36-2	16-17	52-19
72	3/18	@New York	L	98-110	36-2	16-18	52-20
73	3/19	@Virginia	W	113-108	36-2	17-18	53-20
74	3/21	ST. LOUIS	W	131-115	37-2	17-18	54-20
75	3/23	@Kentucky	L	117-118*	37-2	17-19	54-21
76	3/24	SAN ANTONIO	L	122-135	37-3	17-19	54-22
77	3/26	INDIANA	W	138-120	38-3	17-19	55-22
78	3/27	@Virginia	W	124-123*	38-3	18-19	56-22
79	3/28	@Indiana	W	110-98	38-3	19-19	57-22
80	3/30	@St. Louis	W	133-112	38-3	20-19	58-22
81	3/31	@San Antonio	L	110-117	38-3	20-20	58-23
82	4/3	@San Antonio	L	121-129	38-3	20-21	58-24
83	4/4	INDIANA	W	140-134	39-3	20-21	59-24
84	4/7	@Kentucky	W	130-103	39-3	21-21	60-24

* Denotes number of overtime periods.

RECORD AGAINST ABA OPPONENTS



REGULAR SEASON

TEAM	SEASONS	HOME	ROAD	OVERALL	PCT
		W-L	W-L	W-L	
Anaheim Amigos	1	5-0	2-3	7-3	.700
Carolina Cougars	5	11-6	5-12	16-18	.471
Dallas Chaparrals	5	24-4	7-19	31-23	.574
Floridians	2	4-2	2-4	6-6	.500
Houston Mavericks	2	8-1	5-5	13-6	.684
Indiana Pacers	9	33-13	14-31	47-44	.516
Kentucky Colonels	9	20-12	4-30	24-42	.364
Los Angeles Stars	2	10-1	4-7	14-8	.634
Memphis Pros	3	9-5	9-9	18-14	.563
Memphis Sounds	1	4-0	2-2	6-2	.750
Memphis Tams	1	4-0	1-3	5-3	.625
Miami Floridians	2	5-1	4-2	9-3	.750
Minnesota Muskies	1	2-1	0-3	2-4	.333
Minnesota Pipers	1	2-1	2-1	4-2	.667
New Jersey Americans	1	3-0	2-1	5-1	.833
New Orleans Buccaneers	3	12-4	3-12	15-16	.484
New York Nets	8	27-5	9-21	36-26	.581
Oakland Oaks	2	6-3	4-6	10-9	.526
Pittsburgh Condors	2	4-2	3-3	7-5	.583
Pittsburgh Pipers	2	4-2	2-4	6-6	.500
San Antonio Spurs	3	13-5	7-12	20-17	.540
San Diego Conquistadors	3	13-2	13-5	26-7	.788
San Diego Sails	1	—	1-0	1-0	1.000
Spirits of St. Louis	2	11-0	6-31	7-3	.850
Texas Chaparrals	1	5-1	2-4	7-5	.583
Utah Stars	6	14-15	7-23	21-38	.356
Virginia Squires	6	21-3	12-12	33-15	.688
Washington Capitols	1	5-1	2-4	7-5	.583
TOTALS	9	279-90	134-241	413-331	.555

Anaheim moved to Los Angeles after the '67-68 season and then to Utah after the '69-70 season. Houston moved to Carolina after the '68-69 season and then to St. Louis after the '73-74 season. Dallas changed its name to the Texas Chaparrals for the '70-71 season and back to the Dallas Chaparrals after the '70-71 season, and moved to San Antonio after the '72-73 season. The Minnesota Muskies moved to Miami after the '67-68 season and became the Floridians after the '69-70 season. New Orleans moved to Memphis after the '69-70 season and changed the

nickname to the Tams for the '73-74 season and changed the nickname again to the Sounds for the '74-75 season. Pittsburgh moved to Minnesota and retained nickname after the '67-68 season and returned to Pittsburgh after the '68-69 season and changed nickname to Condors in '70-71. New Jersey moved to New York after the '67-68. Oakland moved to Washington after the '68-69 season and then to Virginia after the '69-70 season. The San Diego Conquistadors were an expansion team in '72-73 and changed nicknames to the Sails after the '74-75 season.

PLAYOFFS

TEAM	PLAYOFF SERIES	HOME	ROAD	OVERALL	PCT
		W-L	W-L	W-L	
Indiana Pacers	3	4-5	3-7	7-12	.368
Kentucky Colonels	1	3-1	1-2	4-3	.571
Los Angeles Stars	1	1-2	0-2	1-4	.200
New Orleans Buccaneers	1	2-0	0-3	2-3	.400
New York Nets	1	2-1	0-3	2-4	.333
Oakland Oaks	1	2-1	1-3	3-4	.429
Utah Stars	1	3-0	1-2	4-2	.667
Washington Capitols	1	4-0	0-3	4-3	.571
TOTALS	10	21-10	6-25	27-35	.435

* The Denver Nuggets/Rockets advanced to the playoffs in seven of their nine seasons in the ABA.



ABA INDIV. HONORS & ALL-STAR INFORMATION

ABA INDIVIDUAL HONORS

ABA COACH OF THE YEAR

(Originated in 1967-68; selected by the media)

1969-70	Joe Belmont
1974-75	Larry Brown
1975-76	Larry Brown

ABA MOST VALUABLE PLAYER

(Originated in 1967-68; selected by ABA players)

1970	Spencer Haywood
------	-----------------

ABA ROOKIE OF THE YEAR

(Originated in 1967-68; selected by the media)

1970	Spencer Haywood
1976	David Thompson

ABA ALL-DEFENSIVE TEAMS

(Originated in 1972-73; selected by the coaches)

1973	Julius Keye
1974	Julius Keye
1975	Bobby Jones
1976	Bobby Jones

ALL-ABA TEAMS

1968-69	Larry Jones (1st Team)
1969-70	Spencer Haywood (1st Team)
1969-70	Larry Jones (1st Team)
1970-71	Larry Cannon (2nd Team)
1971-72	Ralph Simpson (2nd Team)
1972-73	Warren Jabali (1st Team)
1972-73	Ralph Simpson (2nd Team)
1974-75	Mack Calvin (1st Team)
1975-76	Ralph Simpson (1st Team)
1975-76	David Thompson (2nd Team)
1975-76	Bobby Jones (2nd Team)
1975-76	Dan Issel (2nd Team)

ABA ALL-ROOKIE TEAMS

(Originated in 1967-68; selected by the coaches)

1969	Walt Piatkowski
1970	Spencer Haywood
1974	Mike Green
1975	Bobby Jones
1976	David Thompson

ABA ALL-STAR GAME INDIVIDUAL HONORS

MOST VALUABLE PLAYER

1976	David Thompson
1973	Warren Jabali
1970	Spencer Haywood

NUGGETS/ROCKETS IN ABA ALL-STAR GAMES

PLAYER	TOTAL	CONSECUTIVE	FIRST	LAST
Ralph Simpson	5	5	1972	1976
Larry Jones	3	3	1968	1970
Byron Beck	2	-	1969	1976
Warren Jabali	2	2	1973	1974
Art Becker	1	-	1972	—
Mack Calvin	1	-	1975	—
Gus Gerard	1	-	1976	—
Mike Green	1	-	1975	—
Spencer Haywood	1	-	1970	—
Wayne Hightower	1	-	1969	—
Dan Issel	1	-	1976	—
Bobby Jones	1	-	1976	—
Julius Keye	1	-	1971	—
Claude Terry	1	-	1976	—
David Thompson	1	-	1976	—
Monte Towe	1	-	1976	—
Marvin Webster	1	-	1976	—
Chuck Williams	1	-	1976	—

NUGGETS ABA ALL-STAR COACHES

COACH	YEAR	RECORD	YEAR
Larry Brown	1	1-0	1976*

* The 1976 ABA All-Star Game was an ABA All-Star squad vs. the Western Division-leading Denver Nuggets team.

ABA YEAR-BY-YEAR PLAYOFF RESULTS



1967-68

RECORD: 45-33 PCT: .577 PLACE: 3RD

ABA FIRST ROUND (ELIMINATED 2-3)

3/26/68 @New Orleans 130, Denver 104
3/27/68 @New Orleans 105, Denver 93
3/30/68 @Denver 105, New Orleans 93
3/31/68 @Denver 108, New Orleans 100
4/3/68 @New Orleans 102, Denver 97

1968-69

RECORD: 44-34 PCT: .564 PLACE: 3RD

ABA FIRST ROUND (ELIMINATED 3-4)

4/5/69 @Oakland 125, Denver 99
4/6/69 Denver 122, @Oakland 119
4/8/69 Oakland 121, @Denver 99
4/10/69 @Denver 109, Oakland 108
4/12/69 @Oakland 128, Denver 118
4/13/69 @Denver 126, Oakland 115
4/16/69 @Oakland 115, Denver 102

1969-70

RECORD: 51-33 PCT: .607 PLACE: 1ST

ABA FIRST ROUND (WON 4-3)

4/18/70 @Denver 130, Washington 111
4/19/70 @Denver 143, Washington 133
4/20/70 @Washington 125, Denver 120
4/22/70 @Washington 131, Denver 114
4/23/70 @Denver 132, Washington 110
4/25/70 @Washington 116, Denver 111
4/28/70 @Denver 143, Washington 119

ABA WESTERN FINALS (ELIMINATED 1-4)

4/30/70 @Denver 123, Los Angeles 113 (OT)
5/1/70 Los Angeles 114, @Denver 105
5/4/70 @Los Angeles 119, Denver 113
5/5/70 @Los Angeles 114, Denver 110
5/9/70 Los Angeles 109, @Denver 107

1970-71 (NOT IN PLAYOFFS)

RECORD: 30-54 PCT: .357 PLACE: 4TH

NOT IN PLAYOFFS

1971-72

RECORD: 34-50 PCT: .405 PLACE: 4TH

ABA FIRST ROUND (ELIMINATED 3-4)

3/31/72 @Indiana 102, Denver 96
4/1/72 Denver 106, @Indiana 105
4/4/72 Indiana 122, @Denver 120
4/6/72 @Denver 112, Indiana 96
4/8/72 @Indiana 91, Denver 79
4/9/72 @Denver 106, Indiana 99
4/13/72 @Indiana 91, Denver 89

1972-73

RECORD: 47-37 PCT: .560 PLACE: 3RD

ABA FIRST ROUND (ELIMINATED 1-4)

3/31/73 @Indiana 114, Denver 91
4/1/73 @Indiana 106, Denver 98
4/3/73 @Denver 105, Indiana 94
4/5/73 Indiana 97, @Denver 95
4/7/73 @Indiana 121, Denver 107

1973-74 (NOT IN PLAYOFFS)

RECORD: 37-47 PCT: .440 PLACE: 4TH

NOT IN PLAYOFFS

1973-74

RECORD: 65-19 PCT: .774 PLACE: 1ST

ABA FIRST ROUND (WON 4-2)

4/6/75 @Denver 122, Utah 107
4/7/75 @Denver 126, Utah 120
4/11/75 @Utah 122, Denver 108
4/12/75 @Utah 132, Denver 110
4/14/75 @Denver 130, Utah 119
4/15/75 Denver 115, @Utah 113

ABA WESTERN FINALS (ELIMINATED 3-4)

4/20/75 @Denver 131, Indiana 128
4/22/75 Indiana 131, @Denver 124
4/24/75 @Indiana 118, Denver 112
4/25/75 Denver 126, @Indiana 109
4/27/75 Indiana 109, @Denver 90
4/30/75 Denver 101, @Indiana 90
5/3/75 Indiana 104, @Denver 96

1975-76

RECORD: 60-24 PCT: .714 PLACE: 1ST

ABA SEMIFINALS (WON 4-3)

4/15/76 @Denver 110, Kentucky 107
4/17/76 Kentucky 138, @Denver 110
4/19/76 @Kentucky 126, Denver 114
4/21/76 Denver 108, @Kentucky 106
4/22/76 @Denver 127, Kentucky 117
4/25/76 @Kentucky 119, Denver 115 (2OT)
4/28/76 @Denver 133, Kentucky 110

ABA CHAMPIONSHIP (ELIMINATED 2-4)

5/1/76 New York 120, @Denver 118
5/4/76 @Denver 127, New York 121
5/6/76 @New York 117, Denver 111
5/8/76 @New York 121, Denver 112
5/11/76 @Denver 118, New York 110
5/13/76 @New York 112, Denver 106

OVERALL ABA PLAYOFF RECORD:

27 WON, 35 LOST (.435)



CAREER ABA PLAYOFFS LEADERS

GAMES

Byron Beck	61
Ralph Simpson	38

POINTS

Byron Beck	840
Ralph Simpson	834

FIELD GOALS MADE

Byron Beck	343
Ralph Simpson	322

FIELD GOALS ATTEMPTED

Ralph Simpson	731
Byron Beck	728

FIELD GOAL PERCENTAGE

Bobby Jones	(.559/143-256)
David Thompson	(.536/127-237)

THREE-POINT FIELD GOALS

Jeff Congdon	18
Larry Jones	8

THREE-POINT FIELD GOALS ATTEMPTED

Jeff Congdon	60
Larry Jones	28

FREE THROWS MADE

Ralph Simpson	186
Byron Beck	152

FREE THROWS ATTEMPTED

Ralph Simpson	226
Byron Beck	186

FREE THROW PERCENTAGE

Larry Brown	(.958/23-24)
Mack Calvin	(.951/78-82)

OFFENSIVE REBOUNDS

Byron Beck	172
Dave Robisch	89

DEFENSIVE REBOUNDS

Byron Beck	308
Ralph Simpson	181

TOTAL REBOUNDS

Byron Beck	486
Dave Robisch	242

ASSISTS

Larry Jones	122
Ralph Simpson	112

BLOCKED SHOTS

Bobby Jones	32
Julius Keye	17

STEALS

Ralph Simpson	46
Bobby Jones	28



ROCKETS/NUGGETS ABA DRAFT HISTORY



1967

1. Walt Frazier, Southern Illinois
2. Neville Shedd, Texas Western
3. Bob Rule, Colorado State
4. Gary Keller, Florida
5. Byron Beck, Denver*
- Rick Dean, Syracuse
- Vaughn Harper, Syracuse
- Neil Heskin, Georgetown
- Dave Lattin, Texas Western
- John Morrison, Canisius*
- Neil Roberts, Brigham Young
- Bill Turner, Akron

1968

1. Tom Boerwinkle, Tennessee
2. Walt Piatkowski, Bowling Green*
3. Bill Hewitt, Southern California
5. Hal Booker, Cheyney State

Second Five Rounds:

- Harry Hollines, Denver
- Charley Parks, Idaho State
- Vernon Payne, Indiana
- Willie Rogers, Oklahoma*
- Glynn Saulters, N.E. Louisiana

Third Five Rounds:

- Ken Hall, Westminster Utah
- Melvin Jones, Albany State
- Julius Keye, Alcorn A&M*
- Mickey Smith, Memphis State
- Oscar Smith, Elizabeth City, NC

1969

1. Bob Presley, California
2. Bob Portman, Creighton
3. Isaiah King, Hiram Scott
4. Greg Wittman, Western Carolina
4. Jerry King, Louisville
5. Bob Tallent, George Washington
6. Elnardo Webster, St. Peters
7. Bill Justus, Tennessee
8. Larry Jeffries, Trinity
9. Harry Hall, Wyoming
10. Jim Healey, Rockhurst
11. Roy Hinton, Central (Ohio) State
12. Al Cueto, Tulsa

1970

1. Spencer Haywood, Detroit*
2. John Valley, UCLA
3. Greg Hyder, Eastern New Mexico
4. Rob St. Pierre, Hanover Ind.
5. Greg Daust, Missouri
5. Dan Hester, Louisiana State*
6. John Marren, Manhattan
6. Larry Mikan, Minnesota
7. Joe McBride, Augusta
8. Ron Becker, New Mexico
9. Jim Penix, Bowling Green
10. Mike Price, Illinois
11. Ken Warzynski, DePaul
12. Fred Taylor, Pan American

1971

1. Ralph Simpson, Michigan State*
1. Cliff Meely, Colorado
2. Marvin Roberts, Utah State*
3. Mike Newlin, Utah
4. Al Smith, Bradley*
5. Dave Robisch, Kansas*
6. William Graham, Kentucky
7. Ken Gardner, Utah
8. Tyrone Marionneau, Loyola (New Orleans)
9. Mike Childress, Colorado State
10. George Faerber, Purdue
11. John Ribock, South Carolina
12. Gary Brell, Marquette
13. Glen Richgels, Wisconsin
14. Jerry Hyder, Eastern New Mexico
15. David Hall, Kansas State
16. Richard Dixon, Loyola (California)
17. David Walls, Jackson State
18. Paul Botts, Central Michigan
19. Ron Smith, Wichita State
20. Bobby Jones, Drake

1972

1. Bud Stallworth, Kansas
2. Claude Terry, Stanford*
2. Paul Westphal, Southern California
4. Doug Collins, Illinois State
5. Dave Bustion, Denver*
6. Sam Sibert, Kentucky State
7. Ron Riley, Southern California
8. Ted Martiniuk, St. Peter's
9. Bernie Fryer, Brigham Young
10. Jerry Pender, Fresno State
11. Gary Stewart, Canisius
12. Mike Reid, California Riverside
13. John Burks, San Francisco
14. John Tschogl, California Santa Barbara
15. Leon Huff, Drake
16. Larry Morris, Tulsa
17. Dave Hullman, Arizona State
18. Harold Little, New Mexico
19. Andy Knowles, Louisiana Tech
20. John Belcher, Arkansas State

1973 SENIOR DRAFT

1. Ed Ratleff, Long Beach State
2. Steve Mitchell, Kansas State
3. Kevin Stacom, Providence
4. Pat McFarland, St. Joseph's*
5. Larry Farmer, UCLA
6. Martinez Denmon, Iowa State
7. James Brown, Harvard
8. Gary Rhodes, Colorado State
9. Connie Warren, Xavier
10. Jeff Dawson, Illinois

SPECIAL JANUARY DRAFT

1. Mike Bantom, St. Joseph's
2. Clyde Turner, Minnesota

UNDERCLASS DRAFT

1. Marvin Barnes, Providence
2. Dennis DuVal, Syracuse

1974


1. James Williams, Austin Peay
2. Frank Kendrick, Purdue
3. Mike Sojourner, Utah
4. Coniel Morman, Arizona
5. Bernard Hardin, New Mexico
6. Luther Burden, Utah
7. Eric Money, Arizona
8. Larry Fogle, Canisius
9. Tony Byers, Wake Forest
10. Roscoe Pondexter, Long Beach State

1975

1. Marvin Webster, Morgan State*
2. Bill Willoughby, Morrow (NJ) High School
3. Tom Kropp, Kearney State
4. Monte Towe, North Carolina State*
5. Bob Fleisher, Duke
6. Jimmy Moore, Utah
7. Charles Russell, Alabama
8. Mike Odemns, Western Kentucky
9. Owen Brown, Maryland

* Played for Denver



The cover features a black and white photograph of a city skyline at night, with several buildings illuminated. The Denver Nuggets logo is prominently displayed in the center, featuring a mountain peak above the word "DENVER" in a curved banner, and "NUGGETS" in large, bold, block letters below it. The word "RECORD BOOK" is written in a smaller, bold, sans-serif font at the bottom. The entire cover is overlaid with a repeating pattern of the Denver Nuggets logo and two thick white diagonal lines that create a sense of motion and depth.

DENVER
NUGGETS

RECORD BOOK



INDIVIDUAL REGULAR SEASON RECORDS

SEASONS

MOST SEASONS

11	Alex English, 1979-90
10	T.R. Dunn, 1980-88; '89-91
10	Dan Issel, 1975-85
10	Byron Beck, 1967-77
9	Bill Hanzlik, 1982-91

GAMES

MOST GAMES, CAREER

837	Alex English, 1979-90
802	Dan Issel, 1975-85
747	Byron Beck, 1967-77
734	T.R. Dunn, 1980-88; 89-91
593	Bill Hanzlik, 1982-91

MOST CONSECUTIVE GAMES, CAREER

387	Alex English, 11/26/80 - 4/13/85
295	Dikembe Mutombo, 11/7/92 - 2/15/96
269	Andre Miller, 10/29/03 - 06
256	T.R. Dunn, 10/10/80 - 11/18/83
247	Fat Lever, 11/24/85 - 12/2/88

MOST GAMES, SEASON

84	14 times, last by Dan Issel and Ralph Simpson (ABA), 1975-76
82	47 times, last by A. Afflalo and Nene, 2009-10

MINUTES

MOST MINUTES, CAREER

29,893	Alex English, 1979-90
25,200	Dan Issel, 1975-85
19,192	Byron Beck, 1967-77
18,747	Carmelo Anthony, 2003 - present
18,322	T.R. Dunn, 1980-88; '89-91

HIGHEST AVERAGE, MINUTES PER GAME, CAREER (MINIMUM 100 GAMES)

41.9	Allen Iverson, 2006-09
40.5	Larry Jones (ABA), 1967-70
37.5	Nick Van Exel, 1998-02
36.9	Dikembe Mutombo, 1991-96
36.5	Carmelo Anthony, 2003 - present

MOST MINUTES, SEASON (NBA ONLY)

3,424	Allen Iverson, 2007-08
3,100	Dikembe Mutombo, 1994-95
3,093	Alex English, 1980-81
3,085	Alex English, 1986-87
3,061	Fat Lever, 1987-88

MOST MINUTES, SEASON (ABA ONLY)

3,808	Spencer Haywood, 1969-70
3,634	Julius Keye, 1970-71
3,121	Ralph Simpson, 1975-76
3,101	David Thompson, 1975-76
3,097	Larry Cannon, 1970-71

MINUTES (CONT.)

HIGHEST AVERAGE, MINUTES PER GAME, SEASON (NBA ONLY)

42.4	Allen Iverson, 2006-07
41.8	Allen Iverson, 2007-08
38.7	Antonio McDyess, 1998-99
38.5	Mark Jackson, 1996-97
38.24	Carmelo Anthony, 2006-07
38.17	Carmelo Anthony, 2009-10

MOST MINUTES, ROOKIE, SEASON (NBA ONLY)

2,995	Carmelo Anthony, 2003-04
2,749	LaPhonso Ellis, 1992-93
2,716	Dikembe Mutombo, 1991-92

MOST MINUTES, GAME

63	Julius Keye (ABA) @ Dallas (30T), 3/5/71
57	Allen Iverson vs. Houston (20T), 12/20/07
56	Allen Iverson @ Seattle (20T), 4/6/08
56	M. Abdul-Rauf @ Phx. (30T), 11/15/95

MOST MINUTES, NON-OVERTIME GAME (NBA ONLY)

48	15 times, last by A. Iverson @ G.S., 4/10/08
----	--

COMPLETE GAMES

MOST COMPLETE GAMES, CAREER

6	Dale Ellis, 1994-97
3	Allen Iverson, 2006-09
3	Dikembe Mutombo, 1991-96
2	Antonio McDyess, 1995-97; '98-02
1	James Posey, 1999-03
1	Mark Jackson, 1996-97
1	Ervin Johnson, 1996-97

MOST COMPLETE GAMES, SEASON

6	Dale Ellis, 1996-97
3	Allen Iverson, 2007-08
3	Dikembe Mutombo, 1994-95
1	James Posey, 2002-03
1	Antonio McDyess, 1998-99
1	Mark Jackson, 1996-97
1	Ervin Johnson, 1996-97
1	Antonio McDyess, 1996-97

SCORING

MOST POINTS, CAREER

21,645	Alex English, 1979-90
16,589	Dan Issel, 1975-85
12,711	Carmelo Anthony, 2003 - present
11,992	David Thompson, 1975-82
10,130	Ralph Simpson, 1970-76; '77-78

HIGHEST AVERAGE, POINTS PER GAME, CAREER (MINIMUM 200 GAMES)

25.9	Alex English, 1979-90
25.4	Larry Jones (ABA), 1967-70
24.7	Carmelo Anthony, 2003 - present
24.1	David Thompson, 1975-82
23.3	Kiki Vandeweghe, 1980-84

INDIVIDUAL REGULAR SEASON RECORDS



SCORING (CONT.)

MOST POINTS, SEASON

2,519	Spencer Haywood (ABA), 1969-70
2,414	Alex English, 1985-86
2,345	Alex English, 1986-87
2,326	Alex English, 1982-83
2,295	Kiki Vandeweghe, 1983-84

HIGHEST AVERAGE, POINTS PER GAME, SEASON

30.0	Spencer Haywood (ABA), 1969-70
29.8	Alex English, 1985-86
29.4	Kiki Vandeweghe, 1983-84
28.9	Carmelo Anthony, 2006-07
28.6	Alex English, 1986-87

MOST POINTS, ROOKIE, SEASON (NBA ONLY)

1,725	Carmelo Anthony, 2003-04
1,205	LaPhonso Ellis, 1992-93
1,177	Dikembe Mutombo, 1991-92

HIGHEST AVG., POINTS PER GAME, ROOKIE, SEASON (NBA ONLY)

21.0	Carmelo Anthony, 2003-04
16.6	Dikembe Mutombo, 1991-92
14.7	LaPhonso Ellis, 1992-93

MOST SEASONS, 2,000 OR MORE POINTS

8	Alex English, 1981-89
3	David Thompson, 1975-78
2	Kiki Vandeweghe, 1982-84

MOST CONSECUTIVE SEASONS, 2,000 OR MORE PTS.

8	Alex English, 1981-89
3	David Thompson, 1975-78
2	Kiki Vandeweghe, 1982-84

MOST SEASONS, 1,000 OR MORE POINTS

10	Alex English, 1980-90
9	Dan Issel, 1975-84
7	Carmelo Anthony, 2003 - present
6	Fat Lever, 1984-90
6	Ralph Simpson, 1970-76

MOST CONSECUTIVE SEASONS, 1,000 OR MORE PTS.

10	Alex English, 1980-90
9	Dan Issel, 1975-84
7	Carmelo Anthony, 2003 - present
6	Fat Lever, 1984-90
6	Ralph Simpson, 1970-76

MOST POINTS, GAME

73	David Thompson @ Detroit, 4/9/78
54	Michael Adams vs. Mil. (OT), 3/23/91
54	Alex English vs. Houston, 11/19/85
51	Allen Iverson vs. L.A. Lakers, 12/5/07
51	Mahmoud Abdul-Rauf @ Utah, 12/7/95
51	Alex English @ Miami (2OT), 3/10/89
51	Kiki Vandeweghe vs. Detroit (3OT), 12/13/83

SCORING (CONT.)

MOST POINTS, ROOKIE, GAME

41	Carmelo Anthony vs. Seattle, 3/30/04
39	Carmelo Anthony vs. Portland, 2/2/04
39	Dikembe Mutombo @ Minnesota, 2/3/92

MOST GAMES, 50 OR MORE POINTS, CAREER

2	Kiki Vandeweghe, 1980-84
2	Alex English, 1979-90

MOST GAMES, 50 OR MORE POINTS, SEASON

2	Kiki Vandeweghe, 1983-84
---	--------------------------

MOST GAMES, 40 OR MORE POINTS, CAREER

33	Alex English, 1979-80
17	Carmelo Anthony, 2003 - present
17	David Thompson, 1975-82
11	Kiki Vandeweghe, 1980-84
6	Michael Adams, 1987-91

MOST GAMES, 40 OR MORE POINTS, SEASON

8	Alex English, 1985-86
8	Kiki Vandeweghe, 1983-84
7	Carmelo Anthony, 2009-10
6	Michael Adams, 1990-91
6	Alex English, 1986-87
6	David Thompson, 1977-78

MOST CONSECUTIVE GAMES, 40 OR MORE POINTS

2	Carmelo Anthony, 10/29/09 (41) - 11/1/09 (42)
2	Michael Adams, 1/29/91 (41) - 1/31/91 (45)
2	Alex English, 11/8/84 (45) - 11/10/84 (44)
2	Alex English, 12/23/82 (43) - 12/27/82 (41)
2	Kiki Vandeweghe, 12/30/82 (40) - 1/1/83 (49)

MOST GAMES, 30 OR MORE POINTS, CAREER

268	Alex English, 1979-90
146	Carmelo Anthony, 2003 - present
90	David Thompson, 1975-82
79	Kiki Vandeweghe, 1980-84
76	Dan Issel, 1975-85

MOST GAMES, 30 OR MORE POINTS, SEASON

43	Alex English, 1985-86
43	Kiki Vandeweghe, 1983-84
42	Alex English, 1986-87
38	Alex English, 1982-83
34	Carmelo Anthony, 2006-07
34	Alex English, 1984-85

MOST CONSECUTIVE GAMES, 30 OR MORE POINTS

6	Alex English, 11/13 - 11/24/82
6	Carmelo Anthony, 11/22 - 12/2/06
6	Carmelo Anthony, 11/8 - 11/18/06
5	Carmelo Anthony, 12/8 - 12/16/09
5	Michael Adams, 1/24 - 2/2/91
5	Alex English, 11/12 - 11/21/85
5	Kiki Vandeweghe, 12/30/82 - 1/5/83
5	David Thompson, 11/1 - 11/8/80



INDIVIDUAL REGULAR SEASON RECORDS

SCORING (CONT.)

MOST CONSECUTIVE GAMES, 10 OR MORE POINTS

224	Carmelo Anthony, 12/2/05 - 11/29/08
200	Alex English, 2/3/87 - 11/9/89
159	Alex English, 2/6/80 - 2/24/82
149	David Thompson, 12/23/76 - 11/14/78
125	Dan Issel, 3/18/81 - 1/14/83

MOST POINTS, ONE HALF

53	David Thompson @ Detroit (1st), 4/9/78
----	--

MOST POINTS, ONE QUARTER

33	Carmelo Anthony vs. Minnesota (3rd), 12/10/08
32	David Thompson @ Detroit (1st), 4/9/78

MOST POINTS, OVERTIME PERIOD

15	Earl Boykins @ Sea., 1/18/05
----	------------------------------

FIELD GOAL PERCENTAGE

HIGHEST FG PERCENTAGE, CAREER (MINIMUM 1,000 MADE)

.583	Bobby Jones (1,980-3,394), 1974-78
.554	Nene (2,021-3,649), 2002 - present
.541	Kiki Vandeweghe (2,671-4,937), 1980-84
.523	Dikembe Mutombo (1,824-3,489), 1991-96
.523	Calvin Natt (1,282-2,453), 1984-89

HIGHEST FG PERCENTAGE, SEASON (MINIMUM 350 MADE)

.604	Nene (428-709), 2008-09
.587	Nene (421-717), 2009-10
.580	Kiki Vandeweghe (895-1,603), 1983-84
.578	Bobby Jones (440-761), 1977-78
.570	Bobby Jones (501-879), 1976-77

HIGHEST FG PERCENTAGE, ROOKIE, SEASON (MINIMUM 200 MADE, NBA ONLY)

.519	Nene (321-619), 2002-03
.504	LaPhonso Ellis (483-958), 1992-93
.515	Ty Lawson (201-390), 2009-10
.493	Dikembe Mutombo (428-869), 1991-92
.490	Mark Alarie (217-443), 1986-87

MOST FIELD GOALS MADE, NONE MISSED, GAME

12	Nene vs. Utah, 1/25/09
12	Bobby Jones vs. Golden State, 3/15/78

MOST FIELD GOAL ATTEMPTS, NONE MADE, GAME

11	Yakhouba Diawara vs. Dallas, 12/31/06
11	Andre Miller @ LAC, 11/2/06
10	Nick Van Exel vs. Charlotte, 1/7/01
10	Mahmoud Abdul-Rauf vs. N.J., 1/31/91
10	Bobby Wilkerson vs. Milwaukee, 4/28/78

FIELD GOALS MADE

MOST FIELD GOALS, CAREER

8,953	Alex English, 1979-90
6,176	Dan Issel, 1975-85
4,552	Carmelo Anthony, 2003 - present
4,482	David Thompson, 1975-82
4,095	Ralph Simpson, 1970-76

FIELD GOALS MADE (CONT.)

MOST FIELD GOALS, SEASON

986	Spencer Haywood (ABA), 1969-70
965	Alex English, 1986-87
959	Alex English, 1982-83
951	Alex English, 1985-86
939	Alex English, 1984-85

MOST CONSECUTIVE GAMES, NO MISSES, SEASON

17	Bobby Jones, 12/21 - 12/23/76
----	-------------------------------

MOST FIELD GOALS, GAME

28	David Thompson @ Detroit, 4/9/78
----	----------------------------------

MOST FIELD GOALS, ONE HALF

20	David Thompson @ Detroit (1st), 4/9/78
----	--

MOST FIELD GOALS, ONE QUARTER

13	David Thompson @ Detroit (1st), 4/9/78
----	--

FIELD GOAL ATTEMPTS

MOST FIELD GOAL ATTEMPTS, CAREER

17,604	Alex English, 1979-90
12,183	Dan Issel, 1975-85
9,910	Carmelo Anthony, 2003 - present
8,822	Ralph Simpson, 1970-76; 77-78
8,751	David Thompson, 1975-82

MOST FIELD GOAL ATTEMPTS, SEASON

1,987	Spencer Haywood (ABA), 1969-70
1,920	Alex English, 1986-87
1,888	Alex English, 1985-86
1,881	Alex English, 1988-89
1,857	Alex English, 1982-83

MOST FIELD GOAL ATTEMPTS, GAME

38	David Thompson @ Detroit, 4/9/78
----	----------------------------------

3-POINT FG PERCENTAGE

HIGHEST THREE-POINT FG PERCENTAGE, CAREER (MINIMUM 150 MADE)

.388	Dale Ellis (448-1,155), 1994-97
.381	Chauncey Billups (409-1,073), 1998-00; '08 - present
.381	J.R. Smith (644-1,692), 2006 - present
.376	Voshon Lenard (346-921), 2000-02; 03-06
.376	Raef LaFrentz (198-526), 1998-02.

HIGHEST THREE-POINT FG PERCENTAGE, SEASON (MINIMUM 50 MADE)

.434	Arron Afflalo (108-249), 2009-10
.434	Raef LaFrentz (75-173), 2001-02
.425	Kenny Smith (51-120), 1996-97
.412	Dale Ellis (150-364), 1995-96
.410	Chauncey Billups (160-390), 2008-09

MOST THREE-POINT FGM, NONE MISSED, GAME

5	George McCloud @ Phoenix, 12/23/00
5	Anthony Goldwire vs. Orlando, 3/11/97
4	8 times, last by C. Billups @ Minn., 11/25/09

INDIVIDUAL REGULAR SEASON RECORDS



3-POINT FG PERCENTAGE (CONT.)

MOST THREE-POINT FGA, NONE MADE, GAME

8	Michael Adams vs. Indiana, 3/17/91
8	Michael Adams vs. Washington, 2/15/89
7	J.R. Smith vs. Sacramento, 2/1/10
7	Yakhouba Diawara vs. Sacramento, 12/22/06
7	Dale Ellis @ Minnesota, 3/7/97
7	Brooks Thompson @ Portland, 11/23/96

3-POINT FG MAKES

MOST THREE-POINT FIELD GOALS, CAREER

644	J.R. Smith, 2006 - present
630	Michael Adams, 1987-91
448	Dale Ellis, 1994-97
425	Nick Van Exel, 1998-02
409	Chauncey Billups, 1998-00; '08 - present

MOST THREE-POINT FIELD GOALS, SEASON

192	Dale Ellis, 1996-97
180	J.R. Smith, 2008-09
167	Michael Adams, 1990-91
166	Michael Adams, 1988-89
160	Chauncey Billups, 2008-09

MOST THREE-POINT FIELD GOALS, GAME

11	J.R. Smith vs. Sacramento, 4/13/09
10	J.R. Smith vs. Atlanta, 12/23/09
9	6 times, last by J.R. Smith @ Chicago, 2/22/08

MOST CONSECUTIVE GAMES, THREE-POINT FGM

79	Michael Adams, 1/28/88 - 1/23/89 (43 games in '87-88 and 36 games in '88-89)
----	---

MOST THREE-POINT FIELD GOALS MADE, ONE HALF

7	J.R. Smith @ Memphis, 3/24/08
7	J.R. Smith @ Chicago, 2/22/08
7	J.R. Smith vs. Miami, 12/8/06
7	Michael Adams vs. Milwaukee (2nd), 1/21/89
7	John Roche vs. Seattle (2nd), 1/9/82

MOST THREE-POINT FGM, ONE QUARTER

7	J.R. Smith @ Memphis (4th), 3/24/08
7	J.R. Smith @ Chicago (4th), 2/22/08
7	John Roche vs. Seattle (4th), 1/9/82
5	J.R. Smith vs. Sacramento (4th), 4/13/09
5	J.R. Smith vs. Miami (2nd), 12/8/06
5	Chauncey Billups vs. Houston (4th), 3/17/99

3-POINT FG ATTEMPTS

MOST THREE-POINT FIELD GOAL ATTEMPTS, CAREER

1,841	Michael Adams, 1987-91
1,692	J.R. Smith, 2006 - present
1,245	Nick Van Exel, 1998-02
1,194	Carmelo Anthony, 2003 - present
1,155	Dale Ellis, 1994-97

MOST THREE-POINT FIELD GOAL ATTEMPTS, SEASON

564	Michael Adams, 1990-91
528	Dale Ellis, 1996-97
467	J.R. Smith, 2009-10
466	Michael Adams, 1988-89
453	J.R. Smith, 2008-09

3-POINT FG ATTEMPTS (CONT.)

MOST THREE-POINT FIELD GOAL ATTEMPTS, GAME

20	Michael Adams @ L.A. Clippers, 4/12/91
----	--

MOST THREE-POINT FGA, ONE HALF

13	Michael Adams @ L.A. Clippers (2nd), 4/12/91
----	--

FREE THROW PERCENTAGE

HIGHEST FREE THROW PERCENTAGE, CAREER (MINIMUM 500 MADE)

.916	Mahmoud Abdul-Rauf (898-980), 1990-96
.909	Chauncey Billups (1,069-1,176), 1998-00; '08 - present
.899	Earl Boykins (692-770), 2003-07
.896	Walter Davis (550-614), 1988-92
.876	Mack Calvin (771-880), 1974-78

HIGHEST FREE THROW PERCENTAGE, SEASON (MINIMUM 140 MADE)

.956	Mahmoud Abdul-Rauf (219-229), 1993-94
.935	Mahmoud Abdul-Rauf (217-235), 1992-93
.930	Mahmoud Abdul-Rauf (146-157), 1995-96
.921	Earl Boykins (279-303), 2004-05
.91279	Chauncey Billups (157-172), 1998-99
.91266	Chauncey Billups (418-458), 2008-09

HIGHEST FT PERCENTAGE, ROOKIE SEASON (MINIMUM 90 MADE)

.832	Bryant Stith (99-119), 1992-93
.818	Kiki Vandeweghe (130-159), 1980-81
.814	Bobby Jackson (149-183), 1997-98
.800	James Posey (120-150), 1999-00

MOST FREE THROWS MADE, NONE MISSED, GAME

18	Dan Schayes vs. Houston, 4/15/88
17	Chauncey Billups vs. Milwaukee, 3/20/10
16	Bryant Stith vs. Portland, 12/5/96
16	Carmelo Anthony vs. Toronto, 11/17/04

FREE THROWS MADE

MOST FREE THROWS MADE, CAREER

4,214	Dan Issel, 1975-85
3,721	Alex English, 1979-90
3,239	Carmelo Anthony, 2003 - present
2,996	David Thompson, 1975-82
1,908	Ralph Simpson, 1970-76; '77-78

MOST FREE THROWS MADE, SEASON

645	Allen Iverson, 2007-08
573	Carmelo Anthony, 2005-06
546	Dan Issel, 1981-82
520	David Thompson, 1977-78
519	Dan Issel, 1980-81

MOST CONSECUTIVE FREE THROWS MADE

81	Mahmoud Abdul-Rauf, 3/15 - 11/16/93
----	-------------------------------------



INDIVIDUAL REGULAR SEASON RECORDS

FREE THROWS MADE (CONT.)

MOST FREE THROWS MADE, GAME

21	Larry Cannon (ABA) vs. Virginia, 12/26/70
20	David Thompson @ N.O. Jazz, 4/10/77
19	Carmelo Anthony vs. Houston, 12/16/09
19	Carmelo Anthony @ Chicago, 1/16/06
19	Carmelo Anthony @ Atlanta, 12/18/05

MOST FREE THROWS MADE, QUARTER

14	Johnny Newman vs. Boston (4th), 2/10/98
----	---

FREE THROWS ATTEMPTED

MOST FREE THROW ATTEMPTS, CAREER

5,277	Dan Issel, 1975-85
4,428	Alex English, 1979-90
4,045	Carmelo Anthony, 2003 - present
3,844	David Thompson, 1975-82
2,477	Ralph Simpson, 1970-76; '77-78

MOST FREE THROW ATTEMPTS, SEASON

797	Allen Iverson, 2007-08
709	Carmelo Anthony, 2005-06
684	Dan Issel, 1980-81
668	David Thompson, 1977-78
667	Dan Issel, 1979-80

MOST FREE THROW ATTEMPTS, GAME

27	Larry Cannon (ABA) vs. Virginia, 12/26/70
24	Carmelo Anthony @ Atlanta (OT), 12/18/05
23	Dan Issel vs. New Jersey, 1/31/80
23	George McGinnis vs. Phoenix, 10/25/78
22	Carmelo Anthony @ Washington, 11/22/05

MOST FREE THROW ATTEMPTS, QUARTER

16	Johnny Newman vs. Boston (4th), 2/10/98
----	---

REBOUNDS

MOST REBOUNDS, CAREER

6,630	Dan Issel, 1975-85
5,261	Byron Beck, 1967-77
4,811	Dikembe Mutombo, 1991-96
4,686	Alex English, 1979-90
4,547	Julius Keye, 1969-74

HIGHEST AVERAGE, REBOUNDS PER GAME, CAREER

12.3	Dikembe Mutombo (4,811/391), 1991-96
11.2	Julius Keye (4,547/406), 1969-74
11.1	Marcus Camby (4,117/372), 2002-08
9.0	Antonio McDyess (3,231/361), '95-97, '98-02
8.6	Bobby Jones (2,797/324), 1974-78

MOST REBOUNDS, SEASON

1,070	Dikembe Mutombo, 1992-93
1,037	Marcus Camby, 2007-08
1,029	Dikembe Mutombo, 1994-95
971	Dikembe Mutombo, 1993-94
941	Greg Anderson, 1991-92

MOST REBOUNDS, ROOKIE, SEASON (NBA ONLY)

871	Dikembe Mutombo, 1991-92
744	LaPhonso Ellis, 1992-93
572	Antonio McDyess, 1995-96

REBOUNDS (CONT.)

HIGHEST AVERAGE, REBOUNDS PER GAME, SEASON

13.1	Marcus Camby, 2007-08
13.0	Dikembe Mutombo, 1992-93
12.5	Dikembe Mutombo, 1994-95
12.3	Dikembe Mutombo, 1991-92
12.1	Antonio McDyess, 2000-01

MOST REBOUNDS, GAME

31	Dikembe Mutombo vs. Char. (2OT), 3/26/96
31	Spencer Haywood (ABA) vs. Ky., 11/13/69
26	Ervin Johnson @ Dallas, 4/19/97
26	Dikembe Mutombo @ LAL (OT), 11/11/94
25	Jerome Lane @ Houston, 4/21/91

MOST REBOUNDS, ROOKIE, GAME

22	Dikembe Mutombo vs Golden St., 12/26/91
21	Dikembe Mutombo @ Minnesota, 2/3/92
20	Dikembe Mutombo vs. Charlotte, 11/26/91
19	Dikembe Mutombo vs. Dallas, 2/14/92
19	Dikembe Mutombo @ Sacramento, 1/21/92

MOST REBOUNDS, ONE HALF

19	Spencer Haywood (ABA) vs Indiana, 2/1/70
18	Marcus Camby vs. Chi. (1st), 1/28/04
16	4 times, last by Marcus Camby vs. Ind. (2nd), 3/3/05

OFFENSIVE REBOUNDS

MOST OFFENSIVE REBOUNDS, CAREER

2,038	Alex English, 1979-90
1,989	Dan Issel, 1975-85
1,786	Byron Beck, 1967-77
1,514	Dikembe Mutombo, 1991-96
1,373	Julius Keye, 1969-74

MOST OFFENSIVE REBOUNDS, SEASON

344	Dikembe Mutombo, 1992-93
337	Greg Anderson, 1991-92
319	Dikembe Mutombo, 1994-95
316	Dikembe Mutombo, 1991-92
286	Dikembe Mutombo, 1993-94

MOST OFFENSIVE REBOUNDS, GAME

15	Spencer Haywood (ABA) @ Kentucky, 2/12/70
13	Dikembe Mutombo @ Minnesota, 2/3/92
13	Jerome Lane vs. San Antonio, 4/19/91
13	Jerome Lane @ Houston, 4/21/91

DEFENSIVE REBOUNDS

MOST DEFENSIVE REBOUNDS, CAREER

4,641	Dan Issel, 1975-85
3,478	Byron Beck, 1967-77
3,297	Dikembe Mutombo, 1991-96
3,174	Marcus Camby, 2002-08
3,147	Julius Keye, 1969-74

MOST DEFENSIVE REBOUNDS, SEASON

807	Marcus Camby, 2007-08
726	Dikembe Mutombo, 1992-93
710	Dikembe Mutombo, 1994-95
685	Dikembe Mutombo, 1993-94
682	Ervin Johnson, 1996-97

INDIVIDUAL REGULAR SEASON RECORDS



DEFENSIVE REBOUNDS (CONT.)

MOST DEFENSIVE REBOUNDS, GAME

26	Julius Keye (ABA) @ Pittsburgh, 2/6/71
23	Dikembe Mutombo vs. Charlotte (ZOT), 3/26/96
22	Ervin Johnson vs. Sacramento, 12/18/96
20	Marcus Camby vs. Atlanta, 1/23/08
20	Ervin Johnson @ Dallas, 4/19/97

ASSISTS

MOST ASSISTS, CAREER

3,679	Alex English, 1979-90
3,566	Fat Lever, 1984-90
2,181	Michael Adams, 1987-91
2,047	Nick Van Exel, 1998-02
2,005	Dan Issel, 1975-85

HIGHEST AVERAGE, ASSISTS PER GAME, CAREER

8.4	Nick Van Exel (2,047/245), 1998-02
7.5	Fat Lever (3,566/474), 1984-90
7.3	Andre Miller (1,953/269), 2003-06
7.17	Michael Adams (2,181/304), 1987-91
7.15	Allen Iverson (965/135), 2006-09

MOST ASSISTS, SEASON

714	Nick Van Exel, 1999-00
693	Michael Adams, 1990-91
674	Andre Miller, 2005-06
654	Fat Lever, 1986-87
641	Mark Jackson, 1996-97

MOST ASSISTS, ROOKIE, SEASON (NBA ONLY)

389	Jalen Rose, 1994-95
361	Rob Williams, 1982-83
317	Bobby Jackson, 1997-98

HIGHEST AVERAGE, ASSISTS PER GAME, SEASON (MINIMUM 50 GAMES)

12.3	Mark Jackson, 1996-97
10.5	Michael Adams, 1990-91
9.0	Nick Van Exel, 1999-00
8.5	Nick Van Exel, 2000-01
8.2	Andre Miller, 2005-06

MOST ASSISTS, GAME

23	Fat Lever @ Golden State, 4/21/89
23	Larry Brown (ABA) vs. Pittsburgh, 2/20/72
22	George McCloud @ Chicago, 3/26/01
22	Mark Jackson vs. New Jersey, 1/20/97

MOST ASSISTS, ROOKIE, GAME

16	Jalen Rose vs. Sacramento, 3/16/95
14	Bobby Jackson vs. Boston, 2/10/98
13	5 times, last by Jalen Rose vs. San Antonio, 4/16/95

MOST ASSISTS, ONE HALF

18	Larry Brown (ABA) vs. Pittsburgh, 2/20/72
16	Fat Lever @ Golden St. (2nd), 4/21/89
14	Mark Jackson vs. New Jersey (1st), 1/20/97

MOST ASSISTS, ONE QUARTER

12	Mark Jackson vs. New Jersey (1st), 1/20/97
----	--

PERSONAL FOULS

MOST PERSONAL FOULS, CAREER

2,304	Dan Issel, 1975-85
2,288	Alex English, 1979-90
2,267	Byron Beck, 1967-77
1,922	Dan Schayes, 1982-90
1,804	Bill Hanzlik, 1982-91

MOST PERSONAL FOULS, SEASON

323	Dan Schayes, 1987-88
321	George McGinnis, 1978-79
320	Dan Schayes, 1988-89
316	Antonio McDyess, 1999-00
315	Wayne Cooper, 1985-86

DISQUALIFICATIONS

MOST DISQUALIFICATIONS, CAREER

51	Byron Beck, 1967-77*
44	Dan Schayes, 1982-90
35	Blair Rasmussen, 1985-91
32	Dan Issel, 1975-85*
32	Antonio McDyess, 1995-97; '98-02

*ABA did not keep stat every year

MOST DISQUALIFICATIONS, SEASON

16	George McGinnis, 1978-79
15	Blair Rasmussen, 1990-91
12	Antonio McDyess, 1999-00
10	Blair Rasmussen, 1989-90
10	George McGinnis, 1979-80

STEALS

MOST STEALS, CAREER

1,167	Fat Lever, 1984-90
1,070	T.R. Dunn, 1980-88; 89-91
854	Alex English, 1979-90
798	Dan Issel, 1975-85
660	Bobby Jones, 1974-78

HIGHEST AVERAGE, STEALS PER GAME, CAREER

2.46	Fat Lever, 1984-90
2.08	Warren Jabali, 1972-74
2.04	Bobby Jones, 1974-78
1.98	Michael Adams, 1987-91
1.96	Roland Taylor, 1974-75; '76-77

MOST STEALS, SEASON

223	Fat Lever, 1987-88
202	Fat Lever, 1984-85
201	Fat Lever, 1986-87
195	Fat Lever, 1988-89
186	Bobby Jones, 1976-77

HIGHEST AVERAGE, STEALS PER GAME, SEASON

2.75	Fat Lever, 1988-89
2.72	Fat Lever, 1987-88
2.46	Fat Lever, 1984-85
2.45	Fat Lever, 1986-87
2.28	Fat Lever, 1985-86



INDIVIDUAL REGULAR SEASON RECORDS

STEALS (CONT.)

MOST STEALS, ROOKIE, SEASON (NBA ONLY)

154	Mark Macon, 1991-92
127	Nene, 2002-03
105	Bobby Jackson, 1997-98
98	James Posey, 1999-00

HIGHEST AVERAGE, SPG, ROOKIE, SEASON (NBA ONLY)

2.03	Mark Macon, 1991-92
------	---------------------

MOST STEALS, GAME

10	Fat Lever vs. Indiana, 3/9/85
----	-------------------------------

MOST STEALS, ONE HALF

8	Fat Lever vs. Indiana (2nd), 3/9/85
8	Rob Williams @ New Jersey, 2/17/83

MOST STEALS, ONE QUARTER

8	Fat Lever vs. Indiana (3rd), 3/9/85
---	-------------------------------------

BLOCKED SHOTS

MOST BLOCKED SHOTS, CAREER

1,486	Dikembe Mutombo, 1991-96
1,126	Marcus Camby, 2002-08
830	Wayne Cooper, 1984-89
625	Bobby Jones, 1974-78
622	Alex English, 1979-90

HIGHEST AVERAGE, BPG, CAREER

3.81	Dikembe Mutombo, 1991-96
3.03	Marcus Camby, 2002-08
2.77	Ervin Johnson, 1996-97
2.50	Raef LaFrentz, 1998-02
2.36	Wayne Cooper, 1984-89

MOST BLOCKED SHOTS, SEASON

336	Dikembe Mutombo, 1993-94
332	Dikembe Mutombo, 1995-96
321	Dikembe Mutombo, 1994-95
287	Dikembe Mutombo, 1992-93
285	Marcus Camby, 2007-08

HIGHEST AVERAGE, BPG, SEASON

4.49	Dikembe Mutombo, 1995-96
4.10	Dikembe Mutombo, 1993-94
3.91	Dikembe Mutombo, 1994-95
3.61	Marcus Camby, 2007-08
3.50	Dikembe Mutombo, 1992-93

MOST BLOCKED SHOTS, ROOKIE, SEASON

210	Dikembe Mutombo, 1991-92
114	Antonio McDyess, 1995-96
111	LaPhonso Ellis, 1992-93

MOST BLOCKED SHOTS, GAME

12	Dikembe Mutombo vs. LA Clippers, 4/18/93
12	Julius Keye, (ABA) vs. Virginia Squires, 12/14/72

TURNOVERS

MOST TURNOVERS, CAREER

2,263	Alex English, 1979-90
1,653	Ralph Simpson, 1970-76; '77-78
1,584	Carmelo Anthony, 2003 - present
1,481	Dan Issel, 1975-85
1,189	David Thompson, 1975-82

MOST TURNOVERS, SEASON

360	Ralph Simpson (ABA), 1975-76
346	George McGinnis, 1978-79
294	Bobby Wilkerson, 1977-78
263	Alex English, 1982-83
261	Alex English, 1981-82

MOST TURNOVERS, GAME

13	Warren Jabali (ABA) vs. Carolina, 11/20/70
10	Carmelo Anthony vs. Chicago, 11/21/06
10	Andre Miller @ Golden State, 1/17/05
10	Michael Adams, at Chicago, 3/18/91
10	Rob Williams, vs. Detroit, 3/25/83

DOUBLE-DOUBLES

MOST DOUBLE-DOUBLES, CAREER

227	Dikembe Mutombo, 1991-96
220	Dan Issel, 1975-85
198	Fat Lever, 1984-90
150	Antonio McDyess, 1995-97; '98-02
139	Marcus Camby, 2002-08

MOST DOUBLE-DOUBLES, SEASON

59	Dikembe Mutombo, 1992-93
51	Antonio McDyess, 2000-01
49	Dikembe Mutombo, 1991-92
47	George McGinnis, 1978-79
46	Fat Lever, 1986-87

TEAM REGULAR SEASON RECORDS



SCORING (NBA ONLY)

HIGHEST AVERAGE, POINTS PER GAME, SEASON

126.5	1981-82
123.7	1983-84
123.2	1982-83

LOWEST AVERAGE, POINTS PER GAME, SEASON

84.2	2002-03
89.0	1997-98
92.2	2001-02

MOST CONSECUTIVE GAMES, 100 OR MORE POINTS

136	1/21/81 - 12/8/82
74	12/2/86 - 11/20/87
67	12/5/84 - 10/29/85

MOST CONSECUTIVE GAMES, 100 OR MORE POINTS, SEASON

82	1981-82
66	1986-87
64	1984-85

MOST CONSECUTIVE GAMES, FEWER THAN 100 POINTS, SEASON

23	10/30 - 12/13/02
21	12/16/02 - 1/28/03
20	2/15 - 3/24/03
20	2/12 - 3/17/98

MOST POINTS, GAME

184	vs. Detroit (30T), 12/13/83
168	vs. Seattle, 3/16/08
163	vs. San Antonio, 1/11/84
162	vs. Portland, 2/13/80

FEWEST POINTS, GAME

53	@ Detroit, 11/16/02
58	@ Boston, 1/24/03
60	@ Indiana, 11/4/03

MOST POINTS, HALF

90	@ San Antonio (1st), 11/7/90
86	vs. Portland (1st), 11/20/86
84	vs. Seattle (2nd), 3/16/08
84	vs. Seattle (1st), 3/16/08

FEWEST POINTS, HALF

22	@ Philadelphia (1st), 12/16/02
22	@ San Antonio (1st), 11/27/02
22	@ Portland (1st), 4/16/97

MOST POINTS, QUARTER

51	vs. San Diego (3rd), 1/6/82
49	@ Portland (4th), 2/10/84
48	5 times, last vs. Seattle (1st), 3/16/08

FEWEST POINTS, QUARTER

3	@ San Antonio (1st), 11/27/02
7	3 times, last @ Indiana (3rd), 11/4/03

SCORING (NBA ONLY) (CONT.)

LARGEST MARGIN OF VICTORY, GAME

52	vs. Seattle, 3/16/08 (168-116)
46	vs. LA Clippers, 11/6/87 (139-93)
42	@ Seattle, 2/27/08 (138-96)

LARGEST MARGIN OF DEFEAT, GAME

48	@ Milwaukee, 3/26/80 (95-143)
47	@ Seattle, 1/15/91 (99-146)
45	@ Golden State, 11/7/81 (107-152)

OVERTIME

MOST POINTS, OVERTIME PERIOD

23	@ Phoenix, 12/23/96
21	@ Seattle, 1/18/05
19	@ LA Clippers, 10/31/08
19	@ LA Lakers, 11/11/94

MOST POINTS ALLOWED, OVERTIME PERIOD

21	@ New Jersey, 12/16/05
----	------------------------

FEWEST POINTS, OVERTIME PERIOD

0	vs. Charlotte, 1/13/97
4	@ Dallas, 12/30/89
4	vs. Seattle (2nd OT), 11/30/85

FEWEST POINTS ALLOWED, OVERTIME PERIOD

2	vs. Charlotte, 1/13/97
3	@ Memphis, 2/25/05

LARGEST MARGIN OF VICTORY, OVERTIME GAME

10	@ LA Clippers, 10/31/08 (113-103)
10	vs. Portland, 4/10/04 (110-100)
10	@ Phoenix (3OT), 11/15/95 (137-127)
9	@ Minnesota (2OT), 1/3/95 (108-99)

LARGEST MARGIN OF DEFEAT, OVERTIME GAME

9	@ New Jersey, 12/16/05 (106-115)
8	vs. Minnesota, 2/5/00 (97-105)
8	vs. Indiana, 2/7/90 (130-138)
8	vs. Seattle (2OT), 11/30/85 (123-131)
8	vs. Indiana, 3/2/82 (124-132)

FIELD GOAL PERCENTAGE

HIGHEST FIELD-GOAL PERCENTAGE, SEASON

.520	(3,980-7,656) 1981-82
.494	(3,951-7,999) 1982-83
.493	(3,935-7,983) 1983-84

LOWEST FIELD-GOAL PERCENTAGE, SEASON

.411	(2,689-6,544) 2002-03
.417	(2,677-6,412) 1997-98
.421	(1,681-3,989) 1998-99

HIGHEST FIELD-GOAL PERCENTAGE, GAME

.670	@ Seattle (59-88), 2/27/08
.667	@ New Jersey (46-69), 10/20/78
.663	vs. San Antonio (57-86), 1/2/77



TEAM REGULAR SEASON RECORDS

FIELD GOAL PCT. (CONT.)

LOWEST FIELD-GOAL PERCENTAGE, GAME

.263	@ Phoenix (20-76), 4/1/03
.274	@ Portland (20-73), 11/23/96
.284	@ Portland (21-74), 4/16/97

FIELD GOALS MADE

MOST FIELD GOALS, SEASON

3,980	1981-82
3,951	1982-83
3,935	1983-84

FEWEST FIELD GOALS, SEASON

1,681	1998-99
2,677	1997-98
2,689	2002-03

MOST FIELD GOALS, GAME

68	vs. Detroit (30T), 12/13/83
64	@ LA Lakers, 11/6/84
64	vs. Portland, 2/13/81

FEWEST FIELD GOALS, GAME

20	@ Phoenix, 4/1/03
20	@ Portland, 11/23/96
21	three times, last @ Det., 11/16/02

FIELD GOALS ATTEMPTED

MOST FIELD GOAL ATTEMPTS, SEASON

8,868	1990-91
8,140	1988-89
8,015	1989-90

FEWEST FIELD GOAL ATTEMPTS, SEASON

3,989	1998-99
6,412	1997-98
6,491	1994-95

MOST FIELD GOAL ATTEMPTS, GAME

130	vs. Golden State, 11/2/90
125	vs. San Antonio, 1/11/84
123	vs. Phoenix, 3/27/82
123	@ Chicago, 3/21/80

FEWEST FIELD GOAL ATTEMPTS, GAME

56	vs. New Jersey, 1/27/03
61	@ Portland, 10/29/09
61	@ Seattle, 1/3/03

3-POINT FG PERCENTAGE

HIGHEST THREE-POINT FIELD GOAL PERCENTAGE, SEASON

.372	(636-1,711) 1996-97
.371	(548-1,477) 2008-09
.359	(544-1,517) 2009-10

LOWEST THREE-POINT FIELD GOAL PERCENTAGE, SEASON

.190	(24-126) 1982-83
.207	(30-145) 1980-81
.233	(71-305) 1985-86

3-POINT FG PERCENTAGE (CONT.)

HIGHEST THREE-POINT FIELD GOAL PERCENTAGE, GAME (MIN. 5 ATT)

.750	@ San Antonio (9-12), 1/31/10
.750	vs. Memphis (6-8), 3/6/06
.714	vs. New Jersey (10-14), 4/14/99
.714	vs. Portland (5-7), 3/18/95

3-POINT FG MAKES

MOST THREE-POINT FIELD GOALS, SEASON

636	1996-97
569	2007-08
548	2008-09

FEWEST THREE-POINT FIELD GOALS, SEASON

24	1982-83
30	1980-81
64	1981-82

MOST THREE-POINT FIELD GOALS, GAME

16	@ Golden State, 2/25/10
16	vs. Seattle, 3/16/08
16	vs. Seattle, 1/15/01
16	@ Seattle, 3/20/97

FEWEST THREE-POINT FIELD GOALS, GAME

0	several times, last vs. Phoenix (0-14), 2/15/06
---	---

MOST THREE-POINT FIELD GOALS, ONE HALF

11	vs. Seattle (1st), 1/15/01
11	vs. Portland (1st), 4/7/97

3-POINT FG ATTEMPTS

MOST THREE-POINT FIELD GOAL ATTEMPTS, SEASON

1,711	1996-97
1,605	2007-08
1,517	2009-10

FEWEST THREE-POINT FIELD GOAL ATTEMPTS, SEASON

126	1982-83
145	1980-81
227	1981-82

MOST THREE-POINT FIELD GOAL ATTEMPTS, GAME

34	@ Memphis, 3/24/08
32	vs. Memphis, 4/12/10
32	vs. Phoenix, 2/15/99

FEWEST THREE-POINT FG ATTEMPTS, GAME

0	several times, last @ New Jersey, 11/30/91
---	--

FREE THROW PERCENTAGE

HIGHEST FREE THROW PERCENTAGE, SEASON

.818	1983-84 (2,200-2,690)
.808	1982-83 (2,179-2,696)
.804	1987-88 (1,841-2,289)

LOWEST FREE THROW PERCENTAGE, SEASON

.699	2002-03 (1,294-1,850)
.718	1993-94 (1,739-2,423)
.720	1978-79 (2,046-2,841)

TEAM REGULAR SEASON RECORDS



FREE THROW PERCENTAGE (CONT.)

MOST FREE THROWS MADE, NONE MISSED, GAME

24	vs. Philadelphia, 12/26/89
21	vs. Phoenix, 4/4/97
21	@ Houston, 1/22/90

LOWEST FREE THROW PERCENTAGE, GAME

.313	@ San Antonio, 4/18/07 (5-16)
.375	@ Portland, 11/2/02 (3-8)
.389	@ LA Lakers, 4/2/97 (7-18)

FREE THROWS MADE

MOST FREE THROWS MADE, SEASON

2,388	1980-81
2,371	1981-82
2,200	1983-84

FEWEST FREE THROWS MADE, SEASON

1,010	1998-99
1,306	2001-02
1,448	2000-01

MOST FREE THROWS MADE, GAME

51	@ San Diego, 10/29/83
51	vs. Atlanta, 1/13/81
49	@ New Orleans Jazz, 4/10/77

FEWEST FREE THROWS MADE, GAME

3	@ Portland, 11/2/02
4	5 times, last vs. Houston, 4/16/03

FREE THROWS ATTEMPTED

MOST FREE THROW ATTEMPTS, SEASON

3,051	1980-81
2,978	1981-82
2,841	1978-79

FEWEST FREE THROW ATTEMPTS, SEASON

1,325	1998-99
1,756	2001-02
1,850	2002-03

MOST FREE THROW ATTEMPTS, GAME

65	@ New Orleans Jazz, 4/10/77
63	vs. Phoenix, 2/19/81
60	vs. Milwaukee, 12/30/00
60	vs. Kansas City, 1/4/83

FEWEST FREE THROW ATTEMPTS, GAME

5	vs. Cleveland (OT), 1/16/97
6	@ Milwaukee, 1/25/03
6	@ Phoenix, 1/23/98
6	@ Cleveland, 12/20/89

REBOUNDS

MOST REBOUNDS, SEASON

4,050	1990-91
3,988	1976-77
3,913	1977-78

REBOUNDS (CONT.)

FEWEST REBOUNDS, SEASON

2,039	1998-99
3,197	1997-98
3,389	2005-06

MOST REBOUNDS, GAME

73	vs. Philadelphia, 1/5/91
68	@ Utah, 4/12/83
67	@ LA Lakers (OT), 11/11/94

FEWEST REBOUNDS, GAME

22	@ Detroit, 3/18/08
23	@ Utah, 2/1/06
23	vs. Orlando, 1/13/98

OFFENSIVE REBOUNDS

MOST OFFENSIVE REBOUNDS, SEASON

1,520	1990-91
1,350	1991-92
1,331	1984-85

FEWEST OFFENSIVE REBOUNDS, SEASON

647	1998-99
889	2009-10
903	2005-06

MOST OFFENSIVE REBOUNDS, GAME

33	vs. Philadelphia, 1/5/91
33	@ Atlanta, 2/26/85
33	vs. Washington, 11/23/76

FEWEST OFFENSIVE REBOUNDS, GAME

1	vs. Portland, 12/5/96
2	@ Cleveland, 3/25/07
2	vs. Miami, 1/18/04

DEFENSIVE REBOUNDS

MOST DEFENSIVE REBOUNDS, SEASON

2,736	1977-78
2,700	1976-77
2,698	2007-08

FEWEST DEFENSIVE REBOUNDS, SEASON

1,392	1998-99
2,157	1997-98
2,303	1984-85

MOST DEFENSIVE REBOUNDS, GAME

54	vs. New York Nets, 11/17/76
48	@ Indiana, 1/23/89
47	vs. Sacramento, 4/18/01
47	vs. Minnesota (OT), 2/5/00

FEWEST DEFENSIVE REBOUNDS, GAME

14	@ Chicago, 1/14/85
15	@ Portland, 2/15/98
16	5 times, last @ Cleveland, 12/14/02



TEAM REGULAR SEASON RECORDS

ASSISTS

MOST ASSISTS, SEASON

2,482	1983-84
2,336	1982-83
2,317	1986-87

FEWEST ASSISTS, SEASON

969	1998-99
1,553	1991-92
1,719	2009-10

MOST ASSISTS, GAME

52	@ Golden State, 4/21/89
47	vs. Sacramento, 12/2/87
46	vs. Detroit, 12/13/83

FEWEST ASSISTS, GAME

7	@ Houston, 1/27/10
7	@ Miami, 2/21/04
8	@ Houston, 11/24/28
8	vs. Dallas, 11/19/91

PERSONAL FOULS

MOST PERSONAL FOULS, SEASON

2,279	1983-84
2,235	1990-91
2,184	1986-87

FEWEST PERSONAL FOULS, SEASON

1,144	1998-99
1,731	2007-08
1,756	2006-07

MOST PERSONAL FOULS, GAME

44	at Phoenix, 12/26/83
42	@ Golden State, 4/22/95
42	@ LA Clippers, 1/14/87
42	@ New Orleans Jazz, 4/10/77

FEWEST PERSONAL FOULS, GAME

9	vs. Houston, 1/27/78
10	@ Cleveland, 3/25/07
11	@ Minnesota, 11/29/08
11	@ Minnesota, 1/13/06

DISQUALIFICATIONS

MOST DISQUALIFICATIONS, SEASON

48	1978-79
46	1990-91
31	1989-90

FEWEST DISQUALIFICATIONS, SEASON

6	2005-06
7	2004-05
10	2008-09

MOST DISQUALIFICATIONS, GAME

4	vs. Detroit (3OT), 12/13/83
4	@ Atlanta, 10/21/78

STEALS

MOST STEALS, SEASON

953	1976-77
894	1984-85
856	1990-91

FEWEST STEALS, SEASON

376	1998-99
503	1996-97
521	1995-96

MOST STEALS, GAME

20	@ L.A. Clippers, 12/16/88
20	vs. L.A. Clippers, 4/23/88
20	vs. Phoenix, 10/29/85
20	vs. New Jersey, 12/2/77
20	vs. Seattle, 1/21/77

FEWEST STEALS, GAME

0	@ Atlanta, 10/21/78
1	13 times, last vs. L.A. Lakers, 11/18/00

BLOCKED SHOTS

MOST BLOCKED SHOTS, SEASON

686	1993-94
618	1999-00
597	1995-96

FEWEST BLOCKED SHOTS, SEASON

275	1998-99
329	1989-90
352	1983-84
352	1982-83

MOST BLOCKED SHOTS, GAME

19	vs. New Jersey, 11/24/87
18	vs. LA Clippers, 4/5/94
16	6 times, last vs. Milwaukee, 11/19/03

FEWEST BLOCKED SHOTS, GAME

0	several times, last @ Houston, 12/16/08
---	---

TURNOVERS

MOST TURNOVERS, SEASON

2,011	1976-77
1,748	1977-78
1,666	1983-84

FEWEST TURNOVERS, SEASON

739	1998-99
1,136	2009-10
1,136	2000-01
1,136	1989-90

MOST TURNOVERS, GAME

38	vs. Phoenix, 10/24/80
38	@ Philadelphia (2OT), 3/9/77
38	@ Indiana, 3/16/77

FEWEST TURNOVERS, GAME

5	@ Cleveland, 2/18/10
5	@ Seattle, 2/26/87
6	12 times, last vs. New Jersey, 3/16/09

TEAM REGULAR SEASON RECORDS



TEAM DEFENSE - SCORING

FEWEST POINTS ALLOWED, GAME

67	vs. New Orleans, 11/29/04
68	vs. Portland, 11/4/05
70	vs. L.A. Clippers, 11/22/02
70	vs. Houston, 4/16/02
70	@ Chicago, 3/24/00

FEWEST POINTS ALLOWED PER GAME, SEASON

92.4	2002-03 (7,580/82)
96.1	2003-04 (7884/82)
97.5	2004-05 (7,995/82)

MOST POINTS ALLOWED PER GAME, SEASON

130.8	1990-91 (10,723/82)
126.0	1981-82 (10,328/82)
124.8	1983-84 (10,237/82)

TEAM DEF. - SCORING (CONT.)

MOST CONSECUTIVE GAMES, FEWER THAN 100 POINTS ALLOWED, SEASON

16	2002-03 (12/30 - 1/28)
12	2002-03 (11/7 - 11/29)
7	2003-04 (1/13 - 1/23)
7	1994-95 (3/3 - 3/14)

MOST CONSECUTIVE GAMES, 100 OR MORE POINTS ALLOWED, SEASON

82	1990-91 (entire season)
82	1981-82 (entire season)
73	1986-87 (10/31/86 - 3/31/87) Gms 1-73

TEAM DEF. - FG PERCENTAGE

LOWEST OPPONENT FG PERCENTAGE, SEASON

438	(3,065/7,000) 1993-94
440	(2,966-6,738) 2008-09
443	(2,696-6,087), 2002-03

HIGHEST OPPONENT FG PERCENTAGE, SEASON

524	(4,265/8,142) 1981-82
518	(4,016/7,747) 1983-84
5119	(4,076/7,962) 1990-91
5115	(3,775/7,379) 1984-85

TEAM DEFENSE - TURNOVERS

MOST TURNOVERS FORCED PER GAME, SEASON

23.7	(1,944/82) 1976-77
21.3	(1,744/82) 1984-85
21.2	(1,741/82) 1985-86

FEWEST TURNOVERS FORCED PER GAME, SEASON

12.9	(1,057/82) 1996-97
13.1	(1,075/82) 2000-01
13.8	(1,130/82) 1995-96



OPPONENTS NBA REGULAR SEASON RECORDS

INDIVIDUAL - SINGLE GAME

		PLAYER	TEAM	DATE
MINUTES PLAYED	58	Raja Bell	Phoenix Suns (30T)	1/10/06
	55	Doug Collins	at Philadelphia 76ers (30T)	3/9/77
	48	Non-overtime several times last by Monta Ellis	at Golden State Warriors	4/10/08
POINTS	55	Adrian Dantley	at Utah Jazz	2/6/81
FIELD GOALS MADE	24	Hakeem Olajuwon	at Houston Rockets	1/30/97
		Adrian Dantley	at Utah Jazz	2/6/81
FIELD GOALS ATTEMPTED	40	Hakeem Olajuwon George Gervin	at Houston Rockets at San Antonio Spurs	1/30/97 1/8/80
MOST FIELD GOALS MADE, NO MISSES	9	Dikembe Mutombo	at Philadelphia 76ers	2/18/02
3-POINT FIELD GOALS MADE	8	eight times last by Steve Nash	Phoenix Suns	3/31/08
3-POINT FIELD GOALS ATTEMPTED	17	Ray Allen	at Seattle SuperSonics	1/23/07
3-POINT FIELD GOALS MADE, NO MISSES	6	Stephen Curry	Golden State Warriors	1/5/10
FREE THROWS MADE	27	Adrian Dantley	at Utah Jazz	11/25/83
FREE THROWS ATTEMPTED	31	Adrian Dantley	at Utah Jazz	11/25/83
MOST FREE THROWS MADE, NO MISSES	15	Tom Owens	at Portland Trail Blazers	12/17/78
		James Silas	San Antonio Spurs	1/23/76
OFFENSIVE REBOUNDS	16	Charles Barkley	Philadelphia 76ers	3/20/87
DEFENSIVE REBOUNDS	25	Herb Williams	at Indiana Pacers	1/23/89
		Swen Nater	at San Diego Clippers	12/14/79
TOTAL REBOUNDS	32	Swen Nater	at San Diego Clippers	12/14/79
ASSISTS	30*	Scott Skiles	at Orlando Magic	12/30/90
TURNOVERS	12	Sleepy Floyd	at Golden State Warriors	10/25/85
		George McGinnis	Philadelphia 76ers	1/30/77
STEALS	9	Doug Christie	Toronto Raptors	2/25/97
		Rickey Green	Utah Jazz	11/10/82
BLOCKED SHOTS	12	Mark Eaton	Utah Jazz	2/5/83

*NBA Record

OPPONENTS NBA REGULAR SEASON RECORDS



TEAM - SINGLE GAME

		TEAM	DATE
MINUTES PLAYED	315	4 times, last at Phoenix Suns (3OT)	1/10/06
MOST POINTS - GAME	186* Non-overtime 173	Detroit Pistons (3OT) at Phoenix Suns	12/13/83 11/10/90
POINTS - HALF	107*	at Phoenix Suns (1st)	11/10/90
POINTS - QUARTER	57	at Phoenix Suns (2nd)	11/10/90
FEWEST POINTS	67	New Orleans Hornets	11/29/04
FIELD GOALS MADE	74*	Detroit Pistons (3OT)	12/13/83
FIELD GOALS ATTEMPTED	136	Detroit Pistons (3OT)	12/13/83
FIELD GOAL PERCENTAGE	.655 (55-84)	at Phoenix Suns	3/20/84
3-POINT FIELD GOALS MADE	20	at Phoenix Suns	1/7/08
3-POINT FIELD GOALS ATTEMPTED	37	Dallas Mavericks	2/29/96
FREE THROWS MADE	49	at Golden State Warriors at Seattle SuperSonics	3/21/91 11/9/93
FREE THROWS ATTEMPTED	66	at Utah Jazz	12/23/83
MOST FREE THROWS MADE, NO MISSES	27	Los Angeles Lakers	1/30/92
OFFENSIVE REBOUNDS	37	Kansas City Kings	1/4/83
DEFENSIVE REBOUNDS	52	at San Antonio Spurs	12/19/90
TOTAL REBOUNDS	75	at Indiana Pacers Kansas City Kings	11/28/86 1/4/83
ASSISTS	52	at Seattle SuperSonics	3/18/83
TURNOVERS	39	at Phoenix Suns	10/29/85
STEALS	22	Seattle SuperSonics	3/20/97
PERSONAL FOULS	46	Indiana Pacers	12/28/82
BLOCKED SHOTS	22	at New Jersey Nets	12/12/91

*NBA Record



NUGGETS & OPPONENTS ALL-TIME LOWS

POINTS (GAME)

DEN: 53 @ Detroit, 11/16/02
OPP: 67 by New Orleans, 11/29/04

POINTS (HALF)

DEN: 22 three times, last @ Philadelphia, 12/16/02
OPP: 23 by L.A. Lakers (2nd), 11/13/09

POINTS (QUARTER)

DEN: 3 @ San Antonio (1st), 11/27/02
OPP: 8 four times, last by L.A. Lakers (3rd), 11/13/09

FIELD GOALS MADE

DEN: 20 @ Phoenix, 4/1/03
20 @ Portland, 11/23/96
OPP: 21 @ Orlando, 2/11/09

FIELD GOALS ATTEMPTED

DEN: 56 vs. New Jersey, 1/27/03
OPP: 59 @ Seattle, 2/24/95

FIELD GOAL PERCENTAGE

DEN: .263 (20-76) @ Phoenix, 4/1/03
OPP: .268 (26-97) San Antonio, 10/29/03

3-POINT FIELD GOALS MADE

DEN: 0 several times, last vs. Phoenix, 2/15/06
OPP: 0 several times, last @ NO/DKC., 11/16/05

3-POINT FG ATTEMPTS

DEN: 0 several times, last @ N.J., 11/30/91
OPP: 0 several times, last by LAL, 12/19/92

FREE THROWS MADE

DEN: 3 @ Portland, 11/2/02
OPP: 2 by Houston, 1/27/78

FREE THROWS ATTEMPTED

DEN: 5 vs. SA, 12/18/01
5 vs. Cleveland (OT), 1/16/97
OPP: 4 by Houston, 1/27/78

FREE THROW PERCENTAGE

DEN: .313 (5-16) @ San Antonio, 4/18/07
OPP: .333 (3-9) @ Phoenix, 12/23/96
.333 (3-9) by Vancouver, 12/20/96

OFFENSIVE REBOUNDS

DEN: 1 vs. Portland, 12/5/96
OPP: 2 @ Sacramento, 3/8/09
2 by Memphis, 3/6/06

DEFENSIVE REBOUNDS

DEN: 14 @ Chicago, 1/14/85
OPP: 13 @ Portland, 11/2/02

TOTAL REBOUNDS

DEN: 22 @ Detroit, 3/18/08
OPP: 21 by Memphis, 3/6/06

ASSISTS

DEN: 7 @ Houston, 1/27/10
7 @ Miami, 2/21/04
OPP: 8 by Houston, 11/2/91

PERSONAL FOULS

DEN: 9 vs. Houston, 1/27/78
OPP: 10 three times, last @ Milwaukee, 1/25/03

STEALS

DEN: 0 @ Atlanta, 10/21/78
OPP: 1 several times, last @ Atlanta, 12/29/08

TURNOVERS

DEN: 5 @ Cleveland, 2/18/10
5 @ Seattle, 2/26/87
OPP: 4 @ Minnesota, 3/23/01
4 by L.A. Lakers, 4/9/95

BLOCKED SHOTS

DEN: 0 several times, last @ Houston, 12/16/08
OPP: 0 several times, last @ Portland, 4/2/05

NBA ROOKIE RECORDS



POINTS

Carmelo Anthony ('03-04)	1,725
LaPhonso Ellis ('92-93)	1,205
Dikembe Mutombo ('91-92)	1,177
Antonio McDyess ('95-96)	1,020
Mahmoud Abdul-Rauf ('90-91)	942

SCORING AVERAGE

Carmelo Anthony ('03-04)	21.0
Dikembe Mutombo ('91-92)	16.6
LaPhonso Ellis ('92-93)	14.7
Mahmoud Abdul-Rauf ('90-91)	14.1
Antonio McDyess ('95-96)	13.4

REBOUNDS

Dikembe Mutombo ('91-92)	871
LaPhonso Ellis ('92-93)	744
Antonio McDyess ('95-96)	572
Carmelo Anthony ('03-04)	498
Nene ('02-03)	491

ASSISTS

Jalen Rose ('94-95)	389
Rob Williams ('82-83)	361
Bobby Jackson ('97-98)	317
Junior Harrington ('02-03)	277
Carmelo Anthony ('03-04)	227

BLOCKED SHOTS

Dikembe Mutombo ('91-92)	210
Antonio McDyess ('95-96)	114
LaPhonso Ellis ('92-93)	111
Gary Garland ('79-80)	73
Tony Battie ('97-98)	69

STEALS

Mark Macon ('91-92)	154
Nene ('02-03)	127
Bobby Jackson ('97-98)	105
James Posey ('99-00)	98
Carmelo Anthony ('03-04)	97

FIELD GOALS MADE

Carmelo Anthony ('03-04)	624
LaPhonso Ellis ('92-93)	483
Dikembe Mutombo ('91-92)	428
Antonio McDyess ('95-96)	427
Mahmoud Abdul-Rauf ('90-91)	417

FIELD GOALS ATTEMPTED

Carmelo Anthony ('03-04)	1,465
Mahmoud Abdul-Rauf ('90-91)	1,009
LaPhonso Ellis ('92-93)	958
Mark Macon ('91-92)	889
Antonio McDyess ('95-96)	881

FIELD GOAL PERCENTAGE

Nene ('02-03)	(.519/321-619)
Ty Lawson ('09-10)	(.515/201-390)
LaPhonso Ellis ('92-93)	(.504/483-958)
Dikembe Mutombo ('91-92)	(.493/428-869)
Mark Alarie ('86-87)	(.490/217-443)

FREE THROWS MADE

Carmelo Anthony ('03-04)	408
Dikembe Mutombo ('91-92)	321
Danny Fortson ('97-98)	263
LaPhonso Ellis ('92-93)	237
Nene ('02-03)	197

FREE THROWS ATTEMPTED

Carmelo Anthony ('03-04)	525
Dikembe Mutombo ('91-92)	500
Nene ('02-03)	341
Danny Fortson ('97-98)	339
LaPhonso Ellis ('92-93)	317

FREE THROW PERCENTAGE

Bryant Stith ('92-93)	(.832/99-119)
Kiki Vandeweghe ('80-81)	(.818/130-159)
Bobby Jackson ('97-98)	(.814/149-183)
James Posey ('99-00)	(.800/120-150)
Carmelo Anthony ('03-04)	(.777/408-525)

3-POINT FIELD GOALS MADE

James Posey ('99-00)	82
Carmelo Anthony ('03-04)	69
Yakhouba Diawara ('06-07)	36
Eric Washington ('97-98)	44
Nikoloz Tskitishvili ('02-03)	37

MINUTES

Carmelo Anthony ('03-04)	2,995
LaPhonso Ellis ('92-93)	2,749
Dikembe Mutombo ('91-92)	2,716
Mark Macon ('91-92)	2,304
Antonio McDyess ('95-96)	2,280



ALL-TIME CAREER LEADERS

GAMES PLAYED

1. Alex English	837
2. Dan Issel	802
3. Byron Beck	747
4. T.R. Dunn	734
5. Bill Hanzlik	593

MINUTES PLAYED

1. Alex English	29,893
2. Dan Issel	25,200
3. Byron Beck	19,192
4. Carmelo Anthony	18,747
5. T.R. Dunn	18,322

TOTAL POINTS

1. Alex English	21,645
2. Dan Issel	16,589
3. Carmelo Anthony	12,711
4. David Thompson	11,992
5. Ralph Simpson	10,130

FIELD GOALS MADE

1. Alex English	8,953
2. Dan Issel	6,176
3. Carmelo Anthony	4,552
4. David Thompson	4,482
5. Ralph Simpson	4,095

FIELD GOALS ATTEMPTED

1. Alex English	17,604
2. Dan Issel	12,183
3. Ralph Simpson	8,822
4. David Thompson	8,751
5. Carmelo Anthony	8,408

3-POINT FIELD GOALS MADE

1. J.R. Smith	644
2. Michael Adams	630
3. Dale Ellis	448
4. Nick Van Exel	425
5. Chauncey Billups	409

3-POINT FG ATTEMPTED

1. Michael Adams	1,841
2. J.R. Smith	1,692
3. Nick Van Exel	1,245
4. Carmelo Anthony	1,194
5. Dale Ellis	1,155

FREE THROWS MADE

1. Dan Issel	4,214
2. Alex English	3,721
3. Carmelo Anthony	3,239
4. David Thompson.	2,996
5. Ralph Simpson	1,908

FREE THROWS ATTEMPTED

1. Dan Issel	5,277
2. Alex English	4,428
3. Carmelo Anthony	4,045
4. David Thompson	3,844
5. Ralph Simpson	2,477

REBOUNDS

1. Dan Issel	6,630
2. Byron Beck	5,261
3. Dikembe Mutombo	4,811
4. Alex English	4,686
5. Julius Keye	4,547

STEALS

1. Fat Lever	1,167
2. T.R. Dunn	1,070
3. Alex English	854
4. Dan Issel	798
5. Bobby Jones	660

ASSISTS

1. Alex English	3,679
2. Fat Lever	3,566
3. Michael Adams	2,181
4. Dan Issel	2,005
5. Andre Miller	1,953

PERSONAL FOULS

1. Dan Issel	2,304
2. Alex English	2,288
3. Byron Beck	2,267
4. Dan Schayes	1,922
5. Bill Hanzlik	1,804

BLOCKED SHOTS

1. Dikembe Mutombo	1,486
2. Marcus Camby	1,126
3. Wayne Cooper	830
4. Bobby Jones	625
5. Alex English	622

TURNOVERS

1. Alex English	2,263
2. Ralph Simpson	1,653
3. Carmelo Anthony	1,584
4. Dan Issel	1,481
5. David Thompson	1,189

ALL-TIME SCORING LEADERS



NUGGETS ALL-TIME SCORING LEADERS

PLAYER	SP	GP	MIN	FGM	FGA	PCT	3FGM	FTM	FTA	PCT	OFF	DEF	REB	AST	PF	DQ	ST	BS	PTS	AVG
1. English	11	837	29,893	8,953	17,604	.509	18	3,721	4,428	.840	2,038	2,648	4,686	3,679	2,288	11	854	622	21,645	25.9
2. Iseel	10	802	25,200	6,176	12,183	.507	2	4,214	5,277	.799	1,989	4,641	6,630	2,005	2,304	32	798	455	16,589	20.6
3. Anthony	7	514	18,747	4,552	9,910	.459	368	3,239	4,045	.801	1,025	2,159	3,184	1,559	1,559	11	591	228	12,711	24.7
4. Thompson+	7	498	16,902	4,486	8,842	.507	24	2,996	3,844	.779	851	1,281	2,132	1,704	1,397	12	538	463	11,992	24.1
5. Simpson+	7	519	16,227	4,085	8,988	.456	32	1,908	2,477	.770	804	1,442	2,246	1,950	1,266	7	592	69	10,130	19.5
6. Beck+	10	747	19,192	3,681	7,295	.505	13	1,228	1,516	.810	1,786	3,478	5,261	978	2,267	51	220	55	8,603	11.5
7. Lever	6	474	16,867	3,304	7,281	.454	111	1,362	1,747	.780	1,119	2,502	3,621	3,557	1,213	7	1,167	125	8,081	17.0
8. Abdul-Rauf	6	439	12,481	2,880	6,500	.443	371	898	980	.916	192	711	903	1,756	851	3	406	38	7,029	16.0
9. Vandeweghe	4	293	9,794	2,671	4,937	.541	27	1,460	1,703	.857	443	1,098	1,541	782	716	2	200	141	6,829	23.3
10. McDyess	6	361	12,271	2,612	5,371	.486	7	1,324	1,951	.679	1,044	2,187	3,231	586	1,257	32	311	604	6,555	18.2
11. Robisch+	8	500	12,344	2,317	4,916	.471	0	1,547	1,982	.780	1,092	2,316	3,408	903	1,207	14	180	217	6,181	12.4
12. Re. Williams	6	419	12,556	2,359	5,286	.446	301	915	1,159	.789	610	1,313	1,923	1,222	1,432	25	632	328	5,934	14.2
13. L. Jones*	3	226	9,154	1,986	4,481	.443	73	1,700	2,175	.782	-	-	1,483	954	769	8	-	-	5,745	25.4
14. Adams	4	304	1,060	1,842	4,419	.416	630	1,220	1,435	.850	218	769	987	2,181	582	1	602	36	5,534	18.2
15. Nene	8	452	13,328	2,021	3,649	.554	1	1,358	2,021	.672	995	2,085	3,080	804	1,557	23	574	410	5,401	17.9
16. L. Ellis	6	343	11,352	2,019	4,399	.459	165	988	1,368	.730	847	1,848	2,695	740	1,179	26	281	319	5,201	15.2
17. Mutombo	5	391	14,411	1,824	3,489	.523	0	1,406	2,164	.650	1,514	3,297	4,811	651	1,361	14	223	1,486	5,054	12.9
18. Schayes	8	536	11,096	1,626	3,185	.511	3	1,774	2,194	.809	989	2,097	3,086	605	1,922	44	274	498	5,029	9.4
19. Stith	8	458	13,248	1,706	3,968	.430	191	1,379	1,641	.840	520	1,094	1,614	968	868	4	472	112	4,802	10.9
20. B. Jones+	4	324	10,410	1,980	3,394	.583	0	846	1,183	.759	809	1,988	2,797	1,150	957	5	660	625	4,986	14.8
21. Hanzlik	8	593	12,301	1,531	3,986	.426	45	1,439	1,845	.780	525	1,114	1,639	1,764	1,804	25	588	155	4,546	7.6
22. Van Exel	4	245	9,179	1,611	4,006	.402	425	678	838	.809	111	624	735	2,047	416	1	199	39	4,325	17.7
23. K. Martin	6	323	10,136	1,726	3,490	.495	29	658	1,066	.617	573	1,713	2,286	581	1,031	11	399	350	4,139	12.8
24. J.R. Smith	4	293	7,214	1,447	3,301	.438	644	577	777	.743	144	682	826	629	655	3	288	55	4,115	14.0
25. Camby	6	372	11,775	1,534	3,319	.462	9	671	938	.715	943	3,174	4,117	928	1,042	10	417	126	3,748	10.1
26. Davis	4	235	5,277	1,534	3,179	.483	41	550	614	.896	159	364	523	497	524	4	222	18	3,659	15.6
27. M. Evans	6	398	7,431	1,458	3,219	.452	217	509	612	.831	128	464	592	1,075	829	9	323	38	3,642	9.1
28. Dunn	10	734	18,322	1,432	3,068	.466	1	720	1,044	.689	1,359	2,137	3,496	1,311	1,652	13	1,070	189	3,585	4.9
29. Billups	4	208	7,002	1,030	2,517	.409	409	1,069	1,176	.909	88	499	587	1,112	453	1	240	42	3,538	17.0
30. D. Ellis	3	244	7,562	1,287	2,884	.446	448	461	569	.810	243	587	830	361	511	1	154	23	3,483	14.3

* ABA + ABA and NBA combined



YEAR-BY-YEAR LEADERS (SINCE JOINING THE NBA)

GAMES PLAYED

09-10	Arron Afflalo/Nene	82
08-09	Linus Kleiza	82
07-08	Allen Iverson	82
06-07	Linus Kleiza	79
05-06	Andre Miller	82
04-05	Miller/Boykins	82
03-04	Anthony/Boykins/Miller	82
02-03	Junior Harrington	82
01-02	Ryan Bowen	75
00-01	James Posey	82
99-00	Clark/LaFrentz/ McDyess/Posey	81
98-99	Fortson/McDyess/ Van Exel	50
97-98	Dean Garrett/ Anthony Goldwire	82
96-97	Dale Ellis/Ervin Johnson	82
95-96	Bryant Stith	82
94-95	Dikembe Mutombo	82
93-94	Dikembe Mutombo/ Bryant Stith	82
92-93	Dikembe Mutombo/ LaPhonso Ellis	82
91-92	Greg Anderson	82
90-91	Marcus Liberty	76
89-90	Bill Hanzlik/ Blair Rasmussen	81
88-89	Alex English	82
87-88	Adams/Dunn/Lever	82
86-87	Alex English/Fat Lever	82
85-86	T.R. Dunn	82
84-85	Fat Lever	82
83-84	Alex English/Dan Schayes	82
82-83	Dunn/English/Hanzlik/ Vandeweghe	82
81-82	Dunn/English/ Vandeweghe	82
80-81	T.R. Dunn	82
79-80	Dan Issel/John Roche	82
78-79	Robert Smith	82
77-78	Dan Issel/ Anthony Roberts	82
76-77	Bobby Jones/ David Thompson	82

TOTAL POINTS

09-10	Carmelo Anthony	1,943
08-09	Carmelo Anthony	1,504
07-08	Allen Iverson	2,164
06-07	Carmelo Anthony	1,881
05-06	Carmelo Anthony	2,122
04-05	Carmelo Anthony	1,558
03-04	Carmelo Anthony	1,725
02-03	Juwan Howard	1,418
01-02	Nick Van Exel	965
00-01	Antonio McDyess	1,458

TOTAL POINTS (CONT.)

99-00	Antonio McDyess	1,551
98-99	Antonio McDyess	1,061
97-98	Johnny Newman	1,089
96-97	Dale Ellis	1,361
95-96	Dale Ellis	1,204
94-95	Mahmoud Abdul-Rauf	1,165
93-94	Mahmoud Abdul-Rauf	1,437
92-93	Mahmoud Abdul-Rauf	1,553
91-92	Reggie Williams	1,474
90-91	Michael Adams	1,752
89-90	Fat Lever	1,443
88-89	Alex English	2,175
87-88	Alex English	2,000
86-87	Alex English	2,345
85-86	Alex English	2,414
84-85	Alex English	2,262
83-84	Kiki Vandeweghe	2,295
82-83	Alex English	2,326
81-82	Alex English	2,082
80-81	David Thompson	1,967
79-80	Dan Issel	1,951
78-79	David Thompson	1,825
77-78	David Thompson	2,172
76-77	David Thompson	2,125

SCORING AVERAGE

09-10	Carmelo Anthony	28.2
08-09	Carmelo Anthony	22.8
07-08	Allen Iverson	26.4
06-07	Carmelo Anthony	28.9
05-06	Carmelo Anthony	26.5
04-05	Carmelo Anthony	20.8
03-04	Carmelo Anthony	21.0
02-03	Juwan Howard	18.4
01-02	Nick Van Exel	21.4
00-01	Antonio McDyess	20.8
99-00	Antonio McDyess	19.1
98-99	Antonio McDyess	21.2
97-98	Johnny Newman	14.7
96-97	LaPhonso Ellis	21.9
95-96	Mahmoud Abdul-Rauf	19.2
94-95	Mahmoud Abdul-Rauf	16.0
93-94	Mahmoud Abdul-Rauf	18.0
92-93	Mahmoud Abdul-Rauf	19.2
91-92	Reggie Williams	18.2
90-91	Michael Adams	26.5
89-90	Fat Lever	18.3
88-89	Alex English	26.5
87-88	Alex English	25.0
86-87	Alex English	28.6
85-86	Alex English	29.8
84-85	Alex English	27.9
83-84	Kiki Vandeweghe	29.4
82-83	Alex English	28.4

YEAR-BY-YEAR LEADERS (SINCE JOINING THE NBA)



SCORING AVERAGE (CONT.)

81-82	Alex English	25.4
80-81	David Thompson	25.5
79-80	Dan Issel	23.8
78-79	David Thompson	24.0
77-78	David Thompson	27.2
76-77	David Thompson	25.9

MINUTES PLAYED

09-10	Nene	2,755
08-09	Chauncey Billups	2,719
07-08	Allen Iverson	3,424
06-07	Carmelo Anthony	2,486
05-06	Carmelo Anthony	2,941
04-05	Andre Miller	2,852
03-04	Carmelo Anthony	2,995
02-03	Juwan Howard	2,730
01-02	James Posey	2,238
00-01	Nick Van Exel	2,688
99-00	Nick Van Exel	2,950
98-99	Antonio McDyess	1,937
97-98	Dean Garrett	2,632
96-97	Dale Ellis	2,940
95-96	Bryant Stith	2,810
94-95	Dikembe Mutombo	3,100
93-94	Dikembe Mutombo/ Bryant Stith	2,853
92-93	Dikembe Mutombo	3,029
91-92	Greg Anderson	2,793
90-91	Michael Adams	2,346
89-90	Fat Lever	2,832
88-89	Alex English	2,990
87-88	Fat Lever	3,061
86-87	Alex English	3,085
85-86	Alex English	3,024
84-85	Alex English	2,924
83-84	Alex English	2,870
82-83	Alex English	2,988
81-82	Alex English	3,015
80-81	Alex English	3,093
79-80	Dan Issel	2,938
78-79	Dan Issel	2,742
77-78	David Thompson	3,025
76-77	David Thompson	3,001

FIELD GOALS MADE

09-10	Carmelo Anthony	688
08-09	Carmelo Anthony	535
07-08	Carmelo Anthony	728
06-07	Carmelo Anthony	691
05-06	Carmelo Anthony	756
04-05	Carmelo Anthony	530
03-04	Carmelo Anthony	624
02-03	Juwan Howard	567
01-02	Nick Van Exel	372

FIELD GOALS MADE (CONT.)

00-01	Antonio McDyess	577
99-00	Antonio McDyess	614
98-99	Antonio McDyess	415
97-98	LaPhonso Ellis	410
96-97	Antonio McDyess	536
95-96	Dale Ellis	459
94-95	Mahmoud Abdul-Rauf	472
93-94	Mahmoud Abdul-Rauf	588
92-93	Mahmoud Abdul-Rauf	633
91-92	Reggie Williams	601
90-91	Michael Adams	560
89-90	Alex English	635
88-89	Alex English	924
87-88	Alex English	843
86-87	Alex English	965
85-86	Alex English	951
84-85	Alex English	939
83-84	Alex English	907
82-83	Alex English	959
81-82	Alex English	855
80-81	Alex English	768
79-80	Dan Issel	715
78-79	David Thompson	693
77-78	David Thompson	826
76-77	David Thompson	824

FIELD GOALS ATTEMPTED

09-10	Carmelo Anthony	1,502
08-09	Carmelo Anthony	1,207
07-08	Allen Iverson	1,556
06-07	Carmelo Anthony	1,453
05-06	Carmelo Anthony	1,572
04-05	Carmelo Anthony	1,230
03-04	Carmelo Anthony	1,465
02-03	Juwan Howard	1,261
01-02	Nick Van Exel	912
00-01	Antonio McDyess	1,165
99-00	Nick Van Exel	1,213
98-99	Antonio McDyess	882
97-98	LaPhonso Ellis	1,007
96-97	Antonio McDyess	1,157
95-96	Dale Ellis	959
94-95	Mahmoud Abdul-Rauf	1,005
93-94	Mahmoud Abdul-Rauf	1,279
92-93	Mahmoud Abdul-Rauf	1,407
91-92	Reggie Williams	1,277
90-91	Michael Adams	1,421
89-90	Alex English	1,293
88-89	Alex English	1,881
87-88	Alex English	1,704
86-87	Alex English	1,920
85-86	Alex English	1,888
84-85	Alex English	1,812
83-84	Alex English	1,714



YEAR-BY-YEAR LEADERS (SINCE JOINING THE NBA)

FIELD GOALS ATTEMPTED (CONT.)

82-83	Alex English	1,857
81-82	Alex English	1,553
80-81	Alex English	1,555
79-80	Dan Issel	1,416
78-79	David Thompson	1,353
77-78	David Thompson	1,584
76-77	David Thompson	1,626

FIELD GOAL PERCENTAGE

09-10	Nene	421-717 (.587)
08-09	Nene	428-709 (.604)
07-08	Kenyon Martin	376-699 (.538)
06-07	Eduardo Najera	204-354 (.576)
05-06	Ruben Patterson	139-256 (.543)
04-05	Greg Buckner	160-303 (.528)
03-04	Nene	334-630 (.530)
02-03	Nene	321-619 (.519)
01-02	Avery Johnson	186-383 (.486)
00-01	Antonio McDyess	577-1,165 (.495)
99-00	Keon Clark	286-528 (.528)
98-99	Danny Fortson	191-386 (.495)
97-98	Danny Fortson	276-611 (.452)
96-97	Ervin Johnson	243-467 (.520)
95-96	Dikembe Mutombo	284-569 (.499)
94-95	Bison Dele	196-333 (.589)
93-94	Dikembe Mutombo	365-642 (.569)
92-93	Dikembe Mutombo	398-781 (.510)
91-92	Dikembe Mutombo	428-869 (.493)
90-91	Orlando Woolridge	490-983 (.498)
89-90	Blair Rasmussen	445-895 (.497)
88-89	Dan Schayes	317-607 (.522)
87-88	Dan Schayes	361-668 (.540)
86-87	Dan Schayes	210-405 (.519)
85-86	Alex English/ Calvin Natt	951-1,888 (.504) 469-930 (.504)
84-85	Calvin Natt	685-1,255 (.546)
83-84	Kiki Vandeweghe	895-1,603 (.580)
82-83	Kiki Vandeweghe	841-1,537 (.547)
81-82	Kiki Vandeweghe	706-1,260 (.560)
80-81	David Thompson	734-1,451 (.506)
79-80	Dan Issel	715-1,416 (.505)
78-79	Tom Boswell	321-603 (.532)
77-78	Bobby Jones	440-761 (.578)
76-77	Bobby Jones	501-879 (.570)

FREE THROWS MADE

09-10	Carmelo Anthony	508
08-09	Chauncey Billups	409
07-08	Allen Iverson	645
06-07	Carmelo Anthony	459
05-06	Carmelo Anthony	573
04-05	Carmelo Anthony	456
03-04	Carmelo Anthony	408
02-03	Juwan Howard	282
01-02	James Posey	161

FREE THROWS MADE (CONT.)

00-01	Antonio McDyess	304
99-00	Antonio McDyess	323
98-99	Antonio McDyess	230
97-98	Johnny Newman	365
96-97	Antonio McDyess	274
95-96	Bryant Stith	320
94-95	Bryant Stith	267
93-94	Bryant Stith	291
92-93	Dikembe Mutombo	335
91-92	Dikembe Mutombo	321
90-91	Michael Adams	465
89-90	Fat Lever	271
88-89	Dan Schayes	332
87-88	Dan Schayes	407
86-87	Alex English	411
85-86	Alex English	511
84-85	Calvin Natt	447
83-84	Kiki Vandeweghe	494
82-83	Kiki Vandeweghe	489
81-82	Dan Issel	546
80-81	Dan Issel	519
79-80	Dan Issel	517
78-79	George McGinnis	509
77-78	David Thompson	520
76-77	David Thompson	477

FREE THROWS ATTEMPTED

09-10	Carmelo Anthony	612
08-09	Carmelo Anthony	468
07-08	Allen Iverson	797
06-07	Carmelo Anthony	568
05-06	Carmelo Anthony	709
04-05	Carmelo Anthony	573
03-04	Carmelo Anthony	525
02-03	Juwan Howard	351
01-02	James Posey	203
00-01	Antonio McDyess	434
99-00	Antonio McDyess	516
98-99	Antonio McDyess	338
97-98	Johnny Newman	445
96-97	Antonio McDyess	387
95-96	Bryant Stith	379
94-95	Dikembe Mutombo	379
93-94	Dikembe Mutombo	439
92-93	Dikembe Mutombo	492
91-92	Dikembe Mutombo	500
90-91	Michael Adams	529
89-90	Fat Lever	337
88-89	Dan Schayes	402
87-88	Dan Schayes	487
86-87	Alex English	487
85-86	Alex English	593
84-85	Calvin Natt	564
83-84	Kiki Vandeweghe	580

YEAR-BY-YEAR LEADERS (SINCE JOINING THE NBA)



FREE THROWS ATTEMPTED (CONT.)

82-83	Kiki Vandeweghe	559
81-82	Dan Issel	655
80-81	Dan Issel	684
79-80	Dan Issel	667
78-79	George McGinnis	765
77-78	David Thompson	668
76-77	David Thompson	623

FREE THROW PERCENTAGE

09-10	Chauncey Billups	466-512 (.910)
08-09	Chauncey Billups	409-448 (.913)
07-08	Allen Iverson	645-797 (.809)
06-07	Earl Boykins	119-131 (.908)
05-06	Earl Boykins	152-174 (.874)
04-05	Earl Boykins	279-303 (.921)
03-04	Earl Boykins	142-162 (.877)
02-03	James Posey	86-102 (.843)
01-02	George McCLOUD	132-163 (.810)
00-01	George McCLOUD	152-181 (.840)
99-00	George McCLOUD	148-181 (.818)
98-99	Chauncey Billups	157-172 (.913)
97-98	Johnny Newman	365-445 (.820)
96-97	Bryant Stith	202-234 (.863)
95-96	Mahmoud Abdul-Rauf	146-157 (.930)
94-95	Mahmoud Abdul-Rauf	138-156 (.885)
93-94	Mahmoud Abdul-Rauf	219-229 (.956)
92-93	Mahmoud Abdul-Rauf	217-232 (.935)
91-92	Mahmoud Abdul-Rauf	94-108 (.870)
90-91	Michael Adams	465-529 (.879)
89-90	Walter Davis	207-227 (.912)
88-89	Walter Davis	175-199 (.879)
87-88	Dan Schayes	407-487 (.836)
86-87	Alex English	411-487 (.844)
85-86	Alex English	511-593 (.862)
84-85	Mike Evans	113-131 (.863)
83-84	Kiki Vandeweghe	494-580 (.852)
82-83	Kiki Vandeweghe	489-559 (.875)
81-82	Kiki Vandeweghe	347-405 (.857)
80-81	Billy McKinney	162-188 (.862)
79-80	John Roche	175-202 (.866)
78-79	Robert Smith	159-180 (.883)
77-78	Mack Calvin	173-206 (.840)
76-77	Mack Calvin	287-338 (.849)

3-POINT FIELD GOALS MADE

09-10	J.R. Smith	158
08-09	J.R. Smith	180
07-08	J.R. Smith	157
06-07	J.R. Smith	149
05-06	Greg Buckner	86
04-05	Earl Boykins	56
03-04	Voshon Lenard	106
02-03	Chris Whitney	43
01-02	Voshon Lenard	89

3-POINT FG MADE (CONT.)

00-01	Voshon Lenard	147
99-00	Nick Van Exel	133
98-99	Chauncey Billups	85
97-98	Anthony Goldwire	63
96-97	Dale Ellis	192
95-96	Dale Ellis	150
94-95	Dale Ellis	106
93-94	Reggie Williams	64
92-93	Mahmoud Abdul-Rauf	70
91-92	Reggie Williams	56
90-91	Michael Adams	167
89-90	Michael Adams	158
88-89	Michael Adams	166
87-88	Michael Adams	139
86-87	Mike Evans	53
85-86	Mike Evans	39
84-85	Mike Evans	57
83-84	Mike Evans	32
82-83	Kiki Vandeweghe	15
81-82	John Roche	23
80-81	David Thompson	10
79-80	John Roche	49

*79-80 was first season for 3-pt. field goals in the NBA

3-POINT FG ATTEMPTS

09-10	J.R. Smith	467
08-09	J.R. Smith	453
07-08	J.R. Smith	390
06-07	J.R. Smith	382
05-06	Greg Buckner	243
04-05	Earl Boykins	166
03-04	Voshon Lenard	289
02-03	Nikoloz Tskitshvili	152
01-02	Nick Van Exel	252
00-01	Voshon Lenard	382
99-00	Nick Van Exel	401
98-99	Chauncey Billups	235
97-98	LaPhonso Ellis	201
96-97	Dale Ellis	528
95-96	Dale Ellis	364
94-95	Reggie Williams	266
93-94	Reggie Williams	230
92-93	Mahmoud Abdul-Rauf	197
91-92	Reggie Williams	156
90-91	Michael Adams	564
89-90	Michael Adams	432
88-89	Michael Adams	466
87-88	Michael Adams	379
86-87	Mike Evans	169
85-86	Mike Evans	176
84-85	Mike Evans	157
83-84	Mike Evans	89
82-83	Kiki Vandeweghe	51



YEAR-BY-YEAR LEADERS

3-POINT FG ATTEMPTS (CONT.)

81-82	John Roche	52
80-81	David Thompson	39
79-80	John Roche	129

OFFENSIVE REBOUNDS

09-10	Nene	166
08-09	Nene	183
07-08	Marcus Camby	230
06-07	Marcus Camby	164
05-06	Marcus Camby	132
04-05	Kenyon Martin	146
03-04	Marcus Camby	211
02-03	Nene	208
01-02	Ryan Bowen	134
00-01	Antonio McDyess	240
99-00	Antonio McDyess	234
98-99	Danny Fortson	210
97-98	Dean Garrett	227
96-97	Ervin Johnson	231
95-96	Dikembe Mutombo	249
94-95	Dikembe Mutombo	319
93-94	Dikembe Mutombo	286
92-93	Dikembe Mutombo	344
91-92	Greg Anderson	337
90-91	Jerome Lane	280
89-90	Fat Lever	230
88-89	Wayne Cooper	212
87-88	Fat Lever	203
86-87	Fat Lever	216
85-86	Alex English	192
84-85	Wayne Cooper	229
81-82	T.R. Dunn	211
80-81	Alex English	273
79-80	Dan Issel	236
78-79	George McGinnis	256
77-78	Dan Issel	253
76-77	Paul Silas	236

DEFENSIVE REBOUNDS

09-10	Nene	461
08-09	Nene	415
07-08	Marcus Camby	807
06-07	Marcus Camby	652
05-06	Marcus Camby	536
04-05	Marcus Camby	530
03-04	Marcus Camby	516
02-03	Juwan Howard	404
01-02	James Posey	320
00-01	Antonio McDyess	605
99-00	Raef LaFrentz	471
98-99	Danny Fortson	371
97-98	Dean Garrett	417
96-97	Ervin Johnson	682
95-96	Dikembe Mutombo	622
94-95	Dikembe Mutombo	710

DEFENSIVE REBOUNDS (CONT.)

93-94	Dikembe Mutombo	685
92-93	Dikembe Mutombo	726
91-92	Greg Anderson	604
90-91	Blair Rasmussen	508
89-90	Fat Lever	504
88-89	Fat Lever	475
87-88	Fat Lever/Dan Schayes	462
86-87	Fat Lever	513
85-86	Wayne Cooper	420
84-85	Wayne Cooper	402
83-84	Dan Issel	401
82-83	Dan Issel	445
81-82	Dan Issel	434
80-81	Dan Issel	447
79-80	Dan Issel	483
78-79	George McGinnis	608
77-78	Dan Issel	577
76-77	Bobby Jones	504

TOTAL REBOUNDS

09-10	Nene	627
08-09	Nene	598
07-08	Marcus Camby	1037
06-07	Marcus Camby	816
05-06	Marcus Camby	668
04-05	Marcus Camby	661
03-04	Marcus Camby	727
02-03	Juwan Howard	585
01-02	James Posey	429
00-01	Antonio McDyess	845
99-00	Antonio McDyess	685
98-99	Danny Fortson	581
97-98	Dean Garrett	644
96-97	Ervin Johnson	913
95-96	Dikembe Mutombo	871
94-95	Dikembe Mutombo	1,029
93-94	Dikembe Mutombo	971
92-93	Dikembe Mutombo	1,070
91-92	Greg Anderson	941
90-91	Blair Rasmussen	678
89-90	Fat Lever	734
88-89	Fat Lever	662
87-88	Fat Lever	665
86-87	Fat Lever	729
85-86	Wayne Cooper	610
84-85	Wayne Cooper	631
83-84	Dan Issel	513
82-83	T.R. Dunn	615
81-82	Dan Issel	608
80-81	Dan Issel	676
79-80	Dan Issel	719
78-79	George McGinnis	864
77-78	Dan Issel	830
76-77	Dan Issel	696

YEAR-BY-YEAR LEADERS



STEALS

09-10	Nene	115
08-09	Kenyon Martin/Anthony Carter	96
07-08	Allen Iverson	160
06-07	Allen Iverson	90
05-06	Andre Miller	106
04-05	Andre Miller	121
03-04	Andre Miller	142
02-03	Nene	127
01-02	James Posey	114
00-01	James Posey	93
99-00	James Posey	98
98-99	Antonio McDyess	73
97-98	Bobby Jackson	105
96-97	Ervin Johnson	65
95-96	Bryant Stith	114
94-95	Reggie Williams	114
93-94	Reggie Williams	117
92-93	Reggie Williams	126
91-92	Mark Macon	154
90-91	Michael Adams	147
89-90	Fat Lever	168
88-89	Fat Lever	195
87-88	Fat Lever	223
86-87	Fat Lever	201
85-86	Fat Lever	178
84-85	Fat Lever	202
83-84	T.R. Dunn	173
82-83	T.R. Dunn	143
81-82	T.R. Dunn	135
80-81	Alex English	106
79-80	Bobby Wilkerson	93
78-79	George McGinnis	129
77-78	Bobby Jones	137
76-77	Bobby Jones	186

ASSISTS

09-10	Chauncey Billups	409
08-09	Chauncey Billups	491
07-08	Allen Iverson	586
06-07	Allen Iverson	359
05-06	Andre Miller	674
04-05	Andre Miller	569
03-04	Andre Miller	501
02-03	Junior Harrington	277
01-02	Nick Van Exel	365
00-01	Nick Van Exel	600
99-00	Nick Van Exel	714
98-99	Nick Van Exel	368
97-98	Bobby Jackson	317
96-97	Mark Jackson	641
95-96	Jalen Rose	495
94-95	Jalen Rose	389
93-94	Mahmoud Abdul-Rauf	362

ASSISTS (CONT.)

92-93	Mahmoud Abdul-Rauf	344
91-92	Winston Garland	411
90-91	Michael Adams	693
89-90	Fat Lever	512
88-89	Fat Lever	559
87-88	Fat Lever	639
86-87	Fat Lever	654
85-86	Fat Lever	584
84-85	Fat Lever	613
83-84	Rob Williams	464
82-83	Alex English	397
81-82	Alex English	433
80-81	Kenny Higgs	408
79-80	John Roche	405
78-79	Charles Scott	428
77-78	Bobby Wilkerson	439
76-77	David Thompson	337

BLOCKED SHOTS

09-10	Chris Andersen	143
08-09	Chris Andersen	175
07-08	Marcus Camby	285
06-07	Marcus Camby	231
05-06	Marcus Camby	184
04-05	Marcus Camby	199
03-04	Marcus Camby	187
02-03	Nene	65
01-02	Raef LaFrentz	153
00-01	Raef LaFrentz	206
99-00	Raef LaFrentz	180
98-99	Antonio McDyess	115
97-98	Dean Garrett	133
96-97	Ervin Johnson	227
95-96	Dikembe Mutombo	332
94-95	Dikembe Mutombo	321
93-94	Dikembe Mutombo	336
92-93	Dikembe Mutombo	287
91-92	Dikembe Mutombo	210
90-91	Blair Rasmussen	132
89-90	Blair Rasmussen	104
88-89	Wayne Cooper	211
87-88	Wayne Cooper	94
86-87	Wayne Cooper	101
85-86	Wayne Cooper	227
84-85	Wayne Cooper	197
83-84	Alex English	95
82-83	Alex English	126
81-82	Alex English	120
80-81	Alex English	100
79-80	Kim Hughes	77
78-79	Kim Hughes	102
77-78	Bobby Jones	126
76-77	Bobby Jones	162

PERSONAL FOULS

09-10	Nene	281	92-93	LaPhonso Ellis	293
08-09	Nene	278	91-92	Dikembe Mutombo	273
07-08	Carmelo Anthony	253	90-91	Blair Rasmussen	307
06-07	Nene	209	89-90	Blair Rasmussen	300
05-06	Carmelo Anthony	229	88-89	Dan Schayes	320
04-05	Carmelo Anthony	229	87-88	Dan Schayes	323
03-04	Nene	280	86-87	Dan Schayes	266
02-03	Nene	295	85-86	Wayne Cooper	315
01-02	James Posey	224	84-85	Wayne Cooper	304
00-01	Raef LaFrentz	290	83-84	Dan Schayes	308
99-00	Antonio McDyess	316	82-83	Alex English	235
98-99	Danny Fortson	212	81-82	Kenny Higgs	263
97-98	Danny Fortson	314	80-81	Alex English	255
96-97	Ervin Johnson	288	79-80	George Johnson	260
95-96	Dikembe Mutombo	258	78-79	George McGinnis	321
94-95	Dikembe Mutombo	284	77-78	Dan Issel	279
93-94	LaPhonso Ellis	304	76-77	Ted McClain	255



TOP INDIVIDUAL SCORING GAMES (SINCE 1976-77)



PLAYER	SITE	DATE	W/L	SCORE	PTS
David Thompson	@ Detroit Pistons	4/9/78	L	137-139	73
Michael Adams	vs. Milwaukee Bucks	3/23/91	L	136-140 (OT)	54
Alex English	vs. Houston Rockets	11/19/85	W	127-113	54
Allen Iverson	vs. Los Angeles Lakers	12/5/07	L	107-111	51
Mahmoud Abdul-Rauf	@ Utah Jazz	12/7/95	W	124-119	51
Alex English	@ Miami Heat	3/10/89	L	130-131 (2OT)	51
Kiki Vandeweghe	vs. Detroit Pistons	12/13/83	L	184-186 (3OT)	51
Carmelo Anthony	vs. New York Knick	11/27/09	W	128-125	50
Kiki Vandeweghe	vs. San Antonio Spurs	1/11/84	W	163-155	50
Carmelo Anthony	vs. Washington Wizards	2/8/08	W	111-100	49
Kiki Vandeweghe	vs. Phoenix Suns	1/1/83	W	127-125	49
Carmelo Anthony	vs. Sacramento Kings	4/5/08	L	115-118	47
Alex English	@ Golden State Warriors	10/25/85	W	119-105	47
Alex English	vs. Detroit Pistons	12/13/83	L	184-186 (3OT)	47
Dan Issel	vs. New Jersey Nets	1/31/80	W	127-126	47
Antonio McDyess	vs. Vancouver Grizzlies	2/28/99	W	116-112	46
Alex English	vs. Milwaukee Bucks	1/24/87	W	132-122	46
Carmelo Anthony	@ Houston Rockets	3/15/10	L	123-125	45
J.R. Smith	vs. Sacramento Kings	4/13/09	W	118-98	45
Carmelo Anthony	vs. Minnesota Timberwolves	12/10/08	W	116-105	45
Carmelo Anthony	vs. Philadelphia 76ers	12/27/05	L	106-108	45
Michael Adams	vs. New Jersey Nets	1/31/91	W	123-119	45
Alex English	@ Sacramento Kings	12/16/86	W	120-119	45
Alex English	vs. Portland Trail Blazers	11/8/84	W	128-125	45
Kiki Vandeweghe	vs. Houston Rockets	3/6/84	W	130-128	45
Alex English	@ Los Angeles Lakers	11/21/82	L	129-143	45
Allen Iverson	vs. Phoenix Suns	3/17/07	W	131-107	44
Allen Iverson	vs. Seattle SuperSonics	12/28/06	W	112-98	44
Nick Van Exel	vs. Milwaukee Bucks	11/1/01	L	101-102	44
Nick Van Exel	@ Los Angeles Clippers	4/15/00	W	115-114 (OT)	44
Michael Adams	@ Sacramento Kings	12/26/90	W	128-112	44
Alex English	vs. Portland Trail Blazers	12/19/85	W	123-118	44
Alex English	vs. Utah Jazz	11/10/84	W	147-135	44
Alex English	vs. Utah Jazz	3/3/84	W	131-122	44
David Thompson	vs. Cleveland Cavaliers	3/1/81	W	137-127	44
David Thompson	@ Phoenix Suns	11/23/80	L	113-131	44
David Thompson	@ Philadelphia 76ers	4/8/79	L	111-112	44
David Thompson	vs. San Antonio Spurs	3/23/77	L	120-122	44
Carmelo Anthony	@ Dallas Mavericks	3/27/09	W	103-101	43
J.R. Smith	@ Chicago Bulls	2/22/08	L	121-135	43
Carmelo Anthony	vs. Phoenix Suns	1/10/06	W	139-137 (3OT)	43
Alex English	@ New Jersey Nets	1/24/89	L	115-117	43
Alex English	vs. San Antonio Spurs	3/5/87	W	121-104	43
Alex English	vs. New Jersey Nets	11/18/86	W	125-112	43
Alex English	vs. New Jersey Nets	1/22/86	W	137-124	43
Kiki Vandeweghe	vs. Phoenix Suns	4/8/84	L	121-126	43
Alex English	@ Detroit Pistons	12/23/82	W	135-127	43
David Thompson	vs. Los Angeles Lakers	3/29/81	W	148-146	43
David Thompson	vs. Seattle SuperSonics	11/1/80	W	123-118	43
George McGinnis	@ Houston Rockets	1/9/80	L	112-114	43
Carmelo Anthony	vs. Memphis Grizzlies	11/1/09	W	133-123	42
Carmelo Anthony	@ Boston Celtics	12/15/06	L	114-119	42
Carmelo Anthony	@ Charlotte Bobcats	12/13/05	W	101-85	42
Jay Vincent	@ Phoenix Suns	1/11/88	L	115-127	42
Alex English	vs. Portland Trail Blazers	2/4/86	W	119-118	42
Alex English	@ Milwaukee Bucks	1/13/86	W	119-115	42
Alex English	vs. Houston Rockets	12/30/85	W	125-122	42
Alex English	vs. Golden State Warriors	4/7/85	W	130-125	42
Kiki Vandeweghe	vs. Seattle SuperSonics	4/3/84	W	124-113	42
Kiki Vandeweghe	vs. Kansas City Kings	1/20/84	W	116-114	42
Alex English	@ Kansas City Kings	3/18/81	W	126-124 (2OT)	42
David Thompson	vs. Indiana Pacers	11/26/77	W	136-123	42
David Thompson	@ New Orleans Jazz	3/26/78	W	109-100	42



TOP INDIVIDUAL SCORING GAMES (SINCE 1976-77)

PLAYER	SITE	DATE	W/L	SCORE	PTS
J.R. Smith	vs. Atlanta Hawks	12/23/09	W	124-104	41
Carmelo Anthony	@ Memphis Grizzlies	12/20/09	L	96-102	41
Carmelo Anthony	@ Portland Trail Blazers	10/29/09	W	97-94	41
Linus Kleiza	vs. Utah Jazz	1/17/08	W	120-109	41
Carmelo Anthony	vs. Seattle SuperSonics	3/30/04	W	124-119	41
Nick Van Exel	@ Charlotte Hornets	3/30/01	W	103-96	41
Nick Van Exel	@ Los Angeles Lakers	4/5/99	L	104-117	41
Michael Adams	vs. Houston Rockets	4/5/91	L	120-126	41
Michael Adams	vs. Golden State Warriors	2/23/91	W	150-145	41
Michael Adams	@ Milwaukee Bucks	1/29/91	W	126-122	41
Walter Davis	vs. Seattle SuperSonics	11/9/90	L	129-135	41
Alex English	vs. Portland Trail Blazers	12/20/88	L	124-127	41
Alex English	vs. New York Knicks	11/29/88	W	139-119	41
Alex English	@ San Antonio Spurs	2/17/87	L	126-131	41
Alex English	vs. Phoenix Suns	2/25/86	W	112-99	41
Alex English	@ Los Angeles Lakers	1/8/85	W	126-124	41
Alex English	vs. Kansas City Kings	2/25/84	W	148-136	41
Kiki Vandeweghe	vs. Dallas Mavericks	2/8/84	L	114-120	41
Kiki Vandeweghe	vs. Seattle SuperSonics	1/3/84	L	110-109	41
Alex English	vs. Golden State Warriors	12/27/82	W	130-128	41
Alex English	@ Indiana Pacers	12/8/82	L	126-130	41
David Thompson	@ San Antonio Spurs	1/2/82	L	133-148	41
George McGinnis	vs. New York Knicks	1/12/79	W	126-119	41
David Thompson	@ New York Knicks	1/31/78	W	119-115	41
David Thompson	@ Houston Rockets	1/12/78	W	109-106	41
<hr/>					
Carmelo Anthony	@ Cleveland Cavaliers	2/18/10	W	118-116 (OT)	40
Carmelo Anthony	@ Detroit Pistons	12/10/09	L	99-101	40
J.R. Smith	vs. Washington Wizards	3/20/09	W	116-105	40
Carmelo Anthony	@ Miami Heat	12/9/05	W	100-92	40
Antonio McDyess	vs. Houston Rockets	11/30/00	L	105-109 (OT)	40
Antonio McDyess	@ Houston Rockets	1/20/00	L	115-122	40
Orlando Woolridge	@ Phoenix Suns	11/10/90	L	143-173	40
Alex English	@ Los Angeles Clippers	2/20/87	L	107-121	40
Alex English	vs. Dallas Mavericks	1/31/85	W	121-110	40
Kiki Vandeweghe	vs. Boston Celtics	12/30/82	L	145-132	40
Alex English	@ Dallas Mavericks	11/13/82	W	140-130	40
Kiki Vandeweghe	@ Boston Celtics	2/5/82	L	144-145	40
David Thompson	@ Phoenix Suns	11/23/80	L	113-131	40
Alex English	@ Kansas City Kings	3/20/80	L	105-121	40
David Thompson	@ New Jersey Nets	3/17/78	L	109-111 (OT)	40
Dan Issel	vs. Indiana Pacers	2/22/78	L	96-99	40
David Thompson	@ New Orleans Jazz	4/10/77	L	125-139	40
David Thompson	@ Philadelphia 76ers	3/9/77	L (2OT)	125-129	40
Dan Issel	@ Kansas City Kings	2/25/77	W	130-128	40
David Thompson	@ Portland Trail Blazers	2/8/77	W	119-111	40

50+ GAMES BY PLAYER

2	Alex English
2	Kiki Vandeweghe
1	Mahmoud Abdul-Rauf
1	Michael Adams
1	Carmelo Anthony
1	Allen Iverson
1	David Thompson

40+ GAMES BY PLAYER

33	Alex English
17	Carmelo Anthony
17	David Thompson
11	Kiki Vandeweghe
6	Michael Adams
4	J.R. Smith
4	Nick Van Exel
3	Dan Issel
3	Allen Iverson
3	Antonio McDyess
2	George McGinnis
1	Mahmoud Abdul-Rauf
1	Walter Davis
1	Linus Kleiza
1	Jay Vincent
1	Orlando Woolridge

TOP OPPONENTS INDIV. SCORING GAMES (SINCE 1976-77)



PLAYER	TEAM	SITE	DATE	W/L	PTS
Adrian Dantley	Utah	Utah	2/6/81	L	55
Adrian Dantley	Utah	Utah	4/10/82	W	53
George Gervin	San Antonio	San Antonio	1/8/80	W	53
Bernard King	Washington	Washington	12/29/90	W	52
Charles Smith	L.A. Clippers	Denver	12/1/90	W	52
Hakeem Olajuwon	Houston	Denver	4/19/90	L (OT)	52
Michael Jordan	Chicago	Denver	11/26/88	L	52
Tracy McGrady	Orlando	Denver	11/14/03	L	51
Kobe Bryant	L.A. Lakers	Denver	2/12/03	W	51
Adrian Dantley	Utah	Denver	1/7/81	W	51
Cliff Robinson	Phoenix	Phoenix	1/16/00	W	50
Jim Jackson	Dallas	Denver	11/26/94	W (OT)	50
Michael Jordan	Chicago	Chicago	3/24/92	W	50
John Drew	Atlanta	Atlanta	12/30/78	W	50
Otis Birdsong	Kansas City	Denver	1/29/80	W	49
World B. Free	San Diego	San Diego	2/2/79	W	49
Hakeem Olajuwon	Houston	Houston	1/30/97	L	48
Karl Malone	Utah	Denver	1/6/90	W	48
Mike Dunleavy	Houston	Houston	12/6/80	W	48
Paul Westphal	Phoenix	Phoenix	11/27/77	W	48
Darius Miles	Portland	Denver	4/19/05	L	47
Scottie Pippen	Chicago	Chicago	2/18/97	W	47
Isiah Thomas	Detroit	Denver	12/13/83	W (3OT)	47
Adrian Dantley	Utah	Utah	11/25/83	W	47
Mark Aguirre	Dallas	Dallas	3/1/85	L	46
Mark Aguirre	Dallas	Dallas	3/24/84	W	46
Tracy McGrady	Houston	Denver	1/9/05	W	45
Paul Pierce	Boston	Boston	1/24/03	W	45
Hakeem Olajuwon	Houston	Houston	3/29/97	W	45
Vernon Maxwell	Houston	Denver	4/5/91	W	45
Rickey Green	Utah	Las Vegas	4/10/84	W	45
Pete Maravich	New Orleans Jazz	New Orleans	4/10/77	W	45
Dirk Nowitzki	Dallas	Denver	1/13/09	L	44
Ray Allen	Seattle	Seattle	1/23/07	L	44
Quentin Richardson	L.A. Clippers	Los Angeles	12/31/03	W	44
Larry Hughes	Golden State	Golden State	4/9/00	W	44
Isiah Thomas	Detroit	Denver	3/25/83	L	44
Elvin Hayes	Washington	Washington	3/2/77	W (OT)	44
LeBron James	Cleveland	Cleveland	2/18/10	L	43
Tracy McGrady	Orlando	Orlando	3/9/03	W	43
Larry Bird	Boston	Boston	12/5/90	W	43
David Robinson	San Antonio	San Antonio	11/7/90	W	43
Clyde Drexler	Portland	Denver	12/20/88	W	43
Sidney Moncrief	Milwaukee	Denver	11/19/83	L	43
Adrian Dantley	Utah	Utah	11/10/82	W	43
Adrian Dantley	Utah	Denver	11/28/81	L (OT)	43
Phil Smith	Golden State	Denver	11/9/76	L	43



TOP OPPONENTS INDIV. SCORING GAMES (SINCE 1976-77)

PLAYER	TEAM	SITE	DATE	W/L	PTS
Michael Redd	Milwaukee	Milwaukee	2/23/08	W	42
Kobe Bryant	L.A. Lakers	Denver	4/6/06	L	42
Jason Richardson	Golden State	Oakland	1/17/05	W	42
Kobe Bryant	L.A. Lakers	Los Angeles	1/2/05	W	42
Kobe Bryant	L.A. Lakers	Los Angeles	2/11/03	W	42
Vince Carter	Toronto	Toronto	12/7/01	W (OT)	42
Rasheed Wallace	Portland	Portland	2/20/01	W	42
David Robinson	San Antonio	Denver	4/16/95	W	42
Kevin Johnson	Phoenix	Phoenix	4/3/94	W	42
Derrick Coleman	New Jersey	New Jersey	2/15/91	W	42
Sherman Douglas	Miami	Denver	12/27/90	W	42
Allen Leavell	Houston	Houston	2/2/83	W	42
Adrian Dantley	Utah	Denver	2/10/82	W	42
Calvin Murphy	Houston	Houston	1/3/81	L	42
Adrian Dantley	Utah	Utah	10/18/80	W	42
World B. Free	San Diego	Denver	3/30/79	L	42
John Williamson	New Jersey	New Jersey	3/17/78	W (OT)	42
<hr/>					
Brandon Roy	Portland	Portland	12/25/09	W	41
Al Harrington	New York	Denver	11/27/09	L	41
Amare Stoudemire	Phoenix	Phoenix	3/31/08	W	41
Mike Miller	Memphis	Memphis	3/17/06	W	41
Antawn Jamison	Golden State	Golden State	4/6/03	W	41
Chris Webber	Sacramento	Sacramento	3/9/01	W	41
Mitch Richmond	Sacramento	Sacramento	1/4/96	W	41
Hakeem Olajuwon	Houston	Denver	1/14/95	L	41
Karl Malone	Utah	Utah	4/13/91	W	41
Charles Barkley	Philadelphia	Denver	1/5/91	W	41
Thurl Bailey	Utah	Denver	3/14/88	W	41
Alvin Robertson	San Antonio	Denver	12/21/85	W	41
John Long	Detroit	Denver	12/13/83	W (30T)	41
Scott Wedman	Kansas City	Kansas City	3/18/81	W (20T)	41
Moses Malone	Houston	Denver	10/21/80	W	41
George Gervin	San Antonio	Denver	12/11/79	L	41
Nate Williams	New Orleans Jazz	New Orleans	4/10/77	W	41
<hr/>					
O.J. Mayo	Memphis	Denver	11/1/09	L	40
Gerald Wallace	Charlotte	Charlotte	1/14/08	W	40
Vince Carter	New Jersey	Denver	1/27/07	W	40
Shaquille O'Neal	L.A. Lakers	Los Angeles	1/22/02	L	40
Shaquille O'Neal	L.A. Lakers	Denver	3/13/00	W	40
Jerry Stackhouse	Detroit	Detroit	3/8/00	W	40
Tracy Murray	Toronto	Toronto	3/18/96	L	40
Dennis Scott	Orlando	Orlando	3/8/91	W	40
Sleepy Floyd	Houston	Denver	2/26/91	W	40
Charles Barkley	Philadelphia	Philadelphia	12/7/90	W	40
Karl Malone	Utah	Utah	11/3/89	W	40
Karl Malone	Utah	Utah	4/12/89	W	40
Isiah Thomas	Detroit	Detroit	1/2/88	L	40
Larry Bird	Boston	Boston	12/9/87	L	40
Michael Jordan	Chicago	Chicago	12/9/86	W	40
Larry Bird	Boston	Denver	2/20/85	L	40
Mickey Johnson	Golden State	Golden State	2/28/84	W (OT)	40
Walter Davis	Phoenix	Phoenix	12/26/83	W (OT)	40
Adrian Dantley	Utah	Denver	10/28/83	L	40
Adrian Dantley	Utah	Utah	2/15/82	L	40
Brian Winters	Milwaukee	Denver	1/22/82	W	40
Adrian Dantley	Utah	Utah	12/4/80	W	40
Walter Davis	Phoenix	Denver	11/24/79	W	40
Billy Knight	Buffalo	Denver	1/25/78	L (OT)	40
Bob Lanier	Detroit	Detroit	2/4/77	W	40

DAVID THOMPSON'S 73-POINT GAME



On April 9, 1978, David Thompson became just the second player in NBA history (Wilt Chamberlain) to score more than 72 points in a game as he hit for 73 against the Detroit Pistons on the final day of the regular season at Detroit's Cobo Arena.

DT broke the NBA record for points in a quarter (32 in the 1st) and field goals in a quarter (18 in the 1st).

His 73 points still stand as the most scored by an individual in Nuggets history and are the third-most (Wilt Chamberlain, 100, Kobe Bryant, 81) ever scored in a non-overtime game in NBA annals.

Despite DT's heroics, the Nuggets lost, 139-137.

DENVER NUGGETS (137)

PLAYER	MIN	FG	FGA	FT	FTA	OFF	DEF	REB	AST	PF	STL	TO	BS	PTS
Bobby Jones	15	2	2	0	0	3	3	2	0	0	4	0	0	4
Bobby Wilkerson	32	1	8	0	0	5	5	3	5	3	5	1	2	2
Dan Issel	32	6	9	2	2	3	6	9	10	2	2	4	1	14
DAVID THOMPSON	43	28	38	17	20	3	4	7	2	2	0	4	1	73
Anthony Roberts	34	5	8	2	2	2	3	5	1	5	3	3	0	12
Bo Ellis	23	2	4	1	1	1	3	4	6	2	0	0	2	5
Tom LaGarde	14	2	5	3	4	0	4	2	0	3	1	2	0	7
Ralph Sampson	24	4	9	1	1	1	2	3	4	2	2	3	0	9
Norman Cook	4	1	1	0	0	1	2	3	1	1	0	0	0	2
Mack Calvin	9	3	4	1	2	0	0	0	0	1	0	1	0	7
Robert Smith	10	1	2	0	0	0	1	1	1	1	0	0	0	2
TOTALS	240	55	90	29	32	11	33	44	30	24	11	26	5	137

FG Pct.: .611 FT Pct.: .844

DETROIT PISTONS (139)

PLAYER	MIN	FG	FGA	FT	FTA	OFF	DEF	REB	AST	PF	STL	TO	BS	PTS
M.L. Carr	39	10	18	5	6	4	5	9	1	2	2	3	0	25
John Shumate	41	8	11	4	4	1	8	9	1	4	2	1	2	20
Dan Poquette	23	5	7	1	2	2	3	5	0	1	0	1	1	11
Eric Toney	33	11	24	1	1	0	2	2	4	3	3	0	0	23
Chris Ford	35	8	14	3	4	1	3	4	9	3	4	5	0	19
Jim Bostic	15	4	8	2	5	3	1	4	0	0	0	2	0	10
Al Skinner	30	8	12	11	11	3	2	5	3	4	0	2	0	27
Jim Price	24	2	8	0	0	1	1	2	5	4	2	3	0	4
TOTALS	240	55	102	27	33	15	25	40	23	21	13	17	3	139

FG Pct.: .549 FT Pct.: .818

SCORE BY PERIODS

	1	2	3	4	FINAL
Denver	42	41	23	31	137
Detroit	36	33	35	35	139

Attendance: 3,482 Time of Game: 2:02



NUGGETS 20-20 CLUB SINCE 1976-77

PLAYER	OPPONENT	RESULT	DATE	POINTS	REBS
Marcus Camby	@ L.A. Lakers	W	4/3/07	21	20
Marcus Camby	@ Phoenix	L	12/2/05	33	20
Marcus Camby	vs. Memphis	W	11/20/05	21	21
Marcus Camby	@ Seattle (OT)	W	1/18/05	25	24
Raef LaFrentz	vs. Sacramento	W	4/18/01	32	20
Antonio McDyess	vs. Orlando	L	2/26/01	24	21
Antonio McDyess	vs. Vancouver	W	1/17/01	20	20
Antonio McDyess	vs. Houston (OT)	L	11/30/00	40	20
Antonio McDyess	@ L.A. Clippers (OT)	W	4/15/00	30	21
Nick Van Exel	vs. Atlanta	W	11/8/99	23	20*
Danny Fortson	@ Sacramento	L	4/15/99	20	23
Ervin Johnson	@ Dallas	W	4/19/97	21	26
Mark Jackson	vs. New Jersey	W	1/20/97	21	22*
Mahmoud Abdul-Rauf	@ Phoenix (3 OT)	W	11/15/95	30	20*
Dikembe Mutombo	vs. Chicago	W	1/30/93	29	22
Dikembe Mutombo	@ Minnesota	L	2/3/92	39	21
Dikembe Mutombo	vs. Charlotte	W	11/26/91	21	20
Fat Lever	vs. San Antonio	L	4/20/90	20	22
Fat Lever	vs. Golden State	W	2/19/90	29	20
Fat Lever	@ Houston	W	4/5/88	22	21
Fat Lever	vs. Cleveland	W	3/2/88	20	20
Alex English	vs. Kansas City	W	4/17/83	31	20
Dan Issel	vs. San Antonio	W	1/24/81	32	21
George McGinnis	vs. San Antonio	W	12/12/78	36	20
George McGinnis	vs. Phoenix	W	10/25/78	33	24

Total 20-20 games: (25) Antonio McDyess - 4; Marcus Camby - 4; Fat Lever - 4; Dikembe Mutombo - 3; George McGinnis - 2; Mahmoud Abdul-Rauf - 1; Alex English - 1; Danny Fortson - 1; Dan Issel - 1; Mark Jackson - 1; Ervin Johnson - 1; Raef LaFrentz - 1; Nick Van Exel - 1.

OPPONENTS 20-20 CLUB SINCE 1976-77

PLAYER	TEAM	RESULT	DATE	PTS	REBS
Carlos Boozer	@ Utah ^	L	4/30/10	22	20
Zach Randolph	@ Memphis	L	12/20/09	32	24
Dwight Howard	@ Orlando	W	2/13/08	23	24
Kevin Garnett	@ Minnesota ^	W	4/21/04	20	22
Jermaine O'Neal	@ Indiana	W	11/4/03	25	20
Anthony Mason	@ Charlotte	W	12/11/96	25	21
Karl Malone	@ Utah	L	12/7/95	26	22
David Robinson	San Antonio	L	11/15/94	33	20
Otis Thorpe	Houston	L	1/20/94	24	20
Kevin Willis	@ Atlanta	W	12/11/92	25	22
Scott Skiles	@ Orlando	W	3/8/92	20	20*
Dennis Rodman	@ Detroit	W	1/2/91	34	23
Scott Skiles	@ Orlando	W	12/30/90	22	30*
Charles Barkley	@ Philadelphia	W	12/7/90	40	22
Otis Thorpe	@ Houston	W	11/6/90	21	22
Patrick Ewing	@ New York	L	3/31/90	37	21
Magic Johnson	@ L.A. Lakers	W	11/17/89	24	24*
Roy Tarpley	Dallas	W	4/23/89	20	20
Hakeem Olajuwon	@ Houston	L	3/21/89	36	23
Herb Williams	@ Indiana	W	1/23/89	21	29
John Stockton	Utah	W	3/14/88	24	20*
Jerome Kersey	@ Portland	W	2/12/88	34	20
Charles Barkley	@ Philadelphia	W	3/20/87	26	25
James Donaldson	@ Dallas	W	12/19/86	20	22
Kevin Willis	@ Atlanta	W	3/11/86	39	21
Ralph Sampson	@ Houston	W	2/27/86	31	22
Hakeem Olajuwon	Houston	L	3/5/85	20	25
Maurice Lucas	@ Phoenix	W	12/26/83	29	25
Dan Roundfield	@ Atlanta	L	11/29/83	24	22
Moses Malone	Philadelphia	W	2/1/83	30	24
Larry Smith	@ Golden State	L	3/28/81	23	31
Moses Malone	Houston	L	3/15/81	31	23
Moses Malone	@ Houston	W	2/3/81	38	26
Swen Nater	@ San Diego	W	11/25/80	26	20
Artis Gilmore	@ Chicago	L	11/8/80	22	21
Larry Smith	@ Golden State	W	10/29/80	22	22
Moses Malone	Houston	W	10/21/80	41	26
Swen Nater	@ San Diego	W	3/13/80	21	22
Mark Landsberger	Chicago	L	1/28/79	21	29
Jack Sikma	@ Seattle	L	1/5/79	23	23
Elvin Hayes	Washington	L	12/16/77	33	20
Artis Gilmore	@ Chicago	W	12/13/77	20	26
Moses Malone	@ Houston	L	4/9/77	22	21
Maurice Lucas	Portland	L	2/19/77	35	20
Bob McAdoo	@ Buffalo	W	11/11/76	22	25

* Assists

^ Playoffs

ALL-TIME TRIPLE-DOUBLES (SINCE 1976-77)



POINTS, REBOUNDS, ASSISTS (63)

PLAYER	POINTS	REBOUNDS	ASSISTS	DATE	OPPONENT
Marcus Camby	13	15	10	3/16/08	vs. Seattle
Carmelo Anthony	31	10	10	2/5/07	vs. Phoenix
Andre Miller	24	10	10	1/26/04	vs. Minnesota
Rodney White	17	12	10	3/24/03	vs. Dallas
James Posey	19	14	10	11/2/02	@ Portland
Robert Pack	12	10	11	4/13/01	vs. Golden State
Mark Jackson	20	10	12	1/28/97	@ Utah
Mark Jackson	15	16	12	1/22/97	vs. Vancouver
Reggie Williams	14	10	11	1/14/95	vs. Houston
Robert Pack	21	10	17	11/26/94	vs. Dallas
Michael Adams	45	11	12	1/31/91	vs. New Jersey
Fat Lever	20	22	11	4/20/90	vs. San Antonio
Fat Lever	17	11	10	3/20/90	vs. L.A. Clippers
Fat Lever	18	12	12	2/25/90	vs. Boston
Fat Lever [^]	19	14	10	11/9/89	vs. Houston
Fat Lever [^]	20	14	12	11/8/89	vs. Sacramento
Fat Lever [*]	20	12	17	4/28/89	@ Phoenix
Fat Lever	15	13	23	4/21/89	@ Golden State
Fat Lever	26	11	11	4/9/89	@ Portland
Fat Lever	24	11	12	3/27/89	@ L.A. Clippers
Fat Lever	17	11	10	3/2/89	vs. Houston
Fat Lever	16	12	16	2/26/89	vs. Philadelphia
Fat Lever	23	13	11	2/2/89	vs. Atlanta
Fat Lever	12	18	10	12/17/88	vs. L.A. Clippers
Fat Lever	15	10	17	12/6/88	@ New York
Fat Lever	17	13	12	11/29/88	vs. New York
Fat Lever [*]	11	11	12	5/14/88	@ Dallas
Fat Lever	25	19	13	4/17/88	vs. Dallas
Fat Lever	21	10	15	3/31/88	vs. Sacramento
Fat Lever	20	20	12	3/2/88	vs. Cleveland
Fat Lever	15	10	16	2/24/88	@ Utah
Fat Lever	19	13	10	2/12/88	@ Portland
Fat Lever	31	16	12	1/7/88	@ Chicago
Fat Lever	18	11	13	12/9/87	@ Boston
Fat Lever	16	10	10	12/1/87	@ Houston
Fat Lever	21	13	14	11/24/87	vs. New Jersey
Fat Lever	15	12	11	11/21/87	@ L.A. Clippers
Fat Lever	11	10	10	11/6/87	vs. L.A. Clippers
Fat Lever	28	11	10	4/7/87	@ Golden State
Fat Lever	27	13	11	3/21/87	@ Washington
Fat Lever	20	10	15	3/5/87	vs. San Antonio
Fat Lever	15	16	10	3/2/87	vs. Sacramento
Fat Lever	18	12	13	2/24/87	vs. Houston
Fat Lever	10	10	14	2/18/87	vs. L.A. Lakers
Fat Lever	26	14	11	2/3/87	@ Houston
Fat Lever [^]	24	14	10	1/29/87	vs. Dallas
Fat Lever [^]	36	12	10	1/26/87	@ Portland
Fat Lever [^]	25	15	12	1/24/87	vs. Milwaukee
Fat Lever	17	10	10	1/10/87	vs. Phoenix
Fat Lever	23	11	12	1/2/87	vs. Houston
Fat Lever	17	11	14	12/16/86	@ Sacramento
Fat Lever	12	10	10	12/9/86	@ Chicago
Fat Lever	20	10	12	12/3/86	@ Boston
Fat Lever	13	12	14	11/6/86	vs. Utah
Fat Lever [*]	14	12	14	11/27/85	@ Golden State
Fat Lever [*]	19	16	18	4/30/85	vs. San Antonio
Alex English	22	10	10	3/21/84	vs. Houston
Alex English	33	10	10	12/15/82	@ Milwaukee
Alex English	32	13	10	3/16/82	vs. Utah
Alex English	22	11	15	3/5/82	vs. Washington
George McGinnis	17	16	12	11/27/79	vs. Washington
George McGinnis	20	11	10	11/16/79	vs. L.A. Lakers
Jim Price	14	10	11	2/2/77	vs. Washington

* indicates playoff game

[^] indicates consecutive games



ALL-TIME TRIPLE-DOUBLES (SINCE 1976-77)

POINTS, REBOUNDS, BLOCKED SHOTS (9)

PLAYER	POINTS	REBOUNDS	BLOCKS	DATE	OPPONENT
Marcus Camby	10	11	10	12/26/07	vs. Milwaukee
Dikembe Mutombo	22	16	10	12/2/95	vs. Minnesota
Dikembe Mutombo	18	18	10	4/2/95	@ Cleveland
Dikembe Mutombo	12	14	11	11/8/94	@ Dallas
Dikembe Mutombo ^A	13	13	11	4/7/94	vs. Seattle
Dikembe Mutombo ^A	11	16	11	4/5/94	vs. L.A. Clippers
Dikembe Mutombo	17	13	11	11/26/93	vs. Portland
Dikembe Mutombo	16	21	12	4/18/93	vs. L.A. Clippers
Dikembe Mutombo	21	16	10	3/25/93	vs. Golden State

POINTS, ASSISTS, STEALS (1)

PLAYER	POINTS	ASSISTS	STEALS	DATE	OPPONENT
Fat Lever	13	15	10	3/9/85	vs. Indiana

BY NUMBER

PLAYER	NO
Fat Lever	46 (includes 3 in playoffs)
Dikembe Mutombo	8
Alex English	4
Marcus Camby	2
Mark Jackson	2
George McGinnis	2
Robert Pack	2
Michael Adams	1

PLAYER	NO
Carmelo Anthony	1
Andre Miller	1
James Posey	1
Jim Price	1
Rodney White	1
Reggie Williams	1
Total	73

OPPONENTS TRIPLE-DOUBLES

PLAYER	TEAM	NO.
Magic Johnson	LA Lakers	16
Jason Kidd	Dallas-Phoenix-NJ	6
Johnny Moore	San Antonio	3 (1 in playoffs)
Larry Bird	Boston	2
Kevin Garnett	Minnesota	2 (1 in playoffs)
Michael Jordan	Chicago	2
Alvin Robertson	San Antonio	2
Charles Barkley	Houston-Phoenix	2
LeBron James	Cleveland	2
Alvin Adams	Phoenix	1
Mark Aguirre	Dallas	1
Dave Cowens	Boston	1
Baron Davis	Golden State	1
Sleepy Floyd	Houston	1
Rickey Green	Utah	1
Anfernee Hardaway	Phoenix	1
Tim Hardaway	Golden State	1
Grant Hill	Detroit	1
Marques Johnson	Milwaukee	1

PLAYER	TEAM	NO.
Pete Maravich	New Orleans	1
Rodney McCray	Sacramento	1
Tracy McGrady	Houston	1
Dirk Nowitzki	Dallas	1
Lamar Odom	L.A. Lakers	1
Rajon Rondo	Boston	1
John Salmons	Sacramento	1
Ralph Sampson	Houston	1 (playoffs)
Lonnie Shelton	Seattle	1
Jack Sikma	Seattle	1
Josh Smith	Atlanta	1
Steve Smith	Miami	1
Mychal Thompson	Portland	1
Otis Thorpe	Houston	1
Andrew Toney	Philadelphia	1
Wes Unseld	Washington	1
Antoine Walker	Boston	1
Darrell Walker	Washington	1
Total		65

ALL-TIME OPPONENT TRIPLE-DOUBLES (SINCE 1976-77)



POINTS, REBOUNDS, ASSISTS (65)

PLAYER	TEAM	POINTS	REBOUNDS	ASSISTS	DATE	SITE
Dirk Nowitzki	Dallas	34	10	10	3/29/10	Dallas
Rajon Rondo	Boston	11	11	15	3/24/10	Boston
LeBron James	Cleveland	43	13	15	2/18/10	Cleveland
Tracy McGrady	Houston	20	14	10	12/16/08	Houston
Baron Davis	Golden State	20	10	11	4/10/08	Golden State
Jason Kidd	New Jersey	13	11	10	1/25/08	Denver
Josh Smith	Atlanta	22	12	10	1/23/08	Denver
Lamar Odom	L.A. Lakers	17	14	12	4/3/07	Los Angeles
LeBron James	Cleveland	30	10	10	1/19/07	Denver
John Salmons	Sacramento	21	11	10	12/22/06	Denver
Kevin Garnett*	Minnesota	20	22	10	4/21/04	Minnesota
Antoine Walker	Boston	30	12	14	2/12/02	Denver
Anfernee Hardaway	Phoenix	12	10	11	12/29/01	Phoenix
Jason Kidd	Phoenix	14	10	13	12/23/00	Phoenix
Jason Kidd	Phoenix	11	13	11	4/29/99	Denver
Jason Kidd	Phoenix	28	11	13	2/15/99	Denver
Jason Kidd	Phoenix	14	11	11	4/15/98	Phoenix
Kevin Garnett	Minnesota	18	13	10	1/3/98	Minnesota
Charles Barkley	Houston	15	11	12	12/2/97	Houston
Grant Hill	Detroit	23	13	10	3/17/96	Detroit
Jason Kidd	Dallas	26	12	12	2/29/96	Denver
Charles Barkley	Phoenix	26	19	12	4/9/93	Phoenix
Steve Smith	Miami	21	10	12	2/15/93	Miami
Otis Thorpe	Houston	16	13	10	1/14/92	Houston
Magic Johnson	LA Lakers	21	10	11	11/19/90	Denver
Darrell Walker	Washington	10	16	13	3/28/90	Denver
Magic Johnson	LA Lakers	17	11	17	2/21/90	Denver
Tim Hardaway	Golden State	19	10	19	1/8/90	Denver
Larry Bird	Boston	24	12	12	12/8/89	Denver
Magic Johnson	LA Lakers	24	17	17	4/18/89	Los Angeles
Magic Johnson	LA Lakers	20	17	15	4/1/89	Los Angeles
Michael Jordan	Chicago	38	12	11	1/13/89	Chicago
Rodney McCray	Sacramento	20	12	10	12/1/88	Sacramento
Magic Johnson	LA Lakers	14	11	10	4/13/88	Denver
Alvin Robertson	San Antonio	18	13	10	4/8/88	San Antonio
Magic Johnson	LA Lakers	18	10	14	1/21/88	Denver
Sleepy Floyd	Houston	23	13	10	12/19/87	Houston
Ralph Sampson*	Houston	33	17	10	5/6/86	Houston
Alvin Robertson	San Antonio	14	10	10	12/28/85	San Antonio
Magic Johnson	LA Lakers	19	10	12	11/8/85	Los Angeles
Johnny Moore*	San Antonio	17	10	16	4/26/85	San Antonio
Alvin Adams	Phoenix	31	13	11	4/4/85	Phoenix
Andrew Toney	Philadelphia	28	11	12	3/24/85	Philadelphia
Michael Jordan	Chicago	35	14	15	1/14/85	Chicago
Magic Johnson	LA Lakers	21	11	14	12/28/84	Denver
Jack Sikma	Seattle	17	14	10	12/16/84	Denver
Johnny Moore	San Antonio	13	10	16	12/12/84	San Antonio
Rickey Green	Utah	15	10	12	4/22/84	Utah
Magic Johnson	LA Lakers	33	13	16	2/17/84	Los Angeles
Mychal Thompson	Portland	24	16	11	1/6/84	Portland
Marques Johnson	Milwaukee	21	10	11	11/30/83	Milwaukee
Larry Bird	Boston	28	11	10	11/15/83	Denver
Magic Johnson	LA Lakers	29	12	14	11/8/83	Denver
Lonnie Shelton	Seattle	17	10	10	3/18/83	Seattle
Mark Aguirre	Dallas	30	11	16	1/14/83	Dallas
Magic Johnson	LA Lakers	10	10	12	11/21/82	Los Angeles
Magic Johnson	LA Lakers	17	15	13	11/3/82	Denver
Johnny Moore	San Antonio	11	10	13	3/24/82	Denver
Magic Johnson	LA Lakers	22	16	14	1/19/82	Denver
Magic Johnson	LA Lakers	24	10	11	12/4/81	Denver
Magic Johnson	LA Lakers	33	15	17	3/29/81	Los Angeles
Magic Johnson	LA Lakers	20	11	11	11/16/79	Denver
Wes Unseld	Washington	16	11	11	11/18/78	Washington
Dave Cowens	Boston	24	16	10	2/27/77	Boston
Pete Maravich	N.O. Jazz	45	11	10	4/10/77	New Orleans

* Playoffs



HIGHEST SCORING GAME IN NBA HISTORY

An unassuming crowd of 9,655 fans filed into McNichols Arena on Dec. 13, 1983, unaware that they were about to witness NBA history.

On this winter night, the Pistons and Nuggets battled back-and-forth in one of the most exciting games of all time. Detroit, led by All-Star guard Isiah Thomas' 47 points, overcame a horrendous night at the foul line (37-60) and outlasted the Nuggets, 186-184, in triple overtime. The game still stands as the highest scoring contest in league history.

What makes that mark even more incredible is that only two three-point field goals were made the entire night.

In all, six NBA records were broken including: most points, both teams, game (370); most points, one team, game (Detroit, 186); most players with 40-or-more-points, game (4); most field goals made, both teams, game (142); most field goals made, one team, game (Detroit, 74) and most assists, both teams, game (93).

All six still stand today.

DETROIT PISTONS (186)

PLAYER	MIN	FG	FGA	3FG	3FGA	FT	FTA	REB	A	PTS
Kelly Tripucka	39	14	25	0	0	7	9	4	2	35
Cliff Levingston	13	1	2	0	0	0	0	2	0	2
Bill Laimbeer	47	6	10	0	0	5	9	12	6	17
Isiah Thomas	52	18	34	1	2	10	19	5	17	47
John Long	46	18	25	0	0	5	6	6	8	41
Terry Tyler	28	8	15	0	0	2	3	8	1	18
Vinnie Johnson	21	4	12	0	0	4	5	5	8	12
Earl Cureton	34	3	6	0	0	3	5	7	2	9
Ray Tolbert	15	1	4	0	0	1	4	6	2	3
Walker Russell	6	1	2	0	0	0	0	0	1	2
Kent Benson	13	0	1	0	0	0	0	1	0	0
David Thirkill	1	0	0	0	0	0	0	0	0	0
TOTALS	315	74	136	1	2	37	60	56	47	186

FG Pct. (.544), FT Pct. (.617), Team Rebounds: 16

DENVER NUGGETS (184)

PLAYER	MIN	FG	FGA	3FG	3FGA	FT	FTA	REB	A	PTS
Alex English	50	18	30	0	0	11	13	12	7	47
Kiki Vandeweghe	50	21	29	0	0	9	11	9	8	51
Dan Issel	35	11	19	0	1	6	8	8	5	28
Rob Williams	21	3	8	0	0	3	4	3	5	9
T.R. Dunn	36	3	3	0	0	1	2	4	2	7
Mike Evans	40	7	13	0	0	2	2	2	7	16
Richard Anderson	14	5	6	1	1	2	3	5	1	13
Danny Schayes	24	0	1	0	0	11	12	7	2	11
Bill Hanzlik	38	0	4	0	0	2	2	7	7	2
Howard Carter	4	0	1	0	0	0	0	0	1	0
Ken Dennard	3	0	1	0	0	0	0	0	1	0
TOTALS	315	68	115	1	2	47	57	57	46	184

FG Pct. (.591), FT Pct. (.825), Team Rebounds: 13

SCORE BY PERIODS	1ST	2ND	3RD	4TH	1 OT	2 OT	3 OT	FINAL
Detroit	38	36	34	37	14	12	15	186
Denver	34	40	39	32	14	12	13	184

Officials: Joe Borgia and Jesse Hall.
Attendance: 9,655
Time of Game: 3:11

TOP TEAM SCORING GAMES



NUGGETS TOP TEAM SCORING GAMES (REGULAR SEASON)

POINTS	OPPONENT	DEN-OPP	DATE
184	vs. Detroit	184-186 (30T)#	12/13/83
168	vs. Seattle	168-116	3/16/08
163	vs. San Antonio	163-155	1/11/84
162	vs. Portland	162-143	2/13/81
158	vs. Golden State	158-162	11/2/90
156	vs. San Antonio	156-142	11/20/87
156	vs. San Antonio*	156-144	3/8/75
155	vs. Indiana	155-150 (OT)	12/28/82
154	@ San Antonio	154-157	4/15/84
154	vs. Utah	154-138	3/16/82
153	@ San Antonio	153-161	11/7/90
153	@ Texas Chaparrals*	153-158 (30T)	3/5/71
152	vs. L.A. Stars*	152-116	4/15/70
152	vs. Dallas Chaparrals*	152-113	4/8/70

TOP TEAM SCORING GAMES VS. DENVER (REGULAR SEASON)

POINTS	OPPONENT	DEN-OPP	DATE
186	Detroit	184-186 (30T)#	12/13/83
173	@ Phoenix	143-173	11/10/90
162	Golden State	158-162	11/2/90
161	@ San Antonio	153-161	11/7/90
161	@ Washington	133-161	12/29/90
158	@ Texas Chaparrals*	155-158 (30T)	3/5/71
157	@ San Antonio	154-157	4/15/84
156	Houston	133-156	1/10/90
156	@ Portland	116-156	11/22/83
155	Orlando	116-155	12/30/90
155	@ Portland	129-155	11/13/90
155	San Antonio	163-155	1/11/84
155	@ Virginia Squires*	111-155	10/26/73
153	Phoenix	118-153	4/16/90
153	@ L.A. Lakers	128-153	4/9/82
152	@ Golden State	107-152	11/7/81

* Signifies an ABA game

Highest scoring game in NBA history





GAMES WITH LARGEST MARGINS (IN DENVER HISTORY)

BIGGEST WINS (REGULAR SEASON)

MARGIN	OPPONENT	DEN-OPP	DATE	SITE
52	Seattle	168-116	3/16/08	Denver
46	L.A. Clippers	139-93	11/6/87	Denver
42	Seattle	138-96	2/27/08	Seattle
44	Utah Stars*	145-101	11/5/74	Denver
39	Toronto	132-93	12/2/08	Denver
39	Portland	107-68	11/4/05	Denver
39	L.A. Clippers	134-95	12/11/85	Denver
39	Dallas Chaparrals*	152-113	4/8/70	Denver
38	L.A. Clippers	118-80	2/21/95	Denver
37	Houston	130-93	1/19/83	Denver

BIGGEST ROAD WINS (REGULAR SEASON)

MARGIN	OPPONENT	DEN-OPP	DATE
42	@ Seattle	138-96	2/27/08
33	@ Sacramento	118-85	12/6/08
33	@ Chicago	124-91	11/20/79
31	@ Miami	135-104	12/23/89
30	@ Washington	117-87	3/9/04
29	@ L.A. Lakers	113-84	11/12/93
28	@ New Jersey	122-94	11/4/09
25	@ Sacramento	108-83	2/4/94
25	@ Chicago	109-84	2/18/94
23	@ Minnesota	110-87	4/5/09
23	@ San Antonio	100-77	4/18/07
23	@ New York	123-100	12/16/06

BIGGEST LOSSES (REGULAR SEASON)

MARGIN	OPPONENT	DEN-OPP	DATE	SITE
48	Milwaukee	95-143	3/26/80	Milwaukee
47	Seattle	99-146	1/15/91	Seattle
45	Golden State	107-152	11/7/81	Oakland
44	New Jersey	70-114	2/7/09	New Jersey
44	Portland	63-107	4/16/97	Portland
44	Kansas City	102-146	12/22/82	Kansas City
44	Virginia Squires*	111-155	10/26/73	Virginia
42	New York Nets*	86-128	11/23/73	Denver
41	Utah	88-129	2/1/95	Utah
41	Phoenix	88-129	12/27/92	Phoenix

BIGGEST HOME LOSSES (REGULAR SEASON)

MARGIN	OPPONENT	DEN-OPP	DATE
42	New York Nets*	86-128	11/23/73
39	Chicago	72-111	2/2/98
38	Boston	76-114	2/23/09
38	Indiana	92-130	12/30/90
35	Phoenix	118-153	4/16/91
33	New Jersey	87-120	1/27/98
33	Utah	99-132	12/30/98
32	Washington	75-107	3/20/02
31	Detroit	66-97	3/6/04
30	Dallas	102-132	1/29/87

*Signifies an ABA game

STREAKS



NUGGETS ALL-TIME STREAKS

LONGEST WINNING STREAKS

15	12/20/69 - 1/25/70
12	3/10 - 4/2/82
11	2/24 - 3/15/83
10	3 times, last 3/30 - 4/13/05
9	twice, last 11/6/84 - 11/27/84

LONGEST HOME WINNING STREAKS

28	12/27/75 - 3/21/76
26	10/19/74 - 2/1/75
20	1/9 - 3/30/85
19	twice, last 1/28 - 4/20/89
17**	3/11 - 11/27/09

LONGEST ROAD WINNING STREAKS

7	11/28 - 12/15/75
6	3/23 - 4/11/88
5	4 times, last 4/1 - 4/13/07
4	5 times, last 11/26 - 12/15/08

LONGEST LOSING STREAKS

23	12/9/97 - 1/23/98
16	2/12 - 3/10/98
14	2/6 - 3/5/03
14	12/5/92 - 1/5/93
12	10/31 - 11/25/97

LONGEST HOME LOSING STREAKS

11	12/16/97 - 1/29/98
10*	4/1/97 - 11/28/97
7	2/6 - 3/2/03
7	2/13 - 3/10/98
6	twice, last 12/26/96 - 1/13/97

LONGEST ROAD LOSING STREAKS

25****	2/5 - 11/27/91
24****	3/19/98 - 4/5/99
22	11/1/97 - 1/23/98
16	1/6 - 3/5/03
15	11/28/79 - 1/16/80

* Includes 5 games in '96-97 (4/1-4/17) and 5 games in '97-98 (10/31-11/22).
 ** Includes 10 games in '08-09 (3/11-4/13) and 7 games in '09-10 (10/28-11/27).
 *** Includes 20 games in '90-91 (2/5-4/21) and 5 games in '91-92 (11/8-11/27).
 **** Includes 7 games in '97-98 (3/19-4/19) and 17 games in '98-99 (2/5-4/5).

NUGGETS STREAKS SINCE JOINING THE NBA IN 1976-77

LONGEST WINNING STREAKS

12	3/10 - 4/2/82
11	2/24 - 3/15/83
10	3 times, last 3/30 - 4/13/05
9	11/6 - 11/27/84
8	4 times, last 1/11 - 1/27/10

LONGEST HOME WINNING STREAKS

20	1/9 - 3/30/85
19	1/28 - 4/20/89
17	3/11 - 11/27/09
15	10/22 - 12/23/76
13	2 times, last 3/17 - 11/12/88

LONGEST ROAD WINNING STREAKS

6	3/23 - 4/11/88
5	3 times, last 4/1 - 4/13/07
4	4 times, last 11/26 - 12/15/08
3	several times, last 3/10 - 3/13/10

LONGEST WINNING STREAKS TO START SEASON

8	10/22 - 11/9/76
6	10/25 - 11/7/85
5	10/28 - 11/4/09

LONGEST LOSING STREAKS

23	12/9/97 - 1/23/98
16	2/12 - 3/10/98
14	2/6 - 3/5/03
14	12/5/92 - 1/5/93
12	10/31 - 11/25/97

LONGEST HOME LOSING STREAKS

11	12/16/97 - 1/29/98
10	4/1/97 - 11/28/97
7	2/6 - 3/2/03
7	2/13 - 3/10/98
6	twice, last 12/26/96 - 1/13/97

LONGEST ROAD LOSING STREAKS

25	2/5 - 11/27/91
24	3/19/98 - 4/5/99
22	11/1/97 - 1/23/98
16	1/6 - 3/5/03
15	11/28/79 - 1/16/80

LONGEST LOSING STREAKS TO START SEASON

12	10/31 - 11/25/97
7	11/2 - 11/13/90
7	10/13 - 10/24/79



LONGEST YEAR-BY-YEAR STREAKS

YEAR	WINNING	DATES	LOSING	DATES
1967-68	7	1/4 - 1/27	4	11/19 - 11/24
1968-69	6	12/22 - 1/4	4	2 times
1969-70	15	12/20 - 1/25	7	10/19 - 10/28
1970-71	3	2/5 - 2/7	8	3/10 - 3/25
1971-72	3	2 times	5	3 times
1972-73	6	2/16 - 2/25	6	1/16 - 1/23
1973-74	5	11/6 - 11/17	7	3/7 - 3/16
1974-75	10	12/20 - 1/10	2	2 times
1975-76	9	11/28 - 12/15	3	3/10 - 3/12
1976-77	8	10/22 - 11/9	3	3/9 - 3/13
1977-78	10	12/26 - 1/17	5	12/13 - 12/23
1978-79	7	3/14 - 3/30	6	11/11 - 11/22
1979-80	3	1/31 - 2/9	7	2 times
1980-81	4	2/24 - 3/4	6	12/13 - 12/26
1981-82	12	3/10 - 4/2	7	12/1 - 12/15
1982-83	11	2/24 - 3/15	3	2 times
1983-84	3	4 times	6	2/4 - 2/16
1984-85	9	11/6 - 11/27	3	5 times
1985-86	6	2/15 - 2/25	4	1/15 - 1/21
1986-87	4	11/18 - 11/26	5	12/30 - 1/7
1987-88	10	3/20 - 4/11	3	2 times
1988-89	5	2 times	5	4/9 - 4/18
1989-90	7	11/18 - 12/2	5	3/22 - 3/30
1990-91	6	1/21 - 2/2	10	3/30 - 4/18
1991-92	3	2 times	11	3/24 - 4/13
1992-93	3	5 times	14	12/5 - 1/5
1993-94	5	12/21 - 12/30	5	12/11 - 12/18
1994-95	4	4 times	5	2/7 - 2/18
1995-96	5	12/2 - 12/11	6	2 times
1996-97	3	12/18 - 12/23	10	2 times
1997-98	2	3/12 - 3/14	23	12/9 - 1/23
1998-99	2	3 times	7	2 times
1999-00	4	2 times	7	3/5 - 3/14
2000-01	5	12/30 - 1/9	5	2 times
2001-02	3	2 times	7	3/9 - 3/21
2002-03	3	11/22 - 11/26	14	2/6 - 3/2
2003-04	6	11/25 - 12/5	5	2/20 - 2/28
2004-05	10	3/30 - 4/15	6	12/17 - 12/27
2005-06	7	1/14 - 1/25	4	3 times
2007-08	6	11/9 - 11/20	3	3 times
2008-09	8	3/25 - 4/8	3	3 times
2009-10	8	1/11 - 1/27	3	3 times

TOP NUGGETS COMEBACKS



TOP 2ND HALF COMEBACKS (FROM HALFTIME DEFICITS)

PTS	OPPONENT	DATE	TRAILED	FINAL
19	Kansas City	11/27/81	55-74	123-115
18	@ L.A. Clippers	10/31/08	37-55	113-103 (OT)
18	@ Indiana	11/10/07	56-74	113-106
18	@ Miami	12/15/94	39-57	101-99
17	@ Charlotte	3/30/01	48-65	103-96
17	Phoenix	2/24/85	49-66	117-107
16	@ Dallas	1/31/04	37-53	107-102
15	@ Sacramento	12/23/07	51-66	106-105
15	Houston	11/4/88	49-64	120-117
15	Houston	4/29/88	63-78	132-125
14	Sacramento	2/1/10	50-64	112-109 (OT)
14	Portland	4/19/05	56-70	119-115
14	Houston	12/26/03	51-37	105-104
14	Phoenix	11/2/99	47-61	107-102 (OT)
14	Golden State	3/28/81	71-85	142-139
14	@ Dallas	3/1/85	60-74	141-140 (OT)
14	@ Atlanta	12/10/88	61-75	133-130
14	@ Portland	3/26/95	43-57	102-98
13	Phoenix	12/12/09	47-60	105-99
13	Sacramento	2/21/00	49-62	123-117 (OT)
13	Sacramento	12/16/99	44-57	116-106
13	@ New Jersey	1/6/88	47-60	98-83

PLAYOFFS

PTS	OPPONENT	DATE	TRAILED	FINAL
10	Seattle (Rd. 1, Gm. 1)	4/29/88	56-66	126-123
8	Dallas (Rd. 2, Gm. 3)	5/14/88	53-61	107-105

TOP 4TH QUARTER COMEBACKS (FROM END OF 3RD QUARTER DEFICITS)

PTS	OPPONENT	DATE	TRAILED	FINAL
17	Seattle	11/13/87	81-98	117-109
15	@ Dallas	3/1/85	85-100	141-140 (OT)
13	L.A. Clippers	11/22/02	49-62	72-70
13	@ Golden State	3/28/81	104-117	142-139
12	@ Milwaukee	1/28/05	68-80	106-100
12	Milwaukee	2/26/99	69-81	96-95
11	Philadelphia	12/26/08	68-79	105-101
11	@ Washington	3/17/98	59-70	90-89
11	San Antonio	4/19/91	90-101	125-122
10	@ Memphis	3/18/09	81-91	111-109
10	@ Sacramento	12/23/07	77-87	106-105
10	L.A. Lakers	2/22/99	78-88	117-113 (OT)
10	@ New Jersey	3/17/78	73-83	111-109 (OT)
10	@ L.A. Lakers	11/2/80	91-101	123-121
10	@ L.A. Clippers	11/27/92	79-89	109-106
10	L.A. Clippers	4/20/94	66-76	100-85
10	@ Sacramento	12/23/08	77-87	106-105

PLAYOFFS

PTS	OPPONENT	DATE	TRAILED	FINAL
10	Seattle (Rd. 1, Gm. 1)	4/29/88	84-94	126-123
9	@Dallas (Rd. 2, Gm. 3)	5/14/88	78-87	107-105
7	Utah (Rd. 2, Gm. 6)	5/19/94	67-74	94-91
6	Houston (Rd. 2, Gm. 4)	5/4/86	74-80	114-111 (OT)
5	Seattle (Rd. 1, Gm. 4)	5/5/94	58-63	94-85 (OT)



BIGGEST BLOWN LEADS

FROM HALFTIME

PTS	OPPONENT	DATE	HALFTIME	FINAL
34	@ Utah	11/27/96	70-36	103-107
23	Dallas	11/26/94	66-43	122-123 (OT)
20	@ L.A. Clippers	4/4/06	77-57	109-111
19	@ Phoenix	3/31/08	70-51	117-132
18	Phoenix	5/2/89	72-54	121-130
15	Milwaukee	1/21/89	63-48	107-116
14	Minnesota	11/29/09	64-50	100-106
14	@ Milwaukee	2/23/08	64-50	109-115
14	Milwaukee	11/1/01	63-49	101-102
14	@ Houston	4/14/98	53-39	88-94
14	Philadelphia	3/9/77	60-46	125-129 (2OT)
14	Utah	2/14/89	60-46	105-119
13	Portland	1/26/77	54-41	102-107
13	@ Cleveland	12/4/90	70-57	117-121
12	@ Houston	12/6/80	62-50	108-111
12	Phoenix	4/8/84	73-61	121-126
12	Sacramento	3/2/87	61-49	114-117
12	@ Sacramento	11/5/93	62-50	100-109

START OF 4TH QUARTER

PTS	OPPONENT	DATE	LED	FINAL
17	Minnesota	2/5/00	70-53	97-105 (OT)
15	@ Dallas	3/20/81	105-90	125-126
14	Atlanta	12/6/06	75-61	96-98
13	@ Utah	11/27/96	85-72	103-107
13	@ Golden State	3/23/86	98-85	111-113
13	Phoenix	5/2/89	101-88	121-130
13	@ Sacramento	11/5/93	88-75	100-108
11	LA Lakers	2/25/04	88-77	111-112
11	Chicago	11/24/90	120-109	145-151
11	Minnesota	3/31/92	88-77	114-121 (OT)
11	Boston	3/18/93	86-75	101-105
10	@ New York	11/6/07	92-82	112-119
10	@ Toronto	3/19/98	77-67	103-104 (OT)
10	@ Sacramento	3/7/88	74-64	114-116 (OT)
10	LA Clippers	11/14/89	102-92	121-129
10	Utah	1/6/90	88-78	120-123 (OT)
10	LA Clippers	11/28/92	89-79	119-121

PEPSI CENTER TEAM RECORDS



POINTS

DEN: 168 vs. Seattle, 3/16/08
OPP: 129 Golden State, 11/24/06

POINTS, HALF (REGULATION ONLY)

DEN: 84 vs. Seattle (2nd), 3/16/08
84 vs. Seattle (1st), 3/16/08
OPP: 70 L.A. Lakers (1st), 2/12/03

POINTS, QUARTER

DEN: 48 vs. Seattle, 3/16/08
OPP: 44 L.A. Lakers (2nd), 2/12/03

REBOUNDS

DEN: 66 vs. San Antonio, 10/29/03
OPP: 60 San Antonio, 10/29/03

OFFENSIVE REBOUNDS

DEN: 27 vs. Houston, 12/20/07 (2OT)
27 vs. Sacramento, 4/18/01
OPP: 24 Cleveland, 12/2/03

DEFENSIVE REBOUNDS

DEN: 47 vs. Minnesota, 2/5/00 (OT)
45 twice, last vs. Portland, 11/4/05
OPP: 44 New Jersey, 3/1/00

ASSISTS

DEN: 44 vs. Seattle, 3/16/08
OPP: 36 Phoenix, 1/10/06 (3OT)
35 L.A. Lakers, 2/25/04

FIELD GOAL PERCENTAGE

DEN: .640 (48-75) vs. Memphis, 3/6/06
OPP: .590 (36-61) Utah, 11/20/01

FIELD GOALS MADE

DEN: 61 vs. Seattle, 3/16/08
OPP: 50 Phoenix, 1/10/06 (3OT)
48 Memphis, 11/1/09

FIELD GOALS ATTEMPTED

DEN: 112 vs. Houston, 12/20/07 (2OT)
108 vs. Sacramento, 4/18/01
OPP: 112 Washington, 12/18/06

3-POINT FG PERCENTAGE

DEN: .750 (6-8) vs. Memphis, 3/6/06
OPP: .778 (7-9) Sacramento, 1/16/02

3-POINT FIELD GOALS MADE

DEN: 16 twice, last vs. Seattle, 3/16/08
OPP: 14 6 times, last by Golden State, 3/28/09

3-POINT FG ATTEMPTS

DEN: 32 vs. Memphis, 4/12/10
OPP: 35 Dallas, 11/7/09
35 Phoenix, 1/10/06 (3OT)

FREE THROW PERCENTAGE

DEN: .960 (24-25) vs. Philadelphia, 12/26/08
OPP: 1.000 (10-10) 3 times, last by Phoenix, 2/15/06

FREE THROWS MADE

DEN: 48 vs. Milwaukee, 12/30/00
OPP: 37 Minnesota, 2/5/00 (OT)

FREE THROWS ATTEMPTED

DEN: 60 vs. Milwaukee, 12/30/00
OPP: 49 Minnesota, 2/5/00 (OT)
46 Washington, 3/22/05

STEALS

DEN: 18 vs. Dallas, 2/10/06
OPP: 19 San Antonio, 2/9/00

TURNOVERS

DEN: 32 vs. New Jersey, 1/27/03
OPP: 30 Cleveland, 1/17/03

BLOCKED SHOTS

DEN: 16 4 times, last vs. Milwaukee, 11/19/03
OPP: 18 Golden State, 4/13/01

PERSONAL FOULS

DEN: 52 vs. Seattle, 3/16/08
OPP: 41 Milwaukee, 12/30/00

MARGIN OF VICTORY

DEN: 52 (168-116) vs. Seattle, 3/16/08
OPP: 38 (76-144) Boston, 2/23/09



PEPSI CENTER INDIVIDUAL RECORDS

POINTS

DEN: 51 Allen Iverson vs. LAL, 12/5/07
OPP: 51 twice, last by Tracy McGrady, Ori., 11/14/03

POINTS, HALF

DEN: 36 Carmelo Anthony vs. Min. (2nd), 12/10/08
OPP: 36 Kobe Bryant, LAL, (1st), 2/12/03

POINTS, QUARTER

DEN: 33 Carmelo Anthony vs. Min. (3rd), 12/10/08
OPP: 24 Darius Miles, Por, (2nd), 4/19/05

REBOUNDS

DEN: 24 twice, last by Marcus Camby vs. Utah, 1/17/08
OPP: 22 Dikembe Mutombo, Hou., 3/2/07

OFFENSIVE REBOUNDS

DEN: 12 Carmelo Anthony vs. Hou., 12/20/07 (2OT)
11 Zendon Hamilton vs. Sea., 1/18/02
OPP: 12 Jeff Foster, Ind., 12/2/06

DEFENSIVE REBOUNDS

DEN: 20 Marcus Camby vs. Atl., 1/23/08
OPP: 16 twice, last by Amar'e Stoudemire, Phx., 2/3/09

ASSISTS

DEN: 20 3 times, last by Andre Miller vs. Mia., 12/8/06
OPP: 18 twice, last by T.J. Ford, Tor., 11/18/06

MOST FIELD GOALS MADE, NO MISSES

DEN: 12 Nene vs. Utah, 1/25/09
OPP: 8 twice, last by Drew Gooden, Dal., 12/27/09

FIELD GOALS MADE

DEN: 19 3 times, last by Carmelo Anthony, vs. Sac., 4/5/08
OPP: 20 Tracy McGrady, Ori., 11/14/03

FIELD GOALS ATTEMPTED

DEN: 32 Carmelo Anthony vs. Hou., 12/20/07 (2OT)
32 Nick Van Exel vs. Mil., 11/1/01
OPP: 33 Darius Miles, Por., 4/19/05

MOST 3-POINT FGS MADE, NO MISSES

DEN: 4 twice, last by Voshon Lenard vs. NO, 12/16/03
OPP: 6 Stephen Curry, GS, 1/5/10

3-POINT FIELD GOALS MADE

DEN: 11 J.R. Smith vs. Sac., 4/13/09
OPP: 8 Raja Bell, Phx., 1/10/06 (3OT)
8 3 times, last by Ray Allen, Sea., 12/29/05

3-POINT FG ATTEMPTS

DEN: 18 J.R. Smith vs. Sac., 4/13/09
OPP: 15 Raja Bell, Phx., 1/10/06 (3OT)
14 Ray Allen, Sea., 12/29/06

MOST FREE THROWS MADE, NO MISSES

DEN: 17 Chauncey Billups vs. Mil., 3/20/10
OPP: 12 3 times, last by Dirk Nowitzki, Dal., 1/13/09

FREE THROWS MADE

DEN: 19 Carmelo Anthony vs. Hou., 12/16/09
OPP: 18 Kobe Bryant, LAL, 2/12/03

FREE THROWS ATTEMPTED

DEN: 20 twice, last by Carmelo Anthony vs. Hou., 12/16/09
OPP: 21 Allen Iverson, Phi., 12/4/00

STEALS

DEN: 7 Kenyon Martin vs. Phx., 1/15/09 (OT)
7 3 times, last by Allen Iverson vs. Sea., 10/31/07
OPP: 8 Tim Duncan, SA, 2/9/00

BLOCKED SHOTS

DEN: 10 Marcus Camby vs. Mil., 12/26/07
OPP: 8 twice, last by Tim Duncan, SA, 10/29/03

MINUTES

DEN: 57 Allen Iverson vs. Hou., 12/20/07 (2OT)
48 twice, last by Allen Iverson vs. LAL, 12/5/07
OPP: 58 Raja Bell, Phx., 1/10/06 (3OT)
48 twice, last by Allen Iverson, Phi., 12/28/01



DENVER NUGGETS
DENVER NUGGETS



DENVER
NUGGETS

PLAYOFF RECORDS



YEAR-BY-YEAR PLAYOFF RESULTS (SINCE 1976-77)

1976-77

RECORD: 50-32 PCT: .610 PLACE: 1ST

WESTERN CONFERENCE SEMIFINALS (ELIMINATED 2-4)

4/20/77 Portland 101, @Denver 100
 4/22/77 @Denver 121, Portland 110
 4/24/77 @Portland 110, Denver 106
 4/26/77 @Portland 105, Denver 96
 5/1/77 @Denver 114, Portland 105
 5/2/77 @Portland 108, Denver 92

1977-78

RECORD: 48-34 PCT: .585 PLACE: 1ST

WESTERN CONFERENCE SEMIFINALS (WON 4-3)

4/18/78 @Denver 119, Milwaukee 103
 4/21/78 @Denver 127, Milwaukee 111
 4/23/78 @Milwaukee 143, Denver 112
 4/25/78 Denver 118, @Milwaukee 104
 4/28/78 Milwaukee 117, @Denver 112
 4/30/78 @Milwaukee 119, Denver 91
 5/3/78 @Denver 116, Milwaukee 110

WESTERN CONFERENCE FINALS (ELIMINATED 2-4)

5/5/78 @Denver 116, Seattle 107
 5/7/78 Seattle 121, @Denver 112
 5/10/78 @Seattle 105, Denver 91
 5/12/78 @Seattle 100, Denver 94
 5/14/78 @Denver 123, Seattle 114
 5/17/78 @Seattle 123, Denver 108

1978-79

RECORD: 47-35 PCT: .573 PLACE: 2ND

WESTERN CONFERENCE MINI-SERIES (ELIMINATED 1-2)

4/10/79 @Denver 110, Los Angeles 105
 4/13/79 @Los Angeles 121, Denver 109
 4/15/79 Los Angeles 112, @Denver 111

1979-80 (NOT IN PLAYOFFS)

RECORD: 30-52 PCT: .366 PLACE: 3RD

1980-81 (NOT IN PLAYOFFS)

RECORD: 37-45 PCT: .451 PLACE: 4TH

1981-82

RECORD: 46-36 PCT: .561 PLACE: 2ND

WESTERN CONFERENCE MINI-SERIES (ELIMINATED 1-2)

4/20/82 @Denver 129, Phoenix 113
 4/23/82 @Phoenix 126, Denver 110
 4/24/82 Phoenix 124, @Denver 119

1982-83

RECORD: 45-37 PCT: .549 PLACE: 2ND

WESTERN CONFERENCE MINI-SERIES (WON 2-1)

4/19/83 @Phoenix 121, Denver 108
 4/21/83 @Denver 113, Phoenix 99
 4/24/83 Denver 117, @Phoenix 112 (OT)

WESTERN CONFERENCE SEMIFINALS (ELIMINATED 1-4)

4/26/83 @San Antonio 152, Denver 133
 4/27/83 @San Antonio 126, Denver 109
 4/29/83 San Antonio 127, @Denver 126 (OT)
 5/2/83 @Denver 124, San Antonio 114
 5/4/83 @San Antonio 145, Denver 105

1983-84

RECORD: 38-44 PCT: .463 PLACE: 3RD

WESTERN CONFERENCE FIRST ROUND (ELIMINATED 2-3)

4/17/84 @Utah 123, Denver 121
 4/19/84 Denver 132, @Utah 116
 4/22/84 @Denver 121, Utah 117
 4/24/84 Utah 129, @Denver 124
 4/26/84 @Utah 127, Denver 111

1984-85

RECORD: 52-30 PCT: .634 PLACE: 1ST

WESTERN CONFERENCE FIRST ROUND (WON 3-2)

4/18/85 @Denver 141, San Antonio 111
 4/20/85 San Antonio 113, @Denver 111
 4/23/85 Denver 115, @San Antonio 112
 4/26/85 @San Antonio 116, Denver 111
 4/28/85 @Denver 126, San Antonio 99

WESTERN CONFERENCE SEMIFINALS (WON 4-1)

4/30/85 @Denver 130, Utah 113
 5/2/85 @Denver 131, Utah 123 (OT)
 5/4/85 @Utah 131, Denver 123
 5/5/85 Denver 125, @Utah 118
 5/7/85 @Denver 116, Utah 104

WESTERN CONFERENCE FINALS (ELIMINATED 1-4)

5/11/85 @L.A. Lakers 139, Denver 122
 5/14/85 Denver 136, @L.A. Lakers 114
 5/17/85 L.A. Lakers 136, @Denver 118
 5/19/85 L.A. Lakers 120, @Denver 116
 5/22/85 @L.A. Lakers 153, Denver 109

1985-86

RECORD: 47-35 PCT: .573 PLACE: 2ND

WESTERN CONFERENCE FIRST ROUND (WON 3-1)

4/18/86 @Denver 133, Portland 126
 4/20/86 Portland 108, @Denver 106
 4/22/86 Denver 115, @Portland 104
 4/24/86 Denver 116, @Portland 112

WESTERN CONFERENCE SEMIFINALS (ELIMINATED 2-4)

4/26/86 @Houston 126, Denver 119
 4/29/86 @Houston 119, Denver 101
 5/2/86 @Denver 116, Houston 115
 5/4/86 @Denver 114, Houston 111 (OT)
 5/6/86 @Houston 131, Denver 103
 5/8/86 Houston 126, @Denver 122 (2OT)

1986-87

RECORD: 37-45 PCT: .451 PLACE: 4TH

WESTERN CONFERENCE FIRST ROUND (ELIMINATED 0-3)

4/23/87 @L.A. Lakers 128, Denver 95
 4/25/87 @L.A. Lakers 139, Denver 127
 4/29/87 L.A. Lakers 140, @Denver 103

YEAR-BY-YEAR PLAYOFF RESULTS (SINCE 1976-77)



1987-88

RECORD: 54-28 **PCT:** .659 **PLACE:** 1ST

WESTERN CONFERENCE FIRST ROUND (WON 3-2)

4/29/88 @Denver 126, Seattle 123
 5/1/88 Seattle 111, @Denver 91
 5/3/88 Denver 125, @Seattle 114
 5/5/88 @Seattle 127, Denver 117
 5/7/88 @Denver 115, Seattle 95

WESTERN CONFERENCE SEMIFINALS (ELIMINATED 2-4)

5/10/88 @Denver 126, Dallas 115
 5/12/88 Dallas 112, @Denver 108
 5/14/88 Denver 107, @Dallas 105
 5/15/88 @Dallas 124, Denver 103
 5/17/88 Dallas 110, @Denver 106
 5/19/88 @Dallas 108, Denver 95

1988-89

RECORD: 44-38 **PCT:** .537 **PLACE:** 3RD

WESTERN CONFERENCE FIRST ROUND (ELIMINATED 0-3)

4/28/89 @Phoenix 104, Denver 103
 4/30/89 @Phoenix 132, Denver 114
 5/2/89 Phoenix 130, @Denver 121

1989-90

RECORD: 43-39 **PCT:** .524 **PLACE:** 4TH

WESTERN CONFERENCE FIRST ROUND (ELIMINATED 0-3)

4/26/90 @San Antonio 119, Denver 103
 4/28/90 @San Antonio 129, Denver 120
 5/1/90 San Antonio 131, @Denver 120

1990-91 (NOT IN PLAYOFFS)

RECORD: 20-62 **PCT:** .244 **PLACE:** 7TH

1991-92 (NOT IN PLAYOFFS)

RECORD: 24-58 **PCT:** .293 **PLACE:** 4TH

1992-93 (NOT IN PLAYOFFS)

RECORD: 36-46 **PCT:** .439 **PLACE:** 4TH

1993-94

RECORD: 42-40 **PCT:** .512 **PLACE:** 4TH

WESTERN CONFERENCE FIRST ROUND (WON 3-2)

4/28/94 @Seattle 106, Denver 82
 4/30/94 @Seattle 97, Denver 87
 5/2/94 @Denver 110, Seattle 93
 5/5/94 @Denver 94, Seattle 85 (OT)
 5/8/94 Denver 98, @Seattle 94 (OT)

WESTERN CONFERENCE SEMIFINALS (ELIMINATED 3-4)

5/10/94 @Utah 100, Denver 91
 5/12/94 @Utah 104, Denver 94
 5/14/94 Utah 111, @Denver 109 (OT)
 5/15/94 @Denver 83, Utah 82
 5/17/94 Denver 109, @Utah 101 (2OT)
 5/19/94 @Denver 94, Utah 91
 5/21/94 @Utah 91, Denver 81

1994-95

RECORD: 41-41 **PCT:** .500 **PLACE:** 4TH

WESTERN CONFERENCE FIRST ROUND (ELIMINATED 0-3)

4/28/95 @San Antonio 104, Denver 88
 4/30/95 @San Antonio 122, Denver 96
 5/2/95 San Antonio 99, @Denver 95

1995-96 (NOT IN PLAYOFFS)

RECORD: 35-47 **PCT:** .427 **PLACE:** 4TH

1996-97 (NOT IN PLAYOFFS)

RECORD: 21-61 **PCT:** .256 **PLACE:** 5TH

1997-98 (NOT IN PLAYOFFS)

RECORD: 11-71 **PCT:** .134 **PLACE:** 7TH

1998-99 (NOT IN PLAYOFFS)

RECORD: 14-36 **PCT:** .280 **PLACE:** 6TH

1999-00 (NOT IN PLAYOFFS)

RECORD: 35-47 **PCT:** .427 **PLACE:** 5TH

2000-01 (NOT IN PLAYOFFS)

RECORD: 40-42 **PCT:** .488 **PLACE:** 6TH

2001-02 (NOT IN PLAYOFFS)

RECORD: 27-55 **PCT:** .329 **PLACE:** 6TH

2002-03 (NOT IN PLAYOFFS)

RECORD: 17-65 **PCT:** .207 **PLACE:** 7TH

2003-04

RECORD: 43-39 **PCT:** .524 **PLACE:** 6TH

WESTERN CONFERENCE FIRST ROUND (ELIMINATED 1-4)

4/18/04 @Minnesota 106, Denver 92
 4/21/04 @Minnesota 95, Denver 81
 4/24/04 @Denver 107, Minnesota 86
 4/27/04 Minnesota 84, @Denver 82
 4/30/04 @Minnesota 102, Denver 91

2004-05

RECORD: 49-33 **PCT:** .598 **PLACE:** 2ND

WESTERN CONFERENCE FIRST ROUND (ELIMINATED 1-4)

4/24/05 Denver 93, @San Antonio 87
 4/28/05 @San Antonio 104, Denver 76
 4/30/05 San Antonio 86, @Denver 78
 5/2/05 San Antonio 126, @Denver 115 (OT)
 5/4/05 @San Antonio 99, Denver 89



YEAR-BY-YEAR PLAYOFF RESULTS (SINCE 1976-77) & BIGGEST WINS/BIGGEST LOSSES

2005-06

RECORD: 44-38 PCT: .543 PLACE: 1ST

WESTERN CONFERENCE FIRST ROUND (ELIMINATED 1-4)

4/22/06	@L.A. Clippers 89, Denver 87
4/24/06	@L.A. Clippers 98, Denver 87
4/27/06	@Denver 94, L.A. Clippers 87
4/29/06	L.A. Clippers 100, @Denver 86
5/1/06	@L.A. Clippers 101, Denver 83

2006-07

RECORD: 45-37 PCT: .549 PLACE: 2ND

WESTERN CONFERENCE FIRST ROUND (ELIMINATED 1-4)

4/22/07	Denver 95, @San Antonio 89
4/25/07	@San Antonio 97, Denver 88
4/28/07	San Antonio 96, @Denver 91
4/30/07	San Antonio 96, @Denver 89
5/2/07	@San Antonio 93, Denver 78

2007-08

RECORD: 50-32 PCT: .610 PLACE: 2ND

WESTERN CONFERENCE FIRST ROUND (ELIMINATED 0-4)

4/20/08	@L.A. Lakers 128, Denver 114
4/23/08	@L.A. Lakers 122, Denver 107
4/26/08	L.A. Lakers 102, @Denver 84
4/28/08	L.A. Lakers 107, @Denver 101

2008-09

RECORD: 54-28 PCT: .659 PLACE: 1ST

WESTERN CONFERENCE FIRST ROUND (WON 4-1)

4/19/09	@Denver 113, New Orleans 84
4/22/09	@Denver 108, New Orleans 93
4/25/09	@New Orleans 95, Denver 93
4/27/09	Denver 121, @New Orleans 63
4/29/09	@Denver 107, New Orleans 86

WESTERN CONFERENCE SEMIFINALS (WON 4-1)

5/3/09	@Denver 109, Dallas 95
5/5/09	@Denver 117, Dallas 105
5/9/09	Denver 106, @Dallas 105
5/11/09	@Dallas 119, Denver 117
5/13/09	@Denver 124, Dallas 110

WESTERN CONFERENCE FINALS (ELIMINATED 2-4)

5/19/09	@L.A. Lakers 105, Denver 103
5/21/09	Denver 106, @L.A. Lakers 103
5/23/09	L.A. Lakers 103, @Denver 97
5/25/09	@Denver 120, L.A. Lakers 101
5/27/09	@L.A. Lakers 103, Denver 94
5/29/09	L.A. Lakers 119, @Denver 92

2009-10

RECORD: 53-29 PCT: .646 PLACE: 1ST

WESTERN CONFERENCE FIRST ROUND (ELIMINATED 2-4)

4/17/10	@Denver 126, Utah 113
4/19/10	Utah 114, @Denver 111
4/23/10	@Utah 105, Denver 93
4/25/10	@Utah 117, Denver 106
4/28/10	@Denver 116, Utah 102
4/30/10	@Utah 112, Denver 104

BIGGEST WINS

MARGIN	OPPONENT	SCORE	DATE	SITE
58 [^]	New Orleans Hornets (Game 4)	121-63	4/27/09	New Orleans
30	San Antonio Spurs (Game 1)	141-111	4/18/85	Denver
29	New Orleans Hornets (Game 1)	113-84	4/19/09	Denver
27	San Antonio Spurs (Game 5)	126-99	4/28/85	Denver
24	Washington Capitols (Game 7)	143-119	4/28/70	Denver*
23	Kentucky Colonels (Game 7)	133-110	4/28/76	Denver*
22	Washington Capitols (Game 5)	132-110	4/23/70	Denver*
22	Los Angeles Lakers (Game 2)	136-114	5/14/85	Los Angeles

BIGGEST LOSSES

MARGIN	OPPONENT	SCORE	DATE	SITE
44	Los Angeles Lakers (Game 5)	109-153	5/22/85	Los Angeles
40	San Antonio Spurs (Game 5)	105-145	5/4/83	San Antonio
37	Los Angeles Lakers (Game 3)	103-140	4/29/87	Los Angeles
33	Los Angeles Lakers (Game 1)	95-128	4/23/87	Los Angeles
31	Milwaukee Bucks (Game 3)	112-143	4/23/78	Milwaukee
28	Kentucky Colonels (Game 2)	110-138	4/17/76	Denver*
28	Milwaukee Bucks (Game 6)	91-119	4/30/78	Milwaukee
28	Houston Rockets (Game 6)	103-131	5/6/86	Houston
28	San Antonio Spurs (Game 2)	104-76	4/28/05	San Antonio

[^] Signifies an NBA Playoff Record.

* Signifies an ABA Playoff game.

PLAYOFF RECORDS



INDIVIDUAL SINGLE GAME

			PLAYER	OPPONENT	DATE
MINUTES					
	ABA	55	Ralph Simpson	at Kentucky Colonels	4/25/76
	NBA	50	Bryant Stith	at Utah Jazz	5/17/94
	NBA	50	Alex English	vs. Houston Rockets	5/8/86
POINTS					
	ABA	45	Spencer Haywood	vs. Washington Capitols	4/19/70
	NBA	42	Three times, last by Carmelo Anthony	vs. Utah Jazz	4/17/10
FIELD GOALS MADE					
	ABA	19	Spencer Haywood	vs. Washington Capitols	4/19/70
	NBA	18	Carmelo Anthony	vs. Utah Jazz	4/17/10
FIELD GOALS ATTEMPTED					
	ABA	39	Spencer Haywood	vs. Washington Capitols	4/19/70
	NBA	31	Alex English	at Los Angeles Lakers	5/14/85
MOST FIELD GOALS MADE, NO MISSES					
	ABA/NBA	6	Bison Dele	at Seattle SuperSonics	4/28/94
CONSECUTIVE FIELD GOALS MADE					
	ABA/NBA	8	Three times, last by Chris Andersen	vs./at New Orleans Hornets	4/19/09 - 4/27/09
THREE-POINT FIELD GOALS MADE					
	ABA/NBA	8	Chauncey Billups	vs. New Orleans Hornets	4/19/09
THREE-POINT FIELD GOALS ATTEMPTED					
	ABA/NBA	12	Michael Adams	at Phoenix Suns	4/30/89
FREE THROWS MADE					
	ABA	15	Larry Jones	vs. Oakland Oaks	4/13/69
	NBA	14	Three times, last by Carmelo Anthony	vs. Utah Jazz	4/19/10
FREE THROWS ATTEMPTED					
	ABA/NBA	19	Carmelo Anthony	vs. Los Angeles Clippers	4/27/06
MOST FREE THROWS MADE, NO MISSES					
	ABA/NBA	14	Bryant Stith	at Utah Jazz	5/17/94
OFFENSIVE REBOUNDS					
	ABA	13	Spencer Haywood	vs. Washington Capitols	4/19/70
	NBA	8	Three times, last by Nene	at San Antonio Spurs	4/22/07
DEFENSIVE REBOUNDS					
	ABA	24	Spencer Haywood	vs. Los Angeles Stars	4/30/70
	NBA	17	Marcus Camby	at San Antonio Spurs	4/25/07
TOTAL REBOUNDS					
	ABA	31	Spencer Haywood	vs. Los Angeles Stars	4/30/70
	NBA	19	Marcus Camby	at San Antonio Spurs	5/2/07
	NBA	19	Bison Dele	at Seattle SuperSonics	5/8/94



PLAYOFF RECORDS

INDIVIDUAL SINGLE GAME (CONT.)

			PLAYER	OPPONENT	DATE
ASSISTS					
	ABA/NBA	18	Fat Lever	vs. Utah Jazz	4/30/85
STEALS					
	ABA	7	Three times		
	NBA	7	T.R. Dunn	vs. Portland Trail Blazers	4/20/86
	NBA	7	Bobby Jones	at Portland Trail Blazers	4/24/77
BLOCKED SHOTS					
	ABA/NBA	8	Dikembe Mutombo, three times, last	at Utah Jazz	5/12/94

INDIVIDUAL PLAYOFF SEASON (ALL ROUNDS COMBINED)

			PLAYER		YEAR
GAMES PLAYED					
	ABA/NBA	16	several players		2009
POINTS					
	ABA	440	Spencer Haywood		1970
	NBA	435	Carmelo Anthony		2009
SCORING AVERAGE					
	ABA	36.7	Spencer Haywood	(440 in 12 games)	1970
	NBA	30.7	Carmelo Anthony	(184 in 6 games)	2010
MINUTES					
	ABA/NBA	619	Chauncey Billups		2009
FIELD GOALS MADE					
	ABA	184	Spencer Haywood		1970
	NBA	163	Alex English		1985
FIELD GOALS ATTEMPTED					
	ABA	357	Spencer Haywood		1970
	NBA	322	Carmelo Anthony		2009
FIELD GOAL PERCENTAGE					
	ABA/NBA	.630	Chris Andersen	(34-54 in 15 games)	2009
THREE-POINT FIELD GOALS MADE					
	ABA/NBA	44	Chauncey Billups		2009
THREE-POINT FIELD GOALS ATTEMPTED					
	ABA/NBA	106	J.R. Smith		2009
THREE-POINT FIELD GOAL PERCENTAGE					
	ABA/NBA	.468	Chauncey Billups	(44-94 in 16 games)	2009
FREE THROWS MADE					
	ABA/NBA	119	Carmelo Anthony		2009
FREE THROWS ATTEMPTED					
	ABA/NBA	144	Carmelo Anthony		2009
FREE THROW PERCENTAGE					
	ABA/NBA	1.000	Four times, last by Mahmoud Abdul-Rauf (14-14 in 3 games)		1995

PLAYOFF RECORDS



INDIVIDUAL PLAYOFF SEASON (ALL ROUNDS COMBINED - CONT.)

			PLAYER	YEAR
CONSECUTIVE FREE THROWS MADE	ABA	31	Mack Calvin	1975
	NBA	24	Chauncey Billups	2009
OFFENSIVE REBOUNDS	ABA	79	Spencer Haywood	1970
	NBA	45	Anthony Roberts	1978
DEFENSIVE REBOUNDS	ABA	158	Spencer Haywood	1970
	NBA	104	Dikembe Mutombo	1994
TOTAL REBOUNDS	ABA	237	Spencer Haywood	1970
	NBA	144	Dikembe Mutombo	1994
REBOUND AVERAGE	ABA	19.8	Spencer Haywood (237 in 12 games)	1970
	NBA	14.8	Marcus Camby (74 in 5 games)	2007
ASSISTS	ABA/NBA	109	Chauncey Billups	2009
	ABA/NBA	9.5	Fat Lever (19 in 2 games)	1989
TURNOVERS	ABA	58	Ralph Simpson	1976
	NBA	46	Robert Pack	1994
STEALS	ABA/NBA	28	Carmelo Anthony	2009
	ABA/NBA	65	Nene	2009
PERSONAL FOULS	ABA/NBA	3	Kenyon Martin	2009
	ABA/NBA	3	Nene	2009
BLOCKED SHOTS	ABA/NBA	69	Dikembe Mutombo	1994

TEAM SINGLE GAME

			OPPONENT	DATE
MINUTES PLAYED	ABA/NBA	290	Three times, last at Utah Jazz	5/17/94
	ABA	143	Twice, last vs. Washington Capitols	4/28/70
POINTS	NBA	141	vs. San Antonio Spurs	4/18/85
	ABA/NBA	57	vs. San Antonio Spurs	4/18/85



PLAYOFF RECORDS

TEAM SINGLE GAME (CONT.)

			OPPONENT	DATE
FIELD GOALS ATTEMPTED				
	ABA	110	vs. Washington Capitals	4/28/70
	NBA	109	vs. Houston Rockets	5/8/86
FIELD GOAL PERCENTAGE				
	ABA/NBA	.620	vs. San Antonio Spurs (57-93)	4/28/85
THREE-POINT FIELD GOALS MADE				
	ABA/NBA	11	Three times, last vs. Utah Jazz	4/17/10
THREE-POINT FIELD GOALS ATTEMPTED				
	ABA/NBA	28	vs. Dallas Mavericks	5/5/09
FREE THROWS MADE				
	ABA/NBA	41	vs. Seattle SuperSonics	5/5/88
FREE THROWS ATTEMPTED				
	ABA/NBA	49	vs. Los Angeles Lakers	5/25/09
FREE THROW PERCENTAGE				
	ABA	1.000	vs. Indiana Pacers (14-14)	4/27/75
	NBA	.971	vs. San Antonio Spurs (34-35)	5/1/90
OFFENSIVE REBOUNDS				
	ABA/NBA	23	vs. Houston Rockets	5/8/86
DEFENSIVE REBOUNDS				
	ABA/NBA	49	vs. Portland Trail Blazers	5/1/77
TOTAL REBOUNDS				
	ABA	79	vs. Los Angeles Stars	4/30/70
	NBA	62	vs. Portland Trail Blazers	5/1/77
ASSISTS				
	ABA/NBA	41	at Los Angeles Lakers	5/14/85
TURNOVERS				
	ABA/NBA	31	vs. Milwaukee Bucks	4/21/78
STEALS				
	ABA	16	vs. Utah Stars	4/16/75
	NBA	15	Three times, last vs. Dallas Mavericks	5/3/09
PERSONAL FOULS				
	ABA	39	at Oakland Oaks	4/12/69
	NBA	39	at Utah Jazz	4/30/10
	NBA	39	vs. San Antonio Spurs	5/2/95
BLOCKED SHOTS				
	ABA/NBA	16	at Utah Jazz	5/17/94

PLAYOFF RECORDS



TEAM PLAYOFF SEASON (ALL ROUNDS COMBINED)

			YEAR
GAMES PLAYED	ABA/NBA	16	2009
MINUTES PLAYED	ABA/NBA	3,840	2009
POINTS	ABA/NBA	1,830	1985
SCORING AVERAGE	ABA/NBA	122.0 (1,830 in 15 games)	1985
FIELD GOALS MADE	ABA/NBA	711	1985
FIELD GOALS ATTEMPTED	ABA/NBA	1,467	1985
FIELD GOAL PERCENTAGE	ABA/NBA	506 (240-474)	1984
THREE-POINT FIELD GOALS MADE	ABA/NBA	129	2009
THREE-POINT FIELD GOALS ATTEMPTED	ABA/NBA	337	2009
THREE-POINT FIELD GOAL PERCENTAGE	ABA/NBA	.410 (16-30)	1989
FREE THROWS MADE	ABA/NBA	406	2009
FREE THROWS ATTEMPTED	ABA/NBA	535	2009
FREE THROW PERCENTAGE	ABA/NBA	.862 (119-138)	1984
OFFENSIVE REBOUNDS	ABA/NBA	241	1985
DEFENSIVE REBOUNDS	ABA/NBA	473	2009
TOTAL REBOUNDS	ABA/NBA	680	1985
REBOUND AVERAGE	ABA NBA	55.0 (660 in 12 games) 49.6 (645 in 13 games)	1970 1978
ASSISTS	ABA/NBA	451	1985



PLAYOFF RECORDS & SERIES RECORDS

TEAM PLAYOFF SEASON (ALL ROUNDS COMBINED - CONT.)

			YEAR
ASSISTS AVERAGE	ABA/NBA	31.5 (252 in 8 games)	1983
TURNOVERS	ABA NBA	262 243	1976 1985
STEALS	ABA/NBA	148	1985
PERSONAL FOULS	ABA/NBA	413	2009
DISQUALIFICATIONS	ABA/NBA ABA/NBA	8 8	2009 1978
BLOCKED SHOTS	ABA/NBA	119	1994

INDIVIDUAL SERIES RECORDS

MINUTES PLAYED			
3-Game Series	122	David Thompson, 1979 vs L.A. Lakers	
4-Game Series	163	Alex English, 1986 vs Portland	
5-Game Series	223	Allen Iverson, 2007 vs San Antonio	
6-Game Series	254	Carmelo Anthony, 2010 vs Utah	
7-Game Series	315	Dikembe Mutombo, 1994 vs Utah	
AVERAGE MINUTES PER GAME			
3-Game Series	40.7	David Thompson, 1979 vs L.A. Lakers	
4-Game Series	40.8	Alex English, 1986 vs Portland	
5-Game Series	44.6	Allen Iverson, 2007 vs San Antonio	
6-Game Series	43.3	Fat Lever, 1988 vs Dallas	
7-Game Series	45.0	Dikembe Mutombo, 1994 vs Utah	
FIELD GOALS			
3-Game Series	38	David Thompson, 1979 vs L.A. Lakers	
4-Game Series	42	Alex English, 1986 vs Portland	
5-Game Series	60	Alex English, 1984 vs Utah	
6-Game Series	68	Alex English, 1986 vs Houston	
7-Game Series	74	David Thompson, 1978 vs Milwaukee	
FIELD GOALS ATTEMPTED			
3-Game Series	69	David Thompson, 1979 vs L.A. Lakers	
4-Game Series	89	Alex English, 1986 vs Portland	
5-Game Series	114	Allen Iverson, 2007 vs San Antonio	
6-Game Series	141	Alex English, 1986 vs Houston	
7-Game Series	159	David Thompson, 1978 vs Milwaukee	
FIELD GOAL PERCENTAGE			
3-Game Series	.706	Danny Schayes (12-17), 1987 vs L.A. Lakers	
4-Game Series	.565	Elston Turner (13-23), 1986 vs Portland	
5-Game Series	.750	Chris Andersen (12-16), 2009 vs New Orleans	
6-Game Series	.679	Danny Schayes (36-53), 1988 vs Dallas	
7-Game Series	.692	Robert Smith (9-13), 1978 vs Milwaukee	

SERIES RECORDS



INDIVIDUAL SERIES RECORDS (CONT.)

THREE-POINT FIELD GOALS

3-Game Series	10	Michael Adams, 1989 vs Phoenix
4-Game Series	7	J.R. Smith, 2008 vs L.A. Lakers
5-Game Series	19	Chauncey Billups, 2009 vs New Orleans
6-Game Series	14	J.R. Smith, 2009 vs L.A. Lakers
7-Game Series	10	Reggie Williams, 1994 vs Utah

THREE-POINT FIELD GOALS ATTEMPTED

3-Game Series	22	Michael Adams, 1989 vs Phoenix
4-Game Series	22	J.R. Smith, 2008 vs L.A. Lakers
5-Game Series	33	J.R. Smith, 2009 vs New Orleans
6-Game Series	47	J.R. Smith, 2009 vs L.A. Lakers
7-Game Series	27	Reggie Williams, 1994 vs Utah

THREE-POINT FIELD GOAL PERCENTAGE

3-Game Series	.667	Fat Lever (2-3), 1989 vs Phoenix
4-Game Series	1.000	Fat Lever (2-2), 1986 vs Portland
5-Game Series	.667	Rob Williams (2-3), 1983 vs San Antonio
6-Game Series	1.000	Fat Lever (2-2), 1988 vs Dallas
7-Game Series	.500	LaPhonso Ellis (1-2), 1994 vs Utah

FREE THROWS

3-Game Series	25	David Thompson, 1979 vs L.A. Lakers
4-Game Series	26	Calvin Natt, 1986 vs Portland
5-Game Series	40	Danny Schayes, 1987 vs Seattle
6-Game Series	62	Carmelo Anthony, 2009 vs L.A. Lakers
7-Game Series	37	David Thompson, 1978 vs Milwaukee

FREE THROWS ATTEMPTED

3-Game Series	31	David Thompson, 1979 vs L.A. Lakers
4-Game Series	33	Allen Iverson, 2008 vs L.A. Lakers
5-Game Series	52	Carmelo Anthony, 2006 vs L.A. Clippers
6-Game Series	75	Carmelo Anthony, 2009 vs L.A. Lakers
7-Game Series	47	David Thompson, 1978 vs Milwaukee

FREE THROWS WITHOUT A MISS

3-Game Series	18	Kiki Vandeweghe, 1982 vs Phoenix
4-Game Series	3	Nene, 2008 vs L.A. Lakers
4-Game Series	3	Wayne Cooper, 1986 vs Portland
5-Game Series	9	Mahmoud Abdul-Rauf, 1994 vs Seattle
6-Game Series	8	Mack Calvin, 1978 vs Seattle
7-Game Series	3	Darnell Hillman, 1978 vs Milwaukee

POINTS

3-Game Series	84	David Thompson, 1979 vs L.A. Lakers
4-Game Series	98	Allen Iverson, 2008 vs L.A. Lakers
4-Game Series	98	Alex English, 1986 vs Portland
5-Game Series	153	Alex English, 1985 vs Seattle
6-Game Series	184	Carmelo Anthony, 2010 vs Utah
7-Game Series	187	David Thompson, 1978 vs Milwaukee

AVERAGE POINTS PER GAME

3-Game Series	28.0	David Thompson, 1979 vs L.A. Lakers
4-Game Series	24.5	Allen Iverson, 2008 vs L.A. Lakers
4-Game Series	24.5	Alex English, 1986 vs Portland
5-Game Series	30.6	Alex English, 1985 vs Utah
6-Game Series	30.7	Carmelo Anthony, 2010 vs Utah
7-Game Series	26.7	David Thompson, 1978 vs Milwaukee

INDIVIDUAL SERIES RECORDS (CONT.)

OFFENSIVE REBOUNDS

3-Game Series	14	Tom Boswell, 1979 vs L.A. Lakers
4-Game Series	19	Carmelo Anthony, 2008 vs L.A. Lakers
5-Game Series	22	Nene, 2007 vs San Antonio
6-Game Series	20	Danny Schayes, 1986 vs Houston
7-Game Series	26	Dikembe Mutombo, 1994 vs Utah

DEFENSIVE REBOUNDS

3-Game Series	21	Fat Lever, 1990 vs San Antonio
3-Game Series	21	Dan Issel, 1979 vs L.A. Lakers
4-Game Series	42	Marcus Camby, 2008 vs L.A. Lakers
5-Game Series	62	Marcus Camby, 2007 vs San Antonio
6-Game Series	40	Dan Issel, 1977 vs Portland
7-Game Series	53	Dikembe Mutombo, 1994 vs Utah

TOTAL REBOUNDS

3-Game Series	32	Fat Lever, 1990 vs San Antonio
4-Game Series	53	Marcus Camby, 2008 vs L.A. Lakers
5-Game Series	74	Marcus Camby, 2007 vs San Antonio
6-Game Series	58	Dan Issel, 1977 vs Portland
7-Game Series	82	Dikembe Mutombo, 1994 vs Utah

AVERAGE REBOUNDS PER GAME

3-Game Series	10.3	Fat Lever, 1990 vs San Antonio
4-Game Series	13.3	Marcus Camby, 2008 vs L.A. Lakers
5-Game Series	14.8	Marcus Camby, 2007 vs San Antonio
6-Game Series	10.6	Fat Lever, 1988 vs Dallas
7-Game Series	11.7	Dikembe Mutombo, 1994 vs Utah

ASSISTS

3-Game Series	22	Fat Lever, 1987 vs L.A. Lakers
4-Game Series	28	Alex English, 1986 vs Portland
5-Game Series	47	Fat Lever, 1985 vs San Antonio
6-Game Series	44	Bobby Wilkerson, 1978 vs Seattle
7-Game Series	36	David Thompson, 1978 vs Milwaukee

ASSISTS PER GAME

3-Game Series	7.3	Fat Lever, 1987 vs L.A. Lakers
4-Game Series	7.0	Alex English, 1986 vs Portland
5-Game Series	10.3	Fat Lever, 1985 vs Utah
6-Game Series	8.3	Fat Lever, 1988 vs Dallas
7-Game Series	5.1	David Thompson, 1978 vs Milwaukee

BLOCKED SHOTS

3-Game Series	7	Dikembe Mutombo, 1995 vs San Antonio
4-Game Series	12	Marcus Camby, 2008 vs L.A. Lakers
4-Game Series	12	Danny Schayes, 1986 vs Portland
5-Game Series	31	Dikembe Mutombo, 1994 vs Seattle
6-Game Series	15	Chris Andersen, 2009 vs L.A. Lakers
7-Game Series	38	Dikembe Mutombo, 1994 vs Utah

AVERAGE BLOCKED SHOTS PER GAME

3-Game Series	2.33	Dikembe Mutombo, 1995 vs San Antonio
4-Game Series	3.00	Marcus Camby, 2008 vs L.A. Lakers
4-Game Series	3.00	Danny Schayes, 1986 vs Portland
5-Game Series	6.20	Dikembe Mutombo, 1994 vs Seattle
6-Game Series	2.50	Chris Andersen, 2009 vs L.A. Lakers
7-Game Series	5.43	Dikembe Mutombo, 1994 vs Utah

STEALS

3-Game Series	14	Alex English, 1989 vs Phoenix
4-Game Series	11	T.R. Dunn, 1986 vs Portland
5-Game Series	14	Fat Lever, 1985 vs San Antonio
6-Game Series	17	Bobby Jones, 1977 vs Portland
7-Game Series	12	Bobby Jones, 1978 vs Milwaukee

SERIES RECORDS



INDIVIDUAL SERIES RECORDS (CONT.)

AVERAGE STEALS PER GAME

3-Game Series	4.67	Alex English, 1989 vs Phoenix
4-Game Series	2.75	T.R. Dunn, 1986 vs Portland
5-Game Series	2.80	Fat Lever, 1985 vs San Antonio
6-Game Series	2.83	Bobby Jones, 1977 vs Portland
7-Game Series	1.71	Bobby Jones, 1978 vs Milwaukee

TURNOVERS

3-Game Series	10	Bison Dele, 1995 vs San Antonio
4-Game Series	16	Alex English, 1986 vs Portland
5-Game Series	20	Mike Evans, 1985 vs LA Lakers
6-Game Series	21	Carmelo Anthony, 2010 vs Utah
7-Game Series	29	Robert Pack, 1994 vs Utah

PERSONAL FOULS

3-Game Series	15	Three times, last Dikembe Mutombo, 1995 vs San Antonio
4-Game Series	20	Kenyon Martin, 2008 vs L.A. Lakers
5-Game Series	24	Carmelo Anthony, 2009 vs Dallas
6-Game Series	30	Bobby Wilkerson, 1978 vs Seattle
7-Game Series	32	Anthony Roberts, 1978 vs Milwaukee

DISQUALIFICATIONS

3-Game Series	1	Four times, last Bison Dele & Dikembe Mutombo, 1995 vs San Antonio
4-Game Series	2	Kenyon Martin, 2008 vs L.A. Lakers
5-Game Series	2	Andre Miller, 2005 vs San Antonio
6-Game Series	2	Nene, 2009 vs L.A. Lakers
6-Game Series	2	Wayne Cooper, 1986 vs Houston
7-Game Series	2	LaPhonso Ellis, 1994 vs Utah
7-Game Series	2	Anthony Roberts, 1978 vs Milwaukee





OPPONENT PLAYOFF RECORDS (SINCE 1976-77)

INDIVIDUAL SINGLE GAME

POINTS	PLAYER	OPPONENT	DATE
49	Kobe Bryant	at Los Angeles Lakers	4/23/08
MINUTES			
53	Rodney McCray	Houston Rockets	5/8/86
FIELD GOALS MADE			
18	Twice, last by Kobe Bryant	at Los Angeles Lakers	4/23/08
FIELD GOALS ATTEMPTED			
30	Kevin Garnett	at Minnesota Timberwolves	4/18/04
MOST FIELD GOALS MADE, NO MISSES			
5	Felton Spencer	at Utah Jazz	5/10/94
THREE-POINT FIELD GOALS MADE			
8	Michael Finley	at San Antonio Spurs	5/2/07
THREE-POINT FIELD GOALS ATTEMPTED			
10	Twice, last by Kobe Bryant	Los Angeles Lakers	5/25/09
MOST THREE-POINT FIELD GOALS MADE, NO MISSES			
4	Brent Barry	at San Antonio Spurs	4/27/05
FREE THROWS MADE			
18	Kevin Johnson	at Phoenix Suns	4/30/89
FREE THROWS ATTEMPTED			
19	Three times, last by Kevin Johnson	at Phoenix Suns	4/30/89
MOST FREE THROWS MADE, NO MISSES			
15	Adrian Dantley	Utah Jazz	4/24/84
OFFENSIVE REBOUNDS			
10	Hakeem Olajuwon	at Houston Rockets	5/6/86
DEFENSIVE REBOUNDS			
20	Kevin Garnett	at Minnesota Timberwolves	4/21/04
TOTAL REBOUNDS			
22	Kevin Garnett	at Minnesota Timberwolves	4/21/04
ASSISTS			
20	Johnny Moore	at San Antonio Spurs	4/27/83
STEALS			
6	Hakeem Olajuwon	at Houston Rockets	4/26/86
BLOCKED SHOTS			
7	Twice, last by Hakeem Olajuwon	Houston Rockets	5/2/86

OPPONENT PLAYOFF RECORDS (SINCE 1976-77)



TEAM SINGLE GAME

MINUTES PLAYED	TEAM	DATE
290	Twice, last at Utah Jazz	5/17/94
POINTS		
153	at Los Angeles Lakers	5/22/85
FIELD GOALS MADE		
67	Twice, last by Los Angeles Lakers	5/22/85
FIELD GOALS ATTEMPTED		
124	at San Antonio Spurs	5/4/83
FIELD GOAL PERCENTAGE		
.660	at Milwaukee Bucks (64-97)	4/23/78
THREE-POINT FIELD GOALS MADE		
12	Twice, last by Dallas Mavericks	5/13/09
THREE-POINT FIELD GOALS ATTEMPTED		
34	Dallas Mavericks	5/13/09
MOST THREE-POINT FIELD GOALS MADE, NO MISSES		
4	at Los Angeles Lakers	4/11/85
FREE THROWS MADE		
49	at Los Angeles Lakers	4/25/87
FREE THROWS ATTEMPTED		
62	Seattle Super Sonics	5/5/78
FREE THROW PERCENTAGE		
1.000	Los Angeles Lakers (24-24)	5/29/09
OFFENSIVE REBOUNDS		
26	Phoenix Suns	4/20/82
DEFENSIVE REBOUNDS		
56	at San Antonio Spurs	5/4/83
TOTAL REBOUNDS		
75	at San Antonio Spurs	5/4/83
ASSISTS		
51	at San Antonio Spurs	5/4/83
TURNOVERS		
29	Portland Trail Blazers	4/22/77
STEALS		
17	at Phoenix Suns	4/19/83
PERSONAL FOULS		
38	at Utah Jazz	5/17/94
BLOCKED SHOTS		
14	L.A. Lakers	4/29/87



OPPONENT SERIES RECORDS

INDIVIDUAL OPPONENTS SERIES RECORDS

MINUTES PLAYED

3-Game Series	127	Tom Chambers, 1989 for Phoenix
4-Game Series	160	Pau Gasol, 2008 for L.A. Lakers
5-Game Series	208	Dirk Nowitzki, 2009 for Dallas
6-Game Series	257	Dennis Johnson, 1978 for Seattle
7-Game Series	320	Karl Malone, 1994 for Utah

AVERAGE MINUTES PER GAME

3-Game Series	42.3	Tom Chambers, 1989 for Phoenix
4-Game Series	40.0	Pau Gasol, 2008 for L.A. Lakers
5-Game Series	41.6	Dirk Nowitzki, 2009 for Dallas
6-Game Series	42.8	Dennis Johnson, 1978 for Seattle
7-Game Series	45.7	Karl Malone, 1994 for Utah

FIELD GOALS

3-Game Series	32	Kareem Abdul-Jabbar, 1979 for L.A. Lakers
3-Game Series	32	David Robinson, 1990 for San Antonio
4-Game Series	48	Kobe Bryant, 2008 for L.A. Lakers
5-Game Series	62	George Gervin, 1983 for San Antonio
6-Game Series	70	Hakeem Olajuwon, 1986 for Houston
7-Game Series	72	Karl Malone, 1994 for Utah

FIELD GOALS ATTEMPTED

3-Game Series	69	Walter Davis, 1983 for Phoenix
4-Game Series	96	Kobe Bryant, 2008 for L.A. Lakers
5-Game Series	103	Dirk Nowitzki, 2009 for Dallas
6-Game Series	131	Kobe Bryant, 2009 for L.A. Lakers
7-Game Series	149	Karl Malone, 1994 for Utah

FIELD GOAL PERCENTAGE

3-Game Series	.750	Mark West (6-8), 1989 for Phoenix
4-Game Series	.710	Luke Walton (22-31), 2008 for L.A. Lakers
5-Game Series	.660	George Gervin (62-94), 1983 for San Antonio
6-Game Series	.650	Brad Davis (13-20), 1987 for Dallas
7-Game Series	.656	Alex English (42-64), 1978 for Milwaukee

THREE-POINT FIELD GOALS

3-Game Series	7	Michael Cooper, 1987 for L.A. Lakers
4-Game Series	10	Kobe Bryant, 2008 for L.A. Lakers
5-Game Series	19	Michael Finley, 2007 for San Antonio
6-Game Series	13	Deron Williams, 2010 for Utah
7-Game Series	8	Jeff Hornacek, 1994 for Utah

THREE-POINT FIELD GOALS ATTEMPTED

3-Game Series	11	Michael Cooper, 1987 for L.A. Lakers
4-Game Series	30	Kobe Bryant, 2008 for L.A. Lakers
4-Game Series	6	Terry Porter, 1986 for Portland
5-Game Series	36	Michael Finley, 2007 for San Antonio
6-Game Series	32	Kobe Bryant, 2009 for L.A. Lakers
7-Game Series	18	Jeff Hornacek, 1994 for Utah

THREE-POINT FIELD GOAL PERCENTAGE

3-Game Series	1.000	Walter Davis (1-1), 1982 for Phoenix
4-Game Series	.800	Luke Walton (4-5), 2008 for L.A. Lakers
5-Game Series	.800	Johnny Moore (4-5), 1983 for San Antonio
6-Game Series	.667	Ronnie Price (2-3), 2010 for Utah
7-Game Series	.444	Jeff Hornacek (8-18), 1994 for Utah

OPPONENT SERIES RECORDS



INDIVIDUAL OPPONENTS SERIES RECORDS (CONT.)

FREE THROWS

3-Game Series	43	Kevin Johnson, 1989 for Phoenix
4-Game Series	32	Kiki Vandeweghe, 1986 for Portland
5-Game Series	57	Dirk Nowitzki, 2009 for Dallas
6-Game Series	67	Kobe Bryant, 2009 for L.A. Lakers
7-Game Series	43	Karl Malone, 1994 for Utah

FREE THROWS ATTEMPTED

3-Game Series	46	Kevin Johnson, 1989 for Phoenix
4-Game Series	33	Kobe Bryant, 2008 for L.A. Lakers
5-Game Series	66	Adrian Dantley, 1984 for Utah
6-Game Series	72	Kobe Bryant, 2009 for L.A. Lakers
7-Game Series	60	Karl Malone, 1994 for Utah

FREE THROW PERCENTAGE

3-Game Series	1.000	Kurt Rambis (8-8), 1987 for L.A. Lakers
4-Game Series	1.000	Kiki Vandeweghe (32-32), 1986 for Portland
5-Game Series	1.000	Four times, last Rasul Butler (9-9) & Devin Brown (2-2), 2009 for New Orleans
6-Game Series	1.000	Josh Powell (2-2), 2009 for L.A. Lakers
7-Game Series	.970	Jeff Hornacek (32-33), 1994 for Utah

POINTS

3-Game Series	92	Kevin Johnson, 1989 for Phoenix
4-Game Series	134	Kobe Bryant, 2008 for L.A. Lakers
5-Game Series	172	Dirk Nowitzki, 2009 for Dallas
6-Game Series	204	Kobe Bryant, 2009 for L.A. Lakers
7-Game Series	187	Karl Malone, 1994 for Utah

AVERAGE POINTS PER GAME

3-Game Series	30.7	Kevin Johnson, 1989 for Phoenix
4-Game Series	33.5	Kobe Bryant, 2008 for L.A. Lakers
5-Game Series	34.4	Dirk Nowitzki, 2009 for Dallas
6-Game Series	34.0	Kobe Bryant, 2009 for L.A. Lakers
7-Game Series	26.7	Karl Malone, 1994 for Utah

OFFENSIVE REBOUNDS

3-Game Series	16	Dennis Rodman, 1995 for San Antonio
4-Game Series	13	Lamar Odom, 2008 for L.A. Lakers
5-Game Series	21	Nazr Mohammed, 2005 for San Antonio
6-Game Series	30	Hakeem Olajuwon, 1986 for Houston
7-Game Series	24	Felton Spencer, 1994 for Utah

DEFENSIVE REBOUNDS

3-Game Series	41	Tom Chambers, 1989 for Phoenix
4-Game Series	44	Kenny Carr, 1986 for Portland
5-Game Series	51	Artis Gilmore, 1983 for San Antonio
6-Game Series	68	Bill Walton, 1977 for Portland
7-Game Series	66	Karl Malone, 1994 for Utah

TOTAL REBOUNDS

3-Game Series	46	Tom Chambers, 1989 for Phoenix
4-Game Series	53	Kenny Carr, 1986 for Portland
5-Game Series	61	Artis Gilmore, 1983 for San Antonio
6-Game Series	85	Roy Tarpley, 1987 for Dallas
7-Game Series	86	Karl Malone, 1994 for Utah



OPPONENT SERIES RECORDS

INDIVIDUAL OPPONENTS SERIES RECORDS (CONT.)

AVERAGE REBOUNDS PER GAME

3-Game Series	15.3	Tom Chambers, 1989 for Phoenix
4-Game Series	13.3	Kenny Carr, 1986 for Portland
5-Game Series	12.2	Artis Gilmore, 1983 for San Antonio
6-Game Series	14.2	Roy Tarpley, 1987 for Dallas
7-Game Series	12.3	Karl Malone, 1994 for Utah

ASSISTS

3-Game Series	47	Kevin Johnson, 1989 for Phoenix
4-Game Series	25	Kobe Bryant, 2008 for L.A. Lakers
5-Game Series	78	Magic Johnson, 1985 for L.A. Lakers
6-Game Series	67	Deron Williams, 2010 for Utah
7-Game Series	67	John Stockton, 1994 for Utah

ASSISTS PER GAME

3-Game Series	15.7	Kevin Johnson, 1989 for Phoenix
4-Game Series	6.3	Kobe Bryant, 2008 for L.A. Lakers
5-Game Series	15.6	Magic Johnson, 1985 for L.A. Lakers
6-Game Series	11.2	Deron Williams, 2010 for Utah
7-Game Series	9.6	John Stockton, 1994 for Utah

BLOCKED SHOTS

3-Game Series	15	Kareem Abdul-Jabbar, 1979 for L.A. Lakers
4-Game Series	11	Pau Gasol, 2008 for L.A. Lakers
5-Game Series	17	Artis Gilmore, 1983 for San Antonio
6-Game Series	21	Hakeem Olajuwon, 1986 for Houston
7-Game Series	6	Tom Chambers, 1994 for Utah

AVERAGE BLOCKS PER GAME

3-Game Series	5.00	Kareem Abdul-Jabbar, 1979 for LA Lakers
4-Game Series	2.75	Pau Gasol, 2008 for L.A. Lakers
5-Game Series	3.40	Artis Gilmore, 1983 for San Antonio
6-Game Series	3.50	Hakeem Olajuwon, 1986 for Houston
7-Game Series	0.86	Tom Chambers, 1994 for Utah

STEALS

3-Game Series	7	Three times, last Avery Johnson, 1995 for San Antonio
4-Game Series	6	Four times, last Kobe Bryant, Derek Fisher & Lamar Odom, 2008 for L.A. Lakers
5-Game Series	15	Johnny Moore, 1983 for San Antonio
6-Game Series	13	Hakeem Olajuwon, 1986 for Houston
7-Game Series	14	Karl Malone, 1994 for Utah

AVERAGE STEALS PER GAME

3-Game Series	2.33	Three times, last Avery Johnson, 1995 for San Antonio
4-Game Series	1.50	Four times, last Kobe Bryant, Derek Fisher & Lamar Odom, 2008 for L.A. Lakers
5-Game Series	3.00	Johnny Moore, 1983 for San Antonio
6-Game Series	2.17	Hakeem Olajuwon, 1986 for Houston
7-Game Series	2.00	Karl Malone, 1994 for Utah

OPPONENT SERIES RECORDS



INDIVIDUAL OPPONENTS SERIES RECORDS (CONT.)

TURNOVERS

3-Game Series	13	Dennis Johnson, 1982 for Phoenix
4-Game Series	19	Clyde Drexler, 1986 for Portland
5-Game Series	24	Chris Paul, 2009 for New Orleans
6-Game Series	28	Ralph Sampson, 1986 for Houston
7-Game Series	22	Quinn Buckner, 1978 for Milwaukee

PERSONAL FOULS

3-Game Series	15	Alvan Adams, 1983 for Phoenix
3-Game Series	15	Larry Nance, 1983 for Phoenix
4-Game Series	18	Kenny Carr, 1986 for Portland
5-Game Series	24	Tom Chambers, 1984 for Seattle
6-Game Series	31	Bob Gross, 1977 for Portland
7-Game Series	34	Karl Malone, 1994 for Utah

DISQUALIFICATIONS

3-Game Series	1	Larry Nance, 1982 for Phoenix
3-Game Series	1	Larry Nance, 1983 for Phoenix
4-Game Series	1	Three times, last Clyde Drexler, Kenny Carr & Jim Paxson, 1986 for Portland
5-Game Series	1	13 times, last Erick Dampier, 2009 for Dallas
6-Game Series	3	Hakeem Olajuwon, 1986 for Houston
6-Game Series	3	Bob Gross, 1977 for Portland
7-Game Series	2	Karl Malone, 1994 for Utah





ALL-TIME PLAYOFF SCORING LEADERS

PLAYOFF RECORDS

NUGGETS ALL-TIME PLAYOFF SCORING LEADERS

PLAYER	SP	GP	MIN	FGM	FGA	PCT	3FGM	FTM	FTA	PCT	OFF	DEF	REB	AST	PF	DO	ST	BS	PTS	AVG
1. English	9	59	2,219	620	1,250	.496	0	300	345	.869	150	179	329	280	188	2	124	22	1,540	26.1
2. Issel+	8	66	2,069	513	1,037	.495	2	267	325	.822	159	390	549	177	219	1	114	33	1,295	19.6
3. Anthony	7	45	1,738	378	892	.424	43	305	373	.818	110	208	318	134	166	5	59	16	1,104	24.5
4. Thompson+	5	38	1,414	367	751	.489	2	202	256	.789	74	124	198	133	130	1	109	31	938	24.7
5. Simpson+	5	51	1,546	365	826	.442	4	202	249	.811	62	138	200	223	124	1	167	10	936	18.4
6. Beck+	8	66	1,790	346	737	.469	2	154	188	.819	174	312	486	82	220	1	10	4	848	12.8
7. B. Jones+	4	45	1,436	240	436	.550	0	105	144	.729	123	237	360	153	169	2	61	55	585	13.0
8. Lever	6	36	1,232	210	476	.441	16	112	137	.817	72	175	247	242	99	0	78	9	528	14.7
9. Matt	2	25	801	197	380	.518	1	118	148	.797	48	130	178	85	60	0	10	8	513	20.5
10. L. Jones*	3	20	858	173	361	.479	8	148	185	.800	-	-	122	112	67	0	-	-	502	25.1
11. Evans	6	52	1,021	189	460	.411	42	70	85	.824	20	82	102	152	116	0	43	6	490	9.4
12. Schayes	7	48	1,082	157	285	.551	0	141	173	.815	94	189	283	60	164	2	18	42	455	9.5
13. Billups	2	22	826	127	280	.454	55	143	159	.899	6	69	75	147	62	1	26	7	452	20.5
14. Heywood*	1	12	588	185	362	.511	1	69	83	.831	79	158	237	39	31	0	-	-	440	36.7
15. Robisch+	4	28	848	164	381	.430	0	104	138	.754	92	159	251	46	79	1	14	10	432	15.4
16. Vandeweghe	3	16	606	161	299	.538	2	85	96	.885	16	77	93	61	37	1	15	16	409	25.6
17. Nene	6	39	1,136	148	274	.540	0	106	163	.650	85	154	239	83	149	5	38	20	402	10.3
18. J.R. Smith	4	30	749	132	294	.449	56	65	107	.607	18	74	92	64	86	1	29	7	397	13.2
19. Hanzlik	8	54	1,124	138	320	.431	5	107	140	.764	54	96	150	147	183	4	43	24	388	7.2
20. Calvin+	3	31	691	114	245	.465	3	129	140	.921	10	48	58	102	74	0	31	1	360	11.6
21. Rasmussen	5	29	632	140	316	.443	0	65	81	.802	68	112	180	25	84	1	10	27	345	11.9
22. K. Martin	5	33	1,060	145	306	.474	1	49	77	.636	64	142	206	54	134	6	40	30	340	10.3
23. Hammond*	3	24	739	140	272	.515	0	63	93	.677	-	-	157	46	92	3	-	-	343	26.4
24. Green*	1	13	487	112	226	.496	0	53	60	.883	54	67	121	14	51	x	10	21	277	21.3
25. Cooper	5	40	656	110	246	.447	0	49	66	.742	71	125	196	37	121	2	14	52	289	6.7
26. A. Roberts	3	16	480	99	232	.427	0	47	61	.770	50	71	121	36	66	3	13	7	245	15.3
27. Miller	3	15	540	96	215	.447	2	46	60	.67	32	39	71	78	50	3	23	2	240	16.0
28. Dunn	8	58	1,444	97	214	.453	0	44	64	.688	119	168	287	92	156	0	83	13	238	4.1
29. Adams	3	16	586	75	200	.375	33	50	57	.877	14	45	59	91	35	0	25	2	233	14.6
30. Iverson	2	9	381	78	197	.396	8	48	64	.750	4	11	15	47	14	0	11	1	212	23.6

* ABA

+ ABA and NBA combined

CAREER NBA PLAYOFF LEADERS



GAMES

1. Alex English	59
2. T.R. Dunn	58
3. Bill Hanzlik	54
4. Dan Issel	53
5. Mike Evans	52

POINTS

1. Alex English	1,540
2. Dan Issel	1,029
3. Carmelo Anthony	1,104
4. David Thompson	595
5. Fat Lever	528

FIELD GOALS MADE

1. Alex English	620
2. Dan Issel	402
3. Carmelo Anthony	378
4. David Thompson	240
5. Fat Lever	200

FIELD GOALS ATTEMPTED

1. Alex English	1,250
2. Carmelo Anthony	892
3. Dan Issel	811
4. David Thompson	514
5. Fat Lever	476

FIELD GOAL PERCENTAGE

1. Chris Andersen	.575 (46-80)
2. Billy McKinney	.575 (42-73)
3. Bison Dele	.553 (52-94)
4. Dan Schayes	.551 (157-285)
5. Nene	.540 (148-274)

3-POINT FIELD GOALS

1. J.R. Smith	56
2. Chauncey Billups	55
3. Carmelo Anthony	43
4. Mike Evans	42
5. Michael Adams	33

3-POINT FG ATTEMPTS

1. J.R. Smith	171
2. Mike Evans	149
3. Carmelo Anthony	127
4. Chauncey Billups	125
5. Michael Adams	96

FREE THROWS MADE

1. Carmelo Anthony	305
2. Alex English	300
3. Dan Issel	223
4. Dan Schayes	141
5. Calvin Natt	118

FREE THROWS ATTEMPTED

1. Carmelo Anthony	373
2. Alex English	345
3. Dan Issel	269
4. Dan Schayes	175
5. David Thompson	151

FREE THROW PERCENTAGE

1. Walter Davis	1.000 (21-21)
2. Mahmoud Abdul-Rauf	.956 (43-45)
3. Chauncey Billups	.899 (143-159)
4. Kiki Vandeweghe	.885 (85-96)
5. Mack Calvin	.879 (51-58)

OFFENSIVE REBOUNDS

1. Alex English	150
2. T.R. Dunn	119
3. Dan Issel	111
4. Carmelo Anthony	110
5. Dan Schayes	94

DEFENSIVE REBOUNDS

1. Dan Issel	282
2. Marcus Camby	241
3. Carmelo Anthony	208
4. Dan Schayes	189
5. Alex English	179

TOTAL REBOUNDS

1. Dan Issel	393
2. Alex English	329
3. Carmelo Anthony	318
4. Marcus Camby	295
5. T.R. Dunn	287

ASSISTS

1. Alex English	280
2. Fat Lever	257
3. Mike Evans	152
4. Chauncey Billups	147
5. Bill Hanzlik	147

BLOCKED SHOTS

1. Dikembe Mutombo	76
2. Marcus Camby	65
3. Wayne Cooper	52
4. Dan Schayes	42
5. Chris Andersen	40

STEALS

1. T.R. Dunn	83
2. Fat Lever	78
3. Carmelo Anthony	59
4. Mike Evans	43
4. Bill Hanzlik	43



ALL-TIME PLAYOFF STATISTICS (NBA)

1977 (Won 2, Lost 4)

Player	GP/GS	MIN	FG	FGA	PCT	FT	FTA	PCT	OFF	DEF	REB	AST	PF	DQ	STL	BS	PTS	AVG
Thompson	6-6	237	56	121	.463	36	53	.679	13	18	31	24	22	1	9	4	148	24.7
Issel	6-6	222	49	96	.510	34	45	.756	18	40	58	17	20	0	5	4	132	22.0
Jones	6-6	187	31	64	.484	10	17	.588	11	24	35	21	25	1	17	14	72	12.0
Calvin	6-2	112	19	40	.475	24	29	.828	1	8	9	13	13	0	1	0	62	10.3
Wise	6-0	106	14	41	.341	17	25	.680	6	22	28	3	16	0	0	1	45	7.5
McClain	6-4	170	19	46	.413	6	8	.750	5	9	14	27	12	0	10	2	44	7.3
Price	6-2	158	19	53	.358	5	8	.625	6	18	24	25	18	0	12	1	43	7.2
Silas	6-4	141	14	33	.424	13	24	.542	16	24	40	16	23	1	2	4	41	6.8
Webster	6-0	96	13	26	.500	4	6	.667	14	26	40	31	20	2	1	1	30	5.0
Towe	1-0	6	2	3	.667	0	0	.000	0	0	1	0	0	0	0	0	4	4.0
Beck	5-0	29	3	9	.333	2	2	1.000	2	4	6	1	5	0	0	0	8	1.6
Taylor	1-0	1	0	0	.000	0	0	.000	0	0	0	0	0	0	0	0	0	0.0
NUGGETS	6	1465	239	532	.449	151	217	.696	92	193	285	151	166	3	58	41	629	104.8
OPPONENTS	6	1465	259	533	.486	121	162	.747	77	191	268	158	168	7	53	41	639	106.5

1978 (Won 6, Lost 7)

Player	GP/GS	MIN	FG	FGA	PCT	FT	FTA	PCT	OFF	DEF	REB	AST	PF	DQ	STL	TO	BS	PTS	AVG
Thompson	13-13	481	131	291	.450	66	80	.825	18	35	53	52	34	0	9	39	21	328	25.2
Issel	13-13	460	103	212	.486	56	65	.862	41	93	134	53	43	1	7	39	3	262	20.2
Roberts	13-13	400	86	199	.432	40	50	.800	45	63	108	30	57	3	11	27	7	212	16.3
Jones	13-13	390	66	116	.569	34	46	.739	36	66	102	35	42	1	16	24	9	166	12.8
Wilkinson	13-13	426	47	127	.370	26	42	.619	20	51	71	78	55	2	19	25	4	120	9.2
Simpson	13-0	225	43	95	.453	16	23	.696	5	14	19	38	20	0	4	21	2	102	7.8
Hillman	13-0	260	31	79	.392	11	15	.733	25	55	80	18	49	1	6	24	7	73	5.6
Calvin	12-0	135	19	42	.452	27	29	.931	3	5	8	21	11	0	7	11	0	65	5.4
Ellis	12-0	170	17	40	.425	12	15	.800	15	28	43	8	25	0	6	14	8	46	3.8
Smith	11-0	96	17	26	.654	5	7	.714	5	4	9	17	13	0	6	8	0	39	3.5
LaGarde	9-0	77	10	19	.526	5	7	.714	9	9	18	7	12	0	0	9	2	25	2.8
NUGGETS	13	3120	570	1246	.457	298	379	.786	222	423	645	357	361	8	91	242	63	1438	110.6
OPPONENTS	13	3120	581	1220	.476	315	439	.718	205	380	585	362	430	2	115	205	97	1477	113.6

1979 (Won 1, Lost 2)

Player	GP/GS	MIN	FG	FGA	PCT	FT	FTA	PCT	OFF	DEF	REB	AST	PF	DQ	STL	TO	BS	PTS	AVG
Thompson	3-3	122	38	69	.551	8	11	.727	7	14	21	12	12	0	12	4	1	84	28.0
Issel	3-3	109	24	45	.533	25	31	.806	7	21	28	10	15	0	9	0	1	73	24.3
Boswell	3-3	120	21	35	.600	10	13	.769	14	13	27	16	10	0	6	3	5	52	17.3
Scott	3-3	104	20	42	.476	8	14	.571	2	12	14	10	11	0	10	2	2	48	16.0
Roberts	3-0	80	13	33	.394	7	11	.636	5	8	13	6	9	0	3	2	1	33	11.0
Wilkinson	3-3	101	14	34	.412	1	3	.333	7	19	26	15	7	0	6	3	0	29	9.7
Ellis	3-0	24	2	6	.333	2	2	1.000	1	3	4	1	2	0	0	2	1	6	2.0
Hughes	3-0	35	1	2	.500	1	2	.500	3	8	11	0	8	0	3	2	0	3	1.0
Smith	3-0	25	0	7	.000	2	2	1.000	1	1	2	4	2	0	2	2	0	2	0.7
NUGGETS	3	720	133	273	.487	64	89	.719	47	99	146	74	76	0	51	20	11	330	110.0
OPPONENTS	3	720	138	267	.517	62	80	.775	29	95	124	87	76	0	44	23	18	338	112.7

1982 (Won 1, Lost 2)

Player	GP-GS	MIN	FIELD GOALS			3-POINT FG		FREE THROWS		OFF/DEF	REB	AST	PF	DQ	STL	TO	BS	PTS	AVG
			FG/FGA	PCT	FG/FGA	PCT	FT-FTA	PCT											
Issel	3/3	103	32/60	.533	0/0	0.000	12/12	1.000	8/13	21	5	10	0	3	7	1	76	25.3	
Vandeweghe	3/3	109	25/43	.581	0/0	0.000	18/18	1.000	4/14	18	9	7	0	2	6	4	68	22.7	
English	3/3	118	26/55	.473	0/0	0.000	6/7	.857	8/15	23	17	6	0	3	4	3	58	19.3	
McKinney	3/3	91	16/27	.593	0/0	0.000	10/12	.833	2/4	6	10	9	0	3	5	0	42	14.0	
Thompson	3/0	66	15/33	.455	1/3	.333	4/7	.571	4/6	10	6	8	0	1	8	0	35	11.7	
Higgs	3/0	54	8/21	.381	0/2	0.000	7/12	.583	1/2	3	6	12	0	3	5	0	23	7.7	
Dunn	3/3	81	6/13	.462	0/0	0.000	7/8	.875	10/8	18	10	11	0	8	5	1	19	6.3	
Hordgees	3/0	45	8/19	.421	0/1	0.000	3/4	.750	2/11	13	2	4	0	1	4	0	19	6.3	
Gondrezick	3/0	51	8/20	.400	0/1	0.000	2/3	.667	3/5	8	9	8	0	2	0	1	18	6.0	
Ray	1/0	2	0/0	.000	0/0	0.000	0/0	.000	0/0	0	0	1	0	0	0	1	0	0.0	
NUGGETS	3	720	144/291	.495	1/8	.125	69/83	.831	42/78	120	74	76	0	26	44	11	358	119.3	
OPPONENTS	3	720	153/286	.535	2/6	.333	55/77	.714	48/93	141	89	80	1	26	53	28	363	121.0	

1983 (Won 3, Lost 5)

Player	GP-GS	MIN	FIELD GOALS			3-POINT FG		FREE THROWS		OFF/DEF	REB	AST	PF	DQ	STL	TO	BS	PTS	AVG
			FG/FGA	PCT	FG/FGA	PCT	FT-FTA	PCT											
Vandeweghe	8/8	317	87/160	.544	0/4	0.000	40/50	.800	6/46	52	32	16	0	4	12	7	214	26.8	
English	7/7	270	67/150	.447	0/2	0.000	47/53	.887	20/24	44	42	21	0	4	21	7	181	25.9	
Issel	8/8	227	69/136	.507	0/1	0.000	25/29	.862	13/45	58	25	18	0	9	10	5	163	20.4	
Evans	8/1	183	36/74	.486	3/10	.300	11/17	.647	2/17	19	38	20	0	5	22	0	86	10.8	
Williams	7/7	134	24/54	.444	2/3	.667	7/7	1.000	2/11	13	37	27	1	8	19	1	57	8.1	
McKinney	8/0	113	26/46	.565	0/0	0.000	10/18	.556	5/8	13	18	15	0	2	7	0	62	7.8	
Schayes	8/0	163	21/43	.488	0/0	0.000	15/15	1.000	11/29	40	14	25	0	2	17	5	57	7.1	
Hanzlik	8/1	157	20/50	.400	0/2	0.000	14/17	.824	3/22	25	21	26	0	6	11	5	54	6.8	
Dunn	8/8	300	18/41	.439	0/0	0.000	5/8	.625	27/51	78	20	21	0	12	14	3	41	5.1	
Gondrezick	6/0	66	7/19	.368	0/0	0.000	1/2	.500	12/8	20	4	7	0	0	1	1	15	2.5	
Ray	3/0	18	1/6	.167	0/0	0.000	1/4	.250	1/2	3	0	3	0	0					

ALL-TIME PLAYOFF STATISTICS (NBA)



PLAYOFF RECORDS

1984 (Won 2, Lost 3)

Player	GP-GS	MIN	FIELD GOALS			3-POINT FG		FREE THROWS				DQ	STL	TO	BS	PTS	AVG	
			FG/FGA	PCT	FG/FGA	PCT	FT-FTA	PCT	OFF/DEF	REB	AST							PF
English	5/5	203	60/102	.588	0/1	.000	25/28	.893	16/24	40	28	17	0	3	7	2	145	29.0
Issel	5/5	153	52/102	.510	1/2	.500	32/39	.821	10/30	40	8	15	0	6	15	6	137	27.4
Vandeweghe	5/5	180	49/96	.510	2/5	.400	27/28	.964	6/17	23	20	14	1	9	10	5	127	25.4
Williams	5/4	149	21/47	.447	5/13	.385	10/12	.833	5/14	19	24	19	1	3	8	1	57	11.4
Dunn	5/5	178	14/25	.560	0/0	.000	5/7	.714	20/19	39	8	19	0	10	8	4	33	6.6
Hanzlik	5/1	82	11/19	.579	0/2	.000	6/6	1.000	3/5	8	21	16	0	3	6	0	28	5.6
Schayes	5/0	81	11/18	.611	0/0	.000	6/8	.750	3/21	24	4	20	0	4	7	3	28	5.6
Evans	5/0	77	9/28	.321	1/8	.125	4/4	1.000	1/2	3	12	13	0	0	8	0	23	4.6
Anderson	4/0	37	6/15	.400	0/1	.000	4/6	.667	1/8	9	5	6	0	0	1	1	16	4.0
Carter	5/0	60	7/22	.318	1/5	.200	0/0	.000	1/4	5	5	3	0	4	5	1	15	3.0
NUGGETS	5	1200	240/474	.506	10/37	.270	119/138	.862	66/144	210	135	142	2	42	75	23	609	121.8
OPPONENTS	5	1200	230/448	.513	8/28	.286	144/178	.809	60/151	211	122	126	1	37	78	29	612	122.4

1985 (Won 8, Lost 7)

Player	GP-GS	MIN	FIELD GOALS			3-POINT FG		FREE THROWS				DQ	STL	TO	BS	PTS	AVG	
			FG/FGA	PCT	FG/FGA	PCT	FT-FTA	PCT	OFF/DEF	REB	AST							PF
English	14/14	536	163/304	.536	0/1	.000	97/109	.890	36/56	92	63	40	1	17	30	4	423	30.2
Natt	15/15	508	131/238	.550	0/0	.000	72/89	.809	31/68	99	57	35	0	8	31	5	334	22.3
Lever	11/8	342	49/122	.402	0/2	.000	48/63	.762	23/48	71	93	33	0	26	34	2	146	13.3
Issel	15/4	325	73/159	.459	1/1	1.000	39/48	.813	14/40	54	27	36	0	12	13	5	186	12.4
Cooper	15/12	321	67/143	.469	0/0	.000	30/40	.750	34/59	93	20	52	0	8	19	36	164	10.9
Evans	15/0	281	62/143	.434	17/51	.333	14/17	.824	3/29	32	46	39	0	13	36	3	155	10.3
Hanzlik	15/0	310	45/92	.489	0/1	.000	30/41	.732	24/22	46	33	57	2	14	22	6	120	8.0
Turner	15/4	358	50/102	.490	2/2	1.000	12/19	.632	30/43	73	46	42	0	17	26	1	114	7.6
White	10/3	123	27/57	.474	2/3	.667	7/12	.583	9/8	17	17	6	0	5	16	0	63	6.3
Dunn	15/15	371	27/65	.415	0	.000	14/19	.737	27/33	60	34	45	0	24	10	3	68	4.5
Schayes	9/0	118	11/26	.423	0/0	.000	14/20	.700	8/22	30	12	22	0	3	5	4	36	4.0
Kopicki	7/0	32	6/16	.375	0/0	.000	9/17	.529	2/11	13	3	5	0	1	1	1	21	3.0
NUGGETS	15	3625	711/1467	.485	22/61	.361	386/494	.781	241/433	680	451	412	3	148	243	70	1830	122.0
OPPONENTS	15	3625	700/1330	.526	19/72	.264	383/513	.747	187/486	673	429	418	6	131	300	98	1802	120.1

1986 (Won 5, Lost 5)

Player	GP-GS	MIN	FIELD GOALS			3-POINT FG		FREE THROWS				DQ	STL	TO	BS	PTS	AVG	
			FG/FGA	PCT	FG/FGA	PCT	FT-FTA	PCT	OFF/DEF	REB	AST							PF
English	10/10	394	106/229	.463	0/1	.000	61/71	.859	18/17	35	52	29	0	4	28	4	273	27.3
Natt	10/6	293	66/142	.465	1/2	.500	46/59	.780	17/62	79	28	25	0	2	22	3	179	17.9
Lever	10/10	347	59/131	.450	8/14	.571	17/24	.708	15/33	48	53	33	0	20	23	2	143	14.3
Schayes	10/6	295	46/86	.535	0/0	.000	24/30	.800	34/48	82	9	37	1	4	21	17	116	11.6
Rasmussen	10/4	175	39/96	.406	0/0	.000	33/41	.805	27/33	60	10	28	1	5	7	9	111	11.1
Evans	10/0	204	30/62	.366	7/29	.241	25/30	.833	6/14	20	25	19	0	10	13	3	92	9.2
Cooper	8/4	154	24/56	.429	0/1	.000	15/22	.682	11/29	40	7	31	2	2	11	5	63	7.9
Hanzlik	6/0	102	15/28	.536	1/1	1.000	13/16	.813	2/4	6	19	12	0	1	7	1	44	7.3
Turner	10/0	196	29/54	.537	1/1	1.000	7/8	.875	12/17	29	22	19	1	7	5	0	66	6.6
Dunn	10/10	276	20/46	.435	0/0	.000	9/14	.643	22/31	53	13	34	1	16	3	0	49	4.9
White	4/0	21	2/7	.286	1/4	.250	0/4	.000	1/2	3	6	4	0	1	2	0	5	1.3
Williams	4/0	18	2/4	.500	0/1	.000	0/0	.000	1/3	4	3	2	0	0	0	0	4	1.0
NUGGETS	10	2475	438/961	.456	19/54	.352	250/315	.794	166/293	459	247	273	6	72	144	44	1145	114.5
OPPONENTS	10	2475	466/943	.494	7/36	.194	239/325	.735	158/345	503	292	269	9	67	174	68	1178	117.8

1987 (Won 0, Lost 3)

Player	GP-GS	MIN	FIELD GOALS			3-POINT FG		FREE THROWS				DQ	STL	TO	BS	PTS	AVG	
			FG/FGA	PCT	FG/FGA	PCT	FT-FTA	PCT	OFF/DEF	REB	AST							PF
English	3/3	76	25/49	.510	0/0	.000	6/7	.857	10/4	14	10	9	1	0	8	0	56	18.7
Rasmussen	3/3	92	22/45	.489	0/0	.000	5/10	.500	8/15	23	7	12	0	2	5	2	49	16.3
Lever	3/3	99	19/50	.380	2/8	.250	6/9	.667	5/13	18	22	7	0	7	2	0	46	15.3
Martin	3/0	54	12/29	.414	0/1	.000	7/12	.583	4/5	9	10	12	0	0	5	1	31	10.3
Schayes	3/0	75	12/17	.706	0/0	.000	6/9	.667	6/11	17	2	10	0	1	3	2	30	10.0
Walker	3/3	68	11/34	.324	0/0	.000	4/7	.571	3/7	10	5	4	0	2	4	0	26	8.7
Hanzlik	3/2	76	8/25	.320	0/2	.000	9/15	.600	0/6	6	7	6	0	4	3	0	25	8.3
Alarie	3/0	41	9/15	.600	0/0	.000	2/2	1.000	0/5	5	1	9	0	2	4	2	20	6.7
Evans	3/0	57	7/19	.368	2/7	.286	2/2	1.000	2/5	7	8	6	0	3	3	0	18	6.0
Cooper	3/1	41	5/12	.417	0/0	.000	2/2	1.000	6/11	17	2	9	0	0	1	1	12	4.0
Smith	3/0	19	2/6	.333	0/0	.000	6/9	.667	1/4	5	4	1	0	0	4	2	10	3.3
Dunn	3/0	22	1/4	.250	0/0	.000	0/0	.000	1/2	3	2	3	0	1	1	1	2	0.7
NUGGETS	3	720	133/305	.436	4/18	.222	55/84	.655	46/88	134	80	88	1	22	44	11	325	108.3
OPPONENTS	3	720	143/280	.511	11/22	.500	110/135	.815	40/119	159	107	65	0	22	32	34	407	135.7



ALL-TIME PLAYOFF STATISTICS (NBA)

1988 (Won 5, Lost 6)

Player	GP-GS	MIN	FIELD GOALS			3-POINT FG			FREE THROWS			REB	AST	PF	DQ	STL	TO	BS	PTS	AVG
			FG/FGA	PCT	FG/FGA	PCT	FT-FTA	PCT	OFF/DEF											
English	11/11	438	116/255	.455	0/3	.000	35/43	.814	31/28	59	48	34	0	7	16	3	267	24.3		
Vincent	8/0	200	53/104	.510	0/1	.000	34/40	.830	10/27	37	6	25	0	5	14	4	140	17.5		
Lever	7/7	273	45/98	.459	3/7	.429	26/33	.788	16/49	65	49	15	0	13	4	4	119	17.0		
Schayes	11/11	314	55/88	.625	0/0	.000	70/83	.843	30/49	79	18	46	1	3	24	10	180	16.4		
Adams	11/11	406	47/130	.362	17/54	.315	36/41	.878	9/27	36	64	19	0	18	23	2	147	13.4		
Rasmussen	11/11	277	60/127	.472	0/0	.000	18/20	.900	25/46	71	7	33	0	1	6	12	138	12.5		
Evans	11/1	219	45/114	.395	12/44	.273	14/15	.933	6/16	22	23	19	0	12	12	0	116	10.5		
Hanzlik	11/0	212	20/56	.357	0/8	.000	18/26	.692	11/18	29	26	40	1	5	4	9	58	5.3		
Dunn	11/3	185	11/20	.550	0/0	.000	4/8	.500	11/18	29	3	20	0	8	4	0	26	2.4		
Martin	3/0	9	1/5	.200	0/1	.000	5/6	.833	0/1	1	0	1	0	0	1	1	7	2.3		
Cooper	9/0	96	8/23	.348	0/0	.000	2/2	1.000	16/17	33	6	19	0	3	4	8	18	2.0		
Brooks	4/0	11	1/3	.333	1/2	.500	0/0	.000	1/3	4	2	1	0	0	0	0	3	0.8		
NUGGETS	11	2640	462/1023	.452	33/120	.275	262/317	.826	166/299	465	252	272	2	75	124	53	1219	110.8		
OPPONENTS	11	2640	490/958	.511	15/61	.246	250/342	.731	159/359	518	280	272	4	62	178	53	1245	113.2		

1989 (Won 0, Lost 3)

Player	GP-GS	MIN	FIELD GOALS			3-POINT FG			FREE THROWS			REB	AST	PF	DQ	STL	TO	BS	PTS	AVG
			FG/FGA	PCT	FG/FGA	PCT	FT-FTA	PCT	OFF/DEF											
English	3/3	108	32/62	.516	0/0	.000	14/16	.875	8/5	13	11	6	0	1	14	0	78	26.0		
Davis	3/0	94	31/60	.517	0/0	.000	15/15	1.000	2/3	5	4	11	0	3	8	0	77	25.7		
Adams	2/1	75	15/36	.417	10/22	.455	7/8	.875	5/12	17	9	6	0	3	8	0	47	23.5		
Hanzlik	3/3	106	14/33	.424	3/6	.500	7/12	.583	6/14	20	9	13	9	5	2	1	38	12.7		
Lever	2/2	58	9/24	.375	2/3	.667	2/2	1.000	2/11	13	19	4	0	4	6	0	22	11.0		
Cook	3/3	66	12/24	.500	1/2	.500	6/6	1.000	2/11	13	11	12	0	3	4	0	31	10.3		
Turner	3/0	74	6/13	.462	0/1	.000	2/6	.333	2/9	11	3	9	0	1	0	0	14	4.7		
Cooper	3/3	44	6/12	.500	0/0	.000	0/0	.000	4/9	13	2	10	0	1	0	2	12	4.0		
Schayes	2/0	36	1/7	.143	0/0	.000	6/8	.750	2/9	11	4	4	0	1	1	1	8	4.0		
Lane	2/0	21	2/7	.286	0/1	.000	2/2	1.000	1/5	6	2	4	0	0	0	0	6	3.0		
Greenwood	3/0	34	2/6	.333	0/0	.000	1/2	.500	2/9	11	1	7	0	1	6	1	5	1.7		
Rasmussen	2/0	4	0/0	.000	0/0	.000	0/0	.000	0/0	0	0	1	0	0	0	0	0	0.0		
NUGGETS	3	720	130/284	.458	16/39	.410	62/77	.805	36/97	133	72	87	0	23	50	5	338	112.7		
OPPONENTS	3	720	126/264	.477	9/32	.281	105/126	.833	40/118	158	76	69	0	33	48	10	366	122.0		

1990 (Won 0, Lost 3)

Player	GP-GS	MIN	FIELD GOALS			3-POINT FG			FREE THROWS			REB	AST	PF	DQ	STL	TO	BS	PTS	AVG
			FG/FGA	PCT	FG/FGA	PCT	FT-FTA	PCT	OFF/DEF											
English	3/3	76	25/44	.568	0/0	.000	9/11	.818	3/6	9	9	6	0	2	2	1	59	19.7		
Lever	3/3	113	19/51	.373	1/7	.143	13/14	.929	11/21	32	21	7	0	8	5	1	52	17.3		
Rasmussen	3/0	84	19/48	.396	0/0	.000	9/10	.900	8/18	26	1	10	0	2	2	4	47	15.7		
Licht	3/0	70	15/29	.517	0/1	.000	14/19	.737	5/13	18	9	6	0	1	8	0	44	14.7		
Davis	3/0	70	18/45	.400	0/1	.000	6/6	1.000	4/5	9	6	4	0	1	5	0	42	14.0		
Adams	3/3	105	13/34	.382	6/20	.300	7/8	.875	0/6	6	18	10	0	4	8	0	39	13.0		
Hanzlik	3/0	79	5/17	.294	1/3	.333	10/10	1.000	5/5	10	11	13	1	5	2	2	21	7.0		
Carroll	3/3	46	9/16	.563	0/0	.000	2/2	1.000	1/8	9	3	6	0	1	1	5	20	6.7		
Kempton	3/1	32	7/9	.778	0/0	.000	4/4	1.000	1/4	5	4	8	0	0	2	0	18	6.0		
Lane	2/2	14	0/3	.000	0/0	.000	1/2	.500	0/1	1	2	4	0	0	2	0	1	0.5		
Dunn	3/0	31	0/0	.000	0/0	.000	0/0	.000	1/6	7	2	3	0	4	1	1	0	0.0		
NUGGETS	3	720	130/296	.439	8/32	.250	75/86	.872	39/93	132	86	77	1	28	38	14	343	114.3		
OPPONENTS	3	720	156/295	.529	0/5	.000	67/93	.720	45/118	163	103	70	0	28	45	20	379	126.3		

1994 (Won 6, Lost 6)

Player	GP-GS	MIN	FIELD GOALS			3-POINT FG			FREE THROWS			REB	AST	PF	DQ	STL	TO	BS	PTS	AVG
			FG/FGA	PCT	FG/FGA	PCT	FT-FTA	PCT	OFF/DEF											
Ellis	12/12	436	68/142	.479	3/6	.500	38/54	.704	27/70	97	26	46	2	9	19	11	177	14.8		
R. Williams	12/12	405	62/149	.416	20/50	.400	27/35	.771	18/43	61	42	53	1	9	28	12	171	14.3		
Mutombo	12/12	511	50/108	.463	0/0	.000	59/98	.602	40/104	144	21	42	0	8	30	69	159	13.3		
Abdul-Rauf	12/12	339	57/154	.370	12/37	.324	29/31	.935	3/15	18	30	29	0	5	14	1	155	12.9		
Pack	12/0	332	48/118	.407	6/20	.300	39/55	.709	5/23	28	51	41	0	18	46	6	141	11.8		
Stith	12/12	413	43/102	.422	0/1	.000	50/60	.833	23/33	56	26	23	0	11	14	2	136	11.3		
Dele	12/0	289	42/76	.553	0/0	.000	27/41	.659	33/56	89	11	36	0	4	17	11	111	9.3		
Rogers	12/0	190	19/49	.388	6/19	.316	17/27	.630	8/13	21	16	25	0	7	8	6	61	5.1		
Brooks	2/0	5	2/7	.286	0/1	.000	1/2	.500	1/1	2	0	0	0	0	0	0	5	2.5		
Mee	3/0	30	3/6	.500	1/4	.250	0/0	.000	0/2	2	2	4	0	3	3	0	7	2.3		
Hammonds	8/0	49	2/9	.222	0/0	.000	5/6	.833	5/8	13	2	6	0	0	1	0	9	1.1		
Randall	2/0	6	0/1	.000	0/0	.000	0/0	.000	1/4	5	0	1	0	0	1	1	0	0.0		
NUGGETS	12	3005	396/921	.430	48/138	.348	292/409	.714	164/372	536	227	306	3	74	200	119	1132	94.3		
OPPONENTS	12	3005	417/977	.427	30/101	.297	291/390	.746	165/341	506	265	344	7	104	140	59	1155	96.3		

PLAYOFF RECORDS

ALL-TIME PLAYOFF STATISTICS (NBA)



PLAYOFF RECORDS

1995 (Won 0, Lost 3)

Player	GP-GS	MIN	FIELD GOALS		3-POINT FG		FREE THROWS		OFF/DEF	REB	AST	PF	DQ	STL	TO	BS	PTS	AVG
			FG/FGA	PCT	FG/FGA	PCT	FT-FTA	PCT										
Stith	3/1	85	17/32	.531	1/6	.167	15/19	.789	3/6	9	7	7	0	1	0	1	50	16.7
Abdul-Rauf	3/2	76	12/33	.364	2/12	.167	14/14	1.000	2/3	5	5	8	0	2	8	0	40	13.3
D. Ellis	3/0	73	10/28	.357	4/13	.308	12/13	.923	6/8	14	3	6	0	2	2	1	36	12.0
Rose	3/3	99	13/28	.464	1/4	.250	3/5	.600	4/7	11	18	9	0	3	9	2	30	10.0
Rogers	3/3	76	12/22	.545	1/4	.250	1/4	.250	1/11	12	5	1	3	1	5	4	26	8.7
R. Williams	3/3	84	8/36	.222	4/13	.308	6/6	1.000	5/11	16	12	11	0	3	3	1	28	8.7
Diele	3/0	44	10/18	.556	0/0	----	4/4	1.000	5/13	18	2	15	1	0	10	1	24	8.0
Hammonds	3/0	44	9/14	.643	0/0	----	2/6	.333	3/4	7	1	12	0	0	4	2	20	6.7
Mutombo	3/3	84	6/10	.600	0/0	----	6/9	.667	4/15	19	1	15	1	0	7	7	18	6.0
Livingston	3/0	35	3/6	.500	0/0	----	1/2	.500	6/3	9	1	4	0	3	2	2	7	2.3
Grant	3/0	20	0/6	.000	0/1	.000	2/2	1.000	3/0	3	5	5	0	1	0	0	2	0.7
NUGGETS	3	720	100/233	.429	13/53	.245	66/84	.786	42/81	123	60	105	3	18	52	21	279	93.0
OPPONENTS	3	720	108/221	.489	14/34	.412	95/124	.766	31/84	115	68	72	0	22	36	12	325	108.3

2004 (Won 1, Lost 4)

Player	GP-GS	MIN	FIELD GOALS		3-POINT FG		FREE THROWS		OFF/DEF	REB	AST	PF	DQ	STL	TO	BS	PTS	AVG
			FG/FGA	PCT	FG/FGA	PCT	FT-FTA	PCT										
Lenard	5/5	161	32/75	.427	11/24	.458	10/14	.714	4/9	13	12	13	0	4	9	0	85	17.0
Miller	5/5	174	34/72	.472	0/2	.000	9/11	.818	15/8	23	16	16	1	8	10	0	77	15.4
Anthony	4/4	143	21/64	.328	2/11	.182	16/20	.800	7/26	33	11	11	1	5	17	0	60	15.0
Boykins	5/0	121	28/63	.444	5/14	.357	6/7	.857	6/6	12	19	6	0	5	6	1	67	13.4
Camby	5/5	194	27/55	.491	1/2	.500	8/14	.571	14/43	57	12	21	0	4	6	7	63	12.6
Nene	5/5	132	16/36	.444	0/0	----	7/13	.538	12/13	25	15	22	0	5	9	3	39	7.8
Barry	5/1	100	8/24	.333	3/9	.333	2/3	.667	4/14	18	10	4	0	3	4	0	21	4.2
Elson	4/0	60	7/12	.583	0/0	----	1/2	.500	1/8	9	2	14	0	2	3	1	15	3.8
Doleac	5/0	49	5/10	.500	0/0	----	0/0	----	2/5	7	3	8	0	0	1	0	10	2.0
White	4/0	26	4/15	.267	0/3	.000	0/0	----	1/4	5	0	3	0	2	2	0	7	2.0
Andersen	5/0	34	3/9	.333	0/0	----	0/0	----	6/8	14	2	3	0	1	2	0	6	1.2
Bowen	4/0	6	1/1	1.000	0/0	----	0/0	----	0/0	0	0	0	0	0	0	0	2	0.5
NUGGETS	5	1200	186/436	.427	22/65	.338	59/84	.702	72/144	216	102	121	2	39	71	14	453	90.6
OPPONENTS	5	1200	178/376	.460	32/65	.492	95/131	.725	46/155	201	100	108	2	34	82	30	473	94.6

2005 (Won 1, Lost 4)

Player	GP-GS	MIN	FIELD GOALS		3-POINT FG		FREE THROWS		OFF/DEF	REB	AST	PF	DQ	STL	TO	BS	PTS	AVG
			FG/FGA	PCT	FG/FGA	PCT	FT-FTA	PCT										
Anthony	5/5	180	35/83	.422	0/1	.000	26/32	.813	14/13	27	10	20	0	3	13	1	96	19.2
Miller	5/5	184	28/66	.424	2/4	.500	23/32	.719	9/17	26	26	22	2	10	12	1	81	16.2
Boykins	5/1	152	27/68	.397	0/7	.000	17/19	.895	2/3	5	19	13	0	4	9	1	71	14.2
Martin	5/5	184	27/58	.466	0/1	.000	8/13	.615	7/21	28	6	22	1	5	7	5	62	12.4
Camby	5/5	184	17/41	.415	0/0	----	17/27	.630	4/52	56	9	18	0	3	11	16	51	10.2
Johnson	4/2	78	11/20	.550	4/11	.364	3/3	1.000	3/5	8	3	9	0	2	0	2	29	7.3
Nene	5/0	101	9/21	.429	0/0	----	15/23	.652	9/16	25	2	16	0	2	5	2	33	6.6
Person	4/0	54	6/14	.429	3/8	.375	0/0	----	1/0	1	1	0	0	1	1	0	15	3.8
Buckner	5/2	100	4/18	.222	2/9	.222	0/0	----	1/15	16	5	14	0	2	3	1	10	2.0
Russell	3/0	9	0/1	.000	0/1	.000	3/3	1.000	0/0	0	0	0	0	0	0	0	3	1.0
Elson	1/0	6	0/1	.000	0/0	----	0/0	----	0/3	3	0	0	0	0	0	0	0	0.0
Najera	2/0	13	0/2	.000	0/0	----	0/0	----	1/1	2	1	1	0	0	1	0	0	0.0
NUGGETS	5	1225	163/393	.417	11/42	.262	112/152	.737	51/146	197	82	135	3	32	65	29	451	90.2
OPPONENTS	5	1225	172/389	.442	35/92	.380	123/163	.755	53/170	223	99	124	1	25	71	35	502	100.4

2006 (Won 1, Lost 4)

Player	GP-GS	MIN	FIELD GOALS		3-POINT FG		FREE THROWS		OFF/DEF	REB	AST	PF	DQ	STL	TO	BS	PTS	AVG
			FG/FGA	PCT	FG/FGA	PCT	FT-FTA	PCT										
Anthony	5/5	193	33/99	.333	0/4	.000	39/52	.750	12/21	33	14	20	1	4	15	1	105	21.0
Miller	5/5	182	34/77	.442	0/0	----	14/17	.824	8/14	22	36	12	0	5	16	1	82	16.4
Buckner	5/4	137	23/55	.418	10/32	.313	7/8	.875	3/11	14	6	12	0	3	1	1	63	12.6
Camby	5/5	175	26/62	.419	0/0	----	5/9	.556	13/42	55	11	14	0	4	4	14	57	11.4
Boykins	5/0	140	19/59	.322	4/19	.211	13/17	.765	3/4	7	20	6	0	4	3	2	9	11.0
Patterson	4/1	58	9/17	.529	0/0	----	2/5	.400	5/1	6	3	6	0	1	3	0	20	5.0
Martin	2/0	35	4/13	.308	0/0	----	1/2	.500	6/3	9	1	5	0	4	3	2	9	4.5
Evans	5/0	69	3/7	.429	0/2	.000	13/18	.722	8/15	23	0	11	0	2	6	1	19	3.8
Johnson	3/0	34	3/13	.231	1/10	.100	0/0	----	2/8	10	2	1	0	0	1	1	7	2.3
Kleiza	3/0	14	3/8	.375	0/1	.000	0/0	----	1/3	4	2	3	0	0	0	0	6	2.0
Najera	4/3	89	3/14	.214	0/0	----	2/4	.500	4/11	15	2	13	0	3	4	0	8	2.0
Elson	5/2	75	3/5	.600	0/0	----	0/0	----	5/6	11	2	13	1	4	3	0	6	1.2
NUGGETS	5	1200	163/429	.380	15/68	.221	96/132	.727	70/139	219	99	116	2	28	59	21	437	87.4
OPPONENTS	5	1200	171/370	.462	23/64	.359	110/137	.803	42/170	212	112	135	2	28	87	29	475	95.0



ALL-TIME PLAYOFF STATISTICS (NBA)

2007 (Won 1, Lost 4)

Player	GP/GS	MIN	FIELD GOALS			3-POINT FG		FREE THROWS		OFF/DEF	REB	AST	PF	DQ	STL	TO	BS	PTS	AVG
			FG/FGA	PCT	FG/FGA	PCT	FT/FTA	PCT											
Anthony Iverson	5/5	210	47/98	48.0	9-18	50.0	31-39	.795	18/25	43	6	12	0	5	19	0	134	26.8	
Nene	5/5	223	42/114	36.8	5-17	29.4	25-31	.806	0/3	3	29	11	0	7	15	0	114	22.8	
Carter	1/0	14	4/4	1.000	0-0	---	0-1	0.000	0/1	1	2	2	0	0	1	0	8	8.0	
Blake	5/5	184	17/45	37.8	0-0	---	4-6	.667	12/62	74	10	14	0	4	10	16	38	7.6	
J.R. Smith	4/0	47	6/22	27.3	0-0	---	6-6	1.000	1/11	12	23	8	0	3	10	0	36	7.2	
Najera	5/0	96	4/17	23.5	0-3	0.000	1-2	.500	11/17	28	2	10	0	2	2	1	9	1.8	
Kleiza	5/0	66	3/13	23.1	1-6	16.7	1-2	.500	0/8	8	2	6	0	0	0	0	8	1.6	
Diawara	1/0	1	0/0	---	0-0	---	0-0	---	0/0	0	0	0	0	0	0	0	0	0.0	
NUGGETS	5	1200	168/397	.423	23-72	.319	82-105	.781	65/152	217	88	90	0	1	28	76	21	441	88.2
OPPONENTS	5	1200	184/415	.443	41-105	.390	62-81	.765	60/141	201	115	89	0	35	61	26	471	94.2	

2008 (Won 0, Lost 4)

Player	GP/GS	MIN	FIELD GOALS			3-POINT FG		FREE THROWS		REBOUNDS									
			FG/FGA	PCT	FG/FGA	PCT	FT/FTA	PCT	OFF/DEF	TOT	AST	PF	DQ	STL	TO	BS	PTS	AVG	
Iverson	4/4	158	36/83	43.4	3/14	21.4	23/33	.697	4/8	12	18	3	0	4	7	1	98	24.5	
Smith	4/0	108	23/43	53.5	7/22	31.8	20/24	.833	1/6	7	7	12	4	5	0	73	18.3		
Martin	4/4	118	15/34	44.1	0/0	---	5/8	.625	13/12	26	5	20	2	4	9	2	35	8.8	
Nene	3/0	30	5/9	55.6	0/0	---	3/3	1.000	3/4	7	1	8	1	2	2	1	13	4.3	
Carter	4/1	61	4/14	28.6	0/5	0.000	0/0	---	2/8	10	14	6	0	1	3	1	8	2.0	
Diawara	3/0	8	2/5	40.0	0/2	0.000	0/0	---	0/1	1	0	0	0	0	0	0	4	1.3	
Hunter	2/0	5	0/1	0.000	0/0	---	0/0	---	0/2	2	0	0	0	0	0	0	0	0.0	
NUGGETS	4	960	151/354	.427	18/72	.250	86/116	.741	66/129	195	74	102	6	25	58	19	406	101.5	
OPPONENTS	4	960	169/350	.483	37/93	.398	84/119	.706	45/125	170	112	90	0	28	48	25	459	114.8	

2009 (Won 10, Lost 6)

Player	GP/GS	MIN	FIELD GOALS			3-POINT FG		FREE THROWS		REBOUNDS									
			FG/FGA	PCT	FG/FGA	PCT	FT/FTA	PCT	OFF/DEF	TOT	AST	PF	DQ	STL	TO	BS	PTS	AVG	
Anthony Iverson	16/16	612	146/322	45.3	24/66	36.4	119/144	.826	26/67	93	65	60	1	28	37	10	435	27.2	
Billups	16/16	619	90/197	45.7	44/94	46.8	106/117	.906	5/66	61	109	38	0	20	31	4	330	20.6	
Smith	16/0	435	88/194	45.4	38/106	35.8	25/46	.543	11/42	53	45	51	0	17	26	4	239	14.9	
Nene	16/16	525	69/126	54.8	0/0	---	46/70	.657	37/83	120	42	65	3	20	31	10	184	11.5	
Martin	16/16	538	75/151	49.7	1/5	20.0	23/35	.657	24/70	94	34	60	3	18	26	14	174	10.9	
Jones	16/16	280	38/79	48.1	3/12	25.0	33/43	.767	16/22	38	10	41	0	13	13	5	112	7.0	
Kleiza	14/0	210	31/66	47.0	17/40	42.5	18/24	.750	8/37	45	7	17	0	5	2	1	97	6.9	
Andersen	15/0	328	34/54	63.0	0/1	0.000	29/44	.659	29/66	95	9	42	1	5	8	32	97	6.5	
Carter	16/0	228	20/49	40.8	2/12	16.7	2/4	.500	11/21	32	34	27	0	15	11	1	44	2.8	
Petro	10/0	26	2/9	22.2	0/0	---	5/8	.625	2/4	6	1	4	0	0	1	1	9	0.9	
Balkman	8/0	20	2/6	33.3	0/1	0.000	0/0	---	2/2	4	1	3	0	4	0	0	4	0.5	
Hart	9/0	19	1/2	50.0	0/0	---	0/0	---	0/3	3	5	5	0	2	1	1	2	0.2	
NUGGETS	16	3840	596/1255	.475	129/337	.383	406/535	.759	171/473	644	362	413	8	147	194	83	1727	107.9	
OPPONENTS	16	3840	543/1211	.448	108/318	.340	395/502	.787	160/477	637	307	408	5	100	249	71	1589	99.3	

2010 (Won 2, Lost 4)

Player	GP/GS	MIN	FIELD GOALS			3-POINT FG		FREE THROWS		REBOUNDS									
			FG/FGA	PCT	FG/FGA	PCT	FT/FTA	PCT	OFF/DEF	TOT	AST	PF	DQ	STL	TO	BS	PTS	AVG	
Anthony Iverson	6/6	25	46/138	46.4	6/19	31.6	50/57	.877	14/37	51	20	26	1	12	21	3	184	30.7	
Billups	6/6	207	37/83	44.6	11/31	35.5	37/42	.881	1/13	14	38	24	1	6	18	3	122	20.3	
Nene	5/5	169	18/29	62.1	0/0	---	21/36	.583	8/21	29	11	17	0	6	4	1	57	11.4	
Smith	6/0	159	21/57	36.8	11/31	35.5	14/16	.875	5/18	23	10	17	0	4	6	2	67	11.2	
Martin	6/6	205	24/50	48.0	0/1	0.000	12/19	.632	14/36	50	8	27	0	9	11	7	60	10.0	
Afflalo	6/6	120	20/32	62.5	6/14	42.9	9/11	.818	1/11	12	7	21	0	1	4	2	55	9.2	
Lawson	6/0	118	15/35	42.9	4/10	40.0	13/19	.684	4/4	8	16	18	0	6	8	0	47	7.8	
Graham	4/0	29	10/17	58.8	1/3	33.3	3/5	.600	4/6	10	0	6	1	2	1	1	24	6.0	
Andersen	6/0	116	9/17	52.9	0/0	---	9/14	.643	7/20	27	1	14	0	1	4	6	27	4.5	
Petro	6/1	45	6/11	54.5	0/0	---	1/2	.500	2/9	11	1	13	0	1	3	3	13	2.2	
Allen	4/0	11	0/1	0.000	0/0	---	0/0	---	2/1	3	0	2	0	1	0	0	0	0.0	
Carter	1/0	7	0/1	0.000	0/0	---	0/0	---	0/0	0	3	0	0	0	0	0	0	0.0	
NUGGETS	6	1440	224/471	.476	39/109	.358	169/221	.765	62/176	238	115	185	3	49	82	28	656	109.3	
OPPONENTS	6	1440	231/456	.507	38/99	.384	163/228	.715	53/178	231	148	167	2	33	87	26	663	110.5	

The image features a black and white background of a city skyline at night, with illuminated buildings and streetlights. Overlaid on this is the Denver Nuggets logo, which consists of a mountain peak icon above a banner containing the word "DENVER". Below the banner, the word "NUGGETS" is written in a large, bold, stylized font. The entire graphic is framed by two thick white diagonal lines that create a sense of depth and perspective.

DENVER
NUGGETS

THE NBA



ATLANTA HAWKS

CENTENNIAL TOWER - 101 MARIETTA ST., STE. 1900 - ATLANTA, GA 30303 - (404) 878-3800

Ownership Bruce Levenson, Michael Gearon, Steven Belkin, Ed Peskowitz,
 Rutherford Seydel, Todd Foreman, Felix Riccio,
 Michael Gearon Sr., Beau Turner

Executive VP / General Manager Rick Sund

Head Coach Larry Drew

Assistant Coaches Lester Conner, Bob Bender, Kenny Gattison, Tyrone Hill,
 Pete Radulovic

Head Athletic Trainer Wally Blase

Vice President of Public Relations Arthur Triche

2009-10 Record 53-29 (Lost to Orlando, 4-0, in Conference Semifinals)

Arena Philips Arena (18,729)

NUGGETS ALL-TIME VS. ATLANTA

YEAR	HOME	AWAY	TOTAL	RUNNING TOTAL
76-77	2-0	0-2	2-2	2-2
77-78	2-0	1-1	3-1	5-3
78-79	1-1	0-2	1-3	6-6
79-80	1-0	0-1	1-1	7-7
80-81	1-0	0-1	1-1	8-8
81-82	1-0	0-1	1-1	9-9
82-83	0-1	1-0	1-1	10-10
83-84	1-0	1-0	2-0	12-10
84-85	1-0	1-0	2-0	14-10
85-86	1-0	0-1	1-1	15-11
86-87	0-1	0-1	0-2	15-13
87-88	1-0	0-1	1-1	16-14
88-89	1-0	1-0	2-0	18-14
89-90	1-0	0-1	1-1	19-15
90-91	1-0	0-1	1-1	20-16
91-92	0-1	0-1	0-2	20-18
92-93	0-1	0-1	0-2	20-20
93-94	1-0	0-1	1-1	21-21
94-95	0-1	0-1	0-2	21-23
95-96	1-0	0-1	1-1	22-24
96-97	1-0	0-1	1-1	23-25
97-98	0-1	0-1	0-2	23-27
98-99		Did not play		
99-00	1-0	0-1	1-1	24-28
00-01	1-0	0-1	1-1	25-29
01-02	0-1	0-1	0-2	25-31
02-03	0-1	0-1	0-2	25-33
03-04	0-1	0-1	0-2	25-35
04-05	1-0	1-0	2-0	27-35
05-06	1-0	0-1	1-1	28-36
06-07	0-1	1-0	1-1	29-37
07-08	1-0	0-1	1-1	30-38
08-09	1-0	0-1	1-1	31-39
09-10	1-0	0-1	1-1	32-40
TOTALS	25-11	7-29	32-40	.444

SERIES INFORMATION

2009-10 RESULTS VS. ATLANTA (1-1)

Nov. 7	L	100-125 @ Atlanta
Dec. 23	W	124-104 @ Denver

2010-11 SCHEDULE

Feb. 28	@ Denver
Mar. 16	@ Atlanta

NUGGETS CURRENT STREAK:

Overall:	Won 1
Home:	Won 3
Away:	Lost 3

HAWKS LAST WIN:

In Atlanta:	125-100, Nov. 7, 2009
In Denver:	98-96, Dec. 6, 2006

NUGGETS LAST WIN

In Atlanta:	100-87, Dec. 12, 2006
In Denver:	124-104, Dec. 23, 2009

HAWKS BIGGEST WIN:

26 pts	113-87, Dec. 30, 1978 in Atlanta
	119-93, Jan. 19, 1992 in Denver

NUGGETS BIGGEST WIN:

35 pts	138-103, Dec. 17, 1983 in Denver
--------	----------------------------------



BOSTON CELTICS



226 CAUSEWAY STREET, 4TH FLOOR - BOSTON, MA 02114 - (617) 854-8000

Managing Partner, Governor and CEO Wyc Grousbeck
President Rich Gotham
President of Basketball Operations Danny Ainge
Head Coach Glenn "Doc" Rivers
Assistant Coaches Lawrence Frank, Armond Hill, Kevin Eastman, Clifford Ray,
 Mike Longabardi
Head Athletic Trainer Ed Lacerte
Vice President, Media Services Jeff Twiss
2009-10 Record 50-32 (Lost to L.A. Lakers, 4-3, in NBA Finals)
Arena TD Garden (18,624)

NUGGETS ALL-TIME VS. BOSTON

YEAR	HOME	AWAY	TOTAL	RUNNING TOTAL
76-77	1-1	0-2	1-3	1-3
77-78	2-0	1-1	3-1	4-4
78-79	2-0	1-1	3-1	7-5
79-80	0-1	0-1	0-2	7-7
80-81	0-1	0-1	0-2	7-9
81-82	1-0	0-1	1-1	8-10
82-83	0-1	0-1	0-2	8-12
83-84	0-1	0-1	0-2	8-14
84-85	1-0	0-1	1-1	9-15
85-86	1-0	0-1	1-1	10-16
86-87	0-1	0-1	0-2	10-18
87-88	1-0	1-0	2-0	12-18
88-89	1-0	0-1	1-1	13-19
89-90	0-1	1-0	1-1	14-20
90-91	0-1	0-1	0-2	14-22
91-92	1-0	0-1	1-1	15-23
92-93	0-1	0-1	0-2	15-25
93-94	1-0	0-1	1-1	16-26
94-95	1-0	0-1	1-1	17-27
95-96	1-0	0-1	1-1	18-28
96-97	0-1	1-0	1-1	19-29
97-98	1-0	0-1	1-1	20-30
98-99	0-0	0-1	0-1	20-31
99-00	0-1	0-1	0-2	20-33
00-01	0-1	0-1	0-2	20-35
01-02	0-1	0-1	0-2	20-37
02-03	1-0	0-1	1-1	21-38
03-04	0-1	0-1	0-2	21-40
04-05	1-0	1-0	2-0	23-40
05-06	1-0	0-1	1-1	24-41
06-07	1-0	0-1	1-1	25-42
07-08	1-0	0-1	1-1	26-43
08-09	0-1	1-0	1-1	27-44
09-10	1-0	0-1	1-1	28-45
TOTALS	21-15	7-30	28-45	.384

SERIES INFORMATION

2009-10 RESULTS VS. BOSTON (1-1)

Feb. 21 W 114-105 @ Denver
 Mar. 24 L 99-113 @ Boston

2010-11 SCHEDULE

Dec. 8 @ Boston
 Feb. 24 @ Denver

NUGGETS CURRENT STREAK:

Overall: Lost 1
 Home: Won 1
 Away: Lost 1

CELTICS LAST WIN:

In Boston: 113-99, Mar. 24, 2010
 In Denver: 114-76, Feb. 23, 2009

NUGGETS LAST WIN:

In Boston: 94-85, Nov. 14, 2008
 In Denver: 114-105, Feb. 21, 2010

CELTICS BIGGEST WIN:

38 pts 132-94, Dec. 9, 1991 in Boston
 114-76, Feb. 23, 2009 in Denver

NUGGETS BIGGEST WIN:

29 pts 127-98, Jan. 6, 1979 in Denver



CHARLOTTE BOBCATS

333 EAST TRADE STREET - CHARLOTTE, NC 28202 - (704) 688-8600

Chairman & CEO Michael Jordan
General Manager Rod Higgins
Head Coach Larry Brown
Assistant Coaches Herb Brown, Jeff Capel, Phil Ford, Dave Hanners,
 LaSalle Thompson
Head Athletic Trainer Steve Stricker
Director, Basketball Communications B.J. Evans
2009-10 Record 44-38 (Lost to Orlando, 4-0, in First Round)
Arena Time Warner Cable Arena (19,077)

NUGGETS ALL-TIME VS. CHARLOTTE

YEAR	HOME	AWAY	TOTAL	RUNNING TOTAL
04-05	1-0	0-1	1-1	1-1
05-06	1-0	1-0	2-0	3-1
06-07	0-1	1-0	1-1	4-2
07-08	1-0	0-1	1-1	5-3
08-09	1-0	1-0	2-0	7-3
09-10	1-0	0-1	1-1	8-4
TOTALS	5-1	3-3	8-4	.667

SERIES INFORMATION

2009-10 RESULTS VS. CHARLOTTE (1-1)

Dec. 8 L 95-107 @ Charlotte
 Jan. 25 W 104-93 @ Denver

2010-11 SCHEDULE:

Dec. 7 @ Charlotte
 Mar. 2 @ Denver

NUGGETS CURRENT STREAK:

Overall: Won 1
 Home: Won 3
 Away: Lost 1

BOBCATS LAST WIN:

In Charlotte: 107-95, Dec. 8, 2009
 In Denver: 105-101, Jan. 29, 2007

NUGGETS LAST WIN:

In Charlotte: 88-80, Nov. 11, 2008
 In Denver: 104-93, Jan. 25, 2010

BOBCATS BIGGEST WIN:

12 pts 107-95, Dec. 8, 2009 in Charlotte

NUGGETS BIGGEST WIN:

19 pts 120-101, Mar. 16, 2005 in Denver



CHICAGO BULLS



1901 WEST MADISON ST. - CHICAGO, IL 60612 - (312) 455-4000

Chairman Jerry Reinsdorf
Executive VP Basketball Operations John Paxson
Head Coach Tom Thibodeau
Assistant Coaches Ron Adams, Andy Greer, Rick Brunson, Mike Wilhelm, Ed Pinckney
Head Athletic Trainer Fred Tedeschi
Sr. Director, Public and Media Relations ... Tim Hallam
Sr. Manager, Public and Media Relations ... Sebrina Brewster
2009-10 Record 41-41 (Lost to Cleveland, 4-1, in First Round)
Arena United Center (20,917)

NUGGETS ALL-TIME VS. CHICAGO

YEAR	HOME	AWAY	TOTAL	RUNNING TOTAL
76-77	2-0	1-1	3-1	3-1
77-78	2-0	0-2	2-2	5-3
78-79	1-1	1-1	2-2	7-5
79-80	2-1	2-1	4-2	11-7
80-81	0-1	1-0	1-1	12-8
81-82	1-0	0-1	1-1	13-9
82-83	1-0	0-1	1-1	14-10
83-84	1-0	1-0	2-0	16-10
84-85	1-0	0-1	1-1	17-11
85-86	0-1	0-1	0-2	17-13
86-87	1-0	0-1	1-1	18-14
87-88	1-0	0-1	1-1	19-15
88-89	1-0	0-1	1-1	20-16
89-90	1-0	0-1	1-1	21-17
90-91	0-1	0-1	0-2	21-19
91-92	0-1	0-1	0-2	21-21
92-93	1-0	0-1	1-1	22-22
93-94	0-1	1-0	1-1	23-23
94-95	1-0	0-1	1-1	24-24
95-96	1-0	0-1	1-1	25-25
96-97	0-1	0-1	0-2	25-27
97-98	0-1	0-1	0-2	25-29
98-99		Did not play		
99-00	1-0	0-1	1-1	26-30
00-01	1-0	1-0	2-0	28-30
01-02	1-0	1-0	2-0	30-30
02-03	1-0	0-1	1-1	31-31
03-04	1-0	1-0	2-0	33-31
04-05	1-0	0-1	1-1	34-32
05-06	0-1	1-0	1-1	35-33
06-07	1-0	0-1	1-1	36-34
07-08	1-0	0-1	1-1	37-35
08-09	1-0	0-1	1-1	38-36
09-10	1-0	1-0	2-0	40-36
TOTALS	28-10	12-26	40-36	.526

SERIES INFORMATION

2009-10 RESULTS VS. CHICAGO (2-0)

Nov. 10 W 90-89 @ Chicago
 Nov. 21 W 112-93 @ Denver

2010-11 SCHEDULE

Nov. 8 @ Chicago
 Nov. 26 @ Denver

NUGGETS CURRENT STREAK:

Overall: Won 2
 Home: Won 4
 Away: Won 1

BULLS LAST WIN:

In Chicago: 116-99, Feb. 20, 2009
 In Denver: 110-107, Feb. 8, 2006

NUGGETS LAST WIN:

In Chicago: 90-89, Nov. 10, 2009
 In Denver: 112-93, Nov. 21, 2009

BULLS BIGGEST WIN:

39 pts 111-72, Feb. 2, 1998 in Denver

NUGGETS BIGGEST WIN:

25 pts 123-98, Feb. 8, 1990 in Denver



CLEVELAND CAVALIERS

ONE CENTER COURT - CLEVELAND, OH 44115 - (216) 420-2000

Majority Owner/Chairman Dan Gilbert
 General Manager Chris Grant
 Head Coach Byron Scott
 Assistant Coaches Paul Pressey, Chris Jent, Jamahl Mosley, Joe Prunty
 Head Athletic Trainer Max Benton
 Sr. Vice President, Communications Tad Carper
 Basketball Comm. Senior Manager Garin Narain
 2009-10 Record 61-21 (Lost to Boston, 4-2, in Conference Semifinals)
 Arena Quicken Loans Arena (20,562)

NUGGETS ALL-TIME VS. CLEVELAND

YEAR	HOME	AWAY	TOTAL	RUNNING TOTAL
76-77	2-0	0-2	2-2	2-2
77-78	1-1	0-2	1-3	3-5
78-79	2-0	0-1	2-1	5-6
79-80	1-0	0-1	1-1	6-7
80-81	1-0	0-1	1-1	7-8
81-82	1-0	1-0	2-0	9-8
82-83	1-0	1-0	2-0	11-8
83-84	1-0	1-0	2-0	13-8
84-85	1-0	1-0	2-0	15-8
85-86	1-0	0-1	1-1	16-9
86-87	0-1	1-0	1-1	17-10
87-88	1-0	0-1	1-1	18-11
88-89	0-1	0-1	0-2	18-13
89-90	1-0	1-0	2-0	20-13
90-91	1-0	0-1	1-1	21-14
91-92	1-0	0-1	1-1	22-15
92-93	1-0	0-1	1-1	23-16
93-94	1-0	0-1	1-1	24-17
94-95	0-1	1-0	1-1	25-18
95-96	1-0	0-1	1-1	26-19
96-97	1-0	0-1	1-1	27-20
97-98	0-1	0-1	0-2	27-22
98-99	Did not play			
99-00	0-1	0-1	0-2	27-24
00-01	1-0	0-1	1-1	28-25
01-02	1-0	0-1	1-1	29-26
02-03	1-0	0-1	1-1	30-27
03-04	1-0	1-0	2-0	32-27
04-05	0-1	1-0	1-1	33-28
05-06	1-0	0-1	1-1	34-29
06-07	1-0	1-0	2-0	36-29
07-08	1-0	1-0	2-0	38-29
08-09	0-1	0-1	0-2	38-31
09-10	1-0	1-0	2-0	40-31
TOTALS	28-8	12-23	40-31	.563

SERIES INFORMATION

2009-10 RESULTS VS. CLEVELAND (2-0)

Jan. 8 W 99-97 @ Denver
 Feb. 18 W 118-116 (OT) @ Cleveland

2010-11 SCHEDULE

Jan. 15 @ Denver
 Jan. 28 @ Cleveland

NUGGETS CURRENT STREAK:

Overall: Won 2
 Home: Won 1
 Away: Won 1

CAVALIERS LAST WIN:

In Cleveland: 110-99, Nov. 13, 2008
 In Denver: 105-88, Dec. 19, 2008

NUGGETS LAST WIN:

In Cleveland: 118-116 (OT), Feb. 18, 2010
 In Denver: 99-97, Jan. 8, 2010

CAVALIERS BIGGEST WIN:

32 pts 119-87, Feb. 16, 1978 in Cleveland

NUGGETS BIGGEST WIN:

30 pts 113-83, Feb. 10, 2008 in Cleveland



DALLAS MAVERICKS



AMERICAN AIRLINES CENTER - 2500 VICTORY AVE. - DALLAS, TX 75219 - (214) 665-4660

Owner Mark Cuban
President/CEO Terdema Ussery
Pres. of Basketball Ops/General Manager .. Donn Nelson
Head Coach Rick Carlisle
Assistant Coaches Dwane Casey, Terry Stotts, Monte Mathis, Darrell Armstrong
Head Athletic Trainer Casey Smith
Director of Basketball Communications Sarah Melton
2009-10 Record 55-27 (Lost to San Antonio, 4-2, in First Round)
Arena American Airlines Center (19,200)

NUGGETS ALL-TIME VS. DALLAS

YEAR	HOME	AWAY	TOTAL	RUNNING TOTAL
80-81	2-1	1-2	3-3	3-3
81-82	3-0	2-1	5-1	8-4
82-83	1-2	2-1	3-3	11-7
83-84	1-2	1-2	2-4	13-11
84-85	3-0	1-2	4-2	17-13
85-86	3-0	0-3	3-3	20-16
86-87	1-2	1-2	2-4	22-20
87-88	3-0	0-3	3-3	25-23
88-89	2-1	1-2	3-3	28-26
89-90	3-0	0-2	3-2	31-28
90-91	1-1	0-2	1-3	32-31
91-92	1-2	1-1	2-3	34-34
92-93	3-0	2-1	5-1	39-35
93-94	3-0	1-1	4-1	43-3
94-95	1-1	3-0	4-1	47-37
95-96	1-1	1-1	2-2	49-39
96-97	0-2	1-1	1-3	50-42
97-98	1-1	0-2	1-3	51-45
98-99	1-0	0-2	1-2	52-47
99-00	1-1	0-2	1-3	53-50
00-01	1-1	0-2	1-3	54-53
01-02	0-2	0-2	0-4	54-57
02-03	0-2	0-2	0-4	54-61
03-04	1-1	1-1	2-2	56-63
04-05	1-1	0-1	1-2	57-65
05-06	1-1	0-2	1-3	58-68
06-07	1-1	0-2	1-3	59-71
07-08	1-0	1-1	2-1	61-72
08-09	2-0	2-0	4-0	65-72
09-10	1-1	0-1	1-2	66-74
TOTALS	44-27	22-47	66-74	.471

SERIES INFORMATION

2009-10 RESULTS VS. DALLAS (1-2)

Dec. 27	L	96-104 @ Denver
Feb. 9	W	127-91 @ Denver
Mar. 29	L	93-109 @ Dallas

2010-11 SCHEDULE

Nov. 3	@ Denver
Nov. 6	@ Dallas
Feb. 10	@ Denver
Apr. 6	@ Dallas

NUGGETS CURRENT STREAK:

Overall:	Lost 1
Home:	Won 1
Away:	Lost 1

MAVERICKS LAST WIN:

In Dallas:	109-93, Mar. 29, 2010
In Denver:	104-96, Dec. 27, 2009

NUGGETS LAST WIN:

In Dallas:	103-101, Mar. 27, 2009
In Denver:	127-91, Feb. 9, 2010

MAVERICKS BIGGEST WIN:

34 pts	132-98, Apr. 18, 1996 in Dallas
--------	---------------------------------

NUGGETS BIGGEST WIN:

36 pts	127-91, Feb. 9, 2010 in Denver
--------	--------------------------------



DETROIT PISTONS

6 CHAMPIONSHIP DRIVE - AUBURN HILLS, MI 48326 - (248) 377-0100

Owner Karen Davidson
President of Basketball Operations Joe Dumars
Head Coach John Kuester
Assistant Coaches Brian Hill, Darrell Walker, Pat Sullivan, Bill Pope
Head Athletic Trainer Mike Abdenour
Vice President of Public Relations Kevin Grigg
Director of Media Relations Cletus Lewis, Jr.
2009-10 Record 27-55
Arena The Palace of Auburn Hills (22,076)

NUGGETS ALL-TIME VS. DETROIT

YEAR	HOME	AWAY	TOTAL	RUNNING TOTAL
76-77	2-0	1-1	3-1	3-1
77-78	2-0	0-2	2-2	5-3
78-79	1-1	1-1	2-2	7-5
79-80	1-0	0-1	1-1	8-6
80-81	1-0	1-0	2-0	10-6
81-82	0-1	1-0	1-1	11-7
82-83	1-0	1-0	2-0	13-7
83-84	0-1	1-0	1-1	14-8
84-85	0-1	0-1	0-2	14-10
85-86	1-0	0-1	1-1	15-11
86-87	0-1	0-1	0-2	15-13
87-88	0-1	1-0	1-1	16-14
88-89	1-0	0-1	1-1	17-15
89-90	0-1	0-1	0-2	17-17
90-91	0-1	0-1	0-2	17-19
91-92	0-1	0-1	0-2	17-21
92-93	1-0	0-1	1-1	18-22
93-94	1-0	1-0	2-0	20-22
94-95	0-1	1-0	1-1	21-23
95-96	1-0	0-1	1-1	22-24
96-97	0-1	0-1	0-2	22-26
97-98	0-1	0-1	0-2	22-28
98-99		Did not play		
99-00	1-0	0-1	1-1	23-29
00-01	1-0	0-1	1-1	24-30
01-02	0-1	0-1	0-2	24-32
02-03	0-1	0-1	0-2	24-34
03-04	0-1	0-1	0-2	24-36
04-05	1-0	0-1	1-1	25-37
05-06	1-0	0-1	1-1	26-38
06-07	0-1	0-1	0-2	26-40
07-08	0-1	0-1	0-2	26-42
08-09	0-1	0-1	0-2	26-44
09-10	1-0	0-1	1-1	27-45
TOTALS	18-18	9-27	27-45	.375

SERIES INFORMATION

2009-10 RESULTS VS. DETROIT (1-1)

Dec. 10 L 99-101 @ Detroit
 Feb. 26 W 107-102 @ Denver

2010-11 SCHEDULE

Jan. 26 @ Detroit
 Mar. 12 @ Denver

NUGGETS CURRENT STREAK:

Overall: Won 1
 Home: Won 1
 Away: Lost 14

PISTONS LAST WIN:

In Detroit: 101-99, Dec. 10, 2009
 In Denver: 93-90, Jan. 9, 2009

NUGGETS LAST WIN:

In Detroit: 99-88, Mar. 10, 1995
 In Denver: 107-102, Feb. 26, 2010

PISTONS BIGGEST WIN:

31 pts 97-66, Mar. 6, 2004 in Denver

NUGGETS BIGGEST WIN:

29 pts 133-104, Mar. 20, 1977 in Denver



GOLDEN STATE WARRIORS



1011 BROADWAY - OAKLAND, CA 94607 - (510) 986-2200

President..... Robert Rowell
 General Manager..... Larry Riley
 Head Coach..... Don Nelson
 Assistant Coaches..... Keith Smart, Stephen Silas
 Head Athletic Trainer..... Tom Abdenour
 Executive Director, Public Relations..... Raymond Ridder
 2009-10 Record..... 26-56
 Arena..... ORACLE Arena (19,596)

NUGGETS ALL-TIME VS. GOLDEN STATE

YEAR	HOME	AWAY	TOTAL	RUNNING TOTAL
76-77	2-0	0-2	2-2	2-2
77-78	2-0	0-2	2-2	4-4
78-79	2-0	2-0	4-0	8-4
79-80	2-1	1-2	3-3	11-7
80-81	2-1	1-1	3-2	14-9
81-82	2-0	1-2	3-2	17-11
82-83	3-0	1-1	4-1	21-12
83-84	1-1	1-2	2-3	23-15
84-85	3-0	2-0	5-0	28-15
85-86	2-0	1-2	3-2	31-17
86-87	3-0	1-1	4-1	35-18
87-88	2-0	2-1	4-1	39-19
88-89	2-0	1-1	3-1	42-20
89-90	2-0	0-2	2-2	44-22
90-91	1-1	0-2	1-3	45-25
91-92	0-2	0-2	0-4	45-29
92-93	2-0	1-1	3-1	48-30
93-94	1-1	0-2	1-3	49-33
94-95	0-2	1-1	1-3	50-36
95-96	2-0	0-2	2-2	52-38
96-97	1-1	0-2	1-3	53-41
97-98	1-1	0-2	1-3	54-44
98-99	1-1	0-2	1-3	55-47
99-00	2-0	0-2	2-2	57-49
00-01	2-0	2-0	4-0	61-49
01-02	1-1	0-2	1-3	62-52
02-03	0-2	0-2	0-4	62-56
03-04	2-0	1-1	3-1	65-57
04-05	2-0	0-2	2-2	67-59
05-06	1-0	1-1	2-1	69-60
06-07	2-0	1-1	3-1	72-61
07-08	1-1	2-0	3-1	75-62
08-09	2-0	0-1	2-1	77-63
09-10	2-0	2-0	4-0	81-63
TOTALS	56-16	25-47	81-63	.563

SERIES INFORMATION

2009-10 RESULTS VS. GOLDEN STATE (4-0)

Dec. 1	W	135-107 @ Denver
Jan. 5	W	123-122 @ Denver
Jan. 20	W	123-118 (OT) @ Golden State
Feb. 25	W	127-112 @ Golden State

2010-11 SCHEDULE

Nov. 22	@ Golden State
Feb. 9	@ Golden State
Apr. 11	@ Denver

NUGGETS CURRENT STREAK:

Overall:	Won 6
Home:	Won 5
Away:	Won 2

WARRIORS LAST WIN:

In Oakland:	111-101, Nov. 5, 2008
In Denver:	95-105, Dec. 30, 2007

NUGGETS LAST WIN:

In Oakland:	127-112, Feb. 25, 2010
In Denver:	123-122, Jan. 5, 2010

WARRIORS BIGGEST WIN:

45 pts	152-107, Nov. 7, 1981 in Oakland
--------	----------------------------------

NUGGETS BIGGEST WIN:

36 pts	132-96, Apr. 2, 1987 in Denver
--------	--------------------------------



HOUSTON ROCKETS

1510 POLK STREET - HOUSTON, TX 77002 - (713) 758-7200

OwnerLeslie Alexander
GM & Managing Dir., Basketball Ops.Daryl Morey
Head CoachRick Adelman
Assistant CoachesElston Turner, Jack Sikma, T.R. Dunn, R.J. Adelman
Sr. Vice President of Basketball Ops/
Head Athletic TrainerKeith Jones
Director of Media RelationsNelson Luis
2009-10 Record42-40
ArenaToyota Center (18,043)

NUGGETS ALL-TIME VS. HOUSTON

YEAR	HOME	AWAY	TOTAL	RUNNING TOTAL
76-77	1-0	2-0	3-0	3-0
77-78	2-0	1-0	3-0	6-0
78-79	1-1	0-2	1-3	7-3
79-80	1-0	0-1	1-1	8-4
80-81	1-2	1-2	2-4	10-8
81-82	2-1	3-0	5-1	15-9
82-83	3-0	2-1	5-1	20-10
83-84	3-0	1-2	4-2	24-12
84-85	2-1	0-3	2-4	26-16
85-86	3-0	0-3	3-3	29-19
86-87	2-1	1-2	3-3	32-22
87-88	2-1	2-1	4-2	36-24
88-89	3-0	1-2	4-2	40-26
89-90	2-0	2-1	4-1	44-27
90-91	0-3	0-2	0-5	44-32
91-92	1-1	1-2	2-3	46-35
92-93	2-1	0-2	2-3	48-38
93-94	1-1	2-1	3-2	51-40
94-95	1-2	0-2	1-4	52-44
95-96	1-1	0-2	1-3	53-47
96-97	0-2	1-1	1-3	54-50
97-98	0-2	0-2	0-4	54-54
98-99	0-2	0-2	0-4	54-58
99-00	1-1	1-1	2-2	56-60
00-01	1-1	2-0	3-1	59-61
01-02	2-0	0-2	2-2	61-63
02-03	0-2	0-2	0-4	61-67
03-04	2-0	0-2	2-2	63-69
04-05	0-1	1-1	1-2	64-71
05-06	1-1	1-1	2-2	66-73
06-07	0-2	1-0	1-2	67-75
07-08	2-0	0-2	2-2	69-77
08-09	1-1	0-2	1-3	70-80
09-10	1-0	1-1	2-1	72-81
TOTALS	45-31	27-50	72-81	.471

SERIES INFORMATION

2009-10 RESULTS VS. HOUSTON (2-1)

Dec. 16	W	111-101 @ Denver
Jan. 27	W	97-92 @ Houston
Mar. 15	L	123-125 @ Houston

2010-11 SCHEDULE:

Oct. 30	@ Houston
Jan. 3	@ Denver
Feb. 7	@ Denver
Feb. 14	@ Houston

NUGGETS CURRENT STREAK:

Overall:	Lost 1
Home:	Won 1
Away:	Lost 1

ROCKETS LAST WIN:

In Houston:	125-123, Mar. 15, 2010
In Denver:	97-95, Mar. 9, 2009

NUGGETS LAST WIN:

In Houston:	97-92, Jan. 27, 2010
In Denver:	111-101, Dec. 16, 2009

ROCKETS BIGGEST WIN:

28 pts	115-87, Apr. 16, 2005 in Houston
--------	----------------------------------

NUGGETS BIGGEST WIN:

37 pts	130-93, Jan. 19, 1983 in Denver
--------	---------------------------------



INDIANA PACERS



125 SOUTH PENNSYLVANIA STREET - INDIANAPOLIS, IN 46204 - (317) 917-2500

Owner, Chairman & CEO Herbert Simon
President of Basketball Operations Larry Bird
Head Coach Jim O'Brien
Assistant Coaches Dan Burke, Jay DeFrusco, Walter McCarty, Frank Vogel,
 Vitaly Potapenko, Jimmy Powell
Head Athletic Trainer/Team Administrator .. Josh Corbei
Director of Public Information David Benner
2009-10 Record 32-50
Arena Conseco Fieldhouse (18,165)

NUGGETS ALL-TIME VS. INDIANA

YEAR	HOME	AWAY	TOTAL	RUNNING TOTAL
76-77	2-0	1-1	3-1	3-1
77-78	1-1	1-1	2-2	5-3
78-79	2-0	1-1	3-1	8-4
79-80	1-0	0-1	1-1	9-5
80-81	1-0	0-1	1-1	10-6
81-82	0-1	0-1	0-2	10-8
82-83	1-0	0-1	1-1	11-9
83-84	0-1	0-1	0-2	11-11
84-85	1-0	1-0	2-0	13-11
85-86	1-0	1-0	2-0	15-11
86-87	1-0	0-1	1-1	16-12
87-88	0-1	1-0	1-1	17-13
88-89	1-0	0-1	1-1	18-14
89-90	0-1	0-1	0-2	18-16
90-91	0-1	0-1	0-2	18-18
91-92	0-1	0-1	0-2	18-20
92-93	1-0	0-1	1-1	19-21
93-94	1-0	0-1	1-1	20-22
94-95	0-1	1-0	1-1	21-23
95-96	0-1	0-1	0-2	21-25
96-97	0-1	0-1	0-2	21-27
97-98	0-1	0-1	0-2	21-29
98-99	0-0	0-1	0-1	21-30
99-00	0-1	0-1	0-2	21-32
00-01	1-0	0-1	1-1	22-33
01-02	0-1	0-1	0-2	22-35
02-03	1-0	0-1	1-1	23-36
03-04	0-1	0-1	0-2	23-38
04-05	1-0	1-0	2-0	25-38
05-06	1-0	1-0	2-0	27-38
06-07	1-0	1-0	2-0	29-38
07-08	0-1	1-0	1-1	30-39
08-09	1-0	0-1	1-1	31-40
09-10	1-0	1-0	2-0	33-40
TOTALS	21-15	12-25	33-40	.452

SERIES INFORMATION

2009-10 RESULTS VS. INDIANA (2-0)

Nov. 3 W 111-93 @ Indiana
 Mar. 5 W 122-114 @ Denver

2010-11 SCHEDULE:

Nov. 9 @ Indiana
 Jan. 23 @ Denver

NUGGETS CURRENT STREAK:

Overall: Won 2
 Home: Won 2
 Away: Won 1

PACERS LAST WIN:

In Indianapolis: 100-94, Mar. 1, 2009
 In Denver: 112-110, Nov. 27, 2007

NUGGETS LAST WIN:

In Indianapolis: 111-93, Nov. 3, 2009
 In Denver: 122-114, Mar. 5, 2010

PACERS BIGGEST WIN:

38 pts 130-92, Mar. 17, 1991 in Denver

NUGGETS BIGGEST WIN:

20 pts 106-86, Jan. 4, 2006 in Denver
 121-101, Dec. 2, 2006 in Denver
 135-115, Jan. 5, 2009 in Denver



LOS ANGELES CLIPPERS

6951 SOUTH CENTINELA AVE. - PLAYA VISTA, CA 90094 - (310) 862-6000

Chairman of the Board & Owner Donald T. Sterling
Vice President of Basketball Operations Neil Olshey
Head Coach Vinny Del Negro
Assistant Coaches Dean Demopoulos, Marc Iavaroni, Robert Pack
Head Athletic Trainer Jasen Powell
Vice President of Communications Joseph V. Safety
Director of Communications Rob Raichlen
2009-10 Record 29-53
Arena STAPLES Center (19,060)

NUGGETS ALL-TIME VS. L.A. CLIPPERS

YEAR	HOME	AWAY	TOTAL	RUNNING TOTAL
76-77	2-0	0-2	2-2	2-2
77-78	2-0	1-1	3-1	5-3
78-79*	1-1	1-1	2-2	7-5
79-80	3-0	0-3	3-3	10-8
80-81	1-1	2-1	3-2	13-10
81-82	3-0	2-0	5-0	18-10
82-83	2-0	1-2	3-2	21-12
83-84	3-0	0-2	3-2	24-14
84-85\$	1-1	1-2	2-3	26-17
85-86	3-0	1-1	4-1	30-18
86-87	2-0	0-3	2-3	32-21
87-88	3-0	2-0	5-0	37-21
88-89	2-0	0-2	2-2	39-23
89-90	2-0	0-2	2-2	41-25
90-91	0-2	0-2	0-4	41-29
91-92	0-2	0-2	0-4	41-33
92-93	1-1	1-1	2-2	43-35
93-94	1-1	2-0	3-1	46-36
94-95	2-0	2-0	4-0	50-36
95-96	1-1	0-2	1-3	51-39
96-97	1-1	0-2	1-3	52-42
97-98	1-1	1-1	2-2	54-44
98-99	2-0	1-0	3-0	57-44
99-00	2-0	1-1	3-1	60-45
00-01	2-0	0-2	2-2	62-47
01-02	1-1	0-2	1-3	63-50
02-03	1-1	0-2	1-3	64-53
03-04	1-1	1-1	2-2	66-55
04-05	1-1	1-0	2-1	68-56
05-06	1-1	0-2	1-3	69-59
06-07	1-0	1-1	2-1	71-60
07-08	2-0	1-1	3-1	74-61
08-09	2-0	2-0	4-0	78-61
09-10	2-0	0-1	2-1	80-62
TOTALS	55-17	25-45	80-62	.563

* Moved to San Diego for the '78-79 season
 \$ Moved to Los Angeles for the '84-85 season
 Record vs. Buffalo: 5-3 (4-0 home, 1-3 away) - 2 years
 Record vs. San Diego: 19-11 (13-2 home, 6-9 away) - 6 years
 Record vs. Los Angeles: 56-48 (38-15 home, 18-33 away) - 26 years

SERIES INFORMATION

2009-10 RESULTS VS. LA CLIPPERS (2-1)

Nov. 20 L 99-106 @ Los Angeles
 Jan. 21 W 105-85 @ Denver
 Apr. 3 W 98-90 @ Denver

2010-11 SCHEDULE:

Nov. 5 @ Denver
 Dec. 3 @ Denver
 Jan. 5 @ Los Angeles
 Mar. 5 @ Los Angeles

NUGGETS CURRENT STREAK:

Overall: Won 2
 Home: Won 7
 Away: Lost 1

CLIPPERS LAST WIN:

In Los Angeles: 106-99, Nov. 20, 2009
 In Denver: 105-87, Jan. 27, 2006

NUGGETS LAST WIN:

In Los Angeles: 106-105, Nov. 26, 2008
 In Denver: 98-90, Apr. 3, 2010

CLIPPERS BIGGEST WIN:

34 pts 122-88, Apr. 11, 1992 in L.A.

NUGGETS BIGGEST WIN:

46 pts 139-93, Nov. 6, 1987 in Denver



LOS ANGELES LAKERS



555 N. NASH STREET - EL SEGUNDO, CA 90245 - (310) 426-6000

Owner, President, Governor & Director Dr. Jerry H. Buss
General Manager Mitch Kupchak
Head Coach Phil Jackson
Assistant Coaches Jim Clemons, Frank Hamblen, Brian Shaw, Chuck Person
 Kareem Abdul-Jabbar, Craig Hodges
Head Athletic Trainer Gary Vitti
Vice President, Public Relations John Black
2009-10 Record 57-25 (Defeated Boston, 4-3, in NBA Finals)
Arena STAPLES Center (18,997)

NUGGETS ALL-TIME VS. L.A. LAKERS

YEAR	HOME	AWAY	TOTAL	RUNNING TOTAL
76-77	2-0	0-2	2-2	2-2
77-78	2-0	1-1	3-1	5-3
78-79	2-0	1-1	3-1	8-4
79-80	1-2	0-3	1-5	9-9
80-81	1-1	2-1	3-2	12-11
81-82	1-2	0-2	1-4	13-15
82-83	0-2	1-2	1-4	14-19
83-84	0-3	1-1	1-4	15-23
84-85	0-2	2-1	2-3	17-26
85-86	2-1	1-1	3-2	20-28
86-87	0-2	0-3	0-5	20-33
87-88	2-1	1-1	3-2	23-35
88-89	1-1	0-2	1-3	24-38
89-90	0-2	0-2	0-4	24-42
90-91	0-2	0-2	0-4	24-46
91-92	1-1	0-2	1-3	25-49
92-93	1-1	0-2	1-3	26-52
93-94	1-1	2-0	3-1	29-53
94-95	0-2	2-0	2-2	31-55
95-96	1-1	1-1	2-2	33-57
96-97	0-2	0-2	0-4	33-61
97-98	0-2	0-2	0-4	33-65
98-99	1-1	0-1	1-2	34-67
99-00	1-1	0-2	1-3	35-70
00-01	2-0	0-2	2-2	37-72
01-02	0-2	1-1	1-3	38-75
02-03	0-2	0-2	0-4	38-79
03-04	1-1	0-2	1-3	39-82
04-05	2-0	0-2	2-2	41-84
05-06	1-1	0-1	1-2	42-86
06-07	2-0	1-1	3-1	45-87
07-08	0-1	0-2	0-3	45-90
08-09	1-1	0-2	1-3	46-93
09-10	2-0	1-1	3-1	49-94
TOTALS	31-41	18-53	49-94	.343

SERIES INFORMATION

2009-10 RESULTS VS. LA LAKERS (3-1)

Nov. 13	W	105-79 @ Denver
Feb. 5	W	126-113 @ Los Angeles
Feb. 28	L	89-95 @ Los Angeles
Apr. 8	W	98-96 @ Denver

2010-11 SCHEDULE:

Nov. 11	@ Denver
Jan. 21	@ Denver
Apr. 3	@ Los Angeles

NUGGETS CURRENT STREAK:

Overall:	Won 1
Home:	Won 3
Away:	Lost 1

LAKERS LAST WIN:

In Los Angeles:	95-89, Feb. 28, 2010
In Denver:	104-97, Nov. 1, 2008

NUGGETS LAST WIN:

In Los Angeles:	126-113, Feb. 5, 2010
In Denver:	98-96, Apr. 8, 2010

LAKERS BIGGEST WIN:

39 pts	131-92, Feb. 19, 1998 in Los Angeles
--------	--------------------------------------

NUGGETS BIGGEST WIN:

29 pts	113-84, Nov. 12, 1993 in Los Angeles
--------	--------------------------------------



MEMPHIS GRIZZLIES

191 BEALE ST. - MEMPHIS, TN 38103 - (901) 205-1234

Majority Owner Michael Heisley
GM/Vice President of Basketball Ops Chris Wallace
Head Coach Lionel Hollins
Assistant Coaches Johnny Davis, Henry Bibby, David Joerger, Barry Hecker,
 Damon Stoudamire
Head Athletic Trainer Drew Graham
Director of Basketball Media Relations Dustin Krugel
2009-10 Record 40-42
Arena FedExForum (18,119)

NUGGETS ALL-TIME VS. MEMPHIS

YEAR	HOME	AWAY	TOTAL	RUNNING TOTAL
95-96	1-1	2-0	3-1	3-1
96-97	2-0	1-1	3-1	6-2
97-98	1-1	0-2	1-3	7-5
98-99	2-0	1-1	3-1	10-6
99-00	2-0	0-2	2-2	12-8
00-01	2-0	2-0	4-0	16-8
01-02*	2-0	1-1	3-1	19-9
02-03	2-0	0-2	2-2	21-11
03-04	2-0	0-2	2-2	23-13
04-05	2-0	2-0	4-0	27-13
05-06	2-0	0-1	2-1	29-14
06-07	1-1	1-1	2-2	31-16
07-08	2-0	2-0	4-0	35-16
08-09	1-0	2-0	3-0	38-16
09-10	2-0	1-1	3-1	41-17
TOTALS	26-3	15-14	41-17	.707

* Moved to Memphis for 2001-02 season.
 Record vs. Vancouver: 16-8 (10-2 home, 6-6 away) - 6 years
 Record vs. Memphis: 25-9 (16-1 home, 9-8 away) - 9 years

SERIES INFORMATION

2009-10 RESULTS VS. MEMPHIS (3-1)

Nov. 1	W	133-123 @ Denver
Dec. 20	L	96-102 @ Memphis
Mar. 13	W	125-108 @ Memphis
Apr. 12	W	123-101 @ Denver

2010-11 SCHEDULE:

Dec. 5	@ Denver
Feb. 13	@ Memphis
Feb. 22	@ Denver

NUGGETS CURRENT STREAK:

Overall:	Won 2
Home:	Won 6
Away:	Won 1

GRIZZLIES LAST WIN:

In Memphis:	102-96, Dec. 20, 2009
In Denver:	108-96, Nov. 28, 2006

NUGGETS LAST WIN:

In Memphis:	125-108, Mar. 13, 2010
In Denver:	123-101, Apr. 12, 2010

GRIZZLIES BIGGEST WIN:

15 pts	109-94, Nov. 6, 1999 in Vancouver
15 pts	133-118, Apr. 14, 2007

NUGGETS BIGGEST WIN:

26 pts	108-82, Mar. 2, 1996 in Denver
--------	--------------------------------



MIAMI HEAT



601 BISCAYNE BLVD. - MIAMI, FL 33132 - (786) 777-HEAT

Managing General Partner Micky Arison
President Pat Riley
Head Coach Erik Spoelstra
Assistant Coaches Bob McAdoo, Keith Askins, Ron Rothstein, David Fizdale,
 Chad Kammerer, Octavio De La Grana
Athletic Trainer/Travel Coordinator Jay Sabol
Vice President, Sports Media Relations Tim Donovan
Director of Sports Media Relations Rob Wilson
2009-10 Record 47-35 (Lost to Boston, 4-1, in First Round)
Arena AmericanAirlines Arena (19,600)

NUGGETS ALL-TIME VS. MIAMI

YEAR	HOME	AWAY	TOTAL	RUNNING TOTAL
88-89	3-0	2-1	5-1	5-1
89-90	1-0	1-0	2-0	7-1
90-91	0-1	0-1	0-2	7-3
91-92	0-1	0-1	0-2	7-5
92-93	0-1	0-1	0-2	7-7
93-94	1-0	0-1	1-1	8-8
94-95	1-0	1-0	2-0	10-8
95-96	0-1	0-1	0-2	10-10
96-97	0-1	0-1	0-2	10-12
97-98	0-1	0-1	0-2	10-14
98-99	0-0	0-1	0-1	10-15
99-00	0-1	0-1	0-2	10-17
00-01	0-1	0-1	0-2	10-19
01-02	0-1	0-1	0-2	10-21
02-03	1-0	1-0	2-0	12-21
03-04	1-0	0-1	1-1	13-22
04-05	1-0	0-1	1-1	14-23
05-06	1-0	1-0	2-0	16-23
06-07	1-0	1-0	2-0	18-23
07-08	1-0	1-0	2-0	20-23
08-09	1-0	1-0	2-0	22-23
09-10	1-0	0-1	1-1	23-24
TOTALS	14-9	9-15	23-24	.489

SERIES INFORMATION

2009-10 RESULTS VS. MIAMI (1-1)

Nov. 6 L 88-96 @ Miami
 Dec. 3 W 114-96 @ Denver

2010-11 SCHEDULE:

Jan. 13 @ Denver
 Mar. 19 @ Miami

NUGGETS CURRENT STREAK:

Overall: Won 1
 Home: Won 8
 Away: Lost 1

HEAT LAST WIN:

In Miami: 96-88, Nov. 6, 2009
 In Denver: 100-94, Jan. 29, 2002 (OT)

NUGGETS LAST WIN:

In Miami: 108-97, Jan. 7, 2009
 In Denver: 114-96, Dec. 3, 2009

HEAT BIGGEST WIN:

29 pts 141-112, Feb. 14, 1991 in Miami

NUGGETS BIGGEST WIN:

31 pts 135-104, Dec. 23, 1989 in Miami



MILWAUKEE BUCKS

1001 N. FOURTH STREET - MILWAUKEE, WI 53203 - (414) 227-0500

PresidentHerb Kohl
General ManagerJohn Hammond
Head CoachScott Skiles
Assistant CoachesJim Boylan, Kelvin Sampson, Joe Wolf, Bill Peterson, Adrian Griffin
Head Athletic TrainerMarc Boff
Director of Public RelationsDan Smyczek
2009-10 Record46-36 (Lost to Atlanta, 4-3, in First Round)
ArenaBradley Center (18,717)

NUGGETS ALL-TIME VS. MILWAUKEE

YEAR	HOME	AWAY	TOTAL	RUNNING TOTAL
76-77	2-0	1-1	3-1	3-1
77-78	2-0	1-1	3-1	6-2
78-79	2-0	0-2	2-2	8-4
79-80	2-1	1-2	3-3	11-7
80-81	1-0	0-1	1-1	12-8
81-82	0-1	1-0	1-1	13-9
82-83	1-0	1-0	2-0	15-9
83-84	1-0	0-1	1-1	16-10
84-85	1-0	0-1	1-1	17-11
85-86	1-0	1-0	2-0	19-11
86-87	1-0	0-1	1-1	20-12
87-88	1-0	0-1	1-1	21-13
88-89	0-1	0-1	0-2	21-15
89-90	1-0	0-1	1-1	22-16
90-91	0-1	1-0	1-1	23-17
91-92	1-0	0-1	1-1	24-18
92-93	1-0	0-1	1-1	25-19
93-94	1-0	1-0	2-0	27-19
94-95	1-0	1-0	2-0	29-19
95-96	1-0	0-1	1-1	30-20
96-97	1-0	0-1	1-1	31-21
97-98	0-1	0-1	0-2	31-23
98-99	1-0	0-0	1-0	32-23
99-00	1-0	1-0	2-0	34-23
00-01	1-0	0-1	1-1	35-24
01-02	0-1	0-1	0-2	35-26
02-03	1-0	0-1	1-1	36-27
03-04	1-0	1-0	2-0	38-27
04-05	1-0	1-0	2-0	40-27
05-06	0-1	1-0	1-1	41-28
06-07	1-0	1-0	2-0	43-28
07-08	1-0	0-1	1-1	44-29
08-09	1-0	0-1	1-1	45-30
09-10	0-1	0-1	0-2	45-32
TOTALS	31-8	14-24	45-32	.584

SERIES INFORMATION

2009-10 RESULTS VS. MILWAUKEE (0-2)

Nov. 11 L 102-108 @ Milwaukee
 Mar. 20 L 97-102 @ Denver

2010-11 SCHEDULE:

Dec. 1 @ Denver
 Feb. 16 @ Milwaukee

NUGGETS CURRENT STREAK:

Overall: Lost 3
 Home: Lost 1
 Away: Lost 3

BUCKS LAST WIN:

In Milwaukee: 108-102, Nov. 11, 2009
 In Denver: 102-97, Mar. 20, 2010

NUGGETS LAST WIN:

In Milwaukee: 109-102, Feb. 10, 2007
 In Denver: 114-105, Nov. 18, 2008

BUCKS BIGGEST WIN:

48 pts 143-95, Mar. 27, 1980 in Milwaukee

NUGGETS BIGGEST WIN:

23 pts 135-112, Feb. 2, 2000 in Denver



MINNESOTA TIMBERWOLVES



600 FIRST AVENUE NORTH - MINNEAPOLIS, MN 55403 - (612) 673-1600

Owner Glen Taylor
 President Chris Wright
 President of Basketball Operations David Kahn
 Head Coach Kurt Rambis
 Assistant Coaches Dave Wohl, Reggie Theus, Bill Laimbeer, J.B. Bickerstaff
 Head Athletic Trainer Gregg Farnam
 Director of Public Relations Mike Cristaldi
 2009-10 Record 15-67
 Arena Target Center (19,356)

NUGGETS ALL-TIME VS. MINNESOTA

YEAR	HOME	AWAY	TOTAL	RUNNING TOTAL
89-90	2-0	3-0	5-0	5-0
90-91	3-0	0-2	3-2	8-2
91-92	1-1	1-2	2-3	10-5
92-93	3-0	0-2	3-2	13-7
93-94	2-0	2-1	4-1	17-8
94-95	3-0	3-0	6-0	23-8
95-96	2-0	2-0	4-0	27-8
96-97	0-2	0-2	0-4	27-12
97-98	1-1	0-2	1-3	28-15
98-99	0-2	0-1	0-3	28-18
99-00	1-1	1-1	2-2	30-20
00-01	1-1	1-1	2-2	32-22
01-02	1-1	1-1	2-2	34-24
02-03	0-2	0-2	0-4	34-28
03-04	1-1	0-2	1-3	35-31
04-05	1-1	1-1	2-2	37-33
05-06	2-0	1-1	3-1	40-34
06-07	1-1	1-1	2-2	42-36
07-08	2-0	2-0	4-0	46-36
08-09	2-0	2-0	4-0	50-36
09-10	1-1	2-0	3-1	53-37
TOTALS	30-15	23-22	53-37	.589

SERIES INFORMATION

2009-10 RESULTS VS. MINNESOTA (3-1)

Nov. 25	W	124-111 @ Minnesota
Nov. 29	L	100-106 @ Denver
Jan. 11	W	105-94 @ Denver
Mar. 10	W	110-102 @ Minnesota

2010-11 SCHEDULE:

Dec. 18	@ Denver
Dec. 29	@ Minnesota
Feb. 5	@ Minnesota
Apr. 9	@ Denver

NUGGETS CURRENT STREAK:

Overall:	Won 2
Home:	Won 1
Away:	Won 6

TIMBERWOLVES LAST WIN:

In Minneapolis:	99-94, Feb. 14, 2007
In Denver:	106-100, Nov. 29, 2009

NUGGETS LAST WIN:

In Minneapolis:	110-102, Mar. 10, 2010
In Denver:	105-94, Jan. 11, 2010

TIMBERWOLVES BIGGEST WIN:

27 pts	107-80, Feb. 13, 1998 in Denver
--------	---------------------------------

NUGGETS BIGGEST WIN:

26 pts	120-94, Apr. 4, 1993 in Denver
--------	--------------------------------



NEW JERSEY NETS

390 MURRAY HILL PARKWAY - EAST RUTHERFORD, NJ 07073 - (201) 935-8888

Principal OwnerMikhail Prokhorov
 General ManagerBilly King
 Head CoachAvery Johnson
 Assistant Coaches.....Sam Mitchell, Larry Krystkowiak, John Loyer, Popeye Jones,
Tom Barrise
 Head Athletic Trainer.....Tim Walsh
 Vice President of Public Relations.....Gary Sussman
 Senior Director of Public Relations.....Aaron Harris
 2009-10 Record.....12-70
 Arena.....Prudential Center (18,711)

NUGGETS ALL-TIME VS. NEW JERSEY

YEAR	HOME	AWAY	TOTAL	RUNNING TOTAL
76-77	2-0	1-1	3-1	3-1
77-78	2-0	1-1	3-1	6-2
78-79	2-0	2-0	4-0	10-2
79-80	1-0	0-1	1-1	11-3
80-81	1-0	0-1	1-1	12-4
81-82	1-0	0-1	1-1	13-5
82-83	0-1	1-0	1-1	14-6
83-84	1-0	0-1	1-1	15-7
84-85	1-0	1-0	2-0	17-7
85-86	1-0	0-1	1-1	18-8
86-87	1-0	1-0	2-0	20-8
87-88	1-0	1-0	2-0	22-8
88-89	1-0	0-1	1-1	23-9
89-90	1-0	1-0	2-0	25-9
90-91	1-0	0-1	1-1	26-10
91-92	1-0	0-1	1-1	27-11
92-93	1-0	0-1	1-1	28-12
93-94	1-0	0-1	1-1	29-13
94-95	1-0	0-1	1-1	30-14
95-96	0-1	0-1	0-2	30-16
96-97	1-0	0-1	1-1	31-17
97-98	0-1	0-1	0-2	31-19
98-99	1-0	0-0	1-0	32-19
99-00	0-1	1-0	1-1	33-20
00-01	1-0	0-1	1-1	34-21
01-02	1-0	0-1	1-1	35-22
02-03	0-1	0-1	0-2	35-24
03-04	0-1	0-1	0-2	35-26
04-05	1-0	0-1	1-1	36-27
05-06	0-1	0-1	0-2	36-29
06-07	0-1	1-0	1-1	37-30
07-08	1-0	1-0	2-0	39-30
08-09	1-0	0-1	1-1	40-31
09-10	1-0	1-0	2-0	42-31
TOTALS	29-8	13-23	42-31	.575

SERIES INFORMATION

2009-10 RESULTS VS. NEW JERSEY (2-0)

Nov. 4 W 122-94 @ New Jersey
 Nov. 24 W 101-87 @ Denver

2010-11 SCHEDULE:

Nov. 20 @ Denver
 Jan. 31 @ New Jersey

NUGGETS CURRENT STREAK:

Overall: Won 3
 Home: Won 3
 Away: Won 1

NETS LAST WIN:

In New Jersey: 114-70, Feb. 7, 2009
 In Denver: 112-102, Jan. 27, 2007

NUGGETS LAST WIN:

In New Jersey: 122-94, Nov. 4, 2009
 In Denver: 101-87, Nov. 24, 2009

NETS BIGGEST WIN:

44 pts 114-70, Feb. 7, 2009 in New Jersey

NUGGETS BIGGEST WIN:

35 pts 141-106, Nov. 22, 1988 in Denver



NEW ORLEANS HORNETS



1250 POYDRAS, 19TH FLOOR - NEW ORLEANS, LA 70113 - (504) 593-4700

Owner George Shinn
President Hugh Weber
General Manager Dell Demps
Head Coach Monty Williams
Assistant Coaches Michael Malone, Randy Ayers, James Borrego, Bryan Gates,
 Fred Vinson
Athletic Trainer/Director of Team Travel Terry Kofler
VP of Communications Harold Kaufman
Director of Basketball Communications Dennis Rogers
2009-10 Record 37-45
Arena New Orleans Arena (17,188)

NUGGETS ALL-TIME VS. NEW ORLEANS

YEAR	HOME	AWAY	TOTAL	RUNNING TOTAL
88-89	1-0	1-0	2-0	2-0
89-90	1-2	1-1	2-3	4-3
90-91	1-0	1-0	2-0	6-3
91-92	1-0	0-1	1-1	7-4
92-93	1-0	0-1	1-1	8-5
93-94	1-0	0-1	1-1	9-6
94-95	1-0	0-1	1-1	10-7
95-96	0-1	0-1	0-2	10-9
96-97	0-1	0-1	0-2	10-11
97-98	0-1	0-1	0-2	10-13
98-99		Did not play		
99-00	1-0	0-1	1-1	11-14
00-01	1-0	1-0	2-0	13-14
01-02	0-1	0-1	0-2	13-16
02-03*	0-1	0-1	0-2	13-18
03-04	1-0	0-1	1-1	14-19
04-05	2-0	2-0	4-0	18-19
05-06^	0-1	2-0	2-1	20-20
06-07^	1-1	1-1	2-2	22-22
07-08	1-1	0-1	1-2	23-24
08-09	1-1	1-1	2-2	25-26
09-10	2-0	1-1	3-1	28-27
TOTALS	17-11	11-16	28-27	.509

* Moved to New Orleans for 2002-03 season.

^ New Orleans/Oklahoma City for 2005-06 and '06-07 seasons.

Record vs. Charlotte: 13-16 (9-6 home, 4-10 away) - 14 years

Record vs. New Orleans: 15-11 (8-5 home, 7-6 away) - 6 years

Record vs. NO/OKC: 4-3 (1-2 home, 3-1 road) - 2 years

[2-1 at the Ford Center in Okla. City]

SERIES INFORMATION

2009-10 RESULTS VS. NEW ORLEANS (3-1)

Dec. 18	L	92-98 @ New Orleans
Jan. 23	W	116-110 (OT) @ Denver
Mar. 12	W	102-95 @ New Orleans
Mar. 18	W	93-80 @ Denver

2010-11 SCHEDULE

Oct. 29	@ New Orleans
Jan. 9	@ Denver
Mar. 14	@ New Orleans

NUGGETS CURRENT STREAK:

Overall:	Won 3
Home:	Won 3
Away:	Won 1

HORNETS LAST WIN:

In New Orleans:	98-92, Dec. 18, 2009
In Denver:	105-101, Nov. 27, 2008

NUGGETS LAST WIN:

In New Orleans:	102-95, Mar. 12, 2010
In Denver:	93-80, Mar. 18, 2010

HORNETS BIGGEST WIN:

24 pts	117-93, Jan. 28, 2008 in New Orleans
--------	--------------------------------------

NUGGETS BIGGEST WIN:

26 pts	122-96, March 6, 1990 in Denver
--------	---------------------------------



NEW YORK KNICKS

TWO PENNSYLVANIA PLAZA - NEW YORK, NY 10121 - (212) 465-6471

Chairman, MSG James L. Dolan
President of Basketball Operations Donnie Walsh
Head Coach Mike D'Antoni
Assistant Coaches Herb Williams, Phil Weber, Dan D'Antoni, Kenny Atkinson
Head Athletic Trainer Roger Hinds
VP, Public Relations Jonathan Supranowitz
2009-10 Record 29-53
Arena Madison Square Garden (19,763)

NUGGETS ALL-TIME VS. NEW YORK

YEAR	HOME	AWAY	TOTAL	RUNNING TOTAL
76-77	1-1	1-1	2-2	2-2
77-78	0-2	1-1	1-3	3-5
78-79	2-0	1-1	3-1	6-6
79-80	1-0	0-1	1-1	7-7
80-81	0-1	0-1	0-2	7-9
81-82	1-0	0-1	1-1	8-10
82-83	0-1	0-1	0-2	8-12
83-84	0-1	1-0	1-1	9-13
84-85	1-0	0-1	1-1	10-14
85-86	1-0	0-1	1-1	11-15
86-87	1-0	1-0	2-0	13-15
87-88	1-0	0-1	1-1	14-16
88-89	1-0	0-1	1-1	15-17
89-90	0-1	1-0	1-1	16-18
90-91	1-0	0-1	1-1	17-19
91-92	0-1	0-1	0-2	17-21
92-93	1-0	0-1	1-1	18-22
93-94	1-0	0-1	1-1	19-23
94-95	0-1	0-1	0-2	19-25
95-96	0-1	1-0	1-1	20-26
96-97	0-1	0-1	0-2	20-28
97-98	0-1	0-1	0-2	20-30
98-99		Did not play		
99-00	0-1	1-0	1-1	21-31
00-01	1-0	0-1	1-1	22-32
01-02	1-0	1-0	2-0	24-32
02-03	0-1	0-1	0-2	24-34
03-04	1-0	0-1	1-1	25-35
04-05	1-0	0-1	1-1	26-36
05-06	1-0	1-0	2-0	28-36
06-07	0-1	1-0	1-1	29-37
07-08	1-0	0-1	1-1	30-38
08-09	1-0	1-0	2-0	32-38
09-10	1-0	0-1	1-1	33-39
TOTALS	21-15	12-24	33-39	.458

SERIES INFORMATION

2009-10 RESULTS VS. NEW YORK (1-1)

Nov. 27 W 128-125 @ Denver
 Mar. 23 L 104-109 @ New York

2010-11 SCHEDULE:

Nov. 16 @ Denver
 Dec. 12 @ New York

NUGGETS CURRENT STREAK:

Overall: Lost 1
 Home: Won 3
 Away: Lost 1

KNICKS LAST WIN:

In New York: 109-104, Mar. 23, 2010
 In Denver: 109-107, Nov. 8, 2006

NUGGETS LAST WIN:

In New York: 117-110, Dec. 28, 2008
 In Denver: 128-125, Nov. 27, 2009

KNICKS BIGGEST WIN:

26 pts 138-112, Feb. 11, 1984 in Denver

NUGGETS BIGGEST WIN:

32 pts 115-83, Nov. 17, 2007 in Denver



OKLAHOMA CITY THUNDER



211 N. ROBINSON, SUITE 300 - OKLAHOMA CITY, OK 73102 - (405) 208-4800

Chairman Clayton I. Bennett
Exec. VP and General Manager Sam Presti
Head Coach Scott Brooks
Assistant Coaches Mark Bryant, Maurice Cheeks, Rex Kalamian, Brian Keefe, Maz Trakh
Head Athletic Trainer Joe Sharpe
Director, Basketball Communications Brian Facchini
2009-10 Record 50-32 (Lost to L.A. Lakers, 4-2, in First Round)
Arena Ford Center (18,203)

NUGGETS ALL-TIME VS. OKLAHOMA CITY

YEAR	HOME	AWAY	TOTAL	RUNNING TOTAL
76-77	2-0	2-0	4-0	4-0
77-78	1-1	0-2	1-3	5-3
78-79	1-1	2-0	3-1	8-4
79-80	1-2	0-3	1-5	9-9
80-81	2-0	1-2	3-2	12-11
81-82	1-2	1-1	2-3	14-14
82-83	2-0	1-2	3-2	17-16
83-84	2-1	0-2	2-3	19-19
84-85	1-1	2-1	3-2	22-21
85-86	2-1	0-2	2-3	24-24
86-87	2-0	0-3	2-3	26-27
87-88	3-0	1-1	4-1	30-28
88-89	2-0	0-2	2-2	32-30
89-90	2-0	0-2	2-2	34-32
90-91	0-2	0-2	0-4	34-36
91-92	1-1	0-2	1-3	35-39
92-93	0-2	1-1	1-3	36-42
93-94	2-0	0-2	2-2	38-44
94-95	1-1	0-2	1-3	39-47
95-96	1-1	0-2	1-3	40-50
96-97	0-2	0-2	0-4	40-54
97-98	0-2	0-2	0-4	40-58
98-99	2-0	0-2	2-2	42-60
99-00	1-1	0-2	1-3	43-63
00-01	2-0	0-2	2-2	45-65
01-02	2-0	1-1	3-1	48-66
02-03	0-2	1-1	1-3	49-69
03-04	1-1	1-1	2-2	51-71
04-05	1-1	1-1	2-2	53-73
05-06	1-1	1-1	2-2	55-75
06-07	1-1	2-0	3-1	58-76
07-08	2-0	1-1	3-1	61-77
08-09*	2-0	2-0	4-0	65-77
09-10	2-0	1-1	3-1	68-78
TOTALS	46-27	22-51	68-78	.466

* Moved to Oklahoma City for 2008-09 season.
 Record vs. Seattle: 61-77 (42-27 home, 19-50 away) - 32 years
 Record vs. Oklahoma City: 7-1 (4-0 home, 3-1 away) - 2 years

SERIES INFORMATION

2009-10 RESULTS VS. OKLAHOMA CITY (3-1)

Dec. 14	W	102-93 @ Denver
Jan. 29	L	84-101 @ Oklahoma City
Mar. 3	W	119-90 @ Denver
Apr. 7	W	98-94 @ Oklahoma City

2010-11 SCHEDULE:

Dec. 25	@ Oklahoma City
Jan. 19	@ Denver
Apr. 5	@ Denver
Apr. 8	@ Oklahoma City

NUGGETS CURRENT STREAK:

Overall:	Won 2
Home:	Won 6
Away:	Won 1

THUNDER LAST WIN:

In Okla. City:	101-84, Jan. 29, 2010
In Denver:	100-97, March 28, 2007

NUGGETS LAST WIN:

In Okla. City:	98-94, Apr. 7, 2010
In Denver:	119-90, Mar. 3, 2010

THUNDER BIGGEST WIN:

47 pts	146-99, Jan. 15, 1991 in Seattle
--------	----------------------------------

NUGGETS BIGGEST WIN:

52 pts	168-116, March 16, 2008 in Denver
--------	-----------------------------------



ORLANDO MAGIC

8701 MAITLAND SUMMIT BLVD. - ORLANDO, FL 32810 - (407) 916-2400

ChairmanRich DeVos
CEO / Vice ChairBob Vander Weide
President of Basketball OperationsOtis Smith
Head CoachStan Van Gundy
Assistant CoachesBrendan Malone, Patrick Ewing, Steve Clifford, Bob Beyer,
Ahmad Ajami
Head Athletic TrainerKeon Weise
Vice President of CommunicationsJoel Glass
2009-10 Record59-23 (Lost to Boston, 4-2, in Conference Finals)
ArenaAmway Center (18,500)

NUGGETS ALL-TIME VS. ORLANDO

YEAR	HOME	AWAY	TOTAL	RUNNING TOTAL
89-90	1-0	1-0	2-0	2-0
90-91	2-0	0-3	2-3	4-3
91-92	1-0	1-0	2-0	6-3
92-93	0-1	0-1	0-2	6-5
93-94	1-0	0-1	1-1	7-6
94-95	0-1	0-1	0-2	7-8
95-96	1-0	0-1	1-1	8-9
96-97	0-1	0-1	0-2	8-11
97-98	0-1	0-1	0-2	8-13
98-99		Did not play		
99-00	0-1	0-1	0-2	8-15
00-01	0-1	0-1	0-2	8-17
01-02	0-1	0-1	0-2	8-19
02-03	0-1	0-1	0-2	8-21
03-04	1-0	0-1	1-1	9-22
04-05	1-0	0-1	1-1	10-23
05-06	1-0	0-1	1-1	11-24
06-07	1-0	0-1	1-1	12-25
07-08	1-0	0-1	1-1	13-26
08-09	0-1	1-0	1-1	14-27
09-10	1-0	0-1	1-1	15-28
TOTALS	12-9	3-19	15-28	349

SERIES INFORMATION

2009-10 RESULTS VS. ORLANDO (1-1)

Jan. 13 W 115-97 @ Denver
 Mar. 28 L 97-103 @ Orlando

2010-11 SCHEDULE:

Dec. 14 @ Denver
 Mar. 18 @ Orlando

NUGGETS CURRENT STREAK:

Overall: Lost 1
 Home: Won 1
 Away: Lost 1

MAGIC'S LAST WIN:

In Orlando: 103-97, Mar. 28, 2010
 In Denver: 106-88, Jan. 17, 2009

NUGGETS LAST WIN:

In Orlando: 82-73, Feb. 11, 2009
 In Denver: 115-97, Jan. 13, 2010

MAGIC'S BIGGEST WIN:

39 pts 155-116, Dec. 12, 1990 in Orlando

NUGGETS BIGGEST WIN:

36 pts 141-105, Jan. 11, 1990 in Denver



PHILADELPHIA 76ERS



3601 SOUTH BROAD STREET - PHILADELPHIA, PA 19148 - (215) 339-7666

Chairman Ed Snider
 President Rod Thorn
 General Manager Ed Stefanski
 Head Coach Doug Collins
 Associate Head Coach Michael Curry
 Assistant Coaches Brian James, Quin Snyder, Aaron McKie
 Head Athletic Trainer Kevin Johnson
 Director of Public Relations Mike Preston
 2009-10 Record 27-55
 Arena Wells Fargo Center (20,328)

NUGGETS ALL-TIME VS. PHILADELPHIA

YEAR	HOME	AWAY	TOTAL	RUNNING TOTAL
76-77	1-1	0-2	1-3	1-3
77-78	1-1	0-2	1-3	2-6
78-79	0-1	0-2	0-3	2-9
79-80	0-1	0-1	0-2	2-11
80-81	1-0	0-1	1-1	3-12
81-82	1-0	0-1	1-1	4-13
82-83	0-1	0-1	0-2	4-15
83-84	1-0	0-1	1-1	5-16
84-85	1-0	0-1	1-1	6-17
85-86	0-1	1-0	1-1	7-18
86-87	0-1	0-1	0-2	7-20
87-88	1-0	1-0	2-0	9-20
88-89	1-0	0-1	1-1	10-21
89-90	1-0	0-1	1-1	11-22
90-91	0-1	0-1	0-2	11-24
91-92	1-0	1-0	2-0	13-24
92-93	1-0	0-1	1-1	14-25
93-94	0-1	0-1	0-2	14-27
94-95	1-0	0-1	1-1	15-28
95-96	1-0	1-0	2-0	17-28
96-97	0-1	1-0	1-1	18-29
97-98	0-1	0-1	0-2	18-31
98-99		Did not play		
99-00	1-0	1-0	2-0	20-31
00-01	1-0	0-1	1-1	21-32
01-02	1-0	0-1	1-1	22-33
02-03	0-1	0-1	0-2	22-35
03-04	1-0	1-0	2-0	24-35
04-05	1-0	0-1	1-1	25-36
05-06	0-1	1-0	1-1	26-37
06-07	0-1	1-0	1-1	27-38
07-08	1-0	0-1	1-1	28-39
08-09	1-0	1-0	2-0	30-39
09-10	0-1	1-0	1-1	31-40
TOTALS	20-15	11-25	31-40	.437

SERIES INFORMATION

2009-10 RESULTS VS. PHILADELPHIA (1-1)

Dec. 7 W 93-83 @ Philadelphia
 Jan. 3 L 105-108 @ Denver

2010-11 SCHEDULE:

Dec. 26 @ Denver
 Jan. 30 @ Philadelphia

NUGGETS CURRENT STREAK:

Overall: Lost 1
 Home: Lost 1
 Away: Won 2

76ERS LAST WIN:

In Philadelphia: 115-113, Mar. 19, 2008
 In Denver: 108-105, Jan. 3, 2010

NUGGETS LAST WIN:

In Philadelphia: 93-83, Dec. 7, 2009
 In Denver: 105-101, Dec. 26, 2008

76ERS BIGGEST WIN:

31 pts 132-101, Nov. 5, 1977 in Philadelphia

NUGGETS BIGGEST WIN:

30 pts 105-75, Feb. 23, 1995, in Denver



PHOENIX SUNS

201 E. JEFFERSON STREET - PHOENIX, AZ 85004 - (602) 379-7900

Managing Partner Robert Sarver
President of Basketball Operations Lon Babby
Head Coach Alvin Gentry
Assistant Coaches Bill Cartwright, Dan Majerle, Igor Kokoskov, Noel Gillespie
Head Athletic Trainer Aaron Nelson
VP, Basketball Communications Julie Fie
2009-10 Record 54-28 (Lost to L.A. Lakers, 4-2, in Conference Finals)
Arena US Airways Center (18,422)

NUGGETS ALL-TIME VS. PHOENIX

YEAR	HOME	AWAY	TOTAL	RUNNING TOTAL
76-77	2-0	1-1	3-1	3-1
77-78	1-1	1-1	2-2	5-3
78-79	1-1	2-0	3-1	8-4
79-80	1-2	0-3	1-5	9-9
80-81	1-2	0-2	1-4	10-13
81-82	1-1	1-2	2-3	12-16
82-83	3-0	1-1	4-1	16-17
83-84	1-1	1-2	2-3	18-20
84-85	3-0	1-1	4-1	22-21
85-86	2-0	2-1	4-1	26-22
86-87	3-0	0-2	3-2	29-24
87-88	2-0	1-2	3-2	32-26
88-89	1-1	0-2	1-3	33-29
89-90	1-1	0-2	1-3	34-32
90-91	0-2	0-2	0-4	34-36
91-92	1-1	0-2	1-3	35-39
92-93	1-1	0-2	1-3	36-42
93-94	1-1	0-2	1-3	37-45
94-95	1-1	0-2	1-3	38-48
95-96	2-0	1-1	3-1	41-49
96-97	1-1	1-1	2-2	43-51
97-98	0-2	0-2	0-4	43-55
98-99	0-2	0-1	0-3	43-58
99-00	1-1	0-2	1-3	44-61
00-01	0-2	0-2	0-4	44-65
01-02	2-0	1-1	3-1	47-66
02-03	0-2	1-1	1-3	48-69
03-04	2-0	2-0	4-0	52-69
04-05	0-2	0-2	0-4	52-73
05-06	1-1	0-2	1-3	53-76
06-07	1-1	0-1	1-2	54-78
07-08	2-0	0-2	2-2	56-80
08-09	1-0	0-2	1-2	57-82
09-10	1-1	0-2	1-3	58-85
TOTALS	41-31	17-54	58-85	.406

SERIES INFORMATION

2009-10 RESULTS VS. PHOENIX (1-3)

Dec. 12	W	105-99 @ Denver
Feb. 3	L	97-109 @ Denver
Mar. 1	L	85-101 @ Phoenix
Apr. 13	L	101-123 @ Phoenix

2010-11 SCHEDULE:

Nov. 15	@ Phoenix
Nov. 28	@ Denver
Jan. 11	@ Denver
Mar. 10	@ Phoenix

NUGGETS CURRENT STREAK:

Overall:	Lost 3
Home:	Lost 1
Away:	Lost 11

SUNS LAST WIN:

In Phoenix:	123-101, Apr. 13, 2010
In Denver:	109-97, Feb. 3, 2010

NUGGETS LAST WIN:

In Phoenix:	111-96, Apr. 7, 2004
In Denver:	105-99, Dec. 12, 2009

SUNS BIGGEST WIN:

41 pts	129-88, Dec. 27, 1992 in Phoenix
--------	----------------------------------

NUGGETS BIGGEST WIN:

30 pts	110-80, Nov. 25, 2003 in Denver
--------	---------------------------------



PORTLAND TRAIL BLAZERS



ONE CENTER COURT, SUITE 200 - PORTLAND, OR 97227 - (503) 234-9291

Owner Paul Allen
 President Larry Miller
 General Manager Rich Cho
 Head Coach Nate McMillan
 Assistant Coaches Bernie Bickerstaff, Bob Ociepka, Buck Williams, Bill Bayno
 Kaleb Canales
 Head Athletic Trainer Jay Jensen
 Vice President of Communications Traci Rose
 Senior Director of Communications Jim Taylor
 2009-10 Record 50-32 (Lost to Phoenix, 4-2, in First Round)
 Arena The Rose Garden (19,980)

NUGGETS ALL-TIME VS. PORTLAND

YEAR	HOME	AWAY	TOTAL	RUNNING TOTAL
76-77	1-1	1-1	2-2	2-2
77-78	2-0	1-1	3-1	5-3
78-79	1-1	0-2	1-3	6-6
79-80	2-1	0-2	2-4	8-10
80-81	2-1	0-2	2-3	10-13
81-82	1-1	1-2	2-3	12-16
82-83	1-2	1-1	2-3	14-19
83-84	1-1	0-3	1-4	15-23
84-85	3-0	1-1	4-1	19-24
85-86	2-0	1-2	3-2	22-26
86-87	3-0	0-2	3-2	25-28
87-88	2-0	0-3	2-3	27-31
88-89	1-1	1-1	2-2	29-33
89-90	1-1	1-1	2-2	31-35
90-91	0-2	0-2	0-4	31-39
91-92	1-1	0-2	1-3	32-42
92-93	1-1	0-2	1-3	33-45
93-94	1-1	0-2	1-3	34-48
94-95	2-0	1-1	3-1	37-49
95-96	0-2	0-2	0-4	37-53
96-97	0-2	0-2	0-4	37-57
97-98	2-0	0-2	2-2	39-59
98-99	0-1	0-2	0-3	39-62
99-00	1-1	1-1	2-2	41-64
00-01	2-0	0-2	2-2	43-66
01-02	2-0	0-2	2-2	45-68
02-03	1-1	1-1	2-2	47-70
03-04	2-0	2-0	4-0	51-70
04-05	2-0	1-1	3-1	54-71
05-06	2-0	2-0	4-0	58-71
06-07	2-0	1-1	3-1	61-72
07-08	1-1	1-1	2-2	63-74
08-09	2-0	0-2	2-2	65-76
09-10	2-0	1-1	3-1	68-77
TOTALS	49-23	19-54	68-77	.469

SERIES INFORMATION

2009-10 RESULTS VS. PORTLAND (3-1)

Oct. 29	W	97-94 @ Portland
Dec. 25	L	96-107 @ Portland
Mar. 7	W	118-106 @ Denver
Apr. 1	W	109-92 @ Denver

2010-11 SCHEDULE:

Nov. 18	@ Portland
Dec. 28	@ Denver
Feb. 2	@ Denver
Feb. 25	@ Portland

NUGGETS CURRENT STREAK:

Overall:	Won 2
Home:	Won 4
Away:	Lost 1

BLAZERS LAST WIN:

In Portland:	107-96, Dec. 25, 2009
In Denver:	116-105, Dec. 16, 2007

NUGGETS LAST WIN:

In Portland:	97-94, Oct. 29, 2009
In Denver:	109-92, Apr. 1, 2010

BLAZERS BIGGEST WIN:

44 pts	107-63, April 16, 1997 in Portland
--------	------------------------------------

NUGGETS BIGGEST WIN:

39 pts	107-68, Nov. 4, 2005 in Denver
--------	--------------------------------



SACRAMENTO KINGS

ONE SPORTS PARKWAY - SACRAMENTO, CA 95834 - (916) 455-4647

Owners Maloof Sports and Entertainment
President, Basketball Operations Geoff Petrie
Head Coach Paul Westphal
Assistant Coaches Jim Eyen, Mario Elie, Truck Robinson, Otis Hughley, Pete Carril, Shareef Abdur-Rahim
Head Athletic Trainer Pete Youngman
VP of Media Relations/Basketball Ops. Troy Hanson
2009-10 Record 25-57
Arena ARCO Arena (17,317)

NUGGETS ALL-TIME VS. SACRAMENTO

YEAR	HOME	AWAY	TOTAL	RUNNING TOTAL
76-77	2-0	1-1	3-1	3-1
77-78	2-0	0-2	2-2	5-3
78-79	0-2	1-1	1-3	6-6
79-80	0-3	0-3	0-6	6-12
80-81	2-1	2-1	4-2	10-14
81-82	3-0	1-2	4-2	14-16
82-83	3-0	0-3	3-3	17-19
83-84	3-0	1-2	4-2	21-21
84-85	2-1	2-1	4-2	25-23
85-86*	3-0	0-3	3-3	28-26
86-87	1-2	1-2	2-4	30-30
87-88	3-0	1-2	4-2	34-32
88-89	2-0	1-1	3-1	37-33
89-90	2-0	2-0	4-0	41-33
90-91	2-0	1-1	3-1	44-34
91-92	2-0	0-2	2-2	46-36
92-93	2-0	1-1	3-1	49-37
93-94	1-1	1-1	2-2	51-39
94-95	2-0	0-2	2-2	53-41
95-96	0-2	0-2	0-4	53-45
96-97	1-1	1-1	2-2	55-47
97-98	1-1	0-2	1-3	56-50
98-99	0-1	0-2	0-3	56-53
99-00	2-0	0-2	2-2	58-55
00-01	2-0	0-2	2-2	60-57
01-02	0-2	0-2	0-4	60-61
02-03	0-2	0-2	0-4	60-65
03-04	2-0	0-2	2-2	62-67
04-05	1-0	0-2	1-2	63-69
05-06	1-1	0-2	1-3	64-72
06-07	1-1	1-1	2-2	66-74
07-08	1-1	1-0	2-1	68-75
08-09	2-0	1-1	3-1	71-76
09-10	1-0	0-2	1-2	72-78
TOTALS	52-22	20-56	72-78	.480

* Moved to Sacramento for 1985-86 season.
 Record vs. Kansas City: 25-23 (17-7 home, 8-16 away) - 9 years
 Record vs. Sacramento: 47-55 (35-15 home, 12-40 away) - 25 years

SERIES INFORMATION

2009-10 RESULTS VS. SACRAMENTO (1-2)

Dec. 28	L	101-106 @ Sacramento
Jan. 9	L	100-102 @ Sacramento
Feb. 1	W	112-109 (OT) @ Denver

2010-11 SCHEDULE:

Jan. 1	@ Denver
Jan. 6	@ Sacramento
Mar. 30	@ Denver
Apr. 1	@ Sacramento

NUGGETS CURRENT STREAK:

Overall:	Won 1
Home:	Won 3
Away:	Lost 3

KINGS LAST WIN:

In Sacramento:	102-100, Jan. 9, 2010
In Denver:	118-115, Apr. 5, 2008

NUGGETS LAST WIN:

In Sacramento:	118-85, Dec. 6, 2008
In Denver:	112-109 (OT), Feb. 1, 2010

KINGS BIGGEST WIN:

44 pts	146-102, Dec. 22, 1982 in Kansas City
--------	---------------------------------------

NUGGETS BIGGEST WIN:

33 pts	118-85, Dec. 6, 2008 in Sacramento
--------	------------------------------------



SAN ANTONIO SPURS



ONE AT&T CENTER - SAN ANTONIO, TX 78219 - (210) 444-5500

Chairman & CEO Peter M. Holt
Pres. of Spurs Basketball/Head Coach Gregg Popovich
Pres. of Sports Franchises/GM R.C. Buford
Assistant Coaches Mike Budenholzer, Don Newman, Brett Brown, Chip Engelland,
 Chad Forcier, Jacque Vaughn
Head Athletic Trainer Will Sevensing
Director of Media Services Tom James
2009-10 Record 50-32 (Lost to Phoenix, 4-0, in Conference Semifinals)
Arena AT&T Center (18,581)

NUGGETS ALL-TIME VS. SAN ANTONIO

YEAR	HOME	AWAY	TOTAL	RUNNING TOTAL
76-77	1-1	0-1	1-2	1-2
77-78	1-0	1-1	2-1	3-3
78-79	2-0	1-1	3-1	6-4
79-80	1-0	0-1	1-1	7-5
80-81	1-2	1-2	2-4	9-9
81-82	2-1	0-3	2-4	11-13
82-83	2-1	0-3	2-4	13-17
83-84	3-0	0-3	3-3	16-20
84-85	3-0	0-3	3-3	19-23
85-86	1-2	2-1	3-3	22-26
86-87	3-0	2-1	5-1	27-27
87-88	3-0	2-1	5-1	32-28
88-89	3-0	0-3	3-3	35-31
89-90	1-1	0-2	1-3	36-34
90-91	1-1	0-3	1-4	37-38
91-92	1-2	0-2	1-4	38-42
92-93	1-1	0-3	1-4	39-46
93-94	1-2	1-2	2-4	41-50
94-95	1-2	0-2	1-4	42-54
95-96	0-2	0-2	0-4	42-58
96-97	1-1	1-1	2-2	44-60
97-98	0-2	0-2	0-4	44-64
98-99	0-2	0-2	0-4	44-68
99-00	1-1	0-2	1-3	45-71
00-01	1-1	1-1	2-2	47-73
01-02	0-2	0-2	0-4	47-77
02-03	1-1	0-2	1-3	48-80
03-04	1-1	0-2	1-3	49-83
04-05	1-1	1-1	2-2	51-85
05-06	1-1	1-1	2-2	53-87
06-07	0-1	1-1	1-2	54-89
07-08	2-0	0-2	2-2	56-91
08-09	1-1	1-0	2-1	58-92
09-10	0-2	2-0	2-2	60-94
TOTALS	42-35	18-59	60-94	.390

SERIES INFORMATION

2009-10 RESULTS VS. SAN ANTONIO (2-2)

Dec. 5	W	106-99 @ San Antonio
Jan. 31	W	103-89 @ San Antonio
Feb. 11	L	92-111 @ Denver
Apr. 10	L	85-104 @ Denver

2010-11 SCHEDULE:

Dec. 16	@ Denver
Dec. 22	@ San Antonio
Jan. 16	@ San Antonio
Mar. 23	@ Denver

NUGGETS CURRENT STREAK:

Overall:	Lost 2
Home:	Lost 2
Away:	Won 3

SPURS LAST WIN:

In San Antonio:	107-103, Mar. 10, 2008
In Denver:	104-85, Apr. 10, 2010

NUGGETS LAST WIN:

In San Antonio:	103-89, Jan. 31, 2010
In Denver:	104-96, Feb. 3, 2009

SPURS BIGGEST WIN:

35 pts	109-74, Dec. 21, 2001 in San Antonio
	144-109, Dec. 19, 1990 in San Antonio

NUGGETS BIGGEST WIN:

30 pts	134-104, Oct. 31, 1986 in Denver
--------	----------------------------------



TORONTO RAPTORS

50 BAY STREET, SUITE 500 - TORONTO, ONTARIO, CANADA M5J 2L2 - (416) 815-5600

President & General Manager Bryan Colangelo
Head Coach Jay Triano
Assistant Coaches P.J. Carlesimo, Alex English, Micah Nori, Scott Roth,
 Eric Hughes, Alvin Williams
Head Athletic Trainer Scott McCullough
Director, Media Relations Jim LaBumbard
2009-10 Record 40-42
Arena Air Canada Centre (19,800)

NUGGETS ALL-TIME VS. TORONTO

YEAR	HOME	AWAY	TOTAL	RUNNING TOTAL
95-96	1-0	1-0	2-0	2-0
96-97	0-1	1-0	1-1	3-1
97-98	0-1	0-1	0-2	3-3
98-99		Did not play		
99-00	1-0	1-0	2-0	5-3
00-01	0-1	0-1	0-2	5-5
01-02	1-0	0-1	1-1	6-6
02-03	1-0	0-1	1-1	7-7
03-04	0-1	0-1	0-2	7-9
04-05	1-0	1-0	2-0	9-9
05-06	1-0	1-0	2-0	11-9
06-07	1-0	0-1	1-1	12-10
07-08	1-0	1-0	2-0	14-10
08-09	1-0	1-0	2-0	16-10
09-10	1-0	1-0	2-0	18-10
TOTALS	10-4	8-6	18-10	.643

SERIES INFORMATION

2009-10 RESULTS VS. TORONTO (2-0)

Nov. 17 W 130-112 @ Denver
 Mar. 26 W 97-96 @ Toronto

2010-11 SCHEDULE:

Dec. 10 @ Toronto
 Mar. 21 @ Denver

NUGGETS CURRENT STREAK:

Overall: Won 6
 Home: Won 6
 Away: Won 3

RAPTORS LAST WIN:

In Toronto: 121-94, Mar. 23, 2007
 In Denver: 81-74, Dec. 30, 2003

NUGGETS LAST WIN:

In Toronto: 97-96, Mar. 26, 2010
 In Denver: 130-112, Nov. 17, 2009

RAPTORS BIGGEST WIN:

27 pts 121-94, Mar. 23, 2007 in Toronto

NUGGETS BIGGEST WIN:

39 pts 132-93, Dec. 2, 2008 in Denver



301 W. SOUTH TEMPLE - SALT LAKE CITY, UT 84101 - (801) 325-2500

Owner Gail Miller
Chief Executive Officer Greg Miller
Executive VP of Basketball Ops/GM Kevin O'Connor
Head Coach Jerry Sloan
Assistant Coaches Phil Johnson, Tyrone Corbin, Scott Layden, Mark McKown
Head Athletic Trainer Gary Briggs
Vice President, Communications Linda Luchetti
Director of Communications Jonathan Rinehart
2009-10 Record 53-29 (Lost to L.A. Lakers, 4-0, in Conference Semifinals)
Arena EnergySolutions Arena (19,911)

NUGGETS ALL-TIME VS. UTAH

YEAR	HOME	AWAY	TOTAL	RUNNING TOTAL
76-77	2-0	1-1	3-1	3-1
77-78	2-0	1-1	3-1	6-2
78-79	2-0	1-1	3-1	9-3
79-80*	2-1	1-2	3-3	12-6
80-81	1-2	1-2	2-4	14-10
81-82	2-1	1-2	3-3	17-13
82-83	3-0	1-2	4-2	21-15
83-84	3-0	0-3	3-3	24-18
84-85	3-0	1-2	4-2	28-20
85-86	2-1	1-2	3-3	31-23
86-87	2-1	0-3	2-4	33-27
87-88	1-2	1-2	2-4	35-31
88-89	3-0	0-3	3-3	38-34
89-90	0-2	0-2	0-4	38-38
90-91	1-1	0-2	1-3	39-41
91-92	1-2	0-3	1-5	40-46
92-93	1-1	1-2	2-3	42-49
93-94	1-2	0-2	1-4	43-53
94-95	1-1	0-3	1-4	44-57
95-96	2-0	1-1	3-1	47-58
96-97	0-2	0-2	0-4	47-62
97-98	0-2	0-2	0-4	47-66
98-99	1-0	0-2	1-2	48-68
99-00	2-0	0-2	2-2	50-70
00-01	1-1	0-2	1-3	51-73
01-02	1-1	0-2	1-3	52-76
02-03	0-2	0-2	0-4	52-80
03-04	2-0	1-1	3-1	55-81
04-05	1-1	1-1	2-2	57-83
05-06	1-1	0-2	1-3	58-86
06-07	0-2	1-1	1-3	59-89
07-08	1-1	0-2	1-3	60-92
08-09	2-0	0-2	2-2	62-94
09-10	2-0	1-1	3-1	65-95
TOTALS	49-30	16-65	65-95	406

* Moved to Utah for the 1979-80 season.
 Record vs. New Orleans: 9-3 (6-0 home, 3-3 away) - 3 years
 Record vs. Utah: 52-91 (41-30 home, 12-61 away) - 30 years

SERIES INFORMATION

2009-10 RESULTS VS. UTAH (3-1)

Oct. 28	W	114-105 @ Denver
Jan. 2	W	105-95 @ Utah
Jan. 17	W	119-112 @ Denver
Feb. 6	L	106-116 @ Utah

2010-11 SCHEDULE:

Oct. 27	@ Denver
Feb. 4	@ Denver
Mar. 3	@ Utah
Apr. 13	@ Utah

NUGGETS CURRENT STREAK:

Overall:	Lost 1
Home:	Won 4
Away:	Lost 1

JAZZ LAST WIN:

In Salt Lake City: 116-106, Feb. 6, 2010
 In Denver: 118-115, Feb. 6, 2008 (OT)

NUGGETS LAST WIN:

In Salt Lake City: 105-95, Jan. 2, 2010
 In Denver: 119-112, Jan. 17, 2010

JAZZ BIGGEST WIN:

41 pts 129-88, Feb. 1, 1995 in Utah

NUGGETS BIGGEST WIN:

30 pts 113-83, Jan. 20, 2006 in Denver



WASHINGTON WIZARDS

601 F STREET NW - WASHINGTON, DC 20004 - (202) 661-5000

OwnerTed Leonsis
PresidentErnie Grunfeld
VP of Basketball AdministrationTommy Sheppard
Head CoachFlip Saunders
Assistant CoachesRandy Wittman, Don Zierden, Sam Cassell, Wes Unseld, Jr.,
Mike Wells, Ryan Saunders, Gene Banks
Head Athletic TrainerEric Waters
Senior Director, CommunicationsScott Hall
2009-10 Record26-56
ArenaVerizon Center (20,173)

NUGGETS ALL-TIME VS. WASHINGTON

YEAR	HOME	AWAY	TOTAL	RUNNING TOTAL
76-77	2-0	0-2	2-2	2-2
77-78	1-1	2-0	3-1	5-3
78-79	1-1	0-2	1-3	6-6
79-80	0-1	1-0	1-1	7-7
80-81	0-1	0-1	0-2	7-9
81-82	1-0	1-0	2-0	9-9
82-83	1-0	0-1	1-1	10-10
83-84	0-1	0-1	0-2	10-12
84-85	1-0	1-0	2-0	12-12
85-86	1-0	1-0	2-0	14-12
86-87	0-1	1-0	1-1	15-13
87-88	1-0	1-0	2-0	17-13
88-89	1-0	0-1	1-1	18-14
89-90	1-0	0-1	1-1	19-15
90-91	1-0	0-1	1-1	20-16
91-92	0-1	1-0	1-1	21-17
92-93	1-0	1-0	2-0	23-17
93-94	1-0	0-1	1-1	24-18
94-95	1-0	1-0	2-0	26-18
95-96	1-0	0-1	1-1	27-19
96-97	1-0	0-1	1-1	28-20
97-98	0-1	1-0	1-1	29-21
98-99	0-1	0-0	0-1	29-22
99-00	0-1	1-0	1-1	30-23
00-01	0-1	1-0	1-1	31-24
01-02	0-1	0-1	0-2	31-26
02-03	1-0	0-1	1-1	32-27
03-04	1-0	1-0	2-0	34-27
04-05	1-0	1-0	2-0	36-27
05-06	0-1	1-0	1-1	37-28
06-07	1-0	0-1	1-1	38-29
07-08	1-0	1-0	2-0	40-29
08-09	1-0	1-0	2-0	42-29
09-10	1-0	0-1	1-1	43-30
TOTALS	24-13	19-17	43-30	.589

SERIES INFORMATION

2009-10 RESULTS VS. WASHINGTON (1-1)

Feb. 19 L 97-107 @ Washington
 Mar. 16 W 97-87 @ Denver

2010-11 SCHEDULE:

Jan. 25 @ Washington
 Mar. 25 @ Denver

NUGGETS CURRENT STREAK:

Overall: Won 1
 Home: Won 4
 Away: Lost 1

WIZARDS LAST WIN:

In Washington, D.C.: 107-97, Feb. 19, 2010
 In Denver: 116-110, Dec. 21, 2005

NUGGETS LAST WIN:

In Washington, D.C.: 124-103, Feb. 6, 2009
 In Denver: 97-87, Mar. 16, 2010

WIZARDS BIGGEST WIN:

32 pts 107-75, March 20, 2002 in Denver

NUGGETS BIGGEST WIN:

33 pts 132-99, March 20, 1994 in Denver



2009-10 FINAL NBA STANDINGS

WESTERN CONFERENCE

SOUTHWEST	W	L	PCT	GB	HOME	ROAD	LAST 10	STREAK
Dallas	55	27	.671	-	28-13	27-14	8-2	Won 5
San Antonio	50	32	.610	5	29-12	21-20	6-4	Lost 1
Houston	42	40	.512	13	23-18	19-22	6-4	Lost 1
Memphis	40	42	.488	15	23-18	17-24	2-8	Lost 3
New Orleans	37	45	.451	18	24-17	13-28	3-7	Won 2

NORTHWEST	W	L	PCT	GB	HOME	ROAD	LAST 10	STREAK
Denver	53	29	.646	-	34-7	19-22	6-4	Lost 1
Utah	53	29	.646	-	32-9	21-20	6-4	Lost 1
Portland	50	32	.610	3	26-15	24-17	7-3	Lost 1
Oklahoma City	50	32	.610	3	27-14	23-18	6-4	Won 1
Minnesota	15	67	.183	38	10-31	5-36	1-9	Lost 7

PACIFIC	W	L	PCT	GB	HOME	ROAD	LAST 10	STREAK
L.A. Lakers	57	25	.695	-	34-7	23-18	4-6	Lost 1
Phoenix	54	28	.659	3	32-9	22-19	8-2	Won 3
L.A. Clippers	29	53	.354	28	21-20	8-33	2-8	Won 1
Golden State	26	56	.317	31	18-23	8-33	6-4	Won 1
Sacramento	25	57	.305	32	18-23	7-34	1-9	Lost 3

EASTERN CONFERENCE

ATLANTIC	W	L	PCT	GB	HOME	ROAD	LAST 10	STREAK
Boston	50	32	.610	-	24-17	26-15	3-7	Lost 2
Toronto	40	42	.488	10	25-16	15-26	5-5	Won 2
New York	29	53	.354	21	18-23	11-30	3-7	Lost 1
Philadelphia	27	55	.329	23	12-29	15-26	2-8	Lost 2
New Jersey	12	70	.146	38	8-33	4-37	3-7	Lost 3

CENTRAL	W	L	PCT	GB	HOME	ROAD	LAST 10	STREAK
Cleveland	61	21	.744	-	35-6	26-15	4-6	Lost 4
Milwaukee	46	36	.561	15	28-13	18-23	6-4	Won 1
Chicago	41	41	.500	20	24-17	17-24	7-3	Won 3
Indiana	32	50	.390	29	23-18	9-32	6-4	Lost 2
DETROIT	27	55	.329	34	17-24	10-31	4-6	WON 1

SOUTHEAST	W	L	PCT	GB	HOME	ROAD	LAST 10	STREAK
Orlando	59	23	.720	-	34-7	25-16	9-1	Won 6
Atlanta	53	29	.646	6	34-7	19-22	7-3	Won 4
Miami	47	35	.573	12	24-17	23-18	9-1	Won 3
Charlotte	44	38	.537	15	31-10	13-28	6-4	Lost 1
Washington	26	56	.317	33	15-26	11-30	5-5	Won 1



2009-10 FINAL NBA RANKINGS

SCORING AVERAGE

	G	FG	FT	PTS	AVG
Durant, OKC.	82	794	756	2472	30.1
James, Cle.	76	768	593	2258	29.7
Anthony, Den.	69	688	508	1943	28.2
Bryant, LA-L	73	716	439	1970	27.0
Wade, Mia.	77	719	534	2045	26.6
Ellis, G.S.	64	631	292	1631	25.5
Nowitzki, Dal.	81	720	536	2027	25.0
Granger, Ind.	62	488	363	1497	24.1
Bosh, Tor.	70	600	470	1678	24.0
Stoudemire, Pho.	82	704	487	1896	23.1
Johnson, Atl.	76	635	220	1619	21.3
Rose, Chi.	78	672	259	1619	20.8
Randolph, Mem.	81	652	362	1681	20.8
Jackson, G.S.-Cha.	81	800	338	1667	20.6
Lee, N.Y.	81	686	268	1640	20.2
Evans, Sac.	72	533	348	1450	20.1
Maggette, G.S.	70	457	460	1387	19.8
Gay, Mem.	80	600	301	1567	19.6
Brooks, Hou.	82	575	245	1604	19.6
Billups, Den.	73	402	466	1427	19.5

REBOUNDS PER GAME

	G	OFF	DEF	TOT	AVG
Howard, Orl.	82	284	798	1082	13.2
Camby, LA-C-Por.	74	249	622	871	11.8
Randolph, Mem.	81	330	620	950	11.7
Lee, N.Y.	81	228	721	949	11.7
Boozer, Utah	78	181	693	874	11.2
Bosh, Tor.	70	205	554	759	10.8
Murphy, Ind.	72	129	608	737	10.2
Duncan, S.A.	78	221	567	788	10.1
Wallace, Cha.	76	150	612	762	10.0
Horford, Atl.	81	236	563	799	9.9
Odom, LA-L	82	184	618	802	9.8
Dalembert, Phi.	82	239	545	784	9.6
Haywood, Was.-Dal.	77	278	437	715	9.3
Kaman, LA-C	76	184	520	704	9.3
Jefferson, Min.	76	180	523	703	9.3
Okafor, N.O.	82	251	491	742	9.0
Stoudemire, Pho.	82	230	502	732	8.9
Jos. Smith, Atl.	81	223	482	705	8.7
Lopez, N.J.	82	270	439	709	8.6
Scola, Hou.	82	175	530	705	8.6

ASSISTS PER GAME

	G	AST	AVG
Nash, Pho.	81	892	11.0
Paul, N.O.	45	480	10.7
Williams, Utah	76	798	10.5
Rondo, Bos.	81	794	9.8
Kidd, Dal.	80	724	9.1
James, Cle.	76	651	8.6
B. Davis, LA-C	75	598	8.0
Westbrook, OKC.	82	652	8.0
Harris, N.J.	64	423	6.6
Wade, Mia.	77	501	6.5
Rose, Chi.	78	469	6.0
Calderon, Tor.	68	404	5.9
Curry, G.S.	80	472	5.9
Iguodala, Phi.	82	472	5.8
Evans, Sac.	72	414	5.8
Jennings, Mil.	82	470	5.7
Collison, N.O.	76	432	5.7
Billups, Den.	73	409	5.6
Felton, Cha.	80	446	5.6
Miller, Por.	82	445	5.4

FIELD GOAL PCT.

	FG	FGA	PCT
Howard, Orl.	510	834	61.2
Perkins, Bos.	314	522	60.2
Nene, Den.	421	717	58.7
Gasol, Mem.	378	651	58.1
Bynum, LA-L	392	688	57.0
Boozer, Utah	617	1098	56.2
Stoudemire, Pho.	704	1264	55.7
Horford, Atl.	467	847	55.1
Lee, N.Y.	686	1258	54.5
Millsap, Utah	385	716	53.8

3-PT FIELD GOAL PCT.

	3FG	3GA	PCT
Korver, Utah	59	110	53.6
Miller, Was.	82	171	48.0
Gibson, Cle.	71	149	47.7
Dudley, Pho.	120	262	45.8
Morrow, G.S.	140	307	45.6
Frye, Pho.	172	392	43.9
Curry, G.S.	166	380	43.7
Afflalo, Den.	108	249	43.4
M. Williams, Cle.	159	371	42.9
Nash, Pho.	124	291	42.6

FREE THROW PCT.

	FT	FTA	PCT
Nash, Pho.	211	275	93.8
Nowitzki, Dal.	536	586	91.5
Allen, Bos.	231	253	91.3
Billups, Den.	466	512	91.0
Ridnour, Mil.	127	140	90.7
Durant, OKC.	756	840	90.0
M. Williams, Cle.	177	198	89.4
Foye, Was.	129	145	89.0
Curry, G.S.	177	200	88.5
Martin, Sac-Hou.	298	340	87.6

STEALS PER GAME

	G	STL	AVG
Rondo, Bos.	81	189	2.33
Ellis, G.S.	64	143	2.23
Curry, G.S.	80	152	1.90
Wade, Mia.	77	142	1.84
Kidd, Dal.	80	145	1.81
Ariza, Hou.	72	126	1.75
Iguodala, Phi.	82	141	1.72
B. Davis, LA-C	75	126	1.68
James, Cle.	76	125	1.64
Jackson, G.S.-Cha.	81	132	1.63

BLOCKS PER GAME

	G	BLK	AVG
Howard, Orl.	82	228	2.78
Bogut, Mil.	69	175	2.54
Jos. Smith, Atl.	81	172	2.12
Haywood, Was.-Dal.	77	158	2.05
Camby, LA-C-Por.	74	146	1.97
Andersen, Den.	76	143	1.88
Dalembert, Phi.	82	151	1.84
Gasol, LA-L	65	113	1.74
Lopez, N.J.	82	139	1.70
Perkins, Bos.	78	132	1.69

MINUTES PER GAME

	G	MIN	AVG
Ellis, G.S.	64	2647	41.4
Wallace, Cha.	76	3119	41.0
Gay, Mem.	80	3175	39.7
Durant, OKC.	82	3239	39.5
James, Cle.	76	2966	39.0
Iguodala, Phi.	82	3193	38.9
Bryant, LA-L	73	2835	38.8
Jackson, G.S.-Cha.	81	3129	38.6
Anthony, Den.	69	2634	38.2
Johnson, Atl.	76	2886	38.0

2010 NBA PLAYOFFS & THE D-LEAGUE



WESTERN CONFERENCE

FIRST ROUND

L.A. Lakers 4 Oklahoma City 2
 San Antonio 4 Dallas 2
 Phoenix 4 Portland 2
 Utah 4 Denver 2



SEMIFINALS

L.A. Lakers 4 Utah 0
 Phoenix 4 San Antonio 0

FINALS

L.A. Lakers 4 Phoenix 2

EASTERN CONFERENCE

FIRST ROUND

Cleveland 4 Chicago 1
 Orlando 4 Charlotte 0
 Atlanta 4 Milwaukee 3
 Boston 4 Miami 1



SEMIFINALS

Boston 4 Cleveland 2
 Orlando 4 Atlanta 0

FINALS

Boston 4 Orlando 2

NBA FINALS

L.A. LAKERS 4, BOSTON 3

June 3 Boston 89 @ L.A. Lakers 102
 June 6 Boston 103 @ L.A. Lakers 94
 June 8 L.A. Lakers 91 @ Boston 84
 June 10 L.A. Lakers 89 @ Boston 96

June 13 L.A. Lakers 86 @ Boston 92
 June 15 Boston 67 @ L.A. Lakers 89
 June 17 Boston 79 @ L.A. Lakers 83

NBA DEVELOPMENT LEAGUE



477 Madison Avenue, 3rd Floor, New York, NY 10022
 (212) 407-8700 www.nba.com/dleague

Coordinator, D-League Communications: Joanna Shapiro
 (212) 407-8737 jshapiro@nba.com

2010-11 D-LEAGUE TEAM DIRECTORY

ALBUQUERQUE THUNDERBIRDS

5604 Menaul Blvd. NE
 Albuquerque, NM 87110
 Tel: (505) 265-3865 Fax: (505) 268-2752
 Arena: Tingley Coliseum
 Media Relations Contact: Tyler Ortiz
 NBA Affiliations: Dallas, New Orleans

AUSTIN TOROS

7800 Shoal Creek Blvd., Suite 115W
 Austin, TX 78751
 Tel: (512) 236-8333 Fax: (512) 236-9444
 Arena: Austin Convention Center
 Media Relations Contact: Perri Travillion
 NBA Affiliation: San Antonio

BAKERSFIELD JAM

1400 Norris Road
 Bakersfield, CA 93308
 Tel: (661) 716-4526 Fax: (661) 322-7069
 Arena: Rabobank Arena
 Media Relations Contact: Christina Blanton
 NBA Affiliations: Golden State, L.A. Clippers

DAKOTA WIZARDS

915 South 7th St., Suite 501
 Bismarck, ND 58504
 Tel: (701) 258-2255 Fax: (701) 255-7967
 Arena: Bismarck Civic Center
 Media Relations Contact: Scott Schroeder
 NBA Affiliations: Memphis, Washington

ERIE BAYHAWKS

110 East 8th Street
 Erie, PA 16501
 Tel: (814) 790-5600 Fax: (814) 790-5608
 Arena: Tullio Arena
 Media Relations Contact: Jeff Johns
 NBA Affiliations: Cleveland, Toronto

FORT WAYNE MAD ANTS

1910 St. Joe Center Rd, Suite 61
 Fort Wayne, IN 46825
 Tel: (260) 469-4667 Fax: (260) 469-4674
 Arena: Allen County War Memorial Coliseum
 Media Relations Contact: Heidi Busch
 NBA Affiliations: Detroit, Indiana, Milwaukee

NUGGETS D-LEAGUE AFFILIATE



IDAHO STAMPEDE

233 South Capitol Blvd., Suite 100
 Boise, ID 83702
 Tel: (208) 388-4667 Fax: (208) 388-3845
 Arena: Qwest Arena
 Media Relations Contact: Travis Tate
 NBA Affiliations: Denver, Portland

IOWA ENERGY

833 5th Ave
 Des Moines, Iowa 50309
 Tel: (515) 462-2849
 Fax: (515) 564-9551
 Arena: Wells Fargo Arena
 Media Relations Contact: Chris Makris
 NBA Affiliations: Chicago, Phoenix

LOS ANGELES D-FENDERS

555 N. Nash St.
 El Segundo, CA 90245
 Tel: (310) 426-6031 Fax: (310) 426-6105
 Arena: STAPLES Center
 Media Relations Contact: Gina Gonsalves
 NBA Affiliations: L.A. Lakers

MAINE RED CLAWS

413 Congress Street
 Portland, ME 04101
 Tel: (207) 210-6656 Fax: (207) 210-6659
 Arena: Portland Exposition Building
 Media Relations Contact: Jana Spaulding
 NBA Affiliations: Boston, Charlotte

RENO BIGHORNS

250 Evans Avenue
 Reno, NV 89501
 Tel: (775) 284-2622 Fax: (775) 284-8622
 Arena: Reno Events Center
 Media Relations Contact: T.J. Lasita
 NBA Affiliations: Orlando, Sacramento

RIO GRANDE VALLEY VIPERS

4500 North 10th Street, Suite 315
 McAllen, TX 78504
 Tel: (888) 748-9223 Fax: (956) 972-1150
 Arena: Dodge Arena
 Media Relations Contact: Jonah Goldberg
 NBA Affiliations: Houston

SIoux FALLS SKYFORCES

2131 South Minnesota Ave
 Sioux Falls, SD 57105
 Tel: (605) 332-0605 Fax: (605) 332-2305
 Arena: Sioux Falls Arena
 Media Relations Contact: Brett Hansen
 NBA Affiliations: Miami, Minnesota

SPRINGFIELD ARMOR

1 Monarch Place, Suite 220
 Springfield, MA 01144
 Tel: (413) 748-3263 Fax: (413) 746-3262
 Arena: MassMutual Center
 Media Relations Contact: Joe Barbieri
 NBA Affiliations: New Jersey, New York, Philadelphia

TULSA 66ERS

2727 E. 21st St., Suite 500
 Tulsa, OK 74114
 Tel: (918) 585-8444 Fax: (918) 398-6930
 Arena: SpiritBank Event Center
 Media Relations Contact: Ryan Williams
 NBA Affiliations: Oklahoma City

UTAH FLASH

5255 N Edgewood Dr, Suite 165
 Provo, UT 84604
 Tel: (801) 434-4667 Fax: (801) 705-1823
 Arena: McKay Events Center
 Media Relations Contact: Kyle Flanagan
 NBA Affiliations: Atlanta, Utah



NBA, NBA ENTERTAINMENT & WNBA

NATIONAL BASKETBALL ASSOCIATION (NBA)

NBA Entertainment, Women's National Basketball Association (WNBA), NBA D-League

New York

Olympic Tower
645 Fifth Avenue
New York, NY 10022
Telephone: (212) 407-8000
Fax: (212) 832-3861

477 Madison Avenue
New York, NY 10022
Telephone: (212) 407-8700
Fax: (212) 759-1412

New Jersey

450 Harmon Meadow Boulevard
Secaucus, NJ 07094
Telephone: (201) 865-1500
Fax: (201) 865-2626

100 Plaza Drive
Secaucus, NJ 07094
Telephone: (201) 865-1500
Fax: (201) 974-5973

NBA Store

666 Fifth Avenue
New York, NY 10103
Telephone: (212) 515-6221
Fax: (212) 515-6249

NBA City

6068 Universal Boulevard
Orlando, FL 32819
Telephone: (407) 363-5919
Fax: (407) 370-3178

600 First Avenue North
Minneapolis, MN 55403-1416
Telephone: (612) 767-2960

INTERNATIONAL OFFICES

EUROPE

Headquarters - NBA EMEA

125 Kensington High Street
London, W8 5SF, UK
TEL: 011-44-20-7795-8921
FAX: 011-44-20-7795-8901

France

18 rue Pasquier
75008, Paris, France
TEL: 011-33-1-7841-4400
FAX: 011-33-1-7841-4327

Italy

Via Dogana 3
20123, Milano, Italy
TEL: 011-39-02-8648-9361
FAX: 011-39-02-809-250

Spain

pp. Empresarial 'La Finca'
Edif. 15A, 28223
Pozuelo de Alarcon
Madrid, Spain
TEL: 011-34-91297-9700
FAX: 011-34-91799-5999

Turkey

Astoria Is Merkezi
Buyukdere Cad. No:127 A Kule K:9
Esentepe 34394, Istanbul, Turkey
TEL: +90 212 340 7600
FAX: +90 212 340 7601

ASIA/PACIFIC

Hong Kong

1207 Man Yee Building
68 Des Voeux Road Central
Central Hong Kong
TEL: 852-2843-9600
FAX: 852-2536-4808

Japan

Aioi Insurance Shinjuku Bldg.,
14th Floor
3-25-03 Yoyogi, Shibuya-ku
Tokyo, Japan 151-0053
TEL: 813-5351-2411
FAX: 813-5351-2470

Taiwan

Suite 1303, No. 88, Section 2,
Chung Hsiao East Road
Taipei, Taiwan ROC
TEL: 886-2-2358-1900
FAX: 886-2-2358-1098

Korea

41F Gangnam Finance Center
737 Yeoksam-dong, Gangnam-gu
Seoul Korea 135-984
TEL: 822 2008 4617
FAX: 822 2008 4618

China - Beijing

19th Floor, Office Tower 2,
China Central Place,
No. 79 Jianguo Road,
Chaoyang District,
Beijing 100025, China
TEL: (86)10-5200-8200
FAX: (86)10-5200-8202

China - Shanghai

Unit 2703-08, 27/F,
Tower, 2, Plaza 66
1366 Nanjing West Road
Shanghai 200040, China
TEL: (86)21-6137-2200
FAX: (86)-21-6288-9920

LATIN AMERICA

American Airlines Arena

601 Biscayne Boulevard
Miami, FL 33132
TEL: (305) 269-4100
FAX: (305) 269-4139

Mexico

Jose Maria Castorena 324
Suite #206-207
Col. Cuajimalpa, Mexico, D.F. C.P.
05000
TEL: 011-5255-813-6699/7000
FAX: 011-5255-812-7464

CANADA

40 Bay Street, Suite 400
Toronto, Ontario
Canada M5J 2X2
TEL: 416-364-2030
FAX: 416-364-0205



DENVER NUGGETS
DENVER
NUGGETS
MISCELLANEOUS

NUGGETS COMMUNITY OUTREACH

The Denver Nuggets are committed to improving the lives of families and children in Colorado through a comprehensive program of education, health and fitness, community initiatives and special events. Our players, coaches and staff are active participants in the community, dedicating over 1,000 hours of their time off the court to visiting schools, hosting youth basketball clinics, lifting the spirits of young patients in the hospital and attending fundraising events that benefit Kroenke Sports Charities.

COMMUNITY PROGRAMS

The Denver Nuggets are proud to support a number of youth programs that focus on education, health & fitness and teamwork. Every year, players and coaches can be found in the classroom using basketball principles to get students excited about school. The team is also committed to helping children with health and athletic programs by having the players and coaches share their knowledge about fitness and nutrition. The education, health & fitness and athletic programs of the Denver Nuggets include:

Excellence in High School Athletic Training

This program awards Colorado and Wyoming high schools for dedication to their school athletic training programs. Sponsors of the program include HealthOne's Rocky Mountain Hospital for Children, Centennial Sales, Gold Crown Foundation and Columbine Health Plan.

Nugget for a Day

Sponsored by The Children's Hospital and Conoco, this program provides an opportunity for deserving children to spend a day as a special guest of the Denver Nuggets. The program includes an exclusive behind the scenes tour of Pepsi Center, invitation to a closed Nuggets practice, game tickets, dinner in a suite and special recognition at the game.

Team Fit

Sponsored by The Children's Hospital, this program encourages children in grades 3-8 in metro Denver to practice good fitness and nutrition fundamentals.



"Nobody is perfect, except a kid."
"CHOPPER" TRAVAGLINI, Founder of Denver Nuggets Charities

FAN DEVELOPMENT

Junior Nuggets

The YMCA Jr. Nuggets is Colorado's largest league with nearly 10,000 participants. The Jr. Nuggets builds athletic ability and shapes leadership skills with the assistance of Nuggets players, alumni and coaches.

Prep League

More than 5,500 middle school students, who maintain a C average or better in each class, participate in the Denver Nuggets Prep League annually. The league includes volleyball, basketball, soccer, baseball, softball and flag football for boys and girls in the 32 middle schools of the Denver Public School system.

Denver Nuggets Skills Challenge

Each year, more than 5,000 children state-wide test their dribbling, passing and shooting skills for a chance to compete on the floor at Pepsi Center before a Nuggets game. The competition takes place at area elementary schools and more than 50 Colorado Parks and Recreation Centers across the state. The program is sponsored by Colorado Beef Council.

For more information on the Community Relations programs, call 303.405.1104

GIVING BACK TO OUR COMMUNITY



Special Olympics Clinic - January 12, 2011

Each season, 125 Special Olympics athletes from throughout the state join the Nuggets players and coaches for a basketball skills clinic. The clinic, sponsored by Comfort Dental, is unique among NBA organizations as each Special Olympic athlete has the opportunity to interact with each Nuggets player and coach. The athletes range in age from 8 to 80 years old and travel from cities throughout Colorado to participate in the event.

Open Practice

At the start of each season, the Nuggets host an Open practice event for 2000 elementary school students from Denver Public Schools. The program is sponsored by College in Colorado and Xcel Energy.

For More Information

For more information on Nuggets fan development programs and initiatives, please call 303-405-1107.

FUNDRAISING EVENTS

Each year, Nuggets players and coaches encourage giving by promoting, and participating in, the following charitable events, which benefit Kroenke Sports Charities:

Nuggets Big Night - January 18, 2011

Join your favorite Nuggets player, coach or alumni at a night of fun including video games, ping pong and more all to benefit the Nuggets community programs supported by Kroenke Sports Charities.

Mile High Dreams Gala - March 29, 2011

The Mile High Dreams Gala is the signature fundraising event of the teams of Kroenke Sports Enterprises. Guests have a chance to spend an evening with players and coaches from the Denver Nuggets, Colorado Avalanche, Colorado Rapids and Colorado Mammoth.

NBA CARES

NBA Cares is the league's global social responsibility program that builds on the NBA's long tradition of addressing important social issues. The NBA and its teams and players support a wide range of initiatives, partners, and programs that strive to positively impact children and families around the world.

As part of the league's mission to demonstrate leadership in social responsibility, NBA Cares reaches communities using philanthropy, hands-on service, and creating legacy projects. Since the program's October 2005 launch, the league, its players, and its teams have donated more than \$140 million to charity, provided more than 1.1 million hours of hands-on service, and created more than 500 places where kids and families can live, learn, or play.

NBA Cares reaches millions of children and adults through specialized programs – including NBA FIT and Basketball without Borders – that support education, youth and family development, and health and wellness. The league and its teams and players also promote environmental awareness and sustainability through NBA Green. During annual high-profile league events, including NBA All-Star, The Finals, and international preseason games, NBA Cares initiates community outreach efforts to tap into the power of sport for positive social change.

Thanks to strong partnerships with internationally recognized community organizations – including KaBOOM!, Special Olympics, Boys & Girls Clubs of America, UNICEF, the Make-A-Wish Foundation, the Global Business Coalition on HIV/AIDS, Malaria and Tuberculosis, and the UN Foundation – NBA Cares makes a positive and lasting impact in communities around the world.

For more information about the NBA's latest community outreach efforts, please log on to: www.nba.com/cares.

NUGGETS COMMUNITY AMBASSADORS



IRV BROWN



WALTER DAVIS



ERVIN JOHNSON



MARK RANDALL

ROCKY THE MOUNTAIN LION (MASCOT)

NBA DEBUT:
BIRTHPLACE:
HEIGHT:

DECEMBER 15, 1990
ROCKY MOUNTAINS
5"9"

WEIGHT:
TAIL LENGTH:

150 LBS.
2 FEET

One of the most recognizable and beloved mascots in the NBA, Rocky remains a staple at every Nuggets home game. His daring acrobatics and innovative skits have made his performances eagerly anticipated by fans and players alike.

Rocky is an integral part of the Nuggets Community Relations efforts and makes countless appearances at schools of all levels throughout the state of Colorado. In addition, Rocky has made several appearances for other professional sports teams and has performed on behalf of the NBA at the All-Star Game as well as several international functions.

From sporting events to corporate outings, Rocky will make every event memorable. To book Rocky for an appearance, call the Denver Nuggets at (303) 405-1100.

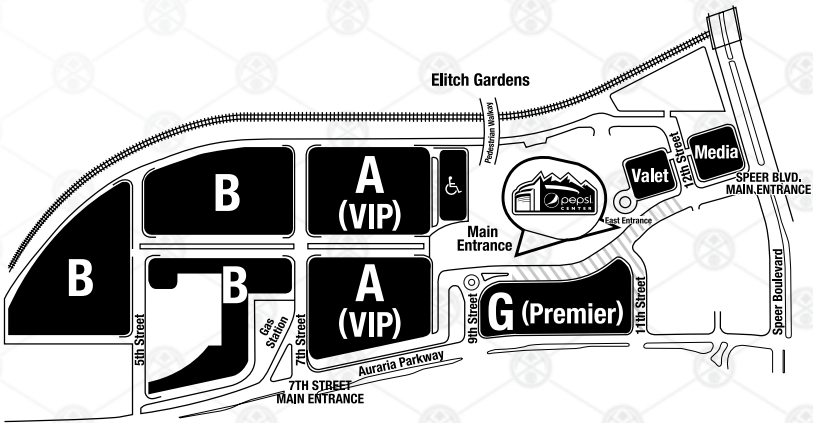
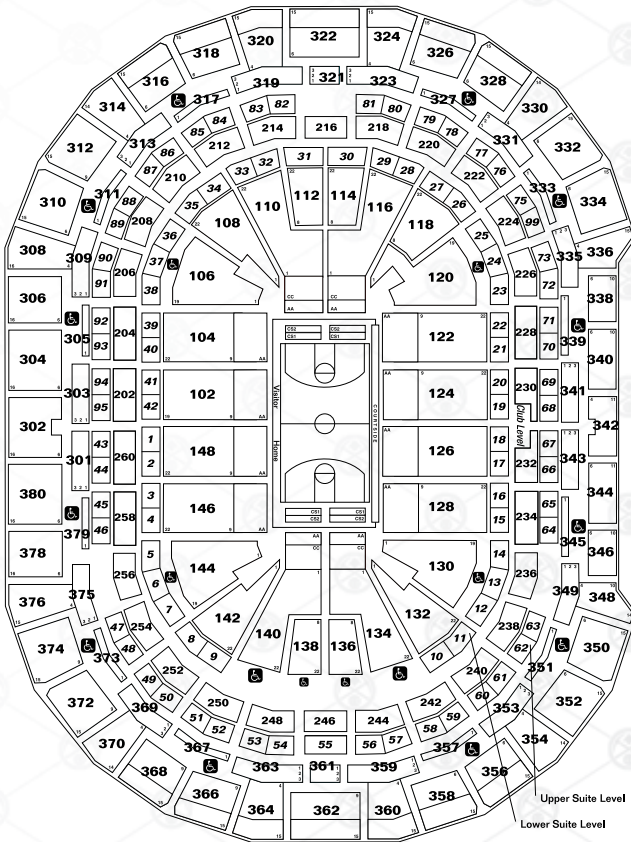


DENVER NUGGETS DANCERS



From left to right...
Front row: Chelseá, Casey, Lauren, Afton, Ryann
Middles Row: Becca, Jessica, Krista, Elyssa, Devyn, Nikki
Top Row: Nicole, Morgan, Kaila, Kali, Danielle

2010-11 SEASON SEATING & PARKING MAPS



MISCELLANEOUS



2010-11 SEASON SCHEDULE

OCTOBER/NOVEMBER

Sun	Mon	Tue	Wed	Thu	Fri	Sat
			27 MEM 7:00 UTA	28	29 MEM 8:00 NO	30 MEM 6:30 HOU
31	1	2 MEM 7:00 DAL	3	4 MEM 8:30 LAC	5 MEM 7:00 DAL	6
7 MEM 6:00 CHI	8 MEM 5:00 IND	9	10	11 8:30 LAL	12	13
14 MEM 7:00 PHX	15 MEM 7:00 NY	16	17	18 8:30 POR	19 MEM 7:00 NJ	20
21 MEM 6:00 PHX	22 MEM 7:00 PHX	23	24	25	26 MEM 7:00 CHI	27
28 MEM 6:00 PHX	29	30				

JANUARY

Sun	Mon	Tue	Wed	Thu	Fri	Sat
VISIT NUGGETS.COM						1 MEM 7:00 SAC
2 MEM 7:00 HOU	3	4	5 MEM 8:30 LAC	6 MEM 8:30 SAC	7	8
9 MEM 7:00 NO	10 MEM 7:00 PHX	11	12 8:30 MIA	13	14 MEM 7:00 CLE	15
16 MEM 7:00 SAN	17	18	19 MEM 7:00 OKC	20	21 MEM 8:30 LAL	22
23 MEM 6:00 IND	24	25 MEM 5:00 WAS	26 MEM 5:30 DET	27	28 MEM 5:30 CLE	29
30 MEM 4:00 PHI	31 MEM 5:00 NJ					

MARCH

Sun	Mon	Tue	Wed	Thu	Fri	Sat
		1 MEM 7:00 CHA	2 MEM 8:30 UTA	3	4 MEM 8:30 LAC	5
6	7	8	9 8:30 PHX	10	11 MEM 7:00 DET	12
13 MEM 6:00 NO	14	15 MEM 5:00 ATL	16	17	18 MEM 5:00 ORL	19 MEM 5:30 MIA
20 MEM 7:00 TOR	21	22 MEM 8:30 SAN	23	24 MEM 7:00 WAS	25	26
27	28	29 MEM 7:00 SAC	30	31		

HOME GAMES **AWAY** GAMES

DECEMBER

Sun	Mon	Tue	Wed	Thu	Fri	Sat
			1 MEM 7:00 MIL	2	3 MEM 7:00 LAC	4
5 MEM 6:00 MEM	6	7 MEM 5:00 CHA	8 MEM 5:00 BOS	9	10 MEM 5:00 TOR	11
12 MEM 10:00am NY	13	14 MEM 7:00 ORL	15	16 MEM 8:30 SAN	17	18 MEM 7:00 MIN
19	20	21	22 MEM 8:30 SAN	23	24	25 MEM 6:00 OKC
26 MEM 6:00 PHI	27	28 MEM 7:00 POR	29 MEM 6:00 MIN	30	31	

FEBRUARY

Sun	Mon	Tue	Wed	Thu	Fri	Sat
		1	2 MEM 7:00 POR	3	4 MEM 8:30 UTA	5 MEM 6:30 MIN
6 MEM 7:00 HOU	7	8 MEM 8:30 GS	9 8:30 DAL	10	11	12
13 MEM 4:00 MEM	14 MEM 6:30 HOU	15	16 MEM 7:00 MIL	17	18 ALL-STAR WEEKEND	19 ALL-STAR WEEKEND
20 ALL-STAR WEEKEND	21	22 MEM 7:00 MEM	23	24 8:30 BOS	25 MEM 8:30 POR	26
27 MEM 7:00 ATL	28					

LISTEN TO NUGGETS GAMES ON 950AM

APRIL

Sun	Mon	Tue	Wed	Thu	Fri	Sat
					1 MEM 8:00 SAC	2
1:30 LAL	3	4 MEM 7:00 OKC	5 MEM 7:30 DAL	6	7 MEM 6:00 OKC	8 MEM 7:00 MIN
10 MEM 7:00 GS	11	12 MEM 6:00 UTA	13	ALL ALTITUDE GAMES IN 		



ALT = ALTITUDE SPORTS & ENTERTAINMENT
 ALT 2 = VISIT ALTITUDE.TV FOR CHANNEL NUMBERS
 Check local listings for channel location. Programming subject to change.
 ALL TIMES ARE MOUNTAIN AND ARE SUBJECT TO CHANGE.

MISCELLANEOUS



Chris Marlowe



Scott Hastings



YOUR HD HOME OF THE DENVER NUGGETS

Televising 75 games throughout the regular season, pre and post game shows for every game and a replay of every game.

No one gets you closer to the Nuggets than Altitude Sports & Entertainment.

*Tune in every Thursday at 6:00pm
for "The George Karl Show!"*

Check your local listings with cable or satellite provider.

Follow us on  and 

www.altitude.tv



relish the game

We're proud to be a sponsor of the Denver Nuggets. We do it for them, and everyone who loves this game as much as we do.

go to key.com/community

KeyBank 

Unlock your possibilities