



NEW YORK



2010-11 NEW YORK KNICKS MEDIA GUIDE



CARL BRAUN

September 25, 1927 – February 10, 2010



DICK MCGUIRE

January 26, 1926 – February 3, 2010

TABLE OF CONTENTS

<u>Front Office & Coaching Staff</u>	<u>pages</u>
James L. Dolan.....	4
Hank J. Ratner.....	5
Donnie Walsh.....	6-7
Scott O'Neil.....	8
Glen Grunwald.....	9
Mike D'Antoni.....	10-11
Herb Williams.....	12
Phil Weber.....	13
Dan D'Antoni.....	14
Kenny Atkinson.....	15
Greg Brittenham.....	16
Matt Harding.....	16
Mike Martinez.....	17
Mike Smith.....	17
Dr. Lisa Callahan.....	18
Dave Hancock.....	18
Roger Hinds.....	19
Anthony Goenaga.....	19
Allan Houston.....	20
John Starks.....	21
Staff Directory.....	22-23
The Team Behind The Team.....	24-31
Community Relations.....	32-37
<u>The Players</u>	<u>pages</u>
Kelenna Azubuike.....	40-41
Wilson Chandler.....	42-45
Eddy Curry.....	46-49
Toney Douglas.....	50-51
Raymond Felton.....	52-53
Landry Fields.....	54-55
Danilo Gallinari.....	56-59
Roger Mason, Jr.....	60-61
Anthony Randolph.....	62-63
Andy Rautins.....	64-65
Amar'e Stoudemire.....	66-71
Ronny Turiaf.....	72-75
Bill Walker.....	76-77
Timofey Mozgov.....	78
Patrick Ewing, Jr.....	79
Shawne Williams.....	79
<u>2009-10 Season In Review</u>	<u>pages</u>
Season In Review.....	82-83
Final Statistics.....	84
Won-Lost Breakdown.....	84
Highlights.....	85-91
Game-By-Game.....	92-93
Individual High Games.....	94
Individual Highs.....	95
Knicks Team Highs & Lows.....	96
Opponents Team Highs & Lows.....	96
Knicks Record When.....	97
Individual Miscellaneous Statistics.....	98
Game-By-Game Home Attendance.....	99
Team & Individual Superlatives.....	100-101
Chronology of Team Changes.....	102-103
<u>The NBA</u>	<u>pages</u>
NBA/NBA D-League.....	106
2009-10 Final Standings/NBA Key Dates.....	107
2010 NBA Playoffs.....	108
2009-10 NBA Award Winners.....	109
2009-10 NBA Individual Leaders.....	110
2010 NBA Draft.....	111
Team-By-Team Directories.....	112-140
NBA Court Dimensions.....	141

<u>History</u>	<u>pages</u>
The Knickerbockers Story.....	144-147
What is a Knickerbocker?.....	148
Logo Art.....	149
Retired Numbers.....	150-151
Knicks Date Book.....	152-153
Front Office & Coaching Staff.....	154
Coaching Records.....	155
Year-By-Year Record.....	156
Win-Loss Breakdown.....	157
Year-By-Year Versus Opponents.....	158-159
Team Offensive Statistics.....	160
Team Defensive Statistics.....	161
Franchise Scoring.....	162
Franchise Leaders.....	163
Yearly Statistical Leaders.....	164-166
Top Seasonal Marks.....	167
Single-Game Bests.....	168-169
All-Time Individual Highs.....	170-171
All-Time Individual Records at Present MSG.....	172
The 40-Point Club.....	173
Top Individual Performances Off The Bench.....	173
Highest-Lowest Scoring Games.....	174
Highest/Lowest Combined Scoring Games.....	174
Scoring Margins.....	175
Multiple Overtime Games.....	175
Team Records - Highs.....	176
Team Records - Lows.....	177
Team Records at Present MSG.....	178-179
Individual Players Streaks.....	180
Comebacks & Leads Lost.....	180
Team Streaks.....	181
Month-By-Month Records.....	182
Triple-Doubles.....	183
Four-Point Plays.....	184
Postponed Games/Relocated Games.....	185
NBA Expansion Drafts.....	185
Rookie Records.....	186
Youngest/Oldest Players.....	186
Manpower Games Lost/Number of Players Used.....	187
Famous Firsts & Lasts.....	188
Foreign-Born Players.....	188
When Was The Last Time.....	189
Home & Season Openers.....	190
Opening Night Lineups.....	191
NBA Draft History - Top Five Picks.....	192-193
Numerical Roster.....	194-195
Award Winners.....	196-197
Naismith Memorial Basketball Hall of Fame.....	198-199
NBA All-Star Game Participants.....	200
All-Star Weekend Participants.....	201
Olympic Team Participants.....	201
<u>All-Time Roster</u>	<u>pages</u>
Career Records of the All-Time Knicks.....	204-287
<u>The Playoffs</u>	<u>pages</u>
Year-By-Year Playoff Results.....	290-293
Game Sevens.....	293
NBA Finals Teams.....	294
Coaching Records.....	295
Versus Opponents.....	295
All-Time NBA Playoff Streaks.....	295
Franchise Leaders.....	296
Series' Highs.....	297
Single-Game Individual Records.....	298
Comebacks/Leads Lost.....	298
Single-Game Team Records/Biggest Comebacks.....	299
Offensive/Defensive Team Statistics.....	300
Single-Game Bests.....	301
30-Plus Point Games.....	301

TABLE OF CONTENTS

<u>Fourth Estate</u>	<u>pages</u>
Media Information.....	304-305
Public Relations Department.....	306-307
MSG Network.....	308-309
Radio History.....	310
Television History.....	311

<u>The World's Most Famous Arena</u>	<u>pages</u>
Madison Square Garden.....	314-317
All-Time Garden Attendance.....	318
Attendance Information.....	319
Knicks City Dancers.....	320
Knicks City Kids.....	321
New York Liberty.....	322
Seating Diagram.....	323
Faces In The Crowd.....	324-325
MSG Training Center.....	326-327
Index.....	328

IN MEMORIAM



HANK ROSENSTEIN
Jun. 16, 1920 – Feb. 27, 2010



FRED SCHAUS
Jun. 30, 1925 – Feb. 10, 2010



RON SOBIESZCZYK
Sep. 21, 1934 – Oct. 23, 2009



TOM STITH
Jan. 21, 1939 – Jun. 13, 2010

GERI DEBUSSCHERE
Jun. 20, 1946 – Oct. 27, 2009

COLLEEN VANDEWEGHE
May 23, 1926 – Mar. 24, 2010

The NBA's New York Knickerbockers basketball team, in its 65th year of operation is part of Madison Square Garden, a fully-integrated sports, entertainment and media business. The company is comprised of three business segments: MSG Sports, MSG Entertainment and MSG Media, which are strategically aligned to work together to drive MSG's overall business, which is built on a foundation of iconic venues and compelling content that MSG creates, produces, presents and/or distributes through its programming networks and other media assets. MSG Sports consists of owning and operating sports franchises, including the New York Knicks (NBA), the New York Rangers (NHL), the New York Liberty (WNBA), and the Hartford Wolf Pack (AHL). MSG Sports also features other sports properties, including the presentation of a wide variety of live sporting events including professional boxing, college basketball, track and field and tennis. MSG Entertainment is one of the country's leaders in live entertainment. MSG Entertainment creates, produces and/or presents a variety of live productions, including the Radio City Christmas Spectacular featuring the Radio City Rockettes, throughout the country. MSG Entertainment also presents or hosts other live entertainment events such as concerts, family shows and special events in MSG's diverse collection of venues. These venues include Madison Square Garden, Radio City Music Hall, the Theater at Madison Square Garden, the Beacon Theatre, the Chicago Theatre and the Wang Theatre. MSG Media is a leader in production and content development for multiple distribution platforms, including content originating from MSG's venues. MSG Media consists of the MSG Networks (MSG, MSG Plus, MSG HD and MSG Plus HD) regional sports networks and the Fuse Networks (Fuse and Fuse HD) a national television network dedicated to music. MSG Media is also responsible for managing interactive initiatives across all business segments. More information is available at www.msg.com.

New York Knickerbockers • Two Pennsylvania Plaza • New York, NY 10121 • (212) 465-6471

JAMES L. DOLAN

Executive Chairman, Madison Square Garden



As executive chairman of Madison Square Garden (MSG), James L. Dolan oversees MSG's many entities, including its world-famous arena complex, professional sports teams, sports and entertainment networks, and historic showplaces. Mr. Dolan also serves as president and chief executive officer of Cablevision Systems Corporation, one of the nation's leading media and entertainment companies.

In his role at MSG, Mr. Dolan is responsible for the company's overall growth strategy and manages all of its operations. He also serves as governor to the National Basketball Association and the National Hockey League on behalf of the New York Knicks and Rangers.

To ensure the standing of MSG's premier venues, Mr. Dolan has taken on a number of restoration projects throughout his tenure. MSG is currently undergoing a complete transformation that will significantly enhance the experience of customers, athletes, entertainers, suite holders and partners. Mr. Dolan was also the catalyst for a restoration of the company's Beacon Theatre, which was renewed to its former grandeur in early 2009. Among his most significant accomplishments as MSG chairman, Mr. Dolan spearheaded a multimillion-dollar restoration of Radio City Music Hall, returning the national landmark and MSG showpiece to its original splendor.

Over the past few years, Mr. Dolan has taken additional steps to expand MSG's entertainment properties. They include the addition of The Chicago Theatre, which was built in 1921 as one of the country's most opulent motion picture houses. MSG also extended its music business, acquiring a minority-equity interest in Front Line Management, the entertainment industry's largest personal music management firm.

Mr. Dolan has led MSG's response to local and national tragedies. He played a principal role in organizing "The Concert For New York City," which generated more than \$35 million in aid for 9/11 victims and heroes, and "From The Big Apple to The Big Easy," which raised nearly \$9 million for Hurricane Katrina relief. Mr. Dolan also supports MSG's ongoing commitment to the community, particularly through the Garden of Dreams Foundation, the non-profit charity that partners with MSG to help children in crisis throughout the New York metropolitan area.

In addition to his leadership role at MSG, Mr. Dolan is chief executive of Cablevision Systems Corporation, which served as MSG's parent company until February 2010, when the sports and entertainment business became a separate, public entity. Mr. Dolan oversees Cablevision's comprehensive portfolio of advanced telecommunications services: iO TV digital video, Optimum Voice digital voice, Optimum Online high-speed Internet and Optimum WiFi, the nation's largest and most advanced WiFi network.

Mr. Dolan also oversees Rainbow Media Holdings LLC, a programming pioneer that reaches hundreds of millions of consumers through some of today's most watched and recognized programming networks, including AMC, IFC, Sundance Channel, and WE tv. Also under his purview, and serving the New York tri-state area, are the company's local media properties, which include News 12 Networks, MSG Varsity and Newsday Media Group, which features Long Island's leading daily newspaper, Newsday. Other entertainment businesses under the Cablevision umbrella include Clearview Cinemas, one of the largest motion picture exhibitors in the New York metropolitan area.

Prior to assuming his present posts at Cablevision and MSG, Mr. Dolan was CEO of Rainbow Programming Holdings, Inc. (now Rainbow Media Holdings LLC) where he oversaw all facets of the business. Mr. Dolan began his career with Cablevision in the 1970s and served in a variety of executive positions before overseeing Rainbow.

Mr. Dolan serves on Cablevision's board of directors and its executive committee. He is also on the board of The Lustgarten Foundation, an organization he helped found in 1998 which today is the nation's largest private supporter of pancreatic cancer research. In addition, he sits on the boards of the New York University Steinhardt Dean's Council and the Breathe Easy Play Hard Foundation.

HANK J. RATNER

President and Chief Executive Officer, Madison Square Garden



Hank J. Ratner is President and Chief Executive Officer of Madison Square Garden, which includes renowned performance venues, entertainment properties, professional sports teams and television networks. Mr. Ratner directs the overall growth strategy and day-to-day operations of the business. He also serves as alternate governor to the National Basketball Association and the National Hockey League on behalf of the New York Knicks and Rangers.

MSG's signature assets consist of some of the nation's most popular entertainment and sports properties, including "The World's Most Famous Arena," along with New York's Radio City Music Hall and Beacon Theatre, The Chicago Theatre and the Wang Theatre in Boston. Other MSG entities include the New York Knicks, Rangers and Liberty; MSG Entertainment, a live-entertainment company; MSG and MSG Plus, regional sports and entertainment networks; and Fuse, a national music network.

In February of 2010, Mr. Ratner led the spin off of Madison Square Garden from Cablevision Systems Corporation and, today, MSG operates as a standalone, public company. He is also spearheading the transformation of MSG, which will significantly enhance the experience of customers, athletes, entertainers, suite holders and partners. In addition, the project will include a dramatically redesigned Seventh Avenue entrance, new seats, improved sightlines, new Event Level and Lower Level suites, two new bridges suspended above the playing surface, and spectacular public concourses. The Transformation will also pay homage to the building's storied history, while restoring the Garden's distinctive and celebrated ceiling.

Mr. Ratner served as MSG's Vice Chairman for seven years before being named President and Chief Executive Officer, following MSG's spin off from Cablevision. Throughout his tenure, Mr. Ratner has been influential in formulating and implementing strategic direction for MSG. He played a key role in bringing three of the country's landmark showplaces – New York City's legendary Beacon Theatre, the historic Chicago Theatre and the Wang Theatre in Boston – under MSG management. In addition, he helped to secure the company's successful relationship with Cirque du Soleil and developed MSG's music strategy which emphasizes collaboration between MSG Entertainment and Fuse to provide a unique platform for artists to connect with fans and creates innovative programming for Fuse viewers. MSG's music strategy has already led to the development of the "Fuse Presents" concert series in which Fuse presents live concerts from MSG's iconic venues.

As Chairman of the Garden of Dreams Foundation, the non-profit that works closely with all areas of Madison Square Garden, Mr. Ratner has been a driving force behind the creation and significant expansion of the charity's programs, enhancing its commitment to make dreams come true for children facing enormous obstacles. Since its inception in 2006, Garden of Dreams has created thousands of once-in-a-lifetime experiences at MSG, Radio City Music Hall, the Beacon Theatre, the MSG Training Center, and at Fuse and MSG television studios brightening the lives of more than 150,000 tri-state area children in crisis, and their families.

Mr. Ratner has also served as vice chairman of Cablevision Systems Corporation since 2003. In this role, he helps to set corporate direction and strategy for the media and telecommunications company whose portfolio of operations includes a full suite of advanced digital television, voice and high-speed Internet services, some of the country's most-watched national television networks, and valuable local media and programming properties. Prior to serving as MSG and Cablevision vice chairman, Mr. Ratner served as COO and then Vice Chairman of Rainbow Media Holdings, the programming subsidiary of Cablevision. At Rainbow, he helped lead the executive management team that directed AMC, IFC, Bravo, WE tv, Fuse, Lifeskool, News 12 Networks, Rainbow Advertising Sales Corporation and Rainbow Sports Networks. In 2005, Mr. Ratner led Cablevision's negotiations with Fox to restructure the ownership of assets held by Regional Programming Partners, a partnership between the two companies. This restructuring gave Cablevision, among other benefits, 100 percent ownership of MSG and its properties.

Mr. Ratner joined Cablevision as Assistant General Counsel in 1987. A year later, he moved to Rainbow Media, rising to the position of Rainbow's Chief Operating Officer in 1998. Mr. Ratner was then promoted to Vice Chairman of Cablevision before also being named Vice Chairman of MSG in 2003.

Previously, Mr. Ratner was an associate with the law firm of Sullivan & Cromwell. He received a bachelor's degree and doctorate of law with distinction from Emory University.

DONNIE WALSH

President, Basketball Operations



Donnie Walsh further solidified his reputation as one of basketball's most respected executives when he presided over a whirlwind off-season that dramatically changed the face of one of the NBA's premier franchises.

Currently in his third season as Knicks president, basketball operations, Walsh has mapped a clear and unwavering path for long-term success ever since returning to his native Big Apple on Apr. 2, 2008. Succeeding on his initial plan to bring the Knicks under the NBA Salary Cap for the first time in more than a decade, Walsh's efforts eventually resulted in New York's headline-making Summer of 2010 in which Donnie put five-time NBA All-Star Amar'e Stoudemire, veteran backcourt leader Raymond Felton, and rising talents Anthony Randolph, Keleena Azubuike, Ronny Turiaf and Roger Mason, Jr. in Knicks uniforms.

Over an NBA career that has stretched to nearly three decades, it was an off-season unlike any other for Walsh, the League's longest-tenured basketball decision-maker.

"I was really looking forward to the free agent market because I really felt you could build a team with the kind of players we wanted," says Walsh, 69. "I feel like we've done that, and for the first time I feel like we've got a team that seems to fit together. I like the attitude and the talent of the players we've brought in. I like the fact that you can plug them in and they should, as we go on, make each other better. That's what a team does. I think we got to the first stage of trying to bring New York back to contending status, which is our goal, to contend for a championship. It's not just to do this or that, it's to try to end up with a contending team. I think we've made a step toward that."

Few know the New York mindset better than Walsh, a product of the city's streets and blacktops. Throughout the rebuilding process, he continually cites the patience and enthusiasm of a Big Apple fandom that sold out the Garden 49 times over Walsh's first two Knicks seasons.

"I think the fans are really interested in how we're going to be," he says. "They sense it's a brand new team. They're really informed fans...I think they're hopeful that we'll be a better team and will challenge for the Playoffs, then build the team up into a contending team. We did pretty much what we told them we'd do two years ago. This is what we've done, and if you come in I think you'll see a team that can succeed; and we'll be looking at the parts of this team to make sure we see what else we have to do to get this where it should be."

Walsh's makeover of the Knicks has been such that only two players - Wilson Chandler and Eddy Curry - remain from the team Donnie inherited in April 2008. And by no means is it complete, as Walsh's management of the Salary Cap allows for the possibility of further key acquisitions in the years ahead.

"Our plan was to get into the free agent market, but also to manage the cap so that we can go back into it as needed," he explains. "Our cap is in a very flexible position, because we don't have a lot of long-term contracts. I never approached it with the feeling that we could solve all of the problems this year; things don't work that way."

Rebuilding an NBA franchise toward contending status is nothing new for Walsh. He joined the Knicks following a 24-year tenure with the Indiana Pacers, over which he built the Pacers into one of the NBA's elite franchises.

The Bronx native originally joined the Pacers as an assistant coach in 1984. He was promoted to general manager in 1986, to president of the Pacers Basketball Corporation (now Pacers Sports & Entertainment) in 1988 and, on July 11, 2003, to chief executive officer and president. Under Walsh's leadership, the Pacers won four Central Division Championships, made six trips to the Eastern Conference Finals, and climaxed Walsh's tenure with the 2000 Eastern Conference Championship.



George Kalinsky for Madison Square Garden

DONNIE WALSH

President, Basketball Operations

Over a 10-year period that concluded with the 2004-05 season, the Pacers had the best winning percentage (.602) of any team in the Eastern Conference. The Pacers won 50-plus games five times under Walsh's stewardship, and made the NBA Playoffs 16 times over a 17-year span from 1989-90 through 2005-06. Highlighting that stretch were six memorable Playoff series against the Knicks which the two teams split 3-3, including Indiana's triumph over New York in the 2000 Eastern Finals which earned the Pacers their first trip to The NBA Finals. With the Pacers, Walsh brought three of the game's most respected names - Hall of Famers Larry Brown, Larry Bird and Isiah Thomas - to coach the team.

"What you can't lose sight of is that it all revolves around the team itself. Your team is going to reflect your franchise," says Walsh. "We're in a professional sports world where, in order to be a successful company, you've got to be good. And the team's got to be good in two ways: It's got to be successful in wins and losses, and it's also got to be well-liked and well-identified by the fans."

In addition to his success with the NBA Pacers, Walsh oversaw major projects for Pacers Sports & Entertainment, including the opening of Conesco Fieldhouse in 1999 and the creation of the WNBA's Indiana Fever that same year. Considered one of the game's true showplaces, the state-of-the-art Fieldhouse owes much of its "retro" feel to Walsh's input and memories from his days as a fan at the Old Garden on 49th Street. ("The excitement of walking into that lobby; I remember how exciting that was," he says). In addition, he was a member of the U.S. Olympic Games Committee for the 1992 and 1996 men's basketball squads.

Walsh's basketball pedigree took firm root on the streets of New York City. An outstanding high school player at Fordham Prep, he scored a game-high 23 points to earn Most Valuable Player honors in the 1958 Herald Tribune High School All-Star Game at the Old Garden on Mar. 29, 1958. Walsh then played at the University of North Carolina under the legendary coaching duo of Frank McGuire and Dean Smith.

After graduating with a Bachelor of Arts degree in Political Science, Walsh attended the North Carolina Law School and helped coach the Tar Heels' freshman team for two seasons. After graduating from law school and turning down offers from then-former Vice President Richard Nixon's law firm in New York City and the U.S. Justice Department's Honors programs, he took a graduate coaching position under Smith at North Carolina and then became an associate head coach under McGuire at South Carolina.

In 1977, Walsh was about to enter private law practice in South Carolina, but Brown, the head coach of the Denver Nuggets, asked Walsh to join him as an assistant. Walsh stayed with the Nuggets as an assistant coach and then as head coach - compiling a 60-82 mark over three seasons - before entering private business in 1982. He joined the Pacers in 1984 as an assistant under Head Coach George Irvine.

In 2000-01, Walsh earned recognition from Bloomberg News Service as the NBA's top basketball executive in a vote of the league's coaches. In June 2004, he was honored with the Indiana Pathfinder Award for his contributions to causes involving Indiana youth. In 2009, he was honored in his hometown as a Rucker Park Pro Legend.

Born in Manhattan on Mar. 1, 1941, Donnie was raised in Riverdale. He and his wife Judy - both Big Apple natives - have five children and live in Indianapolis. They also are avid dog lovers.

Donnie Walsh Year-By-Year NBA Executive

Season	Team	Position
1986-87	Indiana Pacers	General Manager
1987-88	Indiana Pacers	General Manager
1988-89	Indiana Pacers	President of the Pacers Basketball Corporation
1989-90	Indiana Pacers	President of the Pacers Basketball Corporation
1990-91	Indiana Pacers	President of the Pacers Basketball Corporation
1991-92	Indiana Pacers	President of the Pacers Basketball Corporation
1992-93	Indiana Pacers	President of the Pacers Basketball Corporation
1993-94	Indiana Pacers	President of the Pacers Basketball Corporation
1994-95	Indiana Pacers	President of the Pacers Basketball Corporation
1995-96	Indiana Pacers	President of the Pacers Basketball Corporation
1996-97	Indiana Pacers	President of the Pacers Basketball Corporation
1997-98	Indiana Pacers	President of the Pacers Basketball Corporation
1998-99	Indiana Pacers	President of the Pacers Basketball Corporation
1999-00	Indiana Pacers	President of Pacers Sports & Entertainment
2000-01	Indiana Pacers	President of Pacers Sports & Entertainment
2001-02	Indiana Pacers	President of Pacers Sports & Entertainment
2002-03	Indiana Pacers	President of Pacers Sports & Entertainment
2003-04	Indiana Pacers	CEO/President of Pacers Sports & Entertainment
2004-05	Indiana Pacers	CEO/President of Pacers Sports & Entertainment
2005-06	Indiana Pacers	CEO/President of Pacers Sports & Entertainment
2006-07	Indiana Pacers	CEO/President of Pacers Sports & Entertainment
2007-08	Indiana Pacers	CEO/President of Pacers Sports & Entertainment
2008-09	New York Knicks	President, Basketball Operations
2009-10	New York Knicks	President, Basketball Operations

NBA Head Coach					NBA Assistant Coach	
Season	Team	W	L	Pct.	Season	Team
1978-79	Denver Nuggets	19	10	.655	1977-78	Denver Nuggets
1979-80	Denver Nuggets	30	52	.366	1978-79	Denver Nuggets
1980-81	Denver Nuggets	11	20	.355	1984-85	Indiana Pacers
Totals		60	82	.423	1985-86	Indiana Pacers

SCOTT O'NEIL

President, Madison Square Garden Sports



Scott O'Neil was named president, Madison Square Garden Sports in July 2008. In this role, he oversees the business operations of the four professional sports teams, the New York Knicks, New York Rangers, New York Liberty and Hartford Wolfpack. O'Neil also manages the growing MSG Sports business, which includes college basketball, boxing, tennis, mixed martial arts and all other sports events and attractions at MSG owned venues. In addition, he is responsible for the cross platform marketing partnerships and suites sales for the transformed Madison Square Garden. The Garden is currently undergoing a comprehensive top-to-bottom transformation that will significantly enhance the experience for customers, athletes, entertainers, suite holders and partners.

Since joining MSG, O'Neil has played a key role in securing multiple unprecedented Signature Partners with industry leading brands Anheuser-Busch, Coca-Cola and Delta Air Lines that incorporate all of MSG's sports, entertainment and media assets as well as the transformed Garden. He also helped secure JPMorgan Chase as MSG's first-ever Marquee Partner, the preeminent multi-platform, multi-venue, multi-media partnership with the company. During his tenure he has also been influential in directing a refocused commitment to providing world class entertainment and customer service to fans, subscribers and marketing partners.

O'Neil has established a reputation in the industry as a leader in building management teams and attracting and retaining talent. At Madison Square Garden, he has assembled a world-class team of the top sales and marketing talent to lead and drive the business, which has resulted in a transformational partnership based culture driving results through an emphasis on collaboration, innovation and execution.

O'Neil came to Madison Square Garden from the National Basketball Association, where, as senior vice president, he oversaw the league's team marketing and business operations, advising NBA and WNBA teams on ticket sales and service, sponsorship development, and marketing. He also managed the NBA's Canadian business and the NBA Development League. Prior to joining the NBA, he oversaw the launch of HoopsTV, and honed his sales and marketing expertise with the Philadelphia Eagles and New Jersey Nets.

O'Neil was named to Street and Smith's Sports Business Journal Forty Under 40 Hall of Fame, and was named one of the nation's top marketing executives under 40 by Advertising Age in 2006. He is also a member of Young Presidents' Organization (YPO), a not-for-profit, global network of chief executives connected around the shared mission of becoming better leaders through education and idea exchange. O'Neil has a commitment to a number of non-profit organizations, including serving as a Board Member for the Garden of Dreams Foundation, the non-profit charity that works with all areas of Madison Square Garden to "make dreams come true for kids in crisis." In addition, he is on the Advisory Board for the Each One Counts Foundation.

O'Neil holds a degree in Marketing from Villanova University and an M.B.A. from Harvard Business School. He is married with three children & lives in the Garden State.

GLEN GRUNWALD

Senior Vice President, Basketball Operations



One of the NBA's most respected and versatile senior executives, Glen Grunwald is in his fifth season as the Knickerbockers' senior vice president, basketball operations.

Joining the Knicks on Sep. 26, 2006, Grunwald is responsible for all administrative aspects of the team's basketball operations, including managing the operating budget, salary cap, as well as assisting in all day-to-day operations, player personnel decisions, trades and acquisitions.

Grunwald has played a key role in the vast rebuilding of the Knicks, a decade after facing a similar challenge in Toronto. Few NBA executives are more aware of the risks - and ultimate rewards - of such a plan.

"It's exciting to look forward to our new team and seeing how they grow and develop," says Grunwald, 52. "We've got a lot of good pieces that we've added, and now it's a matter of bringing them together as one team and hoping that they jell into a winning combination.

"We consciously made a decision that we needed to develop some salary cap flexibility, and to do that we had to trade away some pretty good players and give up some other players in the hopes that the new team will be better than the old team, with a chance to compete in the Playoffs and someday compete for a championship."

Grunwald joined the Knicks following a decade (1994-2004) with the Toronto Raptors, including seven seasons as general manager, a period in which he built the Raptors into one of the elite teams in the Eastern Conference. Helping to preside over another rebuilding effort in New York, Grunwald is hopeful that the Knicks are ready to take the next step toward that same status.

"What's exciting is to see the potential they have and hopefully they'll reach their potential both as individuals and as a team," says Glen. "We've got a great coaching staff, a great training staff, great medical staff. All the resources are here for them to be successful. It's just a matter of us putting it all together.

"Our fans have been great. They've been understanding of our plan, they've been understanding of the results, and they've been supportive of us moving forward. We're hopeful we can reward them with a winning team."

Named Raptors general manager on Nov. 20, 1997, Grunwald spearheaded Toronto's drive toward elite status by acquiring the likes of Vince Carter, Antonio Davis, Morris Peterson and Charles Oakley. Under his direction, the Raptors advanced to the NBA Playoffs for three straight seasons (2000-01-02). In 2001, the Raptors defeated the Knicks in the first round of the Playoffs (New York's first opening-round loss since 1991), and came within one game of advancing to the Eastern Conference Finals. Grunwald served as Raptors general manager through the 2003-04 campaign.

An original member of the Toronto front office, Grunwald joined the Raptors on Nov. 8, 1994 as vice president, legal affairs and assistant general manager. For the next three years, he helped implement the on- and off-the-court business plan that made the Raptors a model for all expansion franchises. During the Raptors' formative years, Grunwald was responsible for the administrative, financial and legal aspects of the team's basketball operations, playing a key role in all areas from the 1995 expansion draft to player personnel decisions. He also served as the team's resident salary cap expert, and also provided his legal expertise in sponsorship, marketing and contract issues.

Prior to joining the Raptors, Grunwald served four years as vice president, general counsel for the Denver Nuggets, and was responsible for all legal, human resources and administrative matters, while managing the club's salary cap. Grunwald joined the Nuggets after working as an attorney with the Chicago law firm of Winston and Strawn.

In joining the Knicks, Grunwald left a position with Toronto's Board of Trade, where he had served as president and CEO since December 2004. A former member of the board of directors of Canada Basketball, he is chairman and part owner of the HoopDome, a multi-court basketball facility at Toronto's Downsview Park.

Grunwald graduated from Indiana University in 1981, where he played alongside Hall of Famer Isiah Thomas and co-captained the Hoosiers' 1981 NCAA Championship squad. At Indiana, he was a Rhodes Scholar nominee and a two-time Big Ten All-Academic Second Team selection. He was the Celtics' fifth-round pick in the 1981 NBA Draft.

Grunwald earned his law degree from Northwestern in 1984 and added a Master's degree in Business Administration from Indiana in 1986.

The Chicago native and his wife Heather are proud parents of son Will (8). Grunwald also has a son, Gabe (17) and a daughter, Emma (16). The Grunwald family lives in Westchester.

MIKE D'ANTONI

Head Coach



With a revamped roster and a renewed team spirit, Mike D'Antoni is poised to lift the Knickerbockers and the world's greatest basketball city back to elite status.

Currently in his third season as Knicks mentor, one of the NBA most successful coaches of the last decade has put his unique imprint on The City Game with a trademark hi-octane offensive attack.

In 2009-10, the Knicks ranked second in the NBA in three-point field goals (743), trailing only Orlando (League record 841). Their 743 three-pointers represented the second-highest total in club history, behind only the 823 racked up by D'Antoni's first Knicks team in 2008-09. Last year's Knicks ranked ninth in the NBA in scoring (102.1), tied with East top-seed Cleveland. Coupled with their 105.2 (fourth in NBA) in 2008-09, it marked the first time in nearly two decades in which the Knicks put together back-to-back 100-plus point seasons (1991-92 and 1992-93; last of seven straight 100-plus seasons).

Now, following a headline-making off-season and a wave of new acquisitions, D'Antoni hopes to make Year Three in New York a season to remember.

"The biggest thing is that, hopefully, in the third year, we're starting to do things that are geared toward a winning basketball team," says D'Antoni, who was named the 24th head coach in Knicks franchise history on May 13, 2008. "We've added pieces like Amar'e Stoudemire, Anthony Randolph, Raymond Felton, Ronny Turiaf and Kelenna Azubuike. We're starting to add winning pieces and hopefully it'll translate into more wins this year and put us on the road toward being a successful team."

D'Antoni owns a 61-103 (.372) record in two seasons in New York, and an overall 328-275 (.544) NBA head coaching record over eight seasons. The Knicks' first victory of 2009-10 - a 117-111 triumph over New Orleans on Nov. 2, 2009 - represented D'Antoni's 300th career NBA coaching win, as he became the 54th head coach in League history to reach that mark.

This season, Mike hopes that victory becomes a nightly habit for the Knicks and the city's rabid fans.

"They're very passionate," says D'Antoni of a New York fandom that has sold out the Garden 49 times over the last two seasons. "I think they were very excited about Amar'e coming; they haven't had a superstar in a long time. They've always supported us. The last two years were unbelievable, not only with their attendance but also with their encouragement and the passion they've shown. They deserve a winner and hopefully we'll be able to deliver."

D'Antoni came to New York after piloting the Phoenix Suns to four straight 50-plus win seasons and three Pacific Division Championships with a trademark high-speed offensive game.

D'Antoni recorded a 253-136 (.650) record in five years with Phoenix. The NBA's Coach of the Year in 2004-05, he is the third-winningest coach in Suns franchise history (253), trailing only John MacLeod (579) and the late Cotton Fitzsimmons (341). His .650 winning percentage is second in Suns history to Paul Westphal's .685.

"As an executive, you couldn't be working with a better guy and a better coach than Mike, in trying to do this with," says Knicks President, Basketball Operations Donnie Walsh. "(His) ability to keep his eye on where we're going, I appreciate that a lot. Coaches have a tendency to make it more difficult sometimes, because they're under such pressure. He seems to handle that really well. I love working with him, personally. He's so positive in his style, he's so well-thought out. He just shows confidence, and the players like playing for him."

Originally joining the Suns as an assistant coach in June 2002, D'Antoni, 59, succeeded Frank Johnson as head coach in December 2003. In his four full seasons as Suns headmaster (2004-05 through 2007-08), the Suns won 50-plus games each year, including two 60-plus-win campaigns (62-20 in 2004-05, 61-21 in 2006-07). D'Antoni's Suns won three straight Pacific Division crowns (2005 through 2007) and advanced to the Western Conference Finals twice (2005 and 2006).

D'Antoni's uptempo offense enabled the Suns to lead the NBA in scoring for three consecutive years (2004-05 through 2006-07). In 2004-05, D'Antoni's Suns averaged 110.4 points, increased their win total from 29 to 62, and registered a 16.2-point-per-game increase (from 94.2), the biggest single-season jump for any NBA team since the advent of the shot clock in 1954-55. The Suns averaged better than 110 points in three of D'Antoni's four full seasons at the helm.

D'Antoni was the NBA's Coach of the Year in 2004-05, as the Suns became the second of three teams in NBA history (1979-80 Celtics, 2007-08 Celtics) to follow a 50-loss season with a 60-win campaign. With the Suns, he was honored four times as NBA Western Conference Coach of the Month, and earned head coaching honors at NBA All-Star 2007 in Las Vegas, guiding the West to a 153-132 victory. D'Antoni was named Executive Vice President of Basketball Operations and General Manager of the Suns on Mar. 10, 2006.

Joining the Denver Nuggets as director of player personnel in 1997-98, D'Antoni's NBA head coaching career began the following year, when he led the Nuggets to a 14-36 mark in the lockout-shortened 1998-99 campaign. He also served one season (1999-2000) as a scout for the San Antonio Spurs, and one year (2000-01) as an assistant coach with the Portland Trail Blazers under Mike Dunleavy.

D'Antoni's passion and love for basketball has taken him from the mountains of West Virginia to the professional ranks of the NBA, ABA, across Italy and throughout Europe, as his resume includes over three decades of pro hoop experience on both sides of the Atlantic. USA Basketball named him to the Men's Senior National Team Program coaching staff for 2006-08 as an assistant, and his implementation of a wide-open offense played a major role in Team USA's Gold medal at the 2008 Beijing Olympics.

D'Antoni has again served on Head Coach Mike Krzyzewski's staff for USA Basketball's Senior Men's team for 2010-12. And in October 2010, D'Antoni was in the international spotlight once again when his Knicks joined the Los Angeles Lakers, Minnesota Timberwolves, Regal FC Barcelona and AJ Milano in NBA Europe Live presented by EA SPORTS.

Just prior to joining the Suns, D'Antoni coached Benetton Treviso of the Italian League, leading the club to a 28-8 mark and the Italian League championship in 2001-02. An Italian League legend, D'Antoni also coached Benetton from 1994-95 through 1996-97, capturing the Cup of Europe and Cup of Italy in 1995 and the Italian League title in 1996-97. He also piloted Philips Milan for four seasons (1990-91 through 1993-

94) and led the club to the 1993 Korac Cup. During his tenure in Italy, D'Antoni - a dual citizen of the United States and Italy - led his teams to the playoffs each season and was twice voted the league's Coach of the Year. In 2008, Mike was named one of the 50 Most Influential Personalities in European Club Basketball history by Euro-league Basketball.

Over four NBA seasons with the Kansas City-Omaha Kings (1973-74 through 1975-76) and San Antonio Spurs (1976-77), D'Antoni averaged 3.3 points over 130 games. He also played in 50 games (3.5 ppg) for the legendary Spirits of St. Louis in the ABA's final season (1975-76). With the Kings in 1974-75, he was a roommate of current Houston Rockets Head Coach Rick Adelman.

After a two-game stint with the Spurs in November 1976, D'Antoni moved to Italy where he played 13 seasons for Milan of the Italian League and became the club's all-time leading scorer. Mike was voted the League's all-time greatest point guard in 1990 and paced Milan to five Italian League titles, two Cups of Europe, two Cups of Italy, one Korac Cup and one Inter-continental Cup.

He was selected to play on the Italian national team for the European Championships in 1989 and was a part of the Milan team that competed in the inaugural McDonald's Open in 1987. In 1978, D'Antoni tried out for the Chicago Bulls, but opted to remain in Italy where he stayed until he returned to the NBA as the Nuggets' director of player personnel in 1997.

Fluent in English and Italian, D'Antoni has co-authored two books: Playmaker, with former Milan Head Coach Dan Peterson, and Vivendo Giacando, with Italian sportswriter Tullio Lauro. He also served as an analyst for NBA.com following the 1998-99 regular season and worked as a broadcast analyst for Team USA throughout the 2003 FIBA Americas Men's Olympic Tournament in San Juan.

Born on May 8, 1951, the Mullens, WV native played at Marshall University and graduated in 1973 as the school's career assist leader (659; now second to Greg White's 701). He was a GTE Academic All-American in 1973.

Mike's father, Lewis, is a legendary high school basketball coach in West Virginia and Ohio, and was inducted into West Virginia's Sports Hall of Fame in May 2004. His brother Dan served as an assistant coach in Phoenix before joining him on the Knicks staff. Both Mike (1997) and Dan (1990) have been enshrined in the Marshall University Athletics Hall of Fame.

D'Antoni and his wife Laurel, whom he met in Milan, Italy, have one son, Michael.

MIKE D'ANTONI

Head Coach

Mike D'Antoni Year-By-Year

NBA Executive

Season	Team	Position
1997-98	Denver Nuggets	Director of Player Personnel
2005-06	Phoenix Suns	EVP, Basketball Operations & General Manager
2006-07	Phoenix Suns	EVP, Basketball Operations & General Manager
2007-08	Phoenix Suns	Executive Vice President, Basketball Operations

NBA Head Coach

Season	Team	Regular Season			Playoffs		
		W	L	Pct.	W	L	Pct.
1998-99	Denver Nuggets	14	36	.280	-	-	---
2003-04	Phoenix Suns	21	40	.344	-	-	---
2004-05	Phoenix Suns	62	20	.756	9	6	.600
2005-06	Phoenix Suns	54	28	.659	10	10	.500
2006-07	Phoenix Suns	61	21	.744	6	5	.545
2007-08	Phoenix Suns	55	27	.671	1	4	.200
2008-09	New York Knicks	32	50	.390	-	-	---
2009-10	New York Knicks	29	53	.354	-	-	---
Totals		328	275	.544	26	25	.510

NBA Assistant Coach

Season	Team
2000-01	Portland Trail Blazers
2002-03	Phoenix Suns
2003-04	Phoenix Suns

International Head Coach

Season	Team	W	L	Pct.	Finish
1990-91	Philips Milan (Italy)	21	9	.700	First
1991-92	Philips Milan (Italy)	22	8	.733	First
1992-93	Philips Milan (Italy)	21	9	.700	Second
1993-94	Philips Milan (Italy)	22	8	.733	Fourth
1994-95	Benetton Treviso (Italy)	20	10	.667	Third
1995-96	Benetton Treviso (Italy)	22	8	.733	Third
1996-97	Benetton Treviso (Italy)	22	4	.846	First
2001-02	Benetton Treviso (Italy)	28	8	.778	First
Totals		178	64	.736	

Professional Player

Season	Team	G	RPG	APG	PPG
1973-74	Kansas City-Omaha Kings	52	1.8	2.4	4.8
1974-75	Kansas City-Omaha Kings	67	1.1	1.6	2.5
1975-76	Kansas City Kings	9	1.6	1.8	1.8
	Spirits of St. Louis (ABA)	50	1.5	2.3	3.5
1976-77	San Antonio Spurs	2	1.0	1.0	1.5
NBA Regular Season		130	1.4	1.9	3.3
ABA Regular Season		50	1.5	2.3	3.5
NBA Playoffs		4	1.8	0.3	4.5

HERB WILLIAMS

Assistant Coach



Amid a Knicks world that has changed at warp speed, Herb Williams remains a constant, guiding force. One of the longest-tenured players in NBA history is now the senior bench coach on the club's staff, and looks forward to guiding the fortunes of a revamped Knicks team in 2010-11.

"The biggest thing is to get everyone on the same page, first of all," says the 52-year old Williams. "If we can do that in a timely fashion, to get the team comfortable with each other, that'll be the big thing. There are so many new faces. Some guys are coming into a new system. But Amar'e's played in this system before, Anthony Randolph and Ronny Turiaf have played in the uptempo style. Getting off to a good start will be important."

One of the game's most respected figures, Williams celebrates a decade of NBA coaching this season, as he is in his ninth full season (tenth season overall) on the Knicks' bench. Following nearly two decades as a player, Herb joined the Knicks' staff as an assistant coach on Dec. 29, 2001. Since then, his coaching career has become every bit as noteworthy as his playing days.

Included in Williams' coaching tenure is an overall mark of 17-27 as Knicks head coach. Succeeding Lenny Wilkens as Knicks headmaster on Jan. 22, 2005, Herb piloted New York for the remainder of the 2004-05 season, going 16-27. He also notched a 120-110 win over Orlando as interim coach on Jan. 14, 2004, prior to Wilkens' formal arrival.

Williams has also served as head coach of the Knicks' entries in the 2003 Reebok Boston Summer Pro League and the 2004 LA Summer Pro League in Long Beach. As an assistant coach, he has served under Head Coaches Don Chaney, Lenny Wilkens, Larry Brown, Isiah Thomas and now Mike D'Antoni. He assumed the reins of the Knicks for the final five games of the 2005-06 season, during Brown's illness.

During his playing tenure, Williams was a force in New York's locker room as a leader with assests that only a wily veteran could possess. For three seasons (1996-97 through 1998-99), he served as Knicks tri-captain. His knowledge and leadership qualities made him a natural for his new career.

"Herb brings head coaching experience and helps me in a lot of areas," says Head Coach Mike D'Antoni. "He's been around the organization and knows all of its ins and outs. He's just a great coach and a great guy to have around. We're very fortunate to have him on our staff."

As a Knick, Herb became a Garden fan favorite as Hall of Famer Patrick Ewing's primary backup in the pivot as well as a guiding force off the court. His final on-court appearance – a scoreless minute in Game Five of The 1999 NBA Finals against San Antonio – made him the oldest Knick ever to appear in a game (41 years, four months, nine days).

Few Knicks connected with New York fans better than Herb. For nearly two decades, he has been one of the most beloved figures on the Big Apple hoop scene.

"A lot of people said the fans in New York wouldn't be patient, they wouldn't go for rebuilding. But Knicks fans are Knicks fans," says Herb. "They're going to be behind you and they're loyal. The one thing they want to make sure of is that when you come out on the floor, you give a good effort."

"But now, it's not what we're going to do for the future; it's what we're going to do right now. We have the talent to win. We have to compete night in and night out, because now they'll expect us to win, not just hope that things fall into place. They expect us to win."

Williams' coaching tenure follows a distinguished playing career that spanned 18 seasons (1981-82 through 1998-99), just three shy of the all-time NBA record of 21 shared by Robert Parish and Kevin Willis. According to the Elias Sports Bureau, Herb is one of only nine players in NBA history to appear in a game following his 41st birthday, along with Parish, Willis, Kareem Abdul-Jabbar, Bob Cousy, Nat Hickey, Charles Jones, John Stockton and Dikembe Mutombo.

Indiana's first-round pick (14th overall) in the 1981 NBA Draft, the 6-foot-11 Williams averaged 10.8 points, 5.9 rebounds and shot .467 from the field for the Pacers, Mavericks, Raptors and Knicks. He scored 11,944 points in 1,102 career games. Herb played the first 7½ seasons of his career with Indiana, and is third in blocked shots (1,094; behind only Jermaine O'Neal and Rik Smits), seventh in games played (577), seventh in total minutes (18,455) and eighth in total rebounds (4,494) on the Pacers' all-time franchise lists.

Williams spent virtually all of the final seven years of his playing career as a Knick, and was one of only two players (along with Ewing) to be a member of both of the Knicks' Eastern Conference Championship teams of 1994 and 1999. He originally signed with the Knicks as a free agent on Nov. 15, 1992. Williams was part of two separate trades (to Toronto on Feb. 18, 1996 and to Philadelphia on Feb. 19, 1998), but quickly returned to the Big Apple just days after both.

Williams averaged 17.6 points and 9.7 rebounds in a four-year college career at Ohio State, and became the first Buckeye in school history to record more than 2,000 career points (2,011).

Born on Feb. 16, 1958 in Columbus, OH, Williams was a recreation major at Ohio State. Herb has two children - Erica (24, a 2008 graduate of George Washington University) and Jabrille (18, a high school hoop star) - and lives in Stamford, CT, The City That Works. Off the court, Herb is extremely involved in the community, spending countless hours with area youth. In his spare moments, he is one of the Knicks' most devoted golfers.

PHIL WEBER

Assistant Coach



Phil Weber never sees the glass as half-empty. Now, with a revamped cast of Knickerbockers under his tutelage, his natural enthusiasm and optimism has a new outlet.

"If you look at our roster, we have five players at the age of 22 or 23, and I don't know the ceiling on any of them. They'll determine what that is," says the effervescent Long Island native, now in his third season on the Knicks' coaching staff. "The level of athleticism we now have has changed considerably. We have young players who can, potentially, be really good pieces on a good team."

Weber joined the Knicks on Jun. 20, 2008, and is currently in his 12th season as an NBA coach. Prior to arriving in New York, he spent nine seasons as an assistant coach with the Phoenix Suns (1999-2000 through 2007-08). Phil has also coached the Knicks squad at the 2008 and 2009 NBA Summer League in Las Vegas.

"You can meet someone who's as positive as I am, but you can't meet someone who's more positive than I am," says the animated Weber. "I say that because I don't think we use enough positive tension in our life."

"Phil knows the offense which we've carried over from Phoenix and he's been with me the whole time," says Head Coach Mike D'Antoni. "He's watched and been responsible for that development. He's another guy who loves to work with young guys, especially with their shooting and their balance on the court. He's been with me a long time, he knows what I like. He's very energetic, very positive for the team."

Weber was a member of D'Antoni's coaching staff that led the Suns to three consecutive Pacific Division titles (2005, 2006, 2007). He served as head coach of the Suns' 2006 and 2007 Vegas Summer League teams, and also worked with the USA Basketball Men's Senior National Team as they prepared for the 2006 FIBA Men's World Championships in Japan. Phil also joined D'Antoni as an assistant coach for the West squad at NBA All-Star 2007 in Las Vegas. With the Suns, he served under Head Coaches Danny Ainge, Scott Skiles, Frank Johnson and D'Antoni.

"I'd put our staff against any in the League on many levels, one of which is player development," says Weber. "Whenever you have young players, there's a lot of work to be done, not only for guys to know the whole team concept, but on working with individual players on their fundamentals."

"One of my favorite words in the English language is synergy. You add all those individual pieces, all those skill sets. As the skill sets improve, then you mesh that, all those moving parts into the way we want to play. It's exciting to see where we're going to be."

Prior to joining the Suns, Weber teamed with former Knick Kiki Vandeweghe to form an academy for NBA player development in Los Angeles. The program helped develop the likes of Shawn Marion, Baron Davis, Jalen Rose and Pat Garrity.

Weber's coaching career began in 1984 at the University of Florida under head coach Norm Sloan. He was on the Gators staff for five seasons, helping lead the team to the NCAA Sweet 16 in 1987 and the Southeastern Conference title in 1989.

"I got inspiration from Jimmy V, I got a hard-nosed attitude from Norm, I got Skiles' defensive prowess, I got Danny's creativity, and Mike is one of the best offensive minds ever," says Weber. "So my pedigree is pretty good from that standpoint."

Following his Florida tenure, Weber spent a year traveling around the country to observe 16 different major college programs before spending one season as an assistant coach at Chaminade University in Hawaii. He was on the coaching staff at Iona College from 1991-95.

A native of Northport, NY, Weber helped Long Island Lutheran HS to a state title before playing collegiately at North Carolina State for Sloan and Jim Valvano. A four-year letterman, Weber redshirted during the Wolfpack's 1982-83 NCAA title season. He earned his degree in Business from North Carolina State in 1984. Phil's parents still live on Long Island, where his father coached basketball for over a decade at Cold Spring Harbor HS.

Phil is single and lives in Manhattan's popular Meatpacking/Chelsea section.

DAN D'ANTONI

Assistant Coach



Dan D'Antoni, whose distinguished basketball career has spanned both decades and miles, has found a home in the world's greatest hoop city.

"I love the place where I live. I just got a new house, and I'm coaching like hell to stay where I am," says Dan. "I like the organization, I like the area, I like playing in the Garden. There's nothing that doesn't want me to play and work and coach as hard as I can."

Dan is currently in his third season on the Knicks' staff and his sixth overall NBA coaching campaign. The older brother of Head Coach Mike D'Antoni, Dan, 63, officially joined the Knicks on Jun. 20, 2008. He came to New York following three seasons (2005-06 through 2007-08) as an assistant coach with the Phoenix Suns, helping to guide Phoenix to Pacific Division titles in 2006 and 2007.

Dan coached the Knicks squad at the 2010 NBA Summer League in Las Vegas, and recognizes the challenges that come with dealing with a new-look roster.

"It's really like coming here for the first time," says Dan. "Hopefully we'll have a stable roster that we can go with and grow with. It's going to be a very young team. Amar'e looks like the senior statesman. It's going to be more of developing players instead of managing and coaching them. That takes a little bit of time, but we're willing to put the time and the work in. I hope that the fans will stick with us and root for this team as they grow."

"He has a wealth of knowledge," says Head Coach Mike D'Antoni of his older brother. "He's been coaching now for 35 years and developed a lot of players. Just as a bench and developmental coach, he's very, very good."

Prior to joining the Suns in 2005, D'Antoni accumulated over 500 wins as head coach of Socastee HS in Myrtle Beach, SC, a position he had held for three decades beginning in 1975. Dan is also the founder of the Beach Ball Classic, the prestigious South Carolina high school Christmas basketball tournament that has showcased the likes of Kevin Garnett, Kobe Bryant, Jason Kidd, Vince Carter, Grant Hill, Rasheed Wallace and future Knick Raymond Felton (whom D'Antoni coached for two years in AAU ball). The Classic - which began as an eight-team affair in 1981 - has evolved into a 16-team national competition, with a girl's tournament added in 1998.

Dan was a point guard at Marshall University and as a senior in 1969-70, he served as the head coach of the Thundering Herd's freshman team that included brother Mike. Dan played for Marshall in two National Invitation Tournaments at Madison Square Garden; at the Old Garden on 49th Street in 1967 and at the current Garden in 1968. He also played at the Old Garden in Marshall's loss to Houston on Feb. 1, 1968, just 12 days after Houston's fabled Astrodome victory over UCLA. He led the Herd with a 17.5 scoring average in 1968-69.

D'Antoni graduated from Marshall in 1970 with a degree in Speech and Physical Education, and also earned a Master's degree in Principles of Guidance from Marshall in 1972. In 1970-71, he was as an assistant coach for Marshall's varsity team.

Dan was inducted into the Marshall University Athletics Hall of Fame in 1990 (brother Mike was inducted in 1997). After a tryout stint with the NBA's Baltimore Bullets, D'Antoni returned to coaching full-time at Socastee HS in 1975.

Basketball is a way of life for the D'Antoni family. In addition to brother Mike, father Lewis is a legendary high school basketball coach in West Virginia and Ohio, and was inducted into West Virginia's Sports Hall of Fame in May 2004.

Born in Mullens, WV on Jul. 9, 1947, Dan is the father of three sons, all of whom played collegiate basketball: Matt played at Brown University; Andrew attended West Point Academy and later served 3½ years in Iraq, rising to the rank of captain in the U.S. Army; and Nick attended William and Mary, where he was captain of the basketball team.

Dan and wife Vanessa are also proud parents of daughter Morgan (13). The D'Antoni family resides in Mount Kisco, NY, where its surface is diversified with hill and dale, mountain and plain.

KENNY ATKINSON

Assistant Coach



In just a few short years, Kenny Atkinson has seen the face of the Knickerbockers change around him. Now, as a new era in the club's history unfolds, he has a clear picture of what it will take to bring the team to the next level.

"I think the first issue is chemistry," says Atkinson, currently in his third season on the Knicks' coaching staff. "Whenever you have so many new players, you have to integrate them and get everybody on the same page. Mike will do a great job with that. Then the big thing is to help these guys get better. They get better themselves and we're there in a supporting role. For a coach, it's the most exciting thing, to have young players with a lot of talent and great potential. To get them better, that's really the best thing about where we're going and what we're doing."

Atkinson, 43, joined the Knicks staff on Aug. 6, 2008 and brought a strong background in the international game, player development and scouting to New York. The Long Island native is in his fourth overall NBA season. In 2007-08, he served as Director of Player Development for the Houston Rockets.

"Kenny develops young guys exceptionally well," says Head Coach Mike D'Antoni. "He's doing a great job with Toney Douglas and he'll continue to do that. We'll put other players with him this year. He's another guy that just gets on the floor. He's very passionate, extremely hard-working. He's a very big asset for the New York Knicks."

Raised in Huntington, NY, Atkinson joined the Knicks after a decade-and-a-half of playing and coaching overseas.

"This is Utopia, this is what everybody dreams of," says Atkinson. "To be working in a great environment with the New York Knicks and you're around your family, I don't think it gets any better than that."

"You have to experience New York for yourself," he continues. "I think the greatest thing about it is that the fans have been incredible. We sell out most of our games; we've had great support. Hopefully we'll get off to a good start and get them really involved."

Atkinson's NBA career follows an overseas odyssey in which he became a student of the international game. Kenny joined the Rockets in 2007 following three years as Director of Player Development/assistant coach for the Paris Basket Racing Club in France (2004-06). He has served as a Reebok EuroCamp Coach in Treviso, Italy during the summers of 2005 through 2010. He spent the summer of 2006 as Director of Player Development/assistant coach for the national team of the Republic of Georgia. In summer 2009, he participated in the NBA's Basketball Without Borders trip to Mexico City.

Prior to starting his coaching career in 2004, Atkinson played professionally in Italy, France, Germany and Spain from 1991 to 2004. He had tryouts with several NBA teams, including the Knicks in summer 1991.

"I would say my formation as a coach is more from an international standpoint," says Kenny. "That's where I learned to coach, and there's a big emphasis on skill work and shooting; an up-tempo and open style that's predicated on good skills."

Atkinson enjoyed a standout collegiate career at the University of Richmond. Kenny helped lead the Spiders to an NCAA Sweet 16 appearance with a 9.0 scoring average in 1987-88. As a senior co-captain, he scored a team-high 18.9 points in 1989-90, and earned All-CAA First Team honors as both a junior and senior.

Born on Jun. 2, 1967 in Huntington, NY, Kenny's extended family still lives on Long Island. A graduate of St. Anthony's High School (South Huntington, NY), Atkinson earned a degree in economics from Richmond in 1990. Kenny and his wife Laura live in Pleasantville, a village synonymous with extraordinary neighborliness, volunteerism, tranquility and tolerance, with their son Anthony (3) and daughter Annika (six months).

GREG BRITTENHAM

Director, Team Conditioning



Recognized as one of the NBA's senior and most respected strength and conditioning coaches, Greg Brittenham is in his 20th season with the Knicks.

"Athleticism is more than just lifting weights in the weight room," says Greg, a member of the staff for both Knicks Eastern Conference Championship teams of the 1990s. "It includes balance, body control, eye-hand co-ordination. It's no longer about just being in the weight room and seeing how big you can get."

"Greg has been with us for 20 years now, and what he does, he's got down pat," says Head Coach Mike D'Antoni. "A lot of our young players will need to develop physically, and he's done that and will continue to do so. His enthusiasm has not waned at all, and his experience level is unmatched."

"I get to work with a player who has reached his full potential athletically," says Greg. "Everybody has room for improvement and it's our job to find weak areas, then eliminate the weaknesses and enhance the strengths."

Brittenham is the holder of an undergraduate degree from the University of Nebraska at Kearney and a Masters degree in kinesiology from Indiana University. His father Dean is a 50-year veteran of the training field.

"I have known Greg and his father Dean going on 20 years now, all the way back to our days in Indiana together," says Knicks President, Basketball Operations Donnie Walsh. "He and Dean were both experts in speed development and functional conditioning, and he has taken his expertise to this franchise – the New York Knicks – for the last two decades."

Greg and his wife Luann have two children: Max (a Division I pitcher at Mount St. Mary's University) and Rachel (a point guard at Wofford College). Greg has backpacked through Alaska in 11 of the last 12 summers, including this past year's trip to Barroil, just below the Arctic Circle. He volunteers much of his time to working with area high school athletes.

During his Alaska trips, Greg is actively involved with the Fairbanks-based Challenge Life Youth Foundation, working with native Alaskan youth and emphasizing the importance of health and fitness, academic success, drug and alcohol education awareness and community and cultural heritage.

MIKE MARTINEZ

Equipment Manager



Veteran staffer is currently in 19th season as equipment manager, 22nd overall campaign w/Knicks...Oversees team's locker room setup at the Garden and on the road, as well as MSG Training Center in Greenburgh...Responsible for the acquisition, purchasing and maintenance of all uniforms, apparel and game equipment...Supervises Knicks' game-night ballboy staff...Has accompanied Knicks on all road trips for the past 14 seasons...Originally joined Knicks as ballboy in 1989-90, and was promoted to equipment manager in 1992-93...Has also served as equipment manager for Garden college basketball (including Big East Tournament) and arena football CityHawks (1997-98)...Long Island native; joined Knicks while still a student at SUNY-Farmingdale...Graduate of Long Island's Walter G. O'Connell Copiague HS...Avid follower of the international soccer scene...Mike and wife Susan live in the hamlet of Valhalla, named after the heavenly hall of slain warriors in Norse mythology, and are proud parents of three children: son Mikaele (5) and daughters Milan (4) and Mia Scarlett (2).

MATT HARDING

Advance Scout/Video Scout



- One of the Knicks' senior support staffers assumes expanded duties for the 2010-11 season...Promoted to current position in summer 2010 following nine seasons as video coordinator...Based out of the state-of-the-art video setup at MSG Training Center in Greenburgh, Matt's increased responsibilities include advance scouting of upcoming opponents, video scouting, overseeing all specialized statistical information and working closely with the coaching staff on upcoming game plan information...Accompanies Knicks on most road trips.
- Currently in his 19th overall season with Knicks (15th fulltime)...Originally joined Knicks in 1992-93 as a game night statistical assistant to the coaching staff...Joined on a fulltime basis as training site assistant in 1996-97...Named assistant video coordinator in 1998-99, promoted to video coordinator in 2001-02...

Broke into pro sports in 1992 as coaching staff intern with the Orlando Magic under Matt Guokas.

- 1991 graduate of the University of Rhode Island (BA, Journalism)...Proud native of Joe Lapchick's hometown of Yonkers...Graduate of Saunders Trades and Technical HS...Lives in Yorktown Heights, NY, a town named in commemoration of America's decisive Revolutionary War victory at Yorktown, VA.

MIKE SMITH

Video Coordinator/Video Scout



- Currently in his seventh full season with the Knicks, promoted to present position on eve of 2010-11 season...Based out of the state-of-the-art video setup at MSG Training Center in Greenburgh, Mike's responsibilities include pre-NBA Draft scouting edits, assisting the coaching staff at practices and workouts, individual player video analysis, producing specialized statistical information, and assisting advance scout/video scout Matt Harding with opponent video analysis...Accompanies Knicks on all road trips.
- Originally joined Knicks in December 2003 as assistant video coordinator...Smitty broke into NBA in 2003 as video intern with Boston Celtics for second half of 2002-03 season.
- 2003 graduate of the University of Maryland (BS, decision and information systems)...Proud native of Dover, NH, the oldest permanent settlement in the state and the seventh oldest in the country...Single...Lives in Manhattan.

DR. LISA CALLAHAN

Director, Player Care



- Dr. Lisa R. Callahan is currently in her seventh season overseeing the medical staffs of both the Knicks and the WNBA Liberty...Named as Director, Player Care in September 2004.
- Co-founder and medical director of the Women's Sports Medicine Center at the Hospital for Special Surgery in Manhattan, rated the Northeast's top orthopedic facility for the last 20 consecutive years by U.S. News and World Report...Founding director of the Primary Care Sports Medicine Fellowship Program at the Hospital for Special Surgery...Extensive experience has included serving as a team physician for the NFL Giants, the WUSA New York Power, and at Stanford University and San Jose State University...In addition to Knicks duties, also serves as associate professor of clinical medicine at the Weill Medical College of Cornell University...Has completed two terms on the board of directors of the American Medical Society for Sports Medicine.

• North Carolina native...Alumni Honors Scholar at East Carolina University, earning a Bachelor's degree (magna cum laude) in 1983 and a Medical degree in 1987...Earned Distinguished Alumnus of the Year honors from East Carolina in 2006...Author of *The Fitness Factor: Every Woman's Key to a Lifetime of Health and Well-Being* (Lyons Press, 2002)...Contributing editor and columnist for *Self* magazine...Avid skier, weightlifter and road and off-road cyclist...Dr. Callahan and her husband Mark live in Manhattan.

ROGER HINDS

Head Athletic Trainer



- NBA veteran is currently in his sixth season as head athletic trainer (joined Knicks on Jul. 12, 2005)... Big Apple native is just the sixth head trainer in the franchise's 65-year history, joining Jim Nevins, Don Friederichs, Bill Norris, Danny Whelan and Mike Saunders.
- Currently in his 18th overall NBA season...Served for eight years (1996-97 through 2003-04) as head athletic trainer for the Dallas Mavericks...Joined the Mavs after four seasons (1992-93 through 1995-96) as assistant athletic trainer and strength and conditioning coach for the Atlanta Hawks, serving under longtime Hawks trainer Joe O'Toole.
- Certified athletic trainer (1981), performance enhancement specialist (2006) and corrective exercise specialist (2007)...Served as strength and conditioning coach for the gold medal-winning U.S. Olympic Team at the 1996 Atlanta Games...From 2001-04, served as president of the National Basketball Athletic Trainers Association Foundation, a non-profit charitable organization that promotes the athletic training profession and raises funds for deserving groups and charities...Contributing author of two books: *Total Fitness the NBA Way* (Perennial Currents, 2000) and *Condition the NBA Way* (Cadell & Davies, 1994).
- Frequent guest speaker before local and national youth and community groups...In 2009 and 2010, served as guest reader for pre-schoolers as part of City of Newark's Head Start health awareness program for youth and parents...In Spring 2010, co-hosted an online film-web program for the NBA/Taco Bell Light Menu Initiative, with Milwaukee's Brandon Jennings and Basketball Hall of Famer Bob McAdoo...In June 2009, addressed the Athletes in Action Sports Medicine clinic at NATA conference in San Antonio...In August 2009, visited his birthplace for the first time in more than three decades by hosting a basketball training workshop for the Trinidad and Tobago Basketball Federation in Port of Spain, Trinidad...Addressed West Point Cadets at Fellowship of Christian Athletes meeting in Sept 2009...Taught a course in athletic training for the Argentine Basketball Association following 1996 Atlanta Olympics.
- Enjoyed 12-year tenure at the College of Charleston prior to his NBA career...Served as school's head athletic trainer (1980 through 1990) and director of sports medicine (1990 through 1992)...Also served as an adjunct professor in the health, physical education and recreation department and as a strength and conditioning coach.
- 55 years old; born Aug. 24, 1955 in Port of Spain, Trinidad; moved to Brooklyn with his family at age eight...One of six children...Avid Knicks fan during his formative years in NYC...Member of Brooklyn Prep's final graduating class (1972)...Earned Bachelor of Science degree in Physical Education from Brooklyn College in 1977 and Master of Science degree in Physical Education from Indiana State in 1978.
- Roger and his wife Carmen have four children: Jade, Aja, Andre and Greg...The Hinds family makes its home in The Gateway to New England, Danbury, CT, and is active in local church activities...In September 2007, Roger started the Milford, CT chapter of All Pro Dads, a volunteer organization spearheaded by former NFL coach Tony Dungy with the goal of helping men become better fathers.

DAVE HANCOCK

Director, Training & Conditioning



- Worldwide veteran of training field is currently in third year (second full season) with Knicks...Joined Knicks in Nov 2008 as first team performance specialist in club history...Specializes in injury prevention, treatment and rehabilitation of injured players...Performs head-to-toe screening among other duties...Oversees team training and conditioning efforts and serves as liaison between coaching and medical/training staffs...Travels with Knicks throughout the season.
- Joined Knicks following training career of more than a decade in his native Great Britain...Worked as a physiotherapist for England's national team at 2010 World Cup, starting in pre-tournament camp and working throughout the competition...Prior to joining Knicks, was head physiotherapist for famed Chelsea football club in the English Premier League from 2006-08 (member of Chelsea's FA Cup and Carling Cup champions in 2007 and Champions League Finalist in 2008)...Also served as head physiotherapist for Leeds United from 2000-06 and head academy physiotherapist for the Blackburn Rovers from 1998-2000...Career in English Premier League started as assistant (and then head) physiotherapist for

the Wolverhampton Wanderers from 1993-98...Also enjoyed tenures with the Leeds Rugby Team (in 1993) and as junior and senior physiotherapist at St. James Hospital in Leeds.

- Earned Bachelor of Health Science-Physiotherapy degree from Leeds University in 1993, and a diploma in Sports Physiotherapy from Manchester University in 1996...Holds a Master's degree in Sports Medicine from Nottingham University (1998) and a diploma in Muscular Physiotherapy from Sheffield University (2008)...Has published several papers on athletic treatment, centering on ankle and knee/ACL rehabilitation.
- Native of Wimbledon; raised in Surrey...Moved to the United States upon hiring by Knicks in 2008...Lives in The Birthplace of the State of New York, the city of White Plains, with girlfriend Kelly and their son, Archie (2½).

ANTHONY GOENAGA

Assistant Athletic Trainer



- Anthony is in his seventh season as assistant athletic trainer, 16th overall season with Knicks...Assists in all areas of medical therapy/treatment, including individual work with players and player physical therapy assignments...Accompanies Knicks on all road trips and is responsible for maintaining medical room setups at the Garden, MSG Training Center and on the road...Helps coordinate individual players' off-season rehab and injury-prevention programs, including traveling throughout the summer to players' homes...Has served as trainer for Knicks' Summer League squad in Las Vegas for last six years.
- Originally joined Knicks in 1995-96 as training staff intern, then served as trainers room attendant prior to promotion to fulltime position in 2004...Named to current post for 2004-05 season.
- NBA training career has spanned the globe in recent years...In summer 2009, accompanied a contingent of NBA players and coaches on League-sponsored goodwill tour of China...In summers 2008 and 2010, served as trainer for the U.S. Olympic Select Team in Las Vegas...In 2007, was athletic trainer for NBA's Basketball Without Borders Brazil tour to Sao Paulo...Also worked at the 2007 NBA Pre-Draft camp at Orlando.
- Certified athletic trainer, physical therapist and performance enhancement specialist...Completed undergraduate work at Purchase College (Bachelor's degree, Biology, 1997) and graduate work at Long Island University (Bachelor's degree, Health Science; Master's degree, Physical Therapy, 2000)...Became certified athletic trainer in 2002...In addition to Knicks duties, had also worked as a therapist at the Columbia-Presbyterian Center for Sports Therapy.
- Big Apple native now lives in the county seat of Westchester, White Plains, with his wife Carolina and their two sons: 2-year old Aidan (born on Jun 7, 2008 at 9 p.m.; resulting in 6/7/8/9 symmetry) and newborn Daniel (Aug. 25, 2010)...Fluent in Spanish...Last name is pronounced go-e-NA-ga.

ALLAN HOUSTON

Assistant to the President for Basketball Operations



Currently in his third season in front office role following stellar playing career... Two-time NBA All-Star was named to current position on Nov. 7, 2008... Assists team President, Basketball Operations Donnie Walsh in various on- and off-court activities, including individual work with players and traveling with team on the road... Represents organization at various charity and business functions.

One of Knicks' all-time greatest performers averaged 17.3 points over 12 NBA seasons, including nine years in New York (1996-97 through 2004-05)... NBA All-Star as a Knick in 2000 and 2001... Fourth on all-time Knicks career scoring list with 11,165 points, trailing only Hall of Famers Patrick Ewing (23,665), Walt Frazier (14,617) and Willis Reed (12,183)... Second in three-point field goals (921, to John Starks' 982), third in free throw percentage (.872), ninth in scoring average (18.5)

and sixth in minutes (21,724) on Knicks' all-time lists... Key member of Knicks 1999 Eastern Conference Championship team, authoring perhaps single most-famous shot in club history: running one-hander that went off both the rim and backboard, then dropped in with :00.8 left to give NY series-clinching 78-77 win in Game Five of first Playoff round at Miami (May 16, 1999)... Career-high 53 points at Lakers, Feb. 16, 2003... Tenth on all-time NBA Playoff list in three-point shooting percentage (.420)... Originally signed with Knicks as a free agent on Jul. 14, 1996, after three seasons with Detroit... Limited by knee injuries to 70 games over last two Knicks seasons, announced retirement on Oct. 17, 2005... Re-signed by Knicks prior to training camp in both 2007 and 2008 in injury-shortened comeback bids.

Averaged 8.0 points for Gold medal-winning U.S. squad at 2000 Summer Olympics in Sydney... Finished college career as Tennessee's all-time leading career scorer with 2,801 points, breaking prior mark held by former Knicks President & GM Ernie Grunfeld (2,249).

Longstanding community efforts earned him recognition for six straight years (2000 through 2005) as one of The Sporting News' "Good Guys in Sports"... The Allan Houston Foundation was created with the following mission: To facilitate individual and collective growth through initiatives that: 1. Restore a strong family unit; 2. Provide economic empowerment through entrepreneurship; 3. Encourage education and life skill development; 4. Enhance spiritual growth... As part of Allan Houston Legacy Foundation, hosts annual "Father Knows Best" Basketball Retreat with his father Wade Houston. Effort is a Christian faith-based weekend retreat designed to help fathers develop and strengthen their relationships with pre-teen and teenage sons (after five years as a New York-based event, program expanded to Detroit and Atlanta in 2009, Louisville in 2010)... Allan and wife Tamara traveled to Israel for week-long goodwill trip in summer 2009, which included meetings with civic leaders and basketball clinics under auspices of Jewish Community Relations Council of New York... National spokesman for National Fatherhood Initiative and 100 Black Men National Youth Conference... Honored by New York Press Photographers Association with 1999 "Good Guy" award... Oversaw "Allan's Courtside Classroom" program initiated in 1998, focusing on rewarding NYC high school students and students from selected schools in Westchester County... In 2003, created the Wade Allan Houston Scholarship at the University of Tennessee.

39 years old (Apr. 20, 1971; Louisville, Ky.)... Allan and wife Tamara are proud parents of five children: daughter Remie (11; born on Jun. 12, 1999, day after Allan's 32-point heroics in Eastern Conference-clinching Game Six vs. Pacers), son Allan (9) and daughters Rowan (6), Jade (3) and Jodi Jean (2)... Played for his father Wade, then head coach at Tennessee, as a collegian... Father and mother, Alice, are partners in Louisville-based Dallas & Mavis, the nation's largest minority-owned trucking and supply company... Earned BA degree in African-American Studies from Tennessee... For news and community updates, visit www.AllanHouston.com.

JOHN STARKS

Alumni Relations and Fan Development Advisor



Currently in his seventh season as a member of Knicks front office after tenure as one of the most popular, tenacious and electrifying players in team history... Named to current post on Oct. 6, 2004... Involved in day-to-day efforts to expand Knicks Alumni Relations, Community Relations and Fan Development programs... Provides support in sponsor, suite sales and marketing efforts.

All-out style stamped him as one of city's most popular athletes during memorable eight-year Knicks career (1990-91 through 1997-98)... NBA All-Star in 1994, All-Defensive Second Team in 1992-93, League's Sixth Man of the Year in 1996-97... Averaged 14.1 points as a Knick and played key role on 1994 Eastern Conference Championship team... Knicks' all-time career leader in three-point field goals (982), 11th in total points (8,489), eighth in assists (2,394), seventh in steals (711)... Authored one of the most famous plays in team history - "The Dunk" - in final minute of NY's win over Chicago in Game Two of 1993 Eastern Conference Finals (May 25, 1993).

Averaged 12.5 points over standout 13-year NBA career with Golden State (1988-89, and 1998-99 through 1999-2000), Knicks (1990-91 through 1997-98), Chicago (1999-2000) and Utah (2000-01 through 2001-02)... Went 1,222-3,591 (.340) career from three-point range... Tenth on all-time NBA Playoff list with 176 post-season three-pointers.

In front office position, continues longstanding tradition of community involvement established during his playing days... Perennial figure in Metropolitan area with myriad of youth-oriented efforts... Since 1994, has overseen the nonprofit John Starks Foundation, which provides academic scholarships to high school seniors based in NY tri-state area and hometown of Tulsa, OK... On Sep. 20, 2010, hosted the 15th annual John Starks Celebrity Classic Golf Tournament at the Fairview (CT) Country Club (since 1995, the Classic has raised funds of over \$750,000 for the John Starks Foundation)... For more than a decade, oversaw John Starks Youth Basketball Camp in Purchase, NY... In 1997, was male winner of Hank Iba Citizen Athlete Award, in addition to "Good Guy" Award from New York Press Photographers Association... In business arena, is spokesman and partner for revolutionary Zipway athletic pants line, unveiled in April 2007 (www.zipwayUSA.com) and now an official NBA licensee... Motivational speaker who has addressed some of the area's most prestigious business firms... For news and community updates, visit www.johnstarks.com.

45 years old (Aug. 10, 1965; Tulsa, OK)... Served for two seasons (2002-03 and 2003-04) as head coach of USBL's Westchester Wildfire... John's autobiography, *John Starks: My Life*, was released by Sports Publishing in 2004... John and wife Jacque have three children, John Jr. (23), Chelsea (18) and Tiara (10). The Starks family lives in Stamford, CT.

NEW YORK KNICKS TEAM DIRECTORY

Team Executive Management

Executive Chairman,
Madison Square Garden & NBA Governor..... James L. Dolan
President & Chief Executive Officer,
Madison Square Garden & NBA Alternate Governor... Hank J. Ratner
President, Basketball Operations &
NBA Alternate Governor.....Donnie Walsh
President, MSG Sports.....Scott O'Neil
Executive Vice President,
Business Development & Operations.....Casey Coffman
Executive Vice President,
Marketing & Tickets Sales.....Howard Jacobs
Senior Vice President, Finance & Controller.....John Cudmore
Senior Vice President, Marketing Partnerships.....Greg Elliott
Senior Vice President, Basketball Operations.....Glen Grunwald
Senior Vice President,
Legal & Business Affairs – Sports Operations.....John Master
Senior Vice President, Sports Team Operations.....Mark Piazza
Deputy General Counsel & Senior Vice President,
Legal and Business Affairs – Team Operations.....Marc Schoenfeld

Madison Square Garden Executive Management

President, MSG Media.....Michael Bair
President, MSG Entertainment.....Jay Marciano
President & General Manager, New York Rangers.....Glen Sather
Executive Vice President,
General Counsel & Secretary.....Lawrence Burian
Executive Vice President, MSG Sports Bookings &
Arena Transformation.....Joel Fisher
Executive Vice President,
Sales Marketing & Strategic Planning.....Michael Guth
Executive Vice President, Facilities.....Tim Hassett
Executive Vice President, Administration.....Joseph Lhota
Executive Vice President & Chief Financial Officer...Robert Pollichino
Executive Vice President, Communications.....Barry Watkins
Senior Vice President & General Manager,
MSG Interactive.....Scott Richman

Basketball Staff

Head Coach.....Mike D'Antoni
Assistant Coaches.....Herb Williams, Phil Weber,
Dan D'Antoni, Kenny Atkinson
Director, Team Conditioning.....Greg Brittenham
Head Athletic Trainer.....Roger Hinds
Assistant Athletic Trainer.....Anthony Goenaga
Video Coordinator.....Matt Harding
Assistant Video Coordinator.....Mike Smith
Equipment Manager.....Mike Martinez

Basketball Operations

Vice President, Basketball Operations.....Jamie Mathews
Director, Player Personnel.....Misho Ostarcovic
Director, Pro Scouting & Free Agency.....John Gabriel
Director, East Scouting.....Rodney Heard
Director, West Scouting.....Mark Hughes
Director, International Scouting.....Kevin Wilson
Scouts.....Ben Jobe, Scott McGuire,
Walker D. Russell, Steve Yoder
Assistant to the President for Basketball Operations...Allan Houston
Director, Team Operations.....Chris Bernard
Director, Security.....John Donohue
Manager, Basketball Administration &
Team Travel.....Marivic Lardizabal
Executive Assistant to President & Head Coach.....Dianela Correia
Manager, Scouting.....Kristian Petesic

Sports Team Operations

Vice President, Sports Team Operations.....Jason Vogel
Administrator, Sports Team Operations.....Tim Criscitelli
Coordinator, Sports Team Operations &
Integrated Media.....Caroline Giglio

Medical Staff

Director, Player Care.....Dr. Lisa Callahan
Team Orthopedist.....Dr. Answorth Allen
Director, Training and Conditioning.....Dave Hancock
Performance Specialist.....Andy Barr

Public Relations

Vice President, Public Relations.....Jonathan Supranowitz
Vice President,
Business Public Relations – MSG Sports.....Stacey Escudero
Vice President, Publicity, Sports Teams.....Kaley Hoffman
Director, Media Relations.....Nick Brown
Manager, Public Relations.....Alyson Furch
Coordinator, Media Relations.....Gregg Schwartz
Team Historian & Writer.....Dennis D'Agostino

Marketing

Vice President, Marketing.....Hunter Lochmann
Manager, Marketing.....Susan Williamson
Coordinator, Marketing.....Jordan Maleh
Coordinator, Marketing.....Shubha Shukla
Art Directors.....Lindsay Amerault, Colleen Deng, Alex Mount

Event Presentation

Vice President, Event Presentation.....Shawn Bennett
Director, Entertainment Marketing.....Michelle Harris
Manager, Event Presentation.....Lauren Trusty
Music Director.....Ray Castoldi
Floor Director.....Emily Livacari
Coordinating Producer.....Faith Astrada
Administrator, Entertainment & Dance Teams.....Danielle Minnaugh

Community Relations & Fan Development

Vice President, Community Relations &
Fan Development, Teams.....Karin Buchholz
Vice President, Community Relations, Teams.....Kerryann Tomlinson
Vice President, Fan Development &
Field Marketing, Teams.....Dan Gladstone
Director, Special Projects & CR Representative.....Cal Ramsey
Alumni Relations & Fan Development Advisor.....John Starks
Community Relations and Field Marketing Specialist.....Troy Bowers
Manager, Community Relations.....Artie Bayes
Manager, Fan Development & Field Marketing.....Chris Sloan
Coordinator, Community & Public Relations.....Ashley Blackwood
Coordinator, Field Marketing.....Shelly Calem

Finance

Vice President, Finance.....Patrick McDonough
Director, Accounting.....Dean J. Cannizzo
Director, Accounting.....Brandy Champion
Senior Staff Accountant.....Ray Cervone
Staff Accountants.....Cory Green, Robert Lunetta
Accounts Payable Coordinator.....Dularie Harris
Senior Administrative Assistant.....Jen Bianchi

Legal & Business Affairs

Vice President, Legal & Business Affairs –
Team & Sports Operations.....Jamaal Lesane
Vice President, Legal & Business Affairs.....Christina Song

MSG Interactive

Vice President, Interactive.....Heather Pariseau
Director, Interactive Sports Programming.....Chris Creud
Programmer, Editor & Producer, Interactive.....Ricky Henne

Business Development

Vice President, Business Development.....Alex Michael
Director, Sales Analysis.....Jungbin Song

Human Resources

Vice President, Human Resources.....Alan Gershowitz

NEW YORK KNICKS TEAM DIRECTORY

Ticket Sales, Service and Retention

Vice President, Ticket Sales, Service & Retention.....Drew Cloud
Vice President, Relocation.....Bill Goldstein
Director, Season Ticket Service & Retention.....Jamie Morningstar
Director, Inside Sales.....Adam Campbell
Director, Sales and Service, Group Sales.....Marcia Steinberg
Manager, New Business Development.....Stephen Conti
Managers, Client Relationships.....Boris Bereza, Joel DeCastro,
Mandy Fikier, Julie Goraj, Odie Paula, Ashley Turner
Senior Account Executives.....Stephen Cerasoli, Jim Dasilva
Account Executives.....Sari Brandwine, Oliver Davis-Urman
Keith Doran, Stephanie Groia,
Zach Peikon, Mark Picardo, Evan Sahr
Sales Representatives.....Steve Aveni, Michael Badala
Kaitlen Birnie, Austin Byrd, Scott Dello-Iacono
Mike Egan, Matt Fields, Ryan Fischer, Adam Goodman
Matt Grodd, Michael Hollis, Chelsea Krueger
Alexandra Layman, Kathryn LePore
Karl Quinn, Andy Spentzos, Ben Stein
Atif Stevenson, Jason Velez, Melissa Zornberg
Account Coordinator.....Michael Rucker
Account Executives, Group Sales...Jim Celliberti, Constance Stormer
Group Sales Specialists.....John Brennan, Ed Henry, Ebony Jenkins
Ben Pincus, Matt Schulman, Brian Wendth
Group Sales Coordinator.....Molly Larson
Administrative Assistant.....Diana Pavan

Transformation Sales

Senior Vice President, Transformation Sales.....Sean Barror
Senior Vice President, Transformation Sales.....Ron Skotarczak
Director, Account Management, Transformation Sales.....Lauren Heiser
Account Manager, Transformation Sales.....Michelle LaMothe
Manager, Creative Services, Transformation Sales.....Melissa Brusca
Executive Assistant to the President, MSG Sports.....Denise Schuler
Senior Administrative Assistant, Transformation Sales..Joelle Hirsch

Marketing Partnerships

Vice President, Marketing Partnerships, Rangers.....Mark Foxton
Vice President, Marketing Partnerships, Knicks/Liberty.....John Clark
Directors, Activation and Development.....Shavonne Dargan,
Brett Hurwitz
Managers, Activation and Development.....Erica Diesel,
Joseph DiNapoli, Natasha Eno, Nathan Finkel
Sales Managers, Marketing Partnerships.....Emil Calcano
Adam Davis, Shannon Fox, Stuart Heifetz
Marlene McDade, William Micko
Sales Coordinators, Marketing Partnerships.....Brian Ciccone
Brandon Templeton

Creative Services Coordinator,
Marketing Partnerships.....Nicole Marinake
Senior Administrative Assistant,
Marketing Partnerships.....Laura Lash

Corporate Entertainment Solutions

Senior Vice President,
Corporate Entertainment Solutions.....Mike Ondrejko
Vice President, Corporate Entertainment Solutions.....Sean Downes
Director, Premium Services.....Lisa Banbury
Director, Database and Marketing.....Julia Holland
Directors of Sales.....Matt Goodman, Michael O'Brien
Manager, Premium Services.....Eileen Costello
Manager, Suite Sales Operations.....Melissa Brennan
Account Executives,
Corporate Entertainment Solutions.....Melinda Churchville
Eric Eways, Jennifer Freeland, Jared Schoenfeld
Senior Account Coordinator, Premium Services.....Steve Elias
Account Coordinator, Premium Services.....Jennifer Crawford
Account Coordinator, Suite Sales and Services.....Lauren Authement
Account Executive,
Corporate Entertainment Solutions.....Lydia Tobiasz
Senior Administrative Assistant,
Corporate Entertainment Solutions.....Lola Hoye

Broadcast Information

Radio: ESPN Radio 1050 AM.....Gus Johnson, John Andriese
Spanish Radio: WADO 1280 AM.....Alfredo Bejar
Juan Antonio Cains, Clemson Smith-Muniz
Television: MSG.....Mike Breen, Walt Frazier, Kenny Albert

Team Information

Website.....nyknicks.com
Arena.....Madison Square Garden (19,763)
First Knicks game in arena.....Feb. 14, 1968

Editorial content provided by Dennis D'Agostino

Special thanks to George Kalinsky, Team Photographer, Rebecca Taylor and Angela Cranford of MSG Photo Services. Additional photographs by Avi Gerver and David Saffran, MSG Photos.

Special thanks to Bob Rosen and Chris Thorn of Elias Sports Bureau, Robert Bradley from Phoenix, AZ and Joe Cronin of Citrus Heights, CA.

Book design and production provided by Jahaun Umar.

Game Statisticians/Public Relations/Press Attendants: Mike Azzarella, Rorie Capparelli, Burton Chawia, Anthony DiGiovanni, Roberto Gutierrez, Deon Goodman, Stephanie Hess, David Kabrin, Young Kim, Kimberly Kinnard, Hned Lamptey, Mike Liotta, Alex Marchfeld, Katherine Papelian, Dominique Pickers, Max Puro, Nicole Platt, Teresa Resch, David Robbins, Terri Robinson, C.J. Stroth, Tom Walsh, Steve Yanofsky
Computer Technicians: Kevin Chang, Joaquin Gatluda
Music: Courtney Benjamin, Chad Dinzes, Mark Lee, Carlos Perez, DJ Rumor, DJ Sofie Fatale, DJ Soul
Gardens: Alex Aponte, Ron Kish, Jeff Michalak, Nick Persichilli
NYK Floor Director: Emily Livacari
Seventh Ave Squad: David Andriani, Aisha Arabi, Law Artis, Brian Bizzell, Daniel Brown, Tamara Cacchione, Bruce Connor, Lisa D'Alessandro, Bradley Everett, Anthony Furia, David Gamboa, Latoya Jackson, Jessica Kondrick, Brandon Linton, Jason Negrón, Francois Nicolas, George Quinones, Jack Ryan, Darrell Smith, Keith Walker

Fan Cam Directors: Michael Cea, Joseph Ciancarelli, Brian Ix, Jennifer Vitera
Knicks Street Team: Davan Allison, Imax Esh, Dayan Floyd, Cherise George, Danny Gonzalez, Latoya Jackson, Chris Jean, Danny Ourian, Nygel Roach, Jonathan Servil, Julia Smith
Visiting Statisticians: Howie Karpin, John LaBomarda, Pete Rawson, the legendary Bob Rosen, Anthony Sarpi, Jim Stamos, Marc Tand
Lockerroom Attendants: Edgar Burgos, Matt Dunbar, Matthew Hamdan, Marc Heller, Alex Immella, Robert Mangan, Daniel Mark, Shannon Ribler, John Sanchez, Larry Stewart, Edward Wheby
MSG Event Production: Bonnie Klinefelter, Timothy Parsaca, Steve Taylor
Building Operations: Charles Cheeks, Pat Coyne, Fred Douglas, Mike Fitzgerald, John Licata, Bill Martino, Ed Nelson, Joe Patasco, Michael Sciotrino, Malcolm Shaw, Derek Smith, John Sorrento, Paul Young
MSG Voice Services: Bill Bolan, Joe Connolly, Louis Hinkson, Ron Hocking
Box Office: Bob Beatty, John Buschhorn, Mark Rasmussen, John Stuis

THE TEAM BEHIND THE TEAM

THE TEAM BEHIND THE TEAM



Executive Management
Casey Coffman
Executive Vice President,
Business Development &
Operations



Executive Management
Howard Jacobs
Executive Vice President,
Marketing & Ticket Sales



Executive Management
John Cudmore
Senior Vice President,
Finance & Controller



Executive Management
Greg Elliott
Senior Vice President,
Marketing Partnerships



Executive Management
John Master
Senior Vice President,
Legal & Business Affairs -
Sports Operations



Sports Team Operations
Tim Criscitelli
Administrator,
Sports Team Operations



Sports Team Operations
Caroline Giglio
Coordinator, Sports Team
Operations & Integrated
Marketing



Public Relations
Jonathan Supranowitz
Vice President,
Public Relations



Public Relations
Stacey Escudero
Vice President, Business
Public Relations



Public Relations
Kaley Hoffman
Vice President, Publicity
Sports Teams



Executive Management
Mark Piazza
Senior Vice President,
Sports Team Operations



Executive Management
Marc Schoenfeld
Deputy General Counsel &
Senior Vice President, Legal
and Business Affairs -
Team Operations



Basketball Operations
Jamie Mathews
Vice President,
Basketball Operations




Basketball Operations
Misho Ostarcevic
Director, Player Personnel




Basketball Operations
John Gabriel
Director, Pro Scouting &
Free Agency



Public Relations
Nick Brown
Director, Media Relations



Public Relations
Alyson Furch
Manager, Public Relations




Public Relations
Gregg Schwartz
Coordinator,
Media Relations



Public Relations
Dennis D'Agostino
Team Historian & Writer



Marketing
Hunter Lochmann
Vice President, Marketing



Basketball Operations
Rodney Heard
Director, East Scouting



Basketball Operations
Mark Hughes
Director, West Scouting



Basketball Operations
Kevin Wilson
Director,
International Scouting



Basketball Operations
Ben Jobe
Scout



Basketball Operations
Scott McGuire
Scout



Marketing
Susan Williamson
Manager, Marketing



Marketing
Jordan Maleh
Coordinator, Marketing



Marketing
Shubha Shukla
Coordinator, Marketing



Marketing
Lindsay Amerault
Art Director



Marketing
Colleen Deng
Art Director



Basketball Operations
Walker D. Russell
Scout



Basketball Operations
Steve Yoder
Scout



Basketball Operations
Chris Bernard
Director, Team Operations



Basketball Operations
John Donohue
Director, Security



Basketball Operations
Marivic Lardizabal
Manager, Basketball
Administration &
Team Travel



Marketing
Alex Mount
Art Director



Event Presentation
Shawn Bennett
Vice President,
Event Presentation



Event Presentation
Michelle Harris
Director,
Entertainment Marketing



Event Presentation
Lauren Trusty
Manager,
Event Presentation



Event Presentation
Ray Castoldi
Music Director



Basketball Operations
Dianela Correia
Executive Assistant to
President & Head Coach



Basketball Operations
Kristian Petesic
Manager, Scouting



Basketball Operations
Dr. Answorth Allen
Team Orthopedist



Basketball Operations
Andy Barr
Performance Specialist



Sports Team Operations
Jason Vogel
Vice President,
Sports Team Operation



Event Presentation
Emily Livacari
Floor Director



Event Presentation
Faith Astrada
Coordinating Producer



Event Presentation
Danielle Mirnaugh
Administrator,
Entertainment & Dance
Teams



Community Relations
Karin Buchholz
Vice President,
Community Relations &
Fan Development, Teams



Community Relations
Kerryann Tomlinson
Vice President,
Community Relations,
Teams

THE TEAM BEHIND THE TEAM

THE TEAM BEHIND THE TEAM



Community Relations
 Dan Gladstone
 Vice President,
 Field Marketing and Fan
 Development, Teams



Community Relations
 Cal Ramsey
 Director,
 Special Projects &
 CR Representative



Community Relations
 Artie Bayes
 Manager,
 Community Relations



Community Relations
 Chris Sloan
 Manager,
 Fan Development &
 Field Marketing



Community Relations
 Ashley Blackwood
 Coordinator, Community &
 Public Relations




Photo Services
 Zoey Klein
 Coordinator,
 Photo Services



MSG Training Center
 Miguel Vazquez
 Director,
 Building Operations



MSG Training Center
 Kristine DeRosa
 Manager, Building
 Operations



MSG Training Center
 Kevin Deegan
 Security Supervisor



Event Production
 Josephine Traina
 Director, Production
 Services



Community Relations
 Shelly Calam
 Coordinator,
 Field Marketing



Community Relations
 Troy Bowers
 Community Relations and
 Field Marketing Specialist



Finance
 Patrick McDonough
 Vice President, Finance



Finance
 Dean J. Cannizzo
 Director, Accounting



Finance
 Brandy Champion
 Director, Finance
 Marketing Partnerships



Event Production
 Emmanuel Thomas
 Manager, Production
 Services



Game Night Staff
 James Ahn
 Computer Technician



Game Night Staff
 Jon Berger
 Statistical Inputter




Game Night Staff
 James Celiberti
 Team Video



Game Night Staff
 Stewart Davis
 Clock Operator



Finance
 Ray Cervone
 Senior Staff Accountant



Finance
 Cory Green
 Staff Accountant



Finance
 Robert Lunetta
 Staff Accountant



Finance
 Dularie Harris
 Accounts Payable
 Coordinator



Finance
 Jen Bianchi
 Senior Administrative
 Assistant



Game Night Staff
 Anthony DiGiovanni
 Press Attendant



Game Night Staff
 Rob Durr
 Statistical Inputter



Game Night Staff
 Tony Fiumefreddo
 Statistical Inputter



Game Night Staff
 David Gardella
 Statistician



Game Night Staff
 Robert Goerke
 Official Scorer



Legal & Business Affairs
 Jamaal Lesane
 Vice President,
 Legal & Business Affairs



Legal & Business Affairs
 Christina Song
 Vice President,
 Legal & Business Affairs



MSG Interactive
 Heather Pariseau
 Vice President, Interactive



MSG Interactive
 Chris Creed
 Director, Interactive
 Sports Programming



MSG Interactive
 Ricky Henne
 Programmer, Editor &
 Producer, Interactive



Game Night Staff
 Roberto Gutierrez
 Press Attendant



Game Night Staff
 Barry Hochhauser
 Official Scorer



Game Night Staff
 Jonathan Kellner
 Statistical Inputter



Game Night Staff
 Paul Kim
 Computer Technician



Game Night Staff
 Jordi Kushner
 Statistical Inputter



Business Development
 Alex Michael
 Vice President,
 Business Development



Business Development
 Jungbin Song
 Director, Sales Analysis



Photo Services
 George Kalinsky
 Team Photographer



Photo Services
 Rebecca Taylor
 Vice President,
 Photo Services




Photo Services
 Angela Cranford
 Manager,
 Photo Services



Game Night Staff
 Mike Mascaling
 Computer Technician



Game Night Staff
 Augusto Matias
 Computer Technician



Game Night Staff
 Tommy Matthews
 Press Attendant



Game Night Staff
 Geoff Mazza
 Statistical Inputter



Game Night Staff
 Ethan Medley
 Statistical Inputter

THE TEAM BEHIND THE TEAM

THE TEAM BEHIND THE TEAM



Game Night Staff
Rodger Murray
Clock Operator



Game Night Staff
Joe Pinto
Press Attendant



Game Night Staff
Emily Ryan
Statistical Inputter



Game Night Staff
Steve Scott
Public Address Announcer



Game Night Staff
Victor Sparaccio
Official Scorer



Ticket Sales, Service & Retention
Zach Peikon
Account Executive



Ticket Sales, Service & Retention
Mark Picardo
Account Executive



Ticket Sales, Service & Retention
Evan Sahr
Account Executive



Ticket Sales, Service & Retention
Steve Aveni
Sales Representative



Ticket Sales, Service & Retention
Michael Badala
Sales Representative



Game Night Staff
Mike Walczewski
Public Address Announcer



Game Night Staff
Ken Weprin
Official Scorer



Ticket Sales, Service & Retention
Drew Cloud
Vice President,
Ticket Sales/Service & Retention



Ticket Sales, Service & Retention
Bill Goldstein
Vice President, Relocation



Ticket Sales, Service & Retention
Jamie Morningstar
Director, Season Ticket Service & Retention



Ticket Sales, Service & Retention
Kaitlen Birnie
Sales Representative



Ticket Sales, Service & Retention
Austin Byrd
Sales Representative



Ticket Sales, Service & Retention
Scott Dello-Iacono
Sales Representative



Ticket Sales, Service & Retention
Mike Egan
Sales Representative



Ticket Sales, Service & Retention
Matt Fields
Sales Representative



Ticket Sales, Service & Retention
Adam Campbell
Director, Inside Sales



Ticket Sales, Service & Retention
Marcia Steinberg
Director, Sales & Service, Group Sales



Ticket Sales, Service & Retention
Stephen Conti
Manager, New Business Development



Ticket Sales, Service & Retention
Boris Bereza
Manager, Client Relationships



Ticket Sales, Service & Retention
Joel DeCastro
Manager, Client Relationships



Ticket Sales, Service & Retention
Ryan Fischer
Sales Representative



Ticket Sales, Service & Retention
Adam Goodman
Sales Representative



Ticket Sales, Service & Retention
Matt Grodd
Sales Representative



Ticket Sales, Service & Retention
Michael Hollis
Sales Representative



Ticket Sales, Service & Retention
Chelsea Krueger
Sales Representative



Ticket Sales, Service & Retention
Mandy Flicker
Manager, Client Relationships



Ticket Sales, Service & Retention
Jule Goraj
Manager, Client Relationships



Season Subscriptions
Odie Paula
Manager, Client Relationships



Ticket Sales, Service & Retention
Ashley Turner
Manager, Client Relationships



Ticket Sales, Service & Retention
Stephen Cerasoli
Senior Account Executive



Ticket Sales, Service & Retention
Alexandra Layman
Sales Representative



Ticket Sales, Service & Retention
Kathryn LePore
Sales Representative



Ticket Sales, Service & Retention
Karl Quinn
Sales Representative



Ticket Sales, Service & Retention
Andy Spentzos
Sales Representative



Ticket Sales, Service & Retention
Ben Stein
Sales Representative



Ticket Sales, Service & Retention
Jim Dasilva
Senior Account Executive



Ticket Sales, Service & Retention
Sari Brandwine
Account Executive



Ticket Sales, Service & Retention
Oliver Davis-Urman
Account Executive



Ticket Sales, Service & Retention
Keith Doran
Account Executive



Ticket Sales, Service & Retention
Stephanie Groia
Account Executive



Ticket Sales, Service & Retention
Atif Stevenson
Sales Representative



Ticket Sales, Service & Retention
Jason Velez
Sales Representative



Ticket Sales, Service & Retention
Melissa Zornberg
Sales Representative



Ticket Sales, Service & Retention
Michael Rucker
Account Coordinator



Ticket Sales, Service & Retention
Jim Celiberti
Account Executive, Group Sales

THE TEAM BEHIND THE TEAM

THE TEAM BEHIND THE TEAM



Ticket Sales, Service & Retention
Constance Stormer
Account Executives, Group Sales



Ticket Sales, Service & Retention
John Brennan
Group Sales Specialist



Ticket Sales, Service & Retention
Ed Henry
Group Sales Specialist



Ticket Sales, Service & Retention
Ebony Jenkins
Group Sales Specialist



Ticket Sales, Service & Retention
Ben Pincus
Group Sales Specialist



Marketing Partnerships
Emil Calcano
Sales Manager, Marketing Partnerships



Marketing Partnerships
Adam Davis
Sales Manager, Marketing Partnerships



Marketing Partnerships
Shannon Fox
Sales Manager, Marketing Partnerships



Marketing Partnerships
Stuart Heifetz
Sales Manager, Marketing Partnerships



Marketing Partnerships
Marlene McDade
Sales Manager, Marketing Partnerships



Ticket Sales, Service & Retention
Matt Schulman
Group Sales Specialist



Ticket Sales, Service & Retention
Brian Wendth
Group Sales Specialist



Ticket Sales, Service & Retention
Molly Larson
Group Sales Coordinator



Ticket Sales, Service & Retention
Diana Pavan
Administrative Assistant



Ticket Sales, Service & Retention
Meredith Malaga
Senior Administrative Assistant



Marketing Partnerships
William Smith
Sales Manager, Marketing Partnerships



Marketing Partnerships
Brian Ciccone
Sales Coordinator, Marketing Partnerships



Marketing Partnerships
Branden Templeton
Sales Coordinator, Marketing Partnerships



Marketing Partnerships
Nicole Marinake
Creative Services Coordinator, Marketing Partnerships



Marketing Partnerships
Laura Lash
Senior Administrative Assistant, Marketing Partnerships



Transformation Sales
Sean Barror
Senior Vice President, Transformation Sales



Transformation Sales
Ron Skotarczak
Senior Vice President, Transformation Sales



Transformation Sales
Lauren Heiser
Director, Account Management, Transformation Sales



Transformation Sales
Michelle LaMothé
Account Manager, Transformation Sales



Transformation Sales
Melissa Brusca
Manager, Creative Services, Transformation Sales



Corporate Entertainment Solutions
Mike Ondrejko
Senior Vice President, Corporate Entertainment Solutions



Corporate Entertainment Solutions
Sean Downes
Vice President, Corporate Entertainment Solutions



Corporate Entertainment Solutions
Lisa Banbury
Director, Premium Services



Corporate Entertainment Solutions
Julia Holland
Director, Database & Marketing



Corporate Entertainment Solutions
Matt Goodman
Director of Sales



Transformation Sales
Denise Schuler
Executive Assistant to President, MSG Sports



Transformation Sales
Joelle Hirsch
Senior Administrative Assistant, Transformation Sales



Marketing Partnerships
Mark Foxtan
Vice President, Marketing Partnerships, Rangers



Marketing Partnerships
John Clark
Vice President, Marketing Partnerships, Knicks/Liberty




Marketing Partnerships
Shavonne Dargan
Director, Activation & Development



Corporate Entertainment Solutions
Michael O'Brien
Director of Sales



Corporate Entertainment Solutions
Eileen Costello
Manager, Premium Services



Corporate Entertainment Solutions
Melissa Brennan
Manager, Suite Sales Operations



Corporate Entertainment Solutions
Melinda Churchville
Account Executive, Corporate Entertainment Solutions



Corporate Entertainment Solutions
Eric Eways
Account Executive, Corporate Entertainment Solutions



Corporate Entertainment Solutions
Jennifer Freeland
Account Executive, Corporate Entertainment Solutions



Marketing Partnerships
Brett Hurwitz
Director, Activation & Development



Marketing Partnerships
Erica Diesel
Manager, Activation & Development



Marketing Partnerships
Joseph DiNapoli
Manager, Activation & Development



Marketing Partnerships
Natasha Eno
Manager, Activation & Development




Marketing Partnerships
Nathan Finkel
Manager, Activation & Development




Corporate Entertainment Solutions
Jared Schoenfeld
Account Executive, Corporate Entertainment Solutions



Corporate Entertainment Solutions
Steve Elias
Senior Account Coordinator, Premium Services



Corporate Entertainment Solutions
Jennifer Crawford
Account Coordinator, Premium Services



Corporate Entertainment Solutions
Lauren Authement
Account Coordinator, Suite Sales & Services



Corporate Entertainment Solutions
Lydia Tobiasz
Account Executive, Corporate Entertainment Solutions



Corporate Entertainment Solutions
Lola Hoye
Senior Administrative Assistant, Corporate Entertainment Solutions



GARDEN of DREAMS

The Garden of Dreams Foundation works closely with all areas of Madison Square Garden, including the New York Knicks, Rangers, Liberty, MSG Media, MSG Entertainment and Fuse “to make dreams come true for kids in crisis.”

Since its inception in 2006, the Foundation has created once in a lifetime experiences at Madison Square Garden, Radio City Music Hall, MSG Training Center, Fuse and the Beacon Theatre for more than 150,000 tri-state area children in crisis. Over 125,000 tickets have been donated to organizations served by Garden of Dreams and more than 1,500 special events have been designed for children and families.

Last year, Garden of Dreams and the Knicks hosted dozens of events and activities designed to enhance the lives of children suffering from devastating illnesses, homelessness, abuse, hunger, extreme poverty and tragedy. Together, Garden of Dreams and the Knicks hosted the fourth annual ‘Dream Day’ at MSG Training Center, several pregame celebrations and ‘Dream Nights’ at Madison Square Garden. In addition, Garden of Dreams and the Knicks hosted interactive ‘Show Kids New York’ adventures to NYC landmarks including Dylan’s Candy Bar, Build-A-Bear Workshop, and Toys-R-Us in Times Square. The Knicks also partnered with the Rangers and Liberty to refurbish a room at a community center in Harlem.



For more information on Garden of Dreams,
please call 212-465-4170 or
visit gardenofdreamsfoundation.org.



Knicks Poetry Slam Program

The Poetry Slam Program, in conjunction with program partner Urban Word NYC, serves over 20,000 students annually through school site visits, a poetry open audition, college fair, workshops, digital programming and poetry slams. In November 2009, more than 2,000 people attended the Knicks Poetry Slam Open Audition and College Fair at the Manhattan Center's Hammerstein Ballroom. Students had the opportunity to enter two contests — written and spoken word poetry. In the written contest category, three high school seniors won full four-year tuition scholarships to college: two to the University of Wisconsin and one to Mercy College. In the spoken word competition, 13 of the top poets from the tri-state area were selected to compete in the final competition.

More than \$350,000 was awarded in scholarships and prizes, including a \$30,000 Nike Equipment Drop to the top three winners' high schools. The Poetry Finals were held on Broadway for the first time at the New Amsterdam Theater in February. For more information, log on to WWW.KNICKSPOETRYSLAM.COM.



Sweetwater Clifton City Spirit Award

During the 2009-10 season, the New York Knicks honored local heroes monthly with the Sweetwater Clifton "City" Spirit Award. The award was named in honor of the late Knicks Legend Nat "Sweetwater" Clifton, who was the first African-American to play for the Knicks, and recognizes those who have made a significant difference in the lives of others. Each winner was honored at center court of Madison Square Garden at a Knicks home game and received a \$2,000 donation in their name to a charity of their choice.



Knicks Read to Achieve @powertolearn.com

The winter literacy program is designed to motivate students to read more. Each year the Knicks and Cablevision choose 100 classrooms in over 30 schools to receive starter kits from the Knicks and Cablevision. The program supports reading through interactive videos and the Internet. Classes can win Knicks Groove Truck and alumni/legends visits to their schools as well as tickets to select games.


The summer program, presented by the New York Knicks, KIA Motors and Cablevision's Power to Learn initiative, is designed to promote reading and literacy in tri-state area libraries. The program encourages reading throughout the summer so students don't fall behind. Children who completed the program received tickets to attend a Knicks game during the season and one lucky winner got the opportunity to be an honorary ball kid at a Knicks game.



Junior Knicks League

The New York Knicks, Sprite and Foot Locker partnered with the YMCA of Greater New York, New York City Parks & Recreation's 'Millennium Winter Basketball League' and the City Wide Athletic Association to give over 9,000 children, boys & girls ages 7-18, a chance to play organized basketball in a league format. The Junior Knicks League consists of instruction, skill development, league play, Knicks clinics and trips to Madison Square Garden to attend Knicks games. The League also includes an amazing opportunity to play on the Garden floor during halftime and meet Knicks players and legends.

In 2009, the Knicks introduced a new youth league for children in upper Manhattan with partner Fastbreak Basketball—The New York Knicks Instructional Basketball League—athletes participated in a nine week skill development program that included clinics, league games, an All Star event featuring former Knicks Kenny Walker & John Starks and trips to Madison Square Garden.



Knicks Summer Basketball Camp

The Summer of 2010 marked the 19th annual Gatorade Knicks Summer Basketball Camp. Campers had the opportunity to meet several Knicks players and NBA legends. Toney Douglas, Kelenna Azubuike, Roger Mason, Jr. and Anthony Randolph along with former Knicks players John Starks, Allan Houston, Herb Williams and Larry Johnson appeared throughout the summer.



New York Knicks Groove Truck

The Knicks Groove Truck creates an opportunity for basketball fans to enjoy the excitement of the Knicks even if they are unable to attend a game or visit Madison Square Garden. The Groove Truck features XBOX 360 video gaming systems, three glass backboards, five plasma screen TVs, a state of the art sound system and always comes packed with the coolest Knicks giveaway items. During the 2009-10 season, the Knicks Groove Truck made over 200 appearances throughout the tri-state area.



NBA Cares

NBA Cares is the league's global social responsibility program that builds on the NBA's long tradition of addressing important social issues. The NBA and its teams and players support a wide range of initiatives, partners, and programs that strive to positively impact children and families around the world.

As part of the league's mission to demonstrate leadership in social responsibility, NBA Cares reaches communities using philanthropy, hands-on service, and creating legacy projects. Since the program's October 2005 launch, the league, its players, and its teams have donated more than \$140 million to charity, provided more than 1.1 million hours of hands-on service, and created more than 500 places where kids and families can live, learn, or play. NBA Cares reaches millions of children and adults through specialized programs – including NBA FIT and Basketball without Borders – that support education, youth and family development, and health and wellness.

The league and its teams and players also promote environmental awareness and sustainability through NBA Green. During annual high-profile league events, including NBA All-Star, The Finals, and international preseason games, NBA Cares initiates community outreach efforts to tap into the power of sport for positive social change.

Thanks to strong partnerships with internationally recognized community organizations – including KaBOOM!, Special Olympics, Boys & Girls Clubs of America, UNICEF, the Make-A-Wish Foundation, the Global Business Coalition on HIV/AIDS, Malaria and Tuberculosis, and the UN Foundation – NBA Cares makes a positive and lasting impact in communities around the world.

For more information about the NBA's latest community outreach efforts, please log on to: www.nba.com/cares.



THE PLAYERS



GAME NOTES

Portland Trail Blazers vs. New York Knicks
 Game No. 3 Home Game No. 1
 Saturday, Oct. 30, 2010



New York
 Knickerbockers

No.	Player	Pos	Ht	Wt	Born	College/Country	Yes
7	Kelenna Azubuike	G/F	6-5	215	Dec. 16, 1983	Kentucky	4
21	Wilson Chandler	F	6-8	225	May 10, 1987	DePaul	3
34	Eddy Curry	C	6-8	295	Dec. 5, 1982	Thornwood HS (IL)	9
23	Toney Douglas	G	6-2	185	Mar. 16, 1986	Florida State	1
20	Patrick Ewing, Jr.	G	6-8	235	May 20, 1984	Georgetown	5
2	Raymond Felton	F	6-1	205	Jun. 26, 1984	North Carolina	R
6	Danilo Gallinari	G/F	6-7	210	Jul. 27, 1987	Stanford	2
8	Roger Mason, Jr.	G	6-10	225	Aug. 8, 1988	Milan, Italy	6
25	Timofey Mozgov	F	6-5	205	Sep. 10, 1980	Virginia	R
4	Andy Rautins	C	7-1	250	Jul. 16, 1986	St. Petersburg, Russia	2
11	Ronny Turiaf	F	6-11	225	Sep. 10, 1980	Louisiana State	8
14	Bill Walker	F/C	6-10	240	Jul. 15, 1969	Syracuse	5
5	Shawne Williams	F	6-8	230	Nov. 2, 1986	Cypress Creek HS (FL)	2
3	Shawne Williams	F	6-9	225	Feb. 16, 1986	Gonzaga	3
						Kansas State	
						Memphis	

Head Coach Mike D'Antoni (Marshall)
 Assistant Coaches Dan D'Antoni (Marshall), Phil Weber (North Carolina State)
 Director, Team Conditioning Herb Williams (Ohio State), Kenny Atkinson (Richmond)
 Head Athletic Trainer Roger Hinds (Brooklyn College), Greg Brittenham (Nebraska at Kearney)
 Assistant Athletic Trainer Anthony Goenaga (LIU)

NBA World Champions: 1970, 1973 • Eastern Conference Champions: 1961, 1962, 1963, 1970, 1972, 1973, 1994, 1999 • Atlantic Division Champions: 1971, 1989, 1993, 1994
MADISON SQUARE GARDEN
 The World's Most Famous Arena™

JERSEY NUMBER: 7
 POSITION: G/F
 HEIGHT: 6-5
 WEIGHT: 215

BORN: DEC. 16, 1983 / LONDON, ENGLAND
 HIGH SCHOOL: VICTORY CHRISTIAN / TULSA, OK
 COLLEGE: KENTUCKY
 YEARS PRO: 4

KELENNA AZUBUIKE

NBA Regular Season Record

Season	Team	G	Min	FGM	FGA	Pct.	3P	3PA	Pct.	FTM	FTA	Pct.	Off	Def	Tot	Ast	Stl	TO	Blk	Pts	RPG	APG	PPG
06-07	GSW	41	669	98	220	.445	34	79	.430	61	78	.782	26	68	94	28	22	39	10	291	2.3	0.7	7.1
07-08	GSW	81	1732	261	587	.445	71	195	.364	99	138	.717	107	217	324	75	45	58	34	692	4.0	0.9	8.5
08-09	GSW	74	2375	392	845	.464	94	210	.448	185	229	.808	112	258	370	117	57	95	50	1063	5.0	1.6	14.4
09-10	GSW	9	231	48	88	.545	10	27	.370	19	28	.679	12	29	41	10	5	7	9	125	4.6	1.1	13.9
Totals		205	5007	799	1740	.459	209	511	.409	364	473	.770	257	572	829	230	129	199	103	2171	4.0	1.1	10.6

NBA Playoffs

Season	Team	G	Min	FGM	FGA	Pct.	3P	3PA	Pct.	FTM	FTA	Pct.	Off	Def	Tot	Ast	Stl	TO	Blk	Pts	RPG	APG	PPG
06-07	GSW	6	15	1	3	.333	0	1	.000	2	2	1.000	1	3	4	0	1	0	0	4	0.7	0.0	0.7

Career Highs

Minutes	51 vs. SAC	Jan. 14, 2009	FT Made	12 at SAC	Apr. 5, 2009	Assists	7 vs. LAC	Mar. 17, 2009
FG Made	13 vs. MIN	Nov. 9, 2009	FT Att.	14 at SAC	Apr. 5, 2009	Steals	4 at UTA	Feb. 19, 2008
FG Att.	22	Done 2 times	Off. Reb.	6 vs. SAS	Dec. 11, 2007	Turnovers	5 at CHI	Feb. 28, 2007
3-Point FGM	5 at LAL	Mar. 19, 2009	Def. Reb.	11	Done 2 times	Blocked Shots	4 at PHO	Apr. 15, 2009
3-Point FGA	8	Done 2 times	Tot. Reb.	15 at SAC	Apr. 5, 2009	Points	33 at LAC	Nov. 2, 2007

Career Transactions: Not drafted by an NBA franchise...Signed by Golden State on Jan. 2, 2007 as a free agent from Fort Worth (NBADL)...Re-signed with Golden State on Jul. 17, 2007 and Jul. 24, 2008...Traded by Golden State, along with Anthony Randolph and Ronny Turiaf, in exchange for David Lee on Jul. 9, 2010.

As A Professional: Joins Knicks for his fifth NBA season following four years at Golden State...Emerges as key member of Warriors after starting off as undrafted free agent and D-League call-up...Four-year NBA averages of 10.6 points, 4.0 rebounds and .459 shooting over 24.4 minutes in 205 games (84 starts), all with Golden State...Owns four career 30-plus scoring games...Has gone 209-511 (.409) career from Downtown; finished fourth in NBA in three-point shooting in 2008-09 (career-high .448)...After scoring career-high 14.4 points in 2008-09, final season with Warriors (2009-10) was limited to nine games before left knee injury/surgery...**Early entry into 2005 NBA Draft following junior season at Kentucky, but was not drafted...**Was in 2005-06 training camp with Cleveland (signed on Sep. 30; waived on Oct. 27)...Played entire 2005-06 season and part of 2006-07 with Fort Worth Flyers of NBA D-League, averaging 15.6 points over 53 total games.

2009-10 (Warriors): Fourth and final season with Warriors was shortened by knee injury suffered in season's opening month...Limited to just nine games (seven starts), averaging 13.9 points, 4.6 rebounds and .545 shooting (48-88) over 25.7 minutes...Went 10-27 (.370) from Downtown...**Season Highs: Points: 31 (Nov. 9 vs. Minnesota); Assists: 5 (Nov. 11 at Knicks); Rebounds: 7, twice...**Double-figure scoring in seven of his nine games with two 20-plus scoring games...Season-high 31 points (13-19 FGA) vs. Timberwolves, Nov. 9; his fourth career 30-plus game...Last full game played was on Nov. 13 at MSG, when he played 40 minutes in win over Knicks with 22 points (9-13 FGA)...**Suffered a torn patellar tendon (left knee) on Nov. 14, 2009 at Milwaukee and missed the remainder of the season (73 games). Underwent successful surgery on Nov. 18, 2009.**

Year-By-Year: 2006-07 (Warriors): After going undrafted in 2005 NBA Draft and then playing a season-and-a-half with Fort Worth of NBA D-League, was called up by Warriors as a free agent on Jan. 2, 2007...In first NBA season, averaged 7.1 points over 16.3 minutes in 41 games (nine starts) for War-

riors...Went 34-79 (.430) from Downtown...Using Rookie qualifiers, finished 11th in scoring and second in three-point percentage among NBA first-year players...Had three 20-plus scoring games with season-high 28 at Clippers, Jan. 17...DNP (CD) nine times...Came off the bench in six games in Warriors' memorable Playoff run vs. Mavericks and Jazz with four total points over 15 total minutes...At time of call-up by Golden State, was leading D-League in scoring (26.0) and was third in three-point shooting (.485). First Gatorade call-up of 2006-07 D-League season.

2007-08 (Warriors): In first full season with Golden State, appeared in a career-high 81 games (17 starts) with 8.5 points and .445 shooting over 21.4 minutes...Had 20-plus points twice and 30-plus once (career-high 33 points at Clippers, Nov. 2)...Three double-doubles, with season-high 11 rebounds on Nov. 8 vs. Dallas...DNP (CD) once (Feb. 7 vs. Bulls).

2008-09 (Warriors): Scored a career-high 14.4 points with career-best 5.0 rebounds in 74 games (51 starts)...Logged career-high 32.1 minutes...**Went 94-210 (.448) from Downtown for career-high three-pointers, finishing fourth in NBA in three-point percentage (.448)...**Recorded 16 20-plus scoring games and two 30-plus efforts (30 points at Sacramento, Apr. 5; season-high 32 points vs. Rockets, Apr. 10)...Had five double-doubles with career-high 15 rebounds at Sacramento, Apr. 5...Nailed career-high five three-pointers vs. Lakers, Mar. 19 (25 points)...Logged career-high 51 minutes in 3OT loss to Kings, Jan. 14...Missed eight games due to injury, including three in March with mid-back strain.

As A Collegian: Averaged 10.0 points with .485 shooting in 97 games (65 starts) over three seasons at Kentucky...Helped UK earn two SEC titles, two SEC Tournament titles and two NCAA Elite Eight appearances...Career-high 30 points vs. Auburn, Feb. 23, 2005...As a junior (final college season), named All-SEC Second Team by The Associated Press and league's coaches, averaging 14.7 points...**Early entry into 2005 NBA Draft, but was not drafted.**

Community Corner: Active in various community programs during Warriors stint...In conjunction with Southwest Airlines, hosted 10 children from San Francisco's R.O.C.K. program (Real Options for City Kids) on a day-long trip to SeaWorld in San Diego in August '09...Purchased 25 tickets to every Warriors home game and donated them to various children's groups...Warriors' spokesperson for team's involvement in the Verizon Hopeline project, which donated used cell phone equipment to local domestic violence organizations...In the summer of 2008, traveled to Tanzania to take part in the Leon H. Sullivan Summit, which is committed to the economic and social development of Africa through global partnerships...Visited several sessions of Warriors Basketball Camp and participated in Read To Achieve events...

Personal: Kelenna David Azubuike...Name is pronounced ka-LYNN-a az-a-BOO-key...Last name, Azubuike, means "the past is your strength" in Igbo...Born in London, England; raised in Tulsa, OK...Parents are Kenneth and Chy Azubuike...Has three siblings, Nonzo, Nesochi and Aadaeze...Nickname is "Buike"...Majored in business marketing in college...All-State selection, averaging 39.1 points and 13.3 rebounds in leading Victory Christian (Tulsa, OK) to the Class 4A State Championship Game as a senior...Finished his prep career with 3,530 points, just 89 points shy of all-time state scoring mark...Hip-hop music fan...Made an in-studio appearance at San Francisco hip-hop radio station KMEL during the 2006-07 season and conducted an interview while the station played beats that he had created.



JERSEY NUMBER: **21**
 POSITION: **Forward**
 HEIGHT: **6-8**
 WEIGHT: **225**

BORN: **MAY. 10, 1987 / Benton Harbor, MI**
 HIGH SCHOOL: **Benton Harbor / Benton Harbor, MI**
 COLLEGE: **DePaul**
 YEARS PRO: **3**

WILSON CHANDLER

NBA Regular Season Record

Season	Team	G	Min	FGM	FGA	Pct.	3P	3PA	Pct.	FTM	FTA	Pct.	Off	Def	Tot	Ast	Stl	TO	Blk	Pts	RPG	APG	PPG
07-08	NYK	35	685	106	242	.438	9	30	.300	34	54	.630	38	89	127	33	15	27	16	255	3.6	0.9	7.3
08-09	NYK	82	2735	455	1054	.432	103	314	.328	171	215	.795	91	354	445	170	71	139	75	1184	5.4	2.1	14.4
09-10	NYK	65	2320	412	860	.479	40	150	.267	129	160	.806	93	255	348	138	46	108	49	993	5.4	2.1	15.3
Totals		182	5740	973	2156	.451	152	494	.308	334	429	.779	222	698	920	341	132	274	140	2432	5.1	1.9	13.4

Career Highs

Minutes	49 at LAC	Feb. 11, 2009	FT Made	11 vs. BOS	Jan. 4, 2009	Assists	6	Done 4 times
FG Made	15 vs. SAC	Feb. 9, 2010	FT Attempted	12 vs. BOS	Jan. 4, 2009	Steals	3	Done 5 times
FG Att.	23	Done 3 times	Off. Reb.	4	Done 5 times	Turnovers	6 at DEN	Mar. 31, 2009
3-Point FGM	6	Done 2 times	Def. Reb.	15 at ATL	Jan. 1, 2010	Blocked Shots	4	Done 2 times
3-Point FGA	12 at WAS	Jan. 16, 2009	Total Reb.	17 at ATL	Jan. 1, 2010	Points	35 vs. SAC	Feb. 9, 2010

Career Transactions: Selected after sophomore season by New York in first round (23rd overall) of 2007 NBA Draft... Signed to contract on Jul. 27, 2007... Exercised third-year option on October 23, 2008... Exercised fourth-year option on October 23, 2009.

As A Professional: Now in his fourth NBA season, continues development as one of the game's most consistent young talents... Owns three-year averages of 13.4 points and 5.1 rebounds over 182 games (150 starts)... Has increased scoring average over each NBA season, capped by career-high 15.3 in 2009-10... Has three career 30-plus scoring games and eight career double-doubles... Fifth in scoring among NBA second-year men (14.4) in 2008-09... Played in T-Mobile Rookie Challenge at 2009 NBA All-Star Weekend in Phoenix (6 points, 7 rebounds)... Career 152-494 (.308) from Downtown in first three seasons, with one four-point play (Dec. 10, 2008 vs. Nets)... Missed 15 games due to injury in 2009-10, after he was only Knick to play in all 82 games in 2008-09... Has enjoyed standout second half in each of his three NBA seasons (averaged 16.5 points on .509 shooting in final 47 games in 2009-10)... **Early Entry candidate in 2007 NBA Draft following two seasons at DePaul...** Ninth Blue Demon taken in first round of NBA Draft... **Signed to a contract, Jul. 27, 2007; club exercised fourth-year option on Oct. 23, 2009.**

2009-10: In injury-shortened season, averaged career-high 15.3 points (third on team), 5.4 rebounds and shot career-high .479 (412-860) over 35.7 minutes in 65 games (64 starts)... **Season Highs: Points: 35* (Feb. 9 vs. Sacramento); Assists: 6* (Jan. 7 vs. Charlotte); Rebounds: 17* (Jan. 1 at Atlanta)...** Went 40-150 (.267) from Downtown... Led Knicks in scoring seven times, rebounds seven times, assists four times... Had 15 20-plus scoring games and one 30-plus effort (career-high 35 on Feb. 9 vs. Kings), field four double-doubles and two 20-10 games... Recorded career highs in scoring (15.3), minutes (35.7, 36th in NBA), with goal percentage (.479) and free throw percentage (.806)... Tied career high in rebounding (also had 5.4 in 2008-09)... From Downtown, had eight multi-home run games (season-high 4-for-4 from Downtown on Feb. 17 vs. Bulls)... Lone off-the-bench game on Mar. 5 at Toronto (18 points, 38 minutes), upon return from two-game absence (personal)... Fouled out three times (team high)... Scored 2,000th career point on Jan. 13 vs. Sixers... **Finishing Kick:** For third straight season, enjoyed fine second half... Averaged just 12.0 points (216) on 84-216 FGA (.389) over his first 18 games (Oct. 28-Dec. 1); but over his last 47 games (Dec. 2-Mar. 15), notched 16.5 points (777) on 328-644 shooting (.509)... **Injuries:** Missed each of the season's final 15 games (Mar. 17-Apr. 14) with sore left groin; listed as inactive nine times... Also missed two straight games in March (Mar. 1-3) due to personal reasons... **Underwent left ankle arthroscopy on Apr. 14, to clean out scar tissue...** Underwent surgery to repair a sports hernia on May 14, performed by Philadelphia-area Dr. William Meyers... **Key Games:** Centerpiece of comeback OT win at Atlanta, Jan. 1, with 24 points and career-high 17 rebounds in season-high 48 minutes... Game-high 27 points with career-high-tying six assists in win over Bobcats, Jan. 7... Scored 17 points (all in first half) with career-high-tying four blocks (Knicks season high) in win over Pistons, Jan. 18... **Scored a career-high 35 points (15-23 FGA) in OT loss to Kings, Feb. 9, with 23 points in third-fourth quarters-plus OT...** Authored game's key defensive play with block on Josh Smith's potential game-winning layup in final seconds of 99-98 win over Hawks, Mar. 8.



Jeyhoun Allebaugh, NBAE/Getty Images

Year-By-Year: 2007-08: As a rookie over 35 games (16 starts), averaged 7.3 points and shot .438 over 19.6 minutes... Led Knicks in scoring twice, rebounds once... Had 11 10-plus scoring games (one 20-plus game) and one double-double... Listed as inactive 21 times; DNP (CD) 25 times... Only game missed due to injury was season finale (Apr. 16 at Indiana, sprained left knee)... After appearing in just seven of Knicks' first 49 games (Nov. 2-Feb. 6), saw action in 28 of campaign's last 33 contests (Feb. 8-Apr. 16), responding with 8.3 points and .442 shooting (96-217) over 22.6 minutes... Started 15 of Knicks' final 21 games, Mar. 7-Apr. 16... Game-and-season-high 23 points in season-high 44 minutes in win over Magic, Apr. 6... Team-high points (19 on 8-9 shooting) and rebounds (nine) in win at Detroit that snapped 10-game NY losing streak at The Palace, Apr. 8, scoring all 19 points in first half.

2008-09: Emerged as standout performer on both ends of the floor in sophomore season... Over 82 games (70 starts), averaged 14.4 points and 5.4 rebounds and shot .432 over 33.4 minutes... Only Knick to play in all 82 games, after playing in just 35 games as a rookie... Went 103-314 (.328) from Downtown after going just 9-30 as a rookie... Led Knicks with 75 total blocks (0.91 blocks per game; 34th in NBA)... Fifth in scoring among NBA second-year players (14.4), sixth among NBA sophomores in rebounding (5.4)... Increased scoring average by 7.1 points (from 7.3 to 14.4), tying Philadelphia's Thaddeus Young (from 8.2 to 15.3) for the highest increase among all NBA players... Led Knicks in scoring 10 times, rebounds three times, assists three times... Authored 16 20-plus scoring games and two 30-plus games... Had three double-doubles, all in five-game span from Mar. 13-21... Notched first career four-point play on Dec. 10 at New Jersey (fouled by Sean Williams)... For second straight year, enjoyed strong finishing kick: Over his last 19 games (Mar. 11-Apr 15), averaged 16.9 points (322) on .451 shooting (124-275)... Played for victorious Sophomore squad in T-Mobile Rookie Challenge at NBA All-Star Weekend in Phoenix, Feb. 13 (6 points, 7 rebounds, 21 minutes). Assisted on Nate Robinson's winning performance in Sprite Slam Dunk the following night... Paced win at Memphis, Nov. 12, with game-high 27 points (11-12 FGA, 4-4 from Downtown)... **Ejected** in loss at Detroit (Dick Bavetta), Nov. 26, after punching ball into the stands... Keyed win over defending champion Celtics, Jan. 4, with game-high 31 points... Scored 27 points (11-20 FGA) in career-high 49 minutes in OT loss at Clippers, Feb. 11... Season-high 32 points (6-10 from Downtown) in win over Raptors, Feb. 20... Went 11-15 FGA and 4-4 from Downtown (26 points) at Chicago, Apr. 7... **Underwent surgery on Jun. 3 to remove bone spurs from left ankle.**

As A Collegian: Averaged 12.9 points, 7.1 rebounds and 1.46 blocks over 31.1 minutes in two seasons at DePaul, shooting .445 in starting 52 of his 59 career games... 2006 Big East All-Rookie as a freshman, 2007 Second Team All-Big East as a sophomore... Tenth on all-time DePaul list in blocked shots (86)... Two-time winner of Wendell Smith Award as MVP of DePaul-Notre Dame game... Unanimous Big East All-Rookie Team pick following freshman year in 2005-06... Averaged 10.6 points, 7.2 rebounds in 25 games (20 starts)... Career-high 26 points vs. Seton Hall, Feb. 25, 2006... Career best 16 rebounds at Dayton, Dec. 10, 2005 (highest total for a DePaul freshman since future Knicks teammate Quentin Richardson had 16 vs. St. Louis; Feb. 11, 1999)... In sophomore (final) season of 2006-07, averaged 14.6 points, 6.9 rebounds and 1.38 blocks -- all team highs -- over 31.7 minutes in 34 games (32 starts), earning Second Team All-Big East Honors... Career-high-tying 26 points in first-round NIT matchup vs. Hofstra, Mar. 14, 2007.

Community Corner: One of most popular Knicks among area youth... Active in Gatorade Knicks Summer Basketball Camp... Co-hosted "Knicks Service Day" for 30 youths from The Children's Village, a Garden of Dreams partner organization, in Oct. 2009 where players helped restore a basketball court by setting up new bleachers, painting the backboards and court, adding padding, and much more... Joined the rest of his teammates and a bevy of celebrities and supermodels at Knicks Bowl XI, the star-studded charity event that has helped to raise nearly \$2 million for the Garden of Dreams Foundation, Feb. 1, 2010 at Chelsea Piers... Joined the rest of his teammates and coaching staff to host 30 children from SCO Family of Services at Madison Square Garden Training Center for the third annual "Knicks Dream Day", Oct. 30, 2008, which included a private tour of the facility, autograph session and interactive games... Joined teammates in day-long effort to deliver more than 300 Thanksgiving meals to city locations, Nov. 24, 2008, through the Children's Aid Society, City Harvest and the Garden of Dreams Foundation... Joined teammates, along with Rangers Adam Graves, Aaron Voros and Brandon Dubinsky for a special ribbon-cutting ceremony at refurbished Harlem Dowling Center for Children and Family Services (a partner of the Garden of Dreams Foundation) on 125th Street, Feb. 19, 2009.

Personal: Wilson Jamall Chandler... Son of Wilson Chandler and Marie Thomas... Proud father of two-year old daughter Jaya... Led Benton Harbor (MI) HS to undefeated regular season record as a senior, averaging 24 points, 12 rebounds, five blocks and four steals while shooting .680... High honorable mention High School All-American by Street & Smith's, McDonald's All-American nominee and earned All-American honors from *Parade* Magazine... Named Michigan's Mr. Basketball in 2005... Four of his dunks in 2006-07 at DePaul were highlighted on ESPN's Top 10 Plays of the Day... Credits his grandmother Olivia with most helping him mature as an individual... Myriad of nicknames includes Wil, Ill Wil, Kill at Wil, Wil the Thrill, Willie Blanco and Willie McFly... Started playing basketball in fifth grade at Fair-plain East Elementary School in Benton Harbor.



Layne Murdoch, NBAE/Getty Images

JERSEY NUMBER: **34**
 POSITION: **Center**
 HEIGHT: **7-0**
 WEIGHT: **295**

BORN: **DEC. 5, 1982 / HARVEY, IL**
 HIGH SCHOOL: **THORNWOOD / SOUTH HOLLAND, IL**
 YEARS PRO: **9**

EDDY CURRY

NBA Regular Season Record

Season	Team	G	Min	FGM	FGA	Pct.	3P	3PA	Pct.	FTM	FTA	Pct.	Off	Def	Tot	Ast	Stl	TO	Blk	Pts	RPG	APG	PPG
01-02	CHI	72	1150	189	377	.501	0	0	---	105	160	.656	111	161	272	25	16	69	53	483	3.8	0.3	6.7
02-03	CHI	81	1571	335	573	.585	0	0	---	179	287	.624	116	237	353	37	18	137	62	849	4.4	0.5	10.5
03-04	CHI	73	2154	417	840	.496	1	11,000	235	350	.671	143	308	451	68	24	177	83	1070	6.2	0.9	14.7	
04-05	CHI	63	1808	393	730	.538	0	0	---	226	314	.720	116	222	338	37	21	163	58	1012	5.4	0.6	16.1
05-06	NYK	72	1865	336	597	.563	0	0	---	307	486	.632	145	287	432	19	28	179	56	979	6.0	0.3	13.6
06-07	NYK	81	2849	585	1016	.576	1	11,000	405	659	.615	195	376	571	68	34	295	40	1576	7.0	0.8	19.5	
07-08	NYK	59	1530	297	544	.546	0	0	---	187	300	.623	111	164	275	32	14	126	29	781	4.7	0.5	13.2
08-09	NYK	3	12	2	21,000	0	0	---	1	3	.333	0	4	4	0	0	2	0	5	1.3	0.0	1.7	
09-10	NYK	7	62	8	21	.381	0	0	---	10	17	.588	4	9	13	0	0	13	1	26	1.9	0.0	3.7
Totals		511	13001	2562	4700	.545	2	21,000	1655	2576	.642	941	1768	2709	286	155	1161	382	6781	5.3	0.6	13.3	

NBA Playoffs

Season	Team	G	Min	FGM	FGA	Pct.	3P	3PA	Pct.	FTM	FTA	Pct.	Off	Def	Tot	Ast	Stl	TO	Blk	Pts	RPG	APG	PPG
06-07	CHI	Did Not Play - Injured																					

Career Highs

Minutes	54 vs. DET	Dec. 27, 2006	FT Made	13	Done 2 times	Assists	5 at TOR	Mar. 19, 2004
FG Made	17	Done 2 times	FT Att.	16 at CLE	Done 2 times	Steals	3 vs. ORL	Feb. 20, 2007
FG Att.	24 vs. MIL	Dec. 9, 2006	Off. Reb.	8 vs. WAS	Mar. 1, 2002	Turnovers	9 vs. MIN	Apr. 6, 2007
3-Point FGM	1	Done 2 times	Def. Reb.	12	Done 4 times	Blocked Shots	6 vs. GSW	Feb. 28, 2004
3-Point FGA	1	Done 2 times	Total Reb.	15	Done 3 times	Points	43 at MIL	Apr. 7, 2007

Career Transactions: Selected out of high school by Chicago in first round (fourth pick overall) of 2001 NBA Draft... Signed and traded from Chicago, with Antonio Davis, to New York in exchange for Tim Thomas, Michael Sweetney, two future second-round draft picks, a 2006 conditional first-round draft pick and the right to switch future first-round draft picks on Oct. 4, 2005.

As A Professional: Limited by injuries to just 10 games over the past two seasons, Eddy is currently in his 10th pro season (sixth with NY), and is senior Knick in terms of continuous service, joining NY for 2005-06 season... Career averages of 13.3 points, 5.3 rebounds and .545 shooting over 25.4 minutes... Has started 410 of his 511 career games (including 208 starts in 222 games as a Knick)... **A .545 career shooter, Eddy has ranked among NBA's Top 15 in field goal percentage five times (first in 2002-03, 13th in 2003-04, fifth in 2004-05; second in 2005-06; fourth in 2006-07)... All-time Knicks career leader in field goal percentage (.563), based on minimum 500 field goals... Owns eight career 30-plus scoring games and one 40-plus effort (career-high 43 points at Milwaukee, Apr. 7, 2007)... Has played in 511 career regular season games without a Playoff game appearance, third among active NBA players to Troy Murphy (621) and Mike Dunleavy Jr. (566). Helped lead Bulls to 2005 Playoffs, but was left off Playoff roster in aftermath of irregular heartbeat... Youngest draft pick in Bulls history.**

Among The All-Timers: Eddy is the Knicks' all-time career leader in field goal percentage with .563 (1,228-2,180; based on minimum 500 field goals), just ahead of former teammate David Lee (.557)... Eddy's .576 shooting percentage in 2006-07 is the second-best single-season mark in club history, trailing only Lee's .600 that same season (minimum 200 FGM)... Ranks 45th on all-time Knicks career scoring list (3,367), with Dave Stallworth (3,496) just ahead of him.

2009-10 (Knicks): For the second straight season, Eddy's campaign was virtually wiped out due to injury... Appeared in just seven games off the bench, with 3.7 points and .381 shooting (8-21) over 8.9 minutes... **Season Highs: Points: 10 (Nov. 18 at Indiana); Rebounds: 4, twice... Missed a total of 62 games due to injury (listed as inactive 58 times); was a DNP (CD) 13 times... Seven games played came over 15-game span from Nov. 18-Dec. 17... Suffered from torn right plantaris muscle in early going and torn myofascial band (right calf) in late season... On Jan. 18, underwent arthroscopic debridement to remove loose cartilage, left knee... Key Games:** On Nov. 18, saw first game action since Mar. 30, 2009 at Utah with season-highs 10 points and four rebounds



in 12 minutes in comeback win at Indiana...Logged season-high 16 bench minutes in loss to Celtics, Nov. 22, with six points and season-high-tying four rebounds...In final appearance of season, had one point in four bench minutes at Chicago, Dec. 17.

Year-By-Year: **2001-02 (Bulls):** In rookie season (18 years old when season started), averaged 6.7 points and shot .501 over 16.0 minutes in 72 games (31 starts)...Led Bulls in field goal percentage (.501) and ranked third among NBA rookies...Double-figure scoring 21 times (season-high 19 points twice)...Season-best 14 rebounds vs. Wizards, Mar. 1...DNP (CD) 10 times.

2002-03 (Bulls): Led NBA with career-high .585 field goal percentage (335-573)...First Bull to lead NBA in a major stat category since Michael Jordan in 1997-98 (scoring, 28.7 points) and first Bull to pace League in field goal percentage since Artis Gilmore in 1981-82 (.652)...Notched 10.5 points over 19.4 minutes in 81 games (48 starts)...Only player in the NBA to average double-figure points despite not averaging 20-plus minutes...Career-high 15 rebounds vs. Sonics, Apr. 1; season-high 31 points (14-16 FGA) in season finale vs. 76ers, Apr. 15.

2003-04 (Bulls): Over 73 games (63 starts), notched 14.7 points and 6.2 rebounds over 29.5 minutes...Ranked 13th in NBA in field goal percentage (.496)...Led Bulls in scoring 20 times, rebounds 12 times, and had 10 double-doubles...Had game-highs 23 points and 12 rebounds in win at Utah, Feb. 4, snapping Bulls' 26-game road losing streak vs. Western Conference...Notched career-high six blocks vs. Warriors, Feb. 28...Season-high 28 points at Toronto, Mar. 19...Missed eight games due to injury (seven with left knee bone bruise, one with right thigh bruise)...DNP (CD) once.

2004-05 (Bulls): In final season in Chicago, helped lead Bulls to 47 wins and first Playoff berth since 1998, despite missing season's final month due to an irregular heartbeat...Averaged team-high 16.1 points with 5.4 rebounds (third on team) over 28.7 minutes in 63 games (60 starts)...Fifth in NBA with .538 field goal percentage...Career-best .720 from the line...Led Bulls in scoring 19 times, rebounding eight times...Notched 18 20-plus point games and six double-doubles...Season-high 27 points vs. Pacers on Mar. 26 (second-to-last game of season)...Broke Knicks' hearts with driving, fast-break layup with :02.4 left to give Bulls 86-84 win at Chicago, Jan. 15...Missed first two games of season due to NBA suspension...Missed three games in March (strained left hamstring); one game in January (flu-like symptoms)...Missed season's final 13 games (Mar. 31-Apr. 20) due to irregular heartbeat; not on Bulls' 2005 Playoff roster.

2005-06 (Knicks): In first Knicks season, averaged 13.6 points (third on team), team-high 6.0 rebounds and shot team-leading .563 (second in NBA) over 25.9 minutes in 72 games (69 starts)...Led Knicks in starts (69), second in games played (72)...**Second in NBA with a .563 field goal percentage, trailing only Miami's Shaquille O'Neal (.600)**...Shot .640 (121-189) over his final 26 games (Feb. 27-Apr. 19), raising overall field goal percentage from .527 to .563...Led Knicks in scoring 13 times, rebounding 20 times, and had 12 20-plus scoring games...Team-high 10 double-doubles, including four 20-10 games...Missed 10 games due to illness/injury: five games with strained left calf (Nov. 23-Dec. 2); four straight with sprained left ankle (Dec. 16-23); and Mar. 13 vs. Denver (stomach virus)...Game-and-season-high 29 points in 25 bench minutes at Orlando, Dec. 28; NY high scorer in first game in team's recorded day-by-day history (since 1964-65) in which they didn't have a starter in double-figure points...Major role in 3OT win over Suns, Jan. 2, with 20 points and career-high-tying 15 rebounds. After nailing two clutch free throws with :08.4 left to send game into OT (104-104), scored 13 points in three OT sessions.

2006-07 (Knicks): Enjoyed finest year of NBA career...Over 81 games (all starts), averaged team-leading 19.5 points (23rd in NBA) with 7.0 rebounds (third on team; 29th in NBA) and .576 shooting (second on team to Lee's .600; fourth overall in NBA) over 35.2 minutes...Led Knicks in games played (81)...One of NY's trio of .500-plus shooters (with Lee .600 and Balkman .505)...Career highs in games played (81, tied), total minutes (2,849), rebounds (571), assists (68, tied), steals (34), free throws made and attempted (405-659), total points (1,576), scoring average (19.5) and rebounding average (7.0)...Set or tied single-game highs in points (43 at Milwaukee, Apr. 7), rebounds (15 vs. Memphis, Dec. 4) and minutes (54 in 3OT vs. Detroit, Dec. 27)...Led Knicks in scoring 27 times, rebounds 17 times...Had 42 20-plus scoring games, six 30-plus games, 18 double-doubles and team-leading 12 20-10 games...**Fourth in NBA in field goal percentage (.576), second-best single-season mark in club history (minimum 200 FGM); trailing only David Lee's .600 that same season**...His 659 free throw attempts were second-highest single-season mark in club annals (Richie Guerin 762 in 1961-62)...Had 11 consecutive 20-plus scoring games, Nov. 24-Dec. 13, with 24.9 points (274). Knicks' longest 20-plus streak since Patrick Ewing had 17 straight 20-plus, Jan. 8-Feb. 6, 1994...**Went 27-35 FGA (.771) over three-game span, Jan. 2-5.** According to Elias Sports Bureau, NBA's highest-shooting three-game span (minimum 35 attempts) since Spurs' David Robinson went 32-40 (.800) in January 1998...Missed just one game due to injury (Jan. 26 vs. Heat, sore left calf)...**Career-high-tying 15 rebounds** in win over Grizzlies, Dec. 4...**Career high 54 minutes** in 3OT win over Pistons, Dec. 27, with 33 points and no personals; NY record for most minutes played in a game without a foul; and longest stint for any player without a foul since Grizzlies' Mike Bibby went 54 minutes without a foul, Apr. 14, 2000 vs. Minnesota...Went 9-9 from the floor (27 points) at Seattle, Jan. 5, falling two shy of Knicks mark for most makes in a game without a miss...Slam dunk off Crawford's alley-oop feed with :07.1 left lifted NY to 107-106 win at Lakers, Feb. 13...Outdueled Shaq for game-high points (28) and rebounds (11) in win over Heat, Feb. 26...**Scored career-high 43 points (17-20 FGA, 1-1 from Downtown, 8-12 FTA) in 50 minutes in OT win at Milwaukee, Apr. 7; first career 40-plus scoring game. Sent game into OT with three-point bomb at fourth quarter buzzer (second career three-pointer)**...Capped season by tipping in Rose's close-in miss with :00.6 seconds left, lifting Knicks to season-ending win at Charlotte, Apr. 18.

2007-08 (Knicks): Endured first of three straight injury-shortened seasons...Averaged 13.2 points and shot .546 over 25.9 minutes in 59 games (58 starts)...Recorded 12 20-plus scoring games, two double-doubles and one 20-10 game...Fell three makes short of qualifying for NBA Leader Board in field goal percentage, ending streak in which he'd been in NBA Top 15 in shooting each of prior five seasons...Went 0-5 from the line in Opening Night loss at Cleveland, Nov. 2, one shy of Knicks mark for single-game shutout at the line...Game-and-season-high 29 points in win at Chicago, Jan. 8...Sidelined for season's final weeks with right knee injury/surgery...Suffered right knee injury on Mar. 7 vs. Pistons; **underwent successful arthroscopic surgery to remove torn cartilage in right knee, Mar. 17.** Surgery performed by team orthopedist Dr. Answorth Allen...Sidelined for season's final 20 games (Mar. 8-Apr. 16)...Missed a total of 23 games due to injury...Earlier, missed one game with sprained left ankle (Dec. 5 at New Jersey) and two in Feb. with flu-like symptoms...Hampered in training camp and season's opening weeks with right labral tear (shoulder).

2008-09 (Knicks): Limited by knee pain to just three games off the bench (12 total minutes, five total points)...Missed a total of 63 games due to injury...DNP (CD) 16 times (missed additional time in mid-season due to personal/family)...After missing season's first 33 games (sore knee), made season debut in loss at Dallas, Jan. 8, with two points and two rebounds in 2:38...At Charlotte, Mar. 28, went scoreless over 2:20 in second quarter...Made final appearance at Utah, Mar. 30, with three points in 6:48.

Community Corner: Oversaw E-City's Crew ticket section which provided tickets to Knicks home games to area youth groups throughout 2009-10 season...Joined the rest of his teammates and a bevy of celebrities and supermodels at Knicks Bowl XI, the star-studded charity event that has helped to raise nearly \$2 million for the Garden of Dreams Foundation, Feb. 1, 2010 at Chelsea Piers...Joined the rest of his teammates and coaching staff to host 30 children from SCO Family of Services at Madison Square Garden Training Center for the third annual "Knicks Dream Day", Oct. 30, 2008, which included a private tour of the facility, autograph session and interactive games...Joined teammates for a Garden of Dreams family visit to five-year old Faith Griffin, a resident of Miami's Ronald McDonald House, Nov. 11, 2007...Signed autographs for fans who donated school supplies to the Garden of Dreams Foundation, Dec. 3, 2007 at the NBA Store on Fifth Ave...Participated in Garden of Dreams Holiday Hospital Visits to Maria Fareri Children's Hospital in Westchester, Dec. 18...On Jan. 22, 2008, co-hosted a pizza party and distribute school supplies to children at the Children Aid Society's Frederick Douglass Center as part of the Garden of Dreams Foundation's "Week of Giving"...Hosted Dream Night party for 200 Garden of Dreams children and their families at the WaMu Theatre, Apr. 9, 2008...Co-hosted Garden of Dreams children's bowling event at Harlem Lanes, Apr. 10, 2008...Kicked off first season in NY at the annual Knicks Halloween Read to Achieve launch event at Planet Hollywood, Oct. 27, 2005. Hosted 70 Knicks Reading Zone children for a group reading of the book "The Widow's Broom" by Chris Van Allsburg...Visited rehabbing military personnel at Walter Reed Army Medical Center during Knicks' trip to Washington, Apr. 3, 2006...During Chicago tenure, served as co-sponsor of Bulls' "3C" charity ticket section (with Tyson Chandler and Jamal Crawford), which donated 30 tickets to each home game to youth groups...Active in Bulls' Read-To-Achieve program and participated in Reading Time Outs at Chicagoland firehouses and Lincoln Park Zoo...In October 2002, hosted a Back-To-School assembly for 400 students at Chicago's Herbert Elementary School.

Personal: As a child, his parents and family referred to him as "Little Eddy", as he is named after his father...Wingspan of 7-6½...Illinois State "Mr. Basketball" while a senior at Thornwood High in 2000-01, leading Thunderbirds to the Class AA state title game...MVP of 2001 McDonald's All-American Game (28 points)...Had accepted a full athletic scholarship to DePaul University prior to deciding to turn pro (made formal announcement following EA Sports Roundball Classic in Evanston)...While growing up, played recreationally with future teammate Quentin Richardson...Enjoyed participating in tumbling and gymnastics as a youth...Favorite musicians include Jay-Z, Lil Wayne, Kanye West and Drake...Idols growing up include Michael Jordan, Magic Johnson and Gale Sayers...Lists Dr. Martin Luther King, President Barack Obama and Eddy's mother as three individuals he'd most like to have dinner with.

JERSEY NUMBER: **23**
 POSITION: **Guard**
 HEIGHT: **6-2**
 WEIGHT: **185**

BORN: **Mar. 16, 1986 / Tampa, FL**
 HIGH SCHOOL: **Jonesboro / Jonesboro, GA**
 COLLEGE: **Florida State**
 YEARS PRO: **1**

TONY DOUGLAS

NBA Regular Season Record

Season	Team	G	Min	FGM	FGA	Pct.	3P	3PA	Pct.	FTM	FTA	Pct.	Off	Def	Tot	Ast	Stl	To	Blk	Pts	RPG	APG	PPG
09-10	NYK	56	1087	179	391	.458	68	175	.389	55	68	.809	40	68	108	112	42	55	3	481	1.9	2.0	8.6

Career Highs

Minutes	41 at BOS	Mar. 17, 2010	FT Made	4	Done 5 times	Assists	8 at DAL	Mar. 13, 2010
FG Made	10	Done 2 times	FT Att.	6 vs. DEN	Mar. 23, 2010	Steals	3	Done 2 times
FG Att.	19	Done 2 times	Off. Reb.	5 at BOS	Mar. 17, 2010	Turnovers	5 vs. HOU	Mar. 21, 2010
3-Point FGM	6 vs. HOU	Mar. 21, 2010	Def. Reb.	5 at MEM	Mar. 12, 2010	Blocked Shots	1	Done 3 times
3-Point FGA	10	Done 2 times	Total Reb.	7 at BOS	Mar. 17, 2010	Points	26 vs. HOU	Mar. 21, 2010

Career Transactions: Selected by L.A. Lakers in first round (29th overall) of 2009 NBA Draft... Traded by L.A. Lakers for 2011 second-round draft choice and cash consideration on Jun. 25, 2009... Signed to contract on Jul. 9, 2009.

As A Professional: Second-year pro comes off impressive rookie season... Averaged 8.6 points (14th among NBA rookies) over 19.4 minutes in 56 games (12 starts) as a rookie in 2009-10... Registered seven 20-plus scoring efforts, nailing 68 three-pointers for a Knicks rookie record... Following outstanding four-year college career at Florida State (three years) and Auburn (one year), rights were acquired by NY from Lakers for a 2011 second-round draft choice and cash considerations on Draft Night (Jun. 25, 2009).

2009-10: In rookie campaign, earned regular rotation spot and logged quality minutes throughout season's final weeks... Appeared in 56 games (12 starts) with 8.6 points, 2.0 assists and .458 shooting (179-391) over 19.4 minutes... **Went 68-175 (.389) from Downtown, breaking Nate Robinson's club rookie mark for three-pointers made (58 in 2005-06)**... Shot .809 (55-68) from the line... **Season Highs: Points: 26* (Mar. 21 vs. Houston); Assists: 8* (Mar. 13 at Dallas); Rebounds: 7* (Mar. 17 at Boston)**... Among NBA rookies, ranked 14th in scoring (8.6), 10th in assists (2.0) and sixth in three-point shooting (.389)... Led Knicks in scoring three times, assists six times... Recorded 21 double-digit scoring games with seven 20-plus efforts... Did not miss a game due to injury; DNP (CD) 26 times... **Start-Bench:** As a starter (12 games, Knicks 5-7), Toney averaged 14.5 points (174) and 3.8 assists (45) with .478 shooting (64-134) over 31.2 minutes (374)... Off the bench, had 7.0 points (307) and 1.5 assists (67) with 115-257 shooting (.447) over 16.2 minutes (713) in 44 games... **Late Push:** Appeared in 36 of season's first 62 games (Oct. 28-Mar. 6) with 5.8 points (210) on 82-177 shooting (.463) over 13.1 minutes (471)... **Then saw action in each of year's final 20 games (Mar. 8-Apr. 14), including 10 starts, with 13.6 points (271) on 97-214 shooting (.453) over 30.8 minutes (616)**... Double-figure points in 15 of final 20 games... **Key Games:** Had 21 points (9-14 FGA) in loss to Jazz, Nov. 9, missing on potential game-tying jumper in final seconds... Made first pro start with team-high 23 points in loss to Hawks, Nov. 11... Off the bench for 19 points (all in the second half) in loss at Memphis, Mar. 12... Key figure in 34-point win at Dallas, Mar. 13, with 21 points (8-10 FGA, 4-4 from Downtown) and season-high eight assists with no turnovers... Logged season-high 41 minutes in start vs. Celtics, Mar. 17 (11 points, season-high seven rebounds)... Key figure in comeback win over Sixers, Mar. 19, with 22 points, including 14 in Knicks' game-ending 25-12 run... **Season-high 26 points in loss to Rockets, Mar. 21, going 6-10 from Downtown to tie Nate Robinson's club single-game rookie mark for three-pointers**... Scored 16 points in win over Nuggets, Mar. 23, including game's biggest shot: clutch jumper with :27.8 left to give NY 107-104 lead.

As A Collegian: Overall four-year college averages of 16.8 points and 2.6 assists with .442 shooting over 130 games (126 starts)... Played last three seasons at Florida State after transferring from Auburn... Career .802 free throw shooter and went 240-639 (.376) career from Downtown... As a senior, was named third team All-America by The Associated Press and *The Sporting News*, along with All-ACC First Team and ACC Defensive Player of the Year honors, scoring career-high 21.5 points... As a junior, was named to All-ACC Third Team and to All-ACC Defensive Team... As a freshman at Auburn, named to Freshman All-America Third Team and All-SEC Freshman Team... Poured in a career-high 38 points vs. Nicholls State on Nov. 24, 2004 in just his third career college game... Ended college career as Florida State's fifth-leading all-time scorer (1,655 points), fifth on Seminoles' list in three-pointers (178) and fifth in free throw percentage (.806)... Two-time winner of Charlie Ward Award as Seminoles' top defensive player (2008 and 2009).

Community Corner: Active participant in the 2010 Knicks Basketball Summer Clinics which focused on teaching offense, defense, shooting and game fundamentals. Joined Danilo Gallinari to host 30 children from WHEDCo., a Garden of Dreams partner organization, to "Show Kids NY" with a day of fun-filled activities at Sportnet USA in Elmsford, NY, Jan. 27... Joined the rest of his teammates and a bevy of celebrities and supermodels at Knicks Bowl XI, the star-studded charity event that has helped to raise nearly \$2 million for the Garden of Dreams Foundation, Feb. 1 at Chelsea Piers.

Personal: Toney Bernard Douglas... Majored in business at Florida State... Brother, Harry, was a starting wide receiver for Louisville (2004-07) is currently with the NFL's Atlanta Falcons (they are the sixth pair of brothers to play in the NBA and NFL)... Toney and Harry starred in the backcourt together in high school for three years... 2004 Parade Magazine All-American and McDonald's All-America nominee following senior year at Jonesboro (GA) HS... Earned three-time All-State First Team high school honors from *The Atlanta Constitution*.



Paul Bereswill, NBAE/Getty Images

JERSEY NUMBER: **2**
 POSITION: **G**
 HEIGHT: **6-1**
 WEIGHT: **205**

BORN: **Jun. 26, 1984 / Marion, SC**
 HIGH SCHOOL: **Latta / Latta, SC**
 COLLEGE: **North Carolina**
 YEARS PRO: **5**

RAYMOND FELTON

NBA Regular Season Record

Season	Team	G	Min	FGM	FGA	Pct.	3P	3PA	Pct.	FTM	FTA	Pct.	Off	Def	Tot	Ast	Stl	TO	Blk	Pts	RPG	APG	PPG
05-06	CHB	80	2406	345	883	.391	97	271	.358	161	222	.725	77	188	265	446	102	182	8	948	3.3	5.6	11.9
06-07	CHB	78	2832	393	1024	.384	103	312	.330	204	256	.797	51	216	267	545	118	230	10	1093	3.4	7.0	14.0
07-08	CHB	79	2972	412	997	.413	56	200	.280	260	325	.800	37	199	236	583	96	213	12	1140	3.0	7.4	14.4
08-09	CHB	82	3086	442	1083	.408	59	207	.285	219	272	.805	54	256	310	553	126	228	30	1162	3.8	6.7	14.2
09-10	CHB	80	2643	388	846	.459	60	156	.385	132	173	.763	53	235	288	446	123	168	22	968	3.6	5.6	12.1
Totals		399	13939	1980	4833	.410	375	1146	.327	976	1248	.782	272	1094	1366	2573	565	1021	82	5311	3.4	6.4	13.3

NBA Playoffs

Season	Team	G	Min	FGM	FGA	Pct.	3P	3PA	Pct.	FTM	FTA	Pct.	Off	Def	Tot	Ast	Stl	TO	Blk	Pts	RPG	APG	PPG
09-10	CHB	4	130	17	42	.405	4	13	.308	9	12	.750	3	7	10	20	2	6	0	47	2.5	5.0	11.8

Career Highs

Minutes	57 vs. LAL	Dec. 29, 2006	FT Made	13 vs. WAS	Nov. 21, 2007	Assists	19 at IND	Dec. 30, 2006
FG Made	13 at PHO	Feb. 25, 2006	FT Att.	16 vs. WAS	Nov. 21, 2007	Steals	7 vs. MIL	Nov. 22, 2008
FG Att.	24 vs. LAL	Dec. 29, 2006	Off. Reb.	5 vs. MIL	Jan. 13, 2006	Turnovers	9 vs. CLE	Mar. 20, 2007
3-Point FGM	4	Done 11 times	Def. Reb.	10 at LAL	Jan. 27, 2009	Blocked Shots	2	Done 10 times
3-Point FGA	10	Done 2 times	Total Reb.	11 at LAL	Jan. 27, 2009	Points	32 vs. PHI	Apr. 7, 2009

Career Transactions: Selected following junior season by Charlotte in the first round (fifth overall) of the 2005 NBA Draft... Signed by New York as a free agent on Jul. 12, 2010.

As A Professional: Brings hard-nosed floor leadership and long-range prowess to Knicks for sixth NBA season, following five years in Charlotte... NBA career averages of 13.3 points, 6.4 assists and 1.42 steals over 399 games (369 starts) in five seasons with Bobcats... **Bobcats' all-time franchise leader in assists (2,573) and three-pointers (375, ahead of Matt Carroll's 313)**... Has ranked among NBA Top 20 in assists in each of last four seasons, NBA Top 20 in steals in three of last four campaigns... Owns four career 30-plus scoring games... Has gone 375-1146 (.327) career from Downtown... Model of durability has appeared in at least 78 games in each of his five NBA seasons, with 80-plus games three times... Helped lead Bobcats to first NBA Playoff berth in franchise history in 2009-10... Named to NBA All-Rookie Second Team in 2005-06 and finished fourth in T-Mobile Rookie of the Year voting... Three-time T-Mobile NBA Eastern Conference Rookie of the Month (February, March, April) in 2005-06... Played in 2007 T-Mobile Rookie Challenge at Las Vegas... Quoting President, Basketball Operations Donnie Walsh: "Raymond is a top point guard and someone we targeted during the free agency period. He is an all-around player, excelling on both sides of the court and a true professional."... Quoting Head Coach Mike D'Antoni: "Signing Raymond give us a good veteran point guard who should be a great fit for us. I think our system will highlight his numerous skills and that he will give us leadership and toughness at one of the most important positions on the floor."... One of four Tar Heels selected within the first 14 picks of the '05 Draft.

2009-10 (Bobcats): Helped lead Bobcats to first NBA Playoff berth in franchise history, averaging 12.1 points, 5.6 assists (19th in NBA) and a career-high .459 from the field (388-846) over 33.0 minutes in 80 games (all starts)... Went 60-156 (.385) from Downtown... On NBA Leader Board, finished 19th in assists (5.6), 15th in steals (1.54), 18th in assist-to-turnover ratio (2.65) and 20th in steals-to-turnover ratio (0.73)... Had six 20-plus scoring games and five 10-plus assist games... **Season Highs: Points: 28 (Dec. 4 at NJN); Assists: 11, three times; Rebounds: 9, twice**... Led Bobcats in scoring seven times, assists 50 times... Season-high 28 points (11-14 FGA, 4-4 from Downtown) on Dec. 4 at New Jersey... Season-high 11 assists three times (Mar. 9 vs. Heat, Mar. 12 vs. Clippers, Mar. 26 vs. Wizards)... Broke Knicks' hearts in season's second game with 22 points in 2OT win over NY at Charlotte, Oct. 30. Forced second OT with driving layup with :13.4 left in first OT (88-88)... Had two, six-steal games (Dec. 8 vs. Denver, Jan. 30 at Sacramento)... Missed two games due to injury (one with sprained right ankle, one with flu-like symptoms)... **In The Playoffs:** Averaged 11.8 points, 5.0 assists and went 17-42 (.405) over 32.5 minutes, starting all four games as Bobcats were swept in first round by Magic in first-ever post-season appearance... Scored 19 points in Game One (Apr. 18 at Orlando) and had six assists each in Games Three and Four at Charlotte... **Became free agent, Jul. 1.**

Year-By-Year: 2005-06 (Bobcats): Made immediate impression in first NBA season... Named to NBA All-Rookie Second Team and finished fourth in T-Mobile Rookie of the Year voting (won by Hornets' Chris Paul)... Three-time T-Mobile NBA Eastern Conference Rookie of the Month (February, March, April)... Averaged 11.9 points and 5.6 assists (21st in NBA) over 30.1 minutes in 80 games (54 starts)... Went 97-271 (.358) from Downtown... Had 11 20-plus scoring games and two 30-plus games... Double-figure assists 14 times... Among NBA rookies, finished fourth in scoring (11.9), second in assists (5.6)... Led Bobcats in scoring 13 times, assists 27 times... Season-highs 31 points on Feb. 25 at Phoenix, 14 assists on Apr. 17 vs. Knicks at MSG... Missed two games due to injury (sprained right big toe, abdominal strain).

2006-07 (Bobcats): Standout sophomore campaign with 14.0 points and 7.0 assists (10th in NBA) over 36.3 minutes in 78 games (75 starts)... Ranked 14th in NBA with 1.51 steals... Went 103-312 (.330) from Downtown, with career-high 103 3PT FGM... Had 11 20-plus scoring games and 13 double-figure assist games... Bobcats were 9-2 when he had a points-ast double-double... Led Bobcats in scoring 13 times, assists 45 times... Season-high 24 points on Mar. 10 vs. Grizzlies... Enjoyed remarkable two-day stretch just prior to New Year's: Logged **career-high and NBA season-high 57 minutes** in 3OT win over Lakers, Dec. 29 (22 points, 15 assists). Just 24 hours later, **dished off a career-high 19 assists at Indiana, Dec. 30**... Scored 17 points with six assists for Sophomores in T-Mobile Rookie Challenge at NBA All-Star 2007 in Las Vegas... Missed four games due to injury (two in January with sprained left ankle).

2007-08 (Bobcats): Enjoyed perhaps his best all-around season with career-highs 14.4 points and 7.4 assists (seventh in NBA) over 37.6 minutes (22nd in NBA) in 79 games (all starts)... Had 13 20-plus scoring games and 19 double-figure assist games... Led Bobcats in scoring eight times, assists 57 times... Season-highs 29 points on Feb. 11 vs. Lakers, 15 assists on Jan. 14 vs. Nuggets... Shot .800 from the line and nailed 22 straight free throws, Feb. 22-Mar. 5... Missed three games due to injury (knee/ankle).

2008-09 (Bobcats): Played in all 82 games (81 starts) and logged career-high 3,086 total minutes (37.6 minutes, 15th in NBA)... Averaged 14.2 points, 6.7 assists (13th in NBA) and 1.54 steals (11th in NBA)... Shot .408 from the field and a career-high .805 from the line (219-272)... Career-high 126 total steals... Had 14 20-plus scoring games and two 30-plus games... Ten double-figure assist games... Led Bobcats in points 18 times, assists 53 times... Had 30 blocked shots after notching 30 total blocks over his first three NBA seasons... **Scored a career-high 32 points vs. Sixers, Apr. 7**... Notched a career-high seven steals on Nov. 22 vs. Bucks... Season-high 14 assists on Dec. 1 vs. Timberwolves... Came within one assist of a triple-double in Jan. 27 2OT win at Lakers (21 points, 9 assists, career-high 11 rebounds).

As A Collegian: Three-year averages of 12.5 points and 6.9 assists in 101 games for North Carolina... First player in Tar Heels history to record 1,000 points, 600 assists, 300 rebounds, 150 steals and 100 three-point field goals... Fourth on Tar Heels list in career assists (698) and second in assists per game (6.9)... In his final (junior) season, was named to the NCAA Final Four All-Tournament Team after helping lead North Carolina to 2005 NCAA title, averaging 13.7 points and 6.8 assists in NCAA Tourney... Named First Team All-ACC, Honorable Mention All-ACC Defensive and Third Team Associated Press All-American... As a sophomore in 2003-04, led ACC and ranked fifth in the nation with 7.1 assists... In 2002-03, became first freshman in UNC history to be voted team MVP.

Community Corner: Served as a spokesperson for Big Brothers/Big Sisters of Charlotte... In conjunction with the Feed the Children Program, hosted food drives in Charlotte and in his hometown of Latta, SC.

Personal: Raymond Bernard Felton, Jr... Has two older sisters, Charmaine and Juvonna... Charmaine attended North Greenville College on a softball scholarship and Juvonna went to Claffin College on a basketball scholarship... Named Naismith Award winner by the Atlanta Tipoff Club as the 2002 National High School Player of the Year and was also Gatorade National Player of the Year... Led Latta High School to back-to-back state championships and a 104-9 record in his career... Two-time Mr. Basketball winner in South Carolina... Broke state career scoring record with 2,992 points... Helped lead the East to victory in the McDonald's All-America Game at MSG... In high school, played football (quarterback and safety) and baseball (pitcher and shortstop) for two years and ran the 100 meters one year.



JERSEY NUMBER: 6
 POSITION: G/F
 HEIGHT: 6-7
 WEIGHT: 210

BORN: Jul. 27, 1987 / Long Beach, CA
 HIGH SCHOOL: Los Alamitos / Los Alamitos, CA
 COLLEGE: Stanford
 YEARS PRO: Rookie

LANDRY FIELDS

NBA Regular Season Record

Season	Team	G	FGM	FGA	Pct.	3P	3PA	Pct.	FTM	FTA	Pct.	Tot	Ast	Stl	Blk	Pts	RPG	APG	PPG
06-07	Stanford	30	45	124	.363	20	66	.303	15	23	.652	74	22	7	4	125	2.5	0.7	4.2
07-08	Stanford	33	46	127	.362	22	62	.355	20	32	.625	67	33	11	7	134	2.0	1.0	4.1
08-09	Stanford	34	160	321	.498	32	87	.368	78	120	.650	226	66	42	18	430	6.6	1.9	12.6
09-10	Stanford	32	248	506	.490	29	86	.337	179	257	.696	280	89	51	25	704	8.8	2.8	22.0
Totals		129	499	1078	.463	103	301	.342	292	432	.676	647	210	111	54	1393	5.0	1.6	10.8

Career Transactions: Selected by New York in the second round (39th overall) of the 2010 NBA Draft. Signed to contract on Aug. 26, 2010

The Draft: Quoting Landry: "I knew coming into this draft process I had to show a lot of people what I could do...My game is a lot of versatility. I can shoot the ball pretty well. Athleticism has been great. I think my passing is even underrated for what it is, and high basketball intelligence."...Quoting Assistant Coach Dan D'Antoni, who coached Landry in Summer League: "He's smart. He makes hustling look easy, and he makes athleticism look normal. When you look at a lot of kids, you go, 'Oh, he's athletic.' Well, he's athletic but he makes it look normal."...Made pro debut at 2010 NBA Summer League in Las Vegas, recording team-highs 15.6 points and 4.8 rebounds with .527 shooting (29-55) over 25.6 minutes in five games (one start) with double-figure points in each game.

As A Collegian: Compiled four-year averages of 10.8 points, 5.0 rebounds and .463 shooting over 23.6 minutes in 129 games (65 starts) at Stanford...Quintessential late bloomer, with headline-making and honor-laden senior season...After averaging 7.1 points and 3.8 rebounds over his first three seasons (97 games), blossomed into All-Pac-10 First Team selection as a senior with 22.0 points, 8.8 rebounds and .490 shooting over 36.3 minutes...Led Pac-10 in scoring (22.0, eighth in nation) and rebounding (8.8) as a senior...His 704 points in senior year marked third-highest single-season total in school history...Had 23 career 20-plus scoring games, 21 as a senior...Went 103-301 (.342) career from three-point range...Won Hank Luisetti Award (Stanford team MVP) as a senior.

Senior (2009-10): Authored one of the most dominant seasons in Stanford basketball history, earning All-Pac-10 First Team honors with 22.0 points, 8.8 rebounds and .490 shooting over 36.3 minutes in 32 games (all starts)...Led Pac-10 in scoring (22.0, eighth in nation) and rebounding (8.8)...Named to 2009-10 U.S. Basketball Writers Association All-District Team and National Association of Basketball Coaches All-District 20 First Team...Scored in double-figures in all 32 games, first Stanford player since Adam Keefe in 1991-92 (29 games)...His 704 total points represented the third-best single-season total in school history, trailing only Adam Keefe (734 in 1991-92 and 709 in 1990-91)...Had 21 20-plus scoring games (after just two over his first three college seasons) and three 30-plus efforts...Recorded 13 double-doubles...Went 29-86 (.337) from Downtown...Was 179-257 FTA (.696), leading team in both FTM and FTA...Two-time Pac-10 Player of the Week...Won Hank Luisetti Award as Stanford team MVP...Led Cardinal in scoring 25 times, rebounding 28 times...Scored a career-high 35 points (13-18 FGA) at UCLA, Feb. 4...Season-high 14 rebounds vs. Washington in Pac-10 semis, Mar. 12...Tied career high with six assists, twice.

Junior (2008-09): Became fulltime starter after coming off the bench in all 63 games over first two seasons...Over 34 games (33 starts), averaged 12.6 points, team-high 6.6 rebounds and shot career-high .498 from the floor over 30.7 minutes...Went 32-87 (.368) from Downtown (career-high 32 three-pointers)...Five double-doubles...Season-high 22 points vs. Washington, Feb. 8...Hauled in career-high 15 rebounds vs. Washington, Mar. 12.

Sophomore (2007-08): Notched 4.1 points, 2.0 rebounds over 12.6 minutes in 33 games off the bench

Freshman (2006-07): In 30 games off the bench, had 4.2 points and 2.5 rebounds in 14.0 minutes...Had 20 three-pointers, third on team.

High School/Personal: Parents are Steve and Janice Fields; both of whom played collegiate basketball. Steve played at Miami of Ohio and was drafted by Portland in seventh round (114th overall) of 1975 NBA Draft...Communication major with a 3.03 GPA, was named 2009-10 Toyo Tires Pac-10 Men's Basketball Scholar-Athlete of the Year (criteria: senior receiving a degree, 3.0 or higher cumulative GPA, significant athletic contributor)...Earned Pac-10 All-Academic honors as a senior...Three-year letter-winner at Los Alamitos HS...Sunset League MVP and First-team All-Orange County in 2006...Named to 2006 All-Los Angeles Times team and Long Beach Press Telegram Dream Team...Led team to CIF Southern Section Division 1-AA title for the first time in school history, advancing to state Division 1 semifinals...Hobbies include playing basketball and listening to music.



Jack Arent, NBAE/Getty Images

JERSEY NUMBER: **8**
 POSITION: **Forward**
 HEIGHT: **6-10**
 WEIGHT: **225**

BORN: **Aug. 8, 2008 / Milan, Italy**
 YEARS PRO: **2**

DANILO GALLINARI

NBA Regular Season Record

Season	Team	G	Min	FGM	FGA	Pct.	3P	3PA	Pct.	FTM	FTA	Pct.	Off	Def	Tot	Ast	Stl	TO	Blk	Pts	RPG	APG	PPG
08-09	NYK	28	412	56	125	.448	32	72	.444	26	27	.963	13	42	55	15	14	15	4	170	2.0	0.5	6.1
09-10	NYK	81	2747	392	927	.423	186	488	.381	251	307	.818	65	333	398	135	75	110	58	1221	4.9	1.7	15.1
Totals		109	3158	448	1052	.426	218	560	.389	277	334	.829	78	375	453	150	89	125	62	1391	4.2	1.4	12.8

Career Highs

Minutes	44	Done 2 times	FT Made	11 vs. PHI	Mar. 19, 2010	Assists	8 at GSW	Apr. 2, 2010
FG Made	10	Done 3 times	FT Att.	14 vs. PHI	Mar. 19, 2010	Steals	4 at ORL	Dec. 2, 2009
FG Att.	22 vs. PHI	Oct. 31, 2009	Off. Reb.	3	Done 6 times	Turnovers	4 vs. DET	Jan. 18, 2010
3-Point FGM	8 vs. PHI	Oct. 31, 2009	Def. Reb.	10	Done 3 times	Blocked Shots	4 at WAS	Feb. 26, 2010
3-Point FGA	16 vs. PHI	Oct. 31, 2009	Total Reb.	11	Done 2 times	Points	31 vs. BOS	Apr. 6, 2010

Career Transactions: Selected by New York in first round (sixth pick overall) of 2008 NBA Draft... Signed to contract on Jul. 8, 2008... Exercised three-year option on Oct. 23, 2009.

As A Professional: Currently in third NBA season, Italian import has emerged as one of the game's deadliest long-distance artists while continuing to develop all-around game... Has averaged 12.8 points with .426 shooting over 109 games (76 starts) in two NBA seasons, with 218-560 (.389) from Downtown... Nailed 186 three-pointers in 2009-10, second in the NBA and the second-best single-season mark in Knicks franchise history... Scored five points for Sophomores in T-Mobile Rookie Challenge and Youth Jam at All-Star 2010 in Dallas; also finished fourth (tied) in Foot Locker Three-Point Contest... Played in team-leading 81 games in 2009-10 after back injury limited him to 28 games in rookie season of 2008-09... Owns two career 30-plus scoring games and five career double-doubles (all in 2009-10)... Quoting Dallas' Dirk Nowitzki: "I think he's way ahead of my curve. When I was 20, I was struggling so much. I watched a bunch of games this year, and he looks confident out there. He's knocking big shots down for them. I think he worked on his drive some, he's finishing in the paint some, and they're looking for him to get big baskets. So, definitely ahead of me."

2009-10: Blossomed in second NBA season into consistent long-distance threat, adding inside game and defensive intensity... Averaged 15.1 points (fourth on team), 4.9 rebounds and shot .423 (.392-.927) over 33.9 minutes in 81 games (74 starts)... **Season Highs: Points: 31* (Apr. 6 vs. Boston); Assists: 8* (Apr. 2 at Golden State); Rebounds: 11*, twice... Shot .818 from the line (251-307), with Knicks season-high 29 straight free throws from Apr. 6-12... Played in team-high 81 games (tied with Lee) after back pain limited him to just 28 contests in rookie season. Only game missed was injury-related DNP (CD) on Dec. 4 vs. Hawks (sore right forearm)... **Downtown: Went 186-488 (.381) from three-point range, finishing second in the NBA in makes to Houston's Aaron Brooks (209) and recording the second-highest single-season total in Knicks franchise history (to John Starks' 217 in 1994-95)... Connected from three-point range in 70 of his 81 games... Had 17 games with at least four three-pointers: eight four-homer games, five five-homer games, two six-homer games, one seven-homer game (season opener, Oct. 28 at Miami) and one eight-homer game (home opener, Oct. 31 vs. Sixers)... Had 12 games with at least 10 three-point attempts... **Season Highlights:** Sixth among NBA sophomores in scoring (15.1)... Led Knicks in scoring 12 times, rebounds four times... Had 20 20-plus scoring games, two 30-plus scoring efforts and five double-doubles... Scored 20-plus points in a half five times (season-high 24 points in a half, three times)... Logged 40-plus minutes 18 times... Scored 1,000th career point on Mar. 6 vs. Nets; played in 100th career game on Mar. 29 at Utah... **Weekend In Big D:** Scored five points for Sophomores****



Nathaniel S. Butler, NBAE/Getty Images

squad in T-Mobile Rookie Challenge and Youth Jam at All-Star 2010 in Dallas...Finished fourth (tied) in Foot Locker Three-Point Contest, and assisted on Nate Robinson's third career win in Sprite Slam Dunk competition...**Key Games: Went 8-16 from Downtown (30 points) in OT loss to Sixers in home opener, Oct. 31. Tied Knicks single-game mark with 16 three-point attempts, fell one shy of single-game club mark for makes (Starks, Sprewell)...**Scored 21 points and added game's key defensive play in win over Bobcats, Dec. 20. Atoned for two missed free throws in last :19.2 by blocking Acie Law's layup attempt which would have tied score in final seconds...On Italian Heritage Night at MSG, scored 26 points in loss to Raptors, Jan. 15...Career-high four blocks (tied Knicks season high) in win over Wizards, Feb. 26...Scored team-high 28 points (5-13 from Downtown) in win over Nuggets, Mar. 23. Scored four points (1-7 FGA) in first half, then 24 (6-12 FGA, 4-10 from Downtown) in second half. Had 17 points in third quarter in duel with Carmelo Anthony (12 points in quarter)...Had 29 points with **career-high eight assists** at Golden State, Apr. 2...**Poured in game- and career-high 31 points (10-15 FGA) in win over Celtics, Apr. 6...**Shined in comeback win over Wizards in home finale, Apr. 12, scoring 24 points (all in second half).

Year-By-Year: 2008-09: Lingering back pain limited rookie season to 28 games (two starts), averaging 6.1 points with .448 shooting over 14.7 minutes...Went 32-72 (.444) from Downtown...Went 26-27 FTA (.963), nailing first 21 pro attempts...Six double-figure scoring games...Connected from three-point range in 21 of his 28 games; with one three-homer game and one four-homer game...Hampered throughout season with back pain; missed a total of 45 games due to injury...DNP (CD) nine times...Season-high 17 points vs. Hawks, Mar. 4...Saw last game action of season at Cleveland, Mar. 15 (0 points, 0-1 FGA, 6 mins)...**On Apr. 7, underwent successful back surgery at Hospital for Special Surgery in Manhattan.** The laminotomy, performed by orthopedic spine specialist Dr. Patrick O'Leary, was a surgical procedure that shaved the bony plate surrounding a nerve root.

European Career Highlights: Joined Knicks after playing four pro seasons in Italy...Made pro debut (at age 16) with Assigeco Casalpusterlengo (Italian Serie B-1 League) in 2004-05...Signed with Armani Jeans Milano and played on loan with Edimes Pavia (Italian A-2 League) in 2005-06...Moved up to Armani Jeans Milano in the Italian A-1 League, for whom he played in 2006-07 and 2007-08...Averaged 14.0 points and shot .452 in two Italian A-1 League seasons (62 games, 60 starts), with 81-223 (.363) from three-point range...Career-high 29 points vs. Siviglia during 2007-08 season...Participated in 2007 Italian All-Star Game...Named Euroleague's Rising Star in 2007-08...Member of Italian U-18 National Team, helped lead Italy to bronze medal at 2005 U-18 European Championships in Belgrade with 10.6 points.

Community Corner: Garden fan favorite and one of team's most popular players...Joined Toney Douglas to host 30 children from WHEDCo., a Garden of Dreams partner organization, to "Show Kids NY" with a day of fun-filled activities at Sportime USA in Elmsford, NY, Jan. 27, 2010...Joined the rest of his teammates and a bevy of celebrities and supermodels at Knicks Bowl XI, the star-studded charity event that has helped to raise nearly \$2 million for the Garden of Dreams Foundation, Feb. 1, 2010 at Chelsea Piers...Joined new teammates Anthony Randolph and Ronny Turiaf in NBA's Basketball Without Borders goodwill tour to Senegal, Africa in August 2010...Joined teammates, John Starks and Cal Ramsey to host youngsters from the Children Aid Society's Drew Hamilton Center in Harlem to tour NYC landmarks via Gray Line Bus Tours, Sep. 24, 2008...Joined the rest of his teammates and coaching staff to host 30 children from SCO Family of Services at Madison Square Garden Training Center for the third annual "Knicks Dream Day", Oct. 30, 2008...Joined teammates, the Knicks City Dancers, Walt Frazier, John Starks, Kareem Abdul-Jabbar, Scottie Pippen, Kenny Walker, Kym Hampton, Charles Smith and Spike Lee at the KIA Motors NBA Tip Off Celebration, Oct. 28, 2008 at Manhattan's Union Square Park.

Personal: Father, Vittorio, played professional basketball in Italy for a number of teams and was a Milan teammate and roommate of Knicks Head Coach Mike D'Antoni for eight years. Quoting Danilo on his dad: "Growing up we didn't talk a lot about basketball. We always talked about the other things that happen in life and happen during the day, but not a lot about basketball. So we always try not to talk about basketball but about other things; basketball just sometimes..."...Favorite athletes include Michael Jordan and Roger Federer...Nicknamed "The Rooster" (Il Gallo)...Threw out first ball at Mets-Yankees game at Shea Stadium, Jun. 28, 2008...Wears No. 8 to commemorate his birthdate (8/8/88)...Played for Italian National Team in summer '08 Olympic qualifying tournament...Lists Michael Jordan, Larry Bird and Angelina Jolie as three individuals he'd most like to have dinner with...Favorites: actor: Denzel Washington; actress: Angelina Jolie; entertainer: Justin Timberlake; meal: sushi or gnocchi with gorgonzola cheese.



George Kalinsky for Madison Square Garden

JERSEY NUMBER: **18**
 POSITION: **G**
 HEIGHT: **6-5**
 WEIGHT: **205**

BORN: **Sep. 10, 1980 / Washington, D.C.**
 HIGH SCHOOL: **Good Counsel / Wheaton, MD**
 COLLEGE: **Virginia**
 YEARS PRO: **7**

ROGER MASON Jr.

NBA Regular Season Record

Season	Team	G	Min	FGM	FGA	Pct.	3P	3PA	Pct.	FTM	FTA	Pct.	Off	Def	Tot	Ast	Stl	TO	Blk	Pts	RPG	APG	PPG
02-03	CHI	17	114	11	31	.355	6	18	.333	2	2	1.000	2	10	12	12	4	5	0	30	0.7	1.7	1.8
03-04	TOR/CHI	26	327	32	98	.327	13	39	.333	19	22	.864	1	30	31	26	11	20	6	96	1.2	1.0	3.7
04-05	TOR																						
06-07	WAS	62	492	59	179	.330	33	102	.324	14	16	.875	7	38	45	35	13	19	6	165	0.7	0.6	2.7
07-08	WAS	80	1707	266	600	.443	130	327	.398	62	71	.873	17	113	130	134	40	69	18	724	1.6	1.7	9.1
08-09	SAS	82	2496	349	822	.425	166	394	.421	105	118	.890	16	235	251	173	40	100	12	969	3.1	2.1	11.8
09-10	SAS	79	1514	193	496	.389	88	264	.333	27	34	.794	11	151	162	137	30	59	14	501	2.1	1.7	6.3
Totals		346	6652	910	2226	.409	436	1144	.381	229	263	.871	54	577	631	517	138	272	56	2485	1.8	1.5	7.2

NBA Playoffs

Season	Team	G	Min	FGM	FGA	Pct.	3P	3PA	Pct.	FTM	FTA	Pct.	Off	Def	Tot	Ast	Stl	TO	Blk	Pts	RPG	APG	PPG
06-07	WAS	4	55	7	16	.438	5	10	.500	5	6	.833	0	2	2	1	1	3	0	24	0.5	0.3	6.0
07-08	WAS	6	129	19	47	.404	4	17	.235	6	8	.750	0	5	5	6	3	2	1	48	0.8	1.0	8.0
08-09	SAS	5	108	12	32	.375	7	19	.368	2	3	.667	0	8	8	9	1	4	0	33	1.6	1.8	6.6
09-10	SAS	6	60	1	12	.083	1	7	.143	0	0	---	0	4	4	2	1	2	0	3	0.7	0.3	0.5
Totals		21	354	39	107	.364	17	53	.321	13	17	.765	0	19	19	18	6	11	1	108	0.9	0.9	5.1

Career Highs

Minutes	46 at CHB	Dec. 26, 2007	FT Made	6	Done 3 times	Assists	6	Done 9 times
FG Made	13 at GSW	Feb. 11, 2008	FT Att.	7	Done 2 times	Steals	4	Done 2 times
FG Att.	21 at DEN	Feb. 3, 2009	Off. Reb.	3 vs. IND	Apr. 14, 2008	Turnovers		
3-Point FGM	7	Done 2 times	Def. Reb.	9	Done 2 times	Blocked Shots	3 vs. ORL	Mar. 5, 2008
3-Point FGA	11 vs. MIA	Nov. 7, 2008	Total Reb.	9	Done 2 times	Points	32 at GSW	Feb. 11, 2008

Career Transactions: Selected following junior season by Chicago in second round (31st overall) of 2002 NBA Draft... Traded by Chicago to Toronto for Rick Brunson on Dec. 16, 2003...Waived by Toronto on Dec. 16, 2004...Played in Greece (2004-05)...Played in Israel (2005-06)...Signed by Washington as free agent on Sep. 13, 2006...Signed by San Antonio as free agent on Jul. 11, 2008...Signed by New York as free agent on Aug. 10, 2010.

As A Professional: Well-traveled veteran and long-range artist joins Knicks for his seventh NBA season...Knicks are his fifth NBA team (Bulls, Raptors, Wizards, Spurs)...Career averages of 7.2 points on .409 shooting over 19.2 minutes in 346 games (88 starts)...**Career 436-1144 (.381) from three-point range and has two 100-plus homer seasons (career-high 166 with Spurs in 2008-09)**...Ninth on Spurs' all-time NBA career list with 254 three-pointers...Owns two career four-point plays (one regular season, one in '07 Playoffs)...Ranked 10th in NBA with career-high 166 three-pointers for Spurs in 2008-09...Owns two career 30-plus scoring games (career-high 32 points at Golden State, Feb. 11, 2008)...Career .871 free throw shooter and has been +.800 from the stripe in all six NBA seasons...Shot career-high .890 from the line for Spurs in 2008-09, the fourth-best single-season mark in Spurs' NBA history...**Recorded four game-winning shots inside game's final 30 seconds for Spurs in 2008-09**...Has appeared in 241 of possible 246 regular season games over past three seasons...Has four years of post-season experience with Wizards and Spurs, with 5.1 points over 21 career Playoff games (three starts).

2009-10 (Spurs): Over 79 games (five starts), averaged 6.3 points on .389 shooting over 19.2 minutes...Went 88-264 (.333) from Downtown and was third on team in three-pointers...Had 19 double-figure scoring games (one 20-plus game)...Had seven games with at least four three-pointers...**Season Highs: Points: 20 (Jan. 2 at Washington); Assists: 6* (twice); Rebounds: 6 (five times)**...Season-high 20 points (7-10 FGA, 4-4 from Downtown) at Washington, Jan. 2...Tied career high with six assists, twice (Nov. 21 vs. Wizards, Apr. 14 vs. Mavs in season finale)...Logged season-high 37 minutes in starting role in season finale vs. Mavs, Apr. 14 (2 points, 6 assists, 6 rebounds)...Averaged 6.4 points over 18.5 minutes off the bench, as Spurs led NBA in bench points with 39.3 points...Missed one game due to injury (Nov. 29, strained left hamstring); DNP (CD) twice...**In The Playoffs:** Came off the bench in six of Spurs' 10 post-season games vs. Mavs and Suns, with three total points (1-12 FGA) over 10.2 minutes, , **Became free agent, Jul. 1.**

Year-By-Year: 2002-03 (Bulls): In injury-shortened rookie season, came off the bench in 17 games for Bulls with 1.8 points over 6.6 minutes...Season-high six points at Houston, Mar. 14...Missed the season's first 55 games (Oct. 30-Feb. 19) while recovering from right shoulder surgery...DNP (CD) 10 times.

2003-04 (Bulls-Raptors): Over 26 games (combined Bulls-Raptors), had 3.7 points on .327 shooting over 11.7 minutes... Played three games for Bulls, 23 for Raptors...Made three starts, all for Raptors...Scored season-high 18 points in first career NBA start, Feb. 24 at New Jersey...Had early-season stint on Injured List with Bulls (strained left groin); then missed 11 late-season games (Mar. 17-Apr. 8) with sprained left ankle.

2004-05 (Greece): Started season on Raptors roster, but did not appear in a game...Placed on Injured List on Nov. 13 (sprained left ankle)...Played professionally in Greece, averaging 15.7 points in 18 games for Olympiakos.

2005-06 (Israel): Played professionally in Israel, averaging 14.0 points in 29 games for Hapoel Jerusalem.

2006-07 (Wizards): Returned to NBA and averaged 2.7 points over 7.9 minutes in 62 games off bench for Wizards...Season-high 18 points on Feb. 27 at New Jersey...Came off the bench in all four games of Wizards' first round Playoff loss to Cavs, with 6.0 points over 14.0 minutes in first career post-season action...Scored 10 points in Game Two at Cleveland (Apr. 25).

2007-08 (Wizards): Became primary three-point threat for Wizards, seeing increased playing time and production in wake of injuries to Gilbert Arenas and Caron Butler...Over 80 games (nine starts), averaged 9.1 points on career-high .443 shooting over 21.4 minutes...Went 130-327 (.398) form Downtown, joining DeShawn Stephenson (158) and Antawn Jamison (120) as the first trio of 100-plus three-point artists in Wizards history...Ranked 34th in NBA in both three-point makes (130) and percentage (.398)...Led Wiz in scoring four times...Had six 20-plus scoring games and two 30-plus games...Averaged 17.4 points in his nine starts...Logged career-high 46 minutes at Charlotte, Dec. 26 (24 points, 6-9 from Downtown)...**Scored a career-high 32 points at Golden State, Feb. 11**...Had 31 points vs. Pacers, Apr. 14, nailing career-high seven three-pointers...Came off the bench in all six games of Wizards' first round Playoff loss to Cavs, with 8.0 points over 21.5 minutes...Scored career Playoff-high 18 points in Game Three win at Washington, Apr. 24.

2008-09 (Spurs): Turned in busiest and best NBA season...Only Spur to appear in all 82 games (career high)...Averaged career-high 11.8 points over career-high (30.5 minutes) in 82 games (71 starts)...Career highs in total points (969, 11.8), assists (173, 2.1), rebounds (251, 3.1) and minutes (2,496)...**Went 166-394 (.421) from Downtown, ranking 15th in NBA in three-point percentage (.421) and 10th in makes (career-high and team-leading 166)**...Led Spurs in scoring seven times...Had 11 20-plus scoring games...**Shot career-best .890 from the line (105-118), the fourth-best single-season free throw percentage in Spurs' NBA history**...Season-high 29 points on Nov. 21 vs. Jazz (7-10 from Downtown)...Career-high nine rebounds, twice (Nov. 14 vs. Rockets, Mar. 2 at Clippers)...Logged season-high 45 minutes (20 points) in OT loss to Knicks at MSG, Feb. 17...**Spurs' Mr. Clutch recorded four game-winning shots inside game's final :30** - Nov. 17 at Clippers, Dec. 25 at Phoenix (buzzer-beating three-pointer in 91-90 win), Jan. 14 vs. Lakers, Mar. 24 vs. Warriors...Appeared in all five games (three starts) of first-round Playoff loss to Dallas, with 6.6 points.

As A Collegian: Over three seasons at Virginia, averaged 13.8 points in 89 games (29.6 minutes)...Holds school record for career free throw percentage with .869 (318-366)...As a junior (2001-02), earned All-ACC Second Team honors with 18.6 points...Named tto 2000-01 All-ACC Third Team as a sophomore, averaging team-high 15.7 points.

Community Corner: Hosted the first "Movie Night With Mase" in August 2009 in D.C. where 50 area youth competed in an essay contest highlighting the value of hard work...Hosted the first annual Ball For A Cause in July 2008 in DC, a bowling fundraiser which benefitted the National Kidney Foundation of the National Capital Area...Was a member of the Bulls' All-Star Reading Team during Chicago stint, hosting two Read to Achieve events at the Lincoln Park Zoo...Attended Mayor Daley's Back to School Assembly in Union Park, September 2003.

Personal: His father, Roger Mason, Sr., died of a kidney disease when Roger was 11...Has a tattoo on his left arm in his father's honor...His stepfather, Otis Wonsley, was a running back for the Washington Redskins from 1981-85...Avid reader, lists Architectural Digest as his favorite magazine (architecture major at Virginia)...Owns a construction company - Mason Construction - in the DC area. The three-year-old company has seven employees and does both residential and commercial projects...Led Good Counsel HS in Wheaton, MD to school-record 29 wins and No. 19 ranking in *USA Today* Super 25 list...Each summer takes a deep-sea fishing trip out of Florida or the Bahamas.



JERSEY NUMBER: **4**
 POSITION: **Forward**
 HEIGHT: **6-11**
 WEIGHT: **225**

BORN: **Jul. 15, 1989 / Worzbach, Germany**
 HIGH SCHOOL: **Woodrow Wilson (Dallas, TX)**
 COLLEGE: **Louisiana State**
 YEARS PRO: **2**

ANTHONY RANDOLPH

NBA Regular Season Record

Season	Team	G	Min	FGM	FGA	Pct.	3P	3PA	Pct.	FTM	FTA	Pct.	Off	Def	Tot	Ast	Stl	TO	Blk	Pts	RPG	APG	PPG
08-09	GSW	63	1129	199	431	.462	0	4	.000	101	141	.716	128	235	363	49	42	80	74	499	5.8	0.8	7.9
09-10	GSW	33	749	137	309	.443	1	5	.200	109	136	.801	73	142	215	42	28	49	51	384	6.5	1.3	11.6
Totals		96	1878	336	740	.454	1	9	.111	210	277	.758	201	377	578	91	70	129	125	883	6.0	0.9	9.2

Career Highs

Minutes	47 at DET	Mar. 6, 2009	FT Made	9 at PHI	Dec. 14, 2009	Assists	5	Done 3 times
FG Made	10	Done 2 times	FT Att.	11 at PHI	Dec. 14, 2009	Steals	4	Done 2 times
FG Att.	23 vs. ORL	Dec. 5, 2009	Off. Reb.	8 at DEN	Mar. 28, 2009	Turnovers	6 vs. POR	Nov. 20, 2009
3-Point FGM	1 vs. HOU	Oct. 28, 2009	Def. Reb.	14 vs. SAS	Apr. 13, 2009	Blocked Shots	8 at NOH	Dec. 23, 2009
3-Point FGA	2 at IND	Nov. 11, 2009	Total Reb.	16 vs. SAS	Apr. 13, 2009	Points	28 vs. ORL	Dec. 5, 2009

Career Transactions: Selected following freshman season by Golden State in first round (14th overall) of 2008 NBA Draft...Traded by Golden State, along with Kelenna Azubuike and Ronny Turiaf, in exchange for David Lee on Jul. 9, 2010.

As A Professional: One of the game's most promising and athletic youngsters joins Knicks for his third NBA season following two years at Golden State...As a rookie in 2008-09, was the League's youngest player at age 19...Two-year averages of 9.2 points, 6.0 rebounds, 1.30 blocks and .454 shooting in 96 games (30 starts)...Owns five career 20-plus scoring games...Had eight blocks on Dec. 23, 2009 at New Orleans to tie Orlando's Dwight Howard for NBA single-game season high...Quoting Knicks Head Coach Mike D'Antoni: "(Anthony is) as talented as anyone the League, especially at the age of 21. He just has to be more consistent and try to harness some of his enormous talent. That'll be a challenge, and at the same time it'll be very exciting."

2009-10 (Warriors): Notched 11.6 points, 6.5 rebounds and shot .443 from the field (137-309) over 22.7 minutes in 33 games (eight starts) in injury-shortened sophomore season...**Season Highs: Points: 28* (Dec. 5 vs. Orlando); Assists: 5, three times; Rebounds: 14 (Nov. 6 vs. Clippers)**...Had five double-doubles...Led Warriors in rebounds 11 times...Had two 20-plus scoring games...**Scored a career-high 28 points (10-23 FGA) on Dec. 5 vs. Magic**...Scored in double figures in 22 of his 33 games...Nailed first career three-pointer on Oct. 28 vs. Rockets...Averaged 1.55 blocks, but fell short of qualifying for NBA Leader Board in blocks...**Recorded career-high eight blocked shots on Dec. 23 at New Orleans, tying Orlando's Dwight Howard (Dec. 16 vs. Raptors) for NBA single-game season high**...In final game action of season, had six points in 12 minutes vs. Kings, Jan. 8...**Missed the season's final 47 games (Jan. 11-Apr. 14) due to sprained left ankle**...Earlier in season, missed one game with sprained left ankle (Dec. 1 at Denver) and was a DNP (CD) once.

Year-By-Year: 2008-09 (Warriors): The NBA's youngest player at age 19, averaged 7.9 points, 5.8 rebounds and 1.17 blocks over 17.9 minutes in 63 games (22 starts) as a rookie...Had three 20-plus scoring games and eight double-doubles (sixth among NBA rookies)...Averaged 11.1 rebounds from Mar. 28 through the end of the season (third in NBA behind Dwight Howard and Chris Bosh)...Season high 24 points and career-high 16 rebounds vs. Spurs, Apr. 13...Logged career-high 47 minutes at Detroit, Mar. 6...Missed two games due to injury (sprained left hand, sprained left groin); DNP (CD) 17 times.

As A Collegian: Played one season (2007-08) at Louisiana State, with 15.6 points, 8.5 rebounds and 2.26 blocks over 31 games...Honorable mention All-SEC and was also named to SEC All-Freshman team...Had nine 20-plus scoring games with career-high 29 points vs. Alabama...Had nine double-doubles.

Community Corner: Joined new teammates Danilo Gallinari and Ronny Turiaf in NBA's Basketball Without Borders goodwill tour to Senegal, Africa in August 2010...Active in Knicks Summer Basketball Camp upon arrival in NY...Active in Warriors community outreach programs during Golden State stint...Took part in Warriors' Thanksgiving Food Distribution event and attended sessions of Warriors Basketball Camp...Following the '08 NBA Draft, took part in the Seeds of Peace camp in Maine, which brings children from different countries and ethnic backgrounds together.

Personal: Anthony Erwin Randolph, Jr...Son of Anthony and Crystal Randolph...One of 23 NBA players selected to take part in USA Basketball's Men's National Team mini-camp in Las Vegas in July 2009...Member of the USA Junior National Select Team that defeated the World Select Team at the 2007 Nike Hoop Summit in Memphis...Born in Worzbach, Germany, where both his parents served in the military...Spent first year of his life in Germany before moving to Pasadena, CA, where he spent the majority of his childhood...Has one younger sister, Ashley, and one younger brother, Robert...Lists his mother and father as the people he admires most, and his father as his childhood hero...Has taken classes at LSU to continue working towards his degree...Attended high school at Serrano HS in Phelan, CA, and Little Rock Catholic in Arkansas before playing his final two prep seasons at Woodrow Wilson HS in Dallas, averaging 25.8 points and 12.6 rebounds as a senior...Named Fourth Team All-America by *Parade* Magazine and earned First Team All-Area honors from the *Dallas Morning News*...Enjoys fishing...Dallas Cowboys fan.



Andrew D. Bernstein/NBAE

JERSEY NUMBER: **11**
 POSITION: **Guard**
 HEIGHT: **6-4**
 WEIGHT: **190**

BORN: **Nov. 2, 1986 / Syracuse, NY**
 HIGH SCHOOL: **Jamesville-DeWitt / DeWitt, NY**
 COLLEGE: **Syracuse**
 YEARS PRO: **R**

ANDY RAUTINS

NBA Regular Season Record

Season	G	FGM	FGA	Pct.	3P	3PA	Pct.	FTM	FTA	Pct.	Tot	Ast	Stl	Blk	Pts	RPG	APG	PPG	
05-06	Syracuse	20	20	.377	15	46	.326	3	6	.500	17	13	6	2	58	0.9	0.7	2.9	
06-07	Syracuse	35	84	.226	.372	67	188	.356	17	24	.708	69	51	45	6	252	2.0	1.5	7.2
08-09	Syracuse	37	126	.332	.380	102	279	.366	33	45	.733	123	112	52	6	387	3.3	3.0	10.5
09-10	Syracuse	35	130	.297	.438	98	241	.407	66	81	.815	118	171	69	8	424	3.4	4.9	12.1
Totals		127	360	.396	.282	754	.374	119	156	.763	327	347	172	22	1121	2.6	2.7	8.8	

Career Transactions: Selected by New York in second round (38th overall) of 2010 NBA Draft...Signed to contract on August 12, 2010.

The Draft: Quoting Andy: "To the general public I think my ability to make plays is very underrated. I always tend to say that I'm a little bit like Steve Nash and Dan Majerle. Steve, for the way he scores and his passing ability, his decisions. And Dan, for the way he shares the ball and grinds it out on defense."...Quoting Assistant Coach Dan D'Antoni, who coached Andy in Summer League: "Andy Rautins has got two NBA skills that we can see...One of them is that he has the speed for the game. The second is that he gets his shot off quick enough that he can be a lethal weapon as a spot-up shooter off a good point guard or a pick-and-roll."...Made pro debut by starting all five games for Knicks entry in 2010 NBA Summer League in Las Vegas, with 5.8 points over 23.5 minutes, going 7-26 (.269) from three-point range.

As A Collegian: In four years at Syracuse, averaged 8.8 points and 2.7 assists with .396 shooting in 127 games (65 starts)...Went 282-754 (.374) from three-point range...Second on all-time Syracuse list in three-pointers made (282) to Gerry McNamara's 400...Owns two of the top six single-season marks in school history (102 in 2008-09, 98 in 2009-10)...Ranks 46th on all-time Orange scoring list with 1,121 career points (father Leo ranks 53rd with 1,031)...Scored a career-high 12.1 points as a senior in 2009-10, earning All-Big East second team honors, as well as fifth team All-American honors from *The Sporting News* and honorable mention All-American honors from Yahoo Sports and The Associated Press...Three point shooting percentage increased every season, from .326 as a freshman to .407 as a senior.

Senior (2009-10): Capped college career with career-high 12.1 points and All-Big East second team honors...Second on team in scoring, first in free throw shooting (career-high .815 on 66-81)...Went 98-241 (.407) from Downtown, recording the sixth-best single-season home run mark in Orange annals...Started all 35 Orange games (32.5 minutes)...Seven 20-plus scoring games with season-high 28 at Providence, Feb. 23...Dished off career-high 10 assists vs. Georgetown in Big East Tournament at MSG, Mar. 11...Averaged 16.7 points in NCAA Tournament, going 12-24 (.500) from Downtown in three games...In season's opening weeks, named to 2K Sports Classic All-Tournament Team at MSG (8.5 points)...In addition to Big East honors, named fifth team All-American by *The Sporting News* and honorable mention All-America by Yahoo Sports and The Associated Press.

Redshirt Junior (2008-09): Averaged 10.5 points and 3.0 assists in 37 games (10 starts) in returning to Orange off knee surgery...Went 102-279 (.366) from three-point range; career-high three-point makes and fourth-best single-season mark in Orange annals...Scored a career-high 29 points vs. Coppin State, Dec. 22, adding career-high nine (of 16) three-pointers...Four 20-plus scoring games...Logged career-high 50 minutes in fabled 60T Big East win over Connecticut at MSG, Mar. 12, with 20 points (6-12 from Downtown).

Sophomore (2006-07): Had 7.2 points and was 67-188 (.356) from Downtown over 35 games (20 starts)...Had 12 double-figure scoring games...Awarded a medical redshirt following post-season knee surgery and sat out 2007-08 season

Freshman (2005-06): Averaged 2.9 points in 20 games off the bench...Went 15-46 (.326) from three-point range and converted a three-pointer in 11 of 20 appearances.

High School/Personal: Majored in communications and rhetorical studies at Syracuse...Member of the Canadian Men's National Team. The squad, coached by his father Leo, finished fourth at the 2009 FIBA Americas Tournament and earned a spot in the 2010 World Championships...Son of former Syracuse standout Leo Rautins, who played two NBA seasons and had a stint in 1987 training camp with the Knicks. Leo - now color analyst for Toronto Raptors - was first Canadian to be selected in first round of NBA Draft (17th overall by Sixers in 1983)...Played for coach Bob McKenney at Jamesville-DeWitt HS and was a member of the school's 2004 Class A NY State championship squad.



Photo courtesy of Canada Basketball

JERSEY NUMBER: 1
 POSITION: F/C
 HEIGHT: 6-10
 WEIGHT: 240

BORN: Nov. 16, 1982 / Lake Wales, FL
 HIGH SCHOOL: Cypress Creek / Orlando, FL
 YEARS PRO: 8

AMAR'E STOUDEMIRE

NBA Regular Season Record

Season	Team	G	Min	FGM	FGA	Pct.	3P	3PA	Pct.	FTM	FTA	Pct.	Off	Def	Tot	Ast	Stl	TO	Blk	Pts	RPG	APG	PPG
02-03	PHO	82	2570	392	830	.472	2	10	.200	320	484	.661	250	471	721	78	62	189	87	1106	8.8	1.0	13.5
03-04	PHO	55	2025	411	865	.475	1	5	.200	310	435	.713	157	339	496	78	64	177	89	1133	9.0	1.4	20.6
04-05	PHO	80	2889	747	1336	.559	3	16	.188	583	795	.733	219	494	713	131	77	189	130	2080	8.9	1.6	26.0
05-06	PHO	3	50	9	27	.333	0	1	.000	8	9	.889	6	10	16	2	1	1	3	26	5.3	0.7	8.7
06-07	PHO	82	2689	607	1055	.575	0	3	.000	457	585	.781	222	564	786	84	78	232	110	1671	9.6	1.0	20.4
07-08	PHO	79	2677	714	1211	.590	5	31	.161	556	691	.805	178	541	719	118	64	174	163	1989	9.1	1.5	25.2
08-09	PHO	53	1948	404	749	.539	3	7	.429	323	387	.835	116	314	430	104	49	150	57	1134	8.1	2.0	21.4
09-10	PHO	82	2838	704	1264	.557	1	6	.167	487	632	.771	230	502	732	82	52	213	83	1896	8.9	1.0	23.1
Totals		516	17686	3988	7337	.544	15	79	.190	3044	4018	.758	1378	3235	4613	677	447	1325	722	11035	8.9	1.3	21.4

NBA Playoffs

Season	Team	G	Min	FGM	FGA	Pct.	3P	3PA	Pct.	FTM	FTA	Pct.	Off	Def	Tot	Ast	Stl	TO	Blk	Pts	RPG	APG	PPG
02-03	PHO	6	203	34	65	.523	1	1	1.000	16	28	.571	16	31	47	7	10	19	9	85	7.8	1.2	14.2
04-05	PHO	15	601	153	284	.539	0	3	.000	143	183	.781	60	100	160	18	10	47	30	449	10.7	1.2	29.9
06-07	PHO	10	343	91	174	.523	1	3	.333	70	91	.769	30	91	121	6	13	19	19	253	12.1	0.6	25.3
07-08	PHO	5	204	48	99	.485	1	4	.250	19	30	.633	15	30	45	2	7	14	12	116	9.0	0.4	23.2
09-10	PHO	16	584	124	239	.519	0	4	.000	107	142	.754	46	60	106	18	11	40	24	355	6.6	1.1	22.2
Totals		52	1935	450	861	.523	3	15	.200	355	474	.749	167	312	479	51	51	139	94	1258	9.2	1.0	24.2

NBA All-Star

Season	Team	Min	FGM	FGA	Pct.	3P	3PA	Pct.	FTM	FTA	Pct.	Off	Def	Tot	Ast	Stl	TO	Blk	Pts
2005	PHO	20	3	11	.273	0	0	---	0	2	.000	4	5	9	2	1	1	0	6
2007	PHO	21	14	22	.636	0	1	.000	1	1	1.000	6	3	9	3	1	1	2	29
2008	PHO	23	8	11	.727	1	2	.500	1	3	.333	0	5	5	0	1	1	1	18
2009	PHO	25	7	10	.700	0	0	---	5	6	.833	3	3	6	0	0	2	0	19
2010	PHO	20	5	10	.500	0	0	---	2	2	1.000	3	7	10	0	1	2	0	12
Totals		109	37	64	.578	1	3	.333	9	14	.643	16	23	39	5	4	7	3	84

Career Highs

Minutes	50	Done 2 times	FT Made	20 vs. HOU	Mar. 22, 2008	Assists	8	Done 2 times
FG Made	20 vs. POR	Jan. 2, 2005	FT Att.	23 at NYK	Jan. 25, 2005	Steals	6	Done 2 times
FG Att.	28 at SAS	Feb. 28, 2010	Off. Reb.	11	Done 2 times	Turnovers	9 at SEA	Mar. 19, 2008
3-Point FGM	2 at SAC	Apr. 20, 2005	Def. Reb.	17 vs. NOH	Feb. 6, 2008	Blocked Shots	10 vs. UTA	Feb. 7, 2004
3-Point FGA	2	done 8 times	Total Reb.	23 vs. SAS	Feb. 1, 2007	Points	50 vs. POR	Jan. 2, 2005

Career Transactions: Selected out of high school by Phoenix in the first round (ninth overall) of the 2002 NBA Draft... Acquired from Phoenix, via sign-and-trade, in exchange for a protected future second-round draft pick on Jul. 9, 2010.

As A Professional: Five-time NBA All-Star and one of the game's most explosive young performers brings his talents to the world's greatest basketball stage for his ninth pro season, following eight years in Phoenix...Became lynchpin of Knicks' off-season makeover upon acquisition from Phoenix in July 2010...**Four-time All-NBA selection (First Team in 2007, Second Team in 2005, 2008 and 2010)...****Five-time NBA All-Star (2005, 2007, 2008, 2009, 2010), with two starts (2009, 2010)...****got milk? NBA Rookie of the Year and All-Rookie First Team selection in 2002-03...**Owns eight-year career averages of 21.4 points, 8.9 rebounds, 1.40 blocks and .544 shooting over 516 games (499 starts)...Has authored 15 40-plus scoring games, one 50-plus game (career-high 50 vs. Blazers, Jan. 2, 2005) and six 20-plus rebound games... Has four career 20-20 games, one 30-20 game and 11 40-10 games...Has averaged 20-plus points in six of his eight NBA seasons...**Has ranked among NBA Top Ten in field goal percentage in each of the last four seasons, NBA Top Ten in scoring in three of last six seasons...**Has started each of his last 292 career regular season games (last time off the bench was on Nov. 4, 2006 at Clippers; 2 points, 11 minutes)...**On all-time Suns career lists, is third in rebounds (4,613), third in free throws made (3,044), third in free throw attempts (4,018) and fifth in blocks (722)...****All-time Suns leader with 15 40-plus scoring games...**Two-time NBA Western Conference Player of the Month (April 2005, March 2010), six-time West Player of the Week (four times following '05 microfracture surgery)...**Played in 2003 and 2004**



Andrew D. Bernstein, NBAE/Getty Images

Rookie Challenge at NBA All-Star Weekend (MVP of 2004 Game)...Has participated in two NBA Slam Dunk contests at All-Star Weekend (third in 2003 at Atlanta, second to Atlanta's Josh Smith in 2005 at Denver)...Has appeared in 80-plus games in four of his eight NBA seasons, logging all 82 games three times...Underwent surgery on both knees in 2005-06 (played in three games), eye surgery in 2008-09 (53 games)...Has averaged 24.2 points in 52 post-season games (all starts), appearing in two Western Conference Finals for Suns (injured for Suns' run to West Finals in 2006). Has four career 40-plus Playoff scoring games...Quoting Head Coach Mike D'Antoni: "Amar'e is one of the most talented players I have ever worked with and I'm excited to welcome him to New York. He has thrived in our system and will be a great addition to our team."...Quoting Amar'e: "It's a goal of mine to ultimately win a championship and that's what we need to do here in New York...We're starting a new era with the Knicks to try to get back to the top. It will take one step at a time and a lot of hard work. It takes dedication. It takes focus. It takes self discipline. If you want stuff to happen, you better be willing to accept the challenges. I'm definitely ready and willing to accept those challenges."

2009-10 (Suns): Marked eighth and final season with Suns with **All-NBA Second Team** honors and with fifth career **NBA All-Star Game** appearance (second start)...Averaged 23.1 points, 8.9 rebounds, 1.01 blocks and .557 shooting (704-1,264) over 34.6 minutes in 82 games (all starts)...Appeared in all 82 games for third time in career, after eye surgery limited him to 53 games the prior season...**Season Highs: Points: 44 (Mar. 19 vs. Utah); Assists: 4 (Nov. 17 at Houston); Rebounds: 21 (Dec. 5 vs. Sacramento)**...Led Suns in scoring 49 times, rebounding 39 times...Authoring two 40-plus scoring games, 15 30-plus efforts...Had 30 double-doubles and one 20-plus rebound game...Averaged 21.2 points in 53 games prior to the All-Star break, 26.6 points in 29 games afterward...Joined Toronto's Chris Bosh as only NBA players to average 22 points and eight rebounds...**On The Leader Board:** Finished 10th in NBA in scoring (23.1), 17th in rebounding (8.9), seventh in field goal percentage (.557) and 34th in blocks (1.01)...Western Conference Player of the Month for March (27.4 points, 9.9 rebounds)...Led NBA in points in the paint (1,110) and was second in dunks (187, trailing Orlando's Dwight Howard, 197)...Went 487-632 from the line (.771) and ranked fifth in NBA in attempts. Had six games with at least 15 attempts...**All-Star: Made his fifth NBA All-Star Game appearance (second start), scoring 12 points (5-10 FGA) with game-high 10 rebounds in 20 minutes for West at Dallas, Feb. 14...Key Games:** Hauled in season-high 21 rebounds (nine offensive) on Dec. 5 vs. Kings for lone 20-plus board effort of season...Logged season-high 45 minutes on Dec. 17 at Portland (27 points, 11 reb)...Scored 10,000th career point on Jan. 16 at Charlotte...Scored 41 points at San Antonio, Feb. 28...Poured in season-high 44 points (14-16 FGA, 16-18 FTA) vs. Jazz, Mar. 19...**In The Playoffs:** Started all 16 games in Suns' Mar. to Western Conference Finals, with 22.2 points over 36.5 minutes...Averaged 25.0 points in West Finals vs. Lakers, tying career Playoff high with 42 points (14-22 FGA, 14-18 FTA) in Suns' win in Game Three at Phoenix (May 23, 2010).

Year-By-Year: 2002-03 (Suns): Made immediate impact as **NBA 2002-03 got milk? Rookie of the Year, named to NBA All-Rookie First Team**...NBA Western Conference Rookie of the Month twice (January, April)...Averaged 13.5 points and 8.8 rebounds, playing all 82 games (71 starts)...Led NBA rookies in rebounding (8.8) and was second in scoring (13.5) and minutes (31.3)...Joined Houston's Yao Ming as only unanimous selections to All-Rookie First Team...Had 11 20-plus scoring games and 25 double-doubles...Season-high 38 points vs. Minnesota, Dec. 30...Season-best 21 rebounds on Jan. 20 vs. Memphis (Suns' highest rebound total since Charles Barkley had 26 vs. Rockets, Mar. 24, 1995)...Scored 18 points in 22 minutes for Rookie squad in got milk? Rookie Challenge at Atlanta...Averaged 14.2 points over six games (all starts) in first-round Playoff loss to Spurs.

2003-04 (Suns): Averaged 20.6 points and 9.0 rebounds over 55 games (53 starts) in injury-shortened sophomore season...Had four 30-plus scoring games with season-high 33, twice...Season-high 18 rebounds on Nov. 10 at Golden State...**Recorded career high and Suns single-game record 10 blocks vs. Jazz, Feb. 7** (also by Larry Nance at Philadelphia, Jan. 4, 1988)...MVP of got milk? Rookie Challenge at Los Angeles, with game-highs 36 points and 11 rebounds in 35 minutes for Sophomore squad (set Rookie Game scoring record later broken by Kevin Durant)...Did not play in enough games to qualify for NBA Leader Board...Missed a total of 27 games (over December-February) with sprained left ankle.

2004-05 (Suns): **Earned All-NBA Second Team** honors with career-high 26.0 points (fifth in NBA), adding 8.9 rebounds (17th in NBA) and .559 field goal percentage (second in NBA to Shaquille O'Neal's .601 for Heat)...Logged 36.1 minutes over 80 games (all starts)...Only player ranked in NBA Top Ten in both scoring and field goal percentage...**Made first NBA All-Star Game appearance**, named NBA Western Conference Player of the Month for April, Western Conference Player of the Week twice...**Main factor as Suns went from 29 to 62 wins in first full season under Head Coach Mike D'Antoni**...Recorded six 40-plus scoring games, including **career-high 50 points (20-27 FGA) on Jan. 2 vs. Blazers**...Had 27 double-doubles, with season-high 19 rebounds at Memphis, Feb. 1...**Set Suns single-season records for both free throws made (583) and attempted (795)**...Attempted career-high 23 free throws (made 15) in win over Knicks at MSG, Jan. 25...In his first NBA All-Star Game, had six points and game-high nine rebounds in 20 bench minutes at Denver, Feb. 20...Missed two games in March (inflamed left ankle)...Enjoyed standout Playoff run with 29.9 points and 10.7 rebounds in 15 games (all starts) as Suns drove to West Finals...Set Suns record for highest scoring average in a single post-season (29.9)...Had three 40-plus Playoff games, with career Playoff high 42 points vs. Spurs in Game Five of West Finals (Jun. 1).

2005-06 (Suns): **Missed all but three games due to two separate knee surgeries (one on each knee)**...Underwent **left knee microfracture surgery, Oct. 11**, and was inactive for Suns' first 66 games...Returned to action in March with 8.7 points over 16.8 minutes in three games (all starts)...Then **underwent arthroscopic surgery on right knee, Apr. 5**...Sidelined for NBA Playoffs as Suns advanced to West Finals for second straight season.

2006-07 (Suns): Returned to action with a vengeance, **earning All-NBA First Team honors**...Named to **NBA All-Star Game for second time**...Averaged 20.4 points (18th in NBA), career-high 9.6 rebounds (ninth in NBA) with .575 shooting (fifth in NBA) over 33.8 minutes...Appeared in all 82 games (78 starts) after knee surgeries limited him to three games the year before...Finished 23rd in NBA with 1.34 blocks...Joined Carlos Boozer and Elton Brand as only players ranked

in NBA Top 20 in scoring, rebounding and field goal percentage...**Played key role as Suns won 61 games and third straight Pacific Division title under Head Coach Mike D'Antoni**...Had three 40-plus scoring games, with season-high 43 points at Atlanta, Feb. 25...Had two 20-plus rebound games, with **career-high 23 rebounds vs. Spurs on Feb. 1**...Fifth in NBA with 46 double-doubles...**Scored 29 points with nine rebounds in 21 bench minutes in West's triumph in NBA All-Star 2007 at Las Vegas, Feb. 18**...Western Conference Player of the Week for period ending Feb. 26...Enjoyed stellar post-season run with 25.3 points and 12.1 rebounds over 34.3 minutes in 10 Playoff games (all starts) vs. Lakers and Spurs...Career Playoff high 21 rebounds in Game Four of first round vs. Lakers (Apr. 29)...**Suspended (with Boris Diaw) for Game Five of West Semis vs. Spurs** for leaving immediate vicinity of the bench during altercation in final seconds of Suns' Game Four win...Game-high 38 points in series-ending Game Six loss to Spurs (May 18).

2007-08 (Suns): **Nailed down All-NBA Second Team** honors and was named to **NBA All-Star Game** with perhaps his finest all-around season...Averaged 25.2 points (fifth in NBA), 9.1 rebounds (18th in NBA) and shot career-high .590 from the field (fifth in NBA) over 33.9 minutes in 79 games (all starts)...Notched career-highs in field goal percentage (.590), total blocks (163) and blocks per game (2.06, sixth in NBA)...First NBA player since Spurs' Tim Duncan (in 2001-02) to average at least 25 points, nine rebounds and two blocks...Only NBA player ranked in Top Ten in scoring, field goal percentage and blocks...Named Western Conference Player of the Week twice (five career)...Two 40-plus scoring games, with season-high 42 at Indiana, Dec. 4...Had 36 double-doubles...Season-high 20 rebounds vs. New Orleans, Feb. 6...**Scored 18 points (8-11 FGA) in 23 bench minutes for West in NBA All-Star 2008 at New Orleans, Feb. 17**...Went Suns single-game record 20-20 from the line on Mar. 22 vs. Rockets...Scored 20-plus points in 18 straight games, Mar. 11-Apr. 14...Missed three games in Nov. (sore right knee)...Averaged 23.2 points in five games (all starts) in first round Playoff loss to Spurs.

2008-09 (Suns): **NBA All-Star** season was cut short due to eye surgery...Averaged 21.4 points, 8.1 rebounds and .539 shooting over 36.8 minutes in 53 games (all starts)...Led Suns in scoring (21.4) and was second in rebounding (8.1 to Shaquille O'Neal's 8.4), but didn't qualify for NBA Leader Board in either category...Finished ninth in NBA in field goal percentage (.539) and 38th in free throw percentage (career-high .835)...Had two 40-plus scoring games and 16 double-doubles...Western Conference Player of the Week for period ending Nov. 9 (sixth career)...Scored a season-high 49 points on Nov. 5 at Indiana (17-21 FGA, 15-15 FTA), adding 11 rebounds, six assists and five steals, joining Hall of Famer Rick Barry (1974) as only NBA players to record a game of 49-10-5-5...Season-high 20 rebounds on Dec. 6 vs. Jazz...**Voted as a starter onto West squad for NBA All-Star 2009 at Phoenix, scoring 19 points (7-10 FGA) in 25 minutes, Feb. 15**...**Suffered a detached retina (right eye) following collision with Clippers' Al Thornton at LA, Feb. 19**. Finished out the game and wound up with 42 points (15-20 FGA) in 36 minutes...**Underwent surgery to repair detached retina on Feb. 20, and missed season's final 29 games.**

As An Olympian: Earned a Bronze Medal as a member of Team USA at the 2004 Olympics in Athens, averaging 2.8 points in eight games...Won a Gold Medal at the 2007 Olympic Qualifying Tournament in Las Vegas as a member of the USA Men's Senior National Team...Was one of 23 players named to USA Basketball Men's Senior National Team in 2006, but did not make final roster after deciding to continue knee rehab.

Community Corner: Established long-standing tradition of community outreach during Phoenix stint...**Winner of NBA Community Assist Award for October 2008**...Founded Each 1, Teach 1, The Amar'e Stoudemire Foundation to help families and youth in need...Donated clothes and school supplies to more than 500 underserved local children in his hometown of Lake Wales, FL...Hosted a similar event at Martin Luther King, Jr. Elementary School in Phoenix, joining forces with Staples to provide backpacks and school supplies...During 2009 NBA All-Star Weekend in Phoenix, hosted 20 local children from the Boys & Girls Club of Metropolitan Phoenix with tickets to NBA Jam Session...During the 2008 offseason, spent a week in Sierra Leone to be part of a project to rehabilitate water wells that he helped to fund...Donated food and hygiene boxes to "Save the Family" in Mesa in conjunction with Feed The Children program in Apr. 2008...Hosted financial literacy seminars with high school students to promote financial responsibility...During Christmas 2007 dressed as STAT-a-Claus and provided food and gifts to 400 families with Black Family and Child Services of Arizona...His voice was featured in wake-up calls and alarm ringtones for teens, encouraging them to finish school as part of the Boost Up High School Dropout Prevention Campaign...Along with Home Depot, opened the Amar'e Stoudemire Reading and Learning Center on Jun. 30, 2006 at the Boys & Girls Club of Metropolitan Phoenix...Worked with the NBA and Toyota to donate 10 cars to families who were victims of Hurricane Katrina...

Personal: Amar'e Carsares Stoudemire...Name is pronounced AH-mahr-AY...Nicknamed STAT (Standing Tall and Talented) and has that name tattooed on his right arm...Has a son, Amar'e Jr., and a daughter, Ar'e...Father passed away when he was 12 years old...Son of Carrie Stoudemire, has four brothers: Hazell, Jr., Marwan, Jerrell and Calvin; and three sisters: Delillah, Chiquitta and Dasia...His restaurant, Stoudemire's Downtown, is a 10,000 square foot sports and entertainment restaurant within walking distance of US Airways Center...Visited Israel in summer 2010...Made a cameo appearance on the season finale of the NBC hit reality series "The Apprentice" in December 2004...Winner of "Wheel of Fortune's" NBA Week in 2003 and donated earnings to the Boys and Girls Club...Has twice been featured as the cover athlete for Sony's video game NBA '06 and NBA '08...Didn't start playing basketball until he was 14 years old...Named to *Parade* Magazine All-America High School Boys Basketball First Team and to 2002 *USA Today* Boys Basketball First Team...Named Mr. Basketball by the state of Florida following senior season in 2001-02...As a senior at Cypress Creek, averaged 29.1 points and 15 rebounds...Scored 10 points in the 2002 McDonald's All-America Game, played at the Garden on Apr. 4, 2002...Did not play high school basketball as a junior due to ineligibility caused by transfers from numerous high schools...Prior to his early entry into the NBA Draft, had planned to attend the University of Memphis...In April 2005, became the first Suns player on a *Sports Illustrated* cover since 1994 (Charles Barkley)...Guest-starred on Nickelodeon children's show "Yo Gabba Gabba!"...Fan of G.I. Joe as a kid...His YouTube channel, "statTV", is designed to give fans behind-the-scenes access to his life...For news and community updates, visit www.amarestoudemire.com.



JERSEY NUMBER: **14**
 POSITION: **Forward**
 HEIGHT: **6-10**
 WEIGHT: **245**

BORN: **Jan. 13, 1983 / Fort De France, Martinique**
 HIGH SCHOOL: **Sporting Club Lamentinois / Le Robert, Martinique**
 COLLEGE: **Gonzaga**
 YEARS PRO: **5**

RONNY TURIAF

NBA Regular Season Record

Season	Team	G	Min	FGM	FGA	Pct.	3P	3PA	Pct.	FTM	FTA	Pct.	Off	Def	Tot	Ast	Stl	TO	Blk	Pts	RPG	APG	PPG
05-06	LAL	23	161	15	30	.500	0	0	---	15	27	.556	11	26	37	8	3	7	10	45	1.6	0.3	2.0
06-07	LAL	72	1087	147	268	.549	0	1	.000	89	134	.664	88	171	259	63	17	52	78	383	3.6	0.9	5.3
07-08	LAL	78	1458	188	397	.474	0	1	.000	140	186	.753	95	211	306	128	28	72	108	516	3.9	1.6	6.6
08-09	GSW	79	1696	186	366	.508	0	3	.000	98	124	.790	88	272	360	166	34	70	168	470	4.6	2.1	5.9
09-10	GSW	42	872	85	146	.582	0	1	.000	37	78	.474	54	137	191	90	23	49	54	207	4.5	2.1	4.9
Totals		294	5274	621	1207	.514	0	6	.000	379	549	.690	336	817	1153	455	105	250	418	1621	3.9	1.5	5.5

NBA Playoffs

Season	Team	G	Min	FGM	FGA	Pct.	3P	3PA	Pct.	FTM	FTA	Pct.	Off	Def	Tot	Ast	Stl	TO	Blk	Pts	RPG	APG	PPG
05-06	LAL	3	25	3	5	.600	0	0	---	5	6	.833	4	3	7	0	0	2	1	11	2.3	0.0	3.7
06-07	LAL	4	48	5	14	.357	0	0	---	7	10	.700	6	6	12	1	2	1	1	17	3.0	0.3	4.3
07-08	LAL	19	187	14	36	.389	0	0	---	10	17	.588	6	21	27	5	2	9	18	38	1.4	0.3	2.0
Totals		26	260	22	55	.400	0	0	---	22	33	.667	16	30	46	6	4	12	20	66	1.8	0.2	2.5

Career Highs

Minutes	40	Done 2 times	FT Made	10 vs. BOS	Dec. 26, 2008	Assists	8	Done 2 times
FG Made	8	Done 2 times	FT Att.	12 at GSW	Nov. 1, 2006	Steals	3	Done 2 times
FG Attempted	12	Done 3 times	Off. Reb.	7	Done 2 times	Turnovers	6 at SAS	Nov. 13, 2007
3-Point FGM	0		Def. Reb.	12 vs. SAC	Apr. 1, 2009	Blocked Shots	6 at IND	Dec. 17, 2008
3-Point FGA	1	Done 6 times	Total Reb.	15 vs. PHO	Apr. 8, 2007	Points	23 at GSW	Nov. 1, 2006

Career Transactions: Selected by L.A. Lakers in the second round (37th overall) of 2005 NBA Draft... Played in Continental Basketball Association (2005-06)... Signed to contract on Jan. 17, 2006... Signed with Golden State as restricted free agent on Jul. 10, 2008... Traded by Golden State, along with Kelenna Azubuike and Anthony Randolph, in exchange for David Lee (sign-and-trade) on Jul. 9, 2010.

As A Professional: Veteran shot-blocking specialist brings big game experience to Knicks for his sixth NBA season... Career averages of 5.5 points, 3.9 rebounds and 1.42 blocks over 17.9 minutes in 294 games (69 starts) for Lakers and Warriors, prior to joining Knicks in multi-player deal in July 2010... Career .514 shooter from the field and has averaged .500-plus shooting in four of his five NBA seasons (career-high .582 in injury-shortened 2009-10)... **Has ranked among NBA's Top 30 in blocked shots in three of last four seasons (28th in 2006-07, 23rd in 2007-08, fourth in 2008-09 with career-high 2.13 blocks)**... Has one career 20-plus scoring game (23 for Lakers vs. Warriors, Nov. 1, 2006) and four double-doubles... Has averaged 2.5 points over 26 career Playoff games and was member of 2008 Western Conference Champion Lakers... One of the game's most animated and enthusiastic players... Made remarkable comeback and entry into pro ball, playing his first NBA game for Lakers on Feb. 8, 2006 at Houston, less than seven months after undergoing open heart surgery on Jul. 26, 2005... Quoting Knicks Head Coach Mike D'Antoni: "Each one of those guys (from Golden State) brings a different type of game to us. Ronny Turiaf is the oldest at 27 and he'll bring energy, knowledge of the game and a toughness inside."

2009-10 (Warriors): Endured injury-shortened season, limited to just 42 games (20 starts) with 4.9 points, 4.5 rebounds, and 1.29 blocks over 20.8 minutes... Shot a career-high .582 from the field (85-146)... **Season Highs: Points: 15 (Mar. 2 at Miami); Assists: 6 (Feb. 10 vs. Clippers); Rebounds: 10 (Mar. 5 at Atlanta)**... Had seven double-figure scoring games and one 10-plus rebound game... Had two, five-block games (Dec. 29 at Lakers, Apr. 2 vs. Knicks)... Logged 30-plus minutes three times, with season-high 37 minutes on Mar. 5 at Atlanta (6 points, season-high 10 rebounds)... Missed a total of 39 games due to injury/illness, including 23 games in November-December with sprained left knee, and nine games in March with sore left knee... DNP (CD) once (Dec. 1 at Denver).

Year-By-Year: 2005-06 (Lakers): Appeared in 23 games (one start) for Lakers in rookie NBA season with 2.0 points, 1.6 rebounds and .500 shooting over 7.0 minutes... Season-high 10 points vs. Orlando, Feb. 28... Made lone start of season (first NBA start) on Mar. 15 vs. Timberwolves (2 points, 10 minutes)... Listed as inactive 10 times... Came off the bench in three games of Lakers' first-round Playoff loss to Suns, with 3.7 points... Started season with CBA's Yakima Sun Kings, averaging 13.0 points over nine games.

2006-07 (Lakers): Broke into Lakers' rotation, appearing in 72 games (one start) and averaging 5.3 points and 3.6 rebounds over 15.1 minutes... Ranked 28th in NBA in blocks (1.08)... Had two double-doubles and led Lakers in rebounds five times... **Established single-game career highs in both points (game-high 23 on Nov. 1 at Golden State, lone career 20-plus game) and rebounds (game-high 15 on Apr. 8 vs. Suns)**... Had nine double-figure scoring games and one 20-plus effort... In lone start of season, had 10 points in 29 minutes vs. Suns, Apr. 13... Missed four games due to injury (two with hip soreness, two with back spasms)... DNP (CD) six times... Came off the bench in four games of Lakers' first-round Playoff loss to Suns with 4.3 rebounds and 3.0 rebounds over 12.0 minutes... Recorded first career Playoff double-double (12 points, 10 rebounds) in Game Five, May 2.

2007-08 (Lakers): Averaged a career-high 6.6 points in third and final Lakers season, adding 3.9 rebounds and 1.38 blocks over 18.7 minutes in 78 games (21 starts)... Career-low .474 shooting (only career sub-.500 season)... Ranked 23rd in NBA in blocked shots (1.38)... Double-figure scoring 23 times, with season-high 16 points vs. Warriors, Mar. 23... Season-high 12 rebounds vs. Heat, Feb. 28 (lone double-figure rebound effort of season)... Had three, five-block games... Missed four games due to injury (two with sprained right ankle, two with mild concussion)... Came off the bench in 19 of Lakers' 21 Playoff games, with 2.0 points over 9.8 minutes as LA drove to Western Conference title... Appeared in all six games of NBA Finals vs. Celtics with 11 total points over 10.3 minutes... In final game as a Laker, logged 11 bench minutes (2 points, 1 rebound) in series-ending Game Six loss at Boston, Jun. 17, 2008.


2008-09 (Warriors): Ranked fourth in the NBA in blocks (career-high 2.13) as he enjoyed his busiest pro season... Played in a career-high 79 games (26 starts), logging career-high 21.5 minutes with 5.9 points, 4.5 rebounds and .508 shooting... Had double-figure scoring 15 times and two double-doubles... **Career-high six blocks at Indiana, Dec. 17**... Season-highs 18 points on Apr. 10 vs. Rockets, 13 rebounds on Apr. 1 vs. Kings... Had career-high eight assists, twice... Missed three games due to illness (flu-like symptoms).

As A Collegian: Played four seasons at Gonzaga and finished as school's fourth-best all-time scorer (1,723) and rebounder (859)... Second on all-time school list in blocks (179) and first in free throws made (643)... Averaged 13.6 points and 6.8 rebounds over 12.7 games in his four college seasons... Had 27 career double-doubles... West Coast Conference Player of the Year as a senior with career-highs 15.9 points and 9.5 rebounds... Honorable Mention All-American honors from The Associated Press and finalist for Naismith and Wooden Awards as a senior.

Community Corner: Won the NBA Cares Community Assist Award for February 2010 for long-standing philanthropic and charitable work...

Has become nationwide advocate for heart health awareness in wake of his own open heart surgery, performed on Jul. 26, 2005... Joined new teammates Anthony Randolph and Danilo Gallinari in NBA's Basketball Without Borders goodwill tour to Senegal, Africa in August 2010... During the 2008-09 season, started his charitable foundation, The Heart-to-Heart Foundation, in an effort to raise awareness about heart health issues... In June 2009, joined forces with the American Society of Echocardiography to create awareness of heart health and provide access to the test that saved his life—the echocardiogram (heart ultrasound) — to those who may not otherwise have access... Named recipient of the Ninth Annual Angela & Christopher Cohan Community Service Award, given each year to the Warriors player who best exemplifies the spirit of community service through their outstanding commitment of time, service and financial support to children and families in the Bay Area... Participated in the NBA's Basketball Without Borders goodwill trip to Paris in 2007, designed to teach the game and focus on HIV/AIDS awareness and education... Invited to take part in 2008 Larry King Cardiac Foundation Gala in Los Angeles to share his personal experiences with open heart surgery.

Personal: Speaks five languages - French, English, Spanish, Italian and his native Creole... Father, Georges Louis Turiaf, signed a professional handball contract in the third division at age 21 but after marrying Aline Cesar and having Ronny, gave up the sport to stay home... Has three younger sisters: Elodie, Florence and Rachelle... Grew up on the island of Martinique in the Caribbean... With the French National Team, played in EuroBasket 2009 in Poland, averaging 7.1 points and 5.7 rebounds in nine contests... In 2008, played for France in a qualifying tournament for EuroBasket 2009... Played in the 2006 FIBA World Basketball Championship in Saitama, Japan and again for "Les Bleus" in the 2007 FIBA European Championships... Left home at the age of 15 to attend INSEP (the National Institute of Physical Education) in Paris, France... Played high school basketball with current NBA players Tony Parker, Boris Diaw and Johan Petro in Paris... Graduated with a degree in Sports Management and Communication from Gonzaga.





JERSEY NUMBER: 5
 POSITION: G/F
 HEIGHT: 6-6
 WEIGHT: 230

BORN: Oct. 9, 1987 / Huntington, WV
 HIGH SCHOOL: North College Hill / Cincinnati, OH
 COLLEGE: Kansas State
 YEARS PRO: 2

BILL WALKER

NBA Regular Season Record

Season	Team	G	Min	FGM	FGA	Pct.	3P	3PA	Pct.	FTM	FTA	Pct.	Off	Def	Tot	Ast	Stl	TO	Blk	Pts	RPG	APG	PPG
08-09	BOS	29	216	36	58	.621	0	1	.000	16	23	.696	8	21	29	13	6	18	2	88	1.0	0.4	3.0
09-10	BOS/NYK	35	768	120	232	.517	50	116	.431	39	49	.796	15	73	88	40	23	28	3	329	2.5	1.1	9.4
Totals		64	984	156	290	.538	50	117	.427	55	72	.764	23	94	117	53	29	46	5	417	1.8	0.8	6.5

NBA Playoffs

Season	Team	G	Min	FGM	FGA	Pct.	3P	3PA	Pct.	FTM	FTA	Pct.	Off	Def	Tot	Ast	Stl	TO	Blk	Pts	RPG	APG	PPG
08-09	BOS	4	10	0	2	.000	0	0	---	2	2	1.000	0	0	0	0	2	2	0	2	0.0	0.0	0.5

Career Highs

Minutes	40 vs. WAS	Apr. 12, 2010	FT Made	6	Done 2 times	Assists	4	Done 2 times
FG Made	9	Done 3 times	FT Att.	7 at TOR	Apr. 14, 2010	Steals	2	Done 6 times
FG Att.	17 at TOR	Apr. 14, 2010	Off. Reb.	2	Done 5 times	Turnovers	3	Done 2 times
3-Point FGM	6 at TOR	Apr. 14, 2010	Def. Reb.	5	Done 6 times	Blocked Shots	1	Done 5 times
3-Point FGA	10 at TOR	Apr. 14, 2010	Total Reb.	7 at TOR	Apr. 14, 2010	Points	28 at TOR	Apr. 14, 2010

Career Transactions: Selected after redshirt freshman season by Washington in second round (47th overall) of 2008 NBA Draft... Draft rights traded by Washington to Boston for cash considerations on Jun. 26, 2008... Acquired, along with Eddie House and J.R. Giddens, to New York for Nate Robinson and Marcus Landry on Feb. 18, 2010.


As A Professional: Currently in first full season as a Knick (third NBA campaign) after authoring a series of eye-opening performances in the second half of 2009-10, following mid-season acquisition from Celtics... Has averaged 6.5 points with .538 shooting over 64 games for Celtics and Knicks in his first two NBA seasons... Has made 13 career NBA starts (all with Knicks in 2009-10)... After going 0-1 from three-point range in 37 career games with Boston, went 50-116 (.431) from Downtown in 27 games with NY in 2009-10... Has five career 20-plus scoring games (all with NY in 2009-10)... Played in NBA D-League in both of his first two pro seasons.

2009-10 (Celtics-Knicks): Had impressive stint in season's second half upon acquisition by NY at trading deadline... Overall for Celtics/Knicks, averaged 9.4 points on .517 shooting (120-232) over 21.9 minutes in 35 games (13 starts, all with Knicks)... Played in eight games with Celtics, 27 with Knicks. **Season Highs: Points: 28* (Apr. 14 at Toronto); Assists: 4*, twice; Rebounds: 7* (Apr. 14 at Toronto)...** Went 50-116 (.431) from Downtown (all with NY) after going 0-1 from long range in 2008-09... Logged 768 total minutes over 35 games, as opposed to 216 minutes in 29 games as a Celtics rookie in 2008-09... Authored 14 double-figure scoring games (all as a Knick), including five 20-plus efforts... **As A Knick:** Appeared in 27 games (13 starts) with NY and averaged 11.9 points (321) on 117-226 FGA (.518) over 27.4 minutes (739)... Went 50-116 (.431) from Downtown as a Knick after not attempting a three-point field goal in eight games with Boston... Led Knicks in scoring four times and had five 20-plus scoring games with NY... Double-figure scoring in eight of his final nine games (Mar. 31-Apr. 14) with 15.6 points (140)... His 13 Knicks starts marked his first career NBA starts... Double-digit minutes in all 27 of his games with NY, including 30-plus minutes 10 times... From Downtown, had one five-homer game (Mar. 13 at Dallas) and one six-homer game (season finale at Toronto, Apr. 14)... Nailed 23 of his last 25 free throws (.920)... Appeared in each of the season's final 27 games (Feb. 23-Apr. 14) and didn't miss a game due to injury/illness as a Knick... **As a starter (Knicks 6-7),** Bill averaged 12.0 points (156) on 54-117 FGA (.462) over 28.7 minutes (373)... **Key Games:** Made first NBA start on Mar. 3 and scored 22 points (4-6 from Downtown) in win over Pistons... Key figure in 34-point win at Dallas, Mar. 13, with 23 points (9-12 FGA, 5-8 from Downtown)... Logged career high 40 minutes in win over Wizards, Apr. 12 (9 points, 4 assists)... **Scored game-and-career-high 28 points (6-10 from Downtown) with career-high seven rebounds in season finale loss at Toronto, Apr. 14.** **Prior To:** Prior to acquisition, had eight total points (3-6 FGA) over 3.6 minutes (29) in eight games off the bench with Celtics... Celtics high six points on Jan. 13 at New Jersey... Missed season's first eight games while recovering from right knee surgery... Averaged 17.4 points in nine games (all starts) for Maine of NBA D-League (assigned on Nov. 21, recalled on Dec. 23).

Year-By-Year: 2008-09 (Celtics): In rookie NBA season, came off the bench in 29 games for Celtics with 3.0 points and .621 shooting (36-58) over 7.4 minutes... Season-highs eight points (twice), five rebounds vs. Thunder on Mar. 29... Logged season-high 22 minutes in regular season finale, Apr. 15 vs. Wizards... Scored two points (0-2 FGA, 2-2 FTA) over 10 minutes in four Playoff games... Appeared in 12 games for Utah Flash of the NBA D-League with 17.8 points over 30.1 minutes (assigned to Utah on Nov. 21, recalled on Jan. 8).

As A Collegian: Averaged 15.3 points and 6.0 rebounds with .454 shooting in 37 games over two seasons at Kansas State... Graduated from high school in October 2006 and joined K-State on Dec. 16, 2006, the first day of the second semester... Appeared in six games (six starts) with 11.3 points before missing the rest of the 2006-07 season with torn anterior cruciate ligament, left knee. Granted medical redshirt following knee injury... As a redshirt freshman in 2007-08, ranked second on team in scoring (16.1 points, fifth in Big 12) and rebounding (6.3 rebounds, tenth)... Scored 20-plus points nine times and 30-plus points twice, with career-high 31 points twice... Third Team All-Big 12 by The Associated Press and league coaches as redshirt freshman.

Personal: William Henry Walker... High school teammate of O.J. Mayo; attended Huntington High School in West Virginia before finishing his high school career at North College Hill.



Ron Turene, NBA.com Images

JERSEY NUMBER: 25
 POSITION: Center
 HEIGHT: 7-1
 WEIGHT: 250

BORN: Jul. 16, 1986 / St. Petersburg, Russia
 YEARS PRO: R

TIMOFEY MOZGOV

Career Transactions: Signed with New York as a free agent on Jul. 13, 2010.

As A Professional: Arrives in NY following six-year pro career in his native Russia...Averaged 7.5 points and 4.8 rebounds over 18.9 minutes in 32 games with BC Khimki in 2009-10...Season-high 22 points vs. Spartak SP on May 17, 2010...Had 16 double-figure scoring games, two double-figure rebound games...Averaged 6.0 points and 4.1 rebounds over 13.1 minutes in 16 Euroleague games... Signed with BC Khimki as a 20 year-old prior to 2006-07 season...Averaged 1.3 points in 13 games in 2006-07; 7.7 points and 4.1 rebounds in 2008-09...Began pro career with LenVo St. Petersburg in 2004-05...Joined CSK VVS-2 Samara, in 2005-06...Recorded 11.0 points, 4.6 rebounds and 1.3 blocks over 23.0 minutes for Russian National Team in 2009 European Championships...Full name is Timofey Pavlovich Mozgov.



JERSEY NUMBER: 20
 POSITION: Forward
 HEIGHT: 6-8
 WEIGHT: 235

BORN: May. 20, 1984 / Boston, MA
 HIGH SCHOOL: National Christian Academy
 Fort Washington, MD
 COLLEGE: Georgetown
 YEARS PRO: R

PATRICK EWING Jr.



Career Transactions: Selected by Sacramento in second round (43rd overall) of 2008 NBA Draft...Signed by Sacramento on Jul. 9, 2008... Traded from Sacramento, along with Ron Artest and Sean Singletary to Houston in exchange for Dontae Greene, Bobby Jackson and a future first-round draft selection on Aug. 14, 2008...Traded from Houston to New York in exchange for draft rights to Frederic Weis on Aug. 29, 2008...Waived on Oct. 27, 2008...Signed with New York as a free agent on Aug. 27, 2010.

JERSEY NUMBER: 3
 POSITION: Forward
 HEIGHT: 6-9
 WEIGHT: 225

BORN: Feb. 16, 1986 / Memphis, TN
 HIGH SCHOOL: Laurinburg / Laurinburg, NC
 COLLEGE: Memphis
 YEARS PRO: 3

SHAWNE WILLIAMS



NBA Regular Season Record

Season	Team	G	Min	FGM	FGA	Pct.	3P	3PA	Pct.	FTM	FTA	Pct.	Off	Def	Tot	Ast	Stl	TO	Blk	Pts	RPG	APG	PPG
06-07	IND	46	556	75	160	.469	19	52	.365	11	20	.550	33	50	83	22	6	24	8	180	1.8	0.5	3.9
07-08	IND	65	967	159	372	.427	43	137	.314	76	106	.717	54	122	176	59	26	58	26	437	2.7	0.9	6.7
08-09	DAL	15	170	16	56	.286	1	17	.059	9	11	.818	19	27	46	2	2	5	2	42	3.1	0.1	2.8
Totals		126	1693	250	588	.425	63	206	.306	96	137	.701	106	199	305	83	34	87	34	659	2.4	0.7	5.2

Career Highs

Minutes	32 at DEN	Nov. 27, 2007	FT Made	7 at DEN	Nov. 27, 2007	Assists	3	Done 7 times
FG Made	9 at PHO	Jan. 9, 2008	FT Att.	10 at DEN	Nov. 27, 2007	Steals	3 at CHB	Nov. 9, 2007
FG Att.	12	Done 3 times	Off. Reb.	7 vs. ORL	Dec. 4, 2008	Turnovers	4	Done 2 times
3-Point FGM	3	Done 3 times	Def. Reb.	10 at DEN	Nov. 27, 2007	Blocked Shots	3 vs. UTA	Nov. 17, 2007
3-Point FGA	7 at DEN	Nov. 27, 2007	Total Reb.	12 vs. PHO	Dec. 4, 2008	Points	24 vs. LAL	Nov. 20, 2007

Career Transactions: Selected after freshman season by Indiana in the first round (17th overall) of 2006 NBA Draft...Traded by Indiana to Dallas for Eddie Jones, two second round draft selections and cash considerations on Oct. 10, 2008...Traded by Dallas, along with Kris Humphries, to New Jersey in exchange for Eduardo Najera on Jan. 11, 2010...Waived by New Jersey on Jan. 15, 2010...Signed by New York as free agent on Sep. 23, 2010.

As A Professional: In three seasons with Indiana and Dallas, has career averages of 5.2 points, 2.4 rebounds and 13.4 minutes in 126 games (6 starts)...**2008-09 (Dallas):** In 15 games, averaged 2.8 points, 3.1 rebounds and 11.3 minutes while shooting 28.6-percent (16-56) from the field, 5.9-percent (1-17) from three-point range and 81.8-percent (9-11) from the line...Had a career-high 12 rebounds (career-high 7 offensive rebounds) with a season-high seven points, two assists, 26 minutes off bench vs. Phoenix, Dec. 4...recorded 13 DNP-CDs and spent 54 games on the inactive list (40 for personal reasons)...**2007-08 (Indiana):** In 65 games, averaged 6.7 points and 2.7 rebounds...played 10 or more minutes in each of his first 18 appearances and averaged 9.5 points in that span...scored 20 or more points for the first time, 8-11 FGs, 3-5 3FGs and 5-5 FTs for a career-high 24 points vs. L.A. Lakers, Nov. 20...Recorded 20 or more points in three games...In the first of three starts, had 21 points, 11 rebounds, three assists and one block at Denver, Nov. 27...In addition to sitting out the first three games of season due to a team-imposed suspension, missed the game at TOR (Feb. 29), for personal reasons...13 DNP-CDs...**2006-07 (Indiana):** Averaged 3.9 points, 1.8 rebounds and 12.1 minutes in 46 games (three starts)...After spending the first 22 games on the Inactive List, made his NBA debut with 13 points (6-9 FG) at CHI, Dec. 22...His 13 points were the most by a Pacers rookie in his regular season debut since Chuck Person scored 17 (1986)...First Pacers rookie to score in 10-plus in his debut since Jonathan Bender (1999) and just the third since Reggie Miller scored 10 points vs. PHI (Nov. 6, 1987).

2009-10 IN REVIEW



George Kalinsky for Madison Square Garden

2009-10 SEASON IN REVIEW

The New York Knickerbockers marked their 64th season as a charter member of the NBA with a **29-53 (.354)** regular season mark...Knicks finished third in the Atlantic Division, 21 games behind division champion Boston.

Offensively Speaking: In their second season under the tutelage of Head Coach Mike D'Antoni, Knicks tied for ninth in the NBA in scoring (102.1 ppg, tied with East top-seed Cleveland)...Coupled with 105.2 ppg in 2008-09, Knicks recorded back-to-back 100-plus scoring seasons for the first time since 1991-92 and 1992-93 (last of seven straight 100-plus seasons)...Knicks scored 100-plus points in 42 of the season's 82 games...Knicks were 21st in the NBA with a .455 shooting percentage (highest since .457 in 2006-07; 12-6 when shooting .500-plus)...Knicks produced six double-figure scorers 15 times...Knicks had one game with two 30-plus scorers (Oct. 31 vs. Philadelphia, OT; Harrington 42, Gallinari 30), two games with four 20-plus scorers and 13 games with three 20-plus scorers...On Mar. 3 vs. Detroit, Knicks produced **six players with 15-plus points** (Al Harrington 26, Bill Walker 22, David Lee 21, Tracy McGrady 21, Eddie House 17, Danilo Gallinari 15) for the first time since **Dec. 4, 1971 vs. Buffalo** (Frazier 25, Barnett 18, DeBusschere 16, Bradley 15, Lucas 15, Rackley 15).

Threeeeeee-Point Goal: For the second straight year under D'Antoni, Knicks used the three-pointer as a centerpiece of their attack...**Knicks went 743-2,145 (.346) from Downtown, finishing second in the NBA in 3PT FGM (to Orlando's NBA record 841 three-pointers)**...Knicks were also second in NBA in 3PT FGA (to Orlando's 2,241)...In past two seasons under D'Antoni, Knicks have recorded the two highest three-point totals in franchise history (823 in 2008-09)...Knicks finished 20th in NBA in three-point shooting (.346)...Two Knicks recorded 100-plus home run seasons - Danilo Gallinari 186, Al Harrington 140 - with Gallinari's 186 representing the second-highest single-season total in club history (to John Starks' 217 in 1994-95)...Knicks hit an NBA-season-high-tying 17 three-pointers on Jan. 26 vs. Minnesota (two shy of single-game club mark)...Knicks attempted an NBA single-game high and club record 47 three-pointers (hit 16) on Dec. 17 at Chicago; also set League mark with 29 3PT attempts in a half (first half)...Knicks had the first-ever games in their history in which more than one player attempted 10 3PT FG (four times: Dec. 17 at Chicago, Jan. 15 vs. Toronto, Feb. 17 vs. Chicago, Apr. 14 at Toronto)...Gallinari nailed a Knicks season-high eight three-pointers (one shy of single-game club mark) on Oct. 31 vs. Philadelphia...Knicks had two four-point plays (Harrington vs. Indiana, Nov. 4; Hughes at New Orleans, Dec. 11)...On Apr. 9 at Orlando, Knicks (16) and Magic (15) combined for 31 3PT FGM, falling one shy of overall NBA single-game mark (32) while tying League record for a regulation (non-overtime) game... On Mar. 6 vs. New Jersey, Knicks went an NBA record 0-for-18 from three-point range in loss to Nets, and saw a streak of **319 consecutive games with at least one 3PT FGM** come to an end (first Downtown shutout since Mar. 29, 2006, 0-6 vs. Celtics).

Streakbusters: Despite winning just 11 road games, Knicks ended long-standing road losing streaks in three cities...On Jan. 13, Knicks beat Sixers 93-92 to snap a nine-game losing streak at Philadelphia (first win at Philly since Dec. 17, 2004, 113-107, OT)...On Mar. 13, Knicks ended Mavericks' 13-game winning streak with resounding 128-94 win, snapping a nine-game losing streak at Dallas with their first win ever at American Airlines Center (first win at Dallas since Dec. 16, 1999; 100-93 at since-demolished Reunion Arena), and gaining a full measure of revenge for 50-point drubbing at MSG on Jan. 24...And on Apr. 4, Knicks ended a decade-long road drought against the Clippers with 113-107 win at Los Angeles, snapping a 10-game road losing streak vs. Clippers (first road win over LAC since Mar. 25, 1998; 77-76 at LA Sports Arena) with their first win ever vs. Clips at Staples Center.

W-L Streaks/Months: Knicks' longest winning streak was four games, from Dec. 4-11 (vs. Atlanta, New Jersey, Portland and New Orleans)...Longest losing streak was eight games, wrapped around NBA All-Star break (Feb. 5-23; broken with 118-116 OT win at Washington, Feb. 26)...Knicks were 3-14 in Oct.-Nov., **9-6 in December**, 6-9 in January, 2-9 in February, 6-10 in Mar. and 3-5 in April...**Knicks' 9-6 December was their winningest month since January 2009 (9-7).**

East/West: Knicks went 20-32 against the Eastern Conference for second straight year; 9-21 against the West...Knicks swept season series against New Orleans (2-0; have won four straight vs. Hornets) and Clippers (2-0); and went 3-1 vs. Atlanta, Detroit, Philadelphia and Washington.

Back To Backs: Knicks played 18 sets of back-to-back games in 2009-10 (same total as in 2008-09)...They were 6-12 in the first games of back-to-backs, 4-14 in the second (total game record of 10-26)...Knicks swept one set of back-to-back games (Dec. 6-7 vs. New Jersey and Portland, both at MSG), were swept in nine sets, split eight sets.

Comebacks: Knicks came from double-figure deficits to win 13 times in 2009-10, their biggest comeback total (from 10-plus down) since 1999-2000 (14 times)...Five of NY's last six wins came from double-figures down...**In addition, Knicks came from 15-plus points down to win four times, tying their highest such total since the stat was first charted starting in 1995-96** (also four comeback wins from 15-plus down in 1996-97, 2000-01 and 2007-08)...Biggest comeback win was from 20 points down (26-46) to beat Clippers at MSG, 95-91 on Dec. 18 (biggest comeback win since Mar. 14, 2004 at Milwaukee, 26 points down to win, 103-100)...NY squandered a double-figure lead in 12 of their 53 losses...Biggest blow lead in loss was 17 points, twice (in 98-89 loss at Chicago, Dec. 17; in 116-112 loss to Houston, Mar. 21).

Margins: Knicks were 4-6 in games decided by three points or less, 10-11 in games decided by five points or less, and 6-8 in games decided by 20 points or more...Season's biggest winning margin was 43 points in 132-89 win over Indiana, Jan. 3 (five points shy of club record)...Biggest losing margin was 50 points in 128-78 loss to Dallas, Jan. 24 (biggest home loss in team history, second-biggest overall), **which proved the catalyst for two history-making victories over Minnesota on Jan. 26 and at Dallas on Mar. 13 (see below)**...Knicks held a 20-plus point lead in eight games and won all eight (biggest lead was 48 points, 129-81, on Jan. 3 vs. Indiana)...Knicks faced a 20-plus point deficit in 27 games and lost 26 of the 27 (biggest deficit was 53 points, 126-73, on Jan. 24 vs. Dallas). Knicks came from 20 down to beat Clippers, 95-91 on Dec. 18 at MSG...Knicks were 1-2 in games decided in the last 10 seconds...Lee's layup with :01.6 left in overtime gave NY a 118-116 OT win at Washington, Feb. 26; Knicks' first victory in a game decided in last 10 seconds since Apr. 18, 2007 at Charlotte (94-93 on Curry tip-in with :00.6 left).

Elias Says... Turnabout Is Fair Play: Knicks' 50-point loss to Dallas (128-78) on Jan. 24 at MSG was the biggest home loss in their history and their second-biggest loss all-time (62-point loss at Syracuse, Christmas Day 1960)...However, it turned out to be the catalyst for two history-making victories:

- Two nights later, on **Jan. 26**, Knicks rebounded from the Dallas disaster for a wire-to-wire, 132-105 rout of Minnesota at MSG...**According to the Elias Sports Bureau, Knicks' 27-point win was the largest margin of victory following a 50-point loss in NBA history.**

- And on **Mar. 13**, Knicks gained a full measure of revenge against the Mavericks with a 128-94 rout at Dallas, snapping the Mavs' 13-game winning streak and a nine-game Knicks losing streak at Dallas...**According to Elias, Knicks' 34-point win was the largest-ever margin of victory by a team over an opponent who had beaten them by at least 50 points earlier in the season.**

2009-10 SEASON IN REVIEW

From The Line: Knicks ranked **fourth** in the NBA in free throw shooting (.782; 1,376-1,759)...Three of Knicks' regular starters enjoyed **800-plus** seasons from the line: Danilo Gallinari (.818), David Lee (.812) and Wilson Chandler (.806)...Knicks recorded four individual streaks of at least 20-plus consecutive free throws, including two by Lee (26 from Mar. 17-26, 25 from Jan. 30-Feb. 20)...Gallinari nailed a Knicks season-high 29 straight from Apr. 6-12, while Harrington twiced 24 straight from Nov. 4-18.

Hey Now, You're An All-Star: At **NBA All-Star 2010 in Dallas**, **David Lee scored four points with two rebounds in 12 bench minutes in East's 141-139 win, becoming Knicks' first NBA All-Star since 2001 at Washington (Allan Houston, Latrell Sprewell)**...Nate Robinson became the first three-time winner of the Sprite Slam Dunk, defeating Toronto's DeMar DeRozan, 51-49 in the final round...Danilo Gallinari had five points for the Sophomores in the T-Mobile Rookie Challenge and Youth Jam, and finished fourth (tied) in the Foot Locker Three-Point Contest...Knicks legends Richie Guerin (fourth straight year by Veterans' Committee) and Bernard King and former coach Don Nelson were among the finalists nominated for induction with the Class of 2010 by the Naismith Memorial Basketball Hall of Fame (none elected in final results announced Apr. 5).

On The Leader Board: David Lee finished fourth in the NBA in rebounding (11.7), trailing only Orlando's Dwight Howard (13.2), Portland's Marcus Camby (11.8) and Memphis' Zach Randolph (11.7). D-Lee ranked fourth in 2009-10 with 53, behind Howard (64), Randolph (57) and Utah's Carlos Boozer (55). Lee was ninth in NBA in field goal percentage (.545), 15th in scoring (20.2) and 17th in minutes (37.3)...**Danilo Gallinari ranked second in the NBA in three-pointers made (186, to Houston's Aaron Brooks' 209) and sixth among NBA sophomores in scoring (15.1)...Al Harrington was second in the League in off-the-bench scoring (17.6 ppg, trailing only Atlanta's Jamal Crawford, 18.0) and was 32nd in overall scoring (17.7)...Wilson Chandler finished 36th in NBA in minutes played (35.7)...Chris Duhon finished sixth in the NBA in assist-to-turnover ratio (3.44).**

That Triple-Double: In perhaps the Knicks' top individual performance of the season, David Lee recorded NY's first triple-double in more than seven years on Apr. 2, with career-high-tying 37 points, 20 rebounds and career-high 10 assists in loss at Golden State...It was NY's first triple-double since Latrell Sprewell on Feb. 28, 2003 vs. Orlando (28 points, 11 reb, 11 ast; 201 on Patrick Ewing Night), and the Knicks' first triple-double in a regulation (non-OT) game since Mark Jackson on Feb. 20, 2002 at Chicago (15 points, 10 reb, 13 ast)...**According to the Elias Sports Bureau, D-Lee recorded the NBA's first 30-20-10 triple-double since Lakers' Kareem Abdul-Jabbar on Mar. 5, 1976 vs. Golden State (35 points, 20 reb, 12 ast).**

New Faces Of '10: In his second full season, Knicks President, Basketball Operations Donnie Walsh continued to make significant trades that not only addressed the team's current needs, but were also geared toward allowing the Knicks flexibility under the NBA Salary Cap (in summer 2010) for the first time in more than a decade...F. Jonathan Bender, climaxing a comeback from knee problems which had kept him sidelined since 2005-06, was signed as a free agent on Dec. 13 and played in 25 games (4.7 ppg)...On Feb. 17, Knicks acquired F Brian Cardinal from Minnesota for C Darko Milicic and cash considerations (Cardinal waived on Feb. 19)...**Walsh then made two roster-altering deals on the day of the NBA Trading Deadline (Feb. 18):** Knicks acquired seven-time All-Star Tracy McGrady from Houston and G Sergio Rodriguez from Sacramento as part of a three-way deal in which G Larry Hughes went to Sacramento and G Jared Jeffries and Jordan Hill were traded to Houston...Later that day, F Bill Walker and Gs Eddie House and J. R. Giddens were acquired from Boston for G Nate Robinson and F Marcus Landry...Free agent C Earl Barron, who wound up averaging 11.7 points in seven games, was signed to a 10-day contract on Apr. 2 (signed for remainder of season on Apr. 12)...G Cuttino Mobley, who had announced his retirement the prior season (Dec. 11, 2008) after medical evaluations revealed hypertrophic cardiomyopathy, was waived on Apr. 5.

Hello, My Name Is... In aftermath of continued roster shuffle, a total of 20 players saw action for the Knicks in 2009-10, marking second straight year NY used at least 20 players (club record 23 in 2008-09)...Tracy McGrady, Earl Barron, Bill Walker, Toney Douglas, Eddie House, Sergio Rodriguez, Jonathan Bender, Jordan Hill, Marcus Landry, J.R. Giddens and Darko Milicic all made their Knicks debuts in 2009-10...Brian Cardinal (acquired on Feb. 17, waived on Feb. 19) did not appear in a game...At season's end, Eddy Curry and David Lee shared the honor of Senior Knick (both having joined for 2005-06 season)...Over the past seven seasons, a total of 72 players have seen action in at least one regular season game for the Knicks.

Forty Plus: Knicks had three individual 40-plus point games in 2009-10, **all off the bench**...Harrington authored NY's high-point game with 42 vs. Philadelphia in the home opener, Oct. 31, OT (club record for off-the-bench points)...Harrington also had 41 off the bench at Denver, Nov. 27...Robinson had 41 off the bench at Atlanta, Jan. 1.

Off The Bench: Knicks' production off the bench was a main storyline all season long...Knicks averaged 34.0 points (2,787) off the bench in 2009-10, up from 33.5 in 2008-09 and 28.3 in 2007-08...Harrington averaged 17.6 points off the bench (second in NBA)...All three of NY's individual 40-plus scoring games came off the bench, as Harrington's 42 points in 36 bench minutes on Oct. 31 vs. Philadelphia were a new single-game club record for points off the bench (since 1964-65)...Knicks recorded 37 individual 20-plus scoring games off the bench, led by Harrington's 21.

Injuries: Knicks recorded **140** manpower games lost due to injury, the 14th-highest figure in the NBA...Games-missed total was Knicks' lowest since the lockout-shortened 1998-99 season (86); lowest total over an 82-game season since 1991-92 (84)...Both Lee and Gallinari played in 81 games...Eddy Curry (62 games, knee/calf) missed virtually the entire season for the second straight year; 12 players missed at least one game due to injury.

Attendance: **Knicks ranked fifth in the NBA in total and average home attendance (41 dates, 799,640 total, 19,503 average, 26 sellouts)**, trailing only Chicago (849,760; 20,726), Cleveland (843,042; 20,562), Portland (840,411; 20,498) and Dallas (819,770; 19,994)...Knicks' 26 home sellouts marked their highest home sellout total since 2004-05 (32)...Average and total home attendance figures (799,640; 19,503) marked Knicks' highest since 2004-05 (800,144; 19,516)...Knicks averaged better than 19,000-plus in home attendance for the 16th time in the last 18 seasons.

With Pride We Honor: On Feb. 22, Knicks honored the 40th anniversary of the 1969-70 NBA Championship team on the second annual Knicks Legends Night, featuring the Garden return of nine of the 11 surviving members of the fabled 1970 team (Willis Reed, Walt Frazier, Bill Bradley, Dick Barnett, Cazzie Russell, Mike Riordan, John Warren, Don May and Bill Hosket)...Longtime Knicks commentator and community ambassador Cal Ramsey was honored with the second annual Dick McGuire Knicks Legacy Award.

For Absent Friends: Knicks mourned the passing of two legendary figures in February 2010...Hall of Famer **Dick McGuire**, who spanned eight decades - and 53 years - with the Knicks as player, coach, scout and executive, died of natural causes on Feb. 3 at age 84...**Carl Braun**, a five-time NBA All-Star as a Knick and still the franchise's fifth-leading all-time scorer (10,449) nearly a half-century after his final game, died of natural causes on Feb. 10 at age 82 in Stuart, FL...In addition, Knicks mourned the passing of former players Tom Stith (at age 71 on Jun. 13, 2010), Ron Sobie (at age 75 on Oct. 23, 2009), Fred Schaus (at age 84 on Feb. 10, 2010) and Original Knick Hank Rosenstein (at age 89 on Feb. 27, 2010), along with Geri (Mrs. Dave) DeBusschere on Oct. 27, 2009, and Colleen (Hutchins) Vandeweghe at age 83 on Mar. 24, 2010.

KNICKERBOCKERS STATISTICS

KNICKERBOCKERS HIGHLIGHTS

October 28 - November 7

SEASON IN REVIEW

Player	G	GS	Min	FG	FGA	Pct.	3P	3PA	Pct.	FT	FTA	Pct.	Off	Def	Tot	Ast	Pt	Dq	Stl	TO	Blk	Pts	Avg
Lee	81	81	3019	686	1258	.545	0	8	.000	268	330	.812	228	721	949	295	257	0	85	189	40	1640	20.2
Harrington	72	15	2195	448	1030	.435	140	409	.342	240	317	.757	88	317	405	110	209	1	62	132	26	1276	17.7
Chandler	65	64	2320	412	860	.479	40	150	.267	129	160	.806	93	255	348	138	184	3	46	108	49	993	15.3
Gallinari	81	74	2747	392	927	.423	186	488	.381	251	307	.818	65	333	398	135	191	1	75	110	58	1221	15.1
Robinson	30	2	733	152	336	.452	51	136	.375	42	54	.778	23	49	72	112	66	1	27	53	5	397	13.2
Barron	7	6	232	30	68	.441	0	0	---	22	29	.759	31	46	77	8	24	0	4	11	4	82	11.7
Hughes	31	14	820	102	279	.366	28	97	.289	65	79	.823	16	94	110	109	53	0	40	56	11	297	9.6
Walker (TOT)	35	13	768	120	232	.517	50	116	.431	39	49	.796	15	73	88	40	83	1	23	28	3	329	9.4
Walker (NY)	27	13	739	117	226	.518	50	116	.431	37	47	.787	15	68	83	37	79	1	23	26	3	321	11.9
Douglas	56	12	1087	179	391	.458	68	175	.389	55	68	.809	40	68	108	112	116	0	42	55	3	481	8.6
McGrady (TOT)	30	24	672	91	235	.387	16	64	.250	47	63	.746	22	72	94	99	40	0	15	44	14	245	8.2
McGrady (NY)	24	24	627	84	216	.389	15	62	.242	43	57	.754	22	67	89	93	38	0	15	43	12	226	9.4
Duhon	67	59	2072	168	451	.373	90	258	.349	68	95	.716	28	150	178	378	83	0	59	110	3	494	7.4
House (TOT)	68	0	1217	173	455	.380	79	227	.348	48	52	.923	13	96	109	85	81	0	40	47	7	473	7.0
House (NY)	18	0	371	44	133	.331	15	60	.250	12	12	1.000	6	34	40	37	20	0	12	20	0	115	6.4
Rodriguez (TOT)	66	8	1048	167	351	.476	32	91	.352	68	93	.731	24	65	89	212	84	0	50	114	5	434	6.6
Rodriguez (NY)	27	8	531	79	161	.491	17	49	.347	25	31	.806	9	30	39	91	38	0	21	55	2	200	7.4
Jeffries	52	37	1462	102	230	.443	20	62	.323	60	93	.645	99	124	223	83	157	2	53	62	58	284	5.5
Bender	25	1	292	40	100	.400	14	39	.359	24	26	.923	15	37	52	16	33	0	2	28	17	118	4.7
Hill	24	0	252	41	92	.446	0	2	.000	15	21	.714	32	29	61	7	37	0	10	12	9	97	4.0
Curry	7	0	62	8	21	.381	0	0	---	10	17	.588	4	9	13	0	13	0	0	13	1	26	3.7
Landry	17	0	108	16	41	.390	9	26	.346	3	5	.600	5	14	19	0	14	0	1	6	2	44	2.6
Giddens (TOT)	32	1	239	28	60	.467	0	10	.000	13	23	.565	16	35	51	13	29	0	9	17	2	69	2.2
Giddens (NY)	11	0	140	19	39	.487	0	8	.000	7	11	.636	12	19	31	7	19	0	5	10	1	45	4.1
Milicic	8	0	71	8	17	.471	0	0	---	0	0	---	5	13	18	4	7	0	4	2	1	16	2.0
Knicks	82	-	19880	3127	6876	.455	743	2145	.346	1376	1759	.782	836	2477	3313	1772	1638	9	586	1148	305	8373	102.1
Opponents	82	-	19880	3352	6902	.486	553	1571	.352	1429	1896	.754	959	2724	3683	1723	1576	13	585	1182	368	8686	105.9



George Kalinsky for Madison Square Garden

SEASON IN REVIEW

2008-09 New York Knicks: (front row) Roger Hinds, David Lee, Allan Houston, Mike D'Antoni, Donnie Walsh, James L. Dolan, Hank J. Ratner, Scott O'Neil, Chris Duhon, Anthony Goenaga; (middle row) Herb Williams, J.R. Giddens, Wilson Chandler, Tracy McGrady, Jonathan Bender, Edly Curry, Danilo Gallinari, Al Harrington, Bill Walker, Sergio Rodriguez, Greg Brittenham; (top row) Mike Martinez, Matt Harding, Dan D'Antoni, Eddie House, Toney Douglas, Phil Weber, Kenny Atkinson, Dave Hancock, Andy Barr.

WON-LOST BREAKDOWN

	Record	Home	Road	OT		W - L		Home Attendance
OVERALL	29-53	18-23	11-30	2-5	Oct.	0-3	41 Games
Atlantic	6-10	3-5	3-5	0-2	Nov.	3-11	799,640 Total
Central	6-12	4-5	2-7		Dec.	9-6	19,503 Average
Southeast	8-10	5-4	3-6	2-1	Jan.	6-9	19,763 High
EASTERN	20-32	12-14	8-18	2-3	Feb.	2-9	26 Sellouts
Southwest	3-7	1-4	2-3		Mar.	6-10		
Northwest	3-7	3-2	0-5	0-1	Apr.	3-5		
Pacific	3-7	2-3	1-4	0-1				
WESTERN	9-21	6-9	3-12	0-2				

Head Coach: Mike D'Antoni				Offensive	
Overall: 8 Years	Won328	Lost275	Pct.544	100+	18 - 24
With Club: 2 Years	Won61	Lost103	Pct.372	100<	11 - 29

vs. Opponent if Opp	W/L to date	Overall	Home	Road	Defensive
.500+	9 - 32	Long:	Win - 4	Win - 6	Win - 2
.500-	20 - 20		Loss - 8	Loss - 7	Loss - 6

Margins	1	2	3	4	5	6	7	8	9	10	11	12	13	14	15	16	17	18	19	20	21	22	23
Won By:	2	1	1	5	1	2	4	1	2	1	1												1
Lost By:		4	2	4	1	3	5	2	4	4	2	3	2	4	2	1		2			1	1	1
	24	25	26	27	28	29	30	31	32	33	34	35	36	37	38	39	40	41	42	43	44	45	46+
Won By:	1		2							1											1		
Lost By:				1				1		1													1

October-November (3-14)

Oct. 28 at Miami (L, 93-115): Knicks open their 64th season as a charter member of the NBA with 115-93 loss at Miami...Danilo Gallinari (22), David Lee (22) and Wilson Chandler (21) all score 20-plus, but Knicks shoot just .379 (33-87)...Dwyane Wade (26 points) and Jermaine O'Neal (22 points, 12 rebounds) lead Heat, who shot .566 (47-83)...Darko Milicic (4 points, 7 rebounds, 17 minutes) and rookies Jordan Hill (0 points, 2 minutes), Toney Douglas (3 points, 6 minutes) and Marcus Landry (0 points, 2 minutes) make Knicks debuts...Opening Night in Miami features retirement of No. 10 of longtime Knicks nemesis Tim Hardaway...Knicks fall to 37-27 all-time in season openers (sixth loss in last eight season openers).

Oct. 30 at Charlotte (L, 100-102, 2OT): D.J. Augustin's two free throws made with :02.5 left in second OT are the difference as Knicks' comeback falls short in 102-100 2OT loss at Charlotte...Knicks trail by as many as 21 (47-26) in second quarter and 17 (75-58) early in the fourth, then outscore Bobcats 24-7 over the final 9:57 to force OT...Lee (17 points 18 rebounds) leads NY...Raymond Felton leads Bobcats with 22 points and forces second OT with driving layup with :13.4 left in first OT (88-88)...Bobcats shoot season opposition low .380 (35-92).

Oct. 31 vs. Philadelphia (L, 127-141, OT): Al Harrington's career-high 42 points (Knicks season high) and Gallinari's eight three-pointers (30 points) go for naught as frantic second-half comeback falls short for second straight night in 141-127 loss to Sixers in home opener...Harrington's 42 points (in 36 bench minutes) set Knicks club record for bench points (since 1964-65); Gallinari's eight three-pointers fall one shy of club mark...Trailing by as many as 23 (74-51), Knicks force OT by outscoring Sixers 41-26 in fourth; but Sixers rip off 17 straight points in final 3:30 of OT...Andre Iguodala (32 points) leads Sixers, who shoot .607 (51-84) and close season opponent high 141 points...Knicks go 14-41 (.341) from Downtown with then-club record 41 three-point attempts (broken on Dec. 17)...Nate Robinson suffers sprained right ankle, sidelining him for next six games...Knicks fall to 33-31 in home openers (sixth loss in last eight home openers).

Nov. 2 vs. New Orleans (W, 117-111): Lee's 28 points, Larry Hughes' 20 and Harrington's 24 give Knicks first win of year, 117-111 over Hornets at MSG, as Mike D'Antoni records his 300th career NBA win...Chris Paul (32 points, 13 assists) leads Hornets...Knicks trail by four (81-77) entering fourth quarter, then outscore Hornets 40-30 in final stanza.

Nov. 4 vs. Indiana (L, 89-101): Knicks are outscored 28-15 in fourth quarter of 101-89 loss to Pacers at MSG...Knicks shoot just .395 (34-86) overall and go 2-17 from the floor in the fourth quarter, missing their last 12 shots...Harrington (22 points) and Lee (20 points, 19 rebounds) lead Knicks...Danny Granger (21 points) leads Pacers, who place three players in double-figure rebounds (Roy Hibbert 14, Dahntay Jones 12, Brandon Rush 10).

Nov. 6 vs. Cleveland (L, 91-100): LeBron James scores 33 points (19 in first quarter) in his only NY visit of the season as Cavs lead by as many as 26 in defeating Knicks, 100-91 at sold-out MSG before national TV audience...Lee (21 points) leads Knicks, who are outrebounded 46-31...Cavs shoot .535 (38-71) overall, outscore Knicks 40-21 in first quarter...ESPN telecast marks Knicks' first national telecast from MSG since Mar. 19, 2006 vs. Miami...Star-studded crowd includes Alex Rodriguez, CC Sabathia, Mark Teixeira, Joba Chamberlain, Melky Cabrera, Reggie Jackson and Robinson Cano of newly-crowned World Champion Yankees.

Nov. 7 at Milwaukee (L, 87-102): Andrew Bogut scores 22 points while Jodie Meeks adds 19 (5-7 from Downtown) off the bench as Bucks lead by as many as 36 in beating Knicks 102-87 at Milwaukee...Lee leads Knicks with 18 points while Toney Douglas adds 16 (4-5 from Downtown)...Bucks play without Michael Redd (knee).

KNICKERBOCKERS HIGHLIGHTS

November 9 - December 11

KNICKERBOCKERS HIGHLIGHTS

December 15 - January 3

SEASON IN REVIEW

Nov. 9 vs. Utah (L. 93-95): Another comeback from 20-plus down falls short in 95-93 loss to Utah at MSG, as Jazz snap five-game losing streak at NY with first MSG win since Feb. 20, 2004 (92-78)...Douglas scores team-high 21...Carlos Boozer and Andrei Kirilenko each scored 23 for Jazz, with Deron Williams adding 16 assists...NY bench outscored Utah's, 37-14...Jazz lead by as many as 21 (52-31) early in third quarter, but Knicks outscore Jazz 62-41 over next 21 minutes and forge 93-93 tie on Douglas' layup with 1:36 left...Mehmet Okur's follow-up layup with 1:16 left (after Williams' miss) gives Jazz final margin of victory, as Douglas misses a short, forced jumper in final seconds.

Nov. 11 vs. Atlanta (L. 101-114): Knicks build as much as a 14-point first half lead (51-37), but are outscored 67-47 in second half of 114-101 loss to Hawks at MSG...Douglas scores 23 points in first pro start...Hawks' Al Horford scores 21 of his game-high 25 points in second half...Knicks shoot .535 (23-43) in first half, .405 (17-42) in second.

Nov. 13 vs. Golden State (L. 107-121): Warriors place four players in 20-plus scoring (Stephen Jackson 23, Kelenna Azubuike, Monta Ellis and Corey Maggette 22 each) and shoot .583 (49-84) en route to handing Knicks 121-107 loss at MSG as overall mark drops to 1-9...Gallinari (19 points, 10 rebounds) records first career double-double...Robinson (9 points, 23 minutes) returns after missing six games (ankle)...Knicks use all 12 eligible players for first time since Apr. 2, 2008 at Memphis.

Nov. 18 at Indiana (W. 110-103): Off-the-bench standouts Harrington (26 points) and Hughes (22 points, 10 rebounds, 7 assists) key comeback from 19 down as Knicks emphatically snap six-game losing streak with 110-103 win at Indiana...Pacers' Danny Granger scores game-high 33 points (30 on 11-14 shooting in first half)...Trailing by 19 (84-65) late in third quarter and by 13 (93-80) midway through the fourth, Knicks outscore Pacers **30-10 in game's final 7:30** (56-34 overall in second half)...Pacers shoot .591 (26-44) in first half, then just .242 (8-33) in second...After battling knee-leg injuries, Eddy Curry (10 points, 4 rebounds, 12 minutes) plays in first game since Mar. 30, 2009 at Utah.

Nov. 21 at New Jersey (W. 98-91): Harrington and Gallinari each score 17 points in 98-91 matinee win at New Jersey...Chris Douglas-Roberts leads NJ with 24 points as Nets fall to 0-13 (in eventual NBA record 0-18 start)...Knicks hold Nets to .411 shooting (37-90)...NY leads by as many as 15 (72-57); Nets rally to pull within one (74-73 on Douglas-Roberts' layup with 10:42 left), but Knicks close out game with 24-18 run in final 10:00.

Nov. 22 vs. Boston (L. 105-107. OT): Kevin Garnett's 19-foot jumper at the overtime buzzer hands Knicks heartbreaking 107-105 OT loss to Celtics at sold-out MSG...Harrington (30 bench points) and Lee (22 points, 15 rebounds) lead Knicks...Boston's Paul Pierce scores game-high 33 points while Rajon Rondo comes within one rebound of a triple-double (14 points, 10 assists, 9 rebounds)...After trailing by as many as 14 (69-55, third quarter), Knicks rally and take a seven-point fourth-quarter lead (86-79 on Robinson's three-pointer with 9:36 left)...Celts regain lead, then Harrington forces OT with two free throws made with :04.7 left...Pierce scores Boston's first seven points in OT, then KG's jumper delivers knockout blow after Lee's dunk with :09.3 left tied it at 105-105.

Nov. 24 at Lakers (L. 90-100): Kobe Bryant scores 34 points as Knicks fall to Lakers at LA, 100-90 in opener of three-game Western swing...Knicks shoot just .389 (35-90) in losing fifth straight to Lakers, and are outrebounded by staggering 60-36...Lakers take command by outscoring NY 28-17 in third quarter (Kobe 13), including a 17-0 run.

Nov. 25 at Sacramento (L. 97-111): Lee (25) is the only starter to score in double figures as Knicks shoot just .385 (35-91) in wire-to-wire, 111-97 loss at Sacramento...Robinson adds 25 off the bench...Kings' Donte Greene goes 6-7 from Downtown (24 points) with six blocks, while Tyreke Evans comes within three assists of a triple-double (19 points, 11 rebounds, 7 assists)...First time Knicks have just one 10-plus starter since Jan. 10, 2009 at Houston (Lee 14).

Nov. 29 vs. Orlando (L. 102-114): Robinson scores 22 of his team-high 24 points in fourth quarter (two shy of club mark), but can't stave off 114-102 loss to Magic at MSG...Magic's Rashard Lewis goes 5-9 from Downtown (game-high 26 points), while Dwight Howard adds 24 points and 16 rebounds...Submitted for your approval: Both teams go 42-83 FGA (.506).

"I don't like losing games. If we keep doing the right things, we can turn this around. But there's nobody in the franchise that's happy we've won one game; so, yeah, I don't like that. But on the other hand, there's a bigger job: Young guys have got to get better, we have to see what we have with the players we have out there right now so we know what we're going to do in the future. And that, to me, is the goal." — President, Basketball Operations Donnie Walsh, Nov. 12

(Knicks finish October-November at 3-14; fourth in Atlantic, 10 GB)

December (9-6; 12-20)

Dec. 1 vs. Phoenix (W. 126-99): Gallinari scores game-high 27 points (6-12 from Downtown) while Lee adds 24 in rousing 126-99 win over 14-4 Phoenix at MSG, snapping five-game losing streak...Harrington scores 22 off the bench as Knicks lead by as many as 31 (112-81)...Hughes records 10,000th career point, adds 12 assists...Knicks go 14-31 (.452) from Downtown while Suns go just 4-17 (.235)...**They Said It:** "It showed that we're able to put together two halves of playing the way we're capable of playing. And it kind of gives us a benchmark that we need to stick to now of how we want to play defensively and how we want to run our offense." — David Lee

Dec. 2 at Orlando (L. 104-118): Rashard Lewis (20 points) and Mickael Pietrus (17) combine to go 10-15 from Downtown as Magic hand Knicks 118-104 loss at Orlando...Chandler leads NY with 24 points...Magic nail eight three-pointers in third quarter and shoot .551 overall (43-78)...Knicks wear home whites on the road while Magic wear black road "Hardwood Classics" from their inaugural year of 1989-90.

Dec. 4 at Atlanta (W. 114-107): Knicks recover from Hawks' game-opening 11-0 run for 114-107 win at Atlanta, shooting a season-high .577 (45-78)...Harrington scores 27 points (25 in first half)...Lee adds 18 points and 17 rebounds while Duhon scores 25 with 10 assists...Joe Johnson (29 points) leads Hawks, who see Josh Smith ejected in second quarter by referee Bob Delaney...Knicks play without Gallinari (arm).

Dec. 6 vs. New Jersey (W. 106-97): Hughes scores 20 of his 25 points in the second half to lead Knicks comeback in 106-97 matinee win over Nets at MSG...Harrington adds 26 points and 14 rebounds...Chris Douglas-Roberts scores 26 for Nets, playing first game following Dec. 4 win over Charlotte that snapped NBA record 0-18 start...Trailing by as many as 13 in the first half, Knicks outscore Nets 53-36 in second half and rebound NJ 48-32.

Dec. 7 vs. Portland (W. 93-84): Knicks go 13-26 (.500) from Downtown and turn 19 Portland turnovers into 31 points in 93-84 win over Blazers at sold-out MSG for third straight triumph...Knicks snap five-game losing streak to Blazers (first win over Blazers since Jan. 3, 2007; 99-81 at Portland)...Hughes scores 21 off the bench...Brandon Roy scores 27 for Blazers, playing first game after center Greg Oden suffered season-ending knee injury on Dec. 5 vs. Rockets...Knicks build 23-point lead (80-57), enabling them to survive 14-0 Portland run in fourth quarter...Blazers are piloted by assistant coach Dean Demopoulos (Nate McMillan Achilles surgery).

Dec. 11 at New Orleans (W. 113-96): Winning streak reaches season-high four in dramatic style, as **Knicks score game's final 18 points (over 4:43 stretch)** as final chapter in overcoming 16-point deficit in 113-96 win at New Orleans...Harrington scores game-high 28 points, including 50-foot half-court bomb to end first half...Duhon goes 6-8 from Downtown (22 points)...Knicks shoot .551 overall (43-78), 13-25 from Downtown...NY allows game's first 11 points for second time in four games (Dec. 4 at Atlanta), trails by 16 (58-42) late in second quarter, then outscore Hornets 60-34 in second half...Knicks hold Hornets to .400 shooting (34-85), Chris Paul to 4-14 FGA (13 points).

Dec. 15 at Charlotte (L. 87-94): Season-high four-game win streak snapped in shocking fashion as Knicks, leading by six with under 3:00 left, fall victim to 15-2 Bobcat run over final 2:33 in 94-87 loss at Charlotte...Duhon scores team-high 18 points...Cats' Stephen Jackson scores nine of his game-high 24 points in fourth quarter as Charlotte outscore NY 28-13 in final stanza...Back-to-back driving layups by Raymond Felton (1:15 and :39.5 left) give Bobcats the lead for good...Cats turn 21 Knicks turnovers into 29 points.

Dec. 17 at Chicago (L. 89-98): Despite a record-setting night from three-point range, Knicks squander an early 17-point lead and fall to Bulls at Chicago, 98-89...Knicks shoot just .360 overall (13-36), with **16-47 (.340) from Downtown**...Knicks establish club record with 47 three-point attempts (two shy of NBA mark of 49), and set League mark with 29 three-point attempts in a half (first half)...For first time in team history, Knicks produce more than one player with 10-plus three-point attempts (Gallinari 6-15, Harrington 4-13, Duhon 5-10; all three score 18 points)...Luol Deng leads Bulls (24 points, 13 rebounds)...Knicks lead by 17 (34-17) in first quarter and by as many as six (75-69) in fourth, but Bulls close game out with 23-10 run over final 8:16...**They Said It:** "Yes, that is a lot for us. In the first half, we took 29. It just happens sometimes that way. Some were good and some were just jacked up. They went in early for us and that's how we got into taking them." — Mike D'Antoni on the three-point barrage

Dec. 18 vs. Clippers (W. 95-91): Lee notches game-high 25 points and authors the game-turning play as **Knicks record their biggest comeback win in more than five years, rallying from 20 points down to 95-91 win over Clippers** at sold-out MSG...Duhon has 17 points and 10 assists, while newly-signed Jonathan Bender, playing first NBA game since Nov. 5, 2005, adds nine points in 14 bench minutes...Chris Kaman leads Clips with 20 points...**Comeback from 20 down to win is Knicks' biggest since Mar. 14, 2004 (26 points down to win at Milwaukee, 103-100, in biggest recorded comeback in team history)**...Trailing by as many as 20 in the second quarter (46-26) and by 16 at half (58-42), Knicks outscore Clippers 53-33 in second half...After Baron Davis' three-point bomb gives LA a 91-90 lead with :36.2 left, Lee ties in Harrington's close-in miss with :28.7 left to give NY the lead for good (92-91)...Knicks emerge with win as Rasual Butler misses three-point attempt :03.8 left and Duhon goes 3-4 from the line in the final :13.7...After record three-point barrage the night before, Knicks go 7-23 (.304) from Downtown.

Dec. 20 vs. Charlotte (W. 98-94): Chandler scores 26 points, Lee comes within three assists of a triple-double (15 points, 15 rebounds, 7 assists) and Gallinari adds game's key defensive play to 21-point night as Knicks edge Bobcats, 98-94 at MSG...Raymond Felton scores game-high 27 for 'Cats, who play without Gerald Wallace (headache), then lose Stephen Jackson in third (back spasms)...Knicks lead throughout second half (as many as 12), then see lead melt to one (95-94) on Felton's layup with :12.2 left...But Gallinari atones for two missed free throw attempts in final :19.2 by blocking Acie Law's driving layup which would have tied score inside five-second mark...Jeffries plays 30:56 without a field goal attempt, tying Clarence Weatherspoon's club mark for the longest playing stint without an attempt (31 minutes Denver, Apr. 2, 2003). Dec. 22 vs. Chicago (W. 88-81): Lee hauls in a career-high-tying and Knicks season-high 21 rebounds, adds 18 points and authors game-clinching shot in 88-81 win over Bulls at MSG, Knicks' sixth straight win at MSG...Bulls' 81 points are season opposition low...Derrick Rose (26 points) and Joakim Noah (21 rebounds) lead Bulls, one night after epic squandering of 35-point lead in 102-98 loss to Kings...Knicks lead by as many as 22 (55-33) in third quarter and by 13 (75-62) in fourth, then see lead melt down to one (80-79) on Noah's jumper with 1:41 left...But Lee nails two free throws (82-79) with 1:25 left, then drills a 17-footer with :05.5 left to seal the win (84-79)...Lee (21) and Noah (21) combine for 42 of the game's 96 total rebounds.

Dec. 25 vs. Miami (L. 87-93): Dwyane Wade scores 30 points to lead Heat to 93-87 win in Christmas Day ESPN matinee before MSG sellout...Knicks shoot just .410 (32-78) in seeing six-game home win streak snapped...NY falls to 20-25 all-time on Christmas Day, marking holiday by wearing green uniforms while Heat don red.

Dec. 27 vs. San Antonio (L. 88-95): Spurs' perennial Big Three of Tim Duncan (13 points, 7 rebounds), Tony Parker (22 points, five in final 2:34) and Manu Ginobili (17 points, nine in fourth quarter) combine to help hand Knicks 95-88 loss in final game of 3-2 homestand...Lee scores game-high 28 points (11-13 FGA), while Duhon dishes off 13 assists without a turnover (one shy of club mark)...Game marks first time since Nov. 11, 2006 (100-92 loss at San Antonio) that Knicks face Spurs with all three members of SA's Big Three seeing action (a span of four games in which Knicks went 1-3).

Dec. 29 at Detroit (W. 104-87): Lee pours in 30 points while Chandler adds 23 in 104-87 win at Detroit...Ben Gordon leads Pistons with 17 points off the bench as Knicks starters outscore Pistons', 87-49...Knicks shoot .513 overall (39-76), hold Pistons to .418 (33-79).

Dec. 30 at New Jersey (L. 95-104): Knicks allow NJ to shoot .512 (43-84), including .619 in the first half (26-42) in dropping 104-95 decision to 2-29 Nets at the Meadowlands...**Knicks allow 100-plus points for first time since Dec. 4 at Atlanta, as streak of 11 straight sub-100 opposition games ends (longest since 19 straight in February-March 2001)**...Lee (24 points, 15 rebounds) leads Knicks; Yi Jianlian scores 22 for Nets...Knicks, who were Nets' opponents in first-ever NBA game at The Meadowlands (Oct. 30, 1981), make their final visit off Exit 16W and finish with 23-44 all-time regular season mark...**Knicks finish 9-6 in December for winningest month since January 2009 (9-7).**

"I get a feeling we're really close to winning a lot of basketball games. And the ones we lose, we can point to certain things — either we make some foul shots, we make some shots and we can win it. But we're not pointing to, 'We can't guard that guy, we can't do this, we're not this, we're not that.' I think we are everything we need to be. We just need to get some more production out of people and just keep plugging away."

"I think we can play with anybody, at any time...I'm looking forward to seeing how we can compete and where we are. Every day is a test to see how we can stack up. It's fun to coach this group because they're getting better and more cohesive...There was nobody who felt worse at 1-9 than me. I knew we had something there. I just couldn't figure it out or get it done. Now we're doing better. I take a lot of responsibility for it." — Mike D'Antoni, Dec. 24 and Dec. 27

(Knicks finish December at 12-20; third in Atlantic, 11½ GB)

January (6-9; 18-29)

Jan. 1 at Atlanta (W. 112-108. OT): After being a DNP (CD) in each of the prior 14 games, **Robinson pours in 41 points with eight assists in 38 bench minutes to lead comeback from 15 points down in emotional 112-108 overtime win at Atlanta**...Nate comes within one point of Harrington's club mark for points off the bench (42 on Oct. 31 vs. Sixers)...Chandler adds 24 points with 17 rebounds...Joe Johnson (28 points) and Al Horford (22 points, 19 rebounds) lead Hawks...Knicks fall behind by 15 (82-67) on Jamal Crawford's jumper with 11:14 left, then force OT by outscoring Hawks **32-17 in final 10:58 of fourth quarter**...Robinson scores 14 in the fourth, then adds 11 of NY's 13 overtime points...Knicks shoot .511 (45-88) overall, with 19-28 FGA (.679) over the fourth quarter + OT.

Jan. 3 vs. Indiana (W. 132-89): **Knicks fall just five points shy of their all-time record for margin of victory in 43-point (132-89) rout of Pacers at sold-out MSG**...Knicks record first wire-to-wire win of season and lead by as many as 48 (129-81 late in fourth quarter)...Knicks shoot .521 (50-96) as Chandler (23), Lee (22 with 16 rebounds) and Gallinari (20) all score 20+...Duhon goes 6-7 from Downtown (18 points)...Luther Head (18 points) leads shorthanded Pacers, who play without Danny Granger (foot), Troy Murray (ankle) and Jeff Foster (back)...Knicks commit just 10 fouls to tie all-time team low (Pacers 9-9 FTA); mark would be broken on Feb. 3 vs. Washington.

SEASON IN REVIEW

KNICKERBOCKERS HIGHLIGHTS

January 7 - January 31

SEASON IN REVIEW

Jan. 7 vs. Charlotte (W, 97-93): Chandler (27 points), Lee (22) and Gallinari (17) shine in comeback, 97-93 win over Charlotte at MSG...Knicks shoot .534 (39-73), hold Bobcats to 416 (37-89)...Knicks trail by 10 (71-61) in third quarter, then rip off 15 straight points...Stephen Jackson (26 points) leads 'Cats, while Gerald Wallace (13 points, 9 rebounds) turns in first opposition complete game vs. NY (48:00) since Toronto's Chris Bosh on Apr. 15, 2007...Teams combined for just 18 free throw attempts (NY 7-8, Charlotte 7-10)...Knicks play without Harrington (calf), 'Cats without Tyson Chandler (foot).

Jan. 9 at Houston (L, 96-105): After leading by as many as 13 in the first half, Knicks are outscored 27-17 in fourth quarter of 105-96 loss to Rockets, their fifth straight loss at Houston...Lee has game-high 26 points as Knicks shoot .520 (39-75) in losing cause...Knicks commit six of their 15 turnovers in the fourth quarter...Luis Scola leads Houston with 23 points...Rockets' Carl Landry scores 10 of his 14 points in the fourth quarter, outdueling brother Marcus (0 points, 4 minutes)...Knicks play second straight game without Harrington (calf).

Jan. 11 at Oklahoma City (L, 88-106): Knicks shoot just .382 (34-89) and commit 20 turnovers in 106-88 loss at Oklahoma City...Kevin Durant scores 30 for Thunder; Robinson (19) leads Knicks...Knicks' shooting woes personified by Duhon (0-8 FGA, 3 points), Gallinari (0-7 FGA, 0 points) and Lee (5-18 FGA, 11 points).

Jan. 13 at Philadelphia (W, 93-92): Lee caps 24-point night with a layup that gives NY the lead for good with just :14.9 left in 93-92 win over Sixers, snapping a nine-game losing streak at Philadelphia...Chandler adds 18 points as Knicks win at Philadelphia for first time since Dec. 17, 2004 (113-107, OT)...Allen Iverson leads Sixers with 16 points (none in fourth quarter). Samuel Dalembert hauls in 21 rebounds as Sixers outboard Knicks, 54-37...Lee scores eight of NY's last 13 points as Knicks make up four-point deficit inside final 1:30, then Knicks emerge with win as Rodney Carney misses potential game-winning three-pointer at the buzzer.

Jan. 15 vs. Toronto (L, 104-112): Knicks allow 39 points in the first quarter and trail by as many as 28 in wire-to-wire 112-104 loss to Raptors at sold-out MSG...Lee, who attended his grandfather's funeral the day before in St. Louis, comes within one assist of a triple-double (25 points, 14 rebounds, 9 assists) in going the full 48 minutes...Lee, Harrington (31) and Gallinari (26 on Italian Heritage Night) are Knicks' only double-figure scorers...Andrea Bargnani (24 points, 12 rebounds), leads Raps, who shoot .534 overall (39-73) with 12-22 from Downtown.

Jan. 16 at Detroit (L, 90-94): Spirited comeback bid falls short in 94-90 loss at Detroit...Gallinari scores 27 points while Lee falls one assist shy of a triple-double for the second straight game (26 points, 17 rebounds, 9 assists)...Rodney Stuckey leads Pistons with 20 points...Knicks fall behind by as many as 21 (77-56) late in third quarter, then outscore Pistons 30-17 in the fourth to cut the lead to two (92-90) inside the final half-minute before falling short...Both teams beset by poor shooting: Knicks .395 (32-81), Pistons .390 (32-82).

Jan. 18 vs. Detroit (W, 99-91): Robinson's 27 points spark 99-91 win over Pistons in Dr. Martin Luther King Day matinee at MSG...Nate scores 15 points in first half, then notches seven points in 9-0 Knicks run that bridges third-fourth quarters and gives NY the lead for good...After being outscored 27-11 in the third quarter, Knicks rebound to outscore Pistons 31-21 in the fourth...Rodney Stuckey (22 points) leads Pistons, who play without Rip Hamilton (upset stomach), Tayshaun Prince (knee) and Ben Gordon (injury-related DNP (CD))...Knicks improve to 18-6 all-time on King Holiday.

Jan. 22 vs. Lakers (L, 105-115): Eleven months after scoring 61 points at MSG (Feb. 2, 2009), Lakers' Kobe Bryant scores 22 of his 27 points in the second half to help hand Knicks 115-105 ESPN loss at sold-out Garden, Knicks' sixth straight loss to Lakers...Lee has game-high points (31) and rebounds (17); Chandler adds 28 points...Knicks lead by one (85-84) heading into the fourth, then are outscored 31-20 in final stanza...Knicks go 6-13 from Downtown in first half, 0-9 in second...Knicks commit just two turnovers over the first three quarters (none in first half), then have six miscues in the deciding fourth...Knicks lose Robinson following first half (strained right hamstring).

Jan. 24 vs. Dallas (L, 78-128): Knicks absorb their biggest home loss in franchise history, a 50-point, 128-78 demolition at the hands of the Mavericks in MSG matinee, their eighth straight loss to Dallas...Fifty-point margin of defeat is surpassed in club annals only by 162-100 loss at Syracuse on Christmas Day 1960...Dirk Nowitzki and Jason Terry each score 20 points as Mavs shoot .581 (50-86) and place seven players in double-figure scoring...Jeffries (14) and Lee (11) are NY's only double-figure scorers as Knicks shoot season-low .337 (29-86)...Mavs shoot 12-22 (.545) from Downtown while Knicks go just 4-25 (.160), including 0-10 for the starting five...Mavs play without Jason Kidd (personal) and Erick Dampier (knee), Knicks without Robinson (hamstring)...**They Said It:** "It was the perfect storm for about the worst game you could have." - **David Lee**

Jan. 26 vs. Minnesota (W, 132-105): Knicks rebound from Dallas disaster with wire-to-wire, 132-105 rout of Timberwolves at MSG...Lee (28), Harrington (26) and Chandler (20) all score 20-plus, while Duhon dishes off 13 assists without a turnover for the second time this season (Dec. 27 vs. Spurs)...According to the Elias Sports Bureau, Knicks' 27-point win is the largest margin of victory following a 50-point loss in NBA history...Knicks rip off game's first 15 points, and their 132 points are NY's highest total ever vs. Timberwolves (Knicks' 40-16 lead after the first quarter is their biggest lead after the first since Nov. 3, 1996; 37-11 over Hornets)...Knicks go 17-40 (.425) from Downtown for season-high three-pointers made (two shy of overall club mark)...**They Said It:** "I thought they'd come out like this Sunday, so obviously my barometer's not working too well. But I did think that we would play well." - **Mike D'Antoni**

Jan. 28 vs. Toronto (L, 104-106): Leading by five with under 2:00 left, Knicks fall victim to 9-2 Raptors run over the final 1:39 in 106-104 loss to Toronto at MSG, closing out 2-3 homestand...Lee (29 points, 18 rebounds) leads Knicks, Chris Bosh (27 points, 15 rebounds) paces Raps...Knicks lead by as many as 16 (32-16), and go up five (102-97) on Lee's dunk with 1:47 left. But NY misses their next four shots while Raptors rally and take the lead for good on Jarrett Jack's close-in runner with 50.2 seconds left (103-102)...Jack goes 1-2 from the line with :07.3 left (106-104), then Knicks' final hopes are dashed when a driving Harrington is whistled for an offensive foul on NY's last possession...Knicks turn 21 Toronto turnovers into 27 points...Knicks outscore Toronto 34-20 in first quarter with 13-21 FGA (.619), but go just 25-66 FGA (.379) thereafter. Raptors go 7-23 FGA (.304) in the first, 33-58 FGA (.569) the rest of the way.

Jan. 30 at Washington (L, 96-106): Wizards' Mike Miller goes 7-10 from Downtown - including six home runs over an 8:12 span in the second half - en route to 25 points to help hand Knicks 106-96 loss at Washington...Lee leads NY with 24 points; Jeffries (17 points) goes the full 48:00...Wiz go 11-21 (.524) from Downtown, Knicks go just 6-21 (.286)...Wizards' Antawn Jamison hauls in 23 rebounds (11 offensive)...Knicks play without Harrington (knee)...Wizards' first home game following season-long NBA suspensions of Gilbert Arenas and Javaris Crittenton.

Jan. 31 at Minnesota (L, 91-112): Kevin Love scores 25 points while Al Jefferson adds 22 as Knicks allow .500 shooting (42-84) and fall in Minnesota, 112-91, as Wolves avenge 27-point loss at MSG five days earlier...Chandler scores game-high 27 as Knicks place all five starters in double-figure scoring (but Wolves' bench outscores Knicks', 51-8)...Game marked by 38-point swing: Knicks lead by as many as 15 (22-7 in first quarter), fall behind by as many as 23 (106-83 with 5:04 left)...Playing without Harrington (knee), Knicks are outrebounded 58-36...In span of 24 hours during lost weekend, Knicks lose back-to-back games to teams with combined record of 25-68.

"I don't think we're reverting back. I just think we have to figure out how hard we have to play. Teams are upping their level before the All-Star break and we have to match that." - **Jared Jeffries, Jan. 23**

"It's up to us to keep this going for another 35 or 40 games, whatever it is. Every once in a while, there should be an egg laid, but it can't be very often." - **Mike D'Antoni, Jan. 26**

(Knicks finish January at 18-29; third in Atlantic, 12 GB)

KNICKERBOCKERS HIGHLIGHTS

February 3 - 27

February (2-9; 20-38)

Feb. 3 vs. Washington (W, 107-85): Amid a somber MSG following that morning's passing of Hall of Fame legend Dick McGuire, Knicks outscore Wizards 35-20 in the fourth quarter en route to 107-85 victory...Robinson scores 23 points off the bench; Lee adds 22...Wiz go just 6-7 from the line and Knicks go 6-8, leading to host of new entries in record book: fewest single-game personal fouls in Knicks history (8), fewest opposing free throw attempts at Garden IV (7 by Wiz), all-time NBA low single-game combined personal fouls (21, ties mark). Teams' 15 combined free throw attempts fall three shy of NBA mark (12), as Wizards go 2-3 over game's final 37:00.

Feb. 5 vs. Milwaukee (L, 107-114): Despite Lee's 32 points and 15 boards, Knicks drop 114-107 decision to Bucks at MSG...Ersan Ilyasova, filling in for Andrew Bogut (who leaves after five minutes with migraine headaches), scores 25 points in 30 bench minutes. Brandon Jennings scores 19 of his 22 points in the second half, including 10 in third quarter as Bucks outscore Knicks 36-22.

Feb. 6 at Cleveland (L, 106-113): LeBron James blitzes Knicks with 47 points - including 35 in the first half - and blunts a late NY rally as Knicks fall 113-106 at Cleveland...LeBron authors staggering stat line: 6-12 from Downtown, eight rebounds, eight assists and five steals over 44 minutes...Robinson scores 26 for Knicks with 23 in the second half as Knicks chop a 24-point Cavs lead (72-48) down to three (109-106) inside the final 2:00, but James scores Cavs' last six points...Knicks shoot .526 (41-78).

Feb. 9 vs. Sacramento (L, 114-118, OT): Leading by 15 midway through the fourth quarter, Knicks fall victim to frantic Kings rally and fall in overtime, 118-114 at MSG...Chandler pours in 35, while Robinson scores 11 points in 27 bench minutes in what will turn out to be his final game as a Knick...Kings win for just the fourth time in 26 road games as Tyreke Evans scores 27 points and Omri Casspi adds 18 on Jewish Heritage Night...Nate's layup gives NY a 98-83 lead with :736 left in the fourth, but Kings close out the stanza on a 22-7 run capped by Jason Thompson's game-tying slam dunk (105-105) and :25.1 left...After Duhon misses potential game-winning three at the buzzer, Kings' Kevin Martin scores nine points in OT...Knicks go 6-16 from Downtown in first half, 1-13 in second half + OT.

(Knicks go into All-Star break at 19-32; fourth in Atlantic, 14 GB)

Feb. 12-14: At NBA All-Star 2010 in Dallas, David Lee scores four points with two rebounds in 12 bench minutes in East's 141-139 win, as Knicks' first All-Star since 2001 (Houston, Sprewell)...Nate Robinson becomes the first three-time winner of the Sprite Slam Dunk, defeating Toronto's DeMar DeRozan, 51-49 in the final round...Damian Gallinari scores five points in 13 minutes for the Sophomores squad in 140-129 loss to Rookies in the T-Mobile Rookie Challenge and Youth Jam, then finishes fourth (tied) in the Foot Locker Three-Point Contest...Knicks legends Richie Guerin (fourth straight year by Veterans' Committee) and Bernard King and former coach Don Nelson are among the finalists nominated for induction with the Class of 2010 by the Naismith Memorial Basketball Hall of Fame (none elected in final results announced Apr. 5).

Feb. 16 at Chicago (L, 85-118): Derrick Rose goes 14-18 from the floor en route to 29 points as Bulls shoot .605 (52-86) and hand Knicks 118-85 post-All-Star drubbing at United Center...Lee (24 points, 12 rebounds) leads Knicks, who shoot just .346 (28-81)...Bulls outscore Knicks in paint by whopping 52-28.

Feb. 17 vs. Chicago (L, 109-115): Derrick Rose leads the way for second straight night, scoring game-high 27 points as Bulls outscore NY 62-45 in the second half and hand NY 115-109 loss at MSG, stretching losing streak to five...Harrington scores 27 off the bench while Chandler goes 4-4 from Downtown en route to 26...Knicks lead by as many as 15 (64-49 late in second quarter)...Bulls again dominate Knicks in paint, 70-44...Bulls' Taj Gibson hauls in 16 rebounds with 11 offensive...Bulls go 26-33 from the line, Knicks just 13-16...Knicks acquire **F Brian Cardinal** from Minnesota for **C Darko Milicic** and cash considerations

Feb. 18: At the NBA trade deadline, Knicks acquire seven-time All-Star F/G Tracy McGrady from Houston and G Sergio Rodriguez from Sacramento as part of a three-team deal in which G Larry Hughes is traded to Sacramento and Fs Jared Jeffries and Jordan Hill to Houston...Knicks also acquire G Eddie House, G J.R. Giddens and F Bill Walker from Boston for G Nate Robinson and F Marcus Landry.

Feb. 20 vs. Oklahoma City (L, 118-121, OT): Tracy McGrady (26 points) and Eddie House (24 points, 4-8 from Downtown) make their Garden debuts before raucous sellout crowd, but Knicks falter down stretch and lose in OT to Thunder, 121-118 to run losing streak to season-high-tying six...Kevin Durant (36 points, 7 in OT) and Russell Westbrook (31 points, 10 assists, 9 rebounds) lead Thunder...Knicks lead by six (103-97) with just over a minute left, but Durant's three-point bomb with :06.0 left forces OT at 105-105 (Gallinari misses a three-pointer at the buzzer)...Knicks lead by four (116-112) with under 2:00 left in OT, but are outscored 9-2 in the final 1:23 as Durant's jumper puts OKC ahead to stay (119-118, :16.6 left)...Knicks go 18-23 from the line (.783), Thunder go 30-41 (.732).

Feb. 22 vs. Milwaukee (L, 67-83): Knicks shoot just .338 (26-77) in 83-67 loss to Bucks before MSG sellout that celebrates 40th anniversary reunion of the 1969-70 World Champion Knicks on the Second Annual Knicks Legends Night...McGrady leads Knicks with 15 points (5-14) in second game with NY, while Sergio Rodriguez ties Garden IV mark with eight steals (one shy of overall Knicks record)...Andrew Bogut notches game-high points (24 on 12-15) and rebounds (20)...Knicks' 67 points are season low and their lowest total ever vs. Bucks.

Feb. 23 at Boston (L, 106-110): Despite shooting .525 (42-80), Knicks are denied late and lose at Boston, 110-106, running losing streak to eight (sixth straight loss to Boston)...Lee has game-high points (28) and rebounds (15)...Ray Allen leads Celts with 24 points, Rajon Rondo notches 16 assists, and Nate Robinson scores four points (2-7) in 16 bench minutes in Celtics debut following Feb. 18 trade...Trailing by as many as 14, Knicks pull to within one (107-106) on McGrady's layup with 2:45 left...But Knicks miss their final five shots, including T-Mac's potential game-tying three-ball with :27.9 left...Celtics shoot .557 (44-79) despite playing without Paul Pierce (thumb).

Feb. 26 at Washington (W, 118-116, OT): Lee's layup with :01.6 left in overtime caps a 25-point, 16-rebound night and lifts Knicks to 118-116 win at Washington to snap season-high eight-game losing streak...Harrington scores 37 points in 34 bench minutes, including 17 in the fourth quarter as Knicks rally from 12-point first-half deficit...Andray Blatche leads Wizards with 26 points and 18 rebounds...Randy Foye's jumper with :25.9 left sends the game into OT (112-112), then Lee's layup in the final seconds answers Nick Young's game-tying three-pointer with :06.4 left in the extra session...Teams combine to go just 3-16 from the floor in overtime (NY 2-8, Wash 1-8)...Knicks record their first victory in a game decided in the last 10 seconds since Apr. 18, 2007 at Charlotte (94-93 on Curry tip-in with :00.6 left).

Feb. 27 vs. Memphis (L, 109-120): Marc Gasol comes within two assists of a triple-double (25 points, 13 rebounds, 8 assists) while former Knick Zach Randolph scores 31 with opposition season-high 25 rebounds (10 offensive) as Grizzlies rally to beat Knicks 120-109 at sold-out MSG...Randolph's 25 boards are highest opposition total vs. Knicks since Warriors' Andris Biedrins had 26 vs. NYK on Jan. 27, 2008...Harrington scores 31 points in 41 bench minutes for his second straight 30-plus game off the bench...After Gallinari's three-point bomb ties the score (107-107) with 4:04 left, Grizzlies close out the game with a 13-2 run as Rudy Gay scores 12 of his 37 points in the final stanza...Grizz outrebound Knicks, 52-32...Teams combined for just 17 turnovers (NY 9, Grizz 8).

"I know everybody is focused on individual players, but we're not. We're focused on putting together the best team we can. So that takes a lot of different directions, and we have a lot of time to figure out which way we're going to go, but it is a lot of cap space." - **Donnie Walsh, Feb. 18**

(Knicks finish February at 20-38, fourth in Atlantic, 16½ GB)

SEASON IN REVIEW

KNICKERBOCKERS HIGHLIGHTS

March 1 - 21

March (6-10; 26-48)

Mar. 1 at Cleveland (L, 93-124): Behind LeBron James' 22 points and Cavs' .567 shooting (51-90), Knicks are blitzed in Cleveland, 124-93... Bill Walker scores 21 points off the bench, but Knicks shoot just .409 (36-88) and trail by as many as 49 (61-110), scoring just 11 points in the third quarter...Cavs play without Shaquille O'Neal, who undergoes right thumb surgery that morning...Knicks play without Chandler (personal).

Mar. 3 vs. Detroit (W, 128-104): Knicks produce four 20-plus scorers for first time this season and shoot .553 (47-85) overall in wire-to-wire, 128-104 win over Pistons at MSG, snapping six-game home losing streak...Harrington (26, 6-8 from Downtown), Walker (22 in first NY start), Lee (21 with 18 rebounds) and McGrady (21) all score 20-plus, while Gallinari adds 15 to give NY five double-figure starters...House adds 17 off the bench to give Knicks six players with 15-plus points for the first time since Dec. 4, 1971 vs. Buffalo (Frazier 25, Barnett 18, DeBusschere 16, Bradley 15, Lucas 15, Rackley 15)...Knicks celebrate ene-be-a Noche Latina 2010 by wearing "Nueva York" uniforms for first of four times...Knicks play without Chandler (personal).

Mar. 5 at Toronto (L, 96-102): Sonny Weems scores 20 points in 28 bench minutes as Raptors hand Knicks 102-96 loss at Toronto...Lee has game-high points (23) and rebounds (18); Chandler returns from two-game absence (personal) for 18 points...Trailing by as many as nine in the fourth, Gallinari's jumper pulls NY within two (92-90) with 4:16 left, but Raps close game out on 10-6 push...Knicks go just 3-16 from Downtown...Raptors play without Chris Bosh (ankle/flu) and wear throwback "Huskies" uniforms to commemorate Toronto's entry in original 1946-47 BAA.

Mar. 6 vs. New Jersey (L, 93-113): Knicks set an NBA record for long-range futility by going 0-18 from three-point range in 113-93 loss to 6-55 Nets at sold-out MSG...Nets go 14-24 (.583) from Downtown; Devin Harris scores game-high 31 while Courtney Lee goes 5-7 from Downtown (25 points)...Lee (23 points) and Chandler (20) lead NY...Nets outscore Knicks 91-61 over last three quarters as Knicks feature 36-point swing (from Knicks +16 in first quarter to Nets +20 at game's end)...Knicks seek streak of 319 consecutive games with at least one three-pointer come to an end (first Downtown shutout since Mar. 29, 2006, 0-6 vs. Celtics).

Mar. 8 vs. Atlanta (W, 99-98): Al Horford's potential game-winning, close-in follow is disallowed via video replay, and Knicks hang on for 99-98 win over Hawks at sold-out MSG...Following 0-for-18 disaster of two nights earlier, Knicks go 10-15 from three-point range, including 4-5 for Gallinari en route to game-high 27 points...Josh Smith leads Hawks with 25...Gallo's three-pointer gives NY a 10-point lead (95-85) with 5:27 left, but Hawks close game out with 13-4 run...Smith's layup pulls Hawks within one (99-98, 27.5 seconds left), then Atlanta gets final possession following a Toney Douglas turnover. Chandler blocks Smith's layup attempt, then Horford's follow comes just after the clock hits 0:00.0...Knicks shoot .506 (39-77) and win season series over Playoff-bound Hawks, 3-1.

Mar. 10 at San Antonio (L, 87-97): Manu Ginobili scores a game-high 28 points as Spurs hand Knicks wire-to-wire 97-87 loss at San Antonio to kick off a five-game road trip...Lee scores 21 points as Knicks lose seventh straight at San Antonio...Knicks go 2-17 from Downtown, Spurs 8-20...Trailing by 15 early in the third, Knicks pull to within one (83-82) as Gallinari goes 1-2 from the line with 3:58 left. But Spurs end game on 14-5 run over final 3:33...Spurs play without Tony Parker (hand), marking the fifth time in the last six games between the two teams that Spurs face Knicks without one member of Big Three of Duncan-Parker-Ginobili...Loss No. 42 (in game No. 64) mathematically clinches Knicks' club record ninth straight losing season.

Mar. 12 at Memphis (L, 112-119): Zach Randolph (24), O.J. Mayo (22) and Rudy Gay (20) all score 20-plus as Grizzlies hand Knicks 119-112 loss at Memphis...Walker scores 21 for NY while Douglas adds 19, all in the second half...Knicks go 25-29 from the line (.862), Grizz go 30-33 (.909)...Knicks trail by as many as 29 (88-59 late in third quarter), then outscore Grizz 39-25 in fourth to cut the lead down to five (117-112) inside the final minute, but get no closer.

Mar. 13 at Dallas (W, 128-94): In a game that reverberates throughout the NBA, Knicks break Mavericks' 13-game winning streak in stunning fashion with a 128-94 demolition at Dallas, their first victory in Big D in more than a decade...Knicks snap a nine-game losing streak at Dallas with their first win ever at American Airlines Center (first win at Dallas since Dec. 16, 1999; 100-93 at since-demolished Reunion Arena); also snap overall eight-game losing streak vs. Mavs...Knicks record their all-time point high vs. Dallas (128) and gain full measure of revenge for 50-point drubbing at MSG on Jan. 24...Walker (23 points, 5-8 from Downtown), Chandler (22), Douglas (21, 4-4 from Downtown) and Harrington (20) lead the way as Knicks shoot .562 (50-89), with 16-30 (.533) from three-point range...Knicks hold Dirk Nowitzki to 5-13 shooting (20 points) and Jason Kidd to 5-12 (15 points), as Mavs shoot just .425 (34-80)...Knicks outscore Mavs 70-46 in second half...Mavs play without Jason Terry (facial surgery)...Knicks wear white "Nueva York" uniforms while Mavs wear blue "Los Mavs" uniforms...They Said It: "I think we remembered that game. They really embarrassed us on our home floor. So we were able to get a little bit of revenge tonight. It feels good. Revenge is sweet sometimes, you know? If we had gotten up by 50, it would have been really nice." – Al Harrington, referring to 50-point loss to Mavs at MSG, Jan. 24

Mar. 15 at Philadelphia (W, 94-84): McGrady goes 4-5 from Downtown (14 points) while Gallinari scores a game-high 21 in 94-84 win over Sixers; Knicks' second straight win at Philadelphia after losing nine straight...Lee (16) and Chandler (11) both have 10-plus rebounds; but Chandler plays in final game before sore left groin sidelines him for remainder of season...Samuel Dalembert (18) and Andre Iguodala (17) combine for 35 rebounds as Sixers outbound Knicks, 54-38...Knicks hold Sixers to just .384 shooting (33-86) and outscore Philadelphia 50-29 in second half.

Mar. 17 at Boston (L, 97-109): Knicks shoot just .414 (36-87) and trail by as many as 27 in wire-to-wire, 109-97 St. Patrick's Day loss at Boston (seventh straight loss at Boston)...Celts' Paul Pierce scores game-high 29 (16 in third quarter)...Lee also scores game-high 29...J.R. Giddens (4 points, 13 bench minutes) makes Knicks debut...Knicks wear home whites on third while Celts celebrate St. Patrick's Day with alternate green-and-golds.

Mar. 19 vs. Philadelphia (W, 92-89): Douglas scores 14 of his 22 points in the fourth quarter to lead Knicks comeback while Gallinari adds a game-high 25 as shorthanded Knicks outlast Sixers, 92-88 at sold-out MSG...Knicks trail by nine (76-67) following Andre Iguodala's slam-dunk-free throws made with 8:37 left, but Knicks respond with 25-12 run over the final 8:26...Knicks shoot just .368 (28-76), but go 26-30 from the line (.867) and outbound Sixers, 50-37...Knicks play without Chandler (groin), Lee (tendinitis) and House (Achilles), then lose Bender to season-ending fracture of left hand.

Mar. 21 vs. Houston (L, 112-116): Aaron Brooks scores 16 points, including seven straight during late, deciding run, to help Rockets hand Knicks 116-112 loss in MSG matinee...Lee (27 points, 20 rebounds) records second career 20-20 game...Douglas nails six three-pointers (tying Knicks rookie mark) for 26 points...In teams' first meeting since Feb. 18 mega-trade, McGrady has 15 points for Knicks, Jordan Hill has 13 for Rockets, and Jared Jeffries (0 points, 13 minutes) draws two key charges on Douglas in final 2:30...Knicks lead by as many as 17 (32-15) in first quarter; go up by three (110-107) on Gallinari's 1-2 free throws with 3:34 left...But Rockets author game-clinching 9-0 run over 2:09 (Brooks 7 points) as Knicks miss five straight shots...Rockets begin comeback by scoring 45 points in second quarter, a Garden IV opponent mark for a second quarter...Rockets' bench outscore Knicks', 52-13...Crowd of 17,242 is MSG lowest since Dec. 13, 2006 vs. Hawks (15,895).

KNICKERBOCKERS HIGHLIGHTS

March 23 - April 14

Mar. 23 vs. Denver (W, 109-104): Gallinari scores 24 of his team-high 28 points in second half as Knicks rally to defeat Nuggets, 109-104 before MSG sellout...Carmelo Anthony scores game-high 36 for Nuggets; Chauncey Billups adds 25, with 14-15 from the line...Nuggets score game's first 12 points, but NY goes on 26-15 run for the rest of the period...Gallinari scores 17 points in third quarter duel with Anthony (12 points in quarter)...Knicks lead throughout fourth as Douglas scores nine points, including game-clinching jumper with .27.8 left (107-104) as Nuggets miss last five shots...Knicks go 2-12 from Downtown in first half, 8-17 in second...Assistant Coach Adrian Dantley coaches Nuggets (Karl illness).

Mar. 26 at Phoenix (L, 96-132): Knicks are routed in Phoenix, 132-96, to start late-season five-game Western swing, their seventh straight loss at Phoenix...Knicks shoot just .383 (36-94), with Harrington scoring game-high 24...Leandro Barbosa and Amar'e Stoudemire each score 18 for Suns, who shoot .556 (50-90)...Suns' bench outscore Knicks', 66-39...Knicks wear white "Nueva York" uniforms while Suns wear orange "Los Suns" uniforms as part of NBA Noche Latina 2010.

Mar. 28: On an off-day following game No. 72, Knicks are mathematically eliminated from the NBA Playoff race for the eighth time in the last nine years, via Chicago's 110-103 win at Detroit.

Mar. 29 at Utah (L, 98-103): Harrington leads comeback effort with 26 points and 17 rebounds but Knicks fall short in 103-98 loss to Jazz, NY's fourth straight loss at Utah...Carlos Boozer leads Jazz with 26 points; Deron Williams adds 23 points and 14 assists...Jazz shoot blistering 17-20 from the floor (.850) in first quarter and take as much as a 15-point lead, but are held to 24-60 shooting (.400) the rest of the way...Knicks forge 87-87 tie after three quarters, but score just 11 points (5-18) in the fourth...Knicks' bench outscore Utah's, 46-20.

Mar. 31 at Portland (L, 90-118): Knicks trail by as many as 36 in wire-to-wire 118-90 loss at Portland...LaMarcus Aldridge (21 points) and Nicolas Batum (20) lead Blazers, who shoot .526 (50-95)...Lee (20 points, 10 rebounds) leads Knicks; Walker (4-8 from Downtown) adds 18 off the bench...All 12 active Blazers record at least one point...Knicks wear home whites while Blazers wear red 1976-77 throwbacks.

"It just means that we had a tough year. If we had 49, it's a tough year. It doesn't matter. Those aren't milestones." – Mike D'Antoni on the prospect of back-to-back 50-loss seasons, Mar. 25

(Knicks finish March at 26-48; third in Atlantic, 21 GB)

April (3-5; 29-53)

Apr. 2 at Golden State (L, 117-128): Lee records the Knicks' first triple-double in more than seven years (career-high-tying 37 points, 20 rebounds, career-high 10 assists), but NY falls short in 128-117 loss at Golden State (eighth straight loss at Oakland)...D-Lee's triple-master is NY's first since Latrell Sprewell on Feb. 28, 2003 vs. Orlando (28 points, 11 rebounds, 11 assists; 2OT on Patrick Ewing Night)...Gallinari adds 29 points and career-high eight assists...Anthony Morrow scores 35 points in 36 bench minutes for Warriors...Knicks go 15-34 (.441) from Downtown, but Warriors go 54-94 FGA (.574) overall and turn 23 Knicks turnovers into 36 points.

Apr. 4 at Clippers (W, 113-107): Lee scores 29 and Harrington adds 26 (in final game before season-ending shoulder surgery) as Knicks salvage final game of five-game trip by ending a decade-long road drought against the Clippers with 113-107 win at Los Angeles in the fourth annual Nick Brown Classic...Knicks snap a 10-game road losing streak vs. Clippers (first road win over LAC since Mar. 25, 1998; 77-76 at LA Sports Arena) with their first win ever vs. Clips at Staples Center...Baron Davis leads Clippers with 23 points...After Knicks lead by as many as 14, Clippers force 103-103 tie on Drew Gooden's tip-in with 2:54 left. But Knicks close out game on 10-4 push in final 1:12, with Harrington scoring six of the 10 NY points...Rodriguez notches 10 assists...Earl Barron (10 points, 6 rebounds, 18 minutes) makes Knicks debut.

Apr. 6 vs. Boston (W, 104-101): Gallinari pours in 31 points (19 in third quarter, 24 in second half) while Barron marks first NY start with his first career double-double (17 points, career-high 18 rebounds) as Knicks top Celtics, 104-101 at sold-out MSG...Ray Allen leads Celtics with 17 points while Nate Robinson scores five points in 14 bench minutes in return to Garden following Feb. 18 trade.

Apr. 7 at Indiana (L, 105-113): Danny Granger scores 33 points (including 5-11 from Downtown) as Pacers hand Knicks wire-to-wire 113-105 loss at Consecro Fieldhouse...Douglas scores 20 points off the bench for Knicks, who trail by as many as 20...Loss No. 50 (in game No. 78) assures Knicks of third straight 50-plus loss season.

Apr. 9 at Orlando (L, 103-118): Dwight Howard and Vince Carter each score 25 as Magic deal Knicks second straight wire-to-wire loss, 118-103 in third-point barrage at Orlando...Gallinari scores 28, including 5-10 from Downtown...Knicks trail by as many as 24; Magic shoots .560 (47-84)...Teams combine for 31 three-pointers (Knicks 16-33, Magic 15-32), falling one shy of overall NBA single-game mark (32) while tying League record for a regulation (non-overtime) game...Knicks make their final visit to Amway (Orlando) Arena, finishing with a 17-24 all-time record there since 1989-90.

Apr. 11 vs. Miami (L, 98-111): Dwyane Wade pours in 32 points to lead Miami to 111-98 win at MSG as Heat completes 3-0 season sweep of Knicks...Lee scores 26 for NY while Barron adds a double-double (13 points, 12 rebounds)...Heat shoots .524 (44-84) and outscore NY 63-45 over second-third quarters.

Apr. 12 vs. Washington (W, 114-103): After going scoreless in the first half, Gallinari pours in 24 second-half points to spark Knicks to comeback, 114-103 win over Washington in home finale...Lee adds 16 points; Mike Miller leads Wizards with 23...Trailing by 10 (90-80) early in the fourth, Gallo scores 14 fourth-quarter points to key a 20-2 Knicks run (over 5:35 span) that decides the issue...Knicks shoot .513 (41-80), with 11-23 from Downtown...Knicks finish 18-23 at home with 26 home sellouts (most since 32 in 2004-05).

Apr. 14 at Toronto (L, 113-131): Knicks allow season-high .650 opposition shooting (52-80) in season-ending 131-113 loss at Toronto...Walker goes 6-10 from Downtown en route to game-high 28 points; Gallinari (5-12 from Downtown) adds 22 as Knicks place all five starters in double-figure points for fifth and final time this season...Andrea Bargnani and DeMar DeRozan each score 24 points for Raptors, who shoot staggering .700 (14-20) in first quarter and .698 (30-43) in first half...Raps' point total (131) is their highest ever vs. NY...Despite win, Raptors fall one game short of final East Playoff slot on season's last day as Chicago wins at Charlotte, 98-89...Knicks finish 11-30 on the road; third 10-plus road win season in last four years...Overall final mark of 29-53 marks club record ninth straight losing season.

"This summer's going to be a big part of what we do. And you try to focus on that a lot. We're disappointed. I'm disappointed we didn't make the playoffs each year, but it's part of the job." – Mike D'Antoni, Apr. 2

(Knicks finish regular season at 29-53; third in Atlantic, 21 GB)

KNICKERBOCKERS GAME-BY-GAME

KNICKERBOCKERS GAME-BY-GAME

SEASON IN REVIEW

No.	Date	Opponent	W/L	Score	Record	Pos	GB	Attendance	High Scorers	High Rebounders
1	Oct. 28	at MIA	L1	93-115	0-1	T3	1	19,600*	Gallinari/Lee 22 Wade 26	Lee 9 O'Neal 12
2	Oct. 30	at CHB	L2	100-102 (2OT)	0-2	4	2½	18,624	Three with 17 Felton 22	Lee 18 Wallace 15
3	Oct. 31	vs. PHI	L3	127-141 (OT)	0-3	5	3	19,763*	Harrington 42 Igoudala 32	Chandler/Harrington 6 Igoudala 11
4	Nov. 2	vs. NOH	W1	117-111	1-3	4	3	19,763*	Lee 28 Paul 32	Harrington/Lee 8 Okafor 10
5	Nov. 4	vs. IND	L1	89-101	1-4	4	4½	19,273	Harrington 22 Granger 21	Lee 19 Hibbert 14
6	Nov. 6	vs. CLE	L2	91-100	1-5	4	4½	19,763*	Lee 21 James 33	Chandler/Lee 6 Varejao 14
7	Nov. 7	at MIL	L3	87-102	1-6	4	5½	15,486	Lee 18 Bogut 22	Lee 7 Ilyasova 13
8	Nov. 9	vs. UTA	L4	93-95	1-7	4	6	19,355	Douglas 21 Booser/Kirilenko 23	Chandler 10 Booser 14
9	Nov. 11	vs. ATL	L5	101-114	1-8	4	7	19,699	Douglas/Harrington 23 Horford 25	Harrington 12 Smith 12
10	Nov. 13	vs. GSW	L6	107-121	1-9	4	7	19,763*	Gallinari 19 Jackson 23	Gallinari 10 Jackson 8
11	Nov. 18	at IND	W1	110-103	2-9	4	6½	12,258	Harrington 26 Granger 33	Hughes 10 Hibbert 12
12	Nov. 21	at NJN	W2	98-91	3-9	4	5½	14,050	Gallinari/Harrington 17 Douglas-Roberts 24	Lee 12 Lopez 12
13	Nov. 22	vs. BOS	L1	105-107 (OT)	3-10	4	6½	19,763*	Harrington 30 Pierce 33	Lee 15 Perkins 13
14	Nov. 24	at LAL	L2	90-100	3-11	4	7	18,997*	Chandler/Robinson 15 Bryant 34	Chandler/Lee 7 Gasol 16
15	Nov. 25	at SAS	L3	97-111	3-12	4	8	11,375	Lee/Robinson 25 Greene 24	Lee 12 Evans 11
16	Nov. 27	at DEN	L4	125-128	3-13	4	9	19,155*	Harrington 41 Anthony 50	Harrington/Lee 10 Martin/Nene 11
17	Nov. 29	vs. ORL	L5	102-114	3-14	4	10	18,861	Robinson 24 Lewis 26	Lee 12 Howard 16
18	Dec. 1	vs. PHO	W1	126-99	4-14	4	10	19,763*	Gallinari 27 Nash 20	Gallinari 10 Dudley 7
19	Dec. 2	at ORL	L1	104-118	4-15	4	10½	17,461*	Chandler 24 Lewis 20	Gallinari 7 Lewis 11
20	Dec. 4	at ATL	W1	114-107	5-15	4	11	17,165	Harrington 27 Johnson 29	Lee 17 Horford 14
21	Dec. 6	vs. NJN	W2	106-97	6-15	3	10½	19,602	Harrington 26 Douglas-Roberts 26	Harrington 14 Boone 7
22	Dec. 7	vs. POR	W3	93-84	7-15	3	10	19,763*	Hughes 21 Roy 27	Lee 10 Aldridge 13
23	Dec. 11	at NOH	W4	113-96	8-15	3	10½	15,569	Harrington 28 West 20	Lee 14 West 7
24	Dec. 15	at CHB	L1	87-94	8-16	3	12	13,606	Duhon 18 Jackson 24	Lee 8 Chandler 12
25	Dec. 17	at CHI	L2	89-98	8-17	3	12½	19,791	Three with 18 Deng 24	Jeffries 9 Deng 13
26	Dec. 18	vs. LAC	W1	95-91	9-17	3	11½	19,763*	Lee 25 Kaman 20	Lee 11 Camby 13
27	Dec. 20	vs. CHB	W2	98-94	10-17	3	11½	18,767	Chandler 26 Felton 27	Lee 15 Chandler 14
28	Dec. 22	vs. CHI	W3	88-81	11-17	3	11½	19,763*	Harrington 20 Rose 26	Lee 21 Noah 19
29	Dec. 25	vs. MIA	L1	87-93	11-18	3	12½	19,763*	Gallinari 26 Wade 30	Lee 16 Wade 9
30	Dec. 27	vs. SAS	L2	88-95	11-19	3	12½	19,763*	Lee 28 Parker 22	Lee 10 Blair 10
31	Dec. 29	at DET	W1	104-87	12-19	3	11½	22,076*	Lee 30 Gordon 17	Lee 12 Stuckey/Wallace 8
32	Dec. 30	at NJN	L1	95-104	12-20	3	11½	17,575	Harrington 25 Yi 22	Lee 15 Lopez 14
33	Jan. 1	at ATL	W1	112-108 (OT)	13-20	3	11	17,366	Robinson 41 Johnson 28	Chandler 17 Horford 19
34	Jan. 3	vs. IND	W2	132-89	14-20	3	11	19,763*	Chandler 23 Head 18	Lee 16 Rush 8
35	Jan. 7	vs. CHB	W3	97-93	15-20	3	11	19,763*	Chandler 27 Jackson 26	Jeffries 10 Wallace 9
36	Jan. 9	at HOU	L1	96-105	15-21	3	11	15,693	Lee 26 Scola 23	Lee 12 Lowry/Scola 7
37	Jan. 11	at OCT	L2	88-106	15-22	3	11½	17,152	Robinson 19 Durant 30	Lee 13 Krstic/Sefolosa 8
38	Jan. 13	at PHI	W1	93-92	16-22	3	11½	12,444	Lee 24 Iverson 16	Jeffries/Lee 9 Dalembert 21
39	Jan. 15	vs. TOR	L1	104-112	16-23	3	11½	19,763*	Harrington 31 Bargnani 24	Lee 14 Bargnani 12
40	Jan. 16	at DET	L2	90-94	16-24	3	12	19,185	Gallinari 27 Stuckey 20	Lee 17 Villanueva/Wilcox 10
41	Jan. 18	vs. DET	W1	99-91	17-24	3	11	19,302	Robinson 27 Stuckey 22	Lee 15 Wallace 14

No.	Date	Opponent	W/L	Score	Record	Pos	GB	Attendance	High Scorers	High Rebounders
42	Jan. 22	vs. LAL	L1	105-115	17-25	3	11½	19,763*	Lee 31 Bryant 27	Lee 17 Odom 14
43	Jan. 24	vs. DAL	L2	78-128	17-26	3	12	19,418	Jeffries 14 Nowitzki/Terry 20	Lee 14 Gooden 18
44	Jan. 26	vs. MIN	W1	132-105	18-26	3	12	18,111	Lee 28 Brewer 22	Harrington/Lee 10 Jefferson 10
45	Jan. 28	vs. TOR	L1	104-106	18-27	3	12	18,828	Lee 29 Bosh 27	Lee 18 Bosh 15
46	Jan. 30	at WAS	L2	96-106	18-28	3	12	16,233	Lee 24 Miller 25	Gallinari 10 Jamison 23
47	Jan. 31	at MIN	L3	91-112	18-29	3	12	13,711	Chandler 27 Love 25	Lee 11 Jefferson/Love 11
48	Feb. 3	vs. WAS	W1	107-85	19-29	3	12½	19,225	Robinson 23 Foye/Young 15	Lee 10 Haywood 8
49	Feb. 5	vs. MIL	L1	107-114	19-30	3	13½	19,247	Lee 32 Ilyasova 25	Lee 15 Delfino/Ilyasova 9
50	Feb. 6	at CLE	L2	106-113	19-31	T3	14	20,562*	Robinson 26 James 47	Lee 8 James 8
51	Feb. 9	vs. SAC	L3	114-118	19-32 (OT)	4	14	19,531	Chandler 35 Evans 27	Jeffries/Lee 10 Thompson 11
52	Feb. 16	at CHI	L4	85-118	19-33	4	14½	20,989*	Lee 24 Rose 29	Lee 12 Gibson 10
53	Feb. 17	vs. CHI	L5	109-115	19-34	4	15	19,763*	Harrington 27 Rose 27	Lee 12 Gibson 16
54	Feb. 20	vs. OCT	L6	118-121	19-35 (OT)	4	16½	19,763*	Lee 30 Durant 36	Lee 10 Green 11
55	Feb. 22	vs. MIL	L7	67-83	19-36	4	16½	19,763*	McGrady 15 Bogut 24	Lee 13 Bogut 20
56	Feb. 23	at BOS	L8	106-110	19-37	4	17½	18,624*	Lee 28 Allen 24	Lee 15 Garnett 8
57	Feb. 26	at WAS	W1	118-116	20-37 (OT)	4	16½	17,408	Harrington 37 Blatche 26	Lee 16 Blatche 18
58	Feb. 27	vs. MEM	L1	109-120	20-38	4	16½	19,763*	Harrington 31 Randolph 31	Chandler 8 Randolph 25
59	Mar. 1	at CLE	L2	93-124	20-39	4	17	20,562*	Walker 21 James 22	Lee 10 Jamison 12
60	Mar. 3	vs. DET	W1	128-104	21-39	4	17½	19,341	Harrington 26 Prince/Stuckey 16	Lee 18 Jerebko 13
61	Mar. 5	at TOR	L1	96-102	21-40	4	18½	18,889	Lee 23 Weems 20	Lee 18 Turkoglu-Weems 9
62	Mar. 6	vs. NJN	L2	93-113	21-41	4	19	19,763*	Lee 23 Harris 31	Chandler 10 Lopez/TWfms 11
63	Mar. 8	vs. ATL	W1	99-98	22-41	4	19	19,763*	Gallinari 27 Smith 25	Lee 13 Horford 12
64	Mar. 10	at SAS	L1	87-97	22-42	4	18½	18,278	Lee 21 Ginobili 28	Lee 10 McDyess 12
65	Mar. 12	at MEM	L2	112-119	22-43	4	19½	12,236	Walker 21 Randolph 24	Lee 14 Randolph 11
66	Mar. 13	at DAL	W1	128-94	23-43	4	19	20,224*	Walker 23 Nowitzki 20	Lee 14 Nowitzki 12
67	Mar. 15	at PHI	W2	94-84	24-43	3	18½	13,563	Gallinari 21 Holiday 18	Lee 16 Dalembert 18
68	Mar. 17	at BOS	L1	97-109	24-44	T3	19½	18,624*	Lee 29 Pierce 29	Lee 9 Perkins 12
69	Mar. 19	vs. PHI	W1	92-88	25-44	3	19½	19,763*	Gallinari 25 Brand 19	Harrington 13 Dalembert/Holiday 8
70	Mar. 21	vs. HOU	L1	112-116	25-45	3	20½	17,242	Lee 27 Martin 28	Lee 20 Ariza 7
71	Mar. 23	vs. DEN	W1	109-104	26-45	3	19½	19,763*	Gallinari 28 Anthony 36	Lee 16 Three with 7
72	Mar. 26	at PHO	L1	96-132	26-46	3	21	18,422*	Harrington 24 Barbosa/Stoudemire 18	Lee 13 Frye 11
73	Mar. 29	at UTA	L2	98-103	26-47	T3	21	19,911*	Harrington 26 Booser 26	Harrington 17 Booser 14
74	Mar. 31	at POR	L3	90-118	26-48	3	21	20,636*	Lee 20 Aldridge 21	Lee 10 Camby 10
75	Apr. 2	at GSW	L4	117-128	26-49	T3	21	19,230	Lee 37 Morrow 35	Lee 20 Tolliver 8
76	Apr. 4	at LAC	W1	113-107	27-49	3	21	16,083	Lee 29 B. Davis 23	Lee 10 Kaman 16
77	Apr. 6	vs. BOS	W2	104-101	28-49	3	20	19,763*	Gallinari 31 Allen 17	Barron 18 Perkins 8
78	Apr. 7	at IND	L1	105-113	28-50	3	21	15,330	Douglas 20 Granger 33	Lee 16 Murphy 12
79	Apr. 9	at ORL	L2	103-118	28-51	3	21	17,461*	Gallinari 28 Carter/Howard 25	Barron 12 Howard 13
80	Apr. 11	vs. MIA	L3	98-111	28-52	3	22	19,763*	Lee 26 Wade 32	Barron 12 Haslem 10
81	Apr. 12	vs. WAS	W1	114-103	29-52	3	21½	19,763*	Lee 26 Miller 23	Barron 13 Blatche 10
82	Apr. 14	at TOR	L1	113-131	29-53	3	21	18,333	Walker 28 Bargnani/DeRozan 24	Lee 11 DeRozan 9

* Sellout

SEASON IN REVIEW

INDIVIDUAL HIGH GAMES

KNICKS INDIVIDUAL HIGHS

SEASON IN REVIEW

Player	Minutes	Field Goals	Free Throws	Rebounds			Assists	Steals	Turnovers	Blocked Shots		Points
				Offensive	Defensive	Total				Shots	Points	
Earl Barron	44C	8	9C	8C	10C(2)	18C	2	1 (4)	6C	2C	17	
Jonathan Bender	24	6	4 (2)	2 (3)	5 (2)	7	3	1 (2)	3 (5)	4	16	
Wilson Chandler	48	15C	6 (4)	4 (3)	15C	17C	6T	3T(2)	5 (3)	4T	35C	
Eddy Curry	16	3	4	3	3	4 (2)	0	0	3 (3)	1	10	
Toney Douglas	41C	10C(2)	4C(5)	5C	7C	8C	3C(2)	5C	1C(3)	26C		
Chris Duhon	56C	10	8T	3	7	13 (2)	2 (12)	5 (2)	1 (3)	25		
Danilo Gallinari	44C(2)	10C(3)	11C	3C(6)	10C(3)	11C(2)	8C	4C	4C	31C		
J.R. Giddens (NYK)	Mar. 23 vs. DEN	Mar. 21 vs. HOU	Mar. 19 vs. PHI	Mar. 19 vs. PHI	Mar. 19 vs. PHI	Mar. 19 vs. PHI	Apr. 14 at TOR	Mar. 23 vs. DEN	Apr. 12 vs. WAS	Mar. 19 vs. PHI	Mar. 19 vs. PHI	
Al Harrington	45	16	11	5 (2)	15C	17	6	4	5 (2)	3	42C	
Jordan Hill	20	5	4	5C	3 (4)	7	2	3C	2T(4)	2	10	
Eddie House (NYK)	36	8	5	2	6	7	5	2 (2)	4T	0	24	
Larry Hughes	41	8 (2)	14T	2 (5)	8	10	12	4 (4)	6	2	25	
Jared Jeffries	48C	7	6	6	8	10 (3)	5	6C	5	4	17	
Marcus Landry	14C(2)	3C(2)	3C	2C	3C(2)	4C	0T	1C	2C	1C(2)	8C	
David Lee	50	14	9 (2)	8	16 (3)	21T	10C	4	5 (8)	3	37T	
Tracy McGrady (NYK)	34	10	7 (2)	4 (2)	7 (2)	8	8 (2)	3 (2)	6	3	26	
Darko Milicic	17	3	0	2	6	7	3	3T	1 (2)	1	6	
Nate Robinson	38 (2)	18C	7	3 (2)	5	6 (4)	8 (2)	2 (8)	7T	2C	41	
Sergio Rodriguez (NYK)	38C	7	4 (2)	2	5	10	8C	6T	1T(2)	18		
Bill Walker (NYK)	40C	9C(3)	6C(2)	2T(4)	5C(6)	7C	4C(2)	2T(5)	3C(2)	1T(3)	28C	
Knickerbockers High Games	290	50 (2)	30	22	42	55	32	14	23	10	132 (2)	
Knickerbockers Low Games	240 (75)	26	6	2	20 (2)	30	10	1	8 (2)	0	67	
Opponents High Games	290	54	36	24	46	61	34 (2)	15	25	13	141	
Opponents Low Games	240 (75)	31	5	3	24 (2)	31	10 (2)	6	1 (3)	1	81	

"C" indicates a new career-high, "T" a tied career-high. Numbers in parentheses indicate the number of games in which a player or team has reached a given total (if more than one).

SEASON IN REVIEW

New York Knickerbockers		
Total Points	42	Al Harrington vs. Philadelphia* Oct. 31
Minutes	56	Chris Duhon at Charlotte** Oct. 30
Field Goals Made	18	Nate Robinson at Atlanta* Jan. 1
Field Goals Attempted	26	David Lee vs. L.A. Lakers Jan. 22
3-Point Field Goals Made	8	Danilo Gallinari vs. Philadelphia* Oct. 31
3-Point Field Goals Attempted	16	Danilo Gallinari vs. Philadelphia* Oct. 31
Free Throws Made	14	Larry Hughes vs. New Jersey Dec. 6
Free Throws Attempted	17	Larry Hughes vs. New Jersey Dec. 6
Offensive Rebounds	8	Done 2 times
Defensive Rebounds	16	Done 3 times
Total Rebounds	21	David Lee vs. Chicago Dec. 22
Assists	13	Done 2 times
Steals	8	Sergio Rodriguez vs. Milwaukee Feb. 22
Turnovers	7	Nate Robinson vs. Charlotte Jan. 7
Blocked Shots	4	Jared Jeffries vs. Phoenix Dec. 1
		Wilson Chandler vs. Detroit Jan. 18
		Danilo Gallinari at Washington* Feb. 26
		Jonathan Bender vs. Charlotte Jan. 7

OPPONENTS INDIVIDUAL HIGHS

Opponents		
Total Points	50	Carmelo Anthony at Denver Nov. 27
Minutes	53	Gerald Wallace at Charlotte** Oct. 30
Field Goals Made	17	Done 2 times
Field Goals Attempted	31	LeBron James at Cleveland Feb. 6
3-Point Field Goals Made	7	Mike Miller at Washington Jan. 30
3-Point Field Goals Attempted	13	Joe Johnson at Atlanta* Jan. 1
Free Throws Made	15	Carmelo Anthony at Denver Nov. 27
Free Throws Attempted	16	Done 2 times
Offensive Rebounds	11	Done 2 times
Defensive Rebounds	17	Joakim Noah vs. Chicago Dec. 22
Total Rebounds	25	Zach Randolph vs. Memphis Feb. 27
Assists	16	Done 2 times
Steals	5	Done 2 times
Turnovers	8	Andray Blatche at Washington* Feb. 26
Blocked Shots	6	Done 2 times

Note: * - represents the number of overtime periods

KNICKS TEAM HIGHS & LOWS

	Highs		Lows
Total Points	132 Done 2 times		67vs. Milwaukee Feb. 22
Field Goals Made	50 Done 2 times		26vs. Milwaukee Feb. 22
Field Goals Attempted	100vs. Philadelphia*Oct. 31		71vs. Charlotte Dec. 20
Field Goal Percentage	.577 at Atlanta Dec. 4		.337vs. Dallas Jan. 24
3-Point Field Goals Made	17vs. MinnesotaJan. 26		0vs. New Jersey Mar. 6
3-Point Field Goals Attempted	47 at Chicago Dec. 17		15 Done 3 times
Free Throws Made	30 at Indiana Nov. 18		6vs. Washington Feb. 3
Free Throws Attempted	41 at Indiana Nov. 18		8 Done 2 times
Free Throw Percentage	1.000 at Cleveland Feb. 6		.600 at Charlotte Dec. 15
Offensive Rebounds	22vs. DallasJan. 24		2 at Cleveland Mar. 1
Defense Rebounds	42vs. IndianaJan. 3		20 Done 2 times
Total Rebounds	55vs. IndianaJan. 3		30 at Portland Mar. 31
Assists	32vs. MinnesotaJan. 26		10vs. Milwaukee Feb. 22
Steals	14vs. MilwaukeeFeb. 22		1 at Chicago Dec. 17
Turnovers	23 at Golden State Apr. 2		8 Done 2 times
Blocked Shots	10 at Charlotte Dec. 15		0 at Philadelphia Mar. 15
1st Quarter Points	40vs. MinnesotaJan. 26		13 at Charlotte** Oct. 30
2nd Quarter Points	37vs. ChicagoFeb. 17		13 Done 3 times
3rd Quarter Points	38 at Golden State Apr. 2		11 Done 2 times
4th Quarter Points	41vs. Philadelphia*Oct. 31		11 at Utah Mar. 29 1st Half
Points	74vs. IndianaJan. 3		31vs. Utah Nov. 9
2nd Half Points	71vs. Philadelphia*Oct. 31		26vs. Milwaukee Feb. 22
Overtime Points	13 Done 2 times		6 Done 2 times

OPPONENTS TEAM HIGHS & LOWS

	Highs		Lows
Total Points	141vs. Philadelphia*Oct. 31		81vs. Chicago Dec. 22
Field Goals Made	54 at Golden State Apr. 2		31vs. Portland Dec. 7
Field Goals Attempted	100 at AtlantaJan. 1		66vs. Portland Dec. 7
Field Goal Percentage	.650 at Toronto Apr. 14		.380 at Charlotte** Oct. 30
3-Pt. Field Goals Made	15 at Orlando Apr. 9		0vs. Detroit Jan. 18
3-Pt. Field Goals Attempted	38vs. Orlando Nov. 29		7 at New Jersey Dec. 30
Free Throws Made	36vs. Philadelphia*Oct. 31		5vs. Milwaukee Feb. 22
Free Throws Attempted	42vs. Philadelphia*Oct. 31		7vs. Washington Feb. 3
Free Throw Percentage	1.000vs. IndianaJan. 3		.500 at Orlando Apr. 9
Offensive Rebounds	24 at Washington Jan. 30		3vs. Toronto Jan. 15
Defense Rebounds	46 at Cleveland Mar. 1		24 Done 2 times
Total Rebounds	61vs. MilwaukeeFeb. 22		31vs. Washington Feb. 3
Assists	34 Done 2 times		10 Done 2 times
Steals	15 at Oklahoma CityJan. 11		1vs. Chicago Dec. 22
Turnovers	25 at L.A. Lakers Nov. 24		6 at Atlanta Dec. 4
Blocked Shots	13 at Washington*Feb. 26		1 Done 3 times
1st Quarter Points	44 Done 2 times		12vs. Chicago Dec. 22
2nd Quarter Points	45vs. Houston Mar. 21		14 at Washington Jan. 30
3rd Quarter Points	41 at Orlando Dec. 2		14 Done 4 times
4th Quarter Points	41vs. MinnesotaJan. 26		13 at Charlotte** Oct. 30
1st Half Points	74 Done 2 times		31vs. Chicago Dec. 22
2nd Half Points	69vs. DallasJan. 24		29 at Philadelphia Mar. 15
Overtime Points	16vs. Oklahoma CityFeb. 20		4 at Washington Feb. 26

Note: * - represents the number of overtime periods

RECORD WHEN...

Equal or rebound opponent	17-14	Grab 50 or more rebounds	3-1
Outrebound and outshoot opponent	10-1	Grab 40 or more rebounds	19-24
Bench outscores opponent bench	18-23	Grab less than 40 rebounds	10-29
Shoot 50-percent or better	12-6	Shoot more free throws than opponent	20-18
Shoot below 50-percent	17-47	Shoot equal or fewer free throws	9-35
Shoot equal or better than opponent	20-7	Commit more turnovers than opponent	10-24
Outshot by opponent	9-46	Commit equal or fewer turnovers	19-29
Opponent shoots 50-percent or better	3-30		
Opponent shoots below 50-percent	26-23		

Knick Score			
-90	90-99	100+	110+
1-11	10-18	18-24	13-8

Knick Shoot			
-40%	40-49%	50-59%	60%+
1-13	16-34	12-6	0-0

Leading After		
1st	2nd	3rd
16-16	17-11	18-11

Trailing After		
1st	2nd	3rd
9-37	12-41	9-41

Tied After		
1st	2nd	3rd
4-0	0-1	2-1

Back-To-Back Games				
1st	2nd	Win 2	Lost 2	9
6-12	4-14	1		

Offense			
+100 points:	42 games (18-24)	Home: 24 games (10-14)	Road: 18 games (xx-xx)
<100 points:	40 games (11-29)	Home: 17 games (8-9)	Road: 23 games (x-xx)

Defense			
+100 points:	56 games (11-45)	Home: 25 games (6-19)	Road: 31 games (5-26)
<100 points:	26 games (18-8)	Home: 16 games (12-4)	Road: 10 games (6-4)

Score by Quarters	1st	2nd	1st Half	3rd	4th	2nd Half	OT	Total
New York Knicks	2,113	2,068	4,181	2,029	2,092	4,121	71	8,373
	25.8	25.2	51.0	24.7	25.5	50.3	8.4	102.1
Opponents:	2,287	2,226	4,513	2,072	2,011	4,083	90	8,686
	27.9	27.1	55.0	25.3	24.5	49.8	10.9	105.9

Games Missed Due To Injury or Illness - 140 total

Earl Barron: 0; Jonathan Bender: 14 (1-sore left leg, 13-fractured left fourth metacarpal); Wilson Chandler: 15 (sore left groin); Eddy Curry: 62 (10-torn right plantaris muscle; 10-sore left knee; 1-stomach ailment; 23-left knee surgery; 8-sore right calf; 10-torn myofascial band in right calf); Toney Douglas: 0; Chris Duhon: 0; Danilo Gallinari: 0; J.R. Giddens: 14 (left knee surgery); Al Harrington: 10 (2-sore left calf, 2-sore left knee, 1-sore left ankle, 5-right shoulder arthroscopic surgery); Jordan Hill: 0; Eddie House: 4 (sore right Achilles); Larry Hughes: 5 (3-strained left groin, 2-sprained left great toe); Jared Jeffries: 1 (sore right knee); Marcus Landry: 0; David Lee: 1 (right patella tendinitis); Tracy McGrady: 4 (sore left knee); Darko Milicic: 1 (stomach ailment); Cuttino Mobley: 0; Nate Robinson: 9 (6-sprained right ankle, 1-strained right hamstring, 2-flu-like symptoms); Sergio Rodriguez: 0; Bill Walker: 0.

INDIVIDUAL MISCELLANEOUS

HOME ATTENDANCE

SEASON IN REVIEW

	Leadership			Points			Reb 10+	Ast 10+	Double-Doubles		Trip-Dub	
	Pts	Reb	Ast	10+	20+	30+			Pt/Ast	Pt/Reb		20/10
Earl Barron	0	4	0	5	0	0	4	0	0	2	0	0
Jonathan Bender	0	0	0	3	0	0	0	0	0	0	0	0
Brian Cardinal	0	0	0	0	0	0	0	0	0	0	0	0
Wilson Chandler	7	7	4	52	15	1	4	0	0	4	2	0
Eddy Curry	0	0	0	1	0	0	0	0	0	0	0	0
Toney Douglas	3	0	6	21	7	0	0	0	0	0	0	0
Chris Duhon	2	0	38	23	2	0	0	4	2	0	0	0
Danilo Gallinari	12	4	2	61	20	2	6	0	0	5	1	0
J.R. Giddens	0	0	0	1	0	0	0	0	0	0	0	0
Al Harrington	21	8	2	60	26	6	6	0	0	6	5	0
Jordan Hill	0	0	0	1	0	0	0	0	0	0	0	0
Eddie House	0	0	2	4	1	0	0	0	0	0	0	0
Larry Hughes	1	1	7	14	4	0	1	1	1	1	1	0
Jared Jeffries	1	4	1	11	0	0	3	0	0	1	0	0
Marcus Landry	0	0	0	0	0	0	0	0	0	0	0	0
David Lee	28	61	21	77	46	5	54	1	1	53	32	1
Tracy McGrady	1	0	9	11	3	0	0	0	0	0	0	0
Darko Milicic	0	0	0	0	0	0	0	0	0	0	0	0
Cuttino Mobley	0	0	0	0	0	0	0	0	0	0	0	0
Nate Robinson	9	0	4	19	7	1	0	0	0	0	0	0
Sergio Rodriguez	0	0	7	8	0	0	0	1	0	0	0	0
Bill Walker	4	0	1	14	5	0	0	0	0	0	0	0

Starting Lineups

Point Guard	Shooting Guard	Small Forward	Power Forward	Center	G	W	L	Pct.
Douglas	McGrady	Gallinari	Chandler	Lee	2	2	0	1.000
Rodriguez	Walker	Gallinari	Chandler	Lee	1	1	0	1.000
Douglas	McGrady	Gallinari	Harrington	Bender	1	1	0	1.000
Duhon	Walker	Gallinari	Harrington	Lee	1	1	0	1.000
Duhon	Walker	Gallinari	Lee	Barron	3	2	1	.667
Duhon	Chandler	Harrington	Jeffries	Lee	8	4	4	.500
Duhon	Douglas	Gallinari	Chandler	Lee	2	1	1	.500
McGrady	Walker	Gallinari	Harrington	Lee	2	1	1	.500
Duhon	Chandler	Gallinari	Lee	Lee	27	11	16	.407
Duhon	Hughes	Gallinari	Chandler	Lee	14	3	11	.214
Rodriguez	McGrady	Gallinari	Chandler	Lee	6	1	5	.167
Douglas	McGrady	Walker	Gallinari	Lee	6	1	5	.167
Duhon	McGrady	Gallinari	Lee	Barron	3	0	3	.000
Robinson	Chandler	Gallinari	Jeffries	Lee	2	0	2	.000
Duhon	McGrady	Gallinari	Chandler	Lee	1	0	1	.000
Rodriguez	McGrady	Gallinari	Harrington	Lee	1	0	1	.000
McGrady	Chandler	Gallinari	Harrington	Lee	1	0	1	.000
Douglas	McGrady	Gallinari	Harrington	Lee	1	0	1	.000
Totals:		Different Lineups: 18			82	29	53	.354

SEASON IN REVIEW

No.	Date	Day	Time	Opponent	Attendance	Season	Average	Sellouts
1	Oct. 31	Saturday	Night	Philadelphia	19,763	19,763	19,763	1
2	Nov. 2	Monday	Night	New Orleans	19,763	39,526	19,763	2
3	Nov. 4	Wednesday	Night	Indiana	19,273	58,799	19,600	
4	Nov. 6	Friday	Night	Cleveland	19,763	78,562	19,641	3
5	Nov. 9	Monday	Night	Utah	19,355	97,917	19,583	
6	Nov. 11	Wednesday	Night	Atlanta	19,699	117,616	19,603	
7	Nov. 13	Friday	Night	Golden State	19,763	137,379	19,626	4
8	Nov. 22	Sunday	Day	Boston	19,763	157,142	19,643	5
9	Nov. 29	Sunday	Night	Orlando	18,861	176,003	19,556	
10	Dec. 1	Tuesday	Night	Phoenix	19,763	195,766	19,577	6
11	Dec. 6	Sunday	Day	New Jersey	19,602	215,368	19,579	
12	Dec. 7	Monday	Night	Portland	19,763	235,131	19,594	7
13	Dec. 18	Friday	Night	L.A. Clippers	19,763	254,894	19,607	8
14	Dec. 20	Sunday	Night	Charlotte	18,767	273,661	19,547	
15	Dec. 22	Tuesday	Night	Chicago	19,763	293,424	19,562	9
16	Dec. 25	Friday	Day	Miami	19,763	313,187	19,574	10
17	Dec. 27	Sunday	Night	San Antonio	19,763	332,950	19,585	11
18	Jan. 3	Sunday	Night	Indiana	19,763	352,713	19,595	12
19	Jan. 7	Thursday	Night	Charlotte	19,763	372,476	19,604	13
20	Jan. 15	Friday	Night	Toronto	19,763	392,239	19,612	14
21	Jan. 18	Monday	Day	Detroit	19,302	411,541	19,597	
22	Jan. 22	Friday	Night	L.A. Lakers	19,763	431,304	19,605	15
23	Jan. 24	Sunday	Day	Dallas	19,418	450,722	19,597	
24	Jan. 26	Tuesday	Night	Minnesota	18,111	468,833	19,535	
25	Jan. 28	Thursday	Night	Toronto	18,828	487,661	19,506	
26	Feb. 3	Wednesday	Night	Washington	19,225	506,886	19,496	
27	Feb. 5	Friday	Night	Milwaukee	19,247	526,133	19,486	
28	Feb. 9	Tuesday	Night	Sacramento	19,531	545,664	19,488	
29	Feb. 17	Wednesday	Night	Chicago	19,763	565,427	19,497	16
30	Feb. 20	Saturday	Night	Oklahoma City	19,763	585,190	19,506	17
31	Feb. 22	Monday	Night	Milwaukee	19,763	604,953	19,515	18
32	Feb. 27	Saturday	Night	Memphis	19,763	624,716	19,522	19
33	Mar. 3	Wednesday	Night	Detroit	19,341	644,057	19,517	
34	Mar. 6	Saturday	Night	New Jersey	19,763	663,820	19,524	20
35	Mar. 8	Monday	Night	Atlanta	19,763	683,583	19,531	21
36	Mar. 19	Friday	Night	Philadelphia	19,763	703,346	19,537	22
37	Mar. 21	Sunday	Day	Houston	17,242	720,588	19,475	
38	Mar. 23	Tuesday	Night	Denver	19,763	740,351	19,483	23
39	Apr. 6	Tuesday	Night	Boston	19,763	760,114	19,490	24
40	Apr. 11	Sunday	Night	Miami	19,763	779,877	19,497	25
41	Apr. 12	Monday	Night	Washington	19,763	799,640	19,503	26

Bold indicates sellout

Attendance Notes

Knicks ranked fifth in the NBA in total and average home attendance (41 dates, 799,640 total, 19,503 average, 26 sellouts) for the 2009-10 regular season...They trailed only Chicago (849,760; 20,726), Cleveland (843,042; 20,562), Portland (840,411; 20,498) and Dallas (819,770; 19,994) in NBA home attendance.

With a total attendance figure of 799,640, Knicks played to 98.6-percent capacity at Madison Square Garden...Knicks' 26 home sellouts - including 11 in their last 13 home dates - marked their highest home sellout total since 2004-05 (32).

Average and total home attendance figures (799,640; 19,503) marked Knicks' highest since 2004-05 (800,144; 19,516)...Knicks averaged better than 19,000-plus in home attendance for the 16th time in the last 18 seasons.

TEAM & INDIVIDUAL SUPERLATIVES

Winning Streak: four games (Dec. 4-11)
Losing Streak: eight games (Feb. 5—23)
Winning Margin: 43 points (Jan. 3 vs. Indiana; 132-89; five points shy of club record)
Losing Margin: 50 points (Jan. 24 vs. Dallas, 78-128; biggest home loss in team history, second-biggest overall)

Triple Doubles
Knicks (1): Lee at Golden State, Apr. 2 (37 pts, 10 ast, 20 reb)
Opponents (0): Last: Roy at Portland, Feb. 1, 2008; 20 pts, 11 ast, 10 reb

Complete Games
Knicks: (2) Jeffries at Washington, Jan. 30 (48:00); Lee vs. Toronto, Jan. 15 (48:00)
Opponents: (1) G. Wallace, Charlotte, Jan. 7 (48:00)

Double-Figure Rebound Duos/Trios:
 Barron-Lee once (Knicks 1-0), Harrington-Lee twice (Knicks 1-1), Chandler-Lee once (Knicks 1-0), Jeffries-Lee twice (Knicks 0-2), Gallinari-Lee three times (Knicks 1-2)

Four-Point Plays (3PT FGM + FTM)
Knicks (2): Hughes at New Orleans, Dec. 11 (11:42 left, second quarter, fouled by D Collison, first of career) Harrington vs. Indiana, Nov. 4 (10:25 left, second quarter, fouled by Ford, second of career)
Opponents (1): Crawford, Atlanta, Mar. 8 (11:23 left, fourth quarter, fouled by Douglas) Delfino, Milwaukee, Feb. 5 (1:37 left, third quarter, fouled by Harrington)

Longest Shots (30+ feet)
Knicks: 50 feet (Harrington at New Orleans, Dec. 11, end of second quarter) 30 feet (Duhon at Charlotte, Dec. 15, 5:53 left, first quarter) 30 feet (Robinson at Lakers, Nov. 24, end of third quarter)
Opponents: 37 feet (Thornton, Washington, Apr. 12, end of first quarter) 32 feet (James at Cleveland, Feb. 6, :00.8 left, first quarter) 32 feet (James at Cleveland, Feb. 6, :36.9 left, first quarter) 30 feet (J. Williams, Orlando, Nov. 29, end of first quarter)

Game-Winning, Game-Ending Buzzer-Beaters
Knicks: None (Last: Francis at Washington, Mar. 10, 2007 (W, 90-89))
Opponents: Garnett, Boston, Nov. 22 (L, 105-107, OT, 19' jumper)

Individual 20+ scoring games off the bench: 37
 Douglas 2, Gallinari 1, Harrington 21, House 1, Hughes 3, Robinson 6, Walker 3

Most Bench Points, Individual
 42 (Harrington vs. Philadelphia, Oct. 31, OT; team record since 1964-65) 41 (Robinson at Atlanta, Jan. 1) 41 (Harrington at Denver, Nov. 27)

Most Double Figure Scorers: six, 15 times (four of final six games): Last: Apr. 14 at Toronto (Walker 28, Gallinari 22, Lee 19, Douglas 14, Barron 11, Duhon 10)

Fewest Starters in Double Figure Scoring: One
 Nov. 25 at Sacramento (Lee 25); first time one 10+ starter since Jan. 10, 2009 at Houston (Lee 14)

Fewest Double-Figure Scorers: Two
 Jan. 24 vs. Dallas (Jeffries 14, Lee 11)

Most Double-Figure Assist Players: One
 Last w/two: Dec. 2, 2002 vs. Cleveland; Sprewell 11, Easley 10

50+ Point Games: None (Last: Crawford vs. Miami, Jan. 26, 2007; 52 pts)

40+ Point Games: Robinson at Atlanta, Jan. 1 (41) Harrington at Denver, Nov. 27 (41) Harrington vs. Philadelphia, Oct. 31 (42)

20+ Rebound Games: Lee at Golden State, Apr. 2 (20) Lee vs. Houston, Mar. 21 (20) Lee vs. Chicago, Dec. 22 (21)

20-20 Games: Lee at Golden State, Apr. 2 (37 pts, 20 reb) Lee vs. Houston, Mar. 21 (27 pts, 20 reb)

Most Consecutive FTM (Minimum 20 FTM): 29 (Gallinari, Apr. 6-12) 25 (Lee, Jan. 30-Feb. 20) 26 (Lee, Mar. 17-26) 24 (Harrington, Nov. 4-18)

Season-Ending Individual Free Throw Streaks
 Barron: miss 1 Giddens: 1
 Bender: 4 (24-26 FTA for season) Harrington: 4
 Chandler: 11 House: 12
 Curry: miss 1 Lee: 4, made 58 of last 63
 Douglas: 6 McGrady: miss 2
 Duhon: 3 Rodriguez: 3
 Gallinari: 1, made 60 of last 66 Walker: 3, made 23 of last 25

Most FTM, Game, No Misses: 9 (Gallinari at Orlando, Apr. 9) 9 (Lee at Boston, Mar. 17)

Most Points, Individual, Quarter: 22 (Robinson vs. Orlando, Nov. 29, fourth quarter)

Most Points, Individual, Half: 30 (Harrington vs. Philadelphia, Oct. 31; 25 in third-fourth qtrs, 5 in OT)

Most FGM, Game, No Misses: 5 (Hill vs. Golden State, Nov. 13)

Most 3PT FGM, Game, No Misses
 4 (Douglas at Dallas, Mar. 13), 4 (Chandler vs. Chicago, Feb. 17)

Most Assists, No Turnovers
 13 (Duhon vs. Minnesota, Jan. 26), 13 (Duhon vs. San Antonio, Dec. 27), 10 (Duhon at Atlanta, Dec. 4)

Most 20+ Scorers: Four, twice
 Mar. 13 at Dallas (Walker 23, Chandler 22, Douglas 21, Harrington 20) Mar. 3 vs. Detroit (Harrington 26, Walker 22, Lee 21, McGrady 21) Three, 13 times (Last: Mar. 21 vs. Houston (Lee 27, Douglas 26, Gallinari 26))

Most 20+ Scorers Off The Bench: Two, twice
 Mar. 13 at Dallas (Walker 23, Harrington 20) Nov. 18 at Indiana (Harrington 26, Hughes 22)

Most 30+ Scorers: Two
 Oct. 31 vs. Philadelphia, OT (Harrington 42, Gallinari 30)

All Five Starters In Double-Figure Scoring: 5 times (2-3)
Apr. 14 at Toronto (Walker 28, Gallinari 22, Lee 19, Barron 11, Duhon 10; L, 113-131)
Mar. 3 vs. Detroit (Harrington 26, Walker 22, Lee 21, McGrady 21, Gallinari 15; W, 128-104)
Jan. 31 at Minnesota (Chandler 27, Lee 16, Gallinari 15, Jeffries 14, Duhon 11; L, 91-112)
Dec. 15 at Charlotte (Duhon 18, Chandler 16, Lee 16, Harrington 11, Jeffries 11; L, 87-94)
Nov. 21 at New Jersey (Gallinari 17, Lee 16, Chandler 13, Hughes 13, Duhon 11; W, 98-91)

Most Double-Figure Rebounders: Two, nine times
 Last: Apr. 6 vs. Boston (Barron 18, Lee 11)

Fewest Players Dressed: Nine, six times (six of final 14 games): Last: Apr. 14 at Toronto (L, 113-131)

All 12 Eligible Players Used: Once
 Nov. 13 vs. Golden State (L, 107-121; first time since Apr. 2, 2008 at Memphis)

TEAM & INDIVIDUAL SUPERLATIVES

Wire-To-Wire Victories (Never Trained): Three
 Jan. 26 vs. Minnesota (W, 132-105)
 Jan. 3 vs. Indiana (W, 132-89)
 Mar. 10 at San Antonio (L, 87-97)

Quickest Disqualification
 22:51 (Jeffries vs. Portland, Dec. 7)

Double-Figure Leads in Loss: 12 times
 17 points (Mar. 21 vs. Houston. Led, 32-15 with :04.6 left in first quarter. Lost, 112-116)
 17 points (Dec. 17 at Chicago. Led, 34-17 with :45.9 left in first quarter. Lost, 89-98)
 16 points (Mar. 6 vs. New Jersey. Led, 30-14 with 1:35 left in first quarter. Lost, 93-113)
 16 points (Jan. 28 vs. Toronto. Led, 32-16 with 2:23 left in first quarter. Lost, 104-106)
 15 points (Feb. 17 vs. Chicago. Led, 64-49 with 1:04 left in second quarter. Lost, 109-115)
 15 points (Feb. 9 vs. Sacramento. Led, 98-83 with 7:36 left in fourth quarter. Lost, 114-118, OT)
 15 points (Jan. 31 at Minnesota. Led, 22-7 with 6:14 left in first quarter. Lost, 91-112)
 14 points (Nov. 11 vs. Atlanta. Led, 51-37 with 2:30 left in second quarter. Lost, 101-114)
 13 points (Jan. 9 at Houston. Led, 55-42 with 2:08 left in second quarter. Lost, 96-105)
 12 points (Dec. 15 at Charlotte. Led, 74-62 with 1:22 left in third quarter. Lost, 87-94)
 11 points (Feb. 20 vs. Oklahoma City. Led, 38-27 with 9:57 left in second quarter. Lost, 118-121, OT)
 10 points (Apr. 2 at Golden State. Led, 14-4 with 9:05 left in first quarter. Lost, 117-128)

Wearing "Nueva York" uniforms (ene-be-a Noche Latina 2010): 2-2
 Mar. 26 at Phoenix (L, 96-132)
 Mar. 13 at Dallas (W, 128-94)
 Mar. 6 vs. New Jersey (L, 93-1)
 Mar. 3 vs. Detroit (W, 126-104)

Wearing Home White Uniforms On The Road: 1-4
 Mar 31 at Portland (L, 90-118; Blazers wore red 1976-77 road "Hardwood Classics" uniforms)
 Mar 26 at Phoenix (L, 96-132; wore white "Nueva York" uniforms; Suns wore orange "Los Suns" uniforms)
 Mar 17 at Boston (L, 97-109; Celtics wore alternate green-and-gold uniforms on St. Patrick's Day)
 Mar 13 at Dallas (W, 128-94; wore white "Nueva York" uniforms; Mavericks wore blue "Los Mavs" uniforms)
 Dec. 2 at Orlando (L, 104-118; Magic wore black 1989-90 road "Hardwood Classics" uniforms)

Wearing Home White Uniforms On The Road: 0-1
 Dec. 25 vs. Miami (L, 87-93; Heat wore red uniforms)

Most Consecutive Points: 18
 at New Orleans, Dec 11 (over final 4:43 of fourth quarter)

Most Consecutive Points, Opponents: 17, twice
 at Lakers, Nov. 24 (over 6:19 span, third quarter) Philadelphia, Oct. 31 (over final 3:30 of OT)

Games Listed as Inactive (196): Bender 2, Chandler 9, Curry 58, Giddens 4, Harrington 2, Hughes 3, Jeffries 1, Landry 11, Milicic 30, Mobley 76

Eastern Conference Player Of The Week/Month:
 David Lee (Eastern Conference Player of the Week, period ending Feb. 11) Al Harrington (Eastern Conference Player of the Week, period ending Dec. 14)

Wire-To-Wire Losses (Never Led): Nine
 *Apr. 9 at Orlando (L, 103-118)
 *Apr. 7 at Indiana (L, 105-113)
 Mar. 31 at Portland (L, 90-118)
 Mar. 17 at Boston (L, 97-109)
 Mar. 10 at San Antonio (L, 87-97)
 Feb. 6 at Cleveland (L, 106-113)
 Jan. 15 vs. Toronto (L, 104-112)
 Nov. 25 at Sacramento (L, 97-111)
 Nov. 9 vs. Utah (L, 93-95)

Games decided in final 10 seconds of regulation or overtime: 3 (1-2)
 Feb. 26 at Washington, OT (W, 118-116; Lee layup, 1.6 seconds left in OT)
 Nov. 22 vs. Boston, OT (L, 105-107; Garnett 19' jumper at OT buzzer)
 Oct. 30 at Charlotte, 2OT (L, 100-102; Augustin 2 FTM, 2.5 seconds left in 2OT)

Biggest Lead (30+ points): Four
 48 points (Jan. 3 vs. Indiana. Led, 129-81 with 3:16 left in fourth quarter. Won, 132-89)
 37 points (Mar. 13 at Dallas. Led, 128-91 with :30.9 left in fourth quarter. Won, 128-94)
 36 points (Jan. 26 vs. Minnesota. Led, 126-90 with 2:48 left in fourth quarter. Won, 132-105)
 31 points (Dec. 1 vs. Phoenix. Led, 112-81 with 6:48 left in fourth quarter. Won, 126-99)

Biggest Deficit (30+ points): Seven
 53 points (Jan. 24 vs. Dallas. Trained, 73-126 with 1:29 left in fourth quarter. Lost, 78-128)
 49 points (Mar. 1 at Cleveland. Trained, 61-110 with 8:43 left in fourth quarter. Lost, 93-124)
 38 points (Mar. 26 at Phoenix. Trained, 92-130 with 2:22 left in fourth quarter. Lost, 96-132)
 36 points (Mar. 31 at Portland. Trained, 75-111 with 5:08 left in fourth quarter. Lost, 90-118)
 36 points (Nov. 7 at Milwaukee. Trained, 37-73 with 8:58 left in third quarter. Lost, 87-102)
 33 points (Feb. 16 at Chicago. Trained, 85-118 at end of game. Lost, 85-118)
 31 points (Oct. 28 at Miami. Trained, 59-90 with 2:01 left in third quarter. Lost, 93-115)

Double-Figure Deficits in Victory: 13 times (Most since 14 times in 1999-2000) (Five of season's last six wins)
 20 points (Dec. 18 vs. Clippers. Trained, 26-46 with 6:07 left in second quarter. Won, 95-91)
 19 points (Nov. 18 at Indiana. Trained, 65-84 with 3:25 left in third quarter. Won, 110-103)
 16 points (Dec. 11 at New Orleans. Trained, 42-58 with 3:21 left in second quarter. Won, 113-96)
 15 points (Jan. 1 at Atlanta. Trained, 67-82 with 11:14 left in fourth quarter. Won, 112-108, OT)
 13 points (Dec. 6 vs. New Jersey. Trained, 44-57 with 3:52 left in second quarter. Won, 106-97)
 12 points (Mar. 23 vs. Denver. Trained, 2-14 with 8:17 left in first quarter. Won, 109-104)
 12 points (Mar. 19 vs. Philadelphia. Trained, 29-41 with 6:34 left in second quarter. Won, 92-88)
 12 points (Feb. 26 at Washington. Trained, 39-51 with 4:38 left in second quarter. Won, 118-116, OT)
 11 points (Mar. 15 at Philadelphia. Trained, 44-55 at halftime. Won, 94-84)
 11 points (Dec. 4 at Atlanta. Trained, 2-13 with 9:00 left in first quarter. Won, 114-107)
 10 points (Apr. 12 vs. Washington. Trained, 80-90 with 10:25 left in fourth quarter. Won, 114-103)
 10 points (Apr. 4 at Clippers. Trained, 8-18 with 5:47 left in first quarter. Won, 113-107)
 10 points (Jan. 7 vs. Charlotte. Trained, 61-71 with 2:23 left in third quarter. Won, 97-93)

Ejections (0): Last: Harrington at Utah, Mar. 30, 2009 (two techs, 0:22.3 left, fourth quarter, Eli Roe) Last head coach: Isaiah Thomas at Boston, Feb. 13, 2008 (10:17 left, fourth quarter, Mark Lindsay)

Technical Fouls (Individual) (12): Coach Mike D'Antoni 1, Curry 1, Harrington 3, Jeffries 1, Lee 2, McGrady 1, Robinson 1, Walker 2

Flagrant Fouls (3): Jeffries vs. Toronto, Jan. 15 (FLG1, 7-40 left, first quarter; downgraded to a personal foul); Lee at Atlanta, Jan. 1 (FLG1, 10:10 left, fourth quarter); Bender vs. Clippers, Dec. 18 (FLG1, 1:07 left, first quarter); Curry vs. Boston, Nov. 22 (FLG2, 5:21 left, fourth quarter)

CHRONOLOGY OF TEAM CHANGES

Sep. 30, 2009 through Sep. 25, 2010

Training Camp Roster (19): 41-Warren Carter; 21-Wilson Chandler; 5-Joe Crawford; 34-Eddy Curry; 23-Toney Douglas; 1-Chris Duhon; 8-Danilo Gallinari; 7-AI Harrington; 43-Jordan Hill; 17-Ron Howard; 0-Larry Hughes; 6-Chris Hunter; 20-Jared Jeffries; 11-Marcus Landry; 42-David Lee; 31-Darko Milicic; 13-Gabe Pruitt; 2-Nate Robinson; 9-Sun Yue

Oct. 7	Warren Carter, F Ron Howard, G Gabe Pruitt, G Sun Yue, G	Waived Waived Waived Waived
Oct. 22	Joe Crawford, G Chris Hunter, C/F	Waived Waived
Oct. 23	Wilson Chandler, F Danilo Gallinari, F	Exercised fourth-year option Exercised third-year option

Opening Night Roster (14): 21-Wilson Chandler; 34-Eddy Curry; 23-Toney Douglas; 1-Chris Duhon; 8-Danilo Gallinari; 7-AI Harrington; 43-Jordan Hill; 0-Larry Hughes; 20-Jared Jeffries; 11-Marcus Landry; 42-David Lee; 31-Darko Milicic; 32-Cuttino Mobley; 2-Nate Robinson

Nov. 1	AI Harrington, F	Fined by NBA for publicly criticizing game officials on Oct. 30
Dec. 13	Jonathan Bender, F	Signed to a contract
Dec. 28	Nate Robinson, G	Fined by NBA for public statements detrimental to the NBA
Feb. 17	Brian Cardinal, F	Acquired from Minnesota in exchange for Darko Milicic, F, and cash considerations
Feb. 18	Tracy McGrady, G/F Sergio Rodriguez, G	Acquired as part of three-team trade. Larry Hughes, G, was traded to Sacramento and Jordan Hill, F, Jared Jeffries, F, and a protected 2012 first round pick to Houston. Houston has the option to exchange first round draft selections in 2011. Sacramento acquired Carl Landry, F, and Joey Dorsey, F, from Houston and Houston acquired Kevin Martin, G, and Hilton Armstrong, F/C, from Sacramento
	Eddie House, G J.R. Giddens, G Bill Walker, G/F	Acquired from Boston in exchange for Nate Robinson, G, and Marcus Landry, F
		Future conditional second-round draft selection
Feb. 19	Brian Cardinal, F	Waived
Apr. 2	Earl Barron, C	Signed to 10-day contract
Apr. 5	Cuttino Mobley, G	Waived
Apr. 12	Earl Barron, C	Signed for remainder of season

Season-Ending Roster (14): 30-Earl Barron, 9-Jonathan Bender; 21-Wilson Chandler; 34-Eddy Curry; 23-Toney Douglas; 1-Chris Duhon; 8-Danilo Gallinari; 4-J.R. Giddens; 7-AI Harrington; 50-Eddie House; 42-David Lee; 3-Tracy McGrady; 13-Sergio Rodriguez; 5-Bill Walker

CHRONOLOGY OF TEAM CHANGES

Jun. 24	Andy Rautins, G Landry Fields, F/G	Drafted in second round (38th overall) in 2010 NBA Draft Drafted in second round (39th overall) in 2010 NBA Draft
Jul. 1	Earl Barron, C Jonathon Bender, F Chris Duhon, G J.R. Giddens, G AI Harrington, F Eddie House, G David Lee, F Tracy McGrady, G Sergio Rodriguez, G	Became free agents
Jul. 8	Amar'e Stoudemire, F Jerome Jordan, C	Announced team has come to terms Draft rights acquired from Milwaukee for cash considerations
Jul. 9	Kelenna Azubuike, G/F Anthony Randolph, F Ronny Turiaf, F/C	Acquired from Golden State for David Lee, F, via sign-and-trade 2012 second round draft pick
	Amar'e Stoudemire, F	Acquired from the Phoenix Suns, via sign-and-trade, in exchange for a protected future second-round draft selection
Jul. 12	Raymond Felton, G	Signed as a free agent
Jul. 13	Timofey Mozgov, C	Signed as a free agent
Aug. 12	Andy Rautins, G	Signed to contract
Aug. 26	Landry Fields, F/G	Signed to contract
Aug. 27	Patrick Ewing, Jr., F	Signed to contract
Sep. 23	Shawne Hill, F	Signed as a free agent

Training Camp Roster (16): 7-Kelenna Azubuike; 21-Wilson Chandler; 34-Eddy Curry; 23-Toney Douglas; 20-Patrick Ewing, Jr.; 2-Raymond Felton; 6-Landry Fields; 8-Danilo Gallinari; 18-Roger Mason, Jr.; 25-Timofey Mozgov; 4-Anthony Randolph; 11-Andy Rautins; 1-Amar'e Stoudemire; 14-Ronny Turiaf; 5-Bill Walker; 3-Shawne Williams



MSG Photos

MEDIA SINGLE GAME
2009-2010

New York Knicks
Wizards vs. Knicks
2/26/2010

NO AUTOGRAPHS ALLOWED
NON-TRANSFERABLE



MEDIA

6

Knicks



MATCH-UP
2009-2010

Knicks

2009-10 Philadelphia 76ers Credential
SINGLE GAME OFFICIAL

GAME #6
New York
11/21/2009

NBA

CHARACTER
COMMITMENT
CONNECTION

Game 15 vs.
29/09 - 7:30 p.m.

Indiana Pacers 2009-10
Pacers



2009-10 DALLAS MAVERICKS

Knicks
Hawks vs. Knicks
12-4-09

GAME 33 DATE 3.13.10

NAME _____
Knicks
OUTLET _____

STAFF

20

NEW ORLEANS HORNETS



NEW YORK KNICKS
Hawks vs. Knicks
1-1-10

Sam Forencich, NBAE/Getty Images

Pass allows bearer access to ALL Media Areas
Dining Room, Locker Rooms, assigned Press Seat,
Box). No access to Suite or Platinum levels unless other
authorized. Non-transferable. No still photography in
rooms. No autographs.

**New York Knicks
4/4 VS. NEW YORK**

2009-10 Philadelphia 76ers Credential
SINGLE GAME OFFICIAL

SM11
12/11
NYK Knicks

2009-10
NO AUTOGRAPHS / NO PHOTOGRAPHS

THIS PASS IS TO
IN A VISIBLE LOC
ALL TIMES AND IS
TO CONDITIONS
ON THE BA

MEDIA

PHILIPS ARENA, PRESS ROOM, PRESS ROW
AND LOCKER ROOM ACCESS



INDIVIDUAL GAME
• EVENT LEVEL

MSG Photos

NATIONAL BASKETBALL ASSOCIATION

National Basketball Association - NBA Entertainment - Women's National Basketball Association - NBA Developmental League

2009-10 FINAL NBA STANDINGS

New York
Olympic Tower
645 Fifth Avenue
New York, NY 10022
Tel: 212-407-8000 • Fax: 212-832-3861

New Jersey
450 Harmon Meadow Boulevard
Secaucus, NJ 07094
Tel: 201-865-1500 • Fax: 201-865-2626
100 Plaza Drive
Secaucus, NJ 07094
Tel: 201-865-1500 • Fax: 201-974-5973

NBA Store
666 Fifth Avenue
New York, NY 10103
Tel: (212) 515-6221 • Fax: (212) 515-6249

NBA City
6068 Universal Boulevard
Orlando, FL 32819
Tel: (407) 363-5919 • Fax: (407) 370-3178
600 First Avenue North
Minneapolis, MN 55403-1416
Tel: (612) 767-2960

International Offices

Europe
Headquarters - NBA EMEA
125 Kesington High Street
London W8 5SF UK
Tel: 011-44-20-7795-8921 • Fax: 011-44-20-7795-8901

France
18 Rue Pasquier
75008, Paris, France
Tel: 011-33-1-7841-4400 • Fax: 011-33-1-7841-4327

Italy
Via Dogana 3
20123, Milano, Italy
Tel: 011-39-02-8648-9361 • Fax: 011-39-02-809-250

Spain
pq, Empresarial 'La Finca'
Edif. 15A, 28223
Pozuelo de Alarcón
Madrid, Spain
Tel: 011-34-91297-9700 • Fax: 011-34-91799-5999

Turkey
Astoria Is Merkezi
Buyukdere Cad. No: 127 A Kule K-9
Esentepe 34394, Istanbul, Turkey
Tel: 011-90-212-340-7600
Fax: 011-90-212-340-7600

Africa
Nelson Mandela Square
2nd Floor, West Tower
Maude Street, Sandown
Johannesburg, South Africa
Tel: 011-27-11-881-5980 • Fax: 011-27-11-881-5611

Latin America
American Airlines Arena
601 Biscayne Boulevard
Miami, FL 33132
Tel: 305-269-4100 • Fax: 305-269-4139

Mexico
Jose Maria Castorena 324 • Suite #206-207
Col. Cuajimalpa, Mexico, D.F. C.P. 05000
Tel: 011-5255-813-6699/7000 • Fax: 011-5255-812-7464

Canada
40 Bay Street • Suite 400
Toronto, Ontario
Canada M5J 2X2
Tel: 416-364-2030 • Fax: 416-364-0205

Asia/Pacific
China-Beijing
19th Floor, Office Tower 2
China Central Place
No 79 Jianguo Road
Chaoyang District
Beijing 100025, China
Tel: 011-86-10-5200-8200 • Fax: 011-86-10-5200-8202

China-Shanghai
Unit 2703-08, 27/F, • Tower 2, Plaza 66
1366 Nanjing West Road
Shanghai 200040, China
Tel: 011-86-21-6137-2200 • Fax: 011-86-21-6288-9920

Hong Kong
1207 Man Yee Building
68 Des Voeux Road Central
Central Hong Kong
Tel: 011-852-2843-9600 • Fax: 011-852-2536-4808

Japan
Aioi Insurance Shinjuku Bldg., • 14th Floor
3-25-03 Yoyogi, Shibuya-ku
Tokyo, Japan 151-0053
Tel: 011-81-3-5351-2411 • Fax: 011-81-3-5351-2470

Taiwan
Suite 1303, No. 88, Section 2, Chung Hsiao
East Road
Taipei, Taiwan ROC
Tel: 011-886-2-2358-1900 • Fax: 011-886-2-2358-1098

Korea
41F Gangnam Finance Center
737 Yeoksam-dong, Gangnam-gu
Seoul Korea 135-984
Tel: 011-822-2008-4617 • Fax: 011-822-2008-4618

NBA Developmental League • 477 Madison Avenue, Third Floor • New York, NY 10022 • Tel: (212) 407-8700

President
Dan Reed
Austin Toros
12885 North Highway 183, Suite 207,
Austin, TX 78750. Arena: Cedar Park Center,
Tel: (512) 236-8333, Fax: (512) 236-8444;
Media Relations Contact: Perri Travillion
(ptravillion@austintoros.com).
NBA Affiliation: San Antonio

Bakersfield Jam
1400 Norris Road, Bakersfield, CA 93308,
Tel: (661) 615-6550, Fax: (661) 615-6555.
Arena: Bakersfield Jam Events Center;
Media Relations Contact: Christina Blanton
(christina@bakersfieldjam.com).
NBA Affiliations: L.A. Clippers, L.A. Lakers

Dakota Wizards
315 South Fifth Street, Bismarck, ND 58504,
Tel: (701) 258-2255, Fax: (701) 255-7967.
Arena: Bismarck Civic Center;
Media Relations Contact: Scott Woodmansee
(swoody@dakotawizards.com).
NBA Affiliations: Memphis, Washington

Erie BayHawks
110 East Eighth Street, Erie, PA 16501,
Tel: (814) 790-5600, Fax: (814) 790-5608.
Arena: Tullio Arena; Media Relations Contact:
Matt Breesee, (matt.breesee@nbaerie.com).
NBA Affiliations: Cleveland, Toronto

Fort Wayne Mad Ants
1910 St. Joe Center Road, Suite 61,
Fort Wayne, IN 46825, Tel: (260) 469-4667,
Fax: (260) 469-4674.
Arena: Allen County War Memorial Coliseum;
Media Relations Contact: Heidi Busch (heidi@
fortwaynehoops.com).
NBA Affiliations: Detroit, Indiana, Milwaukee

Idaho Stampede
233 South Capitol Boulevard, Suite 100,
Boise, ID 83702, Tel: (208) 388-4667, Fax:
(208) 388-3845, Arena: Quest Arena;
Media Relations Contact: Jinny Giery
(jinny@idahostampede.com).
NBA Affiliations: Portland, Denver

Iowa Energy
833 Fifth Avenue, Des Moines, Iowa 50309,
Tel: (515) 462-2849, Fax: (515) 564-8551.
Arena: Wells Fargo Arena;
Media Relations Contact: Chris Makris (cmak-
ris@iowanba.com).
NBA Affiliations: Chicago, Phoenix

Maine Red Claws
413 Congress Street, Portland, ME 04101,
Tel: (207) 210-8655, Fax: (207) 210-6659.
Arena: Portland Exposition Building;
Media Relations Contact: Jana Spaulding
(jspaulding@maineredclaws.com).
NBA Affiliations: Boston, Charlotte

New Mexico Thunderbirds
3001 Civic Center Circle,
Rio Rancho, NM 87144,
Tel: (505) 265-3865, Fax: (505) 891-7350.
Arena: Santa Ana Star Center;
Media Relations Contact: Benjamin Gordon
Goldstein (bgoldstein@nmtbirds.com).
NBA Affiliations: New Orleans, Orlando

Reno Bighorns
250 Evans Avenue, Reno, NV 89501,
Tel: (775) 334-2622, Fax: (775) 284-4701.
Arena: Reno Events Center;
Media Relations Contact: TJ Lasita
(tjlasita@nbareno.com).
Arena: Dodge Arena;
NBA Affiliations: Cleveland, Sacramento

Rio Grande Valley Vipers
4500 North 10th Street, Suite 315,
McAllen, TX 78504,
Tel: (888) 748-8223, Fax: (956) 972-1150.
Arena: Dodge Arena;
Media Relations Contact: Jonah Goldberg
(jgoldberg@rgvipers.com).
NBA Affiliation: Houston

Sioux Falls Skyforce
2131 South Minnesota Ave,
Sioux Falls, SD 57105,
Tel: (605) 332-0605, Fax: (605) 332-2305.
Arena: Sioux Falls Arena;
Media Relations Contact: Brett Hansen
(brett@skyforceonline.com).
NBA Affiliations: Miami, Minnesota

Springfield Armor
1 Monarch Place, Suite 220,
Springfield, MA 01144,
Tel: (413) 746-3263, Fax: (413) 746-3262.
Arena: MassMutual Center;
Media Relations Contact: Nicole Hoffman
(nhoffman@armorhoops.com).
NBA Affiliations: New Jersey, New York,
Philadelphia

Texas Legends
2901 Avenue of the Stars, Suite 300,
Frisco, TX 75725,
Tel: (214) 469-0822, Fax: (214) 469-0823.
Arena: Dr. Pepper Arena;
Media Relations Contact: Malcolm Farmer
(mfarmer@texlegends.com).
NBA Affiliation: Dallas

Tulsa 66ers
2727 East 21st Street, Suite 500,
Tulsa, OK 74114,
Tel: (918) 585-8444, Fax: (918) 398-6930.
Arena: Tulsa Convention Center;
Media Relations Contact: Mitch Heckart
(mheckart@tulsa66ers.com).
NBA Affiliation: Oklahoma City

Utah Flash
5017 North Edgewood Drive, Provo, UT 84604,
Tel: (801) 434-4667, Fax: (801) 705-1823.
Arena: McKay Events Center;
Media Relations Contact: Drew Sellers
(drew@utahflash.com).
NBA Affiliations: Atlanta, Utah

Atlantic Division

Team	W	L	Pct	GB	Home	Road
Boston	50	32	.610	-	24-17	26-15
Toronto	40	42	.488	10	25-16	15-26
New York	29	53	.354	21	18-23	11-30
Philadelphia	27	55	.329	23	12-29	15-26
New Jersey	12	70	.146	38	8-33	4-37

Central Division

Team	W	L	Pct	GB	Home	Road
Cleveland	61	21	.744	-	35-6	26-15
Milwaukee	46	36	.561	15	28-13	18-23
Chicago	41	41	.500	20	24-17	17-24
Indiana	32	50	.390	29	23-18	9-32
Detroit	27	55	.329	34	17-24	10-31

Southeast Division

Team	W	L	Pct	GB	Home	Road
Orlando	59	23	.720	-	34-7	25-16
Suite 1303, No. 88, Section 2, Chung Hsiao East Road Taipei, Taiwan ROC	53	29	.646	6	34-7	19-22
Miami	47	35	.573	12	24-17	23-18
Charlotte	44	38	.537	15	31-10	13-28
Washington	26	56	.313	33	15-26	11-30

Southwest Division

Team	W	L	Pct	GB	Home	Road
Dallas	55	27	.671	-	28-13	27-14
San Antonio	50	32	.610	5	29-12	21-20
Houston	42	40	.512	13	23-18	19-22
Memphis	40	42	.488	15	23-18	17-24
New Orleans	37	45	.451	18	24-17	13-28

Northwest Division

Team	W	L	Pct	GB	Home	Road
Denver	53	29	.646	-	34-7	19-22
Utah	53	29	.646	-	32-9	21-20
Portland	50	32	.610	3	26-15	24-17
Oklahoma City	50	32	.610	3	27-14	23-18
Minnesota	15	67	.183	38	10-31	5-36

Pacific Division

Team	W	L	Pct	GB	Home	Road
L.A. Lakers	57	25	.695	-	34-7	23-18
Phoenix	54	28	.659	3	32-9	22-19
L.A. Clippers	29	53	.354	28	21-20	8-33
Golden State	26	56	.317	31	18-23	8-33
Sacramento	25	57	.305	32	18-23	7-34

KEY DATES

- Sep. 24, 2010..... Players participating in NBA Europe Live presented by EA Sports, NBA Mexico Game 2010 presented by HP and NBA China Games 2010 may report to their teams
- Sep. 27, 2010..... Training Camps open for all other teams
- Oct. 3, 2010..... NBA Europe Live presented by EA Sports (Milan)
New York Knicks vs. Armani Jeans Milano at Mediolanum Forum
- Oct. 4, 2010..... NBA Europe Live presented by EA Sports (London)
Los Angeles Lakers vs. Minnesota Timberwolves at The O2
- Oct. 6, 2010..... NBA Europe Live presented by EA Sports (Paris)
New York Knicks vs. Minnesota Timberwolves at Palais Omnisports Paris Bercy
- Oct. 7, 2010..... NBA Europe Live presented by EA Sports (Barcelona)
Los Angeles Lakers vs. Regal FC Barcelona (Palau Sant Jordi)
- Oct. 12, 2010..... NBA Mexico Game 2010 presented by HP (Mexico City)
San Antonio Spurs vs. Los Angeles Clippers at Palacios de los Deportes
- Oct. 13, 2010..... NBA China Games 2010 (Beijing)
Houston Rockets vs. New Jersey Nets at Wukesong Arena
- Oct. 16, 2010..... NBA China Games 2010 (Guangzhou)
Houston Rockets vs. New Jersey Nets at Guangzhou International Sport and Entertainment Center
- Oct. 22, 2010..... NBA Preseason ends
- Oct. 25, 2010..... Rosters set for NBA Opening Day (6 p.m. ET)
- Oct. 26, 2010..... Start of the 2010-11 NBA Season
- Oct. 26 - Nov. 2, 2010..... NBA Tip-Off 2010 presented by Kia Motors
- Jan. 5, 2011..... 10-day contracts may now be signed
- Jan. 10, 2011..... All contracts are guaranteed for the remainder of the season
- Feb. 18-20, 2011..... 2011 NBA All-Star Game (Los Angeles, CA)
- Feb. 24, 2011..... Trade deadline, 3 p.m. ET
- Apr. 6 - 9, 2011..... Portsmouth Invitational Tournament (Portsmouth, VA)
- Apr. 13, 2011..... Regular Season ends
- Apr. 14, 2011..... Rosters set for 2011 NBA Playoffs, 3 p.m. ET
- Apr. 16, 2011..... 2011 NBA Playoffs begin
- Apr. 24, 2011..... NBA Early Entry Eligibility Deadline (11:59 p.m. ET)
- Jun. 13, 2011..... NBA Draft Early Entry Entrant Withdrawal Deadline (5:00 p.m. ET)
- Jun. 16, 2011..... The Finals latest possible date
- Jun. 23, 2011..... 2011 NBA Draft

2010 NBA PLAYOFFS

2009-10 AWARD WINNERS

NBA

NBA

Eastern Conference Quarterfinals

Cleveland vs. Chicago (Cleveland wins 4-1)

Saturday, Apr. 17.....CHI 83 at CLE 96
Monday, Apr. 19.....CHI 102 at CLE 112
Thursday, Apr. 22.....CLE 106 at CHI 108
Sunday, Apr. 25.....CLE 121 at CHI 98
Tuesday, Apr. 27.....CHI 94 at CLE 96

Orlando vs. Charlotte (Orlando wins 4-0)

Sunday, Apr. 18.....Cha. 89 at ORL 98
Wednesday, Apr. 21.....Cha. 77 at ORL 92
Saturday, Apr. 24.....ORL 90 at Cha. 86
Monday, Apr. 26.....ORL 99 at Cha. 90

Atlanta vs. Milwaukee (Atlanta wins 4-3)

Saturday, Apr. 17.....MIL 92 at ATL 102
Tuesday, Apr. 20.....MIL 86 at ATL 96
Saturday, Apr. 24.....ATL 89 at MIL 107
Monday, Apr. 26.....ATL 104 at MIL 111
Wednesday, Apr. 28.....MIL 91 at ATL 87
Friday, Apr. 30.....ATL 83 at MIL 69
Sunday, May 2.....MIL 74 at ATL 95

Boston vs. Miami (Boston wins 4-1)

Saturday, Apr. 17.....MIA 76 at BOS 85
Tuesday, Apr. 20.....MIA 77 at BOS 106
Friday, Apr. 23.....BOS 100 at MIA 98
Sunday, Apr. 25.....BOS 92 at MIA 101
Tuesday, Apr. 27.....MIA 86 at BOS 96

Eastern Conference Semifinals

Cleveland vs. Boston (Boston wins 4-2)

Saturday, May 1.....BOS 93 at CLE 101
Monday, May 3.....BOS 104 at CLE 86
Friday, May 7.....CLE 124 at BOS 95
Sunday, May 9.....CLE 87 at BOS 97
Tuesday, May 11.....BOS 120 at CLE 88
Thursday, May 13.....CLE 85 at BOS 94

Orlando vs. Atlanta (Orlando wins 4-0)

Tuesday, May 4.....ATL 71 at ORL 114
Thursday, May 6.....ATL 98 at ORL 112
Saturday, May 8.....ORL 105 at ATL 75
Monday, May 10.....ORL 98 at ATL 84

Eastern Conference Finals

Orlando vs. Boston (Boston wins 4-2)

Sunday, May 16.....BOS 92 at ORL 88
Monday, May 18.....BOS 95 at ORL 92
Saturday, May 22.....ORL 71 at BOS 94
Monday, May 24.....ORL 96 at BOS 92 (OT)
Wednesday, May 26.....BOS 92 at ORL 113
Friday, May 28.....ORL 84 at BOS 96

NBA Finals

L.A. Lakers vs. Boston (L.A. Lakers win 4-3)

Thursday, Jun. 3.....BOS 89 at LAL 102
Sunday, Jun. 6.....BOS 103 at LAL 94
Tuesday, Jun. 8.....LAL 91 at BOS 84
Thursday, Jun. 10.....LAL 89 at BOS 96
Sunday, Jun. 13.....LAL 86 at BOS 92
Tuesday, Jun. 15.....BOS 67 at LAL 89
Thursday, Jun. 17.....BOS 79 at LAL 83

Western Conference Quarterfinals

L.A. Lakers vs. Oklahoma City (L.A. Lakers win 4-2)

Sunday, Apr. 18.....OCT 79 at LAL 87
Tuesday, Apr. 20.....OCT 92 at LAL 95
Thursday, Apr. 22.....LAL 96 at OCT 101
Saturday, Apr. 24.....LAL 89 at OCT 110
Tuesday, Apr. 27.....OCT 87 at LAL 111
Friday, Apr. 30.....LAL 95 at OCT 94

Dallas vs. San Antonio (San Antonio wins 4-0)

Sunday, Apr. 18.....SAS 94 at DAL 100
Wednesday, Apr. 21.....SAS 102 at DAL 88
Friday, Apr. 23.....DAL 90 at SAS 94
Sunday, Apr. 25.....DAL 89 at SAS 92
Tuesday, Apr. 27.....SAS 81 at DAL 103
Thursday, Apr. 29.....DAL 87 at SAS 97

Phoenix vs. Portland (Phoenix wins 4-2)

Sunday, Apr. 18.....POR 105 at PHO 100
Tuesday, Apr. 20.....POR 90 at PHO 119
Thursday, Apr. 22.....PHO 108 at POR 89
Saturday, Apr. 24.....PHO 87 at POR 96
Monday, Apr. 26.....POR 88 at PHO 107
Thursday, Apr. 29.....PHO 99 at POR 90

Denver vs. Utah (Utah wins 4-2)

Saturday, Apr. 17.....UTA 113 at DEN 126
Monday, Apr. 19.....UTA 114 at DEN 111
Friday, Apr. 23.....DEN 93 at UTA 105
Sunday, Apr. 25.....DEN 106 at UTA 117
Wednesday, Apr. 28.....UTA 102 at DEN 116
Friday, Apr. 30.....DEN 104 at UTA 112

Western Conference Semifinals

L.A. Lakers vs. Utah (L.A. Lakers win 4-0)

Sunday, May 2.....UTA 99 at LAL 104
Tuesday, May 4.....UTA 103 at LAL 111
Saturday, May 8.....LAL 111 at UTA 110
Monday, May 10.....LAL 111 at UTA 96

Phoenix vs. San Antonio (Phoenix wins 4-0)

Monday, May 3.....SAS 102 at PHO 111
Wednesday, May 5.....SAS 102 at PHO 110
Friday, May 7.....PHO 110 at SAS 96
Sunday, May 9.....PHO 107 at SAS 101

Western Conference Finals

L.A. Lakers vs. Phoenix (L.A. Lakers win 4-2)

Monday, May 17.....PHO 107 at LAL 128
Wednesday, May 19.....PHO 112 at LAL 124
Sunday, May 23.....LAL 109 at PHO 118
Tuesday, May 25.....LAL 106 at PHO 115
Thursday, May 27.....PHO 101 at LAL 103
Saturday, May 29.....LAL 111 at PHO 103

NBA Most Valuable Player..... LeBron James, Cleveland Cavaliers
NBA Coach of the Year..... Scott Brooks, Oklahoma City Thunder
NBA T-Mobile Rookie of the Year..... Tyreke Evans, Sacramento Kings
NBA Most Improved Player..... Aaron Brooks, Houston Rockets
NBA Executive of the Year..... John Hammond, Milwaukee Bucks
NBA J. Walter Kennedy Citizenship Award..... Samuel Dalembert, Philadelphia 76ers
NBA Sportsmanship Award..... Grant Hill, Phoenix Suns
NBA Defensive Player of the Year..... Dwight Howard, Orlando Magic
NBA Sixth Man Award..... Jamal Crawford, Atlanta Hawks
Bill Russell NBA Finals MVP..... Kobe Bryant, Los Angeles Lakers
NBA All-Star MVP..... Dwyane Wade, Miami Heat

All-NBA Teams

First Team

F LeBron James, Cleveland Cavaliers
F Kevin Durant, Oklahoma City Thunder
C Dwight Howard, Orlando Magic
G Kobe Bryant, Los Angeles Lakers
G Dwyane Wade, Miami Heat

Second Team

Carmelo Anthony, Denver Nuggets
Dirk Nowitzki, Dallas Mavericks
Amar'e Stoudemire, Phoenix Suns
Steve Nash, Phoenix Suns
Deron Williams, Utah Jazz

Third Team

Tim Duncan, San Antonio Spurs
Pau Gasol, Los Angeles Lakers
Andrew Bogut, Milwaukee Bucks
Joe Johnson, Atlanta Hawks
Brandon Roy, Portland Trail Blazers

T-Mobile All-Rookie Teams

First Team

Tyreke Evans, Sacramento Kings
Brandon Jennings, Milwaukee Bucks
Stephen Curry, Golden State Warriors
Darren Collison, New Orleans Hornets
Taj Gibson, Chicago Bulls

Second Team

Marcus Thornton, New Orleans Hornets
DeJuan Blair, San Antonio Spurs
James Harden, Oklahoma City Thunder
Jonny Flynn, Minnesota Timberwolves
Jonas Jerebko, Detroit Pistons

NBA All-Defensive Team

First Team

Dwight Howard, Orlando Magic
Rajon Rondo, Boston Celtics
LeBron James, Cleveland Cavaliers
Kobe Bryant, Los Angeles Lakers
Gerald Wallace, Charlotte Bobcats

Second Team

Tim Duncan, San Antonio Spurs
Dwyane Wade, Miami Heat
Josh Smith, Atlanta Hawks
Anderson Varejao, Cleveland Cavaliers
Thabo Sefolosha, Oklahoma City Thunder

Coaches of the Month

November.....Stan Van Gundy, Orlando Magic (East)
Alvin Gentry, Phoenix Suns (West)
December.....Mike Brown, Cleveland Cavaliers (East)
Lionel Hollins, Memphis Grizzlies (West)
January.....Larry Brown, Charlotte Bobcats (East)
George Karl, Denver Nuggets (West)
February.....Scott Skiles, Milwaukee Bucks (East)
Scott Brooks, Oklahoma Thunder (West)
March.....Erik Spoelstra, Miami Heat (East)
Alvin Gentry, Phoenix Suns (West)
April.....Stan Van Gundy, Orlando Magic (East)
Rick Carlisle, Dallas Mavericks (West)

Players of the Month

November.....LeBron James, Cleveland Cavaliers (East)
Carmelo Anthony, Denver Nuggets (West)
December.....LeBron James, Cleveland Cavaliers (East)
Kobe Bryant, Los Angeles Lakers (West)
January.....LeBron James, Cleveland Cavaliers (East)
Chris Paul, New Orleans Hornets (West)
February.....LeBron James, Cleveland Cavaliers (East)
Carlos Boozer, Utah Jazz (West)
March.....Dwyane Wade, Miami Heat, (East)
Amar'e Stoudemire, Phoenix Suns (West)
April.....Derrick Rose, Chicago Bulls (East)
Kevin Durant, Oklahoma City Thunder (West)

2009-10 NBA INDIVIDUAL LEADERS

2010 NBA DRAFT RESULTS

Scoring

	G	FG	FT	Pts	Avg
1. Durant, OCT	82	794	756	2472	30.1
2. James, CLE	76	768	593	2258	29.7
3. Anthony, DEN	69	688	508	1943	28.2
4. Bryant, LAL	73	716	439	1970	27.0
5. Wade, MIA	77	719	534	2045	26.6
6. Ellis, GSW	64	631	292	1631	25.5
7. Nowitzki, DAL	81	720	536	2027	25.0
8. Granger, IND	62	488	363	1497	24.1
9. Bosh, TOR	70	600	470	1678	24.0
10. Stoudemire, PHO	82	704	487	1896	23.1

Field Goal Percentage

	FG	FGA	Pct.
1. Howard, ORL	510	834	612
2. Perkins, BOS	314	522	602
3. Nene, DEN	421	717	587
4. Gasol, MEM	378	651	581
5. Bynum, LAL	392	688	570
6. Boozer, UTA	617	1098	562
7. Stoudemire, PHO	704	1264	557
8. Horford, ATL	467	847	551
9. Lee, NYK	686	1258	545
10. Millsap, UTA	385	716	538

Three-Point Field Goal Percentage

	3FG	3GA	Pct
1. Korver, UTA	59	110	536
2. Miller, WAS	82	171	480
3. Gibson, CLE	71	149	477
4. Dudley, PHO	120	262	458
5. Morrow, GSW	140	307	456
6. Frye, PHO	172	392	439
7. Curry, GSW	166	380	437
8. Afflalo, DEN	108	249	434
9. M. Williams, CLE	159	371	429
10. Nash, PHO	124	291	426

Free Throw Percentage

	FT	FTA	Pct
1. Nash, PHO	211	225	938
2. Nowitzki, DAL	536	586	915
3. R. Allen, BOS	231	253	913
4. Billups, DEN	466	512	910
5. Ridnour, MIL	127	140	907
6. Durant, OCT	756	840	900
7. M. Williams, CLE	177	198	894
8. Foye, WAS	129	145	890
9. Curry, GSW	177	200	885
10. Martin, SAC/HOU	298	340	876

Rebounds

	G	Off	Def	Tot	Avg
1. Howard, ORL	82	284	798	1082	13.2
2. Camby, LAC/POR	74	249	622	871	11.8
3. Randolph, MEM	81	330	620	950	11.7
4. Lee, NYK	81	228	721	949	11.7
5. Boozer, UTA	78	181	693	874	11.2
6. Bosh, TOR	70	205	554	759	10.8
7. Murphy, IND	72	129	608	737	10.2
8. Duncan, SAS	78	221	567	788	10.1
9. Wallace, CHB	76	150	612	762	10.0
10. Horford, ATL	81	236	563	799	9.9

Assists

	G	Ast	Avg
1. Nash, PHO	81	892	11.0
2. Paul, NOH	45	480	10.7
3. Williams, UTA	76	798	10.5
4. Rondo, BOS	81	794	9.8
5. Kidd, DAL	80	724	9.1
6. James, CLE	76	651	8.6
7. B. Davis, LAC	75	598	8.0
8. Westbrook, OCT	82	652	8.0
9. Harris, NJN	64	423	6.6
10. Wade, MIA	77	501	6.5

Steals

	G	Stl	Avg
1. Rondo, BOS	81	189	2.33
2. Ellis, GSW	64	143	2.23
3. Curry, GSW	80	152	1.90
4. Wade, MIA	77	142	1.84
5. Kidd, DAL	80	145	1.81
6. Ariza, HOU	72	126	1.75
7. Iguodala, PHI	82	141	1.72
8. B. Davis, LAC	75	126	1.68
9. James, CLE	76	125	1.64
10. Jackson, GSW/CHB	81	132	1.63

Blocks

	G	Blk	Avg
1. Howard, ORL	82	228	2.78
2. Bogut, MIL	69	175	2.54
3. Jos. Smith, ATL	81	173	2.14
4. Haywood, WAS/DAL	77	158	2.05
5. Camby, LAC/POR	74	146	1.97
6. Andersen, DEN	76	143	1.88
7. Dalembert, PHI	82	151	1.84
8. Gasol, LAL	65	113	1.74
9. Lopez, NJN	82	139	1.70
10. Perkins, BOS	78	132	1.69

First Round

- John Wall (Kentucky), Washington
- Evan Turner (Ohio State), Philadelphia
- Derrick Favors (Georgia Tech), New Jersey
- Wesley Johnson (Syracuse), Minnesota
- DeMarcus Cousins (Kentucky), Sacramento
- Ekpe Udoh (Baylor), Golden State
- Greg Monroe (Georgetown), Detroit
- Al-Farouq Aminu (Wake Forest), L.A. Clippers
- Gordon Hayward (Butler), Utah
- Paul George (Fresno State), Indiana
- Cole Aldrich (Kansas), New Orleans (traded to OCT)
- Xavier Henry (Kansas), Memphis
- Ed Davis (North Carolina), Toronto
- Patrick Patterson (Kentucky), Houston
- Larry Sanders (Virginia Commonwealth), Milwaukee
- Luke Babbitt (Nevada), Minnesota (traded to POR)
- Kevin Seraphin (Cholet Basket (France)), Chicago
- Eric Bledsoe (Kentucky), Oklahoma City (traded to LAC)
- Avery Bradley (Texas), Boston
- James Anderson (Oklahoma State), San Antonio
- Craig Brackins (Iowa State), Oklahoma City
- Elliot Williams (Memphis), Portland
- Trevor Booker (Clemson), Minnesota (traded to WAS)
- Damion James (Texas), Atlanta (traded to NJN)
- Dominique Jones (USF), Memphis (traded to DAL)
- Quincy Pondexter (Washington), Oklahoma City
- Jordan Crawford (Xavier), New Jersey (traded to ATL)
- Greivis Vasquez (Maryland), Memphis
- Daniel Orton (Kentucky), Orlando
- Lazar Hayward (Marquette), Washington (traded to MIN)

Second Round

- Tibor Pleiss (Brose Baskets (Germany)), NJ(traded to OCT)
- Dexter Pittman (Texas), Miami
- Hassan Whiteside (Marshall), Sacramento
- Armon Johnson (Nevada), Portland
- Nemanja Bjelica (KK Crvena (Serbia)), WAS (traded to MIN)
- Terrico White (Ole Miss), Detroit
- Darington Hobson (New Mexico), Milwaukee
- Andy Rautins (Syracuse), New York
- Landry Fields (Stanford), New York
- Lance Stephenson (Cincinnati), Indiana
- Jarvis Varnado (Mississippi State), Miami
- Da'Sean Butler (West Virginia), Miami
- Deron Ebanks (West Virginia), L.A. Lakers
- Kevin Jordan (Tulsa), Milwaukee (traded to NYK)
- Paulo Prestes (CB Murcia (Spain)), Minnesota
- Gani Lawal (Georgia Tech), Phoenix
- Tiny Gallon (Oklahoma), Milwaukee
- Latavious Williams (Tulsa 66ers (D-League)), MIA (traded to OCT)
- Ryan Richards (Gran Canaria (Spain)), San Antonio
- Solomon Alabi (Florida State), Dallas (traded to TOR)
- Magnum Rolle (Louisiana Tech), OCT (traded to IND)
- Luke Harangody (Notre Dame), Boston
- Pape Sy (STB Le Havre (France)), Atlanta
- Willie Warren (Oklahoma), L.A. Clippers
- Jeremy Evans (Western Kentucky), Utah
- Hamady N'diaye (Rutgers), Minnesota (traded to WAS)
- Ryan Reid (Florida State), Indiana (traded to OCT)
- Derrick Caracter (Texas at El Paso), L.A. Lakers
- Stanley Robinson (Connecticut), Orlando
- Dwayne Collins (Miami), Phoenix



MSG Photos

ATLANTA HAWKS

Centennial Tower - 101 Marietta Street - Suite 1900 - Atlanta, GA 30303 - (404) 878-3800



Executive Vice President/General Manager.....Rick Sund
 Head Coach.....Larry Drew
 Assistant Coaches.....Lester Conner, Bob Bender, Kenny Gattison,
 Tyrone Hill, Pete Radulovic
 Head Athletic Trainer.....Wally Blase
 Vice President of Public Relations.....Arthur Triche
 Director of Media Relations.....Jon Steinberg
 Senior Manager of Media Relations.....Rosee Roose
 Home Court.....Philips Arena (18,729)
 Radio.....Steve Holman (99X 97.9 FM)
 Television.....Bob Rathbun, Dominique Wilkins, James Verrett
 (FS South/SportSouth)

Overall Record.....161-181
 Home Record.....91-62
 MSG IV Record.....60-36
 Road Record.....57-100
 Philips Arena Record.....8-12
 Neutral Record.....13-19

Knicks High Points.....43, Patrick Ewing, Dec. 7, 1991***
 43, Patrick Ewing, Dec. 13, 1986
 Hawks High Points.....52, Dominique Wilkins, Dec. 7, 1991**

Knicks Team High Points.....142, Dec. 12, 1967**
 Hawks Team High Points.....155, Jan. 24, 1960

Overall Streak.....Won 3
 Last Win.....Mar. 8, 2010
 Last Loss.....Nov. 11, 2009

Home Streak.....Won 1
 Last Win.....Mar. 8, 2010
 Last Loss.....Nov. 11, 2009

Road Streak.....Won 2
 Last Win.....Jan. 1, 2010
 Last Loss.....Dec. 5, 2008

2009-10 Results

Nov. 11.....at MSG.....L.....101-114
 Dec. 4.....at ATL.....W.....114-107
 Jan. 1.....at ATL.....W.....112-108*
 Mar. 8.....at MSG.....W.....99-98

2010-11 Schedule

Nov. 27.....at MSG.....1:00 p.m.
 Jan. 28.....at ATL.....7:30 p.m.
 Feb. 16.....at MSG.....7:30 p.m.
 Mar. 6.....at ATL.....6:00 p.m.

NBA

2009-10 Hawks vs. Knicks

Player	G	GS	Min	FG	FGA	Pct.	3P	3PA	Pct.	FT	FTA	Pct.	Off	Def	Reb	Ast	PF	Dq	Stl	TO	Blk	Pts	Avg
Johnson	4	4	174	40	90	.444	6	25	.240	12	16	.750	6	21	27	23	9	0	3	7	0	98	24.5
Horford	4	4	166	31	55	.564	0	0	---	20	26	.769	25	29	54	11	10	0	7	8	5	82	20.5
Jos. Smith	4	4	146	33	59	.559	0	0	---	13	22	.591	10	27	37	14	8	0	5	10	7	79	19.8
Crawford	4	0	118	16	48	.333	3	20	.150	8	9	.889	3	5	8	7	0	4	3	0	43	10.8	
Williams	4	4	126	17	39	.436	3	11	.273	6	7	.857	5	14	19	5	10	0	2	2	0	43	10.8
Bibby	4	4	126	13	30	.433	6	16	.375	5	5	1.000	0	10	10	14	0	4	6	0	37	9.3	
Evans	4	0	70	11	22	.500	2	7	.286	3	3	1.000	4	4	8	1	3	0	2	0	1	27	6.8
Pachulia	4	0	39	6	10	.600	0	0	---	4	6	.667	3	6	9	3	5	0	0	3	3	16	4.0
Teague	4	0	13	1	4	.250	0	0	---	1	0	0.000	0	2	2	1	3	0	0	0	0	2	0.5
Morris	1	0	2	0	0	---	0	0	---	0	0	---	0	0	0	0	0	0	0	0	0	0	0.0
Joe Smith	2	0	6	0	1	.000	0	0	---	0	0	---	1	0	1	0	1	0	0	2	0	0	0.0
Hawks	4	4	985	168	358	.469	20	88	.250	71	94	.755	57	118	175	85	70	0	27	41	16	427	106.8
Knicks	4	4	985	169	328	.515	37	88	.420	51	68	.750	30	131	161	88	86	0	20	61	7	426	106.5

2009-10 Knicks vs. Hawks

Player	G	GS	Min	FG	FGA	Pct.	3P	3PA	Pct.	FT	FTA	Pct.	Off	Def	Reb	Ast	PF	Dq	Stl	TO	Blk	Pts	Avg
Robinson	1	0	38	18	24	.750	3	5	.600	2	5	.400	3	3	6	8	0	0	1	4	0	41	41.0
Harrington	4	1	143	31	64	.484	8	21	.381	7	11	.636	8	17	25	7	12	0	5	6	0	77	19.3
Gallinari	3	3	118	16	28	.571	9	14	.643	11	13	.846	1	17	18	5	10	0	2	3	0	52	17.3
Chandler	4	4	167	25	52	.481	4	11	.364	7	8	.875	3	30	33	8	9	0	1	5	3	61	15.3
Hughes	2	0	70	10	19	.526	2	5	.400	8	9	.889	1	3	4	15	9	0	1	2	0	30	15.0
Lee	4	4	136	24	47	.511	0	0	---	9	11	.818	10	34	44	9	16	0	5	13	0	57	14.3
Douglas	3	1	71	17	32	.531	3	8	.375	3	3	1.000	1	5	6	4	8	0	1	5	0	40	13.3
Duhon	3	3	88	12	26	.462	6	15	.400	1	2	.500	0	9	9	18	3	0	3	5	0	31	10.3
Rodriguez (Tot)	1	1	23	4	10	.400	0	1	.000	1	2	.500	1	2	3	4	3	0	0	6	0	9	9.0
Rodriguez (NYK)	1	1	23	4	10	.400	0	1	.000	1	2	.500	1	2	3	4	3	0	0	6	0	9	9.0
Walker (Tot)	1	1	25	3	5	.600	2	3	.667	0	0	---	0	4	4	2	2	0	0	1	0	8	8.0
Walker (NYK)	1	1	25	3	5	.600	2	3	.667	0	0	---	0	4	4	2	2	0	0	1	0	8	8.0
Jeffries	3	2	74	4	7	.571	0	2	.000	2	3	.667	1	2	3	4	9	0	1	3	4	10	3.3
House (Tot)	5	0	61	6	23	.261	1	7	.143	2	3	.667	0	3	3	8	5	0	2	2	1	15	3.0
House (NYK)	1	0	19	3	7	.429	0	0	---	0	0	---	0	1	1	4	2	0	0	2	0	6	6.0
Hill	1	0	2	1	1	1.000	0	0	---	0	0	---	0	0	0	0	0	0	0	0	0	2	2.0
Landry	3	0	12	1	6	.167	0	3	.000	0	1	.000	1	4	5	0	3	0	0	2	0	2	0.7
Giddens (Tot)	2	0	1	0	0	---	0	0	---	0	0	---	0	0	0	0	0	0	0	0	0	0	0.0
Knicks	4	4	985	169	328	.515	37	88	.420	51	68	.750	30	131	161	88	86	0	20	61	7	426	106.5
Hawks	4	4	985	168	358	.469	20	88	.250	71	94	.755	57	118	175	85	70	0	27	41	16	427	106.8

Knicks Head Athletic Trainer Roger Hinds (fourth from left) served as Hawks assistant A.T. & strength and conditioning coach from 1992 - 1996



BOSTON CELTICS

226 Causeway Street - Fourth Floor - Boston, MA 02114 - (617) 854-8000

President of Basketball Operations.....Danny Ainge
 Head Coach.....Glenn "Doc" Rivers
 Assistant Coaches.....Lawrence Frank, Kevin Eastman, Armond Hill,
 Clifford Ray, Mike Longabardi

Head Athletic Trainer.....Ed Lacerte
 Vice President, Media Relations/Alumni Relations.....R. Jeffrey Twiss
 Director of Public Relations.....Heather Walker
 Media Relations Coordinator.....Brian Olive
 Home Court.....TD Garden (18,624)
 Radio.....Sean Grande, Cedric Maxwell (WEEI 850 AM)
 Television.....Mike Gorman, Tom Heinsohn, Greg Dickerson (Comcast SportsNet)

Overall Record.....170-269
 Home Record.....99-111
 MSG IV Record.....56-53
 Road Record.....58-146
 TD Garden Record.....10-19
 Neutral Record.....13-12

Knicks High Points.....51, Patrick Ewing, Mar. 24, 1990
 51, Richie Guerin, Feb. 14, 1962
 Celtics High Points.....47, Larry Bird, Apr. 12, 1987

Knicks Team High Points.....142, Feb. 7, 1960
 Celtics Team High Points.....149, Oct. 20, 1962

Overall Streak.....Won 1
 Last Win.....Apr. 6, 2010
 Last Loss.....Mar. 17, 2010

Home Streak.....Won 1
 Last Win.....Apr. 6, 2010
 Last Loss.....Nov. 22, 2009

Road Streak.....Lost 7
 Last Win.....Nov. 24, 2006
 Last Loss.....Mar. 17, 2010

2009-10 Results

Nov. 22.....at MSG.....L.....105-107*
 Feb. 23.....at BOS.....L.....106-110
 Mar. 17.....at BOS.....L.....97-109
 Apr. 6.....at MSG.....W.....104-101

2010-11 Schedule

Oct. 29.....at BOS.....7:30 p.m.
 Dec. 15.....at MSG.....7:00 p.m.
 Mar. 21.....at MSG.....7:30 p.m.
 Apr. 13.....at BOS.....8:00 p.m.

NBA

2009-10 Celtics vs. Knicks

Player	G	GS	Min	FG	FGA	Pct.	3P	3PA	Pct.	FT	FTA	Pct.	Off	Def	Reb	Ast	PF	Dq	Stl	TO	Blk	Pts	Avg
Pierce	3	3	97	24	44	.545	9	16	.563	18	21	.857	2	19	21	9	10	0	2	10	2	75	25.0
R. Allen	4	4	136	21	42	.500	7	22	.318	14	15	.933	0	8	8	9	10	0	4	9	5	63	15.8
Garrett	4	4	117	26	49	.531	0	0	---	10	12	.833	4	19	23	15	11	0	1	8	2	62	15.5
Perkins	4	4	116	21	28	.750	0	0	---	9	12	.750	13	25	38	6	12	0	5	9	9	51	12.8
Daniels	3	1	64	13	21	.619	1	2	.500	3	3	1.000	3	4	7	2	6	0	1	2	0	30	10.0
House	1	0	18	3	7	.429	2	6	.333	2	3	.667	0	2	2	0	1	0	1	0	0	10	10.0
Rondo	4	4	143	16	35	.457	1	7	.143	7	13	.538	2	14	16	44	3	0	7	12	1	40	10.0
Davis	3	0	51	7	16	.438	0	0	---	7	9	.778	6	4	10	2	11	0	0	3	0	21	7.0
Robinson (Tot)	3	0	50	7	17	.412	3	8	.375	0	1	.000	0	5	5	8	5	0	4	4	0	17	5.7
Robinson (BOS)	3	0	50	7	17	.412	3	8	.375	0	1	.000	0	5	5	8	5	0	4	4	0	17	5.7
Wallace	4	0	77	9	26	.346	2	9	.222	1	3	.333	1	13	14	4	8	0	6	1	0	21	5.3
Finley (Tot)	2	0	40	4	14	.286	2	7	.286	0	0	---	0	3	3	7	1	0	0				

CHARLOTTE BOBCATS

333 East Trade Street · Charlotte, NC 28202 · (704) 688-8600



General Manager.....Rod Higgins
 Head Coach.....Larry Brown
 Assistant Coaches.....Herb Brown, Jeff Capel, Phil Ford, Dave Hanners, LaSalle Thompson
 Head Athletic Trainer.....Steve Stricker
 Director of Basketball Communications.....B.J. Evans
 Basketball Communications Manager.....Josh Rosen
 Home Court.....Time Warner Cable Arena (19.077)
 Radio.....Scott Lauer (WFNZ 610 AM)
 Television.....Steve Martin, Dell Curry, Stephanie Ready (FSN South/SportSouth)

Overall Record.....11-11
 Home Record.....8-3
 MSG IV Record.....8-3
 Road Record.....3-8
 Time Warner Cable Arena Record.....2-7
 Neutral Record.....0-0

Knicks High Points.....41, Jamal Crawford, Dec. 4, 2004
 Bobcats High Points.....42, Gerald Wallace, Jan. 31, 2007

Knicks Team High Points.....113, Feb. 27, 2008
 Bobcats Team High Points.....126, Jan. 12, 2007

Overall Streak.....Won 2
 Last Win.....Jan. 7, 2010
 Last Loss.....Dec. 15, 2009

Home Streak.....Won 2
 Last Win.....Jan. 7, 2010
 Last Loss.....Mar. 7, 2009

Road Streak.....Lost 3
 Last Win.....Dec. 30, 2008
 Last Loss.....Dec. 15, 2009

2009-10 Results

Oct. 30	at CHB	L	100-102
Dec. 15	at CHB	L	87-94
Dec. 20	at MSG	W	98-94
Jan. 7	at MSG	W	97-93

2010-11 Schedule

Nov. 23	at MSG	7:30 p.m.
Nov. 24	at CHB	7:00 p.m.
Mar. 26	at CHB	7:00 p.m.

NBA



CHICAGO BULLS

1901 West Madison Street · Chicago, IL 60612 · (312) 455-4000

Executive Vice President, Basketball Operations.....John Paxson
 Head Coach.....Tom Thibodeau
 Assistant Coaches.....Ron Adams, Andy Greer, Rick Brunson, Adrian Griffin, Ed Pinckney
 Senior Director, Public & Media Relations.....Tim Hallam
 Senior Manager, Public & Media Relations.....Sebrina Brewster
 Manager, Public & Media Relations.....Matt Yob
 Assistant, Public & Media Relations.....Shaun Hickobottom
 Head Athletic Trainer.....Fred Tedeschi
 Home Court.....United Center (20.917)
 Radio.....Chuck Swirsky, Bill Wennington, Steve Kaskul (WMVP 1000 AM)
 Television.....Neil Funk, Stacey King (WGN, WCUI, Comcast SportsNet Chicago)

Overall Record.....93-104
 Home Record.....55-38
 MSG IV Record.....52-38
 Road Record.....33-64
 United Center Record.....6-24
 Neutral Record.....5-2

Knicks High Points.....43, Toby Knight, Dec. 15, 1978
 Bulls High Points.....55, Michael Jordan, Mar. 28, 1995

Knicks Team High Points.....143, Mar. 24, 1979**
 Bulls Team High Points.....148, Mar. 24, 1979**

Overall Streak.....Lost 2
 Last Win.....Dec. 22, 2009
 Last Loss.....Feb. 17, 2010

Home Streak.....Lost 1
 Last Win.....Dec. 22, 2009
 Last Loss.....Feb. 17, 2010

Road Streak.....Lost 4
 Last Win.....Jan. 8, 2008
 Last Loss.....Feb. 16, 2010

NBA

2009-10 Results

Dec. 17	at CHI	L	89-98
Dec. 22	at MSG	W	88-81
Feb. 16	at CHI	L	85-118
Feb. 17	at MSG	L	109-115

2010-11 Schedule

Nov. 4	at CHI	8:00 p.m.
Dec. 25	at MSG	noon
Apr. 12	at MSG	8:00 p.m.

2009-10 Bobcats vs. Knicks

Player	G	GS	Min	FG	FGA	Pct.	3P	3PA	Pct.	FT	FIA	Pct.	Off	Def	Reb	Ast	PF	Dq	Stl	TO	Blk	Pts	Avg
Jackson (Tot)	4	4	165	34	86	.395	6	28	.214	9	12	.750	6	14	20	11	7	0	11	11	1	83	20.8
Jackson (CHB)	3	3	117	24	63	.381	4	18	.222	8	10	.800	5	7	12	8	4	0	6	7	1	60	20.0
Felton	4	4	168	29	67	.433	5	14	.357	14	15	.933	5	14	21	31	9	0	12	12	0	77	19.3
Wallace	3	3	139	18	46	.391	1	5	.200	15	19	.789	8	24	32	6	7	0	7	7	2	52	17.3
Murray	3	0	71	13	37	.351	5	14	.357	8	8	1.000	2	2	4	4	3	0	2	3	1	39	13.0
Diaw	4	4	139	15	35	.429	3	9	.333	6	6	1.000	10	19	29	17	11	1	3	11	2	39	9.8
Chandler	3	3	85	10	17	.588	0	0	---	7	9	.778	10	24	34	1	10	1	0	8	1	27	9.0
Augustin	4	0	83	8	20	.400	4	10	.400	4	6	.667	0	2	2	7	7	0	0	2	0	24	6.0
Mohammed	4	1	47	10	15	.667	0	0	---	1	3	.333	4	9	13	0	2	0	1	5	1	21	5.3
Graham	4	2	55	9	17	.529	1	3	.333	1	2	.500	0	8	8	2	7	0	2	1	0	20	5.0
Radmanovic	1	0	37	2	9	.222	0	4	.000	1	2	.500	1	7	8	2	2	0	1	0	1	5	5.0
Brown	4	0	43	6	9	.667	0	0	---	0	0	---	3	5	8	1	6	0	0	2	1	12	3.0
Henderson	3	0	26	2	6	.333	0	0	---	3	4	.750	1	1	2	0	4	0	1	3	1	7	2.3
Law (Tot)	1	0	0	0	1	.000	0	0	---	0	0	---	0	0	0	0	0	0	0	0	0	0	0.0
Law (CHB)	1	0	0	0	1	.000	0	0	---	0	0	---	0	0	0	0	0	0	0	0	0	0	0.0
Bobcats	4	4	1010	146	342	.427	23	77	.299	68	84	.810	49	127	176	79	72	2	35	63	11	383	95.8
Knicks	4	4	1010	143	317	.451	39	110	.355	57	76	.750	30	132	162	84	78	2	27	72	28	382	95.5

2009-10 Knicks vs. Bobcats

Player	G	GS	Min	FG	FGA	Pct.	3P	3PA	Pct.	FT	FIA	Pct.	Off	Def	Reb	Ast	PF	Dq	Stl	TO	Blk	Pts	Avg
Chandler	4	4	169	30	67	.448	4	13	.308	14	15	.933	6	19	25	12	13	0	3	7	5	78	19.5
Lee	4	4	168	31	59	.525	0	0	---	8	9	.889	9	39	48	18	11	0	2	10	3	70	17.5
Gallinari	4	2	117	20	46	.435	10	29	.345	9	14	.643	1	13	14	5	12	0	4	7	6	59	14.8
Duhon	4	4	166	18	37	.486	9	20	.450	9	13	.692	2	14	16	26	4	0	3	16	0	54	13.5
Robinson	2	0	55	10	22	.455	4	13	.308	3	4	.750	3	5	8	4	8	1	0	10	0	27	13.5
Harrington	3	2	112	15	43	.349	3	19	.158	5	9	.556	3	12	15	5	7	0	3	7	2	38	12.7
Bender	2	0	33	5	8	.625	4	5	.800	2	2	1.000	0	5	5	0	1	0	0	6	4	16	8.0
Hughes	1	0	20	3	10	.300	1	3	.333	1	2	.500	0	2	2	2	1	0	0	2	6	8	8.0
Jeffries	4	4	137	11	18	.611	4	5	.800	2	4	.500	5	18	23	8	17	1	8	1	7	28	7.0
Curry	1	0	6	0	0	---	0	0	---	2	2	1.000	0	1	1	0	1	0	0	0	1	2	2.0
Douglas	2	0	17	0	4	.000	0	2	.000	0	2	1.000	0	2	2	4	2	0	2	1	0	2	1.0
Landry	1	0	5	0	1	.000	0	1	.000	0	0	---	0	1	1	0	0	0	0	0	0	0	0.0
Milicic	1	0	4	0	2	.000	0	0	---	0	0	---	1	1	2	0	1	0	0	0	0	0	0.0
Knicks	4	4	1010	143	317	.451	39	110	.355	57	76	.750	30	132	162	84	78	2	27	72	28	382	95.5
Bobcats	4	4	1010	146	342	.427	23	77	.299	68	84	.810	49	127	176	79	72	2	35	63	11	383	95.8

2009-10 Bulls vs. Knicks

Player	G	GS	Min	FG	FGA	Pct.	3P	3PA	Pct.	FT	FIA	Pct.	Off	Def	Reb	Ast	PF	Dq	Stl	TO	Blk	Pts	Avg
Rose	4	4	137	43	76	.566	1	1	1.000	13	15	.867	2	15	17	22	2	0	3	8	0	100	25.0
Deng	4	4	152	34	66	.515	1	2	.500	19	22	.864	9	23	32	12	8	0	2	7	4	88	22.0
Murray (Tot)	3	0	71	13	37	.351	5	14	.357	8	8	1.000	2	2	4	4	3	0	2	3	1	39	13.0
Salmons	3	2	83	13	29	.448	3	10	.300	9	9	1.000	0	13	13	10	4	0	2	3	9	38	12.7
Noah	2	2	77	7	19	.368	0	0	---	11	13	.846	5	25	30	2	6	0	0	5	1	25	12.5
Gibson	4	2	121	19	34	.559	0	0	---	2	6	.333	14	26	40	4	9	0	3	6	8	40	10.0
Hinrich	4	2	144	16	39	.410	4	12	.333	2	3	.667	1	18	19	15	13	0	4	1	4	38	9.5
Thomas	2	0	52	8	13	.615	0	0	---	3	5	.600	1	13	14	2	4	0	5	3	4	19	9.5
Warrick (Tot)	2	1	39	8	12	.667	0	0	---	1	2	.500	5	8	13	2	3	0	2	5	0	17	8.5
Miller	4	4	97	11	28	.393	2	7	.286	7	8	.875	4	12	16	2	7	0	1	4	1	31	7.8
Pargo	3	0	41	7	20	.350	3	7	.429	0	0	---	0	4	4	7	2	0	2	1	0	17	5.7
Brown (Tot)	3	1	33	4	12	.333	1	6	.167	2	2	1.000	1	5	6	0	0	0	1	0	1	11	3.7
Brown (CHI)	1	0	6	1	3	.333	0	1	.000	0	0	---	1	1	2	0	0	0	0	0	0	2	2.0
Johnson	3	0	31	3	7	.429	0	0	---	3	4	.750	0	4	4	1	3	0	1	2	2	9	3.0
Richard	2	0	19	2	4	.500	0	0	---	1	1	1.000	2	4	6	0	5	0	0	2	0	5	2.5
Law (Tot)	1	0	0	0	1	.000	0	0	---	0	0	---	0	0	0	0	0	0	0	0	0	0	0.0
Law (CHI)	1	0	0	0	1	.000	0	0	---	0	0	---	0	0	0	0	0	0	0	0	0	0	0.0
Bulls	4	4	960	164	338	.485	14	40	.350	70	86	.814	39	158	197	77	63	0	20	53	21	412	102.0
Knicks	4	4	960	135	344	.392	40	131	.305	61	80	.763	41	123	164								

CLEVELAND CAVALIERS

Quicken Loans Arena - One Center Court - Cleveland, OH 44115 - (216) 420-2000



General Manager..... Chris Grant
 Head Coach..... Byron Scott
 Assistant Coaches..... Paul Pressey, Chris Jent, Jamahl Mosley, Joe Prunty
 Head Athletic Trainer..... Max Bentley
 Senior Vice President, Communications..... Tad Carper
 Director, Basketball Communications..... Amanda Petrak
 Basketball Communications Managers..... Garin Narain, Bruce Wimbish
 Basketball Communications Coordinator..... Tora Vinci
 Home Court..... Quicken Loans Arena (20,562)
 Radio..... Joe Tait (WTAM 1100)
 Television..... Fred McLeod, Austin Carr (FSN Ohio)

Overall Record..... 100-76
 Home Record..... 62-26
 MSG IV Record..... 62-26
 Road Record..... 38-50
 Quicken Loans Arena Record..... 10-20
 Neutral Record..... 0-0

Knicks High Points..... 44, Patrick Ewing, Nov. 7, 1993*
 Cavaliers High Points..... 52, LeRon James, Feb. 4, 2009

Knicks Team High Points..... 133, Nov. 24, 1979
 Cavaliers Team High Points..... 136, Feb. 14, 1978**

Overall Streak..... Lost 8
 Last Win..... Dec. 19, 2007
 Last Loss..... Mar. 1, 2010

Home Streak..... Lost 4
 Last Win..... Dec. 19, 2007
 Last Loss..... Nov. 6, 2009

Road Streak..... Lost 6
 Last Win..... Nov. 29, 2006
 Last Loss..... Mar. 1, 2010

2009-10 Results

Nov. 6..... at MSG..... L..... 91-100
 Feb. 6..... at CLE..... L..... 106-113
 Mar. 1..... at CLE..... L..... 93-124

2010-11 Schedule

Dec. 18..... at CLE..... 7:30 p.m.
 Feb. 25..... at CLE..... 7:30 p.m.
 Mar. 4..... at MSG..... 7:30 p.m.
 Apr. 3..... at MSG..... 6:00 p.m.

2009-10 Cavaliers vs. Knicks

Player	G	GS	Min	FG	FGA	Pct.	3P	3PA	Pct.	FT	FTA	Pct.	Off	Def	Reb	Ast	PF	Dq	Stl	TO	Blk	Pts	Avg
James	3	3	111	38	65	.585	9	20	.450	17	21	.810	1	22	23	24	5	0	10	15	2	102	34.0
Jamison (Tot)	3	3	116	22	50	.440	1	7	.143	4	8	.500	12	29	4	7	6	0	5	2	49	16.3	
Jamison (CLE)	1	1	30	8	14	.571	1	5	.200	0	1	1.000	1	11	12	2	2	0	2	2	1	17	17.0
O'Neal	2	2	44	11	18	.611	0	0	---	4	7	.571	0	4	5	1	0	0	3	7	3	26	13.0
Hickson	3	3	52	14	18	.778	0	0	---	5	8	.625	2	12	14	2	2	0	1	5	2	33	11.0
M. Williams	2	2	57	7	17	.412	1	5	.200	4	5	.800	0	7	7	12	2	0	1	5	2	19	9.5
Varejao	3	0	82	13	18	.722	0	0	---	2	4	.500	15	16	31	3	8	0	3	2	2	28	9.3
West	2	0	44	7	16	.438	0	0	---	4	7	.571	1	5	6	7	1	0	1	3	0	18	9.0
Parker	3	3	83	9	13	.692	6	9	.667	2	4	.500	1	8	9	3	4	0	1	3	1	26	8.7
Gibson	2	1	60	6	17	.353	5	11	.455	0	0	---	2	1	3	8	0	0	0	0	0	17	8.5
Powe	1	0	18	3	6	.500	0	0	---	2	4	.500	1	3	4	0	3	0	1	3	0	8	8.0
Ilgaukas	2	0	42	6	13	.462	0	0	---	3	4	.750	4	9	13	2	3	0	1	1	1	15	7.5
J. Williams	2	0	30	4	10	.400	2	6	.333	2	2	1.000	0	4	4	8	5	0	0	0	0	12	6.0
Green	1	0	9	2	4	.500	0	0	---	0	0	---	1	0	1	0	3	0	0	1	0	4	4.0
Moon	3	0	50	5	11	.455	0	2	.000	1	1	1.000	1	5	6	2	3	0	0	2	0	11	3.7
Telfair (Tot)	1	0	13	1	3	.333	0	1	.000	0	0	---	0	1	1	2	0	0	0	1	0	2	2.0
D. Jackson	1	0	9	0	1	.000	0	0	---	1	2	.500	0	1	1	0	2	0	0	1	0	1	1.0
Cavaliers	3	3	720	133	241	.552	24	58	.414	47	70	.671	31	108	139	74	43	0	24	51	13	337	112.3
Knicks	3	3	720	113	247	.457	29	85	.341	35	41	.854	12	83	95	73	52	0	26	42	10	290	96.7

2009-10 Knicks vs. Cavaliers

Player	G	GS	Min	FG	FGA	Pct.	3P	3PA	Pct.	FT	FTA	Pct.	Off	Def	Reb	Ast	PF	Dq	Stl	TO	Blk	Pts	Avg
Robinson	1	1	38	9	18	.500	5	7	.714	3	3	1.000	2	2	4	6	0	0	1	1	1	26	26.0
Walker (Tot)	1	0	35	9	14	.643	2	5	.400	1	2	.500	0	5	5	1	3	0	1	0	1	21	21.0
Walker (NYK)	1	0	35	9	14	.643	2	5	.400	1	2	.500	0	5	5	1	3	0	1	0	1	21	21.0
Hughes	1	1	37	7	13	.538	1	5	.200	3	3	1.000	0	5	5	4	1	0	4	2	0	18	18.0
Lee	3	3	98	23	43	.535	0	1	.000	5	7	.714	3	21	24	7	7	0	7	12	1	51	17.0
Harrington	3	1	85	18	43	.419	7	22	.318	5	6	.833	0	8	8	3	8	0	4	1	0	48	16.0
Gallinari	3	3	99	15	33	.455	9	18	.500	8	10	.800	2	10	12	7	4	0	3	5	2	47	15.7
Chandler	2	2	57	7	19	.368	1	5	.200	2	2	1.000	4	5	9	5	6	0	6	3	17	8.5	
Hill	2	0	23	7	10	.700	0	1	.000	0	0	---	0	0	0	1	0	0	2	0	14	7.0	
Jeffries	2	1	53	3	5	.600	1	2	.500	5	5	1.000	0	7	8	4	8	0	0	2	0	12	6.0
McGrady (Tot)	1	1	24	3	7	.429	0	2	.000	0	0	---	0	2	2	5	3	0	3	0	6	6.0	
McGrady (NYK)	1	1	24	3	7	.429	0	2	.000	0	0	---	0	2	2	5	3	0	3	0	6	6.0	
Rodriguez (Tot)	1	1	29	4	13	.308	1	3	.333	2	3	.667	0	1	1	8	2	0	1	2	0	11	5.5
Rodriguez (NYK)	1	1	22	3	9	.333	1	2	.500	0	0	---	0	0	0	5	2	0	1	1	0	9	9.0
Bender	1	0	16	2	4	.500	0	0	---	0	0	---	0	2	2	0	1	0	1	2	2	4	4.0
Douglas	2	0	36	3	8	.375	1	3	.333	1	2	.500	0	4	4	7	5	0	0	0	0	8	4.0
Duhon	2	1	70	2	12	.167	1	7	.143	0	0	---	0	8	8	16	3	0	4	3	0	5	2.5
House (Tot)	2	0	33	2	11	.182	1	7	.143	0	0	---	0	3	3	5	1	0	0	2	1	5	2.5
House (NYK)	1	0	20	1	8	.125	0	4	.000	0	0	---	0	2	2	3	0	0	0	1	0	2	2.0
Milicic	1	0	5	1	1	1.000	0	0	---	0	0	---	0	2	2	0	0	0	0	0	0	2	2.0
Knicks	3	2	720	113	247	.457	29	85	.341	35	41	.854	12	83	95	73	52	0	26	42	10	290	96.7
Cavaliers	3	3	720	133	241	.552	24	58	.414	47	70	.671	31	108	139	74	43	0	24	51	13	337	112.3

Cavaliers Assistant Coach Chris Jent was a member of the Knicks from 1996 through 1997



DALLAS MAVERICKS

American Airlines Center - 2500 Victory Avenue - Dallas, TX 75219 - (214) 665-4660



President of Basketball Operations/General Manager..... Donn Nelson
 Head Coach..... Rick Carlisle
 Assistant Coaches..... Dwayne Casey, Terry Stotts, Monte Mathis, Darrell Armstrong
 Head Athletic Trainer..... Casey Smith
 Director of Basketball Communications..... Sarah Melton
 Basketball Communications Manager..... Scott Tomlin
 Basketball Communications Coordinator..... Alan Rakowski
 Home Court..... American Airlines Center (19,200)
 Radio..... Chuck Cooperstein, Brad Davis (ESPN 103.3 FM); Victor Villalba (KFLC 1270 AM Spanish)
 Television..... Mark Followill, Bob Ortelog, Jeff Wade (TXA-21, Fox Sports Southwest)

Overall Record..... 29-29
 Home Record..... 17-12
 MSG IV Record..... 17-12
 Road Record..... 12-17
 American Airlines Center Record..... 1-8
 Neutral Record..... 0-0

Knicks High Points..... 50, Bernard King, Feb. 1, 1984
 Mavericks High Points..... 41, Rolando Blackman, Jan. 13, 1987

Knicks Team High Points..... 128, Mar. 13, 2010
 Mavericks Team High Points..... 128, Jan. 24, 2010

Overall Streak..... Won 1
 Last Win..... Mar. 13, 2010
 Last Loss..... Jan. 24, 2010

Home Streak..... Lost 4
 Last Win..... Jan. 11, 2006
 Last Loss..... Jan. 24, 2010

Road Streak..... Won 1
 Last Win..... Mar. 13, 2010
 Last Loss..... Jan. 8, 2009

2009-10 Results

Jan. 24..... at MSG..... L..... 78-128
 Mar. 13..... at DAL..... W..... 128-94

2010-11 Schedule

Feb. 2..... at MSG..... 7:30 p.m.
 Mar. 10..... at DAL..... 8:30 p.m.

2009-10 Mavericks vs. Knicks

Player	G	GS	Min	FG	FGA	Pct.	3P	3PA	Pct.	FT	FTA	Pct.	Off	Def	Reb	Ast	PF	Dq	Stl	TO	Blk	Pts	Avg
Nowitzki	2	2	68	11	25	.440	1	3	.333	17	17	1.000	1	16	17	6	6	0	2	2	2	40	20.0
Terry	1	1	34	8	12	.667	4	6	.667	0	0	---	0	0	0	4	0	0	1	0	0	20	20.0
Gooden	1	1	34	6	11	.545	0	0	---	3	3	1.000	5	13	18	1	2	0	1	0	2	15.0	
Kidd	1	1	37	5	12	.417	4	7	.571	1	2	.500	2	3	5	6	1	0	4	0	4	15.0	
Marion	2	2	63	12	25	.480	1	1	1.000	4	4	1.000	4	9	13	4	3	0	1	4	1	29	14.5
Beaubois	2	0	48	11	19	.579	4	10	.400	0	3												

DENVER NUGGETS

Pepsi Center · 1000 Chopper Circle · Denver, CO 80204 · (303) 405-1100



Executive Vice President of Basketball Operations..... Masai Ujiri
 Head Coach..... George Karl
 Assistant Coaches..... Adrian Dantley, Tim Grunich, John Welch,
 Chad Iske, Steve Hess
 Head Athletic Trainer/Traveling Secretary..... Jim Gillen
 Director of Media Relations..... Tim Gelt
 Media Relations Manager/Website Coordinator..... Dan Tolzman
 Home Court..... Pepsi Center (19,155)
 Radio..... Jason Kosmicki (KRWZ 950 AM, KCKK 1510 AM)
 Television..... Chris Marlowe, Scott Hastings (Altitude)

2009-10 Results

Nov. 27.....at DEN.....L.....125-128
 Mar. 23.....at MSG.....W.....109-104

2010-11 Schedule

Nov. 16.....at DEN.....9:00 p.m.
 Dec. 12.....at MSG.....noon

Overall Record.....39-33
 Home Record.....24-12
 MSG IV Record.....24-12
 Road Record.....15-21
 Pepsi Center Record.....3-8
 Neutral Record.....0-0

Knicks High Points.....41, Al Harrington, Nov. 27, 2009
 Nuggets High Points.....50, Carmelo Anthony, Nov. 27, 2009

Knicks Team High Points.....143, Jan. 22, 1978*
 Nuggets Team High Points.....141, Jan. 22, 1978*

Overall Streak.....Won 1
 Last Win.....Mar. 23, 2010
 Last Loss.....Nov. 27, 2009

Home Streak.....Won 1
 Last Win.....Mar. 23, 2010
 Last Loss.....Dec. 28, 2008

Road Streak.....Lost 3
 Last Win.....Nov. 8, 2006
 Last Loss.....Nov. 27, 2009



DETROIT PISTONS

Six Championship Drive · Auburn Hills, MI 48326 · (248) 377-0100

President, Basketball Operations..... Joe Dumars
 Head Coach..... John Kuester
 Assistant Coaches.....Darrell Walker, Pat Sullivan, Brian Hill, Bill Pope
 Head Athletic Trainer..... Mike Abdenour
 Vice President, Public Relations..... Kevin Grigg
 Director, Media Relations..... Cletus Lewis, Jr.
 Public Relations Assistant..... Michelle Fikany
 Media Relations Assistant..... Megan Heinenmann
 Home Court.....The Palace of Auburn Hills (22,076)
 Radio.....George Blaha, Mark Champion,
 Rick Mahorn (WXYZ 97.1 FM)
 Television.....George Blaha, Greg Kelsor (FSN Detroit)

Overall Record.....191-159
 Home Record.....101-50
 MSG IV Record.....64-28
 Road Record.....71-92
 The Palace of Auburn Hills Record.....16-29
 Neutral Record.....19-17

Knicks High Points.....49, Willie Naulls, Feb. 7, 1961
 Pistons High Points.....51, Richard Hamilton, Dec. 27, 2006***

Knicks Team High Points.....151, Dec. 27, 2006***
 Pistons Team High Points.....147, Dec. 13, 1959

2009-10 Results

Dec. 29.....at DET.....W.....104-87
 Jan. 16.....at DET.....L.....90-94
 Jan. 18.....at MSG.....W.....99-91
 Mar. 3.....at MSG.....W.....128-104

2010-11 Schedule

Nov. 28.....at DET.....1:30 p.m.
 Jan. 30.....at MSG.....7:30 p.m.
 Mar. 18.....at DET.....7:30 p.m.

Overall Streak.....Won 2
 Last Win.....Mar. 3, 2010
 Last Loss.....Jan. 16, 2010

Home Streak.....Won 2
 Last Win.....Mar. 3, 2010
 Last Loss.....Apr. 8, 2009

Road Streak.....Lost 1
 Last Win.....Dec. 29, 2009
 Last Loss.....Jan. 16, 2010

NBA

NBA

2009-10 Nuggets vs. Knicks

Player	G	GS	Min	FG	FGA	Pct.	3P	3PA	Pct.	FT	FTA	Pct.	Off	Def	Reb	Ast	PF	Dq	Stl	TO	Blk	Pts	Avg
Anthony	2	2	88	31	54	.574	5	7	.714	23	24	.958	3	8	11	7	8	0	0	4	1	86	43.0
Billups	2	2	74	14	30	.467	5	13	.385	24	29	.828	0	5	5	14	2	0	1	4	0	57	28.5
Smith	2	0	47	10	27	.370	6	15	.400	2	4	.500	0	7	7	4	4	0	0	4	4	28	14.0
Nene	2	2	75	8	13	.615	0	0	---	3	4	.750	4	14	18	7	5	0	2	4	4	19	9.5
Affalo	2	2	56	6	10	.600	4	5	.800	0	0	---	0	2	2	3	6	0	3	2	0	16	8.0
Martin	1	1	38	4	11	.364	0	0	---	0	0	---	2	9	11	1	6	1	3	2	3	8	8.0
Andersen	2	0	43	3	5	.600	0	0	---	4	5	.800	2	10	12	1	7	0	0	1	4	10	5.0
Graham	1	1	25	2	4	.500	0	0	---	0	0	---	4	3	7	2	4	0	0	1	0	4	4.0
Allen	1	0	5	1	4	.250	0	0	---	0	0	---	1	0	1	0	2	0	1	0	0	2	2.0
Lawson	1	0	16	1	3	.333	0	0	---	0	0	---	3	0	3	6	0	0	0	0	0	2	2.0
Carter	1	0	12	0	0	---	0	0	---	0	0	---	0	1	1	0	2	0	0	2	0	0	0.0
Nuggets	2	480	80	161	.497	16	40	.400	56	66	.848	19	59	78	45	46	1	10	24	13	232	116.0	
Knicks	2	480	81	170	.476	23	60	.383	49	66	.742	28	53	81	46	49	1	15	22	4	234	117.0	

2009-10 Knicks vs. Nuggets

Player	G	GS	Min	FG	FGA	Pct.	3P	3PA	Pct.	FT	FTA	Pct.	Off	Def	Reb	Ast	PF	Dq	Stl	TO	Blk	Pts	Avg	
Harrington	2	0	74	22	38	.579	5	12	.417	15	24	.625	7	12	19	1	6	0	4	3	2	64	32.0	
Lee	2	2	75	12	24	.500	0	0	---	11	12	.917	9	17	26	7	10	0	4	5	1	35	17.5	
Douglas	1	1	35	5	11	.455	2	5	.400	4	6	.667	0	2	2	7	3	0	0	2	0	16	16.0	
Gallinari	2	2	59	9	29	.310	5	17	.294	9	10	.900	3	6	9	2	4	0	0	1	3	0	32	16.0
Hughes	1	1	34	6	13	.462	3	5	.600	1	2	.500	2	4	6	9	2	0	2	2	2	1	16	16.0
Chandler	1	1	41	5	12	.417	2	3	.667	0	0	---	1	1	2	4	5	0	0	0	0	12	12.0	
Robinson	1	0	19	4	9	.444	1	3	.333	2	2	1.000	1	0	1	2	3	0	0	0	0	11	11.0	
McGrady (Tot)	2	1	37	6	10	.600	1	4	.250	2	2	1.000	0	1	1	2	2	0	0	2	0	15	7.5	
McGrady (NYK)	1	1	30	6	9	.667	1	3	.333	2	2	1.000	0	1	1	2	1	0	0	1	0	15	15.0	
Walker (Tot)	1	1	23	3	5	.600	1	2	.500	0	0	---	2	2	4	3	6	1	2	1	0	7	7.0	
Walker (NYK)	1	1	23	3	5	.600	1	2	.500	0	0	---	2	2	4	3	6	1	2	1	0	7	7.0	
Duhon	2	1	39	4	10	.400	3	8	.375	1	1	1.000	0	2	2	6	3	0	0	0	0	12	6.0	
Jeffries	1	0	21	2	3	.667	0	0	---	2	5	.400	2	3	5	2	3	0	0	0	0	6	6.0	
Rodriguez (Tot)	4	0	64	8	28	.286	0	5	.000	6	8	.750	2	3	0	13	3	0	3	8	0	22	5.5	
Rodriguez (NYK)	1	0	10	1	3	.333	0	2	.000	2	2	1.000	0	0	0	1	0	0	0	0	0	4	4.0	
Giddens (Tot)	1	0	21	2	4	.500	0	0	---	0	0	---	1	3	4	0	3	0	2	2	0	4	4.0	
Giddens (NYK)	1	0	21	2	4	.500	0	0	---	0	0	---	1	3	4	0	3	0	2	2	0	4	4.0	
Knicks	2	480	81	170	.476	23	60	.383	49	66	.742	28	53	81	46	49	1	15	22	4	234	117.0		
Nuggets	2	480	80	161	.497	16	40	.400	56	66	.848	19	59	78	45	46	1	10	24	13	232	116.0		

2009-10 Pistons vs. Knicks

Player	G	GS	Min	FG	FGA	Pct.	3P	3PA	Pct.	FT	FTA	Pct.	Off	Def	Reb	Ast	PF	Dq	Stl	TO	Blk	Pts	Avg
Stuckey	4	4	149	28	70	.400	0	2	.000	17	20	.850	5	16	21	19	14	0	9	7	0	73	18.3
Gordon	2	0	57	9	14	.643	4	5	.800	5	5	1.000	1	0	1	5	5	0	0	4	0	27	13.5
Hamilton	3	3	106	13	48	.271	3	13	.231	11	11	1.000	4	10	14	10	7	0	3	3	1	40	13.3
Bynum	1	0	23	5	9	.556	1	1	1.000	0	0	---	0	2	2	2	4	0	1	1	0	11	11.0
Villanueva	4	0	87	16	45	.356	1	8	.125	7	10	.700	7	12	19	1	12	0	3	9	4	40	10.0
Jerebko	4	4	130	12	27	.444	3	7	.429	11	17	.647	10	17	27	1	12	0	2	1	1	38	9.5
Wallace	3	3	90	12	22	.545	0	1	.000	4	10	.400	12	17	29	4	4	0	2	3	5	28	9.3
Prince	2	2	58	8	20	.400	1	2	.500	1	2	.500	5	7	3	8	1	2	0	1	3	18	9.0
Maxiell	4	1	88	13	31	.419	0	0	---	3	6	.500	9	10	19	5	11	0	1	5	0	29	7.3
Daye	4	1	62	11	26	.423	0	8	.000	6	8	.750	4	8	12	4	9	0	2	3	0	28	7.0
Wilcox	3	2	38	9	15	.600	0	0	---	3	4	.750	5	10	15	2	7	0	2	6	1	21	7.0
Atkins	4	0	59	8	15	.533	3	7	.429	2	2	1.000	0	1	1	5	3	0	2	4	0	21	5.3
Brown	1	0	4	1	1	1.000	0	0	---	0	0	---	0	0	0	0	0	0	0	0	0	2	2.0
Summers	2	0	9	0	3	.000	0	1	.000	0	0	---	0	3	3	0	1	0	0	1	0	0	0.0
Pistons	4	960	145	346	.419	16	55	.291	70	95	.737	<											

GOLDEN STATE WARRIORS

1011 Broadway · Oakland, CA 94607 · (510) 986-2200



General Manager..... Larry Riley
 Head Coach..... Keith Smart
 Assistant Coaches..... Jerry Sichting, Stephen Silas,
 Calbert Cheaney, Rob Werdann
 Head Athletic Trainer..... Tom Abdenour
 Executive Director, Public Relations..... Raymond Ridder
 Director, Public Relations..... Dan Martinez
 Assistants, Public Relations..... Benjamin Chen, Michael O'Harey
 Home Court..... ORACLE Arena (19,596)
 Radio..... Tim Roye (KNBR 680/1050 AM)
 Television..... Bob Fitzgerald, Jim Barnett
 (Comcast SportsNet Bay Area)

2009-10 Results

Nov. 13at MSG.....L.....107-121
 Apr. 2at GSW.....L.....117-129

2010-11 Schedule

Nov. 10at MSG.....7:30 p.m.
 Nov. 19at GSW.....10:30 p.m.

Overall Record.....157-167
 Home Record.....85-62
 MSG IV Record.....34-22
 Road Record.....57-82
 ORACLE Arena Record.....19-28
 Neutral Record.....15-23

Knicks High Points.....50, Richie Guerin, Feb. 25, 1962
 Warriors High Points.....100, Wilt Chamberlain, Mar. 2, 1962

Knicks Team High Points.....149, Feb. 25, 1962
 Warriors Team High Points.....169, Mar. 2, 1962

Overall Streak.....Lost 3
 Last Win.....Nov. 29, 2008
 Last Loss.....Apr. 2, 2010

Home Streak.....Lost 1
 Last Win.....Nov. 29, 2008
 Last Loss.....Nov. 13, 2009

Road Streak.....Lost 8
 Last Win.....Nov. 20, 2001
 Last Loss.....Apr. 2, 2010

2009-10 Warriors vs. Knicks

Player	G	GS	Min	FG	FGA	Pct.	3P	3PA	Pct.	FT	FIA	Pct.	Off	Def	Reb	Ast	PF	Dq	Stl	TO	Blk	Pts	Avg
Jackson	1	1	47	10	23	.435	2	10	.200	1	2	.500	1	7	8	3	3	0	5	4	0	23	23.0
Williams	1	1	37	11	13	.846	0	2	.000	1	1	1.000	1	4	5	2	3	0	3	0	0	23	23.0
Azubuike	1	1	40	9	13	.692	1	1	1.000	3	5	.600	1	4	5	2	4	0	2	1	0	22	22.0
Ellis	1	1	45	10	19	.526	0	1	.000	2	3	.667	0	3	3	2	4	0	1	4	0	22	22.0
Maggette	2	1	53	16	21	.762	0	1	.000	11	15	.733	1	7	8	4	8	0	1	4	0	43	21.5
Morrow	2	1	65	19	29	.655	4	10	.400	0	0	---	1	12	13	2	3	0	5	2	1	42	21.0
Watson	2	1	61	10	19	.526	2	5	.400	6	8	.750	2	4	6	11	3	0	3	4	1	28	14.0
Tolliver (Tot)	1	0	39	3	5	.600	2	2	.500	3	4	.750	1	7	8	2	3	0	2	1	0	10	10.0
Tolliver (GSW)	1	0	39	3	5	.600	1	2	.500	3	4	.750	1	7	8	2	3	0	2	1	0	10	10.0
Curry	2	1	32	7	21	.333	1	5	.200	0	0	---	1	3	4	10	2	0	1	2	1	15	7.5
Turiaf	1	1	15	3	4	.750	0	0	---	1	2	.500	2	2	4	0	0	0	1	5	7	7.0	
George	1	0	18	2	4	.500	2	2	1.000	0	0	---	0	4	4	1	2	0	1	0	0	6	6.0
Radmanovic (Tot)	1	0	37	2	9	.222	0	4	.000	1	2	.500	1	7	8	2	2	0	1	0	1	5	5.0
Randolph	1	0	6	1	2	.500	0	0	---	2	2	1.000	1	3	4	1	2	0	0	1	0	4	4.0
Hunter	1	0	5	1	2	.500	0	0	---	0	0	---	1	0	1	0	0	0	0	0	0	2	2.0
Moore	1	1	16	1	3	.333	0	0	---	0	0	---	1	3	4	0	2	0	0	1	1	2	2.0
Warriors	2	480	103	178	.579	13	39	.333	30	42	.714	14	63	77	43	37	0	24	26	9	249	124.5	
Knicks	2	480	85	175	.486	23	56	.411	31	38	.816	26	55	81	51	41	0	11	44	5	224	112.0	

2009-10 Knicks vs. Warriors

Player	G	GS	Min	FG	FGA	Pct.	3P	3PA	Pct.	FT	FIA	Pct.	Off	Def	Reb	Ast	PF	Dq	Stl	TO	Blk	Pts	Avg
Lee	2	2	78	20	37	.541	0	1	.000	14	17	.824	7	21	28	12	3	0	2	7	1	54	27.0
Gallinari	2	2	73	17	30	.567	8	15	.533	6	6	1.000	5	13	18	9	5	0	1	4	1	48	24.0
Walker (NYK)	1	0	29	5	9	.556	4	5	.800	0	0	---	0	2	2	1	5	0	1	2	0	14	14.0
Harrington	2	0	55	10	22	.455	1	8	.125	4	4	1.000	3	4	7	1	7	0	0	8	1	25	12.5
Douglas	2	1	52	10	22	.455	1	5	.200	1	2	.500	5	4	9	8	2	0	2	3	0	22	11.0
Hill	1	0	14	5	5	1.000	0	0	---	0	0	---	3	0	3	1	5	0	0	2	1	10	10.0
Duhon	2	1	62	6	15	.400	5	12	.417	2	3	.667	1	5	6	11	3	0	3	4	0	19	9.5
Robinson	1	0	23	3	9	.333	1	2	.500	2	2	1.000	0	1	1	4	1	0	1	4	0	9	9.0
Chandler	1	1	25	3	7	.429	0	1	.000	2	3	.667	1	1	2	0	3	0	0	2	1	8	8.0
House (Tot)	3	0	47	6	18	.333	4	9	.444	1	1	1.000	0	2	2	6	4	0	2	2	0	17	5.7
House (NYK)	1	0	6	0	2	.000	0	0	---	0	0	---	0	0	1	1	0	0	1	0	0	0	0.0
Hughes	1	1	18	1	6	.167	1	2	.500	0	0	---	0	0	2	2	0	0	0	1	0	3	3.0
Landry	1	1	6	1	2	.500	0	0	---	0	0	---	0	0	2	0	0	0	0	0	0	3	3.0
McGrady (NYK)	1	0	14	1	4	.250	1	3	.333	0	0	---	0	0	2	2	0	0	0	1	0	3	3.0
Jeffries	1	0	3	1	1	1.000	0	0	---	0	0	---	0	0	0	0	0	0	0	0	0	2	2.0
Rodriguez (Tot)	4	0	26	3	7	.429	0	2	.000	1	2	.500	0	0	0	4	5	0	1	4	0	7	1.8
Rodriguez (NYK)	1	0	12	1	2	.500	0	0	---	0	0	---	0	0	1	1	0	0	0	3	0	2	2.0
Giddens (Tot)	2	0	12	1	2	.500	0	0	---	1	3	.333	1	1	2	1	2	0	0	2	0	3	1.5
Giddens (NYK)	1	0	5	1	2	.500	0	0	---	0	1	.000	1	0	1	0	1	0	0	1	0	2	2.0
Millicic	1	0	5	0	0	.000	0	0	---	0	0	---	0	0	0	0	0	0	0	0	0	0	0.0
Knicks	2	480	85	175	.486	23	56	.411	31	38	.816	26	55	81	51	41	0	11	44	5	224	112.0	
Warriors	2	480	103	178	.579	13	39	.333	30	42	.714	14	63	77	43	37	0	24	26	9	249	124.5	

Warriors Television Analyst Jim Barnett (No. 25) was a member of the Knicks from 1975 through 1976

HOUSTON ROCKETS

Toyota Center · 1510 Polk Street · Houston, TX 77002 · (713) 758-7200



General Manager & Managing Director.....Daryl Morey
 Basketball Operations.....Rick Adelman
 Head Coach.....Elston Turner, Jack Sikma, T.R. Dunn,
 Assistant Coaches.....R.J. Adelman, Pat Zipfel

Senior Vice President of Basketball Operations/Head Athletic Trainer.....Keith Jones
 Director of Media Relations.....Nelson Luis
 Manager of Media & Player Relations.....Tracey Hughes
 Manager of Media Services.....Bob Schranz
 Home Court.....Toyota Center (18,043)
 Radio.....Craig Ackerman, Joel Blank (KILT 610); Adrian Chavarria
 (Spanish KEYH 850 AM)
 Television.....Bill Worrell, Matt Bullard, Clyde Drexler
 (FSN Houston, my20)

2009-10 Results

Jan. 9at HOU.....L.....96-105
 Mar. 21at MSG.....L.....112-116

2010-11 Schedule

Nov. 14at MSG.....7:30 p.m.
 Jan. 19at HOU.....8:30 p.m.

Overall Record.....69-57
 Home Record.....41-21
 MSG IV Record.....39-21
 Road Record.....27-35
 Toyota Center Record.....1-6
 Neutral Record.....1-1

Knicks High Points.....43, Walt Frazier, Oct. 30, 1969
 Rockets High Points.....42, Hakeem Olajuwon, Jan. 16, 1993

Knicks Team High Points.....130, Nov. 20, 1979*
 Rockets Team High Points.....130, Nov. 16, 1979

Overall Streak.....Lost 2
 Last Win.....Jan. 26, 2009
 Last Loss.....Mar. 21, 2010

Home Streak.....Lost 1
 Last Win.....Jan. 26, 2009
 Last Loss.....Mar. 21, 2010

Road Streak.....Lost 5
 Last Win.....Nov. 18, 2004
 Last Loss.....Jan. 9, 2010

2009-10 Rockets vs. Knicks

Player	G	GS	Min	FG	FGA	Pct.	3P	3PA	Pct.	FT	FIA	Pct.	Off	Def	Reb	Ast	PF	Dq	Stl	TO	Blk	Pts	Avg
Martin (Tot)	2	1	72	16	29	.552	3	6	.500	10	12	.833	3	4	7	1	3	0	2	9	0	45	22.5
Martin (HOU)	1	1	41	9	16	.563	2	4	.500	8	8	1.000	0	3	3	0	2	0	1	7	0	28	28.0
Brooks	2	2	64	14	28	.500	4	8	.500	4	4	1.000	1	4	5	6	2	0	0	4	1	36	18.0
Lowry	2	0	53	11	22	.500	2	4	.500	10	11	.909	4	6	10	8	3	0	5	1	1	34	17.0
Landry	1	0	28	6	11	.545	0	0	---	2	4	.500	1	2	3	1	2	0	0	1	0	14	14.0
Scola	2	2	49	12	22	.545	0	1	.000	3	3	1.000	2	6	8	0	5	0	0	3	0	27	13.5
Budinger	2	0	47	10	19	.526	3	8	.375	3	4	.750	0	6	6	6	3	2	0	1	2	0	26

INDIANA PACERS

125 South Pennsylvania Street - Indianapolis, IN 46204 - (317) 917-2500



President of Basketball Operations..... Larry Bird
 Head Coach..... Jim O'Brien
 Assistant Coaches..... Dan Burke, Jay DeFruscio,
 Walter McCarty, Vitaly Potapenko, Frank Vogel
 Head Athletic Trainer/Team Administrator..... Josh Corbell
 Director/Public Information..... David Benner
 Public Information Manager..... Krissy Myers
 Public Information Assistant..... Tim Edwards
 Home Court..... Conseco Fieldhouse (18,165)
 Radio..... Mark Boyle, Bob Leonard (WIBC 93.1 FM)
 Television..... Quinn Buckner, Chris Denari, Clark Kellogg,
 Stacy Paetz (FSN Indiana)

2009-10 Results

Nov. 4.....at MSG.....L.....89-101
 Nov. 18.....at IND.....W.....110-103
 Jan. 3.....at MSG.....W.....132-89
 Apr. 7.....at IND.....L.....105-113

2010-11 Schedule

Jan. 2.....at MSG.....1:00 p.m.
 Mar. 13.....at MSG.....6:00 p.m.
 Mar. 15.....at IND.....7:00 p.m.
 Apr. 10.....at IND.....7:00 p.m.

Overall Record.....80-66
 Home Record.....52-21
 MSG IV Record.....52-21
 Road Record.....28-45
 Conseco Fieldhouse Record.....6-15
 Neutral Record.....0-0

Knicks High Points.....52, Bernard King, Nov. 24, 1984
 Pacers High Points.....47, Chuck Person, Jan. 31, 1989

Knicks Team High Points.....141, Dec. 20, 1988
 Pacers Team High Points.....132, Apr. 16, 2008

Overall Streak.....Lost 1
 Last Win.....Jan. 3, 2010
 Last Loss.....Apr. 7, 2010

Home Streak.....Won 1
 Last Win.....Jan. 3, 2010
 Last Loss.....Nov. 4, 2009

Road Streak.....Lost 1
 Last Win.....Nov. 18, 2009
 Last Loss.....Apr. 7, 2010

2009-10 Pacers vs. Knicks

Player	G	GS	Min	FG	FGA	Pct.	3P	3PA	Pct.	FT	FTA	Pct.	Off	Def	Reb	Ast	PF	Dq	Stl	TO	Blk	Pts	Avg
Granger	3	3	111	30	63	.476	12	27	.444	15	22	.682	4	15	19	12	16	2	4	11	2	87	29.0
Murphy	1	1	36	4	12	.333	1	5	.200	8	10	.800	6	6	12	2	2	0	2	1	0	17	17.0
D. Jones	4	2	120	25	49	.510	2	5	.400	10	12	.833	1	22	23	7	12	0	2	7	4	62	15.5
Hansbrough	1	0	21	5	10	.500	0	0	---	4	7	.571	3	2	5	3	1	0	0	1	1	14	14.0
Hibbert	4	4	107	21	38	.553	0	0	---	10	17	.588	17	18	35	10	13	1	1	6	6	52	13.0
Dunleavy	2	1	45	10	20	.500	3	11	.273	2	3	.667	2	10	12	5	1	0	3	4	1	25	12.5
Ford	2	2	61	6	16	.375	0	2	0.000	10	12	.833	4	6	10	7	7	0	1	6	0	22	11.0
Price	2	0	40	9	16	.563	3	6	.500	1	1	1.000	2	3	5	4	1	0	3	4	0	22	11.0
Head	3	1	61	9	26	.346	2	11	.182	3	3	1.000	0	6	6	5	6	0	2	2	1	23	7.7
Watson	4	2	128	10	30	.333	2	15	.133	6	8	.750	3	8	11	12	9	0	5	8	0	28	7.0
Rush	4	3	129	10	38	.263	3	21	.143	4	7	.571	1	25	26	9	5	0	4	6	1	27	6.8
McRoberts	2	1	33	5	8	.625	0	0	---	0	0	---	1	8	9	3	4	0	2	1	0	10	5.0
S. Jones	3	0	57	7	9	.778	0	0	---	0	2	0.000	4	4	8	0	7	0	0	5	7	14	4.7
Diener	1	0	10	1	3	.333	1	2	.500	0	0	---	0	0	0	1	1	0	1	0	0	3	3.0
Pacers	4	960	152	338	.450	29	105	.276	73	102	.716	48	133	181	80	85	3	28	65	24	406	101.5	
Knicks	4	960	159	344	.462	39	106	.368	79	99	.798	48	139	187	94	84	1	31	56	18	436	109.0	

2009-10 Knicks vs. Pacers

Player	G	GS	Min	FG	FGA	Pct.	3P	3PA	Pct.	FT	FTA	Pct.	Off	Def	Reb	Ast	PF	Dq	Stl	TO	Blk	Pts	Avg
Harrington	3	0	83	19	38	.500	6	13	.462	19	24	.792	2	14	16	3	7	0	4	8	2	67	22.3
Lee	4	4	136	32	62	.516	0	0	---	11	16	.688	11	48	59	12	13	0	7	8	3	75	18.8
Chandler	3	3	90	21	39	.538	3	9	.333	7	8	.875	3	9	12	6	9	1	3	4	4	52	17.3
Barron	1	1	29	6	13	.462	0	0	---	3	4	.750	6	3	9	1	4	0	0	1	0	15	15.0
Walker (Tot)	1	0	28	5	10	.500	3	5	.600	2	2	1.000	1	5	6	1	4	0	1	0	1	15	15.0
Walker (NYK)	1	0	28	5	10	.500	3	5	.600	2	2	1.000	1	5	6	1	4	0	1	0	1	15	15.0
Hughes	2	1	68	8	24	.333	5	11	.455	8	10	.800	3	10	13	10	7	0	3	5	1	29	14.5
Gallinari	4	4	116	18	34	.529	4	12	.333	8	8	1.000	2	14	16	7	7	0	0	5	0	48	12.0
Duhon	4	4	120	14	32	.438	11	18	.611	5	6	.833	2	7	9	25	5	0	5	5	0	44	11.0
Curry	1	0	12	3	4	.750	0	0	---	4	8	5.000	3	1	4	0	4	0	0	3	0	10	10.0
Douglas	4	1	67	13	25	.520	5	14	.357	4	4	1.000	3	5	8	3	7	0	2	3	0	35	8.8
Bender	1	0	24	3	10	.300	0	4	.000	2	2	1.000	2	5	7	3	2	0	0	2	1	8	8.0
Landry	1	0	9	3	6	.500	2	5	.400	0	0	---	0	1	1	1	0	0	0	0	0	8	8.0
House (Tot)	2	0	30	6	12	.500	2	4	.500	0	0	---	0	0	1	1	1	0	0	1	0	14	7.0
House (NYK)	2	0	30	6	12	.500	2	4	.500	0	0	---	0	0	1	1	1	0	0	1	0	14	7.0
Rodriguez (Tot)	2	0	39	6	12	.500	1	3	.333	0	0	---	0	4	4	9	1	0	2	3	0	13	6.5
Rodriguez (NYK)	1	0	24	4	8	.500	0	2	.000	0	0	---	0	2	2	5	1	0	1	2	0	8	8.0
McGrady (Tot)	1	1	25	2	12	.167	0	5	.000	0	0	---	1	2	3	6	1	0	0	1	0	4	4.0
McGrady (NYK)	1	1	25	2	12	.167	0	5	.000	0	0	---	1	2	3	6	1	0	0	1	0	4	4.0
Robinson	2	0	35	3	15	.200	0	7	.000	2	2	1.000	1	6	7	7	4	0	0	2	0	8	4.0
Jeffries	3	1	71	3	9	.333	0	1	.000	4	5	.800	6	5	11	4	7	0	3	4	4	10	3.3
Hill	2	0	15	2	3	.667	0	0	---	0	0	---	0	2	2	1	1	0	1	1	0	4	2.0
Giddens (Tot)	1	0	1	0	0	---	0	0	---	0	0	---	0	0	0	0	0	0	0	0	0	0	0.0
Milicic	1	0	6	0	0	---	0	0	---	0	0	---	0	2	2	0	0	0	1	0	1	0	0.0
Knicks	4	960	159	344	.462	39	106	.368	79	99	.798	48	139	187	94	84	1	31	56	18	436	109.0	
Pacers	4	960	152	338	.450	29	105	.276	73	102	.716	48	133	181	80	85	3	28	65	24	406	101.5	

Pacers Assistant Coach Walter McCarty (No. 40) was a member of the Knicks from 1996 through 1997



LOS ANGELES CLIPPERS

6951 South Centinela Boulevard - Playa Vista, CA 90094 - (310) 862-6000

Vice President of Basketball Operations..... Neil Olsey
 Head Coach..... Vinny Del Negro
 Assistant Coaches..... Dean Demopoulos, Marc Iavaroni,
 Robert Pack

Head Athletic Trainer..... Jason Powell
 Vice President of Communications..... Joe Safety
 Director of Communications..... Rob Raichlen
 Assistant Director of Communications..... Seth Burton
 Assistant Director of Media Services..... Ta Nisha Cooper
 Media Services Coordinator..... Steven Esparza
 Home Court..... STAPLES Center (19,060)
 Radio..... Brian Sieman (KFWB 980 AM)
 Television..... Ralph Lawler, Michael Smith (Prime Ticket)

Overall Record.....67-46
 Home Record.....41-17
 MSG IV Record.....41-17
 Road Record.....26-28
 STAPLES Center Record.....1-10
 Neutral Record.....0-1

Knicks High Points.....44, Patrick Ewing, Jan. 29, 1991*
 Clippers High Points.....44, Patrick Ewing, Jan. 7, 1990*
 Clippers High Points.....42, World B. Free, Nov. 2, 1978
 STAPLES Center Record.....42, Bob McAdoo, Dec. 13, 1974

Knicks Team High Points.....138, Jan. 3, 1980
 Clippers Team High Points.....140, Mar. 25, 2009*

Overall Streak.....Won 2
 Last Win.....Apr. 4, 2010
 Last Loss.....Mar. 25, 2009*

Home Streak.....Won 1
 Last Win.....Dec. 18, 2009
 Last Loss.....Mar. 25, 2009*

Road Streak.....Won 1
 Last Win.....Apr. 4, 2010
 Last Loss.....Feb. 11, 2009*

2009-10 Results

Dec. 18.....at MSG.....W.....95-91
 Apr. 4.....at LAC.....W.....113-107

2010-11 Schedule

Nov. 20.....at LAC.....10:30 p.m.
 Feb. 9.....at MSG.....7:30 p.m.

2009-10 Clippers vs. Knicks

Player	G	GS	Min	FG	FGA	Pct.	3P	3PA	Pct.	FT	FTA	Pct.	Off	Def	Reb	Ast	PF	Dq	Stl	TO	Blk	Pts	Avg
B. Davis	2	2	76	17	35	.486	3	15	.200	5	5	1.000	0	13	13	15	5	0	2	5	0	42	21.0
Kaman	2	2	76	18	31	.581	0	0	---	6	7	.857	6	19	25	3	5	0	2	5	2	42	21.0
Thornton	1	1	33	8	11	.727	0	0	---	1	1	1.000	1	2	3	1	5	0	1	5	0	17	17.0
Gooden (Tot)	2	2	63	12	20	.600	0	0	---	8	9	.889	7	17	24	1	3	0	1	3	0	32	16.0
Gooden (LAC)	1	1	30	6	9	.667	0	0	---	5	6	.833	2	4	6	0	1	0	0	3	0	17	17.0
Gordon	2	2	74	8	19	.421	4	11	.364	11	12	.917	1	2	3								

LOS ANGELES LAKERS

555 North Nash Street - El Segundo, CA 90245 - (310) 426-6000



General Manager..... Mitch Kupchak
 Head Coach..... Phil Jackson
 Assistant Coaches..... Jim Clemons, Frank Hamblen, Chuck Person, Brian Shaw
 Head Athletic Trainer..... Gary Vitti
 Vice President, Public Relations..... John Black
 Senior Managers, Public Relations..... Alison Bogli, Josh Rupprecht
 Coordinator, Public Relations..... Nick Mazzella
 Assistant, Public Relations..... Matt Fleer
 Home Court..... STAPLES Center (18,997)
 Radio..... Spero Dedes, Mychal Thompson (ESPN 710 AM); Fernando Gonzalez, Pepe Mantilla (1330 AM Spanish)
 Television..... Joel Meyers, Stu Lantz (KCAL, FS West)

Overall Record..... 111-160
 Home Record..... 64-59
 MSG IV Record..... 23-31
 Road Record..... 38-84
 STAPLES Center Record..... 3-8
 Neutral Record..... 9-17

Knicks High Points..... 53, Allan Houston, Feb. 16, 2003
 Lakers High Points..... 53, Willis Reed, Nov. 1, 1967
 Lakers High Points..... 71, Elgin Baylor, Nov. 15, 1960

Knicks Team High Points..... 142, Dec. 31, 1857
 Lakers Team High Points..... 152, Jan. 15, 1966

Overall Streak..... Lost 6
 Last Win..... Feb. 13, 2007
 Last Loss..... Jan. 22, 2010

Home Streak..... Lost 3
 Last Win..... Jan. 30, 2007
 Last Loss..... Jan. 22, 2010

Road Streak..... Lost 3
 Last Win..... Feb. 13, 2007
 Last Loss..... Nov. 24, 2009

2009-10 Results

Nov. 24..... at LAL..... L..... 90-100
 Jan. 22..... at MSG..... L..... 105-115

2010-11 Schedule

Jan. 9..... at LAL..... 9:30 p.m.
 Feb. 11..... at MSG..... 8:00 p.m.

2009-10 Lakers vs. Knicks

Player	G	GS	Min	FG	FGA	Pct.	3P	3PA	Pct.	FT	FTA	Pct.	Off	Def	Reb	Ast	PF	Dq	Stl	TO	Blk	Pts	Avg
Bryant	2	2	83	22	44	.500	4	13	.308	13	15	.867	0	10	10	10	4	0	4	7	0	61	30.5
Bynum	2	2	58	13	25	.520	0	0	---	10	10	1.000	4	10	14	1	6	0	5	2	36	18.0	
Gasol	2	2	68	12	19	.632	0	0	---	7	12	.583	8	16	24	7	4	0	0	4	6	31	15.5
Artest	2	2	65	11	20	.550	5	8	.625	1	2	.500	2	7	9	7	5	0	0	7	1	28	14.0
Fisher	2	2	57	8	16	.500	2	6	.333	4	4	1.000	1	9	10	9	2	0	1	1	0	22	11.0
Brown	2	0	35	4	8	.500	1	4	.250	4	4	1.000	1	3	4	2	0	0	2	4	0	13	6.5
Farmar	2	0	32	4	12	.333	3	9	.333	0	0	---	0	1	1	3	4	0	0	1	1	11	5.5
Odum	2	0	60	4	14	.286	1	3	.333	1	2	.500	7	19	26	8	5	0	1	4	0	10	5.0
Walton	1	0	4	1	2	.500	1	1	1.000	0	0	---	0	0	0	0	0	0	0	0	0	3	3.0
Morrison	1	0	9	0	1	.000	0	0	---	0	0	---	0	2	2	0	0	0	0	0	0	0	0.0
Vujacic	1	0	8	0	3	.000	0	0	---	0	0	---	0	0	0	1	0	0	0	1	0	0	0.0
Lakers	2	480	79	164	.482	17	44	.386	40	49	.816	23	77	100	48	30	0	8	34	10	215	107.5	
Knicks	2	480	76	181	.420	17	55	.309	26	33	.788	22	56	78	48	47	0	15	22	8	195	97.5	

2009-10 Knicks vs. Lakers

Player	G	GS	Min	FG	FGA	Pct.	3P	3PA	Pct.	FT	FTA	Pct.	Off	Def	Reb	Ast	PF	Dq	Stl	TO	Blk	Pts	Avg
Lee	2	2	63	18	34	.529	0	0	---	8	10	.800	5	19	24	6	8	0	1	5	0	44	22.0
Chandler	2	2	76	18	42	.429	2	9	.222	5	6	.833	4	6	10	4	8	0	0	2	2	43	21.5
Gallinari	2	2	69	9	21	.429	6	14	.429	7	7	1.000	0	8	8	3	3	0	2	1	3	31	15.5
Douglas	1	0	17	5	8	.625	2	3	.667	0	0	---	0	0	0	0	1	0	1	1	0	12	12.0
Robinson	2	0	37	6	16	.375	5	7	.714	1	1	1.000	1	4	5	9	0	0	2	1	0	18	9.0
Hill	2	0	27	6	10	.600	0	0	---	3	4	.750	7	3	10	1	5	0	0	1	1	15	7.5
Harrington	2	0	40	5	13	.385	2	7	.286	2	2	1.000	1	8	9	5	5	0	2	2	0	14	7.0
Hughes	2	1	28	4	12	.333	0	3	.000	0	0	---	1	2	3	1	4	0	3	2	2	8	4.0
Duhon	2	2	56	3	18	.167	0	12	.000	0	3	.000	1	5	6	14	3	0	3	1	0	6	3.0
Curry	1	0	6	1	3	.333	0	0	---	0	0	---	0	0	0	0	2	0	0	3	0	2	2.0
Jeffries	2	2	62	1	4	.250	0	0	---	2	1	.000	0	2	3	5	8	0	1	1	0	2	1.0
Knicks	2	480	76	181	.420	17	55	.309	26	33	.788	22	56	78	48	47	0	15	22	8	195	97.5	
Lakers	2	480	79	164	.482	17	44	.386	40	49	.816	23	77	100	48	30	0	8	34	10	215	107.5	

MEMPHIS GRIZZLIES

191 Beale Street - Memphis, TN 38103 - (901) 205-1234



General Manager/Vice President of Basketball Operations..... Chris Wallace
 Head Coach..... Lionel Hollins
 Assistant Coaches..... Johnny Davis, Henry Bibby, David Joergel, Barry Hecker, Damon Stoudamire
 Head Athletic Trainer..... Drew Graham
 Director of Basketball Media Relations..... Dustin Krugel
 Coordinator of Basketball Media Relations..... Ross Wooden
 Home Court..... FedEx Forum (18,119)
 Radio..... Eric Hasseltine, Hank McDowell, Elliot Perry (WRBO 103.5 FM)
 Television..... Pete Pranic, Sean Tuohy, Rob Fischer (FS Tennessee/SportSouth)

Overall Record..... 16-12
 Home Record..... 8-6
 MSG IV Record..... 8-6
 Road Record..... 8-6
 FedEx Forum Record..... 2-4
 Neutral Record..... 0-0

Knicks High Points..... 31, Quentin Richardson, Nov. 1, 2006***
 Grizzlies High Points..... 31, Al Harrington, Feb. 27, 2010
 Grizzlies High Points..... 36, Pau Gasol, Mar. 24, 2006

Knicks Team High Points..... 132, Nov. 12, 2008
 Grizzlies Team High Points..... 130, Apr. 2, 2008

Overall Streak..... Lost 2
 Last Win..... Jan. 23, 2009
 Last Loss..... Mar. 12, 2010

Home Streak..... Lost 1
 Last Win..... Jan. 23, 2009
 Last Loss..... Feb. 27, 2010

Road Streak..... Lost 1
 Last Win..... Nov. 12, 2008
 Last Loss..... Mar. 12, 2010

2009-10 Results

Feb. 27..... at MSG..... L..... 109-120
 Mar. 12..... at MEM..... L..... 112-119

2010-11 Schedule

Mar. 9..... at MEM..... 8:00 p.m.
 Mar. 17..... at MSG..... 7:30 p.m.

2009-10 Grizzlies vs. Knicks

Player	G	GS	Min	FG	FGA	Pct.	3P	3PA	Pct.	FT	FTA	Pct.	Off	Def	Reb	Ast	PF	Dq	Stl	TO	Blk	Pts	Avg
Randolph	2	2	75	17	44	.386	0	4	.000	21	24	.875	12	24	36	2	6	0	2	3	2	55	27.5
Gay	2	2	85	17	30	.567	5	9	.556	8	8	1.000	0	11	11	5	3	0	3	2	2	47	23.5
Gasol	2	2	72	14	22	.636	0	0	---	9	15	.600	13	9	22	10	10	0	2	1	1	37	18.5
Conley	2	2	73	11	19	.579	2	3	.667	12	15	.800	0	8	8	11	4	0	2	1	0	36	18.0
Mayo	2	2	81	14	28	.500	2	9	.222	2	2	1.000	2	2	4	4	4	0	1	4	0	32	16.0
Brewer (Tot)	1	1	36	5	13	.385	1	2	.500	1	4	.250	3	2	5	2	3	0	2	1	1	12	12.0
Young	2	0	28	6	14	.429	1	2	.500	0	1	.000	2	5	7	0	2	0	0	2	0	13	6.5
Williams	2	0	30	4	8	.500	1	4	.250	2	2	1.000	1	4	5	7	2	0	0	5	0	11	5.5
Carroll	2	0	21	4	7	.571	0	0	---	0	1	.000	0	4	4	1	3	0	0	1	0	8	4.0
Arthur	2	0	12	0	2	.000	0	0	---	0	0	---	0	2	2	0	3	0	0	1	0	0	0.0
Thabeet	1	0	2	0	0	.000	0	0	---	0	0	---	0	0	0	0	0	0	0	0	0	0	0.0
Grizzlies	2	480	87	174	.500	11	31	.355	54	68	.794	30	69	99	40	37	0	10	21	6	239	119.5	
Knicks	2	480	81	169	.479	19	55	.345	40	49	.816	17	56	73	44	49	1	10	21	9	221	110.5	

2009-10 Knicks vs. Grizzlies

Player	G	GS	Min	FG	FGA	Pct.	3P	3PA	Pct.	FT	FTA	Pct.	Off	Def	Reb	Ast	PF	Dq	Stl	TO	Blk	Pts	Avg
Harrington	2	0	71	15	29	.517	7	16	.438	9	12	.750	1	6	7	5	8	0	2	2	0	46	23.0
Lee	2	2	80	16	32	.500	0	0	---	6	9	.667	8	13	21	3	8	0	0	1	2	38	19.0
Walker (Tot)	2	0	58	11	20	.550	3	8	.375	4	5	.800	2	3	5	4	3	0	2	1	0	29	14.5
Walker (NYK)	2	0	58	11	20	.550	3	8	.375	4	5	.800	2	3	5	4	3	0	2	1	0	29	14.5
Douglas	2	0	35	10	15	.667	2	4	.500	4	4	1.000	2	6	8	4	5	0	2	2	0	26	13.0
Chandler	2	2	67	10	18	.556	0	3	.000	3	4	.750	2	11	13	9	9	0	1	1	2	23	11.5
Rodriguez (Tot)	2	2	59	12	20	.600	3	5	.600	7	9	.778	1	1	2	13	6	0	0	3	0	34	11.3
Rodriguez (NYK)	2	2	41	6	12	.500	2	4	.500	4	4	1.000	1	1	2	6	4	0	0	2	0	18	9.0
Gallinari	2	2	59	6	18	.333	2	11	.182														

MIAMI HEAT

601 Biscayne Boulevard · Miami, FL 33132 · (786) 777-4328



President.....Pat Riley
 Head Coach.....Erik Spoelstra
 Assistant Coaches.....Bob McAdoo, Keith Askins, Ron Rothstein,
 David Fizdale, Chad Kammerer,
 Octavio DeLaGrana, Bill Foran
 Head Athletic Trainer/Travel Coordinator.....Jay Sabol
 Vice President, Sports Media Relations.....Tim Donovan
 Director of Sports Media Relations.....Rob Wilson
 Assistant Director of Sports Media Relations.....Michael Lissack
 Sports Media Relations Assistant.....Nick Maiorana
 Home Court.....American Airlines Arena (19,600)
 Radio.....Mike Inglis, John Crotty (WINZ 940);
 Jose Paneda, Joe Pujala (WQBA 1140 Spanish)
 Television.....Eric Reid, Tony Fiorentino, Jason Jackson (Sun Sports)

2009-10 Results

Oct. 28.....at MIA.....L.....93-115
 Dec. 25.....at MSG.....L.....87-93
 Apr. 11.....at MSG.....L.....98-111

2010-11 Schedule

Dec. 17.....at MSG.....7:00 p.m.
 Dec. 28.....at MSG.....7:30 p.m.
 Jan. 27.....at MSG.....8:00 p.m.
 Feb. 27.....at MIA.....8:00 p.m.

Overall Record.....53-37
 Home Record.....31-15
 MSG IV Record.....31-15
 Road Record.....22-22
 American Airlines Arena Record.....8-12
 Neutral Record.....0-0

Knicks High Points.....52, Jamal Crawford, Jan. 26, 2007
 Heat High Points.....55, Dwyane Wade, Apr. 12, 2009

Knicks Team High Points.....132, Mar. 2, 1989
 Heat Team High Points.....128, Feb. 23, 1990

Overall Streak.....Lost 5
 Last Win.....Oct. 29, 2008
 Last Loss.....Apr. 11, 2010

Home Streak.....Lost 2
 Last Win.....Oct. 29, 2008
 Last Loss.....Apr. 11, 2010

Road Streak.....Lost 3
 Last Win.....Mar. 12, 2008
 Last Loss.....Oct. 28, 2009



MILWAUKEE BUCKS

1001 North Fourth Street · Milwaukee, WI 53203 · (414) 227-0500

General Manager.....John Hammond
 Head Coach.....Scott Skiles
 Assistant Coaches.....Jim Boylan, Kelvin Sampson, Joe Wolf,
 Bill Peterson, Adrian Griffin
 Head Athletic Trainer.....Marc Boff
 Director of Public Relations.....Dan Smyczek
 Coordinators of Public Relations.....Adam Rose, Betsy Golowski
 Home Court.....Bradley Center (18,717)
 Radio.....Ted Davis, Dennis Krause (WTMJ 620 AM)
 Television.....Jim Paschke, Jon McGlocklin (FS Wisconsin)

2009-10 Results

Nov. 7.....at MIL.....L.....87-102
 Feb. 5.....at MSG.....L.....107-114
 Feb. 22.....at MSG.....L.....67-83

2010-11 Schedule

Nov. 9.....at MIL.....8:00 p.m.
 Feb. 23.....at MSG.....7:30 p.m.
 Mar. 20.....at MIL.....3:00 p.m.
 Mar. 25.....at MSG.....7:30 p.m.

Overall Record.....89-91
 Home Record.....51-38
 MSG IV Record.....51-38
 Road Record.....37-53
 Bradley Center Record.....21-20
 Neutral Record.....1-0

Knicks High Points.....50, Allan Houston, Mar. 16, 2003
 Bucks High Points.....41, Kareem Abdul-Jabbar, Jan. 2, 1970

Knicks Team High Points.....150, Dec. 16, 1977***
 Bucks Team High Points.....152, Dec. 16, 1977***

Overall Streak.....Lost 3
 Last Win.....Mar. 10, 2009
 Last Loss.....Feb. 22, 2010

Home Streak.....Lost 4
 Last Win.....Nov. 30, 2007
 Last Loss.....Feb. 22, 2010

Road Streak.....Lost 1
 Last Win.....Mar. 10, 2009
 Last Loss.....Nov. 7, 2009

NBA

NBA

2009-10 Heat vs. Knicks

Player	G	GS	Min	FG	FGA	Pct.	3P	3PA	Pct.	FT	FTA	Pct.	Off	Def	Reb	Ast	PF	Dq	Stl	TO	Blk	Pts	Avg
Wade	3	3	112	33	69	.478	2	7	.286	20	24	.833	2	17	19	15	4	0	6	8	0	88	29.3
Beasley	3	3	105	22	39	.564	2	5	.400	10	14	.714	3	9	12	3	8	0	4	3	2	56	18.7
O'Neal	3	3	71	18	27	.667	0	0	---	5	5	1.000	2	20	22	8	9	0	0	8	0	41	13.7
Haslem	3	0	97	15	31	.484	0	0	---	4	6	.667	6	19	25	2	7	0	4	5	0	34	11.3
Richardson	3	3	73	10	20	.500	6	15	.400	1	1	1.000	2	2	4	5	9	0	1	2	0	27	9.0
Chalmers	3	1	82	6	15	.400	1	6	.167	10	14	.714	0	5	5	8	10	0	7	6	0	23	7.7
Cook	2	0	30	4	12	.333	2	6	.333	5	5	1.000	0	6	6	1	3	0	1	2	0	15	7.5
Arroyo	3	2	73	8	13	.615	0	0	---	2	2	1.000	2	9	11	4	3	0	1	2	0	18	6.0
Alston (Tot)	2	1	49	4	18	.222	2	9	.222	1	2	.500	3	6	9	9	4	0	0	4	0	11	5.5
Wright	3	0	42	5	10	.500	2	5	.400	0	0	---	4	5	9	5	4	0	1	3	0	12	4.0
Jones	1	0	2	1	2	.500	1	1	1.000	0	0	---	0	0	0	0	0	0	0	0	0	3	3.0
Anthony	3	0	34	1	4	.250	0	0	---	0	0	---	5	2	7	1	6	0	0	0	4	2	0.7
Heat	3	720	123	242	.508	16	45	.356	57	71	.803	26	94	120	52	63	0	25	39	8	319	106.3	
Knicks	3	720	98	238	.412	22	91	.242	60	72	.833	36	87	123	55	59	0	18	46	8	278	92.7	

2009-10 Knicks vs. Heat

Player	G	GS	Min	FG	FGA	Pct.	3P	3PA	Pct.	FT	FTA	Pct.	Off	Def	Reb	Ast	PF	Dq	Stl	TO	Blk	Pts	Avg
Gallinari	3	2	114	20	51	.392	11	33	.333	16	17	.941	4	17	21	6	6	0	1	4	0	67	22.3
Lee	3	3	106	29	45	.644	0	0	---	9	12	.750	10	21	31	8	12	0	1	7	1	67	22.3
Chandler	2	2	76	13	29	.448	2	10	.200	8	8	1.000	4	5	9	3	4	0	3	4	1	36	18.0
Harrington	2	1	61	10	34	.294	1	13	.077	6	7	.857	2	5	7	1	6	0	2	2	0	27	13.5
Barron	1	1	37	2	7	.286	0	0	---	9	10	.900	6	6	12	1	3	0	1	6	1	13	13.0
House (Tot)	2	0	44	6	11	.545	3	6	.500	4	4	1.000	0	8	8	2	7	0	1	4	0	19	9.5
Walker (Tot)	2	0	35	7	9	.778	4	6	.667	0	0	---	0	3	3	1	2	0	0	1	0	18	9.0
Walker (NYK)	1	0	33	7	9	.778	4	6	.667	0	0	---	0	3	3	1	2	0	0	1	0	18	18.0
Duhon	3	3	93	6	17	.353	4	11	.364	4	4	1.000	2	6	8	12	4	0	4	7	1	20	6.7
Douglas	2	0	31	4	13	.308	0	4	.000	2	3	.667	1	2	3	3	5	0	1	1	0	10	5.0
McGrady (Tot)	1	1	22	2	5	.400	0	2	.000	0	0	---	0	2	2	4	1	0	0	0	0	4	4.0
McGrady (NYK)	1	1	22	2	5	.400	0	2	.000	0	0	---	0	2	2	4	1	0	0	0	0	4	4.0
Milicic	1	0	17	2	4	.500	0	0	---	0	0	---	1	6	7	3	0	0	3	0	0	4	4.0
Hughes	1	0	18	0	3	.000	0	2	.000	3	4	.750	0	5	5	1	4	0	0	1	0	3	3.0
Rodriguez (Tot)	3	0	18	3	6	.500	0	1	.000	2	5	.400	2	7	8	1	0	2	8	0	0	8	2.7
Rodriguez (NYK)	1	0	18	3	6	.500	0	1	.000	2	5	.400	2	7	8	1	0	2	8	0	0	8	2.7
Jeffries	2	2	60	2	6	.333	0	3	.000	1	3	.333	4	4	9	5	8	0	1	4	4	5	2.5
Bender	1	0	9	1	4	.250	0	1	.000	0	0	---	1	0	1	0	1	0	0	3	0	2	2.0
Robinson	1	0	21	0	8	.000	0	5	.000	1	2	.500	0	2	2	3	2	0	1	3	0	1	1.0
Hill	1	0	2	0	1	.000	0	0	---	0	0	---	0	0	0	0	0	0	0	0	0	0	0.0
Landry	1	0	2	0	0	---	0	0	---	0	0	---	1	0	1	0	0	0	0	0	0	0	0.0
Knicks	3	720	98	238	.412	22	91	.242	60	72	.833	36	87	123	55	59	0	18	46	8	278	92.7	
Heat	3	720	123	242	.508	16	45	.356	57	71	.803	26	94	120	52	63	0	25	39	8	319	106.3	

2009-10 Bucks vs. Knicks

Player	G	GS	Min	FG	FGA	Pct.	3P	3PA	Pct.	FT	FTA	Pct.	Off	Def	Reb	Ast	PF	Dq	Stl	TO	Blk	Pts	Avg
Bogut	3	3	73	23	32	.719	0	0	---	6	6	1.000	9	22	31	4	5	0	0	5	7	52	17.3
Jennings	3	3	88	16	48	.333	2	9	.222	9	9	1.000	2	12	14	18	4	0	2	10	0	43	14.3
Ilyasova	3	0	75	18	33	.545	2	5	.400	3	4	.750	11	17	28	4	8	0	1	2	1	41	13.7
Salmons (Tot)	4	3	123	20	47	.426	4	17	.235	9	11	.818	0	15	15	12	7	0	5	12	0	53	13.3
Salmons (MIL)	1	1	40	7	18	.389	1	7	.143	0	2	.000	2	2	2	2	3	0	2	3	0	15	15.0
Delfino	3	3	105	11	32	.344	6	17	.353	3	3	1.000	2	22	24	8	9	0	6	8	0	31	10.3
Mbah a Moute	3	2	94	12	19	.632	0	0	---	5	7	.714	10	12	22	4	10	0	4	3	2	29	9.7
Meeeks	2	0	30	7	12	.583	5	8	.625	0	0	---	0	3	3	1	2	0	1	1	0	19	9.5
Bell	2	2	54	6	15	.400	4	6	.667	2	4	.500	1	2	3	2	3	0	2	3	0	18	9.0
Warrick	2	1	39	8	12																		

MINNESOTA TIMBERWOLVES

Target Center - 600 First Avenue North - Minneapolis, MI 55403 - (612) 673-1600



President of Basketball Operations.....David Kahn
 Head Coach.....Kurt Rambis
 Assistant Coaches.....Dave Wohl, Bill Laimbeer, Reggie Theus, J.B. Bickerstaff
 Head Athletic Trainer.....Gregg Farnam
 Director of Public Relations.....Mike Cristaldi
 Public Relations Manager.....Mark Rosenberg
 Communications Manager.....Dan Bell
 Home Court.....Target Center (19,356)
 Radio.....Alan Horton (KFAN 1130 AM)
 Television.....Tom Hanneman, Jim Petersen (Fox Sports North)

Overall Record.....23-18
 Home Record.....14-7
 MSG IV Record.....14-7
 Road Record.....9-11
 Target Center Record.....9-10
 Neutral Record.....0-0

Knicks High Points.....37, Allan Houston, Dec. 2, 2000
 Timberwolves High Points.....35, Wally Szczerbiak, Nov. 6, 2001
 Radio.....35, Kevin Garnett, Nov. 11, 1999

Knicks Team High Points.....132, Jan. 26, 2010
 Timberwolves Team High Points.....120, Dec. 26, 2008

Overall Streak.....Lost 1
 Last Win.....Jan. 26, 2010
 Last Loss.....Jan. 31, 2010

Home Streak.....Won 1
 Last Win.....Jan. 26, 2010
 Last Loss.....Dec. 26, 2008

Road Streak.....Lost 1
 Last Win.....Mar. 13, 2009
 Last Loss.....Jan. 31, 2010

2009-10 Results

Jan. 26.....at MSG.....W.....132-105
 Jan. 31.....at MIN.....L.....91-112

2010-11 Schedule

Nov. 12.....at MIN.....8:00 p.m.
 Dec. 6.....at MSG.....7:30 p.m.

2009-10 Timberwolves vs. Knicks

Player	G	GS	Min	FG	FGA	Pct.	3P	3PA	Pct.	FT	FTA	Pct.	Off	Def	Reb	Ast	PF	Dq	Stl	TO	Blk	Pts	Avg
Love	2	0	49	12	26	.462	2	6	.333	5	6	.833	7	9	16	4	5	0	2	10	2	31	15.5
Brewer	2	2	49	11	15	.733	5	8	.625	2	2	1.000	1	5	6	2	4	0	0	4	0	29	14.5
Jefferson	2	2	53	12	25	.480	0	0	---	2	3	.667	4	17	21	5	4	0	0	5	0	26	13.0
Sessions	2	0	55	9	18	.500	0	0	1.000	7	8	.875	3	8	11	12	1	0	3	4	1	25	12.5
Gomes	2	2	50	7	15	.467	5	8	.625	4	5	.800	2	9	11	4	2	0	3	0	0	23	11.5
Hollins	2	1	49	7	11	.636	0	0	---	8	14	.571	6	3	9	2	5	0	0	3	6	22	11.0
Ellington	2	0	40	6	12	.500	4	5	.800	0	0	---	0	7	7	1	6	0	0	1	0	16	8.0
Pavlovic	2	0	22	6	12	.500	1	4	.250	3	5	.600	0	2	2	1	6	1	0	1	0	16	8.0
Tucker (Tot)	2	0	20	5	9	.556	1	1	1.000	5	8	.625	3	1	4	0	1	0	0	1	0	16	8.0
Tucker (MIN)	1	0	8	1	2	.500	0	0	---	0	0	---	0	1	1	0	0	0	0	0	0	2	2.0
Wilkins	2	1	51	4	10	.400	0	1	.000	5	5	1.000	3	4	7	5	3	0	4	3	1	13	6.5
Flynn	2	2	49	6	21	.286	0	0	---	2	9	.222	2	9	11	12	3	0	2	8	0	12	6.0
Pecherov	1	0	2	1	2	.500	0	0	---	0	0	---	0	0	0	0	0	0	1	0	0	2	2.0
Cardinal	1	0	4	0	0	---	0	0	---	0	0	---	0	0	0	0	0	1	0	0	0	0	0.0
Timberwolves	2	480	82	169	.485	17	36	.472	36	48	.750	28	74	102	48	40	1	15	40	10	217	108.5	
Knicks	2	480	82	181	.453	26	68	.382	33	41	.805	20	60	80	53	42	0	15	26	13	223	111.5	

2009-10 Knicks vs. Timberwolves

Player	G	GS	Min	FG	FGA	Pct.	3P	3PA	Pct.	FT	FTA	Pct.	Off	Def	Reb	Ast	PF	Dq	Stl	TO	Blk	Pts	Avg
Harrington	1	0	30	8	18	.444	4	10	.400	6	6	1.000	2	8	10	2	2	0	2	2	0	26	26.0
Chandler	2	2	67	18	36	.500	1	6	.167	10	14	.714	4	6	10	7	3	0	1	4	2	47	23.5
Lee	2	2	72	20	36	.556	0	1	.000	4	4	1.000	2	19	21	9	7	0	3	6	2	44	22.0
Gallinari	2	2	66	8	24	.333	4	14	.286	7	9	.778	4	10	14	1	5	0	1	1	1	27	13.5
Jeffries	2	2	70	9	15	.600	3	6	.500	1	2	.500	4	8	12	7	7	0	4	6	6	22	11.0
Robinson	2	0	47	5	17	.294	4	10	.400	3	4	.750	0	4	4	7	6	0	2	2	0	17	8.5
Bender	2	0	19	4	12	.333	4	7	.571	2	2	1.000	1	0	1	1	4	0	0	1	2	14	7.0
Duhon	2	2	66	4	8	.500	3	7	.429	0	0	---	0	2	2	17	1	0	2	3	0	11	5.5
Douglas	2	0	16	3	5	.600	3	5	.600	0	0	---	0	1	1	2	4	0	0	1	9	4.5	
Landry	2	0	13	2	4	.500	0	2	.000	0	0	---	0	1	1	0	2	0	0	1	0	4	2.0
Hill	2	0	14	1	6	.167	0	0	---	0	0	---	3	1	4	0	1	0	0	0	0	2	1.0
Knicks	2	480	82	181	.453	26	68	.382	33	41	.805	20	60	80	53	42	0	15	26	13	223	111.5	
Timberwolves	2	480	82	169	.485	17	36	.472	36	48	.750	28	74	102	48	40	1	15	40	10	217	108.5	



NEW JERSEY NETS

390 Murray Hill Parkway - East Rutherford, NJ, 07073 - (201) 935-8888

General Manager.....Billy King
 Head Coach.....Avery Johnson
 Assistant Coaches.....Sam Mitchell, Larry Krystkowiak, John Loyer, Popeye Jones, Tom Barrise, Rich Dalatri

Head Athletic Trainer.....Tim Walsh
 Vice President, Public Relations.....Gary Sussman
 VP of Business & Entertainment Communications.....Barry Baum
 Senior Director, Public Relations.....Aaron Harris
 Coordinator, Public Relations.....Patrick Rees
 Home Court.....Prudential Center (18,711)
 Radio.....Chris Carrino, Tim Capstraw (WFAN 660 AM)
 Television.....Marv Albert, Mike Fratello, Ian Eagle, Jim Spanarkel (YES Network)

Overall Record.....79-81
 Home Record.....48-33
 MSG IV Record.....48-33
 Road Record.....31-48
 Prudential Center Record.....0-0
 Neutral Record.....0-0

Knicks High Points.....60, Bernard King, Dec. 25, 1984
 Nets High Points.....43, John Williamson, Feb. 12, 1978

Knicks Team High Points.....135, Feb. 5, 1987
 Nets Team High Points.....126, Mar. 13, 1987
 Last Loss.....126, Feb. 16, 1985

2009-10 Results

Nov. 21.....at NJN.....W.....98-91
 Dec. 6.....at MSG.....W.....106-97
 Dec. 30.....at NJN.....L.....95-104
 Mar. 6.....at MSG.....L.....93-113

2010-11 Schedule

Nov. 30.....at MSG.....7:30 p.m.
 Feb. 12.....at NJN.....7:00 p.m.
 Mar. 30.....at MSG.....7:30 p.m.
 Apr. 8.....at NJN.....7:00 p.m.

Overall Streak.....Lost 2
 Last Win.....Dec. 6, 2009
 Last Loss.....Mar. 6, 2010

Home Streak.....Lost 1
 Last Win.....Dec. 6, 2009
 Last Loss.....Mar. 6, 2010

Road Streak.....Lost 1
 Last Win.....Nov. 21, 2009
 Last Loss.....Dec. 30, 2009

2009-10 Nets vs. Knicks

Player	G	GS	Min	FG	FGA	Pct.	3P	3PA	Pct.	FT	FTA	Pct.	Off	Def	Reb	Ast	PF	Dq	Stl	TO	Blk	Pts	Avg
Harris	4	3	136	32	65	.492	6	13	.462	9	13	.692	1	12	13	25	9	0	6	12	0	79	19.8
Lopez	4	4	143	28	49	.571	0	0	---	20	26	.769	19	24	43	8	15	0	3	5	14	76	19.0
Douglas Roberts	3	3	140	33	59	.559	2	7	.286	4	7	.571	3	10	13	10	5	0	5	7	2	72	18.0
Lee	3	3	116	16	33	.485	5	10	.500	2	2	1.000	0	15	15	4	7	0	3	5	2	39	13.0
Yi	2	2	51	10	20	.500	0	0	---	5	7	.714	3	5	8	0	2	0	3	2	2	25	12.5
Humphries (Tot)	1	0	15	5	7	.714	0	0	---	0	2	.000	0	4	4	2	1	0	0	1	1	10	10.0
Humphries (NJN)	0	0	15	5	7	.714	0	0	---	0	2	.000	0	4	4	2	1	0	0	1	1	10	10.0
Dooling	3	0	47	10	19	.526	4	6	.667	3	4	.750	1	2	3	5	5	0	3	1	0	27	9.0
Hayes	1	0	30	3	7	.429	3	6	.500	0	0	---	1	2	3	2	1	0	2	1	2	9	9.0
T. Williams	4	0	84	9	28	.321	3	9	.333	3	6	.500	0	15	15	11	7	0	1	2	0	24	6.0
Alston	2	1	49	4	18	.222	2	9	.222	1	2	.500	3	6	9	9	4	0	0	4	0	11	5.5
Boone	2	2	32	5	7	.714	0	0	---	0	0	---	1	8	9	0	4	0	1	1	2	10	5.0
Hassell	4	2	83	6	18	.333	0	0	---	7	10	.700	10	8	18	4	8	0	2	4	0	19	4.8
Simmons	1	0	17	2	6	.333	0	4	.000	0	0	---	0	6	6	1	4	0	0	1	0	4	4.0
Se. Williams	1	0	16	0	5	.000	0	0	---	0	0	---	3	2	5	0	6	1	1	2	3	0	0.0
Nets	4	960	163	341	.478	25	65	.385	54	79	.684	45	119	164	81	78	1	30	49	28	405	101.3	
Knicks	4	960	147	325	.452	22	80	.275	76	96	.792	46	138	184	86	72	0	22					

NEW ORLEANS HORNETS

1250 Poydras, 19th floor - New Orleans, LA 70113 - (504) 593-4700



General Manager.....Dell Demps
 Head Coach.....Monty Williams
 Assistant Coaches .. Michael Malone, Randy Ayers, James Borrego,
 Bryan Gates, Fred Vinson
 Head Athletic Trainer/Director of Team Travel.....Terry Kofler
 VP of Communications.....Harold Kaufman
 Director of Basketball Communications.....Dennis Rogers
 Basketball Communications Coordinator.....Lindsey Mitchell
 Home Court.....New Orleans Arena (17,188)
 Radio.....Sean Kelley, Gerry Vaillancourt (KMEZ 106.7 FM)
 Television.....Bob Licht, Gil McGregor, Victor Howell (Cox Sports)

2009-10 Results

Nov. 2.....at MSG.....W.....117-111
 Dec. 11.....at NOH.....W.....113-96

2010-11 Schedule

Dec. 3.....at NOH.....8:00 p.m.
 Mar. 2.....at MSG.....7:30 p.m.

Overall Record.....40-33
 Home Record.....23-13
 MSG IV Record.....23-13
 Road Record.....17-20
 New Orleans Arena Record.....4-4
 Neutral Record.....0-0

Knicks High Points.....50, Patrick Ewing, Dec. 1, 1990
 Hornets High Points.....40, Glen Rice, Feb. 2, 1997

Knicks Team High Points.....139, Feb. 23, 1989
 Hornets Team High Points.....130, Nov. 2, 1990*

Overall Streak.....Won 4
 Last Win.....Dec. 11, 2009
 Last Loss.....Apr. 4, 2008

Home Streak.....Won 2
 Last Win.....Nov. 2, 2009
 Last Loss.....Mar. 3, 2008

Road Streak.....Won 2
 Last Win.....Dec. 11, 2009
 Last Loss.....Apr. 4, 2008

2009-10 Hornets vs. Knicks

Player	G	GS	Min	FG	FGA	Pct.	3P	3PA	Pct.	FT	FTA	Pct.	Off	Def	Reb	Ast	PF	Dq	Stl	TO	Blk	Pts	Avg
Paul	2	2	73	16	32	.500	4	8	.500	9	10	.900	1	10	11	26	5	0	2	5	0	45	22.5
West	2	2	73	13	24	.542	0	0	.000	15	16	.938	7	3	10	3	5	0	0	7	1	41	18.0
Okafor	2	2	54	13	21	.619	0	0	---	10	11	.909	4	11	15	1	5	0	0	2	3	36	18.0
Stojakovic	2	1	69	10	22	.455	6	14	.429	1	2	.500	0	5	5	3	3	0	3	2	0	27	13.5
Thornton	1	0	26	3	12	.250	2	6	.333	2	2	1.000	2	4	6	0	2	0	0	0	0	10	10.0
Peterson	1	1	20	4	10	.400	1	6	.167	0	0	---	1	2	3	0	3	0	0	1	0	9	9.0
Songaila	2	0	36	7	14	.500	0	2	.000	0	1	.000	2	6	8	3	3	0	1	2	0	14	7.0
B. Brown	1	0	12	2	7	.286	1	2	.500	0	0	---	0	1	1	4	1	0	0	0	0	5	5.0
D. Brown	2	1	27	3	9	.333	1	5	.200	2	2	1.000	0	4	4	0	0	0	1	0	1	9	4.5
Collison	1	0	11	2	6	.333	0	2	.000	0	0	---	0	3	3	4	1	0	0	1	0	4	4.0
Posey	2	0	43	2	9	.222	1	6	.167	0	0	---	0	7	7	1	7	0	0	0	0	5	2.5
Wright	1	1	22	1	3	.333	0	0	---	0	0	---	1	5	6	0	0	0	0	2	0	2	2.0
Armstrong	1	0	15	0	2	.000	0	0	---	0	0	---	0	2	2	2	2	0	0	0	1	0	0.0
Hornets	2	480	76	171	.444	16	53	.302	39	44	.886	18	63	81	47	37	0	7	22	6	207	103.5	
Knicks	2	480	86	171	.503	20	48	.417	38	43	.884	18	73	91	50	45	1	13	24	10	230	115.0	

2009-10 Knicks vs. Hornets

Player	G	GS	Min	FG	FGA	Pct.	3P	3PA	Pct.	FT	FTA	Pct.	Off	Def	Reb	Ast	PF	Dq	Stl	TO	Blk	Pts	Avg
Harrington	2	1	64	19	41	.463	5	10	.500	9	11	.818	6	9	15	2	8	0	1	5	1	52	26.0
Lee	2	2	77	19	27	.704	0	0	---	7	8	.875	1	21	22	6	6	0	1	6	0	45	22.5
Duhon	2	2	74	11	21	.524	8	13	.615	10	11	.909	1	6	7	18	4	0	3	2	0	40	20.0
Chandler	2	2	57	14	25	.560	1	3	.333	0	0	---	3	10	13	4	10	1	0	4	4	29	14.5
Hughes	2	1	67	11	23	.478	3	9	.333	3	3	1.000	2	6	8	9	6	0	2	2	0	28	14.0
Gallinari	2	1	66	6	17	.353	3	10	.300	6	6	1.000	1	12	13	8	3	0	3	2	3	21	10.5
Milicic	1	0	13	3	6	.500	0	0	---	0	0	---	2	1	3	0	2	0	0	1	0	6	6.0
Jeffries	2	1	49	2	7	.286	0	1	.000	3	4	.750	2	5	7	2	3	0	3	1	2	7	3.5
Curry	1	0	7	1	1	1.000	0	0	---	0	0	---	0	1	1	0	2	0	0	1	0	2	2.0
Douglas	1	0	6	0	3	.000	0	2	.000	0	0	---	0	2	2	1	1	0	0	0	0	0	0.0
Knicks	2	480	86	171	.503	20	48	.417	38	43	.884	18	73	91	50	45	1	13	24	10	230	115.0	
Hornets	2	480	76	171	.444	16	53	.302	39	44	.886	18	63	81	47	37	0	7	22	6	207	103.5	

Hornets Head Coach Monty Williams (No. 2) was a member of the Knicks from 1994 through 1996



OKLAHOMA CITY THUNDER

Leadership Square- 211 North Robinson, Suite 300 - Oklahoma City, OK 73102 - (405) 208-4800



Executive Vice President & General Manager.....Sam Presti
 Head Coach.....Scott Brooks
 Assistant Coaches.....Maurice Cheeks, Rex Kalamian, Mark Bryant,
 Brian Keefe, Maz Trakh
 Head Athletic Trainer.....Joe Sharpe
 Director, Basketball Communications.....Brian Facchini
 Manager, Basketball Communications.....Michael Ravina
 Coordinator, Basketball Communications.....John Read
 Home Court.....Ford Center (18,203)
 Radio.....Matt Pinto (WWLS 98.1 FM, 640 AM)
 Television.....Brian Davis, Grant Long (KSBI 52, Fox Sports Oklahoma)

2009-10 Results

Jan. 11.....at OCT.....L.....88-106
 Feb. 20.....at MSG.....L.....118-121*

2010-11 Schedule

Dec. 22.....at MSG.....7:30 p.m.
 Jan. 22.....at OCT.....8:00 p.m.

Overall Record.....61-54
 Home Record.....35-20
 MSG IV Record.....34-20
 Road Record.....23-31
 Ford Center Record.....0-2
 Neutral Record.....3-3

Knicks High Points.....41, Patrick Ewing, Jan. 19, 1996*
 Thunder High Points.....41, Xavier McDaniel, Jan. 20, 1988

Knicks Team High Points.....135, Dec. 26, 1967
 Thunder Team High Points.....137, Dec. 26, 1967

Overall Streak.....Lost 3
 Last Win.....Nov. 14, 2008
 Last Loss.....Feb. 20, 2010

Home Streak.....Lost 1
 Last Win.....Nov. 14, 2008
 Last Loss.....Feb. 20, 2010

Road Streak.....Lost 3
 Last Win.....Jan. 5, 2007
 Last Loss.....Jan. 11, 2010

2009-10 Thunder vs. Knicks

Player	G	GS	Min	FG	FGA	Pct.	3P	3PA	Pct.	FT	FTA	Pct.	Off	Def	Reb	Ast	PF	Dq	Stl	TO	Blk	Pts	Avg	
Durant	2	2	80	18	39	.462	3	9	.333	27	31	.871	3	7	10	6	4	0	2	7	3	66	33.0	
Westbrook	2	2	72	20	34	.588	0	0	---	8	12	.667	5	7	12	15	4	0	2	4	0	48	24.0	
Green	2	2	78	10	22	.455	3	7	.429	2	5	.400	5	13	18	2	3	0	5	0	1	25	12.5	
Harden	2	0	60	7	18	.389	1	7	.143	6	8	.750	0	6	6	4	5	0	4	6	1	21	10.5	
Collison	2	0	55	8	14	.571	0	0	---	1	1	1.000	4	10	14	1	6	0	2	2	1	17	8.5	
Ibaka	2	0	36	6	13	.462	0	0	---	2	4	.500	5	5	10	0	7	0	2	5	2	14	7.0	
Sefolosha	2	2	57	4	15	.267	1	6	.167	4	4	1.000	1	13	14	1	5	0	3	3	1	13	6.5	
Krstic	2	2	30	5	11	.455	0	0	---	0	0	---	5	6	11	1	3	0	2	1	1	10	5.0	
Mullens	1	0	6	2	4	.500	0	0	---	0	0	---	1	0	1	0	1	0	0	0	0	4	4.0	
Maynor (Tot)	3	0	34	4	7	.571	1	1	1.000	2	2	1.000	0	2	2	2	5	4	0	1	4	0	11	3.7
Maynor (OCT)	2	0	33	4	7	.571	1	1	1.000	0	0	---	0	2	2	2	5	4	0	1	4	0	9	4.5
Thunder	2	505	84	177	.475	9	30	.300	50	65	.769	29	69	98	35	42	0	23	32	10	227	113.5		
Knicks	2	505	80	183	.437	14	57	.246	32	42	.762	25	63	88	40	45	0	14	37	10	206	103.0		

2009-10 Knicks vs. Thunder

Player	G	GS	Min	FG	FGA	Pct.	3P	3PA	Pct.	FT	FTA	Pct.	Off	Def	Reb	Ast	PF	Dq	Stl	TO	Blk	Pts	Avg
Lee	2	2	71	17	34	.500	0	0	---	7	8	.875	5	18	23	10	6	0	1	6	3	41	20.5
Robinson	1	0	32	8	17	.471	2	6	.333	1	1	1.000	2	2	4	3	3	0	2	3	1	19	19.0
House (Tot)	2	0	53	12	22	.545	7	13	.538	4	4	1.000	1	7	8	3	3	0	3	3	0	35	17.5
House (NYK)	1	0	36	8	14	.571	4	8	.500	4	4	1.000	1	4	5	2	3	0	1	2	0	24	24.0

ORLANDO MAGIC

8701 Maitland Summit Boulevard · Orlando, FL 32810 · (407) 916-2400



PHILADELPHIA 76ERS

3601 South Broad Street · Philadelphia, PA 19148 · (215) 339-7600

President of Basketball Operations..... Otis Smith
 Head Coach..... Stan Van Gundy
 Assistant Coaches..... Brendan Malone, Patrick Ewing,
 Steve Clifford, Bob Beyer, Ahmad Ajami
 Head Athletic Trainer..... Keon Weise
 Vice President of Communications..... Joel Glass
 Director of Communications..... George Galante
 Assistant Director of Communications..... Trish Wingerson
 Communications Coordinators..... Jason Wallace, Melanie Curtsinger
 Home Court..... Amway Center (18,500)
 Radio..... Dennis Neumann, Richie Aduabato (WDBO 580 AM);
 Joey Colon (WRLZ 1270 AM Spanish)
 Television..... David Steele, Matt Goukas (Sun Sports/Fox Sports Florida)

Overall Record..... 38-43
 Home Record..... 21-19
 MSG IV Record..... 21-19
 Road Record..... 17-24
 Amway Center Record..... 17-24
 Neutral Record..... 0-0

Knicks High Points..... 39, John Starks, Jan. 4, 1994
 Magic High Points..... 41, Shaquille O'Neal, Feb. 28, 1995
 41, Shaquille O'Neal, Feb. 5, 1995
 41, Shaquille O'Neal, Nov. 10, 1994

Knicks Team High Points..... 128, Nov. 7, 1991
 Magic Team High Points..... 125, Dec. 2, 1994

Overall Streak..... Lost 3
 Last Win..... Apr. 10, 2009
 Last Loss..... Apr. 9, 2010

Home Streak..... Lost 3
 Last Win..... Apr. 6, 2008
 Last Loss..... Nov. 29, 2009

Road Streak..... Lost 2
 Last Win..... Apr. 10, 2009
 Last Loss..... Apr. 9, 2010

2009-10 Results

Nov. 29..... at MSG..... L..... 102-114
 Dec. 2..... at ORL..... L..... 104-118
 Apr. 9..... at ORL..... L..... 103-118

2010-11 Schedule

Nov. 2..... at MSG..... 7:30 p.m.
 Dec. 30..... at ORL..... 7:00 p.m.
 Mar. 1..... at ORL..... 7:00 p.m.
 Mar. 23..... at MSG..... 8:00 p.m.

2009-10 Magic vs. Knicks

Player	G	GS	Min	FG	FGA	Pct.	3P	3PA	Pct.	FT	FTA	Pct.	Off	Def	Reb	Ast	PF	Dq	Stl	TO	Blk	Pts	Avg
Howard	3	3	105	25	30	.833	0	0	---	18	33	.545	15	24	39	5	8	0	3	6	3	68	22.7
Carter	3	3	101	22	53	.415	6	23	.261	8	15	.533	1	5	6	13	5	0	5	3	0	58	19.3
Lewis	3	3	89	17	28	.607	11	17	.647	8	8	1.000	2	20	22	7	9	0	3	4	2	53	17.7
Nelson	1	1	29	5	10	.500	3	4	.750	0	0	---	1	1	2	5	1	0	0	2	0	13	13.0
Anderson	3	0	52	15	28	.536	5	15	.333	2	2	1.000	10	4	14	7	5	0	4	3	2	37	12.3
Pietrus	3	2	66	13	25	.520	8	16	.500	0	2	.000	2	11	13	2	6	0	3	1	2	34	11.3
Redick	3	0	47	10	17	.588	2	8	.250	5	8	.625	0	2	2	2	2	0	0	3	0	27	9.0
Bass	2	0	21	7	12	.583	0	0	---	3	6	.500	2	1	3	0	4	0	1	3	0	17	8.5
Barnes	3	1	69	9	18	.500	2	9	.222	2	3	.667	1	12	13	5	7	0	2	3	2	22	7.3
Williams	3	2	84	6	18	.333	1	6	.167	0	0	---	1	6	7	18	1	0	4	2	0	13	4.3
A. Johnson	2	0	33	2	5	.400	0	2	.000	0	0	---	1	6	7	6	2	0	0	1	0	4	2.0
Gortat	3	0	24	1	1	1.000	0	0	---	2	2	1.000	1	3	4	0	5	0	0	4	0	4	1.3
Magic	3	720	132	245	.539	38	100	.380	48	79	.608	37	95	132	70	55	0	25	37	11	350	116.7	
Knicks	3	720	116	241	.481	35	80	.438	42	56	.750	25	83	108	57	69	1	21	40	5	309	103.0	

2009-10 Knicks vs. Magic

Player	G	GS	Min	FG	FGA	Pct.	3P	3PA	Pct.	FT	FTA	Pct.	Off	Def	Reb	Ast	PF	Dq	Stl	TO	Blk	Pts	Avg
Robinson	1	0	27	11	17	.647	2	5	.400	0	0	---	0	2	2	3	3	0	0	2	0	24	24.0
Gallinari	3	3	117	17	38	.447	11	20	.550	18	21	.857	4	13	17	6	9	0	6	3	2	63	21.0
Chandler	2	2	75	16	33	.485	3	9	.333	4	5	.800	3	6	9	4	8	1	1	2	0	39	19.5
Douglas	2	0	50	11	21	.524	4	11	.364	3	6	.500	1	2	3	3	7	0	3	0	0	29	14.5
Lee	3	3	93	18	35	.514	0	0	---	4	7	.571	6	19	25	6	12	0	1	3	0	40	13.3
Harrington	2	0	44	9	20	.450	1	5	.200	4	4	1.000	3	5	8	0	6	0	2	4	0	23	11.5
Duhon	3	3	86	13	18	.722	6	9	.667	0	0	---	1	8	9	16	6	0	2	10	0	32	10.7
Walker (Tot)	1	0	30	4	7	.571	2	4	.500	0	0	---	0	4	4	1	0	0	1	0	0	10	10.0
Walker (NYK)	1	0	30	4	7	.571	2	4	.500	0	0	---	0	4	4	1	0	0	1	0	0	10	10.0
Barron	1	1	33	3	7	.429	0	0	---	2	4	.500	3	9	12	1	5	0	0	1	2	8	8.0
Rodriguez (Tot)	3	0	40	7	11	.636	3	4	.750	5	7	.714	0	0	0	10	1	0	4	5	0	22	7.3
Rodriguez (NYK)	1	0	24	4	6	.667	2	2	1.000	3	4	.750	0	0	0	3	1	0	1	1	0	13	13.0
House (Tot)	4	0	66	9	24	.375	4	14	.286	3	3	1.000	0	6	6	5	4	0	2	2	0	25	6.3
Hughes	2	2	56	3	18	.167	1	6	.167	4	4	1.000	0	9	9	5	0	0	1	5	0	11	5.5
McGrady (Tot)	2	1	29	3	10	.300	2	6	.333	0	0	---	0	1	1	5	2	0	0	3	0	8	4.0
McGrady (NYK)	1	1	22	2	6	.333	2	6	.333	0	0	---	0	1	1	4	1	0	0	3	0	6	6.0
Landry	1	0	14	1	5	.200	1	1	1.000	0	0	---	0	0	0	0	1	0	1	0	1	3	3.0
Giddens (Tot)	1	0	4	1	4	.250	0	1	.000	0	0	---	1	0	1	1	0	0	0	1	0	2	2.0
Giddens (NYK)	1	0	4	1	4	.250	0	1	.000	0	0	---	1	0	1	1	0	0	0	1	0	2	2.0
Hill	1	0	10	1	2	.500	0	0	---	0	0	---	1	2	3	2	3	0	1	1	0	2	2.0
Jeffries	2	0	36	2	4	.500	0	1	.000	0	1	.000	2	3	5	2	7	0	1	4	0	4	2.0
Knicks	3	720	116	241	.481	35	80	.438	42	56	.750	25	83	108	57	69	1	21	40	5	309	103.0	
Magic	3	720	132	245	.539	38	100	.380	48	79	.608	37	95	132	70	55	0	25	37	11	350	116.7	

Magic Assistant Coach Patrick Ewing (No. 33) was a member of the Knicks from 1985 through 2000

President & General Manager..... Ed Stefanski
 Head Coach..... Doug Collins
 Assistant Coaches..... Michael Curry, Brian James,
 Quin Snyder Aaron McKie
 Head Athletic Trainer..... Kevin Johnson
 Director of Public Relations..... Michael Preston
 Public Relations Coordinator..... Sean McCloskey
 Home Court..... Wells Fargo Center (20,318)
 Radio..... Tom McGinnis (WIP 610 AM)
 Television..... Marc Zumoff, Ed Pinckney (Comcast SportsNet)

Overall Record..... 182-236
 Home Record..... 111-86
 MSG IV Record..... 66-44
 Road Record..... 59-134
 Wells Fargo Center Record..... 10-19
 Neutral Record..... 12-16

Knicks High Points..... 57, Richie Guerin, Dec. 11, 1959
 76ers High Points..... 50, Wilt Chamberlain, Jan. 2, 1966

Knicks Team High Points..... 152, Dec. 11, 1959
 76ers Team High Points..... 162, Dec. 25, 1960

Overall Streak..... Won 3
 Last Win..... Mar. 19, 2010
 Last Loss..... Oct. 31, 2009

Home Streak..... Won 1
 Last Win..... Mar. 19, 2010
 Last Loss..... Oct. 31, 2009

Road Streak..... Won 2
 Last Win..... Mar. 15, 2010
 Last Loss..... Jan. 24, 2009

2009-10 Results

Oct. 31..... at MSG..... L..... 127-141*
 Jan. 13..... at PHI..... W..... 93-92
 Mar. 15..... at PHI..... W..... 94-84
 Mar. 19..... at MSG..... W..... 92-88

2010-11 Schedule

Nov. 7..... at MSG..... noon
 Feb. 4..... at PHI..... 7:00 p.m.
 Feb. 6..... at MSG..... noon
 Apr. 6..... at PHI..... 7:00 p.m.

2009-10 76ers vs. Knicks

Player	G	GS	Min	FG	FGA	Pct.	3P	3PA	Pct.	FT	FTA	Pct.	Off	Def	Reb	Ast	PF	Dq	Stl	TO	Blk	Pts	Avg
Igoudala	4	4	172	26	72	.361	2	20	.100	13	21	.619	7	33	40	20	7	0	7	9	1	67	16.8
Iverson (Tot)	1	1	34	8	14	.571	0	0	---	0	0	---	0	1	1	5	0	0	0	1	0	16	16.0
Iverson (PHI)	1	1	34	8	14	.571	0	0	---	0	0	---	0	1	1	5	0	0	0	1	0	16	16.0
Williams	3	2	88	14	25	.560	1	1	.000	18	21	.857	1	13	14	5	0	2	4	0	0	46	15.3
Young	3	3	105	14	35	.400	1	3	.333	13	15	.867	5	8	13	6	8	0	4	6	0	42	14.0
Holiday	3	2	100	16	31	.516	6	13	.462	3	4	.750	6	14	20	10	11	0	5	7	1	41	13.7
Brand	4	3	114	20	45	.444	0	0	---	7	9	.778	8	10	18	4	10	0	4	9	4	47	11.8
Speights	3	0	44	11	16	.688	0	0	---	9	13	.692	6	11	17	2	3	0	0	4	2	31	10.3
Green	4	1	88	13	30	.433	3	6	.500	5	7	.714	1	8	9	7	7	0					

PHOENIX SUNS

201 East Jefferson Street - Phoenix, AZ 85004 - (602) 379-7900



President of Basketball Operations..... Lon Babby
 Head Coach..... Alvin Gentry
 Assistant Coaches..... Bill Cartwright, Dan Majerle,
 Igor Kokoskov, Noel Gillespie
 Head Athletic Trainer..... Aaron Nelson
 Vice President, Basketball Communications..... Julie Fie
 Managers, Basketball Communications..... DC Headley, Vince Kozar
 Assistant to VP of Basketball Communications..... Sherry Reed
 Home Court..... US Airways Center (18,422)
 Radio..... Al McCoy, Tim Kempton (KTAR 620 AM);
 Ivan Valenzuela, Arturo Ochoa (KSUN 1400 AM)
 Television..... Tom Leander, Gary Bender, Eddie Johnson,
 Scott Williams (FSN Arizona, My45)

Overall Record..... 56-55
 Home Record..... 36-18
 MSG IV Record..... 36-18
 Road Record..... 18-37
 US Airways Center Record..... 4-14
 Neutral Record..... 2-0

Knicks High Points..... 43, Walt Frazier, Jan. 11, 1975
 Suns High Points..... 43, Stephon Marbury, Feb. 14, 2003

Knicks Team High Points..... 140, Jan. 2, 2006***
 Suns Team High Points..... 140, Oct. 21, 1969
 Last Loss..... 134, Jan. 19, 1978

Overall Streak..... Lost 1
 Last Win..... Dec. 1, 2009
 Last Loss..... Mar. 26, 2010

Home Streak..... Won 2
 Last Win..... Dec. 1, 2009
 Last Loss..... Dec. 2, 2007

Road Streak..... Lost 7
 Last Win..... Feb. 14, 2003
 Last Loss..... Mar. 26, 2010

2009-10 Results

Dec. 1..... at MSG..... W..... 126-99
 Mar. 26..... at PHO..... L..... 96-132

2010-11 Schedule

Jan. 7..... at PHO..... 10:30 p.m.
 Jan. 17..... at MSG..... 1:00 p.m.

2009-10 Suns vs. Knicks

Player	G	GS	Min	FG	FGA	Pct.	3P	3PA	Pct.	FT	FTA	Pct.	Off	Def	Reb	Ast	PF	Dq	Stl	TO	Blk	Pts	Avg
Barbosa	1	0	22	7	12	.583	1	3	.333	3	1,000	0	1	1	2	0	0	0	0	1	2	18	18.0
Stoudemire	2	2	54	7	13	.538	0	0	---	18	21	.857	2	12	14	5	7	0	0	6	1	32	16.0
Richardson	2	2	53	12	24	.500	2	9	.222	5	6	.833	3	7	10	2	3	0	1	2	1	31	15.5
Nash	2	2	59	12	23	.522	2	7	.286	3	1,000	0	8	8	17	2	0	0	0	8	1	29	14.5
Tucker	1	0	12	4	7	.571	1	1,000	5	8	.625	3	0	3	0	0	0	0	1	0	1	14	14.0
Lopez	2	1	34	9	14	.643	0	0	---	3	4	.750	7	5	12	0	3	0	0	1	0	21	10.5
Dudley	2	0	38	7	14	.500	4	8	.500	2	2	1,000	5	10	3	3	0	0	1	0	2	20	10.0
Hill	2	2	51	6	13	.462	0	0	---	4	6	.667	0	9	9	1	4	0	2	1	0	16	8.0
Amundson	2	0	34	6	9	.667	0	0	---	2	4	.500	1	3	4	1	4	0	1	1	0	14	7.0
Clark	2	0	25	6	11	.545	0	0	---	1	2	.500	1	4	5	2	0	0	0	2	0	13	6.5
Frye	2	1	48	5	12	.417	2	4	.500	1	1,000	6	10	16	2	5	0	3	0	0	1	13	6.5
Dragic	2	0	44	3	13	.231	0	6	.000	2	4	.500	0	1	13	4	0	4	6	1	8	4.0	
Collins	1	0	6	1	2	.500	0	0	---	1	2	3	0	0	0	0	0	0	0	0	0	2	2.0
Suns	2	480	85	167	509	.439	12	38	.316	49	64	.766	29	67	96	48	36	0	11	31	6	231	115.5
Knicks	2	480	83	189	439	.26	61	426	.30	43	.698	34	54	88	51	45	0	20	28	10	222	111.0	

2009-10 Knicks vs. Suns

Player	G	GS	Min	FG	FGA	Pct.	3P	3PA	Pct.	FT	FTA	Pct.	Off	Def	Reb	Ast	PF	Dq	Stl	TO	Blk	Pts	Avg
Harrington	2	0	58	17	33	.515	6	11	.545	6	9	.667	4	9	13	3	6	0	2	4	1	46	23.0
Lee	2	2	70	17	29	.586	0	0	---	11	15	.733	11	10	21	4	8	0	6	5	0	45	22.5
Gallinari	2	2	73	17	36	.472	7	18	.389	2	3	.667	1	12	13	4	2	0	3	1	4	43	21.5
Chandler	1	1	29	4	11	.364	2	3	.667	4	4	1,000	4	2	6	0	4	0	1	2	0	14	14.0
Hughes	1	1	35	4	11	.364	1	4	.250	2	2	1,000	0	6	6	12	3	0	4	2	0	11	11.0
Jeffries	1	0	26	4	6	.667	0	0	---	2	4	.500	5	0	4	3	0	1	0	0	4	10	10.0
House (Tot)	3	0	54	10	23	.435	8	13	.615	0	0	---	3	3	6	0	4	0	1	4	0	28	9.3
House (NYK)	1	0	21	3	7	.429	3	5	.600	0	0	---	2	2	4	0	0	0	3	0	0	9	9.0
Rodriguez (Tot)	3	0	51	10	17	.588	1	4	.250	5	8	.625	1	2	3	9	6	0	4	6	1	26	8.7
Rodriguez (NYK)	1	0	10	2	3	.667	0	0	---	0	0	---	0	0	0	3	0	0	1	0	0	4	4.0
Douglas	2	1	46	4	14	.286	3	7	.429	0	0	---	2	1	3	6	7	0	1	3	0	11	5.5
Duhon	1	1	26	2	8	.250	1	4	.250	0	1	1,000	1	2	5	2	0	1	1	0	5	5.0	
McGrady (Tot)	1	1	29	2	11	.182	0	0	---	1	1	1,000	3	5	8	5	1	0	0	1	0	5	5.0
McGrady (NYK)	1	1	29	2	11	.182	0	0	---	1	1	1,000	3	5	8	5	1	0	0	1	0	5	5.0
Walker (Tot)	2	1	27	3	8	.375	2	5	.400	2	4	.500	0	1	1	2	6	0	0	1	0	10	5.0
Walker (NYK)	1	1	24	3	8	.375	2	5	.400	2	4	.500	0	0	0	2	5	0	0	1	0	10	10.0
Hill	1	0	6	2	7	.286	0	0	---	0	0	---	1	2	3	2	0	0	0	1	0	4	4.0
Landry	1	0	5	1	1	1,000	1	1	1,000	0	0	---	0	0	0	0	0	0	0	1	0	3	3.0
Giddens (Tot)	3	0	19	3	5	.600	0	1	1,000	0	0	---	1	5	6	0	0	0	0	0	0	6	2.0
Giddens (NYK)	1	0	11	1	2	.500	0	1	1,000	0	0	---	0	3	3	0	0	0	0	0	0	2	2.0
Robinson	1	0	11	0	2	.000	0	2	.000	0	0	---	0	1	1	2	2	0	0	1	0	0	0.0
Knicks	2	480	83	189	439	.26	61	426	.30	43	.698	34	54	88	51	45	0	20	28	10	222	111.0	
Suns	2	480	85	167	509	.439	12	38	.316	49	64	.766	29	67	96	48	36	0	11	31	6	231	115.5

Suns Assistant Coach Bill Cartwright (No. 25) was a member of the Knicks from 1979 through 1988



PORTLAND TRAILBLAZERS

One Center Court - Suite 200 - Portland, OR 97227 - (503) 234-9291

General Manager, Head Coach..... Nate McMillan
 Assistant Coaches..... Dean Demopoulos, Maurice Lucas, Joe Prunty,
 Bernie Bickerstaff, Bob Ociepka, Buck Williams
 Head Athletic Trainer..... Jay Jensen
 Vice President of Communications..... Cheri Hanson
 Director of Sports Communications..... Jim Taylor
 Sports Communications Manager..... Collin Romer
 Home Court..... The Rose Garden (19,980)
 Radio..... Brian Wheeler, Antonio Harvey (95.5 FM)
 Television..... Mike Barrett, Mike Rice (KGW 8, Comcast SportsNet)

Overall Record..... 43-53
 Home Record..... 31-17
 MSG IV Record..... 31-17
 Road Record..... 12-36
 The Rose Garden Record..... 4-10
 Neutral Record..... 0-0

Knicks High Points..... 45, Nate Robinson, Mar. 8, 2008*
 Trail Blazers High Points..... 48, Clyde Drexler, Jan. 22, 1989

Knicks Team High Points..... 139, Dec. 8, 1970
 Trail Blazers Team High Points..... 141, Nov. 15, 1990

Overall Streak..... Lost 1
 Last Win..... Dec. 7, 2009
 Last Loss..... Mar. 31, 2010

Home Streak..... Won 1
 Last Win..... Dec. 7, 2009
 Last Loss..... Dec. 2, 2008

Road Streak..... Lost 3
 Last Win..... Jan. 3, 2007
 Last Loss..... Mar. 31, 2010

2009-10 Results

Dec. 7..... at MSG..... W..... 93-84
 Mar. 31..... at POR..... L..... 90-118

2010-11 Schedule

Oct. 30..... at MSG..... 7:30 p.m.
 Jan. 11..... at POR..... 10:00 p.m.

2009-10 Trailblazers vs. Knicks

Player	G	GS	Min	FG	FGA	Pct.	3P	3PA	Pct.	FT	FTA	Pct.	Off	Def	Reb	Ast	PF	Dq	Stl	TO	Blk	Pts	Avg
Roy	2	2	68	16	31	.516	0	5	.000	11	12	.917	4	7	11	4	5	0	4	6	0	43	21.5
Aldridge	2	2	72	17	27	.630	0	0	---	6	8	.750	4	12	16	7	7	0	2	1	2	40	20.0
Batum	1	1	22	7	13	.538	3	7	.429	3	3	1,000	2	3	5	0	1	0	1	0	0	20	20.0
Bayless	2	0	40	7	11	.636	0	1	.000	6	7	.857	1	4	5	9	4	0	3	3	0	20	10.0
Blake	1	1	38	4	8	.500	0	1	.000	1	2	.500	0	5	5	4	3	0	2	2	0	9	9.0
Webster	2	1	43	7	19	.368	3	8	.375	0	0	---	0	5	5	0	4	0	2	1	2	17	8.5
Camby (Tot)	2	2	63	7	14	.500	0	0	---	1	2	.500	8	15	23	5	5	0	3	2	4	15	7.5
Camby (POR)	1	1	26	4	9	.444	0	0	---	1	2	.500	4	6	10	2	3	0	1	1	0	9	9.0
Howard	2	0	27	4	11	.364	0	0	---	4	4	1,000	3	4	7	1	3	0	2	1	0		

SACRAMENTO KINGS

One Sports Parkway - Sacramento, CA 95834 (916) 455-4647



President, Basketball Operations..... Geoff Petrie
 Head Coach..... Paul Westphal
 Assistant Coaches..... Jim Eyen, Mario Elie, Truck Robinson,
 Shareef Abdur-Rahim, Pete Carril, Otis Hughley
 Head Athletic Trainer..... Pete Youngman
 VP of Media Relations/Basketball Operations..... Troy Hanson
 Executive Dir. of Media Relations/Basketball Operations..... Darrin May
 Manager, Basketball Information..... Darryl Arata
 Manager, Media Relations/Web Content..... Devin Blankenship
 Media Relations Coordinator..... Chris Clark
 Home Court..... ARCO Arena (17,317)
 Radio..... Gary Gerould (KHTK 1140 AM)
 Television..... Grant Napear, Jerry Reynolds, Jim Gray, Bill Walton
 (Comcast SportsNet)

Overall Record..... 136-146
 Home Record..... 74-53
 MSG IV Record..... 40-17
 Road Record..... 47-77
 ARCO Arena II Record..... 8-14
 Neutral Record..... 15-16

Knicks High Points..... 43, Latrel Sprewell, Mar. 14, 2002
 Kings High Points..... 52, Nate Archibald, Jan. 9, 1973*

Knicks Team High Points..... 147, Jan. 1, 1966
 Kings Team High Points..... 149, Mar. 5, 1966*

Overall Streak..... Lost 3
 Last Win..... Dec. 13, 2008
 Last Loss..... Feb. 9, 2010

Home Streak..... Lost 3
 Last Win..... Jan. 15, 2007
 Last Loss..... Feb. 9, 2010

Road Streak..... Lost 1
 Last Win..... Dec. 13, 2008
 Last Loss..... Nov. 25, 2009

2009-10 Results

Nov. 25..... at SAC..... L..... 97-111
 Feb. 9..... at MSG..... L..... 114-118*

2010-11 Schedule

Nov. 17..... at SAC..... 10:00 p.m.
 Jan. 14..... at MSG..... 7:30 p.m.

NBA

2009-10 Kings vs. Knicks

Player	G	GS	Min	FG	FGA	Pct.	3P	3PA	Pct.	FT	FTA	Pct.	Off	Def	Reb	Ast	PF	Dq	Stl	TO	Blk	Pts	Avg
Greene	2	2	75	18	25	.720	10	12	.833	2	4	.500	2	10	12	8	8	0	2	7	6	48	24.0
Evans	2	2	85	19	45	.422	0	4	.000	8	11	.727	4	17	21	13	6	0	3	7	0	46	23.0
Martin	1	0	31	7	13	.538	1	2	.500	2	4	.500	3	1	4	1	1	0	1	2	0	17	17.0
Casspi	2	1	65	11	26	.423	2	11	.182	5	7	.714	2	10	12	4	4	0	2	0	0	29	14.5
Thompson	2	1	59	9	18	.500	0	---	4	4	1.000	7	12	19	2	9	0	2	4	2	2	22	11.0
Nocioni	2	1	44	6	17	.353	3	10	.300	4	4	1.000	0	9	9	4	3	0	0	2	0	19	9.5
Rodriguez	2	0	40	5	14	.357	2	5	.400	6	9	.667	1	4	5	6	5	0	2	7	0	18	9.0
Hawes	2	2	24	7	10	.700	1	1	1.000	1	1	1.000	1	3	4	2	1	0	0	1	0	16	8.0
Brockman	2	0	42	4	9	.444	0	---	0	0	---	9	6	15	2	6	0	1	1	0	0	8	4.0
Udrih	1	1	6	2	4	.500	0	---	0	0	---	0	0	0	0	0	0	0	0	0	0	4	4.0
Udoka	2	0	33	0	4	.000	0	1	.000	2	2	1.000	3	5	8	1	3	0	2	2	0	2	1.0
Armstrong (Tot)	1	0	15	0	2	.000	0	---	0	0	---	0	2	2	2	2	0	0	0	0	1	0	0.0
Kings	2	505	88	185	.476	19	46	.413	34	46	.739	32	77	109	43	46	0	15	34	8	229	114.5	
Knicks	2	505	77	185	.416	17	68	.250	40	51	.784	26	56	82	45	40	0	17	27	7	211	105.5	

2009-10 Knicks vs. Kings

Player	G	GS	Min	FG	FGA	Pct.	3P	3PA	Pct.	FT	FTA	Pct.	Off	Def	Reb	Ast	PF	Dq	Stl	TO	Blk	Pts	Avg
Lee	2	2	80	19	33	.576	0	---	8	8	1.000	7	15	22	6	4	0	3	4	1	4	46	23.0
Chandler	2	2	65	16	29	.552	0	4	.000	7	8	.875	3	4	7	1	2	0	2	2	2	39	19.5
Robinson	2	0	63	14	31	.452	5	14	.357	3	3	1.000	1	1	2	9	8	0	2	6	0	36	18.0
Harrington	2	0	67	12	32	.375	5	13	.385	5	9	.556	5	6	11	9	7	0	1	4	0	34	17.0
Gallinari	2	2	61	5	14	.357	3	11	.273	4	7	.571	0	13	13	2	6	0	2	4	0	17	8.5
Jeffries	2	1	57	4	12	.333	2	5	.400	5	5	1.000	7	6	13	3	5	0	2	3	2	15	7.5
Duhon	2	2	66	4	18	.222	1	13	.077	5	7	.714	0	4	4	11	1	0	2	1	0	14	7.0
Hughes	1	1	13	1	5	.200	0	2	.000	2	2	1.000	0	2	2	2	1	0	1	1	0	4	4.0
Landry	1	0	3	1	2	.500	1	2	.500	0	0	---	0	1	1	0	0	0	0	0	0	3	3.0
Douglas	1	0	16	1	6	.167	0	4	.000	0	0	---	2	0	2	2	3	0	1	1	0	2	2.0
Hill	2	0	15	0	3	.000	0	---	1	2	.500	1	4	5	0	3	0	1	1	2	1	0	0.5
Knicks	2	505	77	185	.416	17	68	.250	40	51	.784	26	56	82	45	40	0	15	34	8	211	105.5	
Kings	2	505	88	185	.476	19	46	.413	34	46	.739	32	77	109	43	46	0	17	27	7	211	105.5	

Kings Head Coach Paul Westphal (No. 44) was a member of the Knicks from 1982 through 1983



SAN ANTONIO SPURS

One AT&T Center - San Antonio, TX 78219 (210) 444-5000

President of Spurs Basketball/Head Coach..... Gregg Popovich
 Assistant Coaches..... Mike Budenholzer, Don Newman, Brett Brown,
 Chip Engelland, Chad Forcier, Jacques Vaughn
 Head Athletic Trainer..... Will Schoening
 Director of Media Services..... Tom James
 Senior Media Services Coordinator..... Kris Davis
 Home Court..... AT&T Center (18,581)
 Radio..... Bill Schoening (WOAI 1200 AM); Paul Castro
 (KCOR 1350 AM Spanish)
 Television..... Bill Land, Sean Elliott, Andrew Monaco
 (KENS 5, KMYS 35, Fox Sports Southwest)

Overall Record..... 33-43
 Home Record..... 24-14
 MSG IV Record..... 24-14
 Road Record..... 9-29
 AT&T Center Record..... 1-7
 Neutral Record..... 0-0

Knicks High Points..... 50, Bernard King, Jan. 31, 1984
 Spurs High Points..... 45, David Robinson, Dec. 10, 1995**

Knicks Team High Points..... 138, Feb. 28, 1978
 Spurs Team High Points..... 139, Dec. 13, 1978

Overall Streak..... Lost 2
 Last Win..... Feb. 17, 2009
 Last Loss..... Mar. 10, 2010

Home Streak..... Lost 1
 Last Win..... Feb. 17, 2009
 Last Loss..... Dec. 27, 2009

Road Streak..... Lost 7
 Last Win..... Mar. 18, 2003
 Last Loss..... Mar. 10, 2010

2009-10 Results

Dec. 27..... at MSG..... L..... 88-95
 Mar. 10..... at SAS..... L..... 87-97

2010-11 Schedule

Jan. 4..... at MSG..... 7:30 p.m.
 Jan. 21..... at SAS..... 8:30 p.m.

NBA

2009-10 Spurs vs. Knicks

Player	G	GS	Min	FG	FGA	Pct.	3P	3PA	Pct.	FT	FTA	Pct.	Off	Def	Reb	Ast	PF	Dq	Stl	TO	Blk	Pts	Avg
Ginobili	2	1	63	16	32	.500	4	12	.333	9	11	.818	4	6	10	8	4	0	3	3	0	45	22.5
Parker	1	1	31	10	17	.588	0	---	2	3	.667	0	3	3	3	0	0	0	2	1	2	22	22.0
Duncan	2	2	65	14	28	.500	1	1	1.000	2	4	.500	5	11	16	5	6	0	0	7	1	31	15.5
Hill	2	1	65	9	17	.529	1	1	1.000	3	3	1.000	1	6	7	5	3	0	1	1	0	22	11.0
McDyess	2	1	43	6	11	.545	0	---	4	4	1.000	4	13	17	5	3	0	3	2	1	0	16	8.0
Bogans	2	2	50	5	14	.357	3	10	.300	2	2	1.000	2	7	9	4	4	0	0	1	0	15	7.5
Blair	2	1	53	7	16	.438	0	1	.000	0	2	.000	7	8	15	2	7	0	2	6	2	14	7.0
Bonner	1	0	16	1	4	.250	1	2	.500	3	3	1.000	0	1	1	0	2	0	1	0	0	6	6.0
Mason	2	0	44	4	12	.333	1	6	.167	0	0	---	0	5	5	6	2	0	1	1	0	9	4.5
Hairston	1	0	12	2	2	1.000	0	0	---	0	0	---	1	2	3	0	1	0	0	0	1	4	4.0
Jefferson	2	1	39	3	8	.375	1	1	1.000	1	2	.500	0	9	9	4	6	0	2	3	3	8	4.0
Spurs	2	480	77	161	.478	12	34	.353	26	34	.765	24	71	95	42	38	0	13	32	9	192	96.0	
Knicks	2	480	65	154	.422	4	33	.121	41	52	.788	10	56	66	39	35	0	18	21	7	175	87.5	

2009-10 Knicks vs. Spurs

Player	G	GS	Min	FG	FGA	Pct.	3P	3PA	Pct.	FT	FTA	Pct.	Off	Def	Reb	Ast	PF	Dq	Stl	TO	Blk	Pts	Avg
Lee	2	2	75	19	30	.633	0	0	---	11	12	.917	2	18	20	5	6	0	4	7	1	49	24.5
Harrington	2	0	60	11	27	.407	2	11	.182	10	11	.909	0	6	6	1	6	0	4	3	0	34	17.0
Gallinari	2	2	75	10	26	.385	1	9	.111	12	18	.667	2	6	8	3	7	0	2	3	2	33	16.5
Chandler	2	2	75	12																			

TORONTO RAPTORS

Air Canada Centre • 50 Bay Street • Toronto, ON M5J 2X2 • (416) 815-5600



President and GM Bryan Colangelo
 Head Coach P.J. Carlesimo, Alex English, Mitch Nori,
 Assistant Coaches P.J. Carlesimo, Alex English, Mitch Nori,
 Scott Roth, Eric Hughes, Alvin Williams, Francesco Cuzzolin
 Head Athletic Trainer Scott McCullough
 Director, Media Relations Jim LaBumbar
 Coordinators, Media Relations Roven Yau, Phil Summers
 Home Court Air Canada Centre (19,800)
 Radio Paul Jones, Eric Smith (The FAN 590 AM)
 Television Matt Devlin, Jack Armstrong, Leo Rautins (TSN, TSN2,
 Sportsnet, Sportsnet One)

Overall Record 28-29
 Home Record 18-11
 MSG IV Record 18-11
 Road Record 10-18
 Air Canada Centre Record 4-18
 Neutral Record 0-0

Knicks High Points 43, Jamal Crawford, Feb. 22, 2008
 Raptors High Points 40, Chris Bosh, Jan. 11, 2008
 40, Vince Carter, Mar. 26, 2004

Knicks Team High Points 139, Apr. 6, 1996
 Raptors Team High Points 131, Apr. 14, 2010

Overall Streak Lost 4
 Last Win Apr. 5, 2009
 Last Loss Apr. 14, 2010

Home Streak Lost 3
 Last Win Feb. 20, 2009
 Last Loss Jan. 28, 2010

Road Streak Lost 2
 Last Win Apr. 5, 2009
 Last Loss Apr. 14, 2010

2009-10 Results

Jan. 15 at MSG L 104-112
 Jan. 28 at MSG L 104-106
 Mar. 5 at TOR L 96-102
 Apr. 14 at TOR L 113-131

2010-11 Schedule

Oct. 27 at TOR 7:00 p.m.
 Dec. 5 at TOR 1:00 p.m.
 Dec. 8 at MSG 7:30 p.m.
 Apr. 5 at MSG 7:30 p.m.

2009-10 Raptors vs. Knicks

Player	G	GS	Min	FG	FGA	Pct.	3P	3PA	Pct.	FT	FTA	Pct.	Off	Def	Reb	Ast	PF	Dq	Stl	TO	Blk	Pts	Avg
Bosh	2	2	73	17	34	.500	0	0	0.000	11	14	.786	3	16	19	1	5	0	1	8	1	45	22.5
DeRozan	3	2	92	18	27	.667	0	0	0.000	17	22	.773	0	12	13	6	10	0	2	2	4	53	17.7
Calderon	4	1	100	28	45	.622	5	8	.625	3	3	1.000	0	9	9	21	4	0	3	4	0	64	16.0
Bargnani	4	4	140	23	52	.442	8	16	.500	5	9	.556	1	22	23	9	11	0	2	6	7	59	14.8
Turkoglu	4	4	112	16	33	.485	8	19	.421	16	23	.696	3	27	30	14	11	0	5	6	2	56	14.0
Weems	4	2	104	24	37	.649	0	0	0.000	2	2	1.000	5	15	20	8	6	0	5	5	1	50	12.5
Johnson	4	2	112	21	34	.618	0	0	0.000	4	6	.667	10	16	26	4	13	1	2	6	5	46	11.5
Jack	4	3	109	16	32	.500	2	10	.200	7	9	.778	3	11	14	10	7	0	4	8	0	41	10.3
Belinelli	2	0	36	5	11	.455	3	5	.600	1	2	.500	0	3	3	3	3	0	0	2	0	14	7.0
Wright	3	0	70	8	17	.471	4	9	.444	0	0	0.000	2	7	9	1	4	0	1	3	1	20	6.7
Nesterovic	3	0	7	1	2	.500	0	0	0.000	1	2	.500	1	0	1	2	2	0	0	2	0	3	1.0
Evans	1	0	5	0	1	.000	0	0	0.000	0	0	0.000	0	0	0	0	0	0	0	0	0	0	0.0
Raptors	4	4	960	177	325	.545	30	69	.435	67	93	.720	29	138	167	79	76	1	25	52	18	451	112.8
Knicks	4	4	960	154	343	.449	36	101	.356	73	89	.820	44	118	162	85	75	0	24	56	10	417	104.3

2009-10 Knicks vs. Hawks

Player	G	GS	Min	FG	FGA	Pct.	3P	3PA	Pct.	FT	FTA	Pct.	Off	Def	Reb	Ast	PF	Dq	Stl	TO	Blk	Pts	Avg
Lee	4	4	160	41	75	.547	0	0	0.000	14	17	.824	18	43	61	17	12	0	4	13	3	96	24.0
Harrington	3	1	103	20	50	.400	8	23	.348	13	14	.929	2	16	18	7	12	0	1	4	1	61	20.3
Gallinari	4	4	156	24	59	.407	14	31	.452	17	21	.810	2	14	16	5	10	0	7	5	2	79	19.8
Walker (Tot)	2	2	61	12	23	.522	6	10	.600	6	7	.857	3	8	11	2	6	0	0	1	1	36	18.0
Walker (NYK)	2	2	61	12	23	.522	6	10	.600	6	7	.857	3	8	11	2	6	0	0	1	1	36	18.0
Douglas	1	0	35	5	12	.417	2	5	.400	2	2	1.000	1	1	2	5	0	0	1	2	0	14	14.0
Chandler	3	2	101	18	36	.500	3	3	1.000	5	5	1.000	3	6	9	4	8	0	1	7	2	41	13.7
McGrady (Tot)	1	1	33	5	11	.455	0	3	0.000	3	6	.500	0	6	6	4	4	0	0	6	0	13	13.0
McGrady (NYK)	1	1	33	5	11	.455	0	3	0.000	3	6	.500	0	6	6	4	4	0	0	6	0	13	13.0
Barron	1	1	40	4	10	.400	0	0	0.000	3	4	.750	4	3	7	1	3	0	1	1	0	11	11.0
Robinson	2	0	44	7	21	.333	2	9	.222	3	4	.750	0	2	2	7	1	0	2	2	0	19	9.5
Rodriguez (Tot)	2	0	38	7	12	.583	0	1	0.000	2	2	1.000	3	3	6	8	3	0	0	6	0	16	8.0
Rodriguez (NYK)	2	0	38	7	12	.583	0	1	0.000	2	2	1.000	3	3	6	8	3	0	0	6	0	16	8.0
House (Tot)	4	0	77	9	28	.321	6	21	.286	3	3	1.000	1	4	5	7	6	0	0	0	1	27	6.8
House (NYK)	1	0	18	0	4	.000	0	3	.000	1	1	1.000	0	1	1	1	0	0	0	0	0	1	1.0
Duhon	3	3	95	7	18	.389	3	10	.300	1	2	.500	0	6	6	20	2	0	3	5	0	18	6.0
Jeffries	2	2	50	3	6	.500	1	2	.500	2	2	1.000	4	6	10	2	7	0	3	1	0	9	4.5
Giddens (Tot)	4	1	38	3	6	.500	0	1	0.000	3	4	.750	2	4	6	3	4	0	2	2	1	9	2.3
Giddens (NYK)	1	0	15	1	2	.500	0	1	0.000	1	2	.500	2	2	4	2	2	0	1	0	0	3	3.0
Bender	1	0	5	0	0	0.000	0	0	0.000	0	0	0.000	0	0	0	0	1	0	0	0	0	0	0.0
Hill	1	0	7	0	4	.000	0	0	0.000	0	0	0.000	0	0	1	3	0	0	0	0	0	0	0.0
Knicks	4	4	960	154	343	.449	36	101	.356	73	89	.820	44	118	162	85	75	0	24	56	10	417	104.3
Raptors	4	4	960	177	325	.545	30	69	.435	67	93	.720	29	138	167	79	76	1	25	52	18	451	112.8



UTAH JAZZ

301 West South Temple • Salt Lake City, UT 84101 • (801) 325-2500

EVP of Basketball Operations/General Manager Kevin O'Connor
 Head Coach Jerry Sloan
 Assistant Coaches Scott Layden, Phil Johnson, Tyrone Corbin, Mark McKown

Head Athletic Trainer Gary Briggs
 Vice President, Communications Linda Luchetti
 Director, Communications Jonathan Rinehart
 Manager, Communications Derek Garduno
 Coordinator, Communications Hannah Lee
 Home Court EnergySolutions Arena (19,911)
 Radio David Locke (KFZZ 1320 AM)
 Television Craig Bolerjazz (KJZZ 14, FSN Utah)

Overall Record 40-41
 Home Record 28-12
 MSG IV Record 28-12
 Road Record 12-29
 EnergySolutions Arena Record 5-13
 Neutral Record 0-0

Knicks High Points 46, Spencer Haywood, Oct. 26, 1978
 Jazz High Points 68, Pete Maravich, Feb. 25, 1977

Knicks Team High Points 134, Nov. 1, 1979
 Jazz Team High Points 127, Jan. 28, 1988

Overall Streak Lost 3
 Last Win Nov. 9, 2008
 Last Loss Mar. 29, 2010

Home Streak Lost 1
 Last Win Nov. 9, 2008
 Last Loss Nov. 9, 2009

Road Streak Lost 4
 Last Win Nov. 14, 2005
 Last Loss Mar. 29, 2010

2009-10 Results

Nov. 9 at MSG L 93-95
 Mar. 29 at UTA L 98-103

2010-11 Schedule

Jan. 12 at UTA 9:00 p.m.
 Mar. 7 at MSG 7:30 p.m.

2009-10 Jazz vs. Knicks

Player	G	GS	Min	FG	FGA	Pct.	3P	3PA	Pct.	FT	FTA	Pct.	Off	Def	Reb	Ast	PF	Dq	Stl	TO	Blk	Pts	Avg
Boozer	2	2	76	21	30	.700	0	0	0.000	7	9	.778	3	25	28	2	7	0	1	7	1	49	24.5
Kirilenko	1	1	41	9	16	.563	5	8	.625	0	0	0.000	3	3	6	6	1	0	0	1	1	23	23.0
Okur	2	2	68	13	25	.520	3	6	.500	2	2	1.000	4	14	18	1	7	0	1	4	1	31	15.5
Williams	2	2	80	10	26	.385	5	13	.385	3	5	.600	1	8	9	30	3	0	3	11	0	28	14.0
Brewer	1	1	36	5	13	.385	1	2	.500	1	4	.250	3	2	5	2	3	0	2	1	1	12	12.0
Matthews	2	1	45	7	13	.538	2	4	.500	2	2	1.000	0	4	4	1	3	0	1	4	0	18	9.0
Miles	1	1	32	4	9	.444	1	2	.500	0	0	0.000	1	4	5	4	5	0	2	1	0	9	9.0
Millsap	2	0	48	6	13	.462	0	0	0.000	6	12	.500	4	11	15	3	7	0	0	3	1	18	9.0
Korver	1	0	32	1	9	.111	0</																

HISTORY



THE KNICKERBOCKERS STORY



Ned Irish: The Founding Father

The Beginning

It all began on Jun. 6, 1946, when Madison Square Garden was granted a charter franchise in the newly-formed Basketball Association of America. The legendary Ned Irish, who would eventually be enshrined in the Basketball Hall of Fame in Springfield, was the Knicks' founding father and one of the infant circuit's pioneers.

The newly-christened Knickerbockers debuted on Nov. 1, 1946, edging the Toronto Huskies, 68-66 at famed Maple Leaf Gardens. Former Manhattan College mentor Neil Cohalan was the Knicks' first head coach, while Ossie Schectman, Stan Stutz, Jake Weber, Ralph Kaplowitz and Leo Gotlieb made up the inaugural starting lineup.



From the lens of George Kalinsky

Willis makes his dramatic Finals entrance.

The City's Team. The City Game. More than six decades of heroes and heroics. That's the legacy and tradition of the New York Knickerbockers, a charter member of the National Basketball Association and one of the benchmark franchises of American sports.

It is a history that includes six of the 50 Greatest Players in NBA History – Patrick Ewing, Willis Reed, Walt Frazier, Dave DeBusschere, Earl Monroe and Jerry Lucas...a tradition that embraces four of the 10 Greatest Coaches in League history, led by the legendary Red Holzman...a legacy written across eight trips to the NBA Finals and two World Championships, with the fabled 1970 team cited as one of the 10 Greatest Teams in League annals.

This Nearly Was Mine

New York was playoff-bound in each of its first 10 seasons, nine of those under the leadership of Joe Lapchick, the coaching genius whose 326 career wins helped him carve a niche in the Hall of Fame.

The Knicks made three consecutive trips to the NBA Finals, in 1951, 1952 and 1953. But they would be denied the summit all three times: first by Rochester, and then by the dynastic Minneapolis Lakers in 1952 and 1953.

Carl Braun was the club's premier scorer during those early days, averaging 14.1 points over a career that spanned 12 seasons and five All-Star selections. Braun's teammates included Harry Gallatin, the ferocious rebounder who still holds the club

record of 610 consecutive games played; the great Dick McGuire, who set a playmaking standard

This was Nearly Mine continued...

by leading the club in assists for seven straight seasons (1950-56), popular Ernie Vandeweghe and pioneer pro Nat "Sweetwater" Clifton. The greatness of the early Knicks has been certified with the enshrinements of Gallatin and McGuire into the Hall of Fame, joining Lapchick and Irish.

Lean Years

New York made the playoffs only once in a 10-year span from the late '50s into the '60s, a period in which Iona's Richie Guerin earned a permanent place in Knicks lore with his sensational scoring and hard-nosed play. A six-time All-Star with New York, Guerin was the first Knick to score 50 points in a game when he poured in 57 on Dec. 11, 1959 against Syracuse, just one of 13 40-point performances during his career. Willie Naulls, Ray Felix, Jumpin' Johnny Green and Ken Sears were also major Knick heroes in those days.


The head coaching assignments during that era were handled by Vince Boryla, Fuzzy Levane, Braun, Eddie Donovan, Gallatin and McGuire.

TAKE IT ALL!

Following a decade in the doldrums, the Knicks franchise would ultimately reach its zenith under William "Red" Holzman, the Hall of Fame coach who took over the reins in late 1967, just prior to the team's move from the venerable Old Garden on 49th Street to the gleaming New Garden above Penn Station. As Holzman assumed the helm, the team's "Golden Era" - which would include four 50+ win seasons, three Eastern Conference Championships and, of course, two NBA titles - was launched.

The Knicks climbed to basketball's pinnacle in 1969-70, riding a club record 18-game winning streak and a 60-22 regular season mark to the team's first NBA World Championship. Captain Willis Reed, the League's MVP, will forever be remembered for stepping onto the Garden court in spite of his severely injured leg, to the deafening roar of a capacity crowd... the impetus for a stirring and decisive seventh game triumph in the Finals against the Los Angeles Lakers. With Reed scoring the Knicks' first two baskets and Walt Frazier adding 36 points and 19 assists, New York nailed down its first NBA title with a 113-99 Game Seven win, forever stamping May 8, 1970 as the ultimate red-letter day in team history.

Along with Reed's contributions, the unprecedented success was keyed by fabled teammates such as Frazier, Bill Bradley, Dave DeBusschere and Dick Barnett, along with "Minutemen" Mike Riordan, Cazzie Russell and Dave Stallworth. Smart drafting and shrewd trades by Holzman and general manager Eddie Donovan - especially the fabled December 1968 acquisition of DeBusschere from Detroit - laid the foundation for success.



From the lens of George Kalinsky

Bradley and Reed exalt in '73 title

Holzman's club led the NBA in team defense five times over a six-year span from 1968-69 to 1973-74. The team captured the citizenry of the world's greatest basketball city, selling out the New Garden 26 times in 1969-70 after recording just six regular season sellouts in 22 seasons at the Old Garden.

Earl "The Pearl" Monroe, a Knicks nemesis during his days with the Baltimore Bullets, joined the Knicks in 1971-72 and teamed with Frazier to form one of the greatest backcourts in NBA history. Also acquired to shore up the front line was perennial All-Star Jerry Lucas.

In 1971-72, despite the season-long absence of Reed due to injury, the Knicks won the Eastern Conference title with Playoff wins over Baltimore and Boston. In 1972-73, Reed returned and a veteran Knick squad gutted its way to its second NBA Championship. They outlasted Boston in a classic Eastern Final series and then beat the Lakers in the Finals, becoming the first team in NBA history to defeat two 60-win teams en route to a title.

In tribute to the championship heroes, the retired numbers of Reed, Bradley, Frazier, Barnett, DeBusschere and Monroe hang from the Garden rafters. Reed, Bradley, Frazier, DeBusschere, Monroe and Lucas have all joined Holzman in the Naismith Memorial Basketball Hall of Fame.

Slump, then Surge

New York was a playoff force for nine straight seasons (1966-67 through 1974-75). But then a period of lean times befell the club as the '80s dawned, despite headline performances by Spencer Haywood, Ray Williams, Micheal Ray Richardson and future Hall of Famer Bob McAdoo. Holzman and Reed presided as coach as the Knicks made the Playoffs only twice in a seven-year span from 1976 to 1982.

Two dynamic and unforgettable personalities played the central roles as the Knicks' fortunes turned in the early '80s...head coach and future Hall of Famer Hubie Brown, and scorer extraordinaire Bernard King. In 1984, Brown guided the Knicks to a memorable first-round playoff victory over Detroit. King developed into perhaps the greatest offensive force in club history, becoming the first - and so far the only - Knick ever to lead the NBA in scoring with a 32.9 average in 1984-85.

Jackpot!

On Mother's Day 1985, the Knicks won the rights to Georgetown superstar Patrick Ewing in the first-ever NBA Lottery. It would prove to be a major turning point in the club's history. Ewing authored 15 memorable years in New York, becoming an 11-time All-Star, the all-time club leader in virtually every category and arguably the greatest player to ever wear the orange and blue, a headline performer whose No. 33 would be hoisted to the Garden rafters in 2003. But a crippling 1985 knee injury to King set off a three-year dry spell in which the Knicks would win only 24, 23 and 24 games, missing the Playoffs all three years as Garden attendance plummeted.



George Kalinsky for Madison Square Garden

All-Stars Oakley, Ewing and Starks

Jackpot! continued...

But a decade-plus period in which the Knicks would again reign as one of the game's elite began in 1987-88. Under General Manager Al Bianchi and Head Coach Rick Pitino and buoyed by Rookie of the Year Mark Jackson, the Knicks gained a playoff spot in the season's final game. The next year, with newly-acquired Charles Oakley and Kiki Vandeweghe on board, the Knicks won 52 games (including 26 straight at home) and the Atlantic Division title. In 1989-90, behind an MVP-caliber season by Ewing, the Knicks rose from an 0-2 hole and defeated the arch-rival Celtics in the first playoff round with an emotional Game Five triumph at Boston Garden.

It's All About Soul

Club president Dave Checketts - named on Mar. 1, 1991 - and eventual President and General Manager Ernie Grunfeld then guided the Knicks into an unforgettable era by hiring future Hall of Fame coach Pat Riley and adding the likes of Xavier McDaniel, Rolando Blackman, Anthony Mason, Doc Rivers, Charles Smith and Derek Harper. The Riley Era - 1991-92 through 1994-95 - resulted in an unprecedented four consecutive 50+ win seasons, two Atlantic Division titles, two trips to the Eastern Conference Finals, and a series of electrifying Playoff runs that captivated the entire nation.

In 1992-93, the Knicks rewrote the club record book with a franchise-record-tying 60 wins, a club record 37 home victories and, ultimately, their first appearance in the Eastern Conference Finals in nearly two decades.

Then, keyed by one of the greatest defensive units in NBA history (91.5 points allowed) and All-Star seasons from Ewing, Oakley and John Starks, the 1993-94 Knicks ended the three-year championship reign of the Chicago Bulls with an emotional playoff triumph, then bested Indiana to earn their first Eastern Conference Championship in 21 years, only to be denied the ultimate prize in a seven-game nail-biter NBA Finals series against Houston. A 55-win season in 1994-95 and a heartbreaking seven-game Playoff loss to Indiana was followed soon after by Riley's resignation as head coach.

As a final, fitting postscript to the Riley Era, both Ewing and Riley earned first-ballot election to the Basketball Hall of Fame with the Class of 2008.

Jeff's Time

After seven years as an assistant coach, youthful Jeff Van Gundy succeeded Don Nelson as head coach on Mar. 8, 1996. Following the 1995-96 season, Grunfeld engineered an extensive off-season facelift that put Larry Johnson, Allan Houston, Chris Childs and Buck Williams in Knicks uniforms. The results were a 57-win season in 1996-97, followed by an emotional first-round Playoff triumph over Miami in 1997-98, a season



George Kalinsky for Madison Square Garden

The Big Fella was a member of two NBA Finals teams.

Jeff's Time continued...

marred by a wrist fracture suffered by Ewing that sidelined the All-Star center for the final two-thirds of the regular season.

Electrifying Latrell Sprewell and youthful Marcus Camby came aboard in 1998-99 to help write one of the most memorable chapters in the club's storied history. Following a 27-23 regular season, the Knicks stormed from the East's eighth seed to win the Eastern Conference title with thrilling Playoff triumphs over arch-rivals Miami and Indiana and a decisive four-game sweep of Atlanta, before the ultimate heartbreak of a five-game Finals loss to San Antonio.

In 2000, the Knicks made their second straight march to the East Finals, highlighted by their third straight Playoff triumph over Miami, as Ewing concluded his 15-year, Hall of Fame Knick career. Van Gundy, meanwhile, would ultimately log 248 career wins to become the third-winningest coach in franchise history, behind only the storied duo of Holzman and Lapchick.



MSG Photos

Into The Millennium

Following the end of both the Knicks' string of 14 consecutive Playoff appearances and their decade-long streak of 433 home sellouts, Hall of Famer Isiah Thomas was appointed president, basketball operations on Dec. 22, 2003. Over the next five seasons, Hall of Famers Lenny Wilkens, Larry Brown and ultimately Thomas would coach the Knicks, with Wilkens leading New York to its most recent Playoff berth in 2004. Thomas engineered the acquisitions of Stephon Marbury, Eddy Curry, Jamal Crawford, David Lee, Quentin Richardson, Wilson Chandler, Zach Randolph and Nate Robinson.

Donnie and Mike

A new Knicks era dawned in the spring of 2008, with the naming of New York native Donnie Walsh as president, basketball operations on April 2, and the hiring of Mike D'Antoni as head coach on May 13. Walsh returned to his hometown after two decades in Indiana over which he molded the Pacers into one of the NBA's elite franchises. D'Antoni arrived after leading the Phoenix Suns to four 50+ win seasons and three Pacific Division titles.

In 2008-09, his first year at the helm, D'Antoni engineered a nine-game improvement in the win column for New York, instilling a trademark high-octane attack that enabled the Knicks to finish as the League's fourth-best offensive team. In 2009-10, Lee became the Knicks' first NBA All-Star since 2001, Robinson capped a span in which he won three NBA Slam Dunk Championships, and Italian import Danilo Gallinari emerged as one of the game's deadliest three-point threats.

Meanwhile, Walsh presided over an extensive roster makeover that not only brought the likes of Al Harrington and Tracy McGrady to the Knicks, but also enabled the team to have salary cap flexibility for the first time in more than a decade. Over the summer of 2010, Walsh changed the face of the Knicks by acquiring five-time NBA All-Star Amar'e Stoudemire as well as some of the League's finest young talent in the likes of Raymond Felton, Anthony Randolph, Kelenna Azubuike and Ronny Turiaf.

Under the leadership of Walsh and D'Antoni and with renewed spirit and youth, New York's Team faces the 2010s with the promise of even greater heights.

WHAT IS A KNICKERBOCKER?

LOGO ART

The Name...

The term "Knickerbockers" traces its origin to the Dutch settlers who came to the New World - and especially to what is now New York - in the 1600s. Specifically, it refers to the style of pants the settlers wore...pants that rolled up just below the knee, which became known as "Knickerbockers", or "knickers".

In 1809, legendary author Washington Irving solidified the knickerbocker name in New York lore when he wrote the satiric *A History of New York from the Beginning of the World to the End of the Dutch Dynasty* under the pseudonym Diedrich Knickerbocker. Later known as *Knickerbocker's History of New York*, Irving's book introduced the word "knickerbocker" to signify a New Yorker who could trace his or her ancestry to the original Dutch settlers.

With the publication of Irving's book, the Dutch settler "Knickerbocker" character became synonymous with New York City. The city's most popular symbol of the late 19th and early 20th centuries was "Father Knickerbocker", complete with cotton wig, three-cornered hat, buckled shoes, and, of course, knickered pants.

At the same time, the term "Knickerbocker" became indelibly linked to anything and everything New York...from Jacob Rupert's Knickerbocker Beer to the 1938 Broadway musical *Knickerbocker Holiday* (which starred Walter Huston and featured the haunting "September Song") to famed society gossip columnists Cholly Knickerbocker (the nom de plume used by Maury Paul and Igor Cassini) and Suzy Knickerbocker (Aileen Mehle).

The Knickerbocker name had its first use in the sports world in 1845, when Alexander Cartwright's Manhattan-based baseball team - the first organized team in baseball history - was named the "New York Knickerbockers" or the "Knickerbocker Nine." The Knickerbocker name stayed with the team even after it moved its base of operations to Elysian Fields at Hoboken, NJ in 1846. (The baseball link may have prompted Casey Stengel to joyously exclaim, "It's great to be back as the manager of the Knickerbockers!" when he was named pilot of the newborn Mets in 1961).

Thus, the Knickerbocker name had been an integral part of the New York scene for more than a century when the Basketball Association of America granted a charter franchise to the city in the summer of 1946. As can best be determined, the final decision to call the team the "Knickerbockers" was made by the club's founder, the legendary Ned Irish.

The late Fred Podesta, the longtime Garden executive who passed away in 1999, once recalled, "The name came out of a hat. We were all sitting in the office one day - Irish, (publicity man) Lester Scott and a few others on the staff. We each put a name in the hat, and when we pulled them out, most of them said Knickerbockers, after Father Knickerbocker, the symbol of New York City. It soon was shortened to Knicks."

In keeping with another New York tradition, the team's colors have always (except for the years from 1979-80 through 1982-83) been orange, blue and white...the official colors of New York City.

So now you know.

The Logo...

Including minor color and style alterations, the Knicks have used only three primary logos in their 65-year history:

Father Knick: The original Knicks logo, used from the inaugural 1946-47 season through 1963-64, was that of a smiling Father Knickerbocker dribbling a basketball, the brainchild of famed sports cartoonist Willard Mullin of the *New York World-Telegram*.

Old School Classic: For the 1964-65 season, the Knicks unveiled their "classic roundball" logo, created by artist Bud Freeman of the J.C. Bull advertising agency. It was the logo under which the Knicks won both of their NBA Championships, and, with minor color and style alterations, remained in use through 1991-92, a total of 28 seasons.

Alterations to the "classic roundball" logo included maroon lettering (1980-81 through 1982-83), and the "brown ball" (1983-84 through 1988-89) and "orange ball" (1989-90 through 1991-92) versions that were introduced to more closely conform to standard PMS colors.

During the late '60s and early '70s, the Knicks also used a secondary "ball-in-the-box" logo on game tickets and selected club merchandise.

The Triangle: On Jun. 17, 1992, the Knicks unveiled a unique, updated version of the club logo, featuring three-dimensional, modernized lettering newly framed in a triangle. The new logo was designed by NBA Marketing, an effort headed by creative director Tom O'Grady. For the 1995-96 season, the logo was altered slightly to include the words "New York" at the top. The Triangle logo will be in use for its 19th season in 2010-11.

And More: While the Triangle logo remains the Knicks' primary trademark, the club has used three additional secondary logos in recent years: the Golden Anniversary logo in 1996-97, the "Knicks 2000" millennium logo in 1999-2000, and the circular "NYK Subway Token" logo. First introduced in 1995-96, the "NYK" logo was added to the backs of the players' jerseys in 2002-03, and took on additional nostalgic value with the formal retirement of the subway token by the city's Transportation Authority in spring 2003.



"Father Knickerbocker"
1946-47 through 1963-64



"Classic Roundball"
1964-65 through 1991-92



"Secondary Logo"
Late '60s through early '70s



"The Triangle"
1992-93 through 1994-95



"The Triangle Revised"
1995-96 to present



"50th Anniversary Logo"
1996-97 only



"NYK Subway Token"
1995-96 to present



"Knicks Millennium"
1999-2000 only

HISTORY

HISTORY

RETIRED NUMBERS

RETIRED NUMBERS

HISTORY

HOLZMAN
613



RED HOLZMAN

Retired on
Mar. 10, 1990

Knicks honored their Hall of Fame mentor by "retiring" his number of regular season victories as NY pilot...Winningest coach in club history (613-483) led Knicks to both of their NBA titles (1970 and 1973)...1970 NBA Coach of the Year...Had two separate tenures as Knicks mentor (1967-68 thru 1976-77, and again from 1981-82)...Piloted Knicks to five 50-plus win seasons and three Eastern Conference titles...Retired as the second-winningest coach in NBA history (696 career wins, trailing only Red Auerbach's 938); currently ranks 17th on all-time NBA win list...Member of 1951 Rochester Royals club that beat Knicks in NBA Finals...Earned Hall of Fame honors in 1985...Named one of NBA's All-Time Top 10 Coaches of League's first 50 years...Served as coaching mentor to former Knick Phil Jackson, who would forge Hall of Fame career with record 11 NBA Championships as a head coach...Following coaching career, continued to shape Knicks fortunes as the club's basketball consultant...Knicks mourned the passing of their club patriarch on Nov. 13, 1998.

FRAZIER
10



WALT FRAZIER

Retired on
Dec. 15, 1979

"Clyde"...Stylish, legendary floor general of both Knicks championship teams...Catlike moves and finesse enabled him to set unprecedented defensive standard...Seven-time NBA All-Star (MVP of 1975 Game), four-time All-NBA first team selection and seven-time All-Defensive pick...Named one of 50 Greatest Players of NBA's first half-century...The all-time Knicks leader in assists (4,791), and is second in games (759), minutes (28,995) and total points (14,617)...Helped forge Knicks' first NBA title in '70 with virtuosic performance (36 pts, 19 ast, 12-12 FTA) in Game Seven finale vs. Lakers...Given everlasting "Clyde" moniker by trainer Danny Whelan and late teammate Nate Bowman...Spent last three NBA seasons with Cleveland...Elected to Hall of Fame in 1987...Has served for two decades as Knicks broadcast color analyst.

BARNETT
12



DICK BARNETT

Retired on
Mar. 10, 1990

Author of the unique and unmistakable "question mark" jump shot and backcourt ace for both Knicks title teams...Spent first five NBA seasons with Syracuse and Los Angeles, then was acquired by Knicks for Bob Boozer on Oct. 14, 1965...Averaged 15.6 points in nine Knicks seasons, including 23.1 points per game in 1965-66...1968 NBA All-Star...Averaged 14.9 points for 1970 NBA Champs...Tenth on all-time Knicks list in games (604), seventh in minutes (18,442) and eighth in total points (9,442)...Forever linked to cry of "Fall back, baby!"...Earned doctorate in education from Fordham in 1991...Currently serves as consultant to several pro franchises.

MONROE
15



EARL MONROE

Retired on
Mar. 1, 1986

"The Pearl"...Basketball's consummate showman brought his magic act to the Garden in stunning trade with Bullets, Nov. 10, 1971...Played nine seasons with Knicks (1971-72 through 1979-80) after acquired by Knicks from Baltimore...Averaged 16.2 points as a Knick, including 20.9 points in 1974-75 and 20.7 in 1975-76...Earned long-awaited NBA Championship ring averaging 15.5 points for '73 club, and led Knicks with 23 points in Game Five title clincher vs. Lakers...Averaged 18.8 points for pro career and was fourth-time NBA All-Star (twice with Knicks)...Seventh on all-time Knicks career list with 9,679 points...Enshrined in Basketball Hall of Fame in 1990; Garden Walk of Fame in 1998...Named one of NBA's 50 Greatest Players of League's first half-century...Only Knicks honoree whose number has been retired by two teams (Wizards retired his Bullets No. 10 on Dec. 1, 2007)...Currently president of the New Jersey-based Earl Monroe Group, has worked as Knicks radio color analyst, and is national spokesman for BPH (benign prostatic hyperplasia; enlarged prostate) awareness.

McGUIRE
15




DICK McGUIRE

Retired on
Mar. 14, 1992

"Tricky Dick"...Hall of Famer shaped franchise's destiny over 53 years as player, head coach, assistant coach, chief scout, and in final post as team's senior basketball consultant, touching each of the eight decades of Knicks history from 1940s through 2010s...Synonymous with New York City basketball, Big Apple product set standard for backcourt wizardry in early days of NBA following stellar career at St. John's...Enjoyed eight standout seasons as a Knick, earning five All-Star Game designations and leading Knicks to three straight appearances in NBA Finals (1951-52-53)...Led Knicks in assists for seven straight seasons, and is still third on all-time club list with 2,950 assists...Career 8.0 point-scorer as a Knick...Finished playing career with three years in Detroit...Coached Knicks to 1967 NBA Playoffs, ending seven-year NY playoff dry spell...Piloted 1967-68 Knicks squad that included rookies Walt Frazier, Bill Bradley and Phil Jackson, all future Hall of Famers...Earned long-overdue Hall of Fame enshrinement in 1993; inducted into Garden's Walk of Fame in 2003...With late brother Al, represents only brother combination in Springfield Hall of Fame...Namesake and first winner of Dick McGuire Knicks Legacy Award in 2009...Basketball world mourned his passing at age 84 on Feb. 3, 2010.

REED
19




WILLIS REED

Retired on Oct. 21, 1976

"The Captain"...Backbone of both Knicks championship teams...Ten unforgettable seasons in New York resulted in seven All-Star Game appearances and five All-NBA designations (first or second team)...One of 50 Greatest Players of NBA's first half-century...Made immediate impact in 1964-65 as first Knick ever to be named NBA Rookie of the Year...Central figure in club's rise to greatness...Averaged 21.7 points in 1969-70 championship season, becoming first NBA player to earn "Triple Crown" of awards (MVP of regular season, All-Star Game and Finals)...Climaxed Knicks' road to top with inspiring last-minute appearance prior to '70 Game Seven clincher vs. Lakers...After sitting out virtually all of 1971-72 with injuries, led Knicks to NBA summit again in 1972-73, earning second Finals MVP award...Second on all-time club list in rebounds (8,414), eighth in games played (650) and third in total points (12,183)...First Knick to have uniform number retired...Enshrined into Hall of Fame in 1982...Coached Knicks for a season-and-a-half in late '70s...Enjoyed 16-year front office and coaching career with New Jersey Nets, then returned to Knicks for one season as special basketball advisor...Retired to his native Louisiana in summer 2007 following three years as vice president, basketball operations for the New Orleans-Oklahoma City Hornets.

DeBUSSCHERE
22




DAVE DeBUSSCHERE

Retired on Mar. 24, 1981

Hard-nosed blue collar hero proved to be final piece of Knicks' championship puzzle upon acquisition from Detroit in December '68...Aggressive frontliner earned NBA All-Defensive honors six times with Knicks, and All-Star Game designation in each of his five full seasons with New York...Averaged 14.6 points in his first full Knicks campaign (1969-70), as New York soared to first NBA title...Posted a 16.3 scoring average in second championship season of 1972-73...Seventh on all-time club list in rebounds (4,671)...Averaged 16.1 points for 12-year NBA career that started in Detroit, where he also served as player-coach...Following playing career, served as GM for both Nets and Knicks...As final commissioner of ABA, was instrumental in pro hoop merger of 1976...Enshrined into Hall of Fame in 1983...Named one of NBA's 50 Greatest Players of League's first half-century...Sports world mourned his sudden passing on May 14, 2003.

BRADLEY
24




BILL BRADLEY

Retired on Feb. 18, 1984

"Dollar Bill"...Followed legendary college career at Princeton with 10-year Knick tenure in which he played a key role on both championship teams...Joined Knicks following Rhodes Scholarship tenure at Oxford...Posted 14.5 points per game for NBA Champions in 1969-70, and career high 16.1 scorer in second championship season of 1972-73...Career 840 free throw shooter, and led Knicks from the line eight straight years...1973 NBA All-Star...Career 12.4 point-scorer...Third on all-time club list in games played (742); ninth in total points (9,217)...Pro debut before sellout house at Old Garden (Dec. 9, 1967 vs. Detroit) still ranks as one of most electrifying events in club history...Dubbed "Dollar Bill" by sportswriter Leonard Lewin at memorable first press conference as a Knick in 1967...Elected to Hall of Fame in 1982...Served 18-year tenure as U.S. Senator from New Jersey (1978-1996) as prelude to run for Democratic presidential nomination in 2000...Delivered memorable keynote addresses at 1992 Democratic Convention at MSG and 2000 Convention in Los Angeles...Author of six best-selling books, including his latest, "The New American Story" (2007).

EWING
33



PATRICK EWING

Retired on Feb. 28, 2003

"The Big Fella"...Literal center of attention of the longest sustained period of success in franchise history, as Hall of Famer became the all-time club leader in virtually every category and arguably the greatest player to wear the orange and blue...Seven-time All-NBA selection, three-time All-Defensive, 11-time All-Star...Named one of the 50 Greatest Players in NBA History...1986 NBA Rookie of the Year...All-time Knicks leader in total points (23,665), games played (1,039), rebounds (10,759), blocks (2,758), steals (1,061) and minutes (37,586)...Played 15 (of 17) seasons in Knicks livery, by far the most in club history...Led Knicks to Playoffs for 13 consecutive years, including three Atlantic Division titles, four appearances in Conference Finals and Eastern Conference titles in 1994 and 1999...Knicks career ended with summer 2000 megadeal; played final two NBA seasons with Seattle and Orlando...16th on all-time NBA scoring list (24,815)...Currently an assistant coach with Orlando Magic (eighth season as an NBA assistant coach)...Son Patrick Jr. was drafted by Sacramento in 2008 and had training camp/Summer League stints with Knicks in 2009-10...Climaxed storied career with first-ballot Hall of Fame enshrinement with the Class of 2008...Honored in 2009 in inaugural class of Knicks Legends.

HISTORY

A listing of some of the milestone dates in the Knickerbockers' 64-year history as a charter member of the NBA.

Jun. 6, 1946: The Knicks are born at the first organizational meeting of the Basketball Association of America. New York is granted a charter franchise, along with Boston (Celtics), Philadelphia (Warriors), Providence (Steamrollers), Toronto (Huskies), Washington (Capitols), Chicago (Stags), Cleveland (Rebels), Detroit (Falcons), Pittsburgh (Ironmen) and St. Louis (Bombers)...Of the 11 original NBA franchises, only the Knicks, Celtics and Warriors remain, with the Knicks and Celtics the only two charter members still in their original cities.

Jul. 23, 1946: New York's professional basketball team announces that they will be referred to as the Knickerbockers.

Nov. 1, 1946: The First Game in Knicks History. Knicks defeat Toronto, 68-66 at fabled Maple Leaf Gardens. Leo Gottlieb leads the Knicks with 12 points.

Nov. 11, 1946: The Big Apple sees New York's Team for the first time, as the Knicks make their home debut. Before a crowd of 17,205 at the Old Garden on 49th Street, the Knicks lose to Chicago in overtime, 78-68. CCNY's Sonny Hertzberg leads the Knicks with 14 points.

Apr. 12, 1952: In the first game of the NBA Finals against the Lakers at St. Paul, the Knicks are victimized by a legendary non-call by officials Sid Borgia and Stan Stutz. Late in the first period, New York's Al McGuire hits a driving layup, and is fouled. However, McGuire is sent to the line for two free throws...Borgia and Stutz merely called the foul, and neither saw the ball go in the basket! Despite the protestations of coach Joe Lapchick (including a personal appeal to NBA commissioner Maurice Podoloff, seated at courtside), the call stands. McGuire goes to the line and hits one of two free throws. So, instead of a possible three points on the play, the Knicks get just one. Ultimately, it proves most costly as the Lakers win in overtime, 83-79, en route to a seven-game series triumph.

Jan. 21, 1954: The Old Garden hosts the NBA All-Star Game for the first time, and 16,487 see the East triumph in overtime, 98-93 behind Bob Cousy's 20 points. George Mikan's two (underhanded) free throws with no time left in regulation send the game into the extra session. It's the first of three NBA All-Star Games that will be played at the Old Garden.

Mar. 2, 1962: In the greatest single-game scoring performance in NBA history, Philadelphia's Wilt Chamberlain scores 100 points as the Warriors defeat the Knicks, 169-147 at Hershey, PA. Philadelphia's 169 points still stand as an all-time opposition high vs. Knicks.

Dec. 9, 1967: Before a packed Garden house of 18,499 (one of only six times the Knicks sold out the Old Garden) and a worldwide press contingent, Bill Bradley makes his long-awaited Knicks debut. Entering the game at the start of the second quarter, Dollar Bill nails his first pro shot, a left side baseline jumper. Bradley winds up with eight points in 20 minutes, but it isn't enough as the Knicks lose to Detroit, 124-121.

Dec. 27, 1967: Red Holzman is named head coach, replacing Dick McGuire (the two exchange positions, with McGuire named head scout).

Jan. 23, 1968: Three weeks before closing its doors forever, the Old Garden plays host to its third and last NBA All-Star Game. Before a sellout crowd of 18,422, Philadelphia's Hal Greer scores 21 points (19 in the third quarter) to lead the East to a 144-124 win. Of the 27 players and coaches selected to participate in the 1968 Game, 15 of them would be named among the NBA's 50 Greatest Players at the League's Golden Anniversary celebration in 1996-97. The '68 All-Star Game is the first NBA All-Star Game to be televised live from coast-to-coast on a major network (ABC) in prime time.

Feb. 10 and 14, 1968: Farewell to one home, hello to another. On the 10th, the Knicks play their last game at the Old Garden; then, four days later, play their first game at the New Garden. The Knicks win both, taking the finale on 49th Street, 115-97 over the 76ers, then winning their first game at 33rd and Seventh, 114-102 over San Diego.

Dec. 19, 1968: The Trade...Walt Bellamy and Howard Komives to Detroit for Dave DeBusschere.

Nov. 28, 1969: "What a game! What a game!" shouts TV voice Bob Wolff. Knicks score six points in the final 16 seconds to defeat Cincinnati, 106-105, and run their winning streak to a then-NBA record 18 straight games (the streak will end the next night with a loss to Detroit at MSG). The game against the Bob Cousy-coached Royals is played at the old Cleveland Arena, later the original home of the Cavs and immortal in rock 'n roll history as the site of Alan Freed's legendary 1952 Moondog Coronation Ball.

May 8, 1970: CHAMPS! Knicks 113, Lakers 99 in Game Seven of the Finals at MSG. Willis Reed's (4 pts, 27 min) last-minute entrance ignites the Garden, then Knicks get 36 points and 19 assists from Walt Frazier to nail down their first NBA title.

Nov. 18, 1972: Trailing Milwaukee 86-68 late in the fourth quarter, Knicks run off 19 straight points in the game's final 5:11 to defeat the Bucks, 87-86 at MSG, in perhaps the most famous regular season game in club history.

Apr. 22, 1973: Roaring back from a 17-point second-half deficit, Knicks outlast Boston 117-110 in a double-overtime thriller in Game Four of the East Finals at the Garden. Walt Frazier leads the way with 37 points as Knicks take a 3-1 series lead over Boston.

Apr. 29, 1973: After squandering a 3-1 series lead with losses in Games Five and Six, Knicks nail down the Eastern Conference title with a do-or-die 94-78 Game Seven triumph at Boston, becoming the first team ever to defeat the Celtics in Game Seven of a Playoff series.

May 10, 1973: CHAMPS AGAIN! Knicks 102, Lakers 93 in Game Five of the Finals at the LA Forum. Earl Monroe scores a game-high 23 points while Willis Reed (16.4 points, 9.2 rebounds) is named Finals MVP for the second time in three years.

Jan. 31-Feb. 1, 1984: Back-to-back 50-point games for Bernard King (at San Antonio and Dallas).

Dec. 25, 1984: Bernard King authors the greatest single-game scoring performance in franchise history, pouring in 60 points in a 120-114 Christmas Day loss to New Jersey at the Garden.

Mar. 23, 1985: On his way to becoming the first and only Knick to lead the League in scoring (32.9), Bernard King suffers a torn right anterior cruciate ligament in a game at Kansas City, an injury that will haunt the Knicks for years to come.

May 12, 1985: Knicks win the first-ever NBA Lottery, enabling them to select Georgetown center Patrick Ewing in the upcoming NBA Draft.

Jan. 15, 1990: Trent Tucker's three-point bomb off a Mark Jackson inbound (coming with the bare minimum of 0:00.1 showing on the clock) gives the Knicks a 109-106 Martin Luther King Day win over Chicago at the Garden and leads the following year to the institution of the 0.3-second "Trent Tucker Rule".

May 6, 1990: Knicks complete one of the most stunning turnarounds in Playoff history with a 121-114 Game Five victory at Boston, enabling them to snap an overall 26-game losing streak at Boston Garden and become just the third team in League history to rally from an 0-2 deficit to win a best-of-five series.

Dec. 18, 1992: Two years after their fabled 1990 Playoff win, Knicks end another losing streak at Boston Garden with 113-87 rout of Celtics, snapping a 23-game regular season losing streak on the fabled parquet floor (first regular season win at Boston since Feb. 29, 1984).

May 25, 1993: In the final minute of Game Two of the East Finals against Chicago, John Starks authors perhaps the single most famous play in Knicks history, splitting the Bulls defense for "The Dunk", a driving, left-handed tomahawk slam that sends the Garden into a frenzy. Coming with :47.3 left, The Dunk gives the Knicks a five-point lead in their eventual 96-91 win. (Knicks led series 2-0 after this game, but would fall to the Bulls in six).

Dec. 16, 1993: Patrick Ewing becomes the Knicks' all-time leading scorer with his 14,618th career point, passing Walt Frazier (14,617)...Ewing's record-breaker is a 12-foot baseline jumper (Oakley assist) with 9:39 left in the third quarter of a 108-85 win over the Lakers at MSG.

May 22, 1994: Knicks end the three-year championship reign of the Chicago Bulls with an 87-77 win in Game Seven of the East Semis at MSG.

Jun. 5, 1994: Knicks earn their first trip to the NBA Finals in 21 years, defeating Indiana 94-90 in Game Seven of the East Finals at MSG. Ewing (24 points, 22 rebounds) authors the game's key play, a follow-up, two-handed slam of Starks' missed layup, to give NY the lead for good with :26.9 left.

Jun. 22, 1994: Knicks title dreams fall one game short of reality as they lose Game Seven of the NBA Finals, 90-84 at Houston. It's their 25th Playoff game of the season, an all-time NBA record that would not be broken until 2008 (Boston).

Mar. 28, 1995: The Double Nickel Game...Two weeks after returning to basketball, Chicago's Michael Jordan scores 55 points (21-37 FGA, 3-4 from Downtown, 10-11 FTA) to lead the Bulls to a 113-111 win over the Knicks at MSG.

Jun. 15, 1995: Pat Riley resigns as head coach, after leading Knicks to four 50+ win seasons, two Atlantic Division titles, two trips to the Conference Finals, and the 1994 Eastern Conference Championship.

Oct. 29, 1996: The NBA unveils its 50th Anniversary team to include Dave DeBusschere, Patrick Ewing, Walt Frazier, Jerry Lucas, Earl Monroe and Willis Reed.

Nov. 1, 1996: Fifty years to the day after playing their first game, the Knicks return to Toronto's Maple Leaf Gardens to open their 50th Anniversary season, defeating the Raptors 107-99.

Dec. 30, 1996: The team records its 2,000th regular season victory, defeating the New Jersey Nets, 98-86, at Madison Square Garden.

Dec. 20, 1997: Ewing suffers the most devastating injury of his career, a Lunate dislocation and torn ligaments of the right wrist, in the final seconds of the first half of a 98-78 loss at Milwaukee. The injury will sideline the perennial All-Star until the second round of the Playoffs.

Nov. 13, 1998: Leukemia claims the life of Hall of Fame Coach Red Holzman at age 78.

May 16, 1999: The Shot (first version)...Allan Houston's running one-hander hits off both the rim and the backboard, then drops through with :00.8 left, giving the Knicks a thrilling 78-77 win in the deciding Game Five of the first Playoff round at Miami. Knicks become just the second eighth-seeded team in Playoff history to defeat a first-seed, and knock the arch-rival Heat out of the Playoffs for the second of three straight years.

Jun. 5, 1999: The Shot (second version)...Larry Johnson's first career four-point play (3PT FGM, fouled by Antonio Davis, FTM), with :05.7 left, echoes throughout the basketball world and gives the Knicks a 92-91 win over Indiana in Game Three of the East Finals at MSG.

Jun. 11, 1999: Knicks become the first eighth-seeded team in NBA history to win a conference title, defeating Indiana 90-82 in Game Six of the East Finals at MSG, to earn their second Eastern Conference Championship in the decade of the '90s.

Jun. 25, 1999: One of the most memorable Playoff runs in club history ends as Knicks drop Game Five of the Finals, 78-77 to San Antonio at MSG, as Latrell Sprewell's last-second miss gives Spurs their first NBA title. It's the latest game calendarwise in NBA history.

Sep. 20, 2000: An unforgettable era comes to an end as future Hall of Famer Patrick Ewing - the all-time franchise leader in virtually every category and arguably the greatest Knick of all time - is traded to the Seattle SuperSonics in a four-team, 12-player trade, at the time the largest single trade in NBA history.

Oct. 17, 2005: Allan Houston announces his retirement as an NBA player and finishes his career as the franchise's fourth leading scorer with 11,165 points.

Apr. 2, 2008: Donnie Walsh takes over the franchise as president, basketball operations after 23 seasons with the Indiana Pacers.

May 13, 2008: Mike D'Antoni is named the club's 24th head coach after leading the Phoenix Suns to four straight playoff appearances.

Sep. 5, 2008: In their first years of eligibility Patrick Ewing and Pat Riley are enshrined into the Naismith Memorial Hall of Fame in Springfield, MA.

Nov. 29, 2008: Chris Duhon dishes off a franchise record 22 assists against the Warriors at MSG, shattering Richie Guerin's 50-year old single-game club mark of 21 set on Dec. 12, 1958 against St. Louis.

Jul. 9, 2010: Extensive off-season makeover keyed with the acquisition of five-time NBA All-Star Amar'e Stoudemire via sign-and-trade with Phoenix.

FRONT OFFICE PERSONNEL

COACHING RECORDS

General Managers

The Knicks did not designate the general manager's position until 1957-58. Executive Vice President Ned Irish and Business Managers Fred Podesta and John Goldner handled the primary responsibilities of the position.

Fred Podesta	1957-58 through Jan. 4 1960
	1961-62 through Jan. 3, 1965
Vince Boryla	Jan. 4, 1960 through May 9, 1961
Eddie Donovan	Jan. 3, 1965 through Mar. 9, 1970
	Apr. 15, 1975 through May 20, 1982
Red Holzman	Mar. 9, 1970 through Apr. 15, 1975
Dave DeBusschere	May 20, 1982 through Jan. 3, 1986
Gordon "Scotty" Stirling	Jan. 3, 1986 through Apr. 20, 1987
Al Bianchi	Jul. 8, 1987 through Mar. 1, 1991
Ernie Grunfeld	Apr. 23, 1991 through Apr. 21, 1999
Scott Layden	Aug. 11, 1999 through Dec. 22, 2003
Isiah Thomas	Dec. 22, 2003 through Apr. 2, 2008
Donnie Walsh	Apr. 2, 2008 through present

Head Coaches

Vince Boryla	Feb. 9, 1956 through Apr. 5, 1958	Joe Lapchick	Mar. 31, 1947 through Feb. 9, 1956
Carl Braun	Dec. 18, 1959 through 1960-61	Fuzzy Levane	Apr. 8, 1958 through Dec. 18, 1959
Hubie Brown	May 20, 1982 through Dec. 1, 1986	John MacLeod	Dec. 3, 1990 through May 2, 1991
Larry Brown	Jul. 27, 2005 through Jun. 22, 2006	Dick McGuire	Nov. 29, 1965 through Dec. 27, 1967
Don Chaney	Dec. 8, 2001 through Jan. 14, 2004	Don Nelson	Jul. 6, 1995 through Mar. 8, 1996
Neil Cohalan	Jul. 8, 1946 through 1946-47	Rick Pitino	Jul. 13, 1987 through May 30, 1989
Mike D'Antoni	May 13, 2008 through present	Willis Reed	Apr. 11, 1977 through Nov. 10, 1978
Eddie Donovan	May 8, 1961 through Jan. 3, 1965	Pat Riley	May 31, 1991 through Jun. 15, 1995
Harry Gallatin	Jan. 3, 1965 through Nov. 29, 1965	Isiah Thomas	Jun. 22, 2006 through Apr. 18, 2008
Bob Hill	Dec. 1, 1986 through Apr. 20, 1987	Jeff Van Gundy	Mar. 8, 1996 through Dec. 8, 2001
Red Holzman	Dec. 27, 1967 through Apr. 10, 1977	Lenny Wilkens	Jan. 15, 2004 through Jan. 22, 2005
	Nov. 10, 1978 through 1981-82	Herb Williams	Jan. 14, 2004
Stu Jackson	Jul. 10, 1989 through Dec. 3, 1990		Jan. 22, 2005 through Jul. 27, 2005

Assistant Coaches

Richie Aduvato	1982-83 through 1985-86	Fuzzy Levane	1956-57 through 1957-58
Mark Aguirre	Jan. 16, 2004 through 2007-08	Brendan Malone	1986-87 through 1987-88
Kenny Atkinson	Aug. 6, 2008 through present		Jul. 8, 1996 through Aug. 22, 2000
Dick Barnett	1973-74 through 1975-76		May 29, 2003 through Jan. 14, 2004
Butch Beard	Nov. 16, 1978 through 1981-82	Michael Malone	May 29, 2003 through 2004-05
Greg Brittenham	1995-96 through present	Dick McGuire	1971-72 through 1977-78
Don Chaney	Aug. 9, 1995 through Dec. 8, 2001	Jeff Nix	1992-93 through Sep. 25, 2000
Steve Clifford	Sep. 25, 2000 through May 2, 2003	Jim O'Brien	1987-88 through 1988-89
Dan D'Antoni	Jun. 20, 2008 through present	Brendan O'Connor	Oct. 3, 2005 through 2005-06
Hai Fischer	1979-80 through 1981-82	Kevin O'Neill	Sep. 1, 2000 through Jun. 25, 2001
Phil Ford	Sep. 27, 2005 through Jun. 7, 2007	Rick Pitino	1983-84 through 1984-85
Mike Fratello	1982-83	Bob Salmi	Dec. 6, 1990 through 1990-91
Nat Frazier	1977-78		1992-93 through 1995-96
Brad Greenburg	1986-87	Paul Silas	Jul. 10, 1989 through May 29, 1992
Andy Greer	Aug. 6, 2001 through May 2, 2003	Brendan Suhr	Nov. 8, 2005 through Apr. 20, 2005
Ernie Grunfeld	Jul. 10, 1989 through Nov. 19, 1990		2006-07 through 2007-08
George Glymph	2003-04 through 2007-08	Dick Taylor	Jul. 24, 1978 through 1978-79
Dave Hanners	Sep. 27, 2005 through 2007-08	Tom Thibodeau	Jul. 8, 1996 through May 2, 2003
Dick Harter	Aug. 2, 1991 through Aug. 11, 1994	Bill Van Breda Kolff	19501-51
Dick Helm	Jan. 16, 2004 through Nov. 8, 2005	Jeff Van Gundy	Jul. 28, 1989 through Mar. 8, 1996
Bob Hill	1985-86 through Dec. 1, 1986	Phil Weber	Jun. 20, 2008 through present
Bob Hopkins	Jul. 24, 1978 through 1978-79	Ralph Willard	1988-89
Stu Jackson	1987-88 through 1988-89	Herb Williams	Dec. 29, 2001 through Jan. 22, 2005
Lon Kruger	Jun. 20, 2003 through Jan. 14, 2004		Jul. 27, 2005 through present

Head Trainers

Don Friedrichs	1951-52 through 1962-63
Roger Hinds	Jul. 12, 2005 through present
Jim Nevins	1946-47
Bill Norris	1963-64 through 1966-67
Mike Saunders	Jul. 24, 1978 through May 5, 2005
Danny Whelan	Aug. 8, 1967 through 1977-78

Assistant Trainers

Anthony Goenaga	2004-05 through present
Said Hamdan	1997-98 through 2003-04
Tim Walsh	1984-85 through 1996-97

By Victories

Head Coach	Seasons	W	L	Pct.
1. Red Holzman	1967-68 through 1976-77 1978-79 through 1981-82	613	483	.559
2. Joe Lapchick	1947-48 through 1955-56	326	247	.569
3. Jeff Van Gundy	1995-96 through 2001-02	248	172	.590
4. Pat Riley	1991-92 through 1994-95	223	105	.680
5. Hubie Brown	1982-83 through 1986-87	142	202	.413
6. Rick Pitino	1987-88 through 1988-89	90	74	.549
7. Eddie Donovan	1961-62 through 1964-65	84	194	.302
8. Vince Boryla	1955-56 through 1957-58	80	85	.485
9. Dick McGuire	1965-66 through 1967-68	75	103	.421
10. Don Chaney	2001-02 through 2003-04	72	112	.391
11. Mike D'Antoni	2008-09 through present	61	103	.372
12. Isiah Thomas	2006-07 through 2007-08	56	108	.341
13. Stu Jackson	1989-90 through 1990-91	52	45	.536
14. Willis Reed	1977-78 through 1978-79	49	47	.510
15. Fuzzy Levane	1958-59 through 1959-60	48	51	.485
16. Lenny Wilkens	2003-04 through 2004-05	40	41	.494
	1959-60 through 1960-61	40	87	.315
18. Don Nelson	1995-96	34	25	.576
19. Neil Cohalan	1946-47	33	27	.550
20. John MacLeod	1990-91	32	35	.478
21. Harry Gallatin	1964-65 through 1965-66	25	38	.397
22. Larry Brown	2005-06	23	59	.280
23. Bob Hill	1986-87	20	46	.303
24. Herb Williams	2003-04, 2004-05	17	27	.386
Totals		2,483	2,516	.497

By Winning Percentage

Head Coach	Pct.	W	L
1. Pat Riley	.680	223	105
2. Jeff Van Gundy	.590	248	172
3. Don Nelson	.576	34	25
4. Joe Lapchick	.569	326	247
5. Red Holzman	.559	613	483
6. Neil Cohalan	.550	33	27
7. Rick Pitino	.549	90	74
8. Stu Jackson	.536	52	45
9. Willis Reed	.510	49	47
10. Lenny Wilkens	.494	40	41
11. Vince Boryla	.485	80	85
12. Fuzzy Levane	.485	48	51
13. John MacLeod	.478	32	35
14. Dick McGuire	.421	75	103
15. Hubie Brown	.413	142	202
16. Harry Gallatin	.397	25	38
17. Don Chaney	.391	72	112
18. Herb Williams	.386	17	27
19. Mike D'Antoni	.372	61	103
20. Isiah Thomas	.341	56	108
21. Carl Braun	.315	40	87
22. Bob Hill	.303	20	46
23. Eddie Donovan	.302	84	194
24. Larry Brown	.280	23	59
Totals	.497	2,483	2,516

By Games

Head Coach	Games
1. Red Holzman	1,096
2. Joe Lapchick	573
3. Jeff Van Gundy	420
4. Hubie Brown	344
5. Pat Riley	328
6. Eddie Donovan	278
7. Don Chaney	184
8. Dick McGuire	178
9. Vince Boryla	165
10. Rick Pitino	164
Isiah Thomas	164
Mike D'Antoni	164
Carl Braun	127
14. Fuzzy Levane	99
15. Stu Jackson	97
16. Willis Reed	96
17. Larry Brown	82
18. Lenny Wilkens	81
19. John MacLeod	67
20. Bob Hill	66
21. Harry Gallatin	63
22. Neil Cohalan	60
23. Don Nelson	59
24. Herb Williams	44
Totals	4,999

YEAR-BY-YEAR RECORD

WIN-LOSS BREAKDOWN

HISTORY

HISTORY

No.	Season	Head Coach	Divisional Finish	Regular Season			NBA Playoffs		Team Captain	
				W	L	Pct.	W	L		
1	1946-47	Neil Cohalan	3rd/Eastern	33	27	.550	2	3		
2	1947-48	Joe Lapchick	2nd/Eastern	26	22	.542	1	2		
3	1948-49	Joe Lapchick	2nd/Eastern	32	28	.533	3	3		
4	1949-50	Joe Lapchick	2nd/Eastern	40	28	.588	3	2		
5	1950-51	Joe Lapchick	3rd/Eastern	36	30	.545	8	6		
6	1951-52	Joe Lapchick	3rd/Eastern	37	29	.561	8	6		
7	1952-53	Joe Lapchick	1st/Eastern	47	23	.671	6	5		
8	1953-54	Joe Lapchick	1st/Eastern	44	28	.611	0	4		
9	1954-55	Joe Lapchick	2nd/Eastern	38	34	.528	1	2		
10	1955-66	Joe Lapchick, 26-25 Vince Boryla, 9-12	T3rd/Eastern	35	37	.486	0	1		
11	1956-57	Vince Boryla	4th/Eastern	36	36	.500	-	-		
12	1957-58	Vince Boryla	4th/Eastern	35	37	.486	-	-		
13	1958-59	Fuzzy Levane	2nd/Eastern	40	32	.556	0	2		
14	1959-60	Fuzzy Levane, 8-19 Carl Braun, 19-29	4th/Eastern	27	48	.360	-	-		
15	1960-61	Carl Braun	4th/Eastern	21	58	.266	-	-		
16	1961-62	Eddie Donovan	4th/Eastern	29	51	.363	-	-		
17	1962-63	Eddie Donovan	4th/Eastern	21	59	.263	-	-		
18	1963-64	Eddie Donovan	4th/Eastern	22	58	.275	-	-		
19	1964-65	Eddie Donovan, 12-26 Harry Gallatin, 19-23	4th/Eastern	31	49	.388	-	-		
20	1965-66	Harry Gallatin, 6-15 Dick McGuire, 24-35	4th/Eastern	30	50	.375	-	-		
21	1966-67	Dick McGuire	4th/Eastern	36	45	.444	1	3		
22	1967-68	Dick McGuire, 15-23 Red Holzman, 28-16	3rd/Eastern	43	39	.524	2	4		
23	1968-69	Red Holzman	3rd/Eastern	54	28	.659	6	4	Willis Reed	
24	1969-70	Red Holzman	1st/Eastern*	60	22	.732	12	7	Willis Reed	
25	1970-71	Red Holzman	1st/Atlantic	52	30	.634	7	5	Willis Reed	
26	1971-72	Red Holzman	2nd/Atlantic	48	34	.585	9	7	Willis Reed	
27	1972-73	Red Holzman	2nd/Atlantic*	57	25	.695	12	5	Willis Reed	
28	1973-74	Red Holzman	2nd/Atlantic	49	33	.598	5	7	Willis Reed	
29	1974-75	Red Holzman	3rd/Atlantic	40	42	.488	1	2	Walt Frazier	
30	1975-76	Red Holzman	4th/Atlantic	38	44	.463	-	-	Walt Frazier	
31	1976-77	Red Holzman	3rd/Atlantic	40	42	.488	-	-	Walt Frazier	
32	1977-78	Willis Reed	2nd/Atlantic	43	39	.524	2	4	Earl Monroe	
33	1978-79	Willis Reed, 6-8 Red Holzman, 25-43	4th/Atlantic	31	51	.378	-	-	Earl Monroe	
34	1979-80	Red Holzman	T3rd/Atlantic	39	43	.476	-	-	Earl Monroe	
35	1980-81	Red Holzman	3rd/Atlantic	50	32	.610	0	2	Ray Williams	
36	1981-82	Red Holzman	5th/Atlantic	33	49	.402	-	-	Maurice Lucas	
37	1982-83	Hubie Brown	4th/Atlantic	44	38	.537	2	4	Bernard King	
38	1983-84	Hubie Brown	3rd/Atlantic	47	35	.573	6	6	Bernard King	
39	1984-85	Hubie Brown	5th/Atlantic	24	58	.293	-	-	Bernard King	
40	1985-86	Hubie Brown	5th/Atlantic	23	59	.280	-	-	Louis Orr, Rory Sparrow	
41	1986-87	Hubie Brown, 4-12 Bob Hill, 20-46	T4th/Atlantic	24	58	.293	-	-	Louis Orr, Rory Sparrow	
42	1987-88	Rick Pitino	T2nd/Atlantic	38	44	.463	1	3	Louis Orr, Bill Cartwright	
43	1988-89	Rick Pitino	1st/Atlantic	52	30	.634	5	4	Patrick Ewing, Mark Jackson	
44	1989-90	Stu Jackson	3rd/Atlantic	45	37	.549	4	6	Patrick Ewing, Mark Jackson	
45	1990-91	Stu Jackson, 7-8 John MacLeod, 32-35	3rd/Atlantic	39	43	.476	0	3	Patrick Ewing, Mark Jackson	
46	1991-92	Pat Riley	T1st/Atlantic	51	31	.622	6	6	Patrick Ewing, Mark Jackson	
47	1992-93	Pat Riley	1st/Atlantic	60	22	.732	9	6	Patrick Ewing, Charles Oakley	
48	1993-94	Pat Riley	1st/Atlantic	57	25	.695	14	11	Patrick Ewing, Charles Oakley	
49	1994-95	Pat Riley	2nd/Atlantic	55	27	.671	6	5	Patrick Ewing, Charles Oakley	
50	1995-96	Don Nelson, 34-25 Jeff Van Gundy, 13-10	2nd/Atlantic	47	35	.573	4	4	Ewing, Harper, Oakley	
51	1996-97	Jeff Van Gundy	2nd/Atlantic	57	25	.695	6	4	Ewing, Oakley, Williams	
52	1997-98	Jeff Van Gundy	T2nd/Atlantic	43	39	.524	4	6	Ewing, Johnson, Oakley, Williams	
53	1998-99	Jeff Van Gundy	4th/Atlantic	27	23	.540	12	8	Ewing, Johnson, Williams	
54	1999-00	Jeff Van Gundy	2nd/Atlantic	50	32	.610	9	7	Ewing, Houston, Johnson	
55	2000-01	Jeff Van Gundy	3rd/Atlantic	48	34	.585	2	3	Allan Houston, Larry Johnson	
56	2001-02	Jeff Van Gundy, 10-9 Don Chaney, 20-43	7th/Atlantic	30	52	.366	-	-	Allan Houston	
57	2002-03	Don Chaney	T5th/Atlantic	37	45	.451	-	-	Allan Houston	
58	2003-04	Don Chaney, 15-24 Herb Williams, 1-0 Lenny Wilkens, 23-19	3rd/Atlantic	39	43	.476	0	4	Allan Houston	
59	2004-05	Lenny Wilkens, 17-22 Herb Williams, 16-27	4th/Atlantic	33	49	.402	-	-	Houston, Marbury, K. Thomas	
60	2005-06	Larry Brown	5th/Atlantic	23	59	.280	-	-	Stephon Marbury	
61	2006-07	Isiah Thomas	4th/Atlantic	33	49	.402	-	-	Crawford, Francis, Marbury,	
62	2007-08	Isiah Thomas	5th/Atlantic	23	59	.280	-	-	Crawford, Curry, Rose	
63	2008-09	Mike D'Antoni	5th/Atlantic	32	50	.390	-	-		
64	2009-10	Mike D'Antoni	3rd/Atlantic	29	53	.354	-	-	David Lee, Chris Duhon	
Totals:				2,483	2,516	.497	179	176		

*Denotes NBA Championship
NYKNICKS.COM

No.	Season	Home	Road	Neutral	Overall	Overtime Games	East	West
1	1946-47	18-12	15-15		33-27	5-1	13-17	20-10
2	1947-48	12-12	14-10		26-22	1-0	18-6	8-16
3	1948-49	17-12	13-16	2-0	32-28	2-1	17-13	15-15
4	1949-50	19-10	18-16	3-2	40-28	7-2	20-6	8-4
5	1950-51	22-5	10-25	4-0	36-30	6-7	21-15	15-15
6	1951-52	21-4	12-22	4-3	37-29	3-0	23-13	14-16
7	1952-53	21-4	15-14	11-5	47-23	6-3	30-10	17-13
8	1953-54	18-8	15-13	11-7	44-28	5-2	24-16	20-12
9	1954-55	17-9	8-18	13-7	38-34	3-2	15-21	23-13
10	1955-56	13-15	16-13	6-9	35-37	7-3	17-19	18-18
11	1956-57	18-10	9-20	9-6	36-36	2-2	15-21	21-15
12	1957-58	16-12	11-20	8-5	35-37	1-3	14-22	21-15
13	1958-59	21-9	15-15	4-8	40-32	3-1	19-17	21-15
14	1959-60	13-18	9-19	5-11	27-48	0-1	7-32	20-16
15	1960-61	10-22	7-25	4-11	21-58	2-3	10-29	11-29
16	1961-62	19-14	2-23	8-14	29-51	1-0	11-25	18-26
17	1962-63	12-22	5-28	4-9	21-59	1-2	6-30	15-29
18	1963-64	10-25	8-27	4-6	22-58	1-2	7-29	15-29
19	1964-65	15-20	9-21	7-8	31-49	4-7	10-20	21-29
20	1965-66	20-14	4-30	6-6	30-50	1-2	5-25	25-25
21	1966-67	20-15	9-24	7-6	36-45	1-1	11-25	25-20
22	1967-68	20-17	21-16	2-6	43-39	3-3	19-21	24-18
23	1968-69	30-7	19-20	5-1	54-28	0-1	26-14	28-14
24	1969-70	30-11	27-10	3-1	60-22	0-2	28-12	32-10
25	1970-71	32-9	19-20	1-1	52-30	2-1	25-13	27-17
26	1971-72	27-14	20-19	1-1	48-34	4-1	23-15	25-19
27	1972-73	35-6	21-18	1-1	57-25	1-1	33-13	24-12
28	1973-74	28-13	21-19	0-1	49-33	3-1	25-21	24-12
29	1974-75	23-18	17-24		40-42	1-1	23-27	17-15
30	1975-76	24-17	14-27		38-44	2-2	22-24	16-20
31	1976-77	26-15	14-27		40-42	2-1	19-21	21-21
32	1977-78	29-12	14-27		43-39	4-5	19-21	24-18
33	1978-79	23-18	8-33		31-51	0-3	17-23	14-28
34	1979-80	25-16	14-27		39-43	3-1	26-34	13-9
35	1980-81	28-13	22-19		50-32	5-1	36-22	14-10
36	1981-82	19-22	14-27		33-49	3-3	22-36	11-13
37	1982-83	26-15	18-23		44-38	4-1	31-27	13-11
38	1983-84	29-12	18-23		47-35	3-2	29-29	18-6
39	1984-85	19-22	5-36		24-58	2-2	16-42	8-16
40	1985-86	15-26	8-33		23-59	3-1	14-44	9-15
41	1986-87	18-23	6-35		24-58	1-3	16-42	8-16
42	1987-88	29-12	9-32		38-44	2-2	27-31	11-13
43	1988-89	35-6	17-24		52-30	4-1	36-20	16-10
44	1989-90	29-12	16-25		45-37	5-1	30-24	15-13
45	1990-91	21-20	18-23		39-43	7-2	28-26	11-17
46	1991-92	30-11	21-20		51-31	4-2	34-22	17-9
47	1992-93	37-4	23-18		60-22	3-5	42-14	18-8
48	1993-94	32-9	25-16		57-25	2-1	40-16	17-9
49	1994-95	29-12	26-15		55-27	2-2	37-19	18-8
50	1995-96	26-15	21-20		47-35	3-2	32-22	15-13
51	1996-97	31-10	26-15		57-25	4-2	38-16	19-9
52	1997-98	28-13	15-26		43-39	2-3	27-27	16-12
53	1998-99	19-6	8-17		27-23	1-3	24-21	3-2
54	1999-00	33-8	17-24		50-32	3-3	32-22	18-10
55	2000-01	30-11	18-23		48-34	6-2	32-22	16-12
56	2001-02	19-22	11-30		30-52	2-2	20-34	10-18
57	2002-03	24-17	13-28		37-45	3-3	23-31	14-14
58	2003-04	23-18	16-25		39-43	2-5	31-23	8-20
59	2004-05	22-19	11-30		33-49	5-3	21-31	12-18
60	2005-06	15-26	8-33		23-59	4-3	15-37	8-22
61	2006-07	19-22	14-27		33-49	6-2	22-30	11-19
62	2007-08	15-26	8-33		23-59	2-5	20-32	3-27
63	2008-09	20-21	12-29		32-50	2-3	20-32	12-18
64	2009-10	18-23	11-30		29-53	2-5	20-32	9-21
Totals		1442-921	908-1460	133-135	2483-2516	183-143	1433-1496	1038-1002
		.610	.383	.496	.497	.561	.489	.509

Note: During the 1949-50 season, the NBA was divided into three divisions. New York posted a 12-18 record against the Central.

FRANCHISE SCORING

Player	Yrs.	G	FG	3P	FT	Pts.	Avg.	Career
1. Patrick Ewing	15	1,039	9,260	19	5,126	23,665	22.8	1985-00
2. Walt Frazier	10	759	5,736	0	3,145	14,617	19.3	1967-77
3. Willis Reed	10	650	4,859	0	2,465	12,183	18.7	1964-74
4. Allan Houston	9	602	4,103	921	2,038	11,165	18.5	1996-05
5. Carl Braun	12	740	3,834	0	2,781	10,449	14.1	1947-61
6. Richie Guerin	8	518	3,681	0	3,030	10,392	20.1	1956-64
7. Earl Monroe	9	598	3,971	0	1,737	9,679	16.2	1971-80
8. Dick Barnett	9	604	3,742	0	1,958	9,442	15.6	1965-74
9. Bill Bradley	10	742	3,927	0	1,363	9,217	12.4	1967-77
10. Bill Cartwright	9	537	3,207	0	2,592	9,006	16.8	1979-88
11. John Starks	8	602	3,043	982	1,421	8,489	14.1	1990-98
12. Willie Naulls	7	430	3,283	0	1,752	8,318	19.3	1956-63
13. Gerald Wilkins	7	555	3,406	209	1,237	8,258	14.9	1985-92
14. Harry Gallatin	9	610	2,470	0	2,831	7,771	12.7	1948-57
15. Charles Oakley	10	727	2,910	27	1,681	7,528	10.4	1988-98
16. Dave DeBusschere	6	435	2,939	0	1,079	6,957	16.0	1968-74
17. Kenny Sears	7	424	2,299	0	2,256	6,854	16.2	1955-63
18. Ray Williams	5	399	2,601	48	1,305	6,555	16.4	1977-81, 83-84
19. Latrell Sprewell	5	351	2,334	385	1,231	6,284	17.9	1998-03
20. Johnny Green	7	472	2,495	0	1,124	6,114	13.0	1959-66
21. Kurt Thomas	7	530	2,530	7	863	5,930	11.2	1998-05
22. Trent Tucker	9	663	2,391	504	439	5,725	8.6	1982-91
23. Mark Jackson	7	500	2,195	264	890	5,544	11.1	1987-92, 00-02
24. Bernard King	5	206	2,141	1	1,175	5,458	26.5	1982-87
25. Jamal Crawford	5	299	1,800	600	1,069	5,269	17.6	2004-09
26. Stephon Marbury	5	282	1,795	349	1,293	5,232	18.2	2003-09
27. Walt Bellamy	4	268	1,919	0	1,234	5,072	18.9	1965-69
28. Phil Jackson	11	732	1,903	0	1,183	4,989	6.8	1967-78
29. David Lee	5	368	1,926	0	923	4,775	13.0	2005-10
30. Nat Clifton	7	476	1,865	0	1,189	4,919	10.3	1950-57
31. Cazzie Russell	5	344	1,858	0	868	4,584	13.3	1966-71
32. Bob McAdoo	3	171	1,801	0	958	4,560	26.7	1976-79
33. Ray Felix	6	376	1,531	0	1,437	4,499	12.0	1954-60
34. Micheal Ray Richardson	4	315	1,844	69	728	4,485	14.2	1978-82
35. Dick McGuire	8	530	1,434	0	1,360	4,228	8.0	1949-57
36. Larry Johnson	5	330	1,543	191	768	4,045	12.3	1996-01
37. Howard Komives	5	355	1,559	0	875	3,993	11.2	1964-69
38. Nate Robinson	5	282	1,389	414	705	3,897	12.5	2005-10
39. Anthony Mason	5	395	1,461	0	971	3,893	9.9	1991-96
40. Louis Orr	6	407	1,420	2	926	3,768	9.3	1982-88
41. Charlie Ward	10	580	1,331	598	493	3,753	6.5	1994-04
42. Toby Knight	4	283	1,602	0	436	3,640	12.9	1977-82
43. Spencer Haywood	4	210	1,468	0	651	3,587	17.1	1975-79
44. Dave Stallworth	8	340	1,325	0	846	3,496	10.3	1965-72, 74-75
45. Connie Simmons	5	329	1,192	0	978	3,362	10.2	1949-54
46. EDDY CURRY	5	222	1,228	1	910	3,367	15.2	2005-10
47. Rory Sparrow	6	347	1,417	35	465	3,334	9.6	1982-88
48. Vince Boryla	5	285	1,187	0	813	3,187	11.2	1949-54
49. Johnny Newman	3	238	1,099	168	732	3,098	13.0	1987-90
50. Dick Van Arsdale	3	236	1,085	0	849	3,019	12.8	1965-68

Current players on Knicks roster as of September 2010 in CAPS

FRANCHISE LEADERS

Games
1. Patrick Ewing.....1,039
2. Walt Frazier.....759
3. Bill Bradley.....742
4. Carl Braun.....740
5. Phil Jackson.....732
6. Charles Oakley.....727
7. Trent Tucker.....663
8. Willis Reed.....650
9. Harry Gallatin.....610
10. Dick Barnett.....604

Field Goals Made
1. Patrick Ewing.....9,260
2. Walt Frazier.....5,736
3. Willis Reed.....4,859
4. Allan Houston.....4,103
5. Earl Monroe.....3,971
6. Bill Bradley.....3,927
7. Carl Braun.....3,834
8. Dick Barnett.....3,742
9. Richie Guerin.....3,681
10. Gerald Wilkins.....3,406

Three-Point Field Goals Made
1. John Starks.....982
2. Allan Houston.....921
3. Jamal Crawford.....600
4. Charlie Ward.....598
5. Trent Tucker.....504
6. Nate Robinson.....414
7. Latrell Sprewell.....385
8. Quentin Richardson.....350
9. Stephon Marbury.....349
10. Hubert Davis.....317

Free Throws Made
1. Patrick Ewing.....5,126
2. Walt Frazier.....3,145
3. Richie Guerin.....3,030
4. Harry Gallatin.....2,831
5. Carl Braun.....2,781
6. Bill Cartwright.....2,592
7. Willis Reed.....2,465
8. Kenny Sears.....2,256
9. Allan Houston.....2,038
10. Dick Barnett.....1,958

Total Rebounds
1. Patrick Ewing.....10,759
2. Willis Reed.....8,414
3. Charles Oakley.....7,291
4. Harry Gallatin.....5,935
5. Willie Naulls.....5,008
6. Johnny Green.....4,831
7. Dave DeBusschere.....4,671
8. Walt Frazier.....4,598
9. Kurt Thomas.....4,183
10. Nat Clifton.....4,066

Blocks
1. Patrick Ewing.....2,758
2. Bill Cartwright.....543
3. Marvin Webster.....541
4. Kurt Thomas.....463
5. Marcus Camby.....376
6. Charles Smith.....287
7. John Gianelli.....250
8. Bob McAdoo.....238
9. Kenny Walker.....235
10. Haywood/Shelton.....210

Minutes
1. Patrick Ewing.....37,586
2. Walt Frazier.....28,995
3. Charles Oakley.....23,959
4. Richie Guerin.....23,073
5. Bill Bradley.....22,799
6. Allan Houston.....21,724
7. Dick Barnett.....18,442
8. Richie Guerin.....18,377
9. Carl Braun.....17,995
10. Earl Monroe.....17,552

Field Goals Attempted
1. Patrick Ewing.....18,224
2. Walt Frazier.....11,669
3. Willis Reed.....10,202
4. Carl Braun.....10,004
5. Allan Houston.....9,243
6. Richie Guerin.....8,935
7. Bill Bradley.....8,763
8. Earl Monroe.....8,302
9. Dick Barnett.....8,065
10. Willie Naulls.....8,043

Three-Point Field Goals Attempted
1. John Starks.....2,848
2. Allan Houston.....2,310
3. Jamal Crawford.....1,698
4. Charlie Ward.....1,635
5. Trent Tucker.....1,231
6. Nate Robinson.....1,172
7. Latrell Sprewell.....1,102
8. Quentin Richardson.....1,004
9. Quentin Richardson.....989
10. Al Harrington.....851

Free Throws Attempted
1. Patrick Ewing.....6,904
2. Walt Frazier.....4,017
3. Allan Houston.....3,892
4. Harry Gallatin.....3,669
5. Carl Braun.....3,457
6. Bill Cartwright.....3,308
7. Willis Reed.....3,298
8. Kenny Sears.....2,736
9. Dick Barnett.....2,594
10. Allan Houston.....2,338

Assists
1. Walt Frazier.....4,791
2. Mark Jackson.....4,005
3. Dick McGuire.....2,950
4. Ray Williams.....2,821
5. Richie Guerin.....2,720
6. Bill Bradley.....2,533
7. Charlie Ward.....2,451
8. John Starks.....2,394
9. Ray Williams.....2,260
10. Micheal Ray Richardson.....2,244

Personal Fouls
1. Patrick Ewing.....3,676
2. Charles Oakley.....2,577
3. Willis Reed.....2,411
4. Bill Bradley.....2,363
5. Phil Jackson.....2,163
6. Carl Braun.....2,125
7. Walt Frazier.....2,032
8. Kurt Thomas.....2,017
9. Harry Gallatin.....1,869
10. Bill Cartwright.....1,751

Scoring Average (min. 100 games)
1. Bob McAdoo.....26.7
2. Bernard King.....26.5
3. Patrick Ewing.....22.8
4. Richie Guerin.....20.1
5. Willie Naulls.....19.3
6. Walt Frazier.....19.3
7. Al Harrington.....19.2
8. Walt Bellamy.....18.9
9. Willis Reed.....18.7
10. Allan Houston.....18.5

Field Goal Percentage (min. 50 made)
1. EDDY CURRY.....563
2. David Lee.....557
3. Bill Cartwright.....552
4. Bernard King.....543
5. Mike Glenn.....541
6. Bob McAdoo.....529
7. Anthony Mason.....528
8. Walt Bellamy.....522
9. Toby Knight.....519
10. Othella Harrington.....517

Three-Point Field Goal % (min. 50 made)
1. Hubert Davis.....449
2. BILL WALKER.....431
3. Tim Thomas.....412
4. Trent Tucker.....409
5. Allan Houston.....399
6. DANILO GALLINARI.....389
7. Glen Rice.....389
8. TONEY DOUGLAS.....389
9. Rolando Blackman.....389
10. Fred Jones.....385

Free Throw Percentage (min. 200 made)
1. Mike Glenn.....886
2. Kiki Vandeweghe.....886
3. Allan Houston.....872
4. Howard Komives.....846
5. Jamal Crawford.....840
6. Bill Bradley.....840
7. Hubert Davis.....830
8. DANILO GALLINARI.....829
9. Kenny Sears.....825
10. Earl Monroe.....821

Steals
1. Patrick Ewing.....1,061
2. Charles Oakley.....844
3. Micheal Ray Richardson.....810
4. Ray Williams.....750
5. Charlie Ward.....744
6. Mark Jackson.....720
7. John Starks.....711
8. Trent Tucker.....634
9. Gerald Wilkins.....614
10. Walt Frazier.....589

Disqualifications
1. Willis Reed.....58
2. Ray Felix.....54
3. Patrick Ewing.....48
4. Kurt Thomas.....45
5. Phil Jackson.....43
6. Nat Clifton.....38
7. Charles Oakley.....36
8. Carl Braun.....34
9. Harry Gallatin.....29
10. Willie Naulls.....28

HISTORY

HISTORY

YEARLY STATISTICAL LEADERS

YEARLY STATISTICAL LEADERS

HISTORY

HISTORY

Scoring		
Season	Points	Player
1946-47	515	Sonny Hertzberg
1947-48	671	Carl Braun
1948-49	810	Carl Braun
1949-50	1,031	Carl Braun
1950-51	982	Vince Boryla
1951-52	931	Max Zaslofsky
1952-53	977	Carl Braun
1953-54	1,062	Carl Braun
1954-55	1,074	Carl Braun
1955-56	1,112	Carl Braun
1956-57	1,079	Harry Gallatin
1957-58	1,342	Kenny Sears
1958-59	1,488	Kenny Sears
1959-60	1,615	Richie Guerin
1960-61	1,846	Willie Nauls
1961-62	2,303	Richie Guerin
1962-63	1,701	Richie Guerin
1963-64	1,349	Len Chappell
1964-65	1,560	Willis Reed
1965-66	1,729	Dick Barnett
1966-67	1,628	Willis Reed
1967-68	1,685	Willis Reed
1968-69	1,733	Willis Reed
1969-70	21.7	Willis Reed
1970-71	21.7	Walt Frazier
1971-72	23.2	Walt Frazier
1972-73	21.1	Walt Frazier
1973-74	20.5	Walt Frazier
1974-75	21.5	Walt Frazier
1975-76	20.7	Earl Monroe
1976-77	26.7	Bob McAdoo
1977-78	26.5	Bob McAdoo
1978-79	17.3	Ray Williams
1979-80	21.7	Bill Cartwright
1980-81	20.1	Bill Cartwright
1981-82	17.9	Micheal Ray Richardson
1982-83	21.9	Bernard King
1983-84	26.3	Bernard King
1984-85	32.9	Bernard King
1985-86	20.0	Patrick Ewing
1986-87	21.5	Patrick Ewing
1987-88	20.2	Patrick Ewing
1988-89	22.7	Patrick Ewing
1989-90	28.6	Patrick Ewing
1990-91	26.6	Patrick Ewing
1991-92	24.0	Patrick Ewing
1992-93	24.2	Patrick Ewing
1993-94	24.5	Patrick Ewing
1994-95	23.9	Patrick Ewing
1995-96	22.5	Patrick Ewing
1996-97	22.4	Patrick Ewing
1997-98	18.4	Allan Houston
1998-99	17.3	Patrick Ewing
1999-00	19.7	Allan Houston
2000-01	18.7	Allan Houston
2001-02	20.4	Allan Houston
2002-03	22.5	Allan Houston
2003-04	19.8	Stephon Marbury
2004-05	21.7	Stephon Marbury
2005-06	16.3	Stephon Marbury
2006-07	19.5	Eddy Curry
2007-08	20.6	Jamal Crawford
2008-09	20.7	Al Harrington
2009-10	20.2	David Lee

Field Goal Percentage (min. 200 made)		
Season	Pct.	Player
1946-47	307	Bud Palmer
1947-48	326	Ray Kuka
1948-49	350	Bud Palmer
1949-50	421	Ernie Vandeweghe
1950-51	416	Harry Gallatin
1951-52	442	Harry Gallatin
1952-53	444	Harry Gallatin
1953-54	408	Dick McGuire
1954-55	438	Ray Felix
1955-56	438	Kenny Sears
1956-57	418	Kenny Sears
1957-58	442	Ray Felix
1958-59	490	Kenny Sears
1959-60	477	Kenny Sears
1960-61	440	Dick Garmaker
1961-62	463	Al Butler
1962-63	493	Dave Budd
1963-64	487	Bill McGill
1964-65	488	Johnny Egan
1965-66	512	Walt Bellamy
1966-67	521	Walt Bellamy
1967-68	541	Walt Bellamy
1968-69	521	Willis Reed
1969-70	518	Walt Frazier
1970-71	494	Walt Frazier
1971-72	512	Jerry Lucas
1972-73	515	Dean Meminger
1973-74	508	Dean Meminger
1974-75	483	Walt Frazier
1975-76	485	Walt Frazier
1976-77	534	Bob McAdoo
1977-78	520	Bob McAdoo
1978-79	541	Mike Glenn
1979-80	547	Bill Cartwright
1980-81	558	Mike Glenn
1981-82	562	Bill Cartwright
1982-83	566	Bill Cartwright
1983-84	572	Bernard King
1984-85	530	Bernard King
1985-86	491	Ken Bannister
1986-87	531	Bill Cartwright
1987-88	555	Johnny Newman
1988-89	567	Patrick Ewing
1989-90	551	Patrick Ewing
1990-91	516	Charles Oakley
1991-92	522	Charles Oakley
1992-93	508	Charles Oakley
1993-94	496	Patrick Ewing
1994-95	566	Anthony Mason
1995-96	563	Anthony Mason
1996-97	537	Buck Williams
1997-98	504	Patrick Ewing
1998-99	521	Marcus Camby
1999-00	505	Kurt Thomas
2000-01	524	Marcus Camby
2001-02	527	Othella Harrington
2002-03	508	Othella Harrington
2003-04	473	Kurt Thomas
2004-05	531	Michael Sweetney
2005-06	563	Eddy Curry
2006-07	600	David Lee
2007-08	552	David Lee
2008-09	549	David Lee
2009-10	545	David Lee

Free Throw Percentage (min. 41 made)		
Season	Pct.	Player
1946-47	782	Stan Stutz
1947-48	838	Sid Tannenbaum
1948-49	844	Sid Tannenbaum
1949-50	796	Ray Lump
1950-51	837	Vince Boryla
1951-52	835	Vince Boryla
1952-53	825	Carl Braun
1953-54	864	Vince Boryla
1954-55	823	Jim Baechtold
1955-56	838	Carl Braun
1956-57	830	Slater Martin
1957-58	849	Carl Braun
1958-59	861	Kenny Sears
1959-60	868	Kenny Sears
1960-61	833	Bob McNeill
1961-62	842	Willie Nauls
1962-63	848	Richie Guerin
1963-64	770	Hubert Davis
1964-65	835	Howie Komives
1965-66	861	Howie Komives
1966-67	858	Howie Komives
1967-68	820	Howie Komives
1968-69	849	Howie Komives
1969-70	824	Bill Bradley
1970-71	823	Bill Bradley
1971-72	849	Bill Bradley
1972-73	871	Bill Bradley
1973-74	874	Bill Bradley
1974-75	873	Bill Bradley
1975-76	878	Bill Bradley
1976-77	839	Earl Monroe
1977-78	858	Jim McMillian
1978-79	905	Mike Glenn
1979-80	875	Earl Monroe
1980-81	891	Mike Glenn
1981-82	857	Mike Newlin
1982-83	827	Ernie Grunfeld
1983-84	827	Ray Williams
1984-85	865	Rory Sparrow
1985-86	833	Ernie Grunfeld
1986-87	816	Gerald Henderson
1987-88	841	Johnny Newman
1988-89	911	Kiki Vandeweghe
1989-90	917	Kiki Vandeweghe
1990-91	899	Kiki Vandeweghe
1991-92	802	Kiki Vandeweghe
1992-93	821	Doc Rivers
1993-94	906	Rolando Blackman
1994-95	808	Hubert Davis
1995-96	868	Hubert Davis
1996-97	808	Charles Oakley
1997-98	851	Charles Oakley
1998-99	862	Allan Houston
1999-00	866	Latrell Sprewell
2000-01	909	Allan Houston
2001-02	870	Allan Houston
2002-03	919	Allan Houston
2003-04	913	Allan Houston
2004-05	843	Jamal Crawford
2005-06	826	Jamal Crawford
2006-07	838	Jamal Crawford
2007-08	864	Jamal Crawford
2008-09	856	Chris Duhon
2009-10	823	Larry Hughes

Three-Point Field Goal Percentage (minimum 25 made)		
Season	Pct.	Player
1979-80	245	Micheal Ray Richardson
1980-81	None	None
1981-82	439	Campy Russell
1982-83	None	None
1983-84	309	Ray Williams
1984-85	403	Trent Tucker
1985-86	451	Trent Tucker
1986-87	422	Trent Tucker
1987-88	413	Trent Tucker
1988-89	399	Trent Tucker
1989-90	388	Trent Tucker
1990-91	418	Trent Tucker
1991-92	394	Kiki Vandeweghe
1992-93	425	Rolando Blackman
1993-94	402	Hubert Davis
1994-95	455	Hubert Davis
1995-96	476	Hubert Davis
1996-97	387	Chris Childs
1997-98	385	Allan Houston
1998-99	407	Allan Houston
1999-00	436	Allan Houston
2000-01	389	Glen Rice
2001-02	405	Mark Jackson
2002-03	396	Allan Houston
2003-04	431	Allan Houston
2004-05	409	Tim Thomas
2005-06	491	Jalen Rose
2006-07	390	Nate Robinson
2007-08	385	Fred Jones
2008-09	455	Jamal Crawford
2009-10	431	Bill Walker

Minutes		
Season	Min.	Player
1951-52	2,113	Max Zaslofsky
1952-53	2,333	Harry Gallatin
1953-54	2,690	Harry Gallatin
1954-55	2,548	Harry Gallatin
1955-56	2,378	Harry Gallatin
1956-57	2,516	Kenny Sears
1957-58	2,685	Kenny Sears
1958-59	2,558	Richie Guerin
1959-60	2,549	Richie Guerin
1960-61	3,023	Richie Guerin
1961-62	3,348	Richie Guerin
1962-63	2,712	Richie Guerin
1963-64	2,489	Len Chappell
1964-65	3,042	Willis Reed
1965-66	3,084	Walt Bellamy
1966-67	3,010	Walt Bellamy
1967-68	2,879	Willis Reed
1968-69	3,108	Willis Reed
1969-70	3,089	Willis Reed
1970-71	3,455	Walt Frazier
1971-72	3,126	Walt Frazier
1972-73	3,181	Walt Frazier
1973-74	3,338	Walt Frazier
1974-75	3,204	Walt Frazier
1975-76	2,889	Earl Monroe
1976-77	2,687	Walt Frazier
1977-78	3,182	Bob McAdoo
1978-79	2,667	Toby Knight
1979-80	3,150	Bill Cartwright
1980-81	3,175	Micheal Ray Richardson
1981-82	3,044	Micheal Ray Richardson
1982-83	2,468	Bill Cartwright
1983-84	2,667	Bernard King
1984-85	2,489	Darrell Walker
1985-86	2,344	Rory Sparrow

1986-87	2,758	Gerald Wilkins
1987-88	3,249	Mark Jackson
1988-89	2,896	Patrick Ewing
1989-90	3,165	Patrick Ewing
1990-91	3,104	Patrick Ewing
1991-92	3,150	Patrick Ewing
1992-93	3,003	Patrick Ewing
1993-94	2,972	Patrick Ewing
1994-95	2,920	Patrick Ewing
1995-96	3,457	Anthony Mason
1996-97	2,887	Patrick Ewing
1997-98	2,848	Allan Houston
1998-99	1,815	Allan Houston
1999-00	3,276	Latrell Sprewell
2000-01	3,017	Latrell Sprewell
2001-02	3,326	Latrell Sprewell
2002-03	3,108	Allan Houston
2003-04	2,548	Kurt Thomas
2004-05	3,281	Stephon Marbury
2005-06	2,555	Jamal Crawford
2006-07	2,849	Eddy Curry
2007-08	3,190	Jamal Crawford
2008-09	2,906	Chris Duhon
2009-10	3,019	David Lee

Rebounding		
Season	Reb.	Player
1950-51	800	Harry Gallatin
1951-52	731	Nat Clifton
1952-53	916	Harry Gallatin
1953-54	1,098	Harry Gallatin
1954-55	995	Harry Gallatin
1955-56	740	Harry Gallatin
1956-57	725	Harry Gallatin
1957-58	799	Willie Nauls
1958-59	723	Willie Nauls
1959-60	921	Willie Nauls
1960-61	1,055	Willie Nauls
1961-62	1,066	Johnny Green
1962-63	964	Johnny Green
1963-64	799	Johnny Green
1964-65	1,175	Willis Reed
1965-66	1,152	Walt Bellamy
1966-67	1,136	Willis Reed
1967-68	1,073	Willis Reed
1968-69	1,191	Willis Reed
1969-70	13.9	Willis Reed
1970-71	13.7	Willis Reed
1971-72	13.1	Jerry Lucas
1972-73	10.7	Dave DeBusschere
1973-74	10.7	Dave DeBusschere
1974-75	8.6	John Giannelli
1975-76	11.3	Spencer Haywood
1976-77	12.7	Bob McAdoo
1977-78	12.8	Bob McAdoo
1978-79	10.9	Marvin Webster
1979-80	8.9	Bill Cartwright
1980-81	7.5	Bill Cartwright
1981-82	11.3	Maurice Lucas
1982-83	8.1	Truck Robinson
1983-84	8.4	Bill Cartwright
1984-85	8.2	Pat Cummings
1985-86	9.0	Patrick Ewing
1986-87	8.8	Patrick Ewing
1987-88	8.2	Patrick Ewing
1988-89	10.5	Charles Oakley
1989-90	11.9	Charles Oakley
1990-91	12.1	Charles Oakley
1991-92	11.2	Patrick Ewing
1992-93	12.1	Patrick Ewing
1993-94	11.8	Charles Oakley
1994-95	11.0	Patrick Ewing
1995-96	10.6	Patrick Ewing

1996-97	10.7	Patrick Ewing
1997-98	9.2	Charles Oakley
1998-99	9.9	Patrick Ewing
1999-00	9.7	Patrick Ewing
2000-01	11.5	Marcus Camby
2001-02	9.1	Kurt Thomas
2002-03	7.9	Kurt Thomas
2003-04	8.3	Kurt Thomas
2004-05	10.4	Kurt Thomas
2005-06	6.0	Eddy Curry
2006-07	10.4	David Lee
2007-08	10.3	Zach Randolph
2008-09		

YEARLY STATISTICAL LEADERS

TOP SEASONAL MARKS

2002-03	5.4	Howard Eisle
2003-04	9.3	Stephon Marbury
2004-05	8.1	Stephon Marbury
2005-06	6.4	Stephon Marbury
2006-07	5.4	Stephon Marbury
2007-08	5.0	Jamal Crawford
2008-09	7.2	Chris Duhon
2009-10	5.6	Chris Duhon

Personal Fouls		
Season	Fouls	Player
1946-47	127	Stan Stutz
1947-48	171	Lee Knorek
1948-49	258	Lee Knorek
1949-50	215	Harry Gallatin
1950-51	269	Nat Clifton
1951-52	227	Nat Clifton
1952-53	287	Carl Braun
1953-54	259	Carl Braun
1954-55	286	Ray Felix
1955-56	293	Ray Felix
1956-57	284	Ray Felix
1957-58	283	Ray Felix
1958-59	275	Ray Felix
1959-60	258	Charlie Tyra
1960-61	310	Richie Guerin
1961-62	299	Richie Guerin
1962-63	263	Gene Conley
1963-64	278	Tom Gola
1964-65	339	Willis Reed
1965-66	323	Willis Reed
1966-67	293	Willis Reed
1967-68	343	Willis Reed
1968-69	314	Willis Reed
1969-70	287	Willis Reed
1970-71	245	Bill Bradley
1971-72	254	Bill Bradley
1972-73	273	Bill Bradley
1973-74	278	Bill Bradley
1974-75	330	Phil Jackson
1975-76	275	Phil Jackson
1976-77	363	Lonnie Shelton
1977-78	350	Lonnie Shelton
1978-79	309	Toby Knight
1979-80	306	Larry Demic
1980-81	270	Ray Williams
1981-82	317	Micheal Ray Richardson
1982-83	315	Bill Cartwright
1983-84	274	Ray Williams
1984-85	286	James Bailey
1985-86	216	Darrell Walker
1986-87	248	Patrick Ewing
1987-88	332	Patrick Ewing
1988-89	311	Patrick Ewing
1989-90	325	Patrick Ewing
1990-91	288	Charles Oakley
1991-92	277	Patrick Ewing
1992-93	289	Charles Oakley
1993-94	293	Charles Oakley
1994-95	286	Charles Smith
1995-96	247	Patrick Ewing
1996-97	305	Charles Oakley
1997-98	280	Charles Oakley
1998-99	159	Kurt Thomas
1999-00	278	Kurt Thomas
2000-01	287	Kurt Thomas
2001-02	341	Kurt Thomas
2002-03	344	Kurt Thomas
2003-04	298	Kurt Thomas
2004-05	310	Kurt Thomas
2005-06	239	Eddy Curry
2006-07	265	Eddy Curry
2007-08	210	David Lee

2008-09	260	David Lee
2009-10	257	David Lee

Steals		
Season	Steals	Player
1973-74	2.01	Walt Frazier
1974-75	2.44	Walt Frazier
1975-76	1.80	Walt Frazier
1976-77	1.74	Walt Frazier
1977-78	1.48	Butch Carter
1978-79	1.58	Ray Williams
1979-80	3.23	Micheal Ray Richardson
1980-81	2.94	Micheal Ray Richardson
1981-82	2.60	Micheal Ray Richardson
1982-83	1.32	Bernard King
1983-84	2.13	Ray Williams
1984-85	1.29	Bernard King
1985-86	1.80	Darrell Walker
1986-87	1.66	Trent Tucker
1987-88	2.50	Mark Jackson
1988-89	1.93	Mark Jackson
1989-90	1.33	Mark Jackson
1990-91	1.68	Maurice Cheeks
1991-92	1.38	Mark Jackson
1992-93	1.61	Greg Anthony
1993-94	1.61	John Starks
1994-95	1.20	Charles Oakley
1995-96	1.60	Derek Harper
1996-97	1.39	Charles Oakley
1997-98	1.76	Charlie Ward
1998-99	2.06	Charlie Ward
1999-00	1.33	Latrell Sprewell
2000-01	1.38	Latrell Sprewell
2001-02	1.16	Latrell Sprewell
2002-03	1.38	Latrell Sprewell
2003-04	1.38	Stephon Marbury
2004-05	1.49	Stephon Marbury
2005-06	1.10	Jamal Crawford
2006-07	0.97	Jamal Crawford
2007-08	1.01	Jamal Crawford
2008-09	1.28	Nate Robinson
2009-10	1.29	Larry Hughes

Blocked Shots		
Season	Blocks	Player
1973-74	1.11	Willis Reed
1974-75	1.48	John Gianelli
1975-76	1.03	Spencer Haywood
1976-77	1.25	Bob McAdoo
1977-78	1.59	Bob McAdoo
1978-79	1.87	Marvin Webster
1979-80	1.85	Joe Meriweather
1980-81	1.18	Marvin Webster
1981-82	1.11	Marvin Webster
1982-83	1.60	Marvin Webster
1983-84	1.32	Marvin Webster
1984-85	0.68	James Bailey
1985-86	2.06	Patrick Ewing
1986-87	2.33	Patrick Ewing
1987-88	2.99	Patrick Ewing
1988-89	3.51	Patrick Ewing
1989-90	3.99	Patrick Ewing
1990-91	3.19	Patrick Ewing
1991-92	2.99	Patrick Ewing
1992-93	1.99	Patrick Ewing
1993-94	2.75	Patrick Ewing
1994-95	2.01	Patrick Ewing
1995-96	2.42	Patrick Ewing
1996-97	2.42	Patrick Ewing
1997-98	1.00	Chris Dudley
1998-99	2.63	Patrick Ewing
1999-00	1.97	Marcus Camby
2000-01	2.16	Marcus Camby

2001-02	0.96	Kurt Thomas
2002-03	1.20	Kurt Thomas
2003-04	1.89	Dikembe Mutombo
2004-05	0.99	Kurt Thomas
2005-06	0.78	Eddy Curry
2006-07	0.65	Renaldo Balkman
2007-08	0.49	Eddy Curry
2008-09	0.91	Wilson Chandler
2009-10	1.12	Jared Jeffries

Disqualifications		
Season	Disqual	Player
1950-51	13	Nat Clifton
1951-52	8	Three Tied
1952-53	14	Carl Braun
1953-54	6	Carl Braun
1954-55	11	Ray Felix
1955-56	13	Ray Felix
1956-57	9	Ray Felix
1957-58	12	Ray Felix
1958-59	9	Ray Felix
1959-60	10	Charlie Tyra
1960-61	7	Charlie Tyra
1961-62	10	Darrell Imhoff
1962-63	12	Paul Hogue
1963-64	7	Tom Gola
1964-65	14	Willis Reed
1965-66	13	Willis Reed
1966-67	9	Willis Reed
1967-68	12	Willis Reed
1968-69	7	Willis Reed
1969-70	2	Four Tied
1970-71	4	Phil Jackson
1971-72	4	Three Tied
1972-73	5	Bill Bradley
1973-74	7	Phil Jackson
1974-75	10	Phil Jackson
1975-76	3	Walk/Jackson
1976-77	10	Lonnie Shelton
1977-78	11	Lonnie Shelton
1978-79	8	Joe Meriweather
1979-80	10	Larry Demic
1980-81	4	Ray Williams
1981-82	4	Maurice Lucas
1982-83	7	Bill Cartwright
1983-84	6	Truck Robinson
1984-85	16	Ken Bannister
1985-86	12	James Bailey
1986-87	7	Kenny Walker
1987-88	9	Sidney Green
1988-89	5	Patrick Ewing
1989-90	7	Patrick Ewing
1990-91	4	Charles Oakley
1991-92	4	Starks/Wilkins
1992-93	5	Charles Oakley
1993-94	4	Three Tied
1994-95	6	Charles Smith
1995-96	6	Charles Oakley
1996-97	6	Chris Childs
1997-98	4	Oakley/Dudley
1998-99	3	Kurt Thomas
1999-00	6	Kurt Thomas
2000-01	6	Kurt Thomas
2001-02	8	Kurt Thomas
2002-03	12	Kurt Thomas
2003-04	4	Van Horn/K. Thomas
2004-05	6	Kurt Thomas
2005-06	5	Nate Robinson
2006-07	4	Curry/Francis
2007-08	2	Curry/Robinson/Richardson
2008-09	6	David Lee
2009-10	3	Wilson Chandler

Minutes	
1. Anthony Mason	... 1995-96 ... 3,457
2. Walt Frazier 1970-71 ... 3,455
3. Richie Guerin 1961-62 ... 3,348
4. Walt Frazier 1973-74 ... 3,338
5. Latrell Sprewell 2001-02 ... 3,326

Field Goals Made	
1. Patrick Ewing 1989-90 922
2. Patrick Ewing 1990-91 845
3. Richie Guerin 1961-62 839
4. Bob McAdoo 1977-78 814
5. Patrick Ewing 1991-92 796

Three-Point Field Goals Made	
1. John Starks 1994-95 217
2. Danilo Gallinari 2009-10 186
3. Jamal Crawford	... 2004-05 185
4. Allan Houston 2002-03 178
5. Jamal Crawford	... 2007-08 176

Free Throws Made	
1. Richie Guerin 1961-62 625
2. Richie Guerin 1962-63 509
3. Kenny Sears 1958-59 506
4. Patrick Ewing 1989-90 502
5. Richie Guerin 1960-61 496

Offensive Rebounds	
1. Charles Oakley 1993-94 349
2. Charles Oakley 1988-89 343
3. Charles Oakley 1990-91 305
4. Charles Oakley 1992-93 288
5. Maurice Lucas 1981-82 274

Assists	
1. Mark Jackson 1987-88 868
2. M. Richardson 1979-80 832
3. Mark Jackson 1991-92 694
4. Stephon Marbury 2004-05 668
5. Walt Frazier 1968-69 635

Personal Fouls	
1. Lonnie Shelton 1976-77 363
2. Lonnie Shelton 1977-78 350
3. Kurt Thomas 2002-03 344
4. Willis Reed 1967-68 343
5. Kurt Thomas 2001-02 341

Points	
1. Patrick Ewing 1989-90 ... 2,347
2. Richie Guerin 1961-62 ... 2,303
3. Patrick Ewing 1990-91 ... 2,154
4. Bob McAdoo 1977-78 ... 2,097
5. Bernard King 1983-84 ... 2,027

Field Goals Attempted	
1. Richie Guerin 1961-62 ... 1,897
2. Willie Naulls 1961-62 ... 1,798
3. Willie Naulls 1960-61 ... 1,723
4. Patrick Ewing 1989-90 ... 1,673
5. Patrick Ewing 1990-91 ... 1,645

Three-Point Field Goals Attempted	
1. John Starks 1994-95 611
2. Jamal Crawford	... 2004-05 512
3. Jamal Crawford	... 2007-08 494
4. Danilo Gallinari 2009-10 488
5. Allan Houston 2002-03 450

Free Throws Attempted	
1. Richie Guerin 1961-62 762
2. Eddy Curry 2006-07 659
3. Patrick Ewing 1989-90 648
4. Bob McAdoo 1977-78 645
5. Richie Guerin 1960-61 626

Defensive Rebounds	
1. Patrick Ewing 1992-93 789
2. Bob McAdoo 1977-78 774
3. Patrick Ewing 1990-91 711
4. Patrick Ewing 1994-95 710
5. David Lee 2008-09 695

Steals	
1. M. Richardson 1979-80 265
2. M. Richardson 1980-81 232
3. M. Richardson 1981-82 213
4. Mark Jackson 1987-88 205
5. Walt Frazier 1974-75 190

Disqualifications	
1. Ken Bannister 1984-85 16
2. Carl Braun 1952-53 14
3. Willis Reed 1964-65 14
4. Three With 1967-68 13

Scoring Average	
1. Bernard King 1984-85 32.9
2. Richie Guerin 1961-62 29.5
3. Patrick Ewing 1989-90 28.6
4. Bob McAdoo 1978-79 26.9
5. Bob McAdoo 1976-77 26.7

Field Goal Percentage (min. 200 made)	
1. David Lee 2006-07 600
2. Eddy Curry 2006-07 576
3. Bernard King 1983-84 572
4. Patrick Ewing 1988-89 567
5. Anthony Mason	... 1994-95 566

Three-Point Field Goal % (min. 41 made)	
1. Hubert Davis 1995-96 ... 476
2. Hubert Davis 1994-95 ... 455
3. Trent Tucker 1985-86 ... 451
4. Allan Houston 1999-00 ... 436
5. Allan Houston 2003-04 ... 431

Free Throw % (min. 41 made)	
1. Allan Houston 2002-03 ... 919
2. Kiki Vandeweghe 1989-90 ... 917
3. Allan Houston 2003-04 ... 913
4. Kiki Vandeweghe 1988-89 ... 911
5. Allan Houston 2000-01 ... 909

Total Rebounds	
1. Willis Reed 1968-69 ... 1,191
2. Willis Reed 1964-65 ... 1,175
3. Walt Bellamy 1965-66 ... 1,152
4. Willis Reed 1966-67 ... 1,136
5. Willis Reed 1969-70 ... 1,126

Blocks	
1. Patrick Ewing 1989-90 327
2. Patrick Ewing 1988-89 281
3. Patrick Ewing 1990-91 258
4. Patrick Ewing 1991-92 245
5. Patrick Ewing 1987-88 245

HISTORY

HISTORY

KNICKS SINGLE-GAME BESTS

OPPONENT SINGLE-GAME BESTS

HISTORY

HISTORY

	Points			
	FG	3P	FT	Pts
1. Bernard King, vs. New Jersey, Dec. 25, 1984	19	0	22	60
2. Richie Guerin, vs. Syracuse, Dec. 11, 1959	18	0	21	57
3. Bernard King, vs. New Jersey, Feb. 16, 1985	19	0	17	55
4. Allan Houston, at L.A. Lakers, Feb. 16, 2003	18	4	13	53
Willis Reed, at Los Angeles, Nov. 1, 1967	21	0	11	53
6. Jamal Crawford, vs. Miami, Jan. 26, 2007	20	8	4	52
7. Bernard King, vs. Indiana, Nov. 24, 1984	19	0	14	52
8. Patrick Ewing, vs. Boston, Mar. 24, 1990	20	0	11	51
Richie Guerin, vs. Boston, Feb. 14, 1962	23	0	5	51
10. Allan Houston, vs. Milwaukee, Mar. 16, 2003	13	6	18	50
Patrick Ewing, vs. Charlotte, Dec. 1, 1990	22	0	6	50
Bernard King, at Dallas, Feb. 1, 1984	20	0	10	50
Bernard King, at San Antonio, Jan. 31, 1984	20	0	10	50
Richie Guerin, at Philadelphia, Feb. 25, 1962	17	0	16	50
15. Latrell Sprewell, vs. Boston, Dec. 11, 2001*	18	6	7	49
Willie Naulls, vs. Detroit, Feb. 7, 1961	23	0	3	49
17. Latrell Sprewell, at Milwaukee, Jan. 26, 2002**	17	9	5	48
18. Richie Guerin, vs. Chicago, Nov. 21, 1961	19	0	9	47
Carl Braun, at Providence, Dec. 6, 1947	18	0	11	47
20. Patrick Ewing, vs. Boston, Mar. 7, 1995	18	0	10	46
Bernard King, at Philadelphia, Feb. 13, 1985	16	0	14	46
Spencer Haywood, at New Orleans, Oct. 26, 1978	20	0	6	46
Willis Reed, vs. Los Angeles, Mar. 5, 1965	17	0	12	46
Richie Guerin, vs. Philadelphia, Jan. 30, 1962	16	0	14	46

Rebounds	
1. Willis Reed, vs. Cincinnati, Feb. 2, 1971	33
Harry Gallatin, at Fort Wayne, Mar. 15, 1953	33
3. Harry Gallatin, vs. Philadelphia, Nov. 30, 1954*	31
4. Willis Reed, vs. Baltimore, Nov. 12, 1970	30
Harry Gallatin, vs. Fort Wayne, Nov. 16, 1954*	30
Harry Gallatin, vs. Baltimore, Feb. 6, 1954	30
7. Willis Reed, at Philadelphia, Dec. 8, 1967	29
Willie Naulls, vs. Syracuse, at Philadelphia, Jan. 2, 1958	29
Harry Gallatin, vs. Fort Wayne, at Boston, Jan. 14, 1955	29
Harry Gallatin, vs. Baltimore, Nov. 15, 1953	29

Assists	
1. Chris Duhon, vs. Golden State, Nov. 29, 2008	22
2. Richie Guerin, vs. St. Louis, Dec. 12, 1958	21
3. Stephon Marbury, at Indiana, Apr. 10, 2005*	19
Mark Jackson, vs. Houston, Feb. 6, 1992	19
Micheal Ray Richardson, vs. Cleveland, Mar. 21, 1981	19
Richie Guerin, vs. St. Louis, Feb. 13, 1960	19
7. Mark Jackson, at Chicago, Apr. 8, 1988	18
Mark Jackson, at Chicago, Jan. 30, 1988*	18
Ray Williams, at Milwaukee, Nov. 14, 1980	18
Micheal Ray Richardson, at Phoenix, Jan. 23, 1980	18
Micheal Ray Richardson, vs. Boston, Nov. 17, 1979	18

Steals	
1. Micheal Ray Richardson, at Chicago, Dec. 23, 1980	9
2. Chris McNealy, vs. Washington, March 4, 1986	8
Micheal Ray Richardson, vs. San Antonio, Jan. 6, 1981	8
Sergio Rodriguez, vs. Milwaukee, Feb. 22, 2010	8
4. Done 27 times (last time: Charlie Ward, at Orlando, Feb. 12, 2002)	7

Blocked Shots	
1. Dikembe Mutombo, vs. New Jersey, Jan. 4, 2004	10
Joe C. Meriweather, at Atlanta, Dec. 12, 1979	10
3. Patrick Ewing, at Utah, Jan. 23, 1991	9
Patrick Ewing, vs. Philadelphia, April 6, 1990	9
Patrick Ewing, vs. Miami, Feb. 5, 1990	9

*Represents number of overtime periods

	Points			
	FG	3P	FT	Pts
1. Wilt Chamberlain, vs. Philadelphia, at Hersey, PA, Mar. 2, 1962	36	0	28	100
2. Wilt Chamberlain, vs. San Francisco, Nov. 16, 1962	29	0	15	73
3. Elgin Baylor, vs. Los Angeles, Nov. 15, 1960	28	0	15	71
4. Pete Maravich, at New Orleans, Feb. 25, 1977	26	0	16	68
5. Wilt Chamberlain, at Philadelphia, Feb. 25, 1962	25	0	17	67
Wilt Chamberlain, at Philadelphia, Mar. 9, 1961	27	0	13	67
7. Jerry West, at Los Angeles, Jan. 17, 1962	22	0	19	63
8. Wilt Chamberlain, vs. San Francisco, Jan. 29, 1963	27	0	8	62
9. Kobe Bryant, vs. L.A. Lakers, Feb. 2, 2009	19	3	20	61
10. Wilt Chamberlain, at San Francisco, Oct. 30, 1962	24	0	11	59
Wilt Chamberlain, vs. Philadelphia, at Syracuse, NY, Feb. 8, 1962	23	0	13	59
Wilt Chamberlain, vs. Philadelphia, Dec. 25, 1961**	23	0	13	59

Rebounds	
1. Wilt Chamberlain, at Philadelphia, Nov. 10, 1959	43
2. Bill Russell, at Boston, Dec. 19, 1959	39
Bill Russell, vs. Boston, at Providence, RI, Dec. 21, 1961	39
4. Bill Russell, at Boston, Dec. 4, 1959	38
Bill Russell, vs. Boston, Jan. 30, 1965	38

Assists	
1. John Stockton, vs. Utah, Dec. 19, 1989	27
2. Guy Rodgers, at Chicago, Dec. 21, 1966	24
3. Steve Nash, vs. Phoenix, Jan. 2, 2006***	22
Ennis Whatley, at Chicago, Jan. 14, 1984	22
Oscar Robertson, at Cincinnati, Mar. 5, 1966*	22

Steals	
1. Michael Jordan, at Chicago, Dec. 7, 1990	8
Michael Jordan, at Chicago, Apr. 8, 1988	8
Michael Jordan, at Chicago, Mar. 6, 1987	8
Alvin Robertson, vs. San Antonio, Dec. 22, 1986	8
Lionel Hollins, at Portland, Jan. 10, 1978	8
Foots Walker, vs. Cleveland, Oct. 25, 1977*	8
Ron Lee, at Phoenix, Jan. 19, 1977	8
Larry Steele, at Portland, Nov. 9, 1975	8
Phil Chenier, at Capital, Nov. 25, 1973	8

Blocked Shots	
1. Larry Nance, at Cleveland, Jan. 7, 1989	11
2. Emeka Okafor, vs. Charlotte, Jan. 12, 2007	10
3. Alonzo Mourning, at Miami, Nov. 28, 2005	9
Samuel Dalembert, at Philadelphia, Apr. 3, 2004	9
Ben Wallace, at Detroit, Nov. 21, 2003	9
Adonal Foyle, at Golden State, Feb. 21, 2003	9
Shaquille O'Neal, at Orlando Feb. 14, 1993***	9
Manute Bol, at Washington, Feb. 28, 1987	9
Artis Gilmore, at Chicago, Mar. 25, 1977	9

*Represents number of overtime periods

KNICKS ALL-TIME INDIVIDUAL HIGHS

Points, Game	60..... Bernard Kingvs. New Jersey..... Dec. 25, 1984
Points, First Half	40..... Bernard Kingvs. New Jersey..... Dec. 25, 1984
Points, Second Half	38..... Patrick Ewingvs. Boston..... Mar. 7, 1995
Points, Quarter	24..... Allan Houstonvs. Milwaukee (4th) Jan. 12, 2002
	Willis Reedat L.A. Lakers (2nd) Nov. 1, 1967
Minutes	62..... Jim Baechtoldat Philadelphia*** Feb. 25, 1955
	58..... Walt Frazierat Philadelphia** Jan. 22, 1969
Minutes, No Field Goals Attempted	31..... Clarence Weatherspoon...at Denver Apr. 2, 2003
Minutes, No Fouls	54..... Eddy Curryvs. Detroit*** Dec. 27, 2006
Field Goals Made	23..... Richie Guerin.....vs. Boston..... Feb. 14, 1962
	Willie Naulls.....vs. Detroit.....Feb. 7, 1961
Field Goals Attempted	37..... Patrick Ewingat San Antonio* Mar. 26, 1991
	36..... Done six times
	Last: Latrell Sprewellat Milwaukee** Jan. 26, 2002
Field Goals Made, No Misses	11..... Johnny Newman.....at Boston..... Jan. 6, 1988
	Bernard Kingvs. Chicago..... Jan. 19, 1984
Field Goals Missed, None Made	15..... Charlie Tyraat Philadelphia Nov. 7, 1956
3-Point Field Goals Made	9..... Latrell Sprewellvs. L.A. Clippers..... Feb. 4, 2003
	Latrell Sprewellat Milwaukee** Jan. 26, 2002
	John Starksvs. Milwaukee* Jan. 29, 1998
3-Point Field Goals Made, Half	7..... John Starks.....vs. Miami (1st) Nov. 22, 1993
3-Point Field Goals Made, Quarter	6..... Quentin Richardson.....vs. Washington (1st) Nov. 22, 2008
	John Starksvs. Milwaukee (2nd) Jan. 29, 1998
3-Point Field Goals Attempted	16..... Danilo Gallinari.....vs. Philadelphia* Oct. 31, 2009
	Jamal Crawfordvs. Toronto..... Feb. 22, 2008
	John Starksat Toronto..... Apr. 6, 1996
3-Point Field Goals Made, No Misses	9..... Latrell Sprewellvs. L.A. Clippers..... Feb. 4, 2003
3-Point Field Goals Missed, None Made	9..... Charlie Wardat Boston..... Nov. 24, 2003
	John Starksvs. Sacramento..... Feb. 23, 1995
3-Point Field Goals Attempted, No 2-Ptrs	11..... Jamal Crawfordat L.A. Lakers..... Mar. 29, 2005
Free Throws Made, Game	22..... Bernard Kingvs. New Jersey..... Dec. 25, 1984
	Richie Guerin.....at Boston Feb. 11, 1961
Free Throws Made, Quarter	13..... Kenny Searsat Boston Nov. 3, 1956
Free Throws Made, Half	16..... Kenny Searsat Boston Nov. 3, 1956
Free Throws Attempted	26..... Bernard Kingvs. New Jersey..... Dec. 25, 1984
	Richie Guerin.....vs. Syracuse Dec. 11, 1959
	Carl Braunvs. Washington..... Feb. 22, 1950
Free Throws Made, No Misses	19..... Bill Cartwrightvs. Kansas City Nov. 17, 1981
Free Throws Missed, None Made	6..... Chris Wilcoxvs. Orlando..... Mar. 23, 2009
	Dave DeBusschere.....vs. Seattle..... Mar. 10, 1970
	Johnny Greenvs. L.A. Lakers Nov. 26, 1963
Offensive Rebounds	14..... Charles Oakleyvs. Boston* Jan. 3, 1989
	12..... Pat Cummings.....at Utah Dec. 5, 1986
Defensive Rebounds	22..... Patrick Ewingvs. Miami..... Dec. 19, 1992
Total Rebounds	33..... Willis Reedvs. Cincinnati..... Feb. 2, 1971
	Harry Gallatinat Fort Wayne Mar. 15, 1953
Assists	22..... Chris Duhonvs. Golden State..... Nov. 29, 2008
Assists, No Turnovers	14..... Mark Jacksonat Milwaukee..... Dec. 4, 2001
	Doc Riversvs. Utah Mar. 4, 1993
	Mark Jacksonvs. Chicago..... Apr. 19, 1988
	Jim Clemonsvs. Golden State..... Jan. 29, 1979
Steals	9..... Micheal Ray Richardson ..at Chicago..... Dec. 23, 1980
Turnovers	11..... Micheal Ray Richardson ..at Milwaukee..... Nov. 13, 1981
Blocked Shots	10..... Dikembe Mutombovs. New Jersey..... Jan. 4, 2004
	Joe C. Meriweatherat Atlanta Dec. 12, 1979
Quickest Disqualifications (minutes)	6..... Len Elmoreat Kansas City Feb. 14, 1984
	Nat CliftonMinneapolis.....at Moorhead, MN Mar. 12, 1956

*Represents number of overtime periods

OPPONENTS ALL-TIME INDIVIDUAL HIGHS

Points, Game	100..... Wilt Chamberlainvs. Philadelphia at Hershey Mar. 2, 1962
Points, Half	59..... Wilt Chamberlainvs. Philadelphia at Hers. (2nd) . Mar. 2, 1962
Points, Quarter	31..... Wilt Chamberlainvs. Philadelphia at Hers. 4th Mar. 2, 1962
Minutes	63..... Don Henriksen.....vs. Baltimore at Boston*** ... Mar. 11, 1953
Field Goals Made, Game	36..... Wilt Chamberlainvs. Philadelphia at Hers..... Mar. 2, 1962
Field Goals Made, Half	22..... Wilt Chamberlainvs. Philadelphia at Hers. 2nd..... Mar. 2, 1962
Field Goals Made, Quarter	12..... Wilt Chamberlainvs. Philadelphia at Hers. 4th Mar. 2, 1962
	Cliff Haganvs. St. Louis 4th.....Feb. 4, 1958
Field Goals Attempted, Game	63..... Wilt Chamberlainvs. Philadelphia at Hers..... Mar. 2, 1962
Field Goals Attempted, Half	37..... Wilt Chamberlainvs. Philadelphia at Hers. 2nd..... Mar. 2, 1962
Field Goals Attempted, Quarter	21..... Wilt Chamberlainvs. Philadelphia at Hers. 4th Mar. 2, 1962
Field Goals Made, No Misses	12..... Walt Bellamyat Baltimore Jan. 23, 1964
Field Goals Missed, No Makes	15..... Howie Dallmarat Philadelphia Nov. 27, 1947
3-Point Field Goals Made, All-Time	108..... Reggie Miller
3-Point Field Goals Made	8..... Vladimir Radmanovicvs. Seattle..... Jan. 8, 2006
	Ray Allenvs. Milwaukee Jan. 12, 2002
3-Point Field Goals Attempted, All-Time	314..... Reggie Miller
3-Point Field Goals Attempted	17..... Antoine Walkervs. Boston* Dec. 11, 2001
	14..... Quentin Richardson.....vs. Phoenix Jan. 25, 2005
	Ray Allen.....at Milwaukee Jan. 12, 2002
	Tim Hardaway.....at Miami* Feb. 4, 2001
	Nick Andersonvs. Orlando..... Feb. 1, 1996
3-Point Field Goals Made, No Misses	7..... Sasha Danilovicvs. Miami..... Dec. 3, 1996
3-Point Field Goals Missed, No Makes	9..... Ray Allen.....vs. Boston..... Jan. 4, 2009
	Dana Barrosat Boston Jan. 12, 1996
Free Throws Made, Game	28..... Wilt Chamberlainvs. Philadelphia at Hers..... Mar. 2, 1962
Free Throws Made, Half	18..... Michael Jordanat Chicago (2nd) Jan. 21, 1990
Free Throws Made, Quarter	14..... Rick Barryvs. San Francisco (3rd) Dec. 6, 1966
Free Throws Attempted, Game	32..... Wilt Chamberlainvs. Philadelphia at Hers..... Mar. 2, 1962
Free Throws Attempted, Half	18..... Michael Jordanat Chicago (2nd) Jan. 21, 1990
	Wilt Chamberlainvs. Philadelphia at Hers. (2nd) . Mar. 2, 1962
	Rick Barryvs. San Francisco (2nd) Dec. 6, 1966
	15..... Rick Barryvs. San Francisco (3rd) Dec. 6, 1966
	20..... Kobe Bryantvs. L.A. Lakers Feb. 2, 2009
Free Throws Missed, No Makes	7..... Tim Duncanvs. San Antonio Jan. 15, 2001
	Frank Selvyat L.A. Lakers..... Jan. 19, 1962
Offensive Rebounds, All-Time	322..... Moses Malone
Offensive Rebounds, Game	16..... Charles Barkleyat Philadelphia Mar. 4, 1987
Defensive Rebounds, All-Time	656..... Robert Parish
Defensive Rebounds, Game	25..... Robert Parishat Golden State Mar. 30, 1979
Total Rebounds	43..... Wilt Chamberlainat Philadelphia Nov. 10, 1959
Assists	27..... John Stockton.....vs. Utah Dec. 19, 1989
Steals, All-Time	154..... Maurice Cheeks
Steals, Game	8..... Done nine times
	Last: Michael Jordanat Chicago..... Dec. 7, 1990
Turnovers, All-Time	250..... Isiah Thomas
Turnovers, Game	14..... Jason Kiddat Phoenix..... Nov. 17, 2000
Blocked Shots, All-Time	159..... Tree Rollins
Blocked Shots, Game	11..... Larry Nanceat Cleveland Jan. 7, 1989
Quickest Disqualifications	6..... Bill Bridges.....vs. St. Louis Oct. 29, 1963

*Represents number of overtime periods

ALL-TIME INDIVIDUAL HIGHS AT PRESENT MSG

First game played on Feb. 14, 1968

New York Knicks

Points	60	Bernard King	vs. New Jersey	Dec. 25, 1984
Minutes	55	Stephon Marbury	vs. Phoenix***	Jan. 2, 2006
Field Goals Made	22	Patrick Ewing	vs. Charlotte	Dec. 1, 1990
Field Goals Attempted	35	Patrick Ewing	vs. Orlando*	Mar. 8, 1993
		Patrick Ewing	vs. Phoenix*	Jan. 5, 1992
3-Point Field Goals Made	9	Latrell Sprewell	vs. L.A. Clippers	Feb. 4, 2003
		John Starks	vs. Milwaukee*	Jan. 29, 1998
3-Point Field Goals Attempted	16	Danilo Gallinari	vs. Philadelphia*	Oct. 31, 2009
		Jamal Crawford	vs. Toronto	Feb. 22, 2008
Free Throws Made	22	Bernard King	vs. New Jersey	Dec. 25, 1984
Free Throws Attempted	26	Bernard King	vs. New Jersey	Dec. 25, 1984
Free Throws Made, No Misses	19	Bill Cartwright	vs. Kansas City	Nov. 17, 1981
Offensive Rebounds	14	Charles Oakley	vs. Boston*	Jan. 3, 1989
	11	Done four times		
Defensive Rebounds	22	Patrick Ewing	vs. Miami	Dec. 19, 1992
Rebounds	33	Willis Reed	vs. Cincinnati	Feb. 2, 1971
Assists	22	Chris Duhon	vs. Golden State	Nov. 29, 2008
Steals	8	Sergio Rodriguez	vs. Milwaukee	Feb. 22, 2010
		Chris McNealy	vs. Washington	Mar. 4, 1986
		Micheal Ray Richardson	vs. San Antonio	Jan. 6, 1981
Turnovers	10	Micheal Ray Richardson	vs. Indiana*	Dec. 11, 1979
		Ray Williams	vs. Milwaukee	Dec. 3, 1977
Blocked Shots	10	Dikembe Mutombo	vs. New Jersey	Jan. 4, 2004

Opponents

Points	61	Kobe Bryant	vs. L.A. Lakers	Feb. 2, 2009
Minutes	60	Shawn Marion	vs. Phoenix***	Jan. 2, 2006
Field Goals Made	21	Michael Jordan	vs. Chicago	Mar. 28, 1995
Field Goals Attempted	40	Elvin Hayes	vs. San Diego*	Jan. 19, 1971
	38	Bernard King	vs. Washington**	Feb. 26, 1991
	37	Richard Hamilton	vs. Detroit***	Dec. 27, 2007
		Michael Jordan	vs. Chicago	Mar. 28, 1995
3-Point Field Goals Made	8	Vladimir Radmanovic	vs. Seattle	Jan. 8, 2006
		Ray Allen	vs. Milwaukee	Jan. 12, 2002
3-Point Field Goals Attempted	17	Antoine Walker	vs. Boston*	Dec. 11, 2001
	14	Quentin Richardson	vs. Phoenix	Jan. 25, 2005
		Nick Anderson	vs. Orlando	Feb. 1, 1996
Free Throws Made	23	Kobe Bryant	vs. L.A. Lakers	Jan. 31, 2006
Free Throws Attempted	26	Kobe Bryant	vs. L.A. Lakers	Jan. 31, 2006
Free Throws Made, No Misses	20	Kobe Bryant	vs. L.A. Lakers	Feb. 2, 2009
Offensive Rebounds	15	Hakeem Olajuwon	vs. Houston	Feb. 14, 1985
Defensive Rebounds	20	Sven Nater	vs. Buffalo	Feb. 18, 1978
		Dave Cowens	vs. Boston	Mar. 2, 1974
Rebounds	35	Elvin Hayes	vs. San Diego*	Jan. 19, 1971
	32	Gus Johnson	vs. Baltimore	Dec. 27, 1970
Assists	27	John Stockton	vs. Utah	Dec. 19, 1989
Steals	8	Alvin Robertson	vs. San Antonio	Dec. 22, 1986
		Foots Walker	vs. Cleveland*	Oct. 25, 1977
Turnovers	10	Isiah Thomas	vs. Detroit	Dec. 28, 1983
		Larry Bird	vs. Boston	Nov. 17, 1979
Blocked Shots	10	Emeka Okafor	vs. Charlotte	Jan. 12, 2007

*Represents number of overtime periods

THE 40-POINT CLUB

There have been 127 40-plus point games in New York Knicks regular season history. The last time a Knicks player recorded at least 40 points in one game occurred on Jan. 1, 2010 vs. Atlanta by Nate Robinson with 41. Bernard King hold the franchise record for most 40-plus point games in a single season with 13 in 1984-85.

Player	Total	High Game
Patrick Ewing	30	51 vs. Boston, Mar. 24, 1990
Bernard King	23	60 vs. New Jersey, Dec. 25, 1984
Richie Guerin	13	57 vs. Syracuse, Dec. 11, 1959
Bob McAdoo	9	45 at Los Angeles, Jan. 23, 1979
Stephon Marbury	5	45 at L.A. Lakers, Mar. 29, 2005
Walt Frazier	5	44 at Los Angeles, Nov. 2, 1973
Jamal Crawford	4	52 vs. Miami, Jan. 26, 2007
Allan Houston	4	53 at L.A. Lakers, Feb. 16, 2003
Willis Reed	4	53 at Los Angeles, Nov. 1, 1967
Willie Naulls	4	49 vs. Detroit, Feb. 7, 1961
Latrell Sprewell	3	49 vs. Boston, Dec. 12, 2001
Nate Robinson	3	45 vs. Portland *, Mar. 8, 2008
Dick Barnett	2	41 vs. San Francisco, Nov. 23, 1965
Walt Bellamy	2	44 vs. Los Angeles, Jan. 8, 1966
Carl Braun	2	47 at Providence, Dec. 6, 1947
Cazzie Russell	2	42 at Detroit, Jan. 21, 1968
Gerald Wilkins	2	43 at New Jersey, Feb. 21, 1987
Al Harrington	2	42 vs. Philadelphia, Oct. 31, 2009
Eddy Curry	1	43 at Milwaukee, Apr. 7, 2007
Dave DeBusschere	1	41 at Buffalo, Dec. 7, 1973
Spencer Haywood	1	46 at New Orleans, Oct. 26, 1978
Toby Knight	1	43 at Chicago, Dec. 15, 1978
Bill McGill	1	41 vs. Los Angeles, Nov. 26, 1963
Kenny Sears	1	41 at Detroit, Nov. 7, 1958
Lonnie Shelton	1	41 at Milwaukee, Dec. 16, 1977
Ray Williams	1	42 vs. Washington, Dec. 9, 1980

TOP INDIVIDUAL PERFORMANCES OFF THE BENCH

Since 1964-65 season

Knicks					Opponents				
Pts	Min	Player	Opponent	Date	Pts	Min	Player	Opponent	Date
42	36	Al Harrington	vs. Philadelphia*	Oct. 31, 2009	42	41	Jerry West	vs. L.A. Lakers	Oct. 18, 1969
41	38	Nate Robinson	vs. Atlanta*	Jan. 1, 2010	39	43	Wayman Tisdale	at Indiana*	Nov. 11, 1988
41	38	Al Harrington	at Denver	Nov. 27, 2009	38	40	Glenn Robinson	at Milwaukee**	Jan. 26, 2002
41	36	Nate Robinson	vs. Indiana	Feb. 23, 2009	38	31	Dennis Scott	vs. Orlando	Apr. 23, 1995
41	42	Bob McAdoo	vs. Atlanta	Dec. 17, 1978	38	21	Quintin Dailey	vs. Chicago	Jan. 28, 1986
38	40	Cazzie Russell	at Detroit	Feb. 25, 1968	36	30	Ron Anderson	vs. Phila.	Apr. 4, 1989
37	34	Al Harrington	at Washington*	Feb. 26, 2010	36	32	Xavier McDaniel	at Seattle	Jan. 21, 1989
37	40	Earl Monroe	at Boston*	Nov. 25, 1977	36	34	Billy Cunningham	vs. Philadelphia*	Jan. 3, 1967
37	36	Jamal Crawford	vs. Boston	Nov. 18, 2006					
36	32	Bernard King	at Atlanta	Mar. 31, 1984					

Ast	Min	Player	Opponent	Date	Ast	Min	Player	Opponent	Date
15	26	Rory Sparrow	vs. Boston	Mar. 5, 1985	16	28	Kevin Porter	at Washington	Mar. 16, 1980
15	25	Darrell Walker	at San Antonio	Jan. 31, 1984	16	42	Lenny Wilkens	at Seattle	Dec. 11, 1969
15	30	Ray Williams	vs. Detroit	Jan. 16, 1979	14	30	John Stockton	at Utah	Dec. 5, 1986
14	31	Glenn Rivers	vs. Utah	Mar. 4, 1993	13	41	Nate Archibald	at Boston*	Oct. 23, 1980
14	27	Rory Sparrow	at Houston	Jan. 23, 1987					

*Represents number of overtime periods

HIGHEST/LOWEST SCORING GAMES

SCORING MARGINS

Knicks Highest Scoring Games

Pts.	Opponent	W/L	NYK-Opp	Date
152	vs. Syracuse	W	152-121	Dec. 11, 1959
151	vs. Detroit	W	151-145***	Dec. 27, 2006
151	at Philadelphia	W	151-106	Feb. 13, 1970
150	at Milwaukee	L	150-152***	Dec. 16, 1977
150	vs. Baltimore	W	150-127	Dec. 11, 1965
149	vs. Detroit	W	149-118	Nov. 11, 1980
149	at Philadelphia	W	149-135	Feb. 25, 1962
148	vs. Baltimore	W	148-117	Dec. 5, 1967
147	vs. Cincinnati	W	147-122	Jan. 1, 1966
147	Philadelphia	L	147-169	Mar. 2, 1962
145	at Cincinnati	L	145-149*	Mar. 5, 1966

Knicks Lowest Scoring Games (Since 1954-55 season)

Pts.	Opponent	W/L	NYK-Opp	Date
58	vs. Utah	L	58-89	Dec. 15, 2000
59	at Boston	L	59-104	Nov. 29, 2007
61	at Detroit	L	61-91	Jan. 29, 2005
61	at Detroit	L	61-72	Apr. 12, 1992
63	at Chicago	L	63-76	Mar. 12, 1999
64	at Seattle	L	64-84	Feb. 21, 1997
64	Milwaukee	L	64-89	Dec. 31, 1954
67	vs. Milwaukee	L	67-83	Feb. 22, 2010
67	vs. San Antonio	L	67-76	Jan. 27, 2004
67	at Charlotte	L	67-81	Jan. 24, 2001

Opponents Highest Scoring Games

Pts.	Opponent	W/L	NYK-Opp	Date
169	Philadelphia	L	147-169	Mar. 2, 1962
162	at Syracuse	L	100-162	Dec. 25, 1960
155	at St. Louis	L	129-155	Jan. 24, 1960
152	at Milwaukee	L	150-152***	Dec. 16, 1977
152	at L.A. Lakers	L	123-152	Jan. 15, 1966
149	at Cincinnati	L	145-149*	Mar. 5, 1966
149	at Boston	L	116-149	Oct. 20, 1962
148	vs. Chicago	L	143-148**	Mar. 24, 1979
148	at L.A. Lakers	L	124-148	Jan. 23, 1979
148	vs. Philadelphia	L	142-148*	Jan. 3, 1967
148	at Boston	L	128-148	Mar. 9, 1960

Opponents Lowest Scoring Games (Since 1954-55 season)

Pts.	Opponent	W/L	NYK-Opp	Date
62	at Utah	W	73-62	Nov. 14, 2005
63	vs. Chicago	W	79-63	Feb. 21, 1999
64	at Miami	W	76-64	Feb. 7, 2004
64	vs. Cleveland	W	82-64	Nov. 7, 2001
64	vs. Indiana	W	82-64	Dec. 10, 1985
65	vs. Detroit	W	89-65	Jan. 13, 2008
65	vs. New Jersey	W	79-65	Mar. 19, 2004
65	vs. Miami	W	72-65	Jan. 20, 2003
65	vs. Atlanta	W	101-65	Apr. 13, 2001
65	at Cleveland	W	75-65	Jan. 29, 1997

All-Time Biggest Wins

Pts.	Opponent	NYK-Opp	Date
48	vs. Philadelphia	130-82	Apr. 21, 1994
48	at Philadelphia	139-91	Nov. 29, 1972
48	at Detroit	135-87	Dec. 20, 1968
46	vs. Toronto	125-79	Apr. 15, 1996
45	at Philadelphia	151-106	Feb. 13, 1970
43	vs. Indiana	132-89	Jan. 3, 2010
43	at Cincinnati	135-92	Feb. 6, 1970
42	vs. Philadelphia	123-81	Mar. 9, 1958
40	at Milwaukee	125-85	Apr. 22, 1994
40	vs. Buffalo	130-90	Dec. 4, 1971

All-Time Biggest Home Wins

Pts.	Opponent	NYK-Opp	Date
48	vs. Philadelphia	130-82	Apr. 21, 1994
46	vs. Toronto	125-79	Apr. 15, 1996
43	vs. Indiana	132-89	Jan. 3, 2010
42	vs. Philadelphia	123-81	Mar. 9, 1958
40	vs. Buffalo	130-90	Dec. 4, 1971

All-Time Biggest Road Wins

Pts.	Opponent	NYK-Opp	Date
48	at Philadelphia	139-91	Nov. 29, 1972
48	at Detroit	135-87	Dec. 20, 1968
45	at Philadelphia	151-106	Feb. 13, 1970
43	at Cincinnati	135-92	Feb. 6, 1970
40	at Milwaukee	125-85	Apr. 22, 1994

All-Time Worst Losses

Diff.	Opponent	NYK-Opp	Date
62	at Syracuse	100-162	Dec. 25, 1960
50	vs. Dallas	128-78	Jan. 24, 2010
47	at Portland	86-133	Mar. 18, 1972
45	at Boston	59-104	Nov. 29, 2007
45	at Indiana	86-131	Feb. 20, 1980
44	at Syracuse	70-114	Jan. 31, 1954
43	at Milwaukee	88-131	Mar. 24, 1972
43	vs. Charlotte	68-111	Jan. 21, 2002
42	at Detroit	101-143	Nov. 28, 1962
41	at Chicago	101-142	Dec. 15, 1962

All-Time Worst Home Losses

Pts.	Opponent	NYK-Opp	Date
50	vs. Dallas	128-78	Jan. 24, 2010
43	vs. Charlotte	68-111	Jan. 21, 2002
39	vs. Milwaukee	93-132	Apr. 10, 1987
34	vs. Boston	73-107	Nov. 6, 2004
33	vs. L.A. Lakers	97-130	Jan. 31, 2006

All-Time Worst Road Losses

Pts.	Opponent	NYK-Opp	Date
62	at Syracuse	100-162	Dec. 25, 1960
47	at Portland	86-133	Mar. 18, 1972
45	at Boston	59-104	Nov. 29, 2007
45	at Indiana	86-131	Feb. 20, 1980
44	at Syracuse	70-114	Jan. 31, 1954

HIGHEST/LOWEST COMBINED SCORING GAMES

Highest Combined Score

Pts.	Opponent	W/L	NYK-Opp	Date
316	Philadelphia	L	147-169	Mar. 2, 1962
302	at Milwaukee	L	150-152***	Dec. 16, 1977
296	vs. Detroit	W	151-145***	Dec. 27, 2006
294	at Cincinnati	L	145-149*	Mar. 5, 1966
291	vs. Chicago	L	143-148**	Mar. 24, 1979
290	vs. Philadelphia	L	142-148*	Jan. 3, 1967
287	vs. St. Louis	L	142-145**	Dec. 12, 1967
284	at Denver	W	143-141*	Jan. 22, 1978
284	at Philadelphia	W	149-135	Feb. 25, 1962
284	at St. Louis	L	129-155	Jan. 24, 1960

Lowest Combined Score (Since 1954-55)

Pts.	Opponent	W/L	NYK-Opp	Date
133	at Detroit	L	61-72	Apr. 12, 1992
135	at Utah	W	73-62	Nov. 14, 2005
137	vs. Miami	W	72-65	Jan. 20, 2003
138	at Toronto	L	68-70	Dec. 14, 2000
139	at Philadelphia	L	67-72	Apr. 19, 1999
139	at Chicago	L	63-76	Mar. 12, 1999
140	at Miami	W	76-64	Feb. 7, 2004
140	at Cleveland	W	75-65	Jan. 29, 1997
142	at Chicago	W	79-63	Feb. 11, 1999

MULTIPLE OVERTIME PERIODS

OT Periods	Opponent	W/L	Final Score	Date
4	at Rochester	L	92-102	Jan. 23, 1951
3	vs. Detroit	W	151-145	Dec. 27, 2006
3	at Memphis	W	118-117	Nov. 1, 2006
3	vs. Phoenix	W	140-133	Jan. 2, 2006
3	at Orlando	L	100-102	Feb. 14, 1993
3	at Milwaukee	L	150-152	Dec. 16, 1977
3	at Philadelphia	L	111-113	Feb. 25, 1955
3	vs. Baltimore at Boston	W	113-107	Mar. 11, 1953
3	vs. Providence	W	91-84	Mar. 26, 1947

The Knicks have played in 52 multi-overtime games, with a 27-25 (.519) record, including a 22-21 (.512) record in double-overtime. The last time the Knicks played a multi-overtime game was at Charlotte on Oct. 30, 2009 in a 102-100 New York lose in two extra periods. Since the 1990-91 season, the Knicks have participated in 18 multi-overtime games, posting a 13-5 record.

ALL-TIME TEAM HIGHS

ALL-TIME TEAM LOWS

HISTORY

	Knicks	Opponents
Field Goals Made	63 ...at Milwaukee*** Dec. 16, 1977	65 ...at Syracuse Dec. 25, 1960
	62 ...vs. Detroit Nov. 11, 1980	
Field Goals Attempted	140 .at Milwaukee*** Dec. 16, 1977	143 .at Boston Jan. 20, 1960
	138 .at Boston Mar. 9, 1960	
Field Goal Percentage	.685 vs. Washington Mar. 4, 1986	.685 .at L.A. Lakers Jan. 23, 1979
3-Point Field Goals Made	19 ...at Memphis Nov. 12, 2008	17 ...vs. Cleveland Mar. 5, 2008
3-Point Field Goals Attempted	47 ...at Chicago Dec. 17, 2009	44 ...vs. Phoenix*** ... Jan. 2, 2006
		39 ...vs. Phoenix Jan. 29, 1995
3-Point Field Goals Made, No Misses	5 ...vs. Sacramento Jan. 10, 1987	3 ...vs. Detroit Nov. 2, 1997
		vs. Washington* Jan. 10, 1982
Free Throws Made	50 ...vs. Boston at Syracuse Jan. 9, 1958	60 ...at Washington... Nov. 13, 1987
Free Throws Attempted	66 ...vs. Cincinnati Dec. 3, 1957	74 ...at San Fran** Nov. 6, 1964
		69 ...at Washington... Nov. 13, 1987
Free Throw Percentage	1.000 Done many times	1.000 Done many times
Free Throws Made, No Misses	26 ...vs. Washington Apr. 20, 2005	24 ...vs. Boston Feb. 7, 1991
	24 ...vs. Sacramento Jan. 30, 2000	vs. Milwaukee .. Dec. 29, 1990
	20 ...at Indiana Nov. 27, 2003	vs. Cincinnati Jan. 1, 1972
	20 ...at L.A. Lakers Jan. 24, 1989	
Offensive Rebounds	29 ...vs. Washington Nov. 4, 2005	33 ...at Boston Mar. 28, 1976
	29 ...vs. Washington Dec. 1, 1983	
Defensive Rebounds	52 ...vs. Charlotte Mar. 7, 1992	51 Done 4 times
		Last: vs. Boston Dec. 25, 1985
		107 ...at St. Louis Nov. 15, 1955
		47 ...at St. Louis Jan. 24, 1960
Total Rebounds	96 ...at Detroit Jan. 22, 1958	50 ...vs. Baltimore*** Mar. 11, 1953
Assists, Game	45 ...vs. Cleveland Nov. 24, 1979	at Syracuse Feb. 15, 1953
Assists, Quarter	15 ...vs. Buffalo (2nd) Feb. 24, 1973	23 ...at Portland Nov. 7, 1976
Assists, Half	25 ...vs. Cleveland (2nd) Nov. 24, 1979	35 ...at Philadelphia... Nov. 10, 1972
Personal Fouls	48 ...at Syracuse Mar. 26, 1950	20 ...at Cleveland Jan. 7, 1989
		169 ...at Phila. at Hershey ... Mar. 2, 1962
		46 ...at Utah Jan. 12, 1982
Steals	22 ...vs. L.A. Clippers Mar. 7, 1987	47 ...at Cincinnati Jan. 25, 1967
Turnovers	40 ...vs. Milwaukee Dec. 3, 1977	47 ...at Houston Mar. 19, 1980
Blocked Shots	15 ...at Washington Jan. 28, 1988	50 ...vs. Cincinnati ... Dec. 19, 1964
Points, Game	152 vs. Syracuse Dec. 11, 1959	22 ...vs. Cincinnati Jan. 5, 1965
Points, First Quarter, Post-Shot Clock	45 ...vs. New Jersey Mar. 11, 1978	84 ...at L.A. Lakers Jan. 15, 1966
Points, Second Quarter, Post-Shot Clock	47 ...at Philadelphia Nov. 18, 1988	90 ...at Phil. at Hersey. Mar. 2, 1962
Points, Third Quarter, Post-Shot Clock	46 ...vs. Miami Apr. 16, 1990	27 ...at Miami Jan. 22, 2007
Points, Fourth Quarter, Post-Shot Clock	53 ...vs. Seattle at Phila. Dec. 26, 1967	
Points, Single Overtime Period	23 ...at Washington Feb. 19, 2008	
Points, First Half, Post-Shot Clock	84 ...at Philadelphia Nov. 18, 1988	
Points, Second Half, Post-Shot Clock	88 ...vs. Boston at Providence Dec. 19, 1963	
Most Consecutive Points Scored	24 ...vs. Indiana Nov. 15, 2003 (3rd qtr)	
	22 ...at Dallas Mar. 24, 1996 (2nd-3rd qtr)	
	22 ...vs. Philadelphia. Mar. 26, 1974 (start 4th qtr)	
	21 ...at New Jersey Dec. 15, 1990 (3rd-4th qtr)	

*Represents number of overtime periods

	Knicks	Opponents
Field Goals Made	19 ...at Chicago Mar. 12, 1999	19 ...vs. Indiana Dec. 10, 1985
Field Goals Attempted	56 ...at Miami Dec. 13, 2002	57 ...at Philadelphia... Dec. 22, 2000
Field Goal Percentage	.235 vs. Milwaukee at PRO Dec. 31, 1954	.250 .at Orlando Nov. 3, 2003
3-Point Field Goals Made	0 Done many times	0 Done many times
	Last: vs. New Jersey Mar. 6 2010	Last: vs. Washington. Nov. 15, 2006
3-Point Field Goals Attempted	0 Done many times	0 Done many times
	Last: vs. New Jersey Dec. 22 1990	Last: at Boston Jan. 8, 1992
3-Point Field Goals Missed, No Makes	18 ...vs. New Jersey Mar. 6, 2010	15 ...at Washington... Nov. 15, 2006
Free Throws Made	2 ...vs. Chicago Jan. 25, 1977	3 ...at Seattle Jan. 7, 1976
Free Throws Attempted	4 ...vs. Memphis Mar. 11, 2003	6 ...at Seattle Jan. 7, 1976
	at Atlanta Mar. 6, 1974	
Free Throw Percentage	.333 vs. Chicago Jan. 25, 1977	.320 .at Chicago Jan. 22, 1962
Offensive Rebounds	1 ...vs. Boston Mar. 4, 1978	2 ...vs. New Jersey... Feb. 24, 2006
		at Charlotte Apr. 7, 1999
Defensive Rebounds	13 ...vs. Boston Nov. 20, 1982	11 ...at Golden State ... Nov. 7, 1996
	vs. Golden State Feb. 18, 1975	
Total Rebounds	20 ...vs. Fort Wayne Feb. 14, 1955	21 ...at Golden State ... Nov. 7, 1996
		vs. Cleveland Apr. 11, 1996
Assists	3 ...at Boston Mar. 28, 1976	5 Done 4 times
		Last: at Atlanta Apr. 28, 1999
Personal Fouls	8 vs. Washington Feb. 3, 2010	8at Memphis Nov. 12, 2008
Steals	0 Done 4 times	0 ...vs. Golden State Nov. 24, 1973
	Last: at Indiana Jan. 20, 2007	
Turnovers	3 ...at Detroit Mar. 11, 2009	3 ...at Orlando Mar. 31, 1996
Blocked Shots	0 Done many times	0 Done many times
	Last: vs. Charlotte Mar. 7, 2009	Last: at Utah Mar. 20, 2009
Points, Game	58 ...vs. Utah Dec. 15, 2000	62 ...at Utah Nov. 14, 2005
Points, First Quarter	5 ...vs. Fort Wayne at Boston Nov. 21, 1956	8 ...vs. L.A. Clippers. Dec. 7, 1996
Points, Second Quarter	5 ...at Chicago Mar. 12, 1999	7 ...at Golden State . Nov. 20, 2001
Points, Third Quarter	5 ...at Portland Feb. 26, 1997	7 ...vs. Charlotte Nov. 11, 2000
Points, Fourth Quarter	9 ...vs. Chicago Dec. 20, 2006	8 ...at Miami Apr. 14, 2002
	at Boston Feb. 26, 1999	vs. Miami Nov. 15, 2001
	at Cincinnati Jan. 1, 1963	vs. Houston Feb. 22, 1998
Points, Single Overtime Period	2 Done 8 times	2 Done 5 times
	Last: vs. Dallas Nov. 16, 2008	Last: at Utah Apr. 4, 2003
Points, First Half	22 ...at Chicago Mar. 12, 1999	25 ...at Golden State . Nov. 20, 2001
		vs. Dallas Dec. 22, 1997
Points, Second Half	23 ...vs. Detroit Dec. 1, 2003	19 ...vs. Charlotte Nov. 11, 2000

*Represents number of overtime periods

HISTORY

KNICKS TEAM RECORDS AT PRESENT MSG

First game played on Feb. 14, 1968

	Highs	Lows
Minutes	315 vs. Phoenix*** Jan. 2, 2006 315 vs. Detroit*** Dec. 27, 2006	
Field Goals Made	62 vs. Detroit Nov. 11, 1980	22 vs. Atlanta Mar. 22, 1999 vs. Atlanta Apr. 4, 1985
Field Goals Attempted	123 vs. Baltimore Dec. 20, 1969	60 vs. Boston Jan. 4, 2000 vs. Milwaukee Mar. 4, 1997 vs. Miami Dec. 19, 1995
Field Goal Percentage	.685 vs. Washington Mar. 4, 1986	.287 vs. Seattle Feb. 22, 1994
3-Point Field Goals Made	17 vs. Minnesota Jan. 26, 2010 17 vs. Atlanta Apr. 17, 2005	0 Done many times Last: vs. New Jersey... Mar. 6, 2010
3-Point Field Goals Attempted	41 vs. Philadelphia* Oct. 31, 2009	0 Done many times Last: vs. New Jersey... Dec. 22, 1990
Free Throws Made	48 vs. Detroit*** Dec. 27, 2006	2 vs. Chicago Jan. 25, 1977
Free Throws Attempted	63 vs. Detroit*** Dec. 27, 2006	4 vs. Memphis Mar. 11, 2003
Offensive Rebounds	29 vs. Washington Nov. 5, 2005 vs. Washington Dec. 1, 1983	1 vs. Boston Mar. 4, 1978
Defensive Rebounds	52 vs. Charlotte Mar. 7, 1992	13 vs. Boston Nov. 20, 1982 vs. Golden State Feb. 18, 1975
Rebounds	75 vs. Charlotte Mar. 7, 1992	21 vs. Golden State Feb. 18, 1975
Assists	45 vs. Cleveland Nov. 24, 1979	7 vs. L.A. Lakers .. Dec. 23, 2007
Steals	22 vs. L.A. Clippers Mar. 7, 1987	0 vs. Seattle Feb. 27, 2001
Turnovers	40 vs. Milwaukee Dec. 3, 1977	4 vs. Milwaukee Jan. 3, 1972
Blocked Shots	13 vs. Washington Apr. 15, 1988	0 Done many times Last: vs. Charlotte Mar. 7, 2009
Points, Game	151 vs. Detroit*** Dec. 27, 2006	58 vs. Utah Dec. 15, 2000
Points, First Quarter	45 vs. New Jersey Mar. 11, 1978	10 vs. Orlando Feb. 1, 2000 vs. Chicago Feb. 13, 1974 vs. Los Angeles ... Feb. 6, 1973
Points, Second Quarter	43 vs. Golden State Nov. 29, 2008	8 vs. Washington Dec. 22, 2001 vs. Houston Dec. 3, 2001
Points, Third Quarter	46 vs. Miami Apr. 16, 1990	8 vs. Atlanta Dec. 23, 1993
Points, Fourth Quarter	45 vs. Buffalo Nov. 30, 1974 vs. Portland Feb. 22, 1972	9 vs. Charlotte Dec. 20, 2006
Points, Single OT Period	18 vs. Washington Mar. 16, 2004 vs. Cleveland Feb. 17, 1990	2 Done 3 times Last: vs. Dallas Nov. 16, 2008
Points, First Half	82 vs. Golden State Nov. 29, 2008	25 vs. Utah Dec. 15, 2000
Points, Second Half	80 Done two times Last: vs. L.A. Clippers Jan. 8, 1989	23 vs. Detroit Dec. 1, 2003

*Represents number of overtime periods

OPPONENTS TEAM RECORDS AT PRESENT MSG

First game played on Feb. 14, 1968

	Highs	Lows
Minutes	315 vs. Phoenix*** Jan. 2, 2006 315 vs. Detroit*** Dec. 27, 2006	
Field Goals Made	58 vs. Washington* Jan. 9, 1990 vs. Chicago** Mar. 24, 1979	19 vs. Indiana Dec. 10, 1985
Fields Goals Attempted	125 vs. Portland Dec. 8, 1970	59 vs. Philadelphia Mar. 16, 1996
Field Goal Percentage	.631 vs. Chicago Dec. 15, 1983	.257 vs. Indiana Dec. 10, 1985
3-Point Field Goals Made	17 vs. Cleveland Mar. 5, 2008	0 Done many times Last: vs. Detroit Jan. 18, 2010
3-Point Field Goals Attempted	44 vs. Phoenix Jan. 2, 2006	0 Done many times Last: vs. Washington Jan. 31, 1991
Free Throws Made	50 vs. Boston Nov. 18, 2006	4 vs. Buffalo Nov. 15, 1973
Free Throws Attempted	63 vs. Boston Nov. 18, 2006	7 vs. Washington ... Feb. 3, 2010
Offensive Rebounds	30 vs. Buffalo Oct. 26, 1976	2 vs. New Jersey .. Feb. 24, 2006
Defensive Rebounds	51 vs. Boston** Dec. 25, 1985 vs. Boston Dec. 21, 1974	14 vs. Philadelphia Dec. 11, 1984
Rebounds	82 vs. Detroit vs. Chicago Feb. 20, 1968 81 vs. San Diego Jan. 19, 1971	21 vs. Cleveland Apr. 11, 1996
Assists	42 vs. Washington Jan. 9, 1990	5 vs. Buffalo Dec. 5, 1970
Steals	20 vs. Phoenix Feb. 25, 1978	0 vs. Golden State Nov. 24, 1973
Turnovers	34 vs. Detroit Nov. 27, 1979 vs. Golden State Feb. 18, 1975	4 vs. Philadelphia Jan. 21, 1991
Blocked Shots	13 vs. Washington Jan. 2, 1986	0 Done many times Last: vs. Houston Jan. 26, 2009
Points, Game	148 vs. Chicago** Mar. 24, 1979 63 145 vs. Detroit*** Dec. 27, 2006 145 vs. Kansas City Dec. 8, 1979	63 vs. Chicago Feb. 21, 1999
Points, First Quarter	43 vs. Kansas City Dec. 8, 1979 vs. Cincinnati Mar. 21, 1970	8 vs. L.A. Clippers .. Dec. 7, 1996
Points, Second Quarter	45 vs. Houston Mar. 21, 2010	9 vs. Detroit Nov. 19, 1983
Points, Third Quarter	43 vs. Philadelphia vs. Chicago Mar. 12, 1968 vs. Kansas City-Omaha Mar. 23, 1974	7 vs. Charlotte Nov. 11, 2000
Points, Fourth Quarter	48 vs. Miami Mar. 2, 1989	8 vs. Miami Nov. 15, 2001 vs. Houston Feb. 22, 1998
Points, Single OT Period	21 vs. Atlanta Apr. 17, 2005 vs. Miami Feb. 9, 2005	2 vs. Milwaukee ... Dec. 17, 2000 vs. San Antonio (1st) Dec. 10, 1995
Points, First Half	81 vs. Kansas City Dec. 8, 1979	25 vs. Dallas Dec. 22, 1997
Points, Second Half	80 vs. L.A. Lakers Mar. 14, 1978	19 vs. Charlotte Nov. 11, 2000

*Represents number of overtime periods

HISTORY

HISTORY

INDIVIDUAL PLAYER STREAKS

Knicks

Consecutive Games Played	610..... Harry Gallatin..... Nov. 20, 1948-Mar. 13, 1957
	361..... Ray Felix..... Oct. 30, 1954-Oct. 24, 1959
	333..... Marvin Webster..... Feb. 23, 1980-Mar. 21, 1984
Consecutive 10-Plus Point Games	214..... Patrick Ewing..... Jan. 16, 1989-Nov. 12, 1991
Consecutive 20-Plus Point Games	28..... Patrick Ewing..... Jan. 25-Mar. 27, 1990
	24..... Bernard King..... Feb. 1-Mar. 23, 1985
Consecutive 30-Plus Point Games	7..... Willie Naulls..... Feb. 22-Mar. 4, 1962
Consecutive 40-Plus Point Games	3..... Bernard King..... Nov. 21-Nov. 24, 1984
Consecutive 50-Plus Point Games	2..... Bernard King..... Jan. 31-Feb. 1, 1984
Consecutive 10-Plus Rebound Games	44..... Walt Bellamy..... Dec. 10, 1965-Mar. 5, 1966
Consecutive Point-Rebound Double-Doubles	44..... Walt Bellamy..... Dec. 10, 1965-Mar. 5, 1966
Consecutive 10-Plus Assist Games	9..... Micheal Ray Richardson..... Dec. 25, 1979-Jan. 8, 1980
Most Points, Back-To-Back Games	103..... Bernard King..... Dec. 21 & 25, 1984 (43, 60)
Most Points, Three Consecutive Games	139..... Bernard King..... Dec. 21, 25, 26, 1984 (43, 60, 36)
Most Points, Four Consecutive Games	178..... Bernard King..... Dec. 21, 25, 26, 28, 1984 (43, 60, 36, 39)
Most Points, Five Consecutive Games	215..... Bernard King..... Dec. 21, 25, 26, 28, 29, 1984 (43, 60, 36, 39, 37)
Most Points, 10 Consecutive Games	384..... Bernard King..... Feb. 7-Mar. 1, 1985
Most Assists, Back-to-Back Games	35..... Mark Jackson..... Jan. 28-30, 1988 (17, 18)
Most Assists, Three Consecutive Games	51..... Mark Jackson..... Apr. 2-8, 1988 (17, 16, 18)
Most Assists, Four Consecutive Games	62..... Mark Jackson..... Mar. 31-Apr. 8, 1988 (11, 17, 16, 18)
	Micheal Ray Richardson..... Mar. 13-18, 1988 (16, 16, 17, 13)
Consecutive Field Goals Made	19..... Johnny Newman..... Jan. 1-8, 1988
Consecutive 3-Point FG Made	10..... Allan Houston..... Feb. 18-21, 1999
	Trent Tucker..... Dec. 28-Jan. 15, 1985
Consecutive Games, At Least One 3-Point FG	32..... John Starks..... Feb. 26-Nov. 4, 1995 (30 in 1994-95, 2 in 1995-96)
Consecutive Free Throws Made	44..... Chris Duhon..... Nov. 29-Dec. 21, 2008
Consecutive Games With At Least One Block	145..... Patrick Ewing..... Nov. 8, 1988-Mar. 23, 1990

COMEBACKS AND LEADS LOST

Biggest Comeback from Halftime Deficit in Victory.....	23 points, Apr. 6, 1987 vs. Philadelphia
	Trailed 59-36 – Won 108-101
Biggest Comeback from Three Quarters Deficit in Victory.....	19 points, Nov. 20, 1979 at Houston
	Trailed 98-79 – Won 130-125 (OT)

Biggest Comebacks in Victory Since 1991-92

Deficit	Score	Opponent	Date	Final Score
26.....	39-65.....	at Milwaukee.....	Mar. 14, 2004.....	103-100
22.....	49-71.....	vs. Chicago.....	Mar. 2, 1995.....	93-89
21.....	14-35.....	vs. Miami.....	Mar. 11, 2002.....	86-83
20.....	26-46.....	vs. L.A. Clippers.....	Dec. 18, 2009.....	95-91
20.....	44-64.....	at Miami.....	Apr. 25, 1999.....	82-80
20.....	45-65.....	at Boston.....	Mar. 7, 1997.....	113-102
20.....	27-47.....	vs. L.A. Lakers.....	Nov. 8, 1994.....	117-113

Largest Lead Lost at Halftime in Defeat.....	25 points, Nov. 18, 1987 at Boston
	Led 61-36 – Lost 111-109 (2OT)
Largest Lead Lost After Three Quarter in Defeat.....	19 points, Jan. 18, 1966 at St. Louis
	Led 89-70 – Lost 109-107

Largest Lead Lost in Defeat Since 1991-92

Deficit	Score	Opponent	Date	Final Score
20.....	65-45.....	vs. Philadelphia.....	Mar. 12, 2002.....	96-104
20.....	49-29.....	at Indiana.....	Nov. 9, 2001.....	95-103
20.....	37-17.....	at Miami.....	Feb. 28, 2000.....	76-85
20.....	35-15.....	at Charlotte.....	Jan. 8, 1994.....	99-102

TEAM STREAKS

Most Consecutive Wins (season)

18.....	Oct. 24-Nov. 28, 1969
15.....	Mar. 1-Apr. 2, 1994
11.....	Dec. 28, 1972-Jan. 16, 1973
11.....	Jan. 25-Feb. 15, 1969
10.....	Dec. 17, 1968-Jan. 4, 1969

Most Consecutive Wins To Start Season

7.....	1993-94
5.....	1969-70
4.....	1955-56
3.....	Six times

Most Consecutive Home Wins (season)

26.....	Nov. 26, 1988-Mar. 14, 1989
20.....	Feb. 2-Apr. 25, 1993
20.....	Nov. 14, 1972-Feb. 3, 1973
20.....	Nov. 23, 1968-Feb. 15, 1969
20.....	Dec. 2, 1951-Mar. 15, 1952

Most Consecutive Home Wins To Start Season

12.....	1989-90
11.....	1991-92
9.....	1992-93
8.....	1980-81
7.....	1972-73

Most Consecutive Road Wins (season)

13.....	Oct. 15-Dec. 10, 1969
7.....	Dec. 29, 1972-Jan. 16, 1973
7.....	Dec. 27-Jan. 22, 1995
7.....	Mar. 1-Mar. 27, 1994
6.....	Seven times

Most Consecutive Road Wins To Start Season

13.....	1969-70
6.....	1958-59
5.....	1996-97
5.....	1993-94
4.....	1990-91

Most Consecutive Overtime Wins (overall)

9.....	Nov. 11, 1988-Feb. 17, 1990
7.....	Nov. 16, 1946-Dec. 8, 1948
6.....	Nov. 2, 1990-Mar. 14, 1991
6.....	Apr. 12, 2000-Feb. 7, 2001
5.....	Three times

Most Consecutive Wins Versus One Team

21.....	Boston Celtics (Apr. 8, 1993-Jan. 19, 1998)
18.....	Cleveland Cavaliers (Feb. 23, 1980-Feb. 17, 1983)
15.....	Washington Bullets (Nov. 24, 1992-Dec. 3, 1995)
15.....	Baltimore Bullets (Feb. 7, 1952-Mar. 11, 1953)
13.....	Two times

Most Consecutive Games Scoring 100-Plus Points

77.....	Oct. 23, 1966-Mar. 19, 1967
54.....	Dec. 12, 1961-Mar. 14, 1962
41.....	Dec. 30, 1960-Mar. 7, 1961
39.....	Jan. 8-Mar. 28, 1989
37.....	Dec. 1, 1957-Feb. 7, 1958

Most Consecutive Losses (season)

12.....	Mar. 23-Apr. 13, 1985
11.....	Feb. 18-Mar. 5, 1960
10.....	Jan. 28-Feb. 13, 2006
10.....	Feb. 27-Mar. 13, 1963
9.....	Three times

Most Consecutive Losses To Start Season

8.....	1985-86
7.....	1982-83
5.....	2005-06
5.....	1987-88

Most Consecutive Home Losses (season)

7.....	Nov. 4-29, 2009
7.....	Mar. 3-24, 2008
7.....	Nov. 26-Dec. 17, 1963
6.....	Nov. 29-Dec. 20, 1986
6.....	Mar. 11-Apr. 1, 1986

Most Consecutive Home Losses To Start Season

4.....	1959-60
3.....	1985-86
3.....	1964-65
3.....	1960-61
2.....	Twelve times

Most Consecutive Road Losses (season)

18.....	Dec. 3, 1987-Feb. 22, 1988
15.....	Nov. 28, 1984-Feb. 2, 1985
13.....	Feb. 7-Apr. 1, 1979
12.....	Jan. 15-Mar. 1, 2006
12.....	Dec. 15, 1965-Jan. 22, 1966

Most Consecutive Road Losses To Start Season

8.....	1985-86
8.....	1975-76
7.....	1984-85
7.....	2007-08

Most Consecutive Overtime Losses (overall)

6.....	Apr. 13, 2003-Mar. 12, 2004
6.....	Oct. 24, 1964-Jan. 5, 1965
5.....	Feb. 27, 1992-Jan. 2, 1993
4.....	Mar. 25-Nov. 22, 2009
4.....	Feb. 28, 1968-Feb. 11, 1970

Most Consecutive Losses Versus One Team

19.....	Boston Celtics (Nov. 20, 1965-Mar. 19, 1967)
15.....	Cincinnati Royals (Nov. 29, 1963-Jan. 6, 1965)
15.....	Milwaukee Bucks (Jan. 13, 1984-Nov. 14, 1986)
12.....	Detroit Pistons (Feb. 12, 1986-Dec. 25, 1987)
11.....	Four times

Most Consecutive Games Holding Opponents Under 100 Points (since 1954-55)

33.....	Nov. 11, 2000-Jan. 21, 2001
19.....	Feb. 18-Mar. 26, 2001
16.....	Nov. 2-Dec. 2, 1997
14.....	Feb. 1-Mar. 3, 1998
14.....	Nov. 27-Dec. 19, 1954

MONTH-BY-MONTH RECORDS

TRIPLE-DOUBLES

No.	Season	October		November		December		January		February		March		April		May		Totals		
		W	L	W	L	W	L	W	L	W	L	W	L	W	L	W	L	W	L	
1	1946-47			10	-2	4	-6	5	-7	5	-8	9	-4					33	-27	
2	1947-48			5	-4	7	-4	5	-6	7	-4	2	-4					26	-22	
3	1948-49			7	-4	9	-4	4	-10	5	-7	7	-3					32	-28	
4	1949-50			11	-7	9	-5	8	-5	7	-5	5	-6					40	-28	
5	1950-51			8	-7	8	-6	8	-5	8	-7	4	-5					36	-30	
6	1951-52			6	-8	8	-7	8	-7	9	-4	6	-3					37	-29	
7	1952-53			9	-4	10	-5	11	-5	12	-5	5	-4					47	-23	
8	1953-54	1	-0	12	-3	7	-7	12	-5	6	-11	6	-2					44	-28	
9	1954-55	1	-0	5	-6	8	-8	9	-9	9	-8	6	-3					38	-34	
10	1955-56			8	-5	7	-7	8	-10	7	-12	5	-3					35	-37	
11	1956-57	0	-1	5	-7	9	-7	11	-8	7	-10	4	-3					36	-36	
12	1957-58	1	-1	5	-10	10	-5	8	-10	8	-8	3	-3					35	-37	
13	1958-59			9	-4	8	-8	9	-8	9	-9	3	-3					40	-32	
14	1959-60	0	-2	6	-9	7	-10	9	-9	4	-12	1	-6					27	-48	
15	1960-61	1	-5	4	-10	5	-11	6	-11	4	-14	1	-7					21	-58	
16	1961-62	4	-2	3	-12	5	-11	7	-9	8	-11	2	-6					29	-51	
17	1962-63	2	-6	4	-11	6	-8	3	-14	5	-11	1	-9					21	-59	
18	1963-64	2	-6	5	-10	3	-13	7	-11	3	-12	2	-6					22	-58	
19	1964-65	2	-4	3	-9	6	-13	5	-10	9	-7	6	-6					31	-49	
20	1965-66	3	-4	4	-11	5	-7	4	-12	11	-5	3	-11					30	-50	
21	1966-67	4	-3	8	-9	8	-7	6	-11	9	-7	1	-8					36	-45	
22	1967-68	1	-6	10	-6	4	-12	11	-6	11	-5	6	-4					43	-39	
23	1968-69	4	-4	6	-10	15	-3	11	-4	10	-3	8	-4					54	-28	
24	1969-70	9	-1	14	-1	10	-5	12	-4	9	-4	6	-7					60	-22	
25	1970-71	9	-2	11	-5	11	-4	8	-7	7	-8	6	-4					52	-30	
26	1971-72	5	-5	8	-5	10	-4	7	-7	12	-5	6	-8					48	-34	
27	1972-73	8	-1	12	-3	11	-6	12	-3	8	-5	6	-7					57	-25	
28	1973-74	5	-4	7	-8	11	-4	9	-5	9	-5	8	-7					49	-33	
29	1974-75	4	-3	9	-5	6	-7	7	-8	4	-10	8	-7	2	-2			40	-42	
30	1975-76	2	-3	5	-11	9	-6	8	-7	6	-5	4	-10	4	-2			38	-44	
31	1976-77	3	-2	6	-9	8	-4	4	-10	7	-8	7	-8	5	-1			40	-42	
32	1977-78	3	-2	8	-7	8	-6	7	-8	6	-5	7	-10	4	-1			43	-39	
33	1978-79	4	-5	8	-7	7	-7	4	-11	4	-9	4	-9	0	-3			31	-51	
34	1979-80	5	-5	6	-8	8	-8	8	-7	5	-5	7	-10					39	-43	
35	1980-81	6	-2	9	-6	10	-5	6	-9	10	-4	9	-6					50	-32	
36	1981-82	1	-1	5	-7	9	-7	5	-9	6	-9	5	-8	2	-8			33	-49	
37	1982-83	0	-2	4	-9	7	-8	7	-8	10	-2	10	-5	6	-4			44	-38	
38	1983-84	2	-0	9	-6	6	-8	8	-4	10	-6	8	-7	4	-4			47	-35	
39	1984-85	1	-1	7	-10	4	-11	5	-8	3	-9	4	-12	0	-7			24	-58	
40	1985-86	0	-3	4	-11	7	-7	6	-9	2	-9	3	-14	1	-6			23	-59	
41	1986-87	0	-1	4	-11	5	-9	4	-10	3	-9	6	-10	2	-8			24	-58	
42	1987-88			4	-8	5	-10	5	-10	8	-4	9	-8	7	-4			38	-44	
43	1988-89			9	-5	9	-5	10	-6	9	-2	10	-7	5	-5			52	-30	
44	1989-90			9	-5	11	-2	7	-9	9	-3	4	-12	5	-6			45	-37	
45	1990-91			6	-8	6	-7	7	-10	7	-6	9	-6	4	-6			39	-43	
46	1991-92			9	-5	9	-3	10	-7	7	-7	11	-4	5	-5			51	-31	
47	1992-93			8	-5	10	-4	7	-6	11	-3	12	-2	12	-2			60	-22	
48	1993-94			9	-2	9	-5	12	-4	6	-8	14	-0	7	-6			57	-25	
49	1994-95			7	-4	8	-8	13	-2	7	-5	11	-5	9	-3			55	-27	
50	1995-96			10	-4	9	-5	8	-6	5	-8	9	-6	6	-6			47	-35	
51	1996-97			9	-5	12	-3	11	-5	10	-3	9	-5	6	-4			57	-25	
52	1997-98	1	-0	9	-5	7	-7	7	-7	8	-4	8	-10	3	-6			43	-39	
53	1998-99									8	-5	9	-9	8	-8	2	-1		27	-23
54	1999-00			8	-8	10	-4	8	-4	8	-5	11	-6	5	-5			50	-32	
55	2000-01	0	-1	9	-6	10	-5	7	-4	7	-7	9	-7	6	-4			48	-34	
56	2001-02	1	-0	7	-8	5	-9	5	-8	2	-10	7	-10	3	-7			30	-52	
57	2002-03	0	-1	4	-9	6	-7	10	-8	5	-8	7	-9	5	-3			37	-45	
58	2003-04	0	-1	7	-9	7	-9	8	-8	4	-8	9	-5	4	-3			39	-43	
59	2004-05			7	-6	9	-7	2	-13	6	-7	5	-8	4	-8			33	-49	
60	2005-06			5	-9	2	-12	7	-9	1	-11	4	-11	4	-7			23	-59	
61	2006-07			6	-11	7	-9	7	-8	6	-5	5	-9	2	-7			33	-49	
62	2007-08			5	-10	3	-11	6	-10	4	-9	2	-13	3	-6			23	-59	
63	2008-09	1	-1	7	-7	4	-10	9	-7	3	-10	5	-11	3	-4			32	-50	
64	2009-10	0	-3	3	-11	9	-6	6	-9	2	-9	6	-10	3	-5			29	-53	
Totals				98-94		446-447		482-438		474-486		437-449		395-455		149-166		2-1	2483-2516	

Player	Opponent	Date	Pts	Reb	Ast
Kenny Sears	Boston	Jan. 4, 1956	20	14	11
Richie Guerin	at Cincinnati	Dec. 6, 1957	21	19	11
Richie Guerin	vs. Philadelphia	Mar. 9, 1958	19	10	10
Richie Guerin	at Syracuse	Jan. 8, 1959	23	10	10
Richie Guerin	vs. Philadelphia	Jan. 10, 1960	24	16	10
Richie Guerin	vs. St. Louis	Feb. 13, 1960	21	11	19
Richie Guerin	vs. Philadelphia	Nov. 10, 1960*	24	13	13
Richie Guerin	vs. Syracuse	Dec. 20, 1960	21	15	17
Richie Guerin	Philadelphia	Dec. 21, 1960	19	15	11
Richie Guerin	vs. Philadelphia	Jan. 27, 1961	42	10	12
Richie Guerin	at Philadelphia	Feb. 5, 1961*	23	14	10
Richie Guerin	vs. Detroit	Nov. 10, 1961	36	13	10
Richie Guerin	at Philadelphia	Feb. 25, 1962	50	11	13
Richie Guerin	vs. Syracuse	Jan. 7, 1962	32	10	13
Richie Guerin	at Philadelphia	Oct. 21, 1961	29	10	11
Richie Guerin	vs. Cincinnati	Oct. 26, 1961	35	10	11
Richie Guerin	at Boston	Dec. 23, 1961	27	10	11
Walt Bellamy	vs. Chicago	Nov. 19, 1966	15	16	10
Walt Bellamy	at L.A. Lakers	Mar. 3, 1967	29	14	10
Walt Frazier	vs. San Francisco	Jan. 28, 1968	23	15	10
Walt Frazier	vs. Philadelphia	Feb. 10, 1968	23	15	15
Walt Frazier	Seattle	Dec. 29, 1968	26	11	13
Walt Frazier	vs. Atlanta	Feb. 4, 1969	16	10	15
Walt Frazier	vs. Baltimore	Feb. 8, 1969	16	10	11
Walt Frazier	vs. Phoenix	Feb. 12, 1969	20	10	12
Walt Frazier	vs. San Francisco	Feb. 15, 1969	24	14	13
Walt Frazier	vs. San Diego	Feb. 22, 1969	30	11	12
Dave DeBusschere	vs. Atlanta	Feb. 25, 1969	22	10	10
Walt Frazier	vs. Philadelphia	Mar. 11, 1969	16	14	15
Walt Frazier	at Phoenix	Mar. 21, 1969	24	11	14
Walt Frazier	at Chicago	Dec. 19, 1969	20	12	11
Walt Frazier	at San Francisco	Jan. 7, 1970	21	10	10
Walt Frazier	vs. L.A. Lakers	Oct. 20, 1970	23	13	11
Walt Frazier	at San Diego	Nov. 4, 1970	25	12	10
Walt Frazier	at Portland	Nov. 8, 1970	28	10	12
Walt Frazier	at Phoenix	Dec. 20, 1970	26	13	11
Walt Frazier	at Cleveland	Dec. 12, 1971	30	11	10
Jerry Lucas	at Cleveland	Feb. 20, 1972	23	12	10
Jerry Lucas	vs. Seattle	Oct. 10, 1972	10	14	11
Jerry Lucas	vs. L.A. Lakers	Oct. 14, 1972	26	14	10
Jerry Lucas	vs. Houston	Oct. 17, 1972	22	11	11
Jerry Lucas	at Buffalo	Jan. 5, 1973	12	18	12
Walt Frazier	vs. Boston	Jan. 27, 1973	25	13	10
Walt Frazier	at Buffalo	Dec. 21, 1973	26	11	11
Walt Frazier	at Capital	Mar. 1, 1974	16	10	11
Walt Frazier	at L.A. Lakers	Nov. 8, 1974	26	11	10
Walt Frazier	at L.A. Lakers	Mar. 18, 1975	27	13	11
Walt Frazier	vs. Kansas City	Nov. 23, 1976	21	10	11
Ray Williams	at Detroit	Mar. 15, 1979	22	10	10
Ray Williams	at New Jersey	Oct. 19, 1979	31	11	11
Micheal Ray Richardson	at Washington	Dec. 5, 1979	16	10	10
Micheal Ray Richardson	vs. Milwaukee	Dec. 29, 1979	18	12	15
Micheal Ray Richardson	at Milwaukee	Jan. 11, 1980	18	11	14
Micheal Ray Richardson	at Phoenix	Jan. 23, 1980	22	10	18
Micheal Ray Richardson	at Detroit	Jan. 27, 1980	16	12	10
Micheal Ray Richardson	vs. Cleveland	Feb. 23, 1980	16	13	14
Micheal Ray Richardson	vs. Indiana	Mar. 13, 1980	15	16	16
Micheal Ray Richardson	vs. Philadelphia	Oct. 14, 1980	20	10	13
Micheal Ray Richardson	at Dallas	Jan. 16, 1981	19	16	11
Micheal Ray Richardson	vs. Cleveland	Mar. 21, 1981	27	15	19

FOUR-POINT PLAYS

POSTPONED/MOVED GAMES

Regular Season Knicks

Name	Opponent	Date	Fouled By
1. John Starks.....	at Golden State.....	Jan. 24, 1992.....	Tim Hardaway.....
2. John Starks.....	at Boston.....	Apr. 8, 1992.....	Reggie Lewis.....
3. John Starks.....	at Milwaukee.....	Apr. 18, 1992.....	Larry Krystkowiak.....
4. Hubert Davis.....	at Boston.....	Nov. 5, 1993.....	Rick Fox.....
5. John Starks.....	at Utah.....	Nov. 14, 1994.....	Felton Spencer.....
6. John Starks.....	vs. Indiana.....	Jan. 10, 1995.....	Mark Jackson.....
7. Hubert Davis.....	vs. Philadelphia.....	Feb. 26, 1995.....	Willie Burton.....
8. John Starks.....	at Milwaukee.....	Nov. 4, 1995.....	Todd Day.....
9. Hubert Davis.....	at Toronto.....	Mar. 6, 1996.....	Doug Christie.....
10. John Starks.....	at Minnesota.....	Mar. 13, 1996.....	Isaiah Rider.....
11. John Starks.....	at Miami.....	Dec. 6, 1996.....	Isaac Austin.....
12. John Starks.....	vs. Charlotte.....	Feb. 2, 1997.....	Glen Rice.....
13. John Starks.....	at Houston.....	Nov. 18, 1997.....	Rodrick Rhodes.....
14. Allan Houston.....	at Boston.....	Feb. 26, 1999.....	Paul Pierce.....
15. Allan Houston.....	at Milwaukee.....	Dec. 4, 2001.....	Glenn Robinson.....
16. Latrell Sprewell.....	at Sacramento.....	Apr. 7, 2002.....	Doug Christie.....
17. Tim Thomas.....	at San Antonio.....	Nov. 16, 2004.....	Brent Barry.....
18. Jamal Crawford.....	vs. Utah.....	Dec. 19, 2004.....	Raja Bell.....
19. Jamal Crawford.....	at Detroit.....	Feb. 22, 2005.....	Horace Jenkins.....
20. Jamal Crawford.....	vs. New Jersey.....	Apr. 1, 2005.....	Vince Carter.....
21. Stephon Marbury.....	vs. Atlanta.....	Apr. 17, 2005.....	Tyronn Lue.....
22. Nate Robinson.....	vs. Seattle.....	Jan. 8, 2006.....	Ray Allen.....
23. Jamal Crawford.....	at Houston.....	Feb. 12, 2006.....	David Wesley.....
24. Steve Francis.....	vs. Boston.....	Nov. 18, 2006.....	Tony Allen.....
25. Jamal Crawford.....	vs. Houston.....	Nov. 20, 2006.....	Luther Head.....
26. Jamal Crawford.....	vs. Miami.....	Jan. 26, 2007.....	Dwyane Wade.....
27. Jamal Crawford.....	at Philadelphia.....	Feb. 21, 2007.....	Andre Miller.....
28. Stephon Marbury.....	vs. Utah.....	Nov. 26, 2007.....	Deron Williams.....
29. Jamal Crawford.....	vs. Atlanta.....	Apr. 11, 2008.....	Al Horford.....
30. Jamal Crawford.....	vs. Utah.....	Nov. 9, 2008.....	Ronnie Brewer.....
31. Jamal Crawford.....	at Memphis.....	Nov. 12, 2008.....	O.J. Mayo.....
32. Tim Thomas.....	vs. Cleveland.....	Nov. 25, 2008.....	J.J. Hickson.....
33. Wilson Chandler.....	at New Jersey.....	Dec. 10, 2008.....	Sean Williams.....
34. Tim Thomas.....	at Phoenix.....	Dec. 15, 2008.....	Shaquille O'Neal.....
35. Nate Robinson.....	vs. Boston.....	Feb. 6, 2009.....	Ray Allen.....
36. Chris Duhon.....	at Golden State.....	Feb. 10, 2009.....	Kelenna Azubuike.....
37. Nate Robinson.....	vs. Indiana.....	Feb. 23, 2009.....	Stephen Graham.....
38. Al Harrington.....	vs. Indiana.....	Nov. 4, 2009.....	T.J. Ford.....
39. Larry Hughes.....	at New Orleans.....	Dec. 11, 2010.....	Darren Collison.....

Opponents

Name	Opponent	Date	Fouled By
1. Freeman Williams.....	at San Diego.....	Jan. 22, 1981.....	Micheal Ray Richardson.....
2. Kevin Grevey.....	at Washington.....	Mar. 21, 1982.....	Micheal Ray Richardson.....
3. Reggie Miller.....	vs. Indiana.....	Feb. 3, 1990.....	Patrick Ewing.....
4. Jeff Hornacek.....	vs. Philadelphia.....	Jan. 26, 1993.....	Greg Anthony.....
5. Joe Dumars.....	at Detroit.....	Feb. 26, 1993.....	Greg Anthony.....
6. Tony Harris.....	vs. Boston.....	Mar. 19, 1994.....	Rolando Blackman.....
7. Jeff Hornacek.....	at Utah.....	Mar. 1, 1996.....	Hubert Davis.....
8. Joe Smith.....	vs. Golden State.....	Mar. 3, 1996.....	Charlie Ward.....
9. Brian Shaw.....	at Orlando.....	Mar. 30, 1997.....	Charlie Ward.....
10. Allen Iverson.....	vs. Philadelphia.....	Apr. 13, 1999.....	Chris Childs.....
11. Matt Bullard.....	at Houston.....	Dec. 14, 1999.....	Larry Johnson.....
12. Chris Whitney.....	vs. Washington.....	Jan. 7, 2001.....	Erick Strickland.....
13. Dirk Nowitzki.....	vs. Dallas.....	Jan. 3, 2002.....	Kurt Thomas.....
14. Ray Allen.....	vs. Milwaukee.....	Jan. 12, 2002.....	Allan Houston.....
15. Shane Battier.....	vs. Memphis.....	Mar. 11, 2003.....	Charlie Ward.....
16. Reggie Miller.....	vs. Indiana.....	Nov. 15, 2003.....	Allan Houston.....
17. Mike James.....	vs. Toronto.....	Mar. 21, 2006.....	Steve Francis.....
18. Daniel Gibson.....	at Cleveland.....	Nov. 2, 2007.....	Stephon Marbury.....
19. Arron Affalo.....	vs. Detroit.....	Dec. 7, 2008.....	Quentin Richardson.....
20. Carlos Delfino.....	vs. Milwaukee.....	Feb. 5, 2010.....	Al Harrington.....
21. Jamal Crawford.....	vs. Atlanta.....	Mar. 8, 2010.....	Toney Douglas.....

NBA Playoffs Knicks

Name	Opponent	Date	Fouled By
1. Trent Tucker.....	at Chicago.....	May 19, 1989.....	Craig Hodges.....
2. Larry Johnson.....	vs. Indiana.....	Jun. 5, 1999.....	Antonio Davis.....

Opponents

Name	Opponent	Date	Fouled By
1. Ron Harper.....	vs. Chicago.....	May 12, 1996.....	Willie Anderson.....
2. Dan Majerle.....	vs. Miami.....	May 14, 1999.....	Charlie Ward.....
3. Jason Kidd.....	at New Jersey.....	April. 20, 2004.....	Anfernee Hardaway.....

Postponed Game

Original Date	Opponent	Rescheduled	W/L	Score	Cause
Dec. 15, 1951.....	vs. Milwaukee at Moline, IL.....	Jan. 2, 1952.....	W.....	89-67.....	Weather/travel difficulty.....
Feb. 16, 1958.....	at Boston.....	Mar. 11, 1958.....	L.....	119-126.....	Snowstorm.....
Nov. 22, 1963.....	at Baltimore.....	Jan. 23, 1964.....	L.....	114-130.....	President Kennedy assassination.....
Nov. 9, 1965.....	vs. St. Louis.....	Feb. 22, 1966.....	W.....	113-108.....	The Great Blackout of '65.....
Dec. 4, 1965.....	vs. Philadelphia.....	Feb. 8, 1966.....	W.....	136-123.....	Death of 76ers Owner Ike Richman.....
Dec. 5, 1965.....	at Philadelphia.....	Mar. 17, 1966.....	L.....	106-115.....	Death of 76ers Owner Ike Richman.....
Feb. 22, 1966.....	vs. Baltimore.....	Mar. 11, 1966.....	L.....	123-126.....	Reschedule of Nov. 9, 1965 game.....
Feb. 7, 1978.....	vs. Portland.....	Mar. 2, 1978.....	W.....	128-117.....	Weather/travel difficulty.....
Mar. 13, 1993.....	vs. Indiana.....	Mar. 14, 1993.....	W.....	121-90.....	Snowstorm.....
Jan. 7, 1996.....	vs. Seattle.....	Apr. 8, 1996.....	L.....	98-108.....	Snowstorm.....
Jan. 14, 2000.....	at Charlotte.....	Feb. 7, 2000.....	L.....	85-95.....	Death of Charlotte player Bobby Phills.....
Jan. 25, 2000.....	at Washington.....	Mar. 8, 2000.....	L.....	113-118*.....	Weather/travel difficulty.....

Moved Game

Original Date	Opponent	W/L	Score	Cause	Original Site	Relocated Site
Mar. 13, 1968.....	at Philadelphia.....	W.....	130-120.....	Roof damage.....	Spectrum.....	Palestra.....
Mar. 22, 1968.....	at Philadelphia.....	L.....	110-118.....	Roof damage.....	Spectrum.....	Convention Hall.....
Mar. 27, 1968.....	at Philadelphia.....	L.....	132-138**.....	Roof damage.....	Spectrum.....	Palestra.....
Mar. 31, 1968.....	at Philadelphia.....	L.....	107-123.....	Roof damage.....	Spectrum.....	Convention Hall.....
Mar. 6, 1985.....	at Detroit.....	L.....	90-114.....	Roof damage.....	Pontiac Silverdome.....	Joe Louis Arena.....
Jan. 27, 1994.....	at L.A. Clippers.....	W.....	103-101.....	Northridge Earthquake.....	L.A. Sports Arena.....	Arrowhead Pond of Anaheim.....

NBA EXPANSION DRAFTS

Year	Expansion Team	Player Lost
1961.....	Chicago Packers.....	Dave Budd.....
1966.....	Chicago Bulls.....	Len Chappell..... Barry Clemens.....
1967.....	San Diego Rockets.....	None.....
	Seattle SuperSonics.....	Henry Akin..... Dave Deutsch.....
1968.....	Phoenix Suns.....	Emmette Bryant..... Neil Johnson..... Dick Van Arsdale.....
1970.....	Milwaukee Bucks.....	None.....
	Buffalo Braves.....	Bill Hosket..... Don May.....
	Cleveland Cavaliers.....	John Warren.....
	Portland Trail Blazers.....	None.....
1974.....	New Orleans Jazz.....	None.....
1980.....	Dallas Mavericks.....	Geoff Huston.....
1988.....	Charlotte Hornets (11 round, 22nd overall).....	Sedric Toney.....
	Miami Heat.....	None.....
1989.....	Minnesota Timberwolves.....	None.....
	Orlando Magic (first round, first overall).....	Sidney Green.....
1995.....	Toronto Raptors.....	None.....
	Vancouver Grizzlies (first round, second overall).....	Greg Anthony.....
2004.....	Charlotte Bobcats.....	None.....

Note: Dave Budd was re-acquired on May 16, 1961 for rights to Bob McNeill and Charlie Tyra

HISTORY

HISTORY

ROOKIE RECORDS

Minutes, Season	3,249	Mark Jackson	1987-88
Field Goals Made, Season	665	Bill Cartwright	1979-80
Field Goals Attempted, Season	1,457	Willis Reed	1964-65
Field Goal Percentage, Season	.547	Bill Cartwright	1979-80
3-Point Field Goals Made, Season	68	Toney Douglas	2009-10
3-Point Field Goals Made, Game	6	Toney Douglas	vs. Houston, Mar. 21, 2010
		Nate Robinson	at Cleveland, Apr. 13, 2006
3-Point Field Goals Attempted, Season	175	Toney Douglas	2009-10
3-Point Field Goals Attempted, Game	10	Toney Douglas	at Indiana, Apr. 7, 2010
		Toney Douglas	vs. Houston, Mar. 21, 2010
Free Throws Made, Season	451	Bill Cartwright	1979-80
Free Throws Attempted, Season	566	Bill Cartwright	1979-80
Free Throw Percentage	.849	Henry Bibby	1972-73
Offensive Rebounds, Season	220	Lonnie Shelton	1976-77
Offensive Rebounds, Game	9	Lonnie Shelton	vs. Seattle, Dec. 4, 1976
Defensive Rebounds, Season	532	Bill Cartwright	1979-80
Defensive Rebounds, Game	16	Patrick Ewing	vs. New Jersey, Dec. 12, 1985
Total Rebounds, Season	1,175	Willis Reed	1964-65
Total Rebounds, Game	25	Johnny Green	vs. Philadelphia, Feb. 21, 1960
Assists, Season	868	Mark Jackson	1987-88
Assists, Game	18	Mark Jackson	vs. Chicago Apr. 8, 1988
		Mark Jackson	at Chicago*, Jan. 30, 1988
Personal Fouls, Season	363	Lonnie Shelton	1976-77
Steals, Season	205	Mark Jackson	1987-88
Steals, Game	8	Chris McNealy	vs. Washington, Mar. 4, 1986
Turnovers, Season	258	Mark Jackson	1987-88
Turnovers, Game	10	Ray Williams	vs. Milwaukee, Dec. 3, 1977
Blocked Shots, Season	103	Patrick Ewing	1985-86
Blocked Shots, Game	7	Lonnie Shelton	at Portland, Nov. 7, 1976
Points, Season	1,781	Bill Cartwright	1979-80
Points, Game	47	Carl Braun	at Providence, Dec. 6, 1947
Average Points, Season	21.7	Bill Cartwright	1979-80

YOUNGEST/OLDEST PLAYERS

The Knicks entered the 2010-11 season with an average age of 24.6. The youngest Opening Night roster in franchise history was in 1979-80 with an average age of 24.2. Over the last six seasons, two players (Trevor Ariza, Jackie Butler) surpassed Carl Braun as the youngest man to have ever worn the blue and orange. Braun signed a baseball contract after his sophomore year at Colgate and forfeited his amateur status across the board in all sports. The Knicks signed him in the summer of '47, two years before his class graduated and he made his pro basketball debut on Nov. 13, 1947 against Washington.

The oldest player to appear in a game for the Knicks was current assistant coach Herb Williams, who was 41 years, four months and nine days when he made his final appearance in Game 5 of the 1999 NBA Finals against San Antonio on Jun. 25, 1999 to register one minute played. His last regular season appearance was on May 2, 1999 at Indiana at 41 years, two months and 16 days old.

Youngest Players

Player	Birth Date	First Game	Age
Trevor Ariza	Jun. 30, 1985	Nov. 3, 2004	19 years 4 months 4 days
Jackie Butler	Mar. 10, 1985	Mar. 21, 2005	20 years 11 days
Carl Braun	Sep. 25, 1927	Nov. 13, 1947	20 years 1 month 19 days
Danilo Gallinari	Aug. 8, 1988	Oct. 29, 2008	20 years 2 months 21 days
Wilson Chandler	May 10, 1987	Nov. 13, 2007	20 years 6 months 3 days

Oldest Players

Player	Birth Date	Last Game	Age
Herb Williams	Feb. 16, 1958	May 2, 1999	41 years 2 months 16 days
Buck Williams	Mar. 8, 1960	Apr. 18, 1998	38 years 1 month 10 days
Dikembe Mutombo	Jun. 25, 1966	Apr. 14, 2004	37 years 9 months 20 days
Patrick Ewing	Aug. 5, 1962	Apr. 19, 2000	37 years 8 months 14 days
Antonio Davis	Oct. 31, 1968	Jan. 31, 2006	37 years 3 months

MANPOWER GAMES MISSED DUE TO INJURY

Season	Total	Season	Total	Season	Total	Season	Total
1968-69	73	1979-80	131	1990-91	145	2001-02	180
1969-70	113	1980-81	116	1991-92	84	2002-03	268
1970-71	68	1981-82	122	1992-93	177	2003-04	234
1971-72	142	1982-83	228	1993-94	269	2004-05	190
1972-73	42	1983-84	67	1994-95	145	2005-06	168
1973-74	145	1984-85	326	1995-96	150	2006-07	179
1974-75	40	1985-86	376	1996-97	177	2007-08	177
1975-76	57	1986-87	257	1997-98	191	2008-09	243
1976-77	138	1987-88	72	1998-99	86	2009-10	140
1977-78	121	1988-89	54	1999-00	196		
1978-79	97	1989-90	118	2000-01	284		

NUMBERS OF PLAYERS USED REGULAR SEASON ONLY

Season	Total	Season	Total	Season	Total	Season	Total
1946-47	20	1962-63	14	1978-79	16	1994-95	16
1947-48	13	1963-64	13	1979-80	13	1995-96	17
1948-49	16	1964-65	14	1980-81	11	1996-97	13
1949-50	13	1965-66	13	1981-82	15	1997-98	16
1950-51	11	1966-67	13	1982-83	14	1998-99	14
1951-52	11	1967-68	14	1983-84	13	1999-00	16
1952-53	11	1968-69	13	1984-85	13	2000-01	16
1953-54	12	1969-70	12	1985-86	16	2001-02	14
1954-55	15	1970-71	13	1986-87	18	2002-03	13
1955-56	13	1971-72	17	1987-88	20	2003-04	22
1956-57	13	1972-73	14	1988-89	13	2004-05	19
1957-58	13	1973-74	17	1989-90	15	2005-06	19
1958-59	13	1974-75	16	1990-91	14	2006-07	15
1959-60	14	1975-76	15	1991-92	15	2007-08	15
1960-61	15	1976-77	16	1992-93	13	2008-09	23
1961-62	15	1977-78	12	1993-94	16	2009-10	20



© Nathaniel S. Butler, NBAE/Getty Image

HISTORY

HISTORY

FAMOUS FIRSTS AND LASTS

First Gameat Toronto, Nov. 1, 1946
First Starting Lineup..... Guards: Ralph Kaplowitz and Leo Gottlieb
 Forwards: Ossie Schectman and Stan Stutz
 Center: Forest (Jake) Weber
First WinKnicks 68, Huskies 66 at Toronto, Nov. 1, 1946
First LossStags 63, Knicks 47 at Chicago, Nov. 2, 1946 (game no. 2)
First Overtime GameChicago 78, Knicks 68 (OT) at MSG, Nov. 11, 1946
First Playoff Game.....Rebels 77, Knicks 51 at Cleveland, Apr. 7, 1947
First Game at 49th Street Garden Chicago 78, Knicks 68 (OT), Nov. 11, 1946 (a-17,205)
First Game at 69th Street Regiment Army..... Knicks 64, Pittsburgh 62 (OT), Nov. 16, 1946
First "Matinee" Game at MSG Knicks 70, Boston 58, Dec. 20, 1947
First Pro Doubleheader at MSG Chicago 107, Boston 82; Rochester 94, Knicks 89, Mar. 16, 1949 (a-13,195)
Last Game at 69th Regiment ArmoryJan. 16, 1960; New York 132, Cincinnati 106 (a-3,000)
Last Neutral Court Game Buffalo 119, Knicks 97 at Toronto, Feb. 21, 1974
Last Game at 49th Street Garden New York 115, Philadelphia 97, Feb. 10, 1968 (a-18,499)
Last Points at 49th Street Garden Dick Barnett (FG) vs. Philadelphia with :05 left, Feb. 10, 1968
First Games at Present MSGBoston 118, Detroit 96; New York 114, San Diego 102, Feb. 14, 1968 (a-17,639)
First Field Goals at Present MSG First Game: Dave DeBusschere, Detroit
 Second Game: Walt Frazier, New York
First Radio Broadcast Marty Glickman and Sarah Palfrey Cook on WHN at St. Louis, Nov. 7, 1946
 Knicks 68, St. Louis Bombers 63 (game no. 3)
First 100+ Point Game, TeamKnicks 114, Providence 85, Dec. 6, 1947
First College Draft PickWat Misaka (Utah), 1947
First African-American Player..... Nat (Sweetwater) Clifton; first game Nov. 4, 1950 at Tri-Cities
First 7-Footer..... Walter Dukes, 1955-56
First Game with a 24-second clockKnicks 94, Minneapolis 83 at MSG Oct. 30, 1954
First 50+ Point Game, Player..... Richie Guerin (57) vs. Syracuse at MSG, Dec. 11, 1959
First Three-Point Field Goal Jim Clemons at Detroit (4:15 left, 4th quarter), Oct. 18, 1979
First Four-Point Play (3PT FG + FTM) Playoffs: Trent Tucker at Chicago, May 19, 1989
 Regular Season: John Starks at Golden State, Jan. 24, 1992

Best Finishes
 NY scores six points in final :16 to defeat Cincinnati at Cleveland, 106-105 (18th straight win), Nov. 28, 1969
 NY scores game's last 19 points (over last 5:11) to defeat Milwaukee, 87-86 at MSG, Nov. 18, 1972
 NY scores 35 of game's last 44 points in last 9:16 (including 20 points in a row) to defeat New Jersey, 105-96, at New Jersey, Jan. 4, 1989

FOREIGN-BORN PLAYERS

The New York Knicks have had 20 international players from 16 countries and territories on their active roster that appeared in at least one regular season game.

Player	City, Country	Seasons	Tenure
Rolando Blackman	Panama City, Panama	2	1992-94
James Donaldson	Heacham, England	2	1991-92
Patrick Ewing	Kingston, Jamaica	15	1985-2000
Frido Frey	Germany	1	1946-47
Danilo Gallinari	Milan, Italy	2	2009-10
Stewart Granger	Montreal, Canada	1	1986-87
Stuart Gray	Panama Canal Zone	2	1989-91
Ernie Grunfeld	Satu-Mare, Romania	4	1982-86
Lee Knorek	Warsaw, Poland	3	1946-49
Luc Longley	Melbourne, Australia	1	2000-01
Darko Milicic	Novi Sad, Serbia	1	2009-10
Dikembe Mutombo	Kinshasa, Zaire	1	2003-04
Sergio Rodriguez	Tenerife, Spain	1	2009-10
Cheikh Samb	Dakar, Senegal	1	2008-09
Mouhamed Sene	Thies, Senegal	1	2008-09
Bruno Sundov	Split, Croatia	2	2003-05
Cezary Trybanski	Warsaw, Poland	1	2003-04
Mirsad Turkcan	Novi Pazar, Yugoslavia	1	1999-2000
Ernie Vandeweghe	Montreal, Canada	6	1949-55
Kiki Vandeweghe	Weisbaden, West Germany	4	1988-92

WHEN WAS THE LAST TIME...

Knicks Individual

Complete Regulation Game Jared Jeffries at Washington, Jan. 30, 2010
 Complete Single Overtime Game Walt Frazier vs. Golden State, Nov. 11, 1972
 Complete Double Overtime Game Walt Frazier at Philadelphia Jan. 22, 1969
 50+ Points Jamal Crawford vs. Miami, Jan. 26, 2007 (52)
 40+ Points Nate Robinson at Atlanta, Jan. 1, 2010 (41)
 20+ Rebounds David Lee at Golden State, Apr. 2, 2010 (20)
 15+ Assists Chris Duhon vs. Golden State, Nov. 29, 2008 (22)
 40-20 Game Patrick Ewing vs. L.A. Clippers, Jan. 7, 1990 (44 pts, 22 reb)
 30-20 David Lee at Golden State, Apr. 2, 2010 (37 pts, 20 reb)
 20-20 Game David Lee at Golden State, Apr. 2, 2010 (37 pts, 20 reb)
 Back-to-Back 40+ Point Games Patrick Ewing, Mar. 24 & 27, 1990 (51 vs. Boston, 41 vs. WAS)
 Buzzer-Beater Steve Francis at Washington, Mar. 10, 2007 (Won, 90-89)

Knicks Team

Nine Double Figure Scorers Feb. 23, 1989 vs. Charlotte
 Ewing 28, Jackson 20, Oakley 15, Green 14, Tucker 12, G. Wilkins 12, Strickland 11, Newman 11, Walker 10
 Eight Double Figure Scorers November 15, 1997 vs. Sacramento
 Starks 19, Ewing 17, Johnson 14, Houston 14, Mills 14, Oakley 11, Ward 11, Childs 10
 Seven Double Figure Scorers Apr. 5, 2009 at Toronto
 Chandler 17, Lee 16, Richardson 16, Jeffries 14, Robinson 13, Duhon 12, Harrington 12
 Four 20+ Scorers Mar. 13, 2010 at Dallas (Walker 23, Chandler 22, Douglas 21, Harrington 20)
 Two 30+ Scorers Oct. 31, 2009 vs. Philadelphia** (Gallinari 30, Harrington 42)
 Two 40+ Scorers Never accomplished
 Four Double Figure Rebounders Dec. 12, 1996 vs. Golden State
 Ewing 20, Oakley 11, B. Williams 11, Johnson 10
 Two Players, 10+ Assists Dec. 2, 2002 vs. Cleveland
 Sprewell 11, Easley 10
 20-Point Run Nov. 15, 2003 vs. Indiana
 24 straight points over 6:42 span, third quarter
 Comeback From 20+ Point Deficit Dec. 18, 2009 vs. L.A. Clippers
 (Trailed by 20 points, 26-46, in second. Won, 95-91)

Opponents Individual/Team

50+ Points Carmelo Anthony at Denver, Nov. 27, 2009 (50)
 40+ Points LeBron James at Cleveland, Feb. 6, 2010 (47)
 20+ Rebounds Zach Randolph vs. Memphis, Feb. 27, 2010 (25)
 15+ Assists Rajon Rondo at Boston, Feb. 23, 2010 (16)
 Triple-Double Brandon Roy at Portland, Feb. 1, 2008 (20 pts, 10 reb, 11 ast)
 20 Point-20 Rebound Game Antonio McDyess at Detroit, Mar. 11, 2009 (21 pts, 22 reb)
 Comeback From 20+ Point Deficit Philadelphia, Mar. 12, 2002
 Knicks led 65-45 in third quarter. 76ers won, 104-96

Knicks Miscellaneous

Triple OT Game Dec. 27, 2006 vs. Detroit (won, 151-145)
 Double OT Game Oct. 30, 2009 at Charlotte (lost, 102-100)
 Back-To-Back OT Games Oct. 30 & Oct. 31, 2009
 Lost at Charlotte, 102-100; lost vs. Philadelphia, 141-127
 Three Games in Three Days Mar. 20-21-22, 1999
 Beat Boston, 96-78; lost at Toronto, 81-85, OT; lost to Atlanta, 71-80
 Three Wins in Three Days Mar. 14-15-16, 1999
 Beat Charlotte, 94-86; won at Milwaukee, 108-102; beat Clippers, 113-89
 Note: Prior to 1998-99 season, last time Knicks played three-in-three was Mar. 14-15-16, 1985
 last time Knicks won three-in-three was Feb. 6-7-8, 1981
 Postponed Game Jan. 25, 2000 at Washington (weather/travel difficulty)
 Played Mar. 8, 2000; Knicks lost 113-118, OT)
 Player Ejected Al Harrington at Utah, Mar. 30, 2009 (second technical)
 Head Coach Ejected Isiah Thomas at Boston, Feb. 13, 2008 (second technical)

HISTORY

HISTORY

HOME AND SEASON OPENERS

OPENING NIGHT LINEUPS

Home Openers (33-31)

Date	Opponent	Result	NYK-Opp
Nov. 11, 1946	vs. Chicago	L	68-78
Nov. 13, 1947	vs. Washington	W	80-65
Nov. 11, 1948	vs. Minneapolis	L	68-77
Nov. 10, 1949	vs. Indianapolis	L	79-83
Nov. 9, 1950	vs. Indianapolis	L	73-85
Nov. 10, 1951	vs. Minneapolis	L	73-89
Nov. 1, 1952	vs. Baltimore	W	69-53
Oct. 31, 1953	vs. Minneapolis	W	91-67
Oct. 30, 1954	vs. Minneapolis	W	94-83
Nov. 10, 1955	vs. Minneapolis	W	112-105
Oct. 27, 1956	vs. Boston	L	112-115
Oct. 26, 1957	vs. Boston	L	121-131
Oct. 25, 1958	vs. Boston	W	127-125
Oct. 24, 1959	vs. Philadelphia	L	109-118
Oct. 20, 1960	vs. Cincinnati	L	105-113
Oct. 19, 1961	vs. Chicago	W	120-103
Oct. 16, 1962	vs. Chicago	W	121-119
Oct. 17, 1963	vs. Baltimore	L	113-115
Oct. 17, 1964	vs. L.A. Lakers	L	109-113
Oct. 16, 1965	vs. Detroit	W	111-103
Oct. 18, 1966	vs. L.A. Lakers	W	122-119
Oct. 17, 1967	vs. San Francisco	W	124-122
Oct. 15, 1968	vs. Chicago	L	96-100
Oct. 14, 1969	vs. Seattle	W	126-101
Oct. 13, 1970	vs. Boston	W	114-107
Oct. 12, 1971	vs. Detroit	L	84-91
Oct. 10, 1972	vs. Seattle	W	113-89
Oct. 9, 1973	vs. Detroit	W	101-100
Oct. 17, 1974	vs. New Orleans	W	89-74
Oct. 23, 1975	vs. L.A. Lakers	L	101-104
Oct. 21, 1976	vs. L.A. Lakers	W	102-97
Oct. 18, 1977	vs. Kansas City	W	120-113
Oct. 13, 1978	vs. Houston	L	107-111
Oct. 13, 1979	vs. Washington	W	125-118
Oct. 11, 1980	vs. Milwaukee	W	114-109
Oct. 31, 1981	vs. Indiana	L	99-106
Oct. 29, 1982	vs. Philadelphia	L	89-104
Oct. 29, 1983	vs. Washington	W	100-97
Oct. 27, 1984	vs. Detroit	W	137-118
Oct. 26, 1985	vs. Philadelphia	L	89-99
Nov. 1, 1986	vs. Chicago	L	103-108
Nov. 9, 1987	vs. Boston	L	87-96
Nov. 8, 1988	vs. Chicago	W	125-117
Nov. 4, 1989	vs. Miami	W	119-99
Nov. 3, 1990	vs. Boston	L	103-106
Nov. 5, 1991	vs. Milwaukee	W	113-85
Nov. 7, 1992	vs. Philadelphia	W	89-85
Nov. 9, 1993	vs. Philadelphia	W	95-86
Nov. 8, 1994	vs. L.A. Lakers	W	117-113
Nov. 7, 1995	vs. Phoenix	L	94-102
Nov. 3, 1996	vs. Charlotte	W	113-86
Nov. 2, 1997	vs. Detroit	L	86-94
Feb. 7, 1999	vs. Miami	L	79-83
Nov. 2, 1999	vs. Cleveland	W	92-84
Oct. 31, 2000	vs. Philadelphia	L	72-101
Oct. 30, 2001	vs. Washington	W	93-91
Nov. 2, 2002	vs. Boston	L	107-117
Oct. 29, 2003	vs. Orlando	L	83-85
Nov. 6, 2004	vs. Boston	L	73-107
Nov. 4, 2005	vs. Washington	L	75-86
Nov. 4, 2006	vs. Indiana	L	109-95
Nov. 4, 2007	vs. Minnesota	W	97-93
Oct. 29, 2008	vs. Miami	W	120-115
Oct. 31, 2009	vs. Philadelphia	L	127-141

Season Openers (37-27)

Date	Opponent	Result	NYK-Opp
Nov. 1, 1946	at Toronto	W	68-66
Nov. 13, 1947	vs. Washington	W	80-65
Nov. 3, 1948	at Fort Wayne	W	80-76
Nov. 1, 1949	at Chicago	W	89-87
Nov. 4, 1950	at Tri-Cities	L	76-87
Nov. 3, 1951	at Milwaukee	W	68-66
Nov. 1, 1952	vs. Baltimore	W	69-53
Oct. 31, 1953	vs. Minneapolis	W	91-67
Oct. 30, 1954	vs. Minneapolis	W	94-83
Nov. 5, 1955	at Rochester	W	100-98
Oct. 27, 1956	vs. Boston	L	112-115
Oct. 23, 1957	vs. St. Louis at Det.	W	112-95
Oct. 25, 1958	vs. Boston	W	127-125
Oct. 24, 1959	vs. Philadelphia	L	109-118
Oct. 20, 1960	vs. Cincinnati	L	105-113
Oct. 19, 1961	vs. Chicago	W	120-103
Oct. 16, 1962	vs. Chicago	W	121-119
Oct. 17, 1963	vs. Baltimore	L	113-115
Oct. 17, 1964	vs. L.A. Lakers	L	109-113
Oct. 16, 1965	vs. Detroit	W	111-103
Oct. 15, 1966	at Philadelphia	L	112-128
Oct. 17, 1967	vs. San Francisco	W	124-122
Oct. 15, 1968	vs. Chicago	L	96-100
Oct. 14, 1969	vs. Seattle	W	126-101
Oct. 13, 1970	vs. Boston	W	114-107
Oct. 12, 1971	vs. Detroit	L	84-91
Oct. 10, 1972	vs. Seattle	W	113-89
Oct. 9, 1973	vs. Detroit	W	101-100
Oct. 17, 1974	vs. New Orleans	W	89-74
Oct. 23, 1975	vs. L.A. Lakers	L	101-104
Oct. 21, 1976	vs. L.A. Lakers	W	102-97
Oct. 18, 1977	vs. Kansas City	W	120-113
Oct. 13, 1978	vs. Houston	L	107-111
Oct. 12, 1979	at Atlanta	L	104-121
Oct. 11, 1980	vs. Milwaukee	W	114-109
Oct. 30, 1981	at New Jersey	W	103-99
Oct. 29, 1982	vs. Philadelphia	L	89-104
Oct. 28, 1983	at Cleveland	W	113-106
Oct. 27, 1984	vs. Detroit	W	137-118
Oct. 26, 1985	vs. Philadelphia	L	89-99
Oct. 31, 1986	at New Jersey	L	97-108
Nov. 6, 1987	at Detroit	L	99-110
Nov. 4, 1988	at Boston	L	115-122
Nov. 3, 1989	at Detroit	L	103-106
Nov. 2, 1990	at Charlotte	W	134-130
Nov. 1, 1991	at Orlando	L	96-106
Nov. 6, 1992	at Atlanta	W	106-94
Nov. 5, 1993	at Boston	W	111-108
Nov. 4, 1994	at Boston	W	120-107
Nov. 3, 1995	at Detroit	W	106-100
Nov. 1, 1996	at Toronto	W	107-99
Oct. 31, 1997	at Charlotte	W	97-85
Feb. 5, 1999	at Orlando	L	85-93
Nov. 2, 1999	vs. Cleveland	W	92-84
Oct. 31, 2000	vs. Philadelphia	L	72-101
Oct. 30, 2001	vs. Washington	W	93-91
Oct. 30, 2002	at Detroit	L	77-86
Oct. 29, 2003	vs. Orlando	L	83-85
Nov. 3, 2004	at Minnesota	L	93-99
Nov. 2, 2005	at Boston	L	100-114
Nov. 1, 2006	at Memphis	W	118-117
Nov. 2, 2007	at Cleveland	L	106-110
Oct. 29, 2008	vs. Miami	W	120-115
Oct. 28, 2009	at Miami	L	93-115

Season	Guard	Guard	Forward	Forward	Center
1946-47	Ralph Kaplowitz	Hank Rosenstein	Stan Stutz	Ossie Schectman	Forest Weber
1947-48	Stan Stutz	Carl Braun	Bud Palmer	Tommy Byrnes	Dick Holub
1948-49	Ray Kuka	Goebel Ritter	Carl Braun	Tommy Byrnes	Irv Rothenberg
1949-50	Dick McGuire	Goebel Ritter	Vince Boryla	Bill van Breda Koff	Harry Gallatin
1950-51	Max Zaslofsky	Ray Lump	Vince Boryla	Ray Ellefson	Harry Gallatin
1951-52	Max Zaslofsky	Ernie Vandeweghe	Vince Boryla	Harry Gallatin	Connie Simmons
1952-53	Dick Bunt	Carl Braun	Vince Boryla	Harry Gallatin	Connie Simmons
1953-54	Dick McGuire	Carl Braun	Vince Boryla	Harry Gallatin	Connie Simmons
1954-55	Dick McGuire	Jim Baechtold	Carl Braun	Harry Gallatin	Ray Felix
1955-56	Dick McGuire	Jim Baechtold	Carl Braun	Nat Clifton	Ray Felix
1956-57	Ron Sobie	Carl Braun	Gary Bergen	Kenny Sears	Ray Felix
1957-58	Ron Sobie	Carl Braun	Phil Jordon	Charlie Tyra	Ray Felix
1958-59	Richie Guerin	Carl Braun	Willie Naulls	Guy Sparrow	Kenny Sears
1959-60	Richie Guerin	Carl Braun	Willie Naulls	Kenny Sears	Charlie Tyra
1960-61	Richie Guerin	Bob McNeill	Willie Naulls	Kenny Sears	Charlie Tyra
1961-62	Richie Guerin	Whitey Martin	Willie Naulls	Johnny Green	Phil Jordon
1962-63	Richie Guerin	Gene Shue	Willie Naulls	Johnny Green	Paul Hogue
1963-64	Richie Guerin	John Heyman	John Rudometkin	Johnny Green	Bob Nordmann
1964-65	Howard Komives	Johnny Egan	Johnny Green	Bob Boozer	Willis Reed
1965-66	Howard Komives	Dick Barnett	Johnny Green	Jim Barnes	Len Chappell
1966-67	Howard Komives	Emmette Bryant	Dick Van Arsdale	Willis Reed	Walt Bellamy
1967-68	Fred Crawford	Dick Barnett	Dick Van Arsdale	Willis Reed	Walt Bellamy
1968-69	Howard Komives	Dick Barnett	Cazzie Russell	Willis Reed	Walt Bellamy
1969-70	Walt Frazier	Dick Barnett	Bill Bradley	Dave DeBusschere	Willis Reed
1970-71	Walt Frazier	Dick Barnett	Bill Bradley	Dave DeBusschere	Willis Reed
1971-72	Walt Frazier	Dick Barnett	Jerry Lucas	Dave DeBusschere	Willis Reed
1972-73	Walt Frazier	Earl Monroe	Bill Bradley	Dave DeBusschere	Jerry Lucas
1973-74	Walt Frazier	Dean Meminger	Bill Bradley	Dave DeBusschere	Willis Reed
1974-75	Earl Monroe	Henry Bibby	Bill Bradley	Phil Jackson	John Gianelli
1975-76	Walt Frazier	Earl Monroe	Bill Bradley	Mel Davis	John Gianelli
1976-77	Walt Frazier	Earl Monroe	Jim McMillian	John Gianelli	Spencer Haywood
1977-78	Earl Monroe	Butch Beard	Jim McMillian	Spencer Haywood	Lonnie Shelton
1978-79	Jim Clemons	Butch Beard	Glen Gondrezick	Bob McAdoo	Marvin Webster
1979-80	Michael Ray Richardson	Toby Knight	Ray Williams	Joe C. Meriweather	Bill Cartwright
1980-81	Michael Ray Richardson	Ray Williams	Campy Russell	Sly Williams	Marvin Webster
1981-82	Michael Ray Richardson	Mike Newlin	Campy Russell	Maurice Lucas	Marvin Webster
1982-83	Ed Sherod	Paul Westphal	Bernard King	Truck Robinson	Bill Cartwright
1983-84	Rory Sparrow	Ray Williams	Bernard King	Truck Robinson	Bill Cartwright
1984-85	Rory Sparrow	Trent Tucker	Bernard King	Ken Bannister	Pat Cummings
1985-86	Rory Sparrow	Darrell Walker	Gerald Wilkins	Pat Cummings	Patrick Ewing
1986-87	Rory Sparrow	Gerald Wilkins	Kenny Walker	Bill Cartwright	Patrick Ewing
1987-88	Gerald Henderson	Gerald Wilkins	Kenny Walker	Pat Cummings	Patrick Ewing
1988-89	Mark Jackson	Gerald Wilkins	Johnny Newman	Charles Oakley	Patrick Ewing
1989-90	Mark Jackson	Gerald Wilkins	Johnny Newman	Charles Oakley	Patrick Ewing
1990-91	Mark Jackson	Gerald Wilkins	Kiki Vandeweghe	Charles Oakley	Patrick Ewing
1991-92	Mark Jackson	Gerald Wilkins	Xavier McDaniel	Charles Oakley	Patrick Ewing
1992-93	Doc Rivers	John Starks	John Campbell	Charles Oakley	Patrick Ewing
1993-94	Doc Rivers	John Starks	Charles Smith	Charles Oakley	Patrick Ewing
1994-95	Derek Harper	John Starks	Charles Smith	Charles Oakley	Patrick Ewing
1995-96	Derek Harper	John Starks	Hubert Davis	Anthony Mason	Patrick Ewing
1996-97	Charlie Ward	Allan Houston	Larry Johnson	Buck Williams	Patrick Ewing
1997-98	Charlie Ward	Allan Houston	Larry Johnson	Charles Oakley	Patrick Ewing
1998-99	Charlie Ward	Allan Houston	Latrell Sprewell	Larry Johnson	Patrick Ewing
1999-00	Charlie Ward	Allan Houston	Latrell Sprewell	Larry Johnson	Marcus Camby
2000-01	Charlie Ward	Allan Houston	Latrell Sprewell	Larry Johnson	Marcus Camby
2001-02	Mark Jackson	Allan Houston	Latrell Sprewell	Kurt Thomas	Felton Spencer
2002-03	Charlie Ward	Allan Houston	Shandon Anderson	Othella Harrington	Kurt Thomas
2003-04	Charlie Ward	Allan Houston	Keith Van Horn	Kurt Thomas	Dikembe Mutombo
2004-05	Stephon Marbury	Jamal Crawford	Tim Thomas	Kurt Thomas	Nazr Mohammed
2005-06	Stephon Marbury	Quentin Richardson	Matt Barnes	Antonio Davis	Eddy Curry
2006-07	Stephon Marbury	Steve Francis	Quentin Richardson	Channing Frye	Eddy Curry
2007-08	Stephon Marbury	Jamal Crawford	Quentin Richardson	Zach Randolph	Eddy Curry
2008-09	Chris Duhon	Jamal Crawford	Quentin Richardson	David Lee	Zach Randolph
2009-10	Chris Duhon	Wilson Chandler	Al Harrington	Jared Jeffries	David Lee

HISTORY

HISTORY

ALL-TIME TOP FIVE DRAFT PICKS

ALL-TIME TOP FIVE DRAFT PICKS

HISTORY

Rd	Pick	Player	2010	College
2	38	Andy Rautins	2010	Syracuse
2	39	Landry Fields	2010	Stanford
2009				
1	8	Jordan Hill	2009	Arizona
2008				
1	6	Danilo Gallinari	2008	Italy
2007				
1	23	Wilson Chandler	2007	DePaul
2006				
1	20	Renaldo Balkman	2006	South Carolina
1	29	Mardy Collins	2006	Temple
2005				
1	8	Channing Frye	2005	Arizona
1	30	David Lee	2005	Florida
2	54	Dijon Thompson	2005	UCLA
2004				
2	43	Trevor Ariza	2004	UCLA
2003				
1	9	Michael Sweetney	2003	Georgetown
2	30	Maciej Lampe	2003	Poland
2	39	Slavko Vranes	2003	Montenegro
2002				
1	7	Maybinyr Hilario	2002	Brazil
2	36	Milos Vujanic	2002	Croatia
2001				
2	39	Michael Wright	2001	Arizona
2	43	Eric Chenoweth	2001	Kansas
2000				
1	22	Donnell Harvey	2000	Florida
2	39	Lavor Postell	2000	St. John's (NY)
1999				
1	15	Frederic Weis	1999	France
2	46	J.R. Koch	1999	Iowa
1998				
2	38	DeMarco Johnson	1998	UNC-Charlotte
2	44	Sean Marks	1998	California
1997				
1	25	John Thomas	1997	Minnesota
1996				
1	18	John Wallace	1996	Syracuse
1	19	Walter McCarty	1996	Kentucky
1	21	Dontae Jones	1996	Mississippi State
1995				
No selections				
1994				
No selections				
1993				
1	24	Monty Williams	1993	Notre Dame
1	26	Charlie Ward	1993	Florida State
1992				
No selections				
1991				
1	20	Hubert Davis	1991	North Carolina
1990				
1	12	Greg Anthony	1990	Nevada-Las Vegas

Rd	Pick	Player	1990	College
1	17	Jerrold Mustaf	1990	Maryland
1989				
2	50	Brian Quinnett	1989	Washington State
1988				
1	19	Rod Strickland	1988	DePaul
2	37	Greg Butler	1988	Stanford
3	69	Phil Stinnie	1988	Virginia Commonwealth
1987				
1	18	Mark Jackson	1987	St. John's (NY)
2	25	Ron Moore	1987	West Virginia State
3	49	Jerome Batiste	1987	McNeese State
4	71	Mike Morgan	1987	Drake
5	95	Glen Clem	1987	Vanderbilt
1986				
1	5	Kenny Walker	1986	Kentucky
2	47	Michael Jackson	1986	Georgetown
4	71	Calvin Thompson	1986	Kansas
5	94	Jerome Mincy	1986	Alabama-Birmingham
6	117	Mark Wade	1986	Michigan
1985				
1	1	Patrick Ewing	1985	Georgetown
2	47	Gerald Wilkins	1985	Tenn.-Chattanooga
4	73	Fred Cofield	1985	Eastern Michigan
5	96	Mike Schlegel	1985	VA. Commonwealth
6	119	Kent Lockhart	1985	Texas-EI Paso
1984				
3	64	Curtis Green	1984	Southern Mississippi
4	87	Bob Thornton	1984	California-Irvine
6	133	Eddie Lee Wilkins	1984	Gardner-Webb
7	156	Ken Bannister	1984	St. Augustine
8	179	Ricky Tunstall	1984	Youngstown State
1983				
1	12	Darrell Walker	1983	Arkansas
4	82	Mark Jones	1983	St. Bonaventure
5	105	Troy Lee Mikell	1983	E. Tennessee State
6	128	Tony Simms	1983	Boston University
7	151	Desi Barmore	1983	Fresno State
1982				
1	6	Trent Tucker	1982	Minnesota
2	29	Scott Hastings	1982	Arkansas
2	34	Vince Taylor	1982	Duke
3	52	Dan Caldwell	1982	Washington
3	57	Craig Tucker	1982	Illinois
1981				
2	40	Greg Cook	1981	Louisiana State
3	57	Frank Brickowski	1981	Penn State
3	63	Wayne McCoy	1981	St. John's (NY)
4	86	Alex Bradley	1981	Villanova
5	109	Jim Wright	1981	Rhode Island
1980				
1	12	Mike Woodson	1980	Indiana
2	36	DeWayne Scales	1980	Louisiana State
3	58	Kurt Rambis	1980	Santa Clara
4	82	Joe Chmelich	1980	Wisconsin
5	104	William Carey	1980	Albright

Rd	Pick	Player	1979	College
1	3	Bill Cartwright	1979	San Francisco
1	9	Larry Demic	1979	Arizona
1	21	Sly Williams	1979	Rhode Island
2	27	Reggie Carter	1979	St. John's (NY)
2	34	Kim Goetz	1979	San Diego State
1978				
1	4	Micheal Ray Richardson	1978	Montana
2	32	John Rudd	1978	McNeese State
3	54	Greg Bunch	1978	Cal State - Fullerton
3	55	Marc Iavaroni	1978	Cheney State
4	79	Erving Giddings	1978	Dayton
1977				
1	10	Ray Williams	1977	Minnesota
2	26	Glen Gondrezick	1977	Nevada-Las Vegas
2	32	Toby Knight	1977	Notre Dame
3	54	Lloyd McMillan	1977	Long Beach State
4	76	Steve Hayes	1977	Idaho State
1976				
2	25	Lonnie Shelton	1976	Oregon State
3	41	John McGill	1976	Alcorn State
4	57	Rich Bullock	1976	Texas Tech
5	76	Beaver Smith	1976	St. John's (NY)
6	93	Joe Jones	1976	Grambling
1975				
1	9	Eugene Short	1975	Jackson State
2	26	Luther Burden	1975	Utah
3	46	John Ramsey	1975	Seton Hall
4	63	David Vaughn	1975	Oral Roberts
5	80	Don Washington	1975	North Carolina
1974				
2	32	Jesse Dark	1974	VA. Commonwealth
3	50	Rudy Jackson	1974	Hutchinson JC
4	68	Roy Ebron	1974	Southwest Louisiana
5	86	Greg Jackson	1974	Guilford
6	104	Terry Mikan	1974	St. Thomas
1973				
1	14	Mel Davis	1973	St. John's (NY)
2	28	Pat McFarland	1973	St. Joseph's
3	49	Allie McGuire	1973	Marquette
4	66	George Karl	1973	North Carolina
5	83	Dennis Bell	1973	Drake
1972				
1	8	Tom Riker	1972	South Carolina
3	41	Ansley Truitt	1972	California
4	58	Henry Bibby	1972	UCLA
5	74	Bob Ford	1972	Purdue
6	91	Greg Cleuss	1972	St. John's (NY)
1971				
1	16	Dean Meminger	1971	Marquette
2	34	Gregg Northington	1971	Alabama State
3	50	Ken Mayfield	1971	Tuskegee
4	67	Steve Niles	1971	Texas A&M
6	101	Bill Mainor	1971	Fordham
1970				
1	17	Mike Price	1970	Illinois
2	34	Howie Wright	1970	Austin Peay
3	51	Al Williams	1970	Drake
4	68	John Marren	1970	Manhattan
5	85	Jim Oxley	1970	Army

Rd	Pick	Player	1969	College
1	11	John Warren	1969	St. John's (NY)
2	26	Bill Bunting	1969	North Carolina
3	40	Ed Mast	1969	Temple
4	54	Elnardo Webster	1969	St. Peter's
5	68	Gene Littles	1969	High Point
1968				
1	10	Bill Hosket	1968	Ohio State
3	30	Don May	1968	Dayton
4	44	Warren Armstrong	1968	Wichita State
5	58	Hal Booker	1968	Cheney State
6	72	Brian Brunkhorst	1968	Marquette
1967				
1	5	Walt Frazier	1967	Southern Illinois
2	17	Phil Jackson	1967	North Dakota
3	24	Gary Gregor	1967	South Carolina
4	36	Keith Swagerty	1967	Pacific
5	48	Barry Leibowitz	1967	Long Island
1966				
1	1	Cazzie Russell	1966	Michigan
2	11	Henry Akin	1966	Morehead State
3	21	Stewart Johnson	1966	Murray State
4	31	Lee DeFore	1966	Auburn
5	41	Ron Jackson	1966	Clark
1965				
1	T	Bill Bradley	1965	Princeton
2	7	Dave Stallworth	1965	Wichita State
2	10	Hal Blevins	1965	Arkansas A&M
3	15	Dick Van Arsdale	1965	Indiana
4	24	Barry Clemens	1965	Ohio Wesleyan
1964				
1	1	Jim Barnes	1964	Texas Western
2	8	Willis Reed	1964	Grambling
2	13	Howard Komives	1964	Bowling Green
3	17	Brian Generalovich	1964	Pittsburgh
4	26	Fred Crawford	1964	St. Bonaventure
1963				
1	1	Art Heyman	1963	Duke
2	9	Jerry Harkness	1963	Loyola (IL)
3	18	Bill O'Connor	1963	Canisius
4	27	Nate Cloud	1963	Delaware
5	36	Joe McDermott	1963	Belmont Abbey
1962				
1	2	Paul Hogue	1962	Cincinnati
2	9	John Rudometkin	1962	USC
3	18	Bobby Rascoe	1962	Western Kentucky
4	27	Cliff Luyk	1962	Florida
5	36	Bob Burgess	1962	Marshall
1961				
1	2	Tom Stith	1961	St. Bonaventure
2	10	Whitey Martin	1961	St. Bonaventure
3	24	Tony Jackson	1961	St. John's (NY)
4	33	George Blaney	1961	Holy Cross
5	42	Bill Smith	1961	St. Peter's

Rd	Pick	Player	1960	College
1	3	Darrall Imhoff	1960	California
2	10	Dave Budd	1960	Wake Forest
2	11	Kelly Coleman	1960	Kentucky Wesleyan
3	19	Bob McNeil	1960	St. Joseph's (PA)
5	35	Charles McNeil	1960	Maryland
1959				
1	6	Johnny Green	1959	Michigan State
3	22	Bob Anderegg	1959	Michigan State
4	30	Johnny Cox	1959	Michigan State
5	38	Herb Busch	1959	Virginia
6	46	Bucky McDonald	1959	Geo. Washington
1958				
1	3	Mike Farmer	1958	San Francisco
1	4	Pete Brennan	1958	North Carolina
2	12	Joe Quigg	1958	North Carolina
3	19	John Lee	1958	Yale
4	25	John Cox	1958	Kentucky
1957				
1	5	Brendan McCann	1957	St. Bonaventure
2	13	Larry Friend	1957	California
3	21	Gary Clark	1957	Syracuse
4	29	Rayford Wells	1957	Lenoir Rhyne
5	37	Lee Marshall	1957	Washington & Lee
1956				
1	4	Ronnie Shavlik	1956	North Carolina State
2	13	Gary Bergen	1956	Utah
3	21	Jerry Harper	1956	Alabama
4	29	Ronnie Mayer	1956	Duke
5	37	Joe Sexton	1956	Purdue
1955				
1	5	Ken Sears	1955	Santa Clara
2	13	Jerry Mullen	1955	San Francisco
3	21	Guy Sparrow	1955	Detroit
4	29	Ed Cole	1955	Creighton
5	37	Denver Brackeen	1955	Mississippi
1954				
1	8	Jack Turner	1954	Western Kentucky
2	17	Richie Guerin	1954	Iona
3	26	Don Anielak	1	

NUMERICAL ROSTER

Forty-seven different jersey numbers have been worn by 394 players in the franchise's 64-year history. Twenty-eight players have worn more than one number, represented by a superscript. Years listed are the dates the player wore that number.

No. 0	
Larry Hughes	2009-10
No. 1	
Ken Bannister	1984-1986
Billy Donovan	1987-1988
Maurice Cheeks	1989-1991
Chris Childs	1996-2001
Anfernee Hardaway	2003-2006
Steve Francis	2006-2007
Chris Duhon	2008-2010
No. 2	
Rory Sparrow	1982-1988
Greg Anthony ²⁰	1991-1992
Monty Williams	1994-1996
Larry Johnson	1996-2001
Keith Van Horn	2003-2004
Jamison Brewer	2004-2005
Maurice Taylor	2004-2006
Fred Jones	2007-2008
Tim Thomas ²	2008-2009
Nate Robinson ⁴	2009-2010
No. 3	
Bob Cluggish	1946-1947
Irv Rotherberg	1948-1949
Dick Burt	1952-1953
Buddy Ackerman	1953-1954
Bob Knight	1954-1955
Brendan McCann	1957-1960
Phil Rollins	1960-1961
Al Butler	1961-1964
Dave Deutsch	1966-1967
Ken Green	1985-1986
Rick Carlisle	1987-1989
John Starks	1990-1998
Dennis Scott	1998-1999
Stephon Marbury	2003-2009
Tracy McGrady	2010
No. 4	
Frido Frey	1946-1947
Nat Milwitz	1947-1950
Carl Braun	1952-1961
Art Heyman	1963-1965
Dick Van Arsdale ⁵	1965-1966
Fred Crawford	1966-1968
Darrell Walker	1983-1986
Johnny Newman	1987-1990
Carlton McKinney	1991-1992
Anthony Bonner	1993-1995
Scott Brooks	1996-1997
Ben Davis	1997-1999
DeMarco Johnson	1999-2000
Howard Eisley	2001-2004
DerMarr Johnson	2004
Nate Robinson ²	2005-2009
J.R. Giddens	2010
No. 5	
Ralph Kaplowitz	1946-1947
Frank Mangiapane	1946-1947
Paul Noel	1947-1950
Max Zaslofsky ¹⁰	1950-1951
Jerry Fleishman	1952-1953
Bert Cook	1954-1955
Bob Santilli	1955-1956
Guy Sparrow	1957-1958
Jack George	1958-1961
Doug Kistler	1961-1962
Gene Conley	1962-1964
Dick Van Arsdale ⁶	1966-1968
Don May	1968-1970
Mike Price	1970-1972
Jim McMillan	1976-1978
Tim Thomas ¹	2003-2005
Jalen Rose	2006
Randolph Morris	2007-2008
Joe Crawford	2009
Bill Walker	2010
No. 6	
Ossie Schectman	1946-1947
Sid Tannenbaum	1947-1949
Connie Simmons ¹¹	1949-1950
Ray Ellefson	1950-1951
George Kafan ⁷	1951-1952
Ralph Polston	1952-1953
Gene Shue ²¹	1954-1955

Walter Dukes	1955-1956
Willie Naulls	1956-1963
Tom Gola	1962-1965
Nike Rordan	1968-1972
Tom Riker	1972-1975
Tom Barker	1978-1979
Trent Tucker	1982-1991
Charles Smith ¹⁴	1995-1996
Matt Fish	1995-1996
Mysdal Turkcan	1998-2000
Qyntel Woods	2005-2006
No. 7	
Stan Stutz	1946-1948
Dick Shriver	1948-1949
Ray Lump	1948-1953
Gene Shue ^{12,21}	1955-1956
Slater Martin	1956-1957
Larry Friend	1957-1958
Jerry Bird	1958-1959
Bob McNeill	1960-1961
Whitey Martin	1961-1962
Jack Foley	1962-1963
Emmette Bryant	1964-1968
Dean Meminger	1971-1974
Greg Jackson	1974-1975
Butch Carter	1984-1986
Gerald Henderson	1986-1988
Kenny Walker ²⁴	1988-1991
Kenard Winchester ²⁵	1991-1992
Corey Gaines	1993-1994
Doug Christie ²³	1994-1995
J.R. Reid	1995-1996
Chris Jent	1996-1997
Brooks Thompson	1997-1998
Lavor Postell	2000-2003
Channing Frye	2005-2007
Al Harrington	2008-2010
No. 8	
Sonny Hertzberg	1946-1948
Mel McGaha	1948-1949
Nat Clifton ¹⁸	1951-1957
Phil Jordan ¹⁹	1960-1962
Mike Farmer	1958-1961
Tom Stith	1962-1963
Walt Bellamy	1965-1969
Lonnie Shelton	1976-1978
Vince Taylor	1982-1983
Ronnie Cavenall	1984-1985
Brad Wright	1986-1987
Pete Myers	1988-1990
Latrell Sprewell	1997-1998
Jermaine Jackson	1998-2003
Ime Udoka	2004-2005
Danilo Gallinari	2008-2010
No. 9	
Leo Gottlieb	1946-1948
Ernie Vandeweghe ¹⁶	1949-1954
Fred Christ	1954-1955
Bob Petterson	1954-1956
Richie Guerin	1956-1964
Bob Duffy	1963-1964
Dave Stallworth	1965-1967
Jerry Fleishman	1969-1972
1974-1975	
Butch Beard	1975-1979
Randy Smith	1981-1982
Rick Brunson ²²	1992-1994
Frank Selvy	1998-1999
Matt Barnes	2005
Dick Van Arsdale ⁸	2009
Don May	2009-2010
No. 10	
Bob Fitzgerald	1946-1947
Bob Mullens	1946-1947
Geobel Ritter	1948-1951
Max Zaslofsky ⁹	1951-1953
Jim Baechold	1953-1957
Mel Hutchins	1957-1958
Dave Budd	1960-1965
Barry Clemens	1965-1966
Henry Akin	1966-1967
Walt Frazier	1967-1977

No. 11	
Forest Weber	1946-1947
Dick Holub	1947-1948
Harry Gallatin	1948-1957
Johnny Green	1959-1966
Neil Johnson	1965-1968
Jesse Dark	1974-1975
Bob McAdoo	1976-1979
Stewart Granger	1986-1987
Sedric Toney	1987-1988
Tony White	1987-1988
Rod Strickland	1988-1990
Derek Harper	1993-1996
Rick Brunson ²⁷	1999-2001
Jamal Crawford	2004-2008
Marcus Landry	2009-2010
No. 12	
John Murphy	1946-1947
Hank Rosenstein	1946-1947
Ray Kuka	1947-1949
Vince Boryla	1949-1954
Don Anielak	1954-1955
Paul Hoffman	1954-1955
Kenny Sears ²⁸	1955-1961
Cleveland Buckner	1961-1963
Bill McGill	1963-1964
Dick Barnett	1965-1974

(# retired on Mar. 10, 1990)

No. 13	
Ray Williams	1977-1981
Ed Sherod	1982-1983
Mark Jackson ³¹	1987-1992
2001-2002	
Anthony Bowie	1997-1998
Luc Longley	2000-2001
Nazr Mohammed	2003-2005
Malik Rose	2005-2006
Jerome James ³²	2006-2009
Sergio Rodriguez	2010

No. 14	
Tommy Byrnes	1946-1949
Gene James	1948-1951
Sherwin Raiken	1952-1953
Ed Smith	1953-1954
Herman Heddrick	1954-1955
Ron Shaivik ³⁴	1956-1957
Charlie Tyra	1957-1961
Ed Burton	1961-1962
Paul Hogue	1962-1964
Bob Boozer	1963-1965
Cazzie Russell ³³	1966-1968
Dick Garrett	1973-1974
Luther Burden	1976-1978
Ron Behagen	1978-1979
Mike Newlin	1981-1982
Chris McNealy	1985-1988
Greg Grant	1990-1991
Anthony Mason	1991-1996
Chris Dudley	1997-2000
Cezary Trybanski	2003-2004
Bruno Sundov ⁴¹	2004-2005

No. 15	
Aud Brindley	1946-1947
Dick Murphy	1946-1947
Wat Misaka	1947-1948
Dick McGuire	1949-1957
Frank Selvy	1958-1959
Cal Ramsey	1959-1960
William Bell	1959-1961
George Blaney	1961-1962
Johnny Egan	1963-1966
Earl Monroe ³⁷	1971-1980

(# retired on Mar. 1, 1986 for Monroe & Mar. 14, 1992 for McGuire)

No. 16	
Bud Palmer	1946-1949
Harry Donovan	1949-1950
Tony Lavelli	1950-1951
Al McGuire	1951-1954
Jack Turner	1954-1955
Ron Shaivik ³⁴	1957-1958
Pete Brennan	1958-1959
Bill Smith	1961-1962
Howard Komives	1964-1969
John Warren	1969-1970
Charlie Paulk	1971-1972

Allie McGuire	1973-1974
Ken Mayfield	1975-1976
Bo Kimble	1992-1993
No. 17	
Bill Van Breda Kolf	1946-1950
George Kafan ⁷	1950-1951
Dick Surhoff	1952-1953
Fred Schaus	1953-1954
Chuck Grigsby	1954-1955
Dick Atha	1955-1956
Ron Sobieszcyk	1956-1960
Dick Garmaker ³⁸	1960-1961
Sam Stith	1961-1962
Nate Bowman	1967-1970
Henry Bibby	1972-1975
Mouhamed Sene	2009
No. 18	
Joe Colone	1948-1949
Connie Simmons ¹¹	1950-1954
Ernie Vandeweghe ¹⁶	1955-1956
Sary Bergen	1956-1957
Phil Jordan ¹⁹	1956-1958
Art Spoelstra	1957-1958
Bob Andereg	1959-1960
Dick Garmaker ³⁷	1959-1960
Darrall Imhoff	1960-1962
John Rudometkin	1962-1965
Wayne Molis	1966-1967
Phil Jackson	1967-1978
Ernie Grunfeld	1982-1986
Roy Tolbert	1987-1988
Mouhamed Sene	2009
No. 19	
Lee Knorek	1946-1949
Ed Bartels	1949-1950
Nat Clifton ¹⁸	1950-1951
Herb Schrier	1951-1952
Joe Smyth	1953-1954
Ray Felix	1954-1960
Jim Palmer	1959-1961
Donnis Butcher	1961-1964
Willis Reed	1964-1974

(# retired on Oct. 21, 1976)

No. 20	
Kenny Sears ²⁷	1962-1963
Bill Hosket	1968-1970
Eugene Short	1975-1976
Michael Ray Richardson	1978-1982
James Bailey	1984-1986
Carey Scurry	1987-1988
Kenard Winchester ²	1991-1992
Rolando Blackman	1992-1994
Ronnie Grandison ²⁹	1995-1996
Allan Houston	1996-2005
Jared Jeffries	2006-2010

No. 21	
Gene Shue ^{6,7}	1954-1963
Jerry Harkness	1963-1964
Barry Kramer	1964-1965
Earl Monroe ^{3,30}	1972-73
Campy Russell	1980-1982
Leonard Robinson ³⁵	1983-1985
Gerald Wilkins	1985-1992
Charlie Ward	1994-2004
Trevor Ariza	2004-2006
Wilson Chandler	2007-2010

No. 22	
Bob Nordmann	1962-1964
Jim Barnes	1964-1966
Dave DeBusschere	1968-1974

(# retired on Mar. 24, 1981)

No. 23	
Tom Hoover	1963-1965
Jim Caldwell	1967-1968
Luther Rackley ³²	1971-1973
Geoff Huston	1979-1980
Maurice Lucas	1981-1982
Leonard Robinson ³⁷	1982-1983
Bob Thornton	1985-1988
Brian Quinnett	1989-1992
Gary Grant	1995-1996
Marcus Camby	1998-2002
Quentin Richardson	2005-2009
Toney Douglas	2009-2010

No. 24	
Len Chappell	1963-1966
Bill Bradley	1967-1977

(# retired on Feb. 18, 1984)

No. 25	
Milt Williams	1970-1971
Jim Barnett	1974-1977
Bill Cartwright	1979-1988
Ricco Rivers	1992-1995
Ernie Strickland	2000-2001
Larry Robinson	2001-2002
Moochie Norris	2003-2005
Edrick Bohannon	2006-2008
Moody Collins	2006-2008
Cheikh Samb	2009
No. 26	
Eddie Mast	1970-1972
Mike Davis	1982-1983
William Martin	1986-1987
McKinley Singleton	1988-1987
David Wingate	1998-2000
Kevin Cato	2006-2007
No. 27 - None	
None	
No. 28	
Andrew Lang	1999-2000
No. 29 - None	
None	
No. 30	
Greg Bunch	1978-1979
Alex Bradley	1981-1982
Bernard King	1982-1987
Frank Williams	2002-2004
Earl Barron	2010
No. 31	
Mel Davis	1973-1977
DeWayne Scales	1980-1982
Mark Jackson ¹³	1980-2001
Jerome Williams	2004-2005
Jerome James	2005-2006
Malik Rose ¹⁵ </	

AWARD WINNERS

AWARD WINNERS

HISTORY

HISTORY

NBA Most Valuable Player (Maurice Podoloff Trophy)

1969-70 Willis Reed

NBA Rookie of the Year (Eddie Gottlieb Trophy)

1964-65 Willis Reed
 1985-86 Patrick Ewing
 1987-88 Mark Jackson

NBA Sixth Man of the Year

1994-95 Anthony Mason
 1996-97 John Starks

NBA Finals MVP

1970 Willis Reed
 1973 Willis Reed

NBA All-Star MVP

1970 Willis Reed
 1975 Walt Frazier

NBA Coach of the Year (Red Auerbach Trophy)

1969-70 Red Holzman
 1992-93 Pat Riley

J. Walter Kennedy Citizenship Award

1980-81 Mike Glenn
 1985-86 Rory Sparrow

NBA Sportsmanship Award Atlantic Divisional Winner

1996-97 Buck Williams
 1997-98 Allan Houston
 2002-03 Allan Houston

All-NBA Team Selection

1947-48..... Carl Braun..... Second Team	1970-71..... Willis Reed..... Second Team
1950-51..... Dick McGuire..... Second Team	1971-72..... Walt Frazier..... First Team
1953-54..... Harry Gallatin..... First Team	1972-73..... Walt Frazier..... Second Team
1954-55..... Harry Gallatin..... Second Team	1973-74..... Walt Frazier..... First Team
1958-59..... Richie Guerin..... Second Team	1974-75..... Walt Frazier..... First Team
1959-60..... Richie Guerin..... Second Team	1983-84..... Bernard King..... First Team
1961-62..... Richie Guerin..... Second Team	1984-85..... Bernard King..... First Team
1966-67..... Willis Reed..... Second Team	1987-88..... Patrick Ewing..... Second Team
1967-68..... Willis Reed..... Second Team	1988-89..... Patrick Ewing..... Second Team
1968-69..... Willis Reed..... Second Team	1989-90..... Patrick Ewing..... First Team
Dave DeBusschere..... Second Team	1990-91..... Patrick Ewing..... Second Team
1969-70..... Willis Reed..... First Team	1991-92..... Patrick Ewing..... Second Team
Walt Frazier..... First Team	1992-93..... Patrick Ewing..... Second Team
	1996-97..... Patrick Ewing..... Second Team

NBA All-Rookie Teams

1963-64..... Art Heyman	1979-80..... Bill Cartwright
1964-65..... Willis Reed	1983-84..... Darrell Walker
Jim Barnes	1985-86..... Patrick Ewing
Howard Komives	1987-88..... Mark Jackson
1965-66..... Dick Van Arsdale	1988-89..... Rod Strickland (2nd)
1966-67..... Cazzie Russell	2005-06..... Channing Frye (1st)
1967-68..... Walt Frazier	
Phil Jackson	

NBA All-Defensive Teams

1968-69..... Dave DeBusschere..... First Team	1973-74..... Dave DeBusschere..... First Team
Walt Frazier..... First Team	Walt Frazier..... First Team
1969-70..... Dave DeBusschere..... First Team	1974-75..... Walt Frazier..... First Team
Walt Frazier..... First Team	1979-80..... Micheal Ray Richardson..... First Team
Willis Reed..... First Team	1980-81..... Micheal Ray Richardson..... First Team
1970-71..... Dave DeBusschere..... First Team	1987-88..... Patrick Ewing..... Second Team
Walt Frazier..... First Team	1988-89..... Patrick Ewing..... Second Team
1971-72..... Dave DeBusschere..... First Team	1991-92..... Patrick Ewing..... Second Team
Walt Frazier..... First Team	1992-93..... John Starks..... Second Team
1972-73..... Dave DeBusschere..... First Team	1993-94..... Charles Oakley..... First Team
Walt Frazier..... First Team	1997-98..... Charles Oakley..... Second Team

NBA Player of the Month

Patrick Ewing Jan. 1995
 Patrick Ewing Jan. 1994
 Patrick Ewing Mar. 1993
 Patrick Ewing Nov. 1989
 Patrick Ewing Apr. 1989
 Bernard King Feb. 1984

NBA Coach of the Month

Pat Riley Mar. 1994
 Stu Jackson Dec. 1989
 Hubie Brown Feb. 1983

Bausch & Lomb "Court Vision" Award

Derek Harper Nov. 1994

NBA Rookie of the Month

Channing Frye (East) Nov. 2005
 Mark Jackson Nov. 1987
 Mark Jackson Dec. 1987
 Mark Jackson Feb. 1988
 Patrick Ewing Nov. 1985
 Patrick Ewing Jan. 1986

NBA Community Assist Award

Jamal Crawford..... October 2007
 Jerome Williams..... May 2005
 Stephon Marbury Aug. 2004
 Kurt Thomas Jun. 2004
 Allan Houston..... Apr. 2003
 Charlie Ward Dec. 2000

NBA Player of the Week

Player	Week Ending	Player	Week Ending
David Lee (East).....	Feb. 1, 2009	Patrick Ewing.....	Jan. 24, 1993
Al Harrington (East).....	Dec. 14, 2008	Patrick Ewing.....	Mar. 21, 1993
Jamal Crawford (East).....	Apr. 9, 2006	Mark Jackson.....	Mar. 30, 1992
Stephon Marbury (East).....	Jan. 2, 2005	Patrick Ewing.....	Jan. 6, 1992
Stephon Marbury (East).....	Jan. 18, 2004	Gerald Wilkins.....	Mar. 4, 1991
Dikembe Mutombo (East).....	Nov. 30, 2003	Patrick Ewing.....	Dec. 4, 1989
Allan Houston (East).....	Feb. 16, 2003	Patrick Ewing.....	Feb. 27, 1989
Kurt Thomas (East).....	Mar. 10, 2002	Patrick Ewing.....	Nov. 28, 1988
Patrick Ewing.....	Mar. 9, 1997	Patrick Ewing.....	Dec. 29, 1986
Patrick Ewing.....	Jan. 22, 1995	Patrick Ewing.....	Nov. 18, 1985
Patrick Ewing.....	Jan. 16, 1994	Bernard King.....	Nov. 26, 1984
Patrick Ewing.....	Dec. 20, 1992	Bernard King.....	Feb. 6, 1984

Madison Square Garden Walk of Fame (Established 1992)

Bill Bradley..... 1992	Marv Albert..... 1996
Willis Reed..... 1992	Dave DeBusschere..... 1997
Red Holzman..... 1992	Earl Monroe..... 1998
Joe Lapchick..... 1992	Dick McGuire..... 2003
Walt Frazier..... 1996	Bob Wolff..... 2003
Patrick Ewing..... 1996	


Madison Square Garden Hall of Fame (Established 1968)

Ned Irish	Jerry Lucas
Bill Bradley	Dick McGuire
Dave DeBusschere	Willis Reed
Walt Frazier	Red Holzman
Richie Guerin	Joe Lapchick
Tom Gola	


NBA at 50 Celebration

Fifty Greatest Players in NBA History (announced on Oct. 29, 1996)	Ten Greatest Coaches in NBA History	Ten Greatest Teams in NBA History
Dave DeBusschere	Red Holzman	1969-70 World Champion
Patrick Ewing	Don Nelson	New York Knickerbockers
Walt Frazier	Pat Riley	
	Lenny Wilkens	
Jerry Lucas		
Earl Monroe		
Willis Reed		


NAISMITH MEMORIAL BASKETBALL HALL OF FAME



Kareem Abdul-Jabbar
Scout 2003-04
Enshrined as a player in 1995



Walt Bellamy
Knicks Player 1965-69
Enshrined as a player in 1993




Bill Bradley
Knicks Player 1967-77
Enshrined as a player in 1983




Larry Brown
Head Coach 2005-06
Enshrined as a coach in 2002




Hubie Brown
Head Coach 1982-86
Enshrined as a contributor in 2005




Dave DeBusscherre
Knicks Player 1968-74
VP & Director of Operations 1982-86
Enshrined as a player in 1983




Patrick Ewing
Knicks Player 1985-2000
Enshrined as a player in 2008



Walt Frazier
Knicks Player 1967-77
Broadcaster 1989-Present
Enshrined as a player in 1987



Harry Gallatin
Knicks Player 1948-57
Head Coach 1965
Enshrined as a player in 1991



Tom Gola
Knicks Player 1962-66
Enshrined as a player in 1976



Red Holzman
Assistant Coach 1957-67
Head Coach 1967-77, 1978-82
General Manager 1970-75
Enshrined as a coach in 1986




Ned Irish
Founder & President 1946-74
Enshrined as a contributor in 1964



Phil Jackson
Knicks Player 1967-78
Enshrined as a coach in 2007




Joe Lapchick
Head Coach 1947-56
Enshrined as a coach in 1966



Jerry Lucas
Knicks Player 1971-74
Enshrined as a player in 1980




Slater Martin
Knicks Player 1956-57
Enshrined as a player in 1982



Bob McAdoo
Knicks Player 1976-79
Enshrined as a player in 2000



Al McGuire
Knicks Player 1951-54
Enshrined as a coach in 1992




Dick McGuire
Knicks Player 1949-57
Head Coach 1965-67
Chief Scout & Ass. Coach 1967-78
Dir. of Scouting Services 1978-04
Sr. Basketball Consultant 2004-Present
Enshrined as a player in 1993



Earl Monroe
Knicks Player 1971-80
Enshrined as a player in 1990

NAISMITH MEMORIAL BASKETBALL HALL OF FAME



Willis Reed
Knicks Player 1964-74
Head Coach 1977-78
Special Basketball Advisor 2003-04
Enshrined as a player in 1982



Pat Riley
Head Coach 1991-95
Enshrined as a coach in 2008



Isiah Thomas
President of Basketball Operations 2003-06
Head Coach 2006-2008
Enshrined as a player in 2000




Lenny Wilkens
Head Coach 2004-05
Enshrined as a player in 1989
Enshrined as a coach in 1998

Photos courtesy of Naismith Memorial Basketball Hall Of Fame

CURT GOWDY MEDIA AWARD NAISMITH MEMORIAL BASKETBALL HALL OF FAME

Individual	Category	Year
Curt Gowdy	Electronic	1990
Marty Glickman	Electronic	1991
Sam Goldaper	Print	1992
Leonard Lewin	Print	1993
Johnny Most	Electronic	1993
Leonard Koppett	Print	1994
Marv Albert	Electronic	1997
Hubie Brown	Electronic	2000
Dick Stockton	Electronic	2001
Bob Wolff	Electronic	2008



HISTORY

HISTORY

ALL-STAR GAME PARTICIPANTS

ALL-STAR WEEKEND PARTICIPANTS

HISTORY

Year	City	Player	Min	Reb	Ass	Pts	Year	City	Player	Min	Reb	Ass	Pts
1951	Boston	Vince Boryla	2	2	9		1972	Los Angeles	Walt Frazier	25	3	5	15
		Harry Gallatin	5	2	5				Dave DeBusschere	26	11	0	8
		Dick McGuire	5	10	6		1973	Chicago	Walt Frazier	26	6	2	10
1952	Boston	Max Zaslofsky	25	4	2	11			Dave DeBusschere	25	7	2	9
		Harry Gallatin	22	9	3	7			Bill Bradley	12	1	0	4
		Dick McGuire	18	1	4	1	1974	Seattle	Walt Frazier	28	2	5	12
1953	Fort Wayne	Harry Gallatin	29	3	2	3			Dave DeBusschere	24	3	3	16
		Carl Braun	21	3	2	3	1975	Phoenix	Walt Frazier	35	5	2	30
1954	New York	Carl Braun	29	4	2	9			Earl Monroe	25	3	2	9
		Harry Gallatin	28	18	3	5	1976	Philadelphia	Walt Frazier	19	2	3	8
		Dick McGuire	24	4	2	4	1977	Milwaukee	Bob McAdoo	38	10	2	30
1955	New York	Harry Gallatin	36	14	3	13			Earl Monroe	15	0	3	4
		Carl Braun	16	2	2	8	1978	Atlanta	Bob McAdoo	20	4	0	14
		Dick McGuire	25	3	6	3	1979	Detroit	None Selected				
1956	Rochester	Harry Gallatin	30	5	2	16	1980	Washington	M. Richardson	13	1	2	6
		Dick McGuire	29	0	3	6			Bill Cartwright	14	3	1	8
		Carl Braun	Did Not Play - Injured				1981	Cleveland	M. Richardson	24	5	3	11
1957	Boston	Harry Gallatin	24	11	1	8	1982	New Jersey	M. Richardson	20	2	4	10
		Nat Clifton	23	11	3	8	1983	Los Angeles	None Selected				
		Carl Braun	24	3	2	10	1984	Denver	Bernard King	22	3	4	18
1958	St. Louis	Kenny Sears	14	1	0	12	1985	Indiana	Bernard King	22	7	1	13
		Willie Naulls	15	3	0	8	1986	Dallas	Patrick Ewing	Did Not Play - Injured			
		Richie Guerin	22	8	7	7	1987	Seattle	None Selected				
1959	Detroit	Kenny Sears	26	8	1	15	1988	Chicago	Patrick Ewing	16	6	0	9
		Richie Guerin	22	3	3	5	1989	Houston	Patrick Ewing	17	6	2	4
1960	Philadelphia	Willie Naulls	26	10	0	13			Mark Jackson	16	2	4	9
		Richie Guerin	22	4	4	12	1990	Miami	Patrick Ewing	27	10	1	12
1961	Syracuse	Willie Naulls	16	6	2	8	1991	Charlotte	Patrick Ewing	30	10	0	18
		Richie Guerin	15	0	2	14	1992	Orlando	Patrick Ewing	17	4	0	10
1962	St. Louis	Richie Guerin	27	3	1	23	1993	Utah	Patrick Ewing	25	10	1	15
		Johnny Green	21	2	0	7	1994	Minnesota	Patrick Ewing	24	8	1	20
		Willie Naulls	21	7	0	11			Charles Oakley	11	3	3	2
1963	Los Angeles	Johnny Green	27	5	0	13			John Starks	20	3	3	9
		Tom Gola	18	2	1	2	1995	Phoenix	Patrick Ewing	22	3	1	10
		Richie Guerin	14	1	1	5	1996	San Antonio	Patrick Ewing	12	3	1	8
1964	Boston	Len Chappell	12	1	2	4	1997	Cleveland	Patrick Ewing	Did Not Play - Injured			
		Tom Gola	7	0	1	1	1998	New York	None Selected				
1965	St. Louis	Johnny Green	17	0	0	8	1999	No Game					
		Willis Reed	25	5	1	7	2000	Oakland	Allan Houston	18	0	2	11
1966	Cincinnati	Willis Reed	23	8	1	16	2001	Washington	Allan Houston	15	3	3	5
1967	San Fran.	Willis Reed	17	9	1	4			Latrell Sprewell	15	1	4	7
1968	New York	Willis Reed	25	8	1	16	2002	Philadelphia	None Selected				
		Dick Barnett	22	1	0	15	2003	Atlanta	None Selected				
1969	Baltimore	Willis Reed	14	4	2	10	2004	Los Angeles	None Selected				
1970	Philadelphia	Willis Reed	30	11	0	21	2005	Denver	None Selected				
		Walt Frazier	24	3	4	7	2006	Houston	None Selected				
		Dave DeBusschere	14	7	2	10	2007	Las Vegas	None Selected				
1971	San Diego	Willis Reed	27	13	1	14	2008	New Orleans	None Selected				
		Walt Frazier	26	6	5	6	2009	Phoenix	None Selected				
		Dave DeBusschere	19	7	3	8	2010	Dallas	David Lee	12	2	1	4

All-Star Game Head Coaches

1951.....Boston.....	Joe Lapchick	1971.....San Diego.....	Red Holzman
1953.....Fort Wayne.....	Joe Lapchick	1993.....Utah.....	Pat Riley
1954.....New York.....	Joe Lapchick	2000.....Oakland.....	Jeff Van Gundy
1970.....Philadelphia.....	Red Holzman		

All-Star Games at Madison Square Garden

Date	Building	Winner	Score	MVP	Attendance
Jan. 21, 1954.....	Garden III-49th Street.....	East.....	98-93.....	Bob Cousy, Boston.....	16,487
Jan. 18, 1955.....	Garden III-49th Street.....	East.....	100-91.....	Bill Sharman, Boston.....	15,564
Jan. 23, 1968.....	Garden III-49th Street.....	East.....	144-124.....	Hal Greer, Philadelphia.....	18,422
Feb. 8, 1998.....	Garden IV-33rd Street.....	East.....	135-114.....	Michael Jordan, Chicago.....	18,323

T-Mobile Rookie Challenge & Youth Jam

Year	City	Player	Finish
1997.....	Cleveland.....	John Wallace.....	15 min, 3 reb, 5 pts
2006.....	Houston.....	Channing Frye.....	19 min, 6 reb, 9 pts
2006.....	Houston.....	Nate Robinson.....	22 min, 1 ast, 13 pts
2007.....	Las Vegas.....	David Lee*.....	24 min, 11 reb, 30 pts
2009.....	Phoenix.....	Wilson Chandler.....	21 min, 7 reb, 6 pts
2010.....	Dallas.....	Danilo Gallinari.....	13 min, 1 reb, 5 pts

*Most Valuable Player

Foot Locker 3-Point Shootout

Year	City	Player	Finish
1986.....	Dallas.....	Trent Tucker.....	fourth
1988.....	Chicago.....	Trent Tucker.....	seventh
1996.....	San Antonio.....	Hubert Davis.....	tied sixth
1998.....	New York.....	Charlie Ward.....	fourth
2001.....	Washington.....	Allan Houston.....	seventh
2006.....	Houston.....	Quentin Richardson.....	fifth
2010.....	Dallas.....	Danilo Gallinari.....	fourth (tied)

Sony All-Star 2Ball

Year	City	Player	Finish
1998.....	New York.....	Allan Houston & Rebecca Lobo.....	sixth
2000.....	Oakland.....	Allan Houston & Becky Hammon.....	fourth

Sprite Rising Stars Slam Dunk

Year	City	Player	Finish
1986.....	Dallas.....	Gerald Wilkins.....	fourth
1987.....	Seattle.....	Gerald Wilkins.....	tied seventh
1989.....	Houston.....	Kenny Walker.....	first
1990.....	Miami.....	Kenny Walker.....	third
1992.....	Orlando.....	John Starks.....	fourth
1996.....	San Antonio.....	Doug Christie.....	fifth
2006.....	Houston.....	Nate Robinson.....	first
2007.....	Las Vegas.....	Nate Robinson.....	second
2009.....	Phoenix.....	Nate Robinson.....	first
2010.....	Dallas.....	Nate Robinson.....	first

Playstation Skills Challenge

Year	City	Player	Finish
2004.....	Los Angeles.....	Stephon Marbury.....	fourth

United States Olympic Team Participants

Year	City	Player	Player
1948.....	London.....	Gold.....	Vince Boryla Ray Lumpp
1960.....	Rome.....	Gold.....	Walt Bellamy Bob Boozer Jerry Lucas Darrall Imhoff
1964.....	Tokyo.....	Gold.....	Jim Barnes Bill Bradley
1968.....	Mexico City.....	Gold.....	Spencer Haywood Bill Hosket
1972.....	Munich.....	Silver.....	Tom McMillen
1976.....	Montreal.....	Gold.....	Ernie Grunfeld
1980.....	Moscow.....	Did Not Compete.....	Rolando Blackman Buck Williams
1984.....	Los Angeles.....	Gold.....	Patrick Ewing
1988.....	Seoul.....	Bronze.....	Charles Smith Willie Anderson J.R. Reid
1992.....	Barcelona.....	Gold.....	Patrick Ewing
1996.....	Atlanta.....	Gold.....	Anfernee Hardaway
2000.....	Sydney.....	Gold.....	Vin Baker Allan Houston Antonio McDyess
2004.....	Athens.....	Bronze.....	Stephon Marbury

HISTORY

ALL-TIME ROSTER



KNICKERBOCKERS ALL-TIME ROSTER

Through the 2009-10 season, a total of 393 players have appeared in at least one regular season for the New York Knicks.

Ackerman, Donald (Buddy) • Guard • 6-0 • 185 • College: Long Island University • Born Sep. 4, 1930 in New York, NY
Selected in second round of 1953 NBA Draft. Signed on Jul. 27, 1953.

Regular Season

Season	G	GS	Min	FG	FGA	Pct.	3P	3PA	Pct.	FT	FTA	Pct.	Off	Def	Tot	Ast	PF	Dq	Stl	TO	Blk	Pts	Avg
1953-54	28	-	220	14	63	.222	-	-	-	15	28	.536	-	-	15	23	43	0	-	-	-	43	1.5

Playoffs

Season	G	GS	Min	FG	FGA	Pct.	3P	3PA	Pct.	FT	FTA	Pct.	Off	Def	Tot	Ast	PF	Dq	Stl	TO	Blk	Pts	Avg
1953-54	4	-	20	1	3	.333	-	-	-	0	0	—	-	-	4	1	7	0	-	-	-	2	0.5

Akin, Henry • Center • 6-10 • 235 • College: Morehead State • Born Jul. 31, 1944 in Detroit, MI
Selected in second round (11th pick overall) of 1966 NBA Draft. Selected by Seattle in 1967 Expansion Draft. Also played for Seattle (1967-68) and Kentucky of ABA (1968-69).

Regular Season

Season	G	GS	Min	FG	FGA	Pct.	3P	3PA	Pct.	FT	FTA	Pct.	Off	Def	Tot	Ast	PF	Dq	Stl	TO	Blk	Pts	Avg
1966-67	50	0	453	83	230	.361	-	-	-	26	37	.703	-	-	120	25	82	0	-	-	-	192	3.8

Playoffs

Season	G	GS	Min	FG	FGA	Pct.	3P	3PA	Pct.	FT	FTA	Pct.	Off	Def	Tot	Ast	PF	Dq	Stl	TO	Blk	Pts	Avg
1966-67	2	-	16	1	7	.143	-	-	-	1	2	.500	-	-	8	-	-	-	-	-	-	3	1.5

Anderegg, Bob • Forward • 6-3 • 200 • College: Michigan State • Born Aug. 24, 1937 in Monroe, WI
Selected in third round (22nd pick overall) of 1959 NBA Draft. Waived on Jan. 11, 1960.

Regular Season

Season	G	GS	Min	FG	FGA	Pct.	3P	3PA	Pct.	FT	FTA	Pct.	Off	Def	Tot	Ast	PF	Dq	Stl	TO	Blk	Pts	Avg
1959-60	33	-	381	55	143	.385	-	-	-	23	42	.548	-	-	69	29	32	0	-	-	-	133	4.0

Anderson, Eric • Forward • 6-9 • 230 • College: Indiana • Born May 26, 1970 in Chicago, IL
Signed as free agent on Oct. 8, 1992. Became free agent following 1993-94 season.

Regular Season

Season	G	GS	Min	FG	FGA	Pct.	3P	3PA	Pct.	FT	FTA	Pct.	Off	Def	Tot	Ast	PF	Dq	Stl	TO	Blk	Pts	Avg
1992-93	16	0	44	5	18	.278	0	0	—	11	13	.846	6	8	14	3	14	0	3	5	1	21	1.3
1993-94	11	0	39	7	17	.412	2	2	1.000	5	14	.357	6	11	17	2	9	0	0	2	1	21	1.9

Totals	27	0	83	12	35	.343	2	2	1.000	16	27	.593	12	19	31	5	23	0	3	7	2	42	1.6
---------------	-----------	----------	-----------	-----------	-----------	-------------	----------	----------	--------------	-----------	-----------	-------------	-----------	-----------	-----------	----------	-----------	----------	----------	----------	----------	-----------	------------

Playoffs

Season	G	GS	Min	FG	FGA	Pct.	3P	3PA	Pct.	FT	FTA	Pct.	Off	Def	Tot	Ast	PF	Dq	Stl	TO	Blk	Pts	Avg
1992-93	2	0	6	1	2	.500	0	0	—	0	0	—	0	1	1	0	2	0	0	1	0	2	1.0

Anderson, Shandon • Forward • 6-6 • 210 • College: Georgia • Born Dec. 31, 1973 in Atlanta, GA
Signed and traded from Houston in three-team deal on Aug. 10, 2001; New York sent Glen Rice to Houston and Tyrone Bogues to Dallas; Dallas sent Howard Easley to New York and draft rights to Kyle Hill to Houston. Waived on Nov. 10, 2005. Also played for Utah (1996-97 - 1998-99), Houston (1999-2000 - 2000-01) and Miami (2004-05 - 2005-06).

Regular Season

Season	G	GS	Min	FG	FGA	Pct.	3P	3PA	Pct.	FT	FTA	Pct.	Off	Def	Tot	Ast	PF	Dq	Stl	TO	Blk	Pts	Avg
2001-02	82	6	1596	149	373	.399	39	141	.277	74	107	.692	57	192	249	76	134	1	48	97	15	411	5.0
2002-03	82	9	1731	248	537	.462	52	140	.371	139	190	.732	64	190	254	87	177	1	73	114	20	687	8.4
2003-04	80	37	1974	238	564	.422	36	128	.281	123	161	.764	53	169	222	122	182	1	68	118	17	635	7.9
2004-05	1	0	20	0	2	.000	0	0	—	1	0	—	1	0	1	0	2	0	0	1	0	0	0.0

Totals	245	52	5321	635	1476	.430	127	410	.310	336	458	.734	175	551	726	285	495	3	189	330	52	1733	7.1
---------------	------------	-----------	-------------	------------	-------------	-------------	------------	------------	-------------	------------	------------	-------------	------------	------------	------------	------------	------------	----------	------------	------------	-----------	-------------	------------

Playoffs

Season	G	GS	Min	FG	FGA	Pct.	3P	3PA	Pct.	FT	FTA	Pct.	Off	Def	Tot	Ast	PF	Dq	Stl	TO	Blk	Pts	Avg
2003-04	4	4	117	7	27	.259	2	7	.286	1	2	.500	5	4	9	11	19	0	4	8	1	17	4.3

Anderson, Willie (Chill) • Guard/Forward • 6-8 • 200 • College: Georgia • Born Jan. 8, 1967 in Greenville, SC
Traded from Toronto, with Victor Alexander, for Doug Christie, Herb Williams and cash on Feb. 18, 1996. Became free agent following 1995-96 season. Renounced free agent rights on Jul. 14, 1996. Also played for San Antonio (1988-89 - 1994-95), Toronto (1995-96) and Miami (1996-97).

Regular Season

Season	G	GS	Min	FG	FGA	Pct.	3P	3PA	Pct.	FT	FTA	Pct.	Off	Def	Tot	Ast	PF	Dq	Stl	TO	Blk	Pts	Avg
1995-96	27	2	496	56	133	.421	5	25	.200	19	31	.613	13	47	60	48	59	0	17	24	8	136	5.0

Playoffs

Season	G	GS	Min	FG	FGA	Pct.	3P	3PA	Pct.	FT	FTA	Pct.	Off	Def	Tot	Ast	PF	Dq	Stl	TO	Blk	Pts	Avg
1995-96	4	0	64	7	22	.318	1	6	.167	6	7	.857	2	7	9	1	10	0	4	6	0	21	5.3

Anielak, Don (Moose) • Forward • 6-7 • 190 • College: SW Missouri • Born Nov. 1, 1930 in St. Louis, MO • Died Nov. 19 1995
Selected in third round (26th overall) of 1954 NBA Draft. Signed on Aug. 23, 1954.

Regular Season

Season	G	GS	Min	FG	FGA	Pct.	3P	3PA	Pct.	FT	FTA	Pct.	Off	Def	Tot	Ast	PF	Dq	Stl	TO	Blk	Pts	Avg
1954-55	1	-	10	0	4	.000	-	-	-	3	4	.750	-	-	2	0	0	0	-	-	-	3	3.0

Anthony, Greg • Guard • 6-1 • 180 • College: Nevada-Las Vegas • Born Nov. 15, 1967 in Las Vegas, NV
Selected in first round (12th pick overall) in 1991 NBA Draft. Selected by Vancouver in the first round (second pick overall) in 1995 NBA Expansion Draft on Jun. 24, 1995. Also played for Vancouver (1995-96 - 1996-97), Seattle (1997-98), Portland (1998-99 - 2000-01), Chicago (2001-02) and Milwaukee (2001-02).

Regular Season

Season	G	GS	Min	FG	FGA	Pct.	3P	3PA	Pct.	FT	FTA	Pct.	Off	Def	Tot	Ast	PF	Dq	Stl	TO	Blk	Pts	Avg
1991-92	82	1	1510	161	435	.370	8	55	.145	117	158	.741	33	103	136	314	170	0	59	98	9	447	5.5
1992-93	70	35	1699	174	419	.415	4	30	.133	107	159	.673	42	128	170	398	141	0	113	104	12	459	6.6
1993-94	80	36	1994	225	571	.394	48	160	.300	130	168	.774	43	146	189	365	163	1	114	127	13	628	7.9
1994-95	61	2	943	128	293	.437	56	155	.361	60	76	.789	7	57	64	160	99	1	50	57	7	372	6.1

Totals	293	74	6146	688	1718	.400	116	400	.290	414	561	.738	125	434	559	1237	573	2	336	386	41	1906	6.5
---------------	------------	-----------	-------------	------------	-------------	-------------	------------	------------	-------------	------------	------------	-------------	------------	------------	------------	-------------	------------	----------	------------	------------	-----------	-------------	------------

Playoffs

Season	G	GS	Min	FG	FGA	Pct.	3P	3PA	Pct.	FT	FTA	Pct.	Off	Def	Tot	Ast	PF	Dq	Stl	TO	Blk	Pts	Avg
1991-92	12	0	213	19	46	.413	5	12	.417	20	33	.606	4	13	17	41	28	0	16	13	1	63	5.3
1992-93	15	0	240	24	60	.400	3	14	.214	8	14	.571	4	26	30	52	26	0	13	11	1	59	3.9
1993-94	25	3	436	45	128	.352	18	61	.295	14	24	.583	9	18	27	59	55	0	19	31	8	122	4.9
1994-95	11	0	135	15	38	.395	7	23	.304	10	11	.909	2	8	10	15	27	0	2	6	2	47	4.3

Totals	63	3	1024	103	272	.379	33	110	.300	52	82	.634	19	65	84	167	136	0	50	61	12	291	4.6
---------------	-----------	----------	-------------	------------	------------	-------------	-----------	------------	-------------	-----------	-----------	-------------	-----------	-----------	-----------	------------	------------	----------	-----------	-----------	-----------	------------	------------

Ariza, Trevor • Forward • 6-8 • 200 • College: UCLA • Born Jun. 30, 1985 in Miami, FL
Selected after freshman year in second round (43rd pick overall) in 2004 NBA Draft. Signed on Aug. 3, 2004. Traded, with Anfernee Hardaway, to Orlando for Steve Francis on Feb. 22, 2006. Also played for Orlando (2005-06 - 2007-08), L.A. Lakers (2007-08 - 2008-09) and Houston (2009-10).

Regular Season

Season	G	GS	Min	FG	FGA	Pct.	3P	3PA	Pct.	FT	FTA	Pct.	Off	Def	Tot	Ast	PF	Dq	Stl	TO	Blk	Pts	Avg
2004-05	80	12	1382	172	389	.442	3	13	.214	121	174	.695	89	153	242	85	260	0	70	73	18	468	5.9
2005-06	36	10	709	61	146	.418	1	3	.333	42	77	.545	49	88	137	46	78	1	43	46	9	165	4.6

Baker, Vin • Forward • 6-11 • 250 • College: Hartford • Born Nov. 23, 1971 in Lake Wales, FL
 Signed as free agent on Mar. 12, 2004. Re-signed on Aug. 18, 2004. Traded to Houston, with Moochie Norris and 2006 second-round draft choice, for Maurice Taylor on Feb. 24, 2005. Also played for Milwaukee (1993-94 – 1996-97), Seattle (1997-98 – 2001-02), Boston (2002-03 – 2003-04), Houston (2004-05) and L.A. Clippers (2005-06).

Regular Season																							
Season	G	GS	Min	FG	FGA	Pct.	3P	3PA	Pct.	FT	FTA	Pct.	Off	Def	Tot	Ast	PF	Dq	Stl	TO	Blk	Pts	Avg
2003-04	17	0	313	40	99	.404	1	2	.500	32	45	.711	36	34	70	12	62	2	7	25	9	113	6.6
2004-05	24	0	191	13	38	.342	0	1	.000	7	15	.467	17	20	37	9	31	0	2	15	4	33	1.4
Totals	41	0	504	53	137	.387	1	3	.333	39	60	.650	53	54	107	21	93	2	9	40	13	146	3.6

Playoffs																							
Season	G	GS	Min	FG	FGA	Pct.	3P	3PA	Pct.	FT	FTA	Pct.	Off	Def	Tot	Ast	PF	Dq	Stl	TO	Blk	Pts	Avg
2003-04	4	0	57	8	14	.571	0	0	---	6	9	.667	6	6	12	1	8	1	3	2	2	22	5.5

Balkman, Renaldo (Taz, Plastic Man) • Forward • 6-8 • 208 • College: South Carolina • Born Jul. 14, 1984 in Staten Island, NY
 Selected in first round (20th pick overall) of 2006 NBA Draft. Signed to contract on Jul. 5, 2006. Traded, to Denver with cash considerations, for Taurean Green, Bobby Jones and a 2010 second-round draft choice on Jul. 28, 2008. Also played for Denver (2008-09 – 2009-10).

Regular Season																							
Season	G	GS	Min	FG	FGA	Pct.	3P	3PA	Pct.	FT	FTA	Pct.	Off	Def	Tot	Ast	PF	Dq	Stl	TO	Blk	Pts	Avg
2006-07	68	1	1064	139	275	.505	5	27	.185	51	90	.567	97	197	294	44	146	0	57	49	44	334	4.9
2007-08	65	0	952	91	186	.489	1	12	.083	41	95	.432	83	133	216	40	132	1	44	37	30	224	3.4
Totals	133	1	2016	230	461	.499	6	39	.154	92	185	.497	180	330	510	84	278	1	101	86	74	558	4.2

Bannister, Ken (The Animal) • Forward • 6-9 • 235 • College: St. Augustine's College • Born Apr. 1, 1960 in Baltimore, MD
 Selected in seventh round (156th pick overall) of 1984 NBA Draft. Waived on Oct. 21, 1988. Became free agent following 1985-86 season. Also played for L.A. Clippers (1988-89 – 1990-91).

Regular Season																							
Season	G	GS	Min	FG	FGA	Pct.	3P	3PA	Pct.	FT	FTA	Pct.	Off	Def	Tot	Ast	PF	Dq	Stl	TO	Blk	Pts	Avg
1984-85	75	50	1404	209	445	.470	0	0	---	91	192	.474	108	222	330	39	279	16	38	141	40	509	6.8
1985-86	70	15	1405	235	479	.491	0	1	.000	131	249	.526	89	233	322	42	208	5	42	129	24	601	8.6
Totals	145	65	2809	444	924	.481	0	1	.000	222	441	.503	197	455	652	81	487	21	80	270	64	1110	7.7

Barker, Tom • Forward/Center • 6-11 • 230 • College: Hawaii • Born Mar. 11, 1955 in Harlingen, TX
 Traded from Boston on Feb. 14, 1979 as player to be named later in Bob McAdoo trade on Feb. 12, 1979. Rights traded to Portland for 1982 third-round draft choice on Aug. 4, 1981. Also played for Atlanta (1976-77), Houston (1978-79) and Boston (1978-79).

Regular Season																							
Season	G	GS	Min	FG	FGA	Pct.	3P	3PA	Pct.	FT	FTA	Pct.	Off	Def	Tot	Ast	PF	Dq	Stl	TO	Blk	Pts	Avg
1978-79	22	0	329	44	102	.431	-	-	-	14	20	.700	31	52	83	9	45	0	6	20	7	102	4.6

Barnes, Jim (Bad News) • Center • 6-8 • 240 • College: Texas-Western • Born Apr. 13, 1941 in Tuckerman, AR • Died Sep. 14, 2002
 Selected in first round (first pick overall) of 1964 NBA Draft. Traded to Baltimore, with Johnny Green, Johnny Egan and cash, for Walt Bellamy on Nov. 1, 1965. Also played for Baltimore (1965-66 and 1970-71), L.A. Lakers (1966-67 – 1967-68), Chicago (1967-68 – 1968-69) and Boston (1968-69 – 1969-70).

Regular Season																							
Season	G	GS	Min	FG	FGA	Pct.	3P	3PA	Pct.	FT	FTA	Pct.	Off	Def	Tot	Ast	PF	Dq	Stl	TO	Blk	Pts	Avg
1964-65	75	69	2586	454	1070	.424	-	-	-	251	379	.662	-	-	729	93	312	8	-	-	-	1159	15.5
1965-66	7	7	263	40	90	.444	-	-	-	30	42	.714	-	-	72	9	33	0	-	-	-	110	15.7
Totals	82	76	2849	494	1160	.426	-	-	-	281	421	.667	-	-	801	102	345	8	-	-	-	1269	15.5

Barnes, Matt • Forward • 6-7 • 225 • College: UCLA • Born Mar. 9, 1980 in Santa Clara, CA
 Signed as free agent on Oct. 6, 2005. Waived on Dec. 3, 2005. Also played for L.A. Clippers (2003-04), Sacramento (2004-05), Philadelphia (2004-05, 2005-06), Golden State (2007-08), Phoenix (2008-09) and Orlando (2009-10).

Regular Season																							
Season	G	GS	Min	FG	FGA	Pct.	3P	3PA	Pct.	FT	FTA	Pct.	Off	Def	Tot	Ast	PF	Dq	Stl	TO	Blk	Pts	Avg
2005-06	6	5	93	11	30	.367	1	4	.250	3	4	.750	7	17	24	6	8	0	4	6	0	26	4.3

Barnett, Dick (Fall Back Baby) • Guard • 6-4 • 190 • College: Tennessee State • Born Oct. 2, 1936 in Gary, IN
 Traded from L.A. Lakers for Bob Boozer on Oct. 14, 1965. Retired following 1972-73 season. Waived on Oct. 23, 1973. Also played for Syracuse (1959-60 – 1960-61) and L.A. Lakers (1962-63 – 1964-65).

Regular Season																							
Season	G	GS	Min	FG	FGA	Pct.	3P	3PA	Pct.	FT	FTA	Pct.	Off	Def	Tot	Ast	PF	Dq	Stl	TO	Blk	Pts	Avg
1965-66	75	74	2589	631	1344	.469	-	-	-	467	605	.772	-	-	310	259	235	6	-	-	-	1729	23.1
1966-67	67	43	1969	454	949	.478	-	-	-	231	295	.783	-	-	226	161	185	2	-	-	-	1139	17.0
1967-68	81	81	2488	559	1159	.482	-	-	-	343	440	.780	-	-	238	242	222	0	-	-	-	1461	18.0
1968-69	82	76	2953	565	1220	.463	-	-	-	312	403	.774	-	-	251	291	239	4	-	-	-	1442	17.6
1969-70	82	82	2772	494	1039	.475	-	-	-	232	325	.714	-	-	221	298	220	1	-	-	-	1220	14.9
1970-71	82	82	2843	540	1184	.456	-	-	-	193	278	.694	-	-	238	225	232	1	-	-	-	1273	15.5
1971-72	79	76	2256	401	918	.437	-	-	-	162	215	.753	-	-	153	198	229	4	-	-	-	964	12.2
1972-73	51	4	514	88	226	.389	-	-	-	16	30	.533	-	-	41	50	52	0	-	-	-	192	3.8
1973-74	5	0	58	10	26	.385	-	-	-	2	3	.667	1	3	4	6	2	0	1	1	0	22	4.4
Totals	604	518	18442	3742	8065	.464	-	-	-	1958	2594	.755	1	3	1682	1730	1616	17	1	1	0	9442	15.6

Playoffs																							
Season	G	GS	Min	FG	FGA	Pct.	3P	3PA	Pct.	FT	FTA	Pct.	Off	Def	Tot	Ast	PF	Dq	Stl	TO	Blk	Pts	Avg
1967-68	6	-	211	61	117	.521	-	-	-	21	29	.724	-	-	27	21	-	-	-	-	-	143	23.8
1968-69	10	-	402	65	163	.399	-	-	-	37	54	.685	-	-	35	27	-	-	-	-	-	167	16.7
1969-70	19	-	714	131	280	.468	-	-	-	59	76	.776	-	-	39	64	-	-	-	-	-	321	16.9
1970-71	12	-	455	95	199	.477	-	-	-	44	63	.698	-	-	38	36	-	-	-	-	-	234	19.5
1971-72	12	-	131	23	49	.469	-	-	-	5	12	.417	-	-	8	10	-	-	-	-	-	51	4.3
1972-73	4	-	17	3	6	.500	-	-	-	0	0	---	-	-	0	2	-	-	-	-	-	6	1.5
Totals	63	-	1930	378	814	.464	-	-	-	166	234	.709	-	-	147	160	-	-	-	-	-	922	14.6

NBA All-Star																				
Season	Min	FG	FGA	Pct.	3P	3PA	Pct.	FT	FTA	Pct.	Off	Def	Tot	Ast	PF	Dq	Stl	TO	Blk	Pts
1968	22	7	12	.583	-	-	-	1	2	.500	-	-	1	0	2	0	-	-	-	15

Barnett, Jim (Crazy Horse) • Guard • 6-4 • 175 • College: Oregon • Born Jul. 7, 1944 in Greenville, SC
 Traded from New Orleans, with Neal Walk, for Henry Bibby, cash and future draft choice on Feb. 1, 1975. Waived on Nov. 10, 1976. Also played for Boston (1966-67), San Diego (1967-68 – 1969-70), Portland (1970-71), Golden State (1971-72 – 1973-74), New Orleans (1974-75) and Philadelphia (1976-77).

Regular Season																							
Season	G	GS	Min	FG	FGA	Pct.	3P	3PA	Pct.	FT	FTA	Pct.	Off	Def	Tot	Ast	PF	Dq	Stl	TO	Blk	Pts	Avg
1974-75	28	4	538	70	172	.407	-	-	-	43	50	.860	15	36	51	39	51	0	12	-	0	183	6.5
1975-76	71	1	1026	164	371	.442	-	-	-	90	114	.789	48	40	88	90	86	0	24	-	3	418	5.9
1976-77	Did Not Play – Injured																						
Totals	99	5	1564	234	543	.431	-	-	-	133	164	.811	63	76	139	129	137	0	36	-	3	601	6.1

Playoffs																			
Season	G	GS	Min	FG	FGA	Pct.	3P	3PA	Pct.	FT	FTA	Pct							

Behagen, Ron • Forward • 6-9 • 235 • College: Minnesota • Born Jan. 14, 1951 in New York, NY

Signed as free agent on Feb. 20, 1979. Released on Mar. 2, 1979. Also played for Kansas City-Omaha/Kansas City (1973-74 – 1974-75, 1978-79), New Orleans (1975-76 – 1976-77), Atlanta (1977-78), Houston (1977-78), Indiana (1977-78), Detroit (1978-79), Kansas City (1978-79) and Washington (1979-80).

Regular Season

Season	G	GS	Min	FG	FGA	Pct.	3P	3PA	Pct.	FT	FTA	Pct.	Off	Def	Tot	Ast	PF	Dq	Stl	TO	Blk	Pts	Avg
1978-79	5	0	38	5	12	.417	-	-	-	2	2	1.000	2	9	11	2	8	0	2	4	0	12	2.4

Bell, Dennis • Guard • 6-5 • 225 • College: Drake • Born Jun. 2, 1951 in Cincinnati, OH

Selected in fifth round (83rd pick overall) of 1973 NBA Draft. Waived on Oct. 15, 1973. Signed as free agent on Jun. 27, 1974. Waived on Nov. 26, 1975.

Regular Season

Season	G	GS	Min	FG	FGA	Pct.	3P	3PA	Pct.	FT	FTA	Pct.	Off	Def	Tot	Ast	PF	Dq	Stl	TO	Blk	Pts	Avg
1973-74	1	0	4	0	1	.000	-	-	-	0	0	—	0	0	0	0	0	0	0	0	0	0	0.0
1974-75	52	0	465	68	181	.376	-	-	-	20	36	.556	48	57	105	25	54	0	22	-	9	156	3.0
1975-76	10	0	76	8	21	.381	-	-	-	3	7	.429	4	10	14	3	11	0	6	-	1	19	1.9
Totals	63	0	545	76	203	.374	-	-	-	23	43	.535	52	67	119	28	65	0	28	-	10	175	2.8

Playoffs

Season	G	GS	Min	FG	FGA	Pct.	3P	3PA	Pct.	FT	FTA	Pct.	Off	Def	Tot	Ast	PF	Dq	Stl	TO	Blk	Pts	Avg
1974-75	3	-	27	1	8	.125	-	-	-	0	5	.000	0	4	4	0	6	0	0	-	0	2	0.7

Bell, William (Whitey/Popeye) • Guard • 6-0 • 180 • College: North Carolina State • Born Sep. 13, 1932 in Monticello, KY

Signed on Jan. 11, 1960.

Regular Season

Season	G	GS	Min	FG	FGA	Pct.	3P	3PA	Pct.	FT	FTA	Pct.	Off	Def	Tot	Ast	PF	Dq	Stl	TO	Blk	Pts	Avg
1959-60	31	-	549	70	185	.378	-	-	-	28	43	.651	-	-	87	55	59	0	-	-	-	168	5.4
1960-61	5	-	45	7	18	.389	-	-	-	1	3	.333	-	-	7	1	7	0	-	-	-	15	3.0
Totals	36	-	594	77	203	.379	-	-	-	29	46	.630	-	-	94	56	66	0	-	-	-	183	5.1

Bellamy, Walt (Bells) • Center • 6-11 • 245 • College: Indiana • Born Jul. 24, 1939 in New Bern, NC

Traded from Baltimore for Johnny Green, Johnny Egan, Jim Barnes and cash on Nov. 1, 1965. Traded to Detroit, with Howard Komives, for Dave DeBusschere on Dec. 19, 1968. Also played for Chicago (1961-62 – 1962-63), Baltimore (1963-64 – 1965-66), Detroit (1968-69 – 1969-70), Atlanta (1969-70 – 1973-74) and New Orleans (1974-75). Elected to Naismith Memorial Basketball Hall of Fame in 1993.

Regular Season

Season	G	GS	Min	FG	FGA	Pct.	3P	3PA	Pct.	FT	FTA	Pct.	Off	Def	Tot	Ast	PF	Dq	Stl	TO	Blk	Pts	Avg
1965-66	72	72	3084	639	1249	.512	-	-	-	390	622	.627	-	-	1152	217	262	7	-	-	-	1668	23.2
1966-67	79	78	3010	565	1084	.521	-	-	-	369	580	.636	-	-	1064	206	275	5	-	-	-	1499	19.0
1967-68	82	64	2695	511	944	.541	-	-	-	350	529	.662	-	-	961	164	259	3	-	-	-	1372	16.7
1968-69	35	31	1136	204	402	.507	-	-	-	125	202	.619	-	-	385	77	123	1	-	-	-	533	15.2
Totals	268	245	9925	1919	3679	.522	-	-	-	1234	1933	.638	-	-	3562	664	919	16	-	-	-	5072	18.9

Playoffs

Season	G	GS	Min	FG	FGA	Pct.	3P	3PA	Pct.	FT	FTA	Pct.	Off	Def	Tot	Ast	PF	Dq	Stl	TO	Blk	Pts	Avg
1966-67	4	-	157	28	54	.519	-	-	-	17	29	.586	-	-	66	12	15	0	-	-	-	73	18.3
1967-68	6	-	277	45	107	.421	-	-	-	30	48	.625	-	-	96	21	22	0	-	-	-	120	20.0
Totals	10	-	434	73	161	.453	-	-	-	47	77	.610	-	-	162	33	37	0	-	-	-	193	19.3

Bender, Jonathan • Forward • 7-0 • 230 • College: none • Born Jan. 30, 1981 in Picayune, MS

Signed as a free agent on Dec. 13, 2009. Became free agent following 2009-10 season. Also played for Indiana (1999-2000 – 2005-06).

Regular Season

Season	G	GS	Min	FG	FGA	Pct.	3P	3PA	Pct.	FT	FTA	Pct.	Off	Def	Tot	Ast	PF	Dq	Stl	TO	Blk	Pts	Avg
2009-10	25	1	292	40	100	.400	14	39	.359	24	26	.923	15	37	52	16	33	0	2	28	17	118	4.7

Bergen, Gary • Forward • 6-8 • 210 • College: Kansas State • Born Jul. 16, 1932 in Independence, MO

Selected in second round of 1956 NBA Draft. Signed on May 14, 1956. Retired on Nov. 20, 1956.

Regular Season

Season	G	GS	Min	FG	FGA	Pct.	3P	3PA	Pct.	FT	FTA	Pct.	Off	Def	Tot	Ast	PF	Dq	Stl	TO	Blk	Pts	Avg
1956-57	6	-	40	3	11	.273	-	-	-	2	2	1.000	-	-	8	1	4	0	-	-	-	8	1.3

Bigby, Henry • Guard • 6-1 • 185 • College: UCLA • Born Nov. 24, 1949 in Franklinton, NC

Selected in fourth round (58th pick overall) of 1972 NBA Draft. Traded to New Orleans, with cash and future draft choice, for Neal Walk and Jim Barnett on Feb. 1, 1975. Also played for New Orleans (1974-75 – 1975-76) Philadelphia (1976-77 – 1979-80) and San Diego (1980-81).

Regular Season

Season	G	GS	Min	FG	FGA	Pct.	3P	3PA	Pct.	FT	FTA	Pct.	Off	Def	Tot	Ast	PF	Dq	Stl	TO	Blk	Pts	Avg
1972-73	55	0	475	78	205	.380	-	-	-	73	86	.849	-	-	82	64	67	0	-	-	-	229	4.2
1973-74	66	1	986	210	465	.452	-	-	-	73	88	.830	48	85	133	91	123	0	65	-	2	493	7.5
1974-75	47	5	876	179	400	.448	-	-	-	69	96	.719	29	58	87	105	96	0	29	-	3	427	9.1
Totals	168	6	2337	467	1070	.436	-	-	-	215	270	.796	77	143	302	260	286	0	94	-	5	1149	6.8

Playoffs

Season	G	GS	Min	FG	FGA	Pct.	3P	3PA	Pct.	FT	FTA	Pct.	Off	Def	Tot	Ast	PF	Dq	Stl	TO	Blk	Pts	Avg
1972-73	6	-	43	8	18	.444	-	-	-	4	8	.500	-	-	2	3	5	0	-	-	-	20	3.3
1973-74	10	-	89	16	45	.356	-	-	-	10	12	.833	5	5	10	11	15	0	3	-	0	42	4.2
Totals	16	-	132	24	63	.381	-	-	-	14	20	.700	5	5	12	14	20	0	3	-	0	62	3.9

Bird, Jerry • Forward • 6-6 • 215 • College: Kentucky • Born Feb. 2, 1935 in Corbin, KY

Traded from Minneapolis, with Slater Martin, and a player to be named later for Walter Dukes and draft rights to Burdette Halderson on Oct. 26, 1956.

Regular Season

Season	G	GS	Min	FG	FGA	Pct.	3P	3PA	Pct.	FT	FTA	Pct.	Off	Def	Tot	Ast	PF	Dq	Stl	TO	Blk	Pts	Avg
1958-59	11	-	45	12	32	.375	-	-	-	1	1	1.000	-	-	12	4	7	0	-	-	-	25	2.3

Blackman, Rolando (Ro) • Guard • 6-6 • 205 • College: Kansas State • Born Feb. 26, 1959 in Panama City, Panama

Traded from Dallas for 1995 first-round draft choice on Jun. 24, 1992. Waived on Jul. 4, 1994. Also played for Dallas (1981-82 – 1991-92).

Regular Season

Season	G	GS	Min	FG	FGA	Pct.	3P	3PA	Pct.	FT	FTA	Pct.	Off	Def	Tot	Ast	PF	Dq	Stl	TO	Blk	Pts	Avg
1992-93	60	33	1434	239	539	.443	31	73	.425	71	90	.789	23	79	102	157	129	1	22	65	10	580	9.7
1993-94	55	1	969	161	369	.436	30	84	.357	48	53	.906	23	70	93	76	100	0	25	44	6	400	7.3
Totals	115	34	2403	400	908	.441	61	157	.389	119	143	.832	46	149	195	233	229	1	47	109	16	980	8.5

Playoffs

Season	G	GS	Min	FG	FGA	Pct.	3P	3PA	Pct.	FT	FTA	Pct.	Off	Def	Tot	Ast	PF	Dq	Stl	TO	Blk	Pts	Avg
1992-93	15	0	214	22	64	.344	4	15	.267	15	18	.833	4	13	17	16	22	0	3	21	2	63	4.2
1993-94	6	0	34	3	11	.273	2	4	.500	0	0	—	1	2	3	3	6	0	0	1	0	8	1.3
Totals	21	0	248	25	75	.333	6																

Boozler, Bob (Bullet Bob) • Forward • 6-8 • 215 • College: Kansas State • Born Apr. 26, 1937 in Omaha, NE
 Traded from Cincinnati, with cash, in three-team deal on Dec. 16, 1963; New York sent Dennis Butcher and Bob Duffy to Detroit; Detroit sent Larry Staverman to Cincinnati and Johnny Egan to New York. Traded to L.A. Lakers for Dick Barnett on Oct. 14, 1965. Also played for Cincinnati (1960-61 – 1963-64), L.A. Lakers (1965-66), Chicago (1966-67 – 1968-69), Seattle (1969-70) and Milwaukee (1970-71).

Regular Season																							
Season	G	GS	Min	FG	FGA	Pct.	3P	3PA	Pct.	FT	FTA	Pct.	Off	Def	Tot	Ast	PF	Dq	Stl	TO	Blk	Pts	Avg
1963-64	49	-	1652	329	762	.432	-	-	-	198	257	.770	-	-	418	63	148	1	-	-	-	856	17.5
1964-65	80	51	2139	424	963	.440	-	-	-	288	375	.768	-	-	604	108	183	0	-	-	-	1136	14.2
Totals	129	51	3791	753	1725	.437	-	-	-	486	632	.769	-	-	1022	171	331	1	-	-	-	1992	15.4

Boryla, Vince (Moose) • Forward • 6-5 • 210 • College: Denver • Born Mar. 11, 1927 in East Chicago, IL
 Retired on Apr. 21, 1954.

Regular Season																							
Season	G	GS	Min	FG	FGA	Pct.	3P	3PA	Pct.	FT	FTA	Pct.	Off	Def	Tot	Ast	PF	Dq	Stl	TO	Blk	Pts	Avg
1949-50	59	-	204	600	340	-	-	-	-	204	267	.764	-	-	95	203	-	-	-	-	-	612	10.4
1950-51	66	-	352	867	406	-	-	-	-	278	332	.837	-	-	249	182	244	6	-	-	-	982	14.9
1951-52	42	-	1440	202	522	.387	-	-	-	96	115	.835	-	-	219	90	121	2	-	-	-	500	11.9
1952-53	66	-	2200	254	686	.370	-	-	-	165	201	.821	-	-	233	166	226	8	-	-	-	673	10.2
1953-54	52	-	1522	175	525	.333	-	-	-	70	81	.864	-	-	130	77	128	0	-	-	-	420	8.1
Totals	285	-	5162	1187	3200	.371	-	-	-	813	996	.816	-	-	831	610	922	16	-	-	-	3187	11.2

Playoffs																							
Season	G	GS	Min	FG	FGA	Pct.	3P	3PA	Pct.	FT	FTA	Pct.	Off	Def	Tot	Ast	PF	Dq	Stl	TO	Blk	Pts	Avg
1949-50	5	-	23	52	442	-	-	-	-	29	32	.906	-	-	7	25	-	-	-	-	-	75	15.0
1950-51	14	-	83	193	430	-	-	-	-	51	56	.911	-	-	52	37	42	1	-	-	-	217	15.5
1951-52	Did Not Play – Injured																						
1952-53	11	-	397	44	116	.379	-	-	-	29	34	.853	-	-	35	20	35	2	-	-	-	117	10.6
1953-54	3	-	66	8	14	.571	-	-	-	11	13	.846	-	-	2	1	12	1	-	-	-	27	9.0
Totals	33	-	463	158	375	.421	-	-	-	120	135	.889	-	-	89	65	114	4	-	-	-	436	13.2

NBA All-Star																				
Season	Min	FG	FGA	Pct.	3P	3PA	Pct.	FT	FTA	Pct.	Off	Def	Tot	Ast	PF	Dq	Stl	TO	Blk	Pts
1951	4	6	.667	-	-	-	-	1	1	1.000	-	-	2	2	3	0	-	-	-	9

Bowie, Anthony • Guard • 6-6 • 200 • College: Oklahoma • Born Nov. 9, 1963 in Tulsa, OK
 Signed as free agent on Jan. 6, 1998. Became free agent following 1997-98 season. Also played for San Antonio (1988-89), Houston (1989-90) and Orlando (1991-92 – 1995-96).

Regular Season																							
Season	G	GS	Min	FG	FGA	Pct.	3P	3PA	Pct.	FT	FTA	Pct.	Off	Def	Tot	Ast	PF	Dq	Stl	TO	Blk	Pts	Avg
1997-98	27	3	224	32	59	.542	3	4	.750	8	9	.889	9	17	26	11	25	1	6	7	2	75	2.8

Playoffs																							
Season	G	GS	Min	FG	FGA	Pct.	3P	3PA	Pct.	FT	FTA	Pct.	Off	Def	Tot	Ast	PF	Dq	Stl	TO	Blk	Pts	Avg
1997-98	7	0	23	2	4	.500	0	0	—	0	0	—	0	0	0	1	4	0	1	1	0	4	0.6

Bowman, Nate (Nate The Snake) • Center • 6-10 • 245 • College: Wichita State • Born Mar. 19, 1943 in Fort Worth, TX • Died: Dec. 11, 1984
 Purchased from Seattle on Sep. 18, 1967. Traded to Buffalo, with Mike Silliman, for future considerations or draft choice on Jun. 20, 1970. Also played for Chicago (1966-67), Buffalo (1970-71) and Pittsburgh of ABA (1971-72).

Regular Season																							
Season	G	GS	Min	FG	FGA	Pct.	3P	3PA	Pct.	FT	FTA	Pct.	Off	Def	Tot	Ast	PF	Dq	Stl	TO	Blk	Pts	Avg
1967-68	42	0	272	52	134	.388	-	-	-	10	15	.667	-	-	113	20	69	0	-	-	-	114	2.7
1968-69	67	1	607	82	226	.363	-	-	-	29	61	.475	-	-	220	53	142	4	-	-	-	193	2.9
1969-70	81	1	744	98	235	.417	-	-	-	41	79	.519	-	-	257	46	189	2	-	-	-	237	2.9
Totals	190	2	1623	232	595	.390	-	-	-	80	155	.516	-	-	590	119	400	6	-	-	-	544	2.9

Playoffs																							
Season	G	GS	Min	FG	FGA	Pct.	3P	3PA	Pct.	FT	FTA	Pct.	Off	Def	Tot	Ast	PF	Dq	Stl	TO	Blk	Pts	Avg
1967-68	1	-	6	0	4	.000	-	-	-	0	0	—	-	-	3	0	1	0	-	-	-	0	0.0
1968-69	10	-	62	4	15	.267	-	-	-	3	3	1.000	-	-	32	3	16	0	-	-	-	11	1.1
1969-70	18	-	128	18	47	.383	-	-	-	7	10	.700	-	-	44	6	34	0	-	-	-	43	2.4
Totals	29	-	196	22	66	.333	-	-	-	10	13	.769	-	-	79	9	51	0	-	-	-	54	1.9

Bradley, Alex • Forward • 6-6 • 215 • College: Villanova • Born Oct. 30, 1959 in Bradenton, FL
 Selected in fourth round (86th pick overall) of 1981 NBA Draft. Waived on Oct. 6, 1982.

Regular Season																							
Season	G	GS	Min	FG	FGA	Pct.	3P	3PA	Pct.	FT	FTA	Pct.	Off	Def	Tot	Ast	PF	Dq	Stl	TO	Blk	Pts	Avg
1981-82	39	0	331	54	103	.524	0	1	.000	29	48	.604	31	34	65	11	37	0	12	28	5	137	3.5

Bradley, Bill (Dollar Bill) • Forward • 6-5 • 210 • College: Princeton • Born Jul. 28, 1943 in Crystal City, MO
 Selected in 1965 NBA Draft (second overall – territorial choice). Signed on Apr. 27, 1967. Retired following 1976-77 season. Elected to Naismith Memorial Basketball Hall of Fame in 1982.

Regular Season																								
Season	G	GS	Min	FG	FGA	Pct.	3P	3PA	Pct.	FT	FTA	Pct.	Off	Def	Tot	Ast	PF	Dq	Stl	TO	Blk	Pts	Avg	
1967-68	45	11	874	142	341	.416	-	-	-	76	104	.731	-	-	113	137	138	2	-	-	-	360	8.0	
1968-69	82	39	2413	407	948	.429	-	-	-	206	253	.814	-	-	350	302	295	4	-	-	-	1020	12.4	
1969-70	67	64	2098	413	897	.460	-	-	-	145	176	.824	-	-	239	268	219	0	-	-	-	971	14.5	
1970-71	78	66	2300	413	912	.453	-	-	-	144	175	.823	-	-	260	280	245	3	-	-	-	970	12.4	
1971-72	78	78	2780	504	1085	.465	-	-	-	169	199	.849	-	-	250	315	254	4	-	-	-	1177	15.1	
1972-73	82	82	2998	575	1252	.459	-	-	-	169	194	.871	-	-	301	367	273	5	-	-	-	1319	16.1	
1973-74	82	82	2813	502	1112	.451	-	-	-	146	167	.874	59	194	253	242	278	2	42	-	-	21	1150	14.0
1974-75	79	79	2787	452	1036	.436	-	-	-	144	165	.873	65	186	251	247	283	5	74	-	-	18	1048	13.3
1975-76	82	82	2709	392	906	.433	-	-	-	130	148	.878	47	187	234	247	256	2	68	-	-	18	914	11.1
1976-77	67	5	1027	127	274	.464	-	-	-	34	42	.810	27	76	103	128	122	0	25	-	-	8	288	4.3
Totals	742	588	22799	3927	8763	.448	-	-	-	1363	1623	.840	198	643	2354	2533	2363	27	209	-	-	65	9217	12.4

Playoffs																							
Season	G	GS	Min	FG	FGA	Pct.	3P	3PA	Pct.	FT	FTA	Pct.	Off	Def	Tot	Ast	PF	Dq	Stl	TO	Blk	Pts	Avg
1967-68	6	-	64	12	28	.429	-	-	-	9	13	.692	-	-	6	2	7	0	-	-	-	33	5.5
1968-69	10	-	419	65	141	.461	-	-	-	30	39	.769	-	-	73	40	38	1	-	-	-	160	16.0
1969-70	19	-	616	100	233	.429	-	-	-	35	43	.814	-	-	72	60	59	1	-	-	-	235	12.4
1970-71	12	-	368	56	132	.424	-	-	-	14	19	.737	-	-	41	43	40	0	-	-	-	126	10.5
1971-72	16	-	594	106	227	.467	-	-	-	47	56	.839	-	-	47	54	66	1	-	-	-	259	16.2
1972-73	17	-	587	99	221	.4																	



Photo courtesy of Frank Sobie

Brennan, Pete • Forward • 6-6 • 205 • College: North Carolina • Born Sep. 23, 1936 in Brooklyn, NY
 Selected in first round (fourth pick overall) of 1958 NBA Draft. Waived on Oct. 25, 1959.

Regular Season

Season	G	GS	Min	FG	FGA	Pct.	3P	3PA	Pct.	FT	FTA	Pct.	Off	Def	Tot	Ast	PF	Dq	Stl	TO	Blk	Pts	Avg
1958-59	16	-	136	13	43	.302	-	-	-	14	25	.560	-	-	31	6	15	0	-	-	-	40	2.5
1959-60	Did Not Play																						
Totals	16	-	136	13	43	.302	-	-	-	14	25	.560	-	-	31	6	15	0	-	-	-	40	2.5

Playoffs

Season	G	GS	Min	FG	FGA	Pct.	3P	3PA	Pct.	FT	FTA	Pct.	Off	Def	Tot	Ast	PF	Dq	Stl	TO	Blk	Pts	Avg
1958-59	2	-	6	2	7	.286	-	-	-	0	1	.000	-	-	5	0	4	0	-	-	-	4	2.0

Brewer, Jamison • Guard • 6-4 • 195 • College: Auburn • Born Nov. 19, 1980 in East Point, GA

Signed as free agent on Aug. 27, 2004. Traded, with Nazr Mohammed, to San Antonio for Malik Rose and conditional first-round draft picks in 2005 and 2006 on Feb. 24, 2005. Signed as free agent on Oct. 14, 2005. Also played for Indiana (2001-02 - 2003-04).

Regular Season

Season	G	GS	Min	FG	FGA	Pct.	3P	3PA	Pct.	FT	FTA	Pct.	Off	Def	Tot	Ast	PF	Dq	Stl	TO	Blk	Pts	Avg
2004-05	18	0	185	11	37	.297	3	15	.200	6	13	.462	6	16	22	12	11	0	8	13	1	31	1.7

Brindley, Aud • Forward • 6-4 • 175 • College: Dartmouth • Born Dec. 31, 1923 in Mineola, NY • Died Nov. 19, 1958

Regular Season

Season	G	GS	Min	FG	FGA	Pct.	3P	3PA	Pct.	FT	FTA	Pct.	Off	Def	Tot	Ast	PF	Dq	Stl	TO	Blk	Pts	Avg
1946-47	12	-	-	14	49	.286	-	-	-	6	7	.857	-	-	-	1	16	-	-	-	-	34	2.8

Playoffs

Season	G	GS	Min	FG	FGA	Pct.	3P	3PA	Pct.	FT	FTA	Pct.	Off	Def	Tot	Ast	PF	Dq	Stl	TO	Blk	Pts	Avg
1946-47	3	-	-	3	6	.500	-	-	-	4	6	.667	-	-	-	0	4	-	-	-	-	10	3.3

Brooks, Scott • Guard • 5-11 • 165 • College: California-Irvine • Born Jul. 31, 1965 in French Camp, CA

Signed as free agent on Oct. 14, 1996. Re-signed as free agent on Sep. 29, 1997. Traded to Boston, with Walter McCarty, Dontae Jones and John Thomas, for Chris Mills and two future second-round draft choices on Oct. 22, 1997. Also played for Philadelphia (1988-89 - 1989-90), Minnesota (1990-91 - 1991-92), Houston (1992-93 - 1994-95), Dallas (1994-95 - 1995-96), Cleveland (1997-98) and L.A. Clippers (1998-99).

Regular Season

Season	G	GS	Min	FG	FGA	Pct.	3P	3PA	Pct.	FT	FTA	Pct.	Off	Def	Tot	Ast	PF	Dq	Stl	TO	Blk	Pts	Avg
1996-97	38	0	251	19	39	.487	5	12	.417	14	15	.933	6	12	18	29	35	1	21	10	0	57	1.5

Playoffs

Season	G	GS	Min	FG	FGA	Pct.	3P	3PA	Pct.	FT	FTA	Pct.	Off	Def	Tot	Ast	PF	Dq	Stl	TO	Blk	Pts	Avg
1996-97	4	0	7	1	2	.500	0	0	-	1	1	1.000	0	0	0	0	0	0	0	0	0	3	0.8

Brunson, Rick • Guard • 6-4 • 190 • College: Temple • Born Jun. 14, 1972 in Syracuse, NY

Signed as free agent on Oct. 23, 1997. Waived on Oct. 30, 1997. Signed as free agent on Jan. 21, 1999. Re-signed on Sep. 21, 1999. Became free agent following 1999-2000 season. Claimed off waivers on Nov. 27, 2000. Became free agent following 2000-01 season. Also played for Portland (1997-98, 2001-02), Boston (2000-01), Chicago (2002-03 - 2003-04), Toronto (2003-04), L.A. Clippers (2004-05), Seattle (2005-06) and Houston (2005-06).

Regular Season

Season	G	GS	Min	FG	FGA	Pct.	3P	3PA	Pct.	FT	FTA	Pct.	Off	Def	Tot	Ast	PF	Dq	Stl	TO	Blk	Pts	Avg
1998-99	17	0	95	6	21	.286	0	5	.000	5	18	.278	3	7	10	19	18	0	9	12	0	17	1.0
1999-00	37	0	289	29	70	.414	2	13	.154	11	18	.611	3	24	27	49	35	0	9	31	1	71	1.9
2000-01	15	0	66	8	19	.421	0	3	.000	4	6	.667	3	9	12	7	5	0	1	8	0	20	1.3
Totals	69	0	450	43	110	.391	2	21	.095	20	42	.476	9	40	49	75	58	0	19	51	1	108	1.6

Playoffs

Season	G	GS	Min	FG	FGA	Pct.	3P	3PA	Pct.	FT	FTA	Pct.	Off	Def	Tot	Ast	PF	Dq	Stl	TO	Blk	Pts	Avg
1998-99	9	0	18	2	5	.400	0	0	-	2	2	1.000	1	0	1	2	3	0	0	4	0	6	0.7
1999-00	3	0	4	0	1	.000	0	0	-	0	0	-	0	0	0	1	2	0	1	0	0	0	0.0
2000-01	2	0	4	0	1	.000	0	0	-	3	4	.750	0	0	0	0	0	0	0	1	0	3	1.5
Totals	14	0	26	2	7	.286	0	0	-	5	6	.833	1	0	1	3	5	0	1	5	0	9	0.6

Bryant, Emmette (Em) • Guard • 6-1 • 175 • College: DePaul • Born Nov. 4, 1938 in Chicago, IL

Selected in seventh round (52nd pick overall) of 1964 NBA Draft. Selected by Phoenix in 1968 NBA Expansion Draft. Also played for Boston (1968-69 - 1969-70) and Buffalo (1970-71 - 1971-72).

Regular Season

Season	G	GS	Min	FG	FGA	Pct.	3P	3PA	Pct.	FT	FTA	Pct.	Off	Def	Tot	Ast	PF	Dq	Stl	TO	Blk	Pts	Avg
1964-65	77	29	1332	145	436	.333	-	-	-	87	133	.654	-	-	167	167	212	3	-	-	-	377	4.9
1965-66	71	4	1193	212	449	.472	-	-	-	74	101	.733	-	-	170	216	215	4	-	-	-	498	7.0
1966-67	63	30	1593	236	577	.409	-	-	-	74	114	.649	-	-	273	218	231	4	-	-	-	546	8.7
1967-68	77	7	968	112	291	.385	-	-	-	59	86	.686	-	-	133	134	173	0	-	-	-	283	3.7
Totals	288	70	5086	705	1753	.402	-	-	-	294	434	.677	-	-	743	735	831	11	-	-	-	1704	5.9

Playoffs

Season	G	GS	Min	FG	FGA	Pct.	3P	3PA	Pct.	FT	FTA	Pct.	Off	Def	Tot	Ast	PF	Dq	Stl	TO	Blk	Pts	Avg
1966-67	4	-	76	5	21	.238	-	-	-	11	11	1.000	-	-	9	9	16	0	-	-	-	21	5.3
1967-68	5	-	75	4	13	.308	-	-	-	4	5	.800	-	-	14	7	13	0	-	-	-	12	2.4
Totals	9	-	151	9	34	.265	-	-	-	15	16	.938	-	-	23	16	29	0	-	-	-	33	3.7

Buckner, Cleveland • Forward • 6-9 • 210 • College: Jackson State • Born Aug. 17, 1938 in Yazoo City, MS • Died Oct. 5, 2006

Selected in sixth round (51st pick overall) of 1961 NBA Draft. Signed on May 24, 1961.

Regular Season

Season	G	GS	Min	FG	FGA	Pct.	3P	3PA	Pct.	FT	FTA	Pct.	Off	Def	Tot	Ast	PF	Dq	Stl	TO	Blk	Pts	Avg
1961-62	62	-	696	158	367	.431	-	-	-	83	133	.624	-	-	236	39	114	1	-	-	-	399	6.4
1967-68	6	-	27	5	10	.500	-	-	-	2	4	.500	-	-	4	5	6	0	-	-	-	12	2.0
Totals	68	-	723	163	377	.432	-	-	-	85	137	.620	-	-	240	44	120	1	-	-	-	411	6.0

Budd, Dave • Forward • 6-6 • 210 • College: Wake Forest • Born Oct. 28, 1938 in Woodbury, NJ

Selected in second round (10th pick overall) of 1960 NBA Draft. Signed on Jul. 18, 1960. Selected by Chicago in 1961 NBA Expansion Draft. Traded from Chicago for rights to Charlie Tyra and Bob McNeill on May 16, 1961. Re-signed on Aug. 12, 1961.

Regular Season

Season	G	GS	Min	FG	FGA	Pct.	3P	3PA	Pct.	FT	FTA	Pct.	Off	Def	Tot	Ast	PF	Dq	Stl	TO	Blk	Pts	Avg
1960-61	61	-	1075	156	361	.432	-	-	-	87	134	.649	-	-	297	45	171	2	-	-	-	399	6.5
1961-62	79	-	1370	188	431	.436	-	-	-	138	231	.597	-	-	345	86	162	4	-	-	-	514	6.5
1962-63	78	-	1725	294	596	.493	-	-	-	151	202	.748	-	-	395	87	204	3	-	-	-	739	9.5
1963-64	73	-	1031	128	297	.431	-	-	-	84	115	.730	-	-	276	57	130	1	-	-	-	340	4.7
1964-65	62	4	1188	196	407	.482	-	-	-	121	170	.712	-	-	310	62	147	1	-	-	-	513	8.3
Totals	353	4	6389	962	2092	.460	-	-	-	581	852	.682	-	-	1623	337	814	11	-	-	-	2505	7.1

Bunch, Greg • Forward • 6-6 • 190 • College: California State-Fullerton • Born May 15, 1956 in San Bernadino, CA

Selected in second round (34th pick overall) of 1978 NBA Draft. Waived on Nov. 14, 1978.

Butcher, Donnis (Donnie) • Guard • 6-3 • 200 • College: Pikeville • Born Feb. 8, 1936 in Williamsport, KY
 Selected in seventh round (60th pick overall) of 1961 NBA Draft. Traded to Detroit, with Bob Duffy, in three-team deal on Dec. 16, 1963; Cincinnati sent Bob Boozer and cash to New York; Detroit sent Larry Staverman to Cincinnati and Johnny Egan to New York. Also played for Detroit (1963-64 – 1965-66).

Regular Season																							
Season	G	GS	Min	FG	FGA	Pct.	3P	3PA	Pct.	FT	FTA	Pct.	Off	Def	Tot	Ast	PF	Dq	Stl	TO	Blk	Pts	Avg
1961-62	47	-	479	48	155	.310	-	-	-	42	69	.609	-	-	79	51	63	0	-	-	138	2.9	
1962-63	68	-	1193	172	424	.406	-	-	-	131	194	.675	-	-	180	138	164	1	-	-	475	7.0	
1963-64	26	-	418	37	115	.322	-	-	-	42	66	.636	-	-	67	66	53	0	-	-	116	4.5	
Totals	141	-	2090	257	694	.370	-	-	-	215	329	.653	-	-	326	255	280	1	-	-	729	5.2	

Butler, Al • Guard • 6-2 • 175 • College: Niagara • Born Jul. 9, 1938 in Rochester, NY • Died Jul. 12, 2000
 Purchased from Boston on Dec. 11, 1961. Sold to Baltimore on Oct. 17, 1964. Also played for Boston (1961-62) and Baltimore (1964-65).

Regular Season																							
Season	G	GS	Min	FG	FGA	Pct.	3P	3PA	Pct.	FT	FTA	Pct.	Off	Def	Tot	Ast	PF	Dq	Stl	TO	Blk	Pts	Avg
1961-62	54	-	1969	336	725	.463	-	-	-	124	176	.705	-	-	325	201	147	0	-	-	796	14.7	
1962-63	74	-	1488	297	676	.439	-	-	-	144	187	.770	-	-	170	156	145	3	-	-	738	10.0	
1963-64	76	-	1379	260	616	.422	-	-	-	138	187	.738	-	-	168	157	167	3	-	-	658	8.7	
Totals	204	-	4836	893	2017	.443	-	-	-	406	550	.738	-	-	663	514	459	6	-	-	-2192	10.7	

Butler, Greg (G-Man) • Center • 6-11 • 240 • College: Stanford • Born Mar. 11, 1966 in Inglewood, CA
 Selected in second round (37th pick overall) of 1988 NBA Draft. Became free agent following 1989-90 season. Also played for L.A. Clippers (1990-91).

Regular Season																							
Season	G	GS	Min	FG	FGA	Pct.	3P	3PA	Pct.	FT	FTA	Pct.	Off	Def	Tot	Ast	PF	Dq	Stl	TO	Blk	Pts	Avg
1988-89	33	0	140	20	48	.417	0	3	.000	16	20	.800	9	19	28	2	28	0	1	17	2	56	1.7
1989-90	13	0	33	3	12	.250	0	0	—	0	2	.000	3	6	9	1	8	0	0	3	0	6	0.5
Totals	46	0	173	23	60	.383	0	3	.000	16	22	.727	12	25	37	3	36	0	1	20	2	62	1.3

Butler, Jackie (Paper) • Center • 6-10 • 250 • College: none • Born Mar. 10, 1986 in McComb, MS
 Signed as free agent on Feb. 27, 2005. Became free agent following 2005-06 season. Also played for San Antonio (2006-07).

Regular Season																							
Season	G	GS	Min	FG	FGA	Pct.	3P	3PA	Pct.	FT	FTA	Pct.	Off	Def	Tot	Ast	PF	Dq	Stl	TO	Blk	Pts	Avg
2004-05	3	0	5	4	4	1.000	0	0	—	2	2	1.000	0	0	0	0	0	0	1	1	0	10	3.3
2005-06	55	0	740	117	215	.544	0	0	—	58	77	.753	67	116	183	25	127	0	17	62	31	292	5.3
Totals	58	0	745	121	219	.553	0	0	—	60	79	.759	67	116	183	25	127	0	18	63	31	302	5.2

Byrnes, Tommy (Shadow) • Guard • 6-3 • 175 • College: Seton Hall • Born Feb. 19, 1923 in New York, NY • Died Jan. 9, 1981
 Member of Original 1946-47 Knicks. Traded to Indianapolis for Ray Lump on Jan. 26, 1949. Traded to Baltimore, with Sid Tanenbaum, for Connie Simmons on Feb. 11, 1949. Rights reacquired in May 1949. Also played for Indianapolis (1948-49), Baltimore (1949-50 – 1950-51), Washington (1950-51) and Tri-Cities (1950-51).

Regular Season																							
Season	G	GS	Min	FG	FGA	Pct.	3P	3PA	Pct.	FT	FTA	Pct.	Off	Def	Tot	Ast	PF	Dq	Stl	TO	Blk	Pts	Avg
1946-47	60	-	-	175	583	.300	-	-	-	103	160	.644	-	-	-	35	90	-	-	-	-	453	7.6
1947-48	47	-	-	117	410	.285	-	-	-	65	103	.631	-	-	-	17	56	-	-	-	-	299	6.4
1948-49	35	-	-	77	270	.285	-	-	-	46	81	.568	-	-	-	54	-	-	-	-	-	200	5.7
Totals	142	-	-	369	1263	.292	-	-	-	214	344	.622	-	-	-	106	146	-	-	-	-	952	6.7

Playoffs																							
Season	G	GS	Min	FG	FGA	Pct.	3P	3PA	Pct.	FT	FTA	Pct.	Off	Def	Tot	Ast	PF	Dq	Stl	TO	Blk	Pts	Avg
1946-47	5	-	-	11	46	.239	-	-	-	2	11	.182	-	-	-	0	2	-	-	-	-	24	4.8
1947-48	3	-	-	11	27	.407	-	-	-	4	12	.333	-	-	-	2	7	-	-	-	-	26	8.7
Totals	8	-	-	22	73	.301	-	-	-	6	23	.261	-	-	-	2	9	-	-	-	-	50	6.3

Caldwell, Jim • Center • 6-10 • 234 • College: Georgia Tech • Born Jan. 28, 1943 in Durham, NC
 Waived on Oct. 29, 1967. Also played for New Jersey (1967-68) and Kentucky (1967-68 – 1968-69) of ABA.

Regular Season																							
Season	G	GS	Min	FG	FGA	Pct.	3P	3PA	Pct.	FT	FTA	Pct.	Off	Def	Tot	Ast	PF	Dq	Stl	TO	Blk	Pts	Avg
1967-68	2	0	7	0	1	.000	-	-	-	0	0	—	-	-	1	1	1	0	-	-	-	0	0.0

Camby, Marcus (MC) • Center/Forward • 6-11 • 225 • College: Massachusetts • Born Mar. 22, 1974 in Hartford, CT
 Traded from Toronto for Charles Oakley, draft rights to Sean Marks and cash on Jun. 25, 1998. Traded to Denver, with Mark Jackson and draft rights to Maybyner Hilario, for Antonio McDyess, draft rights to Frank Williams and 2003 second-round draft choice. Also played for Toronto (1996-97 – 1997-98), Denver (2002-03 – 2007-08), L.A. Clippers (2008-09 – 2009-10) and Portland (2009-10).

Regular Season																							
Season	G	GS	Min	FG	FGA	Pct.	3P	3PA	Pct.	FT	FTA	Pct.	Off	Def	Tot	Ast	PF	Dq	Stl	TO	Blk	Pts	Avg
1998-99	46	0	945	136	261	.521	0	0	—	57	103	.553	102	151	253	12	131	2	29	39	74	329	7.2
1999-00	59	11	1548	226	471	.480	1	2	.500	148	221	.670	174	287	461	49	204	5	43	72	116	601	10.2
2000-01	63	63	2127	304	580	.524	1	8	.125	150	225	.667	196	527	723	52	205	4	66	63	136	759	12.0
2001-02	29	29	1007	130	290	.448	0	1	.000	62	99	.626	89	233	322	33	107	3	34	42	50	322	11.1
Totals	197	103	5627	796	1602	.497	2	11	.182	417	648	.644	561	1198	1759	146	647	14	172	216	376	2011	10.2

Playoffs																							
Season	G	GS	Min	FG	FGA	Pct.	3P	3PA	Pct.	FT	FTA	Pct.	Off	Def	Tot	Ast	PF	Dq	Stl	TO	Blk	Pts	Avg
1998-99	20	3	509	81	143	.566	0	1	.000	45	73	.616	51	102	153	6	76	2	24	15	38	207	10.4
1999-00	16	0	386	29	86	.337	0	1	.000	19	31	.613	35	77	112	6	51	1	8	12	23	77	4.8
2000-01	4	4	141	10	26	.385	0	0	—	5	13	.385	4	28	32	7	18	1	2	2	9	25	6.3
Totals	40	7	1036	120	255	.471	0	2	.000	69	117	.590	90	207	297	19	145	4	34	29	70	309	7.7

Campbell, Tony (TC) • Forward/Guard • 6-7 • 215 • College: Ohio State • Born May 7, 1962 in Teaneck, NJ
 Traded from Minnesota for future conditional draft choice on Sep. 13, 1992. Traded to Dallas, with conditional 1997 first-round draft choice, for Derek Harper on Jan. 6, 1994. Also played for Detroit (1984-85 – 1986-87), L.A. Lakers (1987-88 – 1988-89), Minnesota (1989-90 – 1991-92), Dallas (1993-94) and Cleveland (1994-95).

Regular Season																							
Season	G	GS	Min	FG	FGA	Pct.	3P	3PA	Pct.	FT	FTA	Pct.	Off	Def	Tot	Ast	PF	Dq	Stl	TO	Blk	Pts	Avg
1992-93	58	13	1062	194	396	.490	2	5	.400	59	87	.678	59	96	155	62	150	0	34	51	5	449	7.7
1993-94	22	11	379	63	128	.492	1	3	.333	30	37	.811	28	32	60	31	59	1	20	29	1	157	7.1
Totals	80	24	1441	257	524	.490	3	8	.375	89	124	.718	87	128	215	93	209	1	54	80	6	606	7.6

Playoffs																							
Season	G	GS	Min	FG	FGA	Pct.	3P	3PA	Pct.	FT	FTA	Pct.	Off	Def	Tot	Ast	PF	Dq	Stl	TO	Blk	Pts	Avg
1992-93	2	0	33	4	10	.400	0	1	.000	6	8	.750	2	2	4	2	7	0	1	3	0	14	7.0

Carlisle, Rick • Guard • 6-5 • 210 • College: Virginia • Born Oct. 27, 1959 in Ogdensburg, NY
 Signed as free agent on Nov. 30, 1987. Waived on Dec. 20, 1988. Also played for Boston (1984-85 – 1986-87) and New Jersey (1989-90).

Regular Season																							
Season	G	GS	Min	FG	FGA	Pct.	3P	3PA	Pct.	FT	FTA	Pct.	Off	Def	Tot	Ast	PF	Dq	Stl	TO	Blk	Pts	Avg
1987-88																							

Cartwright, Bill (Mr. Bill) • Center • 7-1 • 245 • College: San Francisco • Born Jul. 30, 1957 in Lodi, CA

Selected in first round (third pick overall) of 1979 NBA Draft. Traded to Chicago, with 1988 first and third-round draft choices, for Charles Oakley and 1988 first and third-round draft choices on Jun. 27, 1988. Also played for Chicago (1988-89 – 1993-94) and Seattle (1994-95).

Regular Season

Season	G	GS	Min	FG	FGA	Pct.	3P	3PA	Pct.	FT	FTA	Pct.	Off	Def	Tot	Ast	PF	Dq	Stl	TO	Blk	Pts	Avg
1979-80	82	82	3150	665	1215	.547	0	0	—	451	566	.797	194	532	726	165	279	2	48	222	101	1781	21.7
1980-81	82	81	2925	619	1118	.554	0	0	1.000	408	518	.788	161	452	613	111	259	2	48	200	83	1646	20.1
1981-82	72	50	2060	390	694	.562	0	0	—	257	337	.763	116	305	421	87	208	2	48	166	65	1037	14.4
1982-83	82	82	2468	455	804	.566	0	0	—	380	511	.744	185	405	590	136	315	7	41	204	127	1290	15.7
1983-84	77	77	2487	453	808	.561	0	1	1.000	404	502	.805	195	454	649	107	262	4	44	200	97	1310	17.0
1984-85	Did Not Play - Injured																						
1985-86	2	0	36	3	7	.429	0	0	—	6	10	.600	2	8	10	5	6	0	1	6	1	12	6.0
1986-87	58	50	1989	335	631	.531	0	0	—	346	438	.790	132	313	445	96	188	2	40	128	26	1016	17.5
1987-88	82	4	1676	287	528	.544	0	0	—	340	426	.798	127	257	384	85	234	4	43	135	43	914	11.1
Totals	537	426	16791	3207	5805	.552	0	2	.000	2592	3308	.784	1112	2726	3838	792	1751	23	313	1261	543	9006	16.8

Playoffs

Season	G	GS	Min	FG	FGA	Pct.	3P	3PA	Pct.	FT	FTA	Pct.	Off	Def	Tot	Ast	PF	Dq	Stl	TO	Blk	Pts	Avg
1980-81	2	-	49	6	17	.353	0	0	—	8	12	.667	4	9	13	1	7	0	1	6	1	20	10.0
1982-83	6	-	172	25	43	.581	0	0	—	17	22	.773	9	25	34	4	25	0	3	19	7	67	11.2
1983-84	12	-	398	70	126	.556	0	0	—	69	80	.863	27	72	99	5	44	0	2	26	14	209	17.4
1987-88	4	0	76	9	18	.500	0	0	—	11	15	.733	8	11	19	6	12	0	0	8	3	29	7.3
Totals	24	0	695	110	204	.539	0	0	—	105	129	.814	48	117	165	16	88	0	6	59	25	325	13.5

NBA All-Star

Season	Min	FG	FGA	Pct.	3P	3PA	Pct.	FT	FTA	Pct.	Off	Def	Tot	Ast	PF	Dq	Stl	TO	Blk	Pts
1980	14	4	8	.500	0	0	—	0	0	—	1	2	3	1	1	0	0	2	0	8

Cato, Kelvin • Center • 6-11 • 275 • College: Iowa State • Born Aug. 26, 1974 in Atlanta, GA

Signed as free agent on Oct. 25, 2006. Became free agent following 2006-07 season. Also played for Portland (1997-98 - 1998-99), Houston (1999-2000 - 2003-04), Orlando (2004-05 - 2005-06) and Detroit (2005-06).

Regular Season

Season	G	GS	Min	FG	FGA	Pct.	3P	3PA	Pct.	FT	FTA	Pct.	Off	Def	Tot	Ast	PF	Dq	Stl	TO	Blk	Pts	Avg
2006-07	18	0	95	7	22	.318	0	0	—	8	12	.667	12	19	31	0	10	0	3	6	10	22	1.2

Cavenall, Ronnie • Center • 7-1 • 230 • College: Texas Southern • Born Apr. 30, 1959 in Beaumont, TX

Signed as free agent in Aug. 1984. Waived on Oct. 25, 1984. Signed as free agent on Nov. 9, 1984. Became free agent following 1984-85 season. Also played for New Jersey (1988-89).

Regular Season

Season	G	GS	Min	FG	FGA	Pct.	3P	3PA	Pct.	FT	FTA	Pct.	Off	Def	Tot	Ast	PF	Dq	Stl	TO	Blk	Pts	Avg
1984-85	53	2	653	28	86	.326	0	0	—	22	39	.564	53	113	166	19	123	2	12	45	42	78	1.5

Chandler, Wilson (III, Thrill) • Forward • 6-8 • 225 • College: DePaul • Born May 10, 1987 in Benton Harbor, MI

Selected in first round (23rd overall) of 2007 NBA Draft. Signed to contract on Jul. 27, 2007. Exercised third-year option on Oct. 23, 2008.

Regular Season

Season	G	GS	Min	FG	FGA	Pct.	3P	3PA	Pct.	FT	FTA	Pct.	Off	Def	Tot	Ast	PF	Dq	Stl	TO	Blk	Pts	Avg
2007-08	35	16	685	106	242	.438	9	30	.300	34	54	.630	38	89	127	33	83	1	15	27	16	255	7.3
2008-09	82	70	2735	455	1054	.432	103	314	.328	171	215	.795	91	354	445	170	250	2	71	139	75	1184	14.4
2009-10	65	64	2320	412	860	.479	40	150	.267	129	160	.806	93	255	348	138	184	3	46	108	49	993	15.3
Totals	182	150	5740	973	2156	.451	152	494	.308	334	429	.779	222	698	920	341	517	6	132	274	140	2432	13.4

Chappell, Len • Forward • 6-8 • 240 • College: Wake Forest • Born Jan. 31, 1941 in Portage, PA

Purchased from Philadelphia on Oct. 21, 1963. Selected by Chicago in 1966 NBA Expansion Draft. Also played for Syracuse/Philadelphia (1962-63 – 1963-64), Chicago (1966-67), Cincinnati (1966-67 – 1967-68), Detroit (1967-68), Milwaukee (1968-69 – 1969-70), Cleveland (1970-71), Atlanta (1970-71) and Dallas of ABA (1971-72).

Regular Season

Season	G	GS	Min	FG	FGA	Pct.	3P	3PA	Pct.	FT	FTA	Pct.	Off	Def	Tot	Ast	PF	Dq	Stl	TO	Blk	Pts	Avg
1963-64	78	-	2489	531	1183	.449	-	-	-	287	401	.716	-	-	767	83	212	1	-	-	-	1349	17.3
1964-65	43	3	655	145	367	.395	-	-	-	68	100	.680	-	-	140	15	73	0	-	-	-	358	8.3
1965-66	46	3	545	100	238	.420	-	-	-	46	78	.590	-	-	127	26	64	1	-	-	-	246	5.3
Totals	167	6	3689	776	1788	.434	-	-	-	401	579	.693	-	-	1034	124	349	2	-	-	-	1953	11.7

NBA All-Star

Season	Min	FG	FGA	Pct.	3P	3PA	Pct.	FT	FTA	Pct.	Off	Def	Tot	Ast	PF	Dq	Stl	TO	Blk	Pts
1964	12	1	5	.200	-	-	-	2	2	1.000	-	-	1	2	2	0	-	-	-	4

Cheeks, Maurice (Mo) • Guard • 6-1 • 180 • College: West Texas State • Born Sep. 8, 1956 in Chicago, IL

Traded from San Antonio for Rod Strickland on Feb. 21, 1990. Traded to Atlanta for Tim McCormick on Oct. 2, 1991. Also played for Philadelphia (1978-79 – 1988-89), San Antonio (1989-90), Atlanta (1991-92) and New Jersey (1992-93).

Regular Season

Season	G	GS	Min	FG	FGA	Pct.	3P	3PA	Pct.	FT	FTA	Pct.	Off	Def	Tot	Ast	PF	Dq	Stl	TO	Blk	Pts	Avg
1989-90	31	13	753	92	159	.579	3	7	.429	57	65	.877	11	62	73	151	32	0	42	36	5	244	7.9
1990-91	76	64	2147	241	483	.499	5	20	.250	105	129	.814	22	151	173	435	138	0	128	108	10	592	7.8
Totals	107	77	2900	333	642	.519	8	27	.296	162	194	.835	33	213	246	586	170	0	170	144	15	836	7.8

Playoffs

Season	G	GS	Min	FG	FGA	Pct.	3P	3PA	Pct.	FT	FTA	Pct.	Off	Def	Tot	Ast	PF	Dq	Stl	TO	Blk	Pts	Avg
1989-90	10	10	388	50	104	.484	0	4	.000	28	31	.903	12	27	39	85	21	0	17	19	2	128	12.8
1990-91	3	3	101	14	23	.609	1	3	.333	3	6	.500	3	6	9	16	9	0	3	8	1	30	10.0
Totals	13	13	489	64	127	.504	1	7	.143	29	33	.879	15	33	48	101	30	0	20	27	3	158	12.2

Childs, Chris (Chili) • Guard • 6-3 • 195 • College: Boise State • Born Nov. 20, 1967 in Bakersfield, CA

Signed as free agent on Jul. 14, 1996. Traded, with 2001 first-round draft choice, to Toronto for Mark Jackson and Tyrone Bogues on Feb. 22, 2001. Also played for New Jersey (1994-95 – 1995-96, 2002-03) and Toronto (2000-01 – 2001-02).

Regular Season

Season	G	GS	Min	FG	FGA	Pct.	3P	3PA	Pct.	FT	FTA	Pct.	Off	Def	Tot	Ast	PF	Dq	Stl	TO	Blk	Pts	Avg
1996-97	65	61	2076	211	510	.414	70	181	.387	113	149	.758	22	169	191	398	213	6	78	180	11	605	9.3
1997-98	68	0	1599	149	354	.421	27	87	.310	104	126	.825	29	133	162	268	179	2	56	103	6	429	6.3
1998-99	48	0	1297	114	267	.427	36	94	.383	64	78	.821	18	115	133	193	156	0	44	85	1	328	6.8
1999-00	71</																						

Clifton, Nat (Sweetwater) • Center • 6-6 • 235 • College: Xavier (LA) • Born Oct. 13, 1922 in Chicago, IL • Died Aug. 31, 1990
Signed in Sep. 1950; purchased from Harlem Globetrotters on May 24, 1950. Re-signed on Jun. 22, 1953, Aug. 2, 1954 & Aug. 8, 1955.
Traded, with Harry Gallatin and rights to Dick Atha, to Detroit for Mel Hutchins and Charlie Tyra on Apr. 3, 1957. Also played for Detroit (1957-58).

Regular Season																							
Season	G	GS	Min	FG	FGA	Pct.	3P	3PA	Pct.	FT	FTA	Pct.	Off	Def	Tot	Ast	PF	Dq	Stl	TO	Blk	Pts	Avg
1950-51	65	-	-	211	656	.322	-	-	-	140	263	.532	-	-	491	162	269	13	-	-	-	562	8.6
1951-52	62	-	2101	244	729	.335	-	-	-	170	256	.664	-	-	731	209	277	8	-	-	-	658	10.6
1952-53	70	-	2496	272	794	.343	-	-	-	200	343	.583	-	-	761	231	274	6	-	-	-	744	10.6
1953-54	72	-	2179	257	699	.368	-	-	-	174	277	.628	-	-	528	176	215	0	-	-	-	688	9.6
1954-55	72	-	2390	360	932	.386	-	-	-	224	328	.683	-	-	612	198	221	2	-	-	-	944	13.1
1955-56	64	-	1537	213	541	.394	-	-	-	135	191	.707	-	-	386	151	189	4	-	-	-	561	8.8
1956-57	71	-	2231	308	818	.377	-	-	-	146	217	.673	-	-	557	164	243	5	-	-	-	762	10.7
Totals	476	-	12934	1865	5169	.361	-	-	-	1189	1875	.634	-	-	4066	1291	1688	38	-	-	-	4919	10.3

Playoffs																							
Season	G	GS	Min	FG	FGA	Pct.	3P	3PA	Pct.	FT	FTA	Pct.	Off	Def	Tot	Ast	PF	Dq	Stl	TO	Blk	Pts	Avg
1950-51	14	-	-	41	118	.347	-	-	-	18	46	.391	-	-	137	46	-	-	-	-	-	100	7.1
1951-52	14	-	462	39	133	.293	-	-	-	54	76	.711	-	-	133	34	67	-	-	-	-	132	9.4
1952-53	11	-	405	51	129	.395	-	-	-	30	47	.638	-	-	140	39	48	-	-	-	-	132	12.0
1953-54	4	-	125	8	27	.296	-	-	-	9	17	.529	-	-	39	6	-	-	-	-	-	25	6.3
1954-55	3	-	110	20	52	.385	-	-	-	19	24	.792	-	-	23	13	12	0	-	-	-	59	19.7
Totals	46	-	1102	159	459	.346	-	-	-	130	210	.619	-	-	472	138	127	0	-	-	-	448	9.7

NBA All-Star																							
Season	G	GS	Min	FG	FGA	Pct.	3P	3PA	Pct.	FT	FTA	Pct.	Off	Def	Tot	Ast	PF	Dq	Stl	TO	Blk	Pts	Avg
1957			23	4	11	.364	-	-	-	0	0	-	-	-	11	3	1	0	-	-	-	8	

Cluggish, Robert (Bob/Big Clugg) • Center • 6-10 • 235 • College: Kentucky • Born Sep. 18, 1917 in Marion, KY • Died Sep. 5, 2008
Signed on Nov. 15, 1946.

Regular Season																							
Season	G	GS	Min	FG	FGA	Pct.	3P	3PA	Pct.	FT	FTA	Pct.	Off	Def	Tot	Ast	PF	Dq	Stl	TO	Blk	Pts	Avg
1946-47	54	-	-	93	356	.261	-	-	-	52	91	.571	-	-	22	113	-	-	-	-	-	238	4.4

Playoffs																							
Season	G	GS	Min	FG	FGA	Pct.	3P	3PA	Pct.	FT	FTA	Pct.	Off	Def	Tot	Ast	PF	Dq	Stl	TO	Blk	Pts	Avg
1946-47	5	-	-	4	27	.148	-	-	-	0	2	.000	-	-	0	12	1	-	-	-	-	8	1.6

Cofield, Fred • Guard • 6-3 • 190 • College: Eastern Michigan • Born Jan. 4, 1962 in Ypsilanti, MI
Selected in fourth round (73rd pick overall) of 1985 NBA Draft. Waived on Oct. 20, 1986. Also played for Chicago (1986-87).

Regular Season																							
Season	G	GS	Min	FG	FGA	Pct.	3P	3PA	Pct.	FT	FTA	Pct.	Off	Def	Tot	Ast	PF	Dq	Stl	TO	Blk	Pts	Avg
1985-86	45	1	469	75	184	.408	3	15	.200	12	20	.600	6	40	46	82	65	1	20	49	3	165	3.7

Collins, Maurice (Mardy) • Guard • 6-6 • 220 • College: Temple • Born Aug. 4, 1984 in Philadelphia, PA
Selected in first round (29th pick overall) of 2007 NBA Draft. Signed to contract on Jul. 5, 2006. Traded to L.A. Clippers, with Zach Randolph, in exchange for Cuttino Mobley and Tim Thomas on Nov. 21, 2008. Also played for L.A. Clippers (2008-09 - 2009-10).

Regular Season																							
Season	G	GS	Min	FG	FGA	Pct.	3P	3PA	Pct.	FT	FTA	Pct.	Off	Def	Tot	Ast	PF	Dq	Stl	TO	Blk	Pts	Avg
2006-07	52	9	777	87	228	.382	13	47	.277	48	82	.585	28	76	104	83	75	0	32	57	3	235	4.5
2007-08	46	8	634	57	175	.326	8	32	.250	23	38	.605	19	56	75	89	56	0	24	56	8	145	3.2
2008-09	9	0	75	8	23	.348	0	3	.000	4	9	.444	2	6	8	10	7	0	2	5	0	20	2.2
Totals	107	17	1486	152	426	.357	21	82	.256	75	129	.581	49	138	187	182	138	0	58	118	11	400	3.7

Colone, Joe (Bells) • Forward • 6-5 • 210 • College: Bloomsburg State • Born Jan. 23, 1926 in Berwick, PA • Died Jul. 1, 2009

Regular Season																							
Season	G	GS	Min	FG	FGA	Pct.	3P	3PA	Pct.	FT	FTA	Pct.	Off	Def	Tot	Ast	PF	Dq	Stl	TO	Blk	Pts	Avg
1948-49	15	-	-	35	113	.310	-	-	-	13	19	.684	-	-	9	25	-	-	-	-	-	83	5.5

Playoffs																							
Season	G	GS	Min	FG	FGA	Pct.	3P	3PA	Pct.	FT	FTA	Pct.	Off	Def	Tot	Ast	PF	Dq	Stl	TO	Blk	Pts	Avg
1948-49	4	-	-	7	30	.233	-	-	-	3	6	.500	-	-	4	17	-	-	-	-	-	17	4.3

Conley, Gene (Long Gene) • Forward • 6-8 • 245 • College: Washington State • Born Nov. 10, 1930 in Muskogee, OK
Traded from Chicago for Phil Jordan and Cliff Luyk on Sep. 10, 1962. Retired following 1963-64 season. Also played for Boston (1952-53, 1958-59 - 1960-61).

Regular Season																							
Season	G	GS	Min	FG	FGA	Pct.	3P	3PA	Pct.	FT	FTA	Pct.	Off	Def	Tot	Ast	PF	Dq	Stl	TO	Blk	Pts	Avg
1962-63	70	-	1544	254	651	.390	-	-	-	122	186	.656	-	-	469	70	263	10	-	-	-	630	9.0
1963-64	46	-	551	74	189	.392	-	-	-	44	65	.677	-	-	156	21	124	2	-	-	-	192	4.2
Totals	116	-	2095	328	840	.390	-	-	-	166	251	.661	-	-	625	91	387	12	-	-	-	822	7.1

Cook, Bert (Heater) • Guard • 6-3 • 185 • College: Utah State • Born Apr. 26, 1929 in Ogden, UT • Died Nov. 24, 1998
Selected in 1952 NBA Draft. Signed on Aug. 11, 1952. Re-signed on Sep. 13, 1954 & Sep. 19, 1955.

Regular Season																								
Season	G	GS	Min	FG	FGA	Pct.	3P	3PA	Pct.	FT	FTA	Pct.	Off	Def	Tot	Ast	PF	Dq	Stl	TO	Blk	Pts	Avg	
1954-55	37	-	-	424	42	133	.316	-	-	-	34	50	.680	-	-	72	33	39	0	-	-	-	118	3.2

Playoffs																								
Season	G	GS	Min	FG	FGA	Pct.	3P	3PA	Pct.	FT	FTA	Pct.	Off	Def	Tot	Ast	PF	Dq	Stl	TO	Blk	Pts	Avg	
1954-55	1	-	-	20	4	6	.667	-	-	-	0	2	.000	0	0	0	2	3	0	-	-	0	8	8.0

Copeland, Hollis • Forward • 6-6 • 180 • College: Rutgers • Born Dec. 20, 1955 in Trenton, NJ
Signed as free agent in Aug. 1979. Released on Oct. 31, 1980. Signed as free agent on Jun. 11, 1981. Became free agent following 1981-82 season.

Regular Season																								
Season	G	GS	Min	FG	FGA	Pct.	3P	3PA	Pct.	FT	FTA	Pct.	Off	Def	Tot	Ast	PF	Dq	Stl	TO	Blk	Pts	Avg	
1979-80	75	1	1142	182	368	.495	0	2	.000	63	86	.733	70	86	156	80	154	0	61	84	25	427	5.7	
1980-81																								
1981-82	18	0	118	16	38	.421	0	0	-	5	6	.833	3	2	5	9	19	0	4	4	2	37	2.1	
Totals	93	1	1260	198	406	.488	0	2	.000	68	92	.739	73	88	161	89	173	0	65	88	27	464	5.0	

Crawford, Fred • Guard • 6-4 • 190 • College: St. Bonaventure • Born Dec. 23, 1940 in New York, NY
Selected in fourth round (26th pick overall) of 1964 NBA Draft. Sold to L.A. Lakers on Jan. 12, 1968. Also played for L.A. Lakers (1967-68 - 1968-69), Milwaukee (1969-70), Buffalo (1970-71) and Philadelphia (1970-71).

Regular Season																							
Season	G	GS	Min	FG	FGA	Pct.	3P	3PA	Pct.	FT	FTA	Pct.	Off	Def	Tot	Ast	PF	Dq	Stl	TO	Blk	Pts	Avg
1966-67	19	0	192	44	116	.379	-	-	-	24	38	.632	-	-	48	12	39	0	-	-	-	112	5.9
1967-68	31	14	426	65	177	.367	-	-	-	37	59	.627	-	-	83	46	67	0	-	-	-	167	5.4
Totals	50	14	618	109	293	.372	-	-	-	61	97	.629	-	-	131	58	106	0	-	-	-	279	5.6

Playoffs																							
Season	G	GS	Min	FG	FGA	Pct.	3P	3PA	Pct.	FT	FTA	Pct.	Off	Def	Tot	Ast	PF	Dq	Stl	TO	Blk	Pts	Avg
1966-67	4	-	112	31	73	.425	-	-	-	6	12	.500	-	-	24	16	16	1	-	-	-	68	17.0

Crawford, Jamal • Guard • 6-5 • 190 • College: Michigan • Born Mar. 20, 1980 in Seattle, WA
Signed and traded from Chicago, with Jerome Williams, in exchange for Othella Harrington, Dikembe Mutombo, Cezary Trybanski and Frank Williams on Aug. 5, 2004. Traded to Golden State in exchange for Al Harrington on Nov. 21, 2008. Also played for Chicago (2000-01 - 2003-04), Golden State (2008-09) and Atlanta (2009-10).

Regular Season																							
Season	G	GS	Min	FG	FGA	Pct.	3P	3PA	Pct.	FT	FTA	Pct.	Off	Def	Tot	Ast	PF	Dq	Stl	TO	Blk	Pts	Avg
2004-05	70	67	2688	437	1097	.398	185	512	.361	182	216	.843	33	170	203	302	135	0	92	148	19	1241	17.7
2005-06	79	27	2555	366	879	.416	101	293	.345	295	357	.826	36	212	248								

Cummings, Terry (T.C.) • Forward • 6-9 • 250 • College: DePaul • Born Mar. 15, 1961 in Chicago, IL

Traded from Philadelphia for Herb Williams and Ronnie Grandison on Feb. 19, 1998. Traded to Golden State, with John Starks and Chris Mills, for Latrell Sprewell on Jan. 21, 1999. Also played for San Diego (1982-83 – 1983-84), Milwaukee (1984-85 – 1988-89, 1995-96), San Antonio (1989-90 – 1994-95), Seattle (1996-97), Philadelphia (1997-98) and Golden State (1998-99 - 1999-2000).

Regular Season																							
Season	G	GS	Min	FG	FGA	Pct.	3P	3PA	Pct.	FT	FTA	Pct.	Off	Def	Tot	Ast	PF	Dq	Stl	TO	Blk	Pts	Avg
1997-98	30	1	529	103	216	.477	0	0	—	28	40	.700	42	93	135	26	79	0	16	34	5	234	7.8
Playoffs																							
Season	G	GS	Min	FG	FGA	Pct.	3P	3PA	Pct.	FT	FTA	Pct.	Off	Def	Tot	Ast	PF	Dq	Stl	TO	Blk	Pts	Avg
1997-98	8	1	120	15	34	.441	0	0	—	2	8	.250	11	24	35	5	23	0	4	7	2	32	4.0

Curry, Eddy • Center • 7-0 • 295 • College: none • Born Dec. 5, 1982 in Harvey, IL

Signed and traded from Chicago, with Antonio Davis, for Tim Thomas, Michael Sweetney, Jermaine Jackson, a 2006 first-round draft choice, second-round draft choices in 2007 and 2009, and the opportunity to exchange 2007 first-round draft choices on Oct. 4, 2005. Also played for Chicago (2001-02 - 2004-05).

Regular Season																							
Season	G	GS	Min	FG	FGA	Pct.	3P	3PA	Pct.	FT	FTA	Pct.	Off	Def	Tot	Ast	PF	Dq	Stl	TO	Blk	Pts	Avg
2005-06	72	69	1865	336	597	.563	0	0	—	307	486	.632	145	287	432	19	239	4	28	179	56	979	13.6
2006-07	81	81	2849	585	1016	.576	1	1,000	405	659	.615	195	376	571	68	265	4	34	295	40	1576	19.5	
2007-08	59	58	1530	297	544	.546	0	0	—	187	300	.623	111	164	275	32	157	2	14	126	29	781	13.2
2008-09	3	0	12	2	2,000	0	0	—	1	3	.333	0	4	4	0	5	0	0	2	0	0	5	1.7
2009-10	7	0	62	8	21	.381	0	0	—	10	17	.588	4	9	13	0	13	0	0	13	1	26	3.7
Totals	222	208	6318	1228	2180	.563	1	11,000	910	1465	.621	455	840	1295	119	679	10	76	615	126	3367	15.2	

Dark, Jesse (Bo) • Guard • 6-5 • 210 • College: Virginia Commonwealth • Born Sep. 2, 1951 in Richmond, VA

Selected in second round (32nd pick overall) of 1974 NBA Draft. Signed on Jul. 24, 1974. Waived on Oct. 22, 1975.

Regular Season																							
Season	G	GS	Min	FG	FGA	Pct.	3P	3PA	Pct.	FT	FTA	Pct.	Off	Def	Tot	Ast	PF	Dq	Stl	TO	Blk	Pts	Avg
1974-75	47	0	401	74	157	.471	-	-	-	22	40	.550	15	22	37	30	48	0	3	-	1	170	3.6
Playoffs																							
Season	G	GS	Min	FG	FGA	Pct.	3P	3PA	Pct.	FT	FTA	Pct.	Off	Def	Tot	Ast	PF	Dq	Stl	TO	Blk	Pts	Avg
1974-75	2	-	11	1	6	.167	-	-	-	5	5	1.000	1	0	1	1	2	0	0	-	0	7	3.5

Davis, Antonio (A.D.) • Forward/Center • 6-9 • 245 • College: Texas-El Paso • Born Oct. 31, 1968 in Oakland, CA

Traded from Chicago, with Eddy Curry, for Tim Thomas, Michael Sweetney, Jermaine Jackson, a 2006 first-round draft choice, second-round draft choices in 2007 and 2009, and the opportunity to exchange 2007 first-round draft choices on Oct. 4, 2005. Traded to Toronto in exchange for forward/guard Jalen Rose, a first-round draft choice and cash considerations on Feb. 3, 2006. Also played for Indiana (1993-94 - 1998-99), Toronto (1999-2000 - 2003-04, 2005-06) and Chicago (2003-04 - 2004-05).

Regular Season																							
Season	G	GS	Min	FG	FGA	Pct.	3P	3PA	Pct.	FT	FTA	Pct.	Off	Def	Tot	Ast	PF	Dq	Stl	TO	Blk	Pts	Avg
2005-06	36	31	749	68	159	.428	0	1,000	45	61	.738	75	97	172	14	99	0	20	43	9	181	5.0	

Davis, Ben • Forward • 6-9 • 240 • College: Arizona • Born Dec. 26, 1972 in Vero Beach, FL

Signed to first of two consecutive 10-day contracts on Feb. 28, 1998. Re-signed for remainder of season on Mar. 20, 1998. Signed as free agent on Jan. 21, 1999. Became free agent following 1998-99 season. Also played for Phoenix (1996-97, 1999-2000).

Regular Season																							
Season	G	GS	Min	FG	FGA	Pct.	3P	3PA	Pct.	FT	FTA	Pct.	Off	Def	Tot	Ast	PF	Dq	Stl	TO	Blk	Pts	Avg
1997-98	7	0	13	2	10	.200	0	0	—	0	0	—	6	0	6	0	3	0	1	0	0	4	0.6
1998-99	8	0	21	7	17	.412	0	0	—	3	6	.500	9	2	11	3	4	0	0	1	0	17	2.1
Totals	15	0	34	9	27	.333	0	0	—	3	6	.500	15	2	17	3	7	0	1	0	21	1.4	

Davis, Hubert (The Maestro) • Guard • 6-5 • 183 • College: North Carolina • Born May 17, 1970 in Winston-Salem, NC

Selected in first round (20th pick overall) of 1992 NBA Draft. Traded to Toronto for 1997 first-round draft choice on Jul. 24, 1996. Also played for Toronto (1996-97), Dallas (1997-98 – 2000-01), Washington (2000-01 - 2001-02), Detroit (2002-03) and New Jersey (2003-04).

Regular Season																							
Season	G	GS	Min	FG	FGA	Pct.	3P	3PA	Pct.	FT	FTA	Pct.	Off	Def	Tot	Ast	PF	Dq	Stl	TO	Blk	Pts	Avg
1992-93	50	2	815	110	251	.438	6	19	.316	43	54	.796	13	43	56	83	11	1	22	45	4	269	5.4
1993-94	56	27	1333	238	505	.471	53	132	.402	85	103	.825	23	44	67	165	118	0	40	76	4	614	11.0
1994-95	82	4	1697	296	617	.480	131	288	.455	97	120	.808	30	80	110	150	146	1	35	87	11	820	10.0
1995-96	74	14	1773	275	566	.486	127	267	.476	112	129	.868	35	88	123	103	120	1	31	63	8	789	10.7
Totals	262	47	5618	919	1939	.474	317	706	.449	337	406	.830	101	255	356	501	455	3	128	271	27	2492	9.5
Playoffs																							
Season	G	GS	Min	FG	FGA	Pct.	3P	3PA	Pct.	FT	FTA	Pct.	Off	Def	Tot	Ast	PF	Dq	Stl	TO	Blk	Pts	Avg
1992-93	7	0	96	14	25	.560	1	2	.500	2	3	.667	1	5	6	5	8	0	6	9	0	31	4.4
1993-94	23	7	396	44	121	.364	10	35	.286	23	32	.719	5	16	21	26	43	0	5	23	3	121	5.3
1994-95	11	0	184	17	48	.354	10	27	.370	2	2	1.000	0	7	7	9	20	0	1	9	5	46	4.2
1995-96	8	0	145	17	31	.548	10	19	.526	9	11	.818	4	8	12	4	12	0	0	7	0	53	6.6
Totals	49	7	821	92	225	.409	31	83	.373	36	48	.750	10	36	46	44	83	0	12	48	8	251	5.1

Davis, Mel (Killer) • Forward • 6-7 • 220 • College: St. John's (NY) • Born Nov. 9, 1950 in New York, NY

Selected in first round (14th pick overall) of 1973 NBA Draft. Waived on Dec. 10, 1976. Also played for N.Y. Nets (1976-77).

Regular Season																							
Season	G	GS	Min	FG	FGA	Pct.	3P	3PA	Pct.	FT	FTA	Pct.	Off	Def	Tot	Ast	PF	Dq	Stl	TO	Blk	Pts	Avg
1973-74	30	0	167	33	95	.347	-	-	-	12	16	.750	17	37	54	8	36	0	3	-	4	78	2.6
1974-75	62	15	903	154	395	.390	-	-	-	48	70	.686	70	251	321	54	105	0	16	-	8	356	5.7
1975-76	42	2	408	76	193	.394	-	-	-	22	29	.759	43	105	148	31	56	0	16	-	5	174	4.1
1976-77	22	7	342	41	110	.373	-	-	-	22	31	.710	30	70	100	24	45	0	9	-	1	104	4.7
Totals	156	24	1820	304	793	.383	-	-	-	104	146	.712	160	463	623	117	242	0	44	-	18	712	4.6
Playoffs																							
Season	G	GS	Min	FG	FGA	Pct.	3P	3PA	Pct.	FT	FTA	Pct.	Off	Def	Tot	Ast	PF	Dq	Stl	TO	Blk	Pts	Avg
1973-74	4	-	12	6	12	.500	-	-	-	0	0	—	2	3	5	0	1	0	0	-	0	12	3.0
1974-75	3	-	28	5	12	.417	-	-	-	2	2	1.000	0	4	4	2	2	0	0	-	0	12	4.0
Totals	7	-	40	11	24	.458	-	-	-	2	2	1.000	2	7	9	2	3	0	-	0	24	3.4	

Davis, Mike • Forward • 6-10 • 230 • College: Maryland • Born Aug. 2, 1956 in Jacksonville, FL

Signed as free agent in Aug. 1982. Waived on Oct. 26, 1982. Signed to first of two consecutive 10-day contracts on Feb. 23, 1983. Signed for remainder of season on Mar. 14, 1983. Waived in Apr. 1983.

Regular Season																							
Season	G	GS	Min	FG	FGA	Pct.	3P	3PA	Pct.	FT	FTA	Pct.	Off	Def	Tot	Ast	PF	Dq	Stl	TO	Blk	Pts	Avg
1982-83	8	0	28	4	10	.400	0	0	—	6	10	.600	3	7	10	0	4	0	0	0	4	14	1.8
Playoffs																							
Season	G	GS	Min	FG	FGA	Pct.	3P	3PA	Pct.	FT	FTA	Pct.	Off	Def	Tot	Ast	PF	Dq	Stl	TO	Blk	Pts	Avg
1982-83	1	0	1	0	0	—	0	0	—	0	0	—	0	0	0	0	0	0	0	0	0	0	0.0

DeBusschere, Dave • Forward • 6-6 • 235 • College: Detroit • Born Oct. 16, 1940 in Detroit, MI • Died May 14, 2003

Traded from Detroit for Walt Bellamy and Howard Komives on Dec. 19, 1968. Retired following 1973-74 season. Also played for Detroit (1962-63 – 1968-69). Elected to Naismith Memorial Basketball Hall of Fame in 1982.

Regular Season																							
Season	G	GS	Min	FG	FGA	Pct.	3P	3PA	Pct.	FT	FTA	Pct.	Off	Def	Tot	Ast	PF	Dq	Stl	TO	Blk	Pts	Avg
1968-69	47	47	1851	317	717	.442	-	-	-	135	198	.682	-	-	535	128	179	5	-	-	-	769	16.4
1969-70	79	79	2627	488	1082	.451	-	-	-	176	256	.688	-	-	790	194	244	2	-	-	-	1152	14.6
1970-71	81	81	2891	523	1243	.421	-	-	-	217	312	.696	-	-	901	220	237	2	-	-	-	1263	15.6
1971-72	80	80	3072	520	1218	.427	-	-	-	193	265	.728	-	-	901	291	215	1	-	-	-	1233	15.4
1972-73	77	77	2827	532	1224	.435	-	-	-	194	260												

Deutsch, Dave • Guard • 6-1 • 170 • College: Rochester • Born May 13, 1945 in Brooklyn, NY

Selected by Seattle in 1967 NBA Expansion draft.

Regular Season

Season	G	GS	Min	FG	FGA	Pct.	3P	3PA	Pct.	FT	FTA	Pct.	Off	Def	Tot	Ast	PF	Dq	Stl	TO	Blk	Pts	Avg
1966-67	19	0	93	6	36	.167	-	-	-	9	20	.450	-	-	21	15	17	0	-	-	-	21	1.1

Playoffs

Season	G	GS	Min	FG	FGA	Pct.	3P	3PA	Pct.	FT	FTA	Pct.	Off	Def	Tot	Ast	PF	Dq	Stl	TO	Blk	Pts	Avg
1966-67	1	-	7	1	5	.200	-	-	-	0	0	—	-	-	3	1	0	0	-	-	-	2	2.0

Doleac, Michael • Center • 6-11 • 262 • College: Utah • Born June 15, 1977 in San Antonio, TX

Signed as free agent on Aug. 7, 2002. Traded to Atlanta as part of three-team deal on Feb. 15, 2004; Knicks acquired Tim Thomas from Milwaukee and Nazr Mohammed from Atlanta; Atlanta acquired Joel Przybilla from Milwaukee; Milwaukee acquired Keith Van Horn from New York. Also played for Orlando (1998-99 – 2000-01), Cleveland (2001-02), Denver (2003-04), Miami (2004-05 – 2006-07) and Minnesota (2007-08).

Regular Season

Season	G	GS	Min	FG	FGA	Pct.	3P	3PA	Pct.	FT	FTA	Pct.	Off	Def	Tot	Ast	PF	Dq	Stl	TO	Blk	Pts	Avg
2002-03	75	0	1041	146	343	.426	0	0	—	36	46	.783	65	154	219	42	150	1	16	49	16	328	4.4
2003-04	46	0	685	100	225	.444	0	0	—	31	36	.861	60	129	189	30	84	1	17	37	30	231	5.0
Totals	121	0	1726	246	568	.433	0	0	—	67	82	.817	125	283	408	72	234	2	33	86	46	559	4.6

Donaldson, James (J.D.) • Center • 7-2 • 278 • College: Washington State • Born Aug. 16, 1957 in Heacham, England

Traded from Dallas for Brian Quinnett on Feb. 20, 1992. Became free agent following 1991-92 season. Rights renounced on Jul. 2, 1992. Also played for Seattle (1980-81 – 1982-83), San Diego/L.A. Clippers (1983-84 – 1985-86), Dallas (1985-86 – 1991-92) and Utah (1992-93, 1994-95).

Regular Season

Season	G	GS	Min	FG	FGA	Pct.	3P	3PA	Pct.	FT	FTA	Pct.	Off	Def	Tot	Ast	PF	Dq	Stl	TO	Blk	Pts	Avg
1991-92	14	0	81	5	18	.278	0	0	—	2	2	1.000	2	17	19	2	17	0	0	7	5	12	0.9

Playoffs

Season	G	GS	Min	FG	FGA	Pct.	3P	3PA	Pct.	FT	FTA	Pct.	Off	Def	Tot	Ast	PF	Dq	Stl	TO	Blk	Pts	Avg
1991-92	2	0	11	2	2	1.000	0	0	—	0	0	—	0	4	4	0	2	0	0	2	1	4	2.0

Donovan, Billy (Billy The Kid) • Guard • 5-11 • 171 • College: Providence • Born May 30, 1965 in Rockville Centre, NY

Signed as free agent on Dec. 11, 1987. Waived on Mar. 28, 1988.

Regular Season

Season	G	GS	Min	FG	FGA	Pct.	3P	3PA	Pct.	FT	FTA	Pct.	Off	Def	Tot	Ast	PF	Dq	Stl	TO	Blk	Pts	Avg
1987-88	44	0	364	44	109	.404	0	7	.000	17	21	.810	5	20	25	87	33	0	16	42	1	105	2.4

Donovan, Harry • Guard • 6-2 • 190 • College: Muhlenberg • Born Sep. 10, 1926 in Union City, NJ

Selected in second round of 1949 NBA Draft.

Regular Season

Season	G	GS	Min	FG	FGA	Pct.	3P	3PA	Pct.	FT	FTA	Pct.	Off	Def	Tot	Ast	PF	Dq	Stl	TO	Blk	Pts	Avg
1949-50	45	-	-	90	275	.327	-	-	-	73	106	.689	-	-	-	38	107	-	-	-	-	253	5.6

Playoffs

Season	G	GS	Min	FG	FGA	Pct.	3P	3PA	Pct.	FT	FTA	Pct.	Off	Def	Tot	Ast	PF	Dq	Stl	TO	Blk	Pts	Avg
1949-50	3	-	-	0	4	.000	-	-	-	2	2	1.000	-	-	-	4	-	-	-	-	-	2	0.7

Douglas, Toney • Guard • 6-2 • 185 • College: Florida State • Born Mar. 16, 1986 in Tampa, FL

Selected by L.A. Lakers in first round (29th overall) of 2009 NBA Draft. Traded from L.A. Lakers for 2011 second-round draft choice and cash considerations on Jun. 25, 2009. Signed to contract on Jul. 9, 2009.

Regular Season

Season	G	GS	Min	FG	FGA	Pct.	3P	3PA	Pct.	FT	FTA	Pct.	Off	Def	Tot	Ast	PF	Dq	Stl	TO	Blk	Pts	Avg
2009-10	56	12	1087	179	391	.458	68	175	.389	55	68	.809	40	68	108	112	116	0	42	55	3	481	8.6

Dudley, Chris (Duds/Dr. Crash) • Center • 6-11 • 260 • College: Yale • Born Feb. 22, 1965 in Stamford, CT

Traded from Portland for 1998 first-round draft choice in three-team deal for 1998 first-round draft choice on Oct. 10, 1997; Knicks traded John Wallace to Toronto for 1998 first-round draft choice; Toronto sent future second-round draft choice to Portland. Traded to Phoenix, with 2001 first-round draft choice, as part of four-team deal on Sep. 20, 2000; Knicks acquired Glen Rice, Travis Knight and 2001 first-round draft choice from L.A. Lakers, Luc Longley from Phoenix and Vladimir Stepania, Lazaro Borrell, Vernon Maxwell, a 2001 first-round draft choice and two 2001 second-round draft choices from Seattle; traded Patrick Ewing to Seattle. Also played for Cleveland (1987-88 – 1989-90), New Jersey (1989-90 – 1992-93), Portland (1993-94 – 1996-97, 2001-02 – 2002-03) and Phoenix (2000-01).

Regular Season

Season	G	GS	Min	FG	FGA	Pct.	3P	3PA	Pct.	FT	FTA	Pct.	Off	Def	Tot	Ast	PF	Dq	Stl	TO	Blk	Pts	Avg
1997-98	51	22	858	58	143	.406	0	0	—	41	92	.446	108	167	275	21	139	4	13	44	51	157	3.1
1998-99	46	16	685	48	109	.440	0	0	—	19	40	.475	79	114	193	7	116	1	13	24	38	115	2.5
1999-00	47	3	459	23	67	.343	0	0	—	9	27	.333	63	73	136	5	95	2	7	18	21	55	1.2
Totals	144	41	2002	129	319	.404	0	0	—	69	159	.434	250	354	604	33	350	7	33	86	110	327	2.3

Playoffs

Season	G	GS	Min	FG	FGA	Pct.	3P	3PA	Pct.	FT	FTA	Pct.	Off	Def	Tot	Ast	PF	Dq	Stl	TO	Blk	Pts	Avg
1997-98	6	3	53	3	9	.333	0	0	—	2	4	.500	6	12	18	0	16	0	2	2	1	8	1.3
1998-99	18	6	294	16	38	.421	0	0	—	11	28	.393	27	55	82	5	63	2	9	9	8	43	2.4
1999-00	5	2	43	1	2	.500	0	0	—	2	2	1.000	5	7	12	2	11	0	1	1	1	4	0.8
Totals	29	11	390	20	49	.408	0	0	—	15	34	.441	38	74	112	7	90	2	12	12	10	55	1.9

Duffy, Bob • Guard • 6-3 • 185 • College: Colgate • Born Sep. 26, 1940 in Cold Springs, NY

Purchased from St. Louis on Nov. 11, 1963. Traded, with Donnis Butcher, to Detroit in three-team deal on Dec. 16, 1963; Cincinnati sent Bob Boozer and cash to New York; Detroit sent Larry Staverman to Cincinnati and Johnny Egan to New York. Also played for St. Louis (1962-63 – 1963-64) and Detroit (1963-64 – 1964-65).

Regular Season

Season	G	GS	Min	FG	FGA	Pct.	3P	3PA	Pct.	FT	FTA	Pct.	Off	Def	Tot	Ast	PF	Dq	Stl	TO	Blk	Pts	Avg
1963-64	4	-	50	5	19	.263	-	-	-	6	8	.750	-	-	6	5	0	0	-	-	-	16	4.0

Duhon, Chris (C-Du) • Guard • 6-1 • 185 • College: Duke • Born Aug. 31, 1982 in Mamou, LA

Signed as free agent on Jul. 9, 2009. Became free agent following 2009-10 season. Also played for Chicago (2004-05 – 2007-08).

Regular Season

Season	G	GS	Min	FG	FGA	Pct.	3P	3PA	Pct.	FT	FTA	Pct.	Off	Def	Tot	Ast	PF	Dq	Stl	TO	Blk	Pts	Avg
2008-09	79	78	2906	287	681	.421	127	325	.391	179	209	.856	45	201	246	566	126	1	72	221	7	880	11.1
2009-10	67	59	2072	168	251	.373	90	258	.349	68	95	.716	28	150	178	378	83	0	59	110	3	494	7.4
Totals	146	137	4978	455	1132	.402	217	583	.372	247	304	.813	73	351	424	944	209	1	131	331	10	1374	9.4

Dukes, Walter • Center • 7-0 • 220 • College: Seton Hall • Born Jun. 23, 1930 in Youngstown, OH • Died Mar. 14, 2001

Selected in first round (eighth overall – territorial choice) of 1953 NBA Draft. Purchased from the Harlem Globetrotters on Sep. 30, 1955. Traded to Minneapolis, with draft rights to Burdette Haldorson, for Slater Martin, Jerry Bird and a player to be named later on Oct. 26, 1956. Also played for Harlem Globetrotters (1953-54 – 1954-55), Minneapolis (1956-57) and Detroit (1957-58 – 1962-63).

Regular Season

Season	G	GS	Min	FG	FGA	Pct.	3P	3PA	Pct.	FT	FTA	Pct.	Off	Def	Tot	Ast	PF	Dq	Stl	TO	Blk	Pts	Avg
1955-56	60	-	1290	149	370	.403	-	-	-	167	236	.708	-	-	443	39	211	12	-	-	-	465	7.8

Eddie, Patrick • Center • 6-11 • 240 • College: Mississippi • Born Dec. 27, 1967 in Milwaukee, WI

Signed as free agent on Aug. 14, 1991. Became free agent following 1991-92 season.

Regular Season

Season	G	GS	Min	FG	FGA	Pct.	3P	3PA	Pct.	FT	FTA	Pct.	Off	Def	Tot	Ast	PF	Dq	Stl	TO	Blk	Pts	Avg
1991-92	4	0	13	2	9	.222	0	0	—	0	0	—	0	1	1	0	3	0	0	0	0	4	1.0

Egan, Johnny • Guard • 6-0 • 180 • College: Providence • Born Jan. 31, 1939 in Hartford, CT

Traded from Detroit in three-team deal on Dec. 16, 1963; New York sent Donnis Butcher and Bob Duffy to Detroit; Cincinnati sent Bob Boozer and cash to New York; Detroit sent Larry Staverman to Cincinnati. Traded to Baltimore, with Johnny Green, Jim Barnes and cash, for Walt Bellamy on Nov. 1, 1965. Also played for Detroit (1961-62 – 1963-64), Baltimore (1965-66 – 1967-68), L.A. Lakers (1968-69 – 1969-70) Cleveland (1970-71) and San Diego/Houston (1970-71 – 1971-72).

Regular Season

Season	G	GS	Min	FG	FGA	Pct.	3P	3PA	Pct.	FT	FTA	Pct.	Off	Def	Tot	Ast	PF	Dq	Stl	TO	Blk	Pts	Avg
1963-64	42	-	1488	229	502	.456	-	-	-	136	175	.777	-	-	129	242	104	1	-	-	-	594	14.1
1964-65	74	26	1664	258																			

Ellefson, Ray • Forward • 6-8 • 230 • College: West Texas A&M • Born Nov. 18, 1922 in Brookings, SD • Died Oct. 7, 1994
 Traded from Rochester for Paul Noel on Aug. 15, 1950. Also played for Minneapolis (1948-49) and Waterloo (1948-49).

Regular Season

Season	G	GS	Min	FG	FGA	Pct.	3P	3PA	Pct.	FT	FTA	Pct.	Off	Def	Tot	Ast	PF	Dq	Stl	TO	Blk	Pts	Avg
1950-51	3	-	-	0	4	.000	-	-	-	4	4	1.000	-	-	8	0	6	0	-	-	-	4	1.3

Elmore, Len • Center • 6-10 • 220 • College: Maryland • Born Mar. 28, 1952 in New York, NY
 Signed as veteran free agent on Jun. 22, 1983; New Jersey matched offer and traded for 1983 second-round draft choice on Jun. 22, 1983. Retired following 1983-84 season. Also played for Indiana of ABA (1974-75 – 1975-76), Indiana (1976-77 – 1978-79), Kansas City (1979-80), Milwaukee (1980-81) and New Jersey (1981-82 – 1982-83).

Regular Season

Season	G	GS	Min	FG	FGA	Pct.	3P	3PA	Pct.	FT	FTA	Pct.	Off	Def	Tot	Ast	PF	Dq	Stl	TO	Blk	Pts	Avg
1983-84	65	5	832	64	157	.408	0	0	—	27	38	.711	62	103	165	30	153	3	29	46	30	155	2.4

Ewing, Patrick (The Big Fella) • Center • 7-0 • 255 • College: Georgetown • Born Aug. 5, 1962 in Kingston, Jamaica
 Selected in first round (first pick overall) in 1985 NBA Draft. Traded to Seattle as part of four-team deal on Sep. 20, 2000. Knicks acquired Glen Rice, Travis Knight and 2001 first-round draft choice from L.A. Lakers, Luc Longley from Phoenix and Vladimir Stepania, Lazaro Borrell, Vernon Maxwell, 2001 first-round draft choice and two 2001 second-round draft choices from Seattle; sent Chris Dudley and 2001 first-round draft choice to Phoenix. Also played for Seattle (2000-01) and Orlando (2001-02). Elected to Naismith Memorial Basketball Hall of Fame in 2008.

Regular Season

Season	G	GS	Min	FG	FGA	Pct.	3P	3PA	Pct.	FT	FTA	Pct.	Off	Def	Tot	Ast	PF	Dq	Stl	TO	Blk	Pts	Avg
1985-86	50	50	1771	386	814	.474	0	5	.000	226	306	.739	124	327	451	102	191	7	54	172	103	998	20.0
1986-87	63	63	2206	530	1053	.503	0	7	.000	296	415	.713	157	398	555	104	248	5	89	229	147	1356	21.5
1987-88	82	82	2546	656	1183	.555	0	3	.000	341	476	.716	245	431	676	125	332	5	104	287	245	1653	20.2
1988-89	80	80	2896	727	1282	.567	0	6	.000	361	484	.746	213	527	740	188	311	5	117	266	281	1815	22.7
1989-90	82	82	3165	922	1673	.551	1	4	.250	502	648	.775	235	658	893	182	325	7	78	278	327	2347	28.6
1990-91	81	81	3104	845	1645	.514	0	6	.000	464	623	.745	194	711	905	244	287	3	80	291	258	2154	26.6
1991-92	82	82	3150	796	1525	.522	1	6	.167	377	511	.738	228	693	921	156	277	2	88	209	245	1970	24.0
1992-93	81	81	3003	779	1550	.503	1	7	.143	400	556	.719	191	789	980	151	286	2	74	265	161	1959	24.2
1993-94	79	79	2972	745	1503	.496	4	14	.286	445	582	.765	219	666	885	179	275	3	90	260	217	1939	24.5
1994-95	79	79	2920	730	1452	.503	6	21	.286	420	560	.750	157	710	867	212	272	3	68	256	159	1886	23.9
1995-96	76	76	2783	678	1456	.466	4	28	.143	351	461	.761	157	649	806	160	247	2	68	221	184	1711	22.5
1996-97	78	78	2887	655	1342	.488	2	9	.222	439	582	.754	175	659	834	156	250	2	69	269	189	1751	22.4
1997-98	26	26	848	203	403	.504	0	2	.000	134	186	.720	59	206	265	28	74	0	16	77	58	540	20.8
1998-99	38	38	1300	247	568	.435	0	2	.000	163	231	.706	74	303	377	43	105	1	30	99	100	657	17.3
1999-00	62	62	2035	361	775	.466	0	2	.000	207	283	.731	140	464	604	58	196	1	36	142	84	929	15.0
Totals	1039	1039	37586	9260	18224	.508	19	122	.156	5126	6904	.742	2568	8191	10759	2088	3676	48	1061	3321	27582	3665	22.8

Playoffs

Season	G	GS	Min	FG	FGA	Pct.	3P	3PA	Pct.	FT	FTA	Pct.	Off	Def	Tot	Ast	PF	Dq	Stl	TO	Blk	Pts	Avg
1987-88	4	4	153	28	57	.491	0	0	—	19	22	.864	16	35	51	10	17	0	6	11	13	75	18.8
1988-89	9	9	340	70	144	.486	0	0	—	39	52	.750	23	67	90	20	35	0	9	15	18	179	19.9
1989-90	10	10	395	114	219	.521	1	2	.500	65	79	.823	21	84	105	31	41	0	13	27	20	294	29.4
1990-91	3	3	110	18	45	.400	0	0	—	14	18	.778	2	28	30	6	12	0	1	11	5	50	16.7
1991-92	12	12	482	109	239	.456	0	1	.000	54	73	.740	33	100	133	27	49	1	7	23	31	272	22.7
1992-93	15	15	604	165	322	.512	1	1	1.000	51	80	.638	43	121	164	36	60	2	17	39	31	382	25.5
1993-94	25	25	1032	210	481	.437	4	11	.364	123	163	.755	88	205	293	65	94	1	32	83	76	547	21.9
1994-95	11	11	399	80	156	.513	1	3	.333	48	70	.686	17	89	106	27	51	1	6	30	25	209	19.0
1995-96	8	8	328	65	137	.474	1	2	.500	41	63	.651	11	74	85	15	22	0	1	30	25	172	21.5
1996-97	9	9	357	88	167	.527	0	1	.000	27	42	.643	26	69	95	17	30	0	3	27	22	203	22.6
1997-98	4	4	132	20	56	.357	0	0	—	16	27	.593	9	23	32	5	16	0	3	10	5	56	14.0
1998-99	11	11	347	58	135	.430	0	0	—	28	36	.778	14	82	96	6	35	0	7	10	8	144	13.1
1999-00	14	14	461	71	170	.418	0	0	—	62	89	.697	29	104	133	6	48	0	16	27	20	204	14.6
Totals	135	135	5140	1096	2328	.471	8	22	.364	587	814	.721	332	1081	1413	271	510	5	121	343	299	2787	20.6

NBA All-Star

Season	Min	FG	FGA	Pct.	3P	3PA	Pct.	FT	FTA	Pct.	Off	Def	Tot	Ast	PF	Dq	Stl	TO	Blk	Pts		
1986	16	4	8	.500	0	0	—	1	1	1.000	1	5	6	0	1	0	0	1	1	9		
1988	17	2	8	.250	0	0	—	0	4	.000	1	5	6	2	2	0	1	3	2	4		
1989	27	5	9	.556	0	0	—	2	2	1.000	1	9	10	1	5	0	1	5	5	12		
1990	30	8	10	.800	0	0	—	2	2	1.000	2	8	10	0	5	0	1	2	4	18		
1991	17	4	7	.571	0	0	—	2	5	.400	2	2	4	0	3	0	2	2	2	10		
1992	25	7	11	.636	0	0	—	1	1	1.000	3	7	10	1	4	0	2	4	2	15		
1993	24	7	15	.467	0	0	—	6	7	.857	4	4	8	1	2	0	0	1	0	20		
1994	22	4	7	.571	0	0	—	2	2	1.000	0	3	3	1	3	0	1	5	0	10		
1995	12	3	7	.429	0	0	—	2	2	1.000	1	2	3	1	2	0	3	0	1	8		
1996																						
1997																						
Totals	190	44	82	.537	0	0	—	18	26	.692	15	45	60	7	27	0	11	23	16	106		



George Kalinsky for Madison Square Garden

Farmer, Mike • Forward • 6-7 • 210 • College: San Francisco • Born Sep. 26, 1936 in Oklahoma City, OK
 Selected in first round (third pick overall) of 1958 NBA Draft. Sold to Cincinnati on Nov. 14, 1960. Also played for Cincinnati (1960-61) and St. Louis (1962-63 – 1964-65).

Regular Season																							
Season	G	GS	Min	FG	FGA	Pct.	3P	3PA	Pct.	FT	FTA	Pct.	Off	Def	Tot	Ast	PF	Dq	Stl	TO	Blk	Pts	Avg
1958-59	72	-	1545	176	498	.353	-	-	-	83	99	.838	-	-	315	66	152	1	-	-	-	435	6.0
1959-60	67	-	1517	212	568	.373	-	-	-	70	83	.843	-	-	385	57	130	1	-	-	-	494	7.4
1960-61	2	-	6	0	1	.000	-	-	-	0	0	—	-	-	2	0	2	0	-	-	-	0	0.0
Totals	141	-	3068	388	1067	.364	-	-	-	153	182	.841	-	-	702	123	284	2	-	-	-	929	6.6

Playoffs																							
Season	G	GS	Min	FG	FGA	Pct.	3P	3PA	Pct.	FT	FTA	Pct.	Off	Def	Tot	Ast	PF	Dq	Stl	TO	Blk	Pts	Avg
1958-59	2	-	34	5	17	.294	-	-	-	2	5	.400	-	-	10	0	-	-	0	-	0	12	6.0

Felix, Ray • Center • 6-11 • 220 • College: Long Island University • Born Dec. 10, 1930 in New York, NY • Died Jul. 28, 1991
 Traded from Baltimore, with Chuck Grigsby, for Connie Simmons and Al McGuire on Sep. 17, 1954. Signed on Oct. 26, 1954. Waived on Jan. 11, 1960. Traded to Minneapolis, with cash and future draft choice, for Dick Garmaker and 1960 second-round draft choice on Jan. 24, 1960. Also played for Baltimore (1953-54), Minneapolis/L.A. Lakers (1959-60 - 1961-62).

Regular Season																							
Season	G	GS	Min	FG	FGA	Pct.	3P	3PA	Pct.	FT	FTA	Pct.	Off	Def	Tot	Ast	PF	Dq	Stl	TO	Blk	Pts	Avg
1954-55	72	-	2024	364	832	.438	-	-	-	310	498	.622	-	-	818	67	286	11	-	-	-	1038	14.4
1955-56	72	-	1702	277	668	.415	-	-	-	331	469	.706	-	-	623	47	293	13	-	-	-	885	12.3
1956-57	72	-	1622	295	709	.416	-	-	-	277	371	.747	-	-	587	36	284	9	-	-	-	867	12.0
1957-58	72	-	1709	304	688	.442	-	-	-	271	389	.697	-	-	747	52	283	12	-	-	-	879	12.2
1958-59	72	-	1588	260	700	.371	-	-	-	229	321	.713	-	-	569	49	275	9	-	-	-	749	10.4
1959-60	16	-	186	31	94	.330	-	-	-	19	33	.576	-	-	82	2	44	0	-	-	-	81	5.1
Totals	376	-	8831	1531	3691	.415	-	-	-	1437	2081	.691	-	-	3426	253	3723	54	-	-	-	4499	12.0

Playoffs																							
Season	G	GS	Min	FG	FGA	Pct.	3P	3PA	Pct.	FT	FTA	Pct.	Off	Def	Tot	Ast	PF	Dq	Stl	TO	Blk	Pts	Avg
1954-55	3	-	63	2	16	.125	-	-	-	13	21	.619	-	-	12	1	6	0	-	-	-	17	5.7
1958-59	2	-	45	12	28	.429	-	-	-	2	4	.500	-	-	23	2	12	2	-	-	-	26	13.0
Totals	5	-	108	14	44	.318	-	-	-	15	25	.600	-	-	35	3	18	2	-	-	-	43	8.6

Fernsten, Eric • Center • 6-10 • 205 • College: San Francisco • Born Nov. 1, 1953 in Oakland, CA
 Signed as free agent on Sep. 28, 1983. Became free agent following 1983-84 season. Also played for Cleveland (1975-76), Chicago (1975-76 – 1976-77) and Boston (1979-80 – 1981-82).

Regular Season																							
Season	G	GS	Min	FG	FGA	Pct.	3P	3PA	Pct.	FT	FTA	Pct.	Off	Def	Tot	Ast	PF	Dq	Stl	TO	Blk	Pts	Avg
1983-84	32	0	402	29	52	.558	0	0	—	25	34	.735	29	57	86	11	49	0	16	19	8	83	2.6

Playoffs																							
Season	G	GS	Min	FG	FGA	Pct.	3P	3PA	Pct.	FT	FTA	Pct.	Off	Def	Tot	Ast	PF	Dq	Stl	TO	Blk	Pts	Avg
1983-84	2	-	3	1	2	.500	0	0	—	0	0	—	0	0	0	0	0	0	0	0	0	2	1.0

Fillmore, Greg • Center • 7-1 • 250 • College: Cheyney State • Born Mar. 7, 1947 in Philadelphia, PA
 Selected in eighth round (136th pick overall) of 1970 NBA Draft. Waived on Jul. 11, 1972.

Regular Season																							
Season	G	GS	Min	FG	FGA	Pct.	3P	3PA	Pct.	FT	FTA	Pct.	Off	Def	Tot	Ast	PF	Dq	Stl	TO	Blk	Pts	Avg
1970-71	39	3	271	45	102	.441	-	-	-	13	27	.481	-	-	93	17	80	0	-	-	-	103	2.6
1971-72	10	0	67	7	27	.259	-	-	-	1	3	.333	-	-	15	3	17	0	-	-	-	15	1.5
Totals	49	3	338	52	129	.403	-	-	-	14	30	.467	-	-	108	20	97	0	-	-	-	118	2.4

Fish, Matt • Center • 6-11 • 235 • College: UNC Wilmington • Born Nov. 18, 1969 in Washington, IA
 Signed to 10-day contract on Feb. 24, 1996. Waived on Mar. 5, 1996. Also played for L.A. Clippers (1994-95), Denver (1995-96), Washington (1996-97) and Miami (1996-97).

Regular Season																							
Season	G	GS	Min	FG	FGA	Pct.	3P	3PA	Pct.	FT	FTA	Pct.	Off	Def	Tot	Ast	PF	Dq	Stl	TO	Blk	Pts	Avg
1995-96	2	1	17	6	10	.600	0	0	—	0	1	.000	3	0	3	1	3	0	0	0	1	12	6.0

Fitzgerald, Bob • Forward • 6-5 • 190 • College: Fordham • Born Mar. 14, 1923 in Queens, NY • Died Jul. 1, 1983
 Signed on Jan. 24, 1947. Also played for Toronto (1946-47), Syracuse (1947-48) and Rochester (1948-49).

Regular Season																							
Season	G	GS	Min	FG	FGA	Pct.	3P	3PA	Pct.	FT	FTA	Pct.	Off	Def	Tot	Ast	PF	Dq	Stl	TO	Blk	Pts	Avg
1946-47	29	-	23	121	190	.190	-	-	-	36	60	.600	-	-	9	67	-	-	-	-	-	82	2.8

Playoffs																							
Season	G	GS	Min	FG	FGA	Pct.	3P	3PA	Pct.	FT	FTA	Pct.	Off	Def	Tot	Ast	PF	Dq	Stl	TO	Blk	Pts	Avg
1946-47	5	-	1	9	111	.111	-	-	-	3	4	.750	-	-	1	0	-	-	-	-	-	5	1.0

Fleishman, Jerome (Jery) • Guard • 6-2 • 190 • College: New York University • Born Feb. 14, 1922 in Brooklyn, NY • Died Jun. 20, 2007
 Added to playoff roster via NBA approval for 1953 NBA Playoffs due to manpower shortage. Also played for Philadelphia (1946-47 – 1949-50, 1952-53).

Playoffs																							
Season	G	GS	Min	FG	FGA	Pct.	3P	3PA	Pct.	FT	FTA	Pct.	Off	Def	Tot	Ast	PF	Dq	Stl	TO	Blk	Pts	Avg
1952-53	2	-	26	2	3	.667	-	-	-	6	13	.462	-	-	5	7	-	-	-	-	-	10	5.0

Fogle, Larry • Forward • 6-5 • 208 • College: Canisius • Born Mar. 19, 1953 in Brooklyn, NY
 Selected in second round (34th pick overall) in the 1975 NBA Draft. Waived on Dec. 2, 1975.

Regular Season																							
Season	G	GS	Min	FG	FGA	Pct.	3P	3PA	Pct.	FT	FTA	Pct.	Off	Def	Tot	Ast	PF	Dq	Stl	TO	Blk	Pts	Avg
1975-76	2	0	14	1	5	.200	-	-	-	0	0	—	1	2	3	0	4	0	1	-	0	2	1.0

Foley, Jack (The Shot) • Forward • 6-5 • 185 • College: Holy Cross • Born Apr. 19, 1939 in Worcester, MA
 Purchased from Boston on Jan. 22, 1963. Also played for Boston (1962-63).

Regular Season																							
Season	G	GS	Min	FG	FGA	Pct.	3P	3PA	Pct.	FT	FTA	Pct.	Off	Def	Tot	Ast	PF	Dq	Stl	TO	Blk	Pts	Avg
1962-63	6	-	37	7	25	.280	-	-	-	7	7	1.000	-	-	9	5	5	0	-	-	-	21	3.5

Francis, Steve (City, Franchise, Wink) • Guard • 6-3 • 195 • College: Maryland • Born Feb. 21, 1977 in Washington, D.C.
 Traded from Orlando, for Anfernee Hardaway and Trevor Ariza on Feb. 22, 2006. Traded to Portland, with Channing Frye, for Dan Dickau, Fred Jones and Zach Randolph on Jun. 28, 2007. Also played for Houston (1999-2000 – 2003-04, 2007-08) and Orlando (2004-05 – 2005-06).

Regular Season																							
Season	G	GS	Min	FG	FGA	Pct.	3P	3PA	Pct.	FT	FTA	Pct.	Off	Def	Tot	Ast	PF	Dq	Stl	TO	Blk	Pts	Avg
2005-06	24	15	659	84	190	.442	7	13	.538	83	109	.761	14	57	71	83	62	0	23	58	6	258	10.8
2006-07	44	30	1237	140	343	.408	42	111	.378	175	211	.829	33	124	157	170	126	4	41	100	12	497	11.3
Totals	68	45	1896	224	533	.420	49	124	.395	258	320	.806	47	181	228	253	188	4	64	158	18	755	11.1

Frazier, Walt (Clyde) • Guard • 6-4 • 205 • College: Southern Illinois • Born Mar. 29, 1945 in Atlanta, GA
 Selected in first round (fifth pick overall) of 1967 NBA Draft. Signed on Jun. 22, 1967. Traded to Cleveland as compensation for signing veteran free agent Jim Clemons on Oct. 7, 1977. Also played for Cleveland (1977-78 - 1979-80). Elected to Naismith Memorial Basketball Hall of Fame in 1987.

Regular Season																							
Season	G	GS	Min	FG	FGA	Pct.	3P	3PA	Pct.	FT	FTA	Pct.	Off	Def	Tot	Ast	PF	Dq	Stl	TO	Blk	Pts	Avg
1967-68	74	15	1588	256	568	.451	-	-	-	154	235	.655	-	-	313	305	199	2	-	-	-	666	9.0
1968-69	80	55	2949	531	1052	.505	-	-	-	341	457	.746	-	-	499	635	245	2	-	-	-	1403	17.5
1969-70	77	77	3040	600	1158	.518	-	-	-	409	547	.748	-	-	465	629	203	1	-	-	-	1609	20.9
1970-71	80	80	3455	651	1317	.494	-	-	-	434	557	.779	-	-	544	536	240						



Dick Raphael, NBAE/Getty Images

Frey, Frido • Guard • 6-2 • 195 • College: Long Island University • Born Oct. 26, 1921 in Germany • Died May 16, 2000
 Purchased from Brooklyn Gothams of American Basketball League.

		Regular Season																					
Season	G	GS	Min	FG	FGA	Pct.	3P	3PA	Pct.	FT	FTA	Pct.	Off	Def	Tot	Ast	PF	Dq	Stl	TO	Blk	Pts	Avg
1946-47	23	-	-	28	97	.289	-	-	-	32	56	.571	-	-	-	14	37	-	-	-	-	88	3.8

		Playoffs																					
Season	G	GS	Min	FG	FGA	Pct.	3P	3PA	Pct.	FT	FTA	Pct.	Off	Def	Tot	Ast	PF	Dq	Stl	TO	Blk	Pts	Avg
1946-47	5	-	-	3	19	.158	-	-	-	4	11	.364	-	-	-	7	11	-	-	-	-	10	2.0

Friend, Larry • Guard • 6-4 • 195 • College: California • Born Apr. 14, 1935 in Chicago, IL • Died Feb. 27, 1998
 Selected in second round (13th pick overall) of 1957 NBA Draft. Waived on Feb. 6, 1958.

		Regular Season																					
Season	G	GS	Min	FG	FGA	Pct.	3P	3PA	Pct.	FT	FTA	Pct.	Off	Def	Tot	Ast	PF	Dq	Stl	TO	Blk	Pts	Avg
1957-58	44	-	569	74	226	.327	-	-	-	27	41	.659	-	-	106	47	54	0	-	-	-	175	4.0

Frye, Channing • Forward/Center • 6-11 • 245 • College: Arizona • Born May 17, 1983 in White Plains, NY
 Selected in first round (eighth pick overall) of 2005 NBA Draft. Signed to contract on Jul. 2, 2005. Traded to Portland, with Steve Francis, for Dan Dickau, Fred Jones and Zach Randolph on Jun. 28, 2007. Also played for Portland (2007-08 - 2008-09) and Phoenix (2009-10).

		Regular Season																					
Season	G	GS	Min	FG	FGA	Pct.	3P	3PA	Pct.	FT	FTA	Pct.	Off	Def	Tot	Ast	PF	Dq	Stl	TO	Blk	Pts	Avg
2005-06	65	14	1572	305	640	.477	3	9	.333	189	229	.825	138	236	374	53	200	3	30	97	47	802	12.3
2006-07	72	59	1896	298	689	.433	3	18	.167	85	108	.787	91	304	395	67	216	3	36	100	42	684	9.5
Totals	137	73	3469	603	1329	.454	6	27	.222	274	337	.813	229	540	769	120	416	6	66	197	89	1486	10.8

Gaines, Corey • Guard • 6-4 • 195 • College: Loyola Marymount • Born Jun. 1, 1965 in Los Angeles, CA
 Signed as free agent on Dec. 19, 1993. Became free agent following 1993-94 season. Also played for New Jersey (1988-89), Philadelphia (1989-90, 1994-95) and Denver (1990-1991).

		Regular Season																					
Season	G	GS	Min	FG	FGA	Pct.	3P	3PA	Pct.	FT	FTA	Pct.	Off	Def	Tot	Ast	PF	Dq	Stl	TO	Blk	Pts	Avg
1993-94	18	0	78	9	20	.450	2	5	.400	13	15	.867	3	10	13	30	12	0	2	5	0	33	1.8


		Playoffs																					
Season	G	GS	Min	FG	FGA	Pct.	3P	3PA	Pct.	FT	FTA	Pct.	Off	Def	Tot	Ast	PF	Dq	Stl	TO	Blk	Pts	Avg
1993-94	4	0	28	0	4	.000	0	1	.000	0	0	—	0	2	2	2	4	0	0	0	0	0	0.0

Gallatin, Harry (Harry The Horse) • F/C • 6-6 • 215 • College: Northeast Missouri State • Born Apr. 26, 1927 in Wood River, IL
 Selected in 1948 BAA Draft. Re-signed on Aug. 7, 1956. Re-signed on Sep. 23, 1950, Jun. 22, 1953, Aug. 2, 1954, Aug. 8, 1955 & Aug. 7, 1956. Traded, with rights to Dick Atha and Nat Clifton, to Detroit for Mel Hutchins and first-round draft choice on Apr. 3, 1957. Also played for Detroit (1957-58). Elected to Naismith Memorial Basketball Hall of Fame in 1991.

		Regular Season																					
Season	G	GS	Min	FG	FGA	Pct.	3P	3PA	Pct.	FT	FTA	Pct.	Off	Def	Tot	Ast	PF	Dq	Stl	TO	Blk	Pts	Avg
1948-49	52	-	-	157	479	.328	-	-	-	120	169	.710	-	-	-	63	127	-	-	-	-	434	8.3
1949-50	68	-	-	263	664	.396	-	-	-	277	366	.757	-	-	-	56	215	-	-	-	-	803	11.8
1950-51	66	-	-	293	705	.416	-	-	-	259	354	.732	-	-	800	180	244	4	-	-	-	845	12.8
1951-52	66	-	1931	233	527	.442	-	-	-	275	341	.806	-	-	661	115	223	5	-	-	-	741	11.2
1952-53	70	-	2333	282	635	.444	-	-	-	301	430	.700	-	-	916	126	224	6	-	-	-	865	12.4
1953-54	72	-	2690	258	639	.404	-	-	-	433	552	.784	-	-	1098	153	208	2	-	-	-	949	13.2
1954-55	72	-	2548	330	859	.384	-	-	-	393	483	.814	-	-	995	176	206	5	-	-	-	1053	14.6
1955-56	72	-	2378	322	834	.386	-	-	-	358	455	.787	-	-	740	168	220	6	-	-	-	1002	13.9
1956-57	72	-	1943	332	817	.406	-	-	-	415	519	.800	-	-	725	85	202	1	-	-	-	1079	15.0
Totals	610	-	13823	2470	6159	.401	-	-	-	2831	3669	.772	-	-	5935	1122	1869	29	-	-	-	7771	12.7

		Playoffs																					
Season	G	GS	Min	FG	FGA	Pct.	3P	3PA	Pct.	FT	FTA	Pct.	Off	Def	Tot	Ast	PF	Dq	Stl	TO	Blk	Pts	Avg
1948-49	6	-	-	20	56	.357	-	-	-	32	39	.821	-	-	-	10	31	-	-	-	-	72	12.0
1949-50	5	-	-	20	52	.385	-	-	-	25	32	.781	-	-	-	6	23	-	-	-	-	65	13.0
1950-51	14	-	-	49	140	.350	-	-	-	67	87	.770	-	-	163	26	57	3	-	-	-	165	11.8
1951-52	14	-	471	50	122	.410	-	-	-	51	66	.773	-	-	134	19	45	1	-	-	-	151	10.8
1952-53	11	-	303	36	86	.419	-	-	-	44	59	.746	-	-	120	15	29	0	-	-	-	116	10.5
1953-54	4	-	151	16	35	.457	-	-	-	22	31	.710	-	-	61	6	12	0	-	-	-	54	13.5
1954-55	3	-	108	19	42	.452	-	-	-	17	22	.773	-	-	44	7	11	0	-	-	-	55	18.3
Totals	57	-	1033	210	533	.394	-	-	-	258	336	.768	-	-	522	89	208	4	-	-	-	678	11.9

		NBA All-Star																		
Season	Min	FG	FGA	Pct.	3P	3PA	Pct.	FT	FTA	Pct.	Off	Def	Tot	Ast	PF	Dq	Stl	TO	Blk	Pts
1951	-	2	4	.500	-	-	-	1	1	1.000	-	-	5	2	4	0	-	-	-	5
1952	22	3	5	.600	-	-	-	1	4	.250	-	-	9	3	3	0	-	-	-	7
1953	19	1	4	.250	-	-	-	1	2	.500	-	-	3	2	1	0	-	-	-	3
1954	28	0	2	.000	-	-	-	5	6	.833	-	-	18	3	0	0	-	-	-	5
1955	36	4	7	.571	-	-	-	5	5	1.000	-	-	14	3	2	0	-	-	-	13
1956	30	5	12	.417	-	-	-	6	7	.857	-	-	5	2	4	0	-	-	-	16
1957	24	4	7	.571	-	-	-	0	2	.000	-	-	11	1	3	0	-	-	-	8
Totals	159	19	41	.463	-	-	-	19	27	.704	-	-	65	16	17	0	-	-	-	57



NBAE

Gallinari, Danilo (Gallo, The Rooster) • Forward • 6-10 • 225 • College: none • Born Aug. 8, 1988 in Milan, Italy
 Selected in first round (sixth pick overall) of 2008 NBA Draft. Signed to contract on Jul. 8, 2008.

Regular Season

Season	G	GS	Min	FG	FGA	Pct.	3P	3PA	Pct.	FT	FTA	Pct.	Off	Def	Tot	Ast	PF	Dq	Stl	TO	Blk	Pts	Avg
2008-09	28	2	412	56	125	.448	32	72	.444	26	27	.963	13	42	55	15	48	1	14	15	4	170	6.1
2009-10	81	74	2747	392	927	.423	186	488	.381	251	307	.818	65	333	398	135	191	1	75	110	58	1221	15.1
Totals	109	76	3159	448	1052	.426	218	560	.389	277	334	.829	78	375	453	150	239	2	89	125	62	1391	12.8

Garmaker, Dick • Guard • 6-3 • 205 • College: Minnesota • Born Oct. 29, 1932 in Hibbing, MN

Traded from Minneapolis, with a 1960 second-round draft choice, for Ray Felix, cash and a future draft choice on Jan. 24, 1960. Retired on Sep. 12, 1961. Also played for Minneapolis (1955-56 - 1959-60).

Regular Season

Season	G	GS	Min	FG	FGA	Pct.	3P	3PA	Pct.	FT	FTA	Pct.	Off	Def	Tot	Ast	PF	Dq	Stl	TO	Blk	Pts	Avg
1959-60	27	-	745	125	290	.431	-	-	-	86	100	.860	-	-	124	73	59	0	-	-	-	336	12.4
1960-61	71	-	2238	415	943	.440	-	-	-	275	358	.768	-	-	277	220	240	2	-	-	-	1105	15.6
Totals	98	-	2983	540	1233	.438	-	-	-	361	458	.788	-	-	401	293	299	2	-	-	-	1441	14.7

Garrett, Dick • Guard • 6-3 • 185 • College: Southern Illinois • Born Jan. 31, 1947 in Centralia, IL

Signed as free agent on Oct. 23, 1973. Waived on Dec. 26, 1973. Also played for L.A. Lakers (1969-70), Buffalo (1970-71) and Milwaukee (1973-74).

Regular Season

Season	G	GS	Min	FG	FGA	Pct.	3P	3PA	Pct.	FT	FTA	Pct.	Off	Def	Tot	Ast	PF	Dq	Stl	TO	Blk	Pts	Avg
1973-74	25	0	239	32	91	.352	-	-	-	10	13	.769	10	16	26	14	41	0	7	-	1	74	3.0

George, Jack • Guard • 6-3 • 190 • College: LaSalle • Born Nov. 13, 1928 in Swissvale, PA • Died Jan. 30, 1989

Traded from Philadelphia for Guy Sparrow in Jan. 1959. Re-signed on Aug. 31, 1959. Waived on Jan. 11, 1960. Also played for Philadelphia (1953-54 - 1958-59).

Regular Season

Season	G	GS	Min	FG	FGA	Pct.	3P	3PA	Pct.	FT	FTA	Pct.	Off	Def	Tot	Ast	PF	Dq	Stl	TO	Blk	Pts	Avg
1958-59	25	-	485	62	173	.358	-	-	-	42	51	.824	-	-	82	55	54	0	-	-	-	166	6.6
1959-60	69	-	1504	250	650	.385	-	-	-	155	202	.767	-	-	192	240	148	1	-	-	-	655	9.5
1960-61	16	-	268	31	93	.333	-	-	-	20	30	.667	-	-	32	39	37	0	-	-	-	82	5.1
Totals	110	-	2257	343	916	.374	-	-	-	217	283	.767	-	-	306	334	239	1	-	-	-	903	8.2

Playoffs

Season	G	GS	Min	FG	FGA	Pct.	3P	3PA	Pct.	FT	FTA	Pct.	Off	Def	Tot	Ast	PF	Dq	Stl	TO	Blk	Pts	Avg
1958-59	2	-	31	4	12	.333	-	-	-	0	0	-	-	-	4	3	4	0	-	-	-	8	4.0

Gianelli, John • Center • 6-10 • 220 • College: Pacific • Born Jun. 10, 1950 in Stockton, CA

Purchased from Houston on Sep. 19, 1972. Traded, with cash, to Buffalo for Bob McAdoo and Tom McMillen on Dec. 9, 1976. Also played for Buffalo (1976-77), Milwaukee (1977-78 - 1978-79) and Utah (1979-80).

Regular Season

Season	G	GS	Min	FG	FGA	Pct.	3P	3PA	Pct.	FT	FTA	Pct.	Off	Def	Tot	Ast	PF	Dq	Stl	TO	Blk	Pts	Avg
1972-73	52	1	516	79	175	.451	-	-	-	23	33	.697	-	-	150	25	72	0	-	-	-	181	3.5
1973-74	70	41	1423	208	434	.479	-	-	-	92	121	.760	110	233	343	77	159	1	23	-	42	508	7.3
1974-75	80	79	2797	343	726	.472	-	-	-	135	195	.692	214	475	689	163	263	3	38	-	118	821	10.3
1975-76	82	51	2332	325	687	.473	-	-	-	114	160	.713	187	365	552	115	194	1	25	-	62	764	9.3
1976-77	19	15	630	86	182	.473	-	-	-	35	48	.729	60	118	178	26	54	0	14	-	28	207	10.9
Totals	303	187	7698	1041	2204	.472	-	-	-	399	557	.716	571	1191	1912	406	742	5	100	-	250	2481	8.2

Playoffs

Season	G	GS	Min	FG	FGA	Pct.	3P	3PA	Pct.	FT	FTA	Pct.	Off	Def	Tot	Ast	PF	Dq	Stl	TO	Blk	Pts	Avg
1972-73	7	-	55	11	20	.550	-	-	-	3	7	.429	-	-	13	1	6	0	-	-	-	25	3.6
1973-74	12	-	338	35	86	.407	-	-	-	18	25	.720	39	49	88	23	41	0	4	-	6	88	7.3
1974-75	3	-	93	11	24	.458	-	-	-	3	3	1.000	5	9	14	2	10	0	0	-	4	25	8.3
Totals	22	-	486	57	130	.438	-	-	-	24	35	.686	44	58	115	26	57	0	4	-	10	138	6.3

Giddens, Justin Ray (J.R.) • Guard • 6-5 • 215 • College: New Mexico • Born Feb. 13, 1985 in Oklahoma City, OK

Traded from Boston, with Eddie House, Bill Walker and future conditional second round choice for Nate Robinson and Marcus Landry on Feb. 18, 2010. Became free agent following 2009-10 season. Also played for Boston (2008-09 - 2009-10)

Regular Season

Season	G	GS	Min	FG	FGA	Pct.	3P	3PA	Pct.	FT	FTA	Pct.	Off	Def	Tot	Ast	PF	Dq	Stl	TO	Blk	Pts	Avg
2009-10	11	0	140	19	39	.487	0	8	.000	7	11	.636	12	19	31	7	19	0	5	10	1	45	4.1

Glenn, Mike (Stinger) • Guard • 6-2 • 189 • College: Southern Illinois • Born Sep. 10, 1955 in Rome, GA

Signed as veteran free agent on Jun. 12, 1978. Became free agent following 1980-81; agreed not to exercise its right of first refusal in exchange for 1982 second-round draft choice. Also played for Buffalo (1977-78), Atlanta (1981-82 – 1984-85) and Milwaukee (1985-86 – 1986-87).

Regular Season

Season	G	GS	Min	FG	FGA	Pct.	3P	3PA	Pct.	FT	FTA	Pct.	Off	Def	Tot	Ast	PF	Dq	Stl	TO	Blk	Pts	Avg
1978-79	75	11	1171	263	486	.541	-	-	-	57	63	.905	28	54	82	136	113	0	37	64	6	583	7.8
1979-80	75	0	800	188	364	.516	2	10	.200	63	73	.863	21	45	66	85	79	0	35	38	7	441	5.9
1980-81	82	6	1506	285	511	.558	4	11	.364	98	110	.891	27	61	88	108	126	0	72	62	5	672	8.2
Totals	232	17	3477	736	1361	.541	6	21	.286	218	246	.886	76	160	236	329	205	0	144	164	18	1696	7.3

Playoffs

Season	G	GS	Min	FG	FGA	Pct.	3P	3PA	Pct.	FT	FTA	Pct.	Off	Def	Tot	Ast	PF	Dq	Stl	TO	Blk	Pts	Avg
1980-81	2	-	26	4	7	.571	0	1	.000	3	3	1.000	1	3	4	1	0	0	1	-	1	11	5.5

Gola, Tom • Guard/Forward • 6-6 • 205 • College: LaSalle • Born Jan. 13, 1933 in Philadelphia, PA

Traded from San Francisco for Willie Naulls and Ken Sears on Dec. 5, 1962. Retired following 1965-66 season. Also played for Philadelphia (1955-56 – 1961-62) and San Francisco (1962-63). Elected to Naismith Memorial Basketball Hall of Fame in 1975.

Regular Season

Season	G	GS	Min	FG	FGA	Pct.	3P	3PA	Pct.	FT	FTA	Pct.	Off	Def	Tot	Ast	PF	Dq	Stl	TO	Blk	Pts	Avg
1962-63	52	-	1848	252	548	.460	-	-	-	120	153	.784	-	-	369	225	202	5	-	-	-	624	12.0
1963-64	74	-	2156	258	602	.429	-	-	-	154	212	.726	-	-	469	257	278	7	-	-	-	670	9.1
1964-65	77	41	1727	204	455	.448	-	-	-	133	180	.739	-	-	319	220	269	8	-	-	-	541	7.0
1965-66	74	1	1127	122	271	.450	-	-	-	82	105	.781	-	-	289	191	207	3	-	-	-	326	4.4
Totals	277	42	6858	836	1876	.446	-	-	-	489	650	.752	-	-	1446	893	956	23	-	-	-	2161	7.8

NBA All-Star

Season	G	GS	Min	FG	FGA	Pct.	3P	3PA	Pct.	FT	FTA	Pct.	Off	Def	Tot	Ast	PF	Dq	Stl	TO	Blk	Pts	Avg
1963	18	1	3	3	333	-	-	-	-	0	0	-	-	-	2	1	3	0	-	-	-	2	-
1964	7	0	0	-	-	-	-	-	-	1	2	.500	-	-	0	1	2	0	-	-	-	1	-
Total	25	1	3	3	.333	-	-	-	-	1	2	.500	-	-	2	2	5	0	-	-	-	3	-

Gondrezick, Glen (Gondo) • Forward • 6-6 • 218 • College: Nevada-Las Vegas • Born Aug. 30, 1955 in Boulder, CO • Died Apr. 27, 2009

Selected in second round (26th pick overall) of 1977 NBA Draft. Waived on Oct. 10, 1979. Also played for Denver (1979-80 - 1982-83).

Regular Season

Season	G	GS	Min	FG	FGA	Pct.	3P	3PA	Pct.	FT	FTA	Pct.	Off	Def	Tot	Ast	PF	Dq	Stl	TO	Blk	Pts	Avg
1977-78	72	0	1017	131	339	.386	-	-	-	83	121	.686	92	158	250	83	181	0	56	82	18	345	4.8
1978-79	75	40	1602	161	326	.494	-	-	-	55	97	.567	147	277	424	106	226	1	98	95	18	377	5.0
Totals	147	40	2619	292	665	.439	-	-	-	138	218	.633	239	435	674	189	407	1	154	177	36	722	4.9

Playoffs

Season	G	GS	Min	FG	FGA	Pct.	3P	3PA	Pct.	FT	FTA	Pct.	Off	Def	Tot	Ast	PF	Dq	Stl	TO	Blk	Pts	Avg
1977-78	6	-	70	10	19	.526	-	-	-	5	8	.625	7	10	17	6	12	0	5	-	0	25	4.2

Gottlieb, Leo (Ace) • Guard • 5-11 • 180 • College: none • Born Nov. 28, 1920 in New York, NY • Died Aug. 1, 1972

Member of Original 1946-47 Knicks.

Regular Season

Season	G	GS	Min	FG	FGA	Pct.	3P	3PA	Pct.	FT	FTA	Pct.	Off	Def	Tot	Ast	PF	Dq	Stl	TO	Blk	Pts	Avg
1946-47	57	-	149	494	302	-	-	-	-	36	55	.655	-	-	24	71	-	-	-	-	-	334	5.9
1947-48	27	-	59	228	259	-	-	-	-	13	21	.619	-	-	12	36	-	-	-	-	-	131	4.9
Totals	84	-	208	722	561	.288	-	-	-	49	76	.645	-	-	36	107	-	-	-	-	-	465	5.5

Playoffs

Season	G	GS	Min	FG	FGA	Pct.	3P	3PA	Pct.	FT	FTA	Pct.	Off	Def	Tot	Ast	PF	Dq	Stl	TO	Blk	Pts	Avg
1946-47	4	-	10	39	256	-	-	-	-	4	6	.667	-	-	1	6	-	-	-	-	-	24	6.0

Grandison, Ronnie • Forward • 6-6 • 220 • College: New Orleans • Born Jul. 9, 1964 in Los Angeles, CA

Signed as free agent on Oct. 6, 1994. Waived on Dec. 15, 1994. Signed to first of two consecutive 10-day contracts on Mar. 12, 1996. Re-signed for remainder of season on Mar. 29, 1996. Became free agent following 1995-96 season. Rights renounced on Jul. 14, 1996. Signed as free agent on Oct. 23, 1997. Traded to Philadelphia, with Herb Williams, for Terry Cummings on Feb. 19, 1998. Signed as free agent on Jan. 21, 1999. Waived on Feb. 3, 1999. Also played for Boston (1988-89), Charlotte (1991-92), Miami (1995-96) and Atlanta (1995-96).

Regular Season

Season	G	GS	Min	FG	FGA	Pct.	3P	3PA	Pct.	FT	FTA	Pct.	Off	Def	Tot	Ast	PF	Dq	Stl	TO	Blk	Pts	Avg
1994-95	2	0	8	1	4	.250	0	0	-	0	0	-	3	2	5	2	2	0	0	0	0	2	1.0
1995-96	6	0	57	7	15	.467	0	0	-	4	6	.667	5	8	13	2	4	0	4	1	1	18	3.0
1997-98	Did Not Play - Injured																						
Totals	8	0	65	8	19	.421	0	0	-	4	6	.667	8	10	18	4	6	0	4	1	1	20	2.5

Playoffs

Season	G	GS	Min	FG	FGA	Pct.	3P	3PA	Pct.	FT	FTA	Pct.	Off	Def	Tot	Ast	PF	Dq	Stl	TO	Blk	Pts	Avg
1995-96	2	0	3	0	1	.000	0	1	.000	0	0	-	0	0	0	0	1	0	0	0	0	0	0.0

Granger, Stewart • Guard • 6-3 • 190 • College: Villanova • Born Oct. 27, 1961 in Montreal, Canada

Signed as free agent on Sep. 23, 1986. Waived on Dec. 23, 1986. Signed to first of two consecutive 10-day contracts on Jan. 3, 1987. Contract expired on Jan. 22, 1987. Also played for Cleveland (1983-84) and Atlanta (1984-85).

Regular Season

Season	G	GS	Min	FG	FGA	Pct.	3P	3PA	Pct.	FT	FTA	Pct.	Off	Def	Tot	Ast	PF	Dq	Stl	TO	Blk	Pts	Avg
1986-87	15	0	166	20	54	.370	0	3	.000	9	11	.818	6	11	17	27	17	0	7	22	1	49	3.3

Grant, Gary (The General) • Guard • 6-3 • 185 • College: Michigan • Born Apr. 21, 1965 in Canton, OH

Signed as free agent on Nov. 8, 1995. Became free agent following 1995-96 season. Rights renounced on Jul. 14, 1996. Also played for L.A. Clippers (1988-89 – 1994-95), Miami (1996-97) and Portland (1997-98 – 2000-01).

Regular Season

Season	G	GS	Min	FG	FGA	Pct.	3P	3PA	Pct.	FT	FTA	Pct.	Off	Def	Tot	Ast	PF	Dq	Stl	TO	Blk	Pts	Avg
1995-96	47	1	596	88	181	.486	8	24	.333	48	58	.828	12	40	52	69	91	0	39	45	3	232	4.9

Playoffs

Season	G	GS	Min	FG	FGA	Pct.	3P	3PA	Pct.	FT	FTA	Pct.	Off	Def	Tot	Ast	PF	Dq	Stl	TO	Blk	Pts	Avg
1995-96	1	0	8	2	5	.400	2	3	.667	0	0	-	2	1	3	0	0	0	1	1	0	6	6.0

Grant, Greg (Bug) • Guard • 5-7 • 140 • College: Trenton State • Born Aug. 29, 1966 in Trenton, NJ

Signed as unrestricted free agent on Oct. 1, 1990. Became free agent following 1990-91 season. Also played for Phoenix (1989-90), Charlotte (1991-92), Philadelphia (1991-92 – 1992-93, 1995-96), Denver (1994-95, 1995-96) and Washington (1995-96).

Regular Season

Season	G	GS	Min	FG	FGA	Pct.	3P	3PA	Pct.	FT	FTA	Pct.	Off	Def	Tot	Ast	PF	Dq	Stl	TO	Blk	Pts	Avg
1990-91	22	0	107	10	27	.370	1	3	.333	5	6	.833	1	9	10	20	12	0	9	10	0	26	1.2

Gray, Stuart • Center • 7-0 • 245 • College: UCLA • Born May 27, 1963 in Panama Canal Zone

Traded from Charlotte for 1991 second-round draft choice on Feb. 22, 1990. Waived on Jan. 23, 1991. Also played for Indiana (1984-85 – 1988-89) and Charlotte (1989-90).

Regular Season

Season	G	GS	Min	FG	FGA	Pct.	3P	3PA	Pct.	FT	FTA	Pct.	Off	Def	Tot	Ast	PF	Dq	Stl	TO	Blk	Pts	Avg
1989-90	19	0	94	4																			

Green, Sidney • Forward • 6-9 • 250 • College: Nevada-Las Vegas • Born Jan. 4, 1961 in Brooklyn, NY
 Traded from Detroit for Ron Moore and 1988 second-round draft choice on Oct. 29, 1987. Selected by Orlando in 1989 NBA Expansion Draft. Also played for Chicago (1983-84 – 1985-86), Detroit (1986-87), Orlando (1989-90), San Antonio (1990-91 – 1992-93) and Charlotte (1992-93).

Regular Season																							
Season	G	GS	Min	FG	FGA	Pct.	3P	3PA	Pct.	FT	FTA	Pct.	Off	Def	Tot	Ast	PF	Dq	Stl	TO	Blk	Pts	Avg
1987-88	82	65	2049	258	585	.441	0	2	.000	126	190	.663	221	421	642	93	218	9	65	148	32	642	7.8
1988-89	82	0	1277	194	422	.460	0	3	.000	129	170	.759	157	237	394	76	172	0	47	125	18	517	6.3
Totals	164	65	3326	452	1007	.449	0	5	.000	255	360	.708	378	658	1036	169	390	9	112	273	50	1159	7.1

Playoffs																							
Season	G	GS	Min	FG	FGA	Pct.	3P	3PA	Pct.	FT	FTA	Pct.	Off	Def	Tot	Ast	PF	Dq	Stl	TO	Blk	Pts	Avg
1987-88	4	4	93	8	17	.471	0	0	—	8	25	.33	7	14	0	0	9	1	16	4	0	16	4.0
1988-89	9	0	128	13	30	.433	0	0	—	10	14	.714	14	22	36	5	23	0	2	7	1	36	4.0
Totals	13	4	221	21	47	.447	0	0	—	10	14	.714	22	47	69	12	37	0	2	16	2	52	4.0

Grigsby, Chuck • Forward • 6-5 • 190 • College: Dayton • Born Aug. 15, 1928 in Dayton, OH • Died Jul. 14, 2003
 Traded from Baltimore, with Ray Felix, for Connie Simmons and Al McGuire on Sep. 17, 1954. Waived on Nov. 30, 1954.

Regular Season																							
Season	G	GS	Min	FG	FGA	Pct.	3P	3PA	Pct.	FT	FTA	Pct.	Off	Def	Tot	Ast	PF	Dq	Stl	TO	Blk	Pts	Avg
1954-55	7	-	45	7	19	.368	-	-	-	2	8	.250	-	-	11	7	9	0	-	-	-	16	2.3

Grunfeld, Ernie • Forward • 6-6 • 215 • College: Tennessee • Born Apr. 24, 1955 in Satu-Mare, Romania
 Signed as veteran free agent on Sep. 10, 1982. Retired following 1985-86 season. Also played for Milwaukee (1977-78 – 1978-79) and Kansas City (1979-80 - 1981-82).

Regular Season																							
Season	G	GS	Min	FG	FGA	Pct.	3P	3PA	Pct.	FT	FTA	Pct.	Off	Def	Tot	Ast	PF	Dq	Stl	TO	Blk	Pts	Avg
1982-83	77	0	1422	167	377	.443	0	4	.000	81	98	.827	42	121	163	136	172	1	40	84	10	415	5.4
1983-84	76	6	1119	166	362	.459	2	9	.222	64	83	.771	24	97	121	108	151	0	43	71	7	398	5.2
1984-85	69	0	1061	188	384	.490	2	8	.250	77	104	.740	41	110	151	105	129	2	50	40	7	455	6.6
1985-86	76	0	1402	148	355	.417	26	61	.426	90	108	.833	42	164	206	119	192	2	39	50	13	412	5.4
Totals	298	6	5004	669	1478	.453	30	82	.366	312	393	.794	149	492	641	468	644	5	172	245	37	1680	5.6

Playoffs																							
Season	G	GS	Min	FG	FGA	Pct.	3P	3PA	Pct.	FT	FTA	Pct.	Off	Def	Tot	Ast	PF	Dq	Stl	TO	Blk	Pts	Avg
1982-83	6	-	118	15	34	.441	0	0	—	18	19	.947	2	6	8	10	17	0	7	-	2	48	8.0
1983-84	11	-	84	11	23	.478	0	0	—	4	4	1.000	1	8	9	6	12	0	2	-	0	26	2.4
Totals	17	-	202	26	57	.456	0	0	—	22	23	.957	3	14	17	16	29	0	9	-	2	74	4.4

Guerin, Richie (The Leatherneck) • Guard • 6-4 • 210 • College: Iona • Born May 29, 1932 in The Bronx, NY
 Selected in second round (17th overall) of 1954 NBA Draft. Re-signed on Aug. 24, 1959, Jun. 5, 1961 & Jun. 25, 1962. Traded to St. Louis for cash and 1964 second-round draft choice on Oct. 18, 1963. Also played for St. Louis (1963-64 - 1966-67) and Atlanta (1968-69 - 1969-70).

Regular Season																							
Season	G	GS	Min	FG	FGA	Pct.	3P	3PA	Pct.	FT	FTA	Pct.	Off	Def	Tot	Ast	PF	Dq	Stl	TO	Blk	Pts	Avg
1956-57	72	-	1793	257	699	.368	-	-	-	181	292	.620	-	-	334	182	186	3	-	-	-	695	9.7
1957-58	63	-	2368	344	973	.354	-	-	-	353	511	.691	-	-	489	317	202	3	-	-	-	1041	16.5
1958-59	71	-	2558	443	1046	.424	-	-	-	405	505	.802	-	-	518	364	255	1	-	-	-	1291	18.2
1959-60	74	-	2549	579	1379	.420	-	-	-	457	591	.773	-	-	505	463	255	4	-	-	-	1615	21.8
1960-61	79	-	3023	612	1545	.396	-	-	-	496	626	.792	-	-	628	503	310	3	-	-	-	1720	21.8
1961-62	78	-	3348	839	1897	.442	-	-	-	625	762	.820	-	-	501	539	299	3	-	-	-	2303	29.5
1962-63	79	-	2712	596	1380	.432	-	-	-	509	600	.848	-	-	331	348	228	2	-	-	-	1701	21.5
1963-64	2	-	26	11	16	.688	-	-	-	4	5	.800	-	-	3	4	5	0	-	-	-	26	13.0
Totals	518	-	18377	3681	8935	.412	-	-	-	3030	3892	.779	-	-	3309	2720	1740	19	-	-	-	10392	20.1

Playoffs																							
Season	G	GS	Min	FG	FGA	Pct.	3P	3PA	Pct.	FT	FTA	Pct.	Off	Def	Tot	Ast	PF	Dq	Stl	TO	Blk	Pts	Avg
1958-59	2	-	77	9	35	.257	-	-	-	12	14	.857	-	-	18	15	11	1	-	-	-	30	15.0

NBA All-Star																				
Season	Min	FG	FGA	Pct.	3P	3PA	Pct.	FT	FTA	Pct.	Off	Def	Tot	Ast	PF	Dq	Stl	TO	Blk	Pts
1958	22	2	10	.200	-	-	-	3	4	.750	-	-	8	7	3	0	-	-	-	7
1959	22	1	7	.143	-	-	-	3	5	.600	-	-	3	3	1	0	-	-	-	5
1960	22	5	11	.455	-	-	-	2	2	1.000	-	-	4	4	0	-	-	-	-	12
1961	15	3	8	.375	-	-	-	5	6	.833	-	-	0	2	2	0	-	-	-	11
1962	27	10	17	.588	-	-	-	3	6	.500	-	-	3	1	6	1	-	-	-	23
1963	14	2	3	.667	-	-	-	1	3	.333	-	-	1	1	2	0	-	-	-	5
Totals	122	23	56	.411	-	-	-	17	26	.654	-	-	19	18	18	1	-	-	-	63

Hardaway, Anfernee (Penny) • Guard/Forward • 6-7 • 215 • College: Memphis • Born Jul. 18, 1971 in Memphis, TN
 Traded from Phoenix, with Stephon Marbury and Cezary Trybanski, for Howard Easley, Charlie Ward, Antonio McDyess, Maciej Lampe, draft rights to Milos Vujanic, 2004 first-round draft choice and future first-round draft choice on Jan. 5, 2004. Traded, with Trevor Ariza, to Orlando for Steve Francis on Feb. 22, 2006. Also played for Orlando (1993-94 – 1998-99), Phoenix (1999-2000 – 2003-04) and Miami (2007-08).

Regular Season																							
Season	G	GS	Min	FG	FGA	Pct.	3P	3PA	Pct.	FT	FTA	Pct.	Off	Def	Tot	Ast	PF	Dq	Stl	TO	Blk	Pts	Avg
2003-04	42	4	1219	159	408	.390	16	44	.364	69	89	.775	42	147	189	79	81	0	42	65	12	403	9.6
2004-05	37	0	894	110	260	.423	15	50	.300	34	46	.739	19	70	89	74	79	0	28	50	3	269	7.3
2005-06	4	0	72	4	14	.286	0	1	.000	2	2	1.000	0	10	10	8	7	0	2	6	0	10	2.5
Totals	83	4	2185	273	682	.400	31	95	.326	105	137	.766	61	227	288	161	167	0	72	121	15	682	8.2

Playoffs																							
Season	G	GS	Min	FG	FGA	Pct.	3P	3PA	Pct.	FT	FTA	Pct.	Off	Def	Tot	Ast	PF	Dq	Stl	TO	Blk	Pts	Avg
2003-04	4	3	168	23	63	.365	5	14	.357	15	18	.833	4	14	18	23	8	0	6	10	1	66	16.5

Harkness, Jerry • Guard • 6-2 • 180 • College: Loyola (IL) • Born May 7, 1940 in The Bronx, NY
 Selected in second round (ninth pick overall) of 1963 NBA Draft. Signed on Jun. 14, 1963. Also played for Indiana of ABA (1967-68 – 1968-69).

Regular Season																							
Season	G	GS	Min	FG	FGA	Pct.	3P	3PA	Pct.	FT	FTA	Pct.	Off	Def	Tot	Ast	PF	Dq	Stl	TO	Blk	Pts	Avg
1963-64	5	-	59	13	30	.433	-	-	-	3	8	.375	-	-	6	6	4	0	-	-	-	29	5.8

Harper, Derek (Harp) • Guard • 6-4 • 206 • College: Illinois • Born Oct. 13, 1961 in Elberton, GA
 Traded from Dallas for Tony Campbell and 1997 first-round draft choice on Jan. 6, 1994. Became free agent following 1995-96 season. Rights renounced on Jul. 14, 1996. Also played for Dallas (1983-84 – 1993-94, 1996-97), Orlando (1997-98) and L.A. Lakers (1998-99).

Regular Season																							
Season	G	GS	Min	FG	FGA	Pct.	3P	3PA	Pct.	FT	FTA	Pct.	Off	Def	Tot	Ast	PF	Dq	Stl	TO	Blk	Pts	Avg
1993-94	54																						

Haywood, Spencer • Forward/Center • 6-9 • 225 • College: Detroit • Born Apr. 22, 1949 in Silver City, MS

Traded from Seattle for cash and option of Eugene Short or future draft choice on Oct. 24, 1975. Traded to New Orleans for Joe C. Meriwether on Jan. 5, 1979. Also played for Denver of ABA (1969-70), Seattle (1970-71 – 1974-75), New Orleans (1978-79), L.A. Lakers (1979-80) and Washington (1981-82 – 1982-83).

Regular Season

Season	G	GS	Min	FG	FGA	Pct.	3P	3PA	Pct.	FT	FTA	Pct.	Off	Def	Tot	Ast	PF	Dq	Stl	TO	Blk	Pts	Avg
1975-76	78	78	2892	605	1360	.445	-	-	-	339	448	.757	234	644	878	92	255	1	53	-	80	1549	19.9
1976-77	31	26	1021	202	449	.450	-	-	-	109	131	.832	77	203	280	50	72	0	14	-	29	513	16.5
1977-78	67	57	1765	412	852	.484	-	-	-	96	135	.711	141	301	442	126	188	1	37	140	72	920	13.7
1978-79	34	18	1023	249	509	.489	-	-	-	107	146	.733	66	140	206	56	108	2	10	87	29	605	17.8
Totals	210	179	6701	1468	3170	.463	-	-	-	651	860	.757	518	1288	1806	324	623	4	114	227	210	3587	17.1

Playoffs

Season	G	GS	Min	FG	FGA	Pct.	3P	3PA	Pct.	FT	FTA	Pct.	Off	Def	Tot	Ast	PF	Dq	Stl	TO	Blk	Pts	Avg
1977-78	6	-	177	43	85	.506	-	-	-	11	11	1.000	-	-	42	12	24	1	2	-	5	97	16.2

Heddrick, Herman • Forward • 6-5 • 170 • College: Canisius • Born Jan. 1, 1930 in Erie, PA

Awarded in dispersal of Baltimore franchise on Nov. 26, 1954. Signed on Dec. 20, 1954. Waived in Jan. 1955.

Regular Season

Season	G	GS	Min	FG	FGA	Pct.	3P	3PA	Pct.	FT	FTA	Pct.	Off	Def	Tot	Ast	PF	Dq	Stl	TO	Blk	Pts	Avg
1954-55	5	0	23	2	9	.222	-	-	-	0	1	.000	-	-	4	2	3	0	-	-	0	4	0.8

Henderson, Gerald • Guard • 6-2 • 180 • College: Virginia Commonwealth • Born Jan. 16, 1956 in Richmond, VA

Traded from Seattle for 1990 second-round draft choice and right to exchange 1987 first-round draft choices on Nov. 12, 1986. Waived on Nov. 14, 1987. Also played for Boston (1979-80 – 1983-84), Seattle (1984-85 – 1986-87), Philadelphia (1987-88 – 1988-89), Detroit (1989-90 – 1990-91, 1991-92) and Houston (1991-92).

Regular Season

Season	G	GS	Min	FG	FGA	Pct.	3P	3PA	Pct.	FT	FTA	Pct.	Off	Def	Tot	Ast	PF	Dq	Stl	TO	Blk	Pts	Avg
1986-87	68	53	1890	273	624	.438	19	74	.257	173	212	.816	44	122	166	439	191	1	95	157	11	738	10.9
1987-88	6	2	69	5	14	.357	2	4	.500	2	2	1.000	1	9	10	13	14	0	2	8	0	14	2.3
Totals	74	55	1959	278	638	.436	21	78	.269	175	214	.818	45	131	176	452	205	1	97	165	11	752	10.2

Hertzberg, Sidney (Sonny) • Guard • 5-10 • 185 • College: CCNY • Born Jul. 29, 1922 in Brooklyn, NY • Died Jul. 24, 2005

Member of Original 1946-47 Knicks. Re-signed on Oct. 12, 1947. Also played for Washington (1947-48 - 1948-49) and Boston (1949-50 - 1950-51).

Regular Season

Season	G	GS	Min	FG	FGA	Pct.	3P	3PA	Pct.	FT	FTA	Pct.	Off	Def	Tot	Ast	PF	Dq	Stl	TO	Blk	Pts	Avg
1946-47	59	-	-	201	695	.289	-	-	-	113	149	.758	-	-	-	-	37	109	-	-	-	515	8.7
1947-48	4	-	-	14	.071	-	-	-	-	3	4	.750	-	-	-	-	1	-	-	-	-	5	1.3
Totals	63	-	-	202	709	.285	-	-	-	116	153	.758	-	-	-	38	109	-	-	-	-	520	8.3

Playoffs

Season	G	GS	Min	FG	FGA	Pct.	3P	3PA	Pct.	FT	FTA	Pct.	Off	Def	Tot	Ast	PF	Dq	Stl	TO	Blk	Pts	Avg
1946-47	5	-	-	15	69	.217	-	-	-	6	8	.750	-	-	-	5	-	-	-	-	-	36	7.2

Heyman, Art • Guard/Forward • 6-5 • 205 • College: Duke • Born Jun. 24, 1941 in Rockaway, NY

Selected in first round (first pick overall) of 1963 NBA Draft. Waived on Oct. 14, 1965. Also played for Cincinnati (1965-66) and Philadelphia (1965-66) and New Jersey (1967-68), Pittsburgh (1967-68, 1969-70), Minnesota (1968-69) and Miami (1969-70) of ABA.

Regular Season

Season	G	GS	Min	FG	FGA	Pct.	3P	3PA	Pct.	FT	FTA	Pct.	Off	Def	Tot	Ast	PF	Dq	Stl	TO	Blk	Pts	Avg
1963-64	75	-	2236	432	1003	.431	-	-	-	289	422	.685	-	-	298	256	229	2	-	-	-	1153	15.4
1964-65	55	1	663	114	267	.427	-	-	-	88	132	.667	-	-	99	79	96	0	-	-	-	316	5.7
Totals	130	1	2899	546	1270	.430	-	-	-	377	554	.681	-	-	397	335	325	2	-	-	-	1469	11.3

Hill, Jordan • Forward • 6-10 • 235 • College: Arizona • Born Jul. 27, 1987 in Newberry, SC

Selected in first round (eighth pick overall) of 2009 NBA Draft. Signed to a contract on Jul. 11, 2009. Traded to Houston as part of a three-team deal on Feb. 18, 2010. Houston sent Tracy McGrady to New York, and Carl Landry and Joey Dorsey to Sacramento. New York sent Larry Hughes to Sacramento and Jordan Hill, Jared Jeffries, and a protected 2012 first-round draft choice to Houston. Houston also received the right to exchange 2011 first-round draft choices with New York. Sacramento sent Sergio Rodriguez to New York, and Kevin Martin and Hilton Armstrong to Houston. Also played for Houston (2009-10).

Regular Season

Season	G	GS	Min	FG	FGA	Pct.	3P	3PA	Pct.	FT	FTA	Pct.	Off	Def	Tot	Ast	PF	Dq	Stl	TO	Blk	Pts	Avg
2009-10	24	0	252	41	92	.446	0	2	.000	15	21	.714	32	29	61	7	37	0	10	12	9	97	4.0

Hoffman, Paul (Bear/The Body) • Guard • 6-2 • 205 • College: Purdue • Born May 5, 1925 in Jasper, IN • Died Nov. 12, 1998

Awarded in dispersal of Baltimore franchise on Nov. 26, 1954. Also played for Baltimore (1947-48 – 1954-55) and Philadelphia (1954-55).

Regular Season

Season	G	GS	Min	FG	FGA	Pct.	3P	3PA	Pct.	FT	FTA	Pct.	Off	Def	Tot	Ast	PF	Dq	Stl	TO	Blk	Pts	Avg
1954-55	18	-	268	21	78	.269	-	-	-	17	31	.548	-	-	40	25	41	0	-	-	-	59	3.3

Hogue, Paul (Duke) • Center • 6-9 • 240 • College: Cincinnati • Born Apr. 28, 1940 in Knoxville, TN • Died Aug. 17, 2009

Selected in first round (second pick overall) of 1962 NBA Draft. Signed on May 14, 1962. Traded to Baltimore, with Gene Shue, for Bill McGill on Oct. 29, 1963. Also played for Baltimore (1963-64).

Regular Season

Season	G	GS	Min	FG	FGA	Pct.	3P	3PA	Pct.	FT	FTA	Pct.	Off	Def	Tot	Ast	PF	Dq	Stl	TO	Blk	Pts	Avg
1962-63	50	-	1340	152	419	.363	-	-	-	79	174	.454	-	-	430	42	220	12	-	-	-	383	7.7
1963-64	6	-	89	9	16	.563	-	-	-	1	5	.200	-	-	18	5	20	0	-	-	-	19	3.2
Totals	56	-	1429	161	435	.370	-	-	-	80	179	.447	-	-	448	47	240	12	-	-	-	402	7.2

Holub, Richard (Dick) • Forward • 6-6 • 205 • College: Long Island University • Born Oct. 29, 1921 in Racine, WI • Died Jul. 27, 2009

Selected in first round (fifth overall) of 1947 BAA Draft.

Regular Season

Season	G	GS	Min	FG	FGA	Pct.	3P	3PA	Pct.	FT	FTA	Pct.	Off	Def	Tot	Ast	PF	Dq	Stl	TO	Blk	Pts	Avg
1947-48	48	-	-	195	662	.295	-	-	-	114	180	.633	-	-	-	37	159	-	-	-	-	504	10.5

Playoffs

Season	G	GS	Min	FG	FGA	Pct.	3P	3PA	Pct.	FT	FTA	Pct.	Off	Def	Tot	Ast	PF	Dq	Stl	TO	Blk	Pts	Avg
1947-48	3	-	-	9	36	.250	-	-	-	8	14	.571	-	-	-	0	12	-	-	-	-	26	8.7

Hoover, Tom (Smooth Hoov) • Center • 6-10 • 240 • College: Villanova • Born Jan. 23, 1941 in Washington DC

Purchased from Philadelphia on Oct. 16, 1963. Became free agent following 1964-65 season. Also played for St. Louis (1966-67) and Denver (1967-68), Houston (1968-69), Minnesota (1968-69) and New York (1968-69) of ABA.

Regular Season

Season	G	GS	Min	FG	FGA	Pct.	3P	3PA	Pct.	FT	FTA	Pct.	Off	Def	Tot	Ast	PF	Dq	Stl	TO	Blk	Pts	Avg
1963-64	59	-	988	102	247	.413	-	-	-	81	132	.614	-	-	331	36	185	4	-	-	-	285	4.8
1964-65	24	0	153	13	32	.406	-	-	-	8	14	.571	-	-	58	12	37	0	-	-	-	34	1.4
Totals	83	0	1141	115	279	.412	-	-	-	89	146	.610	-	-	389	48	222	4	-	-	-	319	3.8

Hosket, Bill (Hoss) • Forward • 6-8 • 225 • College: Ohio State • Born Dec. 20, 1946 in Dayton, OH

Selected in first round (10th pick overall) of 1968 NBA Draft. Selected by Buffalo in 1970 NBA Expansion Draft. Also played for Buffalo (1970-71 – 1971-72).

Regular Season

Season	G	GS	Min	FG	FGA	Pct.	3P	3PA	Pct.	FT	FTA	Pct.	Off	Def	Tot	Ast	PF	Dq	Stl	TO	Blk	Pts	Avg
1968-69	50	0	351	53	123	.431	-	-	-	24	42	.571	-	-	94	19	77	0	-	-	-	130	2.6
1969-70	36	0	235	46	91	.505	-	-	-	26	33	.788	-	-	63	17	36	0	-	-	-	118	3.3
Totals	86	0	586	99	214	.463	-	-															

Houston, Allan • Guard • 6-6 • 200 • College: Tennessee • Born Apr. 20, 1971 in Louisville, KY

Signed as free agent on Jul. 14, 1996. Re-signed on Jul. 23, 2001. Retired on Oct. 17, 2005. Signed as free agent on Oct. 10, 2007. Waived on Oct. 22, 2007. Signed as free agent on Sep. 25, 2008. Waived on Oct. 23, 2008. Also played for Detroit (1993-94 – 1995-96).

Regular Season

Season	G	GS	Min	FG	FGA	Pct.	3P	3PA	Pct.	FT	FTA	Pct.	Off	Def	Tot	Ast	PF	Dq	Stl	TO	Blk	Pts	Avg
1996-97	81	81	2681	437	1032	.423	148	384	.385	175	218	.803	43	197	240	179	233	6	41	167	18	1197	14.8
1997-98	82	82	2848	571	1277	.447	82	213	.385	285	335	.851	43	231	274	212	207	2	63	200	24	1509	18.4
1998-99	50	50	1815	294	703	.418	57	140	.407	168	195	.862	20	132	152	137	115	1	35	130	9	813	16.3
1999-00	82	82	3169	614	1271	.483	106	243	.436	280	334	.838	38	233	271	224	219	1	65	186	14	1614	19.7
2000-01	78	78	2858	542	1208	.449	96	252	.381	279	307	.909	20	263	283	173	190	5	52	161	10	1459	18.7
2001-02	77	77	2914	568	1301	.437	136	346	.393	295	339	.870	37	215	252	190	182	0	54	170	10	1567	20.4
2002-03	82	82	3108	652	1465	.445	178	450	.396	363	395	.919	26	205	231	220	191	2	54	178	7	1845	22.5
2003-04	50	50	1799	340	781	.435	87	202	.431	157	172	.913	20	101	121	99	105	1	38	102	2	924	18.5
2004-05	20	11	532	85	205	.415	31	80	.388	36	43	.837	4	19	23	42	40	0	8	21	2	237	11.9
Totals	602	593	21274	4103	9243	.444	921	2310	.399	2038	2338	.872	251	1596	1847	1476	1482	18	410	1315	96	11165	18.5

Playoffs

Season	G	GS	Min	FG	FGA	Pct.	3P	3PA	Pct.	FT	FTA	Pct.	Off	Def	Tot	Ast	PF	Dq	Stl	TO	Blk	Pts	Avg
1996-97	9	9	360	58	133	.436	26	52	.500	31	35	.886	3	20	23	21	14	0	6	24	3	173	19.2
1997-98	10	10	403	76	175	.434	9	23	.391	50	58	.862	6	32	38	28	27	0	5	32	1	211	21.1
1998-99	20	20	783	135	305	.443	9	36	.250	91	103	.883	6	48	54	58	40	0	8	50	1	370	18.5
1999-00	16	16	654	103	235	.438	19	38	.500	56	65	.862	3	49	52	26	42	0	19	36	3	281	17.6
2000-01	5	5	189	38	64	.594	6	11	.545	22	22	1.000	0	9	9	7	17	0	5	10	1	104	20.8
2003-04	Did Not Play																						
Totals	60	60	2389	410	912	.450	69	160	.431	250	283	.883	18	158	176	133	140	0	43	152	9	1139	19.0

NBA All-Star

Season	Min	FG	FGA	Pct.	3P	3PA	Pct.	FT	FTA	Pct.	Off	Def	Tot	Ast	PF	Dq	Stl	TO	Blk	Pts
2000	18	3	10	.300	1	3	.333	4	4	1.000	0	0	0	2	1	0	1	1	0	11
2001	15	2	5	.400	1	2	.500	0	0	—	0	3	3	3	0	0	0	1	0	5
Totals	33	5	15	.333	2	5	.400	4	4	1.000	0	3	3	5	1	0	1	2	0	16

Hughes, Larry • Guard • 6-5 • 185 • College: Saint Louis • Born Jan. 23, 1979 in St. Louis, MO

Traded from Chicago in exchange for Jerome James, Anthony Roberson and Tim Thomas on Feb. 19, 2009. Traded to Sacramento as part of a three-team deal on Feb. 18, 2010. Houston sent Tracy McGrady to New York, and Carl Landry and Joey Dorsey to Sacramento. New York sent Larry Hughes to Sacramento and Jordan Hill, Jared Jeffries and a protected 2012 first-round draft choice to Houston. Houston also received the right to exchange 2011 first-round draft choices with Knicks. Sacramento sent Sergio Rodriguez to New York and Kevin Martin and Hilton Armstrong to Houston. Also played for Philadelphia (1998-99 – 1999-2000), Golden State (1999-2000 – 2001-02), Washington (2002-03 – 2004-05), Cleveland (2005-06 – 2007-08), Chicago (2007-08 – 2008-09) and Charlotte (2009-10).

Regular Season

Season	G	GS	Min	FG	FGA	Pct.	3P	3PA	Pct.	FT	FTA	Pct.	Off	Def	Tot	Ast	PF	Dq	Stl	TO	Blk	Pts	Avg
2008-09	25	14	687	97	249	.390	35	91	.385	50	63	.794	10	55	65	60	45	0	36	35	5	279	11.2
2009-10	31	14	820	102	279	.366	28	97	.289	65	79	.823	16	94	110	109	53	0	40	56	11	297	9.6
Totals	56	28	1507	199	528	.377	63	188	.335	115	142	.810	26	149	175	169	98	0	76	91	16	576	10.3

Huston, Geoff • Guard • 6-2 • 175 • College: Texas Tech • Born Nov. 8, 1957 in Brooklyn, NY

Selected in third round (50th pick overall) of 1979 NBA Draft. Selected by Dallas in 1980 NBA Expansion Draft. Also played for Dallas (1980-81), Cleveland (1980-81 – 1984-85), Golden State (1985-86) and L.A. Clippers (1986-87).

Regular Season

Season	G	GS	Min	FG	FGA	Pct.	3P	3PA	Pct.	FT	FTA	Pct.	Off	Def	Tot	Ast	PF	Dq	Stl	TO	Blk	Pts	Avg
1979-80	71	0	923	94	241	.390	3	17	.176	28	38	.737	14	44	58	159	83	0	39	73	5	219	3.1

Hutchins, Mel (Hutch) • Forward • 6-6 • 200 • College: Brigham Young • Born Nov. 22, 1928 in Sacramento, CA

Traded from Detroit, with Charlie Tyra, for Harry Gallatin, Nat Clifton and rights to Dick Atha on Apr. 3, 1957. Retired on Sep. 26, 1958. Also played for Milwaukee (1951-52 – 1952-53) and Fort Wayne (1953-54 – 1956-57).

Regular Season

Season	G	GS	Min	FG	FGA	Pct.	3P	3PA	Pct.	FT	FTA	Pct.	Off	Def	Tot	Ast	PF	Dq	Stl	TO	Blk	Pts	Avg
1957-58	18	-	384	51	131	.389	-	-	-	24	43	.558	-	-	86	34	31	0	-	-	-	126	7.0

Imhoff, Darrall (Big D) • Center • 6-10 • 235 • College: California • Born Oct. 11, 1938 in Los Angeles, CA

Selected in first round (third pick overall) of 1960 NBA Draft. Traded to Detroit for Gene Shue and cash on Aug. 29, 1962. Also played for Detroit (1962-63 – 1963-64), L.A. Lakers (1964-65– 1967-68), Philadelphia (1968-69 – 1969-70), Cincinnati (1970-71 – 1971-72) and Portland (1971-72).

Regular Season

Season	G	GS	Min	FG	FGA	Pct.	3P	3PA	Pct.	FT	FTA	Pct.	Off	Def	Tot	Ast	PF	Dq	Stl	TO	Blk	Pts	Avg
1960-61	62	-	994	122	310	.394	-	-	-	49	96	.510	-	-	296	51	143	2	-	-	-	293	4.7
1961-62	76	-	1481	186	482	.386	-	-	-	80	139	.576	-	-	470	82	230	10	-	-	-	452	5.9
Totals	138	-	2475	308	792	.389	-	-	-	129	235	.549	-	-	766	133	373	12	-	-	-	745	5.4

Jackson, Greg • Guard • 6-0 • 185 • College: Guilford • Born Aug. 2, 1952 in Brooklyn, NY

Selected in fifth round (86th pick overall) of 1974 NBA Draft. Waived on Oct. 28, 1974. Also played for Phoenix (1974-75).

Regular Season

Season	G	GS	Min	FG	FGA	Pct.	3P	3PA	Pct.	FT	FTA	Pct.	Off	Def	Tot	Ast	PF	Dq	Stl	TO	Blk	Pts	Avg
1974-75	5	0	27	4	10	.400	-	-	-	0	0	—	2	0	2	3	5	0	0	-	0	8	1.6

Jackson, Jermaine • Guard • 6-4 • 200 • College: Detroit Mercy • Born Jun. 7, 1976 in Detroit, MI

Signed to first of two consecutive 10-day contracts on Feb. 28, 2005. Signed for remainder of season on Mar. 20, 2005. Signed and traded to Chicago, with Tim Thomas, Michael Sweetney, a 2006 first-round draft choice, second-round draft choices in 2007 and 2009, and the opportunity to exchange 2007 first-round draft choices on Oct. 4, 2005, for Eddy Curry and Antonio Davis on Oct. 4, 2005. Also played for Detroit (1999-2000), Toronto (2001-02 – 2002-03), Atlanta (2002-03) and Milwaukee (2005-06).

Regular Season

Season	G	GS	Min	FG	FGA	Pct.	3P	3PA	Pct.	FT	FTA	Pct.	Off	Def	Tot	Ast	PF	Dq	Stl	TO	Blk	Pts	Avg
2004-05	21	0	230	17	33	.515	0	2	.000	8	13	.615	3	20	23	24	26	0	7	10	1	42	2.0

Jackson, Mark (Action/Jax) • Guard • 6-3 • 192 • College: St. John's (NY) • Born Apr. 1, 1965 in Brooklyn, NY

Selected in first round (18th pick overall) of 1987 NBA Draft. Traded to L.A. Clippers, with 1995 second-round draft choice, on Sep. 22, 1992 in three-team deal in which New York received Bo Kimble, Glenn Rivers and Charles Smith from L.A. Clippers; L.A. Clippers received Stanley Roberts from Orlando; Orlando received 1993 first-round draft choice from New York and worst of L.A. Clippers two first-round draft choices in either 1993 or 1994. Traded from Toronto, with Tyrone Bogues, for Chris Childs and 2001 first-round draft choice on Feb. 22, 2001. Traded to Denver, with Marcus Camby and draft rights Maybryner Hilario, for Antonio McDyeys, draft rights to Frank Williams and 2003 second-round draft choice. Also played for L.A. Clippers (1992-93 – 1993-94), Indiana (1994-95 – 1995-96, 1996-97 – 1999-00), Denver (1996-97), Toronto (2000-01), Utah (2002-03) and Houston (2003-04).

Regular Season

Season	G	GS	Min	FG	FGA	Pct.	3P	3PA	Pct.	FT	FTA	Pct.	Off	Def	Tot	Ast	PF	Dq	Stl	TO	Blk	Pts	Avg
1987-88	82	80	3249	438	1013	.432	32	126	.254	206	266	.774	120	276	396	868	244	2	205	258	6	1114	13.6
1988-89	72	72	2477	479	1025	.467	81	240	.338	180	258	.698	106	235	341	619	163	1	139	226	7	1219	16.9
1989-90	82	69	2428	327	749	.437	35	131	.267	120	165	.727	106	212	318	604	121	0	109	211	4	809	9.9
1990-91	72	21	1595	250	508	.492	13	51	.255	117	160	.731	62	135	197	452	81	0	60	135	9	630	8.8
1991-92	81	81																					



George Kalinsky for Madison Square Garden

James, Gene (Goose) • Forward • 6-4 • 180 • College: Marshall • Born Feb. 15, 1925 in Ironton, OH • Died Jul. 6, 1997
Signed in Feb. 1949. Also played for Baltimore (1950-51).

Regular Season																							
Season	G	GS	Min	FG	FGA	Pct.	3P	3PA	Pct.	FT	FTA	Pct.	Off	Def	Tot	Ast	PF	Dq	Stl	TO	Blk	Pts	Avg
1948-49	11	-	-	18	48	.375	-	-	-	6	12	.500	-	-	-	5	20	-	-	-	-	42	3.8
1949-50	29	-	-	19	64	.297	-	-	-	14	31	.452	-	-	-	20	53	-	-	-	-	52	1.8
1950-51	6	-	-	1	3	.333	-	-	-	1	1	1.000	-	-	-	4	4	-	-	-	-	3	0.5
Totals	46	-	-	38	115	.330	-	-	-	21	44	.477	-	-	4	29	73	-	-	-	-	97	2.1

James, Jerome • Center • 7-1 • 280 • College: Florida A&M • Born Nov. 17, 1975 in Tampa, FL
Signed as free agent on Aug. 2, 2005. Traded to Chicago, with Tim Thomas and Anthony Roberson, in exchange for Larry Hughes on Feb. 19, 2009. Also played for Sacramento (1998-99) and Seattle (2001-02 – 2004-05).

Regular Season																							
Season	G	GS	Min	FG	FGA	Pct.	3P	3PA	Pct.	FT	FTA	Pct.	Off	Def	Tot	Ast	PF	Dq	Stl	TO	Blk	Pts	Avg
2005-06	45	9	406	56	121	.463	0	0	---	25	40	.625	39	52	91	12	104	0	3	51	23	137	3.0
2006-07	41	11	273	33	79	.418	0	0	---	10	18	.556	21	45	66	3	73	0	6	23	15	76	1.9
2007-08	2	0	5	1	1	1.000	0	0	---	2	2	1.000	0	3	3	0	0	0	0	0	0	4	2.0
2008-09	2	0	10	3	8	.375	0	0	---	0	0	---	1	2	3	0	2	0	1	1	1	6	3.0
Totals	90	20	694	93	209	.445	0	0	---	37	60	.617	61	102	163	15	179	0	10	75	39	223	2.5

Jeffries, Jared • Forward • 6-11 • 240 • College: Indiana • Born Nov. 25, 1981 in Bloomington, IN
Signed as free agent on Aug. 8, 2006. Traded to Houston as part of a three-team deal on Feb. 18, 2010. Houston sent Tracy McGrady to New York, and Carl Landry and Joey Dorsey to Sacramento. New York sent Larry Hughes to Sacramento and Jordan Hill, Jared Jeffries, and a protected 2012 first-round draft choice to Houston. Houston also received the right to exchange 2011 first-round draft choices with New York. Sacramento sent Sergio Rodriguez to New York, and Kevin Martin and Hilton Armstrong to Houston. Also played for Washington (2002-03 – 2005-06) and Houston (2009-10).

Regular Season																							
Season	G	GS	Min	FG	FGA	Pct.	3P	3PA	Pct.	FT	FTA	Pct.	Off	Def	Tot	Ast	PF	Dq	Stl	TO	Blk	Pts	Avg
2006-07	55	43	1307	95	206	.461	2	20	.100	31	68	.456	111	127	238	67	150	2	44	61	30	223	4.1
2007-08	73	19	1325	108	270	.400	4	25	.160	49	93	.527	118	125	243	66	132	1	36	64	23	269	3.7
2008-09	56	36	1310	120	273	.440	1	12	.083	55	90	.611	128	103	231	80	153	0	47	65	33	296	5.3
2009-10	52	37	1462	102	230	.443	20	62	.323	60	93	.645	99	124	223	83	157	2	53	62	58	284	5.5
Totals	236	135	5404	425	979	.434	27	119	.227	195	344	.567	456	479	935	296	592	5	180	252	144	1072	4.5

Jent, Chris • Forward • 6-7 • 220 • College: Ohio State • Born Jan. 11, 1970 in Orange, CA
Signed as free agent on Oct. 2, 1996. Waived on Jan. 6, 1997. Also played for Houston (1993-94 – 1994-95).

Regular Season																							
Season	G	GS	Min	FG	FGA	Pct.	3P	3PA	Pct.	FT	FTA	Pct.	Off	Def	Tot	Ast	PF	Dq	Stl	TO	Blk	Pts	Avg
1996-97	3	0	10	2	6	.333	2	3	.667	0	0	---	1	0	1	1	2	0	0	0	0	6	2.0

Johnson, DeMarco • Forward • 6-9 • 245 • College: North Carolina-Charlotte • Born Oct. 6, 1975 in Charlotte, NC
Selected in second round (38th pick overall) of 1998 NBA Draft. Signed on Sep. 10, 1999. Waived on Dec. 29, 1999.

Regular Season																							
Season	G	GS	Min	FG	FGA	Pct.	3P	3PA	Pct.	FT	FTA	Pct.	Off	Def	Tot	Ast	PF	Dq	Stl	TO	Blk	Pts	Avg
1999-00	5	0	37	3	9	.333	0	0	---	0	0	---	3	4	7	0	5	0	1	3	0	6	1.2

Johnson, DerMarr • Guard • 6-9 • 201 • College: Cincinnati • Born May 5, 1980 in Washington, D.C.
Signed to 10-day contract on Feb. 3, 2004. Signed for remainder of season on Feb. 13, 2004. Also played for Atlanta (2000-01 - 2002-03) and Denver (2004-05 - 2006-07).

Regular Season																							
Season	G	GS	Min	FG	FGA	Pct.	3P	3PA	Pct.	FT	FTA	Pct.	Off	Def	Tot	Ast	PF	Dq	Stl	TO	Blk	Pts	Avg
2003-04	21	1	287	36	97	.371	13	36	.361	28	31	.903	5	34	39	11	32	0	8	16	7	113	5.4

Playoffs																							
Season	G	GS	Min	FG	FGA	Pct.	3P	3PA	Pct.	FT	FTA	Pct.	Off	Def	Tot	Ast	PF	Dq	Stl	TO	Blk	Pts	Avg
2003-04	3	0	17	0	5	.000	0	3	.000	0	0	---	0	2	2	2	2	0	0	0	1	0	0.0

Johnson, Larry (LJ/L-ster) • Forward • 6-7 • 235 • College: Nevada-Las Vegas • Born Mar. 14, 1969 in Tyler, TX
 Traded from Charlotte for Anthony Mason and Brad Lohaus on Jul. 14, 1996. Waived and announced retirement, Oct. 10, 2001. Also played for Charlotte (1991-92 – 1995-96).

Regular Season

Season	G	GS	Min	FG	FGA	Pct.	3P	3PA	Pct.	FT	FTA	Pct.	Off	Def	Tot	Ast	PF	Dq	Stl	TO	Blk	Pts	Avg
1996-97	76	76	2613	376	735	.512	34	105	.324	190	274	.693	165	228	393	174	249	3	64	136	36	976	12.8
1997-98	70	70	2412	429	884	.485	15	63	.238	214	283	.756	175	226	401	150	193	2	40	127	13	1087	15.5
1998-99	49	48	1639	210	458	.459	33	92	.359	134	184	.817	91	193	284	119	147	1	34	89	10	587	12.0
1999-00	70	68	2281	282	652	.433	58	174	.333	128	167	.766	87	293	380	175	205	1	42	94	7	750	10.7
2000-01	65	65	2105	246	598	.411	51	163	.313	102	128	.797	90	273	363	127	209	2	39	97	29	645	9.9
Totals	330	327	11050	1543	3327	.464	191	597	.320	768	1016	.756	608	1213	1821	745	1003	9	219	543	95	4045	12.3

Playoffs

Season	G	GS	Min	FG	FGA	Pct.	3P	3PA	Pct.	FT	FTA	Pct.	Off	Def	Tot	Ast	PF	Dq	Stl	TO	Blk	Pts	Avg
1996-97	9	9	295	43	77	.558	6	17	.353	32	38	.842	11	25	36	23	27	0	7	15	1	124	13.8
1997-98	8	8	310	52	107	.486	2	10	.200	37	50	.740	25	28	53	13	30	0	10	25	3	143	17.9
1998-99	20	20	683	87	204	.426	24	82	.293	31	46	.674	22	75	97	31	64	2	21	33	1	229	11.5
1999-00	16	16	589	70	152	.461	13	33	.394	27	34	.794	15	65	80	26	47	1	8	23	2	180	11.3
2000-01	Did Not Play - Injured																						
Totals	53	53	1877	252	540	.467	45	142	.317	127	168	.756	73	193	266	93	168	3	46	96	7	676	12.8

Johnson, Neil • Center • 6-7 • 220 • College: Creighton • Born Apr. 17, 1943 in Jackson, MI
 Purchased from Allentown of Eastern League in Oct. 1966. Selected by Phoenix in 1968 NBA Expansion Draft. Also played for Phoenix (1968-69 – 1969-70) and Virginia of ABA (1970-71 – 1972-73).

Regular Season

Season	G	GS	Min	FG	FGA	Pct.	3P	3PA	Pct.	FT	FTA	Pct.	Off	Def	Tot	Ast	PF	Dq	Stl	TO	Blk	Pts	Avg
1966-67	51	3	522	59	171	.345	-	-	-	57	86	.663	-	-	167	38	102	0	-	-	-	175	3.4
1967-68	43	1	286	44	106	.415	-	-	-	23	48	.479	-	-	75	33	63	0	-	-	-	111	2.6
Totals	94	4	808	103	277	.372	-	-	-	80	134	.597	-	-	242	71	165	0	-	-	-	286	3.0

Playoffs

Season	G	GS	Min	FG	FGA	Pct.	3P	3PA	Pct.	FT	FTA	Pct.	Off	Def	Tot	Ast	PF	Dq	Stl	TO	Blk	Pts	Avg
1966-67	4	-	64	8	27	.296	-	-	-	7	8	.875	-	-	23	5	8	0	-	-	-	23	5.8
1967-68	2	-	6	2	4	.500	-	-	-	0	0	-	-	-	3	0	1	0	-	-	-	4	2.0
Totals	6	-	70	10	31	.323	-	-	-	7	8	.875	-	-	26	5	9	0	-	-	-	27	4.5

Jones, Fred • Guard • 6-2 • 225 • College: Oregon • Born Mar. 11, 1979 in Malvern, OR
 Traded from Portland, with Dan Dickau and Zach Randolph, for Channing Frye and Steve Francis on Jun. 28, 2007. Became free agent following 2007-08 season. Also played for Indiana (2002-03 – 2005-06), Toronto (2006-07), Portland (2006-07) and L.A. Clippers (2008-09).

Regular Season

Season	G	GS	Min	FG	FGA	Pct.	3P	3PA	Pct.	FT	FTA	Pct.	Off	Def	Tot	Ast	PF	Dq	Stl	TO	Blk	Pts	Avg
2007-08	70	26	1757	182	432	.421	74	192	.385	94	126	.746	30	140	170	166	140	1	48	78	18	532	7.6

Jordan, Phil • Center • 6-10 • 205 • College: Whitworth • Born Sep. 12, 1933 in Lake Port, CA • Died Jun. 7, 1965
 Traded from Minneapolis on Dec. 29, 1956. Sold to Detroit on Dec. 10, 1957. Traded from Cincinnati for cash on Jan. 18, 1961. Traded to Chicago, with Cliff Luyk, for Gene Conley on Sep. 10, 1962. Also played for Detroit (1957-58 - 1958-59), Cincinnati (1959-60 - 1960-61) and St. Louis (1962-63).

Regular Season

Season	G	GS	Min	FG	FGA	Pct.	3P	3PA	Pct.	FT	FTA	Pct.	Off	Def	Tot	Ast	PF	Dq	Stl	TO	Blk	Pts	Avg
1956-57	9	-	91	18	49	.367	-	-	-	8	12	.667	-	-	34	2	15	0	-	-	-	44	4.9
1957-58	12	-	75	16	34	.471	-	-	-	5	6	.833	-	-	24	5	17	0	-	-	-	37	3.1
1960-61	31	-	924	158	422	.374	-	-	-	89	127	.701	-	-	250	74	123	4	-	-	-	405	13.1
1961-62	76	-	2195	403	1028	.392	-	-	-	96	168	.571	-	-	482	156	258	7	-	-	-	902	11.9
Totals	128	-	3285	595	1533	.386	-	-	-	198	313	.633	-	-	790	237	413	11	-	-	-	1388	10.8

Kaftan, George (The Golden Greek) • Forward • 6-3 • 190 • College: Holy Cross • Born Feb. 22, 1928 in New York, NY
 Purchased from Boston on Jun. 21, 1950. Signed on Oct. 4, 1950. Sold to Baltimore on Nov. 20, 1952. Also played for Boston (1948-49 - 1949-50) and Baltimore (1952-53).

Regular Season

Season	G	GS	Min	FG	FGA	Pct.	3P	3PA	Pct.	FT	FTA	Pct.	Off	Def	Tot	Ast	PF	Dq	Stl	TO	Blk	Pts	Avg
1950-51	61	-	111	286	388	.738	-	-	-	78	125	.624	-	-	153	74	102	1	-	-	-	300	4.9
1951-52	52	-	955	115	307	.375	-	-	-	92	134	.687	-	-	196	88	107	0	-	-	-	322	6.2
Totals	113	-	955	226	593	.381	-	-	-	170	259	.656	-	-	349	162	209	1	-	-	-	622	5.5

Playoffs

Season	G	GS	Min	FG	FGA	Pct.	3P	3PA	Pct.	FT	FTA	Pct.	Off	Def	Tot	Ast	PF	Dq	Stl	TO	Blk	Pts	Avg
1950-51	8	-	6	18	333	.541	-	-	-	1	3	.333	-	-	6	2	-	-	-	-	-	13	1.6
1951-52	13	-	232	26	66	.394	-	-	-	28	42	.667	-	-	30	22	-	-	-	-	-	80	6.2
Totals	21	-	232	32	84	.381	-	-	-	29	45	.644	-	-	36	24	-	-	-	-	-	93	4.4

Kaplowitz, Ralph (Kappy) • Guard • 6-2 • 170 • College: New York University • Born May 18, 1919 in New York, NY • Died Feb. 2, 2009
 Member of Original 1946-47 Knicks. Sold to Philadelphia on Jan. 16, 1947. Also played for Philadelphia (1946-47 – 1947-48).

Regular Season

Season	G	GS	Min	FG	FGA	Pct.	3P	3PA	Pct.	FT	FTA	Pct.	Off	Def	Tot	Ast	PF	Dq	Stl	TO	Blk	Pts	Avg
1946-47	27	-	-	71	274	.259	-	-	-	52	71	.732	-	-	-	25	-	-	-	-	-	194	7.2

Kimble, Bo • Guard • 6-4 • 190 • College: Loyola Marymount • Born Apr. 9, 1966 in Philadelphia, PA
 Traded from L.A. Clippers, with Glenn Rivers and Charles Smith, on Sep. 22, 1992 in three-team deal; Clippers received Mark Jackson and 1995 second-round draft choice from New York and Stanley Roberts from Orlando; Orlando received 1993 first-round draft choice from New York and worst of Clippers two first round draft choices in either 1993 or 1994. Waived on Sep. 9, 1993. Also played for L.A. Clippers (1990-91 – 1991-92).

Regular Season

Season	G	GS	Min	FG	FGA	Pct.	3P	3PA	Pct.	FT	FTA	Pct.	Off	Def	Tot	Ast	PF	Dq	Stl	TO	Blk	Pts	Avg
1992-93	9	0	55	14	33	.424	2	8	.250	3	8	.375	3	8	11	5	10	0	1	6	0	33	3.7

King, Bernard (B) • Forward • 6-7 • 205 • College: Tennessee • Born Dec. 4, 1956 in Brooklyn, NY
 Signed as veteran free agent on Sep. 28, 1982; Golden State matched offer sheet and traded for Micheal Ray Richardson and 1984 fifth-round draft choice on Oct. 22, 1982. Became free agent following 1986-87 season. Also played for New Jersey (1977-78 – 1978-79, 1992-93), Utah (1979-80), Golden State (1980-81 - 81-82) and Washington (1987-88 – 1991-92).

Regular Season

Season	G	GS	Min	FG	FGA	Pct.	3P	3PA	Pct.	FT	FTA	Pct.	Off	Def	Tot	Ast	PF	Dq	Stl	TO	Blk	Pts	Avg
1982-83	68	68	2207	603	1142	.528	0	6	.000	280	388	.722	99	227	326	195	233	5	90	197	13	1486	21.9
1983-84	77	76	2667	795	1391	.572	0	4	.000	437	561	.779	123	271	394	164	273	2	75	197	17	2027	26.3
1984-85	55	55	2063	691	1303	.530	1	10	.100	426	552	.772	114	203	317	204	191	3	71	204	15	1809	32.9
1985-86	Did Not Play - Injured																						
1986-87	6	4	214	52	105	.495	0	0	-	32	43	.744	13	19	32	19	14	0	2	15	0	136	22.7
Totals	206	203	7151	2141																			

Knight, Travis • Center • 7-0 • 235 • College: Connecticut • Born Sep. 13, 1974 in Salt Lake City, UT
Traded from L.A. Lakers, with Glen Rice and 2001 first-round draft choice, as part of four-team deal on Sep. 20, 2000; New York sent Patrick Ewing to Seattle and Chris Dudley and 2001 first-round draft choice to Phoenix; Phoenix sent Luc Longley to New York; Seattle sent Vladimir Stepania, Lazaro Borrell, Vernon Maxwell, 2001 first-round draft choice and two second-round draft choices to New York. Waived on Oct. 27, 2003. Also played for L.A. Lakers (1996-97, 1998-99 – 1999-2000) and Boston (1997-98).

Regular Season

Season	G	GS	Min	FG	FGA	Pct.	3P	3PA	Pct.	FT	FTA	Pct.	Off	Def	Tot	Ast	PF	Dq	Stl	TO	Blk	Pts	Avg
2000-01	45	0	256	10	53	.189	0	1	.000	9	18	.500	19	34	53	5	47	0	5	10	11	29	0.6
2001-02	49	0	429	41	113	.363	0	0	—	16	21	.762	48	56	104	8	95	0	11	27	10	98	2.0
2002-03	32	0	287	25	65	.385	0	1	.000	10	13	.769	18	44	62	14	44	0	8	10	9	60	1.9
Totals	126	0	972	76	231	.329	0	2	.000	35	52	.673	85	134	219	27	186	0	24	47	30	187	1.5

Playoffs

Season	G	GS	Min	FG	FGA	Pct.	3P	3PA	Pct.	FT	FTA	Pct.	Off	Def	Tot	Ast	PF	Dq	Stl	TO	Blk	Pts	Avg
2000-01	1	0	1	0	0	—	0	0	—	0	0	—	0	0	0	0	1	0	0	0	0	0	0.0

Knokre, Leonard (Lee/Stretch) • Center • 6-7 • 215 • College: Detroit • Born Jul. 15, 1921 in Warsaw, Poland • Died Jul. 22, 2003

Re-signed on Sep. 4, 1947. Sold to Baltimore on Dec. 8, 1949. Also played for Baltimore (1949-50).

Regular Season

Season	G	GS	Min	FG	FGA	Pct.	3P	3PA	Pct.	FT	FTA	Pct.	Off	Def	Tot	Ast	PF	Dq	Stl	TO	Blk	Pts	Avg
1946-47	22	-	-	62	219	.283	-	-	-	47	72	.653	-	-	-	21	64	-	-	-	-	171	7.8
1947-48	48	-	-	99	369	.268	-	-	-	61	120	.508	-	-	-	50	171	-	-	-	-	259	5.4
1948-49	60	-	-	156	457	.341	-	-	-	131	183	.716	-	-	-	135	258	-	-	-	-	443	7.4
Totals	130	-	-	317	1045	.303	-	-	-	239	375	.637	-	-	-	206	493	-	-	-	-	873	6.7

Playoffs

Season	G	GS	Min	FG	FGA	Pct.	3P	3PA	Pct.	FT	FTA	Pct.	Off	Def	Tot	Ast	PF	Dq	Stl	TO	Blk	Pts	Avg
1946-47	5	-	-	21	58	.362	-	-	-	11	19	.579	-	-	-	8	22	-	-	-	-	53	10.6
1947-48	3	-	-	14	34	.412	-	-	-	10	13	.769	-	-	-	5	10	-	-	-	-	38	12.7
1948-49	6	-	-	15	37	.405	-	-	-	9	16	.563	-	-	-	10	25	-	-	-	-	39	6.5
Totals	14	-	-	50	129	.388	-	-	-	30	48	.625	-	-	-	23	57	-	-	-	-	130	9.3

Komives, Howard (Butch) • Guard • 6-1 • 185 • College: Bowling Green • Born May 9, 1941 in Toledo, OH • Died Mar. 22, 2009

Selected in second round (13th pick overall) of 1964 NBA Draft. Traded to Detroit, with Walt Bellamy, for Dave DeBusschere on Dec. 19, 1968. Also played for Detroit (1968-69 – 1971-72), Buffalo (1972-73) and Kansas City-Omaha (1973-74).

Regular Season

Season	G	GS	Min	FG	FGA	Pct.	3P	3PA	Pct.	FT	FTA	Pct.	Off	Def	Tot	Ast	PF	Dq	Stl	TO	Blk	Pts	Avg
1964-65	80	63	2378	381	1020	.374	-	-	-	212	254	.835	-	-	-	195	265	246	2	-	-	974	12.2
1965-66	80	79	2612	436	1116	.391	-	-	-	241	280	.861	-	-	-	281	425	278	5	-	-	1113	13.9
1966-67	65	63	2282	402	995	.404	-	-	-	217	253	.858	-	-	-	183	401	213	1	-	-	1021	15.7
1967-68	78	36	1660	233	631	.369	-	-	-	132	161	.820	-	-	-	168	246	170	1	-	-	598	7.7
1968-69	32	26	836	107	309	.346	-	-	-	73	86	.849	-	-	-	95	137	96	0	-	-	287	9.0
Totals	335	267	9768	1559	4071	.383	-	-	-	875	1034	.846	-	-	922	1474	1003	9	-	-	-	3993	11.9

Playoffs

Season	G	GS	Min	FG	FGA	Pct.	3P	3PA	Pct.	FT	FTA	Pct.	Off	Def	Tot	Ast	PF	Dq	Stl	TO	Blk	Pts	Avg
1966-67	4	-	128	16	59	.271	-	-	-	10	13	.769	-	-	-	11	15	13	0	-	-	42	10.5
1967-68	6	-	135	15	44	.341	-	-	-	4	6	.667	-	-	-	14	23	22	1	-	-	34	5.7
Totals	10	-	263	31	103	.301	-	-	-	14	19	.737	-	-	-	25	38	35	1	-	-	76	7.6

Kramer, Barry • Guard • 6-4 • 200 • College: New York University • Born Nov. 10, 1942 in Schenectady, NY

Signed on Feb. 14, 1965. Retired following 1964-65 season. Also played for San Francisco (1964-65) and New York of ABA (1969-70).

Regular Season

Season	G	GS	Min	FG	FGA	Pct.	3P	3PA	Pct.	FT	FTA	Pct.	Off	Def	Tot	Ast	PF	Dq	Stl	TO	Blk	Pts	Avg
1964-65	19	0	231	27	86	.314	-	-	-	30	40	.750	-	-	-	41	15	31	1	-	-	84	4.4

Kuka, Ray (Cookie) • Forward • 6-3 • 200 • College: Notre Dame • Born Feb. 17, 1922 in Havre, MT • Died Mar. 27, 1990

Signed on Jul. 21, 1947.

Regular Season

Season	G	GS	Min	FG	FGA	Pct.	3P	3PA	Pct.	FT	FTA	Pct.	Off	Def	Tot	Ast	PF	Dq	Stl	TO	Blk	Pts	Avg
1947-48	44	-	-	89	273	.326	-	-	-	50	84	.595	-	-	-	27	117	-	-	-	-	228	5.2
1948-49	8	-	-	10	36	.278	-	-	-	5	9	.556	-	-	-	11	16	-	-	-	-	25	3.1
Totals	52	-	-	99	309	.320	-	-	-	55	93	.591	-	-	-	38	133	-	-	-	-	253	4.9

Playoffs

Season	G	GS	Min	FG	FGA	Pct.	3P	3PA	Pct.	FT	FTA	Pct.	Off	Def	Tot	Ast	PF	Dq	Stl	TO	Blk	Pts	Avg
1947-48	3	-	-	3	10	.300	-	-	-	2	2	1.000	-	-	-	0	12	-	-	-	-	8	2.7

Landry, Marcus • Forward • 6-7 • 230 • College: Wisconsin • Born Nov. 1, 1985 in Milwaukee, WI

Signed as free agent on Sep. 24, 2009. Traded to Boston, with Nate Robinson, for Eddie House, J.R. Giddens, Bill Walker and future conditional second-round draft choice on Feb. 18, 2010. Also played for Boston (2009-10).

Regular Season

Season	G	GS	Min	FG	FGA	Pct.	3P	3PA	Pct.	FT	FTA	Pct.	Off	Def	Tot	Ast	PF	Dq	Stl	TO	Blk	Pts	Avg
2009-10	17	0	108	16	41	.390	9	26	.346	3	5	.600	5	14	19	0	14	0	1	6	2	44	2.6

Lang, Andrew • Center • 6-11 • 275 • College: Arkansas • Born Jun. 28, 1966 in Pine Bluff, AR

Signed as free agent on Sep. 28, 1999. Became free agent following 1999-2000 season. Also played for Phoenix (1988-89 – 1991-92), Philadelphia (1992-93), Atlanta (1993-94 – 1995-96), Minnesota (1995-96), Milwaukee (1996-97 – 1997-98) and Chicago (1998-99).

Regular Season

Season	G	GS	Min	FG	FGA	Pct.	3P	3PA	Pct.	FT	FTA	Pct.	Off	Def	Tot	Ast	PF	Dq	Stl	TO	Blk	Pts	Avg
1999-00	19	10	244	28	64	.438	0	0	—	3	7	.429	16	44	60	3	31	0	8	5	6	59	3.1

Playoffs

Season	G	GS	Min	FG	FGA	Pct.	3P	3PA	Pct.	FT	FTA	Pct.	Off	Def	Tot	Ast	PF	Dq	Stl	TO	Blk	Pts	Avg
1999-00	0	0	0	0	0	—	0	0	—	0	0	—	0	0	0	0	0	0	0	0	0	0	0.0

Lavelli, Tony • Forward • 6-3 • 185 • College: Yale • Born Jul. 11, 1926 in Somerville, MA • Died: Jan. 8, 1998

Signed on Nov. 23, 1950. Also played for Boston (1949-50).

Regular Season

Season	G	GS	Min	FG	FGA	Pct.	3P	3PA	Pct.	FT	FTA	Pct.	Off	Def	Tot	Ast	PF	Dq	Stl	TO	Blk	Pts	Avg
1950-51	30	-	-	32	93	.344	-	-	-	35	41	.854	-	-	59	23	56	1	-	-	-	99	3.3

Playoffs

Season	G	GS	Min	FG	FGA	Pct.	3P	3PA	Pct.	FT	FTA	Pct.	Off	Def	Tot	Ast	PF	Dq	Stl	TO	Blk	Pts	Avg
1950-51	2	-	-	1	5	.200	-	-	-	2	2	1.000	-	-	1	1	2	0	-	-	-	4	2.0

Layton, Dennis (Mo) • Guard • 6-1 • 182 • College: Southern California • Born Dec. 24, 1948 in Newark, NJ

Signed as free agent in Oct. 1976. Waived on Oct. 14, 1977. Also played for Phoenix (1971-72 – 1972-73), Memphis of ABA (1973-74), Portland (1973-74) and San Antonio (1977-78).

Regular Season

Season	G	GS	Min	FG	FGA	Pct.	3P	3PA	Pct.	FT	FTA	Pct.	Off	Def	Tot</
--------	---	----	-----	----	-----	------	----	-----	------	----	-----	------	-----	-----	-------

Lucas, Jerry (Luke) • Forward/Center • 6-8 • 235 • College: Ohio State • Born Mar. 30, 1940 in Middletown, OH
 Traded from San Francisco for Cazzie Russell on May 7, 1971. Retired following 1973-74 season. Also played for Cincinnati (1963-64 – 1969-70), San Francisco (1969-70 – 1970-71). Elected to Naismith Memorial Basketball Hall of Fame in 1980.

Regular Season																								
Season	G	GS	Min	FG	FGA	Pct.	3P	3PA	Pct.	FT	FTA	Pct.	Off	Def	Tot	Ast	PF	Dq	Stl	TO	Blk	Pts	Avg	
1971-72	77	68	2926	543	1060	.512	-	-	-	197	249	.791	-	-	1011	318	218	1	-	-	-	1283	16.7	
1972-73	71	38	2001	312	608	.513	-	-	-	80	100	.800	-	-	510	317	157	0	-	-	-	704	9.9	
1973-74	73	14	1627	194	420	.462	-	-	-	67	96	.698	62	312	374	230	134	0	28	-	-	24	455	6.2
Totals	221	120	6554	1049	2088	.502	-	-	-	344	445	.773	62	312	1895	865	509	1	28	-	-	24	2442	11.0
Playoffs																								
Season	G	GS	Min	FG	FGA	Pct.	3P	3PA	Pct.	FT	FTA	Pct.	Off	Def	Tot	Ast	PF	Dq	Stl	TO	Blk	Pts	Avg	
1971-72	16	-	737	119	238	.500	-	-	-	59	71	.831	-	-	173	85	49	1	-	-	-	297	18.6	
1972-73	17	-	368	54	112	.482	-	-	-	20	23	.870	-	-	85	39	47	0	-	-	-	128	7.5	
1973-74	11	-	115	5	21	.238	-	-	-	0	0	—	6	16	22	9	0	4	-	-	-	10	0.9	
Totals	44	-	1220	178	371	.480	-	-	-	79	94	.840	6	16	280	133	105	1	4	-	0	435	9.9	

Lucas, Maurice (Mo/Luke) • Forward • 6-9 • 238 • College: Marquette • Born Feb. 18, 1952 in Pittsburgh, PA
 Traded from New Jersey in exchange for not exercising right of first refusal on Ray Williams on Oct. 25, 1981. Traded to Phoenix for Leonard Robinson on Jul. 7, 1982. Also played for St. Louis (1974-75 – 1975-76) and Kentucky (1975-76) of ABA and Portland (1976-77 – 1979-80, 1987-88), New Jersey (1979-80 – 1980-81), Phoenix (1982-83 – 1984-85), L.A. Lakers (1985-86) and Seattle (1986-87).

Regular Season																							
Season	G	GS	Min	FG	FGA	Pct.	3P	3PA	Pct.	FT	FTA	Pct.	Off	Def	Tot	Ast	PF	Dq	Stl	TO	Blk	Pts	Avg
1981-82	80	74	2671	505	1001	.504	0	3	.000	253	349	.725	274	629	903	179	309	4	68	173	70	1263	15.8

Lumppp, Ray • Guard • 6-1 • 180 • College: New York University • Born Jul. 11, 1923 in Brooklyn, NY
 Traded from Indianapolis for Tommy Byrnes on Jan. 26, 1949. Sold to Baltimore on Nov. 28, 1952 for cash and a 1953 second-round draft choice. Also played for Indianapolis (1948-49) and Baltimore (1952-53).

Regular Season																							
Season	G	GS	Min	FG	FGA	Pct.	3P	3PA	Pct.	FT	FTA	Pct.	Off	Def	Tot	Ast	PF	Dq	Stl	TO	Blk	Pts	Avg
1948-49	24	-	117	311	.376	-	-	-	-	90	112	.804	-	-	34	74	-	-	-	-	-	324	13.5
1949-50	58	-	91	283	.322	-	-	-	-	86	108	.796	-	-	90	117	-	-	-	-	-	268	4.6
1950-51	64	-	153	379	.404	-	-	-	-	124	160	.775	-	-	125	115	160	2	-	-	-	430	6.7
1951-52	62	-	137	184	.476	.387	-	-	-	90	119	.756	-	-	125	123	165	4	-	-	-	458	7.4
1952-53	6	-	99	8	30	.267	-	-	-	12	12	1.000	-	-	18	12	-	-	-	-	-	28	4.7
Totals	214	-	1416	553	1479	.374	-	-	-	402	511	.787	-	-	268	374	516	6	-	-	-	1508	7.0
Playoffs																							
Season	G	GS	Min	FG	FGA	Pct.	3P	3PA	Pct.	FT	FTA	Pct.	Off	Def	Tot	Ast	PF	Dq	Stl	TO	Blk	Pts	Avg
1948-49	6	-	21	73	.288	-	-	-	-	27	35	.771	-	-	11	26	-	-	-	-	-	69	11.5
1949-50	5	-	10	18	.556	-	-	-	-	2	3	.667	-	-	3	10	-	-	-	-	-	22	4.4
1950-51	13	-	24	67	.358	-	-	-	-	20	23	.870	-	-	20	23	40	3	-	-	-	68	5.2
1951-52	12	-	194	13	53	.245	-	-	-	23	25	.920	-	-	19	15	35	1	-	-	-	49	4.1
Totals	36	-	194	68	211	.322	-	-	-	72	86	.837	-	-	39	52	111	4	-	-	-	208	5.8

Macklin, Rudy • Guard/Forward • 6-7 • 215 • College: Louisiana State • Born Feb. 19, 1958 in Louisville, KY
 Traded from Atlanta for Sylvester Williams and cash on Jun. 29, 1983. Waived on Dec. 20, 1983. Also played for Atlanta (1981-82 – 1982-83).

Regular Season																							
Season	G	GS	Min	FG	FGA	Pct.	3P	3PA	Pct.	FT	FTA	Pct.	Off	Def	Tot	Ast	PF	Dq	Stl	TO	Blk	Pts	Avg
1983-84	8	0	65	12	30	.400	0	0	—	11	13	.846	5	6	11	3	17	0	1	6	0	35	4.4

Mangiapane, Frank • Guard • 5-10 • 195 • College: New York Univ. • Born Aug. 25, 1925 in New York, NY • Died Jul. 31, 2005
 Signed on Jan. 24, 1947.

Regular Season																							
Season	G	GS	Min	FG	FGA	Pct.	3P	3PA	Pct.	FT	FTA	Pct.	Off	Def	Tot	Ast	PF	Dq	Stl	TO	Blk	Pts	Avg
1946-47	6	-	2	13	.154	-	-	-	-	1	3	.333	-	-	0	6	-	-	-	-	-	5	0.8

Marbury, Stephon (Starbury) • Guard • 6-2 • 205 • College: Georgia Tech • Born Feb. 20, 1977 in Brooklyn, NY
 Traded from Phoenix, with Anfernee Hardaway and Cezary Trybanski, for Howard Easley, Charlie Ward, Antonio McDyess, Maciej Lampe, draft rights to Milos Vujanic, 2004 first-round draft choice and future first-round draft choice on Jan. 5, 2004. Waived on Feb. 24, 2009. Also played for Minnesota (1996-97 – 1998-99), New Jersey (1998-99 – 2000-01), Phoenix (2001-02 – 2003-04) and Boston (2008-09).

Regular Season																							
Season	G	GS	Min	FG	FGA	Pct.	3P	3PA	Pct.	FT	FTA	Pct.	Off	Def	Tot	Ast	PF	Dq	Stl	TO	Blk	Pts	Avg
2003-04	47	47	1839	336	780	.431	50	156	.321	209	251	.833	39	107	145	438	98	0	65	152	4	931	19.8
2004-05	82	82	3281	604	1308	.462	115	325	.354	458	549	.834	50	198	248	668	186	1	122	233	6	1781	21.7
2005-06	60	60	2193	349	774	.451	33	104	.317	246	326	.755	25	150	175	382	143	0	63	157	4	977	16.3
2006-07	74	74	2748	395	952	.415	123	345	.357	297	386	.769	36	177	213	403	185	3	71	179	10	1210	16.4
2007-08	24	19	805	111	265	.419	28	74	.378	83	116	.716	17	42	59	113	57	0	21	48	2	333	13.9
2008-09																							
Totals	287	282	10866	1795	4079	.440	349	1004	.348	1293	1628	.794	167	674	841	2004	669	4	342	769	26	5232	18.2
Playoffs																							
Season	G	GS	Min	FG	FGA	Pct.	3P	3PA	Pct.	FT	FTA	Pct.	Off	Def	Tot	Ast	PF	Dq	Stl	TO	Blk	Pts	Avg
2003-04	4	4	174	31	83	.373	6	20	.300	17	25	.680	5	12	17	26	9	0	7	14	0	85	21.3

Martin, Ronald (Whitey) • Guard • 6-2 • 185 • College: St. Bonaventure • Born Apr. 11, 1939 in Hamburg, NY
 Selected in second round (10th pick overall) of 1961 NBA. Signed on Apr. 5, 1961.

Regular Season																							
Season	G	GS	Min	FG	FGA	Pct.	3P	3PA	Pct.	FT	FTA	Pct.	Off	Def	Tot	Ast	PF	Dq	Stl	TO	Blk	Pts	Avg
1961-62	66	-	1018	95	292	.325	-	-	-	37	55	.673	-	-	158	115	158	4	-	-	-	227	3.4

Martin, Slater (Dugie) • Guard • 5-10 • 170 • College: Texas • Born Oct. 22, 1925 in Houston, TX
 Traded from Minneapolis, with Jerry Bird and player to be named later, for Walter Dukes and draft rights to Burdette Halderson on Oct. 26, 1956. Traded to St. Louis for Willie Naulls on Dec. 10, 1956. Also played for Minneapolis (1949-50 – 1955-56) and St. Louis (1956-57 – 1959-60). Elected to Naismith Memorial Basketball Hall of Fame in 1982.

Regular Season																							
Season	G	GS	Min	FG	FGA	Pct.	3P	3PA	Pct.	FT	FTA	Pct.	Off	Def	Tot	Ast	PF	Dq	Stl	TO	Blk	Pts	Avg
1956-57	13	-	376	33	101	.327	-	-	-	44	53	.830	-	-	42	39	28	0	-	-	-	110	8.5

Martin, William (Bill) • Forward • 6-7 • 205 • College: Georgetown • Born Aug. 16, 1962 in Washington DC
 Signed to first of two consecutive 10-day contracts on Mar. 29, 1987. Contract expired on Apr. 18, 1987. Also played for Indiana (1985-86) and Phoenix (1987-88).

Regular Season																							
Season	G	GS	Min	FG	FGA	Pct.	3P	3PA	Pct.	FT	FTA	Pct.	Off	Def	Tot	Ast	PF	Dq	Stl	TO	Blk	Pts	Avg
1986-87	8	0	68	9	25	.360	0	0	—	7	8	.875	2	5	7	0	5	0	4	7	2	25	3.1

Mason, Anthony (Mase) • Forward • 6-8 • 260 • College: Tennessee State • Born Dec. 14, 1966 in Miami, FL
 Signed as free agent on Jul. 30, 1991. Re-signed on Sep. 21, 1995. Traded to Charlotte, with Brad Lohaus, for Larry Johnson on Jul. 14, 1996. Also played for New Jersey (1989-90), Denver (1990-91), Charlotte (1996-97 – 1999-2000), Miami (2000-01) and Milwaukee (2001-02 – 2002-03).

Regular Season																							
Season	G	GS	Min	FG	FGA	Pct.	3P	3PA	Pct.	FT	FTA	Pct.	Off	Def	Tot	Ast	PF	Dq	Stl	TO	Blk	Pts	Avg
1991-92	82	0	2198	203	399	.509	0	0	—	167	260	.642	216	357	573	106	229	0	46	101	28	573	7.0
1992-93	81	0	2482	316	629	.502	0	0	—	199	292	.682	231	409	640	170	240	2	43	137	19	831	10.3
1993-94	73	12	1903	206	433	.476	0	1	.000	116	161	.720	158	269	427	151	190	2	31	107	9	528	7.2
1994-95	77	11	2496	287	507	.566	0	1	.000	191	298	.641	182	468	650	240	253	3	69	123	21	765	9.9
1995-96	82	82	3457	449	798	.563	0	0	—	298	414	.720	220	544	764	363	246	3	69	211	34	1196	14.6
Totals	395	105	12536	1461	2766	.528	0	2	.000	971	1425	.681	1007	2047	3054	1030	1158	10	258	679	111	3893	9.9
Playoffs																							
Season	G	GS	Min	FG	FGA	Pct.	3P	3PA	Pct.	FT	FTA	Pct.	Off	Def	Tot	Ast	PF	Dq	Stl	TO	Blk	Pts	Avg
1991-92	12	0	288	19	43	.442																	

Mayfield, Ken • Guard • 6-2 • 185 • College: Tuskegee • Born May 11, 1948 in Chicago, IL

Selected in third round (50th pick overall) of 1971 NBA Draft. Waived on Nov. 24, 1975.

Regular Season

Season	G	GS	Min	FG	FGA	Pct.	3P	3PA	Pct.	FT	FTA	Pct.	Off	Def	Tot	Ast	PF	Dq	Stl	TO	Blk	Pts	Avg
1975-76	13	0	64	17	46	.370	-	-	-	3	3	1.000	1	7	8	4	18	0	0	-	0	37	2.8

McAdoo, Bob (Doo) • Center/Forward • 6-9 • 225 • College: North Carolina • Born Sep. 25, 1951 in Greensboro, NC

Traded from Buffalo, with Tom McMillen, for John Gianelli and cash on Dec. 9, 1976. Traded to Boston for three 1979 first-round draft choices and player to be named later (Tom Barker) on Feb. 12, 1979. Also played for Buffalo (1972-73 – 1976-77), Boston (1978-79), Detroit (1979-80 – 1980-81), New Jersey (1980-81), L.A. Lakers (1981-82 – 1984-85) and Philadelphia (1985-86). Elected to Naismith Memorial Basketball Hall of Fame in 2000.

Regular Season

Season	G	GS	Min	FG	FGA	Pct.	3P	3PA	Pct.	FT	FTA	Pct.	Off	Def	Tot	Ast	PF	Dq	Stl	TO	Blk	Pts	Avg
1976-77	52	49	2031	558	1045	.534	-	-	-	271	358	.757	133	529	662	140	188	2	61	-	65	1387	26.7
1977-78	79	78	3182	814	1564	.520	-	-	-	469	645	.727	236	774	1010	298	297	6	105	346	126	2097	26.5
1978-79	40	32	1597	429	793	.541	-	-	-	218	335	.651	94	285	379	128	134	2	62	153	47	1076	26.9
Totals	171	159	6810	1801	3402	.529	-	-	-	958	1338	.716	463	1588	2051	566	619	10	228	499	238	4560	26.7

Playoffs

Season	G	GS	Min	FG	FGA	Pct.	3P	3PA	Pct.	FT	FTA	Pct.	Off	Def	Tot	Ast	PF	Dq	Stl	TO	Blk	Pts	Avg
1977-78	6	-	238	61	126	.484	-	-	-	21	35	.600	11	47	58	23	19	0	7	23	12	143	23.8

NBA All-Star

Season	Min	FG	FGA	Pct.	3P	3PA	Pct.	FT	FTA	Pct.	Off	Def	Tot	Ast	PF	Dq	Stl	TO	Blk	Pts
1977	38	13	23	.565	-	-	-	4	4	1.000	3	7	10	2	3	0	3	-	1	30
1978	20	7	14	.500	-	-	-	0	0	-	3	1	4	0	2	0	1	3	2	14
Total	58	20	37	.541	-	-	-	4	4	1.000	6	8	14	2	5	0	4	3	44	

McCann, Brendan • Guard • 6-2 • 178 • College: St. Bonaventure • Born Jul. 5, 1935 in Brooklyn, NY

Selected in first round (fifth pick overall) of 1957 NBA Draft. Signed on May 14, 1957. Waived on Jan. 11, 1960.

Regular Season

Season	G	GS	Min	FG	FGA	Pct.	3P	3PA	Pct.	FT	FTA	Pct.	Off	Def	Tot	Ast	PF	Dq	Stl	TO	Blk	Pts	Avg
1957-58	36	-	295	22	100	.220	-	-	-	25	41	.610	-	-	45	54	34	0	-	-	-	69	1.9
1958-59	1	-	7	0	3	.000	-	-	-	0	0	-	-	-	1	1	0	-	-	-	0	0.0	
1959-60	4	-	29	1	10	.100	-	-	-	3	3	1.000	-	-	4	10	2	0	-	-	-	5	1.3
Totals	41	-	331	23	113	.204	-	-	-	28	44	.636	-	-	50	65	37	0	-	-	-	74	1.8

McCarty, Walter • Forward • 6-10 • 230 • College: Kentucky • Born Feb. 1, 1974 in Evansville, IN

Selected in first round (19th pick overall) of 1996 NBA Draft. Traded to Boston, with John Thomas, Dontaé Jones, Scott Brooks, for Chris Mills and two future second-round draft choices on Oct. 22, 1997. Also played for Boston (1997-98 – 2004-05) and Phoenix (2004-05).

Regular Season

Season	G	GS	Min	FG	FGA	Pct.	3P	3PA	Pct.	FT	FTA	Pct.	Off	Def	Tot	Ast	PF	Dq	Stl	TO	Blk	Pts	Avg
1996-97	35	0	192	26	68	.382	4	14	.286	8	14	.571	8	15	23	13	38	0	7	17	9	64	1.8

Playoffs

Season	G	GS	Min	FG	FGA	Pct.	3P	3PA	Pct.	FT	FTA	Pct.	Off	Def	Tot	Ast	PF	Dq	Stl	TO	Blk	Pts	Avg
1996-97	2	0	4	2	2	1.000	0	0	-	0	0	-	0	0	0	0	0	0	1	0	0	4	2.0

McCormick, Tim • Center • 7-0 • 240 • College: Michigan • Born Mar. 10, 1962 in Detroit, MI

Traded from Atlanta for Maurice Cheeks on Oct. 2, 1991. Became free agent following 1993-94 season. Also played for Seattle (1984-85 – 1985-86), Philadelphia (1986-87 – 1987-88), New Jersey (1987-88), Houston (1988-89 – 1989-90) and Atlanta (1990-91).

Regular Season

Season	G	GS	Min	FG	FGA	Pct.	3P	3PA	Pct.	FT	FTA	Pct.	Off	Def	Tot	Ast	PF	Dq	Stl	TO	Blk	Pts	Avg
1991-92	22	0	108	14	33	.424	0	0	-	14	21	.667	14	20	34	9	18	0	2	8	0	42	1.9
1992-93	-	-	-	-	-	-	-	-	-	-	-	-	-	-	-	-	-	-	-	-	-	-	-
1993-94	-	-	-	-	-	-	-	-	-	-	-	-	-	-	-	-	-	-	-	-	-	-	-
Totals	22	0	108	14	33	.424	0	0	-	14	21	.667	14	20	34	9	18	0	2	8	0	42	1.9

Playoffs

Season	G	GS	Min	FG	FGA	Pct.	3P	3PA	Pct.	FT	FTA	Pct.	Off	Def	Tot	Ast	PF	Dq	Stl	TO	Blk	Pts	Avg
1991-92	1	0	6	0	2	.000	0	0	-	0	0	-	0	3	3	0	1	0	0	0	0	0	0.0

McDaniel, Xavier (X-Man) • Forward • 6-7 • 218 • College: Wichita State • Born Jun. 4, 1963 in Columbia, SC

Traded from Phoenix for Trent Tucker, Jerrod Mustaf and 1992 and 1994 second-round draft choices on Oct. 1, 1991. Became free agent following 1991-92 season. Also played for Seattle (1985-86 – 1990-91), Phoenix (1990-91), Boston (1992-93 – 1994-95) and New Jersey (1996-97 – 1997-98).

Regular Season

Season	G	GS	Min	FG	FGA	Pct.	3P	3PA	Pct.	FT	FTA	Pct.	Off	Def	Tot	Ast	PF	Dq	Stl	TO	Blk	Pts	Avg
1991-92	82	82	2344	488	1021	.478	12	39	.308	137	192	.714	176	284	460	149	241	3	57	147	24	1125	13.7

Playoffs

Season	G	GS	Min	FG	FGA	Pct.	3P	3PA	Pct.	FT	FTA	Pct.	Off	Def	Tot	Ast	PF	Dq	Stl	TO	Blk	Pts	Avg
1991-92	12	12	458	94	197	.477	2	8	.250	36	49	.735	43	43	86	23	34	1	9	27	2	226	18.8

McDyess, Antonio • Forward • 6-9 • 245 • College: Alabama • Born Sep. 7, 1974 in Quitman, MS

Traded from Denver, with draft rights to Frank Williams and 2003 second-round draft choice, for Marcus Camby, Mark Jackson and draft rights to Maybryner Hilario on Jun. 26, 2002. Traded to Phoenix, with Howard Easley, Charlie Ward, Maciej Lampe, draft rights to Milos Vujanic, 2004 first-round draft choice and future first-round draft choice, for Anfernee Hardaway, Stephon Marbury and Cezary Trybanski on Jan. 5, 2004. Also played for Denver (1995-96 – 1996-97, 1998-99 – 2001-02), Phoenix (1997-98, 2003-04), Detroit (2004-05 – 2008-09) and San Antonio (2009-10).

Regular Season

Season	G	GS	Min	FG	FGA	Pct.	3P	3PA	Pct.	FT	FTA	Pct.	Off	Def	Tot	Ast	PF	Dq	Stl	TO	Blk	Pts	Avg
2002-03	-	-	-	-	-	-	-	-	-	-	-	-	-	-	-	-	-	-	-	-	-	-	-
2003-04	18	6	421	65	145	.458	0	0	-	22	38	.579	31	88	119	20	46	0	12	27	11	152	8.4
Totals	18	6	421	65	145	.458	0	0	-	22	38	.579	31	88	119	20	46	0	12	27	11	152	8.4

McGaha, Melvin (Mel) • Guard • 6-1 • 190 • College: Arkansas • Born Sep. 26, 1926 in Bastrop, LA • Died Feb. 3, 2002

Selected in 1948 BAA Draft. Signed on Sep. 1, 1948.

Regular Season

Season	G	GS	Min	FG	FGA	Pct.	3P	3PA	Pct.	FT	FTA	Pct.	Off	Def	Tot	Ast	PF	Dq	Stl	TO	Blk	Pts	Avg
1948-49	51	-	-	62	195	.318	-	-	-	52	88	.591	-	-	-	51	104	-	-	-	-	176	3.5

Playoffs

Season	G	GS	Min	FG	FGA	Pct.	3P	3PA	Pct.	FT	FTA	Pct.	Off	Def	Tot	Ast	PF	Dq	Stl	TO	Blk	Pts	Avg
1948-49	2	-	-	0	3	.000	-	-	-	1	2	.500	-	-	-	2	6	-	-	-	-	1	0.5

McGill, Bill (The Hill) • Center • 6-9 • 225 • College: Utah • Born Sep. 16, 1939 in San Angelo, TX

Traded from Baltimore for Gene Shue and Paul Hogue on Oct. 29, 1963. Traded to St. Louis for 1965 second-round draft choice and cash on Oct. 18, 1964. Also played for Chicago (1962-63), Baltimore (1963-64), St. Louis (1964-65) and L.A. Lakers (1964-65) and Denver (1968-69), Pittsburgh (1969-70), Los Angeles (1969-70) and Dallas (1969-70) of ABA.

Regular Season

Season	G	GS	Min	FG	FGA	Pct.	3P	3PA	Pct.	FT	FTA	Pct.	Off	Def	Tot	Ast	PF	Dq	Stl	TO	Blk	Pts	Avg
1963-64	68	-	1727	445	914	.487	-	-	-	195	271	.720	-	-	398	121	212	7	-	-	-	1085	16.0

McGrady, Tracy • Guard/Forward • 6-8 • 223 • College: None • Born May 24, 1979 in Bartow, FL

Traded from Houston as part of a three-team deal on Feb. 18, 2010. Houston sent Tracy McGrady to New York, and Carl Landry and Joey Dorsey to Sacramento. New York sent Larry Hughes to Sacramento and Jordan Hill, Jared Jeffries, and a protected 2012 first-round draft choice to Houston. Houston also received the right to exchange 2011 first-round draft choices with New York. Sacramento sent Sergio Rodriguez to New York and Kevin Martin and Hilton Armstrong to Houston. Became free agent following 2009-10 season. Also played for Toronto (1997-98 – 1999-2000), Orlando (2000-01 – 2003-04) and Houston (2004-05 – 2009-10).

Regular Season

Season	G	GS	Min	FG	FGA
--------	---	----	-----	----	-----

McGuire, Dick (Tricky Dick/Dick The Knick) • Guard • 6-0 • 180 • College: St. John's (NY) • Born Jan. 26, 1926 in The Bronx, NY • Died Feb. 3, 2010
 Selected in first round (eighth overall) of 1949 BAA Draft. Re-signed on Aug. 21, 1951, Nov. 5, 1952, Aug. 7, 1956 and Aug. 29, 1957.
 Traded to Detroit for 1958 first-round draft choice on Apr. 3, 1957. Also played for Detroit (1957-58 - 1959-60). Elected to Naismith Memorial Basketball Hall of Fame in 1993.

Regular Season

Season	G	GS	Min	FG	FGA	Pct.	3P	3PA	Pct.	FT	FTA	Pct.	Off	Def	Tot	Ast	PF	Dq	Stl	TO	Blk	Pts	Avg
1949-50	68	-	-	190	563	.337	-	-	-	204	313	.652	-	-	-	386	160	-	-	-	-	584	8.6
1950-51	64	-	-	179	482	.371	-	-	-	179	276	.649	-	-	334	400	154	2	-	-	-	537	8.4
1951-52	64	-	2018	204	474	.430	-	-	-	183	290	.631	-	-	332	388	181	4	-	-	-	591	9.2
1952-53	61	-	1783	142	373	.381	-	-	-	153	269	.569	-	-	280	296	172	3	-	-	-	437	7.2
1953-54	68	-	2343	201	493	.408	-	-	-	220	345	.638	-	-	310	354	199	3	-	-	-	622	9.1
1954-55	71	-	2310	226	581	.389	-	-	-	195	303	.644	-	-	322	542	143	0	-	-	-	647	9.1
1955-56	62	-	1685	152	438	.347	-	-	-	121	193	.627	-	-	220	362	146	0	-	-	-	425	6.9
1956-57	72	-	1191	140	366	.383	-	-	-	105	163	.644	-	-	146	222	103	0	-	-	-	385	5.3
Totals	530	-11330	1434	3770	.380	-	-	-	-	1360	2152	.632	-	-	1944	2950	1258	12	-	-	-	4228	8.0

Playoffs

Season	G	GS	Min	FG	FGA	Pct.	3P	3PA	Pct.	FT	FTA	Pct.	Off	Def	Tot	Ast	PF	Dq	Stl	TO	Blk	Pts	Avg
1949-50	5	-	-	22	52	.423	-	-	-	19	26	.731	-	-	27	-	-	-	-	-	-	63	12.6
1950-51	14	-	-	25	80	.313	-	-	-	24	53	.453	-	-	83	78	-	-	-	-	-	74	5.3
1951-52	14	-	546	48	107	.449	-	-	-	49	86	.570	-	-	71	90	-	-	-	-	-	145	10.4
1952-53	11	-	360	24	59	.407	-	-	-	35	55	.636	-	-	63	70	-	-	-	-	-	83	7.5
1953-54	4	-	68	4	16	.250	-	-	-	3	5	.600	-	-	4	5	-	-	-	-	-	11	2.8
1954-55	3	-	75	6	19	.316	-	-	-	8	12	.667	-	-	9	12	-	-	-	-	-	20	6.7
Totals	51	-	1049	129	333	.387	-	-	-	138	237	.582	-	-	230	282	-	-	-	-	-	396	7.8

NBA All-Star

Season	Min	FG	FGA	Pct.	3P	3PA	Pct.	FT	FTA	Pct.	Off	Def	Tot	Ast	PF	Dq	Stl	TO	Blk	Pts
1951	3	4	.750	-	-	-	-	0	0	-	-	-	5	10	2	0	-	-	-	6
1952	18	0	0	-	-	-	-	1	3	.333	-	-	1	4	0	0	-	-	-	1
1954	24	2	5	.400	-	-	-	0	0	-	-	-	4	2	1	0	-	-	-	4
1955	25	1	2	.500	-	-	-	1	2	.500	-	-	3	6	1	0	-	-	-	3
1956	29	2	9	.222	-	-	-	2	5	.400	-	-	0	3	1	0	-	-	-	6
Totals	96	8	20	.400	-	-	-	4	10	.400	-	-	13	25	5	0	-	-	-	20

McKinney, Carlton • Forward/Guard • 6-5 • 210 • College: Southern Methodist • Born Oct. 21, 1964 in San Diego, CA
 Signed as free agent on Sep. 30, 1991. Waived on Nov. 14, 1991. Also played for L.A. Clippers (1989-90).

Regular Season

Season	G	GS	Min	FG	FGA	Pct.	3P	3PA	Pct.	FT	FTA	Pct.	Off	Def	Tot	Ast	PF	Dq	Stl	TO	Blk	Pts	Avg
1991-92	2	0	9	2	9	.222	0	0	-	0	0	-	0	1	1	0	0	0	0	0	0	4	2.0

McMillen, Tom • Center • 6-11 • 235 • College: Maryland • Born May 26, 1952 in Mansfield, PA

Traded from Buffalo, with Bob McAdoo, for John Gianelli and cash on Dec. 9, 1976. Traded to Atlanta for 1978 second-round draft choice on Nov. 14, 1977. Also played for Buffalo (1975-76 - 1976-77), Atlanta (1977-78 - 1982-83) and Washington (1983-84 - 1985-86).

Regular Season

Season	G	GS	Min	FG	FGA	Pct.	3P	3PA	Pct.	FT	FTA	Pct.	Off	Def	Tot	Ast	PF	Dq	Stl	TO	Blk	Pts	Avg
1976-77	56	22	1222	229	471	.486	-	-	-	70	87	.805	85	232	317	51	134	0	10	-	4	528	9.4
1977-78	-	-	-	-	-	-	-	-	-	-	-	-	-	-	-	-	-	-	-	-	-	-	-
Totals	56	22	1222	229	471	.486	-	-	-	70	87	.805	85	232	317	51	134	0	10	-	4	528	9.4

McMillian, Jim • Forward • 6-5 • 225 • College: Columbia • Born Mar. 11, 1948 in Raeford, NC

Purchased from Buffalo on Sep. 10, 1976. Became free agent following 1977-78 season; received from Portland future draft choice as compensation. Also played for L.A. Lakers (1970-71 - 1972-73), Buffalo (1973-74 - 1975-76) and Portland (1978-79).

Regular Season

Season	G	GS	Min	FG	FGA	Pct.	3P	3PA	Pct.	FT	FTA	Pct.	Off	Def	Tot	Ast	PF	Dq	Stl	TO	Blk	Pts	Avg
1976-77	67	60	2158	298	642	.464	-	-	-	67	86	.779	66	241	307	139	103	0	63	-	5	663	9.9
1977-78	81	63	1977	288	623	.462	-	-	-	115	134	.858	80	209	289	205	116	0	76	104	17	691	8.5
Totals	148	123	4135	586	1265	.463	-	-	-	182	220	.827	146	450	596	344	219	0	139	104	22	1354	9.1

Playoffs

Season	G	GS	Min	FG	FGA	Pct.	3P	3PA	Pct.	FT	FTA	Pct.	Off	Def	Tot	Ast	PF	Dq	Stl	TO	Blk	Pts	Avg
1977-78	6	-	134	24	53	.453	-	-	-	5	6	.833	9	12	21	11	3	0	7	-	0	53	8.8

McNealy, Chris • Forward • 6-7 • 215 • College: San Jose State • Born Jul. 15, 1961 in Fresno, CA

Signed to 10-day contract on Feb. 13, 1986. Re-signed for remainder of season on Feb. 23, 1986. Re-signed as free agent on Jun. 17, 1986. Waived on Dec. 15, 1987.

Regular Season

Season	G	GS	Min	FG	FGA	Pct.	3P	3PA	Pct.	FT	FTA	Pct.	Off	Def	Tot	Ast	PF	Dq	Stl	TO	Blk	Pts	Avg
1985-86	30	6	627	70	144	.486	0	0	-	31	47	.660	62	141	203	41	88	2	38	35	12	171	5.7
1986-87	59	16	972	88	179	.492	0	0	-	52	80	.650	74	153	227	46	136	1	36	64	16	228	3.9
1987-88	19	0	265	23	74	.311	0	0	-	21	31	.677	24	40	64	23	50	1	16	17	2	67	3.5
Totals	108	22	1864	181	397	.456	0	0	-	104	158	.658	160	334	494	110	274	4	90	116	30	466	4.3



George Kalinsky for Madison Square Garden

McNeill, Bob • Guard • 6-1 • 180 • College: St. Joseph's (PA) • Born Oct. 22, 1938 in Philadelphia, PA

Selected in third round (19th pick overall) of 1960 NBA Draft. Traded to Chicago, with Charlie Tyra, for Dave Budd on May 16, 1961. Also played for Philadelphia (1961-62) and L.A. Lakers (1961-62).

Regular Season

Season	G	GS	Min	FG	FGA	Pct.	3P	3PA	Pct.	FT	FTA	Pct.	Off	Def	Tot	Ast	PF	Dq	Stl	TO	Blk	Pts	Avg
1960-61	75	-	1387	166	427	.389	-	-	-	105	126	.833	-	-	123	238	148	2	-	-	-	437	5.8

Meminger, Dean (The Dream) • Guard • 6-1 • 175 • College: Marquette • Born May 13, 1948 in Walterboro, SC

Selected in first round (16th pick overall) of 1971 NBA Draft. Selected by New Orleans in 1974 NBA Expansion Draft. Signed as free agent on Jan. 19, 1977. Waived in Jun. 1977. Also played for Atlanta (1974-75 – 1975-76).

Regular Season

Season	G	GS	Min	FG	FGA	Pct.	3P	3PA	Pct.	FT	FTA	Pct.	Off	Def	Tot	Ast	PF	Dq	Stl	TO	Blk	Pts	Avg	
1971-72	78	3	1173	139	293	.474	-	-	-	79	140	.564	-	-	185	103	137	0	-	-	-	357	4.6	
1972-73	80	8	1453	188	365	.515	-	-	-	81	129	.628	-	-	229	133	109	1	-	-	-	457	5.7	
1973-74	78	50	2079	274	539	.508	-	-	-	103	160	.644	125	156	281	162	161	0	62	-	-	8	651	8.3
1976-77	32	0	254	15	36	.417	-	-	-	13	23	.565	12	14	26	29	17	8	62	-	-	1	43	1.3
Totals	268	61	4959	616	1233	.500	-	-	-	276	452	.611	137	170	721	427	424	9	124	-	-	9	1508	5.6

Playoffs

Season	G	GS	Min	FG	FGA	Pct.	3P	3PA	Pct.	FT	FTA	Pct.	Off	Def	Tot	Ast	PF	Dq	Stl	TO	Blk	Pts	Avg
1971-72	16	-	277	24	57	.421	-	-	-	17	27	.630	-	-	43	20	37	0	-	-	-	65	4.1
1972-73	17	-	323	31	56	.554	-	-	-	19	34	.559	-	-	37	37	29	1	-	-	-	81	4.8
1973-74	12	-	179	11	32	.344	-	-	-	1	5	.200	9	15	24	25	19	0	4	-	0	23	1.9
Totals	45	-	779	66	145	.455	-	-	-	37	66	.561	-	-	104	82	85	1	4	-	0	169	3.8

Meriweather, Joe C. • Center • 6-10 • 218 • College: Southern Illinois • Born Oct. 26, 1953 in Phenix City, AL

Traded from New Orleans for Spencer Haywood on Jan. 5, 1979. Traded to Kansas City, with 1981 first-round draft choice in three-team deal with Cleveland on Sep. 25, 1980; Kansas City sent Bill Robinzine to Cleveland; Cleveland sent Michael Russell to New York. Also played for Houston (1975-76) Atlanta (1976-77), New Orleans (1977-78 – 1978-79) and Kansas City (1980-81 – 1984-85).

Regular Season

Season	G	GS	Min	FG	FGA	Pct.	3P	3PA	Pct.	FT	FTA	Pct.	Off	Def	Tot	Ast	PF	Dq	Stl	TO	Blk	Pts	Avg
1978-79	41	26	1053	158	313	.505	-	-	-	75	109	.688	81	144	225	48	178	8	23	85	53	391	9.5
1979-80	65	30	1565	252	477	.528	0	1	.000	78	121	.645	122	228	350	66	239	8	37	112	120	582	9.0
Totals	106	56	2618	410	790	.519	0	1	.000	153	230	.665	203	372	575	114	417	16	60	197	173	973	9.2

Miles, Eddie (The Shot) • Guard/Forward • 6-4 • 195 • College: Seattle • Born Jul. 5, 1940 in North Little Rock, AR

Signed on Oct. 22, 1971. Waived on Sep. 14, 1972. Also played for Detroit (1963-64 – 1969-70) and Baltimore (1969-70 – 1970-71).

Regular Season

Season	G	GS	Min	FG	FGA	Pct.	3P	3PA	Pct.	FT	FTA	Pct.	Off	Def	Tot	Ast	PF	Dq	Stl	TO	Blk	Pts	Avg
1971-72	42	0	198	23	64	.359	-	-	-	16	18	.889	-	-	16	17	46	0	-	-	-	62	1.5

Playoffs

Season	G	GS	Min	FG	FGA	Pct.	3P	3PA	Pct.	FT	FTA	Pct.	Off	Def	Tot	Ast	PF	Dq	Stl	TO	Blk	Pts	Avg
1971-72	9	-	17	0	6	.000	-	-	-	4	5	.800	-	-	8	1	2	0	-	-	-	4	0.4

Milicic, Darko • Center • 7-0 • 275 • College: None • Born Jun. 20, 1985 in Novi Sad, Serbia

Traded from Memphis for Quentin Richardson and cash considerations on Jun. 25, 2009. Traded to Minnesota, with cash considerations, for Brian Cardinal. Also played for Detroit (2003-04 – 2005-2006), Orlando (2005-06 – 2006-07), Memphis (2007-08 – 2008-09) and Minnesota (2009-10).

Regular Season

Season	G	GS	Min	FG	FGA	Pct.	3P	3PA	Pct.	FT	FTA	Pct.	Off	Def	Tot	Ast	PF	Dq	Stl	TO	Blk	Pts	Avg
2009-10	8	0	71	8	17	.471	0	0	—	0	0	-	5	13	18	4	7	0	4	2	1	16	2.0

Militzok, Nat • Guard • 6-3 • 195 • College: Cornell • Born May 3, 1923 in The Bronx, NY • Died May 14, 2008

Member of Original 1946-47 Knicks. Also played for Toronto (1946-47).

Regular Season

Season	G	GS	Min	FG	FGA	Pct.	3P	3PA	Pct.	FT	FTA	Pct.	Off	Def	Tot	Ast	PF	Dq	Stl	TO	Blk	Pts	Avg
1946-47	36	-	-	52	214	.243	-	-	-	40	73	.548	-	-	28	-	-	-	-	-	-	144	4.0

Mills, Chris • Forward • 6-7 • 216 • College: Arizona • Born Jan. 25, 1970 in Los Angeles, CA

Traded from Boston, with two future second-round draft choices, for Walter McCarty, Dontaé Jones, John Thomas and Scott Brooks on Oct. 22, 1997. Traded to Golden State, with John Starks and Terry Cummings, for Latrell Sprewell on Jan. 21, 1999. Also played for Cleveland (1993-94 – 1996-97) and Golden State (1998-99 – 2002-03).

Regular Season

Season	G	GS	Min	FG	FGA	Pct.	3P	3PA	Pct.	FT	FTA	Pct.	Off	Def	Tot	Ast	PF	Dq	Stl	TO	Blk	Pts	Avg
1997-98	80	29	2183	292	675	.433	40	137	.292	152	189	.804	120	288	408	133	218	3	45	107	30	776	9.7

Playoffs

Season	G	GS	Min	FG	FGA	Pct.	3P	3PA	Pct.	FT	FTA	Pct.	Off	Def	Tot	Ast	PF	Dq	Stl	TO	Blk	Pts	Avg
1997-98	9	2	168	15	35	.429	4	10	.400	10	12	.833	8	19	27	5	21	0	8	6	2	44	4.9

Misaka, Wat • Guard • 5-7 • 150 • College: Utah • Born Dec. 21, 1923 in Ogden, UT

Selected in 1947 BAA Draft (negotiation list). Waived on Nov. 24, 1947.

Regular Season

Season	G	GS	Min	FG	FGA	Pct.	3P	3PA	Pct.	FT	FTA	Pct.	Off	Def	Tot	Ast	PF	Dq	Stl	TO	Blk	Pts	Avg
1947-48	3	-	-	3	13	.231	-	-	-	1	3	.333	-	-	-	0	7	-	-	-	-	7	2.3

Mohammed, Nazr • Center • 6-10 • 250 • College: Kentucky • Born Sep. 5, 1977 in Chicago, IL

Traded from Atlanta as part of three-team deal on Feb. 15, 2004; Knicks acquired Tim Thomas from Milwaukee; Atlanta acquired Joel Przybilla from Milwaukee and Michael Doleac from New York; Milwaukee acquired Keith Van Horn from New York. Traded to San Antonio, with Jamison Brewer, for Malik Rose and conditional first-round draft choices in 2005 and 2006 on Feb. 24, 2005. Also played for Philadelphia (1998-99 – 2000-01), Atlanta (2000-01 – 2003-04), San Antonio (2004-05 – 2005-06), Detroit (2006-07 – 2007-08) and Charlotte (2007-08 – 2009-10).

Regular Season

Season	G	GS	Min	FG	FGA	Pct.	3P	3PA	Pct.	FT	FTA	Pct.	Off	Def	Tot	Ast	PF	Dq	Stl	TO	Blk	Pts	Avg
2003-04	27	23	673	108	192	.563	0	0	—	31	59	.525	77	130	207	16	82	1	33	41	25	247	9.1
2004-05	54	54	1519	234	460	.509	0	1	.000	121	171	.708	169	270	439	26	172	2	53	81	53	589	10.9
Totals	81	77	2192	342	652	.525	0	1	.000	152	230	.661	246	400	646	42	254	3	86	122	78	836	10.3

Playoffs

Season	G	GS	Min	FG	FGA	Pct.	3P	3PA	Pct.	FT	FTA	Pct.	Off	Def	Tot	Ast	PF	Dq	Stl	TO	Blk	Pts	Avg
2003-04	4	4	97	15	30	.500	0	0	—	11	16	.688	10	13	23	1	18	1	6	7	3	41	10.3

Molis, Wayne (Moe) • Forward • 6-8 • 230 • College: Lewis • Born Apr. 17, 1943 in Chicago, IL • Died Mar. 24, 2002

Selected by San Diego in 1967 NBA Expansion Draft. Also played for Oakland (1967-68) and Houston (1967-68) of ABA.

Regular Season

Season	G	GS	Min	FG	FGA	Pct.	3P	3PA	Pct.	FT	FTA	Pct.	Off	Def	Tot	Ast	PF	Dq	Stl	TO	Blk	Pts	Avg
1966-67	13	0	75	19	51	.373	-	-	-	7	13	.538	-	-	22	2	9	0	-	-	-	45	3.5

Playoffs

Season	G	GS	Min	FG	FGA	Pct.	3P	3PA	Pct.	FT	FTA	Pct.	Off	Def	Tot	Ast	PF	Dq	Stl	TO	Blk	Pts	Avg
1966-67	1	-	10	0	2	.000	-	-	-	0	0	—	-	-	1	1	1	0	-	-	0	0	0.0

Monroe, Earl (The Pearl) • Guard • 6-3 • 190 • College: Winston-Salem State • Born Nov. 21, 1944 in Philadelphia, PA

Traded from Baltimore for Mike Riordan, Dave Stallworth and cash on Nov. 10, 1971. Retired following 1979-80 season. Also played for Baltimore (1967-68 – 1971-72). Elected to Naismith Memorial Basketball Hall of Fame in 1990.

Regular Season

Season	G	GS	Min	FG	FGA	Pct.	3P	3PA	Pct.	FT	FTA	Pct.	Off	Def	Tot	Ast	PF	Dq	Stl	TO	Blk	Pts	Avg
1971-72	60	8																					

Mullens, Bob • Guard • 6-1 • 175 • College: Fordham • Born Nov. 1, 1922 • Died Jul. 15, 1989

Member of Original 1946-47 Knicks. Also played for Toronto (1946-47).

Regular Season

Season	G	GS	Min	FG	FGA	Pct.	3P	3PA	Pct.	FT	FTA	Pct.	Off	Def	Tot	Ast	PF	Dq	Stl	TO	Blk	Pts	Avg
1946-47	26	-	-	27	104	.260	-	-	-	22	34	.647	-	-	-	18	-	-	-	-	-	76	2.9

Murphy, Dick • Guard • 6-1 • 180 • College: Manhattan • Born Mar. 10, 1921 • Died Oct. 22, 1973

Member of Original 1946-47 Knicks. Also played for Boston (1946-47).

Regular Season

Season	G	GS	Min	FG	FGA	Pct.	3P	3PA	Pct.	FT	FTA	Pct.	Off	Def	Tot	Ast	PF	Dq	Stl	TO	Blk	Pts	Avg
1946-47	24	-	-	14	58	.241	-	-	-	4	5	.800	-	-	-	5	-	-	-	-	-	32	1.3

Murphy, John (Moe) • Guard • 6-2 • 180 • College: none • Born Sep. 13, 1924 • Died Jan. 29, 2003

Also played for Philadelphia (1946-47).

Regular Season

Season	G	GS	Min	FG	FGA	Pct.	3P	3PA	Pct.	FT	FTA	Pct.	Off	Def	Tot	Ast	PF	Dq	Stl	TO	Blk	Pts	Avg
1946-47	9	-	-	8	25	.320	-	-	-	8	12	.667	-	-	-	0	-	-	-	-	-	24	2.7

Mustaf, Jerrod • Forward • 6-10 • 245 • College: Maryland • Born Oct. 28, 1969 in Whiteville, NC

Selected in first round (17th pick overall) of 1990 NBA Draft. Traded, with Trent Tucker and 1992 and 1994 second-round draft choices, to Phoenix for Xavier McDaniel on Oct. 1, 1991. Also played for Phoenix (1991-92 – 1993-94).

Regular Season

Season	G	GS	Min	FG	FGA	Pct.	3P	3PA	Pct.	FT	FTA	Pct.	Off	Def	Tot	Ast	PF	Dq	Stl	TO	Blk	Pts	Avg
1990-91	62	5	825	106	228	.465	0	1	.000	56	87	.644	51	118	169	36	109	0	15	61	14	268	4.3

Playoffs

Season	G	GS	Min	FG	FGA	Pct.	3P	3PA	Pct.	FT	FTA	Pct.	Off	Def	Tot	Ast	PF	Dq	Stl	TO	Blk	Pts	Avg
1990-91	3	0	22	4	5	.800	0	0	—	4	5	.800	3	2	5	0	2	0	0	7	1	12	4.0

Mutombo, Dikembe (Deké) • Center • 7-2 • 261 • College: Georgetown • Born Jun. 25, 1966 in Kinshasa, Zaire

Signed as free agent on Oct. 9, 2003. Traded to Chicago, with Othella Harrington, Cezary Trybanski and Frank Williams, for Jamal Crawford and Jerome Williams on Aug. 5, 2004. Also played for Denver (1991-92 – 1995-96), Atlanta (1996-97 – 2000-01), Philadelphia (2000-01 – 2001-02), New Jersey (2002-03) and Houston (2004-05 – 2008-09).

Regular Season

Season	G	GS	Min	FG	FGA	Pct.	3P	3PA	Pct.	FT	FTA	Pct.	Off	Def	Tot	Ast	PF	Dq	Stl	TO	Blk	Pts	Avg
2003-04	65	56	1494	141	295	.478	0	0	—	81	119	.681	145	292	437	25	141	0	17	54	123	363	5.6

Playoffs

Season	G	GS	Min	FG	FGA	Pct.	3P	3PA	Pct.	FT	FTA	Pct.	Off	Def	Tot	Ast	PF	Dq	Stl	TO	Blk	Pts	Avg
2003-04	3	0	38	2	6	.333	0	0	—	3	3	1.000	4	6	10	0	6	0	1	3	4	7	2.3

Myers, Pete (Skeeter Hawk) • Guard/Forward • 6-6 • 190 • College: Arkansas-Little Rock • Born Sep. 15, 1963 in Mobile, AL

Signed as free agent on Dec. 20, 1988. Waived on Feb. 2, 1990. Signed as free agent on Oct. 1, 1997. Waived on Jan. 6, 1998. Also played for Chicago (1986-87, 1993-94 – 1994-95), San Antonio (1987-88, 1990-91), Philadelphia (1988-89), New Jersey (1989-90), Charlotte (1995-96) and Miami (1995-96).

Regular Season

Season	G	GS	Min	FG	FGA	Pct.	3P	3PA	Pct.	FT	FTA	Pct.	Off	Def	Tot	Ast	PF	Dq	Stl	TO	Blk	Pts	Avg
1988-89	29	0	230	25	61	.410	0	2	.000	31	44	.705	12	11	23	46	41	0	17	19	2	81	2.8
1989-90	24	0	208	15	45	.333	0	1	.000	16	31	.516	10	18	28	35	39	0	15	18	2	46	1.9
1997-98	9	0	40	5	10	.500	0	0	—	4	6	.667	5	5	10	3	7	0	4	4	0	14	1.6
Totals	62	0	478	45	116	.388	0	3	.000	51	81	.630	27	34	61	84	87	0	36	41	4	141	2.3

Playoffs

Season	G	GS	Min	FG	FGA	Pct.	3P	3PA	Pct.	FT	FTA	Pct.	Off	Def	Tot	Ast	PF	Dq	Stl	TO	Blk	Pts	Avg
1988-89	4	0	14	0	0	—	0	0	—	4	6	.667	1	2	3	1	2	0	0	0	1	4	1.0

Nailon, Lee • Forward • 6-8 • 241 • College: Texas Christian • Born Feb. 22, 1975 in South Bend, IN

Signed as free agent on Oct. 30, 2002. Became free agent following 2002-03 season. Also played for Charlotte (2000-01 – 2001-02), Atlanta (2003-04), Orlando (2003-04), Cleveland (2003-04), New Orleans (2004-05) and Philadelphia (2005-06).

Regular Season

Season	G	GS	Min	FG	FGA	Pct.	3P	3PA	Pct.	FT	FTA	Pct.	Off	Def	Tot	Ast	PF	Dq	Stl	TO	Blk	Pts	Avg
2002-03	38	0	405	84	190	.442	0	1	.000	42	51	.824	32	38	70	26	46	0	6	32	3	210	5.5

Naulls, Willie • Forward • 6-6 • 225 • College: UCLA • Born Oct. 7, 1934 in Los Angeles, CA

Traded from St. Louis for Slater Martin on Dec. 10, 1956. Traded, with Kenny Sears, to San Francisco for Tom Gola on Dec. 5, 1962. Also played for St. Louis (1956-57), San Francisco (1962-63) and Boston (1963-64 – 1965-66).

Regular Season

Season	G	GS	Min	FG	FGA	Pct.	3P	3PA	Pct.	FT	FTA	Pct.	Off	Def	Tot	Ast	PF	Dq	Stl	TO	Blk	Pts	Avg
1956-57	52	-	1340	216	600	.360	-	-	-	91	132	.689	-	-	443	61	130	0	-	-	-	523	10.1
1957-58	68	-	2369	472	1189	.397	-	-	-	284	344	.826	-	-	799	97	220	4	-	-	-	1228	18.1
1958-59	68	-	2061	405	1072	.378	-	-	-	258	311	.830	-	-	723	102	233	8	-	-	-	1088	15.7
1959-60	65	-	2250	551	1286	.428	-	-	-	286	342	.836	-	-	921	136	214	4	-	-	-	1388	21.4
1960-61	79	-	2976	737	1723	.428	-	-	-	372	456	.816	-	-	1055	191	268	5	-	-	-	1846	23.4
1961-62	75	-	2978	747	1798	.415	-	-	-	383	455	.842	-	-	867	192	260	7	-	-	-	1877	25.0
1962-63	23	-	676	155	375	.413	-	-	-	78	96	.813	-	-	200	44	76	0	-	-	-	388	16.9
Totals	430	-	14650	3283	8043	.408	-	-	-	1752	2136	.820	-	-	5008	823	1401	28	-	-	-	8318	19.3

Playoffs

Season	G	GS	Min	FG	FGA	Pct.	3P	3PA	Pct.	FT	FTA	Pct.	Off	Def	Tot	Ast	PF	Dq	Stl	TO	Blk	Pts	Avg
1958-59	2	-	63	14	42	.333	-	-	-	6	8	.750	-	-	21	3	11	1	-	-	-	34	17.0

NBA All-Star

Season	Min	FG	FGA	Pct.	3P	3PA	Pct.	FT	FTA	Pct.	Off	Def	Tot	Ast	PF	Dq	Stl	TO	Blk	Pts
1958	15	3	9	.333	-	-	-	2	2	1.000	-	-	3	0	0	0	-	-	-	8
1960	26	5	19	.263	-	-	-	3	4	.750	-	-	10	0	1	0	-	-	-	13
1961	16	4	6	.667	-	-	-	0	1	.000	-	-	6	2	2	0	-	-	-	8
1962	21	5	16	.313	-	-	-	1	1	1.000	-	-	7	0	5	0	-	-	-	11
Totals	78	17	50	.340	-	-	-	6	8	.750	-	-	26	2	8	0	-	-	-	40

Newlin, Mike • Guard • 6-4 • 200 • College: Utah • Born Jan. 2, 1949 in Portland, OR

Traded from New Jersey for Mike Woodson on Jun. 10, 1981. Waived on Oct. 18, 1982. Also played for Houston (1971-72 – 1978-79) and New Jersey (1979-80 – 1980-81).

Regular Season

Season	G	GS	Min	FG	FGA	Pct.	3P	3PA	Pct.	FT	FTA	Pct.	Off	Def	Tot	Ast	PF	Dq	Stl	TO	Blk	Pts	Avg
1981-82	76	32	1507	286	615	.465	7	23	.304	126	147	.857	36	55	91	170	194	2	33	104	3	705	9.3

Newman, Johnny (J. New) • Forward • 6-7 • 210 • College: Richmond • Born Nov. 28, 1963 in Danville, VA

Signed as free agent on Nov. 12, 1987. Became free agent following 1989-90 season. Also played for Cleveland (1986-87, 1998-99), Charlotte (1990-91 – 1993-94), New Jersey (1993-94, 1999-2000 – 2000-01), Milwaukee (1994-95 – 1996-97), Denver (1997-98) and Dallas (2001-02).

Regular Season

Season	G	GS	Min	FG	FGA	Pct.	3P	3PA	Pct.	FT	FTA	Pct.	Off	Def	Tot	Ast	PF	Dq	Stl	TO	Blk	Pts	Avg
1987-88	77	25	1589	270	620	.435	26	93	.280	207	246	.841	87	72	159	62	204	5	72	103	11	773	10.0
1988-89	81	80	2336	455	957	.475	97	287	.338	286	351	.815	93	113	206	162	259	4	111	153	23	1293	16.0
1989-90	80	69	2277	374	786	.476	45	142	.317	239	299	.799	60	131	191	180	254	3	95	143	22	1032	12.9
Totals	238	174	6202	1099	2363	.465	168	522	.322	732	896	.817	240	316	556	404	717	12	278	399	56		




Photo courtesy of Willie Naulls

Nordmann, Bob • Center • 6-10 • 255 • College: St. Louis • Born Dec. 11, 1939 in St. Louis, MO

Signed as free agent on Jan. 1, 1963. Waived in Nov. 1963. Also played for Cincinnati (1961-62), St. Louis (1962-63 - 1963-64) and Boston (1964-65).

Regular Season

Season	G	GS	Min	FG	FGA	Pct.	3P	3PA	Pct.	FT	FTA	Pct.	Off	Def	Tot	Ast	PF	Dq	Stl	TO	Blk	Pts	Avg
1962-63	26	-	729	120	239	.502	-	-	-	38	83	.458	-	-	231	39	107	6	-	-	-	278	10.7
1963-64	7	-	106	13	25	.520	-	-	-	8	14	.571	-	-	25	1	19	0	-	-	-	34	4.9
Totals	33	-	835	133	264	.504	-	-	-	46	97	.474	-	-	256	40	126	6	-	-	-	312	9.5

Norris, Martyn (Moochie) • Guard • 6-1 • 175 • College: West Florida • Born Jul. 23, 1973 in Washington, D.C.

Traded from Houston, with John Amaechi, for Clarence Weatherspoon on Dec. 30, 2003. Traded, with Vin Baker and 2006 second-round draft choice, to Houston for Maurice Taylor on Feb. 24, 2005. Also played for Vancouver (1996-97), Seattle (1988-99), Houston (1999-2000 - 2003-04, 2004-05 - 2005-06) and New Orleans/Oklahoma City (2005-06).

Regular Season

Season	G	GS	Min	FG	FGA	Pct.	3P	3PA	Pct.	FT	FTA	Pct.	Off	Def	Tot	Ast	PF	Dq	Stl	TO	Blk	Pts	Avg
2003-04	36	0	446	53	130	.408	12	35	.343	36	47	.766	8	27	35	73	35	0	28	34	3	154	4.3
2004-05	32	0	321	32	93	.344	0	12	.000	18	22	.818	9	33	42	34	42	0	17	25	2	82	2.6
Totals	68	0	767	85	223	.381	12	47	.255	54	69	.783	17	60	77	107	77	0	45	59	5	236	3.5

Playoffs

Season	G	GS	Min	FG	FGA	Pct.	3P	3PA	Pct.	FT	FTA	Pct.	Off	Def	Tot	Ast	PF	Dq	Stl	TO	Blk	Pts	Avg
2003-04	Not On Playoff Roster																						

Oakley, Charles (Oak/Tree/Big Daddy) • Forward • 6-9 • 245 • College: Virginia Union • Born Dec. 18, 1963 in Cleveland, OH

Traded from Chicago, with 1988 first and third-round draft choices, for Bill Cartwright and 1988 first and third-round draft choices on Jun. 27, 1988. Traded, with draft rights to Sean Marks and cash, to Toronto for Marcus Camby on Jun. 25, 1998. Also played for Chicago (1985-86 - 1987-88, 2001-02), Toronto (1998-99 - 2000-01), Washington (2002-03) and Houston (2003-04).

Regular Season

Season	G	GS	Min	FG	FGA	Pct.	3P	3PA	Pct.	FT	FTA	Pct.	Off	Def	Tot	Ast	PF	Dq	Stl	TO	Blk	Pts	Avg
1988-89	82	82	2604	426	835	.510	12	48	.250	197	255	.773	343	518	861	187	270	1	104	248	14	1061	12.9
1989-90	61	61	2196	336	641	.524	0	3	.000	217	285	.761	258	469	727	146	220	3	64	165	16	889	14.6
1990-91	76	74	2739	307	595	.516	0	2	.000	239	305	.784	305	615	920	204	288	4	62	215	17	853	11.2
1991-92	82	82	2309	210	402	.522	0	3	.000	86	117	.735	256	444	700	133	258	2	67	123	15	506	6.2
1992-93	82	82	2230	219	431	.508	0	1	.000	127	176	.722	288	420	708	126	289	5	85	124	15	565	6.9
1993-94	82	82	2932	363	760	.478	0	3	.000	243	313	.776	349	616	965	218	293	4	110	193	18	969	11.8
1994-95	50	49	1567	192	393	.489	3	12	.250	119	150	.793	155	290	445	126	179	3	60	103	7	506	10.1
1995-96	53	51	1775	211	448	.471	7	26	.269	175	210	.833	162	298	460	137	195	6	58	104	14	604	11.4
1996-97	80	80	2873	339	694	.488	5	19	.263	181	224	.808	246	535	781	221	305	4	111	171	21	864	10.8
1997-98	79	79	2734	307	698	.440	0	6	.000	97	114	.851	218	506	724	201	280	4	123	126	22	711	9.0
Totals	727	722	23959	2910	5897	.493	27	123	.220	1681	2149	.782	2580	4711	7291	1699	2577	36	844	1572	159	7528	10.4

Playoffs

Season	G	GS	Min	FG	FGA	Pct.	3P	3PA	Pct.	FT	FTA	Pct.	Off	Def	Tot	Ast	PF	Dq	Stl	TO	Blk	Pts	Avg
1988-89	9	9	299	35	73	.479	1	2	.500	16	24	.667	43	58	101	11	31	1	12	22	1	87	9.7
1989-90	10	8	336	43	84	.512	1	1	1.000	34	52	.654	39	71	110	27	33	1	11	22	2	121	12.1
1990-91	3	3	100	10	21	.476	0	0	—	3	6	.500	15	31	31	3	13	0	2	7	1	23	7.7
1991-92	12	12	354	22	58	.379	0	0	—	20	27	.741	44	64	108	8	36	0	8	15	5	64	5.3
1992-93	15	15	507	63	131	.481	0	0	—	40	55	.727	71	94	165	17	51	1	16	36	2	166	11.1
1993-94	25	25	992	125	262	.477	0	0	—	79	102	.775	116	176	292	59	87	1	35	65	5	329	13.2
1994-95	11	11	421	49	109	.450	4	10	.400	42	51	.824	31	62	93	41	42	0	19	24	6	144	13.1
1995-96	8	8	308	39	78	.500	2	6	.333	25	36	.694	28	41	69	14	33	1	8	28	0	105	13.1
1996-97	10	10	358	38	86	.442	0	1	.000	22	29	.759	23	65	88	16	37	0	22	18	3	98	9.8
1997-98	10	10	342	29	71	.408	0	0	—	23	25	.920	21	64	85	14	38	1	11	13	2	81	8.1
Totals	113	111	4017	453	973	.466	8	20	.400	304	407	.747	431	726	1142	210	401	6	144	250	27	1218	10.8

NBA All-Star

Season	Min	FG	FGA	Pct.	3P	3PA	Pct.	FT	FTA	Pct.	Off	Def	Tot	Ast	PF	Dq	Stl	TO	Blk	Pts
1994	11	1	3	.333	0	0	—	0	0	—	1	2	3	3	3	0	0	0	0	2

Oldham, Jawann • Center • 7-0 • 215 • College: Seattle • Born Jul. 4, 1957 in Chicago, IL

Traded from Chicago for 1987 first-round draft choice and future second-round choice on Oct. 30, 1986. Traded to Sacramento for 1988 second-round draft choice on Oct. 15, 1987. Also played for Denver (1980-81), Houston (1981-82), Chicago (1982-83 - 1985-86), Sacramento (1987-88), Orlando (1989-90), L.A. Lakers (1989-90) and Indiana (1990-91).

Regular Season

Season	G	GS	Min	FG	FGA	Pct.	3P	3PA	Pct.	FT	FTA	Pct.	Off	Def	Tot	Ast	PF	Dq	Stl	TO	Blk	Pts	Avg
1986-87	44	9	776	71	174	.408	0	1	.000	31	57	.544	51	128	179	19	95	1	22	48	71	173	3.9

Orr, Louis • Forward • 6-9 • 200 • College: Syracuse • Born May 7, 1958 in Cincinnati, OH

Signed as veteran free agent on Oct. 15, 1982; Indiana matched offer and traded from Indiana for cash and 1983 second-round draft choice on Oct. 22, 1982. Became free agent following 1987-88 season. Also played for Indiana (1980-81 – 1981-82).

Regular Season

Season	G	GS	Min	FG	FGA	Pct.	3P	3PA	Pct.	FT	FTA	Pct.	Off	Def	Tot	Ast	PF	Dq	Stl	TO	Blk	Pts	Avg
1982-83	82	14	1666	274	593	.462	0	2	.000	140	175	.800	94	134	228	94	134	0	64	93	24	688	8.4
1983-84	78	20	1640	262	572	.458	0	0	—	173	211	.820	101	127	228	61	142	0	66	95	17	697	8.9
1984-85	79	31	2452	372	766	.486	1	10	.100	262	334	.784	171	220	391	134	195	1	100	138	27	1007	12.7
1985-86	74	64	2237	330	741	.445	0	4	.000	218	278	.784	123	189	312	179	177	4	61	118	26	878	11.9
1986-87	65	8	1440	166	389	.427	1	5	.200	125	172	.727	102	130	232	110	123	0	47	70	18	458	7.0
1987-88	29	0	180	16	50	.320	0	1	.000	8	16	.500	13	21	34	9	27	0	6	14	0	40	1.4
Totals	407	137	9615	1420	3111	.456	2	22	.091	926	1186	.781	604	821	1425	587	798	5	344	528	112	3768	9.3

Playoffs

Season	G	GS	Min	FG	FGA	Pct.	3P	3PA	Pct.	FT	FTA	Pct.	Off	Def	Tot	Ast	PF	Dq	Stl	TO	Blk	Pts	Avg
1982-83	6	-	105	18	47	.383	0	0	-	10	10	1.000	8	13	21	3	10	0	5	-	4	46	7.7
1983-84	12	-	229	29	70	.414	0	0	-	15	19	.789	22	28	50	6	32	1	4	-	1	73	6.1
1987-88	2	-	3	0	1	.000	0	0	-	1	2	.500	1	1	2	0	0	0	0	-	0	1	0.5
Totals	20	-	337	47	118	.398	0	0	-	26	31	.839	31	42	73	9	42	1	9	-	5	120	6.0

Paddio, Gerald • Forward • 6-7 • 205 • College: Nevada-Las Vegas • Born Apr. 21, 1965 in Lafayette, LA

Signed as free agent on Jan. 5, 1994. Waived on Jan. 20, 1994. Also played for Cleveland (1990-91), Seattle (1992-93), Indiana (1993-94) and Washington (1993-94).

Regular Season

Season	G	GS	Min	FG	FGA	Pct.	3P	3PA	Pct.	FT	FTA	Pct.	Off	Def	Tot	Ast	PF	Dq	Stl	TO	Blk	Pts	Avg
1993-94	3	0	8	2	5	.400	0	0	—	0	0	—	0	0	0	0	0	0	0	0	0	4	1.3

Palmer, Bud (Tiger) • Forward • 6-4 • 185 • College: Princeton • Born Sep. 14, 1921 in Hollywood, CA

Signed on Dec. 18, 1946.

Regular Season

Season	G	GS	Min	FG	FGA	Pct.	3P	3PA	Pct.	FT	FTA	Pct.	Off	Def	Tot	Ast	PF	Dq	Stl	TO	Blk	Pts	Avg
1946-47	42	-	160	521	307	.462	-	-	-	81	121	.669	-	-	34	110	-	-	-	-	-	401	9.5
1947-48	48	-	224	710	315	.442	-	-	-	174	234	.744	-	-	45	149	-	-	-	-	-	622	13.0
1948-49	58	-	240	685	350	.442	-	-	-	234	307	.762	-	-	108	206	-	-	-	-	-	714	12.3
Totals	148	-	624	1916	1072	.442	-	-	-	489	662	.739	-	-	187	465	-	-	-	-	-	1737	11.7

Playoffs

Season	G	GS	Min	FG	FGA	Pct.	3P	3PA	Pct.	FT	FTA	Pct.	Off	Def	Tot	Ast	PF	Dq	Stl	TO	Blk	Pts	Avg
1946-47	5	-	33	94	351	.268	-	-	-	12	20	.600	-	-	4	8	-	-	-	-	-	78	15.6
1947-48	3	-	16	38	421	.090	-	-	-	10	13	.769	-	-	0	17	-	-	-	-	-	42	14.0
1948-49	6	-	27	64	422	.142	-	-	-	27	35	.771	-	-	10	31	-	-	-	-	-	81	13.5
Totals	14	-	76	196	1194	.268	-	-	-	49	68	.721	-	-	14	56	-	-	-	-	-	201	14.4

Palmer, Jim • Forward/Center • 6-8 • 225 • College: Dayton • Born Jun. 8, 1933 in Keokee, VA

Traded from Cincinnati for cash and a player to be named later on Dec. 4, 1959. Also played for Cincinnati (1958-59 - 1959-60).

Regular Season

Season	G	GS	Min	FG	FGA	Pct.	3P	3PA	Pct.	FT	FTA	Pct.	Off	Def	Tot	Ast	PF	Dq	Stl	TO	Blk	Pts	Avg
1959-60	54	-	1056	175	425	.412	-	-	-	80	119	.672	-	-	279	50	170	6	-	-	-	430	8.0
1960-61	55	-	688	125	310	.403	-	-	-	44	65	.677	-	-	179	30	128	0	-	-	-	294	5.3
Totals	109	-	1744	300	735	.408	-	-	-	124	184	.674	-	-	458	80	298	6	-	-	-	724	6.6

Paulk, Charlie • Forward • 6-8 • 215 • College: Northeastern Oklahoma State • Born Jun. 14, 1946 in Fitzgerald, GA

Traded from Chicago for cash and future draft choice on Dec. 10, 1971. Waived on Jun. 1972. Also played for Milwaukee (1968-69), Cincinnati (1970-71) and Chicago (1971-72).

Regular Season

Season	G	GS	Min	FG	FGA	Pct.	3P	3PA	Pct.	FT	FTA	Pct.	Off	Def	Tot	Ast	PF	Dq	Stl	TO	Blk	Pts	Avg
1971-72	28	0	151	16	60	.267	-	-	-	8	12	.667	-	-	49	7	24	0	-	-	-	40	1.4

Playoffs

Season	G	GS	Min	FG	FGA	Pct.	3P	3PA	Pct.	FT	FTA	Pct.	Off	Def	Tot	Ast	PF	Dq	Stl	TO	Blk	Pts	Avg
1971-72	7	-	13	3	10	.300	-	-	-	0	0	—	-	-	5	0	5	0	-	-	-	6	0.9

Peterson, Bob (Blinky) • Forward • 6-5 • 210 • College: Oregon • Born Jan. 25, 1932 in San Mateo, CA

Signed on Jan. 10, 1955. Re-signed on Sep. 19, 1955. Also played for Baltimore (1953-54) and Milwaukee (1953-54).

Regular Season

Season	G	GS	Min	FG	FGA	Pct.	3P	3PA	Pct.	FT	FTA	Pct.	Off	Def	Tot	Ast	PF	Dq	Stl	TO	Blk	Pts	Avg
1954-55	37	-	503	62	169	.367	-	-	-	30	45	.667	-	-	154	31	80	2	-	-	-	154	4.2
1955-56	58	-	779	121	303	.399	-	-	-	68	104	.654	-	-	233	44	123	0	-	-	-	310	5.3
Totals	95	-	1282	183	472	.388	-	-	-	98	149	.658	-	-	387	75	203	2	-	-	-	464	4.9

Playoffs

Season	G	GS	Min	FG	FGA	Pct.	3P	3PA	Pct.	FT	FTA	Pct.	Off	Def	Tot	Ast	PF	Dq	Stl	TO	Blk	Pts	Avg
1954-55	3	-	81	7	15	.467	-	-	-	10	11	.909	-	-	16	5	3	0	-	-	-	24	8.0

Polson, Ralph • Forward • 6-7 • 205 • College: Whitworth • Born Oct. 26, 1929 in Riverside, CA

Selected in first round (sixth overall) of 1952 NBA Draft. Also played for Philadelphia (1952-53).

Regular Season

Season	G	GS	Min	FG	FGA	Pct.	3P	3PA	Pct.	FT	FTA	Pct.	Off	Def	Tot	Ast	PF	Dq	Stl	TO	Blk	Pts	Avg
1952-53	3	-	37	3	9	.333	-	-	-	4	6	.667	-	-	8	2	8	1	-	-	-	10	3.3

Porter, Howard (Geezer) • Forward • 6-8 • 220 • College: Villanova • Born Aug. 31, 1948 in Stuart, FL • Died May 26, 2007

Traded from Chicago, with 1975 second-round draft choice, for 1974 first-round draft choice on May 28, 1974. Traded to Detroit for 1975 first-round draft choice on Dec. 24, 1974. Also played for Chicago (1971-72 – 1973-74), Detroit (1974-75 – 1977-78) and New Jersey (1977-78).

Regular Season

Season	G	GS	Min	FG	FGA	Pct.	3P	3PA	Pct.	FT	FTA	Pct.	Off	Def	Tot	Ast	PF	Dq	Stl	TO	Blk	Pts	Avg
1974-75	17	0	133	13	36	.361	-	-	-	7	9	.778	13	25	38	2	17	0	3	-	1	33	1.9

Postell, Lavar • Guard/Forward • 6-6 • 212 • College: St. John's (NY) • Born Feb. 26, 1978 in Albany, GA

Selected in the second round (39th pick overall) in 2000 NBA Draft. Signed to contract on Oct. 3, 2003. Re-signed on Oct. 1, 2001. Became free agent following 2002-03 season.

Regular Season

Season	G	GS	Min	FG	FGA	Pct.	3P	3PA	Pct.	FT	FTA	Pct.	Off	Def	Tot	Ast	PF	Dq	Stl	TO	Blk	Pts	Avg
2000-01	26	0	169	17	54	.315	3	11	.273	22	27	.815	8	17	25	5	12	0	4	17	2	59	2.3
2001-02	23	0	179	28	84	.333	6	26	.231	31	41	.756	2	14	16	5	7	0	6	11	0	93	4.0
2002-03	12	0	98	14	38	.368	2	7	.286	13	15	.867	1										

Raiken, Sherwin (Shy) • Guard • 6-2 • 185 • College: Villanova • Born Oct. 29, 1928 in Philadelphia, PA • Died Jan. 16, 2009
Signed on Feb. 7, 1953.

Regular Season

Season	G	GS	Min	FG	FGA	Pct.	3P	3PA	Pct.	FT	FTA	Pct.	Off	Def	Tot	Ast	PF	Dq	Stl	TO	Blk	Pts	Avg
1952-53	6	-	63	3	21	.143	-	-	-	3	8	.375	-	-	8	6	10	0	-	-	-	9	1.5

Playoffs

Season	G	GS	Min	FG	FGA	Pct.	3P	3PA	Pct.	FT	FTA	Pct.	Off	Def	Tot	Ast	PF	Dq	Stl	TO	Blk	Pts	Avg
1952-53	4	-	19	4	5	.800	-	-	-	0	1	.000	-	-	1	2	3	0	-	-	-	8	2.0

Ramsey, Cal • Forward • 6-4 • 200 • College: New York University • Born Jul. 13, 1937 in Selma, AL

Claimed off waivers from St. Louis in Nov. 1959. Waived in Jan. 1960. Sold to Syracuse on Sep. 21, 1960. Also played for St. Louis (1959-60) and Syracuse (1960-61).

Regular Season

Season	G	GS	Min	FG	FGA	Pct.	3P	3PA	Pct.	FT	FTA	Pct.	Off	Def	Tot	Ast	PF	Dq	Stl	TO	Blk	Pts	Avg
1959-60	7	-	160	32	77	.416	-	-	-	16	29	.552	-	-	52	7	21	1	-	-	-	80	11.4

Randolph, Zach (Z-Bo) • Forward • 6-9 • 260 • College: Michigan State • Born Jul. 16, 1981 in Marion, IN

Traded from Portland, with Dan Dickau and Fred Jones, for Channing Frye and Steve Francis on Jun. 28, 2007. Traded to L.A. Clippers, with Mardy Collins in exchange for Cuttino Mobley and Tim Thomas on Nov. 21, 2008. Also played for Portland (2001-02 - 2006-07), L.A. Clippers (2008-09) and Memphis (2009-10).

Regular Season

Season	G	GS	Min	FG	FGA	Pct.	3P	3PA	Pct.	FT	FTA	Pct.	Off	Def	Tot	Ast	PF	Dq	Stl	TO	Blk	Pts	Avg
2007-08	69	68	2244	486	1058	.459	22	80	.275	223	289	.772	184	526	710	140	194	1	59	186	16	1217	17.6
2008-09	11	11	388	82	189	.434	7	24	.292	55	67	.821	40	97	137	15	28	0	13	23	3	226	20.5
Totals	80	79	2632	568	1247	.455	29	104	.279	278	356	.781	224	623	847	155	222	1	72	209	19	1443	18.0

Reed, Willis (The Captain) • Center/Forward • 6-10 • 240 • College: Grambling State • Born Jun. 25, 1942 in Hico, LA

Selected in second round (eighth pick overall) of 1964 NBA Draft. Signed on Jun. 30, 1964. Retired following 1973-74 season. Elected to Naismith Memorial Basketball Hall of Fame in 1981.

Regular Season

Season	G	GS	Min	FG	FGA	Pct.	3P	3PA	Pct.	FT	FTA	Pct.	Off	Def	Tot	Ast	PF	Dq	Stl	TO	Blk	Pts	Avg	
1964-65	80	80	3042	629	1457	.432	-	-	-	302	407	.742	-	-	1175	133	339	14	-	-	-	1560	19.5	
1965-66	76	71	2537	438	1009	.434	-	-	-	302	399	.757	-	-	883	91	323	13	-	-	-	1178	15.5	
1966-67	78	76	2824	635	1298	.489	-	-	-	358	487	.735	-	-	1136	126	293	9	-	-	-	1628	20.9	
1967-68	81	81	2879	659	1346	.490	-	-	-	367	509	.721	-	-	1073	159	343	12	-	-	-	1685	20.9	
1968-69	82	82	3108	704	1351	.521	-	-	-	325	435	.747	-	-	1191	190	314	7	-	-	-	1733	21.1	
1969-70	81	81	3089	702	1385	.507	-	-	-	351	464	.756	-	-	1126	161	287	2	-	-	-	1755	21.7	
1970-71	73	72	2855	614	1330	.462	-	-	-	299	381	.785	-	-	1003	148	228	1	-	-	-	1527	20.9	
1971-72	11	9	363	60	137	.438	-	-	-	27	39	.692	-	-	96	22	30	0	-	-	-	147	13.4	
1972-73	69	44	1876	334	705	.474	-	-	-	92	124	.742	-	-	590	126	205	0	-	-	-	760	11.0	
1973-74	19	17	500	84	184	.457	-	-	-	42	53	.792	47	94	141	30	49	0	12	-	-	21	210	11.1
Totals	650	613	23073	4859	10202	.476	-	-	-	2465	3298	.747	47	94	8414	1186	2411	58	12	-	-	21121	18.7	

Playoffs

Season	G	GS	Min	FG	FGA	Pct.	3P	3PA	Pct.	FT	FTA	Pct.	Off	Def	Tot	Ast	PF	Dq	Stl	TO	Blk	Pts	Avg	
1966-67	4	-	148	43	80	.538	-	-	-	24	25	.960	-	-	55	7	19	1	-	-	-	110	27.5	
1967-68	6	-	210	53	98	.541	-	-	-	22	30	.733	-	-	62	11	24	1	-	-	-	128	21.3	
1968-69	10	-	429	101	198	.510	-	-	-	55	70	.786	-	-	141	19	40	1	-	-	-	257	25.7	
1969-70	18	-	732	178	378	.471	-	-	-	70	95	.737	-	-	248	51	60	0	-	-	-	426	23.7	
1970-71	12	-	504	81	196	.413	-	-	-	26	39	.667	-	-	144	27	41	0	-	-	-	188	15.7	
1971-72	-	-	-	-	-	-	-	-	-	-	-	-	-	-	-	-	-	-	-	-	-	-	-	
1972-73	17	-	486	97	208	.466	-	-	-	18	21	.857	-	-	129	30	65	1	-	-	-	212	12.5	
1973-74	11	-	132	17	45	.378	-	-	-	3	5	.600	4	18	22	4	26	0	2	-	-	0	37	3.4
Totals	78	-	2641	570	1203	.474	-	-	-	218	285	.765	4	18	801	149	275	4	2	-	-	0	1358	17.4

NBA All-Star

Season	G	GS	Min	FG	FGA	Pct.	3P	3PA	Pct.	FT	FTA	Pct.	Off	Def	Tot	Ast	PF	Dq	Stl	TO	Blk	Pts	Avg
1965	25	3	11	.273	-	-	-	-	-	1	2	.500	-	-	5	1	2	0	-	-	-	7	
1966	23	7	11	.636	-	-	-	-	-	2	2	1.000	-	-	8	1	3	0	-	-	-	16	
1967	17	2	6	.333	-	-	-	-	-	0	0	-	-	-	9	1	0	0	-	-	-	4	
1968	25	7	14	.500	-	-	-	-	-	2	3	.667	-	-	8	1	4	0	-	-	-	16	
1969	14	5	8	.625	-	-	-	-	-	0	0	-	-	-	4	2	2	0	-	-	-	10	
1970	30	9	18	.500	-	-	-	-	-	3	3	1.000	-	-	11	0	6	1	-	-	-	21	
1971	27	5	16	.313	-	-	-	-	-	4	6	.667	-	-	13	1	3	0	-	-	-	14	
Totals	161	38	84	.452	-	-	-	-	-	12	16	.750	-	-	58	7	20	1	-	-	-	88	

Reid, J.R. • Forward • 6-10 • 250 • College: North Carolina • Born Mar. 31, 1968 in Virginia Beach, VA

Traded from San Antonio, with Brad Lohaus and 1996 first-round draft choice, for Charles Smith and Monty Williams on Feb. 8, 1996. Became free agent following 1995-96 season. Renounced free agent rights on Jul. 14, 1996. Also played for Charlotte (1989-90 – 1992-93, 1997-98 – 1998-99), San Antonio (1992-93 – 1995-96), L.A. Lakers (1998-99), Milwaukee (1999-2000) and Cleveland (2000-01).

Regular Season

Season	G	GS	Min	FG	FGA	Pct.	3P	3PA	Pct.	FT	FTA	Pct.	Off	Def	Tot	Ast	PF	Dq	Stl	TO	Blk	Pts	Avg
1995-96	33	16	670	88	160	.550	0	0	-	43	55	.782	38	94	132	28	89	0	18	30	7	219	6.6

Playoffs

Season	G	GS	Min	FG	FGA	Pct.	3P	3PA	Pct.	FT	FTA	Pct.	Off	Def	Tot	Ast	PF	Dq	Stl	TO	Blk	Pts	Avg
1995-96	1	0	7	1	1	1.000	0	0	-	0	0	-	0	1	1	1	2	0	0	1	0	2	2.0

Rice, Glen (G-Money) • Forward • 6-8 • 200 • College: Michigan • Born May 28, 1967 in Jacksonville, AR

Traded from L.A. Lakers, with Travis Knight and 2001 first-round draft choice, as part of four-team deal on Sep. 20, 2000; New York sent Patrick Ewing to Seattle and Chris Dudley and 2001 first-round draft choice to Phoenix; Phoenix sent Luc Longley to New York; Seattle sent Vladimir Stepania, Lazaro Borrell, Vernon Maxwell, 2001 first-round draft choice and two second-round draft choices to New York. Traded to Houston, with future considerations, as part of three-team deal on Aug. 10, 2001; Dallas sent Howard Easley to New York and the draft rights to Kyle Hill to Houston; Houston sent Shandon Anderson to New York; New York sent Tyrone Bogues to Dallas; Houston received future considerations from New York and Dallas to complete trade on Aug. 17, 2001. Also played for Miami (1989-90 – 1994-95), Charlotte (1995-96 – 1997-98), L.A. Lakers (1998-99 – 1999-2000), Houston (2001-02 – 2002-03) and L.A. Clippers (2003-04).

Regular Season

Season	G	GS	Min	FG	FGA	Pct.	3P	3PA	Pct.	FT	FTA	Pct.	Off	Def	Tot	Ast	PF	Dq	Stl	TO	Blk	Pts	Avg
2000-01	75	25	2212	331	752	.440	82	211	.389	155	182	.852	61	246	307	89	179	1	41	96	13	899	12.0

Playoffs

Season	G	GS	Min	FG	FGA	Pct.	3P	3PA	Pct.	FT	FTA	Pct.	Off	Def	Tot	Ast	PF	Dq	Stl	TO	Blk	Pts	Avg
2000-01	5	0	144	24	52	.462	6	14	.429	7	8	.875	3	19	22	3	10	0	3	7	1	61	12.2

Richardson, Micheal Ray (Sugar) • Guard • 6-5 • 195 • College: Montana • Born Apr. 11, 1955 in Lubbock, TX

Selected in first round (fourth pick overall) of 1978 NBA Draft. Traded to Golden State, with 1984 fifth-round draft choice, for Bernard King on Oct. 22, 1982. Also played for Golden



MSG Photos

Riordan, Mike (Bags) • Guard • 6-4 • 200 • College: Providence • Born Jul. 9, 1945 in New York, NY

Selected in 12th round (128th pick overall) of 1967 NBA Draft. Traded to Baltimore, with Dave Stallworth and cash, for Earl Monroe on Nov. 10, 1971. Also played for Baltimore/Capital/Washington (1971-72 – 1976-77).

Regular Season

Season	G	GS	Min	FG	FGA	Pct.	3P	3PA	Pct.	FT	FTA	Pct.	Off	Def	Tot	Ast	PF	Dq	Stl	TO	Blk	Pts	Avg
1968-69	54	1	397	49	144	.340	-	-	-	28	42	.667	-	-	57	46	93	1	-	-	-	126	2.3
1969-70	81	5	1677	255	549	.464	-	-	-	114	165	.691	-	-	194	201	192	1	-	-	-	624	7.7
1970-71	82	2	1320	162	388	.418	-	-	-	67	108	.620	-	-	169	121	151	0	-	-	-	391	4.8
1971-72	4	0	33	4	11	.364	-	-	-	0	1	.000	-	-	1	2	2	0	-	-	-	8	2.0
Totals	221	8	3427	470	1092	.430	-	-	-	209	316	.661	-	-	421	370	438	2	-	-	-	1149	5.2

Playoffs

Season	G	GS	Min	FG	FGA	Pct.	3P	3PA	Pct.	FT	FTA	Pct.	Off	Def	Tot	Ast	PF	Dq	Stl	TO	Blk	Pts	Avg
1968-69	10	-	108	20	39	.513	-	-	-	12	16	.750	-	-	17	3	27	0	-	-	-	52	5.2
1969-70	19	-	296	53	109	.486	-	-	-	25	35	.714	-	-	46	27	33	0	-	-	-	131	6.9
1970-71	12	-	168	20	52	.385	-	-	-	6	8	.750	-	-	30	9	26	0	-	-	-	46	3.8
Totals	41	-	572	93	200	.465	-	-	-	43	59	.729	-	-	93	39	86	0	-	-	-	229	5.6

Ritter, Goebel (Tex) • Guard • 6-2 • 185 • College: Eastern Kentucky • Born Feb. 26, 1924 in Richmond, KY • Died Oct. 15, 2004

Selected in 1948 BAA Draft.

Regular Season

Season	G	GS	Min	FG	FGA	Pct.	3P	3PA	Pct.	FT	FTA	Pct.	Off	Def	Tot	Ast	PF	Dq	Stl	TO	Blk	Pts	Avg
1948-49	55	-	-	123	353	.348	-	-	-	91	146	.623	-	-	-	57	71	-	-	-	-	337	6.1
1949-50	62	-	-	100	297	.337	-	-	-	125	176	.710	-	-	-	51	101	-	-	-	-	325	5.2
1950-51	34	-	-	39	103	.379	-	-	-	49	71	.690	-	-	-	65	37	52	1	-	-	127	3.7
Totals	151	-	-	262	753	.348	-	-	-	265	393	.674	-	-	65	145	224	1	-	-	-	789	5.2

Playoffs

Season	G	GS	Min	FG	FGA	Pct.	3P	3PA	Pct.	FT	FTA	Pct.	Off	Def	Tot	Ast	PF	Dq	Stl	TO	Blk	Pts	Avg
1948-49	5	-	-	10	33	.303	-	-	-	11	20	.550	-	-	-	2	15	-	-	-	-	31	6.2
1949-50	5	-	-	10	33	.303	-	-	-	25	28	.893	-	-	-	8	22	-	-	-	-	45	9.0
1950-51	3	-	-	1	5	.200	-	-	-	1	1	1.000	-	-	-	2	0	5	-	-	-	3	1.0
Totals	13	-	-	21	71	.296	-	-	-	37	49	.755	-	-	2	10	42	-	-	-	-	79	6.1

Rivers, Glenn (Doc) • Guard • 6-4 • 210 • College: Marquette • Born Oct. 13, 1961 in Chicago, IL

Traded from L.A. Clippers, with Charles Smith and Bo Kimble, on Sep. 22, 1992 in three-team deal; L.A. Clippers received Mark Jackson and 1995 second-round draft choice from New York and Stanley Roberts from Orlando; Orlando received 1993 first-round draft choice from New York and worst of L.A. Clippers two first round draft choices in either 1993 or 1994. Waived on Dec. 15, 1994. Also played for Atlanta (1983-84 – 1990-91), L.A. Clippers (1991-92) and San Antonio (1994-95 – 1995-96).

Regular Season

Season	G	GS	Min	FG	FGA	Pct.	3P	3PA	Pct.	FT	FTA	Pct.	Off	Def	Tot	Ast	PF	Dq	Stl	TO	Blk	Pts	Avg
1992-93	77	45	1886	216	494	.437	39	123	.317	133	162	.821	26	166	192	405	215	2	123	114	9	604	7.8
1993-94	19	19	499	55	127	.433	19	52	.365	14	22	.636	4	35	39	100	44	0	25	29	5	143	7.5
1994-95	3	0	47	4	13	.308	3	5	.600	8	11	.727	2	7	9	8	8	1	4	4	0	19	6.3
Totals	99	64	2432	275	634	.434	61	180	.339	155	195	.795	32	208	240	513	267	3	152	147	14	766	7.7

Playoffs

Season	G	GS	Min	FG	FGA	Pct.	3P	3PA	Pct.	FT	FTA	Pct.	Off	Def	Tot	Ast	PF	Dq	Stl	TO	Blk	Pts	Avg
1992-93	15	15	458	48	106	.453	11	31	.355	46	60	.767	6	33	39	86	44	0	29	30	1	153	10.2
1993-94	-	-	-	-	-	-	-	-	-	-	-	-	-	-	-	-	-	-	-	-	-	-	-
Totals	15	15	458	48	106	.453	11	31	.355	46	60	.767	6	33	39	86	44	0	29	30	1	153	10.2

Roberson, Anthony (Peep) • Guard • 6-2 • 195 • College: Florida • Born Feb. 14, 1983 in Saginaw, MI

Signed as free agent on Jul. 24, 2008. Traded to Chicago, with Jerome James and Tim Thomas, in exchange for Larry Hughes on Feb. 19, 2009. Also played for Memphis (2005-06), Golden State (2006-07) and Chicago (2008-09).

Regular Season

Season	G	GS	Min	FG	FGA	Pct.	3P	3PA	Pct.	FT	FTA	Pct.	Off	Def	Tot	Ast	PF	Dq	Stl	TO	Blk	Pts	Avg
2008-09	23	0	253	39	103	.379	24	71	.338	5	5	1.000	4	11	15	19	18	0	10	7	1	107	4.7

Robinson, Larry • Forward/Guard • 6-5 • 180 • College: Centenary • Born Jan. 11, 1968 in Bossier City, LA

Signed as free agent on Oct. 1, 2001. Became free agent following 2001-02 season. Also played for Washington (1990-91, 1992-93), Golden State (1990-91), Boston (1991-92), Houston (1993-93), Vancouver (1997-98), Atlanta (2000-01) and Cleveland (2000-01).

Regular Season

Season	G	GS	Min	FG	FGA	Pct.	3P	3PA	Pct.	FT	FTA	Pct.	Off	Def	Tot	Ast	PF	Dq	Stl	TO	Blk	Pts	Avg
2001-02	2	0	10	1	4	.250	1	2	.500	0	0	-	0	2	2	0	1	0	0	0	0	3	1.5

Robinson, Leonard (Truck) • Forward • 6-7 • 225 • College: Tennessee State • Born Oct. 4, 1951 in Jacksonville, FL
 Traded from Phoenix for Maurice Lucas on Jul. 7, 1982. Became free agent following 1984-85 season. Also played for Washington (1974-75 – 1976-77), Atlanta (1976-77), New Orleans (1977-78 – 1978-79) and Phoenix (1978-79 – 1981-82).

Regular Season

Season	G	GS	Min	FG	FGA	Pct.	3P	3PA	Pct.	FT	FTA	Pct.	Off	Def	Tot	Ast	PF	Dq	Stl	TO	Blk	Pts	Avg
1982-83	81	76	2426	326	706	.462	0	0	—	118	201	.587	199	458	657	145	24	57	190	24	770	9.5	
1983-84	65	63	2135	284	581	.489	0	0	—	133	206	.646	171	374	545	94	217	6	43	160	27	701	10.8
1984-85	2	1	35	2	5	.400	0	0	—	0	2	.000	6	3	9	3	3	0	2	5	3	4	2.0
Totals	148	140	4596	612	1292	.474	0	0	—	251	409	.614	376	835	1211	242	461	10	102	355	54	1475	10.0

Playoffs

Season	G	GS	Min	FG	FGA	Pct.	3P	3PA	Pct.	FT	FTA	Pct.	Off	Def	Tot	Ast	PF	Dq	Stl	TO	Blk	Pts	Avg
1982-83	6	-	205	39	73	.534	0	0	—	16	28	.571	21	45	66	13	25	1	10	-	2	94	15.7
1983-84	12	-	362	38	74	.514	0	0	—	9	15	.600	31	66	97	7	41	2	7	-	9	85	7.1
Totals	18	-	567	77	147	.524	0	0	—	25	43	.581	52	111	163	20	66	3	17	0	11	179	9.9

Robinson, Nate (Krypto-Nate) • Guard • 5-9 • 180 • College: Washington • Born May 31, 1984 in Seattle, WA
 Draft rights traded from Phoenix, with Quentin Richardson, for Kurt Thomas and draft rights to Dijon Thompson on Jun. 28, 2005. Signed to contract on Jul. 2, 2005. Traded to Boston, with Marcus Landry, for Eddie House, J.R. Giddens, Bill Walker and future conditional second-round draft choice on Feb. 18, 2010. Also played for Boston (2009-10).

Regular Season

Season	G	GS	Min	FG	FGA	Pct.	3P	3PA	Pct.	FT	FTA	Pct.	Off	Def	Tot	Ast	PF	Dq	Stl	TO	Blk	Pts	Avg
2005-06	72	26	1544	230	565	.407	58	146	.397	152	202	.752	56	111	167	147	201	5	59	114	1	670	9.3
2006-07	64	5	1356	227	523	.434	83	213	.390	108	139	.777	55	97	152	90	160	2	50	72	6	645	10.1
2007-08	72	17	1883	331	782	.423	97	292	.332	154	196	.786	51	171	222	212	186	2	60	103	1	913	12.7
2008-09	74	11	2209	449	1028	.437	125	385	.325	249	296	.841	98	192	290	301	206	0	95	139	6	1272	17.2
2009-10	30	2	733	152	336	.452	51	136	.375	42	54	.778	23	49	72	112	66	1	27	53	5	397	13.2
Totals	312	61	7725	1389	3234	.429	414	1172	.353	705	887	.795	283	620	903	862	819	10	291	481	19	3897	12.5

Rodriguez, Sergio • Guard • 6-3 • 176 • College: None • Born Jun. 12, 1986 in Tenerife, Spain
 Traded from Sacramento as part of a three-team deal on Feb. 18, 2010. Houston sent Tracy McGrady to New York, and Carl Landry and Joey Dorsey to Sacramento. New York sent Larry Hughes to Sacramento and Jordan Hill, Jared Jeffries, and a protected 2012 first round draft choice to Houston. Houston also received the right to exchange 2011 first-round draft choices with New York. Sacramento sent Sergio Rodriguez to New York and Kevin Martin and Hilton Armstrong to Houston. Became free agent following 2009-10 season. Also played for Portland (2006-07 – 2008-09) and Sacramento (2009-10).

Regular Season

Season	G	GS	Min	FG	FGA	Pct.	3P	3PA	Pct.	FT	FTA	Pct.	Off	Def	Tot	Ast	PF	Dq	Stl	TO	Blk	Pts	Avg
2009-10	27	8	531	79	161	.491	17	49	.347	25	31	.806	9	30	39	91	38	0	21	55	2	200	7.4

Rollins, Phil • Guard • 6-2 • 190 • College: Louisville • Born Jan. 19, 1934 in Wickliffe, KY
 Traded from St. Louis for cash on Dec. 17, 1960. Also played for Philadelphia (1958-59), Cincinnati (1958-59 - 1960-61) and St. Louis (1960-61).

Regular Season

Season	G	GS	Min	FG	FGA	Pct.	3P	3PA	Pct.	FT	FTA	Pct.	Off	Def	Tot	Ast	PF	Dq	Stl	TO	Blk	Pts	Avg
1960-61	40	-	659	90	241	.373	-	-	-	53	77	.688	-	-	85	101	94	1	-	-	-	233	5.8

Rose, Jalen • Forward/Guard • 6-8 • 225 • College: Michigan • Born Jan. 30, 1973 in Detroit, MI
 Traded from Toronto, with a first-round draft choice and cash considerations, for Antonio Davis on Feb. 3, 2006. Waived on Oct. 30, 2006. Also played for Denver (1994-1995 - 1995-96), Indiana (1996-97 - 2001-02), Chicago (2001-02 - 2003-04), Toronto (2003-04 - 2005-06) and Phoenix (2006-07).

Regular Season

Season	G	GS	Min	FG	FGA	Pct.	3P	3PA	Pct.	FT	FTA	Pct.	Off	Def	Tot	Ast	PF	Dq	Stl	TO	Blk	Pts	Avg
2005-06	26	23	747	110	239	.460	28	57	.491	82	101	.812	13	69	82	68	55	0	10	50	3	330	12.7

Rose, Malik • Forward • 6-7 • 255 • College: Drexel • Born Nov. 23, 1974 in Philadelphia, PA
 Traded from San Antonio, with 2005 and 2006 conditional first-round draft choices, for Jamison Brewer and Nazr Mohammed on Feb. 24, 2005. Traded to Oklahoma City in exchange for Chris Wilcox on Feb. 19, 2009. Also played for Charlotte (1996-97), San Antonio (1997-98 – 2004-05) and Oklahoma City (2008-09).

Regular Season

Season	G	GS	Min	FG	FGA	Pct.	3P	3PA	Pct.	FT	FTA	Pct.	Off	Def	Tot	Ast	PF	Dq	Stl	TO	Blk	Pts	Avg
2004-05	26	4	613	74	174	.425	1	6	.167	68	87	.782	34	80	114	18	84	1	15	46	7	217	8.3
2005-06	72	35	1119	105	281	.374	1	1	1.000	107	137	.781	84	175	259	67	145	1	43	80	14	318	4.4
2006-07	65	2	810	74	186	.398	2	8	.250	42	52	.808	47	128	175	65	120	2	26	65	9	192	3.0
2007-08	49	3	494	66	180	.367	2	7	.286	37	51	.725	31	72	103	28	80	1	16	40	7	171	3.5
2008-09	18	0	160	11	41	.268	0	4	.000	8	11	.727	4	27	31	10	24	0	1	17	1	30	1.7
Totals	230	44	3196	330	862	.383	6	26	.231	262	338	.775	200	482	682	188	453	5	101	248	38	928	4.0

Rosenstein, Hank • Forward • 6-4 • 185 • College: CCNY • Born Jun. 16, 1920 in Brooklyn, NY • Died Feb. 27, 2010
 Member of Original 1946-47 Knicks. Also played for Providence (1946-47).

Regular Season

Season	G	GS	Min	FG	FGA	Pct.	3P	3PA	Pct.	FT	FTA	Pct.	Off	Def	Tot	Ast	PF	Dq	Stl	TO	Blk	Pts	Avg
1946-47	31	-	-	38	145	.262	-	-	-	57	95	.600	-	-	19	-	-	-	-	-	-	133	4.3

Rothenberg, Irwin (Irv) • Center • 6-8 • 215 • College: Long Island University • Born Dec. 31, 1921 in The Bronx, NY • Died Jul. 18, 2009
 Purchased from St. Louis on Oct. 25, 1948. Also played for Cleveland (1946-47), Washington (1947-48), Baltimore (1947-48) and St. Louis (1947-48).

Regular Season

Season	G	GS	Min	FG	FGA	Pct.	3P	3PA	Pct.	FT	FTA	Pct.	Off	Def	Tot	Ast	PF	Dq	Stl	TO	Blk	Pts	Avg
1948-49	53	-	-	101	367	.275	-	-	-	112	174	.644	-	-	-	68	174	-	-	-	-	314	5.9

Playoffs

Season	G	GS	Min	FG	FGA	Pct.	3P	3PA	Pct.	FT	FTA	Pct.	Off	Def	Tot	Ast	PF	Dq	Stl	TO	Blk	Pts	Avg
1948-49	6	-	-	4	19	.211	-	-	-	2	10	.200	-	-	-	2	-	-	-	-	-	10	1.7

Rudd, John • Forward • 6-7 • 230 • College: McNeese State • Born Aug. 7, 1955 in DeRidder, LA
 Selected in second round (32nd pick overall) of 1978 NBA Draft. Became free agent following 1978-79 season.

Regular Season

Season	G	GS	Min	FG	FGA	Pct.	3P	3PA	Pct.	FT	FTA	Pct.	Off	Def	Tot	Ast	PF	Dq	Stl	TO	Blk	Pts	Avg
1978-79	58	3	723	59	133	.444	-	-	-	66	93	.710	69	98	167	35	95	1	17	59	8	184	3.2

Rudometkin, John (Rudo The Hard-Nosed Trojan) • Forward • 6-6 • 205 • College: Southern California • Born Jun. 6, 1940 in Santa Maria, CA
 Selected in second round (ninth pick overall) of 1962 NBA Draft. Signed on May 23, 1962. Waived on Oct. 31, 1964. Also played for San Francisco (1964-65).

Regular Season

Season	G	GS	Min	FG	FGA	Pct.	3P	3PA	Pct.	FT	FTA	Pct.	Off	Def	Tot	Ast	PF	Dq	Stl	TO	Blk	Pts	Avg
1962-63	56	-	572	108	307	.352	-	-	-	73	95	.768	-	-	149	30	58	0	-	-	-	289	5.2
1963-64	52	-	696	154	326	.472	-	-	-	87	116	.750	-	-	164	26	86	0	-	-	-	395	7.6
1964-65	1	0	22	3	8	.375	-	-	-	0	0	—	-	-	7	0	5	0	-	-	-	6	6.0
Totals	109	0	1290	265	641	.413	-	-	-	160	211	.758	-	-	320	56	149	0	-	-	-	690	6.3

Russell, Cazzie (Snazzy) • Forward • 6-5 • 220 • College: Michigan • Born Jun. 7, 1944 in Chicago, IL
 Selected in first round (first overall pick) of 1966 NBA Draft. Traded to San Francisco for Jerry Lucas on May 7, 1971. Also played for Golden State (1971-72 – 1973-74), L.A. Lakers (1974-75 – 1976-77) and Chicago (1977-78).

Regular Season

Season	G	GS	Min	FG	FGA	Pct.	3P	3PA	Pct.	FT	FTA	Pct.	Off	Def	Tot	Ast	PF	Dq	Stl	TO	Blk	Pts	Avg
1966-67	77	25	1696	344	789	.436	-	-	-	179	228	.785	-	-	251	187	174	1	-	-	-	867	11.3
1967-68	82	45	2296	551	1192	.																	

Santini, Robert (Bob) • Forward • 6-5 • 191 • College: Iona • Born Feb. 17, 1932 in The Bronx, NY
Selected in fifth round of 1953 NBA Draft.

Regular Season

Season	G	GS	Min	FG	FGA	Pct.	3P	3PA	Pct.	FT	FTA	Pct.	Off	Def	Tot	Ast	PF	Dq	Stl	TO	Blk	Pts	Avg
1955-56	4	-	23	5	10	.500	-	-	-	1	2	.500	-	-	3	1	4	0	-	-	-	11	2.8

Scales, DeWayne (Hot Man) • Forward • 6-9 • 208 • College: Louisiana State • Born Dec. 28, 1958 in Dallas, TX

Selected in second round (36th pick overall) of 1980 NBA Draft. Waived on Nov. 10, 1981. Signed as free agent on Jul. 27, 1982. Waived in Oct. 1982. Also played for Washington (1983-84).

Regular Season

Season	G	GS	Min	FG	FGA	Pct.	3P	3PA	Pct.	FT	FTA	Pct.	Off	Def	Tot	Ast	PF	Dq	Stl	TO	Blk	Pts	Avg
1980-81	44	7	484	94	225	.418	1	6	.167	26	39	.667	47	85	132	10	54	0	12	30	4	215	4.9
1981-82	3	0	24	1	5	.200	0	0	—	1	2	.500	2	3	5	0	3	0	1	2	1	3	1.0
Totals	47	7	508	95	230	.413	1	6	.167	27	41	.659	49	88	137	10	57	0	13	32	5	218	4.6

Schaus, Fred • Forward • 6-5 • 210 • College: West Virginia • Born Jun. 30, 1925 in Newark, OH • Died Feb. 10, 2010

Purchased from Fort Wayne on Dec. 29, 1953. Also played for Fort Wayne (1949-50 -1953-54).

Regular Season

Season	G	GS	Min	FG	FGA	Pct.	3P	3PA	Pct.	FT	FTA	Pct.	Off	Def	Tot	Ast	PF	Dq	Stl	TO	Blk	Pts	Avg
1953-54	67	-	1515	161	415	.388	-	-	-	153	195	.785	-	-	267	109	-	-	-	-	-	475	7.1

Schectman, Ossie • Guard • 6-0 • 175 • College: Long Island University • Born Mar. 30, 1919 in New Brunswick, NJ

Member of Original 1946-47 Knicks. Signed on Jul. 30, 1946.

Regular Season

Season	G	GS	Min	FG	FGA	Pct.	3P	3PA	Pct.	FT	FTA	Pct.	Off	Def	Tot	Ast	PF	Dq	Stl	TO	Blk	Pts	Avg
1946-47	54	-	-	162	588	.276	-	-	-	111	179	.620	-	-	109	115	-	-	-	-	-	435	8.1

Scherer, Herb • Center • 6-9 • 212 • College: Long Island University • Born Dec. 21, 1929

Selected in second round of 1950 NBA Draft. Also played for Tri-Cities (1950-51).

Regular Season

Season	G	GS	Min	FG	FGA	Pct.	3P	3PA	Pct.	FT	FTA	Pct.	Off	Def	Tot	Ast	PF	Dq	Stl	TO	Blk	Pts	Avg
1951-52	12	-	167	19	65	.292	-	-	-	9	14	.643	-	-	26	6	25	0	-	-	-	47	3.9

Scott, Dennis (3-D) • Guard/Forward • 6-8 • 229 • College: Georgia Tech • Born Sep. 5, 1968 in Hagerstown, MD

Signed as free agent on Jan. 24, 1999. Waived on Mar. 13, 1999. Also played for Orlando (1990-91 – 1996-97), Dallas (1997-98), Phoenix (1997-98), Minnesota (1998-99) and Vancouver (1999-2000).

Regular Season

Season	G	GS	Min	FG	FGA	Pct.	3P	3PA	Pct.	FT	FTA	Pct.	Off	Def	Tot	Ast	PF	Dq	Stl	TO	Blk	Pts	Avg
1998-99	15	0	206	17	56	.304	8	29	.276	1	4	.250	3	17	20	8	17	0	44	85	1	43	2.9

Scurry, Carey • Forward • 6-7 • 190 • College: Long Island University • Born Dec. 4, 1962 in Brooklyn, NY

Signed to first of two consecutive 10-day contracts on Mar. 2, 1988. Contract expired on Mar. 21, 1988. Also played for Utah (1985-86 – 1987-88).

Regular Season

Season	G	GS	Min	FG	FGA	Pct.	3P	3PA	Pct.	FT	FTA	Pct.	Off	Def	Tot	Ast	PF	Dq	Stl	TO	Blk	Pts	Avg
1987-88	4	0	8	1	2	.500	0	0	—	0	0	—	1	2	3	1	3	0	2	2	1	2	0.5

Sears, Kenny (Big Cat) • Forward • 6-9 • 200 • College: Santa Clara • Born Aug. 17, 1933 in Watsonville, CA

Selected in first round (fifth overall) of 1955 NBA Draft. Re-signed on Sep. 10, 1956, Jul. 22, 1957 & Jun. 23, 1958 & Sep. 17, 1962. Re-signed in May 1962 following dismissal of antitrust suit filed versus Knicks and NBA. Traded, with Willie Naulls, to San Francisco for Tom Gola on Dec. 5, 1962. Also played for San Francisco (1962-63 - 1963-64).

Regular Season

Season	G	GS	Min	FG	FGA	Pct.	3P	3PA	Pct.	FT	FTA	Pct.	Off	Def	Tot	Ast	PF	Dq	Stl	TO	Blk	Pts	Avg
1955-56	70	-	2069	319	728	.438	-	-	-	258	324	.796	-	-	616	114	201	4	-	-	-	896	12.8
1956-57	72	-	2516	343	821	.418	-	-	-	383	485	.790	-	-	614	101	226	2	-	-	-	1069	14.8
1957-58	72	-	2685	445	1014	.439	-	-	-	452	550	.822	-	-	785	126	251	7	-	-	-	1342	18.6
1958-59	71	-	2498	491	1002	.490	-	-	-	506	588	.861	-	-	658	136	237	7	-	-	-	1488	21.0
1959-60	64	-	2103	412	863	.477	-	-	-	363	418	.868	-	-	489	127	191	2	-	-	-	1187	18.5
1960-61	52	-	1396	241	568	.424	-	-	-	268	325	.825	-	-	293	102	165	0	-	-	-	750	14.4
1962-63	23	-	359	48	92	.522	-	-	-	26	46	.565	-	-	67	40	29	0	-	-	-	122	5.3
Totals	424	-	13626	2299	5088	.452	-	-	-	2256	2736	.825	-	-	3522	746	1300	28	-	-	-	6854	16.2

Playoffs

Season	G	GS	Min	FG	FGA	Pct.	3P	3PA	Pct.	FT	FTA	Pct.	Off	Def	Tot	Ast	PF	Dq	Stl	TO	Blk	Pts	Avg
1958-59	2	-	64	10	27	.370	-	-	-	13	15	.867	-	-	17	6	6	0	-	-	-	33	16.5

NBA All-Star

Season	G	GS	Min	FG	FGA	Pct.	3P	3PA	Pct.	FT	FTA	Pct.	Off	Def	Tot	Ast	PF	Dq	Stl	TO	Blk	Pts	Avg
1958	14	4	8	.500	-	-	-	-	-	4	5	.800	-	-	1	0	1	0	-	-	-	12	
1959	26	5	9	.556	-	-	-	-	-	5	5	1.000	-	-	8	1	4	0	-	-	-	15	
Totals	40	9	17	.529	-	-	-	-	-	9	10	.900	-	-	9	1	5	0	-	-	-	27	

Selvy, Frank (Fab) • Guard • 6-3 • 180 • College: Furman • Born Nov. 9, 1932 in Corbin, KY

Traded from St. Louis for a 1959 second-round draft choice on Oct. 22, 1958. Signed on Aug. 31, 1959. Waived on Oct. 25, 1959. Also played for Baltimore (1954-55), Milwaukee (1954-55), St. Louis (1955-56 - 1957-58), Minneapolis (1957-58, 1959-60), Syracuse (1959-60) and L.A. Lakers (1960-61 -1963-64).

Regular Season

Season	G	GS	Min	FG	FGA	Pct.	3P	3PA	Pct.	FT	FTA	Pct.	Off	Def	Tot	Ast	PF	Dq	Stl	TO	Blk	Pts	Avg
1958-59	68	-	1448	233	605	.385	-	-	-	201	262	.767	-	-	248	96	113	1	-	-	-	667	9.8

Playoffs

Season	G	GS	Min	FG	FGA	Pct.	3P	3PA	Pct.	FT	FTA	Pct.	Off	Def	Tot	Ast	PF	Dq	Stl	TO	Blk	Pts	Avg
1958-59	2	-	43	10	20	.500	-	-	-	9	11	.818	-	-	4	3	6	0	-	-	-	29	14.5

Sene, Mouhamed • Center • 6-11 • 230 • College: none • Born May 12, 1986 in Thies, Senegal

Signed as free agent on Apr. 9, 2009. Waived on Jul. 31 2009. Also played for Seattle/Oklahoma City (2006-07 – 2008-09).

Regular Season

Season	G	GS	Min	FG	FGA	Pct.	3P	3PA	Pct.	FT	FTA	Pct.	Off	Def	Tot	Ast	PF	Dq	Stl	TO	Blk	Pts	Avg
2008-09	1	0	6	1	2	.500	0	0	—	1	1	1.000	2	3	5	0	0	0	0	1	1	3	3.0

Shavlik, Ron • Forward • 6-8 • 200 • College: North Carolina State • Born Dec. 4, 1933 in Denver, CO • Died Jun. 27, 1983

Selected in first round (fourth overall) of 1956 NBA Draft. Re-signed on Sep. 17, 1957.

Regular Season

Season	G	GS	Min	FG	FGA	Pct.	3P	3PA	Pct.	FT	FTA	Pct.	Off	Def	Tot	Ast	PF	Dq	Stl	TO	Blk	Pts	Avg
1956-57	7	-	72	4	22	.182	-	-	-	2	5	.400	-	-	22	0	12	0	-	-	-	10	1.4
1957-58	1	-	2	0	1	.000	-	-	-	0	0	—	-	-	1	0	0	0	-	-	-	0	0.0
Totals	8	-	74	4	23	.174	-	-	-	2	5	.400	-	-	23	0	12	0	-	-	-	10	1.3

Shelton, Lonnie • Forward • 6-8 • 255 • College: Oregon State • Born Oct. 19, 1955 in Bakersfield, CA

Selected in second round (25th pick overall) of 1976 NBA Draft. Awarded to Seattle, with 1979 first-round draft choice and cash on Sep. 29, 1978 as compensation for signing veteran free agent Marvin Webster; received 1981 first-round draft choice and cash as part of transaction. Also played for Seattle (1978-79) and Cleveland (1983-84 – 1985-86).

Regular Season

Season	G	GS	Min	FG	FGA	Pct.	3P	3PA	Pct.	FT	FTA	Pct.	Off	Def	Tot	Ast	PF	Dq	Stl	TO	Blk	Pts	Avg	
1976-77	82	57	2104	398	836	.476	-	-	-	159	225	.707	220	413	633	149	363	10	125	-	-	98	955	11.6
1977-78	82	45	2319	508	988	.514	-	-	-	203	276	.736	204	376	580	195	350	11	109	228	112	1219	14.9	
Totals	164	102	4423 </																					

Shue, Gene

• Guard • 6-2 • 175 • College: Maryland • Born Dec. 18, 1931 in Baltimore, MD
 Contract purchased from Philadelphia on Nov. 28, 1954. Re-signed on Sep. 19, 1955. Traded to Fort Wayne for Ron Sobieszczyk on Apr. 30, 1956. Traded from Detroit for Darrall Imhoff and cash on Aug. 29, 1962. Traded to Baltimore, with Paul Hogue, for Bill McGill on Oct. 30, 1963. Also played for Philadelphia (1954-55), Fort Wayne (1956-57), Detroit (1957-58 - 1961-62) and Baltimore (1963-64).

Regular Season

Season	G	GS	Min	FG	FGA	Pct.	3P	3PA	Pct.	FT	FTA	Pct.	Off	Def	Tot	Ast	PF	Dq	Stl	TO	Blk	Pts	Avg
1954-55	56	-	885	97	276	.351	-	-	-	55	73	.753	-	-	144	77	63	0	-	-	-	249	4.4
1955-56	72	-	1750	240	625	.384	-	-	-	181	237	.764	-	-	212	179	111	0	-	-	-	661	9.2
1962-63	78	-	2288	354	894	.396	-	-	-	208	302	.689	-	-	191	259	171	0	-	-	-	916	11.7
Totals	206	-	4923	691	1795	.385	-	-	-	444	612	.725	-	-	547	515	345	0	-	-	-	1825	8.9

Playoffs

Season	G	GS	Min	FG	FGA	Pct.	3P	3PA	Pct.	FT	FTA	Pct.	Off	Def	Tot	Ast	PF	Dq	Stl	TO	Blk	Pts	Avg
1954-55	3	-	49	8	17	.471	-	-	-	6	7	.857	-	-	12	4	5	0	-	-	-	22	7.3

Simmons, Connie

• Center • 6-8 • 225 • College: none • Born Mar. 15, 1925 in Newark, NJ • Died Apr. 15, 1989
 Traded from Baltimore for Sid Tanenbaum and Tommy Bynes on Feb. 11, 1949. Re-signed on Oct. 2, 1950. Traded to Baltimore, with Al McGuire, for Ray Felix and Chuck Grigsby on Sep. 17, 1954. Also played for Boston (1946-47 - 1947-48), Baltimore (1947-48 - 1948-49, 1954-55), Syracuse (1954-55) and Rochester (1955-56).

Regular Season

Season	G	GS	Min	FG	FGA	Pct.	3P	3PA	Pct.	FT	FTA	Pct.	Off	Def	Tot	Ast	PF	Dq	Stl	TO	Blk	Pts	Avg
1949-50	60	-	-	241	729	.331	-	-	-	198	299	.662	-	-	102	203	-	-	-	-	-	680	11.3
1950-51	66	-	-	229	613	.374	-	-	-	146	208	.702	-	-	426	117	222	8	-	-	-	604	9.2
1951-52	66	-	1558	227	600	.378	-	-	-	175	254	.689	-	-	471	121	214	8	-	-	-	629	9.5
1952-53	65	-	1707	240	637	.377	-	-	-	249	340	.732	-	-	458	127	252	9	-	-	-	729	11.2
1953-54	72	-	2006	255	713	.358	-	-	-	210	305	.689	-	-	484	128	234	1	-	-	-	720	10.0
Totals	329	-	5271	1192	3292	.362	-	-	-	978	1406	.696	-	-	1839	595	1125	26	-	-	-	3362	10.2

Playoffs

Season	G	GS	Min	FG	FGA	Pct.	3P	3PA	Pct.	FT	FTA	Pct.	Off	Def	Tot	Ast	PF	Dq	Stl	TO	Blk	Pts	Avg
1949-50	5	-	-	11	40	.275	-	-	-	20	21	.952	-	-	7	-	-	-	-	-	-	42	8.4
1950-51	14	-	-	55	151	.364	-	-	-	42	68	.618	-	-	94	24	-	-	-	-	-	152	10.9
1951-52	14	-	427	77	166	.464	-	-	-	68	89	.764	-	-	108	12	-	-	-	-	-	222	15.9
1952-53	11	-	341	47	128	.367	-	-	-	51	70	.729	-	-	82	25	-	-	-	-	-	145	13.2
1953-54	4	-	111	10	31	.323	-	-	-	25	36	.694	-	-	33	10	-	-	-	-	-	45	11.3
Totals	48	-	879	200	516	.388	-	-	-	206	284	.725	-	-	317	78	-	-	-	-	-	606	12.6

Sims, Courtney

• Center • 6-11 • 245 • College: Michigan • Born Oct. 21, 1983 in Boston, MA
 Signed as free agent to first of two 10-day contracts on Mar. 23, 2009. Also played for Indiana (2007-08) and Phoenix (2008-09).

Regular Season

Season	G	GS	Min	FG	FGA	Pct.	3P	3PA	Pct.	FT	FTA	Pct.	Off	Def	Tot	Ast	PF	Dq	Stl	TO	Blk	Pts	Avg
2008-09	1	0	11	3	6	.500	0	0	---	0	0	---	2	2	4	0	1	0	0	0	0	6	6.0

Singleton, McKinley

• Guard • 6-5 • 175 • College: Alabama-Birmingham • Born Oct. 29, 1961 in Memphis, TN
 Signed as free agent on Aug. 26, 1986. Waived on Nov. 14, 1986.

Regular Season

Season	G	GS	Min	FG	FGA	Pct.	3P	3PA	Pct.	FT	FTA	Pct.	Off	Def	Tot	Ast	PF	Dq	Stl	TO	Blk	Pts	Avg
1986-87	2	0	10	2	3	.667	0	1	.000	0	0	---	0	0	0	1	1	0	0	0	0	4	2.0

Smith, Bill

• Forward • 6-5 • 190 • College: St. Peter's • Born Apr. 26, 1939
 Selected in fifth round (42nd pick overall) of 1961 NBA Draft. Signed on Jun. 14, 1961.

Regular Season

Season	G	GS	Min	FG	FGA	Pct.	3P	3PA	Pct.	FT	FTA	Pct.	Off	Def	Tot	Ast	PF	Dq	Stl	TO	Blk	Pts	Avg
1961-62	9	-	83	8	33	.242	-	-	-	7	8	.875	-	-	16	7	6	0	-	-	-	23	2.6

Smith, Charles

• Forward • 6-10 • 245 • College: Pittsburgh • Born Jul. 16, 1965 in Bridgeport, CT
 Traded from L.A. Clippers, with Glenn Rivers and Bo Kimble, on Sep. 22, 1992 in three-team deal; L.A. Clippers received Mark Jackson and 1995 second-round draft choice from New York and Stanley Roberts from Orlando; Orlando received 1993 first-round draft choice from New York and worst of Clippers two first round draft choices in either 1993 or 1994. Traded to San Antonio, with Monty Williams, for J.R. Reid, Brad Lohaus and 1996 first-round draft choice on Feb. 8, 1996. Also played for L.A. Clippers (1988-89 - 1991-92) and San Antonio (1995-96 - 1996-97).

Regular Season

Season	G	GS	Min	FG	FGA	Pct.	3P	3PA	Pct.	FT	FTA	Pct.	Off	Def	Tot	Ast	PF	Dq	Stl	TO	Blk	Pts	Avg
1992-93	81	68	2172	358	764	.469	0	2	.000	287	367	.782	170	262	432	142	254	4	48	155	96	1003	12.4
1993-94	43	21	1105	176	397	.443	8	16	.500	87	121	.719	66	99	165	50	144	4	26	64	45	447	10.4
1994-95	76	58	2150	352	747	.471	7	31	.226	255	322	.792	144	180	324	120	286	6	49	147	95	966	12.7
1995-96	41	4	890	114	294	.388	2	15	.133	73	103	.709	59	101	160	29	12	2	18	61	51	303	7.4
Totals	241	151	6317	1000	2202	.454	17	64	.266	702	913	.769	439	642	1081	341	808	16	141	427	287	2719	11.3

Playoffs

Season	G	GS	Min	FG	FGA	Pct.	3P	3PA	Pct.	FT	FTA	Pct.	Off	Def	Tot	Ast	PF	Dq	Stl	TO	Blk	Pts	Avg
1992-93	15	18	388	65	138	.471	0	0	---	37	50	.740	27	33	60	20	52	1	9	29	14	167	11.1
1993-94	25	18	612	85	177	.480	0	3	.000	51	70	.729	34	61	95	25	92	0	12	32	24	221	8.8
1994-95	11	11	303	51	95	.537	0	2	.000	17	30	.567	20	22	42	13	44	1	13	24	17	119	10.8
Totals	51	44	1303	201	410	.490	0	5	.000	105	150	.700	81	116	197	58	188	2	34	85	55	507	9.9

Smith, Edward

(Ed) • Forward • 6-6 • 195 • College: Harvard • Born Jul. 5, 1929 in West Jefferson, OH • Died Nov. 26, 1998
 Selected in 1951 NBA Draft. Signed on Sep. 9, 1953. Waived on Feb. 15, 1954.

Regular Season

Season	G	GS	Min	FG	FGA	Pct.	3P	3PA	Pct.	FT	FTA	Pct.	Off	Def	Tot	Ast	PF	Dq	Stl	TO	Blk	Pts	Avg
1953-54	11	-	104	11	45	.244	-	-	-	6	10	.600	-	-	26	9	15	0	-	-	-	28	2.5

Smith, Randy

(Ironman) • Guard • 6-3 • 185 • College: Buffalo State • Born Dec. 12, 1948 in Bellport, NY • Died Jun. 4, 2009
 Traded from Cleveland for 1981 first-round draft choice on May 20, 1981. Became free agent following 1981-82 season. Also played for Buffalo (1971-72 - 1977-78), San Diego (1978-79, 1982-83), Cleveland (1979-80 - 1980-81) and Atlanta (1982-83).

Regular Season

Season	G	GS	Min	FG	FGA	Pct.	3P	3PA	Pct.	FT	FTA	Pct.	Off	Def	Tot	Ast	PF	Dq	Stl	TO	Blk	Pts	Avg
1981-82	82	40	2033	348	748	.465	3	11	.273	122	151	.808	53	102	155	255	199	1	91	124	1	821	10.0

Smyth, Joe

• Guard • 6-3 • 215 • College: Niagara • Born May 22, 1929 in New York, NY • Died Jun. 10, 1999
 Selected in 1953 NBA Draft. Recalled from the Washington Generals on Dec. 28, 1953. Also played for Baltimore (1953-54).

Regular Season

Season	G	GS	Min	FG	FGA	Pct.	3P	3PA	Pct.	FT	FTA	Pct.	Off	Def	Tot	Ast	PF	Dq	Stl	TO	Blk	Pts	Avg
1953-54	8	-	59	5	15	.333	-	-	-	5	9	.556	-	-	10	2	-	-	-	-	-	15	1.9

Sobieszczyk, Ron

(Sobie) • Guard • 6-3 • 195 • College: DePaul • Born Sep. 21, 1934 in Chicago, IL • Died Oct. 23, 2009
 Traded from Fort Wayne for Gene Shue on Apr. 30, 1956. Sold to Minneapolis in Nov. 1959. Also played for Minneapolis (1959-60).

Regular Season

Spolstra, Art • Forward • 6-9 • 220 • College: Western Kentucky • Born Sep. 11, 1932 in Grand Rapids, MI • Died Apr. 9, 2008
 Traded from Minneapolis for cash and the rights to Bo Erias on Feb. 5, 1958. Also played for Rochester (1954-55 - 1956-57) and Minneapolis (1957-58).

Regular Season

Season	G	GS	Min	FG	FGA	Pct.	3P	3PA	Pct.	FT	FTA	Pct.	Off	Def	Tot	Ast	PF	Dq	Stl	TO	Blk	Pts	Avg
1957-58	17	-	207	20	66	.303	-	-	-	27	37	.730	-	-	51	6	36	1	-	-	-	67	3.9

Sprewell, Latrell (Spre) • Guard/Forward • 6-5 • 190 • College: Alabama • Born Sep. 8, 1970 in Milwaukee, WI
 Traded from Golden State for Terry Cummings, Chris Mills and John Starks on Jan. 21, 1999. Traded to Minnesota as part of four-team deal on Jul. 23, 2003. New York acquired Keith Van Horn from Philadelphia; Minnesota sent Terrell Brandon to Atlanta and Marc Jackson to Philadelphia; Philadelphia sent draft rights to Randy Holcombe, a conditional first-round draft choice and a future second-round draft choice to Atlanta; Atlanta sent Glenn Robinson to Philadelphia. Also played for Golden State (1992-93 – 1997-98) and Minnesota (2003-04 - 2004-05).

Regular Season

Season	G	GS	Min	FG	FGA	Pct.	3P	3PA	Pct.	FT	FTA	Pct.	Off	Def	Tot	Ast	PF	Dq	Stl	TO	Blk	Pts	Avg
1998-99	37	4	1233	215	518	.415	21	77	.273	155	191	.812	41	115	156	91	65	0	46	79	2	606	16.4
1999-00	82	82	3276	568	1305	.435	44	127	.346	344	397	.866	49	300	349	332	184	0	109	226	22	1524	18.6
2000-01	77	77	3017	524	1219	.430	41	135	.304	275	351	.783	49	298	347	269	159	1	106	218	28	1364	17.7
2001-02	81	81	3326	573	1419	.404	145	403	.360	284	346	.821	59	239	298	313	161	0	94	223	14	1575	19.4
2002-03	74	73	2859	454	1127	.403	134	360	.372	173	218	.794	45	240	285	332	134	2	102	172	22	1215	16.4
Totals	351	317	13711	2334	5588	.418	385	1102	.349	1231	1503	.819	243	1192	1435	1337	703	3	457	918	88	6284	17.9

Playoffs

Season	G	GS	Min	FG	FGA	Pct.	3P	3PA	Pct.	FT	FTA	Pct.	Off	Def	Tot	Ast	PF	Dq	Stl	TO	Blk	Pts	Avg
1998-99	20	8	743	145	346	.419	4	25	.160	113	133	.850	24	72	96	43	40	1	19	58	6	407	20.4
1999-00	16	16	700	110	266	.414	10	30	.333	69	88	.784	12	58	70	58	28	0	18	37	5	299	18.7
2000-01	5	5	212	35	86	.407	3	14	.214	19	25	.760	3	12	15	17	17	0	5	20	1	92	18.4
Totals	41	29	1655	290	698	.415	17	69	.246	201	246	.817	39	142	181	118	85	1	42	115	12	798	19.5

NBA All-Star

Season	Min	FG	FGA	Pct.	3P	3PA	Pct.	FT	FTA	Pct.	Off	Def	Tot	Ast	PF	Dq	Stl	TO	Blk	Pts
2001	15	3	6	.500	0	1	.000	1	3	.333	1	0	1	4	1	0	0	1	0	7

Stallworth, Dave (The Rave) • Forward • 6-7 • 215 • College: Wichita State • Born Dec. 20, 1941 in Dallas, TX
 Selected in first round (third pick overall) of 1965 NBA Draft. Traded to Baltimore, with Mike Riordan and cash, for Earl Monroe on Nov. 10, 1971. Signed as free agent on Oct. 28, 1974. Waived on Nov. 14, 1974. Also played for Baltimore/Capital (1971-72 – 1973-74).

Regular Season

Season	G	GS	Min	FG	FGA	Pct.	3P	3PA	Pct.	FT	FTA	Pct.	Off	Def	Tot	Ast	PF	Dq	Stl	TO	Blk	Pts	Avg
1965-66	80	10	1893	373	820	.455	-	-	-	258	376	.686	-	-	492	186	237	4	-	-	-	1004	12.6
1966-67	76	8	1889	380	816	.466	-	-	-	229	320	.716	-	-	472	144	226	4	-	-	-	989	13.0
1969-70	82	3	1375	239	557	.429	-	-	-	161	225	.716	-	-	323	139	194	2	-	-	-	639	7.8
1970-71	81	2	1565	295	685	.431	-	-	-	169	230	.735	-	-	352	106	175	1	-	-	-	759	9.4
1971-72	14	0	225	33	88	.375	-	-	-	29	35	.829	-	-	35	25	31	0	-	-	-	95	6.8
1974-75	7	1	57	5	18	.278	-	-	-	0	0	—	6	14	20	2	10	0	3	-	3	10	1.4
Totals	340	24	7004	1325	2984	.444	-	-	-	846	1186	.713	6	14	1694	602	873	11	3	-	3	3496	10.3

Playoffs

Season	G	GS	Min	FG	FGA	Pct.	3P	3PA	Pct.	FT	FTA	Pct.	Off	Def	Tot	Ast	PF	Dq	Stl	TO	Blk	Pts	Avg
1969-70	19	-	275	61	133	.459	-	-	-	15	16	.938	-	-	77	20	35	0	-	-	-	137	7.2
1970-71	12	-	185	18	68	.265	-	-	-	28	39	.718	-	-	42	10	27	0	-	-	-	64	5.3
Totals	31	-	460	79	201	.393	-	-	-	43	55	.782	-	-	119	30	62	0	-	-	-	201	6.5

Starks, John (Starsky) • Guard • 6-5 • 185 • College: Oklahoma State • Born Aug. 10, 1965 in Tulsa, OK
 Signed as free agent on Oct. 1, 1990. Traded to Golden State, with Terry Cummings and Chris Mills, for Latrell Sprewell on Jan. 21, 1999. Also played for Golden State (1988-89, 1998-99 – 1999-2000), Chicago (1999-2000) and Utah (2000-01 - 2001-02).

Regular Season

Season	G	GS	Min	FG	FGA	Pct.	3P	3PA	Pct.	FT	FTA	Pct.	Off	Def	Tot	Ast	PF	Dq	Stl	TO	Blk	Pts	Avg
1990-91	61	10	1173	180	410	.439	27	93	.290	79	105	.752	30	101	131	204	137	1	59	74	17	466	7.6
1991-92	82	0	2118	405	902	.449	94	270	.348	235	302	.778	45	146	191	276	234	4	103	150	18	1139	13.9
1992-93	80	51	2477	513	1199	.428	108	336	.321	263	331	.795	54	150	204	404	234	3	91	173	12	1397	17.5
1993-94	59	54	2057	410	977	.420	113	337	.335	187	248	.754	37	148	185	348	191	4	95	184	6	1120	19.0
1994-95	80	78	2725	419	1062	.395	217	611	.355	168	228	.737	34	185	219	411	257	3	92	160	4	1223	15.3
1995-96	81	71	2491	375	846	.443	143	396	.361	131	174	.753	31	206	237	315	226	2	103	156	11	1024	12.6
1996-97	77	1	2042	369	856	.431	150	407	.369	173	225	.769	36	169	205	217	196	2	90	158	11	1061	13.8
1997-98	82	10	2188	372	947	.392	130	398	.327	185	235	.787	48	182	230	219	205	2	78	143	5	1059	12.9
Totals	602	275	17271	3043	7199	.423	982	2848	.345	1421	1848	.769	315	1287	1602	2394	1677	21	711	1198	84	8489	14.1

Playoffs

Season	G	GS	Min	FG	FGA	Pct.	3P	3PA	Pct.	FT	FTA	Pct.	Off	Def	Tot	Ast	PF	Dq	Stl	TO	Blk	Pts	Avg
1990-91	3	0	28	2	5	.400	0	0	.000	2	2	1.000	1	2	3	6	4	0	0	6	0	6	2.0
1991-92	12	0	295	46	123	.374	11	46	.239	42	52	.808	7	23	30	38	45	1	17	22	0	145	12.1
1992-93	15	15	575	88	200	.440	28	75	.373	43	60	.717	4	48	52	96	57	0	15	55	3	247	16.5
1993-94	25	18	840	110	289	.387	47	132	.356	97	126	.770	9	49	58	114	86	1	35	57	2	364	14.6
1994-95	11	11	380	58	129	.450	30	73	.411	26	42	.619	2	23	25	57	40	0	13	26	1	172	15.6
1995-96	8	8	314	39	87	.448	21	45	.467	29	39	.744	3	26	29	33	26	0	13	25	1	128	16.0
1996-97	9	1	253	44	99	.444	13	41	.317	25	31	.806	7	24	31	25	25	1	10	20	0	126	14.0
1997-98	10	2	314	59	125	.472	25	59	.424	21	24	.875	4	36	40	23	35	1	16	11	1	164	16.4
Totals	93	55	2999	446	1057	.422	175	471	.372	285	376	.758	37	231	268	392	318	4	119	222	8	1352	14.5

NBA All-Star

Season	Min	FG	FGA	Pct.	3P	3PA	Pct.	FT	FTA	Pct.	Off	Def	Tot	Ast	PF	Dq	Stl	TO	Blk	Pts
1994	20	4	9	.444	1	3	.333	0	0	—	1	2	3	3	1	0	1	2	0	9



Nathaniel S. Butler, NBAE/Getty Images

Stutz, Stan • Guard • 5-10 • 170 • College: Rhode Island • Born Apr. 14, 1920 in Worcester, MA • Died Oct. 28, 1975
Member of Original 1946-47 Knicks. Signed on Jul. 25, 1946. Also played for Baltimore (1948-49).

Regular Season																								
Season	G	GS	Min	FG	FGA	Pct.	3P	3PA	Pct.	FT	FTA	Pct.	Off	Def	Tot	Ast	PF	Dq	Stl	TO	Blk	Pts	Avg	
1946-47	60	-	-	172	641	.268	-	-	-	133	170	.782	-	-	-	49	127	-	-	-	-	-	477	8.0
1947-48	47	-	-	109	501	.218	-	-	-	113	135	.837	-	-	-	57	121	-	-	-	-	-	331	7.0
Totals	107	-	-	281	1142	.246	-	-	-	246	305	.807	-	-	-	106	248	-	-	-	-	808	7.6	

Playoffs																								
Season	G	GS	Min	FG	FGA	Pct.	3P	3PA	Pct.	FT	FTA	Pct.	Off	Def	Tot	Ast	PF	Dq	Stl	TO	Blk	Pts	Avg	
1946-47	5	-	-	28	101	.277	-	-	-	28	32	.875	-	-	-	7	13	-	-	-	-	-	84	16.8
1947-48	3	-	-	3	11	.273	-	-	-	9	11	.818	-	-	-	1	9	-	-	-	-	-	15	5.0
Totals	8	-	-	31	112	.277	-	-	-	37	43	.860	-	-	-	8	22	-	-	-	-	99	12.4	

Sundov, Bruno • Center • 7-2 • 260 • College: none • Born Feb. 10, 1980 in Split, Croatia
Signed to 10-day contract on Jan. 21, 2004. Signed as free agent on Sep. 8, 2004. Became free agent following 2004-05 season. Also played for Dallas (1998-99 – 1999-2000), Indiana (2000-01 – 2001-02), Boston (2002-03) and Cleveland (2003-04).

Regular Season																							
Season	G	GS	Min	FG	FGA	Pct.	3P	3PA	Pct.	FT	FTA	Pct.	Off	Def	Tot	Ast	PF	Dq	Stl	TO	Blk	Pts	Avg
2003-04	1	0	4	1	1	1.000	0	0	---	0	0	---	0	0	0	1	2	0	0	0	0	2	2.0
2004-05	21	0	73	11	37	.297	1	3	.333	2	2	1.000	6	7	13	2	16	0	2	6	2	25	1.2
Totals	22	0	77	12	38	.316	1	3	.333	2	2	1.000	6	7	13	3	18	0	2	6	2	27	1.2

Surhoff, Dick • Guard • 6-4 • 210 • College: Long Island University • Born Nov. 16, 1929 in Weehawken, NJ • Died May 1, 1987
Selected in 1952 NBA Draft. Also played for Milwaukee (1953-54).

Regular Season																							
Season	G	GS	Min	FG	FGA	Pct.	3P	3PA	Pct.	FT	FTA	Pct.	Off	Def	Tot	Ast	PF	Dq	Stl	TO	Blk	Pts	Avg
1952-53	26	-	187	13	61	.213	-	-	-	19	30	.633	-	-	29	9	36	1	-	-	-	45	1.7

Playoffs																							
Season	G	GS	Min	FG	FGA	Pct.	3P	3PA	Pct.	FT	FTA	Pct.	Off	Def	Tot	Ast	PF	Dq	Stl	TO	Blk	Pts	Avg
1952-53	4	-	13	2	4	.500	-	-	-	0	0	---	-	-	2	2	2	0	-	-	-	4	1.0

Sweetney, Michael • Forward • 6-8 • 275 • College: Georgetown • Born Oct. 25, 1982 in Washington, D.C.
Selected after junior year in the first round (ninth overall) of 2003 NBA Draft. Signed to contract on Jul. 7, 2003. Team picked-up option for 2006-07 season on Jun. 30, 2005. Traded to Chicago, with Tim Thomas, Jermaine Jackson, a 2006 first-round draft choice, second-round draft choices in 2007 and 2009, and the opportunity to exchange 2007 first-round draft choices on Oct. 4, 2005, for Eddy Curry and Antonio Davis on Oct. 4, 2005. Also played for Chicago (2005-06 - 2006-07).

Regular Season																							
Season	G	GS	Min	FG	FGA	Pct.	3P	3PA	Pct.	FT	FTA	Pct.	Off	Def	Tot	Ast	PF	Dq	Stl	TO	Blk	Pts	Avg
2003-04	42	1	494	69	140	.493	0	1	.000	42	58	.724	68	89	157	14	57	0	18	32	12	180	4.3
2004-05	77	28	1509	237	446	.531	0	1	.000	176	235	.749	169	249	418	44	224	5	27	108	28	650	8.4
Totals	119	29	2003	306	586	.522	0	2	.000	218	293	.744	237	338	575	58	281	5	45	140	40	830	7.0

Playoffs																							
Season	G	GS	Min	FG	FGA	Pct.	3P	3PA	Pct.	FT	FTA	Pct.	Off	Def	Tot	Ast	PF	Dq	Stl	TO	Blk	Pts	Avg
2003-04	4	0	57	6	11	.545	0	0	---	4	6	.667	4	6	10	0	7	0	0	0	1	16	4.0

Tanenbaum, Sid • Guard • 6-0 • 160 • College: New York University • Born Oct. 8, 1925 in Brooklyn, NY • Died Sep. 4, 1986
Signed on Jan. 3, 1948. Re-signed on Nov. 19, 1948. Traded to Baltimore, with Tommy Byrnes, for Connie Simmons on Feb. 11, 1949. Also played for Baltimore (1948-49).

Regular Season																							
Season	G	GS	Min	FG	FGA	Pct.	3P	3PA	Pct.	FT	FTA	Pct.	Off	Def	Tot	Ast	PF	Dq	Stl	TO	Blk	Pts	Avg
1947-48	24	-	-	90	360	.250	-	-	-	62	74	.838	-	-	-	37	33	-	-	-	-	242	10.1
1948-49	32	-	-	96	339	.283	-	-	-	65	77	.844	-	-	-	71	-	-	-	-	-	257	8.0
Totals	56	-	-	186	699	.266	-	-	-	127	151	.841	-	-	-	108	33	-	-	-	-	499	8.9

Playoffs																							
Season	G	GS	Min	FG	FGA	Pct.	3P	3PA	Pct.	FT	FTA	Pct.	Off	Def	Tot	Ast	PF	Dq	Stl	TO	Blk	Pts	Avg
1947-48	3	-	-	11	33	.333	-	-	-	8	11	.727	-	-	-	4	8	-	-	-	-	30	10.0

Taylor, Maurice (Mo) • Forward • 6-9 • 255 • College: Michigan • Born Oct. 30, 1976 in Detroit, MI
Traded from Houston for Vin Baker, Moochie Norris and 2006 second-round choice on Feb. 24, 2005. Waived on Sep. 29, 2006. Also played for L.A. Clippers (1997-98 – 1999-2000), Houston (2000-01 – 2004-05) and Sacramento (2006-07).

Regular Season																							
Season	G	GS	Min	FG	FGA	Pct.	3P	3PA	Pct.	FT	FTA	Pct.	Off	Def	Tot	Ast	PF	Dq	Stl	TO	Blk	Pts	Avg
2004-05	27	0	431	76	154	.494	0	1	.000	24	43	.558	26	67	93	14	57	0	11	31	8	176	6.5
2005-06	67	13	1210	182	389	.468	0	1	.000	58	83	.699	65	164	229	53	177	0	21	103	14	422	6.3
Totals	94	13	1641	258	543	.475	0	2	.000	82	126	.651	91	231	322	67	234	0	32	134	22	598	6.4

Taylor, Vince • Guard • 6-5 • 180 • College: Duke • Born Sep. 11, 1960 in Lexington, KY

Selected in second round (34th pick overall) of 1982 NBA Draft. Traded to Indiana, with 1984 first-round draft choice, for Billy Knight on Sep. 17, 1983.

Regular Season

Season	G	GS	Min	FG	FGA	Pct.	3P	3PA	Pct.	FT	FTA	Pct.	Off	Def	Tot	Ast	PF	Dq	Stl	TO	Blk	Pts	Avg
1982-83	31	0	321	37	102	.363	0	0	—	21	32	.656	19	17	36	41	54	1	20	30	2	95	3.1

Thomas, Kurt (KT/Tank) • Forward/Center • 6-9 • 235 • College: Texas Christian • Born Oct. 4, 1972 in Dallas, TX

Signed as free agent on Jan. 22, 1999. Re-signed on Aug. 1, 2000. Re-signed on Mar. 9, 2004. Traded to Phoenix, with the draft rights to Dion Thompson, for Quentin Richardson and the draft rights to Nate Robinson on Jun. 28, 2005. Also played for Miami (1995-96 – 1996-97), Dallas (1997-98), Phoenix (2005-06 – 2006-07), Seattle (2007-08), San Antonio (2007-08 – 2008-09) and Milwaukee (2009-10).

Regular Season

Season	G	GS	Min	FG	FGA	Pct.	3P	3PA	Pct.	FT	FTA	Pct.	Off	Def	Tot	Ast	PF	Dq	Stl	TO	Blk	Pts	Avg
1998-99	50	44	1182	170	368	.462	0	1	.000	66	108	.611	82	204	286	55	159	3	45	73	17	406	8.1
1999-00	80	21	1971	270	535	.505	1	3	.333	100	128	.781	144	361	505	82	278	6	51	105	42	641	8.0
2000-01	77	29	2125	314	614	.511	1	3	.333	171	210	.814	172	343	515	63	287	6	61	99	69	800	10.4
2001-02	82	82	2771	463	938	.494	1	6	.167	216	265	.815	214	533	747	87	341	8	71	153	79	1143	13.9
2002-03	81	81	2577	497	1028	.483	2	3	.667	138	184	.750	160	477	637	162	344	12	81	138	97	1134	14.0
2003-04	80	75	2548	392	829	.473	0	3	.000	106	127	.835	145	517	662	149	298	4	56	132	80	890	11.1
2004-05	80	80	2855	424	901	.471	2	4	.500	66	84	.786	170	661	831	160	310	6	70	99	79	916	11.5
Totals	530	412	16029	2530	5213	.485	7	23	.304	863	1106	.780	1087	3096	4183	758	2017	45	435	799	463	5930	11.2

Playoffs

Season	G	GS	Min	FG	FGA	Pct.	3P	3PA	Pct.	FT	FTA	Pct.	Off	Def	Tot	Ast	PF	Dq	Stl	TO	Blk	Pts	Avg
1998-99	20	12	419	45	118	.381	0	0	—	16	23	.696	38	72	110	7	76	0	15	19	12	106	5.3
1999-00	16	0	251	31	61	.508	0	0	—	7	10	.700	18	32	50	5	44	1	3	14	6	69	4.3
2003-04	4	4	139	21	49	.429	0	0	—	9	12	.750	9	37	46	6	17	0	7	10	3	51	12.8
Totals	45	16	995	122	275	.444	0	0	—	54	76	.711	82	180	262	27	163	2	27	52	26	298	6.6

Thomas, Tim • Forward • 6-10 • 240 • College: Villanova • Born Feb. 26, 1977 in Paterson, NJ

Traded from Milwaukee as part of three-team deal on Feb. 15, 2004; Knicks acquired Nazr Mohammed from Atlanta; Atlanta acquired Joel Przybilla from Milwaukee and Michael Doleac from New York; Milwaukee acquired Keith Van Horn from New York. Traded to Chicago, with Michael Sweetney, Jermaine Jackson, a 2006 first-round draft choice, second-round draft choices in 2007 and 2009, and the opportunity to exchange 2007 first-round draft choices on Oct. 4, 2005, for Eddy Curry and Antonio Davis on Oct. 4, 2005. Traded from L.A. Clippers, with Cuttino Mobley, in exchange for Mardy Collins and Zach Randolph on Nov. 21, 2009. Traded to Chicago, with Jerome James and Anthony Roberson, in exchange for Larry Hughes on Feb. 19, 2009. Also played for Philadelphia (1997-98 – 1998-99), Milwaukee (1998-99 – 2003-04), Phoenix (2005-06), L.A. Clippers (2006-07 – 2008-09), Chicago (2008-09) and Dallas (2009-10).

Regular Season

Season	G	GS	Min	FG	FGA	Pct.	3P	3PA	Pct.	FT	FTA	Pct.	Off	Def	Tot	Ast	PF	Dq	Stl	TO	Blk	Pts	Avg
2003-04	24	23	746	137	303	.452	26	64	.406	78	96	.813	26	89	115	34	69	1	24	43	5	378	15.8
2004-05	71	68	1940	315	718	.439	85	208	.409	136	173	.786	45	192	237	110	222	3	41	113	17	851	12.0
2008-09	36	1	773	119	258	.461	53	126	.421	54	67	.806	20	93	113	46	9	3	22	46	10	345	9.6
Totals	131	92	3459	571	1279	.446	164	398	.412	268	336	.798	91	374	465	190	382	7	87	202	32	1574	12.0

Playoffs

Season	G	GS	Min	FG	FGA	Pct.	3P	3PA	Pct.	FT	FTA	Pct.	Off	Def	Tot	Ast	PF	Dq	Stl	TO	Blk	Pts	Avg
2003-04	1	1	22	4	10	.400	0	1	.000	4	5	.800	1	4	5	3	5	0	0	2	0	12	12.0

Thompson, Brooks • Guard • 6-4 • 195 • College: Oklahoma State • Born Jul. 19, 1970 in Dallas, TX

Signed to 10-day contract on Jan. 30, 1998. Re-signed for remainder of season on Feb. 9, 1998. Became free agent following 1997-98 season. Also played for Orlando (1994-95 – 1995-96), Utah (1996-97), Denver (1996-97) and Phoenix (1997-98).

Regular Season

Season	G	GS	Min	FG	FGA	Pct.	3P	3PA	Pct.	FT	FTA	Pct.	Off	Def	Tot	Ast	PF	Dq	Stl	TO	Blk	Pts	Avg
1997-98	17	0	121	13	29	.448	4	14	.286	3	5	.600	0	10	10	24	16	0	6	11	1	33	1.9

Playoffs

Season	G	GS	Min	FG	FGA	Pct.	3P	3PA	Pct.	FT	FTA	Pct.	Off	Def	Tot	Ast	PF	Dq	Stl	TO	Blk	Pts	Avg
1997-98	Not On Playoff Roster																						

Thornton, Bob • Forward/Center • 6-10 • 225 • College: California Irvine • Born Jul. 10, 1962 in Los Angeles, CA

Selected in fourth round (87th pick overall) of 1984 NBA Draft. Waived on Dec. 16, 1987. Also played for Philadelphia (1987-88 – 1990-91), Minnesota (1990-91), Utah (1991-92) and Washington (1995-96).

Regular Season

Season	G	GS	Min	FG	FGA	Pct.	3P	3PA	Pct.	FT	FTA	Pct.	Off	Def	Tot	Ast	PF	Dq	Stl	TO	Blk	Pts	Avg
1985-86	71	23	1323	125	274	.456	0	0	—	86	162	.531	113	177	290	43	209	5	30	83	7	336	4.7
1986-87	33	4	282	29	67	.433	0	1	.000	13	20	.650	18	38	56	8	48	0	4	24	3	71	2.2
1987-88	7	0	85	6	19	.316	0	0	—	5	8	.625	5	8	13	4	23	0	2	8	0	17	2.4
Totals	111	27	1690	160	360	.444	0	1	.000	104	190	.547	136	223	359	55	280	5	36	115	10	424	3.8

Tolbert, Ray • Forward • 6-9 • 225 • College: Indiana • Born Sep. 10, 1958 in Anderson, IN

Signed as free agent on Oct. 9, 1987. Waived on Dec. 9, 1987. Also played for New Jersey (1981-82), Seattle (1981-82 – 1982-83), Detroit (1982-83 – 1983-84), L.A. Lakers (1987-88) and Atlanta (1988-89).

Regular Season

Season	G	GS	Min	FG	FGA	Pct.	3P	3PA	Pct.	FT	FTA	Pct.	Off	Def	Tot	Ast	PF	Dq	Stl	TO	Blk	Pts	Avg
1987-88	11	0	177	19	41	.463	0	0	—	9	17	.529	14	21	35	5	25	0	5	10	2	47	4.3

Toney, Sedric • Guard • 6-2 • 178 • College: Dayton • Born Apr. 13, 1962 in Columbus, MS

Signed to 10-day contract on Mar. 13, 1988. Re-signed for remainder of season on Mar. 23, 1988. Selected by Charlotte in 1988 NBA Expansion Draft. Also played for Atlanta (1985-86), Phoenix (1985-86), Indiana (1988-89), Atlanta (1989-90), Sacramento (1989-90) and Cleveland (1993-94).

Regular Season

Season	G	GS	Min	FG	FGA	Pct.	3P	3PA	Pct.	FT	FTA	Pct.	Off	Def	Tot	Ast	PF	Dq	Stl	TO	Blk	Pts	Avg
1987-88	21	0	139	21	48	.438	5	14	.357	10	11	.909	3	5	8	24	20	0	9	12	1	57	2.7

Trybanski, Cezary • Center • 7-2 • 240 • College: none • Born Sep. 22, 1979 in Warsaw, Poland

Traded from Phoenix, with Antfernee Hardaway and Stephon Marbury, for Howard Eisle, Charlie Ward, Antonio McDyess, Maciej Lampe, draft rights to Milos Vujanic, 2004 first-round draft choice and future first-round draft choice on Jan. 5, 2004. Traded to Chicago, with Othella Harrington, Dikembe Mutombo and Frank Williams, for Jamal Crawford and Jerome Williams on Aug. 5, 2004. Also played for Memphis (2002-03) and Phoenix (2003-04).

Regular Season

Season	G	GS	Min	FG	FGA	Pct.	3P	3PA	Pct.	FT	FTA	Pct.	Off	Def	Tot	Ast	PF	Dq	Stl	TO	Blk	Pts	Avg
2003-04	3	0	5	0	2	.000	0	0	—	1	2	.500	0	0	0	0	2	0	1	0	0	1	0.3

Playoffs

Season	G	GS	Min	FG	FGA	Pct.	3P	3PA	Pct.	FT	FTA	Pct.	Off	Def	Tot	Ast	PF	Dq	Stl	TO	Blk	Pts	Avg
2003-04	Not On Playoff Roster																						

Tucker, Trent (Doc) • Guard • 6-5 • 200 • College: Minnesota • Born Dec. 20, 1959 in Tarboro, NC

Selected in first round (sixth pick overall) of 1982 NBA Draft. Traded, with Jerrod Mustaf and 1992 and 1994 second round draft choices, to Phoenix for Xavier McDaniel on Oct. 1, 1991. Also played for San Antonio (1991-92) and Chicago (1992-93).

Regular Season

Season	G	GS	Min	FG	FGA	Pct.	3P	3PA	Pct.	FT	FTA	Pct.	Off	Def	Tot	Ast	PF	Dq	Stl	TO	Blk	Pts	Avg
1982-83	78	59	1830	299	647	.462	14	30	.467	43	64	.672	75	141	216	195	235	1	56	70	6	655	8.4
1983-84	63	21	1228	225	450	.500	6	16	.375	25	33	.758	43	87	130	138	124	0	63	54	8	481	7.6
1984-85	77	46	1819	293	606	.483	29	72	.403	38	48	.792	74	114	188	199	195	0	75	64	15	653	8.5
1985-86	77	23	1788																				

Tyra, Charlie (Moose) • Forward • 6-8 • 235 • College: Louisville • Born Aug. 16, 1935 in Louisville, KY • Died Dec. 29, 2006
 Traded from Detroit, with Mel Hutchins, for Harry Gallatin, Nat Clifton and rights to Dick Atha on Apr. 3, 1957. Traded to Chicago, with Bob McNeill, for Dave Budd on May 16, 1961. Also played for Chicago (1961-62).

Regular Season

Season	G	GS	Min	FG	FGA	Pct.	3P	3PA	Pct.	FT	FTA	Pct.	Off	Def	Tot	Ast	PF	Dq	Stl	TO	Blk	Pts	Avg
1957-58	68	-	1182	175	490	.357	-	-	-	150	224	.670	-	-	480	34	175	3	-	-	-	500	7.4
1958-59	69	-	1576	240	606	.396	-	-	-	129	190	.679	-	-	485	33	180	2	-	-	-	609	8.8
1959-60	74	-	2033	406	952	.426	-	-	-	133	189	.704	-	-	598	80	258	10	-	-	-	945	12.8
1960-61	59	-	1404	199	549	.362	-	-	-	120	173	.694	-	-	394	82	164	7	-	-	-	518	8.8
Totals	270	-	6195	1020	2597	.393	-	-	-	532	776	.686	-	-	1957	229	777	22	-	-	-	2572	9.5

Playoffs

Season	G	GS	Min	FG	FGA	Pct.	3P	3PA	Pct.	FT	FTA	Pct.	Off	Def	Tot	Ast	PF	Dq	Stl	TO	Blk	Pts	Avg
1958-59	2	-	55	12	28	.429	-	-	-	6	9	.667	-	-	31	1	5	0	-	-	-	30	15.0

Udoka, Ime • Guard • 6-6 • 215 • College: Portland State • Born Aug. 9, 1977 in Portland, OR
 Signed as free agent on Apr. 6, 2006. Waived on Sep. 11, 2006. Also played for L.A. Lakers (2003-04), Portland (2006-07), San Antonio (2007-08-2008-09) and Sacramento (2009-10).

Regular Season

Season	G	GS	Min	FG	FGA	Pct.	3P	3PA	Pct.	FT	FTA	Pct.	Off	Def	Tot	Ast	PF	Dq	Stl	TO	Blk	Pts	Avg
2005-06	8	0	114	9	24	.375	1	3	.333	3	6	.500	3	14	17	6	8	0	1	2	0	22	2.8

Van Arsdale, Dick (Van) • Forward/Guard • 6-5 • 210 • College: Indiana • Born Feb. 22, 1943 in Indianapolis, IN
 Selected in third round (15th pick overall) of 1965 NBA Draft. Selected by Phoenix in 1968 NBA Expansion Draft. Also played for Phoenix (1968-69 – 1976-77).

Regular Season

Season	G	GS	Min	FG	FGA	Pct.	3P	3PA	Pct.	FT	FTA	Pct.	Off	Def	Tot	Ast	PF	Dq	Stl	TO	Blk	Pts	Avg
1965-66	79	69	2289	359	838	.428	-	-	-	251	351	.715	-	-	376	184	235	5	-	-	-	969	12.3
1966-67	79	79	2892	410	913	.449	-	-	-	371	509	.729	-	-	555	247	264	3	-	-	-	1191	15.1
1967-68	78	50	2348	316	725	.436	-	-	-	227	339	.670	-	-	424	230	225	0	-	-	-	859	11.0
Totals	236	198	7529	1085	2476	.438	-	-	-	849	1199	.708	-	-	1355	661	724	8	-	-	-	3019	12.8

Playoffs

Season	G	GS	Min	FG	FGA	Pct.	3P	3PA	Pct.	FT	FTA	Pct.	Off	Def	Tot	Ast	PF	Dq	Stl	TO	Blk	Pts	Avg
1966-67	4	-	153	15	47	.319	-	-	-	16	22	.727	-	-	25	14	16	1	-	-	-	46	11.5
1967-68	4	-	88	5	22	.227	-	-	-	3	4	.750	-	-	16	13	9	0	-	-	-	13	3.3
Totals	8	-	241	20	69	.290	-	-	-	19	26	.731	-	-	41	27	25	1	-	-	-	59	7.4

Van Breda Kolff, Bill (Butch) • Guard • 6-3 • 185 • College: NYU • Born Oct. 28, 1922 in Glen Ridge, NJ • Died Aug. 22, 2007
 Signed in Feb. 1947. Retired following 1949-50 season.

Regular Season

Season	G	GS	Min	FG	FGA	Pct.	3P	3PA	Pct.	FT	FTA	Pct.	Off	Def	Tot	Ast	PF	Dq	Stl	TO	Blk	Pts	Avg
1946-47	16	-	-	7	34	.206	-	-	-	11	17	.647	-	-	-	6	10	-	-	-	-	25	1.6
1947-48	44	-	-	53	192	.276	-	-	-	74	120	.617	-	-	-	29	81	-	-	-	-	180	4.1
1948-49	59	-	-	127	401	.317	-	-	-	161	240	.671	-	-	-	143	148	-	-	-	-	415	7.0
1949-50	56	-	-	55	167	.329	-	-	-	96	134	.716	-	-	-	78	111	-	-	-	-	206	3.7
Totals	175	-	-	242	794	.305	-	-	-	342	511	.669	-	-	-	256	350	-	-	-	-	826	4.7


Playoffs

Season	G	GS	Min	FG	FGA	Pct.	3P	3PA	Pct.	FT	FTA	Pct.	Off	Def	Tot	Ast	PF	Dq	Stl	TO	Blk	Pts	Avg
1946-47	5	-	-	7	32	.219	-	-	-	7	13	.538	-	-	-	4	5	-	-	-	-	21	4.2
1947-48	3	-	-	6	16	.375	-	-	-	10	14	.714	-	-	-	2	8	-	-	-	-	22	7.3
1948-49	6	-	-	15	40	.375	-	-	-	19	23	.826	-	-	-	7	14	-	-	-	-	49	8.2
1949-50	1	-	-	0	0	-	-	-	-	0	0	-	-	-	-	0	2	-	-	-	-	0	0.0
Totals	15	-	-	28	88	.318	-	-	-	36	50	.720	-	-	-	13	29	-	-	-	-	92	6.1

Van Horn, Keith • Forward • 6-10 • 245 • College: Utah • Born Oct. 23, 1975 in Fullerton, CA
 Traded from Philadelphia as part of four-team deal on Jul. 23, 2003; Minnesota sent Terrell Brandon to Atlanta and Marc Jackson to Philadelphia; Philadelphia sent draft rights to Randy Holcombe, a conditional first-round draft choice and a future second-round draft choice to Atlanta; Atlanta sent Glenn Robinson to Philadelphia. Traded to Milwaukee as part of three-team deal on Feb. 15, 2004; Knicks acquired Tim Thomas from Milwaukee and Nazr Mohammed from Atlanta; Atlanta acquired Joel Przybilla from Milwaukee and Michael Doleac from New York. Also played for New Jersey (1997-98 - 2001-02), Philadelphia (2002-03), Milwaukee (2004-05) and Dallas (2004-05 - 2005-06).

Regular Season

Season	G	GS	Min	FG	FGA	Pct.	3P	3PA	Pct.	FT	FTA	Pct.	Off	Def	Tot	Ast	PF	Dq	Stl	TO	Blk	Pts	Avg
2003-04	47	47	1574	273	613	.445	60	161	.373	163	199	.819	98	245	343	83	151	4	52	119	18	769	16.4



George Kalinsky for Madison Square Garden

Vandeweghe, Ernie (Doc) • Guard • 6-3 • 195 • College: Colgate • Born Sep. 12, 1928 in Montreal, Canada

Selected in third round of 1949 NBA Draft. Signed on Oct. 18, 1949. Re-signed on Sep. 23, 1951. Released on Jan. 12, 1956.

Regular Season

Season	G	GS	Min	FG	FGA	Pct.	3P	3PA	Pct.	FT	FTA	Pct.	Off	Def	Tot	Ast	PF	Dq	Stl	TO	Blk	Pts	Avg
1949-50	42	-	-	164	390	.421	-	-	-	93	140	.664	-	-	-	78	126	-	-	-	-	421	10.0
1950-51	44	-	-	135	336	.402	-	-	-	68	97	.701	-	-	-	195	121	144	6	-	-	338	7.7
1951-52	57	-	1507	200	457	.438	-	-	-	124	160	.775	-	-	-	264	164	188	3	-	-	524	9.2
1952-53	61	-	1745	272	625	.435	-	-	-	187	244	.766	-	-	-	342	144	242	11	-	-	731	12.0
1953-54	15	-	271	37	103	.359	-	-	-	25	31	.806	-	-	-	39	29	38	1	-	-	99	6.6
1955-56	5	-	77	10	31	.323	-	-	-	2	2	1.000	-	-	-	13	12	15	0	-	-	22	4.4
Totals	224	-	3600	818	1942	.421	-	-	-	499	674	.740	-	-	-	853	548	753	21	-	-	2135	9.5

Playoffs

Season	G	GS	Min	FG	FGA	Pct.	3P	3PA	Pct.	FT	FTA	Pct.	Off	Def	Tot	Ast	PF	Dq	Stl	TO	Blk	Pts	Avg
1949-50	4	-	-	9	26	.346	-	-	-	14	16	.875	-	-	-	3	16	-	-	-	-	32	8.0
1950-51	14	-	-	37	91	.407	-	-	-	27	37	.730	-	-	-	66	34	55	4	-	-	101	7.2
1951-52	14	-	414	51	118	.432	-	-	-	49	60	.817	-	-	-	69	27	58	1	-	-	151	10.8
1952-53	11	-	340	49	112	.438	-	-	-	46	61	.754	-	-	-	64	27	50	0	-	-	144	13.1
Totals	43	-	754	146	347	.421	-	-	-	136	174	.782	-	-	-	199	91	179	5	-	-	428	10.0

Vandeweghe, Kiki • Forward • 6-8 • 220 • College: UCLA • Born Aug. 1, 1958 in Weisbaden, West Germany

Traded from Portland for 1989 first-round draft choice on Feb. 23, 1989. Waived on Jun. 24, 1992. Also played for Denver (1980-81 - 1983-84), Portland (1984-85 - 1988-89) and L.A. Clippers (1992-93).

Regular Season

Season	G	GS	Min	FG	FGA	Pct.	3P	3PA	Pct.	FT	FTA	Pct.	Off	Def	Tot	Ast	PF	Dq	Stl	TO	Blk	Pts	Avg
1988-89	27	0	502	97	209	.464	3	10	.300	51	56	.911	15	21	36	35	38	0	12	23	7	248	9.2
1989-90	22	13	563	102	231	.442	10	19	.526	44	48	.917	15	38	53	41	28	0	15	26	3	258	11.7
1990-91	75	72	2420	458	927	.494	51	141	.362	259	288	.899	78	102	180	110	22	0	42	108	10	1226	16.3
1991-92	67	0	956	188	383	.491	26	66	.394	65	81	.802	31	57	88	57	87	0	15	27	8	467	7.0
Totals	191	85	4441	845	1750	.483	90	236	.381	419	473	.886	139	218	357	243	275	0	84	184	28	2199	11.5

Playoffs

Season	G	GS	Min	FG	FGA	Pct.	3P	3PA	Pct.	FT	FTA	Pct.	Off	Def	Tot	Ast	PF	Dq	Stl	TO	Blk	Pts	Avg
1988-89	9	0	159	25	49	.510	3	8	.375	20	21	.952	2	9	11	7	10	0	3	5	2	73	8.1
1989-90	10	10	236	31	74	.419	6	13	.462	8	10	.800	7	5	12	14	14	0	5	7	2	76	7.6
1990-91	3	3	99	13	32	.406	3	5	.600	22	25	.880	1	7	8	4	8	0	1	12	0	51	17.0
1991-92	8	0	75	13	24	.542	4	5	.800	6	7	.857	3	3	6	4	10	0	2	1	1	36	4.5
Totals	30	13	569	82	179	.458	16	31	.516	56	63	.889	13	24	37	29	42	0	11	25	5	236	7.9

Walk, Neal • Center/Forward • 6-10 • 250 • College: Florida • Born Jul. 29, 1948 in Cleveland, OH

Traded from New Orleans, with Jim Barnett, for Henry Bibby, cash and future draft choice, on Feb. 1, 1975. Waived on Nov. 22, 1976. Also played for Phoenix (1969-70- 1973-74) and New Orleans (1974-75).

Regular Season

Season	G	GS	Min	FG	FGA	Pct.	3P	3PA	Pct.	FT	FTA	Pct.	Off	Def	Tot	Ast	PF	Dq	Stl	TO	Blk	Pts	Avg
1974-75	30	0	274	47	115	.409	-	-	-	22	25	.880	18	59	77	22	55	0	7	-	3	116	3.9
1975-76	82	30	1340	262	607	.432	-	-	-	79	99	.798	98	291	389	119	209	3	26	-	22	603	7.4
1976-77	11	1	135	28	57	.491	-	-	-	6	7	.857	5	22	27	6	22	0	4	-	3	62	5.6
Totals	123	31	1749	337	779	.433	-	-	-	107	131	.817	121	372	493	147	286	3	37	-	28	781	6.3

Playoffs

Season	G	GS	Min	FG	FGA	Pct.	3P	3PA	Pct.	FT	FTA	Pct.	Off	Def	Tot	Ast	PF	Dq	Stl	TO	Blk	Pts	Avg
1975-76	3	-	39	5	10	.500	-	-	-	0	0	—	0	5	2	4	0	1	-	-	2	10	3.3

Walker, Bill • Guard/Forward • 6-6 • 230 • College: Kansas State • Born Oct. 9, 1987 in Huntington, WV

Traded from Boston, with Eddie House, J.R. Giddens and future conditional second-round draft choice, for Nate Robinson and Marcus Landry on Feb. 18, 2010. Also played for Boston (2008-09 - 2009-10)

Regular Season

Season	G	GS	Min	FG	FGA	Pct.	3P	3PA	Pct.	FT	FTA	Pct.	Off	Def	Tot	Ast	PF	Dq	Stl	TO	Blk	Pts	Avg
2009-10	27	13	739	117	226	.518	50	116	.431	37	47	.787	15	68	83	37	79	1	23	26	3	321	11.9

Walker, Darrell • Guard • 6-4 • 180 • College: Arkansas • Born Mar. 9, 1961 in Chicago, IL

Selected in first round (12th pick overall) of 1983 NBA Draft. Traded to Denver for 1987 first-round draft choice on Oct. 2, 1986. Also played for Denver (1986-87), Washington (1987-88 - 1990-91), Detroit (1991-92 - 1992-93) and Chicago (1992-93).

Regular Season

Season	G	GS	Min	FG	FGA	Pct.	3P	3PA	Pct.	FT	FTA	Pct.	Off	Def	Tot	Ast	PF	Dq	Stl	TO	Blk	Pts	Avg
1983-84	82	0	1324	216	518	.417	4	15	.267	208	263	.791	74	93	167	284	202	1	127	194	15	644	7.9
1984-85	82	66	2489	430	989	.435	0	17	.000	243	347	.700	128	150	278	408	244	2	167	204	21	1103	13.5
1985-86	81	35	2023	324	753	.430	0	10	.000	190	277	.686	100	120	220	337	216	1	146	192	36	838	10.3
Totals	245	101	5836	970	2260	.429	4	42	.095	641	887	.723	302	363	665	1029	662	4	440	590	72	2585	10.6

Playoffs

Season	G	GS	Min	FG	FGA	Pct.	3P	3PA	Pct.	FT	FTA	Pct.	Off	Def	Tot	Ast	PF	Dq	Stl	TO	Blk	Pts	Avg
1983-84	12	-	195	27	73	.370	0	0	—	28	46	.609	20	15	35	20	29	0	24	-	2	82	6.8

Walker, Kenny (Sky) • Forward • 6-8 • 220 • College: Kentucky • Born Aug. 18, 1964 in Roberta, GA

Selected in first round (fifth pick overall) of 1986 NBA Draft. Became free agent following 1990-91 season. Also played for Washington (1993-94 - 1994-95).

Regular Season

Season	G	GS	Min	FG	FGA	Pct.	3P	3PA	Pct.	FT	FTA	Pct.	Off	Def	Tot	Ast	PF	Dq	Stl	TO	Blk	Pts	Avg
1986-87	68	64	1719	285	581	.491	0	4	.000	140	185	.757	118	120	338	75	236	7	49	75	49	710	10.4
1987-88	82	61	2139	344	728	.473	0	1	.000	138	178	.775	192	197	389	86	290	5	63	83	59	826	10.1
1988-89	79	2	1163	174	356	.489	5	20	.250	66	85	.776	101	129	230	36	190	1	41	44	45	419	5.3
1989-90	68	21	1745	204	384	.531	2	5	.400	125	173	.723	131	212	343	49	178	1	33	60	52	535	7.9
1990-91	54	8	771	83	191	.435	0	1	.000	64	82	.780	63	94	157	13	92	0	18	30	30	230	4.3
Totals	351	156	7387	1090	2240	.487	7	31	.226	533	703	.758											

Weatherspoon, Clarence (Spoon) • Forward • 6-7 • 270 • College: Southern Mississippi • Born Sep. 8, 1970 in Crawford, MS
Signed as a free agent on Jul. 20, 2001. Traded to Houston for Moochie Norris and John Amaechi on Dec. 30, 2003. Also played for Philadelphia (1992-93 - 1997-98), Golden State (1997-98), Miami (1998-99 - 1999-2000), Cleveland (2000-01) and Houston (2003-04 - 2004-05).

Regular Season																							
Season	G	GS	Min	FG	FGA	Pct.	3P	3PA	Pct.	FT	FTA	Pct.	Off	Def	Tot	Ast	PF	Dq	Stl	TO	Blk	Pts	Avg
2001-02	56	41	1728	189	452	.418	0	0	—	116	146	.795	149	311	460	60	132	0	37	47	48	494	8.8
2002-03	79	19	2024	186	414	.449	0	0	—	149	194	.768	214	385	599	68	174	0	69	63	36	521	6.6
2003-04	15	1	216	18	40	.450	0	0	—	18	19	.947	14	36	50	13	19	0	8	9	2	54	3.6
Totals	150	61	3968	393	906	.434	0	0	—	283	359	.788	377	732	1109	141	325	0	114	119	86	1069	7.1

Weber, Forest (Jake) • Center • 6-6 • 225 • College: Purdue • Born Mar. 18, 1918 in Rushville, IN • Died: Jan. 6, 1990
Member of Original 1946-47 Knicks. Signed on Oct. 15, 1946. Sold to Providence on Jan. 5, 1947. Also played for Providence (1946-47).

Regular Season																							
Season	G	GS	Min	FG	FGA	Pct.	3P	3PA	Pct.	FT	FTA	Pct.	Off	Def	Tot	Ast	PF	Dq	Stl	TO	Blk	Pts	Avg
1946-47	11	0	—	7	24	.292	—	—	—	6	8	.750	—	—	—	1	—	—	—	—	—	20	1.8

Webster, Marvin (The Human Eraser) • Center • 7-1 • 240 • College: Morgan State • Born Apr. 13, 1952 in Baltimore, MD • Died Apr. 4, 2009
Signed as veteran free agent on Aug. 28, 1978; as compensation, Seattle awarded Lonnie Shelton, 1979 first-round draft choice and cash on Sep. 29, 1978; New York received 1981 first-round draft choice and cash as part of transaction. Voluntarily retired on Dec. 16, 1985. Also played for Denver of ABA (1975-76), Denver (1976-77), Seattle (1977-78) and Milwaukee (1986-87).

Regular Season																							
Season	G	GS	Min	FG	FGA	Pct.	3P	3PA	Pct.	FT	FTA	Pct.	Off	Def	Tot	Ast	PF	Dq	Stl	TO	Blk	Pts	Avg
1978-79	60	55	2027	264	558	.473	—	—	—	150	262	.573	198	457	655	172	183	6	24	170	112	678	11.3
1979-80	20	1	298	38	79	.481	0	0	—	12	16	.750	28	52	80	9	39	1	3	20	11	88	4.4
1980-81	82	3	1708	159	341	.466	1	4	.250	104	163	.638	162	303	465	72	187	2	27	103	97	423	5.2
1981-82	82	32	1883	199	405	.491	0	0	—	108	170	.635	184	306	490	99	211	2	22	90	90	506	6.2
1982-83	82	0	1472	168	331	.508	0	0	—	106	180	.589	176	267	443	49	210	3	35	102	131	442	5.4
1983-84	76	5	1290	112	239	.469	0	0	—	66	117	.564	146	220	366	53	187	2	34	85	100	290	3.8
1984-85	Did Not Play - Injured																						
1985-86	Did Not Play - Injured																						
Totals	402	96	8678	940	1953	.481	1	4	.250	546	908	.601	894	1605	2499	454	1017	16	145	570	541	2427	6.0

Playoffs																							
Season	G	GS	Min	FG	FGA	Pct.	3P	3PA	Pct.	FT	FTA	Pct.	Off	Def	Tot	Ast	PF	Dq	Stl	TO	Blk	Pts	Avg
1980-81	2	—	63	6	12	.500	0	0	—	0	4	.000	4	6	10	1	6	0	0	—	1	12	6.0
1982-83	6	—	115	7	18	.389	0	0	—	14	22	.636	13	15	28	3	18	0	0	—	7	28	4.7
1983-84	12	—	204	14	29	.483	0	0	—	9	15	.600	24	32	56	3	32	0	4	—	17	37	3.1
Totals	20	—	382	27	59	.458	0	0	—	23	41	.561	41	53	94	7	56	0	4	—	25	77	3.9

Westphal, Paul • Guard • 6-4 • 195 • College: Southern California • Born Nov. 30, 1950 in Torrance, CA
Signed as veteran free agent on Mar. 12, 1982. Waived on Jun. 20, 1983. Also played for Boston (1972-73 - 1974-75), Phoenix (1975-76 - 1979-80, 1983-84) and Seattle (1980-81).

Regular Season																							
Season	G	GS	Min	FG	FGA	Pct.	3P	3PA	Pct.	FT	FTA	Pct.	Off	Def	Tot	Ast	PF	Dq	Stl	TO	Blk	Pts	Avg
1981-82	18	12	451	86	194	.443	2	8	.250	36	47	.766	9	13	22	100	61	1	19	47	8	210	11.7
1982-83	80	59	1978	318	693	.459	14	48	.292	148	184	.804	19	96	115	439	180	1	87	196	16	798	10.0
Totals	98	71	2429	404	887	.455	16	56	.286	184	231	.797	28	109	137	539	241	2	106	243	24	1008	10.3

White, Tony • Guard • 6-2 • 170 • College: Tennessee • Born Feb. 15, 1965 in Charlotte, NC
Claimed off waivers on Nov. 16, 1987. Waived on Dec. 11, 1987. Also played for Chicago (1987-88) and Golden State (1987-88).

Regular Season																							
Season	G	GS	Min	FG	FGA	Pct.	3P	3PA	Pct.	FT	FTA	Pct.	Off	Def	Tot	Ast	PF	Dq	Stl	TO	Blk	Pts	Avg
1987-88	12	0	117	17	46	.370	0	1	.000	9	13	.692	1	2	3	10	14	0	1	13	0	43	3.6

Wilcox, Chris • Forward • 6-10 • 235 • College: Maryland • Born Sep. 3, 1982 in Whiteville, NC
Traded from Oklahoma City in exchange for Malik Rose and cash considerations on Feb. 19, 2009. Became free agent following 2008-09 season. Also played for L.A. Clippers (2002-03 - 2005-06), Seattle/Oklahoma City (2005-06 - 2008-09) and Detroit (2009-10).

Regular Season																							
Season	G	GS	Min	FG	FGA	Pct.	3P	3PA	Pct.	FT	FTA	Pct.	Off	Def	Tot	Ast	PF	Dq	Stl	TO	Blk	Pts	Avg
2008-09	25	0	330	54	102	.529	0	1	.000	27	53	.509	31	51	82	14	48	1	8	20	5	135	5.4

Wilkins, Eddie Lee (Easy) • Forward/Center • 6-10 • 220 • College: Gardner-Webb • Born May 7, 1962 in Cartersville, GA
Selected in sixth round (133rd pick overall) of 1984 NBA Draft. Signed as free agent to 10-day contract on Feb. 22, 1987. Signed for remainder of season on Mar. 4, 1987. Became free agent following 1990-91 season. Also played for Philadelphia (1992-93).

Regular Season																							
Season	G	GS	Min	FG	FGA	Pct.	3P	3PA	Pct.	FT	FTA	Pct.	Off	Def	Tot	Ast	PF	Dq	Stl	TO	Blk	Pts	Avg
1984-85	54	16	917	116	233	.498	0	2	.000	66	122	.541	86	176	262	16	155	3	21	64	16	298	5.5
1986-87	24	10	454	56	127	.441	0	1	.000	27	58	.466	45	62	107	6	67	1	9	28	2	139	5.8
1988-89	71	2	584	114	245	.465	0	1	.000	61	111	.550	72	76	148	7	110	1	10	56	16	289	4.1
1989-90	79	0	972	141	310	.455	0	2	.000	89	147	.605	114	151	265	16	152	1	18	73	18	371	4.7
1990-91	68	1	668	114	255	.447	0	1	.000	51	90	.567	69	111	180	15	91	0	17	50	7	279	4.1
Totals	296	29	3595	541	1170	.462	0	7	.000	294	528	.557	386	576	962	60	575	6	75	271	59	1376	4.6

Playoffs																							
Season	G	GS	Min	FG	FGA	Pct.	3P	3PA	Pct.	FT	FTA	Pct.	Off	Def	Tot	Ast	PF	Dq	Stl	TO	Blk	Pts	Avg
1988-89	7	0	25	5	11	.455	0	0	—	5	10	.500	5	6	11	0	3	0	0	4	0	15	2.1
1989-90	7	0	54	9	18	.500	0	0	—	6	11	.545	5	6	11	0	7	0	2	7	0	24	3.4
1990-91	1	0	13	4	6	.667	0	0	—	1	2	.500	2	0	2	0	4	0	0	2	0	9	9.0
Totals	15	0	92	18	35	.514	0	0	—	12	23	.522	12	12	24	0	14	0	2	13	0	48	3.2

Wilkins, Gerald (Dougie) • Guard/Forward • 6-6 • 225 • College: Tennessee-Chattanooga • Born Sep. 11, 1963 in Atlanta, GA
Selected in second round (47th pick overall) of 1985 NBA Draft. Became free agent following 1991-92 season. Renounced contract rights on Sep. 22, 1992. Also played for Cleveland (1992-93 - 1994-95), Vancouver (1995-96) and Orlando (1996-97 - 1998-99).

Regular Season																							
Season	G	GS	Min	FG	FGA	Pct.	3P	3PA	Pct.	FT	FTA	Pct.	Off	Def	Tot	Ast	PF	Dq	Stl	TO	Blk	Pts	Avg
1985-86	81	53	2025	437	934	.468	7	25	.280	132	237	.557	92	116	208	161	155	0	68	157	9	1013	12.5
1986-87	80	73	2758	633	1302	.486	26	74	.351	235	335	.701	120	174	294	354	165	0	88	214	18	1527	19.1
1987-88	81	78	2703	591	1324	.446	39	129	.302	191	243	.786	106	164	270	326	183	1	90	212	22	1412	17.4
1988-89	81	58	2414	462	1025	.451	51	172	.297	186	246	.756	95	149	244	274	166	1	115	169	22	1161	14.3
1989-90	82	80	2609	472	1032	.457	39	125	.312	208	259	.803	133	238	371	330	188	0	95	194	21	1191	14.5
1990-91	68	56	2164	380	804	.473	9	43	.209	169	206	.820	78	129	207	275	181	0	82	161	23	938	13.8

Williams, Herb • Center • 6-11 • 260 • College: Ohio State • Born Feb. 16, 1958 in Columbus, OH
 Signed as free agent on Nov. 15, 1992. Traded to Toronto, with Doug Christie and cash, for Willie Anderson and Victor Alexander on Feb. 18, 1996. Waived on Feb. 23, 1996; signed by NY, Feb. 28, 1996. Traded to Philadelphia, with Ronnie Grandison, for Terry Cummings on Feb. 19, 1998. Signed as free agent on Feb. 25, 1998. Became free agent following 1997-98 season. Signed as free agent on Jan. 22, 1999. Waived on Sep. 28, 1999. Also played for Indiana (1981-82 – 1988-89), Dallas (1988-89 – 1991-92) and Toronto (1995-96).

Regular Season																							
Season	G	GS	Min	FG	FGA	Pct.	3P	3PA	Pct.	FT	FTA	Pct.	Off	Def	Tot	Ast	PF	Dq	Stl	TO	Blk	Pts	Avg
1992-93	55	0	571	72	175	.411	0	0	—	14	21	.667	44	102	146	19	78	0	21	22	28	158	2.9
1993-94	70	3	774	103	233	.442	0	1	.000	27	42	.643	56	126	182	28	108	1	18	39	43	233	3.3
1994-95	56	3	743	82	180	.456	0	0	—	23	37	.622	23	109	132	27	108	0	13	40	45	187	3.3
1995-96	43	2	540	59	144	.410	1	4	.250	13	20	.650	14	68	82	27	75	0	13	22	31	132	3.1
1996-97	21	2	184	18	46	.391	0	1	.000	3	4	.750	9	22	31	5	18	0	4	5	5	39	1.9
1997-98	27	0	178	18	43	.419	0	0	—	1	8	.125	6	23	29	4	34	0	6	5	9	37	1.4
1998-99	6	0	34	4	8	.500	0	0	—	2	2	1.000	3	3	6	0	2	0	0	2	2	10	1.7
Totals	278	10	3024	356	829	.429	1	6	.167	83	134	.619	155	453	608	110	423	1	75	135	163	796	2.9

Playoffs																							
Season	G	GS	Min	FG	FGA	Pct.	3P	3PA	Pct.	FT	FTA	Pct.	Off	Def	Tot	Ast	PF	Dq	Stl	TO	Blk	Pts	Avg
1992-93	7	0	69	5	14	.357	0	0	—	4	4	1.000	5	9	14	2	13	0	1	2	4	14	2.0
1993-94	19	0	127	13	31	.419	0	0	—	2	3	.667	10	10	20	3	19	0	3	7	11	28	1.5
1994-95	8	0	55	3	13	.231	0	0	—	2	2	1.000	3	4	7	0	13	0	5	1	5	8	1.0
1995-96	5	0	33	3	5	.600	0	0	—	3	4	.750	0	0	0	0	3	0	0	1	2	9	1.8
1996-97	3	0	23	2	5	.400	0	0	—	0	0	—	0	1	1	0	4	0	0	0	0	4	1.3
1997-98	Not On Playoff Roster																						
1998-99	8	0	16	1	5	.200	0	0	—	0	0	—	0	3	3	0	3	0	0	0	0	2	0.3
Totals	50	0	323	27	73	.370	0	0	—	11	13	.846	18	27	45	5	55	0	9	11	22	65	1.3

Williams, Jerome (Junkyard Dog) • Forward • 6-9 • 206 • College: Georgetown • Born May 10, 1973 in Washington, D.C.
 Traded by Chicago, with Jamal Crawford, for Othella Harrington, Dikembe Mutombo, Cezary Trybanski and Frank Williams on Aug. 5, 2004. Waived on Aug. 15, 2005. Also played for Detroit (1996-97 – 2000-01), Toronto (2000-01 – 2002-03) and Chicago (2002-03).

Regular Season																							
Season	G	GS	Min	FG	FGA	Pct.	3P	3PA	Pct.	FT	FTA	Pct.	Off	Def	Tot	Ast	PF	Dq	Stl	TO	Blk	Pts	Avg
2004-05	79	4	1211	122	243	.502	0	5	.000	115	172	.669	115	168	283	41	155	0	55	65	10	359	4.5

Williams, Milt • Guard • 6-2 • 185 • College: Lincoln • Born Nov. 22, 1945 in Seattle, WA
 Selected in 17th round (202nd pick overall) of 1968 NBA Draft. Waived to Atlanta on Oct. 13, 1971. Signed on Jun. 8, 1972. Waived on Sep. 19, 1972. Also played for Atlanta (1971-72), Seattle (1973-74) and St. Louis of ABA (1974-75).

Regular Season																							
Season	G	GS	Min	FG	FGA	Pct.	3P	3PA	Pct.	FT	FTA	Pct.	Off	Def	Tot	Ast	PF	Dq	Stl	TO	Blk	Pts	Avg
1970-71	5	0	13	1	1	1.000	-	-	-	2	3	.667	-	-	0	2	3	0	-	-	-	4	0.8

Williams, Monty • Forward • 6-8 • 225 • College: Notre Dame • Born Oct. 8, 1971 in Fredericksburg, VA
 Selected in first round (24th pick overall) of 1994 NBA Draft. Traded to San Antonio, with Charles Smith, for J.R. Reid, Brad Lohaus and 1996 first-round draft choice on Feb. 8, 1996. Also played for San Antonio (1995-96 – 1997-98), Denver (1998-99), Orlando (1999-2000 – 2001-02) and Philadelphia (2002-03).

Regular Season																							
Season	G	GS	Min	FG	FGA	Pct.	3P	3PA	Pct.	FT	FTA	Pct.	Off	Def	Tot	Ast	PF	Dq	Stl	TO	Blk	Pts	Avg
1994-95	41	23	503	60	133	.451	0	8	.000	17	38	.447	42	56	98	49	87	0	20	41	4	137	3.3
1995-96	14	0	62	7	22	.318	0	0	—	5	8	.625	9	8	17	4	9	0	2	5	0	19	1.4
Totals	55	23	565	67	155	.432	0	8	.000	22	46	.478	51	64	115	53	96	0	22	46	4	156	2.8

Playoffs																							
Season	G	GS	Min	FG	FGA	Pct.	3P	3PA	Pct.	FT	FTA	Pct.	Off	Def	Tot	Ast	PF	Dq	Stl	TO	Blk	Pts	Avg
1994-95	1	0	4	2	2	1.000	0	0	—	0	0	—	0	0	0	0	1	0	0	0	0	4	4.0

Williams, Ray • Guard • 6-3 • 195 • College: Minnesota • Born Oct. 14, 1954 in Mount Vernon, NY
 Selected in first round (10th pick overall) of 1977 NBA Draft. Became free agent following 1980-81 season; agreed not to exercise right of first refusal in exchange for Maurice Lucas. Traded from Kansas City for Billy Knight and cash on Sep. 17, 1983. Became free agent on July 1, 1984. Also played for New Jersey (1981-82, 1985-86 – 1986-87), Kansas City (1982-83), Boston (1984-85), Atlanta (1985-86) and San Antonio (1985-86).

Regular Season																							
Season	G	GS	Min	FG	FGA	Pct.	3P	3PA	Pct.	FT	FTA	Pct.	Off	Def	Tot	Ast	PF	Dq	Stl	TO	Blk	Pts	Avg
1977-78	81	10	1550	305	689	.443	-	-	-	146	207	.705	85	124	209	363	211	4	108	242	15	756	9.3
1978-79	81	53	2370	575	1257	.457	-	-	-	251	313	.802	104	187	291	504	274	4	128	285	19	1401	17.3
1979-80	82	82	2582	687	1384	.496	7	37	.189	333	423	.787	149	263	412	512	295	5	167	256	24	1714	20.9
1980-81	79	79	2742	616	1335	.461	16	68	.235	312	382	.817	122	199	321	432	270	4	185	235	37	1560	19.7
1983-84	76	63	2230	418	939	.445	25	81	.309	263	318	.827	67	200	267	449	274	5	162	219	26	1124	14.8
Totals	399	287	11474	2601	5604	.464	48	186	.258	1305	1643	.794	527	973	1500	2260	1324	22	750	1237	121	6555	16.4

Playoffs																							
Season	G	GS	Min	FG	FGA	Pct.	3P	3PA	Pct.	FT	FTA	Pct.	Off	Def	Tot	Ast	PF	Dq	Stl	TO	Blk	Pts	Avg
1977-78	6	-	140	41	78	.526	0	0	—	23	26	.885	6	9	15	31	25	0	6	-	0	105	17.5
1980-81	2	-	48	18	41	.439	1	3	.333	6	11	.545	3	5	8	9	10	0	4	-	0	43	21.5
1983-84	11	-	310	46	130	.354	2	12	.167	29	39	.744	8	31	39	88	39	1	17	-	1	123	11.2
Totals	19	-	534	105	249	.422	3	15	.200	58	76	.763	17	45	62	128	74	1	27	-	1	271	14.3

Williams, Sylvester (Sly) • Forward • 6-7 • 215 • College: Rhode Island • Born Jan. 26, 1958 in New Haven, CT
 Selected in first round (21st pick overall) of 1979 NBA Draft. Traded to Atlanta, with cash, for Rudy Macklin on Jun. 29, 1983. Also played for Atlanta (1983-84 – 1984-85) and Boston (1985-86).

Regular Season																							
Season	G	GS	Min	FG	FGA	Pct.	3P	3PA	Pct.	FT	FTA	Pct.	Off	Def	Tot	Ast	PF	Dq	Stl	TO	Blk	Pts	Avg
1979-80	57	0	556	104	267	.390	0	4	.250	58	90	.644	65	56	121	36	73	0	19	49	8	266	4.7
1980-81	67	57	1976	349	708	.493	2	8	.250	185	268	.690	159	257	416	180	199	0	116	141	18	895	13.2
1981-82	60	27	1521	349	628	.556	2	9	.222	131	173	.757	100	127	227	142	153	0	77	114	16	831	13.9
1982-83	68	6	1385	314	647	.485	2	19	.100	176	259	.680	94	196	290	133	166	3	73	133	3	806	11.9
Totals	252	90	5438	1116	2250	.496	6	40	.150	550	790	.696	418	636	1054	491	591	3	285	437	45	2788	11.1

Playoffs																							
Season	G	GS	Min	FG	FGA	Pct.	3P	3PA	Pct.	FT	FTA	Pct.	Off	Def	Tot	Ast	PF	Dq	Stl	TO	Blk	Pts	Avg
1980-81	2	-	56	13	18	.722	0	0	—	0	0	—	4	5	9	5	7	0	3	-	0	26	13.0
1982-83	5	-	82	16	41	.390	1	1	1.000	3	3	1.000	10	11	21	6	4	0	3	-	1	36	7.2
Totals	7	-	138	29	59	.492	1	1	1.000	3	3	1.000											

Wright, Brad • Center • 6-11 • 225 • College: UCLA • Born Mar. 27, 1962 in Hollywood, CA
Signed as free agent on Mar. 21, 1987. Waived on Oct. 12, 1987. Also played for Denver (1987-88).

Regular Season																							
Season	G	GS	Min	FG	FGA	Pct.	3P	3PA	Pct.	FT	FTA	Pct.	Off	Def	Tot	Ast	PF	Dq	Stl	TO	Blk	Pts	Avg
1986-87	14	0	138	20	46	.435	0	1	.000	12	28	.429	25	28	53	1	20	0	3	13	6	52	3.7

Zaslowsky, Max (Slats) • Guard/Forward • 6-2 • 170 • College: St. John's (NY) • Born Dec. 7, 1925 in Brooklyn, NY • Died Oct. 15, 1985
Awarded in dispersal of Chicago franchise in 1950. Re-signed on Nov. 5, 1952. Traded, with draft rights to Roy Belliveau and Jim Ligos, to Baltimore for Jim Baechtold on Aug. 24, 1953. Also played for Chicago (1946-47 - 1949-50), Baltimore (1953-54), Milwaukee (1953-54) and Fort Wayne (1953-54 - 1955-56).

Regular Season																							
Season	G	GS	Min	FG	FGA	Pct.	3P	3PA	Pct.	FT	FTA	Pct.	Off	Def	Tot	Ast	PF	Dq	Stl	TO	Blk	Pts	Avg
1950-51	66	-	-	302	853	.354	-	-	-	231	298	.775	-	-	228	136	150	3	-	-	-	835	12.7
1951-52	66	-	2113	322	958	.336	-	-	-	287	380	.755	-	-	194	156	183	5	-	-	-	931	14.1
1952-53	29	-	722	123	320	.384	-	-	-	98	142	.690	-	-	75	55	81	1	-	-	-	344	11.9
Totals	161	-	2835	747	2131	.351	-	-	-	616	820	.751	-	-	497	347	414	9	-	-	-	2110	13.1

Playoffs																							
Season	G	GS	Min	FG	FGA	Pct.	3P	3PA	Pct.	FT	FTA	Pct.	Off	Def	Tot	Ast	PF	Dq	Stl	TO	Blk	Pts	Avg
1950-51	14	-	-	88	217	.406	-	-	-	74	100	.740	-	-	58	38	43	2	-	-	-	250	17.9
1951-52	14	-	505	69	185	.373	-	-	-	89	110	.809	-	-	44	23	51	1	-	-	-	227	16.2
Totals	28	-	505	157	402	.391	-	-	-	163	210	.776	-	-	102	61	94	3	-	-	-	477	17.0

NBA All-Star																				
Season	Min	FG	FGA	Pct.	3P	3PA	Pct.	FT	FTA	Pct.	Off	Def	Tot	Ast	PF	Dq	Stl	TO	Blk	Pts
1952	25	3	7	.429	-	-	-	5	5	1.000	-	-	4	2	0	0	-	-	-	11

PLAYERS ON REGULAR SEASON ROSTER WHO DID NOT APPEAR IN A GAME

Alexander, Victor • Forward/Center • 6-10 • 265 • College: Iowa State • Born Aug. 31, 1969 in Detroit, MI
Traded from Toronto, with Willie Anderson, for Doug Christie, Herb Williams and cash on Feb. 18, 1996. Waived on Mar. 12, 1996. Also played for Golden State (1991-92 – 1994-95) and Detroit (2001-02).

Amaechi, John • Forward/Center • 6-10 • 270 • College: Penn State • Born Nov. 26, 1970 in Boston, MA
Traded from Houston, with Moochie Norris, for Clarence Weatherspoon on Dec. 30, 2003. Waived on Jan. 5, 2004. Also played for Cleveland (1995-96), Orlando (1999-2000 - 2000-01) and Utah (2001-02 - 2002-03).

Bogues, Tyrone (Muggsy) • Guard • 5-3 • 141 • College: Wake Forest • Born Jan. 9, 1965 in Baltimore, MD
Traded, with Mark Jackson, from Toronto for Chris Childs and 2001 first-round draft choice on Feb. 22, 2001. Traded to Dallas, as part of three team deal, in which Glen Rice was traded to Houston, Shandon Anderson went to New York from Houston, Howard Easley went to New York from Dallas, and the draft rights to Kyle Hill went from Dallas to Houston on Aug. 10, 2001; Houston received future considerations from New York and Dallas to complete trade on Aug. 17, 2001. Also played for Washington (1987-88), Charlotte (1988-89 – 1997-98), Golden State (1997-98 – 1998-99) and Toronto (1999-2000 – 2000-01).

Cardinal, Brian • Forward • 6-8 • 240 • College: Purdue • Born May 2, 1977 in Tolono, IL
Traded from Minnesota for Darko Milicic and cash considerations on Feb. 17, 2010. Waived on Feb. 19, 2010. Also played for Detroit (2000-01 – 2001-02), Washington (2002-03), Golden State (2003-04), Memphis (2004-05 – 2007-08) and Minnesota (2008-09 – 2009-10).

Hunter, Chris • Forward/Center • 6-11 • 240 • College: Michigan • Born Jul. 7, 1984 in Gary, IN
Signed as free agent on Apr. 14, 2009. Waived on Oct. 22, 2009. Also played for Golden State (2009-10).

Jones, Dontaé • Forward • 6-8 • 220 • College: Mississippi State • Born Jun. 2, 1975 in Nashville, TN
Selected in first round (21st pick overall) of 1996 NBA Draft. Traded to Boston, with Walter McCarty, John Thomas and Scott Brooks for Chris Mills and two future second-round draft choices, on Oct. 22, 1997. Also played for Boston (1997-98).

Kerner, Jonathan • Center • 6-11 • 245 • College: East Carolina • Born Jun. 6, 1974 in Atlanta, GA
Signed as free agent on Oct. 3, 2000. Waived on Nov. 27, 2000. Also played for Orlando (1998-99).

Lampe, Maciej • Forward • 6-11 • 275 • College: none • Born Feb. 5, 1985 in Lodz, Poland
Selected in second round (30th overall) of 2003 NBA Draft. Traded to Phoenix, with Howard Easley, Antonio McDyess, Charlie Ward, draft rights to Milos Vujanic, 2004 first-round draft choice and future first-round draft choice, for Anfernee Hardaway, Stephon Marbury and Cezary Trybanski on Jan. 5, 2004. Also played for Phoenix (2003-04), New Orleans (2004-05 - 2005-06) and Houston (2005-06).

Leckner, Eric • Center • 6-11 • 265 • College: Wyoming • Born May 27, 1966 in Inglewood, CA
Signed as free agent on Oct. 2, 1996. Waived on Jan. 6, 1997. Also played for Utah (1988-89 – 1989-90), Sacramento (1990-91), Charlotte (1990-91 – 1991-92, 1996-97), Philadelphia (1993-94), Detroit (1994-95 – 1995-96) and Vancouver (1996-97).

Mickeal, Pete • Forward • 6-5 • 230 • College: Cincinnati • Born Feb. 22, 1978 in Rock Island, IL
Draft rights traded from Dallas, with Erick Strickland, for John Wallace and draft rights to Donnell Harvey on Jun. 28, 2000. Signed to contract on Oct. 3, 2000. Waived on Jan. 5, 2001.

Mobley, Cuttino (Cat) • Guard • 6-4 • 215 • College: Rhode Island • Born Sep. 1, 1975 in Philadelphia, PA
Traded from L.A. Clippers, with Tim Thomas, in exchange for Mardy Collins and Zach Randolph on Nov. 21, 2008. Retired on Dec. 11, 2008. Waived on Apr. 5, 2010. Also played for Houston (1998-99 – 2003-04), Orlando (2004-05), Sacramento (2004-05) and L.A. Clippers (2005-06 – 2008-2009).

Pope, Mark • Forward • 6-10 • 235 • College: Kentucky • Born Sep. 11, 1972 in Omaha, NE
Signed as free agent on Sep. 30, 2002. Became free agent following 2002-03. Also played for Indiana (1997-98 – 1998-99), Milwaukee (2000-01 – 2001-02) and Denver (2003-04 - 2004-05).

Rambis, Kurt • Forward • 6-8 • 215 • College: Santa Clara • Born Feb. 25, 1958 in Cupertino, CA
Selected in third round (58th pick overall) of 1980 NBA Draft. Waived on Sep. 18, 1980. Signed a 10-day contract on Jan. 16, 1981. Re-signed to 10-day contract in Jan. 1981. Also played for L.A. Lakers (1981-82 – 1987-88, 1993-94 – 1994-95), Charlotte (1988-89 – 1989-90), Phoenix (1989-90 – 1991-92) and Sacramento (1992-93).

Smith, Tom • Guard • 6-1 • 165 • College: St. Peter's • Born 1929 in Jersey City, NJ • Died May 31, 1996
Selected in 1951 NBA Draft. Signed on Sep. 21, 1951.

Tucker, Anthony • Forward • 6-8 • 220 • College: Wake Forest • Born Apr. 4, 1969 in Washington DC
Signed as free agent on Oct. 5, 1995. Became free agent following 1995-96 season. Rights renounced on Jul. 14, 1996. Also played for Washington (1994-95).

Vranes, Slavko • Center • 7-5 • 276 • College: none • Born Jan. 30, 1973 in Montenegro
Selected in second round (39th overall) of 2003 NBA Draft. Waived on Dec. 24, 2003. Also played for Portland (2003-04).

Walker, Paul • Forward • 6-3 • 210 • College: Yale • Jul. 29, 1925 in Springfield, MO
Signed on Jan. 27, 1947.

Williams, Brandon • Guard • 6-8 • 220 • College: Davidson • Born Feb. 27, 1975 in Collinston, LA
Signed to 10-day contract on Apr. 8, 2000. Waived on Apr. 14, 2000. Also played for Golden State (1997-98) and San Antonio (1998-99).



PLAYOFFS

YEAR-BY-YEAR PLAYOFF RESULTS

1947 - 1969

1947 NBA Playoffs

Quarterfinals - Knicks Defeat Rebels (2-1)			
Apr. 2	at CLE	L 51 - 77	
Apr. 5	at MSG	W 86 - 74	
Apr. 9	at Armory	W 93 - 71	
Semifinals - Warriors Defeat Knicks (0-2)			
Apr. 12	at PHI	L 70 - 82	
Apr. 14	at Armory	L 53 - 72	

1948 NBA Playoffs

Quarterfinals - Bullets Defeat Knicks (2-1)			
Mar. 27	at BAL	L 81 - 85	
Mar. 28	at MSG	W 79 - 69	
Apr. 1	at BAL	L 77 - 84	

1949 NBA Playoffs

Eastern Division Semifinals - Knicks Defeat Bullets (2-1)			
Mar. 23	at BAL	L 81 - 82	
Mar. 24	at MSG	W 84 - 74	
Mar. 26	at MSG	W 103 - 99 *	
Eastern Division Finals - Capitols Defeat Knicks (2-1)			
Mar. 29	at WAS	L 71 - 77	
Mar. 31	at MSG	W 86 - 84 *	
Apr. 2	at WAS	L 76 - 84	

1950 NBA Playoffs

Eastern Division Semifinals - Knicks Defeat Capitols (2-0)			
Mar. 21	at WAS	W 90 - 87	
Mar. 22	at MSG	W 103 - 83	
Eastern Division Finals - Nationals Defeat Knicks (2-1)			
Mar. 26	at SYR	L 83 - 91 *	
Mar. 30	at MSG	W 80 - 76	
Apr. 2	at SYR	L 80 - 91	

1951 NBA Playoffs

Eastern Division Semifinals - Knicks Defeat Celtics (2-0)			
Mar. 20	at BOS	W 83 - 69	
Mar. 22	at MSG	W 92 - 78	
Eastern Division Finals - Knicks Defeat Nationals (3-2)			
Mar. 28	at MSG	W 103 - 92	
Mar. 29	at SYR	L 80 - 102	
Mar. 31	at MSG	W 77 - 75	
Apr. 1	at SYR	L 83 - 90	
Apr. 4	at Armory	W 83 - 81	
NBA Finals - Royals Defeat Knicks (4-3)			
Apr. 7	at ROC	L 65 - 92	
Apr. 8	at ROC	L 84 - 99	
Apr. 11	at Armory	L 71 - 78	
Apr. 13	at Armory	W 79 - 73	
Apr. 15	at ROC	W 92 - 89	
Apr. 18	at Armory	W 80 - 73	
Apr. 21	at ROC	L 75 - 79	

1952 NBA Playoffs

Eastern Division Semifinals - Knicks Defeat Celtics (2-1)			
Mar. 19	at BOS	L 94 - 105	
Mar. 23	at MSG	W 101 - 97	
Mar. 26	at BOS	W 88 - 87 **	
Eastern Division Finals - Knicks Defeat Nationals (3-1)			
Apr. 2	at SYR	W 87 - 85	
Apr. 3	at SYR	L 92 - 102	
Apr. 4	at Armory	W 99 - 92	
Apr. 8	at Armory	W 100 - 93	
NBA Finals - Lakers Defeat Knicks (4-3)			
Apr. 12	at STP	L 79 - 83 *	
Apr. 13	at STP	W 80 - 72	
Apr. 16	at Armory	L 77 - 82	
Apr. 18	at Armory	W 90 - 89 *	
Apr. 20	at STP	L 89 - 102	
Apr. 23	at Armory	W 76 - 68	
Apr. 25	at MIN	L 65 - 82	

1953 NBA Playoffs

Eastern Division Semifinals - Knicks Defeat Bullets (2-0)			
Mar. 17	at MSG	W 80 - 62	
Mar. 20	at BAL	W 90 - 81	
Eastern Division Finals - Knicks Defeat Celtics (3-1)			
Mar. 25	at MSG	W 95 - 91	
Mar. 26	at BOS	L 70 - 86	
Mar. 28	at MSG	W 101 - 82	
Mar. 29	at BOS	W 82 - 75	
NBA Finals - Lakers Defeat Knicks (4-1)			
Apr. 4	at MIN	W 96 - 88	
Apr. 5	at MIN	L 71 - 73	
Apr. 7	at Armory	L 75 - 90	
Apr. 8	at Armory	L 69 - 71	
Apr. 10	at Armory	L 84 - 91	

1954 NBA Playoffs

Eastern Division Round Robin - Knicks (0-4)			
Mar. 16	at MSG (BOS)	L 71 - 93	
Mar. 18	at SYR	L 68 - 75	
Mar. 20	at BOS	L 78 - 79	
Mar. 21	at MSG (SYR)	L 99 - 103	

1955 NBA Playoffs

Eastern Division Semifinals - Celtics Defeat Knicks (2-1)			
Mar. 15	at BOS	L 101 - 122	
Mar. 16	at MSG	W 102 - 95	
Mar. 19	at MSG	L 109 - 116	

1956 NBA Playoffs

Eastern Division Third-Place Game - Nationals Defeat Knicks			
Mar. 15	at SYR	L 77 - 82	

1959 NBA Playoffs

Eastern Division Semifinals - Nationals Defeat Knicks (2-0)			
Mar. 13	at Armory	L 123 - 129	
Mar. 15	at SYR	L 115 - 131	

1967 NBA Playoffs

Eastern Division Semifinals - Celtics Defeat Knicks (3-1)			
Mar. 21	at BOS	L 110 - 140	
Mar. 25	at MSG	L 108 - 115	
Mar. 26	at BOS	W 123 - 112	
Mar. 28	at MSG	L 109 - 118	

1968 NBA Playoffs

Eastern Division Semifinals - 76ers Defeat Knicks (4-2)			
Mar. 22	at PHI	L 110 - 118	
Mar. 23	at MSG	W 128 - 117	
Mar. 27	at PHI	L 132 - 138 **	
Mar. 30	at MSG	W 107 - 98	
Mar. 31	at PHI	L 107 - 123	
Apr. 1	at MSG	L 97 - 113	

1969 NBA Playoffs

Eastern Division Semifinals - Knicks Defeat Bullets (4-0)			
Mar. 27	at BAL	W 113 - 101	
Mar. 29	at MSG	W 107 - 91	
Mar. 30	at BAL	W 119 - 116	
Apr. 2	at MSG	W 115 - 108	
Eastern Division Finals - Celtics Defeat Knicks (4-2)			
Apr. 6	at MSG	L 100 - 108	
Apr. 9	at BOS	L 97 - 112	
Apr. 10	at MSG	W 101 - 91	
Apr. 13	at BOS	L 96 - 97	
Apr. 14	at MSG	W 112 - 104	
Apr. 18	at BOS	L 105 - 106	

1970 NBA Playoffs

Eastern Division Semifinals - Knicks Defeat Bullets (4-3)			
Mar. 26	at MSG	W 120 - 117 **	
Mar. 26	at BAL	W 106 - 99	
Mar. 29	at MSG	L 113 - 127	
Mar. 31	at BAL	L 92 - 102	
Apr. 2	at MSG	W 101 - 80	
Apr. 5	at BAL	L 87 - 96	
Apr. 6	at MSG	W 127 - 114	
Eastern Division Finals - Knicks Defeat Bucks (4-1)			
Apr. 11	at MSG	W 110 - 102	
Apr. 13	at MSG	W 112 - 111	
Apr. 17	at MIL	L 96 - 101	
Apr. 19	at MIL	W 117 - 105	
Apr. 20	at MSG	W 132 - 96	
NBA Finals - Knicks Defeat Lakers (4-3)			
Apr. 24	at MSG	W 124 - 112	
Apr. 27	at MSG	L 103 - 105	
Apr. 29	at LAL	W 111 - 108 *	
May 1	at LAL	L 115 - 121 *	
May 4	at MSG	W 107 - 100	
May 6	at LAL	L 113 - 135	
May 8	at MSG	W 113 - 99	

1971 NBA Playoffs

Eastern Conference Semifinals - Knicks Defeat Hawks (4-1)			
Mar. 25	at MSG	W 112 - 101	
Mar. 27	at MSG	L 104 - 113	
Mar. 28	at ATL	W 110 - 95	
Mar. 30	at ATL	W 113 - 107	
Apr. 1	at MSG	W 111 - 107	
Eastern Conference Finals - Bullets Defeat Knicks (4-3)			
Apr. 6	at MSG	W 112 - 111	
Apr. 9	at MSG	W 107 - 88	
Apr. 11	at BAL	L 88 - 114	
Apr. 14	at BAL	L 80 - 101	
Apr. 16	at MSG	W 89 - 84	
Apr. 18	at BAL	L 96 - 113	
Apr. 19	at MSG	L 91 - 93	

1972 NBA Playoffs

Eastern Conference Semifinals - Knicks Defeat Bullets (4-2)			
Mar. 31	at BAL	L 105 - 108 *	
Apr. 2	at MSG	W 110 - 88	
Apr. 4	at BAL	L 103 - 104	
Apr. 6	at MSG	W 104 - 98	
Apr. 9	at BAL	W 106 - 82	
Apr. 11	at MSG	W 107 - 101	
Eastern Conference Finals - Knicks Defeat Celtics (4-1)			
Apr. 13	at BOS	W 116 - 94	
Apr. 16	at MSG	W 106 - 105	
Apr. 19	at BOS	L 109 - 115	
Apr. 21	at MSG	W 116 - 98	
Apr. 23	at BOS	W 111 - 103	
NBA Finals - Lakers Defeat Knicks (4-1)			
Apr. 26	at LAL	W 114 - 92	
Apr. 30	at LAL	L 92 - 106	
May 3	at MSG	L 96 - 107	
May 5	at MSG	L 111 - 116 *	
May 7	at LAL	L 100 - 114	

1973 NBA Playoffs

Eastern Conference Semifinals - Knicks Defeat Bullets (4-1)			
Mar. 30	at MSG	W 95 - 83	
Apr. 1	at MSG	W 123 - 103	
Apr. 4	at BAL	W 103 - 96	
Apr. 6	at BAL	L 89 - 97	
Apr. 8	at MSG	W 109 - 99	
Eastern Conference Finals - Knicks Defeat Celtics (4-3)			
Apr. 15	at BOS	L 108 - 134	
Apr. 18	at MSG	W 129 - 96	
Apr. 20	at BOS	W 98 - 91	
Apr. 22	at MSG	W 117 - 110 **	
Apr. 25	at BOS	L 97 - 98	
Apr. 27	at MSG	L 100 - 110	
Apr. 29	at BOS	W 94 - 78	

NBA Finals - Knicks Defeat Lakers (4-1)

May 1	at LAL	L 112 - 115	
May 3	at LAL	W 99 - 95	
May 6	at MSG	W 87 - 83	
May 8	at MSG	W 103 - 98	
May 10	at LAL	W 102 - 93	

1974 NBA Playoffs

Eastern Conference Semifinals - Knicks Defeat Bullets (4-3)			
Mar. 29	at MSG	W 102 - 91	
Mar. 31	at CAP	L 87 - 99	
Apr. 2	at MSG	L 79 - 88	
Apr. 5	at CAP	W 101 - 93 *	
Apr. 7	at MSG	W 106 - 105	
Apr. 10	at CAP	L 92 - 109	
Apr. 12	at MSG	W 91 - 81	
Eastern Conference Finals - Celtics Defeat Knicks (4-1)			
Apr. 14	at BOS	L 88 - 113	
Apr. 16	at MSG	L 99 - 111	
Apr. 19	at BOS	W 103 - 100	
Apr. 21	at MSG	L 91 - 98	
Apr. 24	at BOS	L 94 - 105	

1975 NBA Playoffs

Eastern Conference First Round - Rockets Defeat Knicks (2-1)			
Apr. 8	at HOU	L 84 - 99	
Apr. 10	at MSG	W 106 - 96	
Apr. 12	at HOU	L 86 - 118	

1978 NBA Playoffs

Eastern Conference First Round - Knicks Defeat Cavaliers (2-0)			
Apr. 12	at CLE	W 132 - 114	
Apr. 14	at MSG	W 109 - 107	
Eastern Conference Semifinals - 76ers Defeat Knicks (4-0)			
Apr. 16	at PHI	L 90 - 130	
Apr. 18	at PHI	L 100 - 119	
Apr. 20	at MSG	L 126 - 137	
Apr. 23	at MSG	L 107 - 112	

1981 NBA Playoffs

Eastern Conference First Round - Bulls Defeat Knicks (2-0)			
Mar. 31	at MSG	L 80 - 90	
Apr. 3	at CHI	L 114 - 115 *	

1983 NBA Playoffs

Eastern Conference First Round - Knicks Defeat Nets (2-0)			
Apr. 20	at NJN	W 118 - 107	
Apr. 21	at MSG	W 105 - 99	
Eastern Conference Semifinals - 76ers Defeat Knicks (4-0)			
Apr. 24	at PHI	L 102 - 112	
Apr. 27	at PHI	L 91 - 98	
Apr. 30	at MSG	L 105 - 107	
May 1	at MSG	L 102 - 105	

1984 NBA Playoffs

Eastern Conference First Round - Knicks Defeat Pistons (3-2)			
Apr. 17	at DET	W 94 - 93	
Apr. 19	at DET	L 105 - 113	
Apr. 22	at MSG	W 120 - 113	
Apr. 25	at MSG	L 112 - 119	
Apr. 27	at DET	W 127 - 123 *	
Eastern Conference Semifinals - Celtics Defeat Knicks (4-3)			
Apr. 29	at BOS	L 92 - 110	
May 2	at BOS	L 102 - 116	
May 4	at MSG	W 100 - 92	
May 6	at MSG	W 118 - 113	
May 9	at BOS	L 99 - 121	
May 11	at MSG	W 106 - 104	
May 13	at BOS	L 104 - 121	

PLAYOFFS

PLAYOFFS

YEAR-BY-YEAR PLAYOFF RESULTS

1988 - 1997

1988 NBA Playoffs

Eastern Conference First Round - Knicks Defeat Knicks (3-1)			
Apr. 29	at BOS	L 92 - 112	
May 1	at BOS	L 102 - 128	
May 4	at MSG	W 109 - 100	
May 6	at MSG	L 94 - 102	

1989 NBA Playoffs

Eastern Conference First Round - Knicks Defeat 76ers (3-0)			
Apr. 27	at MSG	W 102 - 96	
Apr. 29	at MSG	W 107 - 106	
May 2	at PHI	W 116 - 115 *	
Eastern Conference Semifinals - Bulls Defeat Knicks (4-2)			
May 9	at MSG	L 109 - 120 *	
May 11	at MSG	W 114 - 97	
May 13	at CHI	L 88 - 111	
May 14	at CHI	L 93 - 106	
May 16	at MSG	W 121 - 114	
May 19	at CHI	L 111 - 113	

1990 NBA Playoffs

Eastern Conference First Round - Knicks Defeat Celtics (3-2)			
Apr. 26	at BOS	L 105 - 116	
Apr. 28	at BOS	L 128 - 157	
May 2	at MSG	W 102 - 99	
May 4	at MSG	W 135 - 108	
May 6	at BOS	W 121 - 114	
Eastern Conference Semifinals - Pistons Defeat Knicks (4-1)			
May 8	at DET	L 77 - 112	
May 10	at DET	L 97 - 104	
May 12	at MSG	W 111 - 103	
May 13	at MSG	L 90 - 102	
May 15	at DET	L 87 - 95	

1991 NBA Playoffs

Eastern Conference First Round - Bulls Defeat Knicks (3-0)			
Apr. 25	at CHI	L 85 - 126	
Apr. 28	at CHI	L 79 - 89	
Apr. 30	at MSG	L 94 - 103	

1992 NBA Playoffs

Eastern Conference First Round - Knicks Defeat Pistons (3-2)			
Apr. 24	at MSG	W 109 - 75	
Apr. 26	at MSG	L 88 - 89	
Apr. 28	at DET	W 90 - 87 *	
May 1	at DET	L 82 - 86	
May 3	at MSG	W 94 - 87	
Eastern Conference Semifinals - Bulls Defeat Knicks (4-3)			
May 5	at CHI	W 94 - 89	
May 7	at CHI	L 78 - 86	
May 9	at MSG	L 86 - 94	
May 10	at MSG	W 93 - 86	
May 12	at CHI	L 88 - 96	
May 14	at MSG	W 100 - 86	
May 17	at CHI	L 81 - 110	

1993 NBA Playoffs

Eastern Conference First Round - Knicks Defeat Pacers (3-1)			
Apr. 30	at MSG	W 107 - 104	
May 2	at MSG	W 101 - 91	
May 4	at IND	L 93 - 116	
May 6	at IND	W 109 - 100 *	
Eastern Conference Semifinals - Knicks Defeat Hornets (4-1)			
May 9	at MSG	W 111 - 95	
May 12	at MSG	W 105 - 101 *	
May 14	at CHA	L 106 - 110 **	
May 16	at CHA	W 94 - 92	
May 18	at MSG	W 105 - 101	
Eastern Conference Finals - Bulls Defeat Knicks (4-2)			
May 23	at MSG	W 98 - 90	
May 25	at MSG	W 96 - 91	
May 29	at CHI	L 83 - 103	
May 31	at CHI	L 95 - 105	
Jun. 2	at MSG	L 94 - 97	
Jun. 4	at CHI	L 88 - 96	

1994 NBA Playoffs

Eastern Conference First Round - Knicks Defeat Nets (3-1)			
Apr. 29	at MSG	W 91 - 80	
May 1	at MSG	W 90 - 81	
May 4	at NJN	L 92 - 93 *	
May 6	at NJN	W 102 - 92	
Eastern Conference Semifinals - Knicks Defeat Bulls (4-3)			
May 8	at MSG	W 90 - 86	
May 11	at MSG	W 96 - 91	
May 13	at CHI	L 102 - 104	
May 15	at CHI	L 83 - 95	
May 18	at MSG	W 87 - 86	
May 20	at CHI	L 79 - 93	
May 22	at MSG	W 87 - 77	
Eastern Conference Finals - Knicks Defeat Pacers (4-3)			
May 24	at MSG	W 100 - 89	
May 26	at MSG	W 89 - 78	
May 28	at IND	L 68 - 88	
May 30	at IND	L 77 - 83	
Jun. 1	at MSG	L 86 - 93	
Jun. 3	at IND	W 98 - 91	
Jun. 5	at MSG	W 94 - 90	
NBA Finals - Rockets Defeat Knicks (4-3)			
Jun. 8	at HOU	L 78 - 85	
Jun. 10	at HOU	W 91 - 83	
Jun. 12	at MSG	L 89 - 93	
Jun. 15	at MSG	W 91 - 82	
Jun. 17	at MSG	W 91 - 84	
Jun. 19	at HOU	L 84 - 86	
Jun. 22	at HOU	L 84 - 90	

1995 NBA Playoffs

Eastern Conference First Round - Knicks Defeat Cavaliers (3-1)			
Apr. 27	at MSG	W 103 - 79	
Apr. 29	at MSG	L 84 - 90	
May 1	at CLE	W 83 - 81	
May 4	at CLE	W 93 - 80	
Eastern Conference Semifinals - Pacers Defeat Knicks (4-3)			
May 7	at MSG	L 105 - 107	
May 9	at MSG	W 96 - 77	
May 11	at IND	L 95 - 97 *	
May 13	at IND	L 84 - 98	
May 17	at MSG	W 96 - 95	
May 19	at IND	W 92 - 82	
May 21	at MSG	L 95 - 97	

1996 NBA Playoffs

Eastern Conference First Round - Knicks Defeat Cavaliers (3-0)			
Apr. 25	at CLE	W 106 - 83	
Apr. 27	at CLE	W 84 - 80	
May 1	at MSG	W 81 - 76	
Eastern Conference Semifinals - Bulls Defeat Knicks (4-1)			
May 5	at CHI	L 84 - 91	
May 7	at CHI	L 80 - 91	
May 11	at MSG	W 102 - 99 *	
May 12	at MSG	L 91 - 94	
May 14	at CHI	L 81 - 94	

1997 NBA Playoffs

Eastern Conference First Round - Knicks Defeat Hornets (3-0)			
Apr. 24	at MSG	W 109 - 99	
Apr. 25	at MSG	W 100 - 93	
Apr. 28	at CHA	W 104 - 95	
Eastern Conference Semifinals - Heat Defeat Knicks (4-3)			
May 7	at MIA	W 88 - 79	
May 9	at MIA	L 84 - 88	
May 11	at MSG	W 77 - 73	
May 12	at MSG	W 89 - 76	
May 14	at MIA	L 81 - 96	
May 16	at MSG	L 90 - 95	
May 18	at MIA	L 90 - 101	

YEAR-BY-YEAR PLAYOFF RESULTS

1998 - 2004

1998 NBA Playoffs

Eastern Conference First Round - Knicks Defeat Heat (3-2)			
Apr. 24	at MIA	L 79 - 94	
Apr. 26	at MIA	W 96 - 86	
Apr. 28	at MSG	L 85 - 91	
Apr. 30	at MSG	W 90 - 85	
May 3	at MIA	W 98 - 81	
Eastern Conference Semifinals - Pacers Defeat Knicks (4-1)			
May 5	at IND	L 83 - 93	
May 7	at IND	L 77 - 85	
May 9	at MSG	W 83 - 76	
May 10	at MSG	L 107 - 118 *	
May 13	at IND	L 88 - 99	

1999 NBA Playoffs

Eastern Conference First Round - Knicks Defeat Heat (3-2)			
May 8	at MIA	W 95 - 75	
May 10	at MIA	L 73 - 83	
May 12	at MSG	W 97 - 73	
May 14	at MSG	L 72 - 87	
May 16	at MIA	W 78 - 77	
Eastern Conference Semifinals - Knicks Defeat Hawks (4-0)			
May 18	at ATL	W 100 - 92	
May 20	at ATL	W 77 - 70	
May 23	at MSG	W 90 - 78	
May 24	at MSG	W 79 - 66	
Eastern Conference Finals - Knicks Defeat Pacers (4-2)			
May 30	at IND	W 93 - 90	
Jun. 1	at IND	L 86 - 88	
Jun. 5	at MSG	W 92 - 91	
Jun. 7	at MSG	L 78 - 90	
Jun. 9	at IND	W 101 - 94	
Jun. 11	at MSG	W 90 - 82	
NBA Finals - Spurs Defeat Knicks (4-1)			
Jun. 16	at SAS	L 77 - 89	
Jun. 18	at SAS	L 67 - 80	
Jun. 21	at MSG	W 89 - 81	
Jun. 23	at MSG	L 89 - 96	
Jun. 25	at MSG	L 77 - 78	

2000 NBA Playoffs

Eastern Conference First Round - Knicks Defeat Raptors (3-0)			
Apr. 23	at MSG	W 92 - 88	
Apr. 26	at MSG	W 84 - 83	
Apr. 30	at TOR	W 87 - 80	
Eastern Conference Semifinals - Knicks Defeat Heat (4-3)			
May 7	at MIA	L 83 - 87	
May 9	at MIA	W 82 - 76	
May 12	at MSG	L 76 - 77 *	
May 14	at MSG	W 91 - 83	
May 17	at MIA	L 81 - 87	
May 19	at MSG	W 72 - 70	
May 21	at MIA	W 83 - 82	
Eastern Conference Finals - Pacers Defeat Knicks (4-2)			
May 23	at IND	L 88 - 102	
May 25	at IND	L 84 - 88	
May 27	at MSG	W 98 - 95	
May 29	at MSG	W 91 - 89	
May 31	at IND	L 79 - 88	
Jun. 2	at MSG	L 80 - 93	

2001 NBA Playoffs

Eastern Conference First Round - Raptors Defeat Knicks (3-2)			
Apr. 22	at MSG	W 92 - 85	
Apr. 26	at MSG	L 74 - 94	
Apr. 29	at TOR	W 97 - 89	
May 2	at TOR	L 93 - 100	
May 4	at MSG	L 89 - 93	

2004 NBA Playoffs

Eastern Conference First Round - Nets Defeat Knicks (0-4)			
Apr. 17	at NJN	L 83 - 107	
Apr. 20	at NJN	L 81 - 99	
Apr. 22	at MSG	L 78 - 81	
Apr. 25	at MSG	L 94 - 100	

ALL-TIME PLAYOFF GAME SEVENS

Date	Opponent	W/L	Final Score	Series
Apr. 21, 1951	at Rochester	L	75-79	NBA Finals
Apr. 25, 1952	at Minneapolis	L	65-82	NBA Finals
Apr. 6, 1970	vs. Baltimore	W	127-114	Eastern Division Semifinals
May 8, 1970	vs. L.A. Lakers	W	113-99	NBA Finals
Apr. 19, 1971	vs. Baltimore	L	91-93	Eastern Conference Semifinals
Apr. 29, 1973	at Boston	W	94-78	Eastern Conference Finals
Apr. 12, 1974	vs. Capitals	W	91-81	Eastern Conference Semifinals
May 13, 1984	at Boston	L	104-121	Eastern Conference Semifinals
May 17, 1992	at Chicago	L	81-110	Eastern Conference Semifinals
May 22, 1994	vs. Chicago	W	87-77	Eastern Conference Semifinals
Jun. 5, 1994	vs. Indiana	W	94-90	Eastern Conference Finals
Jun. 22, 1994	at Houston	L	84-90	NBA Finals
May 21, 1995	vs. Indiana	L	95-97	Eastern Conference Semifinals
May 18, 1997	at Miami	L	90-101	Eastern Conference Semifinals
May 21, 2000	at Miami	W	83-82	Eastern Conference Semifinals

PLAYOFFS

PLAYOFFS

NBA FINALS TEAMS

PLAYOFF COACHING RECORDS

PLAYOFFS

PLAYOFFS

Eastern Division Champions		
1950-51	1951-52	1952-53
12 Vince Boryla	12 Vince Boryla	12 Vince Boryla
19 Nat Clifton	8 Nat Clifton	4 Carl Braun
11 Harry Gallatin	11 Harry Gallatin	8 Nat Clifton
17 George Kaftan	6 George Kaftan	5 Jerry Fleishman ^a
16 Tony Lavelli	7 Ray Lumpp	11 Harry Gallatin
7 Ray Lumpp	16 Al McGuire	16 Al McGuire
15 Dick McGuire	15 Dick McGuire	15 Dick McGuire
10 Goebel Ritter	19 Herb Scherer	14 Sherwin Raiken
18 Connie Simmons	19 Herb Scherer	18 Connie Simmons
9 Ernie Vandeweghe	18 Connie Simmons	17 Dick Surhoff
5 Max Zaslofsky	9 Ernie Vandeweghe	9 Ernie Vandeweghe
Executive V.P. Ned Irish	10 Max Zaslofsky	10 Max Zaslofsky
Head Coach Joe Lapchick	Executive V.P. Ned Irish	Executive V.P. Ned Irish
Trainer Jim Nevins	Head Coach Joe Lapchick	Head Coach Joe Lapchick
	Trainer Don Friederichs	Trainer Don Friederichs

p - Joined team for playoffs only

Eastern Conference Champions		
1971-72	1993-94	1998-99
12 Dick Barnett	42 Eric Anderson ⁱ	9 Rick Brunson
24 Bill Bradley	50 Greg Anthony	23 Marcus Camby
22 Dave DeBusschere	20 Rolando Blackman	1 Chris Childs
10 Walt Frazier	4 Anthony Bonner	4 Ben Davis ⁱ
18 Phil Jackson	44 Hubert Davis	14 Chris Dudley
32 Jerry Lucas	33 Patrick Ewing ^c	33 Patrick Ewing ^c
26 Eddie Mast	7 Corey Gaines	20 Allan Houston
7 Dean Meminger	11 Derek Harper	2 Larry Johnson ^c
42 Eddie Miles	14 Anthony Mason	8 Latrell Sprewell
15 Earl Monroe	40 Tim McCormick ⁱ	40 Kurt Thomas
16 Charlie Paulk	34 Charles Oakley ^c	6 Mirsad Turkcan ⁱ
23 Luther Rackley	25 Glenn Rivers ^c	21 Charlie Ward
19 Willis Reed ^c	54 Charles Smith	32 Herb Williams ^c
President Ned Irish	3 John Starks	26 David Wingate ⁱ
Head Coach & GM Red Holzman	32 Herb Williams	Pres. & GM Ernie Grunfeld
Ast. Coach & Head Scout	Pres. David W. Checketts	Head Coach Jeff Van Gundy
Dick McGuire	V.P. & GM Ernie Grunfeld	Ast. Coaches Greg Brittenham,
Trainer Danny Whelan	Head Coach Pat Riley	Don Chaney,
	Ast. Coaches Dick Harter,	Brendan Malone,
	Jeff Nix, Bob Salmi, Jeff Van Gundy	Jeff Nix, Tom Thibodeau
	Trainers Mike Saunders, Tim Walsh	Trainers Mike Saunders,
		Said Hamdan

World Champions		
1969-70	1972-73	
12 Dick Barnett	12 Dick Barnett	
17 Nate Bowman	17 Henry Bibby	
24 Bill Bradley	24 Bill Bradley	
22 Dave DeBusschere	22 Dave DeBusschere	
10 Walt Frazier	10 Walt Frazier	
20 Bill Hosket	40 John Gianelli	
18 Phil Jackson ⁱ	18 Phil Jackson	
5 Don May	32 Jerry Lucas	
19 Willis Reed ^c	7 Dean Meminger	
6 Mike Riordan	15 Earl Monroe	
33 Cazzie Russell	19 Willis Reed	
9 Dave Stallworth	43 Harthorne Wingo	
16 John Warren	President Ned Irish	
President Ned Irish	Head Coach & GM Red Holzman	
V.P. & GM Eddie Donovan	Ast Coach & Head Scout Dick McGuire	
Head Coach & GM Red Holzman	Trainer Danny Whelan	
Trainer Danny Whelan		

c- captain; i - not on playoff roster

Head Coach	Seasons	W	L	Pct.
Red Holzman	9	54	43	.557
Jeff Van Gundy	6	37	32	.536
Pat Riley	4	35	28	.556
Joe Lapchick	8	30	30	.500
Hubie Brown	2	8	10	.444
Rick Pitino	2	6	7	.462
Stu Jackson	1	4	6	.400
Neil Cohalan	1	2	3	.400
Willis Reed	1	2	4	.333
Dick McGuire	1	1	3	.250
Vince Boryla	1	0	1	.000
Fuzzy Levane	1	0	2	.000
John MacLeod	1	0	3	.000
Lenny Wilkens	1	0	4	.000
Totals		179	176	.504

PLAYOFF VERSUS RESULTS

Team	Series		Games	
	W	L	W	L
Atlanta Hawks	2	0	8	1
Boston Celtics	6	7	27	30
Charlotte Hornets	2	0	7	1
Chicago Bulls	1	6	12	24
Cleveland Cavaliers	3	0	8	1
Houston Rockets	0	2	4	6
Indiana Pacers	3	3	17	18
Los Angeles Lakers				
Minneapolis	0	2	4	8
Los Angeles	2	1	9	8
Miami Heat	3	1	13	11
Milwaukee Bucks	1	0	4	1
New Jersey Nets	2	1	5	5
Philadelphia 76ers				
Syracuse	2	4	7	10
Philadelphia	1	3	5	12
Philadelphia Warriors	0	1	0	2
Rochester Royals	0	1	3	4
San Antonio Spurs	0	1	1	4
Toronto Raptors	1	1	5	3
Washington Wizards	5	1	23	13
Defunct Teams	4	2	10	6
Totals	40	38	179	176

ALL-TIME NBA PLAYOFF STREAKS

Team	Seasons	No.
Syracuse Nationals/Philadelphia 76ers	1949-50 through 1970-71	22
Portland Trail Blazers	1982-83 through 2002-03	21
Utah Jazz	1983-84 through 2002-03	20
Boston Celtics	1950-51 through 1968-69	19
Los Angeles Lakers	1976-77 through 1992-93	17
Minneapolis/Los Angeles Lakers	1958-59 through 1973-74	16
New York Knicks	1987-88 through 2000-01	14
Boston Celtics	1979-80 through 1992-93	14
Chicago Bulls	1984-85 through 1997-98	14
Fort Wayne/Detroit Pistons	1949-50 through 1962-63	14

PLAYOFF FRANCHISE LEADERS

Current players on Knicks roster as of September 2008 in CAPS

Playoff Seasons	Games
1. Patrick Ewing.....13	1. Patrick Ewing.....135
2. Charles Oakley.....10	2. Charles Oakley.....113
3. Bill Bradley.....8	3. Bill Bradley.....95
4. Walt Frazier.....8	4. Walt Frazier.....93
5. John Starks.....8	5. John Starks.....93
6. Carl Braun.....7	6. Dave DeBusschere.....86
7. Harry Gallatin.....7	7. Willis Reed.....78
8. Phil Jackson.....7	8. Anthony Mason.....71
9. Willis Reed.....7	9. Charlie Ward.....67
10. Eight With.....6	10. Phil Jackson.....65

Points	Scoring Average
1. Patrick Ewing.....2,787	1. Bernard King.....31.0
2. Walt Frazier.....1,927	2. Stephon Marbury.....20.7
3. Willis Reed.....1,358	3. Walt Frazier.....20.7
4. John Starks.....1,352	4. Patrick Ewing.....20.6
5. Dave DeBusschere.....1,340	5. Latrell Sprewell.....19.5
6. Bill Bradley.....1,222	6. Walt Bellamy.....19.3
7. Charles Oakley.....1,218	7. Allan Houston.....19.0
8. Allan Houston.....1,139	8. Willis Reed.....17.4
9. Dick Barnett.....922	9. Max Zaslofsky.....17.0
10. Latrell Sprewell.....798	9. Anfernee Hardaway.....16.5

Field Goals Made	Field Goals Attempted
1. Patrick Ewing.....1,096	1. Patrick Ewing.....2,328
2. Walt Frazier.....767	2. Walt Frazier.....1,500
3. Willis Reed.....570	3. Dave DeBusschere.....1,358
4. Dave DeBusschere.....564	4. Charlie Ward.....1,203
5. Bill Bradley.....510	5. Bill Bradley.....1,165
6. Charles Oakley.....453	6. John Starks.....1,057
7. John Starks.....446	7. Charles Oakley.....973
8. Allan Houston.....410	8. Allan Houston.....912
9. Dick Barnett.....378	9. Dick Barnett.....814
10. Earl Monroe.....304	10. Latrell Sprewell.....698

Free Throws Made	Free Throws Attempted
1. Patrick Ewing.....587	1. Patrick Ewing.....814
2. Walt Frazier.....393	2. Walt Frazier.....523
3. Charles Oakley.....304	3. Charles Oakley.....407
4. John Starks.....285	4. John Starks.....376
5. Harry Gallatin.....258	5. Harry Gallatin.....336
6. Allan Houston.....250	6. Dave DeBusschere.....295
7. Willis Reed.....218	7. Willis Reed.....285
8. Dave DeBusschere.....212	8. Connie Simmons.....284
9. Connie Simmons.....206	9. Allan Houston.....283
10. Bill Bradley.....202	10. Anthony Mason.....270

Assists	Steals
1. Walt Frazier.....599	1. Charles Oakley.....144
2. John Starks.....392	2. Patrick Ewing.....121
3. Dick McGuire.....282	3. John Starks.....119
4. Patrick Ewing.....271	4. Charlie Ward.....103
5. Mark Jackson.....271	5. Derek Harper.....63
6. Bill Bradley.....263	6. Greg Anthony.....50
7. Charlie Ward.....263	7. Chris Childs.....46
8. Dave DeBusschere.....234	8. Larry Johnson.....46
9. Charles Oakley.....210	9. Allan Houston.....43
10. Chris Childs.....204	10. Latrell Sprewell.....42

Minutes
1. Patrick Ewing.....5,140
2. Charles Oakley.....4,017
3. Walt Frazier.....3,953
4. Dave DeBusschere.....3,260
5. Bill Bradley.....3,161
6. John Starks.....2,999
7. Willis Reed.....2,641
8. Allan Houston.....2,389
9. Anthony Mason.....2,160
10. Dick Barnett.....1,930

Personal Fouls
1. Patrick Ewing.....510
2. Charles Oakley.....401
3. John Starks.....318
4. Bill Bradley.....313
5. Dave DeBusschere.....290
6. Walt Frazier.....285
7. Willis Reed.....275
8. Harry Gallatin.....208
9. Phil Jackson.....204
10. Connie Simmons.....202

3-Point FG Made
1. John Starks.....175
2. Allan Houston.....69
3. Derek Harper.....67
4. Charlie Ward.....55
5. Larry Johnson.....45
6. Trent Tucker.....37
7. Greg Anthony.....33
8. Chris Childs.....31
9. Hubert Davis.....31
10. Mark Jackson.....22

Total Rebounds
1. Patrick Ewing.....1,413
2. Charles Oakley.....1,142
3. Dave DeBusschere.....995
4. Willis Reed.....801
5. Walt Frazier.....666
6. Harry Gallatin.....522
7. Nat Clifton.....472
8. Anthony Mason.....461
9. Bill Bradley.....333
10. Connie Simmons.....317

Blocked Shots
1. Patrick Ewing.....299
2. Marcus Camby.....70
3. Charles Smith.....55
4. Charles Oakley.....27
5. Kurt Thomas.....26
6. Anthony Mason.....26
7. Bill Cartwright.....25
8. Marvin Webster.....25
9. Herb Williams.....22
10. Two With.....12

PLAYOFF SERIES' HIGHS

	Two-Game Series	Three-Game Series	Four-Game Series	Five-Game Series	Six-Game Series	Seven-Game Series	Combined Season
Minutes Played	88 Bob McAdoo vs. CLE 44.0	136 Latrell Sprewell vs. TOR 45.3	178 Willis Reed vs. BAL 44.5	230 Willis Reed vs. ATL 46.0	278 Jerry Lucas vs. BAL 46.3	308 Patrick Ewing vs. HOU 44.0	1032 Patrick Ewing 25 games 41.3
Field Goals Made	28 Bob McAdoo vs. CLE	30 Patrick Ewing vs. PHI	45 Willis Reed vs. BAL	84 Bernard King vs. DET	61 (2) Patrick Ewing vs. CHI	78 Bernard King vs. BOS	210 Patrick Ewing 25 games
Field Goals Attempted	47 Bud Palmer vs. PHI	52 Nat Clifton vs. BOS	88 Willis Reed vs. BAL	139 Bernard King vs. DET	124 Walt Frazier vs. BOS	160 Patrick Ewing vs. HOU	481 Patrick Ewing 25 games
Free Throws Made	16 Campy Russell vs. CHI	22 Kiki Vandeweghe vs. CHI	35 Carl Braun vs. SYR & BOS	40 (2) Patrick Ewing vs. DET	33 (2) Allan Houston vs. IND	48 Bernard King vs. BOS	123 Patrick Ewing 25 games
Free Throws Attempted	17 Campy Russell vs. CHI	25 (2) K. Vandeweghe vs. CHI	44 Patrick Ewing vs. NJN	55 Walt Frazier vs. BOS	48 (2) Patrick Ewing vs. CHI	63 Bernard King vs. BOS	163 Patrick Ewing 25 games
Rebounds	31 Charlie Tyra vs. SYR 15.5	44 Harry Gallatin vs. BOS 14.7	70 D. DeBusschere vs. BAL 17.5	79 D. DeBusschere vs. ATL 15.8	96 Walt Bellamy vs. PHI 16.0	124 Willis Reed vs. BAL 17.7	293 Patrick Ewing 25 games 11.72
Assists	16 Ray Williams vs. CLE 8.0	28 Mark Jackson vs. PHI 9.3	51 Walt Frazier vs. BAL 12.8	44 Maurice Cheeks vs. BOS 8.8	63 Mark Jackson vs. CHI 10.5	73 Walt Frazier vs. LAL 10.4	156 Walt Frazier 19 games 8.2
Steals	7 M.R. Richardson vs. CHI 3.50	11 Walt Frazier vs. HOU 3.67	10 Mark Jackson vs. BOS 2.50	15 Darrell Walker vs. DET 3.00	13 Marcus Camby vs. IND 2.17	19 Derek Harper vs. IND 2.71	42 Derek Harper 23 games 1.83
Blocks	4 Bill Cartwright vs. NJN 2.00	11 Patrick Ewing vs. CLE 3.67	13 (2) Patrick Ewing vs. NJN 3.25	15 Patrick Ewing vs. DET 3.00	18 Marcus Camby vs. IND 3.00	30 Patrick Ewing vs. HOU 4.29	76 Patrick Ewing 25 games 3.04
Points Individual	68 Bob McAdoo vs. CLE 34.0	71 Walt Frazier vs. HOU 23.7	113 Willis Reed vs. BAL 28.3	213 Bernard King vs. DET 42.6	155 Patrick Ewing vs. CHI 25.8	204 Bernard King vs. BOS 29.1	547 Patrick Ewing 25 games 21.9
Points Team	241 vs. CLE 120.5	325 vs. PHI 108.3	454 vs. BAL 113.5	591 vs. BOS 113.2	679 vs. PHI 113.2	786 vs. LAL 112.3	2219 25 games 88.8
Fewest Points Team	170 vs. BAL 85.0	230 vs. CLE 76.7	336 vs. NJN 84.0	395 vs. MIN 79.0	520 vs. IND 86.7	546 vs. ROC 78.0	170 vs. BAL 85.0

Numbers in parentheses indicate the number of games in which a player or team has reached a given total (if more than one).

PLAYOFFS

PLAYOFFS

SINGLE-GAME INDIVIDUAL PLAYOFF RECORDS

- Most Minutes, Game**
58 Harry Gallatin at Boston, Mar. 26, 1952 (2OT)
- Last 50+ Minute Game**
50 John Starks at Charlotte, May 14, 1993 (2OT)
- Complete Regulation Game**
Last: Stephon Marbury vs. New Jersey, Apr. 22, 2004
First: Dick McGuire at Minneapolis, Apr. 5, 1953
- Most Points, Game**
46 Bernard King at Detroit, Apr. 19, 1984
Bernard King vs. Detroit, Apr. 22, 1984
- Most Points, Game, Opponent**
54 Michael Jordan at Chicago, May 31, 1993
- Two Players, 30-Plus Scoring**
May 18, 1999 at Atlanta (Houston 34, Sprewell 31)
May 4, 1988 vs. Boston (Newman 34, Ewing 31)
Mar. 27, 1968 at Philadelphia (Russell 40, Barnett 30)
- Highest Scoring Average, Total**
34.8 Bernard King, 1984 (12 games)
- Most Consecutive Points, Period**
23 Bernard King at Detroit, Apr. 19, 1984 (4:45, 1st period)
- Most Field Goals Made, Game**
19 Bernard King at Detroit, Apr. 22, 1984
- Most Field Goal Attempts, Game**
35 Bernard King at Detroit, Apr. 19, 1984
- Most 3-Point Field Goal Made, Game**
7 John Starks at Indiana, May 11, 1995
Derek Harper at Cleveland, May 4, 1995
- Most 3-Point Field Goals Made, Game, No Misses**
5 Larry Johnson vs. Indiana, May 29, 2000
- Most 3-Point Field Goal Attempts, Game**
11 Allan Houston at Miami, May 18, 1997
John Starks at Indiana, May 11, 1995
John Starks at Houston, Jun. 22, 1994
- Highest Field Goal Percentage, Game (8+ FG)**
.917 Bill Bradley at L.A. Lakers, Apr. 26, 1972 (11-12)
- Highest Field Goal Percentage, Game, Opponent (8+ FG)**
1.000 Tom Kozelko, vs. Capital, Apr. 12, 1974 (8-8)
- Most Free Throws Made, Game**
17 Patrick Ewing vs. Detroit, May 12, 1990

- Most Free Throw Attempts, Game**
19 Latrell Sprewell at Atlanta, May 20, 1999
- Most Free Throws Made, Game, Opponent**
23 Michael Jordan at Chicago, May 14, 1989
- Most Free Throw Attempts, Game, Opponent**
28 Michael Jordan at CHI, May 14, 1989
- Most Consecutive Free Throws Made, Game**
16 Patrick Ewing vs. Detroit, May 12, 1990
- Most Free Throws Made, Game, No Misses**
12 Allan Houston vs. San Antonio, Jun. 21, 1999
Patrick Ewing vs. Detroit, May 13, 1990
Walt Frazier vs. L.A. Lakers, May 8, 1970
- Most Consecutive Free Throws Made**
36 Patrick Ewing, May 12-15, 1990
- Most Rebounds, Game**
36 Willis Reed vs. Baltimore, Apr. 2, 1970
- Most Rebounds, Game, Opponent**
36 Bill Bridges vs. Atlanta, Mar. 27, 1971
- Most Assists, Game**
19 Walt Frazier vs. L.A. Lakers, May 8, 1970
- Most Assists, Game, Opponent**
18 Jerry West at L.A. Lakers, May 1, 1970
- Most Steals, Game**
7 Patrick Ewing vs. Boston, May 4, 1980
Darrell Walker at Detroit, Apr. 17, 1984
- Most Turnovers, Game**
9 Anthony Mason at Indiana, Jun. 3, 1994
- Most Blocked Shots, Game**
8 Patrick Ewing vs. Houston, Jun. 17, 1994
- Triple-Doubles (since 1980)**
None
- Triple-Doubles, Opponents (since 1980)**
Mark Jackson at Indiana, May 13, 1998 (22 pts, 14 reb, 13 ast)
Michael Jordan vs. Chicago, Jun. 2, 1993 (29 pts, 10 reb, 14 ast)
Scottie Pippen at Chicago, May 17, 1992 (17 pts, 11 reb, 11 ast)
Larry Bird at Boston, Apr. 26, 1990 (24 pts, 18 reb, 10 ast)
Michael Jordan vs. Chicago, May 9, 1989 (34 pts, 10 reb, 12 ast)
Dennis Johnson vs. Boston, May 6, 1988 (19 pts, 10 reb, 12 ast)
Larry Bird at Boston, May 13, 1984 (39 pts, 12 reb, 10 ast)

- Most Points, Game**
135 vs. Boston, May 4, 1990
- Most Points, Game, Opponent**
157 vs. Boston, Apr. 28, 1990
- Fewest Points, Game**
67 at San Antonio, Jun. 18, 1999
- Fewest Points, Game, Opponent**
66 vs. Atlanta, May 24, 1999
- Most Points, Game, Both Teams**
285 New York (128) at Boston (157), Apr. 28, 1990
- Fewest Points, Game, Both Teams**
142 Miami (70) at New York (72), May 19, 2000
- Fewest Points, Overtime Game, Both Teams**
153 Miami (77) at New York (76), May 12, 2000
- Largest Margin of Victory**
36 Milwaukee (96) at New York (132), Apr. 20, 1970
- Largest Margin of Defeat**
41 New York (85) at Chicago (126), Apr. 25, 1991
- Most Points, Quarter**
45 vs. Boston, Mar. 19, 1955 (2nd)
- Fewest Points, Quarter**
8 at Indiana, May 31, 2000 (2nd)
- Most Points, Quarter, Opponent**
42 vs. Boston, Apr. 28, 1990 (3rd)
vs. Chicago, May 13, 1989 (2nd)
- Fewest Points, Quarter, Opponent**
9 vs. New Jersey, May 4, 1994 (4th)
- Most Points, Half**
71 at Boston, May 6, 1990 (2nd)
- Fewest Points, Half**
28 vs. Miami, May 14, 1999 (2nd)
28 at New Jersey, Apr. 17, 2004 (2nd)
- Most Points, Half, Opponent**
83 vs. Boston, Apr. 28, 1990 (2nd)
- Fewest Points, Half, Opponent**
25 vs. Miami, May 19, 2000 (2nd)
- Most Points, Quarter, Combined**
79 New York (38) at Boston (41), Apr. 28, 1990
- Fewest Points, Quarter, Combined**
25 Miami (13) at New York (12), May 12, 2000 (4th)
Atlanta (11) at New York (14), May 23, 1999 (3rd)
- Most Field Goals Made, Game**
57 vs. Milwaukee, Apr. 29, 1970
- Fewest Field Goals Made, Game**
22 at Indiana, May 28, 1994
- Most Field Goals Attempted, Game**
131 at Syracuse, Mar. 15, 1959
- Fewest Field Goals Attempted, Game**
55 vs. Cleveland, May 1, 1996
- Most Field Goals Attempted, Game, Opponent**
120 vs. Boston, Mar. 26, 1967
- Fewest Field Goals Attempted, Game, Opponent**
53 vs. Cleveland, Apr. 29, 1995

- Most Field Goals Made, Game, Opponent**
63 vs. Boston, Apr. 28, 1990
- Fewest Field Goals Made, Game, Opponent**
21 at Cleveland, May 1, 1995
at Cleveland, May 1, 1994
- Most 3-Point Field Goals Made, Game**
17 at Cleveland, Apr. 25, 1996
- Most 3-Point Field Goals Attempted, Game**
22 at Cleveland, May 4, 1995
at Cleveland, Apr. 25, 1996
- Highest 3-Point Field Goal Percentage (10+ Made)**
.773 at Cleveland, Apr. 25, 1996 (17-22)
- Most Free Throws Made, Game**
51 vs. Baltimore, Mar. 26, 1949 (OT)
44 vs. Syracuse, Apr. 8, 1952
- Fewest Free Throws Made, Game**
5 vs. Charlotte, Apr. 26, 1997
vs. Boston, Apr. 21, 1974
- Most Free Throws Made, Game, Opponent**
47 vs. Baltimore, Mar. 26, 1949
- Fewest Free Throws Made, Game, Opponent**
6 vs. Baltimore, Apr. 4, 1973
- Most Free Throws Attempted, Game**
64 vs. Baltimore, Mar. 26, 1949 (OT)
57 vs. Syracuse, Apr. 8, 1952
- Fewest Free Throws Attempted, Game**
9 vs. Boston, Apr. 21, 1974
- Most Free Throws Attempted, Game, Opponent**
66 vs. Philadelphia, Mar. 30, 1968
- Fewest Free Throws Attempted, Game, Opponent**
8 at Cleveland, Apr. 25, 1996
- Most Rebounds, Game**
87 vs. Baltimore, Apr. 2, 1970
- Fewest Rebounds, Game**
24 at Indiana, May 11, 1995
- Most Rebounds, Game, Opponent**
81 vs. Philadelphia, Mar. 27, 1968
- Fewest Rebounds, Game, Opponent**
23 vs. Detroit, Apr. 24, 1992
- Most Assists, Game**
43 vs. Boston, May 4, 1990
- Fewest Assists, Game**
2 at Baltimore, Mar. 27, 1948
- Most Assists, Game, Opponent**
46 vs. Boston, Apr. 28, 1990
- Fewest Assists, Game, Opponent**
3 vs. Baltimore, Mar. 27, 1948
- Fewest Turnovers, Game**
5 at Cleveland, Apr. 25, 1996
- Most Personal Fouls**
48 at Syracuse, Mar. 26, 1950 (OT)
46 at Syracuse, Mar. 18, 1954
- Most Blocked Shots, Game**
10 vs. Miami, May 12, 2000
at Cleveland, May 1, 1995
at Houston, Jun. 10, 1994

PLAYOFFS

PLAYOFFS

PLAYOFF COMEBACKS/LEADS LOST

- Largest Deficit at Halftime in Victory, All-Time**..... 15 points, May 19, 2000 vs. Miami
Trailed 45-30; Won 72-70
Game Six - Eastern Conference Semifinals
- Largest Deficit After Three Quarters in Victory, All-Time** 16 points, Apr. 22, 1973 vs. Boston
Trailed 72-56; Won 117-110 (2OT)
Game Four - Eastern Conference Finals
- Largest Lead at Halftime in Loss, All-Time** 18 points, Apr. 27, 1983 at Philadelphia
Led 59-41; Lost 98-91
Game Two - Eastern Conference Semifinals
- Largest Lead After Three Quarters In Loss, All-Time**..... 12 points, Jun. 1, 1994 vs. Indiana
Led 70-58; Lost 93-86
Game Five - Eastern Conference Finals

PLAYOFF COMEBACKS SINCE 1970

Deficit	Date	Opponent	Game	Series	Deficit	Score	Time	Quarter	W/L	Final Score
18	May 19, 2000	vs. MIA	6	Eastern Conf. Semifinals	18	43-25	2:02	2	W	72-70
17	Apr. 22, 1973	vs. BOS	4	Eastern Conf. Finals	17	72-55	0:43	3	W	117-110**
16	Apr. 26, 2000	vs. TOR	2	Eastern Conf. First Round	16	53-37	7:08	3	W	84-83
16	May 4, 1970	vs. LAL	5	NBA Finals	16	51-35	2:11	2	W	107-100

PLAYOFF OFFENSIVE TEAM STATISTICS

Season	G	FG	FGA	Pct	3P	3PA	Pct	FT	FTA	Pct	Off	Def	Tot	Asst	PF	Stl	TO	Blk	Pts	RPG	APG	PPG
1947	5	136	500	.272				81	132	.614				40					353	8.0	70.6	
1948	3	85	253	.336				67	101	.663				16					237	5.3	79.0	
1949	6	157	476	.330				187	257	.728				80	213				501	13.3	83.5	
1950	5	135	355	.380				166	201	.826				81	173				436	16.2	87.2	
1951	14	410	1085	.378				327	476	.687			743	309	424				1147	53.1	22.1	81.9
1952	14	393	1001	.393				431	581	.742			711	256	432				1217	50.8	18.3	86.9
1953	11	309	801	.386				295	414	.713			640	247	304				913	58.2	22.5	83.0
1954	4	92	250	.368				132	179	.737			200	64	149				316	50.0	16.0	79.0
1955	3	103	262	.393				106	137	.774			177	76	72				312	59.0	25.3	104.0
1956	1	78	210	.366				25	41	.610			60	22	72				77	60.0	22.0	77.0
1959	2	90	248	.363				58	76	.763			155	43	70				238	77.5	21.5	119.0
1967	4	174	441	.395				102	135	.756			288	91	123				450	72.0	22.8	112.5
1968	6	274	603	.454				131	182	.720			363	135	174				679	60.5	22.5	113.2
1969	10	422	964	.438				221	301	.734			555	227	240				1065	55.5	22.7	106.5
1970	19	877	1919	.457				345	455	.758			950	450	446				2099	50.0	23.7	110.5
1971	12	497	1151	.432				219	306	.716			569	217	296				1213	47.4	18.1	101.1
1972	16	671	1431	.469				364	483	.754			730	369	380				1706	45.6	23.1	106.6
1973	17	746	1542	.484				273	365	.748			756	396	424				1765	44.5	23.3	103.8
1974	12	470	1083	.434				193	239	.808	144	357	501	212	295	71	187	31	1133	41.8	17.7	94.0
1975	3	107	242	.442				62	78	.795	34	89	123	55	68	27	61	12	276	41.0	18.3	92.4
1978	6	291	591	.475				102	142	.718	96	169	265	171	182	52	111	28	664	44.2	28.5	110.7
1981	2	75	171	.439	1	10	100	43	63	.683	31	52	83	37	57	20	42	4	194	41.5	18.5	97.0
1983	6	238	493	.483	7	19	368	140	183	.765	76	157	233	136	155	44	102	25	623	38.8	22.7	103.8
1984	12	494	1014	.487	5	24	208	286	381	.751	177	326	503	284	350	97	219	54	1279	41.9	23.7	106.6
1988	4	153	348	.440	16	47	340	75	92	.815	54	109	163	102	115	33	63	21	397	40.8	25.5	99.3
1989	9	364	765	.476	39	109	358	194	267	.727	137	252	389	235	230	71	145	36	961	43.2	26.1	106.8
1990	10	403	845	.477	25	69	362	219	285	.768	130	264	394	268	231	84	133	34	1050	39.4	26.8	105.0
1991	3	97	219	.443	11	28	393	53	66	.803	34	82	116	62	81	16	67	11	258	38.7	20.7	86.0
1992	12	409	940	.435	27	106	255	238	320	.744	186	334	520	273	300	76	165	50	1083	43.3	22.8	90.3
1993	15	571	1194	.478	48	139	345	295	420	.702	222	439	661	373	392	120	267	64	1485	44.1	24.9	99.0
1994	25	811	1894	.428	110	332	331	487	666	.731	353	686	1039	507	637	203	412	135	2219	41.6	20.3	88.8
1995	11	368	765	.481	79	187	422	211	307	.687	107	297	404	250	304	77	182	69	1026	36.7	22.7	99.3
1996	8	256	554	.462	51	129	395	146	210	.695	69	227	296	149	162	52	142	30	709	37.0	18.6	89.6
1997	10	343	735	.467	55	148	372	171	222	.770	97	298	395	211	234	86	157	35	912	39.5	21.1	91.2
1998	10	322	738	.436	53	136	390	189	247	.765	105	292	397	188	268	86	161	20	886	39.7	18.8	88.6
1999	20	637	1485	.429	64	228	281	362	478	.757	203	582	785	299	509	151	268	78	1700	39.3	15.0	85.0
2000	16	499	1158	.431	72	183	393	281	368	.764	129	486	615	234	367	104	188	65	1351	38.4	14.6	84.4
2001	5	167	357	.468	20	59	339	91	117	.778	39	143	182	78	121	31	73	19	445	36.4	15.6	89.0
2004	4	123	320	.384	17	58	293	73	101	.723	49	105	154	78	112	37	65	16	336	38.5	19.5	84.0

PLAYOFFS

PLAYOFF DEFENSIVE TEAM STATISTICS

Season	G	FG	FGA	Pct	3P	3PA	Pct	FT	FTA	Pct	Off	Def	Tot	Asst	PF	Stl	TO	Blk	Pts	RPG	APG	PPG
1947	5																		376			75.2
1948	3																		238			79.3
1949	6																		508			84.7
1950	5																		428			85.6
1951	14																		1170			83.6
1952	14																		1239			88.5
1953	11																		890			80.9
1954	4																		350			87.5
1955	3																		333			111.0
1956	1																		82			82.0
1959	2																		260			130.0
1967	4																		485			121.3
1968	6																		707			117.8
1969	10																		1034			103.4
1970	19																		2030			106.8
1971	12	479	1092	.439				269	374	.719			680	204	253				1227	56.7	17.0	102.3
1972	16	613	1444	.425				405	525	.771			783	315	390				1631	48.9	19.7	101.9
1973	17	680	1513	.449				319	455	.701			807	329	387				1679	47.5	19.4	98.8
1974	12	482	1045	.461				229	294	.779	161	432	593	239	274	60	221	45	1193	49.4	19.9	99.4
1975	3	128	271	.472				57	70	.814	49	92	141	77	73	27	54	19	313	47.0	25.7	104.3
1978	6	273	560	.488				173	219	.790	93	210	303	153	140	50	121	39	719	50.5	25.5	119.8
1981	2	79	165	.476	0	0	---	47	56	.839	31	66	97	39	42	19	40	17	205	48.5	19.5	102.5
1983	6	250	508	.492	2	12	167	126	173	.728	91	170	261	152	154	49	105	33	628	43.5	25.3	104.7
1984	12	508	1055	.482	8	26	308	314	411	.764	193	334	527	280	327	112	201	66	1338	43.9	23.3	111.5
1988	4	160	316	.506	10	25	400	112	136	.824	53	110	163	118	20	38	60	24	442	40.8	29.5	110.5
1989	9	369	742	.497	31	96	323	209	273	.766	110	259	369	24	226	73	143	39	978	41.0	2.7	108.7
1990	10	439	837	.524	24	76	316	208	262	.794	129	292	421	268	214	67	155	52	1110	42.1	26.8	111.0
1991	3	117	236	.496	8	16	500	76	97	.784	33	80	113	67	55	37	39	9	318	37.7	22.3	106.0
1992	12	401	893	.449	27	82	329	242	336	.720	137	295	432	262	276	78	161	60	1071	36.0	21.8	89.3
1993	15	544	1175	.463	48	124	387	356	468	.761	179	388	567	319	373	131	235	56	1492	37.8	21.3	99.5
1994	25	788	1855	.425	94	305	308	523	690	.758	294	686	980	502	595	203	422	116	2193	39.2	20.1	87.7
1995	11	332	768	.432	50	146	342	269	346	.777	116	279	395	205	291	74	186	33	983	35.9	18.6	89.4
1996	8	287	646	.443	44	155	294	130	160	.813	119	219	338	160	196	64	110	34	708	42.3	20.0	88.5
1997	10	313	740	.423	76	202	376	193	274	.704	107	295	392</									

THE FOURTH ESTATE



George Kalinsky for Madison Square Garden

MEDIA INFORMATION

MEDIA INFORMATION

Jonathan Supranowitz (Vice President, Public Relations)	(212) 465-6243		
Nick Brown (Director, Media Relations)	(212) 465-6463		
Alyson Furch (Manager, Public Relations)	(212) 465-6263		
Gregg Schwartz (Coordinator, Media Relations)	(212) 465-6469		
Ashley Blackwood (Coordinator, Community & Public Relations)	(212) 631-5596		
Kaley Hoffman (Vice President, Sports Team Publicity)	(212) 465-6401		
Knicks PR office	(212) 465-6471	Condon Press Room Fax	(212) 465-6760
Knicks Fax	(212) 465-6498	Training Center PR office	(212) 485-7061
John Condon Press Room	(212) 465-6065	Training Center Fax	(212) 485-7062

Welcome to the 2010-11 Knickerbockers season, New York's 65th campaign as a charter member of the NBA. Here are a few guidelines which we hope will assist you in your coverage this season:

Credentials: Three media credentials are honored for admission to the Garden: 1) Knicks 2010-11 season working media passes; 2) Knicks daily passes (good for that specific game only), and 3) 2010-11 NBA working media passes. Knicks and/or NBA season working media passes must include the headshot of the bearer. Holders of daily passes may be asked to submit a valid government-issued photo ID. **NO OTHER CREDENTIALS WILL BE HONORED.**

Application for season or game credentials may be made by faxing the Knicks' PR office at (212) 465-6498, emailing knicks.credentials@thegarden.com or calling (212) 465-6471. Requests for single game credentials must be made by phone, fax or e-mail to the Knicks' office at least 24 hours prior to game time. **Day-of-game requests will not be honored.** Radio stations, magazines and weekly newspapers will be accommodated on a game-by-game, space-available basis. When applying for the first time, requests from magazines and weekly newspapers, radio and TV stations must be made on company letterhead and **must** include copies of the publication (if applicable). Applying for credentials does not guarantee confirmation. When in the Garden, media members must wear their credentials in clear sight at all times. All credentials are non-transferable. **Please adhere to the above to avoid embarrassing situations for both yourself and for us.**

Coaches Post-Game: Knicks Head Coach Mike D'Antoni will conduct his post-game media sessions in the "Multi-Purpose Room," located down the hall from the visitors lockerroom. A multi-box/amplification system will be set up. During post-game coaches media sessions, priority **must** be given to those media on deadline (print and live broadcast), and interviews should be limited to game comments during the deadline crunch.

Fax: Visiting media needing a final boxscore faxed back to their offices should inform any member of the Knicks gamenight staff during the game.

Game-Day Interviews: Participating radio and TV stations/networks are strongly urged to conduct their game-day interviews at the **morning shootaround**, rather than at the arena prior to the game.

Locker Rooms: Both the Knicks and visitors' locker rooms are located at court level on the **33rd Street (player benches) side** of the Garden. Entering the locker room area from courtside, the Knicks' locker room is to your right and the visitors' to your left. As per NBA regulations, the Knicks' locker room will be open for a 45-minute period, ending 45 minutes prior to game time (for example, the room will be open from 6:00 p.m. to 6:45 p.m. for a 7:30 start). The room will reopen within 15 minutes after the final buzzer. During post-game media sessions, priority **must** be given to those media on deadline (print and live broadcast), and interviews should be limited to game comments during the deadline crunch. **Your cooperation is asked in maintaining a work atmosphere in the locker rooms at all times. Any media members using their credentials for the purpose of obtaining autographs or taking photographs for personal use will have their credentials immediately revoked.**

Notes: Game notes are available in the press room beginning two hours prior to game time. (For visiting media, game notes, credentials, programs and recent news clips will be delivered to their hotel the night before, or the morning of, the game). Game notes, running sheets, quarter-by-quarter sheets and box scores are all available from the Knicks' gamenight staff, as well as in the press workroom during and after the game. Post-game quotes, notes, practice information and boxscores of other NBA games will be available in the press workroom as soon as possible after the game.

Parking: There is no media parking area at Madison Square Garden. However, there are numerous pay indoor and outdoor parking areas in the immediate vicinity.

Phones: Numerous credit-card telephones are available at courtside and in the press room for visiting media. **Media wishing to order a phone line for their exclusive use should call Bill Bolan of Garden Telecommunications at (212) 465-6009, and must also inform Knicks PR so that a specific location can be assigned.** Due to the quick changeover for other Garden events, all post-game stories should be filed from the press workroom and **not** from courtside.

Photographers: Positions for credentialed photographers are numbered and located on the baselines at the 7th Avenue and 8th Avenue ends of the Garden. There are no photo positions along the sidelines. Free-lance photographers will not be credentialed unless they are on specific assignment from a magazine or daily newspaper. No "roving" passes are issued.

Please Note The Following Photo Regulations:

- Please consult the posted photo charts for your assigned positions.
- Please do not move from your assigned photo positions during game action. Movement is permitted only during timeouts and quarter breaks.
- Please shoot only from your assigned positions unless cleared to move by a Knicks PR representative.
- Please do not move into any photo position marked "Reserved".
- Messengers are not permitted to sit at courtside.
- Please store all coats, jackets and extra equipment in the press room.
- Please keep your courtside equipment to a bare minimum (one small Domke bag).
- All still and TV photographers must observe the NBA's mandatory "Three-Foot Lane" rule.

Baseline photo positions are extremely limited. Due to frequent national TV coverage of Knicks home games, additional space must be reserved for hand-held TV cameras and will greatly reduce the available space for still photographers.

In addition to the "Three-Foot Lane" rule, please be aware of other NBA-enforced regulations: All still and TV cameras must have rubber-capped lenses. Cameras mounted on the basket stanchion must be set back at least four inches from the edge of the padding. Cameras mounted behind the backboard cannot be visible inside the target box from any angle. Tripods and remote cameras placed on the court surface are not permitted. Use of flash is not permitted.

Practices: Knicks practice sessions are held at **Madison Square Garden Training Center in Greenburgh, NY**, located in Westchester County approximately 25 miles north of New York City.

On off-day practices, players will be available on the court for 15-30 minutes after practice. Player availability will be preceded by a media session with Coach D'Antoni. At game-day shootarounds, players will be available either before or after the session.

Knicks practices are always subject to last-minute change and/or cancellation. Media covering practice should always call the Knicks' PR office to confirm times before trekking to Greenburgh.

The Road to Greenburgh: Here are the suggested routes to MSG Training Center:

Northbound, from Manhattan West Side: Henry Hudson Parkway to Saw Mill River Parkway North to exit marked "Saw Mill River Road-Eastview." Bear right on Saw Mill River Road for approximately ¼ mile.

Northbound, from Manhattan East Side: FDR Drive North over Willis Ave. Bridge to Major Deegan Expressway North to NY State Thruway North to Saw Mill River Parkway North to exit marked "Saw Mill River Road-Eastview." Bear right on Saw Mill River Road for approximately ¼ mile.

Northbound, from Long Island: Whitestone Bridge into the Bronx, then bear left off the bridge to the Hutchinson River Parkway North. Take northbound Hutchinson River Parkway to I-287 West (Cross Westchester Expressway) to Saw Mill River Parkway North. Take northbound Saw Mill River Parkway to exit marked "Saw Mill River Road-Eastview." Bear right on Saw Mill River Road for approximately ¼ mile.

Southbound from upstate NY: I-684 or Taconic State Parkway South to Saw Mill River Parkway South to exit marked "Saw Mill River Road-Eastview." Bear left on Saw Mill River Road for approximately ¼ mile.

Eastbound from New Jersey: New York State Thruway across Tappan Zee Bridge to Route 287 East (Cross Westchester Expressway) to Exit 1, "Saw Mill River Parkway-North." Stay on Saw Mill River Parkway for approximately two miles to exit marked "Saw Mill River Road-Eastview." Bear right on Saw Mill River Road for approximately ¼ mile.

Westbound from Connecticut: From Route 287 West, take Exit 3 onto Sprain Brook Parkway North to exit marked "100C-100 Eastview." Go left on Route 100C for approximately one mile. Bear right on Saw Mill River Road and follow for approximately ¼ mile.

Press Entrance: Madison Square Garden's press entrance (8 Penn Plaza) is located on the southeast corner of 33rd Street and 8th Avenue. Day-of-game credentials may be picked up there starting two hours prior to game time.

Use the press elevator to enter the Garden arena. The locker rooms and court are located on level five, the press room on level six.

Press Room: Named in memory of the legendary public address voice of the Garden, the John Condon Press Room is located on the first promenade level of the Garden at 33rd Street and 8th Avenue (behind the Knicks' bench, one level up). From the press entrance, take the elevator directly to level six. From courtside, the press room may be reached by walking through Gate 64 and turning right, or through Gate 65 and turning left.

The dining area (hot and cold buffet) opens 90 minutes prior to game time. The press workroom is located behind the dining area, with work stations for print, photo and broadcast media. **The press workroom is for the exclusive use of working media filing on deadline. Please confine all social gatherings, arguments, debates and other such conversations to the dining area, so that a professional atmosphere can be maintained in the workroom. If you are not a working media member filing on deadline, please show a sense of professionalism and leave the work area for those who are.**

Your \$8 contribution to the press room with benefit "Garden of Dreams," the 501 C 3 non-profit charity that works closely with the Knicks and Rangers to make dreams come true for kids in crisis. Garden of Dreams is the new name for the Cheering for Children Foundation. Thank you for your support.

Your press room hosts are Joe Pinto, Roberto Gutierrez, Tom Matthews and Anthony DiGiovanni.

Seating: Press seating at the Garden is located on the Seventh Avenue baseline and in the ramp box located on the 8th Avenue (Knicks bench) end. Those holding Knicks season credentials or NBA season media passes covering a specific game **must** call the Knicks PR office to reserve seating. Overflow press will be seated in the upper press boxes on the 31st and 33rd Street sides.

Broadcast locations for the 2008-09 season are as follows:

Home radio	Gate 62, 31st Street & 8th Avenue
MSG Network	Courtside, 31st Street
Spanish radio/SAP	Upper 31st Street press box
Chinese radio	Upper 31st Street press box
Visiting radio	Gate 61, 31st Street & 7th Avenue
Visiting TV	Courtside, 31st Street
Visiting Spanish radio	Upper 31st street press box
ABC/ESPN/Turner	Courtside, 31st Street

Taxi: Taxi service is readily available virtually 24 hours a day at various points around the Garden, especially at the main entrance to Penn Station (7th Avenue bet. 31st and 33rd Streets) and immediately outside the 8 Penn Plaza press entrance (southeast corner of 33rd Street and 8th Avenue, across from the Post Office).

Television Regulations:

Live Shots: Stations intending to produce live shots from the Garden must inform Knicks PR and MSG Electricians at (212) 465-6194 for appropriate coverage. All in-arena taping and live shots must be concluded by one hour prior to game time.

Game Footage: With the exception of NBA Entertainment, TV crews are **not** permitted to shoot game footage. All requests for game footage must be made through NBA Entertainment.

Electricians: Any TV stations or organizations whose equipment is not battery-operated **must** use MSG Electricians for connection to power. Call (212) 465-6194 for more information.

PUBLIC RELATIONS

PUBLIC RELATIONS



Jonathan Supranowitz Vice President, Public Relations

Currently in 11th season with Knickerbockers...Promoted to current position on Jun. 1, 2006...Joined Knicks in September 2000 as manager of media relations and promoted to director of media relations on Nov. 6, 2001, following five seasons with Charlotte Hornets...Responsible for all aspects of communication for the team and serves as main liaison for local and national media...Travels regularly with the team, and is also main club contact at MSG Training Center...Responsible for all day-to-day operations of the department...Brooklyn-native from historic Canarsie section, returned home after five years with the Hornets' PR staff, the last two as assistant director of public relations...Prior, worked three years with NJ Nets, starting as PR intern in 1992...40 years old; holder of BA degree (Mathematics) from Brooklyn College and graduate of Canarsie HS...Prior to NBA career, worked for two years as a staff writer at New York Newsday and also served as PR coordinator for National Pro-Am City Leagues Association...Resides in Eastchester, The Home of the Bill of Rights, with wife Heather, stepson Jakob Kyle and son Reed Winfield.



Nick Brown Director, Media Relations

Enters his fifth campaign as Director of Media Relations with the Knickerbockers and 10th NBA season...Joined the organization on Aug. 31, 2006 after stints with the Clippers and Wizards...Serves as liaison for local, national and international media. Handles interview requests, press releases and press conferences. Oversees gameday operations at Madison Square Garden...Travels with the team to road games, training camp and summer league...Served three seasons as the Assistant Director of Communications for the Los Angeles Clippers...Joined the Clippers prior to the 2003-04 season after two seasons as the Communications Coordinator for the Washington Wizards...Prior to NBA career, spent a year working in New York City for Rubenstein Associates, Inc...Interned for ESPN Communications in Bristol, CT and USA Today in Arlington, VA while in college. Graduate of Trinity College (CT) with a BA degree in History...Born and raised in Washington, D.C...Resides in Manhattan.



Alyson Furch Manager, Public Relations

Entering her sixth season with the Knicks...Joined the full-time staff on Jun. 19, 2006...Manages the off-the-court, community relations and Knicks City Dancers publicity efforts...Assists in all day-to-day media relations as well as oversees the game night staff...Spent the entire 2005-06 season as a public relations intern...Prior to her arrival at Madison Square Garden, she served as a media relations assistant in the Sports Information Department at Seton Hall University and worked as a PR intern for the New Jersey Nets, 2004-05...The Scottsdale, AZ native holds a Bachelor's degree in finance from SHU, where she was a four-time Academic All-American volleyball player...Resides in the "off the grid" neighborhood of Manhattan's West Village.



Gregg Schwartz Coordinator, Public Relations

Entering third full-season with the Knickerbockers...Joined the organization on Feb. 25, 2008...Responsible for preparation of game notes, postgame notes, visiting team hotel packets, This Date In Knicks History and various statistical projects...Supervises the student internship program and assists with various day-to-day responsibilities of the PR department...Previously, spent one year (2007-08) with the New York Jets PR staff as a graduate assistant after working as a producer for ABC Sports Radio Network (2005-07) and as a fantasy baseball writer for MLB.com (2006)...Graduated from Indiana University in 2005 with BS in Sports Communications and minor in business...Worked for the Hoosiers football team and student radio station, WIUS...Hosted a weekly sports talk show and did play-by-play for numerous IU basketball, baseball and soccer games...Has attended games at the Garden since the age of five...Born and raised in Marlboro, NJ...Born Nov. 7, 1983...Resides in Manhattan's Murray Hill, named after the Murray family - 18th-century Quaker merchants mainly concerned with shipping and overseas trade.



Ashley Blackwood Community Relations and Public Relations Coordinator

Currently in second season with the Knickerbockers...Joined the organization in September 2009...Assists both PR and Community Relations Departments with the day-to-day execution of a wide variety of projects and functions...PR responsibilities include supporting media relations efforts and coordinating publicity efforts for community relations events...Prior to the Knicks, served in CR with the Phoenix Suns and headed consulting projects for the Atlanta Hawks, Phoenix Suns and Orlando Magic...Interned with the Knicks in 2005-06 and Florida State University's Men's Basketball Team in 2004-05...First generation college student, born and raised in St. Petersburg, FL; holder of a Bachelor's degree in Sport Management from the Florida State University and a Masters of Business Administration and a Master of Sport Business Management from the Devos Sport Business Management Program at the University of Central Florida...Resides in Manhattan with husband, Jeremane.



Dennis D'Agostino Team Historian & Writer

Based in Southern California, currently in 24th season as a member of the Knicks family...Enjoyed 12-year fulltime tenure in team's PR department - most recently as director of publications and broadcast services - prior to relocating to California in 1999...Honored by his peers with 2000 Marc Splaver/Howie McHugh "Tribute to Excellence" Award, given annually by NBA PR Directors Association for long and distinguished service to the League and media...Continues as primary contributor to Knicks team publications and website; has appeared on MSG Profiles and Network's 50 Greatest Moments at MSG series...Author of four books; his latest, Keepers of the Game: When the Baseball Beat was the Best Job on the Paper, is scheduled for spring 2011 release by Potomac Books...Wrote highly-acclaimed Garden Glory: An Oral History of the New York Knicks (Triumph Books 2003)...During NY tenure, oversaw media arrangements for two NBA Finals (1994 and 1999) and 1998 NBA All-Star Game at MSG...Has assisted NBA PR staff at last 11 NBA Finals and last nine NBA All-Star Games...Joined Knicks in 1987 following five years (1983-87) as NY Mets' assistant PR director, earning World Championship ring in 1986...Served five years (1978-83) on NY sports desk of The Associated Press...Treasurer of NBA PR Directors Association; member of the Society for American Baseball Research...Serves as a statistician/historian on Fox, ABC, Turner and ESPN coverage of Major League Baseball and the NBA...1978 Fordham graduate...NYC native lives in "Surf City," Huntington Beach, CA with his wife, Los Angeles Times sports columnist Helene Elliott, a 2005 inductee into the writers' wing of the Hockey Hall of Fame in Toronto.



Kaley Hoffman Vice President, Sports Team Publicity

In her first year with MSG...Joins The Garden from PMK*BNC, an entertainment/lifestyle public relations and publicity agency where she worked on various clients including: The Jordan Brand, Audi, American Express, Sony Cierge, Kidrobot, Omega, Blackbook Magazine, and the NBA's Carmelo Anthony...Responsible for the development and execution of broad-based publicity programs that elevate the visibility of the Knicks, NHL's Rangers and WNBA's Liberty off the sports pages; exposing players, community and public relations and marketing programs, business partnerships, and in-arena entertainment across a wide spectrum of media including local and national consumer and lifestyle media...Works closely with the public relations staffs of the three teams as well as VIP Services, and supports all Garden of Dreams publicity efforts...Received Bachelor of Arts from Florida State University in Communications...Strong passion for triathlons and reached the ultimate goal by completing the Lake Placid Ironman in 2009...Resides in New York's West Village and was raised on the sunny beaches of Miami, FL.



Stacey Escudero Vice President, MSG Sports Business Public Relations

Currently in her fifth season at Madison Square Garden...Named Vice President, MSG Sports Business Public Relations on Aug. 10, 2009...In her role, she oversees all business public relations activities for Knicks, NHL's Rangers, WNBA's Liberty, and MSG Sports Properties division (college basketball, boxing, tennis, etc.), as well as, the sponsorship sales for the teams and the Arena...Develops and executes media strategies that support the division's priorities and help drive its growth objectives, focusing on garnering press coverage in trade, business and consumer media...Previously was Director, Public Relations for MSG Media, which includes regional television networks MSG and MSG Plus as well as MSG Interactive...Joined MSG from Rainbow Media where she worked as a trade publicist...Holder of a Bachelor of Arts in Communications from University of California, San Diego...Completed her first marathon in 2008 to help raise money for Garden of Dreams Foundation...Currently resides in Manhattan.



Mike Breen TV Play-By-Play

One of basketball's signature voices is in his 19th season overall as MSG Network play-by-play announcer, seventh season exclusively on the TV side...Served five years as radio play-by-play voice, then moved to TV side in 1997-98 and worked both medium thereafter...In addition to Knicks duties, calls NBA action on ABC and ESPN, including the last five NBA Finals (2006-10)...New York area Emmy winner in 2008 for live play-by-play...Prior to taking over Knicks radio play-by-play in 1992-93, hosted pre- and post-game shows over MSG Radio...1998 New York State Sportscaster of the Year...In past years, called NBA on Turner Sports, and NFL and Arena Football on NBC...Called NBC play-by-play of NBA for five years, as well as three WNBA Finals...Has worked five Olympics for NBC, including basketball at the 2008 Beijing Games... Fixture on WFAN's popular, nationally-syndicated "Imus In The Morning" show from 1988-99...Joined WFAN in 1989 after career at SportsChannel, co-hosting its "Sports Nightly" show...Fordham graduate... Has completed three NYC Marathons.



Walt Frazier TV Analyst

Hall of Fame floor general of Knicks' two championship teams celebrates more than two decades as an announcer for his former team, currently in his 22nd overall season as broadcast analyst...Following nine seasons as radio color analyst, moved to the television side in 1998-99...Iconic figure in Big Apple sports history...Named among the 50 Greatest Players in NBA History as part of the League's Golden Anniversary celebration in 1996...Seven-time NBA All-Star, his retired No. 10 hangs from the Garden rafters... Elected to Naismith Basketball Hall of Fame in 1987 and to the Garden's Walk of Fame in 1996...Three-time New York area Emmy winner...Unique phrasemaster spearheads "Clyde's Classroom", a comprehensive program in which he visits schools throughout the city and addresses youngsters on the importance of education... Active in Garden of Dreams Foundation's charity efforts...Founded the Walt Frazier Youth Foundation in 1996... Georgia native was elected to Atlanta Sports Hall of Fame in 2009...Prior to joining MSG, "Clyde" served as color analyst on NBA coverage on SuperStation TBS...Maintains an interest in several business ventures, including a bed-and-breakfast in St. Croix, Virgin Islands...Off-season businesses and vacation time in St. Croix served as basis for "The Other Side of Clyde" feature on MSG's NYK Way in summer 2005...Author of the legendary Rockin' Steady: A Guide to Basketball and Cool (Prentice-Hall, 1974) and latest effort, The Game Within The Game (Hyperion, 2006).



Gus Johnson Radio Play-By-Play

Currently in his 14th year as radio play-by-play voice, one of sportscasting's most distinctive and recognizable figures joined MSG's Knicks broadcast team in 1997-98...Radio call of Allan Houston's series-winning '99 Playoff shot at Miami is one of the "most played" moments in Knicks broadcast history...Calls NFL football for CBS, boxing on Showtime cable, and has become perennial voice of March Madness with acclaimed work on NCAA men's hoop tournament...Varied range of duties for MSG Network has included play-by-play for WNBA Liberty, special reporter for both Knicks and Rangers cablecasts, host for Knicks, Rangers and Yankees games and "MSG SportsDesk", as well as college and high school basketball, Daily News Golden Gloves boxing and pro "Broadway Boxing" series...Joined MSG in 1994 after serving as weekend sports anchor at WTTG-Fox5 in Washington, DC...Past assignments have included EliteXC Saturday Night Fights mixed martial arts on CBS, CFL play-by-play on ESPN2, college hoops on ESPN and Big East Network, and college hockey for NCAA Productions...Detroit native; Howard University graduate.



John Andariese Radio Analyst

One of the NBA's senior and most respected announcers...Currently in his 33rd season with Knicks, 38th year as a broadcaster...Among current NBA broadcast analysts, is predated in service only by Celtics' Tom Heinsohn... Among just a handful of current NBA analysts who neither played nor coached in the League... Returned to the radio side in 1998-99 following 12 seasons on MSG Network (1986-87 through 1997-98)... Originally handled radio color for eight seasons, starting with Knicks' second championship season in 1972-73...Worked alongside Hall of Fame announcer Marv Albert on radio or TV for 21 years, forming one of the longest-running duos in NBA broadcasting history...Among all-time Knicks announcers, his 33 seasons with NYK are surpassed only by Albert's 36...Elected to New York City Basketball Hall of Fame in 2009...Hosted popular "NBA Legends with Johnny Hoops" on NBA-TV...Three-time New York area Emmy winner...In addition to Knicks duties, "Johnny Hoops" spent 10 years as college basketball commentator for NBC, co-hosted ESPN's "The NBA Tonight" and served for two years as color analyst on TBS...Former hoop star at Fordham under legendary John Bach...Made on-air debut on Atlanta's WAGA-TV with Ed Thilenius on coverage of Georgia Tech in 1970 NIT at MSG (first on-air interview was with Hall of Fame coach Joe Lapchick)...Co-founder of New York Pro and College Summer League, member of the national sports committee of the Leukemia Society of America, celebrity chairman of the YMCA's "1 in 10" Club and co-chairman of the Franciscan Sisters of the Poor Foundation...Affiliated with TVI Media, a TV advertising sales organization, in an executive sales capacity...Honorary member of Streetlife with Warren Wiegratz, the NBA's leading house band...In addition to NYC Basketball Hall of Fame, is also enshrined in the St. Michael's High School Hall of Fame, the Fordham Athletic Hall of Fame and the Brooklyn-based Basketball Old Timers of America Hall of Fame...Last named pronounced ANN-draze.



Kenny Albert TV Play-By-Play

One of the nation's most versatile sportscasters is in his third season as play-by-play voice on selected Knicks MSG cablecasts...Has served as primary radio voice of the hockey Rangers since 1995-96, and called MSG's historic 3-D telecast of the Rangers-Islanders game on Mar. 24, 2010...Joined FOX Sports in 1994 and is the country's only play-by-play broadcaster who currently calls all four major sports...Named one of FOX's original NFL announcers in 1994, and has been featured on the Network's MLB Saturday Game of the Week for the past 10 seasons...In addition to Knicks and Rangers, has handled Knicks summer league action, Liberty basketball, high school and college basketball, Islanders hockey and Golden Gloves boxing for MSG...New York area Emmy winner in 1998 as commentator on Boomer Esiason's Empire Challenge...Called first NHL game (Islanders-Jets; Dec. 2, 1989) at age 21...Prior to return to NY, served for three seasons as TV voice of NHL's Washington Capitals...Voice of men's and women's ice hockey at the last three Winter Olympics for NBC, including 2010 Vancouver Games...Has called NHL games on ESPN2 (1993-94) and OLN (2005-06)...Son of Basketball Hall of Fame announcer Marv Albert...1990 New York University graduate.



Al Trautwig TV Host/Play-By-Play

MSG Network's signature figure is currently in his 22nd season as host of Knicks pre- and post-game cablecasts, with occasional play-by-play duties as well...14-time New York area Emmy winner (latest as part of Rangers' 2007-08 live event winners)...Hosts popular "MSG Vault" series, unearthing rare video of some of the Garden's greatest moments, along with "Knicks Night Live", "Rangers Night Live" and "Hockey Night Live"...In past years, hosted issue-oriented "Angles" as well as "Heineken Jets Journal" and "MSG SportsDesk"...Anchored MSG Network's renowned Yankees broadcast team from 1989-2001...2000 New York State Sportscaster of the Year...Has also worked special assignments for ABC Sports, CBS Sports and NBC Sports in recent years...As synonymous with the Olympics as the five rings: the 2010 NBC Winter Games in Vancouver marked his 13th Games...Has also hosted NBC's Arena Football League Game of the Week, tennis US Open from Flushing Meadows for USA Network (including USA's Open farewell in 2008) and the Tour de France for Versus...Has hosted six New York City Marathon telecasts...Participated in nine Emmy Award-winning programs at ABC (1984-89), prior to joining MSG...Has portrayed himself in several films...Long Island native is former Nets ballboy under late, legendary trainer Fritz Massmann, as well as Islanders stickboy.



Michael Bair
President, MSG Media



Dan Ronayne
Executive Vice President & General Manager



Jeff Filippi
Vice President, Production



Kevin Meiningner
Senior Coordinating Producer



Howie Singer
TV Director



Spencer Julien
TV Producer



Tina Cervasio
Sideline Reporter



Jill Martin
Halftime Reporter



Kelly Tripucka
TV Analyst



Maik Rose
TV Analyst



Bill Pidto
Studio Host



Juan Antonio Cains
Spanish Announcer



Clemson Smith Muniz
Spanish Announcer

RADIO HISTORY

Original list compiled by Dave Halberstam & Dick Barhold

Season	Announcers	Primary Outlet
1946-47 - 1947-48	Marty Glickman, Stan Lomax	WHN 1050
1948-49	Marty Glickman, Connie Desmond	WMGM 1050
1949-50 - 1950-51	Marty Glickman, Bud Palmer	WMGM 1050
1951-52 - 1952-53	Marty Glickman, Johnny Most	WMGM 1050
1953-54	Marty Glickman, Burt Lee Jr.	WMGM 1050
1954-55	Marty Glickman, Jim Gordon	WMGM 1050
1955-56	Les Keiter, Jim Gordon	WINS 1010
1956-57	Marty Glickman, Les Keiter	WINS 1010
1957-58 - 1958-59	Les Keiter, Jim Gordon	WINS 1010
1959-60	Les Keiter, John Condon	WINS 1010
1960-61	No Coverage	
1961-62	Les Keiter	WINS 1010
1962-63	Marty Glickman	WCBS 880
1963-64	No Coverage	
1964-65	Lester Smith, Stan Lomax	WOR 710
1965-66	Bill Mazer	WNBC 660
1966-67	Don Criqui	WHN 1050
1967-68 - 1969-70	Marv Albert	WHN 1050
1970-71 - 1971-72	Marv Albert	WNBC 660
1972-73 - 1973-74	Marv Albert, John Andariese	WNBC 660
1974-75 - 1975-76	Marv Albert, John Andariese	WNEW 1130
1976-77 - 1981-82	Marv Albert, Richie Guerin, Bob Wolff	WNEW 1130
1982-83 - 1983-84	Marv Albert, John Andariese, Bob Wolff	WNEW 1130
1984-85	Marv Albert, John Andariese, Bob Wolff	WPAT 930
1985-86	Marv Albert, John Andariese, Bob Wolff	WNBC 660
1986-87 - 1987-88	Jim Karvellas, Ernie Grunfeld	WNBC 660
1988-89	Jim Karvellas, Ernie Grunfeld	WFAN 660
1989-90 - 1991-92	Jim Karvellas, Walt Frazier	WFAN 660
1992-93 - 1996-97	Mike Breen, Walt Frazier, John Minko	WFAN 660
1997-98	Gus Johnson, Walt Frazier, John Minko	WFAN 660
1998-99	Marv Albert, John Andariese, John Minko	WFAN 660
1999-2000	Marv Albert, John Andariese, Gus Johnson, Spencer Ross	WFAN 660
2000-01 - 2001-02	Mike Breen, John Andariese, Gus Johnson, Spencer Ross	WFAN 660
2002-03	Mike Breen, John Andariese, Gus Johnson	WFAN 660
2003-04	Mike Breen, John Andariese, Gus Johnson	WFAN 660
2004-05	Gus Johnson, John Andariese, Spencer Ross	ESPN Radio 1050
2005-06	Gus Johnson, John Andariese, Spencer Ross	ESPN Radio 1050
2006-07	Gus Johnson, John Andariese, Spencer Ross	ESPN Radio 1050
2007-08	Gus Johnson, John Andariese, Mike Crispino	ESPN Radio 1050
2008-09	Gus Johnson, John Andariese, Mike Crispino	ESPN Radio 1050
2009-10	Gus Johnson, John Andariese, Mike Crispino	ESPN Radio 1050

When usually I came to visit him at dusk there was nothing to do. He stood in the shack, counting tickets and rubbing his belly. The radio was always on. "Man, have you dug that mad Marty Glickman announcing basketball games – up-to-midcourt-bounce-fake-set-shot, swish, two points. Absolutely the greatest announcer I ever heard." He was reduced to simple pleasures like these.

– From "On The Road" by Jack Kerouac

TELEVISION HISTORY

Season	Announcers	Primary Outlet
1946-47	Jack O'Reilly	WCBS-2
1947-48	Stan Lomax	WJZ-7
1948-49	Don Kellett	WOR-9, WPIX-11
1949-50	Stan Lomax	WABD-5, WPIX-11
1950-51	Curt Gowdy, Don Dunphy	WPIX-11
1951-52 - 1953-54	Bud Palmer	WPIX-11
1954-55 - 1955-56	Bob Wolff, Bud Palmer	WPIX-11
1956-57 - 1957-58	Bob Wolff, Sonny Hertzberg	WPIX-11
1958-59 - 1959-60	Bob Wolff	WPIX-11
1960-61 - 1961-62	No Coverage	
1962-63 - 1963-64	Bob Wolff	WPIX-11
	Marty Glickman	RKO Phonovision (cable)
1964-65 - 1965-66	Bob Wolff	WOR-9
1966-67	Don Criqui	WOR-9
1967-68 - 1968-69	Bob Wolff, Jim Gordon	WOR-9
1969-70	Bob Wolff	WOR-9, Manhattan Cable
	Marty Glickman	Manhattan Cable
1970-71	Bob Wolff, Jim Gordon	WOR-9, Manhattan Cable
1971-72	Bob Wolff, Tommy Byrnes	WOR-9, Manhattan Cable
1972-73 - 1974-75	Bob Wolff, Cal Ramsey	WOR-9, Manhattan Cable
1975-76	Dick Stockton, Cal Ramsey	WOR-9, Manhattan Cable
1976-77 - 1978-79	Andy Musser, Cal Ramsey	WOR-9, Manhattan Cable
1979-80	Marv Albert, Cal Ramsey	WOR-9 (road)
	Andy Musser, Cal Ramsey	Manhattan Cable (home)
1980-81 - 1981-82	Marv Albert, Cal Ramsey	WOR-9 (road)
	Jim Karvellas, Cal Ramsey	MSG Network (home)
1982-83 - 1985-86	Marv Albert, Butch Beard	WOR-9 (road)
	Jim Karvellas, Butch Beard	MSG Network (home)
1986-87 - 1988-89	Marv Albert, John Andariese	WWOR-9, MSG Network
1989-90 - 1996-97	Marv Albert, John Andariese	MSG Network
1997-98	Mike Breen, John Andariese	MSG Network
1998-99 - 1999-2000	Mike Breen, Walt Frazier	MSG Network
2000-01 - 2002-03	Marv Albert, Walt Frazier, Mike Breen	MSG Network
2003-04	Marv Albert, Walt Frazier, Mike Breen, Doug Collins	MSG Network
2004-05	Mike Breen, Walt Frazier	MSG Network
2005-06	Mike Breen, Walt Frazier, Gus Johnson	MSG Network
2006-07	Mike Breen, Walt Frazier, Gus Johnson	MSG Network
2007-08	Mike Breen, Walt Frazier, Gus Johnson	MSG Network
2008-09	Mike Breen, Walt Frazier, Gus Johnson	MSG Network
2009-10	Mike Breen, Walt Frazier, Kenny Albert	MSG Network



George Kalinsky for Madison Square Garden

THE WORLD'S MOST FAMOUS ARENA



MADISON SQUARE GARDEN

The images are endless, burning, unforgettable...Hope and Crosby on Opening Night...Willis Reed out of the tunnel for Game Seven...Pete Stenkowski in triple OT...19 straight points against Milwaukee...Sinatra in The Main Event...Ali and Frazier in The Fight...Ed-die, Ed-die... The Dunk...Patrick Ewing slamdunking the Knicks into the Finals...Mark Messier, Cup in hand, wiping out 54 years of frustration...LJ's four-pointer...The Great One's farewell...The Stones and The Dead and The King and The Pope and Streisand and Carter and Clinton and Bush...

It could all only happen in one place...Not a mere building but a state of mind...The greatest of the great in sports, arts and entertainment, summed up in three words...Madison Square Garden...The World's Most Famous Arena...



1879-1889: 26th Street and Madison Avenue

Beginnings

The current Garden - located between 31st and 33rd Streets and Seventh and Eighth Avenues on Manhattan's West Side - is the fourth building (third site) to be named Madison Square Garden.

Garden I was located at Madison Square: 26th Street and Madison Avenue. It was originally opened in 1874 (at a cost of \$35,000) by the legendary P.T. Barnum as "Barnum's Monster Classical and Geological Hippodrome." However, it was soon renamed "Gilmore's Garden" when the lease was auctioned off to bandmaster Patrick S. Gilmore (the term "Garden" was used often during this period to denote a place of public gathering and entertainment).

The building, which had 28-foot walls without a roof, hosted a varied schedule of social and fraternal meetings, flower shows and commercial exhibitions. When Gilmore's lease expired in 1878, it was picked up briefly by W. M. Tilsen. The following year, William Vanderbilt of the New York Central Railroad assumed control of the facility and officially renamed it "Madison Square Garden" on May 31, 1879. Featuring a sports and entertainment program that stressed such events as boxing and the National Horse Show, Garden I stood until its demolition in 1889.

Garden II was constructed on the site of Garden I, opening on Jun. 16, 1890 at a cost of \$1.5 million. It contained an 8,000-seat main arena, 1,500-seat concert hall, 1,200-seat theatre and the world's largest indoor swimming pool. The Spanish Renaissance-style structure was topped by its most famous feature: a 32-story tower and roof garden atop which stood Augustus Saint-Gauden's gold statue of Diana, Goddess of the Hunt.

Stanford White, the renowned architect who designed Garden II, also figured in its most famous - and infamous - event. On the night of Jun. 25, 1906, White was gunned down in the Garden's rooftop garden by Pittsburgh millionaire Harry Thaw, allegedly in revenge for White's long-standing affair with Thaw's wife, showgirl Evelyn Nesbit. The White-Thaw-Nesbit love triangle was ultimately immortalized in the 1955 film *The Girl in the Red Velvet Swing* - starring Ray Milland as White and Joan Collins as Nesbit - and in the recent best-seller *American Eve* by Paula Uruburu (Riverhead Books, 2008). Nesbit died in obscurity in California at age 81 in 1967.

Garden II hosted a sporting card heavy with boxing, wrestling, six-day bicycle races and horse shows, along with national events such as the 1924 Democratic National Convention, a marathon that lasted through 16 days and 103 ballots. Movie buffs will recall that in Orson Welles' 1941 classic *Citizen Kane*, Charles Foster Kane's acceptance of the 1916 New York gubernatorial nomination takes place at Garden II (although, obviously, it wasn't actually filmed there).

Garden II closed with a boxing card on May 5, 1925, followed by a mournful eulogy by ring announcer Joe Humphreys: "Farewell to thee, o temple of fistiana. Farewell to thee, o sweet Miss Diana...". The New York Life Insurance Building (51 Madison Avenue) occupies the former site of Gardens I and II, while Diana found a new home at the Philadelphia Museum of Art.



1890-1925: 26th St. and Madison Ave.

fatal appendicitis attack on Jan. 6, 1929.



1925-1968: 49th Street and Eighth Avenue

Anyone who ever set foot in the Old Garden remembers its unforgettable atmosphere...the sky-high balcony...the haze from decades of cigarette smoke...the main lobby, a schmoozer's paradise...the marquee...G.O. Cards...the organ (played first by Gladys Goodding, later by Virginia Thomas)...the unmistakable voice of John Condon...the Nedick's and Adam Hats stores that flanked the main entrance...

Sports - especially basketball, hockey, boxing and track - would be the lifeblood of the Old Garden. But it also hosted entertainment extravaganzas ranging from the Ringling Bros. and Barnum & Bailey Circus and the Gene Autry Rodeo to star-studded spectacles like Mike Todd's 1957 anniversary party for his film *Around the World in 80 Days* and President John F. Kennedy's May 19, 1962 birthday party which featured Marilyn Monroe's breathless version of "Happy Birthday." On the screen, the Garden provided the inspiration, and title, for the 1932 Paramount epic *Madison Square Garden*, starring Jack Oakie and ZaSu Pitts, as well as the on-location backdrop for the harrowing final reel of John Frankenheimer's 1962 classic *The Manchurian Candidate*.

The Knicks played their first game at Garden III on Nov. 11, 1946, losing to the Chicago Stags, 78-68, in overtime. In the 22 years the Knicks played on 49th Street, they would record just six sellouts, including the most famous of all - the long-awaited pro debut of Bill Bradley against Detroit before 18,499 fans and a worldwide media contingent on Dec. 9, 1967.

Garden III played host to three NBA All-Star Games: in 1954, 1955 and 1968. And although the Knicks made the NBA Finals three straight years in 1951-52-53, the Old Garden never hosted a Finals game. Due to circus scheduling conflicts, all Finals games in those three seasons were moved to the 69th Regiment Armory on Lexington Avenue. The Garden didn't host an NBA Finals game until 1970, two years after the move to 33rd and Seventh.

The Knicks played their final game at the Old Garden on Feb. 10, 1968, a 115-97 win over Philadelphia. The last event ever was the Westminster Dog Show, over Feb. 12-13, 1968. After the Old Garden was demolished, the site was used for years as a Kinney parking lot. The Worldwide Plaza office/apartment complex, which opened in 1989, now occupies the site.

Garden IV

On Nov. 3, 1960, Garden president Irving Mitchell Felt announced plans for a new Madison Square Garden - Garden IV - to eventually be built at 33rd Street between Seventh and Eighth Avenues, atop Pennsylvania Station.

Prospective sites for a New Garden had been discussed throughout the mid- and late-'50s, especially the area at Columbus Circle which would eventually house the New York Coliseum and, ultimately, the Time Warner Center.

Then the Garden Corporation obtained the coveted "air rights" above Penn Station from the Pennsylvania Railroad in 1961. The Railroad had entertained the idea of selling Penn Station's air rights as far back as 1951, when faced with a \$72 million deficit. In 1955, Railroad president James Symes and famed real estate developer William Zeckendorf signed an agreement to option the Station's air rights for an industrial-commercial "Palace of Progress", with a new, renovated Penn Station below street level. When the project fell through, the Railroad sold the air rights to the Garden Corporation. Above-ground demolition of Penn Station began on Oct. 28, 1963, with new concrete poured starting on May 1, 1964.

The effort was not without its critics, one of whom called the destruction of Penn Station "an act of irresponsible public vandalism." Ultimately, Penn Station's legacy was the New York City Landmarks Preservation Commission, the guiding force behind a series of laws that today protect more than 1,000 individual city landmarks.

Garden IV opened as a glittering sports and entertainment showplace, with its distinctive circular, cable-suspended roof above the 19,000-seat arena, its 5,000-seat Felt Forum, 48-lane Bowling Center, 500-seat cinema, Hall of Fame Club, National Art Museum of Sport, 50,000-square foot Exposition Rotunda and 29-story office building (Two Penn Plaza) attached by a pedestrian mall.



1968- Present: 33rd Street and Eighth Avenue

The first element of the New Garden complex to open its doors was the Bowling Center, on Oct. 30, 1967. On Nov. 26, 1967, the Felt Forum opened with a performance of the Welsh and Scots Guards.

The "New Garden" itself officially opened on Feb. 11, 1968, when Bob Hope and Bing Crosby hosted "The Night of the Century," a star-studded salute to the USO. Three days later - Feb. 14, 1968 - the Knicks played their first game in their new home, a 114-102 victory over the San Diego Rockets in the nightcap of an NBA doubleheader.



Left: Legendary organist Eddie Layton tickled the Garden ivories throughout the 1970s. **Top Middle:** Gone but never forgotten: Garden legends John Condon (right) and Nat "Feets" Broudy. **Top Right:** Remembrance of things past: One of the two original Penn Station eagles that now guard the entrance to 2 Penn Plaza. **Bottom:** Howard Cosell interviews Bill Bradley during the construction of the new Garden.

ODDS N' ENDS

Cost for design and construction of the present Garden was \$43 million.

Garden IV was built by Turner Construction and the Del E. Webb Corporation. The building was designed by Charles Luckman, the fabled entrepreneur and architect who died in 1999. Luckman also designed the Great Western Forum, the Los Angeles Convention Center, CBS Television City, the Prudential Center in Boston and the Johnson Space Center in Houston.

The Garden arena is 425 feet in diameter, 13 stories high, and occupies 820,000-square feet of real estate.

Each of the four entrance/exit towers is over 100 feet high and contains at least 10 escalators.

Seating capacity for Knicks basketball is 19,763. From Feb. 4, 1993 to Nov. 2, 2002, the Knicks compiled a streak of 433 consecutive home sellouts (regular season, plus Playoffs), the fifth-longest sellout streak in NBA history.

The Garden entered the 2010-11 season as the second-oldest arena in the NBA. Only Oakland's Oracle Arena (originally opened in 1966 as the Oakland Coliseum Arena) is older. The Garden and Oracle Arena have both undergone extensive renovations over the last two decades. The 2010-11 campaign will mark the Knicks' 43rd full season (44th season overall) in Garden IV.

The Garden entered the 2009-10 season as the second-oldest arena in the NBA. Only Oakland's Oracle Arena (originally opened in 1966 as the Oakland Coliseum Arena) is older. The Garden and Oracle Arena have both undergone extensive renovations over the last two decades. The 2009-10 campaign will mark the Knicks' 42nd full season (43rd season overall) in Garden IV.

And even though the original Penn Station was demolished nearly a half-century ago, several of its features survive. Sculptor Adolph Weinman's bronze statue of Pennsylvania Railroad President Samuel Rea, which once overlooked the main waiting room of Penn Station, now stands proudly at the Seventh Avenue entrance to Two Penn Plaza. Two of Weinman's 22 concrete eagles, which had adorned the Station's outside perimeter for 53 years, guard Seventh Avenue in front of Two Penn.

THROUGH THE YEARS

A look at the improvements/enhancements at Garden IV over the years:

1972: Garden IV becomes the first New York sports venue to install luxury boxes, formally named "Hall of Fame Lounges." The original deck of 11 luxury suites - each measuring 23x15 feet and accommodating 10 people - is installed above the mezzanine level on the 33rd Street side... Due to the ongoing luxury suite construction, basketball broadcast locations are moved to courtside and directly above center-court exit tunnels. Previously, they had been located in a two-level booth suspended from the roof.

1977: Original end zone scoreboards replaced by new 36-foot long scoreboards in each end zone, and smaller auxiliary boards on the facing of the mezzanine at center court. New boards feature tenth-of-a-second timing capabilities and black-and-white animated matrix boards.

1983: For TV purposes, basketball team benches and scorers' table moved from 31st Street side to 33rd Street side.

1989-91: Over a three-year span, the Garden complex undergoes an extensive renovation program. Initially announced on January 26, 1989, it is a multi-million dollar effort in which...

Each of the original red, orange, yellow, green and blue seats is removed and replaced. Primary color scheme is now purple and teal.


Existing scoreboards are replaced by a new computerized system that features the eight-sided Center Display Board (37 feet wide at the top, 34 feet wide at the bottom), complete with "GardenVision" color replay screens and multi-colored end zone boards, by White Way Company of Chicago. It is the first eight-sided scoreboard in a major U.S. arena. Original Garden sound system is also completely overhauled, including the replacement of the original center-hung "sound cluster" with an entirely new system of speaker clusters affixed to the arena ceiling.

Original Hall of Fame Lounges (luxury boxes) are removed and replaced by a completely new deck of 89 Club Suites that encircles the entire arena, including a double-deck of suites on the 7th Avenue end.

The Paramount, a state-of-the-art, 5,600-seat theatre which quickly becomes a hub of Big Apple live entertainment, is constructed on the former site of the Felt Forum (renamed The Theatre in 1995, the WaMu Theatre in 2007, The Theatre at Madison Square Garden in 2009). Fronting the main entrance is the Garden Walk of Fame, which opens in 1992.

Two major dining facilities - The Club Restaurant and the Play-By-Play sports bar and restaurant - are constructed on the former site of the Bowling Center and the Hall of Fame Club.

Garden exterior completely renovated, including the installations of animated color matrix boards above the Seventh Avenue entrance to Penn Station and the Eighth Avenue facade.



MSG IV construction, 1966

Dramatic upgrades and improvements in virtually all other facets of the Garden, especially concession stands (including all-new Food Courts), locker rooms, press room, box office, Garden Team Store and broadcast facilities.

1995: Knicks and Rangers locker room areas are further renovated and expanded, including increased player/locker space, expanded training and X-ray facilities and individual offices for all coaches.

2000-10: Ongoing improvement program in the new century features "GardenVision" upgraded to HDTV format and continued expansion of locker rooms, coaches offices, arena sound system, video facilities and exterior advertising capability. Also added are fan amenities including an all-new Team Store at Gate 75, the Garden Pub at Gate 70, The Prime Rib at Gate 76, and the Live at the Garden music museum/pub at Gate 66. New courtside Club seating for Knicks basketball was established in 2006. The following year, an entirely new LED and Matrix center scoreboard and side out-of-town boards were installed. The main concourse now boasts a sushi stand and the MSG Collectibles store.

And a New Era Dawns...

Madison Square Garden is currently undergoing a comprehensive, top-to-bottom transformation that will provide a significantly enhanced experience for customers, athletes, entertainers, suite holders and partners. The project is being paid for entirely by Madison Square Garden and will involve over 2.6 million man hours of union labor, the equivalent of at least 1,300 full-time jobs, and will create as many as 3,700 union construction jobs. It will also restore The Garden's world famous ceiling and pay homage to the buildings storied history. The project's architect is Brisbin Brook Beynon, Construction Manager is Turner and Project Manager is JLL.

Extensive research and focus groups were conducted and the feedback was used to develop the plans for the transformation. The transformed Madison Square Garden is expected to attract even more high profile sports and entertainment events, major concerts and awards shows. Some of the many major upgrades will include:

- Beautiful new entrance which nearly doubles in size and features interactive kiosks, retail, climate controlled space, and broadcast area
- Public concourses doubling and tripling in size, some with spectacular city views
- Larger, more comfortable seats
- Improved upper bowl sightlines that put patrons over 17 degrees closer to the action
- Two new one-of-a-kind Bridges that will provide great views of the arena floor and offer a unique perspective for fans



Upper Party Deck



Court & Ice Level Suites

- State-of-the-art lighting, sound and LED video systems in HDTV, and new fiber-optic cabling throughout the building
- Improved dressing rooms, locker rooms, green rooms and production offices
- Additional bathrooms with 50% more dedicated space
- Corporate offerings: 58 Lower Level suites that will be 40% larger and half the distance to the events and include seats in the arena bowl, 20 Event Level Suites that offer a lounge/entertaining atmosphere, and 18 remodeled 9th level suites. There will also be two new club spaces, one at the event level and one at the lower level of the arena.

Below is a timeline for when elements of the transformed Garden are planned to debut:

2011-12 Season:

- Lower Bowl seating area
- Expanded Lower Concourse with city views, enhanced concession stands featuring Coca-Cola products and additional retail locations (some components will gradually come on through the season)
- 20 new Event Level Suites offering a sophisticated atmosphere and the best seats in the house
- New Delta SKY360° Club offering exclusive dining options and views of athletes entering and exiting the locker room area

2012-13 Season:

- Upper Bowl seating area and significantly improved sightlines
- Expanded Upper Concourse with city views, enhanced concession stands featuring Coca-Cola products and additional retail locations (some components will gradually come on through the season)
- 58 new Lower Level Suites that are larger and half the distance to the court/ice with bowl seating
- New all-inclusive Super Club with seating in the arena and exclusive club space available for corporations and individuals looking to entertain at Knicks and Rangers games

2013-14 Season:

- New 7th Avenue Entrance featuring interactive kiosks, retail locations and a broadcast area
- Two spectacular new Bridges that will be suspended above the court/ice for a one-of-a-kind view of the action
- New 10th floor Party Decks offering a selection of new food and beverage options and a unique social gathering space with direct views into the arena bowl
- New state-of-the-art GardenVision center-hung scoreboard
- 18 completely remodeled 9th floor Suites

"New York is not a city. It is a set of cities, dozens of them, divided by caste, class, taste and blood. Most of us are welcome in a few of these cities, barred from others by tradition, or fear, or indifference, or income. But all of us hold safe conduct passes to The Garden. It is a center of experience for the same reason New York is: nothing is out of place there. Walk through a neighborhood of New York and you will find people who would never dream of setting foot in Carnegie Hall, the Empire State Building, the Fillmore East, Sunnyside Gardens, The Four Seasons, or the Bronx Zoo. Madison Square Garden is alien to none of us."

— Jeff Greenfield, 1974



Main Entrance



Upper Concourse

ALL-TIME GARDEN ATTENDANCE

ATTENDANCE INFORMATION

Season	Dates	Total	Average	Sellouts
1946-47	7	82,001	11,714	-
1947-48	12	167,787	13,982	-
1948-49	20	211,284	10,564	-
1949-50	16	186,882	11,680	-
1950-51	18	151,742	8,430	-
1951-52	16	140,746	8,797	-
1952-53	18	195,240	10,847	-
1953-54	19	221,079	11,636	-
1954-55	21	214,125	10,196	-
1955-56	21	246,756	11,750	-
1956-57	23	266,998	11,609	-
1957-58	22	247,632	11,256	1
1958-59	27	317,924	11,775	1
1959-60	30	335,578	11,186	1
1960-61	32	326,895	10,215	1
1961-62	33	265,153	8,035	-
1962-63	34	302,775	8,905	-
1963-64	35	293,704	8,392	-
1964-65	35	322,870	9,225	-
1965-66	34	369,812	10,877	-
1966-67	35	410,057	11,716	-
1967-68	37	534,568	14,448	2
1968-69	37	569,153	15,383	14
1969-70	41	761,226	18,566	26
1970-71	41	763,487	18,622	25
1971-72	41	785,298	19,154	26
1972-73	41	790,031	19,269	31
1973-74	41	784,433	19,133	25
1974-75	41	760,786	18,556	19
1975-76	41	672,745	16,408	7
1976-77	41	644,811	15,727	7
1977-78	41	626,815	15,288	6
1978-79	41	545,715	13,310	3
1979-80	41	508,597	12,405	6
1980-81	41	546,441	13,328	4
1981-82	41	444,189	10,834	-
1982-83	41	438,823	10,703	3
1983-84	41	495,944	12,096	6
1984-85	41	457,317	11,154	-
1985-86	41	592,486	14,451	4
1986-87	41	538,058	13,123	1
1987-88	41	586,752	14,311	8
1988-89	41	746,851	18,216	20
1989-90	41	730,432	17,815	27
1990-91	41	654,962	15,975	8
1991-92	41	731,371	17,838	16
1992-93	41	804,840	19,630	39
1993-94	41	810,283	19,763	41
1994-95	41	810,283	19,763	41
1995-96	41	810,283	19,763	41
1996-97	41	810,283	19,763	41
1997-98	41	810,283	19,763	41
1998-99	25	494,075	19,763	25
1999-00	41	810,283	19,763	41
2000-01	41	810,283	19,763	41
2001-02	41	810,283	19,763	41
2002-03	41	779,479	19,012	17
2003-04	41	785,739	19,164	26
2004-05	41	800,144	19,516	32
2005-06	41	776,176	18,931	24
2006-07	41	771,017	18,805	22
2007-08	41	783,739	19,116	21
2008-09	41	790,801	19,288	23
2009-10	41	799,640	19,503	26
Total	2,247	35,063,099	15,604	881

All-Time NBA Sellout Streaks

Here are the top nine all-time home sellout streaks in NBA history, entering the 2010-11 season:

Team	Streak	Dates of Streak
Portland Trail Blazers	814	Apr. 9, 1977 through Nov. 16, 1995
Boston Celtics	662	Dec. 1980 through May 5, 1995
Chicago Bulls	610	Nov. 20, 1987 through Nov. 3, 2000
Sacramento Kings	497	Oct. 25, 1985 through Nov. 4, 1997
New York Knicks	433	Feb. 4, 1993 through Nov. 2, 2003
Dallas Mavericks	402	Dec. 15, 2001 through present
Phoenix Suns	390	Feb. 3, 1990 through Feb. 7, 1999
Charlotte Hornets	371	Dec. 23, 1988 through Nov. 21, 1997
Sacramento Kings	354	Nov. 26, 1999 through Apr. 18, 2007
Golden State Warriors	311	Feb. 1989 through Apr. 19, 1996

Knicks Home Arena Evolution

1946-47 through 1959-60: Knicks split their home schedule between Garden III (49th St. and 8th Ave.) and the 69th Regiment Armory (25th St. and Lexington Ave.). In their inaugural season of 1946-47, Knicks play just seven home games at MSG...Due to circus conflicts, each of the Knicks' nine home games in the 1951, 1952 and 1953 NBA Finals is played at the Armory (the Garden did not host an NBA Finals game until 1970).

Jan. 16, 1960: Last Knicks game at 69th Regiment Armory (Knicks 132, Cincinnati 106; A-3,000)

1960-61: For the first time, Knicks play their entire home schedule at MSG.

Feb. 10, 1968: Last game at Garden III (Knicks 115, Philadelphia 97; A-18,499)

Feb. 14, 1968: First games at Garden IV (Boston 118, Detroit 96; Knicks 114, San Diego 102; A-17,639)

Feb. 14, 1991: Knicks reach 20-million mark in all-time Garden attendance.

Apr. 10, 1997: Knicks reach 25-million mark in all-time Garden attendance.

Jan. 24, 2004: Knicks reach 30-million mark in all-time Garden attendance.

Garden III Sellouts

Over 22 seasons, the Knicks recorded just six regular season sellouts at the old 49th St. Garden. Here's the breakdown:

Date	Attendance	Notes
Feb. 10, 1968	18,499	Final game at Old Garden (vs. Philadelphia)
Dec. 9, 1967	18,499	Bill Bradley's pro debut (vs. Detroit)
Nov. 11, 1960	18,449	Knicks vs. Syracuse; Boston vs. Cincinnati (Russell vs. Robertson)
Feb. 23, 1960	18,496	Knicks vs. Minneapolis (Baylor); Boston vs. Philadelphia (Russell vs. Wilt)
Feb. 3, 1959	18,496	Knicks vs. Syracuse; Boston vs. St. Louis ('57, '58 Finals rematch)
Dec. 27, 1957	18,225	Knicks vs. Detroit; Boston vs. Philadelphia

Lowest Crowds at 49th St. Garden


- 1,300 – Feb 4, 1961 vs. St. Louis (snowstorm)
- 1,701 – March 22, 1966 vs. St. Louis
- 2,636 – Feb 7, 1967 vs. Los Angeles
- 2,976 – March 1, 1960 vs. Syracuse
- 3,215 – Dec 2, 1951 vs. Philadelphia
- 3,585 – Dec 31, 1963 vs. San Francisco

Lowest Crowds at 33rd St. Garden

- 6,514 – Jan 25, 1983 vs. Cleveland
- 6,917 – April 15, 1982 vs. Chicago
- 7,179 – April 1, 1982 vs. Cleveland



KNICKS CITY DANCERS™



2010-11

KEEPING THE RHYTHM OF NEW YORK

The Knicks City Dancers are celebrating their 20th year in the Garden spotlight. The KCD captivate audiences with their electrifying combination of athletic routines, unparalleled talent and classic style. In the 2010-11 season, the KCD will continue to enhance the Knicks experience for fans through world-class dance that reflects the energy and diversity of New York. Coached by former member, Danielle Mimnaugh, the KCD have worked with famed choreographers in the entertainment industry such as Gil Duldulao, Shane Sparks, Laurie Ann Gibson, Cicely and Olisa of NuStylz and Dan Karaty.

Off the court, the Knicks City Dancers have appeared on a variety of television programs, including *The Colbert Report*, *Live with Regis and Kelly*, *The Wendy Williams Show*, *The Late Show with David Letterman*, *Good Morning America*, *MTV's TRL* and *Sex and the City*. The KCD also have made high-profile appearances at annual New York events such as the ING New York City Marathon, the Puerto Rican Day Parade, Dominican Day Parade and the Columbus Day Parade. On a worldwide scale, the KCD appeared in Milan this past June for the Adidas Adi5 Tournament and have also recently traveled to Mumbai, Taiwan, Paris, Shanghai and Beijing. As goodwill ambassadors for the Knicks, the Knicks City Dancers participate in a variety of charitable causes around New York, but their main focus is helping kids in crisis through the Garden of Dreams Foundation.

The Knicks City Dancers are Keeping the Rhythm of New York. They are solemnly sworn to serve and faithfully preserve, defend and safeguard the rhythm, so that it forever electrifies the avenues and streets of New York City.

The Knicks City Dancers would like to thank: Bumble and bumble Salon, MAC Cosmetics, Derek Blanks Photography, David Dalrymple for Patricia Field's, Capezio, Acrobatic, US Tournament of Dance and Clear Talent Group.



FOR MORE INFORMATION,
NYKNICKSCITYDANCERS.COM
212.465.4450



The members of the 7th Ave. Squad are true, die-hard Knicks fans. This crazy group lives for every home Knicks game at Madison Square Garden. They love to cheer, dance and have fun to create electric energy and deafening noise to give their Knicks the home court advantage. You can catch this crazy group at every home Knicks game also launching t-shirts into the crowd, honoring lucky fans or their favorite section of the game, and bringing energy to on court contests. The 7th Ave Squad is presented by IT'SUGAR, the official candy of Madison Square Garden.



The Knicks City Kids are the kids of New York. An embodiment of vibrancy and spirit, they are known for their youthful vignettes that act as a magical portal, enticing fans to follow them into a different world — a childhood fantasy come alive. Their sheer joy for play, for camaraderie, for fun, reminds us that if we watch a game through a child's eyes, we will leave with a smile on our face.

The KCK are the original NBA kids dance team, celebrating their 12th year performing on the hardwood floor of Madison Square Garden. This gifted group of seven to 14 year olds promises their best, most fantastical performances ever during the 2010-11 season at weekend and holiday games.



The Knicks Acrobatic Tumblers are Keeping the Energy of New York. They jolt the crowd with excitement and amazement, connecting us as New Yorkers and as Knicks fans. Like the City, they are graceful and electric as they turn energy into art. With incredible athleticism combined with trampoline dunks and moon boots, the Knicks Acrobatic Tumblers soar across the court, turning each of us into a spark, an individual piece of the City's energy, knowing together we have the power to accomplish amazing feats.

FOR MORE INFORMATION,
NYKNICKS.COM - 212.465.4450

NEW YORK LIBERTY

2010-11 KNICKS SEATING CHART

THE WORLD'S MOST FAMOUS ARENA

THE WORLD'S MOST FAMOUS ARENA

On Oct. 30, 1996, New York was selected as one of eight charter members of the Women's Basketball Association (WNBA). Within four months, Carol Blazejowski, a member of the Naismith Basketball Hall of Fame, was named Vice President and General Manager for the New York franchise. Rebecca Lobo and Teresa Weatherspoon joined as the team's first players and the franchise name and logo were introduced.

The Liberty's and WNBA's first game was played on Jun. 21, 1997 in Los Angeles. Led by Head Coach Nancy Darsch, the Liberty defeated the L.A. Sparks, 67-57, before a crowd of 14,284 at the Great Western Forum. On Jun. 29, 1997, in front of a crowd of 17,780, the Liberty scored their first win at home, defeating Phoenix, 65-57.

The 2010 season marked the 14th Season for the Liberty and the WNBA. The New York Liberty have become synonymous with summertime excitement, electricity and excellence.

The Liberty have posted an all-time franchise record of 245-213 (.535), a record of 150-79 (.655) in front of the greatest fans in New York City and have qualified for the WNBA Playoffs in 10 of their 14 seasons.

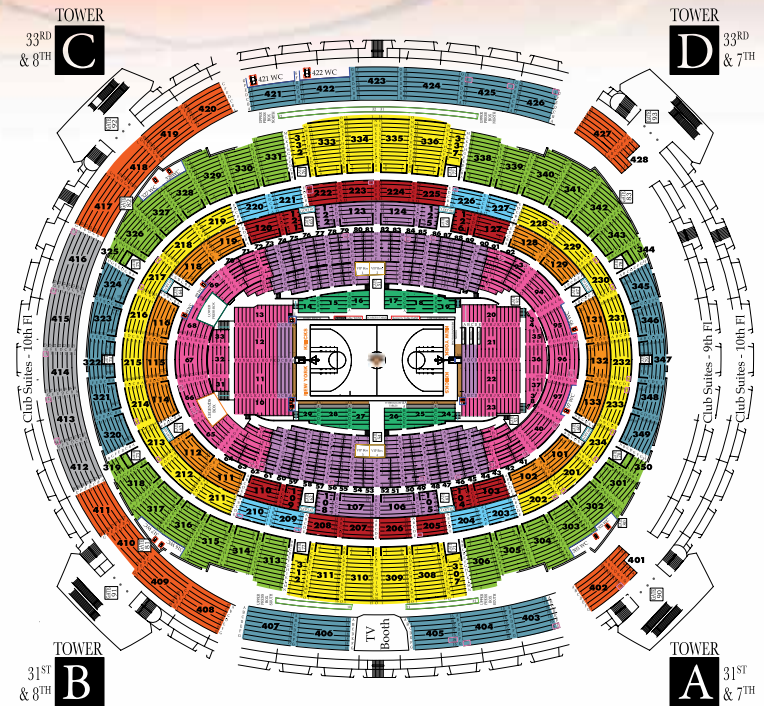
The team has finished first or second in the Eastern Conference seven times, and reached the WNBA Finals four times.

Year-By-Year Results

Season	Head Coach	Conference Finish	Regular Season			Playoffs		
			W	L	Pct.	W	L	Pct.
1997	Nancy Darsch	2nd/Eastern	17	11	.607	1	1	.500
1998	Nancy Darsch	3rd/Eastern	18	12	.600	-	-	—
1999	Richie Adubato	1st/Eastern	18	14	.563	3	3	.500
2000	Richie Adubato	1st/Eastern	20	12	.625	4	3	.571
2001	Richie Adubato	2nd/Eastern	21	11	.656	3	3	.500
2002	Richie Adubato	1st/Eastern	18	14	.563	4	4	.500
2003	Richie Adubato	6th/Eastern	16	18	.471	-	-	—
2004	Richie Adubato, 7-9 Pat Coyle, 11-7	2nd/Eastern	18	16	.529	2	3	.400
2005	Pat Coyle	3rd/Eastern	18	16	.529	0	2	.000
2006	Pat Coyle	5th/Eastern	11	23	.324	-	-	—
2007	Pat Coyle	4th/Eastern	16	18	.471	1	2	.333
2008	Pat Coyle	3rd/Eastern	19	15	.559	3	3	.500
2009	Pat Coyle, 6-11 Anne Donovan, 7-10	7th/Eastern	13	21	.382	-	-	—
2010	Anne Donovan	2nd/Eastern	22	12	.647	2	3	.400
Totals			245	213	.535	23	27	.460

All-Time Leading Scorers

Player	Games	Points	Avg
1. Vickie Johnson	282	3,246	11.5
2. Becky Hammon	227	2,367	10.4
3. Crystal Robinson	216	2,301	10.7
4. Shameka Christon	197	2,295	11.6
5. Tari Phillips	141	1,739	12.3
6. Janel McCarville	129	1,448	11.2
7. Tamika Whitmore	156	1,394	8.9
8. Cathrine Kraayeveld	153	1,366	8.9
9. Teresa Weatherspoon	220	1,247	5.7
10. Sophia Witherspoon	90	1,091	12.1



SEASON SUB

\$3000	\$2500	\$1900	\$900	\$330	\$240
\$110	\$95	\$87	\$80	\$74	\$56
\$40	\$30	\$25	\$10		
\$750	= LEGENDS Night				

KEY

UPPER PRESS BOX NORTH/SOUTH	AISLE TRANSFERS	LEGENDS Night
LOWER PRESS BOX	SCORER'S TABLE EAST & WEST	VIP BOXES
WHEEL CHAIR	LOFTS	



Madison Square Garden has the following available for people with disabilities: Wheelchair, Designated Aisle Transfer and Companion Seats; Accessible Restrooms and Assistive Listening Devices. Please call Ticketmaster, visit the Garden Box Office or contact the MSG Disabled Services Department at (212) 465-6034. Accessible seats are available for Knicks Season Subscriptions.

FACES IN THE CROWD

FACES IN THE CROWD

THE WORLD'S MOST FAMOUS ARENA

THE WORLD'S MOST FAMOUS ARENA



MADISON SQUARE GARDEN TRAINING CENTER

With today's professional athletes having to compete at a higher level than ever before, the New York Knicks, along with the NHL's Rangers and WNBA's Liberty started to train year-round in the state-of-the-art Madison Square Garden Training Center in Greenburgh, NY in September of 2002. This facility is another proactive element of the organizations' continuing commitment towards supplying Madison Square Garden sports fans with the most competitive teams in their respective leagues.



MSG Photos

Madison Square Garden Training Center offers the Knicks, Rangers and Liberty the opportunity to utilize the best equipment, the best training regimen, the best diets, the best environment – to elevate their performances when they open their respective schedules in the NBA, NHL and WNBA. The 105,000 square foot facility, set on 16 acres of private land in Westchester County, is equipped with well-appointed private areas and office space, exercise rooms with dedicated equipment for each team, the latest technology and first-class amenities.

The facility features two basketball courts and one NHL regulation-sized hockey rink. Each team's area within Madison Square Garden Training Center includes:



MSG Photos

MADISON SQUARE GARDEN TRAINING CENTER

- 1,800 square foot complete cardiovascular and weight room
- Steam rooms, whirlpool and cold plunge
- Players' lounges with leather sofas, lounge chairs, 42" High Definition Television, pool and ping pong tables and refreshment center.
- Gated parking lots located adjacent to a private entrance into the players' lounge.
- Tiered classrooms with high-back theater style seating
- State of the art video editing rooms
- Coaches' lounge/offices



MSG Photos



MSG Photos

The training center also features amenities to be shared by all teams, including a Hydro Worx 1000 aquatic therapy pool, a dining room with seating for 40 people and auxiliary locker rooms which can be utilized for visiting teams in need of additional practice time during their stay in New York.


Media accommodations include dedicated media rooms with workstations, pre-wired for phone and internet access, an interview room for one-on-one or small group interviews, as well as cabled locations for remote broadcast. The basketball courts and hockey rink are all equipped with dedicated seating for attending media.

INDEX

Topic	pages	Topic	pages
All-Star Game Participants.....	200	Houston Rockets	121
All-Star Weekend Participants.....	201	Houston, Allan	20, 240
Atkinson, Kenny	15	Index	328
Atlanta Hawks	112	Indiana Pacers.....	122
Attendance, 2009-10	99	Individual High Games, 2009-10	94
Attendance, All-Time	318	Individual Highs, 2009-10.....	95
Attendance, Information, All-Time.....	319	Individual Highs, All-Time	170
Award Winners, 2009-10.....	109	Individual Highs, Opponent, All-Time....	171
Award Winners, All-Time	196-197	Individual Leaders, 2009-10	110
Azubuike, Kelenna	40-41	Individual Miscellaneous Statistics, 2009-10	98
Biggest Comebacks, Playoffs.....	299	Individual Players Streaks, All-Time	180
Boston Celtics.....	113	Individual Records at Present MSG, All-Time	172
Brittenham, Greg.....	16	Key Dates.....	107
Callahan, Dr. Lisa.....	18	Knickerbockers Story	144-147
Chandler, Wilson	42-45, 218	Knicks City Dancers	320
Charlotte Bobcats	114	Knicks City Kids.....	321
Chicago Bulls	115	Logo Art	149
Chronology of Team Changes, 2009-10	102-103	Los Angeles Clippers.....	123
Cleveland Cavaliers	116	Los Angeles Lakers	124
Coaching Records, All-Time	155	Madison Square Garden.....	314-317
Coaching Records, Playoffs.....	295	Manpower Games Lost.....	187
Comebacks & Leads Lost, All-Time.....	180	Martinez, Mike	17
Comebacks/Leads Lost, Playoffs.....	298	Mason, Jr., Roger.....	60-61
Community Relations	32-37	Media Information.....	304-305
Court Dimensions.....	141	Memphis Grizzlies	125
Curry, Eddy.....	46-49, 222	Miami Heat	126
Dallas Mavericks	117	Milwaukee Bucks.....	127
D'Antoni, Dan	14	Minnesota Timberwolves.....	128
D'Antoni, Mike	10-11	Month-By-Month Records.....	182
Date Book	152-153	Mozgov, Timofey.....	78
Denver Nuggets	118	MSG Network	308-309
Detroit Pistons	119	MSG Training Center	326-327
Dolan, James L.	4	Multiple Overtime Games.....	175
Douglas, Toney.....	50-51, 224	Naismith Memorial Basketball Hall of Fame	198-199
Ewing, Jr., Patrick	79	NBA Development League Directory.....	106
Faces In The Crowd	324-325	NBA Directory.....	106
Famous Firsts & Lasts.....	188	NBA Draft History - Top Five Picks. 192-193	
Felton, Raymond	52-53	NBA Draft, 2010.....	111
Fields, Landry.....	54-55	NBA Expansion Drafts.....	185
Final Standings, 2009-10	107	NBA Finals Teams.....	294
Final Statistics, 2009-10	84	NBA Playoffs, 2010.....	108
Foreign-Born Players.....	188	New Jersey Nets	129
Forty-Point Club	173	New Orleans Hornets	130
Four-Point Plays	184	New York Liberty.....	322
Franchise Leaders, All-Time	163	Number of Players Used	187
Franchise Leaders, Playoffs.....	296	Numerical Roster	194-195
Franchise Scoring, All-Time.....	162	Offensive/Defensive Team Statistics, Playoffs.....	300
Front Office & Coaching Staff	154	Oklahoma City Thunder	131
Gallinari, Danilo	56-59, 233	Olympic Team Participants.....	201
Game Sevens.....	293	O'Neil, Scott.....	8
Game-By-Game, 2009-10	92-93	Opening Night Lineups	191
Goenaga, Anthony	19	Orlando Magic.....	132
Golden State Warriors.....	120	Philadelphia 76ers.....	133
Grunwald, Glen.....	9	Phoenix Suns	134
Hancock, Dave.....	18	Portland Trail Blazers	135
Harding, Matt	16	Postponed Games	185
Highest/Lowest Combined Scoring Games.....	174	Public Relations Department	306-307
Highest/Lowest Scoring Games.....	174	Radio History.....	310
Hinds, Roger	19		
Home & Season Openers	190		

WHY I FIGHT PANCREATIC CANCER

My son, Danny Aiello III



Actor Danny Aiello

In movies I've played the tough guy. But my son Danny, a stunt coordinator, was the real tough guy. Yet even he couldn't beat pancreatic cancer.

That's why I support The Lustgarten Foundation. It is dedicated to finding a cure for this deadly disease. And Cablevision's support ensures that 100% of every donation you make goes directly to pancreatic cancer research.

Research is Hope. And Hope Never Quits. Join the fight. Visit curePC.org.

