



РЕПУБЛИКА МАКЕДОНИЈА  
ДРЖАВЕН ЗАВОД ЗА СТАТИСТИКА  
REPUBLIC OF MACEDONIA  
STATE STATISTICAL OFFICE




**ПОПИС НА НАСЕЛЕНИЕТО,  
ДОМАЌИНСТВОТА И СТАНОВИТЕ  
ВО РЕПУБЛИКА МАКЕДОНИЈА, 2002**

**ДЕФИНИТИВНИ ПОДАТОЦИ**

**CENSUS OF POPULATION,  
HOUSEHOLDS AND DWELLINGS  
IN THE REPUBLIC OF MACEDONIA, 2002**

**FINAL DATA**



**КНИГА I BOOK I**

**ВКУПНО НАСЕЛЕНИЕ, ДОМАЌИНСТВА И СТАНОВИ**

**ВКУПНО НАСЕЛЕНИЕ СПОРЕД ПРИЧИНИТЕ ЗА ПРИСУТНОСТ - ОТСУТНОСТ,  
ВОЗРАСТА, ПОЛОТ И ИЗЈАСНУВАЊЕТО ЗА НАЦИОНАЛНАТА ПРИПАДНОСТ**

**TOTAL POPULATION, HOUSEHOLDS AND DWELLINGS**

**TOTAL POPULATION ACCORDING TO REASONS OF PRESENCE - ABSENCE,  
AGE, SEX AND ETHNIC AFFILIATION**



PRI KORI STEWE NA PODATOCI TE DA SE NAVEDA I ZVOROT:  
POPI S NA NASELENI ETO, DOMA] I NSTVATA I STANOVI TE  
VO REPUBLI KA MAKEDONI JA, 2002 - KNI GA I  
WHEN USING DATA CONTAINED HERE, PLEASE CITE THE  
SOURCE AS FOLLOWS:  
CENSUS OF POPULATION, HOUSEHOLDS AND DWELLINGS  
IN THE REPUBLIC OF MACEDONIA, 2002 - BOOK I

**I zdava-:**

DR@AVEN ZAVOD ZA STATI STI KA, "Dame Gruev" - 4, Skopje

**Publisher:**

THE STATE STATISTICAL OFFICE, "Dame Gruev" - 4, Skopje

**Odgovara**

m-r Don-o Gerasimovski , di rektor

**For the publisher:**

M.Sc. Donco Gerasimovski, Director

**Broj na strani ci : 385**

**Number of pages: 385**

Pe~ateno vo Pe~atni cata na SI u` bata za op{ ti i zaedni ~ki raboti  
pri VI adata na Republ i ka Makedoni ja

**Printed** in Printing House at General Administration Services at the Government  
of the Republic of Macedonia

Ti ra` : 500 pri meroci

**Number of copies printed: 500**

## P R E D G O V O R

Popi sot na nasel eni eto, doma}i nstvata i stanovi te vo Republ i ka Makedoni ja be{ e sproveden vo peri odot od 1 do 15 noemvri 2002 godi na. Podatoci te vo popi sni te obrasci se zapi { ani so sostojba na den 31 oktombri 2002 godi na vo 24 -asot, odnosno na pol no} pome|u 31 oktombri i 1 noemvri 2002 godi na.

Popi sot be{ e sproveden vrz osnova na Zakonot za Popi sot na nasel eni eto, doma}i nstvata i stanovi te vo Republ i ka Makedoni ja, 2001 godi na ("SI u` ben vesni k na Republ i ka Makedoni ja", br. 16/2001 i i zmeni te i dopol nuvawata na ovoj Zakon objaveni vo "SI u` ben vesni k na Republ i ka Makedoni ja", br. 37/2001, 70/2001 i 43/2002 godi na).

Metodol ogi jata, def i ni ci i te i kl asi f i kaci i te vo ovoj Popi s se cel osno usogl aseni so Zakonot za Popi s i so preporaki te za popi si te na nasel eni eto i stanovi te koi se podgotveni od strana na Obedi neti te naci i i Stati sti -kata sl u` ba na Evropskata uni ja - EUROSTAT. So ova e obezbedena i me|unarodna sporedl i vost na podatoci te od Popi sot.

Prvi te def i ni ti vni rezul tati od Popi sot na nasel eni eto, doma}i nstvata i stanovi te, 2002 godi na, Dr` avni ot zavod za stati sti ka gi objavi na 1 dekembri , 2003 godi na. Vo sogl asnost so Zakonot za Popi s, Dr` avni ot zavod za stati sti ka e obvrzan do krajot na juni 2004 godi na da gi objavi si te pl ani rani 12 publ i kaci i od Popi sot, 2002 godi na.

Ova e prvata publ i kaci ja (Kni ga I, Popi s 2002) vo koja se so dr` ani { est tabel i so podatoci za vkupnoto nasel eni e na Republ i ka Makedoni ja, spored broj nata sostojba, pri -i ni te za pri sutnost-otsutnost, pol ovata, starosnata i etni -kata struktura. I skl u-ok e samo prvata tabel a vo koja, pokraj podatoci te za brojot na vkupnoto nasel eni e, se so dr` ani i podatoci za vkupni ot broj na doma}i nstva (i ndi vi dual ni i kol ekti vni ) i za vkupni ot broj na stanovi ( ` i veal i { ta). Podatoci te vo si te { est tabel i se pri ka` ani na ni vo na op{ ti ni , vo sogl asnost so va` e-kata teri tori jal na podel ba na Republ i ka Makedoni ja.

O-ekuvame deka so podatoci te so dr` ani vo ova a publ i kaci ja i vo publ i kaci i te koi sl edat, }e bi dat zadovol eni najgol em del od potrebi te na kori sni ci te na na{ i te podatoci . Sekako, za sekoj kori sni k koj }e i ma potreba od drugi podatoci od Popi sot, a koi ne se vkl u-eni vo pl ani rani te publ i kaci i , Dr` avni ot zavod za stati sti ka }e gi napravi si te potrebni obrabotki i ovi e barawa da bi dat zadovol eni .

Di rektor,  
m-r Don-o Gerasi movski

## P R E F A C E

The Census of Population, Households and Dwellings was carried out from the 1<sup>st</sup> to the 15<sup>th</sup> of November 2002. The data in the Census forms have been written according to the situation as of 31<sup>st</sup> October 2002 at 24:00 hrs, namely at midnight between 31<sup>st</sup> of October and 1<sup>st</sup> of November 2002.

The Census was carried out according to the Law on Census of Population, Households and Dwellings in the Republic of Macedonia, 2001 ("Official Gazette of the Republic of Macedonia" No 16/2001 and changes and supplements to this Law published in the "Official Gazette of the Republic of Macedonia" No 37/2001, 70/2001 and 43/2002).

The methodology, definitions and classifications for this Census are completely harmonized with the Law on Census and the Recommendations for censuses on Population, Households and Dwellings prepared by the United Nations and the Statistical Service of the European Union - EUROSTAT. This ensures the international comparison of the Census data.

The State Statistical Office has announced the first final results of the Census on Population, Households and Dwellings 2002, on 1<sup>st</sup> of December 2003. According to the Census Law, the State Statistical Office is obligated till the end of June 2004, to publish all 12 planned publications for the Census, 2002.

This is the first publication (Book I, Census 2002) which contains six tables with data for the total population of the Republic of Macedonia, according to the size, the reasons for presence-absence, and the sex, age and ethnic structure. The exclusion is only the first table, where, besides of the data for the total population, the data for the number of households (individual and institutional) and number of dwellings (living quarters) are contained. The data in all six tables are on the level of municipality, according to the existing territorial distribution of the Republic of Macedonia.

We expect that, data contained in this publication and in the publications which followed, will satisfy the most of the users needs for our data. Certainly, for each user who will want another data from the Census, that are not included in the designed publications, the State Statistical Office will make all necessary data processing for satisfaction of these requests.

Director,  
M.Sc. Donco Gerasimovski

## S O D R @ I N A

Predgovor .....	3
Metodološki objašnjenja .....	7
Tabela 1: Vкупно naselени е, домаќинства и станови во Република Македонија .....	17
Tabela 2: Пописани лица според причините за присутност-отсутност - Вкупно .....	20
Tabela 2a: Пописани лица според причините за присутност-отсутност - Вкупно (структура) .....	38
Tabela 2b: Пописани лица според причините за присутност-отсутност - Вкупно (структура) .....	56
Tabela 3: Вкупно население на Република Македонија според петгодишни групи на возраст, по пол .....	76
Tabela 4: Вкупно население на Република Македонија според позначајните групи на возраст, по пол .....	139
Tabela 5: Вкупно население на Република Македонија според изјавувачето за национална припадност, по општини .....	176
Tabela 5a: Вкупно население на Република Македонија според изјавувачето за национална припадност, по општини (структура) .....	185
Tabela 6: Пописани лица според изјавувачето за национална припадност и причините за присутност-отсутност, по пол .....	194

## C O N T E N T

Preface .....	4
Methodological explanation .....	12
Table 1: Total population, households and dwellings in the Republic of Macedonia .....	17
Table 2: Enumerated persons according to the reasons of presence-absence - Total .....	20
Table 2a: Enumerated persons according to the reasons of presence-absence - Total (structure) .....	38
Table 2b: Enumerated persons according to the reasons of presence-absence - Total (structure) .....	56
Table 3: Total population of the Republic of Macedonia according to five-years age groups, by sex .....	76
Table 4: Total population of the Republic of Macedonia by most important age groups, by sex .....	139
Table 5: Total population of Republic of Macedonia according ethnic affiliation, by municipalities .....	176
Table 5a: Total population of Republic of Macedonia according ethnic affiliation, by municipalities (structure) .....	185
Table 6: Enumerated persons according to the declaration by ethnic affiliation and reasons for presence-absence, by sex .....	194

**ОПШТИНИТЕ ВО РЕПУБЛИКА МАКЕДОНИЈА**  
**MUNICIPALITIES IN THE REPUBLIC OF MACEDONIA**

M1

- |   |                                  |
|---|----------------------------------|
| 1. Берово / Berovo                      | 59. Житоше / Zhitose             |
| 2. Пехчево / Pechevo                    | 60. Неготино / Negotino          |
| 3. Битола / Bitola                      | 61. Демир Капија / Demir Kapija  |
| 4. Бистрица / Bistrica                  | 62. Охрид / Ohrid                |
| 5. Новоци / Novaci                      | 63. Белишtica / Belištica        |
| 6. Бач / Bač                            | 64. Косел / Kosel                |
| 7. Старица / Staravina                  | 65. Месинџа / Mešinci            |
| 8. Могла / Mogla                        | 66. Прилеп / Prilep              |
| 9. Кукуреници / Kukurenci               | 67. Долина / Dolina              |
| 10. Цапари / Capani                     | 68. Топопчани / Topolčani        |
| 11. Добрушево / Dobruševo               | 69. Кривопаланка / Krivopalanica |
| 12. Македонски Брод / Македонски Брод / | 70. Витонџа / Vitonja            |
| 13. Савсково / Sopskovo                 | 71. Пробштип / Probštip          |
| 14. Пласница / Plasnica                 | 72. Зеленово / Zelenovo          |
| 15. Валандово / Valandovo               | 73. Радовиш / Radoviš            |
| 16. Велеш / Veles                       | 74. Коиче / Koiche               |
| 17. Блатец / Blatec                     | 75. Подарци / Podareci           |
| 18. Гевгелија / Gevgelija               | 76. Ресен / Resen                |
| 19. Мираци / Miraci                     | 77. Свети Николе / Sveti Nikole  |
| 20. Богданци / Bogdanci                 | 78. Лозово / Lозovo              |
| 21. Стар Дојран / Star Dojran           | 79. Струмица / Strumica          |
| 22. Гостивар / Gostivar                 | 80. Ново Село / Novo Selo        |
| 23. Неготино - Полошко /                | 81. Василево / Vasilevo          |
| Неготино - Pološko                      | 82. Босилово / Bosilovo          |
| 24. Вранџиште / Vranještice             | 83. Кукли / Kukli                |
| 25. Ропуша / Ropuša                     | 84. Муртино / Murтино            |
| 26. Магоров Ангол /                     | 85. Струга / Struga              |
| Магоров Ангол /                         | 86. Луково / Lukovo              |
| Магоров Ангол /                         | 87. Деловоци / Delovoci          |
| Магоров Ангол /                         | 88. Лабунџа / Labunja            |
| Магоров Ангол /                         | 89. Велеш / Veles                |
| Магоров Ангол /                         | 90. Велешани / Velesanci         |
| Магоров Ангол /                         | 91. Телеш / Telesh               |
| Магоров Ангол /                         | 92. Црнџиште / Crnčice           |
| Магоров Ангол /                         | 93. Тевче / Tevče                |
| Магоров Ангол /                         | 94. Брвеница / Brvenica          |
| Магоров Ангол /                         | 95. Каменица / Kamenci           |
| Магоров Ангол /                         | 96. Боровоци / Borovoci          |
| Магоров Ангол /                         | 97. Шелковци / Shelkoviči        |
| Магоров Ангол /                         | 98. Желево / Želevo              |
| Магоров Ангол /                         | 99. Јегуновци / Jegunovci        |
| Магоров Ангол /                         | 100. Вратница / Vratnica         |
| Магоров Ангол /                         | 101. Велес / Veles               |
| Магоров Ангол /                         | 102. Богомил / Bogomil           |
| Магоров Ангол /                         | 103. Градско / Gradsko           |
| Магоров Ангол /                         | 104. Чашка / Čaška               |
| Магоров Ангол /                         | 105. Извор / Izvor               |
| Магоров Ангол /                         | 106. Штип / Štip                 |
| Магоров Ангол /                         | 107. Карбунџи / Karbinci         |
| Магоров Ангол /                         | 108. Арачиново / Aracinovo       |
| Магоров Ангол /                         | 109. Студеничани / Studenci      |
| Магоров Ангол /                         | 110. Зелениково / Zelenikovo     |
| Магоров Ангол /                         | 111. Петровец / Petrovec         |
| Магоров Ангол /                         | 112. Илинџи / Ilinčici           |
| Магоров Ангол /                         | 113. Сокопште / Sokopštice       |
| Магоров Ангол /                         | 114. Сарај / Saraj               |
| Магоров Ангол /                         | 115. Кондрово / Kondrovo         |
| Магоров Ангол /                         | 116. Чучер - Сандevo /           |
| Магоров Ангол /                         | Чучер - Sandevo                  |
| Магоров Ангол /                         | 117. Газе Баба / Gazi Baba       |
| Магоров Ангол /                         | 118. Горче Петров / Gorče Petrov |
| Магоров Ангол /                         | 119. Карпош / Karpoš             |
| Магоров Ангол /                         | 120. Кисела Вода / Kiselata Voda |
| Магоров Ангол /                         | 121. Центар / Centar             |
| Магоров Ангол /                         | 122. Чаир / Čair                 |
| Магоров Ангол /                         | 123. Шуто Оризари / Šuto Orižari |



Извор: Државен завод за статистика / Source: State Statistical Office



## METODOLO[ KI OBJASNUVAWA

### 1. Peri od na sproveduvawe na Popi sot

Popi sot na nasel eni eto, doma}i nstvata i stanovi te vo Republ i ka Makedoni ja e sproveden vo peri odot od 1 do 15 noemvri 2002 godi na. Podatoci te vo popi sni te obrasci se zapi { ani spored sostojbata na 31 oktombri 2002 godi na vo 24 -asot, odnosno na pol no} pomeju 31 oktombri i 1 noemvri 2002 godi na. Ovoj vremenski presek vo stati sti kata se narekuva "kri ti -en moment na Popi sot".

### 2. Metod na popi { uvawe

Popi sot e i zvr{ en po pat na i intervju od strana na obu-eni ovl asteni l i ca (popi { uva-i ) so zapi { uvawe na podatoci te vo pe-ateni obrasci .

Osnovni popi sni obrasci kori steni vo Popi sot se:

**- Popi sni ca (Obrazec P-1)**

za sekoe popi { ano l i ce - edi ni ca na Popi s;

**- Pra{ al ni k za doma}i nstvo i stan (Obrazec P-2)**

za sekoe popi { ano doma}i nstvo i stan - edi ni ca na Popi s;

**- Kontrol ni k (Obrazec P-4)**

za evi denti rawe na si te popi { ani edi ni ci .

### 3. Edi ni ci opf ateni so Popi sot

So Popi sot na nasel eni eto, doma}i nstvata i stanovi te, 2002 se opf ateni sl edni te edi ni ci :

**- Li ca:**

1. Li cata koi i maat mesto na voobi -aeno ` i veewe vo Republ i ka Makedoni ja, bez ogl ed dal i vo momentot na Popi sot se nao|aat vo mestoto na ` i veewe i l i vo drugo mesto vo Republ i ka Makedoni ja;

2. Stranci te koi i maat odobreni e za prestoj vo Republ i ka Makedoni ja i se pri vremeno pri sutni vo Republ i ka Makedoni ja najmal ku 12 meseci (edna godi na), no so mesto na voobi -aeno ` i veewe nadvor od Republ i ka Makedoni ja;

3. Li cata koi i maat mesto na voobi -aeno ` i veewe vo Republ i ka Makedoni ja, a vo vremeto na Popi sot, no najdol go do 12 meseci (edna godi na) pred negovoto sproveduvawe, se nao|aat na rabota vo stranstvo, kako i -l enovi te na ni vni te doma}i nstva;

4. Li cata koi i maat mesto na voobi -aeno` i veewe vo Republ i ka Makedoni ja, a koi vo vremeto na Popi sot se na rabota vo di pl omatsko-konzul arni te pretstavni { tva na Republ i ka Makedoni ja vo stranstvo, Obedi neti te naci i i nejzi ni te organi zaci i , pretstavni { tvata i l i pretstavni ci na Stopanskata komora vo stranstvo, del ovni edi ni ci vo stranstvo, voeni pretstavni ci na Armijata na Republ i ka Makedoni ja vo stranstvo i gra|ani te koi se anga` i rani vrz osnova na me|unardna, tehni -ka i druga sorabotka, { kol uvawe, kako i -l enovi te na doma}i nstvata koi so navedeni te l i ca pri vremeno prestopjuvat vo stranstvo;

5. Li cata koi i maat mesto na voobi -aeno` i veewe vo Republ i ka Makedoni ja, a koi ne gi poseduvaat dokumenti te od -l en 39 to-ka 1 od Zakonot za Popi s, dokol ku gi prezenti raat dokumenti te utvrdeni vo -l en 39 to-ka 3 od Zakonot za Popi s;

6. Stranci te so priznat status na begal ec koi vo vremeto na Popi sot se vo Republ i ka Makedoni ja;

7. Stranci te so priznat status na pri vremena humani tarna za{ ti ta koi vo vremeto na Popi sot se vo Republ i ka Makedoni ja i

8. Drugi te l i ca koi vo vremeto na Popi sot se na teri tori jata na Republ i ka Makedoni ja, osven l i cata spomnati vo prethodni te dve kategori i .

**LI CATA OPFATENI SO NAVEDENI TE OSUM KATEGORI I GO SO^I NUVAAT POPI [ ANOTO NASELENI E VO REPUBLI KA MAKEDONI JA.**

**LI CATA OPFATENI SO KATEGORI I TE OD EDEN DO PET GO SO^I NUVAAT VKUPNOTO NASELENI E NA REPUBLI KA MAKEDONI JA.**

- **Doma}i nstva** (doma}i nstvata na l i cata - edi ni ci na Popi sot) i

- **Stanovi** (stanovi te vo potesna smi sl a na zborot, nasel eni te del ovni prostori i , i improvi zi rani te ` i veal i { ta i t.n. kol ekti vni ` i veal i { ta)

#### **4. Mesto na popi { uvawe**

Mestoto na popi { uvawe e mestoto na voobi -aeno` i veewe na l i ceto - edi ni ca na Popi sot. Po pravi l o, l i cata so mesto na voobi -aeno` i veewe vo Republ i ka Makedoni ja, a koi vo vremeto na Popi sot se nao|aa vo stranstvo, no ne podol go od edna godi na, se popi { uvaa vo stranstvo, vo di pl omatski te i konzul arni te pretstavni { tva na Republ i ka Makedoni ja. Popi sot vo stranstvo be{ e sproveden od strana na Mi ni sterstvoto za nadvore{ ni raboti vo sorabotka so di pl omatski te i konzul arni te pretstavni ci .

So cel usogl asuvawe i pri l agoduvawe na Popi sot kako stati sti -ka operaci ja kon standardi te na evropskata i svetskata stati sti ka, vo Popi sot 2002 se napraveni odredeni promeni koi , pred sé, se odnesuvaat na def i ni raweto na edi ni ci te na Popi sot i presmetuvaweto na kategori jata vkupno nasel eni e. Popi { uvaweto na edi ni ci te na Popi sot e sprovedeno spored **mestoto na voobi -aeno` i veewe**, a kako edi ni ci na Popi sot ne se smetaat l i cata so mesto na voobi -aeno` i veewe vo Republ i ka Makedoni ja koi se nao|aat na rabota vo stranstvo i -l enovi te na ni vni te doma}i nstva koi so ni v prestopjuvat vo stranstvo podol go od 12 meseci .

**Ovi e promeni ne ovozmo` uvaat cel osna spored l i vost na podatoci te od ovoj Popi s so podatoci te od prethodni te popi si .**



## 5. Mesto na voobi -aeno` i veewe

**Pod mesto na voobi -aeno` i veewe** se podrazbi ra geograf skoto mesto kade { to popi { anoto l i ce voobi -aeno` i vee. Toa mo` e da bi de i sto i l i razl i -no od mestoto kade { to l i ceto f akti -ki se nao|a lo vo vremeto na Popi sot i l i toa mo` e da bi de negovo of i ci jal no (spored l i -ni ot dokument) mesto na ` i veewe. Vsuznost, mestoto na voobi -aeno` i veewe e mestoto kade { to l i ceto pomi nuva najgol em del od svojot dneven, odnosno no}en odmor.

Vo ova a publ i kaci ja podatoci te od Popi sot 2002 se pri ka` ani vo { est tabel i :

1. Vkupno nasel eni e, doma}i nstva i stanovi (si te vi dovi ` i vea l i { ta) vo Republ i ka Makedoni ja
2. Popi { ani l i ca spored pri -i ni te za pri sutnost-otsutnost, po pol
3. Vkupno nasel eni e na Republ i ka Makedoni ja spored petgodi { ni grupi na voзраст, po pol
4. Vkupno nasel eni e na Republ i ka Makedoni ja spored pozna-ajni te grupi na voзраст, po pol
5. Vkupno nasel eni e na Republ i ka Makedoni ja spored i zjasnuvaweto za naci onal nata pri padnost, po pol
6. Popi { ani l i ca spored i zjasnuvaweto za naci onal nata pri padnost i pri -i ni te za pri sutnost-otsutnost, po pol

### TABELA 1: Vkupno nasel eni e, doma}i nstva i stanovi vo Republ i ka Makedoni ja

**Vo Tabel a 1** se pri ka` ani podatoci te za vkupnoto nasel eni e, doma}i nstvata i stanovi te (si te vi dovi ` i vea l i { ta) vo Republ i ka Makedoni ja, po op{ ti ni .

#### *Vkupno nasel eni e*

##### **VKUPNOTO NASELENI E** go so~i nuvaat:

- Li cata koi i maat mesto na voobi -aeno` i veewe vo Republ i ka Makedoni ja, bez ogl ed dal i vo momentot na Popi sot se nao|aat vo mestoto na ` i veewe i l i vo drugo mesto vo Republ i ka Makedoni ja;

- Stranci te koi i maat odobreni e za prestopj vo Republ i ka Makedoni ja i se pri vremeno pri sutni vo Republ i ka Makedoni ja najmal ku 12 meseci (edna godi na), no so mesto na voobi -aeno` i veewe nadvor od Republ i ka Makedoni ja;

- Li cata koi i maat mesto na voobi -aeno` i veewe vo Republ i ka Makedoni ja, a vo vremeto na Popi sot, no najdol go do 12 meseci (edna godi na) pred negovoto sproveduvawe, se nao|aat na rabota vo stranstvo, kako i -l enovi te na ni vni te doma}i nstva;

- Li cata koi i maat mesto na voobi -aeno` i veewe vo Republ i ka Makedoni ja, a koi vo vremeto na Popi sot se na rabota vo di pl omatsko-konzul arni te pretstavni { tva na Republ i ka Makedoni ja vo stranstvo, Obedi neti te naci i i nejzi ni te organi zaci i , pretstavni { tvata i l i pretstavni ci na Stopanskata komora vo stranstvo, del ovni edni ni ci vo stranstvo, voeni pretstavni ci na Armi jata na Republ i ka Makedoni ja vo stranstvo i gra|ani te koi se anga` i rani vrz osnova na

me|unarodna, tehni ~ka i druga sorabotka, { kol uvawe, kako i ~l enovi te na doma}i nstvata koi so navedeni te l i ca pri vremeno preстоjuvaat vo stranstvo;

- Li cata koi i maat mesto na voobi ~aeno ` i veewe vo Republ i ka Makedoni ja, a koi ne gi poseduvaat dokumenti te od ~l en 39 to~ka 1 od Zakonot za Popi s, dokol ku gi prezenti raat dokumenti te utvrdeni vo ~l en 39 to~ka 3 od Zakonot za Popi s.

### ***Doma}i nstva***

Pod **doma}i nstvo** se smeta sekoja semejna i l i druga zaedni ca na l i ca koi }e i zjavat deka zaedno ` i veat i zaedni ~ki gi tro{ at svoi te pri hodi za podmi ruvawe na osnovni te ` i votni potrebi (domuvawe, i shrana i drugo), bez ogl ed dal i si te ~l enovi postojano se nao|aat vo mestoto kade { to e nasel eno doma}i nstvoto i l i nekoi od ni v preстоjuvaat opredel eno vreme vo drugo nasel eno mesto, odnosno stranska dr`ava, zaradi rabota, { kol uvawe i l i od drugi pri ~i ni .

Pod doma}i nstvo se smeta i **sekoe l i ce koe ` i vee samo ("same~ko doma}i nstvo")** i koe nema svoe doma}i nstvo vo drugo mesto.

Pod doma}i nstvo se smeta i t.n. **kol ekti vno doma}i nstvo**, t.e. doma}i nstvo sostaveno od l i ca koi ` i veat vo ustanovi za trajno zgri ` uvawe na deca i vozrasni , vo manasti ri -samostani i vo bol ni ci za smestuvawe na nei zl e~i vi bol ni .

So Popi sot se opf ateni si te doma}i nstva (vo sogl asnost so def i ni ci jata za doma}i nstva) na l i cata - edi ni ci na Popi sot.

Podatoci te vo Tabel ata se odnesuvaat na vkupni ot broj doma}i nstva vo koi se vkl u~eni **i ndi vi dual ni te i kol ekti vni te doma}i nstva**. Podatoci te za i ndi vi dual ni te doma}i nstva se odnesuvaat na i ndi vi dual ni te doma}i nstva so edno l i ce (t.n. same~ki doma}i nstva) i i ndi vi dual ni te doma}i nstva so pove}e l i ca.

### ***@i veal i { ta***

Podatoci te vo Tabel ata se odnesuvaat na si te vi dovi ` i veal i { ta.

**Pod ` i veal i { te** se podrazbi raat stanovi te za ` i veewe i drugi te nasel eni prostori i l i objekti koi ne se nameneti za ` i veewe, no vo vremeto na Popi sot se kori stat za ` i veewe.

**Stan e** grade`no povrzana cel i na nameneta za ` i veewe, bez ogl ed dal i vo momentot na Popi sot se kori sti samo za ` i veewe, za ` i veewe i vr{ ewe na dejnost, samo za vr{ ewe na dejnost, za odmor i rekreaci ja i l i se raboti za nenasel en, a grade`no i spraven stan.

**Pod drugi ` i veal i { ta** se podrazbi ra druga nasel ena prostori ja koja ne e nameneta za ` i veewe, nasel ena del ovna prostori ja, i improvi zi rano ` i veal i { te i kol ekti vno ` i veal i { te.

### **TABELA 2: Popi { ani l i ca spored pri ~i ni te za pri sutnost-otsutnost, po pol**

Vo **Tabel a 2** se pri ka`ani podatoci te za si te popi { ani l i ca spored pri ~i ni te za pri sutnost-otsutnost, odnosno podatoci te za l i cata koi se edi ni ci na Popi s, po op{ ti ni .

Podatoci te za procentual nata zastapenost na popi { ani te l i ca spored pri ~i ni te za pri sutnost-otsutnost se pri ka`ani vo Tabel a 2a i vo Tabel a 2b.

**TABELA 3: Vкупno nasel eni e na Republ i ka Makedoni ja spored petgodi { ni grupi na voзраст, po pol**

Vo **Tabel a 3** se pri ka` ani podatoci te za vкупno nasel eni e vo Republ i ka Makedoni ja spored voзрастa i pol ot.

Bel egot **voзраст** vo Tabel ata e pri ka` an po petgodi { ni voзрастni grupi . I sti ot bel eg se presmetuva kako napol neti godi ni od ` i votot.

Podatoci te za procentual nata zastapenost na nasel eni eto spored voзрастa se pri ka` ani vedna{ pokraj Tabel ata so apsolutni podatoci .

**TABELA 4: Vкупno nasel eni e na Republ i ka Makedoni ja spored pozna~ajni te grupi na voзраст, po pol**

Vo **Tabel a 4** se pri ka` ani podatoci te za vкупno nasel eni e vo Republ i ka Makedoni ja spored pozna~ajni te grupi na voзраст (od 0 do 14 godi ni , od 15 do 64 godi ni i nad 65 godi ni ) i pol ot.

Bel egot **voзраст** se presmetuva kako napol neti godi ni od ` i votot.

Podatoci te za procentual nata zastapenost na nasel eni eto spored voзрастa i graf i ~ki ot pri kaz na takvata zastapenost se pri ka` ani vedna{ pod Tabel ata so apsolutni podatoci .

**TABELA 5: Vкупno nasel eni e na Republ i ka Makedoni ja spored i zjasnuvaweto za naci onal nata pri padnost, po pol**

Vo **Tabel a 5** se pri ka` ani podatoci te za vкупno nasel eni e vo Republ i ka Makedoni ja spored i zjasnuvaweto za naci onal nata pri padnost, po op{ ti ni .

**Vo sogl asnost so Zakonot za Popi s, podatoci te za naci onal nata pri padnost se rezul tat na sl obodnoto i zjasnuvawe na nasel eni eto po ova pra{ awe.** Za taa cel , vo popi sni ot pra{ al ni k be{ e predvi dena samo prazna l i ni ja za odgovorot na pra{ aweto za naci onal nata pri padnost. Za deca do 15 godi ni , odgovor dava eden od rodi tel i te, posvoi tel ot i l i staratel ot. Ni tu popi { uva~ot ni tu koj bi l o drug ne smee{ e na kakov bi l o na~i n da vl i jae na vol jata na popi { uvanoto l i ce. Vo sogl asnost so Zakonot za Popi s l i ceto mo` e{ e, od pri vatni pri ~i ni , i da ne se i zjasni po ova pra{ awe.

Podatoci te za procentual nata zastapenost na vкупno nasel eni e spored i zjasnuvaweto za naci onal nata pri padnost se pri ka` ani vo Tabel a 5a.

**TABELA 6: Popi { ani l i ca spored i zjasnuvaweto znaci onal nata pri padnost i pri ~i ni te za pri sutnost-otsutnost, po pol**

Vo **Tabel a 6** se pri ka` ani podatoci te za si te popi { ani l i ca spored i zjasnuvaweto za naci onal nata pri padnost i pri ~i ni te za pri sutnost-otsutnost, po op{ ti ni .

**ZARADI POJASNO PRI KA@UVAWE NA PODATOCI TE, DEL OD TABELI TE SODR@ANI VO OVAA PUBLI KACI JA SE PRI DRU@ENI SO SOODVETNI GRAFI KONI I KARTI .**

## METHODOLOGICAL EXPLANATIONS

### 1. Time of the Census

The Census of Population, Households and Dwellings in the Republic of Macedonia was carried out in the period from 1<sup>st</sup> to 15<sup>th</sup> of November 2002. The data in the Census forms have been recorded with the situation as of 31<sup>st</sup> of October 2002 at 24:00, namely on midnight between 31<sup>st</sup> of October and 1<sup>st</sup> of November 2002. This date is Census reference date - "Critical moment of the Census".

### 2. Method of enumeration

The Census was carried out by an interview from trained authorized persons (enumerators) with recording the data in the printed forms.

The basic Census forms used in the Census are:

- **Enumeration form (P-1 form)**

for each enumerated person - unit of the Census

- **Questionnaire for household and dwelling (P-2 form)**

for each enumerated household and dwelling - unit of the Census

- **Control form (P-4 form)**

for evidence of all enumerated units

### 3. Units covered by the Census

The Census of Population, Households and Dwellings, 2002 covered the following units:

- **Persons (individuals)**

1. Persons who have place of usual residence in the Republic of Macedonia, regardless whether at the time of the Census they are present at their place of usual residence or elsewhere in the Republic of Macedonia;

2. Foreigners who have a residence permit in the Republic of Macedonia and they are temporarily present in the Republic of Macedonia at least 12 months (one year), but who have a place of usual residence outside the Republic of Macedonia;

3. Persons who have place of usual residence in the Republic of Macedonia, and at the time of the Census, but for a maximum of 12 months (one year) prior to its conduction, are working abroad, as well as the members of their households;

4. Persons who have place of usual residence in the Republic of Macedonia, and during the time of the Census are working abroad at the diplomatic and consular representative offices of the Republic of Macedonia, the United Nations and its organizations, representative offices or being representatives of the Chamber of Commerce abroad, business offices abroad, military representatives of the Army of the Republic of Macedonia abroad, and citizens engaged on the bases of international, technical and other kinds of co-operation, education, as well as the members of their households who are staying abroad temporary with the aforesaid persons;

5. Persons who have place of usual residence in the Republic of Macedonia, but are not in possession of the documents pursuant to Article 39, item 1 from the Census Law, if they present the documents stated with Article 39 item 3 from the Census Law;

6. Foreigners with acknowledged status of refugee who at the time of the Census are present in the Republic of Macedonia;

7. Foreigners with acknowledged status of a temporal humanitarian protection that at the time of the Census are present in the Republic of Macedonia;

8. Other persons who at the time of the Census are present on the territory of the Republic of Macedonia, except the persons mentioned in the previous two categories.

**PERSONS COVERED WITH THE ABOVE MENTIONED EIGHT CATEGORIES CONSIST THE ENUMERATED POPULATION IN THE REPUBLIC OF MACEDONIA.**

**PERSONS COVERED WITH THE ABOVE MENTIONED CATEGORIES FROM ONE TO FIVE, CONSIST THE TOTAL POPULATION OF THE REPUBLIC OF MACEDONIA.**

- **Households** (households of the persons being Census units) and
- **Dwellings** (dwellings in a narrow sense of word, inhabited business premises, improvised living quarters and collective living quarters)

#### **4. Place of enumeration**

The place of enumeration is the place of usual residence of the person - Census unit. As a rule, persons with a place of usual residence in the Republic of Macedonia who at the time of the Census are absent abroad up to one year are enumerated abroad, at the diplomatic and consular representative offices. The Census abroad was carried out by the Ministry of Foreign Affairs in co-operation with the diplomatic and consular representatives.

In aim of harmonization and adjustment the Census as statistical operation towards the standards of European and World Statistics, in the Census 2002 are done certain changes that are in relation of defining of the census units and calculation of the category total population. The enumeration of the census units was conducted by **place of usual residence**, and persons with a place of usual residence in the Republic of Macedonia working abroad more than twelve months, as well as the members of their households, were not census units.

**These changes do not allow a complete comparability of the data from this Census with the data from the previous censuses.**

## 5. Place of usual residence

**Place of usual residence** is the geographic place where the enumerated person usually resides. This may be the same as, or different from the place where the person actually was at the time of the Census, or it may be his/hers legal residence (according to the personal document). A person's place of usual residence understands the place where he/she spends most of his/hers daily or night rest.

In this publication the data from the Census 2002 are presented in six tables:

1. Total population, households and dwellings (all types of living quarters) in the Republic of Macedonia
2. Enumerated persons according to the reasons for presence-absence by sex
3. Total population in the Republic of Macedonia according to five-years age groups, by sex
4. Total population in the Republic of Macedonia according to the most important age groups, by sex
5. Total population of the Republic of Macedonia according to declaration by ethnic affiliation, by sex
6. Enumerated persons according to declaration by ethnic affiliation and reasons for presence-absence, by sex

### **Table 1. Total population, households and dwellings (all types of living quarters) in the Republic of Macedonia**

**In Table 1** are presented data for the total population, households and dwellings (all types of living quarters) in the Republic of Macedonia at the level of municipalities.

#### ***Total population***

**THE TOTAL POPULATION** is consisted of:

- Persons who have place of usual residence in the Republic of Macedonia, regardless of whether at the time of the Census they are present at their place of usual residence or elsewhere in the Republic of Macedonia;

- Foreigners who have a residence permit for the Republic of Macedonia and they are temporarily present in the Republic of Macedonia at least 12 months (one year), but who have a place of usual residence outside of the Republic of Macedonia;

- Persons who have place of usual residence in the Republic of Macedonia, who at the time of the Census, and for a maximum of 12 months (one year) prior to its conduction, are working abroad, as well as the members of their households;

- Persons who have place of usual residence in the Republic of Macedonia, and during the time of the Census are working abroad at the diplomatic and consular representative offices of the Republic of Macedonia, the United Nations and its organizations, representative offices or being representatives of

the Chamber of Commerce abroad, business offices abroad, military representatives of the Army of the Republic of Macedonia abroad, and citizens engaged on the bases of international, technical and other kinds of co-operation, education, as well as the members of their households who are staying abroad with the aforesaid persons;

- Persons who have place of usual residence in the Republic of Macedonia, but are not in possession of the documents pursuant to Article 39, item 1 from the Census Law, if they present the documents stated with Article 39 item 3 from the Census Law.

### ***Households***

A **household** is considered to be a family or some other community of persons who declare themselves to be living together and spending their incomes collectively for their basic living needs (housing, food and other), regardless of whether all household members are present at the place where the household is settled, or if some of them are staying for a certain period of time at some other settlement, respectively foreign country for the purpose of work, education or for other reasons.

A household is also considered to be **any person who lives alone ("single person household")**, and who has no other household elsewhere.

A household is also considered the so-called **collective (institutional) household**, i.e. a household consisting of persons who live in institutions for permanent care of children and adults, in monasteries-convents and hospitals for incurable persons.

The Census covers all households (according to definition of households) of the persons-Census units.

The data in the table concerns the total number of the households in which are included the **individual and the collective households**. The data of the individual households concerns the individual households with one person (single person households) and individual households with more persons.

### ***Living quarters***

The data in the table concern the all living quarters.

**A living quarter** means dwellings for habitation and other inhabited premises or objects that are not intended for habitation, but however in the time of the Census are used for habitation.

**A dwelling** is a connected construction unit intended for habitation, regardless whether at the time of the Census the dwelling is used: for habitation only; for habitation and performing economic activities; only for performing economic activities; for vacation and recreation, or it is uninhabited, but is constructively functional dwelling.

**The other living quarters**, means other inhabited premise that is not intended for habitation, inhabited business premise, improvised living quarter and collective living quarter.

### **TABLE 2: Enumerated persons according to the reasons for presence - absence, by sex**

**In Table 2** are presented the data for total enumerated persons according to reasons for presence-absence, i.e. the data of persons who are Census units, by municipalities.

The data on the representative's proportions of the enumerated persons according to reasons for presence-absence are presented in Table 2a and in the Table 2b.

**TABLE 3: Total population in the Republic of Macedonia according to five years age groups, by sex**

In **Table 3** are presented the data of the total population in the Republic of Macedonia by age and sex.

The feature **age** in the table is presented by five years age groups. The same topic is accounting as fulfilled years of life.

The data on the representative's proportions of the population according to age are presented next to the Table with absolute data.

**TABLE 4: Total population in the Republic of Macedonia according to the most important age groups, by sex**

In **Table 4** are presented the data of the total population in the Republic of Macedonia according to the more significant age groups (from 0 to 14 years, from 15 to 64 years and more than 65 years) and sex.

The feature **age** is calculated as fulfilled years of life.

The data on the representative's proportions of the population according to age and the graphic presentation of that representation are presented next to the table with absolute data.

**TABLE 5: Total population in the Republic of Macedonia according to declaration by ethnic affiliation, by sex**

In **Table 5** are presented the data of total population in the Republic of Macedonia according to the declaration by ethnic affiliation, at level of municipalities.

**In accordance with the Census Law, the data on the ethnic affiliation are the results of the free declaration by the population in reply to this question.** For this purpose in the Census questionnaire only an empty line was foreseen for the question of ethnic affiliation. For children under 15 years of age, a response to this question was given by one of the parents, the adoptive parent or guardian. Neither the enumerator nor anybody else could not in any way influence the enumerated person to state his ethnic affiliation against his own will. In accordance with the Census Law, a person could, for private reasons, refrain from declaring his/hers ethnic affiliation.

The data on representative's proportions of the total population according to ethnic affiliation are presented in Table 5a.

**TABLE 6: Enumerated persons according to declaration by ethnic affiliation and the reasons for presence-absence, by sex**

In **Table 6** are presented the data on enumerated persons according to the declaration by ethnic affiliation and the reasons for presence-absence, at the level of municipalities.

**IN ORDER TO PLAINLY PRESENT THE DATA, PART OF THE TABLES CONTAINED IN THIS PUBLICATION IS FOLLOWED BY APPROPRIATE GRAPHS AND MAPS.**



Tabela 1. Vкупno nasel eni e, doma}i nstva i stanovi vo Republ i ka Makedoni ja  
Table 1. Total population, households and dwellings in the Republic of Macedonia

Op{ ti na	Vкупno nasel eni e Total population	Doma}i nstva Households	Stanovi (si te vi dovi ` i veal i { ta) Dwellings (all types of living quarters)	Municipality
<b>Republ i ka Makedoni ja</b>	<b>2022547</b>	<b>564296</b>	<b>698143</b>	<b>Republic of Macedonia</b>
Skopje	467257	137367	154290	Skopje
Gazi Baba	72222	20226	22674	Gazi Baba
\or-e Petrov	41490	11845	13896	\or-e Petrov
Karpo{	59810	19721	22891	Karpo{
Ki sel a Voda	125379	37955	42514	Kisela Voda
Centar	82604	24654	28328	Centar
^air	68395	18951	19735	^air
[ uto Ori zari	17357	4015	4252	[ uto Orizari
Ara-i novo	11992	2377	2583	Ara-inovo
Ba-	755	267	417	Ba-
Bel -i { ta	2940	1213	2765	Bel-i{ta
Berovo	13941	4715	6742	Berovo
Bi stri ca	5042	1359	1992	Bistrica
Bi tol a	86408	26387	33232	Bitola
Bl atec	2024	660	730	Blatec
Bogdanci	8707	2597	3006	Bogdanci
Bogovi we	14555	3396	3478	Bogovinje
Bogomi l a	1252	520	1254	Bogomila
Bosi l ovo	12457	3214	3550	Bosilovo
Brveni ca	15855	3447	3776	Brvenica
Val andovo	11890	3545	4050	Valandovo
Vasi l evo	12122	3306	3360	Vasilevo
Vev-ani	2433	593	715	Vev-ani
Vel es	57602	17438	21178	Veles
Vel e{ ta	8156	1536	1641	Vele{ta
Vi ni ca	17914	5600	5925	Vinica
Vi tol i { te	494	238	825	Vitoli{te
Vrane{ ti ca	1322	478	1015	Vrane{tica
Vrap-i { te	8586	1853	2130	Vrap-i{te
Vratni ca	3563	958	1120	Vratnica
Vrutok	5999	1290	1509	Vrutok
Gevgel i ja	20362	6365	8251	Gevgelija
Gosti var	49545	11216	12635	Gostivar
Gradsko	3760	1137	1436	Gradsko
Debar	17952	3615	4076	Debar
Del ogo` di	7884	1635	1688	Delogo`di
Del -evo	17505	5568	7163	Del-evo
Demi r Kapi ja	4545	1387	1789	Demir Kapija
Demi r Hi sar	7178	2117	2719	Demir Hisar
Dobru{ evo	2174	592	770	Dobru{evo
Dol na Bawi ca	9467	2120	2318	Dolna Banjica

Tabela 1. Vкупno naselени e, doma}instva i stanovi vo Republ i ka Makedoni ja  
Table 1. Total population, households and dwellings in the Republic of Macedonia

Op{ ti na	Vкупno nasel eni e Total population	Doma}instva Households	Stanovi (si te vi dovi i veal i { ta) Dwellings (all types of living quarters)	Municipality
Dol neni	11583	3323	4180	Dolneni
Drugovo	3249	1152	2429	Drugovo
@el i no	24390	5226	5325	@elino
@i to{ e	2128	464	565	@ito{e
Zajas	11605	2942	3190	Zajas
Zel eni kovo	4077	1014	1666	Zelenikovo
Zl etovo	3428	1077	1714	Zletovo
Zrnovci	3264	1105	1341	Zrnovci
I zvor	1049	373	918	Izvor
I l i nden	15894	4298	5252	Ilinden
Jegunovce	7227	1687	1909	Jegunovce
Kavadarci	38391	11848	15380	Kavadarci
Kamewane	14442	3903	3863	Kamenjane
Karbi nci	4012	1212	1468	Karbinci
Ki -evo	30138	8330	10226	Ki-evo
Kl e-evce	1609	656	1551	Kle-evce
Kondovo	11155	2304	2368	Kondovo
Konopi { te	350	178	944	Konopi{te
Kon-e	3536	1057	1175	Kon-e
Kosel	1369	486	1112	Kosel
Ko-ani	33689	10567	12654	Ko-ani
Kratovo	10441	3304	4951	Kratovo
Kri va Pal anka	20820	6600	9448	Kriva Palanka
Kri voga{ tani	6007	1901	2146	Krivoga{tani
Kru{ evo	9684	2706	3519	Kru{evo
Kukl i {	4449	1232	1488	Kukli{
Kukure-ani	2511	729	1076	Kukure-ani
Kumanovo	103205	27052	31639	Kumanovo
Labuni { ta	8935	1962	2433	Labuni{ta
Li pkovo	27058	5340	5790	Lipkovo
Lozovo	2858	899	1073	Lozovo
Lukovo	1509	444	1339	Lukovo
Mavrovi Anovi	984	288	1831	Mavrovi Anovi
Makedonska Kameni ca	8110	2437	2971	Makedonska Kamenica
Makedonski Brod	5588	1790	3271	Makedonski Brod
Me{ ei { ta	2567	782	1590	Me{ei{ta
Mi ravci	2626	856	1041	Miravci
Mogi l a	4536	1259	1615	Mogila
Murti no	6544	1846	1977	Murtino
Negoti no	19212	5898	7369	Negotino
Negoti no - Pol o{ ko	16813	3372	3690	Negotino - Polo{ko
Novaci	2478	705	882	Novaci

Tabela 1. Vкупno nasel eni e, doma}i nstva i stanovi vo Republ i ka Makedoni ja  
Table 1. Total population, households and dwellings in the Republic of Macedonia

Op{ ti na	Vкупno nasel eni e Total population	Doma}i nstva Households	Stanovi (si te vi dovi ` i veal i { ta) Dwellings (all types of living quarters)	Municipality
Novo Selo	11966	3244	4316	Novo Selo
Oble{evo	5071	1629	2024	Oble{evo
Ora{ac	1252	511	900	Ora{ac
Orizari	4403	1414	1810	Orizari
Oslomej	10425	2793	3316	Oslomej
Ohrid	54380	15526	27325	Ohrid
Petrovec	8255	2087	3617	Petrovec
Peh-evo	5517	2026	2877	Peh-evo
Plasnica	4545	1125	1225	Plasnica
Podare{	3746	1086	1186	Podare{
Prilep	73351	23227	27721	Prilep
Probi{tip	12765	4027	5623	Probi{tip
Radovi{	24498	7184	8647	Radovi{
Rankovce	4144	1371	2233	Rankovce
Resen	16825	4849	8233	Resen
Rosoman	4141	1284	1663	Rosoman
Rostu{a	9451	2027	3609	Rostu{a
Samokov	1553	602	1450	Samokov
Saraj	24253	5668	5469	Saraj
Sveti Nikole	18497	5698	7157	Sveti Nikole
Sopi{te	9522	2627	4875	Sopi{te
Sopotnica	2319	870	1608	Sopotnica
Srbino	3709	723	911	Srbino
Star Dojran	3426	1021	2116	Star Dojran
Staravina	316	153	424	Staravina
Staro Nagori -ane	4258	1462	2976	Staro Nagori -ane
Struga	36892	8908	11733	Struga
Strumica	45087	13152	15336	Strumica
Studenani	17246	3570	4349	Studenani
Tearce	22454	5095	5480	Tearce
Tetovo	70841	16872	18641	Tetovo
Topol -ani	2923	933	1127	Topol -ani
Capari	1424	467	925	Capari
Centar @upa	6299	1401	1540	Centar @upa
^a{ka	2878	813	1206	^a{ka
^egrane	12310	2739	2916	^egrane
^e{inovo	2419	794	936	^e{inovo
^u-er - Sandevo	8493	2321	3925	^u-er - Sandevo
Xep-i{te	7919	1323	1531	D`ep-i{te
[ ipkovi ca	7820	1899	2420	[ ipkovi ca
[ tip	47796	15065	18270	[ tip

Tabela 2: Popi { ani l i ca spored pri -i ni te za pri sutnost-otsutnost - Vkupno  
Table 2: Enumerated persons according to the reasons of presence-absence - Total

Op{ ti na	Vkupno nasel eni e					
	Popi { ani l i ca	Vkupno	Pri sutni vo mestoto na voobi -aeno ` i veewe	Otsutni vo drugo mesto vo Republ i ka Makedoni ja		Otsutni vo
				Zaradi rabota, { kol uvawe i sl .	Pri si l no rasel eni l i ca	Na rabota kaj stranski rabotodavec i l i na samostojna rabota i l i prestopj, do edna godi na
Enumerated persons	Total	Present in the place of usual residence	Absent elsewhere in the Republic of Macedonia		Absent	
			In order to work, attending school etc.	Forced migrated persons	Working for foreign employer's or working independently or staying, up to one year	
<b>Republ i ka Makedoni ja</b>	<b>2040929</b>	<b>2022547</b>	<b>1937646</b>	<b>42168</b>	<b>2252</b>	<b>22995</b>
Skopje	476727	467257	457202	2668	57	1519
Gazi Baba	74573	72222	70850	442	5	311
\or-e Petrov	41747	41490	40642	325	5	103
Karpo{	62359	59810	58358	272	7	176
Ki sel a Voda	127355	125379	122672	795	13	371
Centar	84508	82604	80546	363	12	324
^ai r	68626	68395	67093	305	13	222
[ uto Ori zari	17559	17357	17041	166	2	12
Ara-i novo	12088	11992	11015	41	602	256
Ba-	755	755	733	13	-	1
Bel -i { ta	2995	2940	2732	162	1	19
Berovo	13952	13941	12993	834	-	51
Bi stri ca	5050	5042	4926	64	-	18
Bi tol a	87652	86408	83564	1605	14	226
Bl atec	2024	2024	1678	82	1	236
Bogdanci	8726	8707	8186	418	2	16
Bogovi we	14599	14555	14153	19	10	314
Bogomi l a	1256	1252	1181	65	-	3
Bosi l ovo	12469	12457	12036	250	1	107
Brveni ca	15909	15855	15269	157	12	356
Val andovo	11936	11890	11140	615	4	50
Vasi l evo	12148	12122	11694	287	1	78
Vev-ani	2437	2433	2111	211	-	97
Vel es	57844	57602	55194	1719	9	373
Vel e{ ta	8170	8156	8011	53	-	61
Vi ni ca	17945	17914	16361	845	1	550
Vi tol i { te	494	494	487	4	-	3
Vrane{ ti ca	1322	1322	1272	32	-	8
Vrap-i { te	8599	8586	8252	61	1	218
Vratni ca	3566	3563	3164	39	4	268
Vrutok	6010	5999	5696	44	1	211
Gevgel i ja	20433	20362	19217	936	2	43
Gosti var	49657	49545	46019	838	3	2274
Gradsko	3775	3760	3562	129	4	13
Debar	17974	17952	17170	298	13	360
Del ogo` di	7903	7884	7765	72	1	27
Del -evo	17520	17505	15978	1167	1	187
Demi r Kapi ja	4558	4545	4270	244	1	1
Demi r Hi sar	7189	7178	6952	183	-	22
Dobru{ evo	2175	2174	2117	46	-	-
Dol na Bawi ca	9481	9467	9250	58	-	118

Tabela 2: Popi { ani I i ca spored pri ~i ni te za pri sutnost-otsutnost - Vkupno  
Table 2: Enumerated persons according to the reasons of presence-absence - Total

		Pri vremeno pri sutni I i ca vo mestoto na Popi s				Municipality
stranstvo	Stranci so odobreni e za prestoj vo Republ i ka Makedoni ja, pri sutni edna godi na i pove}e	Od stranstvo		Od drugo mesto vo Republ i ka Makedoni ja		
		Stranci so odobreni e za prestoj vo Republ i ka Makedoni ja, pri sutni pomal ku od edna godi na	Begal ci , humani taro zgri `eni I i ca i dr	Zaradi rabota, { kol uvawe i sl .	Prisi lno rasel eni I i ca	
		Temporarily present persons in the Census place				
abroad	Foreigners with residence permit in the Republic of Macedonia, present more than one year	From abroad		From other place of the Republic of Macedonia		
Other absent abroad	Foreigners with residence permit in the Republic of Macedonia, present more than one year	Foreigners with residence permit in the Republic of Macedonia, present less than one year	Refugees, persons under humanitarian care etc.	In order to work, attending school etc.	Forced migrated persons	
12128	5358	642	3306	12456	1978	<b>Republic of Macedonia</b>
3958	1853	236	770	7401	1063	Skopje
369	245	24	144	1662	521	Gazi Baba
217	198	21	65	122	49	\or-e Petrov
719	278	48	45	2313	143	Karpo{
1183	345	69	58	1662	187	Kisela Voda
1021	338	37	157	1570	140	Centar
395	367	33	108	72	18	^ air
54	82	4	193	-	5	[ uto Orizari
39	39	2	57	-	37	Ara-inovo
3	5	-	-	-	-	Ba-
17	9	1	9	45	-	Bel-i{ta
55	8	-	-	11	-	Berovo
19	15	6	-	2	-	Bistrica
877	122	33	14	1173	24	Bitola
26	1	-	-	-	-	Blatec
37	48	9	1	4	5	Bogdanci
11	48	2	42	-	-	Bogovinje
-	3	-	-	4	-	Bogomila
54	9	2	4	6	-	Bosilovo
29	32	6	44	4	-	Brvenica
56	25	4	20	22	-	Valandovo
52	10	2	13	11	-	Vasilevo
14	-	-	-	4	-	Vev-ani
231	76	5	39	195	3	Veles
28	3	-	14	-	-	Vele{ta
144	13	8	4	13	6	Vinica
-	-	-	-	-	-	Vitoli{te
8	2	-	-	-	-	Vrane{tica
32	22	-	13	-	-	Vrap-i{te
58	30	-	2	1	-	Vratnica
36	11	-	8	3	-	Vrutok
130	34	6	3	60	2	Gevgelija
293	118	3	76	27	6	Gostivar
22	30	5	10	-	-	Gradsko
96	15	4	14	4	-	Debar
11	8	-	16	3	-	Delogo` di
153	19	2	3	10	-	Del-evo
9	20	-	-	13	-	Demir Kapija
17	4	1	-	6	4	Demir Hisar
6	5	-	1	-	-	Dobru{evo
15	26	-	14	-	-	Dolna Banjica

Tabela 2: Popi { ani l i ca spored pri ~i ni te za pri sutnost-otsutnost - Vkupno  
Table 2: Enumerated persons according to the reasons of presence-absence - Total

Op{ ti na	Vkupno nasel eni e					
	Popi { ani l i ca	Vkupno	Pri sutni vo mestoto na voobi -aeno ` i veewe	Otsutni vo drugo mesto vo Republ i ka Makedoni ja		Otsutni vo
				Zaradi rabota, { kol uvawe i sl .	Pri si l no rasel eni l i ca	Na rabota kaj stranski rabotodavec i l i na samostojna rabota i l i prestopj, do edna godi na
Enumerated persons	Total population					
	Total	Present in the place of usual residence	Absent elsewhere in the Republic of Macedonia		Absent	
			In order to work, attending school etc.	Forced migrated persons	Working for foreign employer's or working independently or staying, up to one year	
Dol neni	11672	11583	11211	239	5	30
Drugovo	3255	3249	3130	96	-	7
@el i no	24507	24390	22347	24	2	1874
@i to{ e	2130	2128	2028	66	-	19
Zajas	11623	11605	10408	219	1	895
Zel eni kovo	4095	4077	4023	34	-	8
Zl etovo	3429	3428	3167	238	1	2
Zrnovci	3268	3264	2920	70	-	252
I zvor	1051	1049	969	70	-	8
I l i nden	15945	15894	15560	191	1	27
Jegunovce	7239	7227	6938	194	17	51
Kavadarci	38539	38391	36212	1793	7	65
Kamewane	14468	14442	13550	41	5	754
Karbi nci	4015	4012	3921	74	-	3
Ki -evo	30193	30138	28078	1213	2	633
Kl e-evce	1617	1609	1563	38	1	1
Kondovo	11284	11155	10880	28	70	104
Konopi { te	475	350	337	9	1	-
Kon-e	3536	3536	3370	147	2	6
Kosel	1370	1369	1332	31	-	-
Ko-ani	33715	33689	31793	1205	3	357
Kratovo	10509	10441	9653	687	-	38
Kri va Pal anka	20855	20820	18922	1553	3	101
Kri voja{ tani	6019	6007	5871	98	-	21
Kru{ evo	9753	9684	9167	404	2	67
Kukl i {	4457	4449	4365	63	-	15
Kukure-ani	2512	2511	2463	33	-	8
Kumanovo	104344	103205	99599	1562	28	987
Labuni { ta	8943	8935	8443	118	-	327
Li pkovo	27384	27058	26005	222	660	34
Lozovo	2861	2858	2659	162	1	2
Lukovo	1513	1509	1363	75	-	65
Mavrovi Anovi	1000	984	906	68	-	3
Makedonska Kameni ca	8123	8110	7520	450	-	97
Makedonski Brod	5652	5588	5186	360	-	24
Me{ ei { ta	2587	2567	2473	55	-	16
Mi ravci	2631	2626	2491	126	-	3
Mogj l a	4547	4536	4390	84	3	54
Murti no	6549	6544	6365	135	-	28
Negoti no	19249	19212	18191	863	3	15
Negoti no-Pol o{ ko	16865	16813	16260	31	3	377
Novaci	2518	2478	2430	32	1	6

Tabela 2: Popi { ani I i ca spored pri -i ni te za pri sutnost-otsutnost - Vkupno  
Table 2: Enumerated persons according to the reasons of presence-absence - Total

stranstvo	Stranci so odobreni e za prestop vo Republ i ka Makedoni ja, pri sutni odna godi na i pove}e	Pri vremeno pri sutni I i ca vo mestoto na Popi s				Municipality
		Od stranstvo		Od drugo mesto vo Republ i ka Makedoni ja		
		Stranci so odobreni e za prestop vo Republ i ka Makedoni ja, pri sutni pomal ku od edna godi na	Begal ci , humani taro zgri ` eni I i ca i dr	Zaradi rabota, { kol uvawe i sl .	Prisi lno rasel eni I i ca	
abroad	Foreigners with residence permit in the Republic of Macedonia, present more than one year	Temporarily present persons in the Census place				Municipality
Other absent abroad		From abroad	From other place of the Republic of Macedonia			
		Foreigners with residence permit in the Republic of Macedonia, present less than one year	Refugees, persons under humanitarian care etc.	In order to work, attending school etc.	Forced migrated persons	
17	81	6	7	74	2	Doleni
12	4	1	-	5	-	Drugovo
80	63	-	117	-	-	@elino
13	2	-	2	-	-	@ito{e
50	32	5	13	-	-	Zajas
4	8	-	12	6	-	Zelenikovo
9	11	-	-	1	-	Zletovo
22	-	-	-	4	-	Zrnovci
1	1	-	-	2	-	Izvor
42	73	7	23	13	8	Ilinden
17	10	-	4	5	3	Jegunovce
275	39	3	8	137	-	Kavadarci
36	56	1	25	-	-	Kamenjane
11	3	-	1	2	-	Karbinci
166	46	7	28	20	-	Ki-evo
4	2	-	1	7	-	Kle-evce
29	44	2	16	111	-	Kondovo
-	3	61	1	63	-	Konopi{te
6	5	-	-	-	-	Kon-e
3	3	-	1	-	-	Kosel
297	34	3	6	17	-	Ko-ani
41	22	1	2	64	1	Kratovo
205	36	4	-	31	-	Kriva Palanka
13	4	2	-	10	-	Krivoga{tani
32	12	-	11	55	3	Kru{evo
3	3	-	3	5	-	Kukli{
7	-	-	-	1	-	Kukure-ani
545	484	27	342	119	651	Kumanovo
45	2	-	4	4	-	Labuni{ta
40	97	5	303	8	10	Lipkovo
9	25	1	2	-	-	Lozovo
2	4	-	-	4	-	Lukovo
2	5	-	2	14	-	Mavrovi Anovi
34	9	-	1	12	-	Makedonska Kamenica
14	4	1	3	60	-	Makedonski Brod
22	1	-	2	16	2	Me{ei{ta
1	5	1	-	4	-	Miravci
5	-	3	-	8	-	Mogila
12	4	-	1	4	-	Murtino
88	52	2	1	34	-	Negotino
52	90	5	47	-	-	Negotino - Polo{ko
8	1	-	1	39	-	Novaci

Tabela 2: Popi { ani l i ca spored pri -i ni te za pri sutnost-otsutnost - Vkupno  
Table 2: Enumerated persons according to the reasons of presence-absence - Total

Op{ ti na	Vkupno nasel eni e					
	Popi { ani l i ca	Vkupno	Pri sutni vo mestoto na voobi -aeno ` i veewe	Otsutni vo drugo mesto vo Republ i ka Makedoni ja		Otsutni vo
				Zaradi rabota, { kol uvawe i sl .	Pri si l no rasel eni l i ca	Na rabota kaj stranski rabotodavec i l i na samostojna rabota i l i prestopj, do edna godi na
Enumerated persons	Total population					
	Total	Present in the place of usual residence	Absent elsewhere in the Republic of Macedonia		Absent	
			In order to work, attending school etc.	Forced migrated persons	Working for foreign employer's or working independently or staying, up to one year	
Novo Selo	11971	11966	11208	313	-	364
Oble{evo	5076	5071	4853	139	-	59
Orasac	1253	1252	1215	26	-	3
Ori zari	4410	4403	4129	190	3	58
Oslomej	10438	10425	9889	137	1	351
Ohrid	54839	54380	51744	1644	2	390
Petrovec	8636	8255	8009	97	-	21
Peh-evo	5519	5517	5121	363	1	5
Plasnica	4551	4545	4341	84	2	103
Podare{	3747	3746	3529	187	-	22
Pri lep	74065	73351	70969	1675	12	175
Probi {tip	12804	12765	11708	928	6	36
Radovi {	24522	24498	23127	1031	3	178
Rankovce	4151	4144	3789	318	-	14
Resen	16916	16825	16090	594	1	11
Rosoman	4151	4141	3991	136	1	2
Rostu{a	9467	9451	8830	134	-	467
Samokov	1587	1553	1438	110	-	4
Saraj	24356	24253	23716	41	5	376
Sveti Nikole	18532	18497	17496	807	1	87
Sopi {te	9530	9522	9350	62	2	30
Sopotnica	2332	2319	2235	69	-	5
Srbino	3731	3709	3173	31	-	457
Star Dojran	3472	3426	3210	169	-	6
Staravina	320	316	305	11	-	-
Staro Nagorice	4273	4258	4126	108	-	8
Struga	37017	36892	34968	913	3	742
Strumica	45213	45087	42798	1525	3	197
Studenici	17269	17246	17064	66	6	33
Tearce	22523	22454	20615	111	390	1192
Tetovo	71607	70841	68801	646	204	612
Topolani	2924	2923	2872	36	-	8
Capari	1426	1424	1387	28	1	1
Centar @upa	6301	6299	5407	83	1	782
^a{ka	2916	2878	2720	122	2	29
^egrane	12346	12310	12113	58	-	85
^e{inovo	2426	2419	2306	95	-	13
^u-er - Sandevo	8762	8493	8347	53	17	18
Xepi {te	7963	7919	7560	8	8	307
[ ipkovi ca	7854	7820	7578	12	5	176
[ tip	48098	47796	45710	1548	4	100



Tabela 2: Popi { ani I i ca spored pri ~i ni te za pri sutnost-otsutnost - Vkupno  
Table 2: Enumerated persons according to the reasons of presence-absence - Total

stranstvo	Stranci so odobreni e za prestop vo Republ i ka Makedoni ja, pri sutni edna godi na i pove}e	Pri vremen o pri sutni I i ca vo mestoto na Popi s				Municipality
		Od stranstvo		Od drugo mesto vo Republ i ka Makedoni ja		
		Stranci so odobreni e za prestop vo Republ i ka Makedoni ja, pri sutni pomal ku od edna godi na	Begal ci , humani tar no zgri `eni I i ca i dr	Zaradi rabota, { kol uvawe i sl .	Prisi l no rasel eni I i ca	
abroad	Foreigners with residence permit in the Republic of Macedonia, present more than one year	Temporarily present persons in the Census place		From other place of the Republic of Macedonia		
Other absent abroad	Foreigners with residence permit in the Republic of Macedonia, present less than one year	Foreigners with residence permit in the Republic of Macedonia, present less than one year	Refugees, persons under humanitarian care etc.	In order to work, attending school etc.	Forced migrated persons	
58	23	-	1	4	-	Novo Selo
19	1	-	-	5	-	Oble{evo
6	2	-	-	1	-	Ora{ac
20	3	-	-	7	-	Orizari
43	4	2	11	-	-	Oslomej
515	85	6	14	435	4	Ohrid
44	84	2	364	9	6	Petrovec
23	4	-	1	1	-	Peh-evo
13	2	-	6	-	-	Plasnica
7	1	-	-	1	-	Podare{
440	80	13	16	679	6	Prilep
56	31	-	-	39	-	Probi{tip
133	26	1	1	19	3	Radovi{
17	6	-	-	7	-	Rankovce
100	29	3	-	85	3	Resen
8	3	-	4	6	-	Rosoman
15	5	2	10	4	-	Rostu{a
1	-	-	-	30	4	Samokov
31	84	3	14	-	86	Saraj
65	41	-	4	31	-	Sveti Nikole
63	15	1	2	5	-	Sopi{te
6	4	-	1	12	-	Sopotnica
23	25	-	21	1	-	Srbino vo
22	19	-	4	42	-	Star Dojran
-	-	-	-	4	-	Staravina
9	7	2	13	-	-	Staro Nagori-ane
226	40	4	15	101	5	Struga
511	53	11	8	107	-	Strumica
13	64	4	19	-	-	Studen i-ani
77	69	4	63	2	-	Tearce
271	307	86	157	506	17	Tetovo
4	3	-	1	-	-	Topol-ani
2	5	-	1	1	-	Capari
25	1	1	1	-	-	Centar @upa
-	5	-	-	35	3	^a{ka
23	31	2	34	-	-	^egrane
2	3	-	-	7	-	^e{inovo
17	41	1	266	2	-	^u-er - Sandevo
21	15	-	36	-	8	D`ep-i{te
5	44	2	32	-	-	[ipkovica
384	50	7	5	287	3	[tip

Tabela 2: Popi { ani l i ca spored pri ~i ni te za pri sutnost-otsutnost - Ma` i  
Table 2: Enumerated persons according to the reasons of presence-absence - Male

Op{ ti na	Popi { ani l i ca		Vkupno nasel eni e			
	Vkupno	Pri sutni vo mestoto na voobi -aeno` i veewe	Otsutni vo drugo mesto vo Republ i ka Makedoni ja		Otsutni vo	
			Zaradi rabota, { kol uvawe i sl .	Pri si l no rasel eni l i ca	Na rabota kaj stranski rabotodavec i l i na samostojna rabota i l i prestopj, do edna godi na	
Enumerated persons	Total	Present in the place of usual residence	Absent elsewhere in the Republic of Macedonia		Absent	
			In order to work, attending school etc.	Forced migrated persons	Working for foreign employer's or working independently or staying, up to one year	
	<b>Republ i ka Makedoni ja</b>	<b>1023564</b>	<b>1015377</b>	<b>963179</b>	<b>26477</b>	<b>1084</b>
Skopje	233710	229485	223825	1952	20	979
Gazi Baba	37346	36177	35321	370	1	218
\or-e Petrov	20732	20605	20090	235	2	72
Karpo{	29730	28532	27782	185	2	101
Ki sel a Voda	62158	61355	59832	544	4	220
Centar	40807	40056	38906	274	3	218
^ai r	34195	34104	33415	222	7	141
[ uto Ori zari	8742	8656	8479	122	1	9
Ara-i novo	6275	6242	5709	34	289	188
Ba-	396	396	387	5	-	1
Bel -i { ta	1492	1462	1353	82	-	14
Berovo	7013	7006	6448	501	-	30
Bi stri ca	2566	2565	2490	48	-	12
Bi tol a	42865	42373	40835	851	4	148
Bl atec	1026	1026	810	53	1	146
Bogdanci	4386	4377	4094	235	2	12
Bogovi we	7360	7351	7078	15	6	242
Bogomi l a	627	625	576	46	-	3
Bosi l ovo	6432	6429	6156	155	-	76
Brveni ca	7933	7924	7524	120	7	252
Val andovo	6154	6139	5680	377	1	34
Vasi l evo	6351	6339	6030	198	-	68
Vev-ani	1232	1229	989	138	-	89
Vel es	29043	28933	27415	1055	4	321
Vel e{ ta	4173	4170	4088	30	-	35
Vi ni ca	9186	9173	8128	566	-	379
Vi tol i { te	247	247	243	2	-	2
Vrane{ ti ca	677	677	648	20	-	6
Vrap-i { te	4264	4262	4040	39	1	163
Vratni ca	1843	1842	1607	29	1	171
Vrutok	2990	2988	2767	27	-	175
Gevgel i ja	10112	10070	9468	494	1	24
Gosti var	24775	24730	22651	419	1	1476
Gradsko	1975	1971	1865	81	-	9
Debar	9225	9221	8682	187	8	273
Del ogo` di	4041	4038	3977	34	-	21
Del -evo	8983	8977	7953	777	1	138
Demi r Kapi ja	2352	2347	2187	148	1	1
Demi r Hi sar	3686	3681	3550	110	-	11
Dobru{ evo	1155	1155	1119	29	-	-
Dol na Bawi ca	4821	4821	4680	44	-	82

Tabela 2: Popi { ani I i ca spored pri ~i ni te za pri sutnost-otsutnost - Ma` i  
Table 2: Enumerated persons according to the reasons of presence-absence - Male

stranstvo	Stranci so odobreni e za prestoj vo Republ i ka Makedoni ja, pri sutni edna godi na i pove}e	Pri vremeno pri sutni I i ca vo mestoto na Popi s				Municipality
		Od stranstvo		Od drugo mesto vo Republ i ka Makedoni ja		
		Stranci so odobreni e za prestoj vo Republ i ka Makedoni ja, pri sutni pomal ku od edna godi na	Begal ci , humani taro zgri `eni I i ca i dr	Zaradi rabota, { kol uvawe i sl .	Prisi lno rasel eni I i ca	
abroad	Foreigners with residence permit in the Republic of Macedonia, present more than one year	Temporarily present persons in the Census place				Republic of Macedonia
Other absent abroad		From abroad	From other place of the Republic of Macedonia			
		Foreigners with residence permit in the Republic of Macedonia, present less than one year	Refugees, persons under humanitarian care etc.	In order to work, attending school etc.	Forced migrated persons	
6953	1246	271	1134	5788	994	Republic of Macedonia
2098	611	103	310	3284	528	Skopje
194	73	9	48	849	263	Gazi Baba
131	75	11	29	62	25	\or-e Petrov
341	121	23	24	1082	69	Karpo{
633	122	32	22	660	89	Kisela Voda
547	108	16	67	597	71	Centar
222	97	10	39	34	8	^ air
30	15	2	81	-	3	[ uto Orizari
21	1	-	13	-	20	Ara-inovo
1	2	-	-	-	-	Ba-
8	5	-	6	24	-	Bel-i{ta
25	2	-	-	7	-	Berovo
14	1	-	-	1	-	Bistrica
485	50	12	7	460	13	Bitola
16	-	-	-	-	-	Blatec
22	12	3	1	2	3	Bogdanci
9	1	-	9	-	-	Bogovinje
-	-	-	-	2	-	Bogomila
41	1	1	2	-	-	Bosilovo
21	-	1	6	2	-	Brvenica
40	7	2	6	7	-	Valandovo
42	1	1	6	5	-	Vasilevo
13	-	-	-	3	-	Vev-ani
117	21	-	12	97	1	Veles
17	-	-	3	-	-	Vele{ta
93	7	3	3	4	3	Vinica
-	-	-	-	-	-	Vitoli{te
3	-	-	-	-	-	Vrane{tica
19	-	-	2	-	-	Vrap-i{te
33	1	-	-	1	-	Vratnica
19	-	-	-	2	-	Vrutok
70	13	5	2	34	1	Gevgelija
173	10	-	29	13	3	Gostivar
13	3	-	4	-	-	Gradsko
71	-	1	1	2	-	Debar
6	-	-	1	2	-	Delogo` di
104	4	-	1	5	-	Del-evo
6	4	-	-	5	-	Demir Kapija
9	1	-	-	4	1	Demir Hisar
5	2	-	-	-	-	Dobru{evo
13	2	-	-	-	-	Dolna Banjica

Tabela 2: Popi { ani l i ca spored pri -i ni te za pri sutnost-otsutnost - Ma` i  
Table 2: Enumerated persons according to the reasons of presence-absence - Male

Op{ ti na	Popi { ani l i ca		Vkupno nasel eni e			
	Vkupno	Pri sutni vo mestoto na voobi -aeno` i veewe	Otsutni vo drugo mesto vo Republ i ka Makedoni ja		Otsutni vo	
			Zaradi rabota, { kol uvawe i sl .	Pri si l no rasel eni l i ca	Na rabota kaj stranski rabotodavec i l i na samostojna rabota i l i prestopj, do edna godi na	
					Total population	
Enumerated persons	Total	Present in the place of usual residence	Absent elsewhere in the Republic of Macedonia		Absent	
			In order to work, attending school etc.	Forced migrated persons	Working for foreign employer's or working independently or staying, up to one year	
Dol neni	6149	6101	5880	175	1	24
Drugovo	1683	1682	1614	59	-	4
@el i no	12355	12335	10807	23	-	1449
@i to{ e	1075	1074	998	51	-	14
Zajas	5799	5797	4880	138	-	739
Zel eni kovo	2138	2131	2095	30	-	5
Zl etovo	1755	1755	1573	171	-	2
Zrnovci	1698	1696	1490	47	-	145
I zvor	562	561	506	49	-	6
I l i nden	8197	8180	7946	162	1	18
Jegunovce	3709	3701	3529	125	7	30
Kavadarci	19597	19463	18309	952	1	44
Kamewane	7292	7285	6647	33	2	578
Karbi nci	2035	2034	1957	62	-	3
Ki -evo	15159	15143	13919	687	-	436
Kl e-evce	840	837	806	25	1	1
Kondovo	5817	5700	5516	22	43	90
Konopi { te	310	188	181	6	1	-
Kon-e	1886	1886	1778	97	2	5
Kosel	695	695	670	21	-	-
Ko-ani	16970	16957	15806	723	-	236
Kratovo	5374	5327	4811	459	-	27
Kri va Pal anka	10743	10727	9319	1136	1	83
Kri voja{ tani	3167	3160	3067	68	-	15
Kru{ evo	4955	4918	4576	272	-	52
Kukl i {	2327	2322	2259	48	-	12
Kukure-ani	1318	1318	1288	20	-	7
Kumanovo	52485	51961	49836	1081	13	624
Labuni { ta	4240	4236	3811	87	-	305
Li pkovo	13856	13759	13206	147	337	29
Lozovo	1504	1504	1358	128	-	2
Lukovo	784	782	671	49	-	59
Mavrovi Anovi	521	513	468	42	-	1
Makedonska Kameni ca	4259	4254	3840	312	-	77
Makedonski Brod	2913	2880	2605	247	-	20
Me{ ei { ta	1299	1286	1231	34	-	10
Mi ravci	1353	1350	1259	86	-	3
Mogj l a	2408	2403	2315	53	1	33
Murti no	3298	3297	3180	88	-	19
Negoti no	9799	9777	9178	534	1	10
Negoti no - Pol o{ ko	8172	8160	7767	26	1	331
Novaci	1331	1292	1260	20	1	3

Tabela 2: Popi { ani l i ca spored pri -i ni te za pri sutnost-otsutnost - Ma` i  
Table 2: Enumerated persons according to the reasons of presence-absence - Male

stranstvo	Stranci so odobreni e za prestop vo Republ i ka Makedoni ja, pri sutni edna godi na i pove}e	Pri vremeno pri sutni l i ca vo mestoto na Popi s				Municipality
		Od stranstvo		Od drugo mesto vo Republ i ka Makedoni ja		
		Stranci so odobreni e za prestop vo Republ i ka Makedoni ja, pri sutni pomal ku od edna godi na	Begal ci , humani taro zgri ` eni l i ca i dr	Zaradi rabota, { kol uvawe i sl .	Prisi l no rasel eni l i ca	
abroad	Foreigners with residence permit in the Republic of Macedonia, present more than one year	Temporarily present persons in the Census place				Municipality
Other absent abroad		From abroad	From other place of the Republic of Macedonia			
		Foreigners with residence permit in the Republic of Macedonia, present less than one year	Refugees, persons under humanitarian care etc.	In order to work, attending school etc.	Forced migrated persons	
12	9	1	2	44	1	Dolneni
5	-	-	-	1	-	Drugovo
55	1	-	20	-	-	@elino
11	-	-	1	-	-	@ito{e
40	-	-	2	-	-	Zajas
1	-	-	3	4	-	Zelenikovo
8	1	-	-	-	-	Zletovo
14	-	-	-	2	-	Zrnovci
-	-	-	-	1	-	Izvor
30	23	1	8	6	2	Ilinden
9	1	-	2	4	2	Jegunovce
146	11	1	4	129	-	Kavadarci
25	-	-	7	-	-	Kamenjane
10	2	-	-	1	-	Karbinci
91	10	1	6	9	-	Ki-evo
3	1	-	-	3	-	Kle-evce
24	5	1	5	111	-	Kondovo
-	-	60	-	62	-	Konopi{te
3	1	-	-	-	-	Kon-e
2	2	-	-	-	-	Kosel
183	9	2	5	6	-	Ko-ani
23	7	1	-	46	-	Kratovo
179	9	1	-	15	-	Kriva Palanka
10	-	1	-	6	-	Krivoga{tani
17	1	-	2	33	2	Kru{evo
3	-	-	2	3	-	Kukli{
3	-	-	-	-	-	Kukure-ani
303	104	8	113	65	338	Kumanovo
32	1	-	1	3	-	Labuni{ta
31	9	2	86	4	5	Lipkovo
7	9	-	-	-	-	Lozovo
2	1	-	-	2	-	Lukovo
2	-	-	-	8	-	Mavrovi Anovi
23	2	-	-	5	-	Makedonska Kamenica
4	4	1	1	31	-	Makedonski Brod
11	-	-	1	11	1	Me{ei{ta
-	2	1	-	2	-	Miravci
1	-	1	-	4	-	Mogila
10	-	-	-	1	-	Murtino
45	9	2	-	20	-	Negotino
35	-	1	11	-	-	Negotino - Polo{ko
7	1	-	-	39	-	Novaci

Tabela 2: Popi { ani l i ca spored pri -i ni te za pri sutnost-otsutnost - Ma` i  
Table 2: Enumerated persons according to the reasons of presence-absence - Male

Op{ ti na	Popi { ani l i ca		Vkupno nasel eni e			
	Vkupno	Pri sutni vo mestoto na voobi -aeno` i veewe	Otsutni vo drugo mesto vo Republ i ka Makedoni ja		Otsutni vo	
			Zaradi rabota, { kol uvawe i sl .	Pri si l no rasel eni l i ca	Na rabota kaj stranski rabotodavec i l i na samostojna rabota i l i prestoj, do edna godi na	
					Total population	
Enumerated persons	Total	Present in the place of usual residence	Absent elsewhere in the Republic of Macedonia		Working for foreign employer's or working independently or staying, up to one year	
			In order to work, attending school etc.	Forced migrated persons		
Novo Selo	6188	6184	5734	189	-	228
Oble{evo	2615	2613	2456	99	-	47
Orasac	660	659	625	23	-	3
Ori zari	2242	2235	2047	129	1	45
Oslomej	5327	5326	4928	80	-	290
Ohrid	27121	26903	25458	873	-	269
Petrovec	4440	4250	4104	83	-	16
Peh-evo	2795	2795	2553	226	-	3
Plasnica	2271	2268	2099	77	-	82
Podare{	1942	1942	1783	133	-	21
Pri lep	37016	36716	35330	1016	2	116
Probi {tip	6513	6493	5821	600	-	30
Radovi {	12523	12512	11683	632	3	120
Rankovce	2181	2177	1909	242	-	11
Resen	8460	8413	7995	349	-	9
Rosoman	2151	2150	2062	81	-	2
Rostu{a	4724	4722	4168	105	-	437
Samokov	848	826	742	82	-	1
Saraj	12362	12315	11977	36	1	270
Sveti Nikole	9597	9571	8986	482	-	55
Sopi {te	4888	4885	4761	53	1	22
Sopotnica	1176	1169	1116	46	-	3
Srbino	1919	1917	1575	24	-	305
Star Dojran	1752	1728	1606	99	-	5
Staravina	161	159	152	7	-	-
Staro Nagori -ane	2257	2255	2157	85	-	8
Struga	18460	18407	17220	503	3	535
Strumica	22498	22428	21146	826	1	129
Studenici	8916	8910	8797	64	2	27
Tearce	11519	11502	10445	56	196	750
Tetovo	35864	35523	34410	378	95	426
Topol -ani	1562	1562	1524	29	-	5
Capari	714	713	693	17	-	1
Centar @upa	3200	3200	2554	74	-	556
^a{ka	1549	1530	1396	111	-	23
^egrane	6048	6042	5928	39	-	57
^e{inovo	1257	1254	1186	58	-	9
^u-er - Sandevo	4614	4485	4401	47	11	14
Xep-i {te	4062	4049	3830	5	3	198
[ i pkovica	3981	3971	3841	9	2	115
[ tip	23998	23920	22717	914	1	63

Tabela 2: Popi { ani l i ca spored pri -i ni te za pri sutnost-otsutnost - Ma` i  
Table 2: Enumerated persons according to the reasons of presence-absence - Male

stranstvo	Stranci so odobreni e za prestop vo Republ i ka Makedoni ja, pri sutni edna godi na i pove}e	Pri vremen o pri sutni l i ca vo mestoto na Popi s				Municipality	
		Od stranstvo		Od drugo mesto vo Republ i ka Makedoni ja			
		Stranci so odobreni e za prestop vo Republ i ka Makedoni ja, pri sutni pomal ku od edna godi na	Begal ci , humani tar no zgri ` eni l i ca i dr	Zaradi rabota, { kol uvawe i sl .	Prisi l no rasel eni l i ca		
abroad	Foreigners with residence permit in the Republic of Macedonia, present more than one year	Temporarily present persons in the Census place					
Other absent abroad		From abroad	From other place of the Republic of Macedonia				
		Foreigners with residence permit in the Republic of Macedonia, present less than one year	Refugees, persons under humanitarian care etc.	In order to work, attending school etc.	Forced migrated persons		
32	1	-	-	1	3	-	Novo Selo
11	-	-	-	-	2	-	Oble{evo
6	2	-	-	-	1	-	Ora{ac
13	-	-	-	-	7	-	Orizari
28	-	-	-	1	-	-	Oslomej
286	17	2	-	6	209	1	Ohrid
33	14	-	-	184	5	1	Petrovec
12	1	-	-	-	-	-	Peh-evo
10	-	-	-	3	-	-	Plasnica
5	-	-	-	-	-	-	Podare{
232	20	2	-	8	287	3	Prilep
32	10	-	-	-	20	-	Probi{tip
68	6	1	-	1	8	1	Radovi{
15	-	-	-	-	4	-	Rankovce
57	3	-	-	-	45	2	Resen
4	1	-	-	-	1	-	Rosoman
12	-	-	-	-	2	-	Rostu{a
1	-	-	-	-	20	2	Samokov
21	10	-	-	2	-	45	Saraj
41	7	-	-	1	25	-	Sveti Nikole
45	3	-	-	-	3	-	Sopi{te
3	1	-	-	-	7	-	Sopotnica
11	2	-	-	2	-	-	Srbino
11	7	-	-	1	23	-	Star Dojran
-	-	-	-	-	2	-	Staravina
5	-	1	-	1	-	-	Staro Nagori-ane
141	5	-	-	2	50	1	Struga
296	30	3	-	3	64	-	Strumica
7	13	1	-	5	-	-	Studen i-ani
42	13	-	-	16	1	-	Tearce
152	62	39	-	38	255	9	Tetovo
4	-	-	-	-	-	-	Topol-ani
2	-	-	-	-	1	-	Capari
16	-	-	-	-	-	-	Centar @upa
-	-	-	-	-	18	1	^a{ka
17	1	-	-	6	-	-	^egrane
1	-	-	-	-	3	-	^e{inovo
8	4	1	-	128	-	-	^u-er - Sandevo
10	3	-	-	9	-	4	D`ep-i{te
4	-	-	-	10	-	-	[ipkovi ca
212	13	3	-	-	75	-	[tip

Tabela 2: Popi { ani l i ca spored pri -i ni te za pri sutnost-otsutnost - @eni  
Table 2: Enumerated persons according to the reasons of presence-absence - Female

Op{ ti na	Popi { ani l i ca		Vkupno nasel eni e			
	Vkupno	Pri sutni vo mestoto na voobi -aeno ` i veewe	Otsutni vo drugo mesto vo Republ i ka Makedoni ja		Otsutni vo	
			Zaradi rabota, { kol uvawe i sl .	Pri si l no rasel eni l i ca	Na rabota kaj stranski rabotodavec i l i na samostojna rabota i l i prestopj, do edna godi na	
Enumerated persons	Total	Present in the place of usual residence	Absent elsewhere in the Republic of Macedonia		Absent	
			In order to work, attending school etc.	Forced migrated persons	Working for foreign employer's or working independently or staying, up to one year	
Republ i ka Makedoni ja	1017365	1007170	974467	15691	1168	6557
Skopje	243017	237772	233377	716	37	540
Gazi Baba	37227	36045	35529	72	4	93
\or-e Petrov	21015	20885	20552	90	3	31
Karpo{	32629	31278	30576	87	5	75
Ki sel a Voda	65197	64024	62840	251	9	151
Centar	43701	42548	41640	89	9	106
^ai r	34431	34291	33678	83	6	81
[ uto Ori zari	8817	8701	8562	44	1	3
Ara-i novo	5813	5750	5306	7	313	68
Ba-	359	359	346	8	-	-
Bel -i { ta	1503	1478	1379	80	1	5
Berovo	6939	6935	6545	333	-	21
Bi stri ca	2484	2477	2436	16	-	6
Bi tol a	44787	44035	42729	754	10	78
Bl atec	998	998	868	29	-	90
Bogdanci	4340	4330	4092	183	-	4
Bogovi we	7239	7204	7075	4	4	72
Bogomi l a	629	627	605	19	-	-
Bosi l ovo	6037	6028	5880	95	1	31
Brveni ca	7976	7931	7745	37	5	104
Val andovo	5782	5751	5460	238	3	16
Vasi l evo	5797	5783	5664	89	1	10
Vev-ani	1205	1204	1122	73	-	8
Vel es	28801	28669	27779	664	5	52
Vel e{ ta	3997	3986	3923	23	-	26
Vi ni ca	8759	8741	8233	279	1	171
Vi tol i { te	247	247	244	2	-	1
Vrane{ ti ca	645	645	624	12	-	2
Vrap-i { te	4335	4324	4212	22	-	55
Vratni ca	1723	1721	1557	10	3	97
Vrutok	3020	3011	2929	17	1	36
Gevgel i ja	10321	10292	9749	442	1	19
Gosti var	24882	24815	23368	419	2	798
Gradsko	1800	1789	1697	48	4	4
Debar	8749	8731	8488	111	5	87
Del ogo` di	3862	3846	3788	38	1	6
Del -evo	8537	8528	8025	390	-	49
Demi r Kapi ja	2206	2198	2083	96	-	-
Demi r Hi sar	3503	3497	3402	73	-	11
Dobru{ evo	1020	1019	998	17	-	-
Dol na Bawi ca	4660	4646	4570	14	-	36



Tabela 2: Popi { ani I i ca spored pri ~i ni te za pri sutnost-otsutnost - @eni  
Table 2: Enumerated persons according to the reasons of presence-absence - Female

stranstvo	Stranci so odobreni e za prestop vo Republ i ka Makedoni ja, pri sutni edna godi na i pove}e	Pri vremeno pri sutni I i ca vo mestoto na Popi s				Municipality
		Od stranstvo		Od drugo mesto vo Republ i ka Makedoni ja		
		Stranci so odobreni e za prestop vo Republ i ka Makedoni ja, pri sutni pomal ku od edna godi na	Begal ci , humani taro zgri `eni I i ca i dr	Zaradi rabota, { kol uvawe i sl .	Prisi lno rasel eni I i ca	
abroad	Foreigners with residence permit in the Republic of Macedonia, present more than one year	Temporarily present persons in the Census place				Republic of Macedonia
Other absent abroad		From abroad	From other place of the Republic of Macedonia			
		Foreigners with residence permit in the Republic of Macedonia, present less than one year	Refugees, persons under humanitarian care etc.	In order to work, attending school etc.	Forced migrated persons	
5175	4112	371	2172	6668	984	Republic of Macedonia
1860	1242	133	460	4117	535	Skopje
175	172	15	96	813	258	Gazi Baba
86	123	10	36	60	24	\or-e Petrov
378	157	25	21	1231	74	Karpo{
550	223	37	36	1002	98	Kisela Voda
474	230	21	90	973	69	Centar
173	270	23	69	38	10	^ air
24	67	2	112	-	2	[uto Orizari
18	38	2	44	-	17	Ara-inovo
2	3	-	-	-	-	Ba-
9	4	1	3	21	-	Bel-i{ta
30	6	-	-	4	-	Berovo
5	14	6	-	1	-	Bistrica
392	72	21	7	713	11	Bitola
10	1	-	-	-	-	Blatec
15	36	6	-	2	2	Bogdanci
2	47	2	33	-	-	Bogovinje
-	3	-	-	2	-	Bogomila
13	8	1	2	6	-	Bosilovo
8	32	5	38	2	-	Brvenica
16	18	2	14	15	-	Valandovo
10	9	1	7	6	-	Vasilevo
1	-	-	-	1	-	Vev-ani
114	55	5	27	98	2	Veles
11	3	-	11	-	-	Vele{ta
51	6	5	1	9	3	Vinica
-	-	-	-	-	-	Vitoli{te
5	2	-	-	-	-	Vrane{tica
13	22	-	11	-	-	Vrap-i{te
25	29	-	2	-	-	Vratnica
17	11	-	8	1	-	Vrutok
60	21	1	1	26	1	Gevgelija
120	108	3	47	14	3	Gostivar
9	27	5	6	-	-	Gradsko
25	15	3	13	2	-	Debar
5	8	-	15	1	-	Delogo` di
49	15	2	2	5	-	Del-evo
3	16	-	-	8	-	Demir Kapija
8	3	1	-	2	3	Demir Hisar
1	3	-	1	-	-	Dobru{evo
2	24	-	14	-	-	Dolna Banjica

Tabela 2: Popi { ani l i ca spored pri -i ni te za pri sutnost-otsutnost - @eni  
Table 2: Enumerated persons according to the reasons of presence-absence - Female

Op{ ti na	Popi { ani l i ca	Vкупno nasel eni e				
		Vкупno	Pri sutni vo mestoto na voobi -aeno ` i veewe	Otsutni vo drugo mesto vo Republ i ka Makedoni ja		Otsutni vo
				Zaradi rabota, { kol uvawe i sl .	Pri si l no rasel eni l i ca	Na rabota kaj stranski rabotodavec i l i na samostojna rabota i l i prestopj, do edna godi na
Enumerated persons	Total	Present in the place of usual residence	Absent elsewhere in the Republic of Macedonia		Absent	
			In order to work, attending school etc.	Forced migrated persons	Working for foreign employer's or working independently or staying, up to one year	
Dol neni	5523	5482	5331	64	4	6
Drugovo	1572	1567	1516	37	-	3
@el i no	12152	12055	11540	1	2	425
@i to{ e	1055	1054	1030	15	-	5
Zajas	5824	5808	5528	81	1	156
Zel eni kovo	1957	1946	1928	4	-	3
Zl etovo	1674	1673	1594	67	1	-
Zrnovci	1570	1568	1430	23	-	107
I zvor	489	488	463	21	-	2
I l i nden	7748	7714	7614	29	-	9
Jegunovce	3530	3526	3409	69	10	21
Kavadarci	18942	18928	17903	841	6	21
Kamewane	7176	7157	6903	8	3	176
Karbi nci	1980	1978	1964	12	-	-
Ki -evo	15034	14995	14159	526	2	197
Kl e-evce	777	772	757	13	-	-
Kondovo	5467	5455	5364	6	27	14
Konopi { te	165	162	156	3	-	-
Kon-e	1650	1650	1592	50	-	1
Kosel	675	674	662	10	-	-
Ko-ani	16745	16732	15987	482	3	121
Kratovo	5135	5114	4842	228	-	11
Kri va Pal anka	10112	10093	9603	417	2	18
Kri voja{ tani	2852	2847	2804	30	-	6
Kru{ evo	4798	4766	4591	132	2	15
Kukl i {	2130	2127	2106	15	-	3
Kukure-ani	1194	1193	1175	13	-	1
Kumanovo	51859	51244	49763	481	15	363
Labuni { ta	4703	4699	4632	31	-	22
Li pkovo	13528	13299	12799	75	323	5
Lozovo	1357	1354	1301	34	1	-
Lukovo	729	727	692	26	-	6
Mavrovi Anovi	479	471	438	26	-	2
Makedonska Kameni ca	3864	3856	3680	138	-	20
Makedonski Brod	2739	2708	2581	113	-	4
Me{ ei { ta	1288	1281	1242	21	-	6
Mi ravci	1278	1276	1232	40	-	-
Mogj l a	2139	2133	2075	31	2	21
Murti no	3251	3247	3185	47	-	9
Negoti no	9450	9435	9013	329	2	5
Negoti no - Pol o{ ko	8693	8653	8493	5	2	46
Novaci	1187	1186	1170	12	-	3

Tabela 2: Popisani lica spored pri -i ni te za prisutnost-otsutnost - @eni  
Table 2: Enumerated persons according to the reasons of presence-absence - Female

stranstvo	Stranci so odobreni e za prestop vo Republ i ka Makedoni ja, prisutni edna godi na i pove}e	Pri vremen o pri sutni l i ca vo mestoto na Popi s					Municipality
		Od stranstvo		Od drugo mesto vo Republ i ka Makedoni ja			
		Stranci so odobreni e za prestop vo Republ i ka Makedoni ja, prisutni pomal ku od edna godi na	Begal ci , humani tar no zgri ` eni l i ca i dr	Zaradi rabota, { kol uvawe i sl .	Prisi l no rasel eni l i ca		
abroad	Foreigners with residence permit in the Republic of Macedonia, present more than one year	Temporarily present persons in the Census place					
Other absent abroad		From abroad		From other place of the Republic of Macedonia			
		Foreigners with residence permit in the Republic of Macedonia, present less than one year	Refugees, persons under humanitarian care etc.	In order to work, attending school etc.	Forced migrated persons		
5	72	5	5	30	1	Doleni	
7	4	1	-	4	-	Drugovo	
25	62	-	97	-	-	@elino	
2	2	-	1	-	-	@ito{e	
10	32	5	11	-	-	Zajas	
3	8	-	9	2	-	Zelenikovo	
1	10	-	-	1	-	Zletovo	
8	-	-	-	2	-	Zrnovci	
1	1	-	-	1	-	Izvor	
12	50	6	15	7	6	Ilinden	
8	9	-	2	1	1	Jegunovce	
129	28	2	4	8	-	Kavadarci	
11	56	1	18	-	-	Kamenjane	
1	1	-	1	1	-	Karbinci	
75	36	6	22	11	-	Ki-evo	
1	1	-	1	4	-	Kle-evce	
5	39	1	11	-	-	Kondovo	
-	3	1	1	1	-	Konopi{te	
3	4	-	-	-	-	Kon-e	
1	1	-	1	-	-	Kosel	
114	25	1	1	11	-	Ko-ani	
18	15	-	2	18	1	Kratovo	
26	27	3	-	16	-	Kriva Palanka	
3	4	1	-	4	-	Krivoga{tani	
15	11	-	9	22	1	Kru{evo	
-	3	-	1	2	-	Kukli{	
4	-	-	-	1	-	Kukure-ani	
242	380	19	229	54	313	Kumanovo	
13	1	-	3	1	-	Labuni{ta	
9	88	3	217	4	5	Lipkovo	
2	16	1	2	-	-	Lozovo	
-	3	-	-	2	-	Lukovo	
-	5	-	2	6	-	Mavrovi Anovi	
11	7	-	1	7	-	Makedonska Kamenica	
10	-	-	2	29	-	Makedonski Brod	
11	1	-	1	5	1	Me{ei{ta	
1	3	-	-	2	-	Miravci	
4	-	2	-	4	-	Mogila	
2	4	-	1	3	-	Murtino	
43	43	-	1	14	-	Negotino	
17	90	4	36	-	-	Negotino - Polo{ko	
1	-	-	1	-	-	Novaci	

Tabela 2: Popi { ani l i ca spored pri -i ni te za pri sutnost-otsutnost - @eni  
Table 2: Enumerated persons according to the reasons of presence-absence - Female

Op{ ti na	Vkupno nasel eni e					
	Popi { ani l i ca	Vkupno	Pri sutni vo mestoto na voobi -aeno ` i veewe	Otsutni vo drugo mesto vo Republ i ka Makedoni ja		Otsutni vo
				Zaradi rabota, { kol uvawe i sl .	Pri si l no rasel eni l i ca	Na rabota kaj stranski rabotodavec i l i na samostojna rabota i l i prestoj, do edna godi na
Enumerated persons	Total population					
	Total	Present in the place of usual residence	Absent elsewhere in the Republic of Macedonia		Absent	
			In order to work, attending school etc.	Forced migrated persons	Working for foreign employer's or working independently or staying, up to one year	
Novo Selo	5783	5782	5474	124	-	136
Oble{evo	2461	2458	2397	40	-	12
Orasac	593	593	590	3	-	-
Ori zari	2168	2168	2082	61	2	13
Oslomej	5111	5099	4961	57	1	61
Ohrid	27718	27477	26286	771	2	121
Petrovec	4196	4005	3905	14	-	5
Peh-evo	2724	2722	2568	137	1	2
Plasnica	2280	2277	2242	7	2	21
Podare{	1805	1804	1746	54	-	1
Pri lep	37049	36635	35639	659	10	59
Probi {tip	6291	6272	5887	328	6	6
Radovi {	11999	11986	11444	399	-	58
Rankovce	1970	1967	1880	76	-	3
Resen	8456	8412	8095	245	1	2
Rosoman	2000	1991	1929	55	1	-
Rostu{a	4743	4729	4662	29	-	30
Samokov	739	727	696	28	-	3
Saraj	11994	11938	11739	5	4	106
Sveti Nikole	8935	8926	8510	325	1	32
Sopi {te	4642	4637	4589	9	1	8
Sopotnica	1156	1150	1119	23	-	2
Srbino	1812	1792	1598	7	-	152
Star Dojran	1720	1698	1604	70	-	1
Staravina	159	157	153	4	-	-
Staro Nagorice	2016	2003	1969	23	-	-
Struga	18557	18485	17748	410	-	207
Strumica	22715	22659	21652	699	2	68
Studenica	8353	8336	8267	2	4	6
Tearce	11004	10952	10170	55	194	442
Tetovo	35743	35318	34391	268	109	186
Topolani	1362	1361	1348	7	-	3
Capari	712	711	694	11	1	-
Centar @upa	3101	3099	2853	9	1	226
^a{ka	1367	1348	1324	11	2	6
^egrane	6298	6268	6185	19	-	28
^e{inovo	1169	1165	1120	37	-	4
^u-er - Sandevo	4148	4008	3946	6	6	4
Xepi {te	3901	3870	3730	3	5	109
[ ipkovi ca	3873	3849	3737	3	3	61
[ tip	24100	23876	22993	634	3	37

Tabela 2: Popisani lica spored pri -i ni te za prisutnost-otsutnost - @eni  
Table 2: Enumerated persons according to the reasons of presence-absence - Female

stranstvo	Stranci so odobreni e za prestop vo Republ i ka Makedoni ja, prisutni edna godi na i pove}e	Pri vremen o pri sutni l i ca vo mestoto na Popi s				Municipality
		Od stranstvo		Od drugo mesto vo Republ i ka Makedoni ja		
		Stranci so odobreni e za prestop vo Republ i ka Makedoni ja, prisutni pomal ku od edna godi na	Begal ci , humani tar no zgri `eni l i ca i dr	Zaradi rabota, { kol uvawe i sl .	Prisi l no rasel eni l i ca	
abroad	Foreigners with residence permit in the Republic of Macedonia, present more than one year	Temporarily present persons in the Census place				
Other absent abroad		From abroad		From other place of the Republic of Macedonia		
		Foreigners with residence permit in the Republic of Macedonia, present less than one year	Refugees, persons under humanitarian care etc.	In order to work, attending school etc.	Forced migrated persons	
26	22	-	-	1	-	Novo Selo
8	1	-	-	3	-	Oble{evo
-	-	-	-	-	-	Ora{ac
7	3	-	-	-	-	Orizari
15	4	2	10	-	-	Oslomej
229	68	4	8	226	3	Ohrid
11	70	2	180	4	5	Petrovec
11	3	-	1	1	-	Peh-evo
3	2	-	3	-	-	Plasnica
2	1	-	-	1	-	Podare{
208	60	11	8	392	3	Prilep
24	21	-	-	19	-	Probi{tip
65	20	-	-	11	2	Radovi{
2	6	-	-	3	-	Rankovce
43	26	3	-	40	1	Resen
4	2	-	4	5	-	Rosoman
3	5	2	10	2	-	Rostu{a
-	-	-	-	10	2	Samokov
10	74	3	12	-	41	Saraj
24	34	-	3	6	-	Sveti Nikole
18	12	1	2	2	-	Sopi{te
3	3	-	1	5	-	Sopotnica
12	23	-	19	1	-	Srbino
11	12	-	3	19	-	Star Dojran
-	-	-	-	2	-	Staravina
4	7	1	12	-	-	Staro Nagori-ane
85	35	4	13	51	4	Struga
215	23	8	5	43	-	Strumica
6	51	3	14	-	-	Studen i-ani
35	56	4	47	1	-	Tearce
119	245	47	119	251	8	Tetovo
-	3	-	1	-	-	Topol-ani
-	5	-	1	-	-	Capari
9	1	1	1	-	-	Centar @upa
-	5	-	-	17	2	^a{ka
6	30	2	28	-	-	^egrane
1	3	-	-	4	-	^e{inovo
9	37	-	138	2	-	^u-er - Sandevo
11	12	-	27	-	4	D`ep-i{te
1	44	2	22	-	-	[ipkovic a
172	37	4	5	212	3	[tip

Tabela 2a: Popi { ani l i ca spored pri -i ni te za pri sutnost-otsutnost - Vkupno (struktura)  
Table 2a: Enumerated persons according to the reasons of presence-absence - Total (structure)

Op{ ti na	Vkupno nasel eni e						
	Popi { ani l i ca	Vkupno	Pri sutni vo mestoto na voobi -aeno ` i veewe	Otsutni vo drugo mesto vo Republ i ka Makedoni ja		Otsutni vo	
				Zaradi rabota, { kol uvawe i sl .	Pri si l no rasel eni l i ca	Na rabota kaj stranski rabotodavec i l i na samostojna rabota i l i pre stoj, do edna godi na	
Enumerated persons	Total population						
	Total	Present in the place of usual residence	Absent elsewhere in the Republic of Macedonia		Absent		
			In order to work, attending school etc.	Forced migrated persons	Working for foreign employer's or working independently or staying, up to one year		
Republ i ka Makedoni ja	100.0	100.0	100.0	100.0	100.0	100.0	100.0
Skopje	23.4	23.1	23.6	6.3	2.5		6.6
Gazi Baba	3.7	3.6	3.7	1.0	0.2		1.4
\or-e Petrov	2.0	2.1	2.1	0.8	0.2		0.4
Karpo{	3.1	3.0	3.0	`	0.3		0.8
Ki sel a Voda	6.2	6.2	6.3	1.9	0.6		1.6
Centar	4.1	4.1	4.2	0.9	0.5		1.4
^ai r	3.4	3.4	3.5	0.7	0.6		1.0
[ uto Ori zari	0.9	0.9	0.9	0.4	0.1		0.1
Ara-i novo	0.6	0.6	0.6	0.1	26.7		1.1
Ba~	0.0	0.0	0.0	0.0	-		0.0
Bel -i { ta	0.1	0.1	0.1	0.4	0.0		0.1
Berovo	0.7	0.7	0.7	2.0	-		0.2
Bi stri ca	0.2	0.2	0.3	0.2	-		0.1
Bi tol a	4.3	4.3	4.3	3.8	0.6		1.0
Bl atec	0.1	0.1	0.1	0.2	0.0		1.0
Bogdanci	0.4	0.4	0.4	1.0	0.1		0.1
Bogovi we	0.7	0.7	0.7	0.0	0.4		1.4
Bogomi l a	0.1	0.1	0.1	0.2	-		0.0
Bosi l ovo	0.6	0.6	0.6	0.6	0.0		0.5
Brveni ca	0.8	0.8	0.8	0.4	0.5		1.5
Val andovo	0.6	0.6	0.6	1.5	0.2		0.2
Vasi l evo	0.6	0.6	0.6	0.7	0.0		0.3
Vev-ani	0.1	0.1	0.1	0.5	-		0.4
Vel es	2.8	2.8	2.8	4.1	0.4		1.6
Vel e{ ta	0.4	0.4	0.4	0.1	-		0.3
Vi ni ca	0.9	0.9	0.8	2.0	0.0		2.4
Vi tol i { te	0.0	0.0	0.0	0.0	-		0.0
Vrane{ ti ca	0.1	0.1	0.1	0.1	-		0.0
Vrap-i { te	0.4	0.4	0.4	0.1	0.0		0.9
Vratni ca	0.2	0.2	0.2	0.1	0.2		1.2
Vrutok	0.3	0.3	0.3	0.1	0.0		0.9
Gevgel i ja	1.0	1.0	1.0	2.2	0.1		0.2
Gosti var	2.4	2.4	2.4	2.0	0.1		9.9
Gradsko	0.2	0.2	0.2	0.3	0.2		0.1
Debar	0.9	0.9	0.9	0.7	0.6		1.6
Del ogo` di	0.4	0.4	0.4	0.2	0.0		0.1
Del -evo	0.9	0.9	0.8	2.8	0.0		0.8
Demi r Kapi ja	0.2	0.2	0.2	0.6	0.0		0.0
Demi r Hi sar	0.4	0.4	0.4	0.4	-		0.1
Dobru{ evo	0.1	0.1	0.1	0.1	-		-
Dol na Bawi ca	0.5	0.5	0.5	0.1	-		0.5

Tabela 2a: Popi { ani I i ca spored pri ~i ni te za pri sutnost-otsutnost - Vkupno (struktura)  
Table 2a: Enumerated persons according to the reasons of presence-absence - Total (structure)

		Pri vremeno pri sutni I i ca vo mestoto na Popi s					Municipality
stranstvo	Stranci so odobreni e za prestop vo Republ i ka Makedoni ja, pri sutni edna godi na i pove}e	Od stranstvo		Od drugo mesto vo Republ i ka Makedoni ja			
		Stranci so odobreni e za prestop vo Republ i ka Makedoni ja, pri sutni pomal ku od edna godi na	Begal ci , humani tar no zgri `eni I i ca i dr	Zaradi rabota, { kol uvawe i sl .	Prisi l no rasel eni I i ca		
		Temporarily present persons in the Census place					
abroad	Foreigners with residence permit in the Republic of Macedonia, present more than one year	From abroad		From other place of the Republic of Macedonia			
Other absent abroad	Foreigners with residence permit in the Republic of Macedonia, present more than one year	Foreigners with residence permit in the Republic of Macedonia, present less than one year	Refugees, persons under humanitarian care etc.	In order to work, attending school etc.	Forced migrated persons		
100.0	100.0	100.0	100.0	100.0	100.0	100.0	<b>Republic of Macedonia</b>
32.6	34.6	36.8	23.3	59.4	53.7		Skopje
3.0	4.6	3.7	4.4	13.3	26.3		Gazi Baba
1.8	3.7	3.3	2.0	1.0	2.5		\or-e Petrov
5.9	5.2	7.5	1.4	18.6	7.2		Karpo{
9.8	6.4	10.7	1.8	13.3	9.5		Kisela Voda
8.4	6.3	5.8	4.7	12.6	7.1		Centar
3.3	6.8	5.1	3.3	0.6	0.9		^ air
0.4	1.5	0.6	5.8	-	0.3		[ uto Orizari
0.3	0.7	0.3	1.7	-	1.9		Ara-inovo
0.0	0.1	-	-	-	-		Ba-
0.1	0.2	0.2	0.3	0.4	-		Bel-i{ta
0.5	0.1	-	-	0.1	-		Berovo
0.2	0.3	0.9	-	0.0	-		Bistrica
7.2	2.3	5.1	0.4	9.4	1.2		Bitola
0.2	0.0	-	-	-	-		Blatec
0.3	0.9	1.4	0.0	0.0	0.3		Bogdanci
0.1	0.9	0.3	1.3	-	-		Bogovinje
-	0.1	-	-	0.0	-		Bogomila
0.4	0.2	0.3	0.1	0.0	-		Bosilovo
0.2	0.6	0.9	1.3	0.0	-		Brvenica
0.5	0.5	0.6	0.6	0.2	-		Valandovo
0.4	0.2	0.3	0.4	0.1	-		Vasilevo
0.1	-	-	-	0.0	-		Vev-ani
1.9	1.4	0.8	1.2	1.6	0.2		Veles
0.2	0.1	-	0.4	-	-		Vele{ta
1.2	0.2	1.2	0.1	0.1	0.3		Vinica
-	-	-	-	-	-		Vitoli{te
0.1	0.0	-	-	-	-		Vrane{tica
0.3	0.4	-	0.4	-	-		Vrap-i{te
0.5	0.6	-	0.1	0.0	-		Vratnica
0.3	0.2	-	0.2	0.0	-		Vrutok
1.1	0.6	0.9	0.1	0.5	0.1		Gevgelija
2.4	2.2	0.5	2.3	0.2	0.3		Gostivar
0.2	0.6	0.8	0.3	-	-		Gradsko
0.8	0.3	0.6	0.4	0.0	-		Debar
0.1	0.1	-	0.5	0.0	-		Delogo` di
1.3	0.4	0.3	0.1	0.1	-		Del-evo
0.1	0.4	-	-	0.1	-		Demir Kapija
0.1	0.1	0.2	-	0.0	0.2		Demir Hisar
0.0	0.1	-	0.0	-	-		Dobru{evo
0.1	0.5	-	0.4	-	-		Dolna Banjica

Tabela 2a: Popi { ani l i ca spored pri -i ni te za pri sutnost-otsutnost - Vkupno (struktura)  
Table 2a: Enumerated persons according to the reasons of presence-absence - Total (structure)

Op{ ti na	Vkupno nasel eni e						
	Popi { ani l i ca	Vkupno	Pri sutni vo mestoto na voobi -aeno ` i veewe	Otsutni vo drugo mesto vo Republ i ka Makedoni ja		Otsutni vo	
				Zaradi rabota, { kol uvawe i sl .	Pri si l no rasel eni l i ca	Na rabota kaj stranski rabotodavec i l i na samostojna rabota i l i pre stoj, do edna godi na	
Enumerated persons	Total	Present in the place of usual residence	Absent elsewhere in the Republic of Macedonia		Absent		
			In order to work, attending school etc.	Forced migrated persons	Working for foreign employer's or working independently or staying, up to one year		
Dol neni	0.6	0.6	0.6	0.6	0.2	0.1	0.1
Drugovo	0.2	0.2	0.2	0.2	-	-	0.0
@el i no	1.2	1.2	1.2	0.1	0.1	8.1	0.1
@i to{ e	0.1	0.1	0.1	0.2	-	0.1	0.1
Zajas	0.6	0.6	0.5	0.5	0.0	3.9	0.1
Zel eni kovo	0.2	0.2	0.2	0.1	-	0.0	0.0
Zl etovo	0.2	0.2	0.2	0.6	0.0	0.0	0.0
Zrnovci	0.2	0.2	0.2	0.2	-	1.1	0.0
I zvor	0.1	0.1	0.1	0.2	-	0.0	0.0
I l i nden	0.8	0.8	0.8	0.5	0.0	0.1	0.1
Jegunovce	0.4	0.4	0.4	0.5	0.8	0.2	0.2
Kavadarci	1.9	1.9	1.9	4.3	0.3	0.3	0.3
Kamewane	0.7	0.7	0.7	0.1	0.2	3.3	0.0
Karbi nci	0.2	0.2	0.2	0.2	-	0.0	0.0
Ki -evo	1.5	1.5	1.4	2.9	0.1	2.8	0.0
Kl e-evce	0.1	0.1	0.1	0.1	0.0	0.0	0.0
Kondovo	0.6	0.6	0.6	0.1	3.1	0.5	-
Konopi { te	0.0	0.0	0.0	0.0	0.0	-	-
Kon-e	0.2	0.2	0.2	0.3	0.1	0.0	0.0
Kosel	0.1	0.1	0.1	0.1	-	-	-
Ko-ani	1.7	1.7	1.6	2.9	0.1	1.6	0.2
Kratovo	0.5	0.5	0.5	1.6	-	0.2	0.1
Kri va Pal anka	1.0	1.0	1.0	3.7	0.1	0.4	0.1
Kri voja{ tani	0.3	0.3	0.3	0.2	-	0.1	0.1
Kru{ evo	0.5	0.5	0.5	1.0	0.1	0.3	0.1
Kukl i {	0.2	0.2	0.2	0.1	-	0.1	0.0
Kukure-ani	0.1	0.1	0.1	0.1	-	0.0	0.0
Kumanovo	5.1	5.1	5.1	3.7	1.2	4.3	1.4
Labuni { ta	0.4	0.4	0.4	0.3	-	1.4	0.1
Li pkovo	1.3	1.3	1.3	0.5	29.3	0.1	0.0
Lozovo	0.1	0.1	0.1	0.4	0.0	0.0	0.3
Lukovo	0.1	0.1	0.1	0.2	-	0.3	0.0
Mavrovi Anovi	0.0	0.0	0.0	0.2	-	0.0	0.4
Makedonska Kameni ca	0.4	0.4	0.4	1.1	-	0.4	0.1
Makedonski Brod	0.3	0.3	0.3	0.9	-	0.1	0.1
Me{ ei { ta	0.1	0.1	0.1	0.1	-	0.1	0.0
Mi ravci	0.1	0.1	0.1	0.3	-	0.0	0.2
Mogi l a	0.2	0.2	0.2	0.2	0.1	0.2	0.1
Murti no	0.3	0.3	0.3	0.3	-	0.1	0.1
Negoti no	0.9	0.9	0.9	2.0	0.1	0.1	1.6
Negoti no-Pol o{ ko	0.8	0.8	0.8	0.1	0.1	1.6	0.0
Novaci	0.1	0.1	0.1	0.1	0.0	0.0	0.0



Tabela 2a: Popi { ani I i ca spored pri ~i ni te za pri sutnost-otsutnost - Vkupno (struktura)  
Table 2a: Enumerated persons according to the reasons of presence-absence - Total (structure)

stranstvo	Stranci so odobreni e za prestop vo Republ i ka Makedoni ja, pri sutni odna godi na i pove}e	Pri vremen o pri sutni I i ca vo mestoto na Popi s					Municipality
		Od stranstvo		Od drugo mesto vo Republ i ka Makedoni ja			
		Stranci so odobreni e za prestop vo Republ i ka Makedoni ja, pri sutni pomal ku od edna godi na	Begal ci , humani tar no zgri ` eni I i ca i dr	Zaradi rabota, { kol uvawe i sl .	Prisi l no rasel eni I i ca		
abroad	Foreigners with residence permit in the Republic of Macedonia, present more than one year	Temporarily present persons in the Census place					
Other absent abroad		From abroad		From other place of the Republic of Macedonia			
		Foreigners with residence permit in the Republic of Macedonia, present less than one year	Refugees, persons under humanitarian care etc.	In order to work, attending school etc.	Forced migrated persons		
0.1	1.5	0.9	0.2	0.6	0.1	Doleni	
0.1	0.1	0.2	-	0.0	-	Drugovo	
0.7	1.2	-	3.5	-	-	@elino	
0.1	0.0	-	0.1	-	-	@ito{e	
0.4	0.6	0.8	0.4	-	-	Zajas	
0.0	0.1	-	0.4	0.0	-	Zelenikovo	
0.1	0.2	-	-	0.0	-	Zletovo	
0.2	-	-	-	0.0	-	Zrnovci	
0.0	0.0	-	-	0.0	-	Izvor	
0.3	1.4	1.1	0.7	0.1	0.4	Ilinden	
0.1	0.2	-	0.1	0.0	0.2	Jegunovce	
2.3	0.7	0.5	0.2	1.1	-	Kavadarci	
0.3	1.0	0.2	0.8	-	-	Kamenjane	
0.1	0.1	-	0.0	0.0	-	Karbinci	
1.4	0.9	1.1	0.8	0.2	-	Ki-evo	
0.0	0.0	-	0.0	0.1	-	Kle-evce	
0.2	0.8	0.3	0.5	0.9	-	Kondovo	
-	0.1	9.5	0.0	0.5	-	Konopi{te	
0.0	0.1	-	-	-	-	Kon-e	
0.0	0.1	-	0.0	-	-	Kosel	
2.4	0.6	0.5	0.2	0.1	-	Ko-ani	
0.3	0.4	0.2	0.1	0.5	0.1	Kratovo	
1.7	0.7	0.6	-	0.2	-	Kriva Palanka	
0.1	0.1	0.3	-	0.1	-	Krivoga{tani	
0.3	0.2	-	0.3	0.4	0.2	Kru{evo	
0.0	0.1	-	0.1	0.0	-	Kukli{	
0.1	-	-	-	0.0	-	Kukure-ani	
4.5	9.0	4.2	10.3	1.0	32.9	Kumanovo	
0.4	0.0	-	0.1	0.0	-	Labuni{ta	
0.3	1.8	0.8	9.2	0.1	0.5	Lipkovo	
0.1	0.5	0.2	0.1	-	-	Lozovo	
0.0	0.1	-	-	0.0	-	Lukovo	
0.0	0.1	-	0.1	0.1	-	Mavrovi Anovi	
0.3	0.2	-	0.0	0.1	-	Makedonska Kamenica	
0.1	0.1	0.2	0.1	0.5	-	Makedonski Brod	
0.2	0.0	-	0.1	0.1	0.1	Me{ei{ta	
0.0	0.1	0.2	-	0.0	-	Miravci	
0.0	-	0.5	-	0.1	-	Mogila	
0.1	0.1	-	0.0	0.0	-	Murtino	
0.7	1.0	0.3	0.0	0.3	-	Negotino	
0.4	1.7	0.8	1.4	-	-	Negotino - Polo{ko	
0.1	0.0	-	0.0	0.3	-	Novaci	

Tabela 2a: Popi { ani l i ca spored pri -i ni te za pri sutnost-otsutnost - Vkupno (struktura)  
Table 2a: Enumerated persons according to the reasons of presence-absence - Total (structure)

Op{ ti na	Vkupno nasel eni e					
	Popi { ani l i ca	Vkupno	Pri sutni vo mestoto na voobi -aeno ` i veewe	Otsutni vo drugo mesto vo Republ i ka Makedoni ja		Otsutni vo
				Zaradi rabota, { kol uvawe i sl .	Pri sil no rasel eni l i ca	Na rabota kaj stranski rabotodavec i l i na samostojna rabota i l i prestoj, do edna godi na
Enumerated persons	Total population					
	Total	Present in the place of usual residence	Absent elsewhere in the Republic of Macedonia		Absent	
			In order to work, attending school etc.	Forced migrated persons	Working for foreign employer's or working independently or staying, up to one year	
Novo Selo	0.6	0.6	0.6	0.7	-	1.6
Oble{evo	0.2	0.3	0.3	0.3	-	0.3
Orasac	0.1	0.1	0.1	0.1	-	0.0
Ori zari	0.2	0.2	0.2	0.5	0.1	0.3
Oslomej	0.5	0.5	0.5	0.3	0.0	1.5
Ohrid	2.7	2.7	2.7	3.9	0.1	1.7
Petrovec	0.4	0.4	0.4	0.2	-	0.1
Peh-evo	0.3	0.3	0.3	0.9	0.0	0.0
Plasnica	0.2	0.2	0.2	0.2	0.1	0.4
Podare{	0.2	0.2	0.2	0.4	-	0.1
Pri lep	3.6	3.6	3.7	4.0	0.5	0.8
Probi {tip	0.6	0.6	0.6	2.2	0.3	0.2
Radovi {	1.2	1.2	1.2	2.4	0.1	0.8
Rankovce	0.2	0.2	0.2	0.8	-	0.1
Resen	0.8	0.8	0.8	1.4	0.0	0.0
Rosoman	0.2	0.2	0.2	0.3	0.0	0.0
Rostu{a	0.5	0.5	0.5	0.3	-	2.0
Samokov	0.1	0.1	0.1	0.3	-	0.0
Saraj	1.2	1.2	1.2	0.1	0.2	1.6
Sveti Nikole	0.9	0.9	0.9	1.9	0.0	0.4
Sopi {te	0.5	0.5	0.5	0.1	0.1	0.1
Sopotnica	0.1	0.1	0.1	0.2	-	0.0
Srbino	0.2	0.2	0.2	0.1	-	2.0
Star Dojran	0.2	0.2	0.2	0.4	-	0.0
Staravina	0.0	0.0	0.0	0.0	-	-
Staro Nagorice	0.2	0.2	0.2	0.3	-	0.0
Struga	1.8	1.8	1.8	2.2	0.1	3.2
Strumica	2.2	2.2	2.2	3.6	0.1	0.9
Studenici	0.8	0.9	0.9	0.2	0.3	0.1
Tearce	1.1	1.1	1.1	0.3	17.3	5.2
Tetovo	3.5	3.5	3.6	1.5	9.1	2.7
Topolani	0.1	0.1	0.1	0.1	-	0.0
Capari	0.1	0.1	0.1	0.1	0.0	0.0
Centar @upa	0.3	0.3	0.3	0.2	0.0	3.4
^a{ka	0.1	0.1	0.1	0.3	0.1	0.1
^egrane	0.6	0.6	0.6	0.1	-	0.4
^e{inovo	0.1	0.1	0.1	0.2	-	0.1
^u-er - Sandevo	0.4	0.4	0.4	0.1	0.8	0.1
Xep-i {te	0.4	0.4	0.4	0.0	0.4	1.3
[ i pkovica	0.4	0.4	0.4	0.0	0.2	0.8
[ tip	2.4	2.4	2.4	3.7	0.2	0.4

Tabela 2a: Popi { ani I i ca spored pri ~i ni te za pri sutnost-otsutnost - Vkupno (struktura)  
Table 2a: Enumerated persons according to the reasons of presence-absence - Total (structure)

stranstvo	Stranci so odobreni e za prestoj vo Republ i ka Makedoni ja, pri sutni edna godi na i pove}e	Pri vremen o pri sutni I i ca vo mestoto na Popi s				Municipality
		Od stranstvo		Od drugo mesto vo Republ i ka Makedoni ja		
		Stranci so odobreni e za prestoj vo Republ i ka Makedoni ja, pri sutni pomal ku od edna godi na	Begal ci , humani tar no zgri `eni I i ca i dr	Zaradi rabota, { kol uvawe i sl .	Prisi l no rasel eni I i ca	
abroad	Foreigners with residence permit in the Republic of Macedonia, present more than one year	Temporarily present persons in the Census place				Municipality
Other absent abroad		From abroad	From other place of the Republic of Macedonia			
		Foreigners with residence permit in the Republic of Macedonia, present less than one year	Refugees, persons under humanitarian care etc.	In order to work, attending school etc.	Forced migrated persons	
0.5	0.4	-	0.0	0.0	-	Novo Selo
0.2	0.0	-	-	0.0	-	Oble{evo
0.0	0.0	-	-	0.0	-	Ora{ac
0.2	0.1	-	-	0.1	-	Orizari
0.4	0.1	0.3	0.3	-	-	Oslomej
4.2	1.6	0.9	0.4	3.5	0.2	Ohrid
0.4	1.6	0.3	11.0	0.1	0.3	Petrovec
0.2	0.1	-	0.0	0.0	-	Peh-evo
0.1	0.0	-	0.2	-	-	Plasnica
0.1	0.0	-	-	0.0	-	Podare{
3.6	1.5	2.0	0.5	5.5	0.3	Prilep
0.5	0.6	-	-	0.3	-	Probi{tip
1.1	0.5	0.2	0.0	0.2	0.2	Radovi{
0.1	0.1	-	-	0.1	-	Rankovce
0.8	0.5	0.5	-	0.7	0.2	Resen
0.1	0.1	-	0.1	0.0	-	Rosoman
0.1	0.1	0.3	0.3	0.0	-	Rostu{a
0.0	-	-	-	0.2	0.2	Samokov
0.3	1.6	0.5	0.4	-	4.3	Saraj
0.5	0.8	-	0.1	0.2	-	Sveti Nikole
0.5	0.3	0.2	0.1	0.0	-	Sopi{te
0.0	0.1	-	0.0	0.1	-	Sopotnica
0.2	0.5	-	0.6	0.0	-	Srbino vo
0.2	0.4	-	0.1	0.3	-	Star Dojran
-	-	-	-	0.0	-	Staravina
0.1	0.1	0.3	0.4	-	-	Staro Nagori-ane
1.9	0.7	0.6	0.5	0.8	0.3	Struga
4.2	1.0	1.7	0.2	0.9	-	Strumica
0.1	1.2	0.6	0.6	-	-	Studen i-ani
0.6	1.3	0.6	1.9	0.0	-	Tearce
2.2	5.7	13.4	4.7	4.1	0.9	Tetovo
0.0	0.1	-	0.0	-	-	Topol-ani
0.0	0.1	-	0.0	0.0	-	Capari
0.2	0.0	0.2	0.0	-	-	Centar @upa
-	0.1	-	-	0.3	0.2	^a{ka
0.2	0.6	0.3	1.0	-	-	^egrane
0.0	0.1	-	-	0.1	-	^e{inovo
0.1	0.8	0.2	8.0	0.0	-	^u-er - Sandevo
0.2	0.3	-	1.1	-	0.4	D`ep-i{te
0.0	0.8	0.3	1.0	-	-	[ipkovi ca
3.2	0.9	1.1	0.2	2.3	0.2	[tip

Tabela 2a: Popi { ani l i ca spored pri -i ni te za pri sutnost-otsutnost - Ma` i (struktura)  
Table 2a: Enumerated persons according to the reasons of presence-absence - Male (structure)

Op{ ti na	Vкупno nasel eni e						
	Popi { ani l i ca	Vкупno	Pri sutni vo mestoto na voobi -aeno` i veewe	Otsutni vo drugo mesto vo Republ i ka Makedoni ja		Otsutni vo	
				Zaradi rabota, { kol uvawe i sl .	Pri si l no rasel eni l i ca	Na rabota kaj stranski rabotodavec i l i na samostojna rabota i l i prestoj, do edna godi na	
Enumerated persons	Total	Present in the place of usual residence	Absent elsewhere in the Republic of Macedonia		Absent		
			In order to work, attending school etc.	Forced migrated persons	Working for foreign employer's or working independently or staying, up to one year		
Republ i ka Makedoni ja	100.0	100.0	100.0	100.0	100.0	100.0	100.0
Skopje	22.8	22.6	23.2	7.4	1.8		6.0
Gazi Baba	3.6	3.6	3.7	1.4	0.1		1.3
\or-e Petrov	2.0	2.0	2.1	0.9	0.2		0.4
Karpo{	2.9	2.8	2.9	0.7	0.2		0.6
Ki sel a Voda	6.1	6.0	6.2	2.1	0.4		1.3
Centar	4.0	3.9	4.0	1.0	0.3		1.3
^ai r	3.3	3.4	3.5	0.8	0.6		0.9
[ uto Ori zari	0.9	0.9	0.9	0.5	0.1		0.1
Ara-i novo	0.6	0.6	0.6	0.1	26.7		1.1
Ba-	0.0	0.0	0.0	0.0	-		0.0
Bel -i { ta	0.1	0.1	0.1	0.3	-		0.1
Berovo	0.7	0.7	0.7	1.9	-		0.2
Bi stri ca	0.3	0.3	0.3	0.2	-		0.1
Bi tol a	4.2	4.2	4.2	3.2	0.4		0.9
Bl atec	0.1	0.1	0.1	0.2	0.1		0.9
Bogdanci	0.4	0.4	0.4	0.9	0.2		0.1
Bogovi we	0.7	0.7	0.7	0.1	0.6		1.5
Bogomi l a	0.1	0.1	0.1	0.2	-		0.0
Bosi l ovo	0.6	0.6	0.6	0.6	-		0.5
Brveni ca	0.8	0.8	0.8	0.5	0.6		1.5
Val andovo	0.6	0.6	0.6	1.4	0.1		0.2
Vasi l evo	0.6	0.6	0.6	0.7	-		0.4
Vev-ani	0.1	0.1	0.1	0.5	-		0.5
Vel es	2.8	2.8	2.8	4.0	0.4		2.0
Vel e{ ta	0.4	0.4	0.4	0.1	-		0.2
Vi ni ca	0.9	0.9	0.8	2.1	-		2.3
Vi tol i { te	0.0	0.0	0.0	0.0	-		0.0
Vrane{ ti ca	0.1	0.1	0.1	0.1	-		0.0
Vrap-i { te	0.4	0.4	0.4	0.1	0.1		1.0
Vratni ca	0.2	0.2	0.2	0.1	0.1		1.0
Vrutok	0.3	0.3	0.3	0.1	-		1.1
Gevgel i ja	1.0	1.0	1.0	1.9	0.1		0.1
Gosti var	2.4	2.4	2.4	1.6	0.1		9.0
Gradsko	0.2	0.2	0.2	0.3	-		0.1
Debar	0.9	0.9	0.9	0.7	0.7		1.7
Del ogo` di	0.4	0.4	0.4	0.1	-		0.1
Del -evo	0.9	0.9	0.8	2.9	0.1		0.8
Demi r Kapi ja	0.2	0.2	0.2	0.6	0.1		0.0
Demi r Hi sar	0.4	0.4	0.4	0.4	-		0.1
Dobru{ evo	0.1	0.1	0.1	0.1	-		-
Dol na Bawi ca	0.5	0.5	0.5	0.2	-		0.5



ПОПИС  
2002

Tabela 2a: Popi { ani I i ca spored pri -i ni te za pri sutnost-otsutnost - Ma` i (struktura)  
Table 2a: Enumerated persons according to the reasons of presence-absence - Male (structure)

		Pri vremeno pri sutni I i ca vo mestoto na Popi s				Municipality
stranstvo	Stranci so odobreni e za prestoj vo Republ i ka Makedoni ja, pri sutni edna godi na i pove}e	Od stranstvo		Od drugo mesto vo Republ i ka Makedoni ja		
		Stranci so odobreni e za prestoj vo Republ i ka Makedoni ja, pri sutni pomal ku od edna godi na	Begal ci , humani taro zgri `eni I i ca i dr	Zaradi rabota, { kol uvawe i sl .	Prisi lno rasel eni I i ca	
		Temporarily present persons in the Census place				
abroad	Foreigners with residence permit in the Republic of Macedonia, present more than one year	From abroad		From other place of the Republic of Macedonia		
Other absent abroad	Foreigners with residence permit in the Republic of Macedonia, present less than one year	Foreigners with residence permit in the Republic of Macedonia, present less than one year	Refugees, persons under humanitarian care etc.	In order to work, attending school etc.	Forced migrated persons	
100.0	100.0	100.0	100.0	100.0	100.0	<b>Republic of Macedonia</b>
30.2	49.0	38.0	27.3	56.7	53.1	Skopje
2.8	5.9	3.3	4.2	14.7	26.5	Gazi Baba
1.9	6.0	4.1	2.6	1.1	2.5	\or-e Petrov
4.9	9.7	8.5	2.1	18.7	6.9	Karpo{
9.1	9.8	11.8	1.9	11.4	9.0	Kisela Voda
7.9	8.7	5.9	5.9	10.3	7.1	Centar
3.2	7.8	3.7	3.4	0.6	0.8	^ air
0.4	1.2	0.7	7.1	-	0.3	[uto Orizari
0.3	0.1	-	1.1	-	2.0	Ara-inovo
0.0	0.2	-	-	-	-	Ba-
0.1	0.4	-	0.5	0.4	-	Bel-i{ta
0.4	0.2	-	-	0.1	-	Berovo
0.2	0.1	-	-	0.0	-	Bistrica
7.0	4.0	4.4	0.6	7.9	1.3	Bitola
0.2	-	-	-	-	-	Blatec
0.3	1.0	1.1	0.1	0.0	0.3	Bogdanci
0.1	0.1	-	0.8	-	-	Bogovinje
-	-	-	-	0.0	-	Bogomila
0.6	0.1	0.4	0.2	-	-	Bosilovo
0.3	-	0.4	0.5	0.0	-	Brvenica
0.6	0.6	0.7	0.5	0.1	-	Valandovo
0.6	0.1	0.4	0.5	0.1	-	Vasilevo
0.2	-	-	-	0.1	-	Vev-ani
1.7	1.7	-	1.1	1.7	0.1	Veles
0.2	-	-	0.3	-	-	Vele{ta
1.3	0.6	1.1	0.3	0.1	0.3	Vinica
-	-	-	-	-	-	Vitoli{te
0.0	-	-	-	-	-	Vrane{tica
0.3	-	-	0.2	-	-	Vrap-i{te
0.5	0.1	-	-	0.0	-	Vratnica
0.3	-	-	-	0.0	-	Vrutok
1.0	1.0	1.8	0.2	0.6	0.1	Gevgelija
2.5	0.8	-	2.6	0.2	0.3	Gostivar
0.2	0.2	-	0.4	-	-	Gradsko
1.0	-	0.4	0.1	0.0	-	Debar
0.1	-	-	0.1	0.0	-	Delogo` di
1.5	0.3	-	0.1	0.1	-	Del-evo
0.1	0.3	-	-	0.1	-	Demir Kapija
0.1	0.1	-	-	0.1	0.1	Demir Hisar
0.1	0.2	-	-	-	-	Dobru{evo
0.2	0.2	-	-	-	-	Dolna Banjica

Tabela 2a: Popi { ani l i ca spored pri -i ni te za pri sutnost-otsutnost - Ma` i (struktura)  
Table 2a: Enumerated persons according to the reasons of presence-absence - Male (structure)

Op{ ti na	Vкупно nasel eni e						
	Popi { ani l i ca	Vкупno	Pri sutni vo mestoto na voobi -aeno` i veewe	Otsutni vo drugo mesto vo Republ i ka Makedoni ja		Otsutni vo	
				Zaradi rabota, { kol uvawe i sl .	Pri si l no rasel eni l i ca	Na rabota kaj stranski rabotodavec i l i na samostojna rabota i l i pre stoj, do edna godi na	
						Total population	
Enumerated persons	Total	Present in the place of usual residence	Absent elsewhere in the Republic of Macedonia		Absent		
			In order to work, attending school etc.	Forced migrated persons	Working for foreign employer's or working independently or staying, up to one year		
Dol neni	0.6	0.6	0.6	0.7	0.1	0.1	
Drugovo	0.2	0.2	0.2	0.2	-	0.0	
@el i no	1.2	1.2	1.1	0.1	-	8.8	
@i to{ e	0.1	0.1	0.1	0.2	-	0.1	
Zajas	0.6	0.6	0.5	0.5	-	4.5	
Zel eni kovo	0.2	0.2	0.2	0.1	-	0.0	
Zl etovo	0.2	0.2	0.2	0.6	-	0.0	
Zrnovci	0.2	0.2	0.2	0.2	-	0.9	
I zvor	0.1	0.1	0.1	0.2	-	0.0	
I l i nden	0.8	0.8	0.8	0.6	0.1	0.1	
Jegunovce	0.4	0.4	0.4	0.5	0.6	0.2	
Kavadarci	1.9	1.9	1.9	3.6	0.1	0.3	
Kamewane	0.7	0.7	0.7	0.1	0.2	3.5	
Karbi nci	0.2	0.2	0.2	0.2	-	0.0	
Ki -evo	1.5	1.5	1.4	2.6	-	2.7	
Kl e-evce	0.1	0.1	0.1	0.1	0.1	0.0	
Kondovo	0.6	0.6	0.6	0.1	4.0	0.5	
Konopi { te	0.0	0.0	0.0	0.0	0.1	-	
Kon-e	0.2	0.2	0.2	0.4	0.2	0.0	
Kosel	0.1	0.1	0.1	0.1	-	-	
Ko-ani	1.7	1.7	1.6	2.7	-	1.4	
Kratovo	0.5	0.5	0.5	1.7	-	0.2	
Kri va Pal anka	1.0	1.1	1.0	4.3	0.1	0.5	
Kri voja{ tani	0.3	0.3	0.3	0.3	-	0.1	
Kru{ evo	0.5	0.5	0.5	1.0	-	0.3	
Kukl i {	0.2	0.2	0.2	0.2	-	0.1	
Kukure-ani	0.1	0.1	0.1	0.1	-	0.0	
Kumanovo	5.1	5.1	5.2	4.1	1.2	3.8	
Labuni { ta	0.4	0.4	0.4	0.3	-	1.9	
Li pkovo	1.4	1.4	1.4	0.6	31.1	0.2	
Lozovo	0.1	0.1	0.1	0.5	-	0.0	
Lukovo	0.1	0.1	0.1	0.2	-	0.4	
Mavrovi Anovi	0.1	0.1	0.0	0.2	-	0.0	
Makedonska Kameni ca	0.4	0.4	0.4	1.2	-	0.5	
Makedonski Brod	0.3	0.3	0.3	0.9	-	0.1	
Me{ ei { ta	0.1	0.1	0.1	0.1	-	0.1	
Mi ravci	0.1	0.1	0.1	0.3	-	0.0	
Mogi l a	0.2	0.2	0.2	0.2	0.1	0.2	
Murti no	0.3	0.3	0.3	0.3	-	0.1	
Negoti no	1.0	1.0	1.0	2.0	0.1	0.1	
Negoti no - Pol o{ ko	0.8	0.8	0.8	0.1	0.1	2.0	
Novaci	0.1	0.1	0.1	0.1	0.1	0.0	

Tabela 2a: Popi { ani I i ca spored pri ~i ni te za pri sutnost-otsutnost - Ma` i (struktura)  
Table 2a: Enumerated persons according to the reasons of presence-absence - Male (structure)

stranstvo	Stranci so odobreni e za prestop vo Republ i ka Makedoni ja, pri sutni edna godi na i pove}e	Pri vremen o pri sutni I i ca vo mestoto na Popi s				Municipality
		Od stranstvo		Od drugo mesto vo Republ i ka Makedoni ja		
		Stranci so odobreni e za prestop vo Republ i ka Makedoni ja, pri sutni pomal ku od edna godi na	Begal ci , humani tar no zgri `eni I i ca i dr	Zaradi rabota, { kol uvawe i sl .	Prisi l no rasel eni I i ca	
abroad	Foreigners with residence permit in the Republic of Macedonia, present more than one year	Temporarily present persons in the Census place				Municipality
Other absent abroad		From abroad	From other place of the Republic of Macedonia			
		Foreigners with residence permit in the Republic of Macedonia, present less than one year	Refugees, persons under humanitarian care etc.	In order to work, attending school etc.	Forced migrated persons	
0.2	0.7	0.4	0.2	0.8	0.1	Doleni
0.1	-	-	-	0.0	-	Drugovo
0.8	0.1	-	1.8	-	-	@elino
0.2	-	-	0.1	-	-	@ito{e
0.6	-	-	0.2	-	-	Zajas
0.0	-	-	0.3	0.1	-	Zelenikovo
0.1	0.1	-	-	-	-	Zletovo
0.2	-	-	-	0.0	-	Zrnovci
-	-	-	-	0.0	-	Izvor
0.4	1.8	0.4	0.7	0.1	0.2	Ilinden
0.1	0.1	-	0.2	0.1	0.2	Jegunovce
2.1	0.9	0.4	0.4	2.2	-	Kavadarci
0.4	-	-	0.6	-	-	Kamenjane
0.1	0.2	-	-	0.0	-	Karbinci
1.3	0.8	0.4	0.5	0.2	-	Ki-evo
0.0	0.1	-	-	0.1	-	Kle-evce
0.3	0.4	0.4	0.4	1.9	-	Kondovo
-	-	22.1	-	1.1	-	Konopi{te
0.0	0.1	-	-	-	-	Kon-e
0.0	0.2	-	-	-	-	Kosel
2.6	0.7	0.7	0.4	0.1	-	Ko-ani
0.3	0.6	0.4	-	0.8	-	Kratovo
2.6	0.7	0.4	-	0.3	-	Kriva Palanka
0.1	-	0.4	-	0.1	-	Krivoga{tani
0.2	0.1	-	0.2	0.6	0.2	Kru{evo
0.0	-	-	0.2	0.1	-	Kukli{
0.0	-	-	-	-	-	Kukure-ani
4.4	8.3	3.0	10.0	1.1	34.0	Kumanovo
0.5	0.1	-	0.1	0.1	-	Labuni{ta
0.4	0.7	0.7	7.6	0.1	0.5	Lipkovo
0.1	0.7	-	-	-	-	Lozovo
0.0	0.1	-	-	0.0	-	Lukovo
0.0	-	-	-	0.1	-	Mavrovi Anovi
0.3	0.2	-	-	0.1	-	Makedonska Kamenica
0.1	0.3	0.4	0.1	0.5	-	Makedonski Brod
0.2	-	-	0.1	0.2	0.1	Me{ei{ta
-	0.2	0.4	-	0.0	-	Miravci
0.0	-	0.4	-	0.1	-	Mogila
0.1	-	-	-	0.0	-	Murtino
0.6	0.7	0.7	-	0.3	-	Negotino
0.5	-	0.4	1.0	-	-	Negotino - Polo{ko
0.1	0.1	-	-	0.7	-	Novaci

Tabela 2a: Popi { ani l i ca spored pri -i ni te za pri sutnost-otsutnost - Ma` i (struktura)  
Table 2a: Enumerated persons according to the reasons of presence-absence - Male (structure)

Op{ ti na	Vкупно naseleni e					
	Popi { ani l i ca	Vкупno	Pri sutni vo mestoto na voobi -aeno` i veewe	Otsutni vo drugo mesto vo Republ i ka Makedoni ja		Otsutni vo
				Zaradi rabota, { kol uvawe i sl .	Pri sil no raseleni l i ca	Na rabota kaj stranski rabotodavec i l i na samostojna rabota i l i prestoj, do edna godi na
Enumerated persons	Total population					
	Total	Present in the place of usual residence	Absent elsewhere in the Republic of Macedonia		Absent	
			In order to work, attending school etc.	Forced migrated persons	Working for foreign employer's or working independently or staying, up to one year	
Novo Selo	0.6	0.6	0.6	0.7	-	1.4
Oble{evo	0.3	0.3	0.3	0.4	-	0.3
Orasac	0.1	0.1	0.1	0.1	-	0.0
Ori zari	0.2	0.2	0.2	0.5	0.1	0.3
Oslomej	0.5	0.5	0.5	0.3	-	1.8
Ohrid	2.6	2.6	2.6	3.3	-	1.6
Petrovec	0.4	0.4	0.4	0.3	-	0.1
Peh-evo	0.3	0.3	0.3	0.9	-	0.0
Plasnica	0.2	0.2	0.2	0.3	-	0.5
Podare{	0.2	0.2	0.2	0.5	-	0.1
Pri lep	3.6	3.6	3.7	3.8	0.2	0.7
Probi {tip	0.6	0.6	0.6	2.3	-	0.2
Radovi {	1.2	1.2	1.2	2.4	0.3	0.7
Rankovce	0.2	0.2	0.2	0.9	-	0.1
Resen	0.8	0.8	0.8	1.3	-	0.1
Rosoman	0.2	0.2	0.2	0.3	-	0.0
Rostu{a	0.5	0.5	0.4	0.4	-	2.7
Samokov	0.1	0.1	0.1	0.3	-	0.0
Saraj	1.2	1.2	1.2	0.1	0.1	1.6
Sveti Nikole	0.9	0.9	0.9	1.8	-	0.3
Sopi {te	0.5	0.5	0.5	0.2	0.1	0.1
Sopotnica	0.1	0.1	0.1	0.2	-	0.0
Srbino	0.2	0.2	0.2	0.1	-	1.9
Star Dojran	0.2	0.2	0.2	0.4	-	0.0
Staravina	0.0	0.0	0.0	0.0	-	-
Staro Nagorice	0.2	0.2	0.2	0.3	-	0.0
Struga	1.8	1.8	1.8	1.9	0.3	3.3
Strumica	2.2	2.2	2.2	3.1	0.1	0.8
Studenici	0.9	0.9	0.9	0.2	0.2	0.2
Tearce	1.1	1.1	1.1	0.2	18.1	4.6
Tetovo	3.5	3.5	3.6	1.4	8.8	2.6
Topolani	0.2	0.2	0.2	0.1	-	0.0
Capari	0.1	0.1	0.1	0.1	-	0.0
Centar @upa	0.3	0.3	0.3	0.3	-	3.4
^a{ka	0.2	0.2	0.1	0.4	-	0.1
^egrane	0.6	0.6	0.6	0.1	-	0.3
^e{inovo	0.1	0.1	0.1	0.2	-	0.1
^u-er - Sandevo	0.5	0.4	0.5	0.2	1.0	0.1
Xep-i {te	0.4	0.4	0.4	0.0	0.3	1.2
[ i pkovica	0.4	0.4	0.4	0.0	0.2	0.7
[ tip	2.3	2.4	2.4	3.5	0.1	0.4



Tabela 2a: Popi { ani I i ca spored pri ~i ni te za pri sutnost-otsutnost - Ma` i (struktura)  
Table 2a: Enumerated persons according to the reasons of presence-absence - Male (structure)

stranstvo	Stranci so odobreni e za prestop vo Republ i ka Makedoni ja, pri sutni edna godi na i pove}e	Pri vremen o pri sutni I i ca vo mestoto na Popi s				Municipality
		Od stranstvo		Od drugo mesto vo Republ i ka Makedoni ja		
		Stranci so odobreni e za prestop vo Republ i ka Makedoni ja, pri sutni pomal ku od edna godi na	Begal ci , humani tar no zgri `eni I i ca i dr	Zaradi rabota, { kol uvawe i sl .	Prisi l no rasel eni I i ca	
abroad	Foreigners with residence permit in the Republic of Macedonia, present more than one year	Temporarily present persons in the Census place				
Other absent abroad		From abroad	From other place of the Republic of Macedonia			
		Foreigners with residence permit in the Republic of Macedonia, present less than one year	Refugees, persons under humanitarian care etc.	In order to work, attending school etc.	Forced migrated persons	
0.5	0.1	-	0.1	0.1	-	Novo Selo
0.2	-	-	-	0.0	-	Oble{evo
0.1	0.2	-	-	0.0	-	Ora{ac
0.2	-	-	-	0.1	-	Orizari
0.4	-	-	0.1	-	-	Oslomej
4.1	1.4	0.7	0.5	3.6	0.1	Ohrid
0.5	1.1	-	16.2	0.1	0.1	Petrovec
0.2	0.1	-	-	-	-	Peh-evo
0.1	-	-	0.3	-	-	Plasnica
0.1	-	-	-	-	-	Podare{
3.3	1.6	0.7	0.7	5.0	0.3	Prilep
0.5	0.8	-	-	0.3	-	Probi{tip
1.0	0.5	0.4	0.1	0.1	0.1	Radovi{
0.2	-	-	-	0.1	-	Rankovce
0.8	0.2	-	-	0.8	0.2	Resen
0.1	0.1	-	-	0.0	-	Rosoman
0.2	-	-	-	0.0	-	Rostu{a
0.0	-	-	-	0.3	0.2	Samokov
0.3	0.8	-	0.2	-	4.5	Saraj
0.6	0.6	-	0.1	0.4	-	Sveti Nikole
0.6	0.2	-	-	0.1	-	Sopi{te
0.0	0.1	-	-	0.1	-	Sopotnica
0.2	0.2	-	0.2	-	-	Srbino vo
0.2	0.6	-	0.1	0.4	-	Star Dojran
-	-	-	-	0.0	-	Staravina
0.1	-	0.4	0.1	-	-	Staro Nagori-ane
2.0	0.4	-	0.2	0.9	0.1	Struga
4.3	2.4	1.1	0.3	1.1	-	Strumica
0.1	1.0	0.4	0.4	-	-	Studen i-ani
0.6	1.0	-	1.4	0.0	-	Tearce
2.2	5.0	14.4	3.4	4.4	0.9	Tetovo
0.1	-	-	-	-	-	Topol-ani
0.0	-	-	-	0.0	-	Capari
0.2	-	-	-	-	-	Centar @upa
-	-	-	-	0.3	0.1	^a{ka
0.2	0.1	-	0.5	-	-	^egrane
0.0	-	-	-	0.1	-	^e{inovo
0.1	0.3	0.4	11.3	-	-	^u-er - Sandevo
0.1	0.2	-	0.8	-	0.4	D`ep-i{te
0.1	-	-	0.9	-	-	[ipkovi ca
3.0	1.0	1.1	-	1.3	-	[tip

Tabela 2a: Popi { ani l i ca spored pri -i ni te za pri sutnost-otsutnost - @eni (struktura)  
Table 2a: Enumerated persons according to the reasons of presence-absence - Female (structure)

Op{ ti na	Vкупno nasel eni e						
	Popi { ani l i ca	Vкупno	Pri sutni vo mestoto na voobi -aeno ` i veewe	Otsutni vo drugo mesto vo Republ i ka Makedoni ja		Otsutni vo	
				Zaradi rabota, { kol uvawe i sl .	Pri si l no rasel eni l i ca	Na rabota kaj stranski rabotodavec i l i na samostojna rabota i l i pre stoj, do edna godi na	
Enumerated persons	Total	Present in the place of usual residence	Absent elsewhere in the Republic of Macedonia		Absent		
			In order to work, attending school etc.	Forced migrated persons	Working for foreign employer's or working independently or staying, up to one year		
Republ i ka Makedoni ja	100.0	100.0	100.0	100.0	100.0	100.0	100.0
Skopje	23.9	23.6	23.9	4.6	3.2		8.2
Gazi Baba	3.7	3.6	3.6	0.5	0.3		1.4
\or-e Petrov	2.1	2.1	2.1	0.6	0.3		0.5
Karpo{	3.2	3.1	3.1	0.6	0.4		1.1
Ki sel a Voda	6.4	6.4	6.4	1.6	0.8		2.3
Centar	4.3	4.2	4.3	0.6	0.8		1.6
^ai r	3.4	3.4	3.5	0.5	0.5		1.2
[ uto Ori zari	0.9	0.9	0.9	0.3	0.1		0.0
Ara-i novo	0.6	0.6	0.5	0.0	26.8		1.0
Ba-	0.0	0.0	0.0	0.1	-		-
Bel -i { ta	0.1	0.1	0.1	0.5	0.1		0.1
Berovo	0.7	0.7	0.7	2.1	-		0.3
Bi stri ca	0.2	0.2	0.2	0.1	-		0.1
Bi tol a	4.4	4.4	4.4	4.8	0.9		1.2
Bl atec	0.1	0.1	0.1	0.2	-		1.4
Bogdanci	0.4	0.4	0.4	1.2	-		0.1
Bogovi we	0.7	0.7	0.7	0.0	0.3		1.1
Bogomi l a	0.1	0.1	0.1	0.1	-		-
Bosi l ovo	0.6	0.6	0.6	0.6	0.1		0.5
Brveni ca	0.8	0.8	0.8	0.2	0.4		1.6
Val andovo	0.6	0.6	0.6	1.5	0.3		0.2
Vasi l evo	0.6	0.6	0.6	0.6	0.1		0.2
Vev-ani	0.1	0.1	0.1	0.5	-		0.1
Vel es	2.8	2.8	2.9	4.2	0.4		0.8
Vel e{ ta	0.4	0.4	0.4	0.1	-		0.4
Vi ni ca	0.9	0.9	0.8	1.8	0.1		2.6
Vi tol i { te	0.0	0.0	0.0	0.0	-		0.0
Vrane{ ti ca	0.1	0.1	0.1	0.1	-		0.0
Vrap-i { te	0.4	0.4	0.4	0.1	-		0.8
Vratni ca	0.2	0.2	0.2	0.1	0.3		1.5
Vrutok	0.3	0.3	0.3	0.1	0.1		0.5
Gevgel i ja	1.0	1.0	1.0	2.8	0.1		0.3
Gosti var	2.4	2.5	2.4	2.7	0.2		12.2
Gradsko	0.2	0.2	0.2	0.3	0.3		0.1
Debar	0.9	0.9	0.9	0.7	0.4		1.3
Del ogo` di	0.4	0.4	0.4	0.2	0.1		0.1
Del -evo	0.8	0.8	0.8	2.5	-		0.7
Demi r Kapi ja	0.2	0.2	0.2	0.6	-		-
Demi r Hi sar	0.3	0.3	0.3	0.5	-		0.2
Dobru{ evo	0.1	0.1	0.1	0.1	-		-
Dol na Bawi ca	0.5	0.5	0.5	0.1	-		0.5

Tabela 2a: Popi { ani I i ca spored pri -i ni te za pri sutnost-otsutnost - @eni (struktura)  
Table 2a: Enumerated persons according to the reasons of presence-absence - Female (structure)

stranstvo	Stranci so odobreni e za prestop vo Republ i ka Makedoni ja, pri sutni edna godi na i pove}e	Pri vremen o pri sutni I i ca vo mestoto na Popi s				Municipality
		Od stranstvo		Od drugo mesto vo Republ i ka Makedoni ja		
		Stranci so odobreni e za prestop vo Republ i ka Makedoni ja, pri sutni pomal ku od edna godi na	Begal ci , humani tar no zgri `eni I i ca i dr	Zaradi rabota, { kol uvawe i sl .	Prisi l no rasel eni I i ca	
abroad	Foreigners with residence permit in the Republic of Macedonia, present more than one year	Temporarily present persons in the Census place				Republic of Macedonia
Other absent abroad		From abroad	From other place of the Republic of Macedonia			
		Foreigners with residence permit in the Republic of Macedonia, present less than one year	Refugees, persons under humanitarian care etc.	In order to work, attending school etc.	Forced migrated persons	
100.0	100.0	100.0	100.0	100.0	100.0	Republic of Macedonia
35.9	30.2	35.8	21.2	61.7	54.4	Skopje
3.4	4.2	4.0	4.4	12.2	26.2	Gazi Baba
1.7	3.0	2.7	1.7	0.9	2.4	\or-e Petrov
7.3	3.8	6.7	1.0	18.5	7.5	Karpo{
10.6	5.4	10.0	1.7	15.0	10.0	Kisela Voda
9.2	5.6	5.7	4.1	14.6	7.0	Centar
3.3	6.6	6.2	3.2	0.6	1.0	^ air
0.5	1.6	0.5	5.2	-	0.2	[ uto Orizari
0.3	0.9	0.5	2.0	-	1.7	Ara-inovo
0.0	0.1	-	-	-	-	Ba-
0.2	0.1	0.3	0.1	0.3	-	Bel-i{ta
0.6	0.1	-	-	0.1	-	Berovo
0.1	0.3	1.6	-	0.0	-	Bistrica
7.6	1.8	5.7	0.3	10.7	1.1	Bitola
0.2	0.0	-	-	-	-	Blatec
0.3	0.9	1.6	-	0.0	0.2	Bogdanci
0.0	1.1	0.5	1.5	-	-	Bogovinje
-	0.1	-	-	0.0	-	Bogomila
0.3	0.2	0.3	0.1	0.1	-	Bosilovo
0.2	0.8	1.3	1.7	0.0	-	Brvenica
0.3	0.4	0.5	0.6	0.2	-	Valandovo
0.2	0.2	0.3	0.3	0.1	-	Vasilevo
0.0	-	-	-	0.0	-	Vev-ani
2.2	1.3	1.3	1.2	1.5	0.2	Veles
0.2	0.1	-	0.5	-	-	Vele{ta
1.0	0.1	1.3	0.0	0.1	0.3	Vinica
-	-	-	-	-	-	Vitoli{te
0.1	0.0	-	-	-	-	Vrane{tica
0.3	0.5	-	0.5	-	-	Vrap-i{te
0.5	0.7	-	0.1	-	-	Vratnica
0.3	0.3	-	0.4	0.0	-	Vrutok
1.2	0.5	0.3	0.0	0.4	0.1	Gevgelija
2.3	2.6	0.8	2.2	0.2	0.3	Gostivar
0.2	0.7	1.3	0.3	-	-	Gradsko
0.5	0.4	0.8	0.6	0.0	-	Debar
0.1	0.2	-	0.7	0.0	-	Delogo` di
0.9	0.4	0.5	0.1	0.1	-	Del-evo
0.1	0.4	-	-	0.1	-	Demir Kapija
0.2	0.1	0.3	-	0.0	0.3	Demir Hisar
0.0	0.1	-	0.0	-	-	Dobru{evo
0.0	0.6	-	0.6	-	-	Dolna Banjica

Tabela 2a: Popi { ani l i ca spored pri -i ni te za pri sutnost-otsutnost - @eni (struktura)  
Table 2a: Enumerated persons according to the reasons of presence-absence - Female (structure)

Op{ ti na	Vкупно nasel eni e						
	Popi { ani l i ca	Vкупno	Pri sutni vo mestoto na voobi -aeno ` i veewe	Otsutni vo drugo mesto vo Republ i ka Makedoni ja		Otsutni vo	
				Zaradi rabota, { kol uvawe i sl .	Pri si l no rasel eni l i ca	Na rabota kaj stranski rabotodavec i l i na samostojna rabota i l i pre stoj, do edna godi na	
Enumerated persons	Total population						
	Total	Present in the place of usual residence	Absent elsewhere in the Republic of Macedonia		Absent		
			In order to work, attending school etc.	Forced migrated persons	Working for foreign employer's or working independently or staying, up to one year		
Dol neni	0.5	0.5	0.5	0.4	0.3	0.1	
Drugovo	0.2	0.2	0.2	0.2	-	0.0	
@el i no	1.2	1.2	1.2	0.0	0.2	6.5	
@i to{ e	0.1	0.1	0.1	0.1	-	0.1	
Zajas	0.6	0.6	0.6	0.5	0.1	2.4	
Zel eni kovo	0.2	0.2	0.2	0.0	-	0.0	
Zl etovo	0.2	0.2	0.2	0.4	0.1	-	
Zrnovci	0.2	0.2	0.1	0.1	-	1.6	
I zvor	0.0	0.0	0.0	0.1	-	0.0	
I l i nden	0.8	0.8	0.8	0.2	-	0.1	
Jegunovce	0.3	0.4	0.3	0.4	0.9	0.3	
Kavadarci	1.9	1.9	1.8	5.4	0.5	0.3	
Kamewane	0.7	0.7	0.7	0.1	0.3	2.7	
Karbi nci	0.2	0.2	0.2	0.1	-	-	
Ki -evo	1.5	1.5	1.5	3.4	0.2	3.0	
Kl e-evce	0.1	0.1	0.1	0.1	-	-	
Kondovo	0.5	0.5	0.6	0.0	2.3	0.2	
Konopi { te	0.0	0.0	0.0	0.0	-	-	
Kon-e	0.2	0.2	0.2	0.3	-	0.0	
Kosel	0.1	0.1	0.1	0.1	-	-	
Ko-ani	1.6	1.7	1.6	3.1	0.3	1.8	
Kratovo	0.5	0.5	0.5	1.5	-	0.2	
Kri va Pal anka	1.0	1.0	1.0	2.7	0.2	0.3	
Kri voja{ tani	0.3	0.3	0.3	0.2	-	0.1	
Kru{ evo	0.5	0.5	0.5	0.8	0.2	0.2	
Kukl i {	0.2	0.2	0.2	0.1	-	0.0	
Kukure-ani	0.1	0.1	0.1	0.1	-	0.0	
Kumanovo	5.1	5.1	5.1	3.1	1.3	5.5	
Labuni { ta	0.5	0.5	0.5	0.2	-	0.3	
Li pkovo	1.3	1.3	1.3	0.5	27.7	0.1	
Lozovo	0.1	0.1	0.1	0.2	0.1	-	
Lukovo	0.1	0.1	0.1	0.2	-	0.1	
Mavrovi Anovi	0.0	0.0	0.0	0.2	-	0.0	
Makedonska Kameni ca	0.4	0.4	0.4	0.9	-	0.3	
Makedonski Brod	0.3	0.3	0.3	0.7	-	0.1	
Me{ ei { ta	0.1	0.1	0.1	0.1	-	0.1	
Mi ravci	0.1	0.1	0.1	0.3	-	-	
Mogi l a	0.2	0.2	0.2	0.2	0.2	0.3	
Murti no	0.3	0.3	0.3	0.3	-	0.1	
Negoti no	0.9	0.9	0.9	2.1	0.2	0.1	
Negoti no - Pol o{ ko	0.9	0.9	0.9	0.0	0.2	0.7	
Novaci	0.1	0.1	0.1	0.1	-	0.0	

Tabela 2a: Popi { ani I i ca spored pri -i ni te za pri sutnost-otsutnost - @eni (struktura)  
Table 2a: Enumerated persons according to the reasons of presence-absence - Female (structure)

stranstvo	Stranci so odobreni e za prestop vo Republ i ka Makedoni ja, pri sutni edna godi na i pove}e	Pri vremen o pri sutni I i ca vo mestoto na Popi s					Municipality
		Od stranstvo		Od drugo mesto vo Republ i ka Makedoni ja			
		Stranci so odobreni e za prestop vo Republ i ka Makedoni ja, pri sutni pomal ku od edna godi na	Begal ci , humani tar no zgri `eni I i ca i dr	Zaradi rabota, { kol uvawe i sl .	Prisi l no rasel eni I i ca		
abroad	Foreigners with residence permit in the Republic of Macedonia, present more than one year	Temporarily present persons in the Census place					
Other absent abroad		From abroad		From other place of the Republic of Macedonia			
		Foreigners with residence permit in the Republic of Macedonia, present less than one year	Refugees, persons under humanitarian care etc.	In order to work, attending school etc.	Forced migrated persons		
0.1	1.8	1.3	0.2	0.4	0.1	Dolneni	
0.1	0.1	0.3	-	0.1	-	Drugovo	
0.5	1.5	-	4.5	-	-	@elino	
0.0	0.0	-	0.0	-	-	@ito{e	
0.2	0.8	1.3	0.5	-	-	Zajas	
0.1	0.2	-	0.4	0.0	-	Zelenikovo	
0.0	0.2	-	-	0.0	-	Zletovo	
0.2	-	-	-	0.0	-	Zrnovci	
0.0	0.0	-	-	0.0	-	Izvor	
0.2	1.2	1.6	0.7	0.1	0.6	Ilinden	
0.2	0.2	-	0.1	0.0	0.1	Jegunovce	
2.5	0.7	0.5	0.2	0.1	-	Kavadarci	
0.2	1.4	0.3	0.8	-	-	Kamenjane	
0.0	0.0	-	0.0	0.0	-	Karbinci	
1.4	0.9	1.6	1.0	0.2	-	Ki-evo	
0.0	0.0	-	0.0	0.1	-	Kle-evce	
0.1	0.9	0.3	0.5	-	-	Kondovo	
-	0.1	0.3	0.0	0.0	-	Konopi{te	
0.1	0.1	-	-	-	-	Kon-e	
0.0	0.0	-	0.0	-	-	Kosel	
2.2	0.6	0.3	0.0	0.2	-	Ko-ani	
0.3	0.4	-	0.1	0.3	0.1	Kratovo	
0.5	0.7	0.8	-	0.2	-	Kriva Palanka	
0.1	0.1	0.3	-	0.1	-	Krivoga{tani	
0.3	0.3	-	0.4	0.3	0.1	Kru{evo	
-	0.1	-	0.0	0.0	-	Kukli{	
0.1	-	-	-	0.0	-	Kukure-ani	
4.7	9.2	5.1	10.5	0.8	31.8	Kumanovo	
0.3	0.0	-	0.1	0.0	-	Labuni{ta	
0.2	2.1	0.8	10.0	0.1	0.5	Lipkovo	
0.0	0.4	0.3	0.1	-	-	Lozovo	
-	0.1	-	-	0.0	-	Lukovo	
-	0.1	-	0.1	0.1	-	Mavrovi Anovi	
0.2	0.2	-	0.0	0.1	-	Makedonska Kamenica	
0.2	-	-	0.1	0.4	-	Makedonski Brod	
0.2	0.0	-	0.0	0.1	0.1	Me{ei{ta	
0.0	0.1	-	-	0.0	-	Miravci	
0.1	-	0.5	-	0.1	-	Mogila	
0.0	0.1	-	0.0	0.0	-	Murtino	
0.8	1.0	-	0.0	0.2	-	Negotino	
0.3	2.2	1.1	1.7	-	-	Negotino - Polo{ko	
0.0	-	-	0.0	-	-	Novaci	

Tabela 2a: Popi { ani l i ca spored pri -i ni te za pri sutnost-otsutnost - @eni (struktura)  
Table 2a: Enumerated persons according to the reasons of presence-absence - Female (structure)

Op{ ti na	Vкупно населени e					
	Popi { ani l i ca	Vкупno	Pri sutni vo mestoto na voobi -aeno ` i veewe	Otsutni vo drugo mesto vo Republ i ka Makedoni ja		Otsutni vo
				Zaradi rabota, { kol uvawe i sl .	Pri sil no rasel eni l i ca	Na rabota kaj stranski rabotodavec i l i na samostojna rabota i l i prestoj, do edna godi na
Enumerated persons	Total population					
	Total	Present in the place of usual residence	Absent elsewhere in the Republic of Macedonia		Absent	
			In order to work, attending school etc.	Forced migrated persons	Working for foreign employer's or working independently or staying, up to one year	
Novo Selo	0.6	0.6	0.6	0.8	-	2.1
Oble{evo	0.2	0.2	0.2	0.3	-	0.2
Orasac	0.1	0.1	0.1	0.0	-	-
Ori zari	0.2	0.2	0.2	0.4	0.2	0.2
Oslomej	0.5	0.5	0.5	0.4	0.1	0.9
Ohrid	2.7	2.7	2.7	4.9	0.2	1.8
Petrovec	0.4	0.4	0.4	0.1	-	0.1
Peh-evo	0.3	0.3	0.3	0.9	0.1	0.0
Plasnica	0.2	0.2	0.2	0.0	0.2	0.3
Podare{	0.2	0.2	0.2	0.3	-	0.0
Pri lep	3.6	3.6	3.7	4.2	0.9	0.9
Probi {tip	0.6	0.6	0.6	2.1	0.5	0.1
Radovi {	1.2	1.2	1.2	2.5	-	0.9
Rankovce	0.2	0.2	0.2	0.5	-	0.0
Resen	0.8	0.8	0.8	1.6	0.1	0.0
Rosoman	0.2	0.2	0.2	0.4	0.1	-
Rostu{a	0.5	0.5	0.5	0.2	-	0.5
Samokov	0.1	0.1	0.1	0.2	-	0.0
Saraj	1.2	1.2	1.2	0.0	0.3	1.6
Sveti Nikole	0.9	0.9	0.9	2.1	0.1	0.5
Sopi {te	0.5	0.5	0.5	0.1	0.1	0.1
Sopotnica	0.1	0.1	0.1	0.1	-	0.0
Srbino	0.2	0.2	0.2	0.0	-	2.3
Star Dojran	0.2	0.2	0.2	0.4	-	0.0
Staravina	0.0	0.0	0.0	0.0	-	-
Staro Nagorice	0.2	0.2	0.2	0.1	-	-
Struga	1.8	1.8	1.8	2.6	-	3.2
Strumica	2.2	2.2	2.2	4.5	0.2	1.0
Studenici	0.8	0.8	0.8	0.0	0.3	0.1
Tearce	1.1	1.1	1.0	0.4	16.6	6.7
Tetovo	3.5	3.5	3.5	1.7	9.3	2.8
Topolani	0.1	0.1	0.1	0.0	-	0.0
Capari	0.1	0.1	0.1	0.1	0.1	-
Centar @upa	0.3	0.3	0.3	0.1	0.1	3.4
^a{ka	0.1	0.1	0.1	0.1	0.2	0.1
^egrane	0.6	0.6	0.6	0.1	-	0.4
^e{inovo	0.1	0.1	0.1	0.2	-	0.1
^u-er - Sandevo	0.4	0.4	0.4	0.0	0.5	0.1
Xep-i {te	0.4	0.4	0.4	0.0	0.4	1.7
[ i pkovica	0.4	0.4	0.4	0.0	0.3	0.9
[ tip	2.4	2.4	2.4	4.0	0.3	0.6

Tabela 2a: Popi { ani I i ca spored pri -i ni te za pri sutnost-otsutnost - @eni (struktura)  
Table 2a: Enumerated persons according to the reasons of presence-absence - Female (structure)

stranstvo	Stranci so odobreni e za prestoj vo Republ i ka Makedoni ja, pri sutni edna godi na i pove}e	Pri vremen o pri sutni I i ca vo mestoto na Popi s				Municipality
		Od stranstvo		Od drugo mesto vo Republ i ka Makedoni ja		
		Stranci so odobreni e za prestoj vo Republ i ka Makedoni ja, pri sutni pomal ku od edna godi na	Begal ci , humani tar no zgri `eni I i ca i dr	Zaradi rabota, { kol uvawe i sl .	Prisi l no rasel eni I i ca	
abroad	Foreigners with residence permit in the Republic of Macedonia, present more than one year	Temporarily present persons in the Census place				Municipality
Other absent abroad		From abroad	From other place of the Republic of Macedonia			
		Foreigners with residence permit in the Republic of Macedonia, present less than one year	Refugees, persons under humanitarian care etc.	In order to work, attending school etc.	Forced migrated persons	
0.5	0.5	-	-	0.0	-	Novo Selo
0.2	0.0	-	-	0.0	-	Oble{evo
-	-	-	-	-	-	Ora{ac
0.1	0.1	-	-	-	-	Orizari
0.3	0.1	0.5	0.5	-	-	Oslomej
4.4	1.7	1.1	0.4	3.4	0.3	Ohrid
0.2	1.7	0.5	8.3	0.1	0.5	Petrovec
0.2	0.1	-	0.0	0.0	-	Peh-evo
0.1	0.0	-	0.1	-	-	Plasnica
0.0	0.0	-	-	0.0	-	Podare{
4.0	1.5	3.0	0.4	5.9	0.3	Prilep
0.5	0.5	-	-	0.3	-	Probi{tip
1.3	0.5	-	-	0.2	0.2	Radovi{
0.0	0.1	-	-	0.0	-	Rankovce
0.8	0.6	0.8	-	0.6	0.1	Resen
0.1	0.0	-	0.2	0.1	-	Rosoman
0.1	0.1	0.5	0.5	0.0	-	Rostu{a
-	-	-	-	0.1	0.2	Samokov
0.2	1.8	0.8	0.6	-	4.2	Saraj
0.5	0.8	-	0.1	0.1	-	Sveti Nikole
0.3	0.3	0.3	0.1	0.0	-	Sopi{te
0.1	0.1	-	0.0	0.1	-	Sopotnica
0.2	0.6	-	0.9	0.0	-	Srbino vo
0.2	0.3	-	0.1	0.3	-	Star Dojran
-	-	-	-	0.0	-	Staravina
0.1	0.2	0.3	0.6	-	-	Staro Nagori-ane
1.6	0.9	1.1	0.6	0.8	0.4	Struga
4.2	0.6	2.2	0.2	0.6	-	Strumica
0.1	1.2	0.8	0.6	-	-	Studen i-ani
0.7	1.4	1.1	2.2	0.0	-	Tearce
2.3	6.0	12.7	5.5	3.8	0.8	Tetovo
-	0.1	-	0.0	-	-	Topol-ani
-	0.1	-	0.0	-	-	Capari
0.2	0.0	0.3	0.0	-	-	Centar @upa
-	0.1	-	-	0.3	0.2	^a{ka
0.1	0.7	0.5	1.3	-	-	^egrane
0.0	0.1	-	-	0.1	-	^e{inovo
0.2	0.9	-	6.4	0.0	-	^u-er - Sandevo
0.2	0.3	-	1.2	-	0.4	D`ep-i{te
0.0	1.1	0.5	1.0	-	-	[ipkovica
3.3	0.9	1.1	0.2	3.2	0.3	[tip

Tabela 2b: Popi { ani l i ca spored pri -i ni te za pri sutnost-otsutnost - Vkupno (struktura)  
Table 2b: Enumerated persons according to the reasons of presence-absence - Total (structure)

Op{ ti na	Vkupno nasel eni e						
	Popi { ani l i ca	Vkupno	Pri sutni vo mestoto na voobi -aeno ` i veewe	Otsutni vo drugo mesto vo Republ i ka Makedoni ja		Otsutni vo	
				Zaradi rabota, { kol uvawe i sl .	Pri si l no rasel eni l i ca	Na rabota kaj stranski rabotodavec i l i na samostojna rabota i l i prestopj, do edna godi na	
Enumerated persons	Total population						
	Total	Present in the place of usual residence	Absent elsewhere in the Republic of Macedonia		Absent		
			In order to work, attending school etc.	Forced migrated persons	Working for foreign employer's or working independently or staying, up to one year		
Republ i ka Makedoni ja	100.0	99.1	94.9	2.1	0.1		1.1
Skopje	100.0	98.0	95.9	0.6	0.0		0.3
Gazi Baba	100.0	96.8	95.0	0.6	0.0		0.4
\or-e Petrov	100.0	99.4	97.4	0.8	0.0		0.2
Karpo{	100.0	95.9	93.6	0.4	0.0		0.3
Ki sel a Voda	100.0	98.4	96.3	0.6	0.0		0.3
Centar	100.0	97.7	95.3	0.4	0.0		0.4
^ai r	100.0	99.7	97.8	0.4	0.0		0.3
[ uto Ori zari	100.0	98.8	97.0	0.9	0.0		0.1
Ara-i novo	100.0	99.2	91.1	0.3	5.0		2.1
Ba-	100.0	100.0	97.1	1.7	-		0.1
Bel -i { ta	100.0	98.2	91.2	5.4	0.0		0.6
Berovo	100.0	99.9	93.1	6.0	-		0.4
Bi stri ca	100.0	99.8	97.5	1.3	-		0.4
Bi tol a	100.0	98.6	95.3	1.8	0.0		0.3
Bl atec	100.0	100.0	82.9	4.1	0.0		11.7
Bogdanci	100.0	99.8	93.8	4.8	0.0		0.2
Bogovi we	100.0	99.7	96.9	0.1	0.1		2.2
Bogomi l a	100.0	99.7	94.0	5.2	-		0.2
Bosi l ovo	100.0	99.9	96.5	2.0	0.0		0.9
Brveni ca	100.0	99.7	96.0	1.0	0.1		2.2
Val andovo	100.0	99.6	93.3	5.2	0.0		0.4
Vasi l evo	100.0	99.8	96.3	2.4	0.0		0.6
Vev-ani	100.0	99.8	86.6	8.7	-		4.0
Vel es	100.0	99.6	95.4	3.0	0.0		0.6
Vel e{ ta	100.0	99.8	98.1	0.6	-		0.7
Vi ni ca	100.0	99.8	91.2	4.7	0.0		3.1
Vi tol i { te	100.0	100.0	98.6	0.8	-		0.6
Vrane{ ti ca	100.0	100.0	96.2	2.4	-		0.6
Vrap-i { te	100.0	99.8	96.0	0.7	0.0		2.5
Vratni ca	100.0	99.9	88.7	1.1	0.1		7.5
Vrutok	100.0	99.8	94.8	0.7	0.0		3.5
Gevgel i ja	100.0	99.7	94.0	4.6	0.0		0.2
Gosti var	100.0	99.8	92.7	1.7	0.0		4.6
Gradsko	100.0	99.6	94.4	3.4	0.1		0.3
Debar	100.0	99.9	95.5	1.7	0.1		2.0
Del ogo` di	100.0	99.8	98.3	0.9	0.0		0.3
Del -evo	100.0	99.9	91.2	6.7	0.0		1.1
Demi r Kapi ja	100.0	99.7	93.7	5.4	0.0		0.0
Demi r Hi sar	100.0	99.8	96.7	2.5	-		0.3
Dobru{ evo	100.0	100.0	97.3	2.1	-		-
Dol na Bawi ca	100.0	99.9	97.6	0.6	-		1.2



Tabela 2b: Popi { ani I l i ca spored pri -i ni te za pri sutnost-otsutnost - Vkupno (struktura)  
Table 2b: Enumerated persons according to the reasons of presence-absence - Total (structure)

stranstvo	Stranci so odobreni e za prestop vo Republ i ka Makedoni ja, pri sutni edna godi na i pove}e	Pri vremen o pri sutni I l i ca vo mestoto na Popi s				Municipality
		Od stranstvo		Od drugo mesto vo Republ i ka Makedoni ja		
		Stranci so odobreni e za prestop vo Republ i ka Makedoni ja, pri sutni pomal ku od edna godi na	Begal ci , humani tar no zgri `eni I l i ca i dr	Zaradi rabota, { kol uvawe i sl .	Prisi l no rasel eni I l i ca	
abroad	Foreigners with residence permit in the Republic of Macedonia, present more than one year	Temporarily present persons in the Census place		From other place of the Republic of Macedonia		Republic of Macedonia
Other absent abroad	Foreigners with residence permit in the Republic of Macedonia, present less than one year	Refugees, persons under humanitarian care etc.	In order to work, attending school etc.	Forced migrated persons		
0.6	0.3	0.0	0.2	0.6	0.1	
0.8	0.4	0.0	0.2	1.6	0.2	Skopje
0.5	0.3	0.0	0.2	2.2	0.7	Gazi Baba
0.5	0.5	0.1	0.2	0.3	0.1	\or-e Petrov
1.2	0.4	0.1	0.1	3.7	0.2	Karpo{
0.9	0.3	0.1	0.0	1.3	0.1	Kisela Voda
1.2	0.4	0.0	0.2	1.9	0.2	Centar
0.6	0.5	0.0	0.2	0.1	0.0	^ air
0.3	0.5	0.0	1.1	-	0.0	[ uto Orizari
0.3	0.3	0.0	0.5	-	0.3	Ara-inovo
0.4	0.7	-	-	-	-	Ba-
0.6	0.3	0.0	0.3	1.5	-	Bel-i{ta
0.4	0.1	-	-	0.1	-	Berovo
0.4	0.3	0.1	-	0.0	-	Bistrica
1.0	0.1	0.0	0.0	1.3	0.0	Bitola
1.3	0.0	-	-	-	-	Blatec
0.4	0.6	0.1	0.0	0.0	0.1	Bogdanci
0.1	0.3	0.0	0.3	-	-	Bogovinje
-	0.2	-	-	0.3	-	Bogomila
0.4	0.1	0.0	0.0	0.0	-	Bosilovo
0.2	0.2	0.0	0.3	0.0	-	Brvenica
0.5	0.2	0.0	0.2	0.2	-	Valandovo
0.4	0.1	0.0	0.1	0.1	-	Vasilevo
0.6	-	-	-	0.2	-	Vev-ani
0.4	0.1	0.0	0.1	0.3	0.0	Veles
0.3	0.0	-	0.2	-	-	Vele{ta
0.8	0.1	0.0	0.0	0.1	0.0	Vinica
-	-	-	-	-	-	Vitoli{te
0.6	0.2	-	-	-	-	Vrane{tica
0.4	0.3	-	0.2	-	-	Vrap-i{te
1.6	0.8	-	0.1	0.0	-	Vratnica
0.6	0.2	-	0.1	0.0	-	Vrutok
0.6	0.2	0.0	0.0	0.3	0.0	Gevgelija
0.6	0.2	0.0	0.2	0.1	0.0	Gostivar
0.6	0.8	0.1	0.3	-	-	Gradsko
0.5	0.1	0.0	0.1	0.0	-	Debar
0.1	0.1	-	0.2	0.0	-	Delogo` di
0.9	0.1	0.0	0.0	0.1	-	Del-evo
0.2	0.4	-	-	0.3	-	Demir Kapija
0.2	0.1	0.0	-	0.1	0.1	Demir Hisar
0.3	0.2	-	0.0	-	-	Dobru{evo
0.2	0.3	-	0.1	-	-	Dolna Banjica

Tabela 2b: Popi { ani l i ca spored pri -i ni te za pri sutnost-otsutnost - Vkupno (struktura)  
Table 2b: Enumerated persons according to the reasons of presence-absence - Total (structure)

Op{ ti na	Vkupno nasel eni e						
	Popi { ani l i ca	Vkupno	Pri sutni vo mestoto na voobi -aeno ` i veewe	Otsutni vo drugo mesto vo Republ i ka Makedoni ja		Otsutni vo	
				Zaradi rabota, { kol uvawe i sl .	Pri si l no rasel eni l i ca	Na rabota kaj stranski rabotodavec i l i na samostojna rabota i l i prestopj, do edna godi na	
Enumerated persons	Total	Present in the place of usual residence	Absent elsewhere in the Republic of Macedonia		Absent		
			In order to work, attending school etc.	Forced migrated persons	Working for foreign employer's or working independently or staying, up to one year		
Dol neni	100.0	99.2	96.1	2.0	0.0	0.3	
Drugovo	100.0	99.8	96.2	2.9	-	0.2	
@el i no	100.0	99.5	91.2	0.1	0.0	7.6	
@i to{ e	100.0	99.9	95.2	3.1	-	0.9	
Zajas	100.0	99.8	89.5	1.9	0.0	7.7	
Zel eni kovo	100.0	99.6	98.2	0.8	-	0.2	
Zl etovo	100.0	100.0	92.4	6.9	0.0	0.1	
Zrnovci	100.0	99.9	89.4	2.1	-	7.7	
I zvor	100.0	99.8	92.2	6.7	-	0.8	
I l i nden	100.0	99.7	97.6	1.2	0.0	0.2	
Jegunovce	100.0	99.8	95.8	2.7	0.2	0.7	
Kavadarci	100.0	99.6	94.0	4.7	0.0	0.2	
Kamewane	100.0	99.8	93.7	0.3	0.0	5.2	
Karbi nci	100.0	99.9	97.7	1.8	-	0.1	
Ki -evo	100.0	99.8	93.0	4.0	0.0	2.1	
Kl e-evce	100.0	99.5	96.7	2.4	0.1	0.1	
Kondovo	100.0	98.9	96.4	0.2	0.6	0.9	
Konopi { te	100.0	73.7	70.9	1.9	0.2	-	
Kon-e	100.0	100.0	95.3	4.2	0.1	0.2	
Kosel	100.0	99.9	97.2	2.3	-	-	
Ko-ani	100.0	99.9	94.3	3.6	0.0	1.1	
Kratovo	100.0	99.4	91.9	6.5	-	0.4	
Kri va Pal anka	100.0	99.8	90.7	7.4	0.0	0.5	
Kri voqa{ tani	100.0	99.8	97.5	1.6	-	0.3	
Kru{ evo	100.0	99.3	94.0	4.1	0.0	0.7	
Kukl i {	100.0	99.8	97.9	1.4	-	0.3	
Kukure-ani	100.0	100.0	98.0	1.3	-	0.3	
Kumanovo	100.0	98.9	95.5	1.5	0.0	0.9	
Labuni { ta	100.0	99.9	94.4	1.3	-	3.7	
Li pkovo	100.0	98.8	95.0	0.8	2.4	0.1	
Lozovo	100.0	99.9	92.9	5.7	0.0	0.1	
Lukovo	100.0	99.7	90.1	5.0	-	4.3	
Mavrovi Anovi	100.0	98.4	90.6	6.8	-	0.3	
Makedonska Kameni ca	100.0	99.8	92.6	5.5	-	1.2	
Makedonski Brod	100.0	98.9	91.8	6.4	-	0.4	
Me{ ei { ta	100.0	99.2	95.6	2.1	-	0.6	
Mi ravci	100.0	99.8	94.7	4.8	-	0.1	
Mogj l a	100.0	99.8	96.5	1.8	0.1	1.2	
Murti no	100.0	99.9	97.2	2.1	-	0.4	
Negoti no	100.0	99.8	94.5	4.5	0.0	0.1	
Negoti no-Pol o{ ko	100.0	99.7	96.4	0.2	0.0	2.2	
Novaci	100.0	98.4	96.5	1.3	0.0	0.2	

Tabela 2b: Popi { ani I l i ca spored pri -i ni te za pri sutnost-otsutnost - Vkupno (struktura)  
Table 2b: Enumerated persons according to the reasons of presence-absence - Total (structure)

stranstvo	Stranci so odobreni e za prestop vo Republ i ka Makedoni ja, pri sutni edna godi na i pove}e	Pri vremen o pri sutni I l i ca vo mestoto na Popi s					Municipality
		Od stranstvo		Od drugo mesto vo Republ i ka Makedoni ja			
		Stranci so odobreni e za prestop vo Republ i ka Makedoni ja, pri sutni pomal ku od edna godi na	Begal ci , humani tar no zgri ` eni I l i ca i dr	Zaradi rabota, { kol uvawe i sl .	Pri si l no rasel eni I l i ca		
abroad	Foreigners with residence permit in the Republic of Macedonia, present more than one year	Temporarily present persons in the Census place		From other place of the Republic of Macedonia			
Other absent abroad	Foreigners with residence permit in the Republic of Macedonia, present less than one year	From abroad	Refugees, persons under humanitarian care etc.	In order to work, attending school etc.	Forced migrated persons		
0.1	0.7	0.1	0.1	0.6	0.0	Doleni	
0.4	0.1	0.0	-	0.2	-	Drugovo	
0.3	0.3	-	0.5	-	-	@elino	
0.6	0.1	-	0.1	-	-	@ito{e	
0.4	0.3	0.0	0.1	-	-	Zajas	
0.1	0.2	-	0.3	0.1	-	Zelenikovo	
0.3	0.3	-	-	0.0	-	Zletovo	
0.7	-	-	-	0.1	-	Zrnovci	
0.1	0.1	-	-	0.2	-	Izvor	
0.3	0.5	0.0	0.1	0.1	0.1	Ilinden	
0.2	0.1	-	0.1	0.1	0.0	Jegunovce	
0.7	0.1	0.0	0.0	0.4	-	Kavadarci	
0.2	0.4	0.0	0.2	-	-	Kamenjane	
0.3	0.1	-	0.0	0.0	-	Karbinci	
0.5	0.2	0.0	0.1	0.1	-	Ki-evo	
0.2	0.1	-	0.1	0.4	-	Kle-evce	
0.3	0.4	0.0	0.1	1.0	-	Kondovo	
-	0.6	12.8	0.2	13.3	-	Konopi{te	
0.2	0.1	-	-	-	-	Kon-e	
0.2	0.2	-	0.1	-	-	Kosel	
0.9	0.1	0.0	0.0	0.1	-	Ko-ani	
0.4	0.2	0.0	0.0	0.6	0.0	Kratovo	
1.0	0.2	0.0	-	0.1	-	Kriva Palanka	
0.2	0.1	0.0	-	0.2	-	Krivoga{tani	
0.3	0.1	-	0.1	0.6	0.0	Kru{evo	
0.1	0.1	-	0.1	0.1	-	Kukli{	
0.3	-	-	-	0.0	-	Kukure-ani	
0.5	0.5	0.0	0.3	0.1	0.6	Kumanovo	
0.5	0.0	-	0.0	0.0	-	Labuni{ta	
0.1	0.4	0.0	1.1	0.0	0.0	Lipkovo	
0.3	0.9	0.0	0.1	-	-	Lozovo	
0.1	0.3	-	-	0.3	-	Lukovo	
0.2	0.5	-	0.2	1.4	-	Mavrovi Anovi	
0.4	0.1	-	0.0	0.1	-	Makedonska Kamenica	
0.2	0.1	0.0	0.1	1.1	-	Makedonski Brod	
0.9	0.0	-	0.1	0.6	0.1	Me{ei{ta	
0.0	0.2	0.0	-	0.2	-	Miravci	
0.1	-	0.1	-	0.2	-	Mogila	
0.2	0.1	-	0.0	0.1	-	Murtino	
0.5	0.3	0.0	0.0	0.2	-	Negotino	
0.3	0.5	0.0	0.3	-	-	Negotino - Polo{ko	
0.3	0.0	-	0.0	1.5	-	Novaci	

Tabela 2b: Popi { ani l i ca spored pri -i ni te za pri sutnost-otsutnost - Vkupno (struktura)  
Table 2b: Enumerated persons according to the reasons of presence-absence - Total (structure)

Op{ ti na	Vkupno nasel eni e						
	Popi { ani l i ca	Vkupno	Pri sutni vo mestoto na voobi -aeno ` i veewe	Otsutni vo drugo mesto vo Republ i ka Makedoni ja		Otsutni vo	
				Zaradi rabota, { kol uvawe i sl .	Pri si l no rasel eni l i ca	Na rabota kaj stranski rabotodavec i l i na samostojna rabota i l i pre stoj, do edna godi na	
Enumerated persons	Total population						
	Total	Present in the place of usual residence	Absent elsewhere in the Republic of Macedonia		Absent		
			In order to work, attending school etc.	Forced migrated persons	Working for foreign employer's or working independently or staying, up to one year		
Novo Selo	100.0	100.0	93.6	2.6	-	3.0	
Oble{evo	100.0	99.9	95.6	2.7	-	1.2	
Orasac	100.0	99.9	97.0	2.1	-	0.2	
Ori zari	100.0	99.8	93.6	4.3	0.1	1.3	
Osl omej	100.0	99.9	94.7	1.3	0.0	3.4	
Ohri d	100.0	99.2	94.4	3.0	0.0	0.7	
Petrovec	100.0	95.6	92.7	1.1	-	0.2	
Peh-evo	100.0	100.0	92.8	6.6	0.0	0.1	
Pl asni ca	100.0	99.9	95.4	1.8	0.0	2.3	
Podare{	100.0	100.0	94.2	5.0	-	0.6	
Pri l ep	100.0	99.0	95.8	2.3	0.0	0.2	
Probi { tip	100.0	99.7	91.4	7.2	0.0	0.3	
Radovi {	100.0	99.9	94.3	4.2	0.0	0.7	
Rankovce	100.0	99.8	91.3	7.7	-	0.3	
Resen	100.0	99.5	95.1	3.5	0.0	0.1	
Rosoman	100.0	99.8	96.1	3.3	0.0	0.0	
Rostu{a	100.0	99.8	93.3	1.4	-	4.9	
Samokov	100.0	97.9	90.6	6.9	-	0.3	
Saraj	100.0	99.6	97.4	0.2	0.0	1.5	
Sveti Ni kol e	100.0	99.8	94.4	4.4	0.0	0.5	
Sopi { te	100.0	99.9	98.1	0.7	0.0	0.3	
Sopotni ca	100.0	99.4	95.8	3.0	-	0.2	
Srbi novo	100.0	99.4	85.0	0.8	-	12.2	
Star Dojran	100.0	98.7	92.5	4.9	-	0.2	
Staravi na	100.0	98.8	95.3	3.4	-	-	
Staro Nagori -ane	100.0	99.6	96.6	2.5	-	0.2	
Struga	100.0	99.7	94.5	2.5	0.0	2.0	
Strumi ca	100.0	99.7	94.7	3.4	0.0	0.4	
Studen i -ani	100.0	99.9	98.8	0.4	0.0	0.2	
Tearce	100.0	99.7	91.5	0.5	1.7	5.3	
Tetovo	100.0	98.9	96.1	0.9	0.3	0.9	
Topol -ani	100.0	100.0	98.2	1.2	-	0.3	
Capari	100.0	99.9	97.3	2.0	0.1	0.1	
Centar @upa	100.0	100.0	85.8	1.3	0.0	12.4	
^a{ ka	100.0	98.7	93.3	4.2	0.1	1.0	
^egrane	100.0	99.7	98.1	0.5	-	0.7	
^e{ i novo	100.0	99.7	95.1	3.9	-	0.5	
^u-er - Sandevo	100.0	96.9	95.3	0.6	0.2	0.2	
Xep-i { te	100.0	99.4	94.9	0.1	0.1	3.9	
[ i pkovi ca	100.0	99.6	96.5	0.2	0.1	2.2	
[ ti p	100.0	99.4	95.0	3.2	0.0	0.2	

Tabela 2b: Popi { ani I i ca spored pri -i ni te za pri sutnost-otsutnost - Vkupno (struktura)  
Table 2b: Enumerated persons according to the reasons of presence-absence - Total (structure)

stranstvo	Stranci so odobreni e za prestoj vo Republ i ka Makedoni ja, pri sutni edna godi na i pove}e	Pri vremen o pri sutni I i ca vo mestoto na Popi s				Municipality
		Od stranstvo		Od drugo mesto vo Republ i ka Makedoni ja		
		Stranci so odobreni e za prestoj vo Republ i ka Makedoni ja, pri sutni pomal ku od edna godi na	Begal ci , humani tar no zgri `eni I i ca i dr	Zaradi rabota, { kol uvawe i sl .	Prisi l no rasel eni I i ca	
abroad	Foreigners with residence permit in the Republic of Macedonia, present more than one year	Temporarily present persons in the Census place		From other place of the Republic of Macedonia		Municipality
Other absent abroad	Foreigners with residence permit in the Republic of Macedonia, present less than one year	Refugees, persons under humanitarian care etc.	In order to work, attending school etc.	Forced migrated persons		
0.5	0.2	-	0.0	0.0	-	
0.4	0.0	-	-	0.1	-	Oble{evo
0.5	0.2	-	-	0.1	-	Ora{ac
0.5	0.1	-	-	0.2	-	Orizari
0.4	0.0	0.0	0.1	-	-	Oslomej
0.9	0.2	0.0	0.0	0.8	0.0	Ohrid
0.5	1.0	0.0	4.2	0.1	0.1	Petrovec
0.4	0.1	-	0.0	0.0	-	Peh-evo
0.3	0.0	-	0.1	-	-	Plasnica
0.2	0.0	-	-	0.0	-	Podare{
0.6	0.1	0.0	0.0	0.9	0.0	Prilep
0.4	0.2	-	-	0.3	-	Probi{tip
0.5	0.1	0.0	0.0	0.1	0.0	Radovi{
0.4	0.1	-	-	0.2	-	Rankovce
0.6	0.2	0.0	-	0.5	0.0	Resen
0.2	0.1	-	0.1	0.1	-	Rosoman
0.2	0.1	0.0	0.1	0.0	-	Rostu{a
0.1	-	-	-	1.9	0.3	Samokov
0.1	0.3	0.0	0.1	-	0.4	Saraj
0.4	0.2	-	0.0	0.2	-	Sveti Nikole
0.7	0.2	0.0	0.0	0.1	-	Sopi{te
0.3	0.2	-	0.0	0.5	-	Sopotnica
0.6	0.7	-	0.6	0.0	-	Srbino vo
0.6	0.5	-	0.1	1.2	-	Star Dojran
-	-	-	-	1.3	-	Staravina
0.2	0.2	0.0	0.3	-	-	Staro Nagori-ane
0.6	0.1	0.0	0.0	0.3	0.0	Struga
1.1	0.1	0.0	0.0	0.2	-	Strumica
0.1	0.4	0.0	0.1	-	-	Studen i-ani
0.3	0.3	0.0	0.3	0.0	-	Tearce
0.4	0.4	0.1	0.2	0.7	0.0	Tetovo
0.1	0.1	-	0.0	-	-	Topol-ani
0.1	0.4	-	0.1	0.1	-	Capari
0.4	0.0	0.0	0.0	-	-	Centar @upa
-	0.2	-	-	1.2	0.1	^a{ka
0.2	0.3	0.0	0.3	-	-	^egrane
0.1	0.1	-	-	0.3	-	^e{inovo
0.2	0.5	0.0	3.0	0.0	-	^u-er - Sandevo
0.3	0.2	-	0.5	-	0.1	D`ep-i{te
0.1	0.6	0.0	0.4	-	-	[ipkovi ca
0.8	0.1	0.0	0.0	0.6	0.0	[tip

Tabela 2b: Popi { ani l i ca spored pri -i ni te za pri sutnost-otsutnost - Ma` i (struktura)  
Table 2b: Enumerated persons according to the reasons of presence-absence - Male (structure)

Op{ ti na	Vкупno nasel eni e						
	Popi { ani l i ca	Vкупno	Pri sutni vo mestoto na voobi -aeno` i veewe	Otsutni vo drugo mesto vo Republ i ka Makedoni ja		Otsutni vo	
				Zaradi rabota, { kol uvawe i sl .	Pri si l no rasel eni l i ca	Na rabota kaj stranski rabotodavec i l i na samostojna rabota i l i prestopj, do edna godi na	
Enumerated persons	Total population						
	Total	Present in the place of usual residence	Absent elsewhere in the Republic of Macedonia		Absent		
			In order to work, attending school etc.	Forced migrated persons	Working for foreign employer's or working independently or staying, up to one year		
Republ i ka Makedoni ja	100.0	99.2	94.1	2.6	0.1	1.6	
Skopje	100.0	98.2	95.8	0.8	0.0	0.4	
Gazi Baba	100.0	96.9	94.6	1.0	0.0	0.6	
\or-e Petrov	100.0	99.4	96.9	1.1	0.0	0.3	
Karpo{	100.0	96.0	93.4	0.6	0.0	0.3	
Ki sel a Voda	100.0	98.7	96.3	0.9	0.0	0.4	
Centar	100.0	98.2	95.3	0.7	0.0	0.5	
^ai r	100.0	99.7	97.7	0.6	0.0	0.4	
[ uto Ori zari	100.0	99.0	97.0	1.4	0.0	0.1	
Ara-i novo	100.0	99.5	91.0	0.5	4.6	3.0	
Ba-	100.0	100.0	97.7	1.3	-	0.3	
Bel -i { ta	100.0	98.0	90.7	5.5	-	0.9	
Berovo	100.0	99.9	91.9	7.1	-	0.4	
Bi stri ca	100.0	100.0	97.0	1.9	-	0.5	
Bi tol a	100.0	98.9	95.3	2.0	0.0	0.3	
Bl atec	100.0	100.0	78.9	5.2	0.1	14.2	
Bogdanci	100.0	99.8	93.3	5.4	0.0	0.3	
Bogovi we	100.0	99.9	96.2	0.2	0.1	3.3	
Bogomi l a	100.0	99.7	91.9	7.3	-	0.5	
Bosi l ovo	100.0	100.0	95.7	2.4	-	1.2	
Brveni ca	100.0	99.9	94.8	1.5	0.1	3.2	
Val andovo	100.0	99.8	92.3	6.1	0.0	0.6	
Vasi l evo	100.0	99.8	94.9	3.1	-	1.1	
Vev-ani	100.0	99.8	80.3	11.2	-	7.2	
Vel es	100.0	99.6	94.4	3.6	0.0	1.1	
Vel e{ ta	100.0	99.9	98.0	0.7	-	0.8	
Vi ni ca	100.0	99.9	88.5	6.2	-	4.1	
Vi tol i { te	100.0	100.0	98.4	0.8	-	0.8	
Vrane{ ti ca	100.0	100.0	95.7	3.0	-	0.9	
Vrap-i { te	100.0	100.0	94.7	0.9	0.0	3.8	
Vratni ca	100.0	99.9	87.2	1.6	0.1	9.3	
Vrutok	100.0	99.9	92.5	0.9	-	5.9	
Gevgel i ja	100.0	99.6	93.6	4.9	0.0	0.2	
Gosti var	100.0	99.8	91.4	1.7	0.0	6.0	
Gradsko	100.0	99.8	94.4	4.1	-	0.5	
Debar	100.0	100.0	94.1	2.0	0.1	3.0	
Del ogo` di	100.0	99.9	98.4	0.8	-	0.5	
Del -evo	100.0	99.9	88.5	8.6	0.0	1.5	
Demi r Kapi ja	100.0	99.8	93.0	6.3	0.0	0.0	
Demi r Hi sar	100.0	99.9	96.3	3.0	-	0.3	
Dobru{ evo	100.0	100.0	96.9	2.5	-	-	
Dol na Bawi ca	100.0	100.0	97.1	0.9	-	1.7	

Tabela 2b: Popi { ani I i ca spored pri -i ni te za pri sutnost-otsutnost - Ma` i (struktura)  
Table 2b: Enumerated persons according to the reasons of presence-absence - Male (structure)

stranstvo	Stranci so odobreni e za prestop vo Republ i ka Makedoni ja, pri sutni edna godi na i pove}e	Pri vremeno pri sutni I i ca vo mestoto na Popi s				Municipality
		Od stranstvo		Od drugo mesto vo Republ i ka Makedoni ja		
		Stranci so odobreni e za prestop vo Republ i ka Makedoni ja, pri sutni pomal ku od edna godi na	Begal ci , humani taro zgri `eni I i ca i dr	Zaradi rabota, { kol uvawe i sl .	Prisi lno rasel eni I i ca	
abroad	Foreigners with residence permit in the Republic of Macedonia, present more than one year	Temporarily present persons in the Census place		From other place of the Republic of Macedonia		Municipality
Other absent abroad	Foreigners with residence permit in the Republic of Macedonia, present less than one year	Refugees, persons under humanitarian care etc.	In order to work, attending school etc.	Forced migrated persons		
0.7	0.1	0.0	0.1	0.6	0.1	
0.9	0.3	0.0	0.1	1.4	0.2	Skopje
0.5	0.2	0.0	0.1	2.3	0.7	Gazi Baba
0.6	0.4	0.1	0.1	0.3	0.1	\or-e Petrov
1.1	0.4	0.1	0.1	3.6	0.2	Karpo{
1.0	0.2	0.1	0.0	1.1	0.1	Kisela Voda
1.3	0.3	0.0	0.2	1.5	0.2	Centar
0.6	0.3	0.0	0.1	0.1	0.0	^ air
0.3	0.2	0.0	0.9	-	0.0	[ uto Orizari
0.3	0.0	-	0.2	-	0.3	Ara-inovo
0.3	0.5	-	-	-	-	Ba-
0.5	0.3	-	0.4	1.6	-	Bel-i{ta
0.4	0.0	-	-	0.1	-	Berovo
0.5	0.0	-	-	0.0	-	Bistrica
1.1	0.1	0.0	0.0	1.1	0.0	Bitola
1.6	-	-	-	-	-	Blatec
0.5	0.3	0.1	0.0	0.0	0.1	Bogdanci
0.1	0.0	-	0.1	-	-	Bogovinje
-	-	-	-	0.3	-	Bogomila
0.6	0.0	0.0	0.0	-	-	Bosilovo
0.3	-	0.0	0.1	0.0	-	Brvenica
0.6	0.1	0.0	0.1	0.1	-	Valandovo
0.7	0.0	0.0	0.1	0.1	-	Vasilevo
1.1	-	-	-	0.2	-	Vev-ani
0.4	0.1	-	0.0	0.3	0.0	Veles
0.4	-	-	0.1	-	-	Vele{ta
1.0	0.1	0.0	0.0	0.0	0.0	Vinica
-	-	-	-	-	-	Vitoli{te
0.4	-	-	-	-	-	Vrane{tica
0.4	-	-	0.0	-	-	Vrap-i{te
1.8	0.1	-	-	0.1	-	Vratnica
0.6	-	-	-	0.1	-	Vrutok
0.7	0.1	0.0	0.0	0.3	0.0	Gevgelija
0.7	0.0	-	0.1	0.1	0.0	Gostivar
0.7	0.2	-	0.2	-	-	Gradsko
0.8	-	0.0	0.0	0.0	-	Debar
0.1	-	-	0.0	0.0	-	Delogo` di
1.2	0.0	-	0.0	0.1	-	Del-evo
0.3	0.2	-	-	0.2	-	Demir Kapija
0.2	0.0	-	-	0.1	0.0	Demir Hisar
0.4	0.2	-	-	-	-	Dobru{evo
0.3	0.0	-	-	-	-	Dolna Banjica

Tabela 2b: Popi { ani l i ca spored pri -i ni te za pri sutnost-otsutnost - Ma` i (struktura)  
Table 2b: Enumerated persons according to the reasons of presence-absence - Male (structure)

Op{ ti na	Vкупно naseleni e						
	Popi { ani l i ca	Vкупno	Pri sutni vo mestoto na voobi -aeno` i veewe	Otsutni vo drugo mesto vo Republ i ka Makedoni ja		Otsutni vo	
				Zaradi rabota, { kol uvawe i sl .	Pri si l no raseleni l i ca	Na rabota kaj stranski rabotodavec i l i na samostojna rabota i l i prestopj, do edna godi na	
Enumerated persons	Total	Present in the place of usual residence	Absent elsewhere in the Republic of Macedonia		Absent		
			In order to work, attending school etc.	Forced migrated persons	Working for foreign employer's or working independently or staying, up to one year		
Dol neni	100.0	99.2	95.6	2.8	0.0	0.4	
Drugovo	100.0	99.9	95.9	3.5	-	0.2	
@el i no	100.0	99.8	87.5	0.2	-	11.7	
@i to{ e	100.0	99.9	92.8	4.7	-	1.3	
Zajas	100.0	100.0	84.2	2.4	-	12.7	
Zel eni kovo	100.0	99.7	98.0	1.4	-	0.2	
Zl etovo	100.0	100.0	89.6	9.7	-	0.1	
Zrnovci	100.0	99.9	87.8	2.8	-	8.5	
I zvor	100.0	99.8	90.0	8.7	-	1.1	
I l i nden	100.0	99.8	96.9	2.0	0.0	0.2	
Jegunovce	100.0	99.8	95.1	3.4	0.2	0.8	
Kavadarci	100.0	99.3	93.4	4.9	0.0	0.2	
Kamewane	100.0	99.9	91.2	0.5	0.0	7.9	
Karbi nci	100.0	100.0	96.2	3.0	-	0.1	
Ki -evo	100.0	99.9	91.8	4.5	-	2.9	
Kl e-evce	100.0	99.6	96.0	3.0	0.1	0.1	
Kondovo	100.0	98.0	94.8	0.4	0.7	1.5	
Konopi { te	100.0	60.6	58.4	1.9	0.3	-	
Kon-e	100.0	100.0	94.3	5.1	0.1	0.3	
Kosel	100.0	100.0	96.4	3.0	-	-	
Ko-ani	100.0	99.9	93.1	4.3	-	1.4	
Kratovo	100.0	99.1	89.5	8.5	-	0.5	
Kri va Pal anka	100.0	99.9	86.7	10.6	0.0	0.8	
Kri voja{ tani	100.0	99.8	96.8	2.1	-	0.5	
Kru{ evo	100.0	99.3	92.4	5.5	-	1.0	
Kukl i {	100.0	99.8	97.1	2.1	-	0.5	
Kukure-ani	100.0	100.0	97.7	1.5	-	0.5	
Kumanovo	100.0	99.0	95.0	2.1	0.0	1.2	
Labuni { ta	100.0	99.9	89.9	2.1	-	7.2	
Li pkovo	100.0	99.3	95.3	1.1	2.4	0.2	
Lozovo	100.0	100.0	90.3	8.5	-	0.1	
Lukovo	100.0	99.7	85.6	6.3	-	7.5	
Mavrovi Anovi	100.0	98.5	89.8	8.1	-	0.2	
Makedonska Kameni ca	100.0	99.9	90.2	7.3	-	1.8	
Makedonski Brod	100.0	98.9	89.4	8.5	-	0.7	
Me{ ei { ta	100.0	99.0	94.8	2.6	-	0.8	
Mi ravci	100.0	99.8	93.1	6.4	-	0.2	
Mogj l a	100.0	99.8	96.1	2.2	0.0	1.4	
Murti no	100.0	100.0	96.4	2.7	-	0.6	
Negoti no	100.0	99.8	93.7	5.4	0.0	0.1	
Negoti no - Pol o{ ko	100.0	99.9	95.0	0.3	0.0	4.1	
Novaci	100.0	97.1	94.7	1.5	0.1	0.2	



Tabela 2b: Popi { ani I i ca spored pri -i ni te za pri sutnost-otsutnost - Ma` i (struktura)  
Table 2b: Enumerated persons according to the reasons of presence-absence - Male (structure)

stranstvo	Stranci so odobreni e za prestop vo Republ i ka Makedoni ja, pri sutni edna godi na i pove}e	Pri vremeno pri sutni I i ca vo mestoto na Popi s				Municipality
		Od stranstvo		Od drugo mesto vo Republ i ka Makedoni ja		
		Stranci so odobreni e za prestop vo Republ i ka Makedoni ja, pri sutni pomal ku od edna godi na	Begal ci , humani taro zgri ` eni I i ca i dr	Zaradi rabota, { kol uvawe i sl .	Prisi lno rasel eni I i ca	
abroad	Foreigners with residence permit in the Republic of Macedonia, present more than one year	Temporarily present persons in the Census place		From other place of the Republic of Macedonia		
Other absent abroad	Foreigners with residence permit in the Republic of Macedonia, present less than one year	From abroad	Refugees, persons under humanitarian care etc.	In order to work, attending school etc.	Forced migrated persons	
0.2	0.1	0.0	0.0	0.7	0.0	Dolneni
0.3	-	-	-	0.1	-	Drugovo
0.4	0.0	-	0.2	-	-	@elino
1.0	-	-	0.1	-	-	@ito{e
0.7	-	-	0.0	-	-	Zajas
0.0	-	-	0.1	0.2	-	Zelenikovo
0.5	0.1	-	-	-	-	Zletovo
0.8	-	-	-	0.1	-	Zrnovci
-	-	-	-	0.2	-	Izvor
0.4	0.3	0.0	0.1	0.1	0.0	Ilinden
0.2	0.0	-	0.1	0.1	0.1	Jegunovce
0.7	0.1	0.0	0.0	0.7	-	Kavadarci
0.3	-	-	0.1	-	-	Kamenjane
0.5	0.1	-	-	0.0	-	Karbinci
0.6	0.1	0.0	0.0	0.1	-	Ki-evo
0.4	0.1	-	-	0.4	-	Kle-evce
0.4	0.1	0.0	0.1	1.9	-	Kondovo
-	-	19.4	-	20.0	-	Konopi{te
0.2	0.1	-	-	-	-	Kon-e
0.3	0.3	-	-	-	-	Kosel
1.1	0.1	0.0	0.0	0.0	-	Ko-ani
0.4	0.1	0.0	-	0.9	-	Kratovo
1.7	0.1	0.0	-	0.1	-	Kriva Palanka
0.3	-	0.0	-	0.2	-	Krivoga{tani
0.3	0.0	-	0.0	0.7	0.0	Kru{evo
0.1	-	-	0.1	0.1	-	Kukli{
0.2	-	-	-	-	-	Kukure-ani
0.6	0.2	0.0	0.2	0.1	0.6	Kumanovo
0.8	0.0	-	0.0	0.1	-	Labuni{ta
0.2	0.1	0.0	0.6	0.0	0.0	Lipkovo
0.5	0.6	-	-	-	-	Lozovo
0.3	0.1	-	-	0.3	-	Lukovo
0.4	-	-	-	1.5	-	Mavrovi Anovi
0.5	0.0	-	-	0.1	-	Makedonska Kamenica
0.1	0.1	0.0	0.0	1.1	-	Makedonski Brod
0.8	-	-	0.1	0.8	0.1	Me{ei{ta
-	0.1	0.1	-	0.1	-	Miravci
0.0	-	0.0	-	0.2	-	Mogila
0.3	-	-	-	0.0	-	Murtino
0.5	0.1	0.0	-	0.2	-	Negotino
0.4	-	0.0	0.1	-	-	Negotino - Polo{ko
0.5	0.1	-	-	2.9	-	Novaci

Tabela 2b: Popi { ani l i ca spored pri -i ni te za pri sutnost-otsutnost - Ma` i (struktura)  
Table 2b: Enumerated persons according to the reasons of presence-absence - Male (structure)

Op{ ti na	Vкупno naseleni e					
	Popi { ani l i ca	Vкупno	Pri sutni vo mestoto na voobi -aeno` i veewe	Otsutni vo drugo mesto vo Republ i ka Makedoni ja		Otsutni vo
				Zaradi rabota, { kol uvawe i sl .	Pri sil no raseleni l i ca	Na rabota kaj stranski rabotodavec i l i na samostojna rabota i l i pre stoj, do edna godi na
Enumerated persons	Total population					
	Total	Present in the place of usual residence	Absent elsewhere in the Republic of Macedonia		Absent	
			In order to work, attending school etc.	Forced migrated persons	Working for foreign employer's or working independently or staying, up to one year	
Novo Selo	100.0	99.9	92.7	3.1	-	3.7
Oble{evo	100.0	99.9	93.9	3.8	-	1.8
Orasac	100.0	99.8	94.7	3.5	-	0.5
Ori zari	100.0	99.7	91.3	5.8	0.0	2.0
Oslomej	100.0	100.0	92.5	1.5	-	5.4
Ohrid	100.0	99.2	93.9	3.2	-	1.0
Petrovec	100.0	95.7	92.4	1.9	-	0.4
Peh-evo	100.0	100.0	91.3	8.1	-	0.1
Plasnica	100.0	99.9	92.4	3.4	-	3.6
Podare{	100.0	100.0	91.8	6.8	-	1.1
Pri lep	100.0	99.2	95.4	2.7	0.0	0.3
Probi {tip	100.0	99.7	89.4	9.2	-	0.5
Radovi {	100.0	99.9	93.3	5.0	0.0	1.0
Rankovce	100.0	99.8	87.5	11.1	-	0.5
Resen	100.0	99.4	94.5	4.1	-	0.1
Rosoman	100.0	100.0	95.9	3.8	-	0.1
Rostu{a	100.0	100.0	88.2	2.2	-	9.3
Samokov	100.0	97.4	87.5	9.7	-	0.1
Saraj	100.0	99.6	96.9	0.3	0.0	2.2
Sveti Nikole	100.0	99.7	93.6	5.0	-	0.6
Sopi {te	100.0	99.9	97.4	1.1	0.0	0.5
Sopotnica	100.0	99.4	94.9	3.9	-	0.3
Srbino	100.0	99.9	82.1	1.3	-	15.9
Star Dojran	100.0	98.6	91.7	5.7	-	0.3
Staravina	100.0	98.8	94.4	4.3	-	-
Staro Nagori -ane	100.0	99.9	95.6	3.8	-	0.4
Struga	100.0	99.7	93.3	2.7	0.0	2.9
Strumica	100.0	99.7	94.0	3.7	0.0	0.6
Studenici	100.0	99.9	98.7	0.7	0.0	0.3
Tearce	100.0	99.9	90.7	0.5	1.7	6.5
Tetovo	100.0	99.0	95.9	1.1	0.3	1.2
Topol -ani	100.0	100.0	97.6	1.9	-	0.3
Capari	100.0	99.9	97.1	2.4	-	0.1
Centar @upa	100.0	100.0	79.8	2.3	-	17.4
^a{ka	100.0	98.8	90.1	7.2	-	1.5
^egrane	100.0	99.9	98.0	0.6	-	0.9
^e{inovo	100.0	99.8	94.4	4.6	-	0.7
^u-er - Sandevo	100.0	97.2	95.4	1.0	0.2	0.3
Xep-i {te	100.0	99.7	94.3	0.1	0.1	4.9
[ i pkovica	100.0	99.7	96.5	0.2	0.1	2.9
[ tip	100.0	99.7	94.7	3.8	0.0	0.3

Tabela 2b: Popi { ani I i ca spored pri -i ni te za pri sutnost-otsutnost - Ma` i (struktura)  
Table 2b: Enumerated persons according to the reasons of presence-absence - Male (structure)

stranstvo	Stranci so odobreni e za prestop vo Republ i ka Makedoni ja, pri sutni edna godi na i pove}e	Pri vremen o pri sutni I i ca vo mestoto na Popi s				Municipality
		Od stranstvo		Od drugo mesto vo Republ i ka Makedoni ja		
		Stranci so odobreni e za prestop vo Republ i ka Makedoni ja, pri sutni pomal ku od edna godi na	Begal ci , humani tar no zgri ` eni I i ca i dr	Zaradi rabota, { kol uvawe i sl .	Prisi l no rasel eni I i ca	
abroad	Foreigners with residence permit in the Republic of Macedonia, present more than one year	Temporarily present persons in the Census place				Municipality
Other absent abroad	Foreigners with residence permit in the Republic of Macedonia, present less than one year	From abroad		From other place of the Republic of Macedonia		
		Foreigners with residence permit in the Republic of Macedonia, present less than one year	Refugees, persons under humanitarian care etc.	In order to work, attending school etc.	Forced migrated persons	
0.5	0.0	-	0.0	0.0	-	Novo Selo
0.4	-	-	-	0.1	-	Oble{evo
0.9	0.3	-	-	0.2	-	Ora{ac
0.6	-	-	-	0.3	-	Orizari
0.5	-	-	0.0	-	-	Oslomej
1.1	0.1	0.0	0.0	0.8	0.0	Ohrid
0.7	0.3	-	4.1	0.1	0.0	Petrovec
0.4	0.0	-	-	-	-	Peh-evo
0.4	-	-	0.1	-	-	Plasnica
0.3	-	-	-	-	-	Podare{
0.6	0.1	0.0	0.0	0.8	0.0	Prilep
0.5	0.2	-	-	0.3	-	Probi{tip
0.5	0.0	0.0	0.0	0.1	0.0	Radovi{
0.7	-	-	-	0.2	-	Rankovce
0.7	0.0	-	-	0.5	0.0	Resen
0.2	0.0	-	-	0.0	-	Rosoman
0.3	-	-	-	0.0	-	Rostu{a
0.1	-	-	-	2.4	0.2	Samokov
0.2	0.1	-	0.0	-	0.4	Saraj
0.4	0.1	-	0.0	0.3	-	Sveti Nikole
0.9	0.1	-	-	0.1	-	Sopi{te
0.3	0.1	-	-	0.6	-	Sopotnica
0.6	0.1	-	0.1	-	-	Srbino
0.6	0.4	-	0.1	1.3	-	Star Dojran
-	-	-	-	1.2	-	Staravina
0.2	-	0.0	0.0	-	-	Staro Nagori-ane
0.8	0.0	-	0.0	0.3	0.0	Struga
1.3	0.1	0.0	0.0	0.3	-	Strumica
0.1	0.1	0.0	0.1	-	-	Studen i-ani
0.4	0.1	-	0.1	0.0	-	Tearce
0.4	0.2	0.1	0.1	0.7	0.0	Tetovo
0.3	-	-	-	-	-	Topol-ani
0.3	-	-	-	0.1	-	Capari
0.5	-	-	-	-	-	Centar @upa
-	-	-	-	1.2	0.1	^a{ka
0.3	0.0	-	0.1	-	-	^egrane
0.1	-	-	-	0.2	-	^e{inovo
0.2	0.1	0.0	2.8	-	-	^u-er - Sandevo
0.2	0.1	-	0.2	-	0.1	D`ep-i{te
0.1	-	-	0.3	-	-	[ipkovi ca
0.9	0.1	0.0	-	0.3	-	[tip

Tabela 2b: Popi { ani l i ca spored pri -i ni te za pri sutnost-otsutnost - @eni (struktura)  
Table 2b: Enumerated persons according to the reasons of presence-absence - Female (structure)

Op{ ti na	Vкупно nasel eni e						
	Popi { ani l i ca	Vкупno	Pri sutni vo mestoto na voobi -aeno ` i veewe	Otsutni vo drugo mesto vo Republ i ka Makedoni ja		Otsutni vo	
				Zaradi rabota, { kol uvawe i sl .	Pri si l no rasel eni l i ca	Na rabota kaj stranski rabotodavec i l i na samostojna rabota i l i prestopj, do edna godi na	
Enumerated persons	Total population						
	Total	Present in the place of usual residence	Absent elsewhere in the Republic of Macedonia		Absent		
			In order to work, attending school etc.	Forced migrated persons	Working for foreign employer's or working independently or staying, up to one year		
Republ i ka Makedoni ja	100.0	99.0	95.8	1.5	0.1	0.6	
Skopje	100.0	97.8	96.0	0.3	0.0	0.2	
Gazi Baba	100.0	96.8	95.4	0.2	0.0	0.2	
\or-e Petrov	100.0	99.4	97.8	0.4	0.0	0.1	
Karpo{	100.0	95.9	93.7	0.3	0.0	0.2	
Ki sel a Voda	100.0	98.2	96.4	0.4	0.0	0.2	
Centar	100.0	97.4	95.3	0.2	0.0	0.2	
^ai r	100.0	99.6	97.8	0.2	0.0	0.2	
[ uto Ori zari	100.0	98.7	97.1	0.5	0.0	0.0	
Ara-i novo	100.0	98.9	91.3	0.1	5.4	1.2	
Ba-	100.0	100.0	96.4	2.2	-	-	
Bel -i { ta	100.0	98.3	91.7	5.3	0.1	0.3	
Berovo	100.0	99.9	94.3	4.8	-	0.3	
Bi stri ca	100.0	99.7	98.1	0.6	-	0.2	
Bi tol a	100.0	98.3	95.4	1.7	0.0	0.2	
Bl atec	100.0	100.0	87.0	2.9	-	9.0	
Bogdanci	100.0	99.8	94.3	4.2	-	0.1	
Bogovi we	100.0	99.5	97.7	0.1	0.1	1.0	
Bogomi l a	100.0	99.7	96.2	3.0	-	-	
Bosi l ovo	100.0	99.9	97.4	1.6	0.0	0.5	
Brveni ca	100.0	99.4	97.1	0.5	0.1	1.3	
Val andovo	100.0	99.5	94.4	4.1	0.1	0.3	
Vasi l evo	100.0	99.8	97.7	1.5	0.0	0.2	
Vev-ani	100.0	99.9	93.1	6.1	-	0.7	
Vel es	100.0	99.5	96.5	2.3	0.0	0.2	
Vel e{ ta	100.0	99.7	98.1	0.6	-	0.7	
Vi ni ca	100.0	99.8	94.0	3.2	0.0	2.0	
Vi tol i { te	100.0	100.0	98.8	0.8	-	0.4	
Vrane{ ti ca	100.0	100.0	96.7	1.9	-	0.3	
Vrap-i { te	100.0	99.7	97.2	0.5	-	1.3	
Vratni ca	100.0	99.9	90.4	0.6	0.2	5.6	
Vrutok	100.0	99.7	97.0	0.6	0.0	1.2	
Gevgel i ja	100.0	99.7	94.5	4.3	0.0	0.2	
Gosti var	100.0	99.7	93.9	1.7	0.0	3.2	
Gradsko	100.0	99.4	94.3	2.7	0.2	0.2	
Debar	100.0	99.8	97.0	1.3	0.1	1.0	
Del ogo` di	100.0	99.6	98.1	1.0	0.0	0.2	
Del -evo	100.0	99.9	94.0	4.6	-	0.6	
Demi r Kapi ja	100.0	99.6	94.4	4.4	-	-	
Demi r Hi sar	100.0	99.8	97.1	2.1	-	0.3	
Dobru{ evo	100.0	99.9	97.8	1.7	-	-	
Dol na Bawi ca	100.0	99.7	98.1	0.3	-	0.8	

Tabela 2b: Popi { ani I i ca spored pri -i ni te za pri sutnost-otsutnost - @eni (struktura)  
Table 2b: Enumerated persons according to the reasons of presence-absence - Female (structure)

stranstvo	Stranci so odobreni e za prestop vo Republ i ka Makedoni ja, pri sutni edna godi na i pove}e	Pri vremeno pri sutni I i ca vo mestoto na Popi s					Municipality
		Od stranstvo		Od drugo mesto vo Republ i ka Makedoni ja			
		Stranci so odobreni e za prestop vo Republ i ka Makedoni ja, pri sutni pomal ku od edna godi na	Begal ci , humani taro zgri `eni I i ca i dr	Zaradi rabota, { kol uvawe i sl .	Prisi lno rasel eni I i ca		
abroad	Foreigners with residence permit in the Republic of Macedonia, present more than one year	Temporarily present persons in the Census place					
Other absent abroad		From abroad		From other place of the Republic of Macedonia			
		Foreigners with residence permit in the Republic of Macedonia, present less than one year	Refugees, persons under humanitarian care etc.	In order to work, attending school etc.	Forced migrated persons		
0.5	0.4	0.0	0.2	0.7	0.1	<b>Republic of Macedonia</b>	
0.8	0.5	0.1	0.2	1.7	0.2	Skopje	
0.5	0.5	0.0	0.3	2.2	0.7	Gazi Baba	
0.4	0.6	0.0	0.2	0.3	0.1	\or-e Petrov	
1.2	0.5	0.1	0.1	3.8	0.2	Karpo{	
0.8	0.3	0.1	0.1	1.5	0.2	Kisela Voda	
1.1	0.5	0.0	0.2	2.2	0.2	Centar	
0.5	0.8	0.1	0.2	0.1	0.0	^ air	
0.3	0.8	0.0	1.3	-	0.0	[ uto Orizari	
0.3	0.7	0.0	0.8	-	0.3	Ara-inovo	
0.6	0.8	-	-	-	-	Ba-	
0.6	0.3	0.1	0.2	1.4	-	Bel-i{ta	
0.4	0.1	-	-	0.1	-	Berovo	
0.2	0.6	0.2	-	0.0	-	Bistrica	
0.9	0.2	0.0	0.0	1.6	0.0	Bitola	
1.0	0.1	-	-	-	-	Blatec	
0.3	0.8	0.1	-	0.0	0.0	Bogdanci	
0.0	0.6	0.0	0.5	-	-	Bogovinje	
-	0.5	-	-	0.3	-	Bogomila	
0.2	0.1	0.0	0.0	0.1	-	Bosilovo	
0.1	0.4	0.1	0.5	0.0	-	Brvenica	
0.3	0.3	0.0	0.2	0.3	-	Valandovo	
0.2	0.2	0.0	0.1	0.1	-	Vasilevo	
0.1	-	-	-	0.1	-	Vev-ani	
0.4	0.2	0.0	0.1	0.3	0.0	Veles	
0.3	0.1	-	0.3	-	-	Vele{ta	
0.6	0.1	0.1	0.0	0.1	0.0	Vinica	
-	-	-	-	-	-	Vitoli{te	
0.8	0.3	-	-	-	-	Vrane{tica	
0.3	0.5	-	0.3	-	-	Vrap-i{te	
1.5	1.7	-	0.1	-	-	Vratnica	
0.6	0.4	-	0.3	0.0	-	Vrutok	
0.6	0.2	0.0	0.0	0.3	0.0	Gevgelija	
0.5	0.4	0.0	0.2	0.1	0.0	Gostivar	
0.5	1.5	0.3	0.3	-	-	Gradsko	
0.3	0.2	0.0	0.1	0.0	-	Debar	
0.1	0.2	-	0.4	0.0	-	Delogo` di	
0.6	0.2	0.0	0.0	0.1	-	Del-evo	
0.1	0.7	-	-	0.4	-	Demir Kapija	
0.2	0.1	0.0	-	0.1	0.1	Demir Hisar	
0.1	0.3	-	0.1	-	-	Dobru{evo	
0.0	0.5	-	0.3	-	-	Dolna Banjica	

Tabela 2b: Popi { ani l i ca spored pri -i ni te za pri sutnost-otsutnost - @eni (struktura)  
Table 2b: Enumerated persons according to the reasons of presence-absence - Female (structure)

Op{ ti na	Vкупно nasel eni e						
	Popi { ani l i ca	Vкупno	Pri sutni vo mestoto na voobi -aeno ` i veewe	Otsutni vo drugo mesto vo Republ i ka Makedoni ja		Otsutni vo	
				Zaradi rabota, { kol uvawe i sl .	Pri si l no rasel eni l i ca	Na rabota kaj stranski rabotodavec i l i na samostojna rabota i l i prestopj, do edna godi na	
Enumerated persons	Total population						
	Total	Present in the place of usual residence	Absent elsewhere in the Republic of Macedonia		Absent		
			In order to work, attending school etc.	Forced migrated persons	Working for foreign employer's or working independently or staying, up to one year		
Dol neni	100.0	99.3	96.5	1.2	0.1	0.1	
Drugovo	100.0	99.7	96.4	2.4	-	0.2	
@el i no	100.0	99.2	95.0	0.0	0.0	3.5	
@i to{ e	100.0	99.9	97.6	1.4	-	0.5	
Zajas	100.0	99.7	94.9	1.4	0.0	2.7	
Zel eni kovo	100.0	99.4	98.5	0.2	-	0.2	
Zl etovo	100.0	99.9	95.2	4.0	0.1	-	
Zrnovci	100.0	99.9	91.1	1.5	-	6.8	
I zvor	100.0	99.8	94.7	4.3	-	0.4	
I l i nden	100.0	99.6	98.3	0.4	-	0.1	
Jegunovce	100.0	99.9	96.6	2.0	0.3	0.6	
Kavadarci	100.0	99.9	94.5	4.4	0.0	0.1	
Kamewane	100.0	99.7	96.2	0.1	0.0	2.5	
Karbi nci	100.0	99.9	99.2	0.6	-	-	
Ki -evo	100.0	99.7	94.2	3.5	0.0	1.3	
Kl e-evce	100.0	99.4	97.4	1.7	-	-	
Kondovo	100.0	99.8	98.1	0.1	0.5	0.3	
Konopi { te	100.0	98.2	94.5	1.8	-	-	
Kon-e	100.0	100.0	96.5	3.0	-	0.1	
Kosel	100.0	99.9	98.1	1.5	-	-	
Ko-ani	100.0	99.9	95.5	2.9	0.0	0.7	
Kratovo	100.0	99.6	94.3	4.4	-	0.2	
Kri va Pal anka	100.0	99.8	95.0	4.1	0.0	0.2	
Kri voja{ tani	100.0	99.8	98.3	1.1	-	0.2	
Kru{ evo	100.0	99.3	95.7	2.8	0.0	0.3	
Kukl i {	100.0	99.9	98.9	0.7	-	0.1	
Kukure-ani	100.0	99.9	98.4	1.1	-	0.1	
Kumanovo	100.0	98.8	96.0	0.9	0.0	0.7	
Labuni { ta	100.0	99.9	98.5	0.7	-	0.5	
Li pkovo	100.0	98.3	94.6	0.6	2.4	0.0	
Lozovo	100.0	99.8	95.9	2.5	0.1	-	
Lukovo	100.0	99.7	94.9	3.6	-	0.8	
Mavrovi Anovi	100.0	98.3	91.4	5.4	-	0.4	
Makedonska Kameni ca	100.0	99.8	95.2	3.6	-	0.5	
Makedonski Brod	100.0	98.9	94.2	4.1	-	0.1	
Me{ ei { ta	100.0	99.5	96.4	1.6	-	0.5	
Mi ravci	100.0	99.8	96.4	3.1	-	-	
Mogj l a	100.0	99.7	97.0	1.4	0.1	1.0	
Murti no	100.0	99.9	98.0	1.4	-	0.3	
Negoti no	100.0	99.8	95.4	3.5	0.0	0.1	
Negoti no - Pol o{ ko	100.0	99.5	97.7	0.1	0.0	0.5	
Novaci	100.0	99.9	98.6	1.0	-	0.3	

Tabela 2b: Popi { ani I i ca spored pri -i ni te za pri sutnost-otsutnost - @eni (struktura)  
Table 2b: Enumerated persons according to the reasons of presence-absence - Female (structure)

stranstvo	Stranci so odobreni e za prestop vo Republ i ka Makedoni ja, pri sutni edna godi na i pove}e	Pri vremen o pri sutni I i ca vo mestoto na Popi s				Municipality
		Od stranstvo		Od drugo mesto vo Republ i ka Makedoni ja		
		Stranci so odobreni e za prestop vo Republ i ka Makedoni ja, pri sutni pomal ku od edna godi na	Begal ci , humani tar no zgri `eni I i ca i dr	Zaradi rabota, { kol uvawe i sl .	Prisi l no rasel eni I i ca	
abroad	Foreigners with residence permit in the Republic of Macedonia, present more than one year	Temporarily present persons in the Census place				Municipality
Other absent abroad		From abroad	From other place of the Republic of Macedonia			
		Foreigners with residence permit in the Republic of Macedonia, present less than one year	Refugees, persons under humanitarian care etc.	In order to work, attending school etc.	Forced migrated persons	
0.1	1.3	0.1	0.1	0.5	0.0	Doleni
0.4	0.3	0.1	-	0.3	-	Drugovo
0.2	0.5	-	0.8	-	-	@elino
0.2	0.2	-	0.1	-	-	@ito{e
0.2	0.5	0.1	0.2	-	-	Zajas
0.2	0.4	-	0.5	0.1	-	Zelenikovo
0.1	0.6	-	-	0.1	-	Zletovo
0.5	-	-	-	0.1	-	Zrnovci
0.2	0.2	-	-	0.2	-	Izvor
0.2	0.6	0.1	0.2	0.1	0.1	Ilinden
0.2	0.3	-	0.1	0.0	0.0	Jegunovce
0.7	0.1	0.0	0.0	0.0	-	Kavadarci
0.2	0.8	0.0	0.3	-	-	Kamenjane
0.1	0.1	-	0.1	0.1	-	Karbinci
0.5	0.2	0.0	0.1	0.1	-	Ki-evo
0.1	0.1	-	0.1	0.5	-	Kle-evce
0.1	0.7	0.0	0.2	-	-	Kondovo
-	1.8	0.6	0.6	0.6	-	Konopi{te
0.2	0.2	-	-	-	-	Kon-e
0.1	0.1	-	0.1	-	-	Kosel
0.7	0.1	0.0	0.0	0.1	-	Ko-ani
0.4	0.3	-	0.0	0.4	0.0	Kratovo
0.3	0.3	0.0	-	0.2	-	Kriva Palanka
0.1	0.1	0.0	-	0.1	-	Krivoga{tani
0.3	0.2	-	0.2	0.5	0.0	Kru{evo
-	0.1	-	0.0	0.1	-	Kukli{
0.3	-	-	-	0.1	-	Kukure-ani
0.5	0.7	0.0	0.4	0.1	0.6	Kumanovo
0.3	0.0	-	0.1	0.0	-	Labuni{ta
0.1	0.7	0.0	1.6	0.0	0.0	Lipkovo
0.1	1.2	0.1	0.1	-	-	Lozovo
-	0.4	-	-	0.3	-	Lukovo
-	1.0	-	0.4	1.3	-	Mavrovi Anovi
0.3	0.2	-	0.0	0.2	-	Makedonska Kamenica
0.4	-	-	0.1	1.1	-	Makedonski Brod
0.9	0.1	-	0.1	0.4	0.1	Me{ei{ta
0.1	0.2	-	-	0.2	-	Miravci
0.2	-	0.1	-	0.2	-	Mogila
0.1	0.1	-	0.0	0.1	-	Murtino
0.5	0.5	-	0.0	0.1	-	Negotino
0.2	1.0	0.0	0.4	-	-	Negotino - Polo{ko
0.1	-	-	0.1	-	-	Novaci

Tabela 2b: Popi { ani l i ca spored pri -i ni te za pri sutnost-otsutnost - @eni (struktura)  
Table 2b: Enumerated persons according to the reasons of presence-absence - Female (structure)

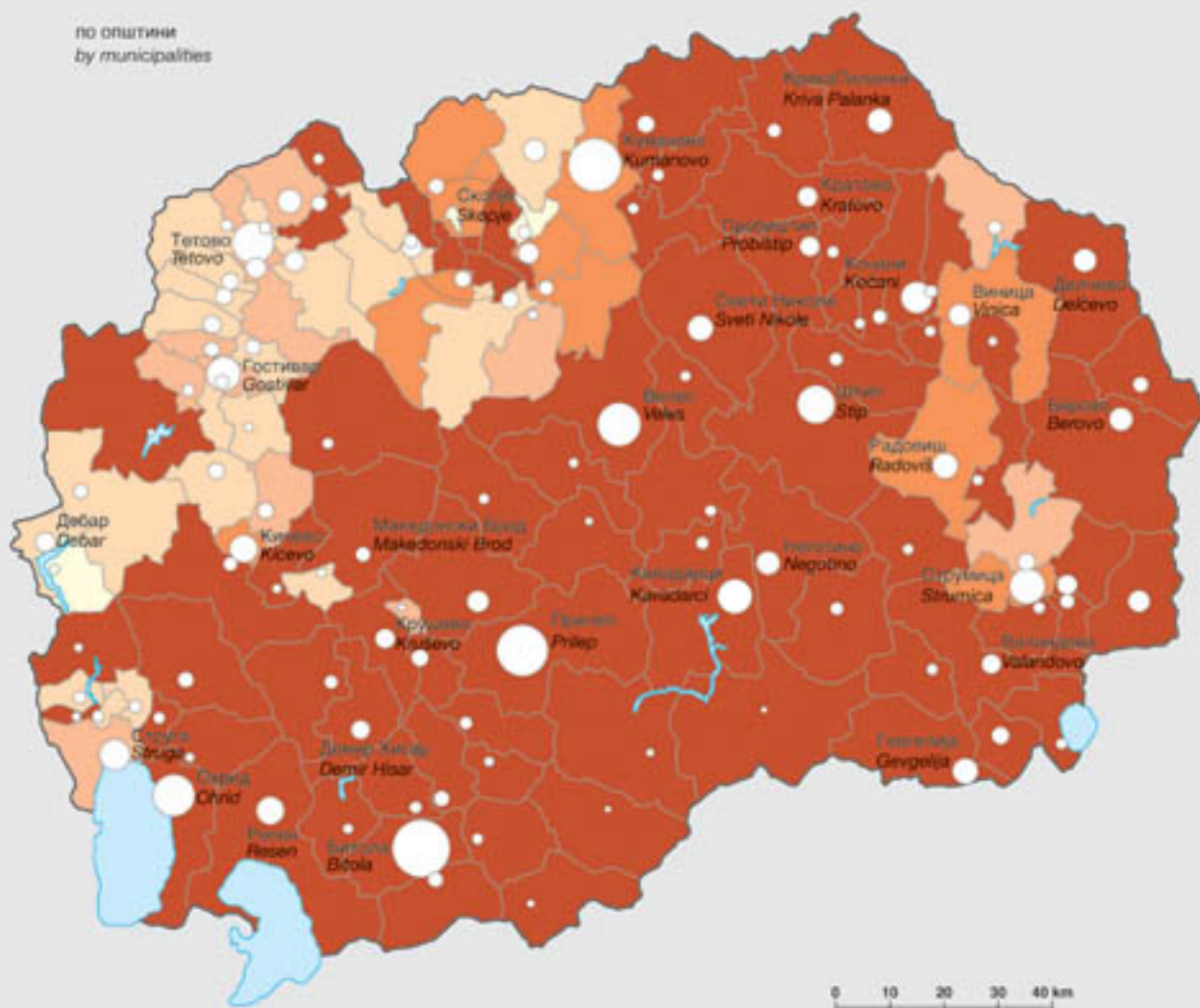
Op{ ti na	Vкупно населени e					
	Popi { ani l i ca	Vкупно	Pri sutni vo mestoto na voobi -aeno ` i veewe	Otsutni vo drugo mesto vo Republ i ka Makedoni ja		Otsutni vo
				Zaradi rabota, { kol uvawe i sl .	Pri si l no rasel eni l i ca	Na rabota kaj stranski rabotodavec i l i na samostojna rabota i l i pre stoj, do edna godi na
Enumerated persons	Total population					
	Total	Present in the place of usual residence	Absent elsewhere in the Republic of Macedonia		Absent	
			In order to work, attending school etc.	Forced migrated persons	Working for foreign employer's or working independently or staying, up to one year	
Novo Selo	100.0	100.0	94.7	2.1	-	2.4
Oble{evo	100.0	99.9	97.4	1.6	-	0.5
Orasac	100.0	100.0	99.5	0.5	-	-
Ori zari	100.0	100.0	96.0	2.8	0.1	0.6
Oslomej	100.0	99.8	97.1	1.1	0.0	1.2
Ohrid	100.0	99.1	94.8	2.8	0.0	0.4
Petrovec	100.0	95.4	93.1	0.3	-	0.1
Peh-evo	100.0	99.9	94.3	5.0	0.0	0.1
Plasnica	100.0	99.9	98.3	0.3	0.1	0.9
Podare{	100.0	99.9	96.7	3.0	-	0.1
Prilep	100.0	98.9	96.2	1.8	0.0	0.2
Probi {tip	100.0	99.7	93.6	5.2	0.1	0.1
Radovi {	100.0	99.9	95.4	3.3	-	0.5
Rankovce	100.0	99.8	95.4	3.9	-	0.2
Resen	100.0	99.5	95.7	2.9	0.0	0.0
Rosoman	100.0	99.6	96.5	2.8	0.1	-
Rostu{a	100.0	99.7	98.3	0.6	-	0.6
Samokov	100.0	98.4	94.2	3.8	-	0.4
Saraj	100.0	99.5	97.9	0.0	0.0	0.9
Sveti Nikole	100.0	99.9	95.2	3.6	0.0	0.4
Sopi {te	100.0	99.9	98.9	0.2	0.0	0.2
Sopotnca	100.0	99.5	96.8	2.0	-	0.2
Srbino	100.0	98.9	88.2	0.4	-	8.4
Star Dojran	100.0	98.7	93.3	4.1	-	0.1
Staravina	100.0	98.7	96.2	2.5	-	-
Staro Nagori -ane	100.0	99.4	97.7	1.1	-	-
Struga	100.0	99.6	95.6	2.2	-	1.1
Strumica	100.0	99.8	95.3	3.1	0.0	0.3
Studenici	100.0	99.8	99.0	0.0	0.0	0.1
Tearce	100.0	99.5	92.4	0.5	1.8	4.0
Tetovo	100.0	98.8	96.2	0.7	0.3	0.5
Topol -ani	100.0	99.9	99.0	0.5	-	0.2
Capari	100.0	99.9	97.5	1.5	0.1	-
Centar @upa	100.0	99.9	92.0	0.3	0.0	7.3
^a{ka	100.0	98.6	96.9	0.8	0.1	0.4
^egrane	100.0	99.5	98.2	0.3	-	0.4
^e{inovo	100.0	99.7	95.8	3.2	-	0.3
^u-er - Sandevo	100.0	96.6	95.1	0.1	0.1	0.1
Xep-i {te	100.0	99.2	95.6	0.1	0.1	2.8
[ i pkovica	100.0	99.4	96.5	0.1	0.1	1.6
[ tip	100.0	99.1	95.4	2.6	0.0	0.2



Tabela 2b: Popi { ani I i ca spored pri -i ni te za pri sutnost-otsutnost - @eni (struktura)  
Table 2b: Enumerated persons according to the reasons of presence-absence - Female (structure)

stranstvo	Stranci so odobreni e za prestop vo Republ i ka Makedoni ja, pri sutni edna godi na i pove}e	Pri vremeno pri sutni I i ca vo mestoto na Popi s				Municipality
		Od stranstvo		Od drugo mesto vo Republ i ka Makedoni ja		
		Stranci so odobreni e za prestop vo Republ i ka Makedoni ja, pri sutni pomal ku od edna godi na	Begal ci , humani taro zgri `eni I i ca i dr	Zaradi rabota, { kol uvawe i sl .	Prisi lno rasel eni I i ca	
abroad	Foreigners with residence permit in the Republic of Macedonia, present more than one year	Temporarily present persons in the Census place				
Other absent abroad		From abroad		From other place of the Republic of Macedonia		
		Foreigners with residence permit in the Republic of Macedonia, present less than one year	Refugees, persons under humanitarian care etc.	In order to work, attending school etc.	Forced migrated persons	
0.4	0.4	-	-	0.0	-	Novo Selo
0.3	0.0	-	-	0.1	-	Oble{evo
-	-	-	-	-	-	Ora{ac
0.3	0.1	-	-	-	-	Orizari
0.3	0.1	0.0	0.2	-	-	Oslomej
0.8	0.2	0.0	0.0	0.8	0.0	Ohrid
0.3	1.7	0.0	4.3	0.1	0.1	Petrovec
0.4	0.1	-	0.0	0.0	-	Peh-evo
0.1	0.1	-	0.1	-	-	Plasnica
0.1	0.1	-	-	0.1	-	Podare{
0.6	0.2	0.0	0.0	1.1	0.0	Prilep
0.4	0.3	-	-	0.3	-	Probi{tip
0.5	0.2	-	-	0.1	0.0	Radovi{
0.1	0.3	-	-	0.2	-	Rankovce
0.5	0.3	0.0	-	0.5	0.0	Resen
0.2	0.1	-	0.2	0.3	-	Rosoman
0.1	0.1	0.0	0.2	0.0	-	Rostu{a
-	-	-	-	1.4	0.3	Samokov
0.1	0.6	0.0	0.1	-	0.3	Saraj
0.3	0.4	-	0.0	0.1	-	Sveti Nikole
0.4	0.3	0.0	0.0	0.0	-	Sopi{te
0.3	0.3	-	0.1	0.4	-	Sopotnica
0.7	1.3	-	1.0	0.1	-	Srbino
0.6	0.7	-	0.2	1.1	-	Star Dojran
-	-	-	-	1.3	-	Staravina
0.2	0.3	0.0	0.6	-	-	Staro Nagori-ane
0.5	0.2	0.0	0.1	0.3	0.0	Struga
0.9	0.1	0.0	0.0	0.2	-	Strumica
0.1	0.6	0.0	0.2	-	-	Studen i-ani
0.3	0.5	0.0	0.4	0.0	-	Tearce
0.3	0.7	0.1	0.3	0.7	0.0	Tetovo
-	0.2	-	0.1	-	-	Topol-ani
-	0.7	-	0.1	-	-	Capari
0.3	0.0	0.0	0.0	-	-	Centar @upa
-	0.4	-	-	1.2	0.1	^a{ka
0.1	0.5	0.0	0.4	-	-	^egrane
0.1	0.3	-	-	0.3	-	^e{inovo
0.2	0.9	-	3.3	0.0	-	^u-er - Sandevo
0.3	0.3	-	0.7	-	0.1	D`ep-i{te
0.0	1.1	0.1	0.6	-	-	[ipkovi ca
0.7	0.2	0.0	0.0	0.9	0.0	[tip

по општини  
 by municipalities



Однос на населението на возраст од 60 и повеќе години и населението до 19 години (индекс на стареење):  
 Rate of population aged 60 and over and population aged 0 - 19 (ageing index):



Вкупно население со 60 и повеќе години  
 Total population aged 60 and over



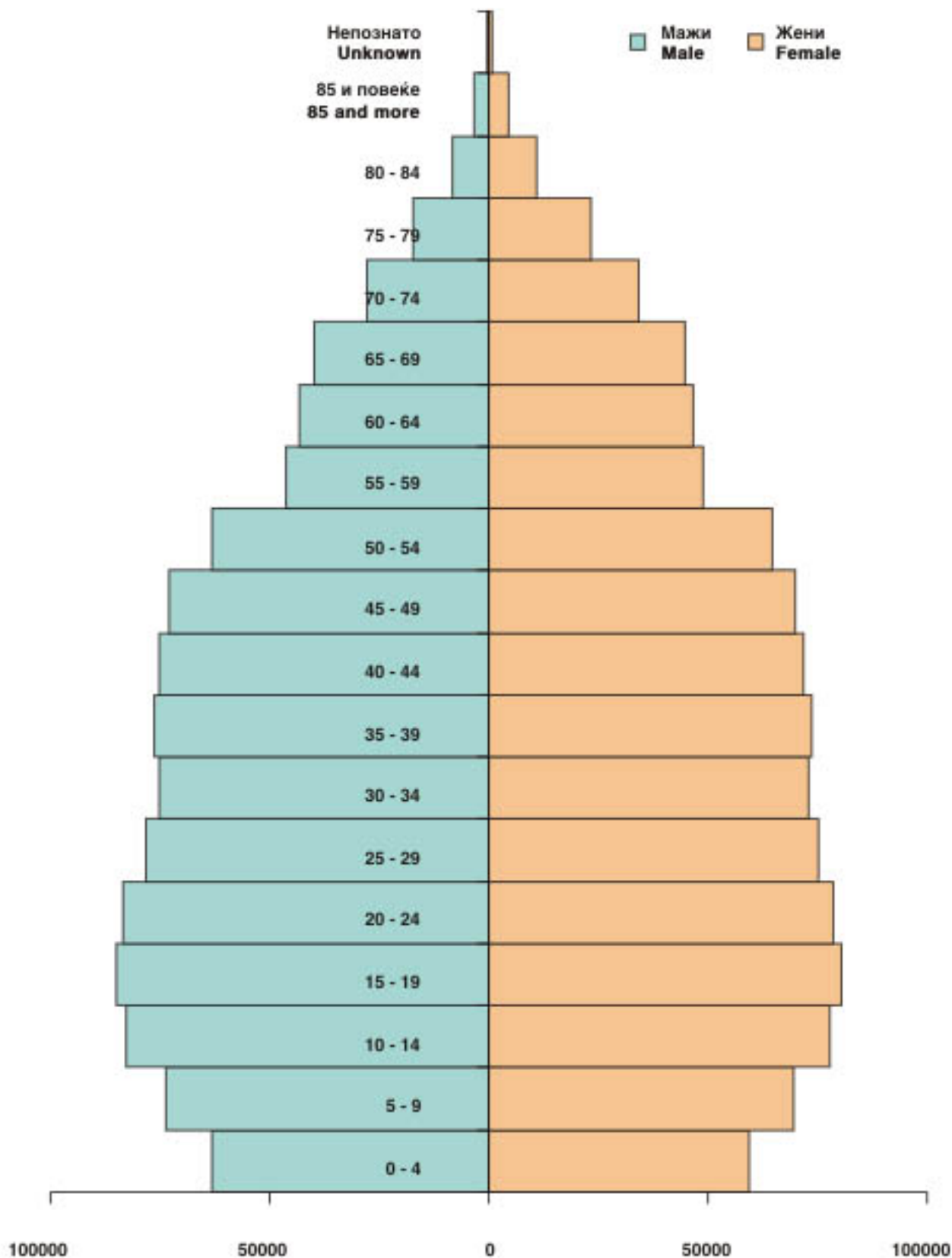
Вкупно население во РМ:  
 Total population in RM: 2022547

Вкупно население 0 - 19 години:  
 Total population aged 0 - 19: 591702

Вкупно население со 60 и повеќе години:  
 Total population aged 60 and more: 303534

Индекс на стареење:  
 Ageing index: 0.51

Старосна пирамида на вкупното население во Република Македонија  
The age pyramid of the total population of the Republic of Macedonia



Tabel a 3: Vkupno naseljeni e na Republika Makedonija spored petgodi {ni grupi na vozrast, po pol

Table 3: Total population of the Republic of Macedonia according to five-years age groups, by sex

Republika Makedonija				Republic of Macedonia					
Vozrast	Sé	Ma`i	@eni	Age	Vozrast	Sé	Ma`i	@eni	Age
	All	Male	Female			All	Male	Female	
Vkupno	2022547	1015377	1007170	Total	Vkupno	100.00	100.00	100.00	Total
0 - 4	122757	63279	59478	0 - 4	0 - 4	6.07	6.23	5.91	0 - 4
5 - 9	143184	73816	69368	5 - 9	5 - 9	7.08	7.27	6.89	5 - 9
10 - 14	160339	82533	77806	10 - 14	10 - 14	7.93	8.13	7.73	10 - 14
15 - 19	165422	84902	80520	15 - 19	15 - 19	8.18	8.36	7.99	15 - 19
20 - 24	161945	83546	78399	20 - 24	20 - 24	8.01	8.23	7.78	20 - 24
25 - 29	153461	78351	75110	25 - 29	25 - 29	7.59	7.72	7.46	25 - 29
30 - 34	148281	75193	73088	30 - 34	30 - 34	7.33	7.41	7.26	30 - 34
35 - 39	149837	76222	73615	35 - 39	35 - 39	7.41	7.51	7.31	35 - 39
40 - 44	146902	75027	71875	40 - 44	40 - 44	7.26	7.39	7.14	40 - 44
45 - 49	142688	72940	69748	45 - 49	45 - 49	7.05	7.18	6.93	45 - 49
50 - 54	127760	63202	64558	50 - 54	50 - 54	6.32	6.22	6.41	50 - 54
55 - 59	95234	46406	48828	55 - 59	55 - 59	4.71	4.57	4.85	55 - 59
60 - 64	89822	43208	46614	60 - 64	60 - 64	4.44	4.26	4.63	60 - 64
65 - 69	84443	39770	44673	65 - 69	65 - 69	4.18	3.92	4.44	65 - 69
70 - 74	61969	27928	34041	70 - 74	70 - 74	3.06	2.75	3.38	70 - 74
75 - 79	40384	17255	23129	75 - 79	75 - 79	2.00	1.70	2.30	75 - 79
80 - 84	18975	8095	10880	80 - 84	80 - 84	0.94	0.80	1.08	80 - 84
85 i pove}e	7941	3380	4561	85 and more	85 i pove}e	0.39	0.33	0.45	85 and more
Nepoznato	1203	324	879	Unknown	Nepoznato	0.06	0.03	0.09	Unknown

Skopje  
Skopje

Vozrast	Sé	Ma`i	@eni	Age	Vozrast	Sé	Ma`i	@eni	Age
	All	Male	Female			All	Male	Female	
Vkupno	467257	229485	237772	Total	Vkupno	100.00	100.00	100.00	Total
0 - 4	26521	13566	12955	0 - 4	0 - 4	5.68	5.91	5.45	0 - 4
5 - 9	29049	14925	14124	5 - 9	5 - 9	6.22	6.50	5.94	5 - 9
10 - 14	31857	16381	15476	10 - 14	10 - 14	6.82	7.14	6.51	10 - 14
15 - 19	34511	17566	16945	15 - 19	15 - 19	7.39	7.65	7.13	15 - 19
20 - 24	36489	18340	18149	20 - 24	20 - 24	7.81	7.99	7.63	20 - 24
25 - 29	36425	17981	18444	25 - 29	25 - 29	7.80	7.84	7.76	25 - 29
30 - 34	35316	17512	17804	30 - 34	30 - 34	7.56	7.63	7.49	30 - 34
35 - 39	33812	16658	17154	35 - 39	35 - 39	7.24	7.26	7.21	35 - 39
40 - 44	32789	16146	16643	40 - 44	40 - 44	7.02	7.04	7.00	40 - 44
45 - 49	35056	17051	18005	45 - 49	45 - 49	7.50	7.43	7.57	45 - 49
50 - 54	35401	16901	18500	50 - 54	50 - 54	7.58	7.36	7.78	50 - 54
55 - 59	26244	12562	13682	55 - 59	55 - 59	5.62	5.47	5.75	55 - 59
60 - 64	23132	11282	11850	60 - 64	60 - 64	4.95	4.92	4.98	60 - 64
65 - 69	20555	9763	10792	65 - 69	65 - 69	4.40	4.25	4.54	65 - 69
70 - 74	14241	6197	8044	70 - 74	70 - 74	3.05	2.70	3.38	70 - 74
75 - 79	9565	4055	5510	75 - 79	75 - 79	2.05	1.77	2.32	75 - 79
80 - 84	4295	1790	2505	80 - 84	80 - 84	0.92	0.78	1.05	80 - 84
85 i pove}e	1772	735	1037	85 and more	85 i pove}e	0.38	0.32	0.44	85 and more
Nepoznato	227	74	153	Unknown	Nepoznato	0.05	0.03	0.06	Unknown

Tabel a 3:

Vkupno naseljeni na Republika Makedonija spored petgodični grupi na voзраст, po pol  
Table 3: Total population of the Republic of Macedonia according to five-years age groups, by sex

				Gazi Baba							
				Gazi Baba							
Vozrast	Sé	Ma`i	@eni	Age	Vozrast	Sé	Ma`i	@eni	Age		
	All	Male	Female			All	Male	Female			
Vkupno	72222	36177	36045	Total	Vkupno	100.00	100.00	100.00	Total		
0 - 4	4553	2340	2213	0 - 4	0 - 4	6.30	6.47	6.14	0 - 4		
5 - 9	4901	2491	2410	5 - 9	5 - 9	6.79	6.89	6.69	5 - 9		
10 - 14	5110	2605	2505	10 - 14	10 - 14	7.08	7.20	6.95	10 - 14		
15 - 19	5248	2652	2596	15 - 19	15 - 19	7.27	7.33	7.20	15 - 19		
20 - 24	5710	2888	2822	20 - 24	20 - 24	7.91	7.98	7.83	20 - 24		
25 - 29	6054	3064	2990	25 - 29	25 - 29	8.38	8.47	8.30	25 - 29		
30 - 34	5540	2820	2720	30 - 34	30 - 34	7.67	7.80	7.55	30 - 34		
35 - 39	5225	2628	2597	35 - 39	35 - 39	7.23	7.26	7.20	35 - 39		
40 - 44	4960	2511	2449	40 - 44	40 - 44	6.87	6.94	6.79	40 - 44		
45 - 49	5191	2575	2616	45 - 49	45 - 49	7.19	7.12	7.26	45 - 49		
50 - 54	5262	2556	2706	50 - 54	50 - 54	7.29	7.07	7.51	50 - 54		
55 - 59	4062	2032	2030	55 - 59	55 - 59	5.62	5.62	5.63	55 - 59		
60 - 64	3684	1865	1819	60 - 64	60 - 64	5.10	5.16	5.05	60 - 64		
65 - 69	3170	1605	1565	65 - 69	65 - 69	4.39	4.44	4.34	65 - 69		
70 - 74	1775	791	984	70 - 74	70 - 74	2.46	2.19	2.73	70 - 74		
75 - 79	1064	465	599	75 - 79	75 - 79	1.47	1.29	1.66	75 - 79		
80 - 84	436	174	262	80 - 84	80 - 84	0.60	0.48	0.73	80 - 84		
85 i pove}e	238	106	132	85 and more	85 i pove}e	0.33	0.29	0.37	85 and more		
Nepoznato	39	9	30	Unknown	Nepoznato	0.05	0.02	0.08	Unknown		

				\or-e Petrov							
				\or-e Petrov							
Vozrast	Sé	Ma`i	@eni	Age	Vozrast	Sé	Ma`i	@eni	Age		
	All	Male	Female			All	Male	Female			
Vkupno	41490	20605	20885	Total	Vkupno	100.00	100.00	100.00	Total		
0 - 4	2238	1131	1107	0 - 4	0 - 4	5.39	5.49	5.30	0 - 4		
5 - 9	2472	1256	1216	5 - 9	5 - 9	5.96	6.10	5.82	5 - 9		
10 - 14	2863	1430	1433	10 - 14	10 - 14	6.90	6.94	6.86	10 - 14		
15 - 19	3185	1685	1500	15 - 19	15 - 19	7.68	8.18	7.18	15 - 19		
20 - 24	3100	1554	1546	20 - 24	20 - 24	7.47	7.54	7.40	20 - 24		
25 - 29	3200	1562	1638	25 - 29	25 - 29	7.71	7.58	7.84	25 - 29		
30 - 34	3057	1563	1494	30 - 34	30 - 34	7.37	7.59	7.15	30 - 34		
35 - 39	2948	1423	1525	35 - 39	35 - 39	7.11	6.91	7.30	35 - 39		
40 - 44	3182	1571	1611	40 - 44	40 - 44	7.67	7.62	7.71	40 - 44		
45 - 49	3401	1754	1647	45 - 49	45 - 49	8.20	8.51	7.89	45 - 49		
50 - 54	3194	1571	1623	50 - 54	50 - 54	7.70	7.62	7.77	50 - 54		
55 - 59	2378	1196	1182	55 - 59	55 - 59	5.73	5.80	5.66	55 - 59		
60 - 64	2086	1042	1044	60 - 64	60 - 64	5.03	5.06	5.00	60 - 64		
65 - 69	1721	811	910	65 - 69	65 - 69	4.15	3.94	4.36	65 - 69		
70 - 74	1188	525	663	70 - 74	70 - 74	2.86	2.55	3.17	70 - 74		
75 - 79	738	320	418	75 - 79	75 - 79	1.78	1.55	2.00	75 - 79		
80 - 84	356	140	216	80 - 84	80 - 84	0.86	0.68	1.03	80 - 84		
85 i pove}e	164	62	102	85 and more	85 i pove}e	0.40	0.30	0.49	85 and more		
Nepoznato	19	9	10	Unknown	Nepoznato	0.05	0.04	0.05	Unknown		

Tabela 3:

Vkupno naseljeni na Republika Makedonija spored petgodišni grupi na voзраст, po pol  
Table 3: Total population of the Republic of Macedonia according to five-years age groups, by sex

Karpoč  
Karpoč

Voзраст	Sé Ma`i @eni			Age	Voзраст	Sé Ma`i @eni			Age
	All	Male	Female			All	Male	Female	
Vkupno	59810	28532	31278	Total	Vkupno	100.00	100.00	100.00	Total
0 - 4	2847	1463	1384	0 - 4	0 - 4	4.76	5.13	4.42	0 - 4
5 - 9	3154	1606	1548	5 - 9	5 - 9	5.27	5.63	4.95	5 - 9
10 - 14	3556	1835	1721	10 - 14	10 - 14	5.95	6.43	5.50	10 - 14
15 - 19	3764	1884	1880	15 - 19	15 - 19	6.29	6.60	6.01	15 - 19
20 - 24	3666	1847	1819	20 - 24	20 - 24	6.13	6.47	5.82	20 - 24
25 - 29	4043	1907	2136	25 - 29	25 - 29	6.76	6.68	6.83	25 - 29
30 - 34	4759	2232	2527	30 - 34	30 - 34	7.96	7.82	8.08	30 - 34
35 - 39	4679	2280	2399	35 - 39	35 - 39	7.82	7.99	7.67	35 - 39
40 - 44	4238	2097	2141	40 - 44	40 - 44	7.09	7.35	6.85	40 - 44
45 - 49	4415	2150	2265	45 - 49	45 - 49	7.38	7.54	7.24	45 - 49
50 - 54	4341	1958	2383	50 - 54	50 - 54	7.26	6.86	7.62	50 - 54
55 - 59	3606	1527	2079	55 - 59	55 - 59	6.03	5.35	6.65	55 - 59
60 - 64	3684	1648	2036	60 - 64	60 - 64	6.16	5.78	6.51	60 - 64
65 - 69	3635	1740	1895	65 - 69	65 - 69	6.08	6.10	6.06	65 - 69
70 - 74	2678	1239	1439	70 - 74	70 - 74	4.48	4.34	4.60	70 - 74
75 - 79	1713	717	996	75 - 79	75 - 79	2.86	2.51	3.18	75 - 79
80 - 84	742	293	449	80 - 84	80 - 84	1.24	1.03	1.44	80 - 84
85 i pove}e	270	102	168	85 and more	85 i pove}e	0.45	0.36	0.54	85 and more
Nepoznato	20	7	13	Unknown	Nepoznato	0.03	0.02	0.04	Unknown

Kisel a Voda  
Kisela Voda

Voзраст	Sé Ma`i @eni			Age	Voзраст	Sé Ma`i @eni			Age
	All	Male	Female			All	Male	Female	
Vkupno	125379	61355	64024	Total	Vkupno	100.00	100.00	100.00	Total
0 - 4	6006	3064	2942	0 - 4	0 - 4	4.79	4.99	4.60	0 - 4
5 - 9	6572	3363	3209	5 - 9	5 - 9	5.24	5.48	5.01	5 - 9
10 - 14	7675	4068	3607	10 - 14	10 - 14	6.12	6.63	5.63	10 - 14
15 - 19	9271	4659	4612	15 - 19	15 - 19	7.39	7.59	7.20	15 - 19
20 - 24	10391	5173	5218	20 - 24	20 - 24	8.29	8.43	8.15	20 - 24
25 - 29	9753	4760	4993	25 - 29	25 - 29	7.78	7.76	7.80	25 - 29
30 - 34	9084	4459	4625	30 - 34	30 - 34	7.25	7.27	7.22	30 - 34
35 - 39	8801	4306	4495	35 - 39	35 - 39	7.02	7.02	7.02	35 - 39
40 - 44	8954	4269	4685	40 - 44	40 - 44	7.14	6.96	7.32	40 - 44
45 - 49	10493	4963	5530	45 - 49	45 - 49	8.37	8.09	8.64	45 - 49
50 - 54	11326	5511	5815	50 - 54	50 - 54	9.03	8.98	9.08	50 - 54
55 - 59	7681	3814	3867	55 - 59	55 - 59	6.13	6.22	6.04	55 - 59
60 - 64	6392	3183	3209	60 - 64	60 - 64	5.10	5.19	5.01	60 - 64
65 - 69	5382	2553	2829	65 - 69	65 - 69	4.29	4.16	4.42	65 - 69
70 - 74	3561	1537	2024	70 - 74	70 - 74	2.84	2.51	3.16	70 - 74
75 - 79	2456	1042	1414	75 - 79	75 - 79	1.96	1.70	2.21	75 - 79
80 - 84	1102	437	665	80 - 84	80 - 84	0.88	0.71	1.04	80 - 84
85 i pove}e	433	178	255	85 and more	85 i pove}e	0.35	0.29	0.40	85 and more
Nepoznato	46	16	30	Unknown	Nepoznato	0.04	0.03	0.05	Unknown

Tabel a 3:

Vkupno naseljeni na Republika Makedonija spored petgodični grupi na voзраст, po pol  
Table 3: Total population of the Republic of Macedonia according to five-years age groups, by sex

				Centar				Centar			
Voзраст	Sé	Ma`i	@eni	Age	Voзраст	Sé	Ma`i	@eni	Age		
	All	Male	Female			All	Male	Female			
Vkupno	82604	40056	42548	Total	Vkupno	100.00	100.00	100.00	Total		
0 - 4	4600	2376	2224	0 - 4	0 - 4	5.57	5.93	5.23	0 - 4		
5 - 9	5163	2699	2464	5 - 9	5 - 9	6.25	6.74	5.79	5 - 9		
10 - 14	5768	2961	2807	10 - 14	10 - 14	6.98	7.39	6.60	10 - 14		
15 - 19	6244	3174	3070	15 - 19	15 - 19	7.56	7.92	7.22	15 - 19		
20 - 24	6539	3271	3268	20 - 24	20 - 24	7.92	8.17	7.68	20 - 24		
25 - 29	6223	3157	3066	25 - 29	25 - 29	7.53	7.88	7.21	25 - 29		
30 - 34	6066	3002	3064	30 - 34	30 - 34	7.34	7.49	7.20	30 - 34		
35 - 39	5674	2761	2913	35 - 39	35 - 39	6.87	6.89	6.85	35 - 39		
40 - 44	5530	2702	2828	40 - 44	40 - 44	6.69	6.75	6.65	40 - 44		
45 - 49	5954	2830	3124	45 - 49	45 - 49	7.21	7.07	7.34	45 - 49		
50 - 54	6151	2894	3257	50 - 54	50 - 54	7.45	7.22	7.65	50 - 54		
55 - 59	4374	2023	2351	55 - 59	55 - 59	5.30	5.05	5.53	55 - 59		
60 - 64	3559	1689	1870	60 - 64	60 - 64	4.31	4.22	4.40	60 - 64		
65 - 69	3509	1503	2006	65 - 69	65 - 69	4.25	3.75	4.71	65 - 69		
70 - 74	3038	1230	1808	70 - 74	70 - 74	3.68	3.07	4.25	70 - 74		
75 - 79	2500	1026	1474	75 - 79	75 - 79	3.03	2.56	3.46	75 - 79		
80 - 84	1195	529	666	80 - 84	80 - 84	1.45	1.32	1.57	80 - 84		
85 i pove}e	459	207	252	85 and more	85 i pove}e	0.56	0.52	0.59	85 and more		
Nepoznato	58	22	36	Unknown	Nepoznato	0.07	0.05	0.08	Unknown		

				^air				^air			
Voзраст	Sé	Ma`i	@eni	Age	Voзраст	Sé	Ma`i	@eni	Age		
	All	Male	Female			All	Male	Female			
Vkupno	68395	34104	34291	Total	Vkupno	100.00	100.00	100.00	Total		
0 - 4	4615	2367	2248	0 - 4	0 - 4	6.75	6.94	6.56	0 - 4		
5 - 9	5094	2638	2456	5 - 9	5 - 9	7.45	7.74	7.16	5 - 9		
10 - 14	5133	2627	2506	10 - 14	10 - 14	7.50	7.70	7.31	10 - 14		
15 - 19	5168	2680	2488	15 - 19	15 - 19	7.56	7.86	7.26	15 - 19		
20 - 24	5483	2779	2704	20 - 24	20 - 24	8.02	8.15	7.89	20 - 24		
25 - 29	5729	2809	2920	25 - 29	25 - 29	8.38	8.24	8.52	25 - 29		
30 - 34	5530	2802	2728	30 - 34	30 - 34	8.09	8.22	7.96	30 - 34		
35 - 39	5233	2633	2600	35 - 39	35 - 39	7.65	7.72	7.58	35 - 39		
40 - 44	4654	2367	2287	40 - 44	40 - 44	6.80	6.94	6.67	40 - 44		
45 - 49	4468	2220	2248	45 - 49	45 - 49	6.53	6.51	6.56	45 - 49		
50 - 54	4304	1995	2309	50 - 54	50 - 54	6.29	5.85	6.73	50 - 54		
55 - 59	3568	1706	1862	55 - 59	55 - 59	5.22	5.00	5.43	55 - 59		
60 - 64	3251	1634	1617	60 - 64	60 - 64	4.75	4.79	4.72	60 - 64		
65 - 69	2770	1362	1408	65 - 69	65 - 69	4.05	3.99	4.11	65 - 69		
70 - 74	1763	768	995	70 - 74	70 - 74	2.58	2.25	2.90	70 - 74		
75 - 79	1002	438	564	75 - 79	75 - 79	1.47	1.28	1.64	75 - 79		
80 - 84	415	199	216	80 - 84	80 - 84	0.61	0.58	0.63	80 - 84		
85 i pove}e	186	74	112	85 and more	85 i pove}e	0.27	0.22	0.33	85 and more		
Nepoznato	29	6	23	Unknown	Nepoznato	0.04	0.02	0.07	Unknown		

Tabela 3:

Vkupno naseljeni na Republika Makedonija spored petgodični grupi na voзраст, po pol  
Table 3: Total population of the Republic of Macedonia according to five-years age groups, by sex

[ uto Ori zari  
[ uto Orizari

Voзраст	Sé	Ma` i	@eni	Age	Voзраст	Sé	Ma` i	@eni	Age
	All	Male	Female			All	Male	Female	
Vkupno	17357	8656	8701	Total	Vkupno	100.00	100.00	100.00	Total
0 - 4	1662	825	837	0 - 4	0 - 4	9.58	9.53	9.62	0 - 4
5 - 9	1693	872	821	5 - 9	5 - 9	9.75	10.07	9.44	5 - 9
10 - 14	1752	855	897	10 - 14	10 - 14	10.09	9.88	10.31	10 - 14
15 - 19	1631	832	799	15 - 19	15 - 19	9.40	9.61	9.18	15 - 19
20 - 24	1600	828	772	20 - 24	20 - 24	9.22	9.57	8.87	20 - 24
25 - 29	1423	722	701	25 - 29	25 - 29	8.20	8.34	8.06	25 - 29
30 - 34	1280	634	646	30 - 34	30 - 34	7.37	7.32	7.42	30 - 34
35 - 39	1252	627	625	35 - 39	35 - 39	7.21	7.24	7.18	35 - 39
40 - 44	1271	629	642	40 - 44	40 - 44	7.32	7.27	7.38	40 - 44
45 - 49	1134	559	575	45 - 49	45 - 49	6.53	6.46	6.61	45 - 49
50 - 54	823	416	407	50 - 54	50 - 54	4.74	4.81	4.68	50 - 54
55 - 59	575	264	311	55 - 59	55 - 59	3.31	3.05	3.57	55 - 59
60 - 64	476	221	255	60 - 64	60 - 64	2.74	2.55	2.93	60 - 64
65 - 69	368	189	179	65 - 69	65 - 69	2.12	2.18	2.06	65 - 69
70 - 74	238	107	131	70 - 74	70 - 74	1.37	1.24	1.51	70 - 74
75 - 79	92	47	45	75 - 79	75 - 79	0.53	0.54	0.52	75 - 79
80 - 84	49	18	31	80 - 84	80 - 84	0.28	0.21	0.36	80 - 84
85 i pove}e	22	6	16	85 and more	85 i pove}e	0.13	0.07	0.18	85 and more
Nepoznato	16	5	11	Unknown	Nepoznato	0.09	0.06	0.13	Unknown

Ara-i novo  
Ara-inovo

Voзраст	Sé	Ma` i	@eni	Age	Voзраст	Sé	Ma` i	@eni	Age
	All	Male	Female			All	Male	Female	
Vkupno	11992	6242	5750	Total	Vkupno	100.00	100.00	100.00	Total
0 - 4	1275	642	633	0 - 4	0 - 4	10.63	10.29	11.01	0 - 4
5 - 9	1402	740	662	5 - 9	5 - 9	11.69	11.86	11.51	5 - 9
10 - 14	1261	685	576	10 - 14	10 - 14	10.52	10.97	10.02	10 - 14
15 - 19	1135	599	536	15 - 19	15 - 19	9.46	9.60	9.32	15 - 19
20 - 24	1121	605	516	20 - 24	20 - 24	9.35	9.69	8.97	20 - 24
25 - 29	1115	579	536	25 - 29	25 - 29	9.30	9.28	9.32	25 - 29
30 - 34	1013	515	498	30 - 34	30 - 34	8.45	8.25	8.66	30 - 34
35 - 39	824	422	402	35 - 39	35 - 39	6.87	6.76	6.99	35 - 39
40 - 44	602	319	283	40 - 44	40 - 44	5.02	5.11	4.92	40 - 44
45 - 49	555	266	289	45 - 49	45 - 49	4.63	4.26	5.03	45 - 49
50 - 54	442	222	220	50 - 54	50 - 54	3.69	3.56	3.83	50 - 54
55 - 59	409	214	195	55 - 59	55 - 59	3.41	3.43	3.39	55 - 59
60 - 64	306	169	137	60 - 64	60 - 64	2.55	2.71	2.38	60 - 64
65 - 69	207	115	92	65 - 69	65 - 69	1.73	1.84	1.60	65 - 69
70 - 74	158	80	78	70 - 74	70 - 74	1.32	1.28	1.36	70 - 74
75 - 79	72	32	40	75 - 79	75 - 79	0.60	0.51	0.70	75 - 79
80 - 84	40	22	18	80 - 84	80 - 84	0.33	0.35	0.31	80 - 84
85 i pove}e	36	13	23	85 and more	85 i pove}e	0.30	0.21	0.40	85 and more
Nepoznato	19	3	16	Unknown	Nepoznato	0.16	0.05	0.28	Unknown



Tabel a 3:

Vkupno naseljeni na Republika Makedonija spored petgodišni grupi na voзраст, po pol  
Table 3: Total population of the Republic of Macedonia according to five-years age groups, by sex

Ba-  
Ba-

Voзраст	Sé Ma`i @eni			Age	Voзраст	Sé Ma`i @eni			Age
	All	Male	Female			All	Male	Female	
Vkupno	755	396	359	Total	Vkupno	100.00	100.00	100.00	Total
0 - 4	27	13	14	0 - 4	0 - 4	3.58	3.28	3.90	0 - 4
5 - 9	25	13	12	5 - 9	5 - 9	3.31	3.28	3.34	5 - 9
10 - 14	30	17	13	10 - 14	10 - 14	3.97	4.29	3.62	10 - 14
15 - 19	36	12	24	15 - 19	15 - 19	4.77	3.03	6.69	15 - 19
20 - 24	42	28	14	20 - 24	20 - 24	5.56	7.07	3.90	20 - 24
25 - 29	36	23	13	25 - 29	25 - 29	4.77	5.81	3.62	25 - 29
30 - 34	34	23	11	30 - 34	30 - 34	4.50	5.81	3.06	30 - 34
35 - 39	36	23	13	35 - 39	35 - 39	4.77	5.81	3.62	35 - 39
40 - 44	49	34	15	40 - 44	40 - 44	6.49	8.59	4.18	40 - 44
45 - 49	64	36	28	45 - 49	45 - 49	8.48	9.09	7.80	45 - 49
50 - 54	44	23	21	50 - 54	50 - 54	5.83	5.81	5.85	50 - 54
55 - 59	38	19	19	55 - 59	55 - 59	5.03	4.80	5.29	55 - 59
60 - 64	44	17	27	60 - 64	60 - 64	5.83	4.29	7.52	60 - 64
65 - 69	74	35	39	65 - 69	65 - 69	9.80	8.84	10.86	65 - 69
70 - 74	67	34	33	70 - 74	70 - 74	8.87	8.59	9.19	70 - 74
75 - 79	60	24	36	75 - 79	75 - 79	7.95	6.06	10.03	75 - 79
80 - 84	43	20	23	80 - 84	80 - 84	5.70	5.05	6.41	80 - 84
85 i pove}e	6	2	4	85 and more	85 i pove}e	0.79	0.51	1.11	85 and more
Nepoznato	-	-	-	Unknown	Nepoznato	-	-	-	Unknown

Bel -i { ta  
Bel-i{ta

Voзраст	Sé Ma`i @eni			Age	Voзраст	Sé Ma`i @eni			Age
	All	Male	Female			All	Male	Female	
Vkupno	2940	1462	1478	Total	Vkupno	100.00	100.00	100.00	Total
0 - 4	77	38	39	0 - 4	0 - 4	2.62	2.60	2.64	0 - 4
5 - 9	99	44	55	5 - 9	5 - 9	3.37	3.01	3.72	5 - 9
10 - 14	157	70	87	10 - 14	10 - 14	5.34	4.79	5.89	10 - 14
15 - 19	146	73	73	15 - 19	15 - 19	4.97	4.99	4.94	15 - 19
20 - 24	140	88	52	20 - 24	20 - 24	4.76	6.02	3.52	20 - 24
25 - 29	126	67	59	25 - 29	25 - 29	4.29	4.58	3.99	25 - 29
30 - 34	118	58	60	30 - 34	30 - 34	4.01	3.97	4.06	30 - 34
35 - 39	191	99	92	35 - 39	35 - 39	6.50	6.77	6.22	35 - 39
40 - 44	178	110	68	40 - 44	40 - 44	6.05	7.52	4.60	40 - 44
45 - 49	172	96	76	45 - 49	45 - 49	5.85	6.57	5.14	45 - 49
50 - 54	171	91	80	50 - 54	50 - 54	5.82	6.22	5.41	50 - 54
55 - 59	132	63	69	55 - 59	55 - 59	4.49	4.31	4.67	55 - 59
60 - 64	241	106	135	60 - 64	60 - 64	8.20	7.25	9.13	60 - 64
65 - 69	297	134	163	65 - 69	65 - 69	10.10	9.17	11.03	65 - 69
70 - 74	288	129	159	70 - 74	70 - 74	9.80	8.82	10.76	70 - 74
75 - 79	226	108	118	75 - 79	75 - 79	7.69	7.39	7.98	75 - 79
80 - 84	136	67	69	80 - 84	80 - 84	4.63	4.58	4.67	80 - 84
85 i pove}e	40	18	22	85 and more	85 i pove}e	1.36	1.23	1.49	85 and more
Nepoznato	5	3	2	Unknown	Nepoznato	0.17	0.21	0.14	Unknown

Tabela 3:

Vkupno naseljeni na Republika Makedonija spored petgodišni grupi na voзраст, po pol  
Table 3: Total population of the Republic of Macedonia according to five-years age groups, by sex

Berovo  
Berovo

Voзраст	Sé	Ma`i	@eni	Age	Voзраст	Sé	Ma`i	@eni	Age
	All	Male	Female			All	Male	Female	
Vkupno	13941	7006	6935	Total	Vkupno	100.00	100.00	100.00	Total
0 - 4	676	351	325	0 - 4	0 - 4	4.85	5.01	4.69	0 - 4
5 - 9	812	402	410	5 - 9	5 - 9	5.82	5.74	5.91	5 - 9
10 - 14	1008	529	479	10 - 14	10 - 14	7.23	7.55	6.91	10 - 14
15 - 19	1057	537	520	15 - 19	15 - 19	7.58	7.66	7.50	15 - 19
20 - 24	1046	539	507	20 - 24	20 - 24	7.50	7.69	7.31	20 - 24
25 - 29	910	477	433	25 - 29	25 - 29	6.53	6.81	6.24	25 - 29
30 - 34	930	497	433	30 - 34	30 - 34	6.67	7.09	6.24	30 - 34
35 - 39	982	515	467	35 - 39	35 - 39	7.04	7.35	6.73	35 - 39
40 - 44	1051	546	505	40 - 44	40 - 44	7.54	7.79	7.28	40 - 44
45 - 49	1082	541	541	45 - 49	45 - 49	7.76	7.72	7.80	45 - 49
50 - 54	949	478	471	50 - 54	50 - 54	6.81	6.82	6.79	50 - 54
55 - 59	756	370	386	55 - 59	55 - 59	5.42	5.28	5.57	55 - 59
60 - 64	699	331	368	60 - 64	60 - 64	5.01	4.72	5.31	60 - 64
65 - 69	668	319	349	65 - 69	65 - 69	4.79	4.55	5.03	65 - 69
70 - 74	536	235	301	70 - 74	70 - 74	3.84	3.35	4.34	70 - 74
75 - 79	422	178	244	75 - 79	75 - 79	3.03	2.54	3.52	75 - 79
80 - 84	230	101	129	80 - 84	80 - 84	1.65	1.44	1.86	80 - 84
85 i pove}e	122	58	64	85 and more	85 i pove}e	0.88	0.83	0.92	85 and more
Nepoznato	5	2	3	Unknown	Nepoznato	0.04	0.03	0.04	Unknown

Bi stri ca  
Bistrica

Voзраст	Sé	Ma`i	@eni	Age	Voзраст	Sé	Ma`i	@eni	Age
	All	Male	Female			All	Male	Female	
Vkupno	5042	2565	2477	Total	Vkupno	100.00	100.00	100.00	Total
0 - 4	266	139	127	0 - 4	0 - 4	5.28	5.42	5.13	0 - 4
5 - 9	305	145	160	5 - 9	5 - 9	6.05	5.65	6.46	5 - 9
10 - 14	360	171	189	10 - 14	10 - 14	7.14	6.67	7.63	10 - 14
15 - 19	410	208	202	15 - 19	15 - 19	8.13	8.11	8.16	15 - 19
20 - 24	389	221	168	20 - 24	20 - 24	7.72	8.62	6.78	20 - 24
25 - 29	287	147	140	25 - 29	25 - 29	5.69	5.73	5.65	25 - 29
30 - 34	282	138	144	30 - 34	30 - 34	5.59	5.38	5.81	30 - 34
35 - 39	377	204	173	35 - 39	35 - 39	7.48	7.95	6.98	35 - 39
40 - 44	402	227	175	40 - 44	40 - 44	7.97	8.85	7.06	40 - 44
45 - 49	393	226	167	45 - 49	45 - 49	7.79	8.81	6.74	45 - 49
50 - 54	248	113	135	50 - 54	50 - 54	4.92	4.41	5.45	50 - 54
55 - 59	204	99	105	55 - 59	55 - 59	4.05	3.86	4.24	55 - 59
60 - 64	283	130	153	60 - 64	60 - 64	5.61	5.07	6.18	60 - 64
65 - 69	277	118	159	65 - 69	65 - 69	5.49	4.60	6.42	65 - 69
70 - 74	234	110	124	70 - 74	70 - 74	4.64	4.29	5.01	70 - 74
75 - 79	215	111	104	75 - 79	75 - 79	4.26	4.33	4.20	75 - 79
80 - 84	80	41	39	80 - 84	80 - 84	1.59	1.60	1.57	80 - 84
85 i pove}e	25	15	10	85 and more	85 i pove}e	0.50	0.58	0.40	85 and more
Nepoznato	5	2	3	Unknown	Nepoznato	0.10	0.08	0.12	Unknown

Tabel a 3:

Vkupno naseljeni na Republika Makedonija spored petgodišni grupi na voзраст, po pol  
Table 3: Total population of the Republic of Macedonia according to five-years age groups, by sex

Bitola  
Bitola

Voзраст	Sé	Ma`i	@eni	Age	Voзраст	Sé	Ma`i	@eni	Age
	All	Male	Female			All	Male	Female	
Vkupno	86408	42373	44035	Total	Vkupno	100.00	100.00	100.00	Total
0 - 4	4117	2044	2073	0 - 4	0 - 4	4.76	4.82	4.71	0 - 4
5 - 9	4832	2463	2369	5 - 9	5 - 9	5.59	5.81	5.38	5 - 9
10 - 14	5743	2989	2754	10 - 14	10 - 14	6.65	7.05	6.25	10 - 14
15 - 19	6759	3469	3290	15 - 19	15 - 19	7.82	8.19	7.47	15 - 19
20 - 24	6487	3253	3234	20 - 24	20 - 24	7.51	7.68	7.34	20 - 24
25 - 29	5644	2725	2919	25 - 29	25 - 29	6.53	6.43	6.63	25 - 29
30 - 34	5535	2710	2825	30 - 34	30 - 34	6.41	6.40	6.42	30 - 34
35 - 39	5992	2932	3060	35 - 39	35 - 39	6.93	6.92	6.95	35 - 39
40 - 44	6883	3398	3485	40 - 44	40 - 44	7.97	8.02	7.91	40 - 44
45 - 49	7486	3973	3513	45 - 49	45 - 49	8.66	9.38	7.98	45 - 49
50 - 54	6301	3143	3158	50 - 54	50 - 54	7.29	7.42	7.17	50 - 54
55 - 59	4293	2075	2218	55 - 59	55 - 59	4.97	4.90	5.04	55 - 59
60 - 64	4169	1980	2189	60 - 64	60 - 64	4.82	4.67	4.97	60 - 64
65 - 69	4489	2004	2485	65 - 69	65 - 69	5.20	4.73	5.64	65 - 69
70 - 74	3469	1540	1929	70 - 74	70 - 74	4.01	3.63	4.38	70 - 74
75 - 79	2624	1057	1567	75 - 79	75 - 79	3.04	2.49	3.56	75 - 79
80 - 84	1183	466	717	80 - 84	80 - 84	1.37	1.10	1.63	80 - 84
85 i pove}e	379	148	231	85 and more	85 i pove}e	0.44	0.35	0.52	85 and more
Nepoznato	23	4	19	Unknown	Nepoznato	0.03	0.01	0.04	Unknown

Blatec  
Blatec

Voзраст	Sé	Ma`i	@eni	Age	Voзраст	Sé	Ma`i	@eni	Age
	All	Male	Female			All	Male	Female	
Vkupno	2024	1026	998	Total	Vkupno	100.00	100.00	100.00	Total
0 - 4	99	45	54	0 - 4	0 - 4	4.89	4.39	5.41	0 - 4
5 - 9	125	65	60	5 - 9	5 - 9	6.18	6.34	6.01	5 - 9
10 - 14	136	54	82	10 - 14	10 - 14	6.72	5.26	8.22	10 - 14
15 - 19	138	79	59	15 - 19	15 - 19	6.82	7.70	5.91	15 - 19
20 - 24	148	71	77	20 - 24	20 - 24	7.31	6.92	7.72	20 - 24
25 - 29	145	73	72	25 - 29	25 - 29	7.16	7.12	7.21	25 - 29
30 - 34	148	81	67	30 - 34	30 - 34	7.31	7.89	6.71	30 - 34
35 - 39	162	94	68	35 - 39	35 - 39	8.00	9.16	6.81	35 - 39
40 - 44	143	85	58	40 - 44	40 - 44	7.07	8.28	5.81	40 - 44
45 - 49	141	75	66	45 - 49	45 - 49	6.97	7.31	6.61	45 - 49
50 - 54	110	54	56	50 - 54	50 - 54	5.43	5.26	5.61	50 - 54
55 - 59	97	46	51	55 - 59	55 - 59	4.79	4.48	5.11	55 - 59
60 - 64	149	67	82	60 - 64	60 - 64	7.36	6.53	8.22	60 - 64
65 - 69	111	59	52	65 - 69	65 - 69	5.48	5.75	5.21	65 - 69
70 - 74	71	35	36	70 - 74	70 - 74	3.51	3.41	3.61	70 - 74
75 - 79	53	26	27	75 - 79	75 - 79	2.62	2.53	2.71	75 - 79
80 - 84	30	10	20	80 - 84	80 - 84	1.48	0.97	2.00	80 - 84
85 i pove}e	17	7	10	85 and more	85 i pove}e	0.84	0.68	1.00	85 and more
Nepoznato	1	-	1	Unknown	Nepoznato	0.05	-	0.10	Unknown

Tabela 3:

Vkupno naseljeni na Republika Makedonija spored petgodični grupi na voзраст, po pol  
Table 3: Total population of the Republic of Macedonia according to five-years age groups, by sex

				Bogdanci							
				Bogdanci							
Voзраст	Sé	Ma`i	@eni	Age	Voзраст	Sé	Ma`i	@eni	Age		
	All	Male	Female			All	Male	Female			
Vkupno	8707	4377	4330	Total	Vkupno	100.00	100.00	100.00	Total		
0 - 4	399	207	192	0 - 4	0 - 4	4.58	4.73	4.43	0 - 4		
5 - 9	494	245	249	5 - 9	5 - 9	5.67	5.60	5.75	5 - 9		
10 - 14	593	308	285	10 - 14	10 - 14	6.81	7.04	6.58	10 - 14		
15 - 19	728	380	348	15 - 19	15 - 19	8.36	8.68	8.04	15 - 19		
20 - 24	664	352	312	20 - 24	20 - 24	7.63	8.04	7.21	20 - 24		
25 - 29	602	307	295	25 - 29	25 - 29	6.91	7.01	6.81	25 - 29		
30 - 34	603	319	284	30 - 34	30 - 34	6.93	7.29	6.56	30 - 34		
35 - 39	708	369	339	35 - 39	35 - 39	8.13	8.43	7.83	35 - 39		
40 - 44	722	366	356	40 - 44	40 - 44	8.29	8.36	8.22	40 - 44		
45 - 49	693	363	330	45 - 49	45 - 49	7.96	8.29	7.62	45 - 49		
50 - 54	513	248	265	50 - 54	50 - 54	5.89	5.67	6.12	50 - 54		
55 - 59	443	223	220	55 - 59	55 - 59	5.09	5.09	5.08	55 - 59		
60 - 64	468	210	258	60 - 64	60 - 64	5.37	4.80	5.96	60 - 64		
65 - 69	394	174	220	65 - 69	65 - 69	4.53	3.98	5.08	65 - 69		
70 - 74	348	171	177	70 - 74	70 - 74	4.00	3.91	4.09	70 - 74		
75 - 79	206	87	119	75 - 79	75 - 79	2.37	1.99	2.75	75 - 79		
80 - 84	99	40	59	80 - 84	80 - 84	1.14	0.91	1.36	80 - 84		
85 i pove}e	22	7	15	85 and more	85 i pove}e	0.25	0.16	0.35	85 and more		
Nepoznato	8	1	7	Unknown	Nepoznato	0.09	0.02	0.16	Unknown		

				Bogovi we							
				Bogovinje							
Voзраст	Sé	Ma`i	@eni	Age	Voзраст	Sé	Ma`i	@eni	Age		
	All	Male	Female			All	Male	Female			
Vkupno	14555	7351	7204	Total	Vkupno	100.00	100.00	100.00	Total		
0 - 4	1172	621	551	0 - 4	0 - 4	8.05	8.45	7.65	0 - 4		
5 - 9	1389	701	688	5 - 9	5 - 9	9.54	9.54	9.55	5 - 9		
10 - 14	1460	741	719	10 - 14	10 - 14	10.03	10.08	9.98	10 - 14		
15 - 19	1347	736	611	15 - 19	15 - 19	9.25	10.01	8.48	15 - 19		
20 - 24	1219	644	575	20 - 24	20 - 24	8.38	8.76	7.98	20 - 24		
25 - 29	1247	623	624	25 - 29	25 - 29	8.57	8.48	8.66	25 - 29		
30 - 34	1260	630	630	30 - 34	30 - 34	8.66	8.57	8.75	30 - 34		
35 - 39	1137	559	578	35 - 39	35 - 39	7.81	7.60	8.02	35 - 39		
40 - 44	969	483	486	40 - 44	40 - 44	6.66	6.57	6.75	40 - 44		
45 - 49	727	365	362	45 - 49	45 - 49	4.99	4.97	5.02	45 - 49		
50 - 54	617	291	326	50 - 54	50 - 54	4.24	3.96	4.53	50 - 54		
55 - 59	499	227	272	55 - 59	55 - 59	3.43	3.09	3.78	55 - 59		
60 - 64	475	241	234	60 - 64	60 - 64	3.26	3.28	3.25	60 - 64		
65 - 69	395	195	200	65 - 69	65 - 69	2.71	2.65	2.78	65 - 69		
70 - 74	333	155	178	70 - 74	70 - 74	2.29	2.11	2.47	70 - 74		
75 - 79	177	88	89	75 - 79	75 - 79	1.22	1.20	1.24	75 - 79		
80 - 84	80	36	44	80 - 84	80 - 84	0.55	0.49	0.61	80 - 84		
85 i pove}e	36	11	25	85 and more	85 i pove}e	0.25	0.15	0.35	85 and more		
Nepoznato	16	4	12	Unknown	Nepoznato	0.11	0.05	0.17	Unknown		

Tabel a 3:

Vkupno naseljeni na Republika Makedonija spored petgodišni grupi na voзраст, po pol  
Table 3: Total population of the Republic of Macedonia according to five-years age groups, by sex

Bogomila  
Bogomila

Voзраст	Sé	Ma`i	@eni	Age	Voзраст	Sé	Ma`i	@eni	Age
	All	Male	Female			All	Male	Female	
Vkupno	1252	625	627	Total	Vkupno	100.00	100.00	100.00	Total
0 - 4	45	20	25	0 - 4	0 - 4	3.59	3.20	3.99	0 - 4
5 - 9	59	30	29	5 - 9	5 - 9	4.71	4.80	4.63	5 - 9
10 - 14	54	32	22	10 - 14	10 - 14	4.31	5.12	3.51	10 - 14
15 - 19	57	33	24	15 - 19	15 - 19	4.55	5.28	3.83	15 - 19
20 - 24	64	39	25	20 - 24	20 - 24	5.11	6.24	3.99	20 - 24
25 - 29	66	36	30	25 - 29	25 - 29	5.27	5.76	4.78	25 - 29
30 - 34	53	29	24	30 - 34	30 - 34	4.23	4.64	3.83	30 - 34
35 - 39	62	45	17	35 - 39	35 - 39	4.95	7.20	2.71	35 - 39
40 - 44	57	32	25	40 - 44	40 - 44	4.55	5.12	3.99	40 - 44
45 - 49	55	28	27	45 - 49	45 - 49	4.39	4.48	4.31	45 - 49
50 - 54	61	26	35	50 - 54	50 - 54	4.87	4.16	5.58	50 - 54
55 - 59	48	24	24	55 - 59	55 - 59	3.83	3.84	3.83	55 - 59
60 - 64	105	50	55	60 - 64	60 - 64	8.39	8.00	8.77	60 - 64
65 - 69	156	62	94	65 - 69	65 - 69	12.46	9.92	14.99	65 - 69
70 - 74	137	59	78	70 - 74	70 - 74	10.94	9.44	12.44	70 - 74
75 - 79	104	53	51	75 - 79	75 - 79	8.31	8.48	8.13	75 - 79
80 - 84	46	15	31	80 - 84	80 - 84	3.67	2.40	4.94	80 - 84
85 i pove}e	23	12	11	85 and more	85 i pove}e	1.84	1.92	1.75	85 and more
Nepoznato	-	-	-	Unknown	Nepoznato	-	-	-	Unknown

Bosilovo  
Bosilovo

Voзраст	Sé	Ma`i	@eni	Age	Voзраст	Sé	Ma`i	@eni	Age
	All	Male	Female			All	Male	Female	
Vkupno	12457	6429	6028	Total	Vkupno	100.00	100.00	100.00	Total
0 - 4	749	376	373	0 - 4	0 - 4	6.01	5.85	6.19	0 - 4
5 - 9	899	479	420	5 - 9	5 - 9	7.22	7.45	6.97	5 - 9
10 - 14	987	500	487	10 - 14	10 - 14	7.92	7.78	8.08	10 - 14
15 - 19	956	486	470	15 - 19	15 - 19	7.67	7.56	7.80	15 - 19
20 - 24	923	503	420	20 - 24	20 - 24	7.41	7.82	6.97	20 - 24
25 - 29	907	488	419	25 - 29	25 - 29	7.28	7.59	6.95	25 - 29
30 - 34	955	520	435	30 - 34	30 - 34	7.67	8.09	7.22	30 - 34
35 - 39	956	516	440	35 - 39	35 - 39	7.67	8.03	7.30	35 - 39
40 - 44	875	482	393	40 - 44	40 - 44	7.02	7.50	6.52	40 - 44
45 - 49	892	486	406	45 - 49	45 - 49	7.16	7.56	6.74	45 - 49
50 - 54	741	361	380	50 - 54	50 - 54	5.95	5.62	6.30	50 - 54
55 - 59	602	320	282	55 - 59	55 - 59	4.83	4.98	4.68	55 - 59
60 - 64	546	275	271	60 - 64	60 - 64	4.38	4.28	4.50	60 - 64
65 - 69	514	232	282	65 - 69	65 - 69	4.13	3.61	4.68	65 - 69
70 - 74	449	194	255	70 - 74	70 - 74	3.60	3.02	4.23	70 - 74
75 - 79	299	116	183	75 - 79	75 - 79	2.40	1.80	3.04	75 - 79
80 - 84	146	66	80	80 - 84	80 - 84	1.17	1.03	1.33	80 - 84
85 i pove}e	52	26	26	85 and more	85 i pove}e	0.42	0.40	0.43	85 and more
Nepoznato	9	3	6	Unknown	Nepoznato	0.07	0.05	0.10	Unknown

Tabela 3:

Vkupno naseljeni na Republika Makedonija spored petgodični grupi na voзраст, po pol  
Table 3: Total population of the Republic of Macedonia according to five-years age groups, by sex

				Brvenica					
Voзраст	Sé	Ma`i	@eni	Age	Voзраст	Sé	Ma`i	@eni	Age
	All	Male	Female			All	Male	Female	
Vkupno	15855	7924	7931	Total	Vkupno	100.00	100.00	100.00	Total
0 - 4	1099	569	530	0 - 4	0 - 4	6.93	7.18	6.68	0 - 4
5 - 9	1461	777	684	5 - 9	5 - 9	9.21	9.81	8.62	5 - 9
10 - 14	1579	783	796	10 - 14	10 - 14	9.96	9.88	10.04	10 - 14
15 - 19	1524	772	752	15 - 19	15 - 19	9.61	9.74	9.48	15 - 19
20 - 24	1239	637	602	20 - 24	20 - 24	7.81	8.04	7.59	20 - 24
25 - 29	1151	573	578	25 - 29	25 - 29	7.26	7.23	7.29	25 - 29
30 - 34	1258	623	635	30 - 34	30 - 34	7.93	7.86	8.01	30 - 34
35 - 39	1262	590	672	35 - 39	35 - 39	7.96	7.45	8.47	35 - 39
40 - 44	1065	561	504	40 - 44	40 - 44	6.72	7.08	6.35	40 - 44
45 - 49	900	463	437	45 - 49	45 - 49	5.68	5.84	5.51	45 - 49
50 - 54	660	321	339	50 - 54	50 - 54	4.16	4.05	4.27	50 - 54
55 - 59	573	272	301	55 - 59	55 - 59	3.61	3.43	3.80	55 - 59
60 - 64	632	301	331	60 - 64	60 - 64	3.99	3.80	4.17	60 - 64
65 - 69	590	290	300	65 - 69	65 - 69	3.72	3.66	3.78	65 - 69
70 - 74	430	206	224	70 - 74	70 - 74	2.71	2.60	2.82	70 - 74
75 - 79	252	113	139	75 - 79	75 - 79	1.59	1.43	1.75	75 - 79
80 - 84	114	52	62	80 - 84	80 - 84	0.72	0.66	0.78	80 - 84
85 i pove}e	54	17	37	85 and more	85 i pove}e	0.34	0.21	0.47	85 and more
Nepoznato	12	4	8	Unknown	Nepoznato	0.08	0.05	0.10	Unknown

				Val andovo					
Voзраст	Sé	Ma`i	@eni	Age	Voзраст	Sé	Ma`i	@eni	Age
	All	Male	Female			All	Male	Female	
Vkupno	11890	6139	5751	Total	Vkupno	100.00	100.00	100.00	Total
0 - 4	592	276	316	0 - 4	0 - 4	4.98	4.50	5.49	0 - 4
5 - 9	751	403	348	5 - 9	5 - 9	6.32	6.56	6.05	5 - 9
10 - 14	910	479	431	10 - 14	10 - 14	7.65	7.80	7.49	10 - 14
15 - 19	986	525	461	15 - 19	15 - 19	8.29	8.55	8.02	15 - 19
20 - 24	971	518	453	20 - 24	20 - 24	8.17	8.44	7.88	20 - 24
25 - 29	845	466	379	25 - 29	25 - 29	7.11	7.59	6.59	25 - 29
30 - 34	879	450	429	30 - 34	30 - 34	7.39	7.33	7.46	30 - 34
35 - 39	918	497	421	35 - 39	35 - 39	7.72	8.10	7.32	35 - 39
40 - 44	919	489	430	40 - 44	40 - 44	7.73	7.97	7.48	40 - 44
45 - 49	904	473	431	45 - 49	45 - 49	7.60	7.70	7.49	45 - 49
50 - 54	736	385	351	50 - 54	50 - 54	6.19	6.27	6.10	50 - 54
55 - 59	604	301	303	55 - 59	55 - 59	5.08	4.90	5.27	55 - 59
60 - 64	559	268	291	60 - 64	60 - 64	4.70	4.37	5.06	60 - 64
65 - 69	473	240	233	65 - 69	65 - 69	3.98	3.91	4.05	65 - 69
70 - 74	397	176	221	70 - 74	70 - 74	3.34	2.87	3.84	70 - 74
75 - 79	257	114	143	75 - 79	75 - 79	2.16	1.86	2.49	75 - 79
80 - 84	128	57	71	80 - 84	80 - 84	1.08	0.93	1.23	80 - 84
85 i pove}e	48	19	29	85 and more	85 i pove}e	0.40	0.31	0.50	85 and more
Nepoznato	13	3	10	Unknown	Nepoznato	0.11	0.05	0.17	Unknown

Tabel a 3:

Vkupno naseljeni na Republika Makedonija spored petgodični grupi na voзраст, po pol  
Table 3: Total population of the Republic of Macedonia according to five-years age groups, by sex

Vasi I evo  
Vasilevo

Voзраст	Sé	Ma`i	@eni	Age	Voзраст	Sé	Ma`i	@eni	Age
	All	Male	Female			All	Male	Female	
Vkupno	12122	6339	5783	Total	Vkupno	100.00	100.00	100.00	Total
0 - 4	891	449	442	0 - 4	0 - 4	7.35	7.08	7.64	0 - 4
5 - 9	918	486	432	5 - 9	5 - 9	7.57	7.67	7.47	5 - 9
10 - 14	1023	515	508	10 - 14	10 - 14	8.44	8.12	8.78	10 - 14
15 - 19	1048	535	513	15 - 19	15 - 19	8.65	8.44	8.87	15 - 19
20 - 24	1065	590	475	20 - 24	20 - 24	8.79	9.31	8.21	20 - 24
25 - 29	1002	574	428	25 - 29	25 - 29	8.27	9.06	7.40	25 - 29
30 - 34	922	493	429	30 - 34	30 - 34	7.61	7.78	7.42	30 - 34
35 - 39	899	517	382	35 - 39	35 - 39	7.42	8.16	6.61	35 - 39
40 - 44	846	449	397	40 - 44	40 - 44	6.98	7.08	6.86	40 - 44
45 - 49	821	454	367	45 - 49	45 - 49	6.77	7.16	6.35	45 - 49
50 - 54	661	325	336	50 - 54	50 - 54	5.45	5.13	5.81	50 - 54
55 - 59	541	259	282	55 - 59	55 - 59	4.46	4.09	4.88	55 - 59
60 - 64	442	224	218	60 - 64	60 - 64	3.65	3.53	3.77	60 - 64
65 - 69	383	183	200	65 - 69	65 - 69	3.16	2.89	3.46	65 - 69
70 - 74	327	145	182	70 - 74	70 - 74	2.70	2.29	3.15	70 - 74
75 - 79	188	75	113	75 - 79	75 - 79	1.55	1.18	1.95	75 - 79
80 - 84	85	35	50	80 - 84	80 - 84	0.70	0.55	0.86	80 - 84
85 i pove}e	44	22	22	85 and more	85 i pove}e	0.36	0.35	0.38	85 and more
Nepoznato	16	9	7	Unknown	Nepoznato	0.13	0.14	0.12	Unknown

Vev-ani  
Vev-ani

Voзраст	Sé	Ma`i	@eni	Age	Voзраст	Sé	Ma`i	@eni	Age
	All	Male	Female			All	Male	Female	
Vkupno	2433	1229	1204	Total	Vkupno	100.00	100.00	100.00	Total
0 - 4	132	58	74	0 - 4	0 - 4	5.43	4.72	6.15	0 - 4
5 - 9	145	77	68	5 - 9	5 - 9	5.96	6.27	5.65	5 - 9
10 - 14	157	87	70	10 - 14	10 - 14	6.45	7.08	5.81	10 - 14
15 - 19	172	77	95	15 - 19	15 - 19	7.07	6.27	7.89	15 - 19
20 - 24	191	111	80	20 - 24	20 - 24	7.85	9.03	6.64	20 - 24
25 - 29	192	106	86	25 - 29	25 - 29	7.89	8.62	7.14	25 - 29
30 - 34	177	98	79	30 - 34	30 - 34	7.27	7.97	6.56	30 - 34
35 - 39	157	84	73	35 - 39	35 - 39	6.45	6.83	6.06	35 - 39
40 - 44	192	104	88	40 - 44	40 - 44	7.89	8.46	7.31	40 - 44
45 - 49	198	108	90	45 - 49	45 - 49	8.14	8.79	7.48	45 - 49
50 - 54	168	84	84	50 - 54	50 - 54	6.91	6.83	6.98	50 - 54
55 - 59	110	54	56	55 - 59	55 - 59	4.52	4.39	4.65	55 - 59
60 - 64	128	57	71	60 - 64	60 - 64	5.26	4.64	5.90	60 - 64
65 - 69	88	38	50	65 - 69	65 - 69	3.62	3.09	4.15	65 - 69
70 - 74	101	43	58	70 - 74	70 - 74	4.15	3.50	4.82	70 - 74
75 - 79	71	24	47	75 - 79	75 - 79	2.92	1.95	3.90	75 - 79
80 - 84	44	15	29	80 - 84	80 - 84	1.81	1.22	2.41	80 - 84
85 i pove}e	10	4	6	85 and more	85 i pove}e	0.41	0.33	0.50	85 and more
Nepoznato	-	-	-	Unknown	Nepoznato	-	-	-	Unknown

Tabela 3:

Vkupno naseljeni na Republika Makedonija spored petgodišni grupi na voзраст, po pol  
Table 3: Total population of the Republic of Macedonia according to five-years age groups, by sex

				Veles					
Voзраст	Sé	Ma`i	@eni	Age	Voзраст	Sé	Ma`i	@eni	Age
	All	Male	Female			All	Male	Female	
Vkupno	57602	28933	28669	Total	Vkupno	100.00	100.00	100.00	Total
0 - 4	3118	1605	1513	0 - 4	0 - 4	5.41	5.55	5.28	0 - 4
5 - 9	3561	1855	1706	5 - 9	5 - 9	6.18	6.41	5.95	5 - 9
10 - 14	4366	2268	2098	10 - 14	10 - 14	7.58	7.84	7.32	10 - 14
15 - 19	4710	2408	2302	15 - 19	15 - 19	8.18	8.32	8.03	15 - 19
20 - 24	4670	2373	2297	20 - 24	20 - 24	8.11	8.20	8.01	20 - 24
25 - 29	4111	2115	1996	25 - 29	25 - 29	7.14	7.31	6.96	25 - 29
30 - 34	3934	2023	1911	30 - 34	30 - 34	6.83	6.99	6.67	30 - 34
35 - 39	4267	2152	2115	35 - 39	35 - 39	7.41	7.44	7.38	35 - 39
40 - 44	4467	2254	2213	40 - 44	40 - 44	7.75	7.79	7.72	40 - 44
45 - 49	4403	2283	2120	45 - 49	45 - 49	7.64	7.89	7.39	45 - 49
50 - 54	3886	1985	1901	50 - 54	50 - 54	6.75	6.86	6.63	50 - 54
55 - 59	2940	1474	1466	55 - 59	55 - 59	5.10	5.09	5.11	55 - 59
60 - 64	2849	1337	1512	60 - 64	60 - 64	4.95	4.62	5.27	60 - 64
65 - 69	2692	1262	1430	65 - 69	65 - 69	4.67	4.36	4.99	65 - 69
70 - 74	1871	800	1071	70 - 74	70 - 74	3.25	2.77	3.74	70 - 74
75 - 79	1089	448	641	75 - 79	75 - 79	1.89	1.55	2.24	75 - 79
80 - 84	470	208	262	80 - 84	80 - 84	0.82	0.72	0.91	80 - 84
85 i pove}e	192	82	110	85 and more	85 i pove}e	0.33	0.28	0.38	85 and more
Nepoznato	6	1	5	Unknown	Nepoznato	0.01	0.00	0.02	Unknown

				Veles					
Voзраст	Sé	Ma`i	@eni	Age	Voзраст	Sé	Ma`i	@eni	Age
	All	Male	Female			All	Male	Female	
Vkupno	8156	4170	3986	Total	Vkupno	100.00	100.00	100.00	Total
0 - 4	673	356	317	0 - 4	0 - 4	8.25	8.54	7.95	0 - 4
5 - 9	945	493	452	5 - 9	5 - 9	11.59	11.82	11.34	5 - 9
10 - 14	1041	532	509	10 - 14	10 - 14	12.76	12.76	12.77	10 - 14
15 - 19	846	427	419	15 - 19	15 - 19	10.37	10.24	10.51	15 - 19
20 - 24	667	367	300	20 - 24	20 - 24	8.18	8.80	7.53	20 - 24
25 - 29	695	347	348	25 - 29	25 - 29	8.52	8.32	8.73	25 - 29
30 - 34	638	320	318	30 - 34	30 - 34	7.82	7.67	7.98	30 - 34
35 - 39	666	343	323	35 - 39	35 - 39	8.17	8.23	8.10	35 - 39
40 - 44	458	251	207	40 - 44	40 - 44	5.62	6.02	5.19	40 - 44
45 - 49	345	178	167	45 - 49	45 - 49	4.23	4.27	4.19	45 - 49
50 - 54	264	119	145	50 - 54	50 - 54	3.24	2.85	3.64	50 - 54
55 - 59	194	76	118	55 - 59	55 - 59	2.38	1.82	2.96	55 - 59
60 - 64	213	106	107	60 - 64	60 - 64	2.61	2.54	2.68	60 - 64
65 - 69	198	96	102	65 - 69	65 - 69	2.43	2.30	2.56	65 - 69
70 - 74	150	81	69	70 - 74	70 - 74	1.84	1.94	1.73	70 - 74
75 - 79	109	50	59	75 - 79	75 - 79	1.34	1.20	1.48	75 - 79
80 - 84	30	13	17	80 - 84	80 - 84	0.37	0.31	0.43	80 - 84
85 i pove}e	17	11	6	85 and more	85 i pove}e	0.21	0.26	0.15	85 and more
Nepoznato	7	4	3	Unknown	Nepoznato	0.09	0.10	0.08	Unknown



Tabel a 3:

Vkupno naseljeni na Republika Makedonija spored petgodišni grupi na voзраст, po pol  
Table 3: Total population of the Republic of Macedonia according to five-years age groups, by sex

Viniča  
Vinica

Voзраст	Sé	Ma`i	@eni	Age	Voзраст	Sé	Ma`i	@eni	Age
	All	Male	Female			All	Male	Female	
Vkupno	17914	9173	8741	Total	Vkupno	100.00	100.00	100.00	Total
0 - 4	1042	543	499	0 - 4	0 - 4	5.82	5.92	5.71	0 - 4
5 - 9	1188	606	582	5 - 9	5 - 9	6.63	6.61	6.66	5 - 9
10 - 14	1396	715	681	10 - 14	10 - 14	7.79	7.79	7.79	10 - 14
15 - 19	1470	781	689	15 - 19	15 - 19	8.21	8.51	7.88	15 - 19
20 - 24	1510	786	724	20 - 24	20 - 24	8.43	8.57	8.28	20 - 24
25 - 29	1373	727	646	25 - 29	25 - 29	7.66	7.93	7.39	25 - 29
30 - 34	1314	695	619	30 - 34	30 - 34	7.34	7.58	7.08	30 - 34
35 - 39	1383	727	656	35 - 39	35 - 39	7.72	7.93	7.50	35 - 39
40 - 44	1425	759	666	40 - 44	40 - 44	7.95	8.27	7.62	40 - 44
45 - 49	1311	687	624	45 - 49	45 - 49	7.32	7.49	7.14	45 - 49
50 - 54	1189	598	591	50 - 54	50 - 54	6.64	6.52	6.76	50 - 54
55 - 59	888	464	424	55 - 59	55 - 59	4.96	5.06	4.85	55 - 59
60 - 64	664	305	359	60 - 64	60 - 64	3.71	3.32	4.11	60 - 64
65 - 69	743	355	388	65 - 69	65 - 69	4.15	3.87	4.44	65 - 69
70 - 74	474	203	271	70 - 74	70 - 74	2.65	2.21	3.10	70 - 74
75 - 79	307	120	187	75 - 79	75 - 79	1.71	1.31	2.14	75 - 79
80 - 84	155	64	91	80 - 84	80 - 84	0.87	0.70	1.04	80 - 84
85 i pove}e	78	37	41	85 and more	85 i pove}e	0.44	0.40	0.47	85 and more
Nepoznato	4	1	3	Unknown	Nepoznato	0.02	0.01	0.03	Unknown

Vitolitete  
Vitoli{te

Voзраст	Sé	Ma`i	@eni	Age	Voзраст	Sé	Ma`i	@eni	Age
	All	Male	Female			All	Male	Female	
Vkupno	494	247	247	Total	Vkupno	100.00	100.00	100.00	Total
0 - 4	9	4	5	0 - 4	0 - 4	1.82	1.62	2.02	0 - 4
5 - 9	5	2	3	5 - 9	5 - 9	1.01	0.81	1.21	5 - 9
10 - 14	1	-	1	10 - 14	10 - 14	0.20	-	0.40	10 - 14
15 - 19	7	4	3	15 - 19	15 - 19	1.42	1.62	1.21	15 - 19
20 - 24	11	4	7	20 - 24	20 - 24	2.23	1.62	2.83	20 - 24
25 - 29	18	14	4	25 - 29	25 - 29	3.64	5.67	1.62	25 - 29
30 - 34	18	16	2	30 - 34	30 - 34	3.64	6.48	0.81	30 - 34
35 - 39	13	11	2	35 - 39	35 - 39	2.63	4.45	0.81	35 - 39
40 - 44	9	7	2	40 - 44	40 - 44	1.82	2.83	0.81	40 - 44
45 - 49	12	9	3	45 - 49	45 - 49	2.43	3.64	1.21	45 - 49
50 - 54	29	13	16	50 - 54	50 - 54	5.87	5.26	6.48	50 - 54
55 - 59	36	15	21	55 - 59	55 - 59	7.29	6.07	8.50	55 - 59
60 - 64	40	18	22	60 - 64	60 - 64	8.10	7.29	8.91	60 - 64
65 - 69	99	43	56	65 - 69	65 - 69	20.04	17.41	22.67	65 - 69
70 - 74	84	37	47	70 - 74	70 - 74	17.00	14.98	19.03	70 - 74
75 - 79	60	31	29	75 - 79	75 - 79	12.15	12.55	11.74	75 - 79
80 - 84	27	11	16	80 - 84	80 - 84	5.47	4.45	6.48	80 - 84
85 i pove}e	14	7	7	85 and more	85 i pove}e	2.83	2.83	2.83	85 and more
Nepoznato	2	1	1	Unknown	Nepoznato	0.40	0.40	0.40	Unknown

Tabela 3:

Vkupno naseljeni na Republika Makedonija spored petgodišni grupi na voзраст, po pol  
Table 3: Total population of the Republic of Macedonia according to five-years age groups, by sex

Vraneštica  
Vraneštica

Voзраст	Sé	Ma`i	@eni	Age	Voзраст	Sé	Ma`i	@eni	Age
	All	Male	Female			All	Male	Female	
Vkupno	1322	677	645	Total	Vkupno	100.00	100.00	100.00	Total
0 - 4	48	24	24	0 - 4	0 - 4	3.63	3.55	3.72	0 - 4
5 - 9	57	30	27	5 - 9	5 - 9	4.31	4.43	4.19	5 - 9
10 - 14	50	19	31	10 - 14	10 - 14	3.78	2.81	4.81	10 - 14
15 - 19	81	46	35	15 - 19	15 - 19	6.13	6.79	5.43	15 - 19
20 - 24	81	48	33	20 - 24	20 - 24	6.13	7.09	5.12	20 - 24
25 - 29	74	39	35	25 - 29	25 - 29	5.60	5.76	5.43	25 - 29
30 - 34	84	52	32	30 - 34	30 - 34	6.35	7.68	4.96	30 - 34
35 - 39	84	48	36	35 - 39	35 - 39	6.35	7.09	5.58	35 - 39
40 - 44	83	45	38	40 - 44	40 - 44	6.28	6.65	5.89	40 - 44
45 - 49	76	46	30	45 - 49	45 - 49	5.75	6.79	4.65	45 - 49
50 - 54	72	31	41	50 - 54	50 - 54	5.45	4.58	6.36	50 - 54
55 - 59	76	36	40	55 - 59	55 - 59	5.75	5.32	6.20	55 - 59
60 - 64	99	40	59	60 - 64	60 - 64	7.49	5.91	9.15	60 - 64
65 - 69	139	75	64	65 - 69	65 - 69	10.51	11.08	9.92	65 - 69
70 - 74	108	51	57	70 - 74	70 - 74	8.17	7.53	8.84	70 - 74
75 - 79	72	32	40	75 - 79	75 - 79	5.45	4.73	6.20	75 - 79
80 - 84	29	13	16	80 - 84	80 - 84	2.19	1.92	2.48	80 - 84
85 i pove}e	9	2	7	85 and more	85 i pove}e	0.68	0.30	1.09	85 and more
Nepoznato	-	-	-	Unknown	Nepoznato	-	-	-	Unknown

Vrap-i{te  
Vrap-i{te

Voзраст	Sé	Ma`i	@eni	Age	Voзраст	Sé	Ma`i	@eni	Age
	All	Male	Female			All	Male	Female	
Vkupno	8586	4262	4324	Total	Vkupno	100.00	100.00	100.00	Total
0 - 4	604	318	286	0 - 4	0 - 4	7.03	7.46	6.61	0 - 4
5 - 9	727	397	330	5 - 9	5 - 9	8.47	9.31	7.63	5 - 9
10 - 14	856	462	394	10 - 14	10 - 14	9.97	10.84	9.11	10 - 14
15 - 19	791	399	392	15 - 19	15 - 19	9.21	9.36	9.07	15 - 19
20 - 24	717	353	364	20 - 24	20 - 24	8.35	8.28	8.42	20 - 24
25 - 29	641	332	309	25 - 29	25 - 29	7.47	7.79	7.15	25 - 29
30 - 34	630	300	330	30 - 34	30 - 34	7.34	7.04	7.63	30 - 34
35 - 39	623	304	319	35 - 39	35 - 39	7.26	7.13	7.38	35 - 39
40 - 44	638	312	326	40 - 44	40 - 44	7.43	7.32	7.54	40 - 44
45 - 49	535	260	275	45 - 49	45 - 49	6.23	6.10	6.36	45 - 49
50 - 54	392	176	216	50 - 54	50 - 54	4.57	4.13	5.00	50 - 54
55 - 59	313	135	178	55 - 59	55 - 59	3.65	3.17	4.12	55 - 59
60 - 64	349	155	194	60 - 64	60 - 64	4.06	3.64	4.49	60 - 64
65 - 69	275	134	141	65 - 69	65 - 69	3.20	3.14	3.26	65 - 69
70 - 74	236	114	122	70 - 74	70 - 74	2.75	2.67	2.82	70 - 74
75 - 79	135	63	72	75 - 79	75 - 79	1.57	1.48	1.67	75 - 79
80 - 84	73	31	42	80 - 84	80 - 84	0.85	0.73	0.97	80 - 84
85 i pove}e	37	13	24	85 and more	85 i pove}e	0.43	0.31	0.56	85 and more
Nepoznato	14	4	10	Unknown	Nepoznato	0.16	0.09	0.23	Unknown

Tabel a 3:

Vkupno naseljeni na Republika Makedonija spored petgodišni grupi na voзраст, po pol  
Table 3: Total population of the Republic of Macedonia according to five-years age groups, by sex

Vratnica  
Vratnica

Voзраст	Sé	Ma`i	@eni	Age	Voзраст	Sé	Ma`i	@eni	Age
	All	Male	Female			All	Male	Female	
Vkupno	3563	1842	1721	Total	Vkupno	100.00	100.00	100.00	Total
0 - 4	232	119	113	0 - 4	0 - 4	6.51	6.46	6.57	0 - 4
5 - 9	315	160	155	5 - 9	5 - 9	8.84	8.69	9.01	5 - 9
10 - 14	327	151	176	10 - 14	10 - 14	9.18	8.20	10.23	10 - 14
15 - 19	309	166	143	15 - 19	15 - 19	8.67	9.01	8.31	15 - 19
20 - 24	266	136	130	20 - 24	20 - 24	7.47	7.38	7.55	20 - 24
25 - 29	255	134	121	25 - 29	25 - 29	7.16	7.27	7.03	25 - 29
30 - 34	274	153	121	30 - 34	30 - 34	7.69	8.31	7.03	30 - 34
35 - 39	282	162	120	35 - 39	35 - 39	7.91	8.79	6.97	35 - 39
40 - 44	249	130	119	40 - 44	40 - 44	6.99	7.06	6.91	40 - 44
45 - 49	203	117	86	45 - 49	45 - 49	5.70	6.35	5.00	45 - 49
50 - 54	133	72	61	50 - 54	50 - 54	3.73	3.91	3.54	50 - 54
55 - 59	124	59	65	55 - 59	55 - 59	3.48	3.20	3.78	55 - 59
60 - 64	144	74	70	60 - 64	60 - 64	4.04	4.02	4.07	60 - 64
65 - 69	165	73	92	65 - 69	65 - 69	4.63	3.96	5.35	65 - 69
70 - 74	119	60	59	70 - 74	70 - 74	3.34	3.26	3.43	70 - 74
75 - 79	68	32	36	75 - 79	75 - 79	1.91	1.74	2.09	75 - 79
80 - 84	57	27	30	80 - 84	80 - 84	1.60	1.47	1.74	80 - 84
85 i pove}e	41	17	24	85 and more	85 i pove}e	1.15	0.92	1.39	85 and more
Nepoznato	-	-	-	Unknown	Nepoznato	-	-	-	Unknown

Vrutok  
Vrutok

Voзраст	Sé	Ma`i	@eni	Age	Voзраст	Sé	Ma`i	@eni	Age
	All	Male	Female			All	Male	Female	
Vkupno	5999	2988	3011	Total	Vkupno	100.00	100.00	100.00	Total
0 - 4	376	212	164	0 - 4	0 - 4	6.27	7.10	5.45	0 - 4
5 - 9	532	281	251	5 - 9	5 - 9	8.87	9.40	8.34	5 - 9
10 - 14	590	301	289	10 - 14	10 - 14	9.83	10.07	9.60	10 - 14
15 - 19	563	259	304	15 - 19	15 - 19	9.38	8.67	10.10	15 - 19
20 - 24	508	273	235	20 - 24	20 - 24	8.47	9.14	7.80	20 - 24
25 - 29	442	226	216	25 - 29	25 - 29	7.37	7.56	7.17	25 - 29
30 - 34	500	246	254	30 - 34	30 - 34	8.33	8.23	8.44	30 - 34
35 - 39	453	227	226	35 - 39	35 - 39	7.55	7.60	7.51	35 - 39
40 - 44	443	208	235	40 - 44	40 - 44	7.38	6.96	7.80	40 - 44
45 - 49	381	196	185	45 - 49	45 - 49	6.35	6.56	6.14	45 - 49
50 - 54	293	145	148	50 - 54	50 - 54	4.88	4.85	4.92	50 - 54
55 - 59	188	84	104	55 - 59	55 - 59	3.13	2.81	3.45	55 - 59
60 - 64	204	105	99	60 - 64	60 - 64	3.40	3.51	3.29	60 - 64
65 - 69	228	97	131	65 - 69	65 - 69	3.80	3.25	4.35	65 - 69
70 - 74	147	71	76	70 - 74	70 - 74	2.45	2.38	2.52	70 - 74
75 - 79	97	42	55	75 - 79	75 - 79	1.62	1.41	1.83	75 - 79
80 - 84	31	8	23	80 - 84	80 - 84	0.52	0.27	0.76	80 - 84
85 i pove}e	15	4	11	85 and more	85 i pove}e	0.25	0.13	0.37	85 and more
Nepoznato	8	3	5	Unknown	Nepoznato	0.13	0.10	0.17	Unknown

Tabela 3:

Vkupno naseljeni na Republika Makedonija spored petgodični grupi na voznrast, po pol  
Table 3: Total population of the Republic of Macedonia according to five-years age groups, by sex

Gevgelija  
Gevgelija

Voznrast	Sé	Ma`i	@eni	Age	Voznrast	Sé	Ma`i	@eni	Age
	All	Male	Female			All	Male	Female	
Vkupno	20362	10070	10292	Total	Vkupno	100.00	100.00	100.00	Total
0 - 4	990	500	490	0 - 4	0 - 4	4.86	4.97	4.76	0 - 4
5 - 9	1110	568	542	5 - 9	5 - 9	5.45	5.64	5.27	5 - 9
10 - 14	1306	632	674	10 - 14	10 - 14	6.41	6.28	6.55	10 - 14
15 - 19	1578	809	769	15 - 19	15 - 19	7.75	8.03	7.47	15 - 19
20 - 24	1644	812	832	20 - 24	20 - 24	8.07	8.06	8.08	20 - 24
25 - 29	1496	775	721	25 - 29	25 - 29	7.35	7.70	7.01	25 - 29
30 - 34	1487	765	722	30 - 34	30 - 34	7.30	7.60	7.02	30 - 34
35 - 39	1529	762	767	35 - 39	35 - 39	7.51	7.57	7.45	35 - 39
40 - 44	1666	814	852	40 - 44	40 - 44	8.18	8.08	8.28	40 - 44
45 - 49	1728	858	870	45 - 49	45 - 49	8.49	8.52	8.45	45 - 49
50 - 54	1488	748	740	50 - 54	50 - 54	7.31	7.43	7.19	50 - 54
55 - 59	1102	526	576	55 - 59	55 - 59	5.41	5.22	5.60	55 - 59
60 - 64	1043	495	548	60 - 64	60 - 64	5.12	4.92	5.32	60 - 64
65 - 69	882	411	471	65 - 69	65 - 69	4.33	4.08	4.58	65 - 69
70 - 74	670	323	347	70 - 74	70 - 74	3.29	3.21	3.37	70 - 74
75 - 79	403	173	230	75 - 79	75 - 79	1.98	1.72	2.23	75 - 79
80 - 84	168	74	94	80 - 84	80 - 84	0.83	0.73	0.91	80 - 84
85 i pove}e	65	24	41	85 and more	85 i pove}e	0.32	0.24	0.40	85 and more
Nepoznato	7	1	6	Unknown	Nepoznato	0.03	0.01	0.06	Unknown

Gosti var  
Gostivar

Voznrast	Sé	Ma`i	@eni	Age	Voznrast	Sé	Ma`i	@eni	Age
	All	Male	Female			All	Male	Female	
Vkupno	49545	24730	24815	Total	Vkupno	100.00	100.00	100.00	Total
0 - 4	3182	1668	1514	0 - 4	0 - 4	6.42	6.74	6.10	0 - 4
5 - 9	4079	2096	1983	5 - 9	5 - 9	8.23	8.48	7.99	5 - 9
10 - 14	4812	2502	2310	10 - 14	10 - 14	9.71	10.12	9.31	10 - 14
15 - 19	4567	2311	2256	15 - 19	15 - 19	9.22	9.34	9.09	15 - 19
20 - 24	4072	2052	2020	20 - 24	20 - 24	8.22	8.30	8.14	20 - 24
25 - 29	3945	1977	1968	25 - 29	25 - 29	7.96	7.99	7.93	25 - 29
30 - 34	3928	1944	1984	30 - 34	30 - 34	7.93	7.86	8.00	30 - 34
35 - 39	3884	1918	1966	35 - 39	35 - 39	7.84	7.76	7.92	35 - 39
40 - 44	3598	1828	1770	40 - 44	40 - 44	7.26	7.39	7.13	40 - 44
45 - 49	3154	1622	1532	45 - 49	45 - 49	6.37	6.56	6.17	45 - 49
50 - 54	2682	1303	1379	50 - 54	50 - 54	5.41	5.27	5.56	50 - 54
55 - 59	1909	855	1054	55 - 59	55 - 59	3.85	3.46	4.25	55 - 59
60 - 64	1873	901	972	60 - 64	60 - 64	3.78	3.64	3.92	60 - 64
65 - 69	1620	779	841	65 - 69	65 - 69	3.27	3.15	3.39	65 - 69
70 - 74	1163	544	619	70 - 74	70 - 74	2.35	2.20	2.49	70 - 74
75 - 79	639	274	365	75 - 79	75 - 79	1.29	1.11	1.47	75 - 79
80 - 84	267	109	158	80 - 84	80 - 84	0.54	0.44	0.64	80 - 84
85 i pove}e	124	40	84	85 and more	85 i pove}e	0.25	0.16	0.34	85 and more
Nepoznato	47	7	40	Unknown	Nepoznato	0.09	0.03	0.16	Unknown

Tabel a 3:

Vkupno naseljeni na Republika Makedonija spored petgodišni grupi na voзраст, po pol  
Table 3: Total population of the Republic of Macedonia according to five-years age groups, by sex

				Gradsko					
				Gradsko					
Voзраст	Sé	Ma`i	@eni	Age	Voзраст	Sé	Ma`i	@eni	Age
	All	Male	Female			All	Male	Female	
Vkupno	3760	1971	1789	Total	Vkupno	100.00	100.00	100.00	Total
0 - 4	197	94	103	0 - 4	0 - 4	5.24	4.77	5.76	0 - 4
5 - 9	241	123	118	5 - 9	5 - 9	6.41	6.24	6.60	5 - 9
10 - 14	288	169	119	10 - 14	10 - 14	7.66	8.57	6.65	10 - 14
15 - 19	308	162	146	15 - 19	15 - 19	8.19	8.22	8.16	15 - 19
20 - 24	286	160	126	20 - 24	20 - 24	7.61	8.12	7.04	20 - 24
25 - 29	261	150	111	25 - 29	25 - 29	6.94	7.61	6.20	25 - 29
30 - 34	295	148	147	30 - 34	30 - 34	7.85	7.51	8.22	30 - 34
35 - 39	280	163	117	35 - 39	35 - 39	7.45	8.27	6.54	35 - 39
40 - 44	271	144	127	40 - 44	40 - 44	7.21	7.31	7.10	40 - 44
45 - 49	270	143	127	45 - 49	45 - 49	7.18	7.26	7.10	45 - 49
50 - 54	227	110	117	50 - 54	50 - 54	6.04	5.58	6.54	50 - 54
55 - 59	207	110	97	55 - 59	55 - 59	5.51	5.58	5.42	55 - 59
60 - 64	194	92	102	60 - 64	60 - 64	5.16	4.67	5.70	60 - 64
65 - 69	178	83	95	65 - 69	65 - 69	4.73	4.21	5.31	65 - 69
70 - 74	130	61	69	70 - 74	70 - 74	3.46	3.09	3.86	70 - 74
75 - 79	80	37	43	75 - 79	75 - 79	2.13	1.88	2.40	75 - 79
80 - 84	36	15	21	80 - 84	80 - 84	0.96	0.76	1.17	80 - 84
85 i pove}e	11	7	4	85 and more	85 i pove}e	0.29	0.36	0.22	85 and more
Nepoznato	-	-	-	Unknown	Nepoznato	-	-	-	Unknown

				Debar					
				Debar					
Voзраст	Sé	Ma`i	@eni	Age	Voзраст	Sé	Ma`i	@eni	Age
	All	Male	Female			All	Male	Female	
Vkupno	17952	9221	8731	Total	Vkupno	100.00	100.00	100.00	Total
0 - 4	1304	712	592	0 - 4	0 - 4	7.26	7.72	6.78	0 - 4
5 - 9	1684	893	791	5 - 9	5 - 9	9.38	9.68	9.06	5 - 9
10 - 14	1802	934	868	10 - 14	10 - 14	10.04	10.13	9.94	10 - 14
15 - 19	1759	920	839	15 - 19	15 - 19	9.80	9.98	9.61	15 - 19
20 - 24	1556	832	724	20 - 24	20 - 24	8.67	9.02	8.29	20 - 24
25 - 29	1430	723	707	25 - 29	25 - 29	7.97	7.84	8.10	25 - 29
30 - 34	1347	663	684	30 - 34	30 - 34	7.50	7.19	7.83	30 - 34
35 - 39	1357	698	659	35 - 39	35 - 39	7.56	7.57	7.55	35 - 39
40 - 44	1289	680	609	40 - 44	40 - 44	7.18	7.37	6.98	40 - 44
45 - 49	1117	606	511	45 - 49	45 - 49	6.22	6.57	5.85	45 - 49
50 - 54	819	410	409	50 - 54	50 - 54	4.56	4.45	4.68	50 - 54
55 - 59	549	281	268	55 - 59	55 - 59	3.06	3.05	3.07	55 - 59
60 - 64	627	299	328	60 - 64	60 - 64	3.49	3.24	3.76	60 - 64
65 - 69	532	226	306	65 - 69	65 - 69	2.96	2.45	3.50	65 - 69
70 - 74	368	171	197	70 - 74	70 - 74	2.05	1.85	2.26	70 - 74
75 - 79	220	101	119	75 - 79	75 - 79	1.23	1.10	1.36	75 - 79
80 - 84	117	37	80	80 - 84	80 - 84	0.65	0.40	0.92	80 - 84
85 i pove}e	59	31	28	85 and more	85 i pove}e	0.33	0.34	0.32	85 and more
Nepoznato	16	4	12	Unknown	Nepoznato	0.09	0.04	0.14	Unknown

Tabela 3:

Vkupno naseljeni na Republika Makedonija spored petgodišni grupi na voзраст, po pol  
Table 3: Total population of the Republic of Macedonia according to five-years age groups, by sex

Delogođi  
Delogođi

Voзраст	Sé Ma`i @eni			Age	Voзраст	Sé Ma`i @eni			Age
	All	Male	Female			All	Male	Female	
Vkupno	7884	4038	3846	Total	Vkupno	100.00	100.00	100.00	Total
0 - 4	651	302	349	0 - 4	0 - 4	8.26	7.48	9.07	0 - 4
5 - 9	872	439	433	5 - 9	5 - 9	11.06	10.87	11.26	5 - 9
10 - 14	929	510	419	10 - 14	10 - 14	11.78	12.63	10.89	10 - 14
15 - 19	776	384	392	15 - 19	15 - 19	9.84	9.51	10.19	15 - 19
20 - 24	679	359	320	20 - 24	20 - 24	8.61	8.89	8.32	20 - 24
25 - 29	689	359	330	25 - 29	25 - 29	8.74	8.89	8.58	25 - 29
30 - 34	630	334	296	30 - 34	30 - 34	7.99	8.27	7.70	30 - 34
35 - 39	610	327	283	35 - 39	35 - 39	7.74	8.10	7.36	35 - 39
40 - 44	492	273	219	40 - 44	40 - 44	6.24	6.76	5.69	40 - 44
45 - 49	351	189	162	45 - 49	45 - 49	4.45	4.68	4.21	45 - 49
50 - 54	275	106	169	50 - 54	50 - 54	3.49	2.63	4.39	50 - 54
55 - 59	195	87	108	55 - 59	55 - 59	2.47	2.15	2.81	55 - 59
60 - 64	205	112	93	60 - 64	60 - 64	2.60	2.77	2.42	60 - 64
65 - 69	189	89	100	65 - 69	65 - 69	2.40	2.20	2.60	65 - 69
70 - 74	169	84	85	70 - 74	70 - 74	2.14	2.08	2.21	70 - 74
75 - 79	92	43	49	75 - 79	75 - 79	1.17	1.06	1.27	75 - 79
80 - 84	56	32	24	80 - 84	80 - 84	0.71	0.79	0.62	80 - 84
85 i pove}e	18	9	9	85 and more	85 i pove}e	0.23	0.22	0.23	85 and more
Nepoznato	6	-	6	Unknown	Nepoznato	0.08	-	0.16	Unknown

Del -evo  
Del -evo

Voзраст	Sé Ma`i @eni			Age	Voзраст	Sé Ma`i @eni			Age
	All	Male	Female			All	Male	Female	
Vkupno	17505	8977	8528	Total	Vkupno	100.00	100.00	100.00	Total
0 - 4	818	425	393	0 - 4	0 - 4	4.67	4.73	4.61	0 - 4
5 - 9	1031	549	482	5 - 9	5 - 9	5.89	6.12	5.65	5 - 9
10 - 14	1235	604	631	10 - 14	10 - 14	7.06	6.73	7.40	10 - 14
15 - 19	1386	743	643	15 - 19	15 - 19	7.92	8.28	7.54	15 - 19
20 - 24	1401	738	663	20 - 24	20 - 24	8.00	8.22	7.77	20 - 24
25 - 29	1315	731	584	25 - 29	25 - 29	7.51	8.14	6.85	25 - 29
30 - 34	1228	665	563	30 - 34	30 - 34	7.02	7.41	6.60	30 - 34
35 - 39	1327	681	646	35 - 39	35 - 39	7.58	7.59	7.58	35 - 39
40 - 44	1404	723	681	40 - 44	40 - 44	8.02	8.05	7.99	40 - 44
45 - 49	1386	744	642	45 - 49	45 - 49	7.92	8.29	7.53	45 - 49
50 - 54	1303	664	639	50 - 54	50 - 54	7.44	7.40	7.49	50 - 54
55 - 59	1019	486	533	55 - 59	55 - 59	5.82	5.41	6.25	55 - 59
60 - 64	771	382	389	60 - 64	60 - 64	4.40	4.26	4.56	60 - 64
65 - 69	751	347	404	65 - 69	65 - 69	4.29	3.87	4.74	65 - 69
70 - 74	515	230	285	70 - 74	70 - 74	2.94	2.56	3.34	70 - 74
75 - 79	356	153	203	75 - 79	75 - 79	2.03	1.70	2.38	75 - 79
80 - 84	178	73	105	80 - 84	80 - 84	1.02	0.81	1.23	80 - 84
85 i pove}e	76	37	39	85 and more	85 i pove}e	0.43	0.41	0.46	85 and more
Nepoznato	5	2	3	Unknown	Nepoznato	0.03	0.02	0.04	Unknown

Tabel a 3:

Vkupno naseljeni na Republika Makedonija spored petgodični grupi na voзраст, po pol  
Table 3: Total population of the Republic of Macedonia according to five-years age groups, by sex

Demir Kapija  
Demir Kapija

Voзраст	Sé	Ma`i	@eni	Age	Voзраст	Sé	Ma`i	@eni	Age
	All	Male	Female			All	Male	Female	
Vkupno	4545	2347	2198	Total	Vkupno	100.00	100.00	100.00	Total
0 - 4	223	114	109	0 - 4	0 - 4	4.91	4.86	4.96	0 - 4
5 - 9	269	132	137	5 - 9	5 - 9	5.92	5.62	6.23	5 - 9
10 - 14	298	162	136	10 - 14	10 - 14	6.56	6.90	6.19	10 - 14
15 - 19	347	190	157	15 - 19	15 - 19	7.63	8.10	7.14	15 - 19
20 - 24	318	161	157	20 - 24	20 - 24	7.00	6.86	7.14	20 - 24
25 - 29	351	202	149	25 - 29	25 - 29	7.72	8.61	6.78	25 - 29
30 - 34	331	184	147	30 - 34	30 - 34	7.28	7.84	6.69	30 - 34
35 - 39	339	180	159	35 - 39	35 - 39	7.46	7.67	7.23	35 - 39
40 - 44	369	201	168	40 - 44	40 - 44	8.12	8.56	7.64	40 - 44
45 - 49	312	163	149	45 - 49	45 - 49	6.86	6.95	6.78	45 - 49
50 - 54	338	169	169	50 - 54	50 - 54	7.44	7.20	7.69	50 - 54
55 - 59	217	115	102	55 - 59	55 - 59	4.77	4.90	4.64	55 - 59
60 - 64	229	98	131	60 - 64	60 - 64	5.04	4.18	5.96	60 - 64
65 - 69	226	107	119	65 - 69	65 - 69	4.97	4.56	5.41	65 - 69
70 - 74	173	86	87	70 - 74	70 - 74	3.81	3.66	3.96	70 - 74
75 - 79	129	52	77	75 - 79	75 - 79	2.84	2.22	3.50	75 - 79
80 - 84	49	23	26	80 - 84	80 - 84	1.08	0.98	1.18	80 - 84
85 i pove}e	17	6	11	85 and more	85 i pove}e	0.37	0.26	0.50	85 and more
Nepoznato	10	2	8	Unknown	Nepoznato	0.22	0.09	0.36	Unknown

Demir Hisar  
Demir Hisar

Voзраст	Sé	Ma`i	@eni	Age	Voзраст	Sé	Ma`i	@eni	Age
	All	Male	Female			All	Male	Female	
Vkupno	7178	3681	3497	Total	Vkupno	100.00	100.00	100.00	Total
0 - 4	311	163	148	0 - 4	0 - 4	4.33	4.43	4.23	0 - 4
5 - 9	382	196	186	5 - 9	5 - 9	5.32	5.32	5.32	5 - 9
10 - 14	467	230	237	10 - 14	10 - 14	6.51	6.25	6.78	10 - 14
15 - 19	469	233	236	15 - 19	15 - 19	6.53	6.33	6.75	15 - 19
20 - 24	417	206	211	20 - 24	20 - 24	5.81	5.60	6.03	20 - 24
25 - 29	465	248	217	25 - 29	25 - 29	6.48	6.74	6.21	25 - 29
30 - 34	488	254	234	30 - 34	30 - 34	6.80	6.90	6.69	30 - 34
35 - 39	545	309	236	35 - 39	35 - 39	7.59	8.39	6.75	35 - 39
40 - 44	526	317	209	40 - 44	40 - 44	7.33	8.61	5.98	40 - 44
45 - 49	496	269	227	45 - 49	45 - 49	6.91	7.31	6.49	45 - 49
50 - 54	450	237	213	50 - 54	50 - 54	6.27	6.44	6.09	50 - 54
55 - 59	385	197	188	55 - 59	55 - 59	5.36	5.35	5.38	55 - 59
60 - 64	451	218	233	60 - 64	60 - 64	6.28	5.92	6.66	60 - 64
65 - 69	477	218	259	65 - 69	65 - 69	6.65	5.92	7.41	65 - 69
70 - 74	377	180	197	70 - 74	70 - 74	5.25	4.89	5.63	70 - 74
75 - 79	286	125	161	75 - 79	75 - 79	3.98	3.40	4.60	75 - 79
80 - 84	127	52	75	80 - 84	80 - 84	1.77	1.41	2.14	80 - 84
85 i pove}e	58	28	30	85 and more	85 i pove}e	0.81	0.76	0.86	85 and more
Nepoznato	1	1	-	Unknown	Nepoznato	0.01	0.03	-	Unknown

Tabela 3:

Vkupno naseljeni na Republika Makedonija spored petgodišni grupi na voзраст, po pol  
Table 3: Total population of the Republic of Macedonia according to five-years age groups, by sex

Dobru{evo  
Dobru{evo

Voзраст	Sé	Ma`i	@eni	Age	Voзраст	Sé	Ma`i	@eni	Age
	All	Male	Female			All	Male	Female	
Vkupno	2174	1155	1019	Total	Vkupno	100.00	100.00	100.00	Total
0 - 4	119	72	47	0 - 4	0 - 4	5.47	6.23	4.61	0 - 4
5 - 9	143	65	78	5 - 9	5 - 9	6.58	5.63	7.65	5 - 9
10 - 14	126	67	59	10 - 14	10 - 14	5.80	5.80	5.79	10 - 14
15 - 19	172	93	79	15 - 19	15 - 19	7.91	8.05	7.75	15 - 19
20 - 24	153	79	74	20 - 24	20 - 24	7.04	6.84	7.26	20 - 24
25 - 29	139	81	58	25 - 29	25 - 29	6.39	7.01	5.69	25 - 29
30 - 34	125	69	56	30 - 34	30 - 34	5.75	5.97	5.50	30 - 34
35 - 39	167	91	76	35 - 39	35 - 39	7.68	7.88	7.46	35 - 39
40 - 44	165	113	52	40 - 44	40 - 44	7.59	9.78	5.10	40 - 44
45 - 49	162	96	66	45 - 49	45 - 49	7.45	8.31	6.48	45 - 49
50 - 54	118	66	52	50 - 54	50 - 54	5.43	5.71	5.10	50 - 54
55 - 59	75	36	39	55 - 59	55 - 59	3.45	3.12	3.83	55 - 59
60 - 64	113	55	58	60 - 64	60 - 64	5.20	4.76	5.69	60 - 64
65 - 69	114	51	63	65 - 69	65 - 69	5.24	4.42	6.18	65 - 69
70 - 74	138	68	70	70 - 74	70 - 74	6.35	5.89	6.87	70 - 74
75 - 79	98	39	59	75 - 79	75 - 79	4.51	3.38	5.79	75 - 79
80 - 84	33	12	21	80 - 84	80 - 84	1.52	1.04	2.06	80 - 84
85 i pove}e	6	2	4	85 and more	85 i pove}e	0.28	0.17	0.39	85 and more
Nepoznato	8	-	8	Unknown	Nepoznato	0.37	-	0.79	Unknown

Dol na Bawi ca  
Dolna Banjica

Voзраст	Sé	Ma`i	@eni	Age	Voзраст	Sé	Ma`i	@eni	Age
	All	Male	Female			All	Male	Female	
Vkupno	9467	4821	4646	Total	Vkupno	100.00	100.00	100.00	Total
0 - 4	682	376	306	0 - 4	0 - 4	7.20	7.80	6.59	0 - 4
5 - 9	924	480	444	5 - 9	5 - 9	9.76	9.96	9.56	5 - 9
10 - 14	949	472	477	10 - 14	10 - 14	10.02	9.79	10.27	10 - 14
15 - 19	839	442	397	15 - 19	15 - 19	8.86	9.17	8.54	15 - 19
20 - 24	845	432	413	20 - 24	20 - 24	8.93	8.96	8.89	20 - 24
25 - 29	806	396	410	25 - 29	25 - 29	8.51	8.21	8.82	25 - 29
30 - 34	837	427	410	30 - 34	30 - 34	8.84	8.86	8.82	30 - 34
35 - 39	733	388	345	35 - 39	35 - 39	7.74	8.05	7.43	35 - 39
40 - 44	646	341	305	40 - 44	40 - 44	6.82	7.07	6.56	40 - 44
45 - 49	522	260	262	45 - 49	45 - 49	5.51	5.39	5.64	45 - 49
50 - 54	406	183	223	50 - 54	50 - 54	4.29	3.80	4.80	50 - 54
55 - 59	309	146	163	55 - 59	55 - 59	3.26	3.03	3.51	55 - 59
60 - 64	344	164	180	60 - 64	60 - 64	3.63	3.40	3.87	60 - 64
65 - 69	265	149	116	65 - 69	65 - 69	2.80	3.09	2.50	65 - 69
70 - 74	184	91	93	70 - 74	70 - 74	1.94	1.89	2.00	70 - 74
75 - 79	105	50	55	75 - 79	75 - 79	1.11	1.04	1.18	75 - 79
80 - 84	41	18	23	80 - 84	80 - 84	0.43	0.37	0.50	80 - 84
85 i pove}e	25	6	19	85 and more	85 i pove}e	0.26	0.12	0.41	85 and more
Nepoznato	5	-	5	Unknown	Nepoznato	0.05	-	0.11	Unknown



Tabel a 3:

Vkupno naseljeni na Republika Makedonija spored petgodišni grupi na voзраст, po pol  
Table 3: Total population of the Republic of Macedonia according to five-years age groups, by sex

Dolnjeni  
Dolnjeni

Voзраст	Sé	Ma`i	@eni	Age	Voзраст	Sé	Ma`i	@eni	Age
	All	Male	Female			All	Male	Female	
Vkupno	11583	6101	5482	Total	Vkupno	100.00	100.00	100.00	Total
0 - 4	963	480	483	0 - 4	0 - 4	8.31	7.87	8.81	0 - 4
5 - 9	914	487	427	5 - 9	5 - 9	7.89	7.98	7.79	5 - 9
10 - 14	839	460	379	10 - 14	10 - 14	7.24	7.54	6.91	10 - 14
15 - 19	872	461	411	15 - 19	15 - 19	7.53	7.56	7.50	15 - 19
20 - 24	948	501	447	20 - 24	20 - 24	8.18	8.21	8.15	20 - 24
25 - 29	927	510	417	25 - 29	25 - 29	8.00	8.36	7.61	25 - 29
30 - 34	863	516	347	30 - 34	30 - 34	7.45	8.46	6.33	30 - 34
35 - 39	800	478	322	35 - 39	35 - 39	6.91	7.83	5.87	35 - 39
40 - 44	614	337	277	40 - 44	40 - 44	5.30	5.52	5.05	40 - 44
45 - 49	570	308	262	45 - 49	45 - 49	4.92	5.05	4.78	45 - 49
50 - 54	477	239	238	50 - 54	50 - 54	4.12	3.92	4.34	50 - 54
55 - 59	436	209	227	55 - 59	55 - 59	3.76	3.43	4.14	55 - 59
60 - 64	583	278	305	60 - 64	60 - 64	5.03	4.56	5.56	60 - 64
65 - 69	639	318	321	65 - 69	65 - 69	5.52	5.21	5.86	65 - 69
70 - 74	520	237	283	70 - 74	70 - 74	4.49	3.88	5.16	70 - 74
75 - 79	328	146	182	75 - 79	75 - 79	2.83	2.39	3.32	75 - 79
80 - 84	199	96	103	80 - 84	80 - 84	1.72	1.57	1.88	80 - 84
85 i pove}e	69	34	35	85 and more	85 i pove}e	0.60	0.56	0.64	85 and more
Nepoznato	22	6	16	Unknown	Nepoznato	0.19	0.10	0.29	Unknown

Drugovo  
Drugovo

Voзраст	Sé	Ma`i	@eni	Age	Voзраст	Sé	Ma`i	@eni	Age
	All	Male	Female			All	Male	Female	
Vkupno	3249	1682	1567	Total	Vkupno	100.00	100.00	100.00	Total
0 - 4	122	55	67	0 - 4	0 - 4	3.76	3.27	4.28	0 - 4
5 - 9	181	93	88	5 - 9	5 - 9	5.57	5.53	5.62	5 - 9
10 - 14	223	122	101	10 - 14	10 - 14	6.86	7.25	6.45	10 - 14
15 - 19	219	128	91	15 - 19	15 - 19	6.74	7.61	5.81	15 - 19
20 - 24	190	107	83	20 - 24	20 - 24	5.85	6.36	5.30	20 - 24
25 - 29	171	86	85	25 - 29	25 - 29	5.26	5.11	5.42	25 - 29
30 - 34	199	99	100	30 - 34	30 - 34	6.12	5.89	6.38	30 - 34
35 - 39	241	134	107	35 - 39	35 - 39	7.42	7.97	6.83	35 - 39
40 - 44	250	156	94	40 - 44	40 - 44	7.69	9.27	6.00	40 - 44
45 - 49	205	117	88	45 - 49	45 - 49	6.31	6.96	5.62	45 - 49
50 - 54	168	96	72	50 - 54	50 - 54	5.17	5.71	4.59	50 - 54
55 - 59	122	59	63	55 - 59	55 - 59	3.76	3.51	4.02	55 - 59
60 - 64	180	84	96	60 - 64	60 - 64	5.54	4.99	6.13	60 - 64
65 - 69	239	112	127	65 - 69	65 - 69	7.36	6.66	8.10	65 - 69
70 - 74	259	114	145	70 - 74	70 - 74	7.97	6.78	9.25	70 - 74
75 - 79	165	73	92	75 - 79	75 - 79	5.08	4.34	5.87	75 - 79
80 - 84	80	37	43	80 - 84	80 - 84	2.46	2.20	2.74	80 - 84
85 i pove}e	34	10	24	85 and more	85 i pove}e	1.05	0.59	1.53	85 and more
Nepoznato	1	-	1	Unknown	Nepoznato	0.03	-	0.06	Unknown

Tabela 3:

Vkupno naseljeni na Republika Makedonija spored petgodični grupi na voзраст, po pol  
Table 3: Total population of the Republic of Macedonia according to five-years age groups, by sex

				@elino @elino							
Voзраст	Sé	Ma`i	@eni	Age	Voзраст	Sé	Ma`i	@eni	Age		
	All	Male	Female			All	Male	Female			
Vkupno	24390	12335	12055	Total	Vkupno	100.00	100.00	100.00	Total		
0 - 4	2339	1241	1098	0 - 4	0 - 4	9.59	10.06	9.11	0 - 4		
5 - 9	2625	1371	1254	5 - 9	5 - 9	10.76	11.11	10.40	5 - 9		
10 - 14	2627	1363	1264	10 - 14	10 - 14	10.77	11.05	10.49	10 - 14		
15 - 19	2385	1225	1160	15 - 19	15 - 19	9.78	9.93	9.62	15 - 19		
20 - 24	2295	1235	1060	20 - 24	20 - 24	9.41	10.01	8.79	20 - 24		
25 - 29	2134	1069	1065	25 - 29	25 - 29	8.75	8.67	8.83	25 - 29		
30 - 34	2036	948	1088	30 - 34	30 - 34	8.35	7.69	9.03	30 - 34		
35 - 39	1784	884	900	35 - 39	35 - 39	7.31	7.17	7.47	35 - 39		
40 - 44	1414	698	716	40 - 44	40 - 44	5.80	5.66	5.94	40 - 44		
45 - 49	1060	496	564	45 - 49	45 - 49	4.35	4.02	4.68	45 - 49		
50 - 54	848	398	450	50 - 54	50 - 54	3.48	3.23	3.73	50 - 54		
55 - 59	700	335	365	55 - 59	55 - 59	2.87	2.72	3.03	55 - 59		
60 - 64	677	341	336	60 - 64	60 - 64	2.78	2.76	2.79	60 - 64		
65 - 69	576	288	288	65 - 69	65 - 69	2.36	2.33	2.39	65 - 69		
70 - 74	443	236	207	70 - 74	70 - 74	1.82	1.91	1.72	70 - 74		
75 - 79	204	106	98	75 - 79	75 - 79	0.84	0.86	0.81	75 - 79		
80 - 84	112	47	65	80 - 84	80 - 84	0.46	0.38	0.54	80 - 84		
85 i pove}e	77	39	38	85 and more	85 i pove}e	0.32	0.32	0.32	85 and more		
Nepoznato	54	15	39	Unknown	Nepoznato	0.22	0.12	0.32	Unknown		

				@i to{ e @ito{e							
Voзраст	Sé	Ma`i	@eni	Age	Voзраст	Sé	Ma`i	@eni	Age		
	All	Male	Female			All	Male	Female			
Vkupno	2128	1074	1054	Total	Vkupno	100.00	100.00	100.00	Total		
0 - 4	185	92	93	0 - 4	0 - 4	8.69	8.57	8.82	0 - 4		
5 - 9	221	111	110	5 - 9	5 - 9	10.39	10.34	10.44	5 - 9		
10 - 14	226	107	119	10 - 14	10 - 14	10.62	9.96	11.29	10 - 14		
15 - 19	206	117	89	15 - 19	15 - 19	9.68	10.89	8.44	15 - 19		
20 - 24	167	91	76	20 - 24	20 - 24	7.85	8.47	7.21	20 - 24		
25 - 29	161	83	78	25 - 29	25 - 29	7.57	7.73	7.40	25 - 29		
30 - 34	163	84	79	30 - 34	30 - 34	7.66	7.82	7.50	30 - 34		
35 - 39	139	70	69	35 - 39	35 - 39	6.53	6.52	6.55	35 - 39		
40 - 44	137	67	70	40 - 44	40 - 44	6.44	6.24	6.64	40 - 44		
45 - 49	108	60	48	45 - 49	45 - 49	5.08	5.59	4.55	45 - 49		
50 - 54	83	40	43	50 - 54	50 - 54	3.90	3.72	4.08	50 - 54		
55 - 59	67	37	30	55 - 59	55 - 59	3.15	3.45	2.85	55 - 59		
60 - 64	78	30	48	60 - 64	60 - 64	3.67	2.79	4.55	60 - 64		
65 - 69	68	29	39	65 - 69	65 - 69	3.20	2.70	3.70	65 - 69		
70 - 74	54	29	25	70 - 74	70 - 74	2.54	2.70	2.37	70 - 74		
75 - 79	33	13	20	75 - 79	75 - 79	1.55	1.21	1.90	75 - 79		
80 - 84	22	11	11	80 - 84	80 - 84	1.03	1.02	1.04	80 - 84		
85 i pove}e	9	3	6	85 and more	85 i pove}e	0.42	0.28	0.57	85 and more		
Nepoznato	1	-	1	Unknown	Nepoznato	0.05	-	0.09	Unknown		

Tabel a 3:

Vkupno naseljeni na Republika Makedonija spored petgodišni grupi na voзраст, po pol  
Table 3: Total population of the Republic of Macedonia according to five-years age groups, by sex

				Zajas Zajas							
Voзраст	Sé	Ma`i	@eni	Age	Voзраст	Sé	Ma`i	@eni	Age		
	All	Male	Female			All	Male	Female			
Vkupno	11605	5797	5808	Total	Vkupno	100.00	100.00	100.00	Total		
0 - 4	863	451	412	0 - 4	0 - 4	7.44	7.78	7.09	0 - 4		
5 - 9	1207	633	574	5 - 9	5 - 9	10.40	10.92	9.88	5 - 9		
10 - 14	1231	643	588	10 - 14	10 - 14	10.61	11.09	10.12	10 - 14		
15 - 19	1107	559	548	15 - 19	15 - 19	9.54	9.64	9.44	15 - 19		
20 - 24	1098	589	509	20 - 24	20 - 24	9.46	10.16	8.76	20 - 24		
25 - 29	1013	546	467	25 - 29	25 - 29	8.73	9.42	8.04	25 - 29		
30 - 34	914	435	479	30 - 34	30 - 34	7.88	7.50	8.25	30 - 34		
35 - 39	854	439	415	35 - 39	35 - 39	7.36	7.57	7.15	35 - 39		
40 - 44	681	311	370	40 - 44	40 - 44	5.87	5.36	6.37	40 - 44		
45 - 49	536	250	286	45 - 49	45 - 49	4.62	4.31	4.92	45 - 49		
50 - 54	450	205	245	50 - 54	50 - 54	3.88	3.54	4.22	50 - 54		
55 - 59	347	152	195	55 - 59	55 - 59	2.99	2.62	3.36	55 - 59		
60 - 64	370	171	199	60 - 64	60 - 64	3.19	2.95	3.43	60 - 64		
65 - 69	323	159	164	65 - 69	65 - 69	2.78	2.74	2.82	65 - 69		
70 - 74	314	145	169	70 - 74	70 - 74	2.71	2.50	2.91	70 - 74		
75 - 79	132	37	95	75 - 79	75 - 79	1.14	0.64	1.64	75 - 79		
80 - 84	92	34	58	80 - 84	80 - 84	0.79	0.59	1.00	80 - 84		
85 i pove}e	66	36	30	85 and more	85 i pove}e	0.57	0.62	0.52	85 and more		
Nepoznato	7	2	5	Unknown	Nepoznato	0.06	0.03	0.09	Unknown		

				Zel eni kovo Zelenikovo							
Voзраст	Sé	Ma`i	@eni	Age	Voзраст	Sé	Ma`i	@eni	Age		
	All	Male	Female			All	Male	Female			
Vkupno	4077	2131	1946	Total	Vkupno	100.00	100.00	100.00	Total		
0 - 4	253	153	100	0 - 4	0 - 4	6.21	7.18	5.14	0 - 4		
5 - 9	342	166	176	5 - 9	5 - 9	8.39	7.79	9.04	5 - 9		
10 - 14	377	197	180	10 - 14	10 - 14	9.25	9.24	9.25	10 - 14		
15 - 19	395	205	190	15 - 19	15 - 19	9.69	9.62	9.76	15 - 19		
20 - 24	350	175	175	20 - 24	20 - 24	8.58	8.21	8.99	20 - 24		
25 - 29	313	172	141	25 - 29	25 - 29	7.68	8.07	7.25	25 - 29		
30 - 34	289	161	128	30 - 34	30 - 34	7.09	7.56	6.58	30 - 34		
35 - 39	305	151	154	35 - 39	35 - 39	7.48	7.09	7.91	35 - 39		
40 - 44	288	159	129	40 - 44	40 - 44	7.06	7.46	6.63	40 - 44		
45 - 49	265	144	121	45 - 49	45 - 49	6.50	6.76	6.22	45 - 49		
50 - 54	229	124	105	50 - 54	50 - 54	5.62	5.82	5.40	50 - 54		
55 - 59	172	80	92	55 - 59	55 - 59	4.22	3.75	4.73	55 - 59		
60 - 64	149	79	70	60 - 64	60 - 64	3.65	3.71	3.60	60 - 64		
65 - 69	145	73	72	65 - 69	65 - 69	3.56	3.43	3.70	65 - 69		
70 - 74	90	42	48	70 - 74	70 - 74	2.21	1.97	2.47	70 - 74		
75 - 79	71	30	41	75 - 79	75 - 79	1.74	1.41	2.11	75 - 79		
80 - 84	33	13	20	80 - 84	80 - 84	0.81	0.61	1.03	80 - 84		
85 i pove}e	10	7	3	85 and more	85 i pove}e	0.25	0.33	0.15	85 and more		
Nepoznato	1	-	1	Unknown	Nepoznato	0.02	-	0.05	Unknown		

Tabela 3:

Vkupno naseljeni na Republika Makedonija spored petgodišni grupi na voзраст, po pol  
Table 3: Total population of the Republic of Macedonia according to five-years age groups, by sex

Zl etovo  
Zl etovo

Voзраст	Sé	Ma` i	@eni	Age	Voзраст	Sé	Ma` i	@eni	Age
	All	Male	Female			All	Male	Female	
Vkupno	3428	1755	1673	Total	Vkupno	100.00	100.00	100.00	Total
0 - 4	157	83	74	0 - 4	0 - 4	4.58	4.73	4.42	0 - 4
5 - 9	214	113	101	5 - 9	5 - 9	6.24	6.44	6.04	5 - 9
10 - 14	244	130	114	10 - 14	10 - 14	7.12	7.41	6.81	10 - 14
15 - 19	217	101	116	15 - 19	15 - 19	6.33	5.75	6.93	15 - 19
20 - 24	237	120	117	20 - 24	20 - 24	6.91	6.84	6.99	20 - 24
25 - 29	229	131	98	25 - 29	25 - 29	6.68	7.46	5.86	25 - 29
30 - 34	259	133	126	30 - 34	30 - 34	7.56	7.58	7.53	30 - 34
35 - 39	273	160	113	35 - 39	35 - 39	7.96	9.12	6.75	35 - 39
40 - 44	264	149	115	40 - 44	40 - 44	7.70	8.49	6.87	40 - 44
45 - 49	234	124	110	45 - 49	45 - 49	6.83	7.07	6.58	45 - 49
50 - 54	229	124	105	50 - 54	50 - 54	6.68	7.07	6.28	50 - 54
55 - 59	181	89	92	55 - 59	55 - 59	5.28	5.07	5.50	55 - 59
60 - 64	211	95	116	60 - 64	60 - 64	6.16	5.41	6.93	60 - 64
65 - 69	179	78	101	65 - 69	65 - 69	5.22	4.44	6.04	65 - 69
70 - 74	144	58	86	70 - 74	70 - 74	4.20	3.30	5.14	70 - 74
75 - 79	88	37	51	75 - 79	75 - 79	2.57	2.11	3.05	75 - 79
80 - 84	46	20	26	80 - 84	80 - 84	1.34	1.14	1.55	80 - 84
85 i pove}e	20	8	12	85 and more	85 i pove}e	0.58	0.46	0.72	85 and more
Nepoznato	2	2	-	Unknown	Nepoznato	0.06	0.11	-	Unknown

Zrnovci  
Zrnovci

Voзраст	Sé	Ma` i	@eni	Age	Voзраст	Sé	Ma` i	@eni	Age
	All	Male	Female			All	Male	Female	
Vkupno	3264	1696	1568	Total	Vkupno	100.00	100.00	100.00	Total
0 - 4	173	95	78	0 - 4	0 - 4	5.30	5.60	4.97	0 - 4
5 - 9	208	105	103	5 - 9	5 - 9	6.37	6.19	6.57	5 - 9
10 - 14	215	104	111	10 - 14	10 - 14	6.59	6.13	7.08	10 - 14
15 - 19	278	148	130	15 - 19	15 - 19	8.52	8.73	8.29	15 - 19
20 - 24	251	142	109	20 - 24	20 - 24	7.69	8.37	6.95	20 - 24
25 - 29	192	105	87	25 - 29	25 - 29	5.88	6.19	5.55	25 - 29
30 - 34	223	115	108	30 - 34	30 - 34	6.83	6.78	6.89	30 - 34
35 - 39	244	132	112	35 - 39	35 - 39	7.48	7.78	7.14	35 - 39
40 - 44	272	157	115	40 - 44	40 - 44	8.33	9.26	7.33	40 - 44
45 - 49	263	143	120	45 - 49	45 - 49	8.06	8.43	7.65	45 - 49
50 - 54	183	96	87	50 - 54	50 - 54	5.61	5.66	5.55	50 - 54
55 - 59	158	77	81	55 - 59	55 - 59	4.84	4.54	5.17	55 - 59
60 - 64	149	69	80	60 - 64	60 - 64	4.56	4.07	5.10	60 - 64
65 - 69	161	75	86	65 - 69	65 - 69	4.93	4.42	5.48	65 - 69
70 - 74	121	58	63	70 - 74	70 - 74	3.71	3.42	4.02	70 - 74
75 - 79	95	45	50	75 - 79	75 - 79	2.91	2.65	3.19	75 - 79
80 - 84	58	20	38	80 - 84	80 - 84	1.78	1.18	2.42	80 - 84
85 i pove}e	19	10	9	85 and more	85 i pove}e	0.58	0.59	0.57	85 and more
Nepoznato	1	-	1	Unknown	Nepoznato	0.03	-	0.06	Unknown

Tabel a 3:

Vkupno naseljeni na Republika Makedonija spored petgodični grupi na voзраст, po pol  
Table 3: Total population of the Republic of Macedonia according to five-years age groups, by sex

I zvor  
Izvor

Voзраст	Sé	Ma`i	@eni	Age	Voзраст	Sé	Ma`i	@eni	Age
	All	Male	Female			All	Male	Female	
Vkupno	1049	561	488	Total	Vkupno	100.00	100.00	100.00	Total
0 - 4	39	20	19	0 - 4	0 - 4	3.72	3.57	3.89	0 - 4
5 - 9	42	20	22	5 - 9	5 - 9	4.00	3.57	4.51	5 - 9
10 - 14	55	33	22	10 - 14	10 - 14	5.24	5.88	4.51	10 - 14
15 - 19	58	32	26	15 - 19	15 - 19	5.53	5.70	5.33	15 - 19
20 - 24	68	41	27	20 - 24	20 - 24	6.48	7.31	5.53	20 - 24
25 - 29	57	33	24	25 - 29	25 - 29	5.43	5.88	4.92	25 - 29
30 - 34	55	32	23	30 - 34	30 - 34	5.24	5.70	4.71	30 - 34
35 - 39	55	31	24	35 - 39	35 - 39	5.24	5.53	4.92	35 - 39
40 - 44	70	45	25	40 - 44	40 - 44	6.67	8.02	5.12	40 - 44
45 - 49	75	40	35	45 - 49	45 - 49	7.15	7.13	7.17	45 - 49
50 - 54	74	33	41	50 - 54	50 - 54	7.05	5.88	8.40	50 - 54
55 - 59	61	34	27	55 - 59	55 - 59	5.82	6.06	5.53	55 - 59
60 - 64	82	39	43	60 - 64	60 - 64	7.82	6.95	8.81	60 - 64
65 - 69	93	41	52	65 - 69	65 - 69	8.87	7.31	10.66	65 - 69
70 - 74	63	35	28	70 - 74	70 - 74	6.01	6.24	5.74	70 - 74
75 - 79	55	25	30	75 - 79	75 - 79	5.24	4.46	6.15	75 - 79
80 - 84	33	18	15	80 - 84	80 - 84	3.15	3.21	3.07	80 - 84
85 i pove}e	14	9	5	85 and more	85 i pove}e	1.33	1.60	1.02	85 and more
Nepoznato	-	-	-	Unknown	Nepoznato	-	-	-	Unknown

II inden  
Iinden

Voзраст	Sé	Ma`i	@eni	Age	Voзраст	Sé	Ma`i	@eni	Age
	All	Male	Female			All	Male	Female	
Vkupno	15894	8180	7714	Total	Vkupno	100.00	100.00	100.00	Total
0 - 4	1071	581	490	0 - 4	0 - 4	6.74	7.10	6.35	0 - 4
5 - 9	1117	585	532	5 - 9	5 - 9	7.03	7.15	6.90	5 - 9
10 - 14	1043	517	526	10 - 14	10 - 14	6.56	6.32	6.82	10 - 14
15 - 19	1163	570	593	15 - 19	15 - 19	7.32	6.97	7.69	15 - 19
20 - 24	1341	688	653	20 - 24	20 - 24	8.44	8.41	8.47	20 - 24
25 - 29	1324	667	657	25 - 29	25 - 29	8.33	8.15	8.52	25 - 29
30 - 34	1232	670	562	30 - 34	30 - 34	7.75	8.19	7.29	30 - 34
35 - 39	1128	605	523	35 - 39	35 - 39	7.10	7.40	6.78	35 - 39
40 - 44	1006	530	476	40 - 44	40 - 44	6.33	6.48	6.17	40 - 44
45 - 49	1251	648	603	45 - 49	45 - 49	7.87	7.92	7.82	45 - 49
50 - 54	1203	627	576	50 - 54	50 - 54	7.57	7.67	7.47	50 - 54
55 - 59	883	486	397	55 - 59	55 - 59	5.56	5.94	5.15	55 - 59
60 - 64	774	368	406	60 - 64	60 - 64	4.87	4.50	5.26	60 - 64
65 - 69	596	295	301	65 - 69	65 - 69	3.75	3.61	3.90	65 - 69
70 - 74	362	164	198	70 - 74	70 - 74	2.28	2.00	2.57	70 - 74
75 - 79	225	100	125	75 - 79	75 - 79	1.42	1.22	1.62	75 - 79
80 - 84	120	54	66	80 - 84	80 - 84	0.76	0.66	0.86	80 - 84
85 i pove}e	51	25	26	85 and more	85 i pove}e	0.32	0.31	0.34	85 and more
Nepoznato	4	-	4	Unknown	Nepoznato	0.03	-	0.05	Unknown

Tabela 3:

Vkupno naseljeni na Republika Makedonija spored petgodišni grupi na voзраст, po pol  
Table 3: Total population of the Republic of Macedonia according to five-years age groups, by sex

Jegunovce				Jegunovce					
Voзраст	Sé	Ma`i	@eni	Age	Voзраст	Sé	Ma`i	@eni	Age
	All	Male	Female			All	Male	Female	
Vkupno	7227	3701	3526	Total	Vkupno	100.00	100.00	100.00	Total
0 - 4	395	198	197	0 - 4	0 - 4	5.47	5.35	5.59	0 - 4
5 - 9	529	296	233	5 - 9	5 - 9	7.32	8.00	6.61	5 - 9
10 - 14	557	272	285	10 - 14	10 - 14	7.71	7.35	8.08	10 - 14
15 - 19	612	307	305	15 - 19	15 - 19	8.47	8.30	8.65	15 - 19
20 - 24	598	320	278	20 - 24	20 - 24	8.27	8.65	7.88	20 - 24
25 - 29	562	308	254	25 - 29	25 - 29	7.78	8.32	7.20	25 - 29
30 - 34	499	264	235	30 - 34	30 - 34	6.90	7.13	6.66	30 - 34
35 - 39	510	255	255	35 - 39	35 - 39	7.06	6.89	7.23	35 - 39
40 - 44	548	292	256	40 - 44	40 - 44	7.58	7.89	7.26	40 - 44
45 - 49	492	250	242	45 - 49	45 - 49	6.81	6.75	6.86	45 - 49
50 - 54	428	235	193	50 - 54	50 - 54	5.92	6.35	5.47	50 - 54
55 - 59	318	165	153	55 - 59	55 - 59	4.40	4.46	4.34	55 - 59
60 - 64	283	145	138	60 - 64	60 - 64	3.92	3.92	3.91	60 - 64
65 - 69	310	148	162	65 - 69	65 - 69	4.29	4.00	4.59	65 - 69
70 - 74	274	130	144	70 - 74	70 - 74	3.79	3.51	4.08	70 - 74
75 - 79	178	71	107	75 - 79	75 - 79	2.46	1.92	3.03	75 - 79
80 - 84	84	31	53	80 - 84	80 - 84	1.16	0.84	1.50	80 - 84
85 i pove}e	47	14	33	85 and more	85 i pove}e	0.65	0.38	0.94	85 and more
Nepoznato	3	-	3	Unknown	Nepoznato	0.04	-	0.09	Unknown

Kavadarci				Kavadarci					
Voзраст	Sé	Ma`i	@eni	Age	Voзраст	Sé	Ma`i	@eni	Age
	All	Male	Female			All	Male	Female	
Vkupno	38391	19463	18928	Total	Vkupno	100.00	100.00	100.00	Total
0 - 4	2061	1087	974	0 - 4	0 - 4	5.37	5.58	5.15	0 - 4
5 - 9	2339	1216	1123	5 - 9	5 - 9	6.09	6.25	5.93	5 - 9
10 - 14	2645	1367	1278	10 - 14	10 - 14	6.89	7.02	6.75	10 - 14
15 - 19	3143	1631	1512	15 - 19	15 - 19	8.19	8.38	7.99	15 - 19
20 - 24	3007	1529	1478	20 - 24	20 - 24	7.83	7.86	7.81	20 - 24
25 - 29	2746	1411	1335	25 - 29	25 - 29	7.15	7.25	7.05	25 - 29
30 - 34	2814	1452	1362	30 - 34	30 - 34	7.33	7.46	7.20	30 - 34
35 - 39	2932	1551	1381	35 - 39	35 - 39	7.64	7.97	7.30	35 - 39
40 - 44	3042	1577	1465	40 - 44	40 - 44	7.92	8.10	7.74	40 - 44
45 - 49	3094	1584	1510	45 - 49	45 - 49	8.06	8.14	7.98	45 - 49
50 - 54	2795	1444	1351	50 - 54	50 - 54	7.28	7.42	7.14	50 - 54
55 - 59	1887	935	952	55 - 59	55 - 59	4.92	4.80	5.03	55 - 59
60 - 64	1920	896	1024	60 - 64	60 - 64	5.00	4.60	5.41	60 - 64
65 - 69	1691	813	878	65 - 69	65 - 69	4.40	4.18	4.64	65 - 69
70 - 74	1124	499	625	70 - 74	70 - 74	2.93	2.56	3.30	70 - 74
75 - 79	717	278	439	75 - 79	75 - 79	1.87	1.43	2.32	75 - 79
80 - 84	340	152	188	80 - 84	80 - 84	0.89	0.78	0.99	80 - 84
85 i pove}e	91	41	50	85 and more	85 i pove}e	0.24	0.21	0.26	85 and more
Nepoznato	3	-	3	Unknown	Nepoznato	0.01	-	0.02	Unknown

Tabel a 3:

Vkupno naseljeni na Republika Makedonija spored petgodišni grupi na voзраст, po pol  
Table 3: Total population of the Republic of Macedonia according to five-years age groups, by sex

Kamewane  
Kamenjane

Voзраст	Sé	Ma`i	@eni	Age	Voзраст	Sé	Ma`i	@eni	Age
	All	Male	Female			All	Male	Female	
Vkupno	14442	7285	7157	Total	Vkupno	100.00	100.00	100.00	Total
0 - 4	1075	574	501	0 - 4	0 - 4	7.44	7.88	7.00	0 - 4
5 - 9	1322	680	642	5 - 9	5 - 9	9.15	9.33	8.97	5 - 9
10 - 14	1468	784	684	10 - 14	10 - 14	10.16	10.76	9.56	10 - 14
15 - 19	1347	682	665	15 - 19	15 - 19	9.33	9.36	9.29	15 - 19
20 - 24	1334	710	624	20 - 24	20 - 24	9.24	9.75	8.72	20 - 24
25 - 29	1234	622	612	25 - 29	25 - 29	8.54	8.54	8.55	25 - 29
30 - 34	1209	606	603	30 - 34	30 - 34	8.37	8.32	8.43	30 - 34
35 - 39	1128	575	553	35 - 39	35 - 39	7.81	7.89	7.73	35 - 39
40 - 44	1027	468	559	40 - 44	40 - 44	7.11	6.42	7.81	40 - 44
45 - 49	710	364	346	45 - 49	45 - 49	4.92	5.00	4.83	45 - 49
50 - 54	610	272	338	50 - 54	50 - 54	4.22	3.73	4.72	50 - 54
55 - 59	510	243	267	55 - 59	55 - 59	3.53	3.34	3.73	55 - 59
60 - 64	422	221	201	60 - 64	60 - 64	2.92	3.03	2.81	60 - 64
65 - 69	400	191	209	65 - 69	65 - 69	2.77	2.62	2.92	65 - 69
70 - 74	330	158	172	70 - 74	70 - 74	2.29	2.17	2.40	70 - 74
75 - 79	192	87	105	75 - 79	75 - 79	1.33	1.19	1.47	75 - 79
80 - 84	69	31	38	80 - 84	80 - 84	0.48	0.43	0.53	80 - 84
85 i pove}e	40	13	27	85 and more	85 i pove}e	0.28	0.18	0.38	85 and more
Nepoznato	15	4	11	Unknown	Nepoznato	0.10	0.05	0.15	Unknown

Karbi nci  
Karbinci

Voзраст	Sé	Ma`i	@eni	Age	Voзраст	Sé	Ma`i	@eni	Age
	All	Male	Female			All	Male	Female	
Vkupno	4012	2034	1978	Total	Vkupno	100.00	100.00	100.00	Total
0 - 4	267	122	145	0 - 4	0 - 4	6.66	6.00	7.33	0 - 4
5 - 9	280	141	139	5 - 9	5 - 9	6.98	6.93	7.03	5 - 9
10 - 14	340	161	179	10 - 14	10 - 14	8.47	7.92	9.05	10 - 14
15 - 19	288	157	131	15 - 19	15 - 19	7.18	7.72	6.62	15 - 19
20 - 24	274	146	128	20 - 24	20 - 24	6.83	7.18	6.47	20 - 24
25 - 29	242	121	121	25 - 29	25 - 29	6.03	5.95	6.12	25 - 29
30 - 34	287	165	122	30 - 34	30 - 34	7.15	8.11	6.17	30 - 34
35 - 39	286	156	130	35 - 39	35 - 39	7.13	7.67	6.57	35 - 39
40 - 44	263	149	114	40 - 44	40 - 44	6.56	7.33	5.76	40 - 44
45 - 49	224	128	96	45 - 49	45 - 49	5.58	6.29	4.85	45 - 49
50 - 54	198	104	94	50 - 54	50 - 54	4.94	5.11	4.75	50 - 54
55 - 59	169	78	91	55 - 59	55 - 59	4.21	3.83	4.60	55 - 59
60 - 64	232	105	127	60 - 64	60 - 64	5.78	5.16	6.42	60 - 64
65 - 69	265	119	146	65 - 69	65 - 69	6.61	5.85	7.38	65 - 69
70 - 74	196	89	107	70 - 74	70 - 74	4.89	4.38	5.41	70 - 74
75 - 79	122	55	67	75 - 79	75 - 79	3.04	2.70	3.39	75 - 79
80 - 84	57	30	27	80 - 84	80 - 84	1.42	1.47	1.37	80 - 84
85 i pove}e	21	7	14	85 and more	85 i pove}e	0.52	0.34	0.71	85 and more
Nepoznato	1	1	-	Unknown	Nepoznato	0.02	0.05	-	Unknown

Tabela 3:

Vkupno naseljeni na Republika Makedonija spored petgodišni grupi na voзраст, po pol  
Table 3: Total population of the Republic of Macedonia according to five-years age groups, by sex

Ki-evo  
Ki-evo

Voзраст	Sé Ma`i @eni			Age	Voзраст	Sé Ma`i @eni			Age
	All	Male	Female			All	Male	Female	
Vkupno	30138	15143	14995	Total	Vkupno	100.00	100.00	100.00	Total
0 - 4	1782	940	842	0 - 4	0 - 4	5.91	6.21	5.62	0 - 4
5 - 9	2247	1139	1108	5 - 9	5 - 9	7.46	7.52	7.39	5 - 9
10 - 14	2495	1260	1235	10 - 14	10 - 14	8.28	8.32	8.24	10 - 14
15 - 19	2703	1395	1308	15 - 19	15 - 19	8.97	9.21	8.72	15 - 19
20 - 24	2559	1318	1241	20 - 24	20 - 24	8.49	8.70	8.28	20 - 24
25 - 29	2270	1153	1117	25 - 29	25 - 29	7.53	7.61	7.45	25 - 29
30 - 34	2210	1103	1107	30 - 34	30 - 34	7.33	7.28	7.38	30 - 34
35 - 39	2228	1128	1100	35 - 39	35 - 39	7.39	7.45	7.34	35 - 39
40 - 44	2369	1168	1201	40 - 44	40 - 44	7.86	7.71	8.01	40 - 44
45 - 49	2300	1228	1072	45 - 49	45 - 49	7.63	8.11	7.15	45 - 49
50 - 54	1898	947	951	50 - 54	50 - 54	6.30	6.25	6.34	50 - 54
55 - 59	1284	644	640	55 - 59	55 - 59	4.26	4.25	4.27	55 - 59
60 - 64	1205	566	639	60 - 64	60 - 64	4.00	3.74	4.26	60 - 64
65 - 69	1026	471	555	65 - 69	65 - 69	3.40	3.11	3.70	65 - 69
70 - 74	799	381	418	70 - 74	70 - 74	2.65	2.52	2.79	70 - 74
75 - 79	437	175	262	75 - 79	75 - 79	1.45	1.16	1.75	75 - 79
80 - 84	216	87	129	80 - 84	80 - 84	0.72	0.57	0.86	80 - 84
85 i pove}e	101	38	63	85 and more	85 i pove}e	0.34	0.25	0.42	85 and more
Nepoznato	9	2	7	Unknown	Nepoznato	0.03	0.01	0.05	Unknown

KI e-evce  
Kle-evce

Voзраст	Sé Ma`i @eni			Age	Voзраст	Sé Ma`i @eni			Age
	All	Male	Female			All	Male	Female	
Vkupno	1609	837	772	Total	Vkupno	100.00	100.00	100.00	Total
0 - 4	66	31	35	0 - 4	0 - 4	4.10	3.70	4.53	0 - 4
5 - 9	61	30	31	5 - 9	5 - 9	3.79	3.58	4.02	5 - 9
10 - 14	65	34	31	10 - 14	10 - 14	4.04	4.06	4.02	10 - 14
15 - 19	68	34	34	15 - 19	15 - 19	4.23	4.06	4.40	15 - 19
20 - 24	86	46	40	20 - 24	20 - 24	5.34	5.50	5.18	20 - 24
25 - 29	87	52	35	25 - 29	25 - 29	5.41	6.21	4.53	25 - 29
30 - 34	83	55	28	30 - 34	30 - 34	5.16	6.57	3.63	30 - 34
35 - 39	66	41	25	35 - 39	35 - 39	4.10	4.90	3.24	35 - 39
40 - 44	75	46	29	40 - 44	40 - 44	4.66	5.50	3.76	40 - 44
45 - 49	75	37	38	45 - 49	45 - 49	4.66	4.42	4.92	45 - 49
50 - 54	100	55	45	50 - 54	50 - 54	6.22	6.57	5.83	50 - 54
55 - 59	84	47	37	55 - 59	55 - 59	5.22	5.62	4.79	55 - 59
60 - 64	128	60	68	60 - 64	60 - 64	7.96	7.17	8.81	60 - 64
65 - 69	161	84	77	65 - 69	65 - 69	10.01	10.04	9.97	65 - 69
70 - 74	162	85	77	70 - 74	70 - 74	10.07	10.16	9.97	70 - 74
75 - 79	134	55	79	75 - 79	75 - 79	8.33	6.57	10.23	75 - 79
80 - 84	68	30	38	80 - 84	80 - 84	4.23	3.58	4.92	80 - 84
85 i pove}e	31	12	19	85 and more	85 i pove}e	1.93	1.43	2.46	85 and more
Nepoznato	9	3	6	Unknown	Nepoznato	0.56	0.36	0.78	Unknown



Tabel a 3:

Vkupno naseljeni na Republika Makedonija spored petgodišni grupi na voзраст, po pol  
Table 3: Total population of the Republic of Macedonia according to five-years age groups, by sex

				Kondovo Kondovo							
Voзраст	Sé	Ma`i	@eni	Age	Voзраст	Sé	Ma`i	@eni	Age		
	All	Male	Female			All	Male	Female			
Vkupno	11155	5700	5455	Total	Vkupno	100.00	100.00	100.00	Total		
0 - 4	952	508	444	0 - 4	0 - 4	8.53	8.91	8.14	0 - 4		
5 - 9	1117	578	539	5 - 9	5 - 9	10.01	10.14	9.88	5 - 9		
10 - 14	1223	611	612	10 - 14	10 - 14	10.96	10.72	11.22	10 - 14		
15 - 19	1064	559	505	15 - 19	15 - 19	9.54	9.81	9.26	15 - 19		
20 - 24	1017	552	465	20 - 24	20 - 24	9.12	9.68	8.52	20 - 24		
25 - 29	993	499	494	25 - 29	25 - 29	8.90	8.75	9.06	25 - 29		
30 - 34	937	475	462	30 - 34	30 - 34	8.40	8.33	8.47	30 - 34		
35 - 39	850	440	410	35 - 39	35 - 39	7.62	7.72	7.52	35 - 39		
40 - 44	785	373	412	40 - 44	40 - 44	7.04	6.54	7.55	40 - 44		
45 - 49	558	279	279	45 - 49	45 - 49	5.00	4.89	5.11	45 - 49		
50 - 54	410	217	193	50 - 54	50 - 54	3.68	3.81	3.54	50 - 54		
55 - 59	318	148	170	55 - 59	55 - 59	2.85	2.60	3.12	55 - 59		
60 - 64	279	144	135	60 - 64	60 - 64	2.50	2.53	2.47	60 - 64		
65 - 69	236	109	127	65 - 69	65 - 69	2.12	1.91	2.33	65 - 69		
70 - 74	200	106	94	70 - 74	70 - 74	1.79	1.86	1.72	70 - 74		
75 - 79	102	48	54	75 - 79	75 - 79	0.91	0.84	0.99	75 - 79		
80 - 84	50	31	19	80 - 84	80 - 84	0.45	0.54	0.35	80 - 84		
85 i pove}e	52	19	33	85 and more	85 i pove}e	0.47	0.33	0.60	85 and more		
Nepoznato	12	4	8	Unknown	Nepoznato	0.11	0.07	0.15	Unknown		

				Konopi { te Konopi{te							
Voзраст	Sé	Ma`i	@eni	Age	Voзраст	Sé	Ma`i	@eni	Age		
	All	Male	Female			All	Male	Female			
Vkupno	350	188	162	Total	Vkupno	100.00	100.00	100.00	Total		
0 - 4	3	1	2	0 - 4	0 - 4	0.86	0.53	1.23	0 - 4		
5 - 9	5	4	1	5 - 9	5 - 9	1.43	2.13	0.62	5 - 9		
10 - 14	3	2	1	10 - 14	10 - 14	0.86	1.06	0.62	10 - 14		
15 - 19	4	3	1	15 - 19	15 - 19	1.14	1.60	0.62	15 - 19		
20 - 24	12	9	3	20 - 24	20 - 24	3.43	4.79	1.85	20 - 24		
25 - 29	12	11	1	25 - 29	25 - 29	3.43	5.85	0.62	25 - 29		
30 - 34	13	11	2	30 - 34	30 - 34	3.71	5.85	1.23	30 - 34		
35 - 39	14	11	3	35 - 39	35 - 39	4.00	5.85	1.85	35 - 39		
40 - 44	13	7	6	40 - 44	40 - 44	3.71	3.72	3.70	40 - 44		
45 - 49	18	10	8	45 - 49	45 - 49	5.14	5.32	4.94	45 - 49		
50 - 54	24	12	12	50 - 54	50 - 54	6.86	6.38	7.41	50 - 54		
55 - 59	26	10	16	55 - 59	55 - 59	7.43	5.32	9.88	55 - 59		
60 - 64	51	24	27	60 - 64	60 - 64	14.57	12.77	16.67	60 - 64		
65 - 69	45	22	23	65 - 69	65 - 69	12.86	11.70	14.20	65 - 69		
70 - 74	48	19	29	70 - 74	70 - 74	13.71	10.11	17.90	70 - 74		
75 - 79	38	21	17	75 - 79	75 - 79	10.86	11.17	10.49	75 - 79		
80 - 84	14	6	8	80 - 84	80 - 84	4.00	3.19	4.94	80 - 84		
85 i pove}e	7	5	2	85 and more	85 i pove}e	2.00	2.66	1.23	85 and more		
Nepoznato	-	-	-	Unknown	Nepoznato	-	-	-	Unknown		

Tabela 3:

Vkupno naseljeni na Republika Makedonija spored petgodišni grupi na voзраст, po pol  
Table 3: Total population of the Republic of Macedonia according to five-years age groups, by sex

Voзраст	Sé Ma`i @eni			Age	Voзраст	Sé Ma`i @eni			Age
	All	Male	Female			All	Male	Female	
Vkupno	3536	1886	1650	Total	Vkupno	100.00	100.00	100.00	Total
0 - 4	247	137	110	0 - 4	0 - 4	6.99	7.26	6.67	0 - 4
5 - 9	252	124	128	5 - 9	5 - 9	7.13	6.57	7.76	5 - 9
10 - 14	260	129	131	10 - 14	10 - 14	7.35	6.84	7.94	10 - 14
15 - 19	282	130	152	15 - 19	15 - 19	7.98	6.89	9.21	15 - 19
20 - 24	280	169	111	20 - 24	20 - 24	7.92	8.96	6.73	20 - 24
25 - 29	312	177	135	25 - 29	25 - 29	8.82	9.38	8.18	25 - 29
30 - 34	275	164	111	30 - 34	30 - 34	7.78	8.70	6.73	30 - 34
35 - 39	227	147	80	35 - 39	35 - 39	6.42	7.79	4.85	35 - 39
40 - 44	222	133	89	40 - 44	40 - 44	6.28	7.05	5.39	40 - 44
45 - 49	216	109	107	45 - 49	45 - 49	6.11	5.78	6.48	45 - 49
50 - 54	216	103	113	50 - 54	50 - 54	6.11	5.46	6.85	50 - 54
55 - 59	168	84	84	55 - 59	55 - 59	4.75	4.45	5.09	55 - 59
60 - 64	170	83	87	60 - 64	60 - 64	4.81	4.40	5.27	60 - 64
65 - 69	146	78	68	65 - 69	65 - 69	4.13	4.14	4.12	65 - 69
70 - 74	119	57	62	70 - 74	70 - 74	3.37	3.02	3.76	70 - 74
75 - 79	77	31	46	75 - 79	75 - 79	2.18	1.64	2.79	75 - 79
80 - 84	41	19	22	80 - 84	80 - 84	1.16	1.01	1.33	80 - 84
85 i pove}e	21	12	9	85 and more	85 i pove}e	0.59	0.64	0.55	85 and more
Nepoznato	5	-	5	Unknown	Nepoznato	0.14	-	0.30	Unknown

Voзраст	Sé Ma`i @eni			Age	Voзраст	Sé Ma`i @eni			Age
	All	Male	Female			All	Male	Female	
Vkupno	1369	695	674	Total	Vkupno	100.00	100.00	100.00	Total
0 - 4	50	25	25	0 - 4	0 - 4	3.65	3.60	3.71	0 - 4
5 - 9	67	37	30	5 - 9	5 - 9	4.89	5.32	4.45	5 - 9
10 - 14	84	46	38	10 - 14	10 - 14	6.14	6.62	5.64	10 - 14
15 - 19	97	48	49	15 - 19	15 - 19	7.09	6.91	7.27	15 - 19
20 - 24	77	51	26	20 - 24	20 - 24	5.62	7.34	3.86	20 - 24
25 - 29	67	36	31	25 - 29	25 - 29	4.89	5.18	4.60	25 - 29
30 - 34	76	39	37	30 - 34	30 - 34	5.55	5.61	5.49	30 - 34
35 - 39	86	43	43	35 - 39	35 - 39	6.28	6.19	6.38	35 - 39
40 - 44	104	62	42	40 - 44	40 - 44	7.60	8.92	6.23	40 - 44
45 - 49	83	40	43	45 - 49	45 - 49	6.06	5.76	6.38	45 - 49
50 - 54	70	33	37	50 - 54	50 - 54	5.11	4.75	5.49	50 - 54
55 - 59	59	30	29	55 - 59	55 - 59	4.31	4.32	4.30	55 - 59
60 - 64	91	44	47	60 - 64	60 - 64	6.65	6.33	6.97	60 - 64
65 - 69	120	58	62	65 - 69	65 - 69	8.77	8.35	9.20	65 - 69
70 - 74	105	42	63	70 - 74	70 - 74	7.67	6.04	9.35	70 - 74
75 - 79	89	43	46	75 - 79	75 - 79	6.50	6.19	6.82	75 - 79
80 - 84	31	12	19	80 - 84	80 - 84	2.26	1.73	2.82	80 - 84
85 i pove}e	13	6	7	85 and more	85 i pove}e	0.95	0.86	1.04	85 and more
Nepoznato	-	-	-	Unknown	Nepoznato	-	-	-	Unknown

Tabel a 3:

Vkupno naseljeni na Republika Makedonija spored petgodišni grupi na voзраст, po pol  
Table 3: Total population of the Republic of Macedonia according to five-years age groups, by sex

				Ko-ani Ko-ani							
Voзраст	Sé	Ma`i	@eni	Age	Voзраст	Sé	Ma`i	@eni	Age		
	All	Male	Female			All	Male	Female			
Vkupno	33689	16957	16732	Total	Vkupno	100.00	100.00	100.00	Total		
0 - 4	1944	992	952	0 - 4	0 - 4	5.77	5.85	5.69	0 - 4		
5 - 9	2085	1052	1033	5 - 9	5 - 9	6.19	6.20	6.17	5 - 9		
10 - 14	2420	1246	1174	10 - 14	10 - 14	7.18	7.35	7.02	10 - 14		
15 - 19	2602	1332	1270	15 - 19	15 - 19	7.72	7.86	7.59	15 - 19		
20 - 24	2626	1321	1305	20 - 24	20 - 24	7.79	7.79	7.80	20 - 24		
25 - 29	2512	1285	1227	25 - 29	25 - 29	7.46	7.58	7.33	25 - 29		
30 - 34	2407	1256	1151	30 - 34	30 - 34	7.14	7.41	6.88	30 - 34		
35 - 39	2432	1272	1160	35 - 39	35 - 39	7.22	7.50	6.93	35 - 39		
40 - 44	2585	1275	1310	40 - 44	40 - 44	7.67	7.52	7.83	40 - 44		
45 - 49	2742	1427	1315	45 - 49	45 - 49	8.14	8.42	7.86	45 - 49		
50 - 54	2509	1268	1241	50 - 54	50 - 54	7.45	7.48	7.42	50 - 54		
55 - 59	1900	961	939	55 - 59	55 - 59	5.64	5.67	5.61	55 - 59		
60 - 64	1579	724	855	60 - 64	60 - 64	4.69	4.27	5.11	60 - 64		
65 - 69	1476	705	771	65 - 69	65 - 69	4.38	4.16	4.61	65 - 69		
70 - 74	927	424	503	70 - 74	70 - 74	2.75	2.50	3.01	70 - 74		
75 - 79	570	253	317	75 - 79	75 - 79	1.69	1.49	1.89	75 - 79		
80 - 84	264	121	143	80 - 84	80 - 84	0.78	0.71	0.85	80 - 84		
85 i pove}e	99	40	59	85 and more	85 i pove}e	0.29	0.24	0.35	85 and more		
Nepoznato	10	3	7	Unknown	Nepoznato	0.03	0.02	0.04	Unknown		

				Kratovo Kratovo							
Voзраст	Sé	Ma`i	@eni	Age	Voзраст	Sé	Ma`i	@eni	Age		
	All	Male	Female			All	Male	Female			
Vkupno	10441	5327	5114	Total	Vkupno	100.00	100.00	100.00	Total		
0 - 4	478	247	231	0 - 4	0 - 4	4.58	4.64	4.52	0 - 4		
5 - 9	562	292	270	5 - 9	5 - 9	5.38	5.48	5.28	5 - 9		
10 - 14	732	387	345	10 - 14	10 - 14	7.01	7.26	6.75	10 - 14		
15 - 19	820	414	406	15 - 19	15 - 19	7.85	7.77	7.94	15 - 19		
20 - 24	761	398	363	20 - 24	20 - 24	7.29	7.47	7.10	20 - 24		
25 - 29	707	376	331	25 - 29	25 - 29	6.77	7.06	6.47	25 - 29		
30 - 34	646	340	306	30 - 34	30 - 34	6.19	6.38	5.98	30 - 34		
35 - 39	813	451	362	35 - 39	35 - 39	7.79	8.47	7.08	35 - 39		
40 - 44	891	517	374	40 - 44	40 - 44	8.53	9.71	7.31	40 - 44		
45 - 49	806	433	373	45 - 49	45 - 49	7.72	8.13	7.29	45 - 49		
50 - 54	726	364	362	50 - 54	50 - 54	6.95	6.83	7.08	50 - 54		
55 - 59	518	249	269	55 - 59	55 - 59	4.96	4.67	5.26	55 - 59		
60 - 64	512	225	287	60 - 64	60 - 64	4.90	4.22	5.61	60 - 64		
65 - 69	518	236	282	65 - 69	65 - 69	4.96	4.43	5.51	65 - 69		
70 - 74	389	153	236	70 - 74	70 - 74	3.73	2.87	4.61	70 - 74		
75 - 79	334	151	183	75 - 79	75 - 79	3.20	2.83	3.58	75 - 79		
80 - 84	170	73	97	80 - 84	80 - 84	1.63	1.37	1.90	80 - 84		
85 i pove}e	55	21	34	85 and more	85 i pove}e	0.53	0.39	0.66	85 and more		
Nepoznato	3	-	3	Unknown	Nepoznato	0.03	-	0.06	Unknown		

Tabela 3:

Vkupno naseljeni na Republika Makedonija spored petgodišni grupi na voзраст, po pol  
Table 3: Total population of the Republic of Macedonia according to five-years age groups, by sex

Kriva Palanka  
Kriva Palanka

Voзраст	Sé Ma`i @eni			Age	Voзраст	Sé Ma`i @eni			Age
	All	Male	Female			All	Male	Female	
Vkupno	20820	10727	10093	Total	Vkupno	100.00	100.00	100.00	Total
0 - 4	1021	566	455	0 - 4	0 - 4	4.90	5.28	4.51	0 - 4
5 - 9	1141	607	534	5 - 9	5 - 9	5.48	5.66	5.29	5 - 9
10 - 14	1548	786	762	10 - 14	10 - 14	7.44	7.33	7.55	10 - 14
15 - 19	1715	917	798	15 - 19	15 - 19	8.24	8.55	7.91	15 - 19
20 - 24	1745	949	796	20 - 24	20 - 24	8.38	8.85	7.89	20 - 24
25 - 29	1591	845	746	25 - 29	25 - 29	7.64	7.88	7.39	25 - 29
30 - 34	1365	711	654	30 - 34	30 - 34	6.56	6.63	6.48	30 - 34
35 - 39	1592	868	724	35 - 39	35 - 39	7.65	8.09	7.17	35 - 39
40 - 44	1696	920	776	40 - 44	40 - 44	8.15	8.58	7.69	40 - 44
45 - 49	1768	937	831	45 - 49	45 - 49	8.49	8.73	8.23	45 - 49
50 - 54	1587	837	750	50 - 54	50 - 54	7.62	7.80	7.43	50 - 54
55 - 59	1015	502	513	55 - 59	55 - 59	4.88	4.68	5.08	55 - 59
60 - 64	907	414	493	60 - 64	60 - 64	4.36	3.86	4.88	60 - 64
65 - 69	837	391	446	65 - 69	65 - 69	4.02	3.65	4.42	65 - 69
70 - 74	619	229	390	70 - 74	70 - 74	2.97	2.13	3.86	70 - 74
75 - 79	413	155	258	75 - 79	75 - 79	1.98	1.44	2.56	75 - 79
80 - 84	191	64	127	80 - 84	80 - 84	0.92	0.60	1.26	80 - 84
85 i pove}e	64	27	37	85 and more	85 i pove}e	0.31	0.25	0.37	85 and more
Nepoznato	5	2	3	Unknown	Nepoznato	0.02	0.02	0.03	Unknown

Krivoga{tani  
Krivoga{tani

Voзраст	Sé Ma`i @eni			Age	Voзраст	Sé Ma`i @eni			Age
	All	Male	Female			All	Male	Female	
Vkupno	6007	3160	2847	Total	Vkupno	100.00	100.00	100.00	Total
0 - 4	338	168	170	0 - 4	0 - 4	5.63	5.32	5.97	0 - 4
5 - 9	385	195	190	5 - 9	5 - 9	6.41	6.17	6.67	5 - 9
10 - 14	363	182	181	10 - 14	10 - 14	6.04	5.76	6.36	10 - 14
15 - 19	386	209	177	15 - 19	15 - 19	6.43	6.61	6.22	15 - 19
20 - 24	394	212	182	20 - 24	20 - 24	6.56	6.71	6.39	20 - 24
25 - 29	408	205	203	25 - 29	25 - 29	6.79	6.49	7.13	25 - 29
30 - 34	407	227	180	30 - 34	30 - 34	6.78	7.18	6.32	30 - 34
35 - 39	399	242	157	35 - 39	35 - 39	6.64	7.66	5.51	35 - 39
40 - 44	382	233	149	40 - 44	40 - 44	6.36	7.37	5.23	40 - 44
45 - 49	414	234	180	45 - 49	45 - 49	6.89	7.41	6.32	45 - 49
50 - 54	356	197	159	50 - 54	50 - 54	5.93	6.23	5.58	50 - 54
55 - 59	290	146	144	55 - 59	55 - 59	4.83	4.62	5.06	55 - 59
60 - 64	382	204	178	60 - 64	60 - 64	6.36	6.46	6.25	60 - 64
65 - 69	404	193	211	65 - 69	65 - 69	6.73	6.11	7.41	65 - 69
70 - 74	322	154	168	70 - 74	70 - 74	5.36	4.87	5.90	70 - 74
75 - 79	221	91	130	75 - 79	75 - 79	3.68	2.88	4.57	75 - 79
80 - 84	110	49	61	80 - 84	80 - 84	1.83	1.55	2.14	80 - 84
85 i pove}e	42	19	23	85 and more	85 i pove}e	0.70	0.60	0.81	85 and more
Nepoznato	4	-	4	Unknown	Nepoznato	0.07	-	0.14	Unknown

Tabel a 3:

Vkupno naseljeni na Republika Makedonija spored petgodišni grupi na voзраст, po pol  
Table 3: Total population of the Republic of Macedonia according to five-years age groups, by sex

Kruševo  
Kruševo

Voзраст	Sé	Ma`i	@eni	Age	Voзраст	Sé	Ma`i	@eni	Age
	All	Male	Female			All	Male	Female	
Vkupno	9684	4918	4766	Total	Vkupno	100.00	100.00	100.00	Total
0 - 4	562	308	254	0 - 4	0 - 4	5.80	6.26	5.33	0 - 4
5 - 9	670	330	340	5 - 9	5 - 9	6.92	6.71	7.13	5 - 9
10 - 14	745	374	371	10 - 14	10 - 14	7.69	7.60	7.78	10 - 14
15 - 19	683	352	331	15 - 19	15 - 19	7.05	7.16	6.95	15 - 19
20 - 24	706	386	320	20 - 24	20 - 24	7.29	7.85	6.71	20 - 24
25 - 29	653	335	318	25 - 29	25 - 29	6.74	6.81	6.67	25 - 29
30 - 34	619	331	288	30 - 34	30 - 34	6.39	6.73	6.04	30 - 34
35 - 39	691	375	316	35 - 39	35 - 39	7.14	7.63	6.63	35 - 39
40 - 44	658	354	304	40 - 44	40 - 44	6.79	7.20	6.38	40 - 44
45 - 49	657	330	327	45 - 49	45 - 49	6.78	6.71	6.86	45 - 49
50 - 54	603	330	273	50 - 54	50 - 54	6.23	6.71	5.73	50 - 54
55 - 59	524	258	266	55 - 59	55 - 59	5.41	5.25	5.58	55 - 59
60 - 64	483	221	262	60 - 64	60 - 64	4.99	4.49	5.50	60 - 64
65 - 69	520	225	295	65 - 69	65 - 69	5.37	4.58	6.19	65 - 69
70 - 74	411	201	210	70 - 74	70 - 74	4.24	4.09	4.41	70 - 74
75 - 79	294	121	173	75 - 79	75 - 79	3.04	2.46	3.63	75 - 79
80 - 84	133	61	72	80 - 84	80 - 84	1.37	1.24	1.51	80 - 84
85 i pove}e	65	26	39	85 and more	85 i pove}e	0.67	0.53	0.82	85 and more
Nepoznato	7	-	7	Unknown	Nepoznato	0.07	-	0.15	Unknown

Kukliš  
Kukliš

Voзраст	Sé	Ma`i	@eni	Age	Voзраст	Sé	Ma`i	@eni	Age
	All	Male	Female			All	Male	Female	
Vkupno	4449	2322	2127	Total	Vkupno	100.00	100.00	100.00	Total
0 - 4	264	132	132	0 - 4	0 - 4	5.93	5.68	6.21	0 - 4
5 - 9	292	135	157	5 - 9	5 - 9	6.56	5.81	7.38	5 - 9
10 - 14	312	158	154	10 - 14	10 - 14	7.01	6.80	7.24	10 - 14
15 - 19	363	187	176	15 - 19	15 - 19	8.16	8.05	8.27	15 - 19
20 - 24	344	197	147	20 - 24	20 - 24	7.73	8.48	6.91	20 - 24
25 - 29	331	196	135	25 - 29	25 - 29	7.44	8.44	6.35	25 - 29
30 - 34	333	184	149	30 - 34	30 - 34	7.48	7.92	7.01	30 - 34
35 - 39	351	204	147	35 - 39	35 - 39	7.89	8.79	6.91	35 - 39
40 - 44	333	192	141	40 - 44	40 - 44	7.48	8.27	6.63	40 - 44
45 - 49	325	169	156	45 - 49	45 - 49	7.31	7.28	7.33	45 - 49
50 - 54	293	146	147	50 - 54	50 - 54	6.59	6.29	6.91	50 - 54
55 - 59	200	105	95	55 - 59	55 - 59	4.50	4.52	4.47	55 - 59
60 - 64	211	109	102	60 - 64	60 - 64	4.74	4.69	4.80	60 - 64
65 - 69	187	81	106	65 - 69	65 - 69	4.20	3.49	4.98	65 - 69
70 - 74	168	84	84	70 - 74	70 - 74	3.78	3.62	3.95	70 - 74
75 - 79	83	27	56	75 - 79	75 - 79	1.87	1.16	2.63	75 - 79
80 - 84	37	10	27	80 - 84	80 - 84	0.83	0.43	1.27	80 - 84
85 i pove}e	22	6	16	85 and more	85 i pove}e	0.49	0.26	0.75	85 and more
Nepoznato	-	-	-	Unknown	Nepoznato	-	-	-	Unknown

Tabela 3:

Vkupno naseljeni na Republika Makedonija spored petgodišni grupi na voзраст, po pol  
Table 3: Total population of the Republic of Macedonia according to five-years age groups, by sex

				Kukure-ani Kukure-ani							
Voзраст	Sé	Ma`i	@eni	Age	Voзраст	Sé	Ma`i	@eni	Age		
	All	Male	Female			All	Male	Female			
Vkupno	2511	1318	1193	Total	Vkupno	100.00	100.00	100.00	Total		
0 - 4	119	57	62	0 - 4	0 - 4	4.74	4.32	5.20	0 - 4		
5 - 9	134	66	68	5 - 9	5 - 9	5.34	5.01	5.70	5 - 9		
10 - 14	156	89	67	10 - 14	10 - 14	6.21	6.75	5.62	10 - 14		
15 - 19	157	79	78	15 - 19	15 - 19	6.25	5.99	6.54	15 - 19		
20 - 24	175	90	85	20 - 24	20 - 24	6.97	6.83	7.12	20 - 24		
25 - 29	140	84	56	25 - 29	25 - 29	5.58	6.37	4.69	25 - 29		
30 - 34	140	79	61	30 - 34	30 - 34	5.58	5.99	5.11	30 - 34		
35 - 39	185	98	87	35 - 39	35 - 39	7.37	7.44	7.29	35 - 39		
40 - 44	156	98	58	40 - 44	40 - 44	6.21	7.44	4.86	40 - 44		
45 - 49	182	97	85	45 - 49	45 - 49	7.25	7.36	7.12	45 - 49		
50 - 54	129	71	58	50 - 54	50 - 54	5.14	5.39	4.86	50 - 54		
55 - 59	106	59	47	55 - 59	55 - 59	4.22	4.48	3.94	55 - 59		
60 - 64	154	79	75	60 - 64	60 - 64	6.13	5.99	6.29	60 - 64		
65 - 69	190	96	94	65 - 69	65 - 69	7.57	7.28	7.88	65 - 69		
70 - 74	170	79	91	70 - 74	70 - 74	6.77	5.99	7.63	70 - 74		
75 - 79	138	61	77	75 - 79	75 - 79	5.50	4.63	6.45	75 - 79		
80 - 84	63	26	37	80 - 84	80 - 84	2.51	1.97	3.10	80 - 84		
85 i pove}e	15	8	7	85 and more	85 i pove}e	0.60	0.61	0.59	85 and more		
Nepoznato	2	2	-	Unknown	Nepoznato	0.08	0.15	-	Unknown		

				Kumanovo Kumanovo							
Voзраст	Sé	Ma`i	@eni	Age	Voзраст	Sé	Ma`i	@eni	Age		
	All	Male	Female			All	Male	Female			
Vkupno	103205	51961	51244	Total	Vkupno	100.00	100.00	100.00	Total		
0 - 4	6773	3510	3263	0 - 4	0 - 4	6.56	6.76	6.37	0 - 4		
5 - 9	7693	3987	3706	5 - 9	5 - 9	7.45	7.67	7.23	5 - 9		
10 - 14	8434	4342	4092	10 - 14	10 - 14	8.17	8.36	7.99	10 - 14		
15 - 19	8511	4296	4215	15 - 19	15 - 19	8.25	8.27	8.23	15 - 19		
20 - 24	8633	4363	4270	20 - 24	20 - 24	8.36	8.40	8.33	20 - 24		
25 - 29	8298	4246	4052	25 - 29	25 - 29	8.04	8.17	7.91	25 - 29		
30 - 34	7464	3705	3759	30 - 34	30 - 34	7.23	7.13	7.34	30 - 34		
35 - 39	7584	3810	3774	35 - 39	35 - 39	7.35	7.33	7.36	35 - 39		
40 - 44	7368	3789	3579	40 - 44	40 - 44	7.14	7.29	6.98	40 - 44		
45 - 49	7405	3829	3576	45 - 49	45 - 49	7.18	7.37	6.98	45 - 49		
50 - 54	6524	3288	3236	50 - 54	50 - 54	6.32	6.33	6.31	50 - 54		
55 - 59	4636	2322	2314	55 - 59	55 - 59	4.49	4.47	4.52	55 - 59		
60 - 64	4273	2100	2173	60 - 64	60 - 64	4.14	4.04	4.24	60 - 64		
65 - 69	4044	1931	2113	65 - 69	65 - 69	3.92	3.72	4.12	65 - 69		
70 - 74	2702	1220	1482	70 - 74	70 - 74	2.62	2.35	2.89	70 - 74		
75 - 79	1629	694	935	75 - 79	75 - 79	1.58	1.34	1.82	75 - 79		
80 - 84	834	361	473	80 - 84	80 - 84	0.81	0.69	0.92	80 - 84		
85 i pove}e	349	157	192	85 and more	85 i pove}e	0.34	0.30	0.37	85 and more		
Nepoznato	51	11	40	Unknown	Nepoznato	0.05	0.02	0.08	Unknown		

Tabel a 3:

Vkupno naseljeni na Republika Makedonija spored petgodišni grupi na voзраст, po pol  
Table 3: Total population of the Republic of Macedonia according to five-years age groups, by sex

Labuniština  
Labuniština

Voзраст	Sé	Ma`i	@eni	Age	Voзраст	Sé	Ma`i	@eni	Age
	All	Male	Female			All	Male	Female	
Vkupno	8935	4236	4699	Total	Vkupno	100.00	100.00	100.00	Total
0 - 4	865	423	442	0 - 4	0 - 4	9.68	9.99	9.41	0 - 4
5 - 9	961	486	475	5 - 9	5 - 9	10.76	11.47	10.11	5 - 9
10 - 14	955	485	470	10 - 14	10 - 14	10.69	11.45	10.00	10 - 14
15 - 19	870	435	435	15 - 19	15 - 19	9.74	10.27	9.26	15 - 19
20 - 24	843	404	439	20 - 24	20 - 24	9.43	9.54	9.34	20 - 24
25 - 29	733	328	405	25 - 29	25 - 29	8.20	7.74	8.62	25 - 29
30 - 34	682	319	363	30 - 34	30 - 34	7.63	7.53	7.73	30 - 34
35 - 39	650	296	354	35 - 39	35 - 39	7.27	6.99	7.53	35 - 39
40 - 44	598	262	336	40 - 44	40 - 44	6.69	6.19	7.15	40 - 44
45 - 49	425	198	227	45 - 49	45 - 49	4.76	4.67	4.83	45 - 49
50 - 54	304	133	171	50 - 54	50 - 54	3.40	3.14	3.64	50 - 54
55 - 59	266	109	157	55 - 59	55 - 59	2.98	2.57	3.34	55 - 59
60 - 64	221	104	117	60 - 64	60 - 64	2.47	2.46	2.49	60 - 64
65 - 69	236	115	121	65 - 69	65 - 69	2.64	2.71	2.58	65 - 69
70 - 74	161	77	84	70 - 74	70 - 74	1.80	1.82	1.79	70 - 74
75 - 79	102	39	63	75 - 79	75 - 79	1.14	0.92	1.34	75 - 79
80 - 84	42	15	27	80 - 84	80 - 84	0.47	0.35	0.57	80 - 84
85 i pove}e	16	8	8	85 and more	85 i pove}e	0.18	0.19	0.17	85 and more
Nepoznato	5	-	5	Unknown	Nepoznato	0.06	-	0.11	Unknown

Lipkovo  
Lipkovo

Voзраст	Sé	Ma`i	@eni	Age	Voзраст	Sé	Ma`i	@eni	Age
	All	Male	Female			All	Male	Female	
Vkupno	27058	13759	13299	Total	Vkupno	100.00	100.00	100.00	Total
0 - 4	2656	1401	1255	0 - 4	0 - 4	9.82	10.18	9.44	0 - 4
5 - 9	3218	1684	1534	5 - 9	5 - 9	11.89	12.24	11.53	5 - 9
10 - 14	2984	1511	1473	10 - 14	10 - 14	11.03	10.98	11.08	10 - 14
15 - 19	2436	1290	1146	15 - 19	15 - 19	9.00	9.38	8.62	15 - 19
20 - 24	2079	1086	993	20 - 24	20 - 24	7.68	7.89	7.47	20 - 24
25 - 29	2063	1061	1002	25 - 29	25 - 29	7.62	7.71	7.53	25 - 29
30 - 34	2289	1170	1119	30 - 34	30 - 34	8.46	8.50	8.41	30 - 34
35 - 39	2117	1052	1065	35 - 39	35 - 39	7.82	7.65	8.01	35 - 39
40 - 44	1694	823	871	40 - 44	40 - 44	6.26	5.98	6.55	40 - 44
45 - 49	1281	625	656	45 - 49	45 - 49	4.73	4.54	4.93	45 - 49
50 - 54	899	421	478	50 - 54	50 - 54	3.32	3.06	3.59	50 - 54
55 - 59	906	456	450	55 - 59	55 - 59	3.35	3.31	3.38	55 - 59
60 - 64	883	463	420	60 - 64	60 - 64	3.26	3.37	3.16	60 - 64
65 - 69	654	325	329	65 - 69	65 - 69	2.42	2.36	2.47	65 - 69
70 - 74	423	201	222	70 - 74	70 - 74	1.56	1.46	1.67	70 - 74
75 - 79	231	100	131	75 - 79	75 - 79	0.85	0.73	0.99	75 - 79
80 - 84	108	51	57	80 - 84	80 - 84	0.40	0.37	0.43	80 - 84
85 i pove}e	81	24	57	85 and more	85 i pove}e	0.30	0.17	0.43	85 and more
Nepoznato	56	15	41	Unknown	Nepoznato	0.21	0.11	0.31	Unknown

Tabela 3:

Vkupno naseljeni na Republika Makedonija spored petgodišni grupi na voзраст, po pol  
Table 3: Total population of the Republic of Macedonia according to five-years age groups, by sex

Lozovo  
Lozovo

Voзраст	Sé Ma`i @eni			Age	Voзраст	Sé Ma`i @eni			Age
	All	Male	Female			All	Male	Female	
Vkupno	2858	1504	1354	Total	Vkupno	100.00	100.00	100.00	Total
0 - 4	132	68	64	0 - 4	0 - 4	4.62	4.52	4.73	0 - 4
5 - 9	168	95	73	5 - 9	5 - 9	5.88	6.32	5.39	5 - 9
10 - 14	193	92	101	10 - 14	10 - 14	6.75	6.12	7.46	10 - 14
15 - 19	249	134	115	15 - 19	15 - 19	8.71	8.91	8.49	15 - 19
20 - 24	203	118	85	20 - 24	20 - 24	7.10	7.85	6.28	20 - 24
25 - 29	210	121	89	25 - 29	25 - 29	7.35	8.05	6.57	25 - 29
30 - 34	186	113	73	30 - 34	30 - 34	6.51	7.51	5.39	30 - 34
35 - 39	246	142	104	35 - 39	35 - 39	8.61	9.44	7.68	35 - 39
40 - 44	210	139	71	40 - 44	40 - 44	7.35	9.24	5.24	40 - 44
45 - 49	195	95	100	45 - 49	45 - 49	6.82	6.32	7.39	45 - 49
50 - 54	166	87	79	50 - 54	50 - 54	5.81	5.78	5.83	50 - 54
55 - 59	140	64	76	55 - 59	55 - 59	4.90	4.26	5.61	55 - 59
60 - 64	184	70	114	60 - 64	60 - 64	6.44	4.65	8.42	60 - 64
65 - 69	170	70	100	65 - 69	65 - 69	5.95	4.65	7.39	65 - 69
70 - 74	113	58	55	70 - 74	70 - 74	3.95	3.86	4.06	70 - 74
75 - 79	51	19	32	75 - 79	75 - 79	1.78	1.26	2.36	75 - 79
80 - 84	26	11	15	80 - 84	80 - 84	0.91	0.73	1.11	80 - 84
85 i pove}e	15	8	7	85 and more	85 i pove}e	0.52	0.53	0.52	85 and more
Nepoznato	1	-	1	Unknown	Nepoznato	0.03	-	0.07	Unknown

Lukovo  
Lukovo

Voзраст	Sé Ma`i @eni			Age	Voзраст	Sé Ma`i @eni			Age
	All	Male	Female			All	Male	Female	
Vkupno	1509	782	727	Total	Vkupno	100.00	100.00	100.00	Total
0 - 4	71	43	28	0 - 4	0 - 4	4.71	5.50	3.85	0 - 4
5 - 9	84	41	43	5 - 9	5 - 9	5.57	5.24	5.91	5 - 9
10 - 14	103	56	47	10 - 14	10 - 14	6.83	7.16	6.46	10 - 14
15 - 19	91	48	43	15 - 19	15 - 19	6.03	6.14	5.91	15 - 19
20 - 24	92	47	45	20 - 24	20 - 24	6.10	6.01	6.19	20 - 24
25 - 29	99	48	51	25 - 29	25 - 29	6.56	6.14	7.02	25 - 29
30 - 34	103	72	31	30 - 34	30 - 34	6.83	9.21	4.26	30 - 34
35 - 39	99	60	39	35 - 39	35 - 39	6.56	7.67	5.36	35 - 39
40 - 44	101	63	38	40 - 44	40 - 44	6.69	8.06	5.23	40 - 44
45 - 49	94	58	36	45 - 49	45 - 49	6.23	7.42	4.95	45 - 49
50 - 54	110	46	64	50 - 54	50 - 54	7.29	5.88	8.80	50 - 54
55 - 59	63	32	31	55 - 59	55 - 59	4.17	4.09	4.26	55 - 59
60 - 64	82	36	46	60 - 64	60 - 64	5.43	4.60	6.33	60 - 64
65 - 69	115	47	68	65 - 69	65 - 69	7.62	6.01	9.35	65 - 69
70 - 74	99	46	53	70 - 74	70 - 74	6.56	5.88	7.29	70 - 74
75 - 79	55	18	37	75 - 79	75 - 79	3.64	2.30	5.09	75 - 79
80 - 84	33	13	20	80 - 84	80 - 84	2.19	1.66	2.75	80 - 84
85 i pove}e	15	8	7	85 and more	85 i pove}e	0.99	1.02	0.96	85 and more
Nepoznato	-	-	-	Unknown	Nepoznato	-	-	-	Unknown



Tabel a 3:

Vkupno naseljeni na Republika Makedonija spored petgodišni grupi na voзраст, po pol  
Table 3: Total population of the Republic of Macedonia according to five-years age groups, by sex

Mavrovi Anovi  
Mavrovi Anovi

Voзраст	Sé	Ma`i	@eni	Age	Voзраст	Sé	Ma`i	@eni	Age
	All	Male	Female			All	Male	Female	
Vkupno	984	513	471	Total	Vkupno	100.00	100.00	100.00	Total
0 - 4	32	20	12	0 - 4	0 - 4	3.25	3.90	2.55	0 - 4
5 - 9	63	32	31	5 - 9	5 - 9	6.40	6.24	6.58	5 - 9
10 - 14	97	52	45	10 - 14	10 - 14	9.86	10.14	9.55	10 - 14
15 - 19	84	45	39	15 - 19	15 - 19	8.54	8.77	8.28	15 - 19
20 - 24	65	41	24	20 - 24	20 - 24	6.61	7.99	5.10	20 - 24
25 - 29	53	29	24	25 - 29	25 - 29	5.39	5.65	5.10	25 - 29
30 - 34	51	26	25	30 - 34	30 - 34	5.18	5.07	5.31	30 - 34
35 - 39	64	32	32	35 - 39	35 - 39	6.50	6.24	6.79	35 - 39
40 - 44	83	45	38	40 - 44	40 - 44	8.43	8.77	8.07	40 - 44
45 - 49	64	33	31	45 - 49	45 - 49	6.50	6.43	6.58	45 - 49
50 - 54	44	27	17	50 - 54	50 - 54	4.47	5.26	3.61	50 - 54
55 - 59	61	26	35	55 - 59	55 - 59	6.20	5.07	7.43	55 - 59
60 - 64	55	30	25	60 - 64	60 - 64	5.59	5.85	5.31	60 - 64
65 - 69	66	31	35	65 - 69	65 - 69	6.71	6.04	7.43	65 - 69
70 - 74	49	22	27	70 - 74	70 - 74	4.98	4.29	5.73	70 - 74
75 - 79	33	12	21	75 - 79	75 - 79	3.35	2.34	4.46	75 - 79
80 - 84	12	6	6	80 - 84	80 - 84	1.22	1.17	1.27	80 - 84
85 i pove}e	5	4	1	85 and more	85 i pove}e	0.51	0.78	0.21	85 and more
Nepoznato	3	-	3	Unknown	Nepoznato	0.30	-	0.64	Unknown

Makedonska Kameni ca  
Makedonska Kamenica

Voзраст	Sé	Ma`i	@eni	Age	Voзраст	Sé	Ma`i	@eni	Age
	All	Male	Female			All	Male	Female	
Vkupno	8110	4254	3856	Total	Vkupno	100.00	100.00	100.00	Total
0 - 4	461	229	232	0 - 4	0 - 4	5.68	5.38	6.02	0 - 4
5 - 9	527	261	266	5 - 9	5 - 9	6.50	6.14	6.90	5 - 9
10 - 14	655	333	322	10 - 14	10 - 14	8.08	7.83	8.35	10 - 14
15 - 19	667	339	328	15 - 19	15 - 19	8.22	7.97	8.51	15 - 19
20 - 24	711	387	324	20 - 24	20 - 24	8.77	9.10	8.40	20 - 24
25 - 29	683	379	304	25 - 29	25 - 29	8.42	8.91	7.88	25 - 29
30 - 34	678	396	282	30 - 34	30 - 34	8.36	9.31	7.31	30 - 34
35 - 39	650	374	276	35 - 39	35 - 39	8.01	8.79	7.16	35 - 39
40 - 44	648	372	276	40 - 44	40 - 44	7.99	8.74	7.16	40 - 44
45 - 49	602	325	277	45 - 49	45 - 49	7.42	7.64	7.18	45 - 49
50 - 54	511	243	268	50 - 54	50 - 54	6.30	5.71	6.95	50 - 54
55 - 59	409	204	205	55 - 59	55 - 59	5.04	4.80	5.32	55 - 59
60 - 64	283	124	159	60 - 64	60 - 64	3.49	2.91	4.12	60 - 64
65 - 69	261	126	135	65 - 69	65 - 69	3.22	2.96	3.50	65 - 69
70 - 74	180	88	92	70 - 74	70 - 74	2.22	2.07	2.39	70 - 74
75 - 79	92	39	53	75 - 79	75 - 79	1.13	0.92	1.37	75 - 79
80 - 84	59	22	37	80 - 84	80 - 84	0.73	0.52	0.96	80 - 84
85 i pove}e	30	12	18	85 and more	85 i pove}e	0.37	0.28	0.47	85 and more
Nepoznato	3	1	2	Unknown	Nepoznato	0.04	0.02	0.05	Unknown

Tabela 3:

Vkupno naseljeni na Republika Makedonija spored petgodišni grupi na voзраст, po pol  
Table 3: Total population of the Republic of Macedonia according to five-years age groups, by sex

Makedonski Brod				Makedonski Brod					
Voзраст	Sé	Ma`i	@eni	Age	Voзраст	Sé	Ma`i	@eni	Age
	All	Male	Female			All	Male	Female	
Vkupno	5588	2880	2708	Total	Vkupno	100.00	100.00	100.00	Total
0 - 4	241	110	131	0 - 4	0 - 4	4.31	3.82	4.84	0 - 4
5 - 9	304	162	142	5 - 9	5 - 9	5.44	5.63	5.24	5 - 9
10 - 14	511	258	253	10 - 14	10 - 14	9.14	8.96	9.34	10 - 14
15 - 19	500	259	241	15 - 19	15 - 19	8.95	8.99	8.90	15 - 19
20 - 24	395	226	169	20 - 24	20 - 24	7.07	7.85	6.24	20 - 24
25 - 29	319	178	141	25 - 29	25 - 29	5.71	6.18	5.21	25 - 29
30 - 34	333	174	159	30 - 34	30 - 34	5.96	6.04	5.87	30 - 34
35 - 39	458	235	223	35 - 39	35 - 39	8.20	8.16	8.23	35 - 39
40 - 44	512	281	231	40 - 44	40 - 44	9.16	9.76	8.53	40 - 44
45 - 49	416	238	178	45 - 49	45 - 49	7.44	8.26	6.57	45 - 49
50 - 54	328	189	139	50 - 54	50 - 54	5.87	6.56	5.13	50 - 54
55 - 59	201	93	108	55 - 59	55 - 59	3.60	3.23	3.99	55 - 59
60 - 64	215	103	112	60 - 64	60 - 64	3.85	3.58	4.14	60 - 64
65 - 69	273	126	147	65 - 69	65 - 69	4.89	4.38	5.43	65 - 69
70 - 74	242	101	141	70 - 74	70 - 74	4.33	3.51	5.21	70 - 74
75 - 79	205	86	119	75 - 79	75 - 79	3.67	2.99	4.39	75 - 79
80 - 84	87	41	46	80 - 84	80 - 84	1.56	1.42	1.70	80 - 84
85 i pove}e	47	20	27	85 and more	85 i pove}e	0.84	0.69	1.00	85 and more
Nepoznato	1	-	1	Unknown	Nepoznato	0.02	-	0.04	Unknown

Me{ei{ta				Me{ei{ta					
Voзраст	Sé	Ma`i	@eni	Age	Voзраст	Sé	Ma`i	@eni	Age
	All	Male	Female			All	Male	Female	
Vkupno	2567	1286	1281	Total	Vkupno	100.00	100.00	100.00	Total
0 - 4	118	55	63	0 - 4	0 - 4	4.60	4.28	4.92	0 - 4
5 - 9	147	67	80	5 - 9	5 - 9	5.73	5.21	6.25	5 - 9
10 - 14	160	87	73	10 - 14	10 - 14	6.23	6.77	5.70	10 - 14
15 - 19	181	103	78	15 - 19	15 - 19	7.05	8.01	6.09	15 - 19
20 - 24	175	98	77	20 - 24	20 - 24	6.82	7.62	6.01	20 - 24
25 - 29	168	89	79	25 - 29	25 - 29	6.54	6.92	6.17	25 - 29
30 - 34	137	59	78	30 - 34	30 - 34	5.34	4.59	6.09	30 - 34
35 - 39	157	90	67	35 - 39	35 - 39	6.12	7.00	5.23	35 - 39
40 - 44	180	97	83	40 - 44	40 - 44	7.01	7.54	6.48	40 - 44
45 - 49	178	86	92	45 - 49	45 - 49	6.93	6.69	7.18	45 - 49
50 - 54	142	79	63	50 - 54	50 - 54	5.53	6.14	4.92	50 - 54
55 - 59	121	59	62	55 - 59	55 - 59	4.71	4.59	4.84	55 - 59
60 - 64	155	78	77	60 - 64	60 - 64	6.04	6.07	6.01	60 - 64
65 - 69	177	79	98	65 - 69	65 - 69	6.90	6.14	7.65	65 - 69
70 - 74	172	75	97	70 - 74	70 - 74	6.70	5.83	7.57	70 - 74
75 - 79	126	56	70	75 - 79	75 - 79	4.91	4.35	5.46	75 - 79
80 - 84	59	23	36	80 - 84	80 - 84	2.30	1.79	2.81	80 - 84
85 i pove}e	14	6	8	85 and more	85 i pove}e	0.55	0.47	0.62	85 and more
Nepoznato	-	-	-	Unknown	Nepoznato	-	-	-	Unknown

Tabel a 3:

Vkupno naseljeni na Republika Makedonija spored petgodišni grupi na voзраст, po pol  
Table 3: Total population of the Republic of Macedonia according to five-years age groups, by sex

Miravci  
Miravci

Voзраст	Sé	Ma`i	@eni	Age	Voзраст	Sé	Ma`i	@eni	Age
	All	Male	Female			All	Male	Female	
Vkupno	2626	1350	1276	Total	Vkupno	100.00	100.00	100.00	Total
0 - 4	109	54	55	0 - 4	0 - 4	4.15	4.00	4.31	0 - 4
5 - 9	148	77	71	5 - 9	5 - 9	5.64	5.70	5.56	5 - 9
10 - 14	172	81	91	10 - 14	10 - 14	6.55	6.00	7.13	10 - 14
15 - 19	171	85	86	15 - 19	15 - 19	6.51	6.30	6.74	15 - 19
20 - 24	176	95	81	20 - 24	20 - 24	6.70	7.04	6.35	20 - 24
25 - 29	161	93	68	25 - 29	25 - 29	6.13	6.89	5.33	25 - 29
30 - 34	177	93	84	30 - 34	30 - 34	6.74	6.89	6.58	30 - 34
35 - 39	182	112	70	35 - 39	35 - 39	6.93	8.30	5.49	35 - 39
40 - 44	191	105	86	40 - 44	40 - 44	7.27	7.78	6.74	40 - 44
45 - 49	179	92	87	45 - 49	45 - 49	6.82	6.81	6.82	45 - 49
50 - 54	165	82	83	50 - 54	50 - 54	6.28	6.07	6.50	50 - 54
55 - 59	150	75	75	55 - 59	55 - 59	5.71	5.56	5.88	55 - 59
60 - 64	185	84	101	60 - 64	60 - 64	7.04	6.22	7.92	60 - 64
65 - 69	173	85	88	65 - 69	65 - 69	6.59	6.30	6.90	65 - 69
70 - 74	126	60	66	70 - 74	70 - 74	4.80	4.44	5.17	70 - 74
75 - 79	94	42	52	75 - 79	75 - 79	3.58	3.11	4.08	75 - 79
80 - 84	44	24	20	80 - 84	80 - 84	1.68	1.78	1.57	80 - 84
85 i pove}e	23	11	12	85 and more	85 i pove}e	0.88	0.81	0.94	85 and more
Nepoznato	-	-	-	Unknown	Nepoznato	-	-	-	Unknown

Mogila  
Mogila

Voзраст	Sé	Ma`i	@eni	Age	Voзраст	Sé	Ma`i	@eni	Age
	All	Male	Female			All	Male	Female	
Vkupno	4536	2403	2133	Total	Vkupno	100.00	100.00	100.00	Total
0 - 4	223	116	107	0 - 4	0 - 4	4.92	4.83	5.02	0 - 4
5 - 9	241	143	98	5 - 9	5 - 9	5.31	5.95	4.59	5 - 9
10 - 14	286	154	132	10 - 14	10 - 14	6.31	6.41	6.19	10 - 14
15 - 19	306	156	150	15 - 19	15 - 19	6.75	6.49	7.03	15 - 19
20 - 24	317	153	164	20 - 24	20 - 24	6.99	6.37	7.69	20 - 24
25 - 29	248	149	99	25 - 29	25 - 29	5.47	6.20	4.64	25 - 29
30 - 34	283	155	128	30 - 34	30 - 34	6.24	6.45	6.00	30 - 34
35 - 39	328	190	138	35 - 39	35 - 39	7.23	7.91	6.47	35 - 39
40 - 44	325	199	126	40 - 44	40 - 44	7.16	8.28	5.91	40 - 44
45 - 49	293	176	117	45 - 49	45 - 49	6.46	7.32	5.49	45 - 49
50 - 54	238	122	116	50 - 54	50 - 54	5.25	5.08	5.44	50 - 54
55 - 59	214	113	101	55 - 59	55 - 59	4.72	4.70	4.74	55 - 59
60 - 64	328	174	154	60 - 64	60 - 64	7.23	7.24	7.22	60 - 64
65 - 69	361	159	202	65 - 69	65 - 69	7.96	6.62	9.47	65 - 69
70 - 74	270	128	142	70 - 74	70 - 74	5.95	5.33	6.66	70 - 74
75 - 79	177	71	106	75 - 79	75 - 79	3.90	2.95	4.97	75 - 79
80 - 84	64	27	37	80 - 84	80 - 84	1.41	1.12	1.73	80 - 84
85 i pove}e	29	17	12	85 and more	85 i pove}e	0.64	0.71	0.56	85 and more
Nepoznato	5	1	4	Unknown	Nepoznato	0.11	0.04	0.19	Unknown

Tabela 3:

Vkupno naseljeni na Republika Makedonija spored petgodišni grupi na voзраст, po pol  
Table 3: Total population of the Republic of Macedonia according to five-years age groups, by sex

				Murтино Murtino							
Voзраст	Sé	Ma`i	@eni	Age	Voзраст	Sé	Ma`i	@eni	Age		
	All	Male	Female			All	Male	Female			
Vkupno	6544	3297	3247	Total	Vkupno	100.00	100.00	100.00	Total		
0 - 4	431	197	234	0 - 4	0 - 4	6.59	5.98	7.21	0 - 4		
5 - 9	502	276	226	5 - 9	5 - 9	7.67	8.37	6.96	5 - 9		
10 - 14	474	210	264	10 - 14	10 - 14	7.24	6.37	8.13	10 - 14		
15 - 19	545	274	271	15 - 19	15 - 19	8.33	8.31	8.35	15 - 19		
20 - 24	524	266	258	20 - 24	20 - 24	8.01	8.07	7.95	20 - 24		
25 - 29	484	256	228	25 - 29	25 - 29	7.40	7.76	7.02	25 - 29		
30 - 34	486	268	218	30 - 34	30 - 34	7.43	8.13	6.71	30 - 34		
35 - 39	491	259	232	35 - 39	35 - 39	7.50	7.86	7.15	35 - 39		
40 - 44	451	230	221	40 - 44	40 - 44	6.89	6.98	6.81	40 - 44		
45 - 49	447	238	209	45 - 49	45 - 49	6.83	7.22	6.44	45 - 49		
50 - 54	389	220	169	50 - 54	50 - 54	5.94	6.67	5.20	50 - 54		
55 - 59	289	145	144	55 - 59	55 - 59	4.42	4.40	4.43	55 - 59		
60 - 64	300	141	159	60 - 64	60 - 64	4.58	4.28	4.90	60 - 64		
65 - 69	281	128	153	65 - 69	65 - 69	4.29	3.88	4.71	65 - 69		
70 - 74	223	98	125	70 - 74	70 - 74	3.41	2.97	3.85	70 - 74		
75 - 79	129	50	79	75 - 79	75 - 79	1.97	1.52	2.43	75 - 79		
80 - 84	72	33	39	80 - 84	80 - 84	1.10	1.00	1.20	80 - 84		
85 i pove}e	23	6	17	85 and more	85 i pove}e	0.35	0.18	0.52	85 and more		
Nepoznato	3	2	1	Unknown	Nepoznato	0.05	0.06	0.03	Unknown		

				Negoti no Negotino							
Voзраст	Sé	Ma`i	@eni	Age	Voзраст	Sé	Ma`i	@eni	Age		
	All	Male	Female			All	Male	Female			
Vkupno	19212	9777	9435	Total	Vkupno	100.00	100.00	100.00	Total		
0 - 4	1051	546	505	0 - 4	0 - 4	5.47	5.58	5.35	0 - 4		
5 - 9	1255	626	629	5 - 9	5 - 9	6.53	6.40	6.67	5 - 9		
10 - 14	1461	737	724	10 - 14	10 - 14	7.60	7.54	7.67	10 - 14		
15 - 19	1548	787	761	15 - 19	15 - 19	8.06	8.05	8.07	15 - 19		
20 - 24	1521	810	711	20 - 24	20 - 24	7.92	8.28	7.54	20 - 24		
25 - 29	1416	733	683	25 - 29	25 - 29	7.37	7.50	7.24	25 - 29		
30 - 34	1440	757	683	30 - 34	30 - 34	7.50	7.74	7.24	30 - 34		
35 - 39	1440	741	699	35 - 39	35 - 39	7.50	7.58	7.41	35 - 39		
40 - 44	1501	803	698	40 - 44	40 - 44	7.81	8.21	7.40	40 - 44		
45 - 49	1464	749	715	45 - 49	45 - 49	7.62	7.66	7.58	45 - 49		
50 - 54	1357	706	651	50 - 54	50 - 54	7.06	7.22	6.90	50 - 54		
55 - 59	972	485	487	55 - 59	55 - 59	5.06	4.96	5.16	55 - 59		
60 - 64	867	421	446	60 - 64	60 - 64	4.51	4.31	4.73	60 - 64		
65 - 69	774	357	417	65 - 69	65 - 69	4.03	3.65	4.42	65 - 69		
70 - 74	544	260	284	70 - 74	70 - 74	2.83	2.66	3.01	70 - 74		
75 - 79	351	151	200	75 - 79	75 - 79	1.83	1.54	2.12	75 - 79		
80 - 84	170	68	102	80 - 84	80 - 84	0.88	0.70	1.08	80 - 84		
85 i pove}e	78	39	39	85 and more	85 i pove}e	0.41	0.40	0.41	85 and more		
Nepoznato	2	1	1	Unknown	Nepoznato	0.01	0.01	0.01	Unknown		

Tabel a 3:

Vkupno naseljeni na Republika Makedonija spored petgodični grupi na voзраст, po pol  
Table 3: Total population of the Republic of Macedonia according to five-years age groups, by sex

Negotino - Pološko  
Negotino - Pološko

Voзраст	Sé	Ma`i	@eni	Age	Voзраст	Sé	Ma`i	@eni	Age
	All	Male	Female			All	Male	Female	
Vkupno	16813	8160	8653	Total	Vkupno	100.00	100.00	100.00	Total
0 - 4	1394	740	654	0 - 4	0 - 4	8.29	9.07	7.56	0 - 4
5 - 9	1729	896	833	5 - 9	5 - 9	10.28	10.98	9.63	5 - 9
10 - 14	1743	902	841	10 - 14	10 - 14	10.37	11.05	9.72	10 - 14
15 - 19	1674	861	813	15 - 19	15 - 19	9.96	10.55	9.40	15 - 19
20 - 24	1582	845	737	20 - 24	20 - 24	9.41	10.36	8.52	20 - 24
25 - 29	1477	745	732	25 - 29	25 - 29	8.78	9.13	8.46	25 - 29
30 - 34	1424	670	754	30 - 34	30 - 34	8.47	8.21	8.71	30 - 34
35 - 39	1234	559	675	35 - 39	35 - 39	7.34	6.85	7.80	35 - 39
40 - 44	1039	426	613	40 - 44	40 - 44	6.18	5.22	7.08	40 - 44
45 - 49	761	304	457	45 - 49	45 - 49	4.53	3.73	5.28	45 - 49
50 - 54	644	290	354	50 - 54	50 - 54	3.83	3.55	4.09	50 - 54
55 - 59	535	216	319	55 - 59	55 - 59	3.18	2.65	3.69	55 - 59
60 - 64	511	230	281	60 - 64	60 - 64	3.04	2.82	3.25	60 - 64
65 - 69	419	198	221	65 - 69	65 - 69	2.49	2.43	2.55	65 - 69
70 - 74	331	145	186	70 - 74	70 - 74	1.97	1.78	2.15	70 - 74
75 - 79	186	78	108	75 - 79	75 - 79	1.11	0.96	1.25	75 - 79
80 - 84	75	33	42	80 - 84	80 - 84	0.45	0.40	0.49	80 - 84
85 i pove}e	35	16	19	85 and more	85 i pove}e	0.21	0.20	0.22	85 and more
Nepoznato	20	6	14	Unknown	Nepoznato	0.12	0.07	0.16	Unknown

Novaci  
Novaci

Voзраст	Sé	Ma`i	@eni	Age	Voзраст	Sé	Ma`i	@eni	Age
	All	Male	Female			All	Male	Female	
Vkupno	2478	1292	1186	Total	Vkupno	100.00	100.00	100.00	Total
0 - 4	93	52	41	0 - 4	0 - 4	3.75	4.02	3.46	0 - 4
5 - 9	135	66	69	5 - 9	5 - 9	5.45	5.11	5.82	5 - 9
10 - 14	163	92	71	10 - 14	10 - 14	6.58	7.12	5.99	10 - 14
15 - 19	187	91	96	15 - 19	15 - 19	7.55	7.04	8.09	15 - 19
20 - 24	172	91	81	20 - 24	20 - 24	6.94	7.04	6.83	20 - 24
25 - 29	131	70	61	25 - 29	25 - 29	5.29	5.42	5.14	25 - 29
30 - 34	147	80	67	30 - 34	30 - 34	5.93	6.19	5.65	30 - 34
35 - 39	193	105	88	35 - 39	35 - 39	7.79	8.13	7.42	35 - 39
40 - 44	205	121	84	40 - 44	40 - 44	8.27	9.37	7.08	40 - 44
45 - 49	208	122	86	45 - 49	45 - 49	8.39	9.44	7.25	45 - 49
50 - 54	137	73	64	50 - 54	50 - 54	5.53	5.65	5.40	50 - 54
55 - 59	87	37	50	55 - 59	55 - 59	3.51	2.86	4.22	55 - 59
60 - 64	129	71	58	60 - 64	60 - 64	5.21	5.50	4.89	60 - 64
65 - 69	193	86	107	65 - 69	65 - 69	7.79	6.66	9.02	65 - 69
70 - 74	154	73	81	70 - 74	70 - 74	6.21	5.65	6.83	70 - 74
75 - 79	88	36	52	75 - 79	75 - 79	3.55	2.79	4.38	75 - 79
80 - 84	46	23	23	80 - 84	80 - 84	1.86	1.78	1.94	80 - 84
85 i pove}e	10	3	7	85 and more	85 i pove}e	0.40	0.23	0.59	85 and more
Nepoznato	-	-	-	Unknown	Nepoznato	-	-	-	Unknown

Tabela 3:

Vkupno naseljeni na Republika Makedonija spored petgodični grupi na voзраст, po pol  
Table 3: Total population of the Republic of Macedonia according to five-years age groups, by sex

Novo Selo  
Novo Selo

Voзраст	Sé Ma`i @eni			Age	Voзраст	Sé Ma`i @eni			Age
	All	Male	Female			All	Male	Female	
Vkupno	11966	6184	5782	Total	Vkupno	100.00	100.00	100.00	Total
0 - 4	624	306	318	0 - 4	0 - 4	5.21	4.95	5.50	0 - 4
5 - 9	815	431	384	5 - 9	5 - 9	6.81	6.97	6.64	5 - 9
10 - 14	801	417	384	10 - 14	10 - 14	6.69	6.74	6.64	10 - 14
15 - 19	848	453	395	15 - 19	15 - 19	7.09	7.33	6.83	15 - 19
20 - 24	809	457	352	20 - 24	20 - 24	6.76	7.39	6.09	20 - 24
25 - 29	922	495	427	25 - 29	25 - 29	7.71	8.00	7.38	25 - 29
30 - 34	890	481	409	30 - 34	30 - 34	7.44	7.78	7.07	30 - 34
35 - 39	875	493	382	35 - 39	35 - 39	7.31	7.97	6.61	35 - 39
40 - 44	893	514	379	40 - 44	40 - 44	7.46	8.31	6.55	40 - 44
45 - 49	838	442	396	45 - 49	45 - 49	7.00	7.15	6.85	45 - 49
50 - 54	728	373	355	50 - 54	50 - 54	6.08	6.03	6.14	50 - 54
55 - 59	580	261	319	55 - 59	55 - 59	4.85	4.22	5.52	55 - 59
60 - 64	668	310	358	60 - 64	60 - 64	5.58	5.01	6.19	60 - 64
65 - 69	582	279	303	65 - 69	65 - 69	4.86	4.51	5.24	65 - 69
70 - 74	493	199	294	70 - 74	70 - 74	4.12	3.22	5.08	70 - 74
75 - 79	347	158	189	75 - 79	75 - 79	2.90	2.55	3.27	75 - 79
80 - 84	175	75	100	80 - 84	80 - 84	1.46	1.21	1.73	80 - 84
85 i pove}e	76	38	38	85 and more	85 i pove}e	0.64	0.61	0.66	85 and more
Nepoznato	2	2	-	Unknown	Nepoznato	0.02	0.03	-	Unknown

Oble}evo  
Oble}evo

Voзраст	Sé Ma`i @eni			Age	Voзраст	Sé Ma`i @eni			Age
	All	Male	Female			All	Male	Female	
Vkupno	5071	2613	2458	Total	Vkupno	100.00	100.00	100.00	Total
0 - 4	240	120	120	0 - 4	0 - 4	4.73	4.59	4.88	0 - 4
5 - 9	290	152	138	5 - 9	5 - 9	5.72	5.82	5.61	5 - 9
10 - 14	330	157	173	10 - 14	10 - 14	6.51	6.01	7.04	10 - 14
15 - 19	365	198	167	15 - 19	15 - 19	7.20	7.58	6.79	15 - 19
20 - 24	341	188	153	20 - 24	20 - 24	6.72	7.19	6.22	20 - 24
25 - 29	360	207	153	25 - 29	25 - 29	7.10	7.92	6.22	25 - 29
30 - 34	343	188	155	30 - 34	30 - 34	6.76	7.19	6.31	30 - 34
35 - 39	356	184	172	35 - 39	35 - 39	7.02	7.04	7.00	35 - 39
40 - 44	383	213	170	40 - 44	40 - 44	7.55	8.15	6.92	40 - 44
45 - 49	397	222	175	45 - 49	45 - 49	7.83	8.50	7.12	45 - 49
50 - 54	361	196	165	50 - 54	50 - 54	7.12	7.50	6.71	50 - 54
55 - 59	314	155	159	55 - 59	55 - 59	6.19	5.93	6.47	55 - 59
60 - 64	260	127	133	60 - 64	60 - 64	5.13	4.86	5.41	60 - 64
65 - 69	301	124	177	65 - 69	65 - 69	5.94	4.75	7.20	65 - 69
70 - 74	180	79	101	70 - 74	70 - 74	3.55	3.02	4.11	70 - 74
75 - 79	155	64	91	75 - 79	75 - 79	3.06	2.45	3.70	75 - 79
80 - 84	69	27	42	80 - 84	80 - 84	1.36	1.03	1.71	80 - 84
85 i pove}e	24	11	13	85 and more	85 i pove}e	0.47	0.42	0.53	85 and more
Nepoznato	2	1	1	Unknown	Nepoznato	0.04	0.04	0.04	Unknown

Tabel a 3:

Vkupno naseljeni na Republika Makedonija spored petgodični grupi na voзраст, po pol  
Table 3: Total population of the Republic of Macedonia according to five-years age groups, by sex

Oraçac  
Oraçac

Voзраст	Sé	Ma`i	@eni	Age	Voзраст	Sé	Ma`i	@eni	Age
	All	Male	Female			All	Male	Female	
Vkupno	1252	659	593	Total	Vkupno	100.00	100.00	100.00	Total
0 - 4	49	26	23	0 - 4	0 - 4	3.91	3.95	3.88	0 - 4
5 - 9	42	19	23	5 - 9	5 - 9	3.35	2.88	3.88	5 - 9
10 - 14	47	19	28	10 - 14	10 - 14	3.75	2.88	4.72	10 - 14
15 - 19	56	35	21	15 - 19	15 - 19	4.47	5.31	3.54	15 - 19
20 - 24	68	35	33	20 - 24	20 - 24	5.43	5.31	5.56	20 - 24
25 - 29	52	34	18	25 - 29	25 - 29	4.15	5.16	3.04	25 - 29
30 - 34	49	34	15	30 - 34	30 - 34	3.91	5.16	2.53	30 - 34
35 - 39	67	44	23	35 - 39	35 - 39	5.35	6.68	3.88	35 - 39
40 - 44	59	39	20	40 - 44	40 - 44	4.71	5.92	3.37	40 - 44
45 - 49	59	29	30	45 - 49	45 - 49	4.71	4.40	5.06	45 - 49
50 - 54	63	31	32	50 - 54	50 - 54	5.03	4.70	5.40	50 - 54
55 - 59	61	32	29	55 - 59	55 - 59	4.87	4.86	4.89	55 - 59
60 - 64	102	49	53	60 - 64	60 - 64	8.15	7.44	8.94	60 - 64
65 - 69	170	79	91	65 - 69	65 - 69	13.58	11.99	15.35	65 - 69
70 - 74	136	70	66	70 - 74	70 - 74	10.86	10.62	11.13	70 - 74
75 - 79	97	42	55	75 - 79	75 - 79	7.75	6.37	9.27	75 - 79
80 - 84	53	28	25	80 - 84	80 - 84	4.23	4.25	4.22	80 - 84
85 i pove}e	19	12	7	85 and more	85 i pove}e	1.52	1.82	1.18	85 and more
Nepoznato	3	2	1	Unknown	Nepoznato	0.24	0.30	0.17	Unknown

Ori zari  
Orizari

Voзраст	Sé	Ma`i	@eni	Age	Voзраст	Sé	Ma`i	@eni	Age
	All	Male	Female			All	Male	Female	
Vkupno	4403	2235	2168	Total	Vkupno	100.00	100.00	100.00	Total
0 - 4	199	117	82	0 - 4	0 - 4	4.52	5.23	3.78	0 - 4
5 - 9	253	132	121	5 - 9	5 - 9	5.75	5.91	5.58	5 - 9
10 - 14	298	138	160	10 - 14	10 - 14	6.77	6.17	7.38	10 - 14
15 - 19	339	145	194	15 - 19	15 - 19	7.70	6.49	8.95	15 - 19
20 - 24	311	162	149	20 - 24	20 - 24	7.06	7.25	6.87	20 - 24
25 - 29	305	154	151	25 - 29	25 - 29	6.93	6.89	6.96	25 - 29
30 - 34	309	171	138	30 - 34	30 - 34	7.02	7.65	6.37	30 - 34
35 - 39	348	205	143	35 - 39	35 - 39	7.90	9.17	6.60	35 - 39
40 - 44	368	187	181	40 - 44	40 - 44	8.36	8.37	8.35	40 - 44
45 - 49	337	203	134	45 - 49	45 - 49	7.65	9.08	6.18	45 - 49
50 - 54	322	157	165	50 - 54	50 - 54	7.31	7.02	7.61	50 - 54
55 - 59	233	120	113	55 - 59	55 - 59	5.29	5.37	5.21	55 - 59
60 - 64	225	104	121	60 - 64	60 - 64	5.11	4.65	5.58	60 - 64
65 - 69	197	86	111	65 - 69	65 - 69	4.47	3.85	5.12	65 - 69
70 - 74	159	71	88	70 - 74	70 - 74	3.61	3.18	4.06	70 - 74
75 - 79	123	54	69	75 - 79	75 - 79	2.79	2.42	3.18	75 - 79
80 - 84	50	18	32	80 - 84	80 - 84	1.14	0.81	1.48	80 - 84
85 i pove}e	24	9	15	85 and more	85 i pove}e	0.55	0.40	0.69	85 and more
Nepoznato	3	2	1	Unknown	Nepoznato	0.07	0.09	0.05	Unknown

Tabela 3:

Vkupno naseljeni na Republika Makedonija spored petgodišni grupi na voзраст, po pol  
Table 3: Total population of the Republic of Macedonia according to five-years age groups, by sex

Oslomej  
Oslomej

Voзраст	Sé Ma`i @eni			Age	Voзраст	Sé Ma`i @eni			Age
	All	Male	Female			All	Male	Female	
Vkupno	10425	5326	5099	Total	Vkupno	100.00	100.00	100.00	Total
0 - 4	730	388	342	0 - 4	0 - 4	7.00	7.29	6.71	0 - 4
5 - 9	998	530	468	5 - 9	5 - 9	9.57	9.95	9.18	5 - 9
10 - 14	1081	565	516	10 - 14	10 - 14	10.37	10.61	10.12	10 - 14
15 - 19	1017	544	473	15 - 19	15 - 19	9.76	10.21	9.28	15 - 19
20 - 24	880	470	410	20 - 24	20 - 24	8.44	8.82	8.04	20 - 24
25 - 29	863	442	421	25 - 29	25 - 29	8.28	8.30	8.26	25 - 29
30 - 34	780	394	386	30 - 34	30 - 34	7.48	7.40	7.57	30 - 34
35 - 39	799	424	375	35 - 39	35 - 39	7.66	7.96	7.35	35 - 39
40 - 44	702	378	324	40 - 44	40 - 44	6.73	7.10	6.35	40 - 44
45 - 49	600	280	320	45 - 49	45 - 49	5.76	5.26	6.28	45 - 49
50 - 54	409	207	202	50 - 54	50 - 54	3.92	3.89	3.96	50 - 54
55 - 59	336	166	170	55 - 59	55 - 59	3.22	3.12	3.33	55 - 59
60 - 64	354	162	192	60 - 64	60 - 64	3.40	3.04	3.77	60 - 64
65 - 69	307	138	169	65 - 69	65 - 69	2.94	2.59	3.31	65 - 69
70 - 74	253	103	150	70 - 74	70 - 74	2.43	1.93	2.94	70 - 74
75 - 79	172	68	104	75 - 79	75 - 79	1.65	1.28	2.04	75 - 79
80 - 84	74	33	41	80 - 84	80 - 84	0.71	0.62	0.80	80 - 84
85 i pove}e	64	32	32	85 and more	85 i pove}e	0.61	0.60	0.63	85 and more
Nepoznato	6	2	4	Unknown	Nepoznato	0.06	0.04	0.08	Unknown

Ohrid  
Ohrid

Voзраст	Sé Ma`i @eni			Age	Voзраст	Sé Ma`i @eni			Age
	All	Male	Female			All	Male	Female	
Vkupno	54380	26903	27477	Total	Vkupno	100.00	100.00	100.00	Total
0 - 4	2775	1429	1346	0 - 4	0 - 4	5.10	5.31	4.90	0 - 4
5 - 9	3361	1722	1639	5 - 9	5 - 9	6.18	6.40	5.96	5 - 9
10 - 14	3863	1982	1881	10 - 14	10 - 14	7.10	7.37	6.85	10 - 14
15 - 19	4297	2134	2163	15 - 19	15 - 19	7.90	7.93	7.87	15 - 19
20 - 24	4424	2174	2250	20 - 24	20 - 24	8.14	8.08	8.19	20 - 24
25 - 29	4000	1985	2015	25 - 29	25 - 29	7.36	7.38	7.33	25 - 29
30 - 34	3841	1903	1938	30 - 34	30 - 34	7.06	7.07	7.05	30 - 34
35 - 39	3820	1916	1904	35 - 39	35 - 39	7.02	7.12	6.93	35 - 39
40 - 44	4329	2187	2142	40 - 44	40 - 44	7.96	8.13	7.80	40 - 44
45 - 49	4230	2177	2053	45 - 49	45 - 49	7.78	8.09	7.47	45 - 49
50 - 54	4003	1958	2045	50 - 54	50 - 54	7.36	7.28	7.44	50 - 54
55 - 59	2811	1380	1431	55 - 59	55 - 59	5.17	5.13	5.21	55 - 59
60 - 64	2556	1234	1322	60 - 64	60 - 64	4.70	4.59	4.81	60 - 64
65 - 69	2360	1103	1257	65 - 69	65 - 69	4.34	4.10	4.57	65 - 69
70 - 74	1731	744	987	70 - 74	70 - 74	3.18	2.77	3.59	70 - 74
75 - 79	1191	545	646	75 - 79	75 - 79	2.19	2.03	2.35	75 - 79
80 - 84	577	239	338	80 - 84	80 - 84	1.06	0.89	1.23	80 - 84
85 i pove}e	199	87	112	85 and more	85 i pove}e	0.37	0.32	0.41	85 and more
Nepoznato	12	4	8	Unknown	Nepoznato	0.02	0.01	0.03	Unknown



Tabel a 3:

Vkupno naseljeni na Republika Makedonija spored petgodišni grupi na voзраст, po pol  
Table 3: Total population of the Republic of Macedonia according to five-years age groups, by sex

				Petrovec				Petrovec			
Voзраст	Sé	Ma`i	@eni	Age	Voзраст	Sé	Ma`i	@eni	Age		
	All	Male	Female			All	Male	Female			
Vkupno	8255	4250	4005	Total	Vkupno	100.00	100.00	100.00	Total		
0 - 4	598	296	302	0 - 4	0 - 4	7.24	6.96	7.54	0 - 4		
5 - 9	622	307	315	5 - 9	5 - 9	7.53	7.22	7.87	5 - 9		
10 - 14	640	313	327	10 - 14	10 - 14	7.75	7.36	8.16	10 - 14		
15 - 19	680	360	320	15 - 19	15 - 19	8.24	8.47	7.99	15 - 19		
20 - 24	749	385	364	20 - 24	20 - 24	9.07	9.06	9.09	20 - 24		
25 - 29	719	392	327	25 - 29	25 - 29	8.71	9.22	8.16	25 - 29		
30 - 34	640	331	309	30 - 34	30 - 34	7.75	7.79	7.72	30 - 34		
35 - 39	574	313	261	35 - 39	35 - 39	6.95	7.36	6.52	35 - 39		
40 - 44	533	287	246	40 - 44	40 - 44	6.46	6.75	6.14	40 - 44		
45 - 49	516	270	246	45 - 49	45 - 49	6.25	6.35	6.14	45 - 49		
50 - 54	503	252	251	50 - 54	50 - 54	6.09	5.93	6.27	50 - 54		
55 - 59	379	211	168	55 - 59	55 - 59	4.59	4.96	4.19	55 - 59		
60 - 64	318	160	158	60 - 64	60 - 64	3.85	3.76	3.95	60 - 64		
65 - 69	305	143	162	65 - 69	65 - 69	3.69	3.36	4.04	65 - 69		
70 - 74	207	103	104	70 - 74	70 - 74	2.51	2.42	2.60	70 - 74		
75 - 79	144	68	76	75 - 79	75 - 79	1.74	1.60	1.90	75 - 79		
80 - 84	78	35	43	80 - 84	80 - 84	0.94	0.82	1.07	80 - 84		
85 i pove}e	39	21	18	85 and more	85 i pove}e	0.47	0.49	0.45	85 and more		
Nepoznato	11	3	8	Unknown	Nepoznato	0.13	0.07	0.20	Unknown		

				Peh-evo				Peh-evo			
Voзраст	Sé	Ma`i	@eni	Age	Voзраст	Sé	Ma`i	@eni	Age		
	All	Male	Female			All	Male	Female			
Vkupno	5517	2795	2722	Total	Vkupno	100.00	100.00	100.00	Total		
0 - 4	271	145	126	0 - 4	0 - 4	4.91	5.19	4.63	0 - 4		
5 - 9	326	167	159	5 - 9	5 - 9	5.91	5.97	5.84	5 - 9		
10 - 14	362	173	189	10 - 14	10 - 14	6.56	6.19	6.94	10 - 14		
15 - 19	423	222	201	15 - 19	15 - 19	7.67	7.94	7.38	15 - 19		
20 - 24	387	205	182	20 - 24	20 - 24	7.01	7.33	6.69	20 - 24		
25 - 29	353	180	173	25 - 29	25 - 29	6.40	6.44	6.36	25 - 29		
30 - 34	341	182	159	30 - 34	30 - 34	6.18	6.51	5.84	30 - 34		
35 - 39	376	209	167	35 - 39	35 - 39	6.82	7.48	6.14	35 - 39		
40 - 44	416	213	203	40 - 44	40 - 44	7.54	7.62	7.46	40 - 44		
45 - 49	430	226	204	45 - 49	45 - 49	7.79	8.09	7.49	45 - 49		
50 - 54	390	198	192	50 - 54	50 - 54	7.07	7.08	7.05	50 - 54		
55 - 59	286	147	139	55 - 59	55 - 59	5.18	5.26	5.11	55 - 59		
60 - 64	251	114	137	60 - 64	60 - 64	4.55	4.08	5.03	60 - 64		
65 - 69	294	144	150	65 - 69	65 - 69	5.33	5.15	5.51	65 - 69		
70 - 74	240	126	114	70 - 74	70 - 74	4.35	4.51	4.19	70 - 74		
75 - 79	217	80	137	75 - 79	75 - 79	3.93	2.86	5.03	75 - 79		
80 - 84	110	46	64	80 - 84	80 - 84	1.99	1.65	2.35	80 - 84		
85 i pove}e	42	18	24	85 and more	85 i pove}e	0.76	0.64	0.88	85 and more		
Nepoznato	2	-	2	Unknown	Nepoznato	0.04	-	0.07	Unknown		

Tabela 3:

Vkupno naseljeni na Republika Makedonija spored petgodišni grupi na voзраст, po pol  
Table 3: Total population of the Republic of Macedonia according to five-years age groups, by sex

Plasnica

Voзраст	Sé	Ma`i	@eni	Age	Voзраст	Sé	Ma`i	@eni	Age
	All	Male	Female			All	Male	Female	
Vkupno	4545	2268	2277	Total	Vkupno	100.00	100.00	100.00	Total
0 - 4	336	161	175	0 - 4	0 - 4	7.39	7.10	7.69	0 - 4
5 - 9	461	245	216	5 - 9	5 - 9	10.14	10.80	9.49	5 - 9
10 - 14	563	290	273	10 - 14	10 - 14	12.39	12.79	11.99	10 - 14
15 - 19	473	251	222	15 - 19	15 - 19	10.41	11.07	9.75	15 - 19
20 - 24	408	212	196	20 - 24	20 - 24	8.98	9.35	8.61	20 - 24
25 - 29	338	173	165	25 - 29	25 - 29	7.44	7.63	7.25	25 - 29
30 - 34	347	161	186	30 - 34	30 - 34	7.63	7.10	8.17	30 - 34
35 - 39	379	189	190	35 - 39	35 - 39	8.34	8.33	8.34	35 - 39
40 - 44	277	136	141	40 - 44	40 - 44	6.09	6.00	6.19	40 - 44
45 - 49	198	108	90	45 - 49	45 - 49	4.36	4.76	3.95	45 - 49
50 - 54	147	55	92	50 - 54	50 - 54	3.23	2.43	4.04	50 - 54
55 - 59	133	63	70	55 - 59	55 - 59	2.93	2.78	3.07	55 - 59
60 - 64	138	60	78	60 - 64	60 - 64	3.04	2.65	3.43	60 - 64
65 - 69	144	69	75	65 - 69	65 - 69	3.17	3.04	3.29	65 - 69
70 - 74	98	45	53	70 - 74	70 - 74	2.16	1.98	2.33	70 - 74
75 - 79	64	31	33	75 - 79	75 - 79	1.41	1.37	1.45	75 - 79
80 - 84	25	9	16	80 - 84	80 - 84	0.55	0.40	0.70	80 - 84
85 i pove}e	13	9	4	85 and more	85 i pove}e	0.29	0.40	0.18	85 and more
Nepoznato	3	1	2	Unknown	Nepoznato	0.07	0.04	0.09	Unknown

Podare{

Voзраст	Sé	Ma`i	@eni	Age	Voзраст	Sé	Ma`i	@eni	Age
	All	Male	Female			All	Male	Female	
Vkupno	3746	1942	1804	Total	Vkupno	100.00	100.00	100.00	Total
0 - 4	253	125	128	0 - 4	0 - 4	6.75	6.44	7.10	0 - 4
5 - 9	284	135	149	5 - 9	5 - 9	7.58	6.95	8.26	5 - 9
10 - 14	279	140	139	10 - 14	10 - 14	7.45	7.21	7.71	10 - 14
15 - 19	281	136	145	15 - 19	15 - 19	7.50	7.00	8.04	15 - 19
20 - 24	307	158	149	20 - 24	20 - 24	8.20	8.14	8.26	20 - 24
25 - 29	302	173	129	25 - 29	25 - 29	8.06	8.91	7.15	25 - 29
30 - 34	263	152	111	30 - 34	30 - 34	7.02	7.83	6.15	30 - 34
35 - 39	291	185	106	35 - 39	35 - 39	7.77	9.53	5.88	35 - 39
40 - 44	236	142	94	40 - 44	40 - 44	6.30	7.31	5.21	40 - 44
45 - 49	253	119	134	45 - 49	45 - 49	6.75	6.13	7.43	45 - 49
50 - 54	215	102	113	50 - 54	50 - 54	5.74	5.25	6.26	50 - 54
55 - 59	204	100	104	55 - 59	55 - 59	5.45	5.15	5.76	55 - 59
60 - 64	150	73	77	60 - 64	60 - 64	4.00	3.76	4.27	60 - 64
65 - 69	152	75	77	65 - 69	65 - 69	4.06	3.86	4.27	65 - 69
70 - 74	150	73	77	70 - 74	70 - 74	4.00	3.76	4.27	70 - 74
75 - 79	79	31	48	75 - 79	75 - 79	2.11	1.60	2.66	75 - 79
80 - 84	33	19	14	80 - 84	80 - 84	0.88	0.98	0.78	80 - 84
85 i pove}e	14	4	10	85 and more	85 i pove}e	0.37	0.21	0.55	85 and more
Nepoznato	-	-	-	Unknown	Nepoznato	-	-	-	Unknown

Tabel a 3:

Vkupno naseljeni na Republika Makedonija spored petgodišni grupi na voзраст, po pol  
Table 3: Total population of the Republic of Macedonia according to five-years age groups, by sex

Prilep  
Prilep

Voзраст	Sé	Ma`i	@eni	Age	Voзраст	Sé	Ma`i	@eni	Age
	All	Male	Female			All	Male	Female	
Vkupno	73351	36716	36635	Total	Vkupno	100.00	100.00	100.00	Total
0 - 4	3725	1901	1824	0 - 4	0 - 4	5.08	5.18	4.98	0 - 4
5 - 9	4398	2235	2163	5 - 9	5 - 9	6.00	6.09	5.90	5 - 9
10 - 14	5198	2679	2519	10 - 14	10 - 14	7.09	7.30	6.88	10 - 14
15 - 19	5466	2825	2641	15 - 19	15 - 19	7.45	7.69	7.21	15 - 19
20 - 24	5566	2846	2720	20 - 24	20 - 24	7.59	7.75	7.42	20 - 24
25 - 29	5164	2655	2509	25 - 29	25 - 29	7.04	7.23	6.85	25 - 29
30 - 34	4900	2503	2397	30 - 34	30 - 34	6.68	6.82	6.54	30 - 34
35 - 39	5305	2650	2655	35 - 39	35 - 39	7.23	7.22	7.25	35 - 39
40 - 44	5570	2855	2715	40 - 44	40 - 44	7.59	7.78	7.41	40 - 44
45 - 49	5864	3030	2834	45 - 49	45 - 49	7.99	8.25	7.74	45 - 49
50 - 54	5373	2752	2621	50 - 54	50 - 54	7.33	7.50	7.15	50 - 54
55 - 59	3895	1976	1919	55 - 59	55 - 59	5.31	5.38	5.24	55 - 59
60 - 64	3712	1767	1945	60 - 64	60 - 64	5.06	4.81	5.31	60 - 64
65 - 69	3627	1699	1928	65 - 69	65 - 69	4.94	4.63	5.26	65 - 69
70 - 74	2637	1145	1492	70 - 74	70 - 74	3.60	3.12	4.07	70 - 74
75 - 79	1787	729	1058	75 - 79	75 - 79	2.44	1.99	2.89	75 - 79
80 - 84	816	330	486	80 - 84	80 - 84	1.11	0.90	1.33	80 - 84
85 i pove}e	334	134	200	85 and more	85 i pove}e	0.46	0.36	0.55	85 and more
Nepoznato	14	5	9	Unknown	Nepoznato	0.02	0.01	0.02	Unknown

Probi {tip  
Probi{tip

Voзраст	Sé	Ma`i	@eni	Age	Voзраст	Sé	Ma`i	@eni	Age
	All	Male	Female			All	Male	Female	
Vkupno	12765	6493	6272	Total	Vkupno	100.00	100.00	100.00	Total
0 - 4	548	274	274	0 - 4	0 - 4	4.29	4.22	4.37	0 - 4
5 - 9	694	343	351	5 - 9	5 - 9	5.44	5.28	5.60	5 - 9
10 - 14	905	456	449	10 - 14	10 - 14	7.09	7.02	7.16	10 - 14
15 - 19	1089	581	508	15 - 19	15 - 19	8.53	8.95	8.10	15 - 19
20 - 24	972	493	479	20 - 24	20 - 24	7.61	7.59	7.64	20 - 24
25 - 29	898	460	438	25 - 29	25 - 29	7.03	7.08	6.98	25 - 29
30 - 34	820	437	383	30 - 34	30 - 34	6.42	6.73	6.11	30 - 34
35 - 39	956	495	461	35 - 39	35 - 39	7.49	7.62	7.35	35 - 39
40 - 44	1136	599	537	40 - 44	40 - 44	8.90	9.23	8.56	40 - 44
45 - 49	1163	607	556	45 - 49	45 - 49	9.11	9.35	8.86	45 - 49
50 - 54	977	511	466	50 - 54	50 - 54	7.65	7.87	7.43	50 - 54
55 - 59	656	323	333	55 - 59	55 - 59	5.14	4.97	5.31	55 - 59
60 - 64	502	268	234	60 - 64	60 - 64	3.93	4.13	3.73	60 - 64
65 - 69	546	261	285	65 - 69	65 - 69	4.28	4.02	4.54	65 - 69
70 - 74	394	172	222	70 - 74	70 - 74	3.09	2.65	3.54	70 - 74
75 - 79	292	117	175	75 - 79	75 - 79	2.29	1.80	2.79	75 - 79
80 - 84	137	58	79	80 - 84	80 - 84	1.07	0.89	1.26	80 - 84
85 i pove}e	78	38	40	85 and more	85 i pove}e	0.61	0.59	0.64	85 and more
Nepoznato	2	-	2	Unknown	Nepoznato	0.02	-	0.03	Unknown

Tabela 3:

Vkupno naseljeni na Republika Makedonija spored petgodišni grupi na voзраст, po pol  
Table 3: Total population of the Republic of Macedonia according to five-years age groups, by sex

				Radovi { Radovi{							
Voзраст	Sé	Ma`i	@eni	Age	Voзраст	Sé	Ma`i	@eni	Age		
	All	Male	Female			All	Male	Female			
Vkupno	24498	12512	11986	Total	Vkupno	100.00	100.00	100.00	Total		
0 - 4	1459	745	714	0 - 4	0 - 4	5.96	5.95	5.96	0 - 4		
5 - 9	1869	967	902	5 - 9	5 - 9	7.63	7.73	7.53	5 - 9		
10 - 14	2148	1118	1030	10 - 14	10 - 14	8.77	8.94	8.59	10 - 14		
15 - 19	2144	1112	1032	15 - 19	15 - 19	8.75	8.89	8.61	15 - 19		
20 - 24	1822	944	878	20 - 24	20 - 24	7.44	7.54	7.33	20 - 24		
25 - 29	1764	884	880	25 - 29	25 - 29	7.20	7.07	7.34	25 - 29		
30 - 34	1767	924	843	30 - 34	30 - 34	7.21	7.38	7.03	30 - 34		
35 - 39	1925	1015	910	35 - 39	35 - 39	7.86	8.11	7.59	35 - 39		
40 - 44	1935	1008	927	40 - 44	40 - 44	7.90	8.06	7.73	40 - 44		
45 - 49	1731	949	782	45 - 49	45 - 49	7.07	7.58	6.52	45 - 49		
50 - 54	1501	757	744	50 - 54	50 - 54	6.13	6.05	6.21	50 - 54		
55 - 59	1173	593	580	55 - 59	55 - 59	4.79	4.74	4.84	55 - 59		
60 - 64	965	482	483	60 - 64	60 - 64	3.94	3.85	4.03	60 - 64		
65 - 69	926	411	515	65 - 69	65 - 69	3.78	3.28	4.30	65 - 69		
70 - 74	673	312	361	70 - 74	70 - 74	2.75	2.49	3.01	70 - 74		
75 - 79	416	174	242	75 - 79	75 - 79	1.70	1.39	2.02	75 - 79		
80 - 84	193	75	118	80 - 84	80 - 84	0.79	0.60	0.98	80 - 84		
85 i pove}e	81	40	41	85 and more	85 i pove}e	0.33	0.32	0.34	85 and more		
Nepoznato	6	2	4	Unknown	Nepoznato	0.02	0.02	0.03	Unknown		

				Rankovce Rankovce							
Voзраст	Sé	Ma`i	@eni	Age	Voзраст	Sé	Ma`i	@eni	Age		
	All	Male	Female			All	Male	Female			
Vkupno	4144	2177	1967	Total	Vkupno	100.00	100.00	100.00	Total		
0 - 4	225	124	101	0 - 4	0 - 4	5.43	5.70	5.13	0 - 4		
5 - 9	279	153	126	5 - 9	5 - 9	6.73	7.03	6.41	5 - 9		
10 - 14	314	164	150	10 - 14	10 - 14	7.58	7.53	7.63	10 - 14		
15 - 19	322	163	159	15 - 19	15 - 19	7.77	7.49	8.08	15 - 19		
20 - 24	272	150	122	20 - 24	20 - 24	6.56	6.89	6.20	20 - 24		
25 - 29	243	136	107	25 - 29	25 - 29	5.86	6.25	5.44	25 - 29		
30 - 34	270	158	112	30 - 34	30 - 34	6.52	7.26	5.69	30 - 34		
35 - 39	330	194	136	35 - 39	35 - 39	7.96	8.91	6.91	35 - 39		
40 - 44	329	194	135	40 - 44	40 - 44	7.94	8.91	6.86	40 - 44		
45 - 49	278	158	120	45 - 49	45 - 49	6.71	7.26	6.10	45 - 49		
50 - 54	215	116	99	50 - 54	50 - 54	5.19	5.33	5.03	50 - 54		
55 - 59	144	70	74	55 - 59	55 - 59	3.47	3.22	3.76	55 - 59		
60 - 64	165	69	96	60 - 64	60 - 64	3.98	3.17	4.88	60 - 64		
65 - 69	262	121	141	65 - 69	65 - 69	6.32	5.56	7.17	65 - 69		
70 - 74	215	96	119	70 - 74	70 - 74	5.19	4.41	6.05	70 - 74		
75 - 79	162	65	97	75 - 79	75 - 79	3.91	2.99	4.93	75 - 79		
80 - 84	87	37	50	80 - 84	80 - 84	2.10	1.70	2.54	80 - 84		
85 i pove}e	29	9	20	85 and more	85 i pove}e	0.70	0.41	1.02	85 and more		
Nepoznato	3	-	3	Unknown	Nepoznato	0.07	-	0.15	Unknown		

Tabel a 3:

Vkupno naseljeni na Republika Makedonija spored petgodični grupi na voзраст, po pol  
Table 3: Total population of the Republic of Macedonia according to five-years age groups, by sex

				Resen				Resen			
Voзраст	Sé	Ma`i	@eni	Age	Voзраст	Sé	Ma`i	@eni	Age		
	All	Male	Female			All	Male	Female			
Vkupno	16825	8413	8412	Total	Vkupno	100.00	100.00	100.00	Total		
0 - 4	725	388	337	0 - 4	0 - 4	4.31	4.61	4.01	0 - 4		
5 - 9	929	495	434	5 - 9	5 - 9	5.52	5.88	5.16	5 - 9		
10 - 14	1198	631	567	10 - 14	10 - 14	7.12	7.50	6.74	10 - 14		
15 - 19	1382	743	639	15 - 19	15 - 19	8.21	8.83	7.60	15 - 19		
20 - 24	1145	604	541	20 - 24	20 - 24	6.81	7.18	6.43	20 - 24		
25 - 29	997	508	489	25 - 29	25 - 29	5.93	6.04	5.81	25 - 29		
30 - 34	987	499	488	30 - 34	30 - 34	5.87	5.93	5.80	30 - 34		
35 - 39	1148	537	611	35 - 39	35 - 39	6.82	6.38	7.26	35 - 39		
40 - 44	1326	676	650	40 - 44	40 - 44	7.88	8.04	7.73	40 - 44		
45 - 49	1265	694	571	45 - 49	45 - 49	7.52	8.25	6.79	45 - 49		
50 - 54	1105	546	559	50 - 54	50 - 54	6.57	6.49	6.65	50 - 54		
55 - 59	784	365	419	55 - 59	55 - 59	4.66	4.34	4.98	55 - 59		
60 - 64	781	359	422	60 - 64	60 - 64	4.64	4.27	5.02	60 - 64		
65 - 69	1031	478	553	65 - 69	65 - 69	6.13	5.68	6.57	65 - 69		
70 - 74	873	397	476	70 - 74	70 - 74	5.19	4.72	5.66	70 - 74		
75 - 79	659	269	390	75 - 79	75 - 79	3.92	3.20	4.64	75 - 79		
80 - 84	330	157	173	80 - 84	80 - 84	1.96	1.87	2.06	80 - 84		
85 i pove}e	143	62	81	85 and more	85 i pove}e	0.85	0.74	0.96	85 and more		
Nepoznato	17	5	12	Unknown	Nepoznato	0.10	0.06	0.14	Unknown		

				Rosoman				Rosoman			
Voзраст	Sé	Ma`i	@eni	Age	Voзраст	Sé	Ma`i	@eni	Age		
	All	Male	Female			All	Male	Female			
Vkupno	4141	2150	1991	Total	Vkupno	100.00	100.00	100.00	Total		
0 - 4	236	121	115	0 - 4	0 - 4	5.70	5.63	5.78	0 - 4		
5 - 9	240	103	137	5 - 9	5 - 9	5.80	4.79	6.88	5 - 9		
10 - 14	285	152	133	10 - 14	10 - 14	6.88	7.07	6.68	10 - 14		
15 - 19	269	149	120	15 - 19	15 - 19	6.50	6.93	6.03	15 - 19		
20 - 24	332	183	149	20 - 24	20 - 24	8.02	8.51	7.48	20 - 24		
25 - 29	289	177	112	25 - 29	25 - 29	6.98	8.23	5.63	25 - 29		
30 - 34	283	154	129	30 - 34	30 - 34	6.83	7.16	6.48	30 - 34		
35 - 39	294	157	137	35 - 39	35 - 39	7.10	7.30	6.88	35 - 39		
40 - 44	319	181	138	40 - 44	40 - 44	7.70	8.42	6.93	40 - 44		
45 - 49	310	174	136	45 - 49	45 - 49	7.49	8.09	6.83	45 - 49		
50 - 54	257	133	124	50 - 54	50 - 54	6.21	6.19	6.23	50 - 54		
55 - 59	212	98	114	55 - 59	55 - 59	5.12	4.56	5.73	55 - 59		
60 - 64	236	110	126	60 - 64	60 - 64	5.70	5.12	6.33	60 - 64		
65 - 69	234	104	130	65 - 69	65 - 69	5.65	4.84	6.53	65 - 69		
70 - 74	188	86	102	70 - 74	70 - 74	4.54	4.00	5.12	70 - 74		
75 - 79	93	39	54	75 - 79	75 - 79	2.25	1.81	2.71	75 - 79		
80 - 84	42	19	23	80 - 84	80 - 84	1.01	0.88	1.16	80 - 84		
85 i pove}e	20	9	11	85 and more	85 i pove}e	0.48	0.42	0.55	85 and more		
Nepoznato	2	1	1	Unknown	Nepoznato	0.05	0.05	0.05	Unknown		

Tabela 3:

Vkupno naseljeni na Republika Makedonija spored petgodišni grupi na voзраст, po pol  
Table 3: Total population of the Republic of Macedonia according to five-years age groups, by sex

				Rostuška Rostuška							
Voзраст	Sé	Ma`i	@eni	Age	Voзраст	Sé	Ma`i	@eni	Age		
	All	Male	Female			All	Male	Female			
Vkupno	9451	4722	4729	Total	Vkupno	100.00	100.00	100.00	Total		
0 - 4	746	384	362	0 - 4	0 - 4	7.89	8.13	7.65	0 - 4		
5 - 9	949	489	460	5 - 9	5 - 9	10.04	10.36	9.73	5 - 9		
10 - 14	1020	534	486	10 - 14	10 - 14	10.79	11.31	10.28	10 - 14		
15 - 19	986	496	490	15 - 19	15 - 19	10.43	10.50	10.36	15 - 19		
20 - 24	835	456	379	20 - 24	20 - 24	8.84	9.66	8.01	20 - 24		
25 - 29	760	393	367	25 - 29	25 - 29	8.04	8.32	7.76	25 - 29		
30 - 34	697	337	360	30 - 34	30 - 34	7.37	7.14	7.61	30 - 34		
35 - 39	698	350	348	35 - 39	35 - 39	7.39	7.41	7.36	35 - 39		
40 - 44	686	351	335	40 - 44	40 - 44	7.26	7.43	7.08	40 - 44		
45 - 49	501	240	261	45 - 49	45 - 49	5.30	5.08	5.52	45 - 49		
50 - 54	321	161	160	50 - 54	50 - 54	3.40	3.41	3.38	50 - 54		
55 - 59	247	97	150	55 - 59	55 - 59	2.61	2.05	3.17	55 - 59		
60 - 64	275	120	155	60 - 64	60 - 64	2.91	2.54	3.28	60 - 64		
65 - 69	280	130	150	65 - 69	65 - 69	2.96	2.75	3.17	65 - 69		
70 - 74	224	104	120	70 - 74	70 - 74	2.37	2.20	2.54	70 - 74		
75 - 79	139	47	92	75 - 79	75 - 79	1.47	1.00	1.95	75 - 79		
80 - 84	55	17	38	80 - 84	80 - 84	0.58	0.36	0.80	80 - 84		
85 i pove}e	21	14	7	85 and more	85 i pove}e	0.22	0.30	0.15	85 and more		
Nepoznato	11	2	9	Unknown	Nepoznato	0.12	0.04	0.19	Unknown		

				Samokov Samokov							
Voзраст	Sé	Ma`i	@eni	Age	Voзраст	Sé	Ma`i	@eni	Age		
	All	Male	Female			All	Male	Female			
Vkupno	1553	826	727	Total	Vkupno	100.00	100.00	100.00	Total		
0 - 4	51	28	23	0 - 4	0 - 4	3.28	3.39	3.16	0 - 4		
5 - 9	75	35	40	5 - 9	5 - 9	4.83	4.24	5.50	5 - 9		
10 - 14	73	40	33	10 - 14	10 - 14	4.70	4.84	4.54	10 - 14		
15 - 19	88	40	48	15 - 19	15 - 19	5.67	4.84	6.60	15 - 19		
20 - 24	64	38	26	20 - 24	20 - 24	4.12	4.60	3.58	20 - 24		
25 - 29	77	51	26	25 - 29	25 - 29	4.96	6.17	3.58	25 - 29		
30 - 34	116	80	36	30 - 34	30 - 34	7.47	9.69	4.95	30 - 34		
35 - 39	113	78	35	35 - 39	35 - 39	7.28	9.44	4.81	35 - 39		
40 - 44	95	68	27	40 - 44	40 - 44	6.12	8.23	3.71	40 - 44		
45 - 49	65	41	24	45 - 49	45 - 49	4.19	4.96	3.30	45 - 49		
50 - 54	50	22	28	50 - 54	50 - 54	3.22	2.66	3.85	50 - 54		
55 - 59	66	29	37	55 - 59	55 - 59	4.25	3.51	5.09	55 - 59		
60 - 64	106	49	57	60 - 64	60 - 64	6.83	5.93	7.84	60 - 64		
65 - 69	144	66	78	65 - 69	65 - 69	9.27	7.99	10.73	65 - 69		
70 - 74	171	72	99	70 - 74	70 - 74	11.01	8.72	13.62	70 - 74		
75 - 79	112	44	68	75 - 79	75 - 79	7.21	5.33	9.35	75 - 79		
80 - 84	64	33	31	80 - 84	80 - 84	4.12	4.00	4.26	80 - 84		
85 i pove}e	21	12	9	85 and more	85 i pove}e	1.35	1.45	1.24	85 and more		
Nepoznato	2	-	2	Unknown	Nepoznato	0.13	-	0.28	Unknown		

Tabel a 3:

Vkupno naseljeni na Republika Makedonija spored petgodični grupi na voзраст, po pol  
Table 3: Total population of the Republic of Macedonia according to five-years age groups, by sex

Saraj  
Saraj

Voзраст	Sé	Ma`i	@eni	Age	Voзраст	Sé	Ma`i	@eni	Age
	All	Male	Female			All	Male	Female	
Vkupno	24253	12315	11938	Total	Vkupno	100.00	100.00	100.00	Total
0 - 4	2365	1195	1170	0 - 4	0 - 4	9.75	9.70	9.80	0 - 4
5 - 9	2336	1227	1109	5 - 9	5 - 9	9.63	9.96	9.29	5 - 9
10 - 14	2514	1329	1185	10 - 14	10 - 14	10.37	10.79	9.93	10 - 14
15 - 19	2227	1079	1148	15 - 19	15 - 19	9.18	8.76	9.62	15 - 19
20 - 24	2252	1200	1052	20 - 24	20 - 24	9.29	9.74	8.81	20 - 24
25 - 29	2248	1175	1073	25 - 29	25 - 29	9.27	9.54	8.99	25 - 29
30 - 34	2086	1051	1035	30 - 34	30 - 34	8.60	8.53	8.67	30 - 34
35 - 39	1879	949	930	35 - 39	35 - 39	7.75	7.71	7.79	35 - 39
40 - 44	1431	707	724	40 - 44	40 - 44	5.90	5.74	6.06	40 - 44
45 - 49	1210	589	621	45 - 49	45 - 49	4.99	4.78	5.20	45 - 49
50 - 54	955	472	483	50 - 54	50 - 54	3.94	3.83	4.05	50 - 54
55 - 59	727	358	369	55 - 59	55 - 59	3.00	2.91	3.09	55 - 59
60 - 64	666	339	327	60 - 64	60 - 64	2.75	2.75	2.74	60 - 64
65 - 69	582	289	293	65 - 69	65 - 69	2.40	2.35	2.45	65 - 69
70 - 74	377	177	200	70 - 74	70 - 74	1.55	1.44	1.68	70 - 74
75 - 79	194	89	105	75 - 79	75 - 79	0.80	0.72	0.88	75 - 79
80 - 84	113	56	57	80 - 84	80 - 84	0.47	0.45	0.48	80 - 84
85 i pove}e	81	30	51	85 and more	85 i pove}e	0.33	0.24	0.43	85 and more
Nepoznato	10	4	6	Unknown	Nepoznato	0.04	0.03	0.05	Unknown

Sveti Nikol e  
Sveti Nikole

Voзраст	Sé	Ma`i	@eni	Age	Voзраст	Sé	Ma`i	@eni	Age
	All	Male	Female			All	Male	Female	
Vkupno	18497	9571	8926	Total	Vkupno	100.00	100.00	100.00	Total
0 - 4	912	457	455	0 - 4	0 - 4	4.93	4.77	5.10	0 - 4
5 - 9	1055	557	498	5 - 9	5 - 9	5.70	5.82	5.58	5 - 9
10 - 14	1331	695	636	10 - 14	10 - 14	7.20	7.26	7.13	10 - 14
15 - 19	1495	767	728	15 - 19	15 - 19	8.08	8.01	8.16	15 - 19
20 - 24	1392	769	623	20 - 24	20 - 24	7.53	8.03	6.98	20 - 24
25 - 29	1272	665	607	25 - 29	25 - 29	6.88	6.95	6.80	25 - 29
30 - 34	1252	672	580	30 - 34	30 - 34	6.77	7.02	6.50	30 - 34
35 - 39	1402	728	674	35 - 39	35 - 39	7.58	7.61	7.55	35 - 39
40 - 44	1517	820	697	40 - 44	40 - 44	8.20	8.57	7.81	40 - 44
45 - 49	1454	793	661	45 - 49	45 - 49	7.86	8.29	7.41	45 - 49
50 - 54	1272	631	641	50 - 54	50 - 54	6.88	6.59	7.18	50 - 54
55 - 59	933	492	441	55 - 59	55 - 59	5.04	5.14	4.94	55 - 59
60 - 64	904	440	464	60 - 64	60 - 64	4.89	4.60	5.20	60 - 64
65 - 69	865	399	466	65 - 69	65 - 69	4.68	4.17	5.22	65 - 69
70 - 74	664	313	351	70 - 74	70 - 74	3.59	3.27	3.93	70 - 74
75 - 79	417	212	205	75 - 79	75 - 79	2.25	2.22	2.30	75 - 79
80 - 84	259	123	136	80 - 84	80 - 84	1.40	1.29	1.52	80 - 84
85 i pove}e	91	37	54	85 and more	85 i pove}e	0.49	0.39	0.60	85 and more
Nepoznato	10	1	9	Unknown	Nepoznato	0.05	0.01	0.10	Unknown

Tabela 3:

Vkupno naseljeni na Republika Makedonija spored petgodišni grupi na voзраст, po pol  
Table 3: Total population of the Republic of Macedonia according to five-years age groups, by sex

Sopište  
Sopište

Voзраст	Sé	Ma`i	@eni	Age	Voзраст	Sé	Ma`i	@eni	Age
	All	Male	Female			All	Male	Female	
Vkupno	9522	4885	4637	Total	Vkupno	100.00	100.00	100.00	Total
0 - 4	630	318	312	0 - 4	0 - 4	6.62	6.51	6.73	0 - 4
5 - 9	713	368	345	5 - 9	5 - 9	7.49	7.53	7.44	5 - 9
10 - 14	815	417	398	10 - 14	10 - 14	8.56	8.54	8.58	10 - 14
15 - 19	785	398	387	15 - 19	15 - 19	8.24	8.15	8.35	15 - 19
20 - 24	772	381	391	20 - 24	20 - 24	8.11	7.80	8.43	20 - 24
25 - 29	670	338	332	25 - 29	25 - 29	7.04	6.92	7.16	25 - 29
30 - 34	753	406	347	30 - 34	30 - 34	7.91	8.31	7.48	30 - 34
35 - 39	766	411	355	35 - 39	35 - 39	8.04	8.41	7.66	35 - 39
40 - 44	710	389	321	40 - 44	40 - 44	7.46	7.96	6.92	40 - 44
45 - 49	666	368	298	45 - 49	45 - 49	6.99	7.53	6.43	45 - 49
50 - 54	518	270	248	50 - 54	50 - 54	5.44	5.53	5.35	50 - 54
55 - 59	393	189	204	55 - 59	55 - 59	4.13	3.87	4.40	55 - 59
60 - 64	444	208	236	60 - 64	60 - 64	4.66	4.26	5.09	60 - 64
65 - 69	369	169	200	65 - 69	65 - 69	3.88	3.46	4.31	65 - 69
70 - 74	259	132	127	70 - 74	70 - 74	2.72	2.70	2.74	70 - 74
75 - 79	138	63	75	75 - 79	75 - 79	1.45	1.29	1.62	75 - 79
80 - 84	82	41	41	80 - 84	80 - 84	0.86	0.84	0.88	80 - 84
85 i pove}e	37	18	19	85 and more	85 i pove}e	0.39	0.37	0.41	85 and more
Nepoznato	2	1	1	Unknown	Nepoznato	0.02	0.02	0.02	Unknown

Sopotnica  
Sopotnica

Voзраст	Sé	Ma`i	@eni	Age	Voзраст	Sé	Ma`i	@eni	Age
	All	Male	Female			All	Male	Female	
Vkupno	2319	1169	1150	Total	Vkupno	100.00	100.00	100.00	Total
0 - 4	75	36	39	0 - 4	0 - 4	3.23	3.08	3.39	0 - 4
5 - 9	84	49	35	5 - 9	5 - 9	3.62	4.19	3.04	5 - 9
10 - 14	133	66	67	10 - 14	10 - 14	5.74	5.65	5.83	10 - 14
15 - 19	97	44	53	15 - 19	15 - 19	4.18	3.76	4.61	15 - 19
20 - 24	108	58	50	20 - 24	20 - 24	4.66	4.96	4.35	20 - 24
25 - 29	105	69	36	25 - 29	25 - 29	4.53	5.90	3.13	25 - 29
30 - 34	132	72	60	30 - 34	30 - 34	5.69	6.16	5.22	30 - 34
35 - 39	147	83	64	35 - 39	35 - 39	6.34	7.10	5.57	35 - 39
40 - 44	129	87	42	40 - 44	40 - 44	5.56	7.44	3.65	40 - 44
45 - 49	127	70	57	45 - 49	45 - 49	5.48	5.99	4.96	45 - 49
50 - 54	128	54	74	50 - 54	50 - 54	5.52	4.62	6.43	50 - 54
55 - 59	144	72	72	55 - 59	55 - 59	6.21	6.16	6.26	55 - 59
60 - 64	188	88	100	60 - 64	60 - 64	8.11	7.53	8.70	60 - 64
65 - 69	210	85	125	65 - 69	65 - 69	9.06	7.27	10.87	65 - 69
70 - 74	244	116	128	70 - 74	70 - 74	10.52	9.92	11.13	70 - 74
75 - 79	156	68	88	75 - 79	75 - 79	6.73	5.82	7.65	75 - 79
80 - 84	75	33	42	80 - 84	80 - 84	3.23	2.82	3.65	80 - 84
85 i pove}e	33	19	14	85 and more	85 i pove}e	1.42	1.63	1.22	85 and more
Nepoznato	4	-	4	Unknown	Nepoznato	0.17	-	0.35	Unknown



Tabel a 3:

Vkupno naseljeni na Republika Makedonija spored petgodični grupi na voзраст, po pol  
Table 3: Total population of the Republic of Macedonia according to five-years age groups, by sex

Srbino  
Srbinovo

Voзраст	Sé	Ma`i	@eni	Age	Voзраст	Sé	Ma`i	@eni	Age
	All	Male	Female			All	Male	Female	
Vkupno	3709	1917	1792	Total	Vkupno	100.00	100.00	100.00	Total
0 - 4	248	146	102	0 - 4	0 - 4	6.69	7.62	5.69	0 - 4
5 - 9	394	234	160	5 - 9	5 - 9	10.62	12.21	8.93	5 - 9
10 - 14	440	209	231	10 - 14	10 - 14	11.86	10.90	12.89	10 - 14
15 - 19	412	219	193	15 - 19	15 - 19	11.11	11.42	10.77	15 - 19
20 - 24	358	186	172	20 - 24	20 - 24	9.65	9.70	9.60	20 - 24
25 - 29	295	145	150	25 - 29	25 - 29	7.95	7.56	8.37	25 - 29
30 - 34	281	141	140	30 - 34	30 - 34	7.58	7.36	7.81	30 - 34
35 - 39	280	134	146	35 - 39	35 - 39	7.55	6.99	8.15	35 - 39
40 - 44	215	105	110	40 - 44	40 - 44	5.80	5.48	6.14	40 - 44
45 - 49	150	83	67	45 - 49	45 - 49	4.04	4.33	3.74	45 - 49
50 - 54	132	57	75	50 - 54	50 - 54	3.56	2.97	4.19	50 - 54
55 - 59	93	49	44	55 - 59	55 - 59	2.51	2.56	2.46	55 - 59
60 - 64	112	52	60	60 - 64	60 - 64	3.02	2.71	3.35	60 - 64
65 - 69	125	65	60	65 - 69	65 - 69	3.37	3.39	3.35	65 - 69
70 - 74	89	47	42	70 - 74	70 - 74	2.40	2.45	2.34	70 - 74
75 - 79	44	27	17	75 - 79	75 - 79	1.19	1.41	0.95	75 - 79
80 - 84	20	8	12	80 - 84	80 - 84	0.54	0.42	0.67	80 - 84
85 i pove}e	19	10	9	85 and more	85 i pove}e	0.51	0.52	0.50	85 and more
Nepoznato	2	-	2	Unknown	Nepoznato	0.05	-	0.11	Unknown

Star Dojran  
Star Dojran

Voзраст	Sé	Ma`i	@eni	Age	Voзраст	Sé	Ma`i	@eni	Age
	All	Male	Female			All	Male	Female	
Vkupno	3426	1728	1698	Total	Vkupno	100.00	100.00	100.00	Total
0 - 4	173	97	76	0 - 4	0 - 4	5.05	5.61	4.48	0 - 4
5 - 9	217	101	116	5 - 9	5 - 9	6.33	5.84	6.83	5 - 9
10 - 14	265	136	129	10 - 14	10 - 14	7.73	7.87	7.60	10 - 14
15 - 19	287	140	147	15 - 19	15 - 19	8.38	8.10	8.66	15 - 19
20 - 24	229	125	104	20 - 24	20 - 24	6.68	7.23	6.12	20 - 24
25 - 29	251	135	116	25 - 29	25 - 29	7.33	7.81	6.83	25 - 29
30 - 34	226	108	118	30 - 34	30 - 34	6.60	6.25	6.95	30 - 34
35 - 39	274	141	133	35 - 39	35 - 39	8.00	8.16	7.83	35 - 39
40 - 44	284	158	126	40 - 44	40 - 44	8.29	9.14	7.42	40 - 44
45 - 49	242	125	117	45 - 49	45 - 49	7.06	7.23	6.89	45 - 49
50 - 54	181	90	91	50 - 54	50 - 54	5.28	5.21	5.36	50 - 54
55 - 59	160	80	80	55 - 59	55 - 59	4.67	4.63	4.71	55 - 59
60 - 64	183	76	107	60 - 64	60 - 64	5.34	4.40	6.30	60 - 64
65 - 69	177	90	87	65 - 69	65 - 69	5.17	5.21	5.12	65 - 69
70 - 74	127	57	70	70 - 74	70 - 74	3.71	3.30	4.12	70 - 74
75 - 79	97	43	54	75 - 79	75 - 79	2.83	2.49	3.18	75 - 79
80 - 84	38	19	19	80 - 84	80 - 84	1.11	1.10	1.12	80 - 84
85 i pove}e	15	7	8	85 and more	85 i pove}e	0.44	0.41	0.47	85 and more
Nepoznato	-	-	-	Unknown	Nepoznato	-	-	-	Unknown

Tabela 3:

Vkupno naseljeni na Republika Makedonija spored petgodišni grupi na voзраст, po pol  
Table 3: Total population of the Republic of Macedonia according to five-years age groups, by sex

Staravi na  
Staravina

Voзраст	Sé	Ma`i	@eni	Age	Voзраст	Sé	Ma`i	@eni	Age
	All	Male	Female			All	Male	Female	
Vkupno	316	159	157	Total	Vkupno	100.00	100.00	100.00	Total
0 - 4	6	1	5	0 - 4	0 - 4	1.90	0.63	3.18	0 - 4
5 - 9	6	3	3	5 - 9	5 - 9	1.90	1.89	1.91	5 - 9
10 - 14	6	1	5	10 - 14	10 - 14	1.90	0.63	3.18	10 - 14
15 - 19	7	2	5	15 - 19	15 - 19	2.22	1.26	3.18	15 - 19
20 - 24	1	-	1	20 - 24	20 - 24	0.32	-	0.64	20 - 24
25 - 29	9	6	3	25 - 29	25 - 29	2.85	3.77	1.91	25 - 29
30 - 34	11	8	3	30 - 34	30 - 34	3.48	5.03	1.91	30 - 34
35 - 39	12	10	2	35 - 39	35 - 39	3.80	6.29	1.27	35 - 39
40 - 44	6	5	1	40 - 44	40 - 44	1.90	3.14	0.64	40 - 44
45 - 49	7	5	2	45 - 49	45 - 49	2.22	3.14	1.27	45 - 49
50 - 54	7	2	5	50 - 54	50 - 54	2.22	1.26	3.18	50 - 54
55 - 59	17	9	8	55 - 59	55 - 59	5.38	5.66	5.10	55 - 59
60 - 64	27	11	16	60 - 64	60 - 64	8.54	6.92	10.19	60 - 64
65 - 69	62	34	28	65 - 69	65 - 69	19.62	21.38	17.83	65 - 69
70 - 74	53	24	29	70 - 74	70 - 74	16.77	15.09	18.47	70 - 74
75 - 79	53	28	25	75 - 79	75 - 79	16.77	17.61	15.92	75 - 79
80 - 84	21	8	13	80 - 84	80 - 84	6.65	5.03	8.28	80 - 84
85 i pove}e	5	2	3	85 and more	85 i pove}e	1.58	1.26	1.91	85 and more
Nepoznato	-	-	-	Unknown	Nepoznato	-	-	-	Unknown

Staro Nagori -ane  
Staro Nagori -ane

Voзраст	Sé	Ma`i	@eni	Age	Voзраст	Sé	Ma`i	@eni	Age
	All	Male	Female			All	Male	Female	
Vkupno	4258	2255	2003	Total	Vkupno	100.00	100.00	100.00	Total
0 - 4	228	125	103	0 - 4	0 - 4	5.35	5.54	5.14	0 - 4
5 - 9	229	112	117	5 - 9	5 - 9	5.38	4.97	5.84	5 - 9
10 - 14	232	116	116	10 - 14	10 - 14	5.45	5.14	5.79	10 - 14
15 - 19	227	112	115	15 - 19	15 - 19	5.33	4.97	5.74	15 - 19
20 - 24	224	124	100	20 - 24	20 - 24	5.26	5.50	4.99	20 - 24
25 - 29	265	166	99	25 - 29	25 - 29	6.22	7.36	4.94	25 - 29
30 - 34	253	161	92	30 - 34	30 - 34	5.94	7.14	4.59	30 - 34
35 - 39	216	138	78	35 - 39	35 - 39	5.07	6.12	3.89	35 - 39
40 - 44	230	144	86	40 - 44	40 - 44	5.40	6.39	4.29	40 - 44
45 - 49	209	113	96	45 - 49	45 - 49	4.91	5.01	4.79	45 - 49
50 - 54	220	121	99	50 - 54	50 - 54	5.17	5.37	4.94	50 - 54
55 - 59	224	107	117	55 - 59	55 - 59	5.26	4.75	5.84	55 - 59
60 - 64	327	148	179	60 - 64	60 - 64	7.68	6.56	8.94	60 - 64
65 - 69	394	202	192	65 - 69	65 - 69	9.25	8.96	9.59	65 - 69
70 - 74	376	174	202	70 - 74	70 - 74	8.83	7.72	10.08	70 - 74
75 - 79	235	107	128	75 - 79	75 - 79	5.52	4.75	6.39	75 - 79
80 - 84	116	62	54	80 - 84	80 - 84	2.72	2.75	2.70	80 - 84
85 i pove}e	36	21	15	85 and more	85 i pove}e	0.85	0.93	0.75	85 and more
Nepoznato	17	2	15	Unknown	Nepoznato	0.40	0.09	0.75	Unknown

Tabel a 3:

Vkupno naseljeni na Republika Makedonija spored petgodišni grupi na voзраст, po pol  
Table 3: Total population of the Republic of Macedonia according to five-years age groups, by sex

				Struga Struga							
Voзраст	Sé	Ma`i	@eni	Age	Voзраст	Sé	Ma`i	@eni	Age		
	All	Male	Female			All	Male	Female			
Vkupno	36892	18407	18485	Total	Vkupno	100.00	100.00	100.00	Total		
0 - 4	2350	1213	1137	0 - 4	0 - 4	6.37	6.59	6.15	0 - 4		
5 - 9	2984	1513	1471	5 - 9	5 - 9	8.09	8.22	7.96	5 - 9		
10 - 14	3589	1866	1723	10 - 14	10 - 14	9.73	10.14	9.32	10 - 14		
15 - 19	3587	1829	1758	15 - 19	15 - 19	9.72	9.94	9.51	15 - 19		
20 - 24	2946	1530	1416	20 - 24	20 - 24	7.99	8.31	7.66	20 - 24		
25 - 29	2743	1399	1344	25 - 29	25 - 29	7.44	7.60	7.27	25 - 29		
30 - 34	2579	1247	1332	30 - 34	30 - 34	6.99	6.77	7.21	30 - 34		
35 - 39	2819	1397	1422	35 - 39	35 - 39	7.64	7.59	7.69	35 - 39		
40 - 44	2773	1380	1393	40 - 44	40 - 44	7.52	7.50	7.54	40 - 44		
45 - 49	2457	1270	1187	45 - 49	45 - 49	6.66	6.90	6.42	45 - 49		
50 - 54	2035	999	1036	50 - 54	50 - 54	5.52	5.43	5.60	50 - 54		
55 - 59	1365	641	724	55 - 59	55 - 59	3.70	3.48	3.92	55 - 59		
60 - 64	1338	602	736	60 - 64	60 - 64	3.63	3.27	3.98	60 - 64		
65 - 69	1251	599	652	65 - 69	65 - 69	3.39	3.25	3.53	65 - 69		
70 - 74	1030	459	571	70 - 74	70 - 74	2.79	2.49	3.09	70 - 74		
75 - 79	672	302	370	75 - 79	75 - 79	1.82	1.64	2.00	75 - 79		
80 - 84	272	115	157	80 - 84	80 - 84	0.74	0.62	0.85	80 - 84		
85 i pove}e	95	44	51	85 and more	85 i pove}e	0.26	0.24	0.28	85 and more		
Nepoznato	7	2	5	Unknown	Nepoznato	0.02	0.01	0.03	Unknown		

				Strumica Strumica							
Voзраст	Sé	Ma`i	@eni	Age	Voзраст	Sé	Ma`i	@eni	Age		
	All	Male	Female			All	Male	Female			
Vkupno	45087	22428	22659	Total	Vkupno	100.00	100.00	100.00	Total		
0 - 4	2560	1279	1281	0 - 4	0 - 4	5.68	5.70	5.65	0 - 4		
5 - 9	2801	1398	1403	5 - 9	5 - 9	6.21	6.23	6.19	5 - 9		
10 - 14	3360	1710	1650	10 - 14	10 - 14	7.45	7.62	7.28	10 - 14		
15 - 19	3758	1936	1822	15 - 19	15 - 19	8.33	8.63	8.04	15 - 19		
20 - 24	3863	1973	1890	20 - 24	20 - 24	8.57	8.80	8.34	20 - 24		
25 - 29	3327	1681	1646	25 - 29	25 - 29	7.38	7.50	7.26	25 - 29		
30 - 34	3068	1562	1506	30 - 34	30 - 34	6.80	6.96	6.65	30 - 34		
35 - 39	3463	1739	1724	35 - 39	35 - 39	7.68	7.75	7.61	35 - 39		
40 - 44	3628	1820	1808	40 - 44	40 - 44	8.05	8.11	7.98	40 - 44		
45 - 49	3746	1922	1824	45 - 49	45 - 49	8.31	8.57	8.05	45 - 49		
50 - 54	3127	1581	1546	50 - 54	50 - 54	6.94	7.05	6.82	50 - 54		
55 - 59	2180	1063	1117	55 - 59	55 - 59	4.84	4.74	4.93	55 - 59		
60 - 64	1894	923	971	60 - 64	60 - 64	4.20	4.12	4.29	60 - 64		
65 - 69	1775	779	996	65 - 69	65 - 69	3.94	3.47	4.40	65 - 69		
70 - 74	1239	540	699	70 - 74	70 - 74	2.75	2.41	3.08	70 - 74		
75 - 79	766	299	467	75 - 79	75 - 79	1.70	1.33	2.06	75 - 79		
80 - 84	389	164	225	80 - 84	80 - 84	0.86	0.73	0.99	80 - 84		
85 i pove}e	132	55	77	85 and more	85 i pove}e	0.29	0.25	0.34	85 and more		
Nepoznato	11	4	7	Unknown	Nepoznato	0.02	0.02	0.03	Unknown		

Tabela 3:

Vkupno naseljeni na Republika Makedonija spored petgodišni grupi na voзраст, po pol  
Table 3: Total population of the Republic of Macedonia according to five-years age groups, by sex

Studeneni -ani  
Studeneni-ani

Voзраст	Sé	Ma`i	@eni	Age	Voзраст	Sé	Ma`i	@eni	Age
	All	Male	Female			All	Male	Female	
Vkupno	17246	8910	8336	Total	Vkupno	100.00	100.00	100.00	Total
0 - 4	1808	960	848	0 - 4	0 - 4	10.48	10.77	10.17	0 - 4
5 - 9	1789	900	889	5 - 9	5 - 9	10.37	10.10	10.66	5 - 9
10 - 14	1801	931	870	10 - 14	10 - 14	10.44	10.45	10.44	10 - 14
15 - 19	1650	852	798	15 - 19	15 - 19	9.57	9.56	9.57	15 - 19
20 - 24	1595	858	737	20 - 24	20 - 24	9.25	9.63	8.84	20 - 24
25 - 29	1638	875	763	25 - 29	25 - 29	9.50	9.82	9.15	25 - 29
30 - 34	1519	778	741	30 - 34	30 - 34	8.81	8.73	8.89	30 - 34
35 - 39	1162	618	544	35 - 39	35 - 39	6.74	6.94	6.53	35 - 39
40 - 44	939	472	467	40 - 44	40 - 44	5.44	5.30	5.60	40 - 44
45 - 49	724	339	385	45 - 49	45 - 49	4.20	3.80	4.62	45 - 49
50 - 54	584	269	315	50 - 54	50 - 54	3.39	3.02	3.78	50 - 54
55 - 59	572	289	283	55 - 59	55 - 59	3.32	3.24	3.39	55 - 59
60 - 64	514	286	228	60 - 64	60 - 64	2.98	3.21	2.74	60 - 64
65 - 69	441	230	211	65 - 69	65 - 69	2.56	2.58	2.53	65 - 69
70 - 74	247	130	117	70 - 74	70 - 74	1.43	1.46	1.40	70 - 74
75 - 79	152	73	79	75 - 79	75 - 79	0.88	0.82	0.95	75 - 79
80 - 84	59	32	27	80 - 84	80 - 84	0.34	0.36	0.32	80 - 84
85 i pove}e	32	9	23	85 and more	85 i pove}e	0.19	0.10	0.28	85 and more
Nepoznato	20	9	11	Unknown	Nepoznato	0.12	0.10	0.13	Unknown

Tearce  
Tearce

Voзраст	Sé	Ma`i	@eni	Age	Voзраст	Sé	Ma`i	@eni	Age
	All	Male	Female			All	Male	Female	
Vkupno	22454	11502	10952	Total	Vkupno	100.00	100.00	100.00	Total
0 - 4	1314	711	603	0 - 4	0 - 4	5.85	6.18	5.51	0 - 4
5 - 9	1845	966	879	5 - 9	5 - 9	8.22	8.40	8.03	5 - 9
10 - 14	2294	1237	1057	10 - 14	10 - 14	10.22	10.75	9.65	10 - 14
15 - 19	2212	1156	1056	15 - 19	15 - 19	9.85	10.05	9.64	15 - 19
20 - 24	1858	958	900	20 - 24	20 - 24	8.27	8.33	8.22	20 - 24
25 - 29	1631	851	780	25 - 29	25 - 29	7.26	7.40	7.12	25 - 29
30 - 34	1786	909	877	30 - 34	30 - 34	7.95	7.90	8.01	30 - 34
35 - 39	1964	949	1015	35 - 39	35 - 39	8.75	8.25	9.27	35 - 39
40 - 44	1749	892	857	40 - 44	40 - 44	7.79	7.76	7.83	40 - 44
45 - 49	1276	640	636	45 - 49	45 - 49	5.68	5.56	5.81	45 - 49
50 - 54	927	484	443	50 - 54	50 - 54	4.13	4.21	4.04	50 - 54
55 - 59	740	365	375	55 - 59	55 - 59	3.30	3.17	3.42	55 - 59
60 - 64	862	441	421	60 - 64	60 - 64	3.84	3.83	3.84	60 - 64
65 - 69	783	376	407	65 - 69	65 - 69	3.49	3.27	3.72	65 - 69
70 - 74	598	295	303	70 - 74	70 - 74	2.66	2.56	2.77	70 - 74
75 - 79	351	167	184	75 - 79	75 - 79	1.56	1.45	1.68	75 - 79
80 - 84	157	71	86	80 - 84	80 - 84	0.70	0.62	0.79	80 - 84
85 i pove}e	70	28	42	85 and more	85 i pove}e	0.31	0.24	0.38	85 and more
Nepoznato	37	6	31	Unknown	Nepoznato	0.16	0.05	0.28	Unknown

Tabel a 3:

Vkupno naseljeni na Republika Makedonija spored petgodišni grupi na voзраст, po pol  
Table 3: Total population of the Republic of Macedonia according to five-years age groups, by sex

				Tetovo				Tetovo			
Voзраст	Sé	Ma`i	@eni	Age	Voзраст	Sé	Ma`i	@eni	Age		
	All	Male	Female			All	Male	Female			
Vkupno	70841	35523	35318	Total	Vkupno	100.00	100.00	100.00	Total		
0 - 4	4775	2419	2356	0 - 4	0 - 4	6.74	6.81	6.67	0 - 4		
5 - 9	5922	3059	2863	5 - 9	5 - 9	8.36	8.61	8.11	5 - 9		
10 - 14	6414	3366	3048	10 - 14	10 - 14	9.05	9.48	8.63	10 - 14		
15 - 19	6321	3239	3082	15 - 19	15 - 19	8.92	9.12	8.73	15 - 19		
20 - 24	5986	3094	2892	20 - 24	20 - 24	8.45	8.71	8.19	20 - 24		
25 - 29	5647	2835	2812	25 - 29	25 - 29	7.97	7.98	7.96	25 - 29		
30 - 34	5338	2640	2698	30 - 34	30 - 34	7.54	7.43	7.64	30 - 34		
35 - 39	5540	2760	2780	35 - 39	35 - 39	7.82	7.77	7.87	35 - 39		
40 - 44	5087	2584	2503	40 - 44	40 - 44	7.18	7.27	7.09	40 - 44		
45 - 49	4605	2314	2291	45 - 49	45 - 49	6.50	6.51	6.49	45 - 49		
50 - 54	3798	1855	1943	50 - 54	50 - 54	5.36	5.22	5.50	50 - 54		
55 - 59	2924	1419	1505	55 - 59	55 - 59	4.13	3.99	4.26	55 - 59		
60 - 64	2563	1214	1349	60 - 64	60 - 64	3.62	3.42	3.82	60 - 64		
65 - 69	2422	1159	1263	65 - 69	65 - 69	3.42	3.26	3.58	65 - 69		
70 - 74	1727	779	948	70 - 74	70 - 74	2.44	2.19	2.68	70 - 74		
75 - 79	986	462	524	75 - 79	75 - 79	1.39	1.30	1.48	75 - 79		
80 - 84	489	209	280	80 - 84	80 - 84	0.69	0.59	0.79	80 - 84		
85 i pove}e	227	93	134	85 and more	85 i pove}e	0.32	0.26	0.38	85 and more		
Nepoznato	70	23	47	Unknown	Nepoznato	0.10	0.06	0.13	Unknown		

				Topol -ani				Topol -ani			
Voзраст	Sé	Ma`i	@eni	Age	Voзраст	Sé	Ma`i	@eni	Age		
	All	Male	Female			All	Male	Female			
Vkupno	2923	1562	1361	Total	Vkupno	100.00	100.00	100.00	Total		
0 - 4	171	96	75	0 - 4	0 - 4	5.85	6.15	5.51	0 - 4		
5 - 9	163	85	78	5 - 9	5 - 9	5.58	5.44	5.73	5 - 9		
10 - 14	206	115	91	10 - 14	10 - 14	7.05	7.36	6.69	10 - 14		
15 - 19	212	103	109	15 - 19	15 - 19	7.25	6.59	8.01	15 - 19		
20 - 24	231	130	101	20 - 24	20 - 24	7.90	8.32	7.42	20 - 24		
25 - 29	195	117	78	25 - 29	25 - 29	6.67	7.49	5.73	25 - 29		
30 - 34	156	86	70	30 - 34	30 - 34	5.34	5.51	5.14	30 - 34		
35 - 39	171	93	78	35 - 39	35 - 39	5.85	5.95	5.73	35 - 39		
40 - 44	193	124	69	40 - 44	40 - 44	6.60	7.94	5.07	40 - 44		
45 - 49	165	95	70	45 - 49	45 - 49	5.64	6.08	5.14	45 - 49		
50 - 54	173	90	83	50 - 54	50 - 54	5.92	5.76	6.10	50 - 54		
55 - 59	113	54	59	55 - 59	55 - 59	3.87	3.46	4.34	55 - 59		
60 - 64	179	95	84	60 - 64	60 - 64	6.12	6.08	6.17	60 - 64		
65 - 69	220	99	121	65 - 69	65 - 69	7.53	6.34	8.89	65 - 69		
70 - 74	189	96	93	70 - 74	70 - 74	6.47	6.15	6.83	70 - 74		
75 - 79	104	48	56	75 - 79	75 - 79	3.56	3.07	4.11	75 - 79		
80 - 84	60	22	38	80 - 84	80 - 84	2.05	1.41	2.79	80 - 84		
85 i pove}e	22	14	8	85 and more	85 i pove}e	0.75	0.90	0.59	85 and more		
Nepoznato	-	-	-	Unknown	Nepoznato	-	-	-	Unknown		

Tabela 3:

Vkupno naseljeni na Republika Makedonija spored petgodišni grupi na voзраст, po pol  
Table 3: Total population of the Republic of Macedonia according to five-years age groups, by sex

Capari  
Capari

Voзраст	Sé Ma`i @eni			Age	Voзраст	Sé Ma`i @eni			Age
	All	Male	Female			All	Male	Female	
Vkupno	1424	713	711	Total	Vkupno	100.00	100.00	100.00	Total
0 - 4	57	30	27	0 - 4	0 - 4	4.00	4.21	3.80	0 - 4
5 - 9	69	45	24	5 - 9	5 - 9	4.85	6.31	3.38	5 - 9
10 - 14	70	35	35	10 - 14	10 - 14	4.92	4.91	4.92	10 - 14
15 - 19	91	49	42	15 - 19	15 - 19	6.39	6.87	5.91	15 - 19
20 - 24	71	37	34	20 - 24	20 - 24	4.99	5.19	4.78	20 - 24
25 - 29	55	26	29	25 - 29	25 - 29	3.86	3.65	4.08	25 - 29
30 - 34	88	49	39	30 - 34	30 - 34	6.18	6.87	5.49	30 - 34
35 - 39	93	55	38	35 - 39	35 - 39	6.53	7.71	5.34	35 - 39
40 - 44	91	53	38	40 - 44	40 - 44	6.39	7.43	5.34	40 - 44
45 - 49	86	45	41	45 - 49	45 - 49	6.04	6.31	5.77	45 - 49
50 - 54	64	28	36	50 - 54	50 - 54	4.49	3.93	5.06	50 - 54
55 - 59	57	21	36	55 - 59	55 - 59	4.00	2.95	5.06	55 - 59
60 - 64	102	39	63	60 - 64	60 - 64	7.16	5.47	8.86	60 - 64
65 - 69	156	76	80	65 - 69	65 - 69	10.96	10.66	11.25	65 - 69
70 - 74	122	50	72	70 - 74	70 - 74	8.57	7.01	10.13	70 - 74
75 - 79	98	53	45	75 - 79	75 - 79	6.88	7.43	6.33	75 - 79
80 - 84	41	17	24	80 - 84	80 - 84	2.88	2.38	3.38	80 - 84
85 i pove}e	13	5	8	85 and more	85 i pove}e	0.91	0.70	1.13	85 and more
Nepoznato	-	-	-	Unknown	Nepoznato	-	-	-	Unknown

Centar @upa  
Centar @upa

Voзраст	Sé Ma`i @eni			Age	Voзраст	Sé Ma`i @eni			Age
	All	Male	Female			All	Male	Female	
Vkupno	6299	3200	3099	Total	Vkupno	100.00	100.00	100.00	Total
0 - 4	622	310	312	0 - 4	0 - 4	9.87	9.69	10.07	0 - 4
5 - 9	673	352	321	5 - 9	5 - 9	10.68	11.00	10.36	5 - 9
10 - 14	697	351	346	10 - 14	10 - 14	11.07	10.97	11.16	10 - 14
15 - 19	640	326	314	15 - 19	15 - 19	10.16	10.19	10.13	15 - 19
20 - 24	624	309	315	20 - 24	20 - 24	9.91	9.66	10.16	20 - 24
25 - 29	595	304	291	25 - 29	25 - 29	9.45	9.50	9.39	25 - 29
30 - 34	510	262	248	30 - 34	30 - 34	8.10	8.19	8.00	30 - 34
35 - 39	445	246	199	35 - 39	35 - 39	7.06	7.69	6.42	35 - 39
40 - 44	363	186	177	40 - 44	40 - 44	5.76	5.81	5.71	40 - 44
45 - 49	259	137	122	45 - 49	45 - 49	4.11	4.28	3.94	45 - 49
50 - 54	230	106	124	50 - 54	50 - 54	3.65	3.31	4.00	50 - 54
55 - 59	145	77	68	55 - 59	55 - 59	2.30	2.41	2.19	55 - 59
60 - 64	164	70	94	60 - 64	60 - 64	2.60	2.19	3.03	60 - 64
65 - 69	127	64	63	65 - 69	65 - 69	2.02	2.00	2.03	65 - 69
70 - 74	97	52	45	70 - 74	70 - 74	1.54	1.63	1.45	70 - 74
75 - 79	64	32	32	75 - 79	75 - 79	1.02	1.00	1.03	75 - 79
80 - 84	25	9	16	80 - 84	80 - 84	0.40	0.28	0.52	80 - 84
85 i pove}e	14	5	9	85 and more	85 i pove}e	0.22	0.16	0.29	85 and more
Nepoznato	5	2	3	Unknown	Nepoznato	0.08	0.06	0.10	Unknown

Tabel a 3:

Vkupno naseljeni na Republika Makedonija spored petgodišni grupi na voзраст, po pol  
Table 3: Total population of the Republic of Macedonia according to five-years age groups, by sex

^a{ ka  
^a{ka

Voзраст	Sé	Ma`i	@eni	Age	Voзраст	Sé	Ma`i	@eni	Age
	All	Male	Female			All	Male	Female	
Vkupno	2878	1530	1348	Total	Vkupno	100.00	100.00	100.00	Total
0 - 4	227	137	90	0 - 4	0 - 4	7.89	8.95	6.68	0 - 4
5 - 9	226	114	112	5 - 9	5 - 9	7.85	7.45	8.31	5 - 9
10 - 14	227	136	91	10 - 14	10 - 14	7.89	8.89	6.75	10 - 14
15 - 19	195	96	99	15 - 19	15 - 19	6.78	6.27	7.34	15 - 19
20 - 24	234	128	106	20 - 24	20 - 24	8.13	8.37	7.86	20 - 24
25 - 29	218	121	97	25 - 29	25 - 29	7.57	7.91	7.20	25 - 29
30 - 34	229	132	97	30 - 34	30 - 34	7.96	8.63	7.20	30 - 34
35 - 39	208	119	89	35 - 39	35 - 39	7.23	7.78	6.60	35 - 39
40 - 44	184	95	89	40 - 44	40 - 44	6.39	6.21	6.60	40 - 44
45 - 49	175	96	79	45 - 49	45 - 49	6.08	6.27	5.86	45 - 49
50 - 54	167	81	86	50 - 54	50 - 54	5.80	5.29	6.38	50 - 54
55 - 59	119	59	60	55 - 59	55 - 59	4.13	3.86	4.45	55 - 59
60 - 64	138	68	70	60 - 64	60 - 64	4.79	4.44	5.19	60 - 64
65 - 69	129	62	67	65 - 69	65 - 69	4.48	4.05	4.97	65 - 69
70 - 74	89	37	52	70 - 74	70 - 74	3.09	2.42	3.86	70 - 74
75 - 79	63	29	34	75 - 79	75 - 79	2.19	1.90	2.52	75 - 79
80 - 84	35	14	21	80 - 84	80 - 84	1.22	0.92	1.56	80 - 84
85 i pove}e	14	6	8	85 and more	85 i pove}e	0.49	0.39	0.59	85 and more
Nepoznato	1	-	1	Unknown	Nepoznato	0.03	-	0.07	Unknown

^egrane  
^egrane

Voзраст	Sé	Ma`i	@eni	Age	Voзраст	Sé	Ma`i	@eni	Age
	All	Male	Female			All	Male	Female	
Vkupno	12310	6042	6268	Total	Vkupno	100.00	100.00	100.00	Total
0 - 4	899	479	420	0 - 4	0 - 4	7.30	7.93	6.70	0 - 4
5 - 9	1179	619	560	5 - 9	5 - 9	9.58	10.24	8.93	5 - 9
10 - 14	1350	674	676	10 - 14	10 - 14	10.97	11.16	10.78	10 - 14
15 - 19	1244	620	624	15 - 19	15 - 19	10.11	10.26	9.96	15 - 19
20 - 24	1043	558	485	20 - 24	20 - 24	8.47	9.24	7.74	20 - 24
25 - 29	1036	527	509	25 - 29	25 - 29	8.42	8.72	8.12	25 - 29
30 - 34	1058	533	525	30 - 34	30 - 34	8.59	8.82	8.38	30 - 34
35 - 39	1023	476	547	35 - 39	35 - 39	8.31	7.88	8.73	35 - 39
40 - 44	812	384	428	40 - 44	40 - 44	6.60	6.36	6.83	40 - 44
45 - 49	583	254	329	45 - 49	45 - 49	4.74	4.20	5.25	45 - 49
50 - 54	511	228	283	50 - 54	50 - 54	4.15	3.77	4.51	50 - 54
55 - 59	411	189	222	55 - 59	55 - 59	3.34	3.13	3.54	55 - 59
60 - 64	403	178	225	60 - 64	60 - 64	3.27	2.95	3.59	60 - 64
65 - 69	295	140	155	65 - 69	65 - 69	2.40	2.32	2.47	65 - 69
70 - 74	240	98	142	70 - 74	70 - 74	1.95	1.62	2.27	70 - 74
75 - 79	132	59	73	75 - 79	75 - 79	1.07	0.98	1.16	75 - 79
80 - 84	38	13	25	80 - 84	80 - 84	0.31	0.22	0.40	80 - 84
85 i pove}e	29	11	18	85 and more	85 i pove}e	0.24	0.18	0.29	85 and more
Nepoznato	24	2	22	Unknown	Nepoznato	0.19	0.03	0.35	Unknown

Tabela 3:

Vkupno naseljeni na Republika Makedonija spored petgodični grupi na voзраст, po pol  
Table 3: Total population of the Republic of Macedonia according to five-years age groups, by sex

				^e{i novo ^e{inovo					
Voзраст	Sé	Ma`i	@eni	Age	Voзраст	Sé	Ma`i	@eni	Age
	All	Male	Female			All	Male	Female	
Vkupno	2419	1254	1165	Total	Vkupno	100.00	100.00	100.00	Total
0 - 4	109	52	57	0 - 4	0 - 4	4.51	4.15	4.89	0 - 4
5 - 9	124	59	65	5 - 9	5 - 9	5.13	4.70	5.58	5 - 9
10 - 14	156	82	74	10 - 14	10 - 14	6.45	6.54	6.35	10 - 14
15 - 19	171	94	77	15 - 19	15 - 19	7.07	7.50	6.61	15 - 19
20 - 24	161	84	77	20 - 24	20 - 24	6.66	6.70	6.61	20 - 24
25 - 29	165	102	63	25 - 29	25 - 29	6.82	8.13	5.41	25 - 29
30 - 34	140	73	67	30 - 34	30 - 34	5.79	5.82	5.75	30 - 34
35 - 39	166	79	87	35 - 39	35 - 39	6.86	6.30	7.47	35 - 39
40 - 44	174	99	75	40 - 44	40 - 44	7.19	7.89	6.44	40 - 44
45 - 49	181	106	75	45 - 49	45 - 49	7.48	8.45	6.44	45 - 49
50 - 54	195	101	94	50 - 54	50 - 54	8.06	8.05	8.07	50 - 54
55 - 59	114	60	54	55 - 59	55 - 59	4.71	4.78	4.64	55 - 59
60 - 64	139	63	76	60 - 64	60 - 64	5.75	5.02	6.52	60 - 64
65 - 69	137	69	68	65 - 69	65 - 69	5.66	5.50	5.84	65 - 69
70 - 74	129	59	70	70 - 74	70 - 74	5.33	4.70	6.01	70 - 74
75 - 79	97	50	47	75 - 79	75 - 79	4.01	3.99	4.03	75 - 79
80 - 84	43	18	25	80 - 84	80 - 84	1.78	1.44	2.15	80 - 84
85 i pove}e	16	3	13	85 and more	85 i pove}e	0.66	0.24	1.12	85 and more
Nepoznato	2	1	1	Unknown	Nepoznato	0.08	0.08	0.09	Unknown

				^u-er - Sandevo ^u-er - Sandevo					
Voзраст	Sé	Ma`i	@eni	Age	Voзраст	Sé	Ma`i	@eni	Age
	All	Male	Female			All	Male	Female	
Vkupno	8493	4485	4008	Total	Vkupno	100.00	100.00	100.00	Total
0 - 4	578	288	290	0 - 4	0 - 4	6.81	6.42	7.24	0 - 4
5 - 9	632	339	293	5 - 9	5 - 9	7.44	7.56	7.31	5 - 9
10 - 14	704	347	357	10 - 14	10 - 14	8.29	7.74	8.91	10 - 14
15 - 19	699	373	326	15 - 19	15 - 19	8.23	8.32	8.13	15 - 19
20 - 24	708	375	333	20 - 24	20 - 24	8.34	8.36	8.31	20 - 24
25 - 29	702	400	302	25 - 29	25 - 29	8.27	8.92	7.53	25 - 29
30 - 34	658	347	311	30 - 34	30 - 34	7.75	7.74	7.76	30 - 34
35 - 39	601	343	258	35 - 39	35 - 39	7.08	7.65	6.44	35 - 39
40 - 44	542	295	247	40 - 44	40 - 44	6.38	6.58	6.16	40 - 44
45 - 49	558	308	250	45 - 49	45 - 49	6.57	6.87	6.24	45 - 49
50 - 54	507	275	232	50 - 54	50 - 54	5.97	6.13	5.79	50 - 54
55 - 59	404	207	197	55 - 59	55 - 59	4.76	4.62	4.92	55 - 59
60 - 64	385	198	187	60 - 64	60 - 64	4.53	4.41	4.67	60 - 64
65 - 69	307	158	149	65 - 69	65 - 69	3.61	3.52	3.72	65 - 69
70 - 74	213	109	104	70 - 74	70 - 74	2.51	2.43	2.59	70 - 74
75 - 79	168	74	94	75 - 79	75 - 79	1.98	1.65	2.35	75 - 79
80 - 84	73	36	37	80 - 84	80 - 84	0.86	0.80	0.92	80 - 84
85 i pove}e	42	10	32	85 and more	85 i pove}e	0.49	0.22	0.80	85 and more
Nepoznato	12	3	9	Unknown	Nepoznato	0.14	0.07	0.22	Unknown



Tabel a 3:

Vkupno naseljeni na Republika Makedonija spored petgodišni grupi na voзраст, po pol  
Table 3: Total population of the Republic of Macedonia according to five-years age groups, by sex

Xep-и { te  
D`ep-и{te

Voзраст	Sé	Ma` i	@eni	Age	Voзраст	Sé	Ma` i	@eni	Age
	All	Male	Female			All	Male	Female	
Vkupno	7919	4049	3870	Total	Vkupno	100.00	100.00	100.00	Total
0 - 4	597	324	273	0 - 4	0 - 4	7.54	8.00	7.05	0 - 4
5 - 9	779	411	368	5 - 9	5 - 9	9.84	10.15	9.51	5 - 9
10 - 14	896	456	440	10 - 14	10 - 14	11.31	11.26	11.37	10 - 14
15 - 19	721	387	334	15 - 19	15 - 19	9.10	9.56	8.63	15 - 19
20 - 24	655	349	306	20 - 24	20 - 24	8.27	8.62	7.91	20 - 24
25 - 29	635	332	303	25 - 29	25 - 29	8.02	8.20	7.83	25 - 29
30 - 34	617	300	317	30 - 34	30 - 34	7.79	7.41	8.19	30 - 34
35 - 39	693	331	362	35 - 39	35 - 39	8.75	8.17	9.35	35 - 39
40 - 44	529	261	268	40 - 44	40 - 44	6.68	6.45	6.93	40 - 44
45 - 49	407	219	188	45 - 49	45 - 49	5.14	5.41	4.86	45 - 49
50 - 54	302	141	161	50 - 54	50 - 54	3.81	3.48	4.16	50 - 54
55 - 59	313	153	160	55 - 59	55 - 59	3.95	3.78	4.13	55 - 59
60 - 64	245	126	119	60 - 64	60 - 64	3.09	3.11	3.07	60 - 64
65 - 69	192	95	97	65 - 69	65 - 69	2.42	2.35	2.51	65 - 69
70 - 74	187	96	91	70 - 74	70 - 74	2.36	2.37	2.35	70 - 74
75 - 79	72	32	40	75 - 79	75 - 79	0.91	0.79	1.03	75 - 79
80 - 84	49	25	24	80 - 84	80 - 84	0.62	0.62	0.62	80 - 84
85 и пове}e	18	8	10	85 and more	85 и пове}e	0.23	0.20	0.26	85 and more
Nepoznato	12	3	9	Unknown	Nepoznato	0.15	0.07	0.23	Unknown

[ i pkovi ca  
[ ipkovica

Voзраст	Sé	Ma` i	@eni	Age	Voзраст	Sé	Ma` i	@eni	Age
	All	Male	Female			All	Male	Female	
Vkupno	7820	3971	3849	Total	Vkupno	100.00	100.00	100.00	Total
0 - 4	669	352	317	0 - 4	0 - 4	8.55	8.86	8.24	0 - 4
5 - 9	851	435	416	5 - 9	5 - 9	10.88	10.95	10.81	5 - 9
10 - 14	896	466	430	10 - 14	10 - 14	11.46	11.74	11.17	10 - 14
15 - 19	732	394	338	15 - 19	15 - 19	9.36	9.92	8.78	15 - 19
20 - 24	704	382	322	20 - 24	20 - 24	9.00	9.62	8.37	20 - 24
25 - 29	689	326	363	25 - 29	25 - 29	8.81	8.21	9.43	25 - 29
30 - 34	700	350	350	30 - 34	30 - 34	8.95	8.81	9.09	30 - 34
35 - 39	624	312	312	35 - 39	35 - 39	7.98	7.86	8.11	35 - 39
40 - 44	473	249	224	40 - 44	40 - 44	6.05	6.27	5.82	40 - 44
45 - 49	295	149	146	45 - 49	45 - 49	3.77	3.75	3.79	45 - 49
50 - 54	255	115	140	50 - 54	50 - 54	3.26	2.90	3.64	50 - 54
55 - 59	210	90	120	55 - 59	55 - 59	2.69	2.27	3.12	55 - 59
60 - 64	215	102	113	60 - 64	60 - 64	2.75	2.57	2.94	60 - 64
65 - 69	205	100	105	65 - 69	65 - 69	2.62	2.52	2.73	65 - 69
70 - 74	147	74	73	70 - 74	70 - 74	1.88	1.86	1.90	70 - 74
75 - 79	96	50	46	75 - 79	75 - 79	1.23	1.26	1.20	75 - 79
80 - 84	28	20	8	80 - 84	80 - 84	0.36	0.50	0.21	80 - 84
85 и пове}e	16	3	13	85 and more	85 и пове}e	0.20	0.08	0.34	85 and more
Nepoznato	15	2	13	Unknown	Nepoznato	0.19	0.05	0.34	Unknown

Tabela 3:

Vkupno naseljeni na Republika Makedonija spored petgodišni grupi na voзраст, po pol  
Table 3: Total population of the Republic of Macedonia according to five-years age groups, by sex

				[ tip [tip					
Voзраст	Sé	Ma`i	@eni	Age	Voзраст	Sé	Ma`i	@eni	Age
	All	Male	Female			All	Male	Female	
Vkupno	47796	23920	23876	Total	Vkupno	100.00	100.00	100.00	Total
0 - 4	2439	1247	1192	0 - 4	0 - 4	5.10	5.21	4.99	0 - 4
5 - 9	2664	1345	1319	5 - 9	5 - 9	5.57	5.62	5.52	5 - 9
10 - 14	3497	1797	1700	10 - 14	10 - 14	7.32	7.51	7.12	10 - 14
15 - 19	3885	2051	1834	15 - 19	15 - 19	8.13	8.57	7.68	15 - 19
20 - 24	3811	1946	1865	20 - 24	20 - 24	7.97	8.14	7.81	20 - 24
25 - 29	3527	1793	1734	25 - 29	25 - 29	7.38	7.50	7.26	25 - 29
30 - 34	3194	1551	1643	30 - 34	30 - 34	6.68	6.48	6.88	30 - 34
35 - 39	3712	1860	1852	35 - 39	35 - 39	7.77	7.78	7.76	35 - 39
40 - 44	4060	2031	2029	40 - 44	40 - 44	8.49	8.49	8.50	40 - 44
45 - 49	3925	2047	1878	45 - 49	45 - 49	8.21	8.56	7.87	45 - 49
50 - 54	3491	1801	1690	50 - 54	50 - 54	7.30	7.53	7.08	50 - 54
55 - 59	2490	1209	1281	55 - 59	55 - 59	5.21	5.05	5.37	55 - 59
60 - 64	2343	1113	1230	60 - 64	60 - 64	4.90	4.65	5.15	60 - 64
65 - 69	2165	1014	1151	65 - 69	65 - 69	4.53	4.24	4.82	65 - 69
70 - 74	1320	593	727	70 - 74	70 - 74	2.76	2.48	3.04	70 - 74
75 - 79	760	311	449	75 - 79	75 - 79	1.59	1.30	1.88	75 - 79
80 - 84	338	138	200	80 - 84	80 - 84	0.71	0.58	0.84	80 - 84
85 i pove}e	170	72	98	85 and more	85 i pove}e	0.36	0.30	0.41	85 and more
Nepoznato	5	1	4	Unknown	Nepoznato	0.01	0.00	0.02	Unknown

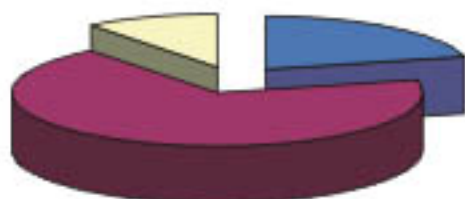
Табела 4:  
Вкупно население во Република Македонија според позначајните групи на возраст, по пол  
Table 4:  
Total population of the Republic of Macedonia by most important age groups, by sex

Република Македонија  
Republic of Macedonia

Возраст	Сé	Мажи	Жени	Age
	All	Male	Female	
Вкупно	2022547	1015377	1007170	Total
0-14	426280	219628	206652	0-14
15-64	1381352	698997	682355	15-64
65 и повеќе	213712	96428	117284	65 and more
Непознато	1203	324	879	Unknown

Возраст	Сé	Мажи	Жени	Age
	All	Male	Female	
Вкупно	100.00	100.00	100.00	Total
0-14	21.08	21.83	20.52	0-14
15-64	68.30	68.84	67.75	15-64
65 и повеќе	10.57	9.50	11.64	65 and more
Непознато	0.06	0.03	0.09	Unknown

Република Македонија  
Republic of Macedonia

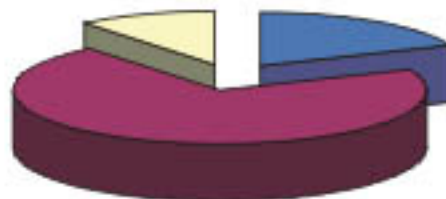


Скопје  
Skopje

Возраст	Сé	Мажи	Жени	Age
	All	Male	Female	
Вкупно	467257	229485	237772	Total
0-14	87427	44872	42555	0-14
15-64	329175	161999	167176	15-64
65 и повеќе	50428	22540	27888	65 and more
Непознато	227	74	153	Unknown

Возраст	Сé	Мажи	Жени	Age
	All	Male	Female	
Вкупно	100.00	100.00	100.00	Total
0-14	18.71	19.55	17.90	0-14
15-64	70.45	70.59	70.31	15-64
65 и повеќе	10.79	9.82	11.73	65 and more
Непознато	0.05	0.03	0.06	Unknown

Скопје  
Skopje

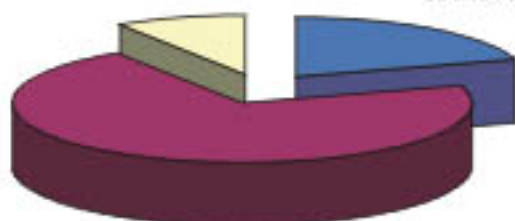


Гази Баба  
Gazi Baba

Возраст	Сé	Мажи	Жени	Age
	All	Male	Female	
Вкупно	72222	36177	36045	Total
0-14	14564	7436	7128	0-14
15-64	50936	25591	25345	15-64
65 и повеќе	6683	3141	3542	65 and more
Непознато	39	9	30	Unknown

Возраст	Сé	Мажи	Жени	Age
	All	Male	Female	
Вкупно	100.00	100.00	100.00	Total
0-14	20.17	20.55	19.78	0-14
15-64	70.53	70.74	70.31	15-64
65 и повеќе	9.25	8.68	9.83	65 and more
Непознато	0.05	0.02	0.08	Unknown

Гази Баба  
Gazi Baba

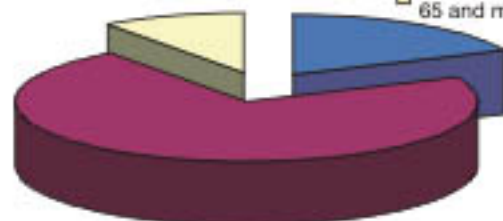


Ѓорче Петров  
Đorđe Petrov

Возраст	Сé	Мажи	Жени	Age
	All	Male	Female	
Вкупно	41490	20605	20885	Total
0-14	7573	3817	3756	0-14
15-64	29731	14921	14810	15-64
65 и повеќе	4167	1858	2309	65 and more
Непознато	19	9	10	Unknown

Возраст	Сé	Мажи	Жени	Age
	All	Male	Female	
Вкупно	100.00	100.00	100.00	Total
0-14	18.25	18.52	17.98	0-14
15-64	71.68	72.41	70.91	15-64
65 и повеќе	10.04	9.02	11.08	65 and more
Непознато	0.05	0.04	0.05	Unknown

Ѓорче Петров  
Đorđe Petrov



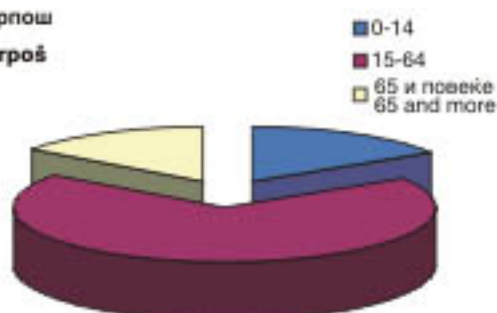
Табела 4:  
Вкупно население во Република Македонија според позначајните групи на возраст, по пол  
Table 4:  
Total population of the Republic of Macedonia by most important age groups, by sex

Карпош  
Karposh

Возраст	Сé	Мажи	Жени	Age
	All	Male	Female	
Вкупно	59810	28532	31278	Total
0-14	9557	4904	4653	0-14
15-64	41195	19530	21665	15-64
65 и повеќе	9038	4091	4947	65 and more
Непознато	20	7	13	Unknown

Возраст	Сé	Мажи	Жени	Age
	All	Male	Female	
Вкупно	100.00	100.00	100.00	Total
0-14	15.98	17.19	14.88	0-14
15-64	68.88	68.45	69.27	15-64
65 и повеќе	15.11	14.34	15.82	65 and more
Непознато	0.03	0.02	0.04	Unknown

Карпош  
Karposh

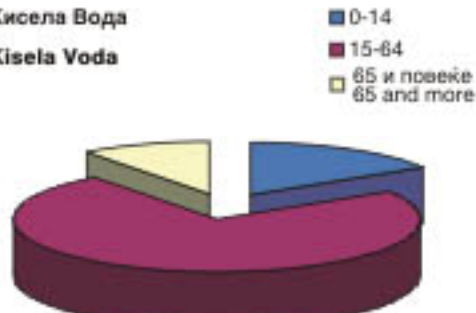


Кисела Вода  
Kisela Voda

Возраст	Сé	Мажи	Жени	Age
	All	Male	Female	
Вкупно	125379	61355	64024	Total
0-14	20253	10496	9758	0-14
15-64	92146	45097	47049	15-64
65 и повеќе	12934	5747	7187	65 and more
Непознато	46	16	30	Unknown

Возраст	Сé	Мажи	Жени	Age
	All	Male	Female	
Вкупно	100.00	100.00	100.00	Total
0-14	16.15	17.11	15.24	0-14
15-64	73.49	73.50	73.49	15-64
65 и повеќе	10.32	9.37	11.23	65 and more
Непознато	0.04	0.03	0.05	Unknown

Кисела Вода  
Kisela Voda

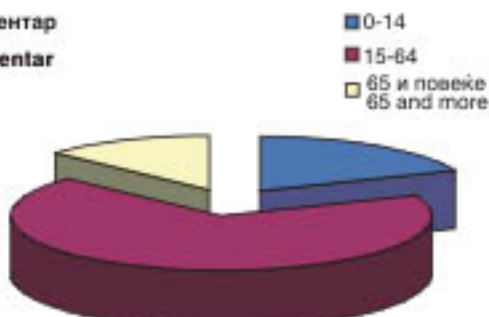


Центар  
Centar

Возраст	Сé	Мажи	Жени	Age
	All	Male	Female	
Вкупно	82604	40056	42548	Total
0-14	15531	8036	7495	0-14
15-64	58314	27503	28811	15-64
65 и повеќе	10701	4495	6206	65 and more
Непознато	58	22	36	Unknown

Возраст	Сé	Мажи	Жени	Age
	All	Male	Female	
Вкупно	100.00	100.00	100.00	Total
0-14	18.80	20.08	17.62	0-14
15-64	68.17	68.68	67.71	15-64
65 и повеќе	12.95	11.22	14.59	65 and more
Непознато	0.07	0.05	0.08	Unknown

Центар  
Centar

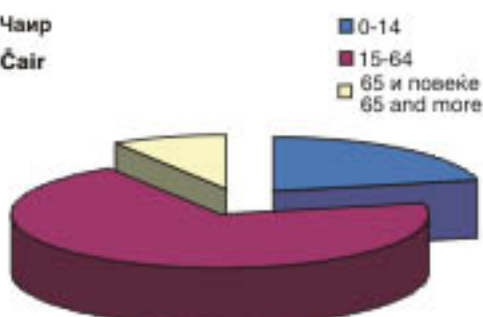


Чаир  
Čair

Возраст	Сé	Мажи	Жени	Age
	All	Male	Female	
Вкупно	68395	34104	34291	Total
0-14	14842	7632	7210	0-14
15-64	47388	23625	23763	15-64
65 и повеќе	6136	2841	3295	65 and more
Непознато	29	6	23	Unknown

Возраст	Сé	Мажи	Жени	Age
	All	Male	Female	
Вкупно	100.00	100.00	100.00	Total
0-14	21.70	22.38	21.03	0-14
15-64	69.29	69.27	69.30	15-64
65 и повеќе	8.97	8.33	9.61	65 and more
Непознато	0.04	0.02	0.07	Unknown

Чаир  
Čair



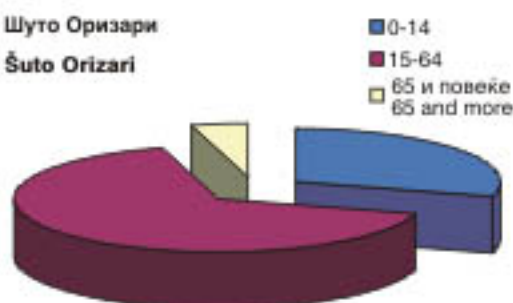
Табела 4:  
Вкупно население во Република Македонија според позначајните групи на возраст, по пол  
Table 4:  
Total population of the Republic of Macedonia by most important age groups, by sex

Шуто Оризари  
Šuto Orizari

Возраст	Сé	Мажи	Жени	Age
	All	Male	Female	
Вкупно	17357	8656	8701	
0-14	5107	2552	2555	
15-64	11465	5732	5733	
65 и повеќе	769	387	402	
Непознато	16	5	11	

Возраст	Сé	Мажи	Жени	Age
	All	Male	Female	
Вкупно	100.00	100.00	100.00	Total
0-14	29.42	29.48	29.36	0-14
15-64	66.05	66.22	65.89	15-64
65 и повеќе	4.43	4.24	4.62	65 and more
Непознато	0.09	0.06	0.13	Unknown

Шуто Оризари  
Šuto Orizari

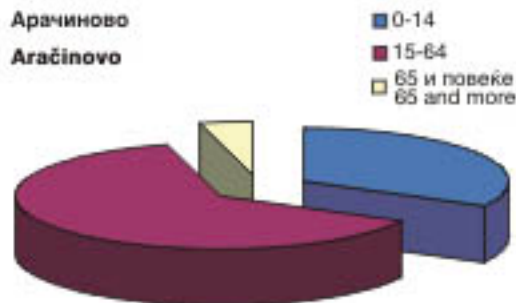


Арачиново  
Aračinovo

Возраст	Сé	Мажи	Жени	Age
	All	Male	Female	
Вкупно	11992	6242	5750	Total
0-14	3938	2067	1871	0-14
15-64	7522	3910	3612	15-64
65 и повеќе	513	262	251	65 and more
Непознато	19	3	16	Unknown

Возраст	Сé	Мажи	Жени	Age
	All	Male	Female	
Вкупно	100.00	100.00	100.00	Total
0-14	32.84	33.11	32.54	0-14
15-64	62.73	62.64	62.82	15-64
65 и повеќе	4.28	4.20	4.37	65 and more
Непознато	0.16	0.05	0.28	Unknown

Арачиново  
Aračinovo

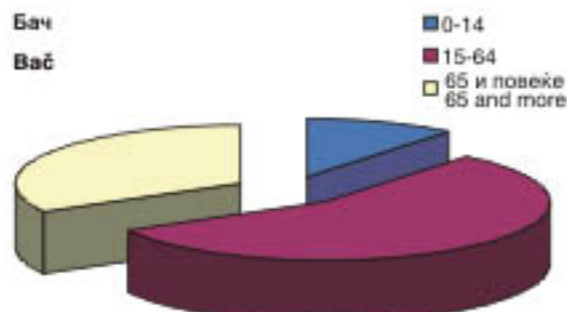


Бач  
Bač

Возраст	Сé	Мажи	Жени	Age
	All	Male	Female	
Вкупно	755	396	359	Total
0-14	82	43	39	0-14
15-64	423	238	185	15-64
65 и повеќе	250	115	135	65 and more
Непознато	-	-	-	Unknown

Возраст	Сé	Мажи	Жени	Age
	All	Male	Female	
Вкупно	100.00	100.00	100.00	Total
0-14	10.86	10.86	10.86	0-14
15-64	56.03	60.10	51.53	15-64
65 и повеќе	33.11	29.04	37.60	65 and more
Непознато	-	-	-	Unknown

Бач  
Bač

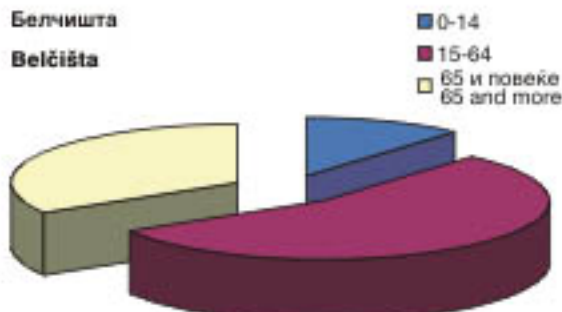


Белчишта  
Belčišta

Возраст	Сé	Мажи	Жени	Age
	All	Male	Female	
Вкупно	2940	1462	1478	Total
0-14	333	152	181	0-14
15-64	1615	851	764	15-64
65 и повеќе	987	456	531	65 and more
Непознато	5	3	2	Unknown

Возраст	Сé	Мажи	Жени	Age
	All	Male	Female	
Вкупно	100.00	100.00	100.00	Total
0-14	11.33	10.40	12.25	0-14
15-64	54.93	58.21	51.69	15-64
65 и повеќе	33.57	31.19	35.93	65 and more
Непознато	0.17	0.21	0.14	Unknown

Белчишта  
Belčišta



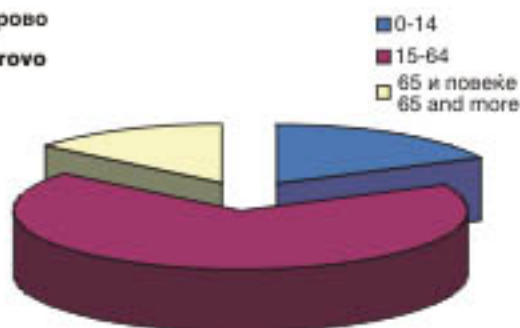
Табела 4:  
Вкупно население во Република Македонија според позначајните групи на возраст, по пол  
Table 4:  
Total population of the Republic of Macedonia by most important age groups, by sex

Берово  
Berovo

Возраст	Сé	Мажи	Жени	Age
	All	Male	Female	
Вкупно	13941	7006	6935	Total
0-14	2496	1282	1214	0-14
15-64	9462	4831	4631	15-64
65 и повеќе	1978	891	1087	65 and more
Непознато	5	2	3	Unknown

Возраст	Сé	Мажи	Жени	Age
	All	Male	Female	
Вкупно	100.00	100.00	100.00	Total
0-14	17.90	18.30	17.51	0-14
15-64	67.87	68.96	66.78	15-64
65 и повеќе	14.19	12.72	15.67	65 and more
Непознато	0.04	0.03	0.04	Unknown

Берово  
Berovo

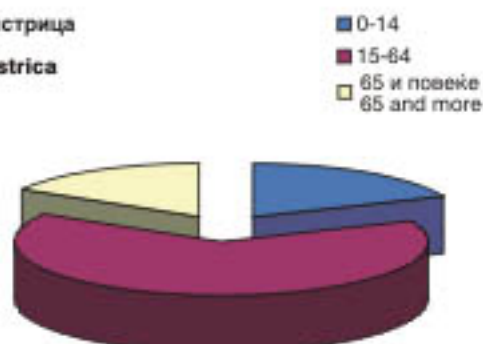


Бистрица  
Bistrica

Возраст	Сé	Мажи	Жени	Age
	All	Male	Female	
Вкупно	5042	2565	2477	Total
0-14	931	455	476	0-14
15-64	3275	1713	1562	15-64
65 и повеќе	831	395	436	65 and more
Непознато	5	2	3	Unknown

Возраст	Сé	Мажи	Жени	Age
	All	Male	Female	
Вкупно	100.00	100.00	100.00	Total
0-14	18.46	17.74	19.22	0-14
15-64	64.95	66.78	63.06	15-64
65 и повеќе	16.48	15.40	17.60	65 and more
Непознато	0.10	0.08	0.12	Unknown

Бистрица  
Bistrica

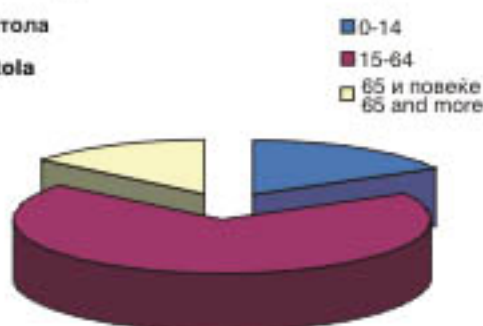


Битола  
Bitola

Возраст	Сé	Мажи	Жени	Age
	All	Male	Female	
Вкупно	86408	42373	44035	Total
0-14	14692	7496	7196	0-14
15-64	59549	29658	29891	15-64
65 и повеќе	12144	5215	6929	65 and more
Непознато	23	4	19	Unknown

Возраст	Сé	Мажи	Жени	Age
	All	Male	Female	
Вкупно	100.00	100.00	100.00	Total
0-14	17.00	17.69	16.34	0-14
15-64	68.92	69.99	67.88	15-64
65 и повеќе	14.05	12.31	15.74	65 and more
Непознато	0.03	0.01	0.04	Unknown

Битола  
Bitola

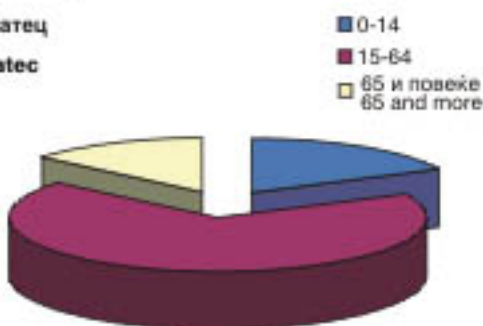


Блацеј  
Blače

Возраст	Сé	Мажи	Жени	Age
	All	Male	Female	
Вкупно	2024	1026	998	Total
0-14	360	164	196	0-14
15-64	1381	725	656	15-64
65 и повеќе	282	137	145	65 and more
Непознато	1	-	1	Unknown

Возраст	Сé	Мажи	Жени	Age
	All	Male	Female	
Вкупно	100.00	100.00	100.00	Total
0-14	17.79	15.98	19.64	0-14
15-64	68.23	70.66	65.73	15-64
65 и повеќе	13.93	13.35	14.53	65 and more
Непознато	0.05	-	0.10	Unknown

Блацеј  
Blače



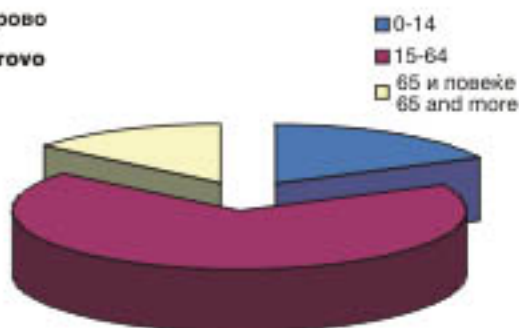
Табела 4:  
Вкупно население во Република Македонија според позначајните групи на возраст, по пол  
Table 4:  
Total population of the Republic of Macedonia by most important age groups, by sex

Берово  
Berovo

Возраст	Сé	Мажи	Жени	Age
	All	Male	Female	
Вкупно	13941	7006	6935	Total
0-14	2496	1282	1214	0-14
15-64	9462	4831	4631	15-64
65 и повеќе	1978	891	1087	65 and more
Непознато	5	2	3	Unknown

Возраст	Сé	Мажи	Жени	Age
	All	Male	Female	
Вкупно	100.00	100.00	100.00	Total
0-14	17.90	18.30	17.51	0-14
15-64	67.87	68.96	66.78	15-64
65 и повеќе	14.19	12.72	15.67	65 and more
Непознато	0.04	0.03	0.04	Unknown

Берово  
Berovo

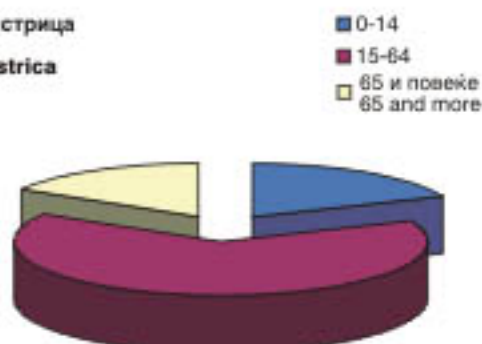


Бистрица  
Bistrica

Возраст	Сé	Мажи	Жени	Age
	All	Male	Female	
Вкупно	5042	2565	2477	Total
0-14	931	455	476	0-14
15-64	3275	1713	1562	15-64
65 и повеќе	831	395	436	65 and more
Непознато	5	2	3	Unknown

Возраст	Сé	Мажи	Жени	Age
	All	Male	Female	
Вкупно	100.00	100.00	100.00	Total
0-14	18.46	17.74	19.22	0-14
15-64	64.95	66.78	63.06	15-64
65 и повеќе	16.48	15.40	17.60	65 and more
Непознато	0.10	0.08	0.12	Unknown

Бистрица  
Bistrica

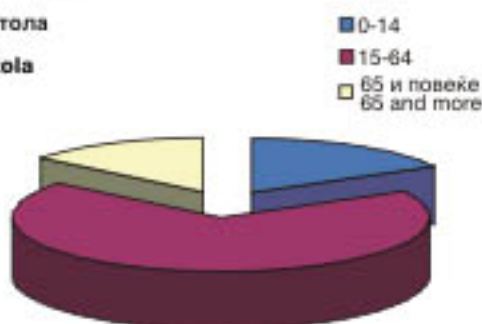


Битола  
Bitola

Возраст	Сé	Мажи	Жени	Age
	All	Male	Female	
Вкупно	86408	42373	44035	Total
0-14	14892	7496	7196	0-14
15-64	59549	29658	29891	15-64
65 и повеќе	12144	5215	6929	65 and more
Непознато	23	4	19	Unknown

Возраст	Сé	Мажи	Жени	Age
	All	Male	Female	
Вкупно	100.00	100.00	100.00	Total
0-14	17.00	17.69	16.34	0-14
15-64	68.92	69.99	67.88	15-64
65 и повеќе	14.05	12.31	15.74	65 and more
Непознато	0.03	0.01	0.04	Unknown

Битола  
Bitola

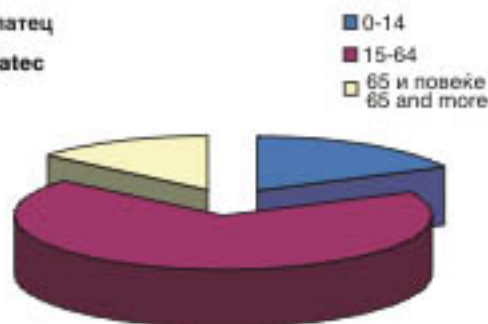


Блацеј  
Blatec

Возраст	Сé	Мажи	Жени	Age
	All	Male	Female	
Вкупно	2024	1026	998	Total
0-14	360	164	196	0-14
15-64	1381	725	656	15-64
65 и повеќе	282	137	145	65 and more
Непознато	1	-	1	Unknown

Возраст	Сé	Мажи	Жени	Age
	All	Male	Female	
Вкупно	100.00	100.00	100.00	Total
0-14	17.79	15.98	19.64	0-14
15-64	68.23	70.66	65.73	15-64
65 и повеќе	13.93	13.35	14.53	65 and more
Непознато	0.05	-	0.10	Unknown

Блацеј  
Blatec



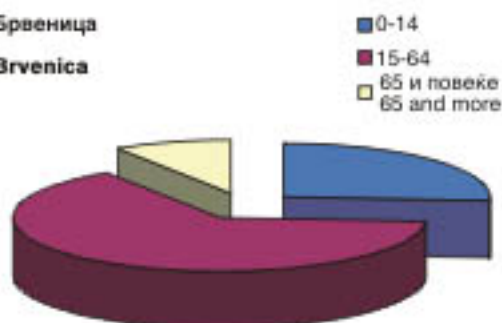
Табела 4:  
Вкупно население во Република Македонија според позначајните групи на возраст, по пол  
Table 4:  
Total population of the Republic of Macedonia by most important age groups, by sex

Брвеница  
Brevenica

Возраст	Сé	Мажи	Жени	Age
	All	Male	Female	
Вкупно	15855	7924	7931	Total
0-14	4139	2129	2010	0-14
15-64	10264	5113	5151	15-64
65 и повеќе	1440	678	762	65 and more
Непознато	12	4	8	Unknown

Возраст	Сé	Мажи	Жени	Age
	All	Male	Female	
Вкупно	100.00	100.00	100.00	Total
0-14	26.11	26.87	25.34	0-14
15-64	64.74	64.53	64.96	15-64
65 и повеќе	9.08	8.56	9.61	65 and more
Непознато	0.08	0.05	0.10	Unknown

Брвеница  
Brevenica

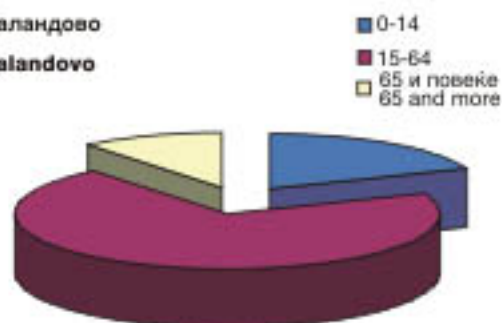


Валандово  
Valandovo

Возраст	Сé	Мажи	Жени	Age
	All	Male	Female	
Вкупно	11890	6139	5751	Total
0-14	2253	1158	1095	0-14
15-64	8321	4372	3949	15-64
65 и повеќе	1303	606	697	65 and more
Непознато	13	3	10	Unknown

Возраст	Сé	Мажи	Жени	Age
	All	Male	Female	
Вкупно	100.00	100.00	100.00	Total
0-14	18.95	18.86	19.04	0-14
15-64	69.98	71.22	68.67	15-64
65 и повеќе	10.96	9.87	12.12	65 and more
Непознато	0.11	0.05	0.17	Unknown

Валандово  
Valandovo

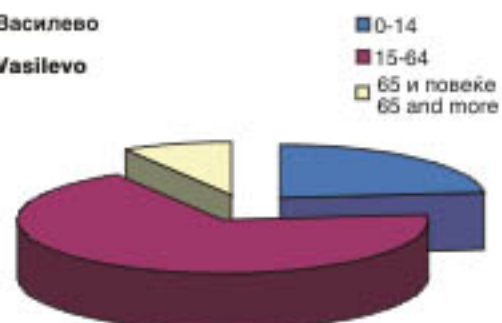


Василево  
Vasilevo

Возраст	Сé	Мажи	Жени	Age
	All	Male	Female	
Вкупно	12122	6339	5783	Total
0-14	2832	1450	1382	0-14
15-64	8247	4420	3827	15-64
65 и повеќе	1027	460	567	65 and more
Непознато	16	9	7	Unknown

Возраст	Сé	Мажи	Жени	Age
	All	Male	Female	
Вкупно	100.00	100.00	100.00	Total
0-14	23.36	22.87	23.90	0-14
15-64	68.03	69.73	66.18	15-64
65 и повеќе	8.47	7.26	9.80	65 and more
Непознато	0.13	0.14	0.12	Unknown

Василево  
Vasilevo

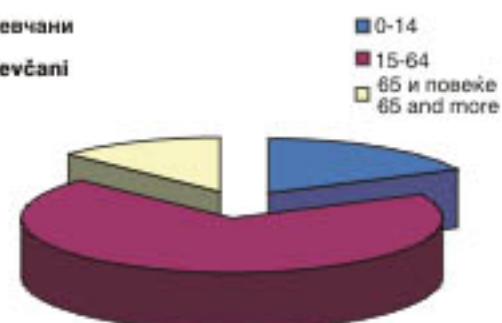


Вевчани  
Vevčani

Возраст	Сé	Мажи	Жени	Age
	All	Male	Female	
Вкупно	2433	1229	1204	Total
0-14	434	222	212	0-14
15-64	1685	883	802	15-64
65 и повеќе	314	124	190	65 and more
Непознато	-	-	-	Unknown

Возраст	Сé	Мажи	Жени	Age
	All	Male	Female	
Вкупно	100.00	100.00	100.00	Total
0-14	17.84	18.06	17.61	0-14
15-64	69.26	71.85	66.61	15-64
65 и повеќе	12.91	10.09	15.78	65 and more
Непознато	-	-	-	Unknown

Вевчани  
Vevčani





Табела 4:  
Вкупно население во Република Македонија според позначајните групи на возраст, по пол  
Table 4:  
Total population of the Republic of Macedonia by most important age groups, by sex

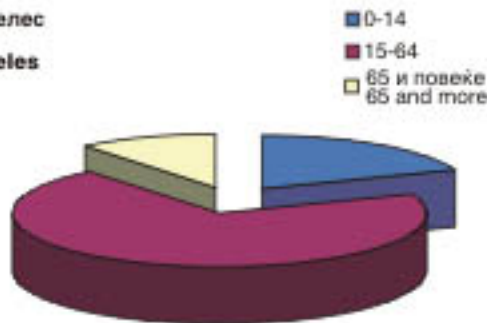
Велес  
Veles

Возраст	Сé	Мажи	Жени	Age
	All	Male	Female	
Вкупно	57602	28933	28669	Total
0-14	11045	5728	5317	0-14
15-64	40237	20404	19833	15-64
65 и повеќе	6314	2800	3514	65 and more
Непознато	6	1	5	Unknown

Возраст	Сé	Мажи	Жени	Age
	All	Male	Female	
Вкупно	100.00	100.00	100.00	Total
0-14	19.17	19.80	18.55	0-14
15-64	69.85	70.52	69.18	15-64
65 и повеќе	10.96	9.68	12.26	65 and more
Непознато	0.01	0.00	0.02	Unknown

Велес

Veles



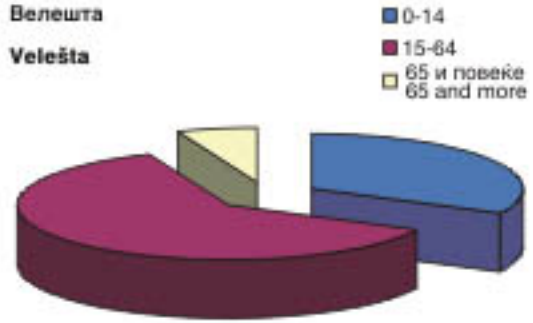
Велешта  
Velešta

Возраст	Сé	Мажи	Жени	Age
	All	Male	Female	
Вкупно	8156	4170	3986	Total
0-14	2659	1381	1278	0-14
15-64	4986	2534	2452	15-64
65 и повеќе	504	251	253	65 and more
Непознато	7	4	3	Unknown

Возраст	Сé	Мажи	Жени	Age
	All	Male	Female	
Вкупно	100.00	100.00	100.00	Total
0-14	32.60	33.12	32.08	0-14
15-64	61.13	60.77	61.52	15-64
65 и повеќе	6.18	6.02	6.35	65 and more
Непознато	0.09	0.10	0.08	Unknown

Велешта

Velešta



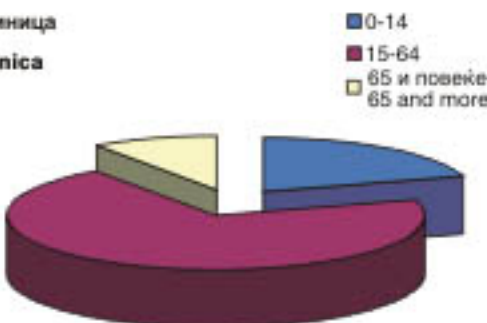
Виница  
Vinica

Возраст	Сé	Мажи	Жени	Age
	All	Male	Female	
Вкупно	17914	9173	8741	Total
0-14	3628	1864	1762	0-14
15-64	12527	6529	5998	15-64
65 и повеќе	1757	779	978	65 and more
Непознато	4	1	3	Unknown

Возраст	Сé	Мажи	Жени	Age
	All	Male	Female	
Вкупно	100.00	100.00	100.00	Total
0-14	20.24	20.32	20.16	0-14
15-64	69.93	71.18	68.62	15-64
65 и повеќе	9.81	8.49	11.19	65 and more
Непознато	0.02	0.01	0.03	Unknown

Виница

Vinica



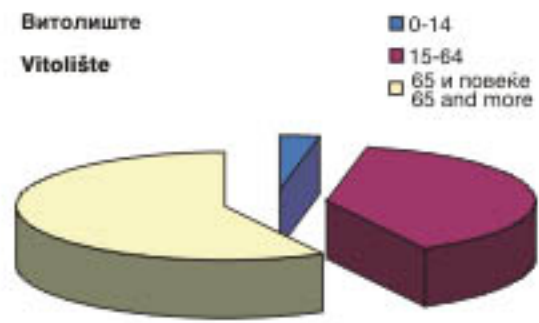
Витолиште  
Vitolište

Возраст	Сé	Мажи	Жени	Age
	All	Male	Female	
Вкупно	494	247	247	Total
0-14	15	6	9	0-14
15-64	193	111	82	15-64
65 и повеќе	284	129	155	65 and more
Непознато	2	1	1	Unknown

Возраст	Сé	Мажи	Жени	Age
	All	Male	Female	
Вкупно	100.00	100.00	100.00	Total
0-14	3.04	2.43	3.64	0-14
15-64	39.07	44.94	33.20	15-64
65 и повеќе	57.49	52.23	62.75	65 and more
Непознато	0.40	0.40	0.40	Unknown

Витолиште

Vitolište



Табела 4:  
Вкупно население во Република Македонија според позначајните групи на возраст, по пол  
Table 4:  
Total population of the Republic of Macedonia by most important age groups, by sex

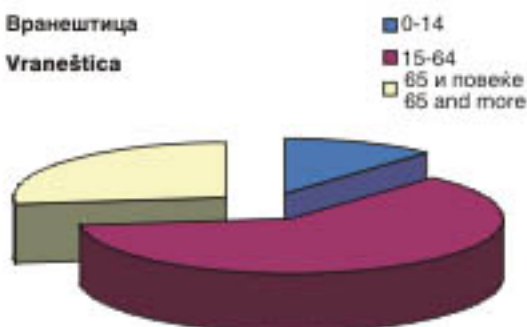
Вранештица  
Vraneštica

Возраст	Сé	Мажи	Жени	Age
	All	Male	Female	
Вкупно	1322	677	645	Total
0-14	155	73	82	0-14
15-64	810	431	379	15-64
65 и повеќе	357	173	184	65 and more
Непознато	-	-	-	Unknown

Возраст	Сé	Мажи	Жени	Age
	All	Male	Female	
Вкупно	100.00	100.00	100.00	Total
0-14	11.72	10.78	12.71	0-14
15-64	61.27	63.86	58.76	15-64
65 и повеќе	27.00	25.55	28.53	65 and more
Непознато	-	-	-	Unknown

Вранештица

Vraneštica



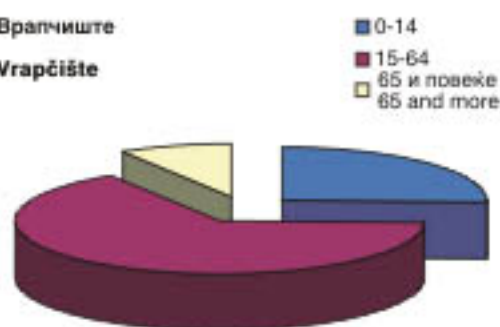
Врапчиште  
Vrapčište

Возраст	Сé	Мажи	Жени	Age
	All	Male	Female	
Вкупно	8588	4262	4324	Total
0-14	2187	1177	1010	0-14
15-64	5629	2726	2903	15-64
65 и повеќе	756	355	401	65 and more
Непознато	14	4	10	Unknown

Возраст	Сé	Мажи	Жени	Age
	All	Male	Female	
Вкупно	100.00	100.00	100.00	Total
0-14	25.47	27.62	23.36	0-14
15-64	65.56	63.96	67.14	15-64
65 и повеќе	8.81	8.33	9.27	65 and more
Непознато	0.16	0.09	0.23	Unknown

Врапчиште

Vrapčište



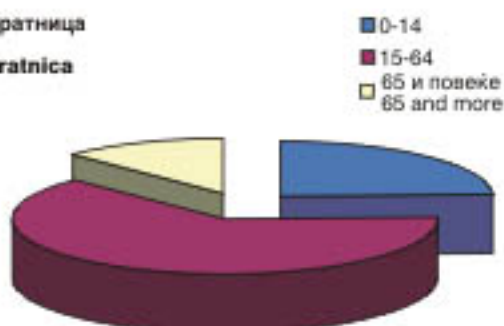
Вратница  
Vratnica

Возраст	Сé	Мажи	Жени	Age
	All	Male	Female	
Вкупно	3563	1842	1721	Total
0-14	874	430	444	0-14
15-64	2239	1203	1036	15-64
65 и повеќе	450	209	241	65 and more
Непознато	-	-	-	Unknown

Возраст	Сé	Мажи	Жени	Age
	All	Male	Female	
Вкупно	100.00	100.00	100.00	Total
0-14	24.53	23.34	25.80	0-14
15-64	62.84	65.31	60.20	15-64
65 и повеќе	12.63	11.35	14.00	65 and more
Непознато	-	-	-	Unknown

Вратница

Vratnica



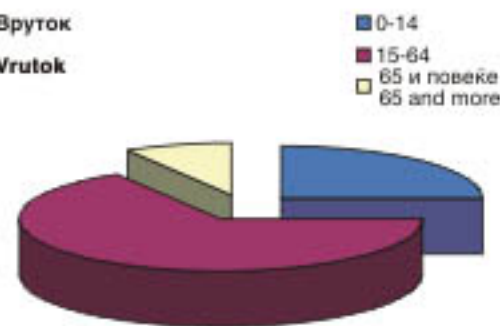
Вруток  
Vrutok

Возраст	Сé	Мажи	Жени	Age
	All	Male	Female	
Вкупно	5999	2988	3011	Total
0-14	1498	794	704	0-14
15-64	3975	1969	2006	15-64
65 и повеќе	518	222	296	65 and more
Непознато	8	3	5	Unknown

Возраст	Сé	Мажи	Жени	Age
	All	Male	Female	
Вкупно	100.00	100.00	100.00	Total
0-14	24.97	26.57	23.38	0-14
15-64	66.26	65.90	66.62	15-64
65 и повеќе	8.63	7.43	9.83	65 and more
Непознато	0.13	0.10	0.17	Unknown

Вруток

Vrutok



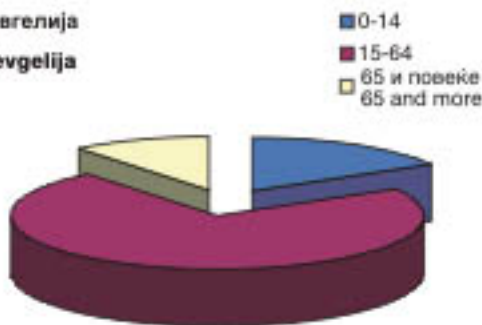
Табела 4:  
Вкупно население во Република Македонија според позначајните групи на возраст, по пол  
Table 4:  
Total population of the Republic of Macedonia by most important age groups, by sex

Гевгелија  
Gevgelija

Возраст	Сé	Мажи	Жени	Age
	All	Male	Female	
Вкупно	20362	10070	10292	Total
0-14	3408	1700	1708	0-14
15-64	14761	7364	7397	15-64
65 и повеќе	2188	1005	1183	65 and more
Непознато	7	1	6	Unknown

Возраст	Сé	Мажи	Жени	Age
	All	Male	Female	
Вкупно	100.00	100.00	100.00	Total
0-14	16.73	16.88	16.58	0-14
15-64	72.49	73.13	71.87	15-64
65 и повеќе	10.75	9.98	11.49	65 and more
Непознато	0.03	0.01	0.06	Unknown

Гевгелија  
Gevgelija

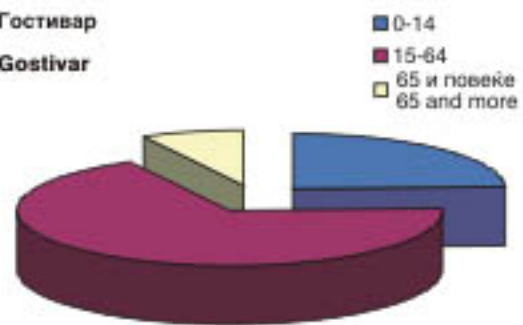


Гостивар  
Gostivar

Возраст	Сé	Мажи	Жени	Age
	All	Male	Female	
Вкупно	49545	24730	24815	Total
0-14	12073	6266	5807	0-14
15-64	33612	16711	16901	15-64
65 и повеќе	3813	1746	2067	65 and more
Непознато	47	7	40	Unknown

Возраст	Сé	Мажи	Жени	Age
	All	Male	Female	
Вкупно	100.00	100.00	100.00	Total
0-14	24.37	25.34	23.40	0-14
15-64	67.84	67.57	68.11	15-64
65 и повеќе	7.70	7.06	8.33	65 and more
Непознато	0.09	0.03	0.16	Unknown

Гостивар  
Gostivar

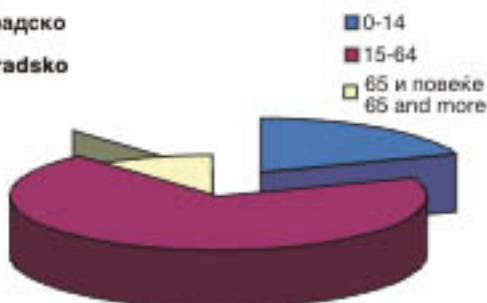


Градско  
Gradsko

Возраст	Сé	Мажи	Жени	Age
	All	Male	Female	
Вкупно	3760	1971	1789	Total
0-14	726	386	340	0-14
15-64	2599	1382	1217	15-64
65 и повеќе	435	203	232	65 and more
Непознато	-	-	-	Unknown

Возраст	Сé	Мажи	Жени	Age
	All	Male	Female	
Вкупно	100.00	100.00	100.00	Total
0-14	19.31	19.58	19.01	0-14
15-64	69.12	70.12	68.03	15-64
65 и повеќе	11.57	10.30	12.97	65 and more
Непознато	-	-	-	Unknown

Градско  
Gradsko

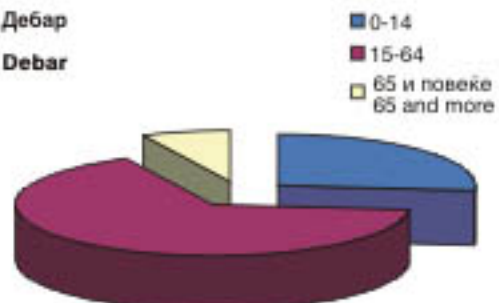


Дeбар  
Debar

Возраст	Сé	Мажи	Жени	Age
	All	Male	Female	
Вкупно	17952	9221	8731	Total
0-14	4790	2539	2251	0-14
15-64	11850	6112	5738	15-64
65 и повеќе	1296	566	730	65 and more
Непознато	16	4	12	Unknown

Возраст	Сé	Мажи	Жени	Age
	All	Male	Female	
Вкупно	100.00	100.00	100.00	Total
0-14	26.88	27.53	25.78	0-14
15-64	66.01	66.28	65.72	15-64
65 и повеќе	7.22	6.14	8.36	65 and more
Непознато	0.09	0.04	0.14	Unknown

Дeбар  
Debar



Табела 4:  
Вкупно население во Република Македонија според позначајните групи на возраст, по пол  
Table 4:  
Total population of the Republic of Macedonia by most important age groups, by sex

Делогожди  
Delogoždi

Возраст	Сé	Мажи	Жени	Age
	All	Male	Female	
Вкупно	7884	4038	3846	Total
0-14	2452	1251	1201	0-14
15-64	4902	2530	2372	15-64
65 и повеќе	524	257	267	65 and more
Непознато	6	-	6	Unknown

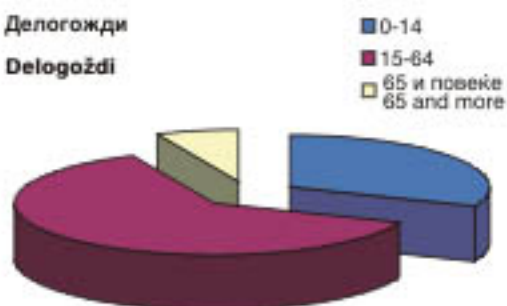
Возраст	Сé	Мажи	Жени	Age
	All	Male	Female	
Вкупно	100.00	100.00	100.00	Total
0-14	31.10	30.98	31.23	0-14
15-64	62.18	62.65	61.67	15-64
65 и повеќе	6.65	6.36	6.94	65 and more
Непознато	0.08	-	0.16	Unknown

Делчево  
Delčevo

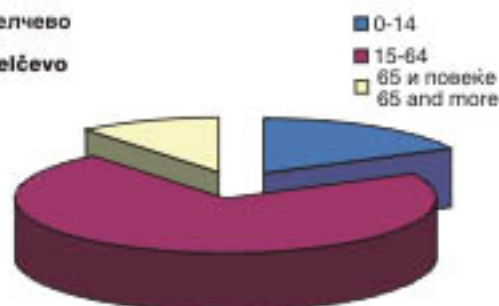
Возраст	Сé	Мажи	Жени	Age
	All	Male	Female	
Вкупно	17505	8977	8528	Total
0-14	3084	1578	1506	0-14
15-64	12540	6557	5983	15-64
65 и повеќе	1876	840	1036	65 and more
Непознато	5	2	3	Unknown

Возраст	Сé	Мажи	Жени	Age
	All	Male	Female	
Вкупно	100.00	100.00	100.00	Total
0-14	17.62	17.58	17.66	0-14
15-64	71.84	73.04	70.16	15-64
65 и повеќе	10.72	9.36	12.15	65 and more
Непознато	0.03	0.02	0.04	Unknown

Делогожди  
Delogoždi



Делчево  
Delčevo

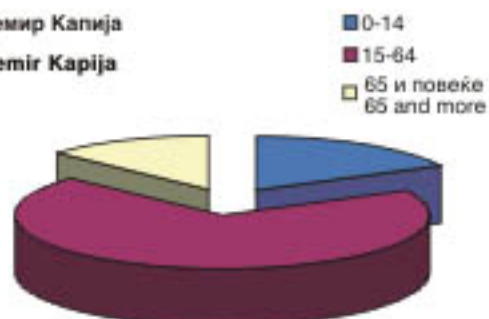


Демир Капија  
Demir Karija

Возраст	Сé	Мажи	Жени	Age
	All	Male	Female	
Вкупно	4545	2347	2198	Total
0-14	790	408	382	0-14
15-64	3151	1683	1488	15-64
65 и повеќе	594	274	320	65 and more
Непознато	10	2	8	Unknown

Возраст	Сé	Мажи	Жени	Age
	All	Male	Female	
Вкупно	100.00	100.00	100.00	Total
0-14	17.38	17.38	17.38	0-14
15-64	69.33	70.86	67.70	15-64
65 и повеќе	13.07	11.67	14.56	65 and more
Непознато	0.22	0.09	0.36	Unknown

Демир Капија  
Demir Karija

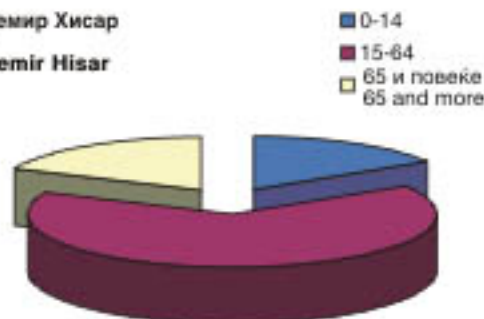


Демир Хисар  
Demir Hisar

Возраст	Сé	Мажи	Жени	Age
	All	Male	Female	
Вкупно	7178	3681	3497	Total
0-14	1160	589	571	0-14
15-64	4692	2488	2204	15-64
65 и повеќе	1325	603	722	65 and more
Непознато	1	1	-	Unknown

Возраст	Сé	Мажи	Жени	Age
	All	Male	Female	
Вкупно	100.00	100.00	100.00	Total
0-14	16.16	16.00	16.33	0-14
15-64	65.37	67.59	63.03	15-64
65 и повеќе	18.46	16.38	20.65	65 and more
Непознато	0.01	0.03	-	Unknown

Демир Хисар  
Demir Hisar



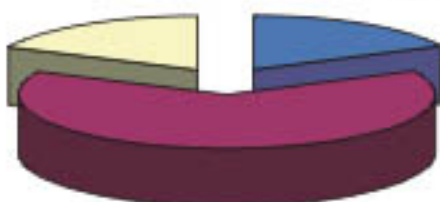

Табела 4:  
Вкупно население во Република Македонија според позначајните групи на возраст, по пол  
Table 4:  
Total population of the Republic of Macedonia by most important age groups, by sex

Добрушево  
Dobruševo

Возраст	Сé	Мажи	Жени	Age
	All	Male	Female	
Вкупно	2174	1155	1019	Total
0-14	388	204	184	0-14
15-64	1389	779	610	15-64
65 и повеќе	389	172	217	65 and more
Непознато	8	-	8	Unknown

Возраст	Сé	Мажи	Жени	Age
	All	Male	Female	
Вкупно	100.00	100.00	100.00	Total
0-14	17.85	17.66	18.06	0-14
15-64	63.89	67.45	59.86	15-64
65 и повеќе	17.89	14.89	21.30	65 and more
Непознато	0.37	-	0.79	Unknown

Добрушево  
Dobruševo



Долна Бањица  
Dolna Banjica

Возраст	Сé	Мажи	Жени	Age
	All	Male	Female	
Вкупно	9467	4821	4646	Total
0-14	2555	1328	1227	0-14
15-64	6287	3179	3108	15-64
65 и повеќе	620	314	306	65 and more
Непознато	5	-	5	Unknown

Возраст	Сé	Мажи	Жени	Age
	All	Male	Female	
Вкупно	100.00	100.00	100.00	Total
0-14	26.99	27.55	26.41	0-14
15-64	66.41	65.94	66.90	15-64
65 и повеќе	6.55	6.51	6.59	65 and more
Непознато	0.05	-	0.11	Unknown

Долна Бањица  
Dolna Banjica

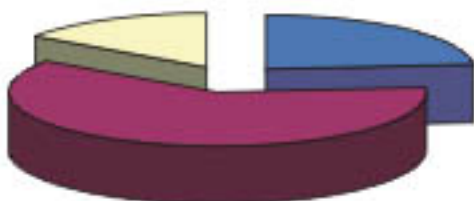



Долнени  
Dolnени

Возраст	Сé	Мажи	Жени	Age
	All	Male	Female	
Вкупно	11583	6101	5482	Total
0-14	2716	1427	1289	0-14
15-64	7090	3837	3253	15-64
65 и повеќе	1755	831	924	65 and more
Непознато	22	6	16	Unknown

Возраст	Сé	Мажи	Жени	Age
	All	Male	Female	
Вкупно	100.00	100.00	100.00	Total
0-14	23.45	23.39	23.51	0-14
15-64	61.21	62.89	59.34	15-64
65 и повеќе	15.15	13.62	16.86	65 and more
Непознато	0.19	0.10	0.29	Unknown

Долнени  
Dolnени

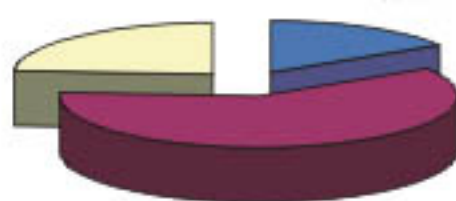


Другово  
Drugovo

Возраст	Сé	Мажи	Жени	Age
	All	Male	Female	
Вкупно	3249	1682	1567	Total
0-14	526	270	256	0-14
15-64	1945	1066	879	15-64
65 и повеќе	777	346	431	65 and more
Непознато	1	-	1	Unknown

Возраст	Сé	Мажи	Жени	Age
	All	Male	Female	
Вкупно	100.00	100.00	100.00	Total
0-14	16.19	16.05	16.34	0-14
15-64	59.86	63.38	56.09	15-64
65 и повеќе	23.92	20.57	27.50	65 and more
Непознато	0.03	-	0.06	Unknown

Другово  
Drugovo



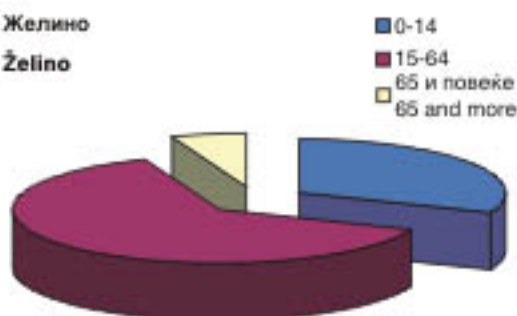
Табела 4:  
Вкупно население во Република Македонија според позначајните групи на возраст, по пол  
Table 4:  
Total population of the Republic of Macedonia by most important age groups, by sex

Желино  
Želino

Возраст	Сé	Мажи	Жени	Age
	All	Male	Female	
Вкупно	24390	12335	12055	Total
0-14	7591	3975	3616	0-14
15-64	15333	7629	7704	15-64
65 и повеќе	1412	716	696	65 and more
Непознато	54	15	39	Unknown

Возраст	Сé	Мажи	Жени	Age
	All	Male	Female	
Вкупно	100.00	100.00	100.00	Total
0-14	31.12	32.23	30.00	0-14
15-64	62.87	61.85	63.91	15-64
65 и повеќе	5.79	5.80	5.77	65 and more
Непознато	0.22	0.12	0.32	Unknown

Желино  
Želino

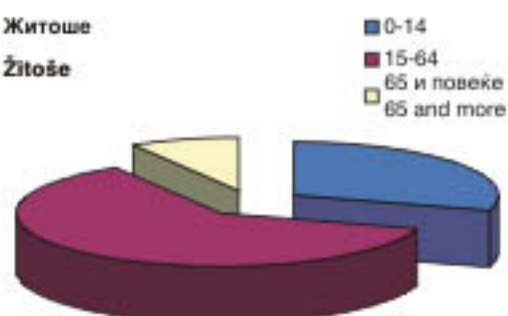


Житоше  
Žitoše

Возраст	Сé	Мажи	Жени	Age
	All	Male	Female	
Вкупно	2128	1074	1054	Total
0-14	632	310	322	0-14
15-64	1309	679	630	15-64
65 и повеќе	186	85	101	65 and more
Непознато	1	-	1	Unknown

Возраст	Сé	Мажи	Жени	Age
	All	Male	Female	
Вкупно	100.00	100.00	100.00	Total
0-14	29.70	28.86	30.55	0-14
15-64	61.51	63.22	59.77	15-64
65 и повеќе	8.74	7.91	9.58	65 and more
Непознато	0.05	-	0.09	Unknown

Житоше  
Žitoše

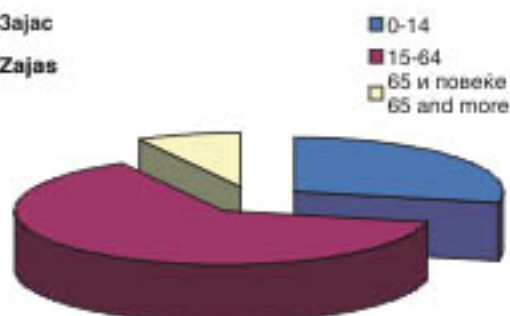


Зајас  
Zajas

Возраст	Сé	Мажи	Жени	Age
	All	Male	Female	
Вкупно	11605	5797	5808	Total
0-14	3301	1727	1574	0-14
15-64	7370	3657	3713	15-64
65 и повеќе	927	411	516	65 and more
Непознато	7	2	5	Unknown

Возраст	Сé	Мажи	Жени	Age
	All	Male	Female	
Вкупно	100.00	100.00	100.00	Total
0-14	28.44	29.79	27.10	0-14
15-64	63.51	63.08	63.93	15-64
65 и повеќе	7.99	7.09	8.88	65 and more
Непознато	0.06	0.03	0.09	Unknown

Зајас  
Zajas

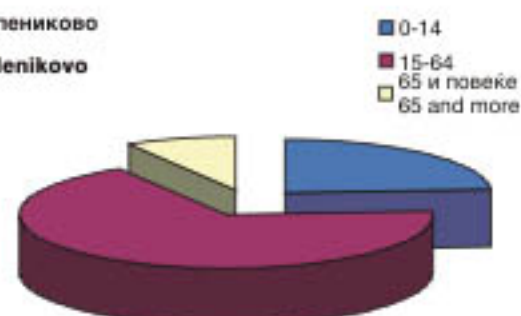


Зелениково  
Zelenikovo

Возраст	Сé	Мажи	Жени	Age
	All	Male	Female	
Вкупно	4077	2131	1946	Total
0-14	972	516	456	0-14
15-64	2755	1450	1305	15-64
65 и повеќе	349	165	184	65 and more
Непознато	1	-	1	Unknown

Возраст	Сé	Мажи	Жени	Age
	All	Male	Female	
Вкупно	100.00	100.00	100.00	Total
0-14	23.84	24.21	23.43	0-14
15-64	67.57	68.04	67.06	15-64
65 и повеќе	8.56	7.74	9.46	65 and more
Непознато	0.02	-	0.05	Unknown

Зелениково  
Zelenikovo



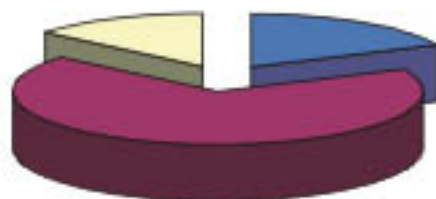
Табела 4:  
Вкупно население во Република Македонија според позначајните групи на возраст, по пол  
Table 4:  
Total population of the Republic of Macedonia by most important age groups, by sex

Злетово  
Zletovo

Возраст	Сé	Мажи	Жени	Age
	All	Male	Female	
Вкупно	3428	1755	1673	Total
0-14	615	326	289	0-14
15-64	2334	1226	1108	15-64
65 и повеќе	477	201	276	65 and more
Непознато	2	2	-	Unknown

Возраст	Сé	Мажи	Жени	Age
	All	Male	Female	
Вкупно	100.00	100.00	100.00	Total
0-14	17.94	18.58	17.27	0-14
15-64	68.09	69.86	66.23	15-64
65 и повеќе	13.91	11.45	16.50	65 and more
Непознато	0.06	0.11	-	Unknown

Злетово  
Zletovo



Зрновци  
Zrnovci

Возраст	Сé	Мажи	Жени	Age
	All	Male	Female	
Вкупно	3264	1696	1568	Total
0-14	596	304	292	0-14
15-64	2213	1184	1029	15-64
65 и повеќе	454	208	246	65 and more
Непознато	1	-	1	Unknown

Возраст	Сé	Мажи	Жени	Age
	All	Male	Female	
Вкупно	100.00	100.00	100.00	Total
0-14	18.26	17.92	18.62	0-14
15-64	67.80	69.81	65.63	15-64
65 и повеќе	13.91	12.26	15.69	65 and more
Непознато	0.03	-	0.06	Unknown

Зрновци  
Zrnovci

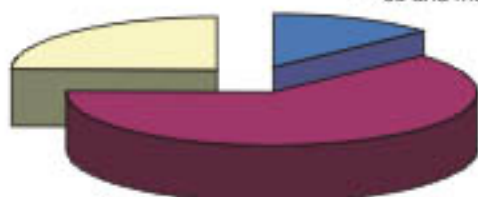


Извор  
Izvor

Возраст	Сé	Мажи	Жени	Age
	All	Male	Female	
Вкупно	1049	561	488	Total
0-14	136	73	63	0-14
15-64	655	360	295	15-64
65 и повеќе	258	128	130	65 and more
Непознато	-	-	-	Unknown

Возраст	Сé	Мажи	Жени	Age
	All	Male	Female	
Вкупно	100.00	100.00	100.00	Total
0-14	12.96	13.01	12.91	0-14
15-64	62.44	64.17	60.45	15-64
65 и повеќе	24.59	22.82	26.64	65 and more
Непознато	-	-	-	Unknown

Извор  
Izvor

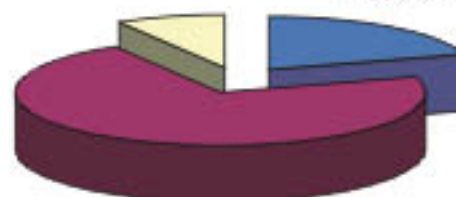


Илинден  
Ilinden

Возраст	Сé	Мажи	Жени	Age
	All	Male	Female	
Вкупно	15894	8180	7714	Total
0-14	3231	1683	1548	0-14
15-64	11305	5859	5446	15-64
65 и повеќе	1354	638	716	65 and more
Непознато	4	-	4	Unknown

Возраст	Сé	Мажи	Жени	Age
	All	Male	Female	
Вкупно	100.00	100.00	100.00	Total
0-14	20.33	20.57	20.07	0-14
15-64	71.13	71.63	70.60	15-64
65 и повеќе	8.52	7.80	9.28	65 and more
Непознато	0.03	-	0.05	Unknown

Илинден  
Ilinden



Табела 4:  
Вкупно население во Република Македонија според позначајните групи на возраст, по пол  
Table 4:  
Total population of the Republic of Macedonia by most important age groups, by sex

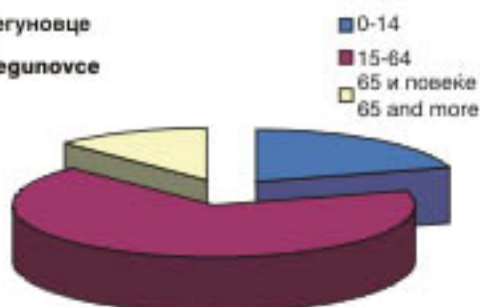
Јегуновце  
Jegunovce

Возраст	Сé	Мажи	Жени	Age
	All	Male	Female	
Вкупно	7227	3701	3526	Total
0-14	1481	766	715	0-14
15-64	4850	2541	2309	15-64
65 и повеќе	893	394	499	65 and more
Непознато	3	-	3	Unknown

Возраст	Сé	Мажи	Жени	Age
	All	Male	Female	
Вкупно	100.00	100.00	100.00	Total
0-14	20.49	20.70	20.28	0-14
15-64	67.11	68.66	65.48	15-64
65 и повеќе	12.36	10.65	14.15	65 and more
Непознато	0.04	-	0.09	Unknown

Јегуновце

Jegunovce



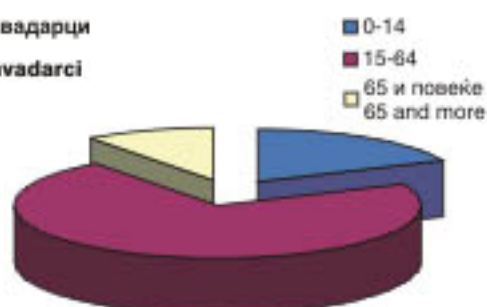
Кавадарци  
Kavadarci

Возраст	Сé	Мажи	Жени	Age
	All	Male	Female	
Вкупно	38391	19463	18928	Total
0-14	7045	3670	3375	0-14
15-64	27380	14010	13370	15-64
65 и повеќе	3963	1783	2180	65 and more
Непознато	3	-	3	Unknown

Возраст	Сé	Мажи	Жени	Age
	All	Male	Female	
Вкупно	100.00	100.00	100.00	Total
0-14	18.35	18.86	17.83	0-14
15-64	71.32	71.98	70.64	15-64
65 и повеќе	10.32	9.16	11.52	65 and more
Непознато	0.01	-	0.02	Unknown

Кавадарци

Kavadarci



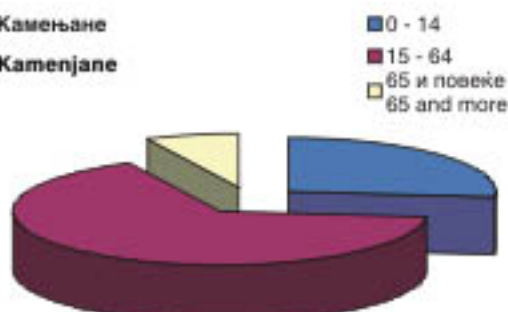
Камењане  
Kamenjane

Возраст	Сé	Мажи	Жени	Age
	All	Male	Female	
Вкупно	14442	7285	7157	Total
0-14	3865	2038	1827	0-14
15-64	9531	4763	4768	15-64
65 и повеќе	1031	480	551	65 and more
Непознато	15	4	11	Unknown

Возраст	Сé	Мажи	Жени	Age
	All	Male	Female	
Вкупно	100.00	100.00	100.00	Total
0-14	26.76	27.98	25.53	0-14
15-64	66.00	65.38	66.62	15-64
65 и повеќе	7.14	6.59	7.70	65 and more
Непознато	0.10	0.05	0.15	Unknown

Камењане

Kamenjane



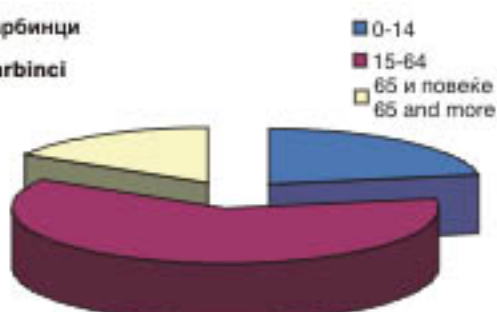
Карбинци  
Karbinci

Возраст	Сé	Мажи	Жени	Age
	All	Male	Female	
Вкупно	4012	2034	1978	Total
0-14	887	424	463	0-14
15-64	2463	1309	1154	15-64
65 и повеќе	661	300	361	65 and more
Непознато	1	1	-	Unknown

Возраст	Сé	Мажи	Жени	Age
	All	Male	Female	
Вкупно	100.00	100.00	100.00	Total
0-14	22.11	20.85	23.41	0-14
15-64	61.39	64.36	58.34	15-64
65 и повеќе	16.48	14.75	18.25	65 and more
Непознато	0.02	0.05	-	Unknown

Карбинци

Karbinci





Табела 4:  
Вкупно население во Република Македонија според позначајните групи на возраст, по пол  
Table 4:  
Total population of the Republic of Macedonia by most important age groups, by sex

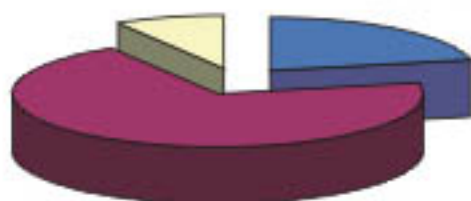
Кичево  
Kičevo

Возраст	Сé	Мажи	Жени	Age
	All	Male	Female	
Вкупно	30138	15143	14995	Total
0-14	6524	3339	3185	0-14
15-64	21026	10850	10376	15-64
65 и повеќе	2579	1152	1427	65 and more
Непознато	9	2	7	Unknown

Возраст	Сé	Мажи	Жени	Age
	All	Male	Female	
Вкупно	100.00	100.00	100.00	Total
0-14	21.65	22.05	21.24	0-14
15-64	69.77	70.33	69.20	15-64
65 и повеќе	8.56	7.61	9.52	65 and more
Непознато	0.03	0.01	0.05	Unknown

Кичево  
Kičevo

■ 0-14  
■ 15-64  
■ 65 и повеќе  
65 and more



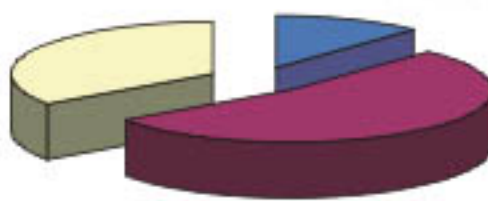
Клечевце  
Klečevoce

Возраст	Сé	Мажи	Жени	Age
	All	Male	Female	
Вкупно	1809	837	772	Total
0-14	192	95	97	0-14
15-64	852	473	379	15-64
65 и повеќе	556	266	290	65 and more
Непознато	9	3	6	Unknown

Возраст	Сé	Мажи	Жени	Age
	All	Male	Female	
Вкупно	100.00	100.00	100.00	Total
0-14	11.93	11.35	12.56	0-14
15-64	52.95	56.51	49.09	15-64
65 и повеќе	34.56	31.78	37.56	65 and more
Непознато	0.56	0.36	0.78	Unknown

Клечевце  
Klečevoce

■ 0-14  
■ 15-64  
■ 65 и повеќе  
65 and more



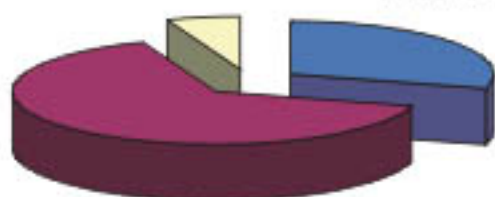
Кондово  
Kondovo

Возраст	Сé	Мажи	Жени	Age
	All	Male	Female	
Вкупно	11155	5700	5455	Total
0-14	3292	1697	1595	0-14
15-64	7211	3686	3525	15-64
65 и повеќе	640	313	327	65 and more
Непознато	12	4	8	Unknown

Возраст	Сé	Мажи	Жени	Age
	All	Male	Female	
Вкупно	100.00	100.00	100.00	Total
0-14	29.51	29.77	29.24	0-14
15-64	64.64	64.67	64.62	15-64
65 и повеќе	5.74	5.49	5.99	65 and more
Непознато	0.11	0.07	0.15	Unknown

Кондово  
Kondovo

■ 0-14  
■ 15-64  
■ 65 и повеќе  
65 and more



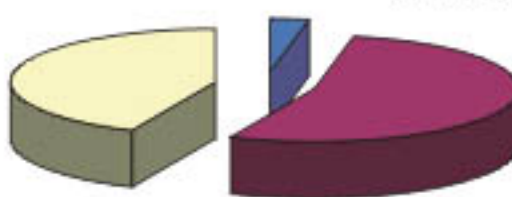
Конопиште  
Konopište

Возраст	Сé	Мажи	Жени	Age
	All	Male	Female	
Вкупно	350	188	162	Total
0-14	11	7	4	0-14
15-64	187	108	79	15-64
65 и повеќе	152	73	79	65 and more
Непознато	-	-	-	Unknown

Возраст	Сé	Мажи	Жени	Age
	All	Male	Female	
Вкупно	100.00	100.00	100.00	Total
0-14	3.14	3.72	2.47	0-14
15-64	53.43	57.45	48.77	15-64
65 и повеќе	43.43	38.83	48.77	65 and more
Непознато	-	-	-	Unknown

Конопиште  
Konopište

■ 0-14  
■ 15-64  
■ 65 и повеќе  
65 and more



Табела 4:  
Вкупно население во Република Македонија според позначајните групи на возраст, по пол  
Table 4:  
Total population of the Republic of Macedonia by most important age groups, by sex

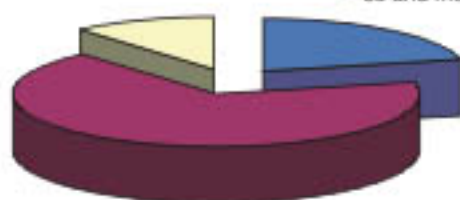
Конче  
Konče

Возраст	Сé	Мажи	Жени	Age
	All	Male	Female	
Вкупно	3536	1888	1650	Total
0-14	759	390	369	0-14
15-64	2368	1299	1069	15-64
65 и повеќе	404	197	207	65 and more
Непознато	5	-	5	Unknown

Возраст	Сé	Мажи	Жени	Age
	All	Male	Female	
Вкупно	100.00	100.00	100.00	Total
0-14	21.46	20.68	22.36	0-14
15-64	66.97	68.88	64.79	15-64
65 и повеќе	11.43	10.45	12.55	65 and more
Непознато	0.14	-	0.30	Unknown

Конче  
Konče

■ 0-14  
■ 15-64  
■ 65 и повеќе  
65 and more



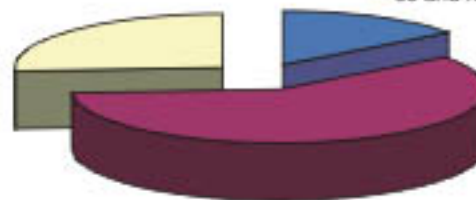
Косел  
Kosel

Возраст	Сé	Мажи	Жени	Age
	All	Male	Female	
Вкупно	1369	695	674	Total
0-14	201	108	93	0-14
15-64	810	426	384	15-64
65 и повеќе	358	161	197	65 and more
Непознато	-	-	-	Unknown

Возраст	Сé	Мажи	Жени	Age
	All	Male	Female	
Вкупно	100.00	100.00	100.00	Total
0-14	14.68	15.54	13.80	0-14
15-64	59.17	61.29	56.97	15-64
65 и повеќе	26.15	23.17	29.23	65 and more
Непознато	-	-	-	Unknown

Косел  
Kosel

■ 0-14  
■ 15-64  
■ 65 и повеќе  
65 and more



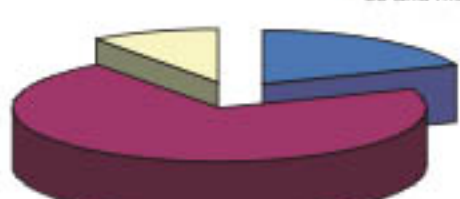
Кочани  
Kočani

Возраст	Сé	Мажи	Жени	Age
	All	Male	Female	
Вкупно	33689	16957	16732	Total
0-14	6449	3290	3159	0-14
15-64	23894	12121	11773	15-64
65 и повеќе	3336	1543	1793	65 and more
Непознато	10	3	7	Unknown

Возраст	Сé	Мажи	Жени	Age
	All	Male	Female	
Вкупно	100.00	100.00	100.00	Total
0-14	19.14	19.40	18.88	0-14
15-64	70.93	71.48	70.36	15-64
65 и повеќе	9.90	9.10	10.72	65 and more
Непознато	0.03	0.02	0.04	Unknown

Кочани  
Kočani

■ 0-14  
■ 15-64  
■ 65 и повеќе  
65 and more



Кратово  
Kratovo

Возраст	Сé	Мажи	Жени	Age
	All	Male	Female	
Вкупно	10441	5327	5114	Total
0-14	1772	928	846	0-14
15-64	7200	3767	3433	15-64
65 и повеќе	1466	634	832	65 and more
Непознато	3	-	3	Unknown

Возраст	Сé	Мажи	Жени	Age
	All	Male	Female	
Вкупно	100.00	100.00	100.00	Total
0-14	16.97	17.38	16.54	0-14
15-64	68.96	70.72	67.13	15-64
65 и повеќе	14.04	11.90	16.27	65 and more
Непознато	0.03	-	0.06	Unknown

Кратово  
Kratovo

■ 0-14  
■ 15-64  
■ 65 и повеќе  
65 and more



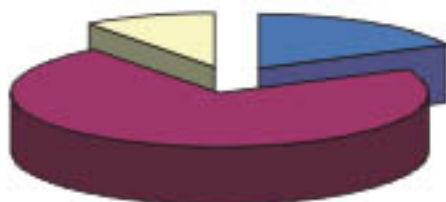
Табела 4:  
Вкупно население во Република Македонија според позначајните групи на возраст, по пол  
Table 4:  
Total population of the Republic of Macedonia by most important age groups, by sex

Крива Паланка  
Kriva Palanka

Возраст	Сé	Мажи	Жени	Age
	All	Male	Female	
Вкупно	20820	10727	10093	Total
0-14	3710	1959	1751	0-14
15-64	14981	7900	7081	15-64
65 и повеќе	2124	866	1258	65 and more
Непознато	5	2	3	Unknown

Возраст	Сé	Мажи	Жени	Age
	All	Male	Female	
Вкупно	100.00	100.00	100.00	Total
0-14	17.82	18.26	17.35	0-14
15-64	71.95	73.65	70.16	15-64
65 и повеќе	10.20	8.07	12.48	65 and more
Непознато	0.02	0.02	0.03	Unknown

Крива Паланка  
Kriva Palanka

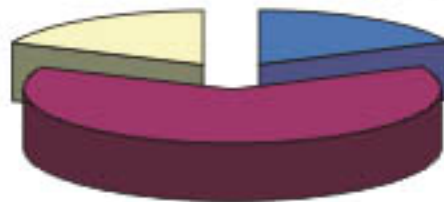


Кривогаштани  
Krivogaštani

Возраст	Сé	Мажи	Жени	Age
	All	Male	Female	
Вкупно	6007	3160	2847	Total
0-14	1086	545	541	0-14
15-64	3818	2109	1709	15-64
65 и повеќе	1099	506	593	65 and more
Непознато	4	-	4	Unknown

Возраст	Сé	Мажи	Жени	Age
	All	Male	Female	
Вкупно	100.00	100.00	100.00	Total
0-14	18.08	17.25	19.00	0-14
15-64	63.56	66.74	60.03	15-64
65 и повеќе	18.30	16.01	20.83	65 and more
Непознато	0.07	-	0.14	Unknown

Кривогаштани  
Krivogaštani

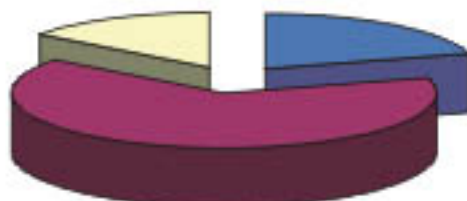


Крушево  
Kruševo

Возраст	Сé	Мажи	Жени	Age
	All	Male	Female	
Вкупно	9684	4918	4766	Total
0-14	1977	1012	965	0-14
15-64	6277	3272	3005	15-64
65 и повеќе	1423	634	789	65 and more
Непознато	7	-	7	Unknown

Возраст	Сé	Мажи	Жени	Age
	All	Male	Female	
Вкупно	100.00	100.00	100.00	Total
0-14	20.42	20.58	20.25	0-14
15-64	64.82	66.53	63.05	15-64
65 и повеќе	14.69	12.89	16.55	65 and more
Непознато	0.07	-	0.15	Unknown

Крушево  
Kruševo

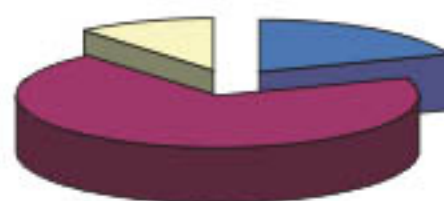


Куклиш  
Kukliš

Возраст	Сé	Мажи	Жени	Age
	All	Male	Female	
Вкупно	4449	2322	2127	Total
0-14	868	425	443	0-14
15-64	3084	1689	1395	15-64
65 и повеќе	497	208	289	65 and more
Непознато	-	-	-	Unknown

Возраст	Сé	Мажи	Жени	Age
	All	Male	Female	
Вкупно	100.00	100.00	100.00	Total
0-14	19.51	18.30	20.83	0-14
15-64	69.32	72.74	65.59	15-64
65 и повеќе	11.17	8.96	13.59	65 and more
Непознато	-	-	-	Unknown

Куклиш  
Kukliš



Табела 4:  
Вкупно население во Република Македонија според позначајните групи на возраст, по пол  
Table 4:  
Total population of the Republic of Macedonia by most important age groups, by sex

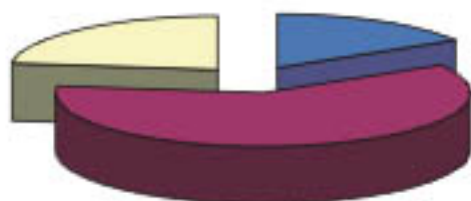
**Кукуречани**  
**Kukurečani**

Возраст	Сé	Мажи	Жени	Age
	All	Male	Female	
Вкупно	2511	1318	1193	Total
0-14	409	212	197	0-14
15-64	1524	834	690	15-64
65 и повеќе	576	270	306	65 and more
Непознато	2	2	-	Unknown

Возраст	Сé	Мажи	Жени	Age
	All	Male	Female	
Вкупно	100.00	100.00	100.00	Total
0-14	16.29	16.08	16.51	0-14
15-64	60.69	63.28	57.84	15-64
65 и повеќе	22.94	20.49	25.65	65 and more
Непознато	0.08	0.15	-	Unknown

Кукуречани  
Kukurečani

■ 0-14  
■ 15-64  
■ 65 и повеќе  
65 and more



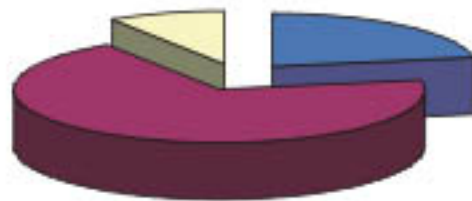
**Куманово**  
**Kumanovo**

Возраст	Сé	Мажи	Жени	Age
	All	Male	Female	
Вкупно	103205	51961	51244	Total
0-14	22900	11839	11061	0-14
15-64	70696	35748	34948	15-64
65 и повеќе	9558	4363	5195	65 and more
Непознато	51	11	40	Unknown

Возраст	Сé	Мажи	Жени	Age
	All	Male	Female	
Вкупно	100.00	100.00	100.00	Total
0-14	22.19	22.78	21.58	0-14
15-64	68.50	68.80	68.20	15-64
65 и повеќе	9.28	8.40	10.14	65 and more
Непознато	0.05	0.02	0.08	Unknown

Куманово  
Kumanovo

■ 0-14  
■ 15-64  
■ 65 и повеќе  
65 and more



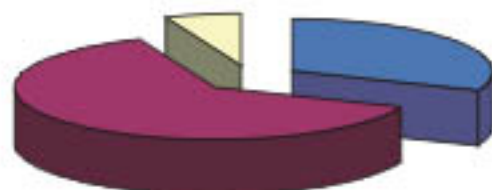
**Лабуништа**  
**Labuništa**

Возраст	Сé	Мажи	Жени	Age
	All	Male	Female	
Вкупно	8935	4236	4699	Total
0-14	2781	1394	1387	0-14
15-64	5592	2588	3004	15-64
65 и повеќе	557	254	303	65 and more
Непознато	5	-	5	Unknown

Возраст	Сé	Мажи	Жени	Age
	All	Male	Female	
Вкупно	100.00	100.00	100.00	Total
0-14	31.12	32.91	29.52	0-14
15-64	62.59	61.10	63.93	15-64
65 и повеќе	6.23	6.00	6.45	65 and more
Непознато	0.06	-	0.11	Unknown

Лабуништа  
Labuništa

■ 0-14  
■ 15-64  
■ 65 и повеќе  
65 and more



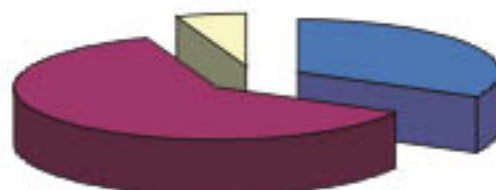
**Липково**  
**Lipkovo**

Возраст	Сé	Мажи	Жени	Age
	All	Male	Female	
Вкупно	27058	13759	13299	Total
0-14	8858	4596	4262	0-14
15-64	18647	8447	8200	15-64
65 и повеќе	1497	701	796	65 and more
Непознато	58	15	41	Unknown

Возраст	Сé	Мажи	Жени	Age
	All	Male	Female	
Вкупно	100.00	100.00	100.00	Total
0-14	32.74	33.40	32.05	0-14
15-64	61.52	61.39	61.68	15-64
65 и повеќе	5.53	5.09	5.99	65 and more
Непознато	0.21	0.11	0.31	Unknown

Липково  
Lipkovo

■ 0-14  
■ 15-64  
■ 65 и повеќе  
65 and more



Табела 4:  
Вкупно население во Република Македонија според позначајните групи на возраст, по пол  
Table 4:  
Total population of the Republic of Macedonia by most important age groups, by sex

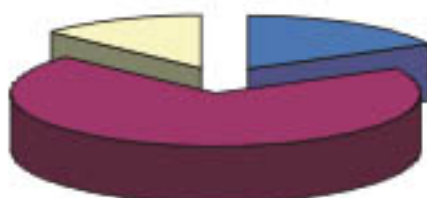
Лозово  
Lozovo

Возраст	Сé	Мажи	Жени	Age
	All	Male	Female	
Вкупно	2858	1504	1354	Total
0-14	493	255	238	0-14
15-64	1989	1083	906	15-64
65 и повеќе	375	166	209	65 and more
Непознато	1	-	1	Unknown

Возраст	Сé	Мажи	Жени	Age
	All	Male	Female	
Вкупно	100.00	100.00	100.00	Total
0-14	17.25	16.95	17.58	0-14
15-64	69.59	72.01	66.91	15-64
65 и повеќе	13.12	11.04	15.44	65 and more
Непознато	0.03	-	0.07	Unknown

Лозово  
Lozovo

■ 0-14  
■ 15-64  
■ 65 и повеќе  
65 and more



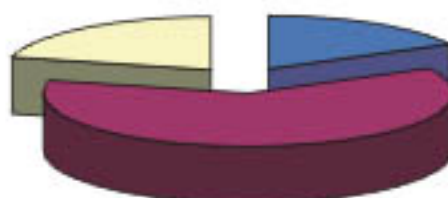
Луково  
Lukovo

Возраст	Сé	Мажи	Жени	Age
	All	Male	Female	
Вкупно	1509	782	727	Total
0-14	258	140	118	0-14
15-64	934	510	424	15-64
65 и повеќе	317	132	185	65 and more
Непознато	-	-	-	Unknown

Возраст	Сé	Мажи	Жени	Age
	All	Male	Female	
Вкупно	100.00	100.00	100.00	Total
0-14	17.10	17.90	16.23	0-14
15-64	61.90	65.22	58.32	15-64
65 и повеќе	21.01	16.88	25.45	65 and more
Непознато	-	-	-	Unknown

Луково  
Lukovo

■ 0-14  
■ 15-64  
■ 65 и повеќе  
65 and more



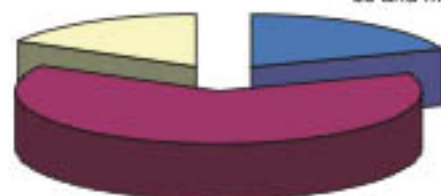
Маврови Анови  
Mavrovi Anovi

Возраст	Сé	Мажи	Жени	Age
	All	Male	Female	
Вкупно	984	513	471	Total
0-14	192	104	88	0-14
15-64	624	334	290	15-64
65 и повеќе	165	75	90	65 and more
Непознато	3	-	3	Unknown

Возраст	Сé	Мажи	Жени	Age
	All	Male	Female	
Вкупно	100.00	100.00	100.00	Total
0-14	19.51	20.27	18.68	0-14
15-64	63.41	65.11	61.57	15-64
65 и повеќе	16.77	14.62	19.11	65 and more
Непознато	0.30	-	0.64	Unknown

Маврови Анови  
Mavrovi anovi

■ 0-14  
■ 15-64  
■ 65 и повеќе  
65 and more



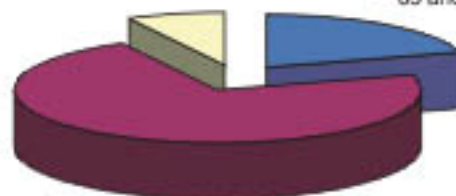
Македонска Каменица  
Makedonska Kamenica

Возраст	Сé	Мажи	Жени	Age
	All	Male	Female	
Вкупно	8110	4254	3856	Total
0-14	1643	823	820	0-14
15-64	5842	3143	2699	15-64
65 и повеќе	622	287	335	65 and more
Непознато	3	1	2	Unknown

Возраст	Сé	Мажи	Жени	Age
	All	Male	Female	
Вкупно	100.00	100.00	100.00	Total
0-14	20.26	19.35	21.27	0-14
15-64	72.03	73.88	69.99	15-64
65 и повеќе	7.67	6.75	8.69	65 and more
Непознато	0.04	0.02	0.05	Unknown

Македонска Каменица  
Makedonska Kamenica

■ 0-14  
■ 15-64  
■ 65 и повеќе  
65 and more



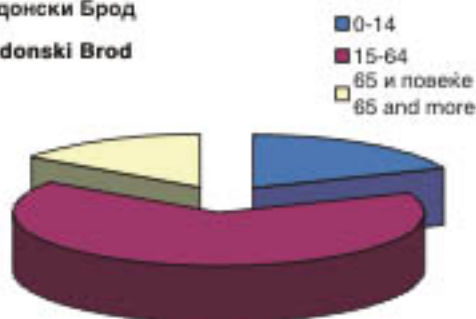
Табела 4:  
Вкупно население во Република Македонија според позначајните групи на возраст, по пол  
Table 4:  
Total population of the Republic of Macedonia by most important age groups, by sex

Македонски Брод  
Makedonski Brod

Возраст	Сé	Мажи	Жени	Age
	All	Male	Female	
Вкупно	5588	2880	2708	Total
0-14	1068	530	528	0-14
15-64	3877	1976	1701	15-64
65 и повеќе	854	374	480	65 and more
Непознато	1	-	1	Unknown

Возраст	Сé	Мажи	Жени	Age
	All	Male	Female	
Вкупно	100.00	100.00	100.00	Total
0-14	18.90	18.40	19.42	0-14
15-64	68.80	68.61	62.81	15-64
65 и повеќе	15.28	12.99	17.73	65 and more
Непознато	0.02	-	0.04	Unknown

Македонски Брод  
Makedonski Brod

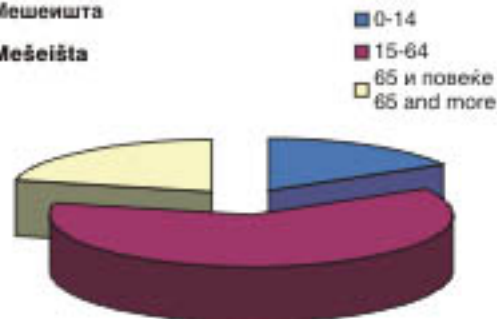


Мешеишта  
Mešeišta

Возраст	Сé	Мажи	Жени	Age
	All	Male	Female	
Вкупно	2567	1286	1281	Total
0-14	425	209	216	0-14
15-64	1594	838	756	15-64
65 и повеќе	548	239	309	65 and more
Непознато	-	-	-	Unknown

Возраст	Сé	Мажи	Жени	Age
	All	Male	Female	
Вкупно	100.00	100.00	100.00	Total
0-14	16.56	16.25	16.86	0-14
15-64	62.10	65.16	59.02	15-64
65 и повеќе	21.35	18.58	24.12	65 and more
Непознато	-	-	-	Unknown

Мешеишта  
Mešeišta

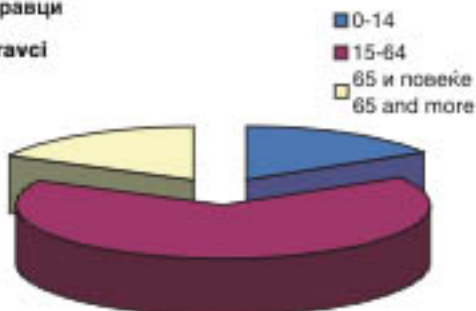


Миравци  
Miravci

Возраст	Сé	Мажи	Жени	Age
	All	Male	Female	
Вкупно	2828	1350	1276	Total
0-14	429	212	217	0-14
15-64	1737	916	821	15-64
65 и повеќе	460	222	238	65 and more
Непознато	-	-	-	Unknown

Возраст	Сé	Мажи	Жени	Age
	All	Male	Female	
Вкупно	100.00	100.00	100.00	Total
0-14	16.34	15.70	17.01	0-14
15-64	66.15	67.85	64.34	15-64
65 и повеќе	17.52	16.44	18.65	65 and more
Непознато	-	-	-	Unknown

Миравци  
Miravci

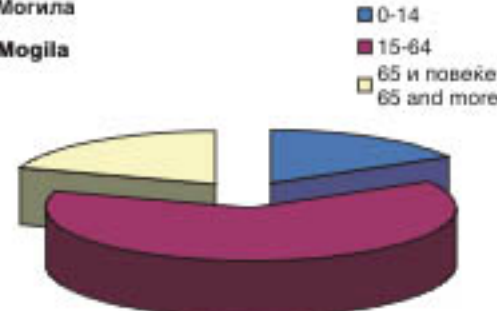


Могила  
Mogila

Возраст	Сé	Мажи	Жени	Age
	All	Male	Female	
Вкупно	4538	2403	2133	Total
0-14	750	413	337	0-14
15-64	2880	1587	1293	15-64
65 и повеќе	901	402	499	65 and more
Непознато	5	1	4	Unknown

Возраст	Сé	Мажи	Жени	Age
	All	Male	Female	
Вкупно	100.00	100.00	100.00	Total
0-14	16.53	17.19	15.80	0-14
15-64	63.49	66.04	60.62	15-64
65 и повеќе	19.86	16.73	23.39	65 and more
Непознато	0.11	0.04	0.19	Unknown

Могила  
Mogila



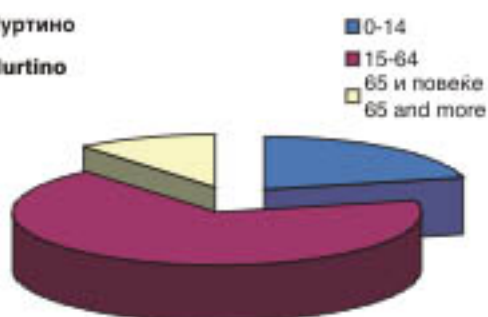
Табела 4:  
Вкупно население во Република Македонија според позначајните групи на возраст, по пол  
Table 4:  
Total population of the Republic of Macedonia by most important age groups, by sex

Муртино  
Murtino

Возраст	Сè	Мажи	Жени	Age
	All	Male	Female	
Вкупно	6544	3297	3247	Total
0-14	1407	683	724	0-14
15-64	4406	2297	2109	15-64
65 и повеќе	728	315	413	65 and more
Непознато	3	2	1	Unknown

Возраст	Сè	Мажи	Жени	Age
	All	Male	Female	
Вкупно	100.00	100.00	100.00	Total
0-14	21.50	20.72	22.30	0-14
15-64	67.33	69.67	64.95	15-64
65 и повеќе	11.12	9.55	12.72	65 and more
Непознато	0.05	0.06	0.03	Unknown

Муртино  
Murtino

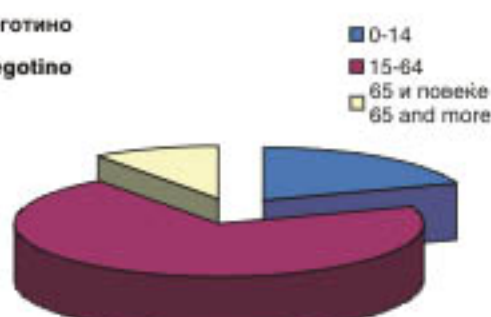


Неготино  
Negotino

Возраст	Сè	Мажи	Жени	Age
	All	Male	Female	
Вкупно	19212	9777	9435	Total
0-14	3767	1909	1858	0-14
15-64	13526	6992	6534	15-64
65 и повеќе	1917	875	1042	65 and more
Непознато	2	1	1	Unknown

Возраст	Сè	Мажи	Жени	Age
	All	Male	Female	
Вкупно	100.00	100.00	100.00	Total
0-14	19.61	19.53	19.69	0-14
15-64	70.40	71.51	69.25	15-64
65 и повеќе	9.98	8.95	11.04	65 and more
Непознато	0.01	0.01	0.01	Unknown

Неготино  
Negotino

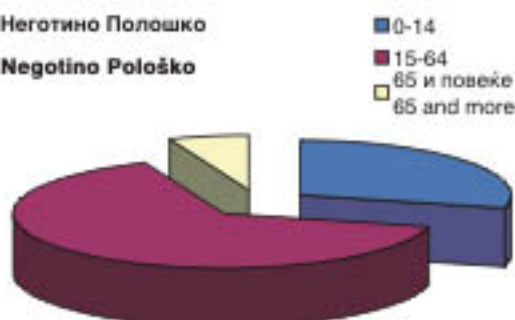


Неготино Полошко  
Negotino Pološko

Возраст	Сè	Мажи	Жени	Age
	All	Male	Female	
Вкупно	16813	8160	8653	Total
0-14	4866	2538	2328	0-14
15-64	10881	5146	5735	15-64
65 и повеќе	1046	470	576	65 and more
Непознато	20	6	14	Unknown

Возраст	Сè	Мажи	Жени	Age
	All	Male	Female	
Вкупно	100.00	100.00	100.00	Total
0-14	28.94	31.10	26.90	0-14
15-64	64.72	63.06	66.28	15-64
65 и повеќе	6.22	5.76	6.66	65 and more
Непознато	0.12	0.07	0.16	Unknown

Неготино Полошко  
Negotino Pološko

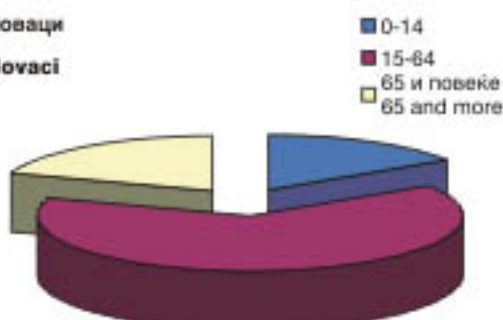


Новаци  
Novaci

Возраст	Сè	Мажи	Жени	Age
	All	Male	Female	
Вкупно	2478	1292	1186	Total
0-14	391	210	181	0-14
15-64	1596	861	735	15-64
65 и повеќе	491	221	270	65 and more
Непознато	-	-	-	Unknown

Возраст	Сè	Мажи	Жени	Age
	All	Male	Female	
Вкупно	100.00	100.00	100.00	Total
0-14	15.78	16.25	15.26	0-14
15-64	64.41	66.64	61.97	15-64
65 и повеќе	19.81	17.11	22.77	65 and more
Непознато	-	-	-	Unknown

Новаци  
Novaci



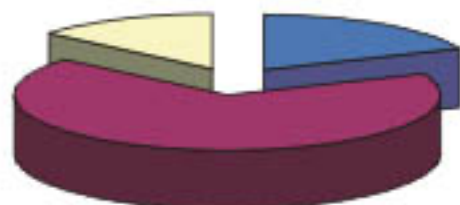
Табела 4:  
Вкупно население во Република Македонија според позначајните групи на возраст, по пол  
Table 4:  
Total population of the Republic of Macedonia by most important age groups, by sex

Ново Село  
Novo Selo

Возраст	Сé	Мажи	Жени	Age
	All	Male	Female	
Вкупно	11968	6184	5782	Total
0-14	2240	1154	1086	0-14
15-64	8051	4279	3772	15-64
65 и повеќе	1873	749	924	65 and more
Непознато	2	2	-	Unknown

Возраст	Сé	Мажи	Жени	Age
	All	Male	Female	
Вкупно	100.00	100.00	100.00	Total
0-14	18.72	18.66	18.78	0-14
15-64	67.28	69.19	65.24	15-64
65 и повеќе	13.98	12.11	15.98	65 and more
Непознато	0.02	0.03	-	Unknown

Ново Село  
Novo Selo

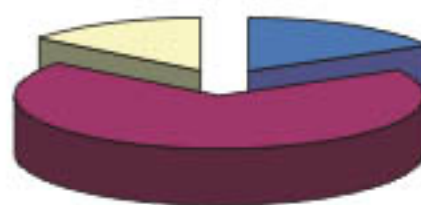


Облешево  
Obleshevo

Возраст	Сé	Мажи	Жени	Age
	All	Male	Female	
Вкупно	5071	2613	2458	Total
0-14	860	429	431	0-14
15-64	3480	1878	1602	15-64
65 и повеќе	729	305	424	65 and more
Непознато	2	1	1	Unknown

Возраст	Сé	Мажи	Жени	Age
	All	Male	Female	
Вкупно	100.00	100.00	100.00	Total
0-14	16.96	16.42	17.53	0-14
15-64	68.63	71.87	65.17	15-64
65 и повеќе	14.38	11.67	17.25	65 and more
Непознато	0.04	0.04	0.04	Unknown

Облешево  
Obleshevo

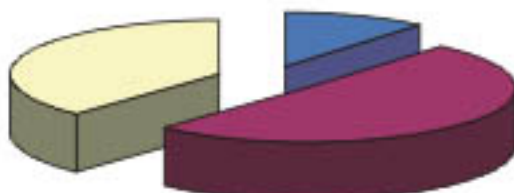


Орашац  
Orašac

Возраст	Сé	Мажи	Жени	Age
	All	Male	Female	
Вкупно	1252	659	593	Total
0-14	138	64	74	0-14
15-64	836	382	274	15-64
65 и повеќе	475	231	244	65 and more
Непознато	3	2	1	Unknown

Возраст	Сé	Мажи	Жени	Age
	All	Male	Female	
Вкупно	100.00	100.00	100.00	Total
0-14	11.02	9.71	12.48	0-14
15-64	50.80	54.93	46.21	15-64
65 и повеќе	37.94	35.05	41.15	65 and more
Непознато	0.24	0.30	0.17	Unknown

Орашац  
Orašac



Оризари  
Orizari

Возраст	Сé	Мажи	Жени	Age
	All	Male	Female	
Вкупно	4403	2235	2168	Total
0-14	750	387	363	0-14
15-64	3097	1608	1489	15-64
65 и повеќе	553	238	315	65 and more
Непознато	3	2	1	Unknown

Возраст	Сé	Мажи	Жени	Age
	All	Male	Female	
Вкупно	100.00	100.00	100.00	Total
0-14	17.03	17.32	16.74	0-14
15-64	70.34	71.95	68.68	15-64
65 и повеќе	12.56	10.65	14.53	65 and more
Непознато	0.07	0.09	0.05	Unknown

Оризари  
Orizari





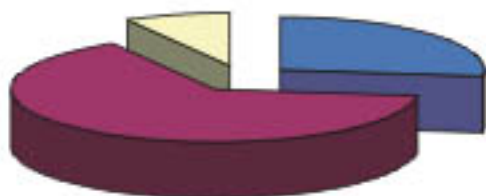
Табела 4:  
Вкупно население во Република Македонија според позначајните групи на возраст, по пол  
Table 4:  
Total population of the Republic of Macedonia by most important age groups, by sex

Осломеј  
Oslomej

Возраст	Сé	Мажи	Жени	Age
	All	Male	Female	
Вкупно	10425	5326	5099	Total
0-14	2809	1483	1326	0-14
15-64	6740	3467	3273	15-64
65 и повеќе	870	374	496	65 and more
Непознато	6	2	4	Unknown

Возраст	Сé	Мажи	Жени	Age
	All	Male	Female	
Вкупно	100.00	100.00	100.00	Total
0-14	26.94	27.84	26.01	0-14
15-64	64.65	65.10	64.19	15-64
65 и повеќе	8.35	7.02	9.73	65 and more
Непознато	0.06	0.04	0.08	Unknown

Осломеј  
Oslomej

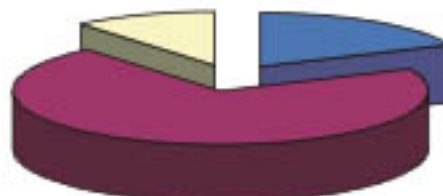


Охрид  
Ohrid

Возраст	Сé	Мажи	Жени	Age
	All	Male	Female	
Вкупно	54380	26903	27477	Total
0-14	9999	5133	4866	0-14
15-64	38311	19048	19263	15-64
65 и повеќе	6058	2718	3340	65 and more
Непознато	12	4	8	Unknown

Возраст	Сé	Мажи	Жени	Age
	All	Male	Female	
Вкупно	100.00	100.00	100.00	Total
0-14	18.39	19.08	17.71	0-14
15-64	70.45	70.80	70.11	15-64
65 и повеќе	11.14	10.10	12.16	65 and more
Непознато	0.02	0.01	0.03	Unknown

Охрид  
Ohrid

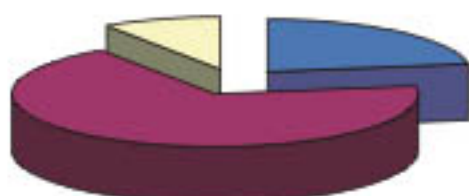


Петровец  
Petrovec

Возраст	Сé	Мажи	Жени	Age
	All	Male	Female	
Вкупно	8255	4250	4005	Total
0-14	1860	916	944	0-14
15-64	5611	2961	2650	15-64
65 и повеќе	773	370	403	65 and more
Непознато	11	3	8	Unknown

Возраст	Сé	Мажи	Жени	Age
	All	Male	Female	
Вкупно	100.00	100.00	100.00	Total
0-14	22.53	21.55	23.57	0-14
15-64	67.97	69.67	66.17	15-64
65 и повеќе	9.36	8.71	10.06	65 and more
Непознато	0.13	0.07	0.20	Unknown

Петровец  
Petrovec

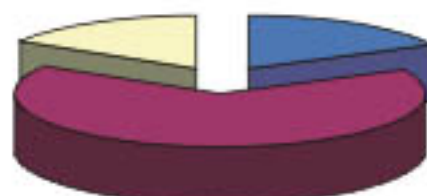


Пехчево  
Pechevo

Возраст	Сé	Мажи	Жени	Age
	All	Male	Female	
Вкупно	5517	2795	2722	Total
0-14	959	485	474	0-14
15-64	3853	1896	1757	15-64
65 и повеќе	903	414	489	65 and more
Непознато	2	-	2	Unknown

Возраст	Сé	Мажи	Жени	Age
	All	Male	Female	
Вкупно	100.00	100.00	100.00	Total
0-14	17.38	17.35	17.41	0-14
15-64	68.21	67.84	64.55	15-64
65 и повеќе	16.37	14.81	17.96	65 and more
Непознато	0.04	-	0.07	Unknown

Пехчево  
Pechevo



Табела 4:  
Вкупно население во Република Македонија според позначајните групи на возраст, по пол  
Table 4:  
Total population of the Republic of Macedonia by most important age groups, by sex

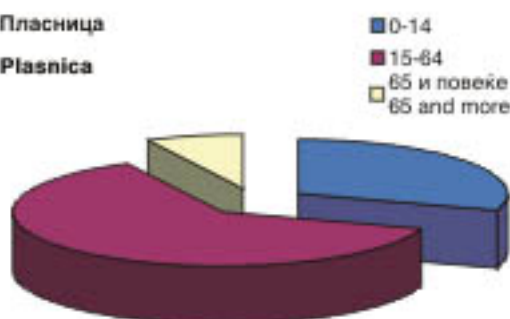
Пласница  
Plasnica

Возраст	Сé	Мажи	Жени	Age
	All	Male	Female	
Вкупно	4545	2268	2277	Total
0-14	1360	696	664	0-14
15-64	2838	1408	1430	15-64
65 и повеќе	344	163	181	65 and more
Непознато	3	1	2	Unknown

Возраст	Сé	Мажи	Жени	Age
	All	Male	Female	
Вкупно	100.00	100.00	100.00	Total
0-14	29.92	30.69	29.16	0-14
15-64	62.44	62.08	62.80	15-64
65 и повеќе	7.57	7.19	7.95	65 and more
Непознато	0.07	0.04	0.09	Unknown

Пласница

Plasnica



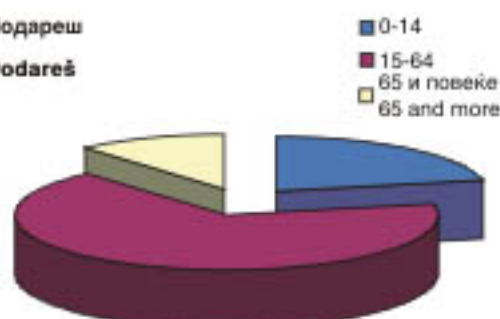
Подареш  
Podareš

Возраст	Сé	Мажи	Жени	Age
	All	Male	Female	
Вкупно	3746	1942	1804	Total
0-14	816	400	416	0-14
15-64	2502	1340	1162	15-64
65 и повеќе	428	202	226	65 and more
Непознато	-	-	-	Unknown

Возраст	Сé	Мажи	Жени	Age
	All	Male	Female	
Вкупно	100.00	100.00	100.00	Total
0-14	21.78	20.60	23.08	0-14
15-64	66.79	69.00	64.41	15-64
65 и повеќе	11.43	10.40	12.53	65 and more
Непознато	-	-	-	Unknown

Подареш

Podareš



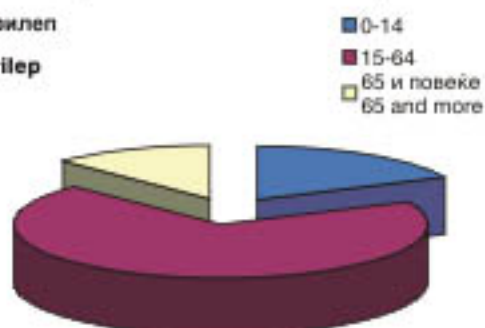
Прилеп  
Prilep

Возраст	Сé	Мажи	Жени	Age
	All	Male	Female	
Вкупно	73351	36716	36635	Total
0-14	13321	6815	6506	0-14
15-64	50815	25859	24956	15-64
65 и повеќе	9201	4037	5164	65 and more
Непознато	14	5	9	Unknown

Возраст	Сé	Мажи	Жени	Age
	All	Male	Female	
Вкупно	100.00	100.00	100.00	Total
0-14	18.16	18.56	17.76	0-14
15-64	69.28	70.43	68.12	15-64
65 и повеќе	12.54	11.00	14.10	65 and more
Непознато	0.02	0.01	0.02	Unknown

Прилеп

Prilep



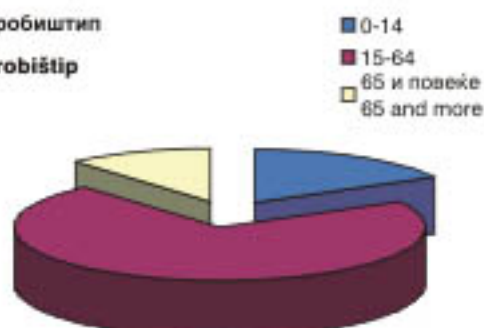
Пробиштип  
Probištip

Возраст	Сé	Мажи	Жени	Age
	All	Male	Female	
Вкупно	12765	6493	6272	Total
0-14	2147	1073	1074	0-14
15-64	9169	4774	4395	15-64
65 и повеќе	1447	646	801	65 and more
Непознато	2	-	2	Unknown

Возраст	Сé	Мажи	Жени	Age
	All	Male	Female	
Вкупно	100.00	100.00	100.00	Total
0-14	16.82	16.53	17.12	0-14
15-64	71.83	73.53	70.07	15-64
65 и повеќе	11.34	9.95	12.77	65 and more
Непознато	0.02	-	0.03	Unknown

Пробиштип

Probištip



Табела 4:  
Вкупно население во Република Македонија според позначајните групи на возраст, по пол  
Table 4:  
Total population of the Republic of Macedonia by most important age groups, by sex

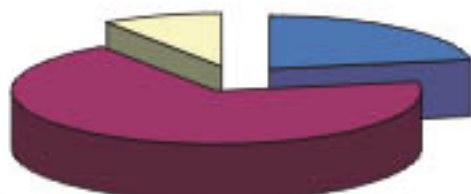
Радовиш  
Radoviš

Возраст	Сè	Мажи	Жени	Age
	All	Male	Female	
Вкупно	24498	12512	11986	Total
0-14	5476	2830	2646	0-14
15-64	16727	8668	8059	15-64
65 и повеќе	2289	1012	1277	65 and more
Непознато	6	2	4	Unknown

Возраст	Сè	Мажи	Жени	Age
	All	Male	Female	
Вкупно	100.00	100.00	100.00	Total
0-14	22.35	22.62	22.08	0-14
15-64	68.28	69.28	67.24	15-64
65 и повеќе	9.34	8.09	10.65	65 and more
Непознато	0.02	0.02	0.03	Unknown

Радовиш

Radoviš



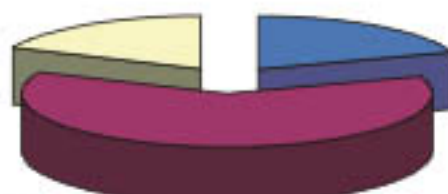
Ранковце  
Rankovce

Возраст	Сè	Мажи	Жени	Age
	All	Male	Female	
Вкупно	4144	2177	1967	Total
0-14	818	441	377	0-14
15-64	2568	1408	1160	15-64
65 и повеќе	755	328	427	65 and more
Непознато	3	-	3	Unknown

Возраст	Сè	Мажи	Жени	Age
	All	Male	Female	
Вкупно	100.00	100.00	100.00	Total
0-14	19.74	20.26	19.17	0-14
15-64	61.97	64.68	58.97	15-64
65 и повеќе	18.22	15.07	21.71	65 and more
Непознато	0.07	-	0.15	Unknown

Ранковце

Rankovce



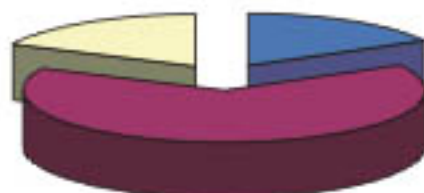
Ресен  
Resen

Возраст	Сè	Мажи	Жени	Age
	All	Male	Female	
Вкупно	16825	8413	8412	Total
0-14	2852	1514	1338	0-14
15-64	10920	5531	5389	15-64
65 и повеќе	3036	1363	1673	65 and more
Непознато	17	5	12	Unknown

Возраст	Сè	Мажи	Жени	Age
	All	Male	Female	
Вкупно	100.00	100.00	100.00	Total
0-14	16.95	18.00	15.91	0-14
15-64	64.90	65.74	64.06	15-64
65 и повеќе	18.04	16.20	19.89	65 and more
Непознато	0.10	0.06	0.14	Unknown

Ресен

Resen



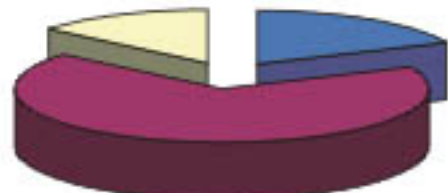
Росоман  
Rosoman

Возраст	Сè	Мажи	Жени	Age
	All	Male	Female	
Вкупно	4141	2150	1991	Total
0-14	761	376	385	0-14
15-64	2801	1516	1285	15-64
65 и повеќе	577	257	320	65 and more
Непознато	2	1	1	Unknown

Возраст	Сè	Мажи	Жени	Age
	All	Male	Female	
Вкупно	100.00	100.00	100.00	Total
0-14	18.38	17.49	19.34	0-14
15-64	67.84	70.51	64.54	15-64
65 и повеќе	13.93	11.95	16.07	65 and more
Непознато	0.05	0.05	0.05	Unknown

Росоман

Rosoman



Табела 4:  
Вкупно население во Република Македонија според позначајните групи на возраст, по пол  
Table 4:  
Total population of the Republic of Macedonia by most important age groups, by sex

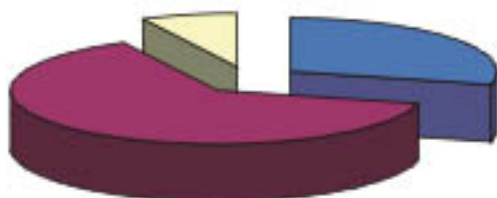
Ростуша  
Rostuša

Возраст	Сé	Мажи	Жени	Age
	All	Male	Female	
Вкупно	9451	4722	4729	Total
0-14	2715	1407	1308	0-14
15-64	6006	3001	3005	15-64
65 и повеќе	719	312	407	65 and more
Непознато	11	2	9	Unknown

Возраст	Сé	Мажи	Жени	Age
	All	Male	Female	
Вкупно	100.00	100.00	100.00	Total
0-14	28.73	29.80	27.66	0-14
15-64	63.55	63.55	63.54	15-64
65 и повеќе	7.81	6.81	8.61	65 and more
Непознато	0.12	0.04	0.19	Unknown

Ростуша  
Rostuša

■ 0-14  
■ 15-64  
■ 65 и повеќе  
■ 65 and more



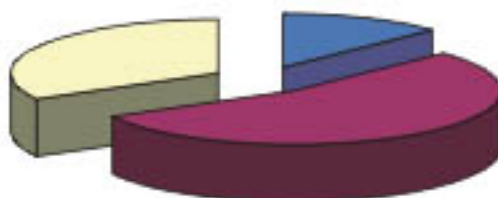
Самоков  
Samokov

Возраст	Сé	Мажи	Жени	Age
	All	Male	Female	
Вкупно	1553	826	727	Total
0-14	199	103	96	0-14
15-64	840	496	344	15-64
65 и повеќе	512	227	285	65 and more
Непознато	2	-	2	Unknown

Возраст	Сé	Мажи	Жени	Age
	All	Male	Female	
Вкупно	100.00	100.00	100.00	Total
0-14	12.81	12.47	13.20	0-14
15-64	54.09	60.05	47.32	15-64
65 и повеќе	32.97	27.48	39.20	65 and more
Непознато	0.13	-	0.28	Unknown

Самоков  
Samokov

■ 0-14  
■ 15-64  
■ 65 и повеќе  
■ 65 and more



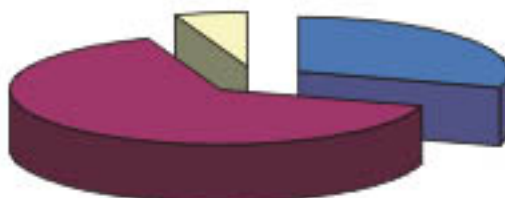
Сарај  
Saraј

Возраст	Сé	Мажи	Жени	Age
	All	Male	Female	
Вкупно	24253	12315	11938	Total
0-14	7215	3751	3464	0-14
15-64	15681	7919	7762	15-64
65 и повеќе	1347	641	706	65 and more
Непознато	10	4	6	Unknown

Возраст	Сé	Мажи	Жени	Age
	All	Male	Female	
Вкупно	100.00	100.00	100.00	Total
0-14	29.75	30.46	29.02	0-14
15-64	64.66	64.30	65.02	15-64
65 и повеќе	5.55	5.21	5.91	65 and more
Непознато	0.04	0.03	0.05	Unknown

Сарај  
Saraј

■ 0-14  
■ 15-64  
■ 65 и повеќе  
■ 65 and more



Свети Николе  
Sveti Nikole

Возраст	Сé	Мажи	Жени	Age
	All	Male	Female	
Вкупно	18497	9571	8926	Total
0-14	3298	1709	1589	0-14
15-64	12893	6777	6116	15-64
65 и повеќе	2296	1084	1212	65 and more
Непознато	10	1	9	Unknown

Возраст	Сé	Мажи	Жени	Age
	All	Male	Female	
Вкупно	100.00	100.00	100.00	Total
0-14	17.83	17.86	17.80	0-14
15-64	69.70	70.81	68.52	15-64
65 и повеќе	12.41	11.33	13.58	65 and more
Непознато	0.05	0.01	0.10	Unknown

Свети Николе  
Sveti Nikole

■ 0-14  
■ 15-64  
■ 65 и повеќе  
■ 65 and more



Табела 4:  
Вкупно население во Република Македонија според позначајните групи на возраст, по пол  
Table 4:  
Total population of the Republic of Macedonia by most important age groups, by sex

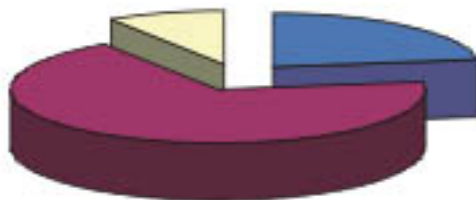
Сопиште  
Sopište

Возраст	Сé	Мажи	Жени	Age
	All	Male	Female	
Вкупно	9522	4885	4637	Total
0-14	2158	1103	1055	0-14
15-64	6477	3358	3119	15-64
65 и повеќе	885	423	462	65 and more
Непознато	2	1	1	Unknown

Возраст	Сé	Мажи	Жени	Age
	All	Male	Female	
Вкупно	100.00	100.00	100.00	Total
0-14	22.66	22.58	22.75	0-14
15-64	68.02	68.74	67.26	15-64
65 и повеќе	9.29	8.66	9.96	65 and more
Непознато	0.02	0.02	0.02	Unknown

Сопиште  
Sopište

■ 0-14  
■ 15-64  
■ 65 и повеќе  
65 and more



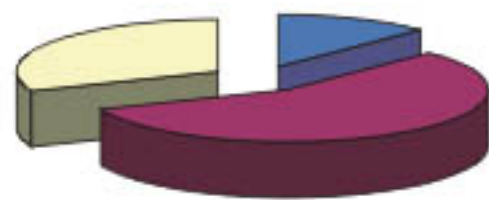
Сопотница  
Sopotnica

Возраст	Сé	Мажи	Жени	Age
	All	Male	Female	
Вкупно	2319	1169	1150	Total
0-14	292	151	141	0-14
15-64	1305	697	608	15-64
65 и повеќе	718	321	397	65 and more
Непознато	4	-	4	Unknown

Возраст	Сé	Мажи	Жени	Age
	All	Male	Female	
Вкупно	100.00	100.00	100.00	Total
0-14	12.59	12.92	12.26	0-14
15-64	56.27	59.62	52.87	15-64
65 и повеќе	30.96	27.46	34.52	65 and more
Непознато	0.17	-	0.35	Unknown

Сопотница  
Sopotnica

■ 0-14  
■ 15-64  
■ 65 и повеќе  
65 and more



Србиново  
Srbinovo

Возраст	Сé	Мажи	Жени	Age
	All	Male	Female	
Вкупно	3709	1917	1792	Total
0-14	1082	589	493	0-14
15-64	2328	1171	1157	15-64
65 и повеќе	297	157	140	65 and more
Непознато	2	-	2	Unknown

Возраст	Сé	Мажи	Жени	Age
	All	Male	Female	
Вкупно	100.00	100.00	100.00	Total
0-14	29.17	30.73	27.51	0-14
15-64	62.77	61.09	64.56	15-64
65 и повеќе	8.01	8.19	7.81	65 and more
Непознато	0.05	-	0.11	Unknown

Србиново  
Srbinovo

■ 0-14  
■ 15-64  
■ 65 и повеќе  
65 and more



Стар Дојран  
Star Dojran

Возраст	Сé	Мажи	Жени	Age
	All	Male	Female	
Вкупно	3426	1728	1698	Total
0-14	655	334	321	0-14
15-64	2317	1178	1139	15-64
65 и повеќе	454	216	238	65 and more
Непознато	-	-	-	Unknown

Возраст	Сé	Мажи	Жени	Age
	All	Male	Female	
Вкупно	100.00	100.00	100.00	Total
0-14	19.12	19.33	18.90	0-14
15-64	67.63	68.17	67.08	15-64
65 и повеќе	13.25	12.50	14.02	65 and more
Непознато	-	-	-	Unknown

Стар Дојран  
Star Dojran

■ 0-14  
■ 15-64  
■ 65 и повеќе  
65 and more



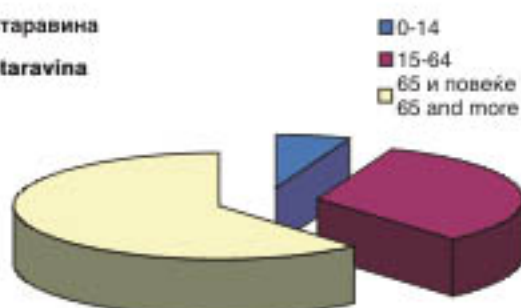
Табела 4:  
Вкупно население во Република Македонија според позначајните групи на возраст, по пол  
Table 4:  
Total population of the Republic of Macedonia by most important age groups, by sex

Старавина  
Staravina

Возраст	Сé	Мажи	Жени	Age
	All	Male	Female	
Вкупно	316	159	157	Total
0-14	18	5	13	0-14
15-64	104	58	48	15-64
65 и повеќе	194	96	98	65 and more
Непознато	-	-	-	Unkown

Возраст	Сé	Мажи	Жени	Age
	All	Male	Female	
Вкупно	100.00	100.00	100.00	Total
0-14	5.70	3.14	8.28	0-14
15-64	32.91	36.48	29.30	15-64
65 и повеќе	61.39	60.38	62.42	65 and more
Непознато	-	-	-	Unkown

Старавина  
Staravina

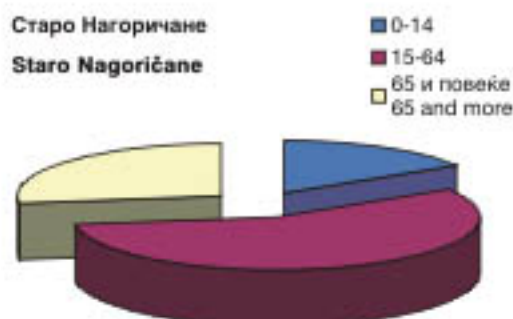


Старо Нагоричане  
Staro Nagoričane

Возраст	Сé	Мажи	Жени	Age
	All	Male	Female	
Вкупно	4258	2255	2003	Total
0-14	689	353	336	0-14
15-64	2395	1334	1061	15-64
65 и повеќе	1157	566	591	65 and more
Непознато	17	2	15	Unkown

Возраст	Сé	Мажи	Жени	Age
	All	Male	Female	
Вкупно	100.00	100.00	100.00	Total
0-14	16.18	15.65	16.77	0-14
15-64	56.25	59.16	52.97	15-64
65 и повеќе	27.17	25.10	29.51	65 and more
Непознато	0.40	0.09	0.75	Unkown

Старо Нагоричане  
Staro Nagoričane

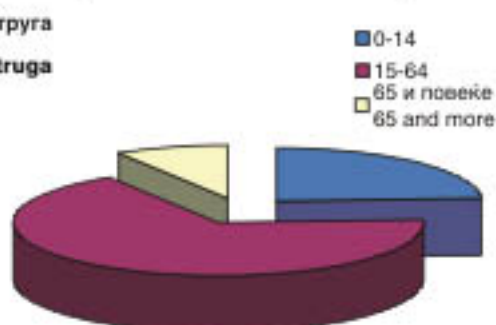


Струга  
Struga

Возраст	Сé	Мажи	Жени	Age
	All	Male	Female	
Вкупно	36892	18407	18485	Total
0-14	8923	4592	4331	0-14
15-64	24642	12294	12348	15-64
65 и повеќе	3320	1519	1801	65 and more
Непознато	7	2	5	Unkown

Возраст	Сé	Мажи	Жени	Age
	All	Male	Female	
Вкупно	100.00	100.00	100.00	Total
0-14	24.19	24.95	23.43	0-14
15-64	66.79	66.79	66.80	15-64
65 и повеќе	9.00	8.25	9.74	65 and more
Непознато	0.02	0.01	0.03	Unkown

Струга  
Struga

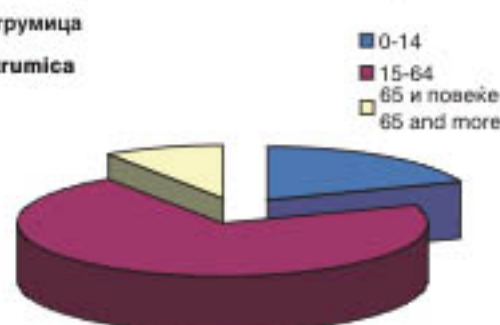


Струмица  
Strumica

Возраст	Сé	Мажи	Жени	Age
	All	Male	Female	
Вкупно	45087	22428	22659	Total
0-14	8721	4387	4334	0-14
15-64	32054	16200	15854	15-64
65 и повеќе	4301	1837	2464	65 and more
Непознато	11	4	7	Unkown

Возраст	Сé	Мажи	Жени	Age
	All	Male	Female	
Вкупно	100.00	100.00	100.00	Total
0-14	19.34	19.56	19.13	0-14
15-64	71.09	72.23	69.97	15-64
65 и повеќе	9.54	8.19	10.87	65 and more
Непознато	0.02	0.02	0.03	Unkown

Струмица  
Strumica



Табела 4:  
Вкупно население во Република Македонија според позначајните групи на возраст, по пол  
Table 4:  
Total population of the Republic of Macedonia by most important age groups, by sex

Студеничани  
Studeničani

Возраст	Сé	Мажи	Жени	Age
	All	Male	Female	
Вкупно	17246	8910	8336	Total
0-14	5398	2791	2607	0-14
15-64	10897	5636	5261	15-64
65 и повеќе	931	474	457	65 and more
Непознато	20	9	11	Unknown

Возраст	Сé	Мажи	Жени	Age
	All	Male	Female	
Вкупно	100.00	100.00	100.00	Total
0-14	31.30	31.32	31.27	0-14
15-64	63.19	63.25	63.11	15-64
65 и повеќе	5.40	5.32	5.48	65 and more
Непознато	0.12	0.10	0.13	Unknown

Студеничани  
Studeničani



Тearце  
Teарce

Возраст	Сé	Мажи	Жени	Age
	All	Male	Female	
Вкупно	22454	11502	10952	Total
0-14	5453	2914	2539	0-14
15-64	15005	7845	7360	15-64
65 и повеќе	1959	937	1022	65 and more
Непознато	37	6	31	Unknown

Возраст	Сé	Мажи	Жени	Age
	All	Male	Female	
Вкупно	100.00	100.00	100.00	Total
0-14	24.29	25.33	23.18	0-14
15-64	66.83	66.47	67.20	15-64
65 и повеќе	8.72	8.15	9.33	65 and more
Непознато	0.16	0.05	0.28	Unknown

Тearце  
Teарce

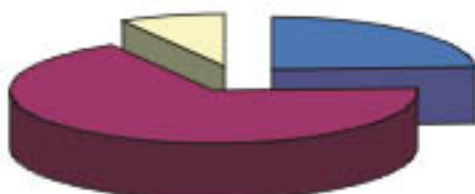


Тетово  
Tetovo

Возраст	Сé	Мажи	Жени	Age
	All	Male	Female	
Вкупно	70841	35523	35318	Total
0-14	17111	8844	8267	0-14
15-64	47809	23954	23855	15-64
65 и повеќе	5851	2702	3149	65 and more
Непознато	70	23	47	Unknown

Возраст	Сé	Мажи	Жени	Age
	All	Male	Female	
Вкупно	100.00	100.00	100.00	Total
0-14	24.15	24.90	23.41	0-14
15-64	67.49	67.43	67.54	15-64
65 и повеќе	8.26	7.61	8.92	65 and more
Непознато	0.10	0.08	0.13	Unknown

Тетово  
Tetovo



Тополчани  
Тopолчани

Возраст	Сé	Мажи	Жени	Age
	All	Male	Female	
Вкупно	2923	1562	1361	Total
0-14	540	296	244	0-14
15-64	1788	987	801	15-64
65 и повеќе	595	279	316	65 and more
Непознато	-	-	-	Unknown

Возраст	Сé	Мажи	Жени	Age
	All	Male	Female	
Вкупно	100.00	100.00	100.00	Total
0-14	18.47	18.95	17.93	0-14
15-64	61.17	63.19	58.85	15-64
65 и повеќе	20.36	17.86	23.22	65 and more
Непознато	-	-	-	Unknown

Тополчани  
Тopолчани



Табела 4:  
Вкупно население во Република Македонија според позначајните групи на возраст, по пол  
Table 4:  
Total population of the Republic of Macedonia by most important age groups, by sex

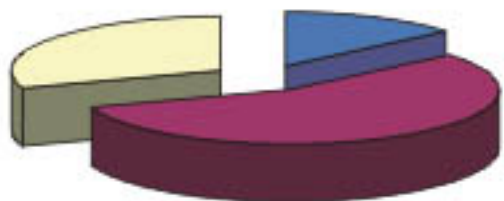
Цапари  
Saragi

Возраст	Сé	Мажи	Жени	Age
	All	Male	Female	
Вкупно	1424	713	711	Total
0-14	196	110	86	0-14
15-64	798	402	396	15-64
65 и повеќе	430	201	229	65 and more
Непознато	-	-	-	Unknown

Возраст	Сé	Мажи	Жени	Age
	All	Male	Female	
Вкупно	100.00	100.00	100.00	Total
0-14	13.78	15.43	12.10	0-14
15-64	56.04	56.38	55.70	15-64
65 и повеќе	30.20	28.19	32.21	65 and more
Непознато	-	-	-	Unknown

Цапари  
Saragi

■ 0-14  
■ 15-64  
■ 65 и повеќе  
65 and more



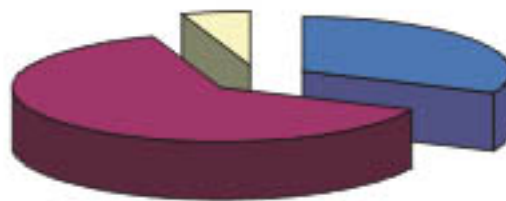
Центар Жупа  
Centar Župa

Возраст	Сé	Мажи	Жени	Age
	All	Male	Female	
Вкупно	6299	3200	3099	Total
0-14	1992	1013	979	0-14
15-64	3975	2023	1952	15-64
65 и повеќе	327	162	165	65 and more
Непознато	5	2	3	Unknown

Возраст	Сé	Мажи	Жени	Age
	All	Male	Female	
Вкупно	100.00	100.00	100.00	Total
0-14	31.62	31.66	31.59	0-14
15-64	63.11	63.22	62.99	15-64
65 и повеќе	5.19	5.06	5.32	65 and more
Непознато	0.08	0.06	0.10	Unknown

Центар Жупа  
Centar Župa

■ 0-14  
■ 15-64  
■ 65 и повеќе  
65 and more



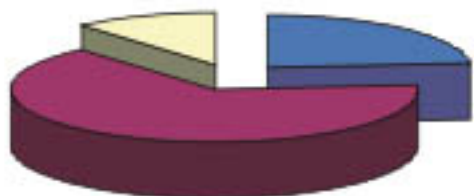
Чашка  
Šaška

Возраст	Сé	Мажи	Жени	Age
	All	Male	Female	
Вкупно	2878	1530	1348	Total
0-14	680	387	293	0-14
15-64	1867	995	872	15-64
65 и повеќе	330	148	182	65 and more
Непознато	1	-	1	Unknown

Возраст	Сé	Мажи	Жени	Age
	All	Male	Female	
Вкупно	100.00	100.00	100.00	Total
0-14	23.63	25.29	21.74	0-14
15-64	64.87	65.03	64.69	15-64
65 и повеќе	11.47	9.67	13.50	65 and more
Непознато	0.03	-	0.07	Unknown

Чашка  
Šaška

■ 0-14  
■ 15-64  
■ 65 и повеќе  
65 and more



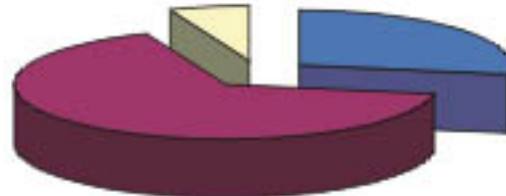
Чегране  
Čegrale

Возраст	Сé	Мажи	Жени	Age
	All	Male	Female	
Вкупно	12310	6042	6268	Total
0-14	3428	1772	1656	0-14
15-64	8124	3947	4177	15-64
65 и повеќе	734	321	413	65 and more
Непознато	24	2	22	Unknown

Возраст	Сé	Мажи	Жени	Age
	All	Male	Female	
Вкупно	100.00	100.00	100.00	Total
0-14	27.85	29.33	26.42	0-14
15-64	66.00	65.33	66.64	15-64
65 и повеќе	5.96	5.31	6.59	65 and more
Непознато	0.19	0.03	0.35	Unknown

Чегране  
Čegrale

■ 0-14  
■ 15-64  
■ 65 и повеќе  
65 and more





Табела 4:  
Вкупно население во Република Македонија според позначајните групи на возраст, по пол  
Table 4:  
Total population of the Republic of Macedonia by most important age groups, by sex

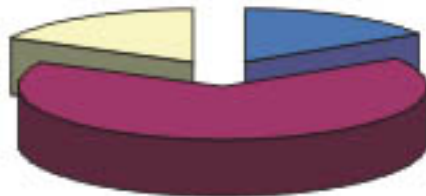
Чешиново  
Češinovo

Возраст	Сé	Мажи	Жени	Age
	All	Male	Female	
Вкупно	2419	1254	1165	Total
0-14	389	193	196	0-14
15-64	1606	861	745	15-64
65 и повеќе	422	199	223	65 and more
Непознато	2	1	1	Unknown

Возраст	Сé	Мажи	Жени	Age
	All	Male	Female	
Вкупно	100.00	100.00	100.00	Total
0-14	16.08	15.39	16.82	0-14
15-64	66.39	68.66	63.95	15-64
65 и повеќе	17.45	15.87	19.14	65 and more
Непознато	0.08	0.08	0.09	Unknown

Чешиново

Češinovo



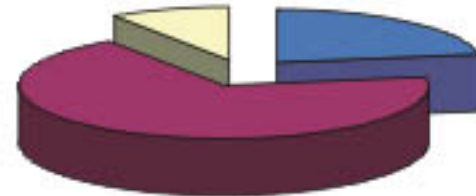
Чучер Сандево  
Čučer Sandevo

Возраст	Сé	Мажи	Жени	Age
	All	Male	Female	
Вкупно	8493	4485	4008	Total
0-14	1914	974	940	0-14
15-64	5764	3121	2643	15-64
65 и повеќе	803	387	416	65 and more
Непознато	12	3	9	Unknown

Возраст	Сé	Мажи	Жени	Age
	All	Male	Female	
Вкупно	100.00	100.00	100.00	Total
0-14	22.54	21.72	23.45	0-14
15-64	67.87	69.59	65.94	15-64
65 и повеќе	9.45	8.63	10.38	65 and more
Непознато	0.14	0.07	0.22	Unknown

Чучер Сандево

Čučer Sandevo



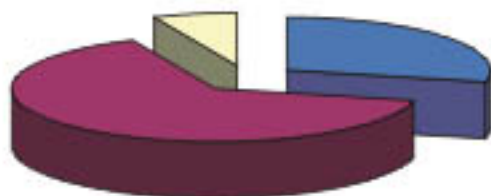
Џепчиште  
Džepčište

Возраст	Сé	Мажи	Жени	Age
	All	Male	Female	
Вкупно	7919	4049	3870	Total
0-14	2272	1191	1081	0-14
15-64	5117	2599	2518	15-64
65 и повеќе	518	256	262	65 and more
Непознато	12	3	9	Unknown

Возраст	Сé	Мажи	Жени	Age
	All	Male	Female	
Вкупно	100.00	100.00	100.00	Total
0-14	28.69	29.41	27.93	0-14
15-64	64.62	64.19	65.06	15-64
65 и повеќе	6.54	6.32	6.77	65 and more
Непознато	0.15	0.07	0.23	Unknown

Џепчиште

Džepčište



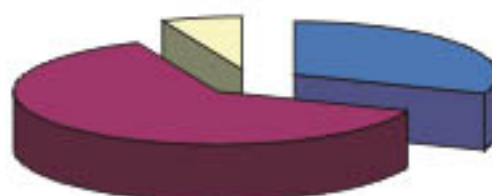
Шипковица  
Šipkovica

Возраст	Сé	Мажи	Жени	Age
	All	Male	Female	
Вкупно	7820	3971	3849	Total
0-14	2416	1253	1163	0-14
15-64	4897	2469	2428	15-64
65 и повеќе	492	247	245	65 and more
Непознато	15	2	13	Unknown

Возраст	Сé	Мажи	Жени	Age
	All	Male	Female	
Вкупно	100.00	100.00	100.00	Total
0-14	30.90	31.55	30.22	0-14
15-64	62.62	62.18	63.08	15-64
65 и повеќе	6.29	6.22	6.37	65 and more
Непознато	0.19	0.05	0.34	Unknown

Шипковица

Šipkovica

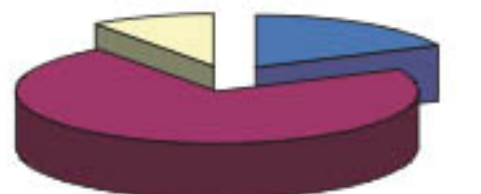


Табела 4:  
Вкупно население во Република Македонија според позначајните групи на возраст, по пол  
Table 4:  
Total population of the Republic of Macedonia by most important age groups, by sex

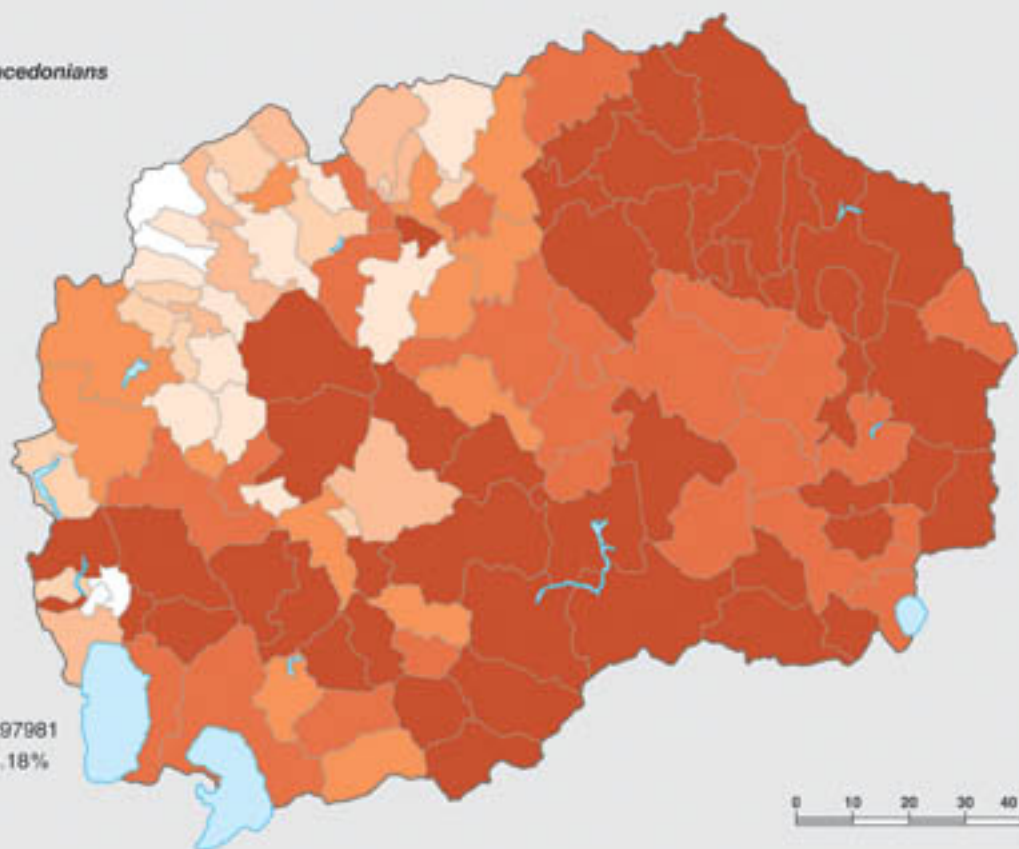

Возраст	Сé	Мажи	Жени	Age
	All	Male	Female	
Вкупно	47796	23920	23876	Total
0-14	8600	4389	4211	0-14
15-64	34438	17402	17036	15-64
65 и повеќе	4753	2128	2625	65 and more
Непознато	5	1	4	Unknown

Возраст	Сé	Мажи	Жени	Age
	All	Male	Female	
Вкупно	100.00	100.00	100.00	Total
0-14	17.99	18.35	17.64	0-14
15-64	72.05	72.75	71.35	15-64
65 и повеќе	9.94	8.90	10.99	65 and more
Непознато	0.01	0.00	0.02	Unknown

Штип  
Štip



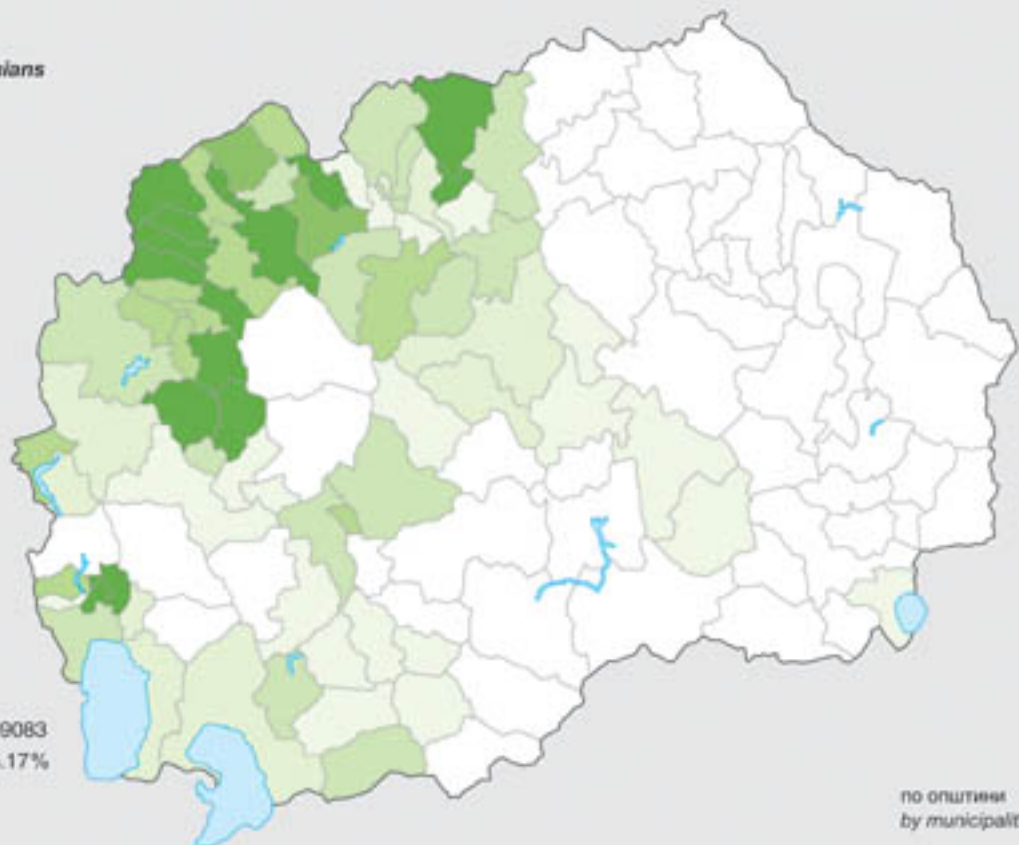
Македонци / Macedonians



Вкупно / Total: 1297981  
во % / in %: 64.18%




Албанци / Albanians



Вкупно / Total: 509083  
во % / in %: 25.17%

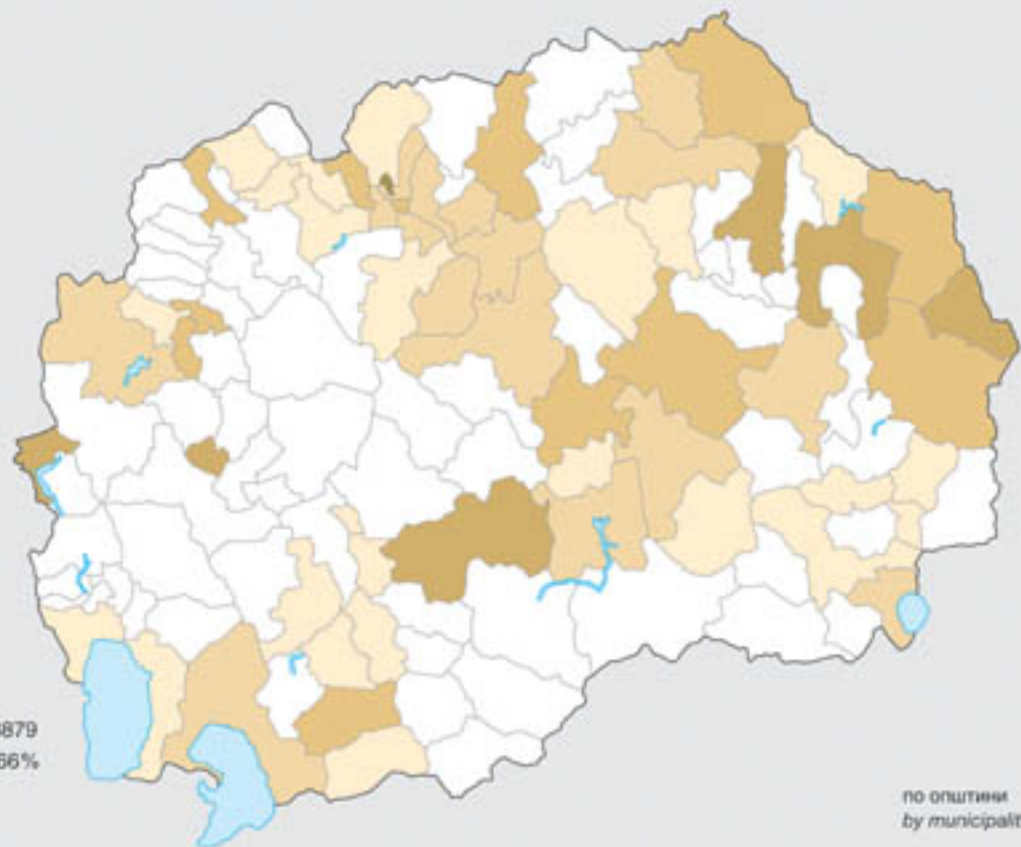

по општини  
by municipalities

Турци / Turks



Вкупно / Total: 77959  
во % / in %: 3.85%


Роми / Roma



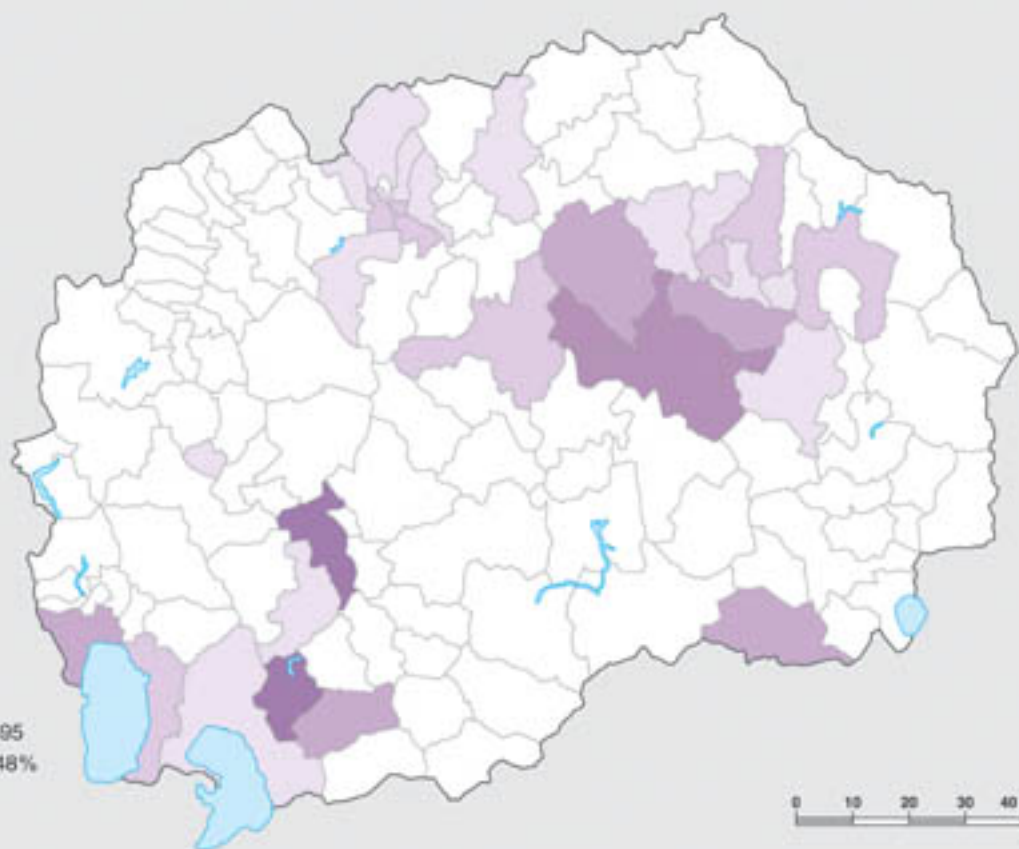
Вкупно / Total: 53879  
во % / in %: 2.66%

по општини  
by municipalities


Власи / Vlachs



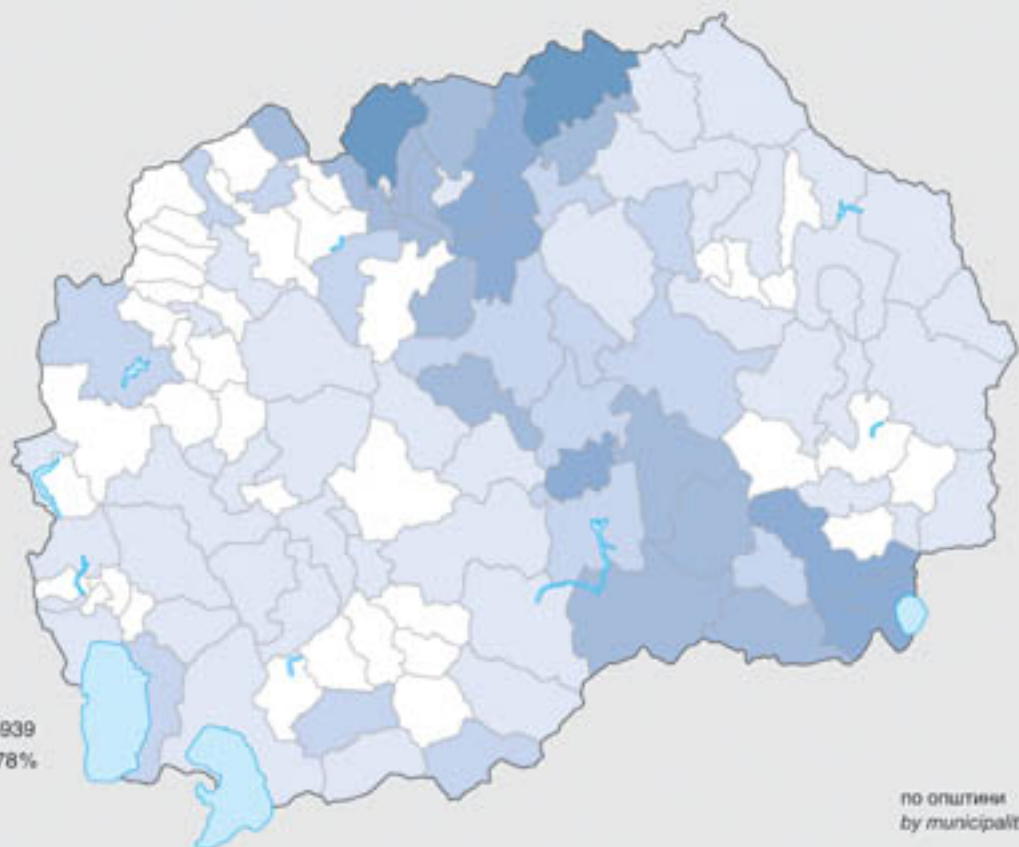
Вкупно / Total: 9695  
во % / in %: 0.48%



Срби / Serbs




Вкупно / Total: 35939  
во % / in %: 1.78%



по општини  
by municipalities

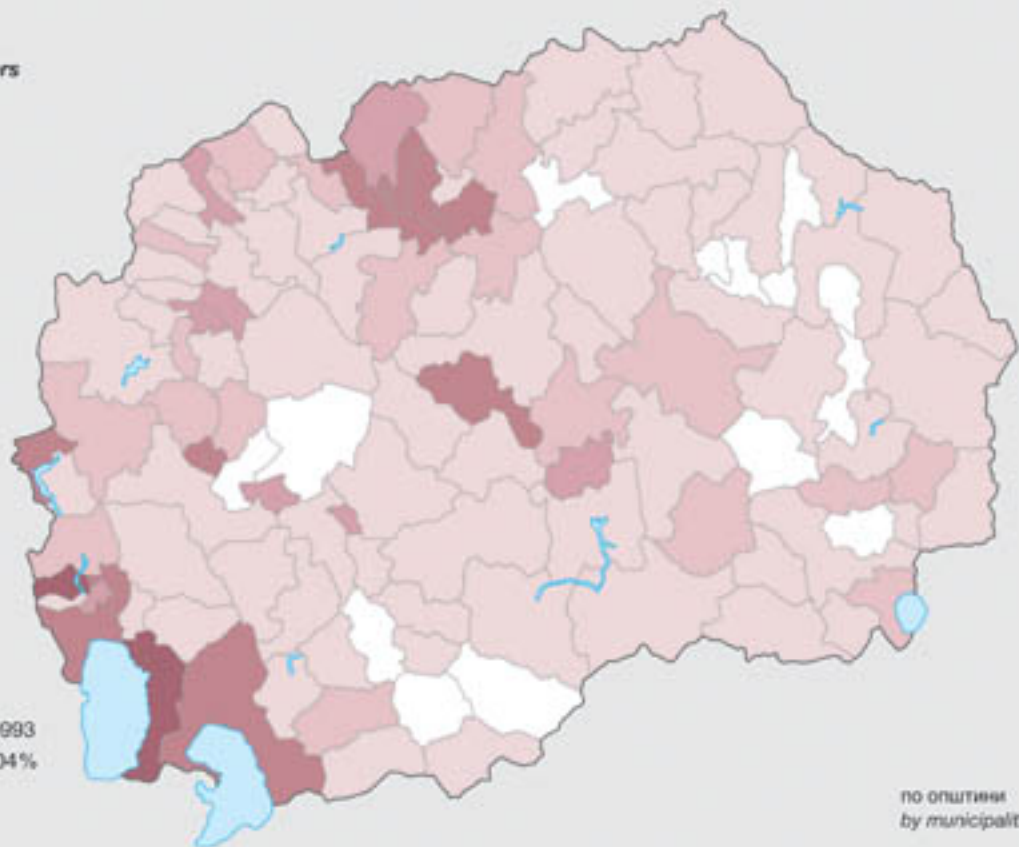

Бошњаци / *Bosniacs*



Вкупно / Total: 17018  
во % / in %: 0.84%




Останати / *Others*



Вкупно / Total: 20993  
во % / in %: 1.04%

по општини  
by municipalities



Македонци	■	Macedonians
Албанци	■	Albanians
Турци	■	Turks
Роми	■	Rhomas
Власи	■	Vlachs
Срби	■	Serbs
Бошњаци	■	Bosniacs
Останати	■	Other

Tabel a 5: Vкупno nasel eni e na Republ i ka Makedoni ja spored i zjasnuvaweto za naci onal nata pri padnost, po op{ ti ni  
Table 5.Total population of Republic of Macedonia according ethnic affiliation, by municipalities

Op{ ti na	Vкупno Total	Makedonci Macedonians	Alban-ci Albanians	Turci Turks	Romi Rhomas	VI asi Vlachs	Srbi Serbs	Bo{ - waci Bosni- acs	Osta- nati Other	Municipality
<b>Republ i ka Makedoni ja</b>	<b>2022547</b>	<b>1297981</b>	<b>509083</b>	<b>77959</b>	<b>53879</b>	<b>9695</b>	<b>35939</b>	<b>17018</b>	<b>20993</b>	<b>Republic of Macedonia</b>
Skopje	467257	332778	71483	8549	23202	2546	14251	6465	7983	Skopje
Gazi Baba	72222	53106	12502	606	2082	236	2094	710	886	Gazi Baba
\or-e Petrov	41490	35322	1597	368	1249	109	1719	489	637	\or-e Petrov
Karlo{	59810	52943	1952	334	615	407	2195	98	1266	Karlo{
Kisela Voda	125379	113057	1264	889	1296	1137	4485	963	2288	Kisela Voda
Centar	82604	44150	25315	3481	3651	483	2274	1713	1537	Centar
^air	68395	33238	26259	2816	998	174	1440	2354	1116	^air
[uto Ori zari	17357	962	2594	55	13311	-	44	138	253	[uto Orizari
Ara-i novo	11992	987	10879	-	-	1	13	65	47	Ara-inovo
Ba-	755	748	-	-	-	-	6	-	1	Ba-
Bel -i { ta	2940	2921	-	-	-	-	6	-	13	Bel-i{ta
Berovo	13941	13335	-	91	459	6	20	3	27	Berovo
Bi stri ca	5042	3688	1280	27	5	-	23	-	19	Bistrica
Bi tol a	86408	77470	2522	1580	2594	1183	515	20	524	Bitola
Bl atec	2024	2016	-	-	-	-	8	-	-	Blatec
Bogdanci	8707	8093	2	54	1	5	525	-	27	Bogdanci
Bogovi we	14555	5	14449	4	5	-	1	-	91	Bogovinje
Bogomi l a	1252	1192	45	4	-	-	5	-	6	Bogomila
Bosi l ovo	12457	11850	-	494	24	-	6	-	83	Bosilovo
Brveni ca	15855	5949	9770	2	-	-	78	1	55	Brvenica
Val andovo	11890	9830	-	1333	32	1	639	1	54	Valandovo
Vasi l evo	12122	9958	-	2095	5	1	4	1	58	Vasilevo
Vev-ani	2433	2419	3	-	-	1	3	-	7	Vev-ani
Vel es	57602	46802	4742	1724	800	343	540	2406	245	Veles
Vel e{ ta	8156	2	8072	-	1	1	-	-	80	Vele{ta
Vi ni ca	17914	16245	-	272	1230	121	24	-	22	Vinica
Vi tol i { te	494	491	-	-	-	-	2	-	1	Vitoli{te
Vrane{ ti ca	1322	1033	10	276	-	-	2	-	1	Vrane{tica
Vrap-i { te	8586	1025	4391	3132	-	-	3	1	34	Vrap-i{te
Vratni ca	3563	1335	2178	-	-	-	40	1	9	Vratnica
Vrutok	5999	808	4493	659	9	-	5	-	25	Vrutok
Gevgel i ja	20362	19654	8	31	13	214	349	4	89	Gevgelija
Gosti var	49545	13149	29236	4564	1904	15	149	37	491	Gostivar
Gradsko	3760	2924	125	71	127	-	23	465	25	Gradsko
Debar	17952	2488	11364	2511	1079	2	22	2	484	Debar
Del ogo` di	7884	3	7698	2	-	-	2	-	179	Delogo`di
Del -evo	17505	16637	7	122	651	4	35	-	49	Del-evo
Demi r Kapi ja	4545	3997	23	344	16	-	132	1	32	Demir Kapija
Demi r Hi sar	7178	6868	232	35	11	7	9	2	14	Demir Hisar
Dobru{ evo	2174	1950	4	216	-	-	1	-	3	Dobru{evo
Dol na Bawi ca	9467	1567	4743	2767	324	-	5	-	61	Dolna Banjica



Tabela 5: Vкупно nasel eni e na Republ i ka Makedoni ja spored i zjasnuvaweto za naci onal nata pri padnost, po op{ ti ni  
Table 5.Total population of Republic of Macedonia according ethnic affiliation, by municipalities

Op{ ti na	Vкупno Total	Make- donci Macedo- nians	Al ban- ci Alba- nians	Turci Turks	Romi Rhomas	Vi asi Vlachs	Srbi Serbs	Bo{ - waci Bosni- acs	Osta- nati Other	Municipality
Dol neni	11583	4840	2458	2580	7	-	11	1633	54	Dolneni
Drugovo	3249	2784	155	292	1	-	8	-	9	Drugovo
@el i no	24390	71	24195	2	-	-	1	5	116	@elino
@i to{ e	2128	174	1158	17	6	-	5	747	21	@ito{e
Zajas	11605	211	11308	-	-	-	6	-	80	Zajas
Zel eni kovo	4077	2522	1206	1	92	1	45	191	19	Zelenikovo
Zl etovo	3428	3410	-	-	-	10	4	-	4	Zletovo
Zrnovci	3264	3247	-	-	-	13	2	-	2	Zrnovci
I zvor	1049	1041	-	-	-	-	5	-	3	Izvor
I l i nden	15894	13959	352	17	428	1	912	-	225	Ilinden
Jegunovce	7227	4628	2464	4	41	-	69	-	21	Jegunovce
Kavadarci	38391	37157	2	164	679	27	214	4	144	Kavadarci
Kamewane	14442	32	13165	1179	-	-	-	9	57	Kamenjane
Karbi nci	4012	3200	-	728	2	54	12	-	16	Karbinci
Ki -evo	30138	16140	9202	2430	1630	76	86	7	567	Ki-evo
Kl e-evce	1609	1583	-	-	-	-	24	-	2	Kle-evce
Kondovo	11155	36	10879	24	59	-	1	85	71	Kondovo
Konopi { te	350	342	-	3	-	-	4	-	1	Konopi{te
Kon-e	3536	3009	-	521	-	-	3	-	3	Kon-e
Kosel	1369	1359	-	-	-	-	6	-	4	Kosel
Ko-ani	33689	31077	-	315	1951	193	65	2	86	Ko-ani
Kratovo	10441	10231	-	8	151	1	33	-	17	Kratovo
Kri va Pal anka	20820	19998	-	2	668	3	103	2	44	Kriva Palanka
Kri voga{ tani	6007	5983	-	-	8	-	6	-	10	Krivoga{tani
Kru{evo	9684	6081	2064	315	-	1020	38	137	29	Kru{evo
Kukl i {	4449	4231	-	212	-	-	4	-	2	Kukli{
Kukure-ani	2511	2447	44	1	14	-	2	-	3	Kukure-ani
Kumanovo	103205	61495	27290	292	4256	147	9035	20	670	Kumanovo
Labuni { ta	8935	1149	4935	1618	3	8	1	72	1149	Labuni{ta
Li pkovo	27058	169	26360	-	-	1	370	6	152	Lipkovo
Lozovo	2858	2471	35	157	-	122	27	34	12	Lozovo
Lukovo	1509	1496	-	-	-	-	3	-	10	Lukovo
Mavrovi Anovi	984	571	379	16	10	-	5	1	2	Mavrovi Anovi
Makedonska Kameni ca	8110	8055	-	-	14	-	24	8	9	Makedonska Kamenica
Makedonski Brod	5588	5384	-	181	3	-	16	1	3	Makedonski Brod
Me{ ei { ta	2567	2403	153	2	-	1	2	-	6	Me{ei{ta
Mi ravci	2626	2604	-	-	-	-	18	1	3	Miravci
Mogi l a	4536	4482	30	13	6	-	1	-	4	Mogila
Murti no	6544	5606	2	901	17	-	7	-	11	Murtino
Negoti no	19212	17768	30	243	453	14	627	1	76	Negotino
Negoti no - Pol o{ ko	16813	16	16710	2	-	-	1	7	77	Negotino - Polo{ko

Tabela 5: Vкупно naseleni e na Republ i ka Makedoni ja spored i zjasnuvaweto za naci onal nata pri padnost, po op{ ti ni  
Table 5.Total population of Republic of Macedonia according ethnic affiliation, by municipalities

Op{ ti na	Vкупno Total	Makedonci Macedonians	Alban-ci Albanians	Turci Turks	Romi Rhomas	VI asi Vlachs	Srbi Serbs	Bo{ -waci Bosniacs	Osta-nati Other	Municipality
Novaci	2478	2428	21	26	-	1	-	-	2	Novaci
Novo Sel o	11966	11907	-	-	3	-	25	2	29	Novo Selo
Oble{evo	5071	5057	-	-	-	11	2	-	1	Oble{evo
Ora{ac	1252	1243	-	-	-	-	9	-	-	Ora{ac
Ori zari	4403	4395	1	-	-	1	2	-	4	Orizari
Osl omej	10425	110	10257	-	-	-	-	1	57	Oslomej
Ohri d	54380	45985	2962	2268	69	323	360	29	2384	Ohrid
Petrovec	8255	4246	1887	75	134	-	415	1442	56	Petrovec
Peh-evo	5517	4737	-	357	390	2	12	-	19	Peh-evo
Pl asni ca	4545	34	20	4446	-	-	-	-	45	Plasnica
Podare{	3746	3728	-	13	-	-	4	-	1	Podare{
Pri l ep	73351	68331	21	126	4433	17	169	17	237	Prilep
Probi {tip	12765	12567	-	6	37	27	85	1	42	Probi{tip
Radovi {	24498	20024	8	4048	271	26	67	1	53	Radovi{
Rankovce	4144	4058	-	-	57	-	18	-	11	Rankovce
Resen	16825	12798	1536	1797	184	26	74	1	409	Resen
Rosoman	4141	3694	-	-	6	-	409	-	32	Rosoman
Rostu{a	9451	5208	1105	3040	1	-	1	31	65	Rostu{a
Samokov	1553	1543	-	-	-	-	6	-	4	Samokov
Saraj	24253	1341	21529	21	214	-	17	1035	96	Saraj
Sveti Ni kol e	18497	18005	-	81	72	238	71	1	29	Sveti Nikole
Sopi {te	9522	7216	1942	244	-	15	58	-	47	Sopi{te
Sopotni ca	2319	2311	-	-	-	-	4	-	4	Sopotnica
Srbi novo	3709	109	3592	1	-	-	-	-	7	Srbinovo
Star Dojran	3426	2641	17	402	59	3	277	2	25	Star Dojran
Staravi na	316	314	-	1	-	-	1	-	-	Staravina
Staro Nagori -ane	4258	3331	1	-	1	-	920	-	5	Staro Nagori-ane
Struga	36892	17686	15324	2008	112	647	100	31	984	Struga
Strumi ca	45087	41822	1	2642	130	3	176	6	307	Strumica
Studen i -ani	17246	309	11793	3285	73	-	14	1662	110	Studen i-ani
Tearce	22454	2739	18950	516	67	-	14	1	167	Tearce
Tetovo	70841	19956	45316	1882	2357	13	602	156	559	Tetovo
Topol -ani	2923	2056	1	791	-	-	1	69	5	Topol-ani
Capari	1424	1011	318	2	-	87	1	1	4	Capari
Centar @upa	6299	814	437	5023	-	-	-	-	25	Centar @upa
^a{ka	2878	2127	215	387	-	1	45	67	36	^a{ka
^egrane	12310	237	11969	-	-	-	1	2	101	^egrane
^e{ i novo	2419	2398	-	-	-	19	2	-	-	^e{inovo
^u-er - Sandevo	8493	4019	1943	-	23	16	2426	1	65	^u-er - Sandevo
Xep-i {te	7919	90	7788	-	-	1	-	-	40	D`ep-i{te
[ i pkovi ca	7820	7	7782	-	-	1	2	-	28	[ ipkovi ca
[ tip	47796	41670	12	1272	2195	2074	297	11	265	[ tip

Tabela 5: Vкупno nasel eni e na Republ i ka Makedoni ja spored i zjasnuvaweto za naci onal nata pri padnost, po op{ ti ni , ma` i  
Table 5.Total population of Republic of Macedonia according ethnic affiliation, by municipalities, Male

Op{ ti na	Vкупno Total	Make- donci Macedo- nians	Al ban- ci Alba- nians	Turci Turks	Romi Rhomas	Vi asi Vlachs	Srbi Serbs	Bo{ - waci Bosni- acs	Osta- nati Other	Municipality
<b>Republ i ka Makedoni ja</b>	<b>1015377</b>	<b>648178</b>	<b>258195</b>	<b>39550</b>	<b>27137</b>	<b>5146</b>	<b>18580</b>	<b>8634</b>	<b>9957</b>	<b>Republic of Macedonia</b>
Skopje	229485	161388	36710	4313	11497	1296	7239	3217	3825	Skopje
Gazi Baba	36177	26443	6477	318	1020	108	1053	345	413	Gazi Baba
\or-e Petrov	20605	17471	802	183	637	54	900	252	306	\or-e Petrov
Karpo{	28532	25153	979	165	315	209	1069	49	593	Karpo{
Ki sel a Voda	61355	55019	637	482	638	596	2341	495	1147	Kisela Voda
Centar	40056	20546	13039	1751	1826	242	1092	846	714	Centar
^air	34104	16272	13432	1384	469	87	764	1163	533	^air
[ uto Ori zari	8656	484	1344	30	6592	-	20	67	119	[ uto Orizari
Ara-i novo	6242	489	5698	-	-	-	2	35	18	Ara-inovo
Ba-	396	392	-	-	-	-	3	-	1	Ba-
Bel -i { ta	1462	1452	-	-	-	-	3	-	7	Bel-i{ta
Berovo	7006	6712	-	47	228	1	1	2	15	Berovo
Bi stri ca	2565	1893	640	16	3	-	8	-	5	Bistrica
Bi tol a	42373	37813	1274	802	1322	627	284	5	246	Bitola
Bl atec	1026	1022	-	-	-	-	4	-	-	Blatec
Bogdanci	4377	4068	2	30	1	3	261	-	12	Bogdanci
Bogovi we	7351	2	7302	2	2	-	-	-	43	Bogovinje
Bogomi l a	625	598	26	1	-	-	-	-	-	Bogomila
Bosi l ovo	6429	6116	-	253	14	-	1	-	45	Bosilovo
Brveni ca	7924	3056	4796	1	-	-	44	-	27	Brvenica
Val andovo	6139	5032	-	724	15	1	337	-	30	Valandovo
Vasi l evo	6339	5207	-	1097	4	1	1	-	29	Vasilevo
Vev-ani	1229	1223	1	-	-	-	1	-	4	Vev-ani
Vel es	28933	23352	2462	866	414	191	257	1269	122	Veles
Vel e{ ta	4170	1	4122	-	-	-	-	-	47	Vele{ta
Vi ni ca	9173	8327	-	142	617	71	8	-	8	Vinica
Vi tol i { te	247	247	-	-	-	-	-	-	-	Vitoli{te
Vrane{ ti ca	677	536	5	134	-	-	2	-	-	Vrane{tica
Vrap-i { te	4262	512	2141	1591	-	-	-	-	18	Vrap-i{te
Vratni ca	1842	666	1150	-	-	-	23	-	3	Vratnica
Vrutok	2988	388	2233	346	7	-	2	-	12	Vrutok
Gevgel i ja	10070	9701	5	18	5	129	177	1	34	Gevgelija
Gosti var	24730	6603	14612	2271	948	6	61	11	218	Gostivar
Gradsko	1971	1534	75	39	66	-	7	241	9	Gradsko
Debar	9221	1296	5811	1298	558	1	10	-	247	Debar
Del ogo` di	4038	1	3944	-	-	-	-	-	93	Delogo` di
Del -evo	8977	8544	5	62	330	1	15	-	20	Del-evo
Demi r Kapi ja	2347	2057	13	186	6	-	76	-	9	Demir Kapija
Demi r Hi sar	3681	3508	124	23	11	2	2	2	9	Demir Hisar
Dobru{ evo	1155	1042	-	111	-	-	-	-	2	Dobru{evo
Dol na Bawi ca	4821	823	2409	1408	152	-	2	-	27	Dolna Banjica

Tabela 5: Vкупno naseleni e na Republ i ka Makedoni ja spored i zjasnuvaweto za naci onal nata pri padnost, po op{ ti ni , ma` i  
Table 5.Total population of Republic of Macedonia according ethnic affiliation, by municipalities, Male

Op{ ti na	Vкупno Total	Makedonci Macedonians	Albanci Albanians	Turci Turks	Romi Rhomas	Vlasi Vlachs	Srbi Serbs	Bo{ waci Bosniacs	Ostani Other	Municipality
Dolneni	6101	2614	1247	1363	4	-	3	839	31	Dolneni
Drugovo	1682	1449	74	155	-	-	-	-	4	Drugovo
@elino	12335	36	12250	1	-	-	-	-	48	@elino
@ito{e	1074	93	588	8	3	-	3	375	4	@ito{e
Zajas	5797	111	5651	-	-	-	-	-	35	Zajas
Zelenikovo	2131	1289	666	-	46	1	17	105	7	Zelenikovo
Zletovo	1755	1749	-	-	-	5	1	-	-	Zletovo
Zrnovci	1696	1687	-	-	-	8	1	-	-	Zrnovci
Izvor	561	560	-	-	-	-	-	-	1	Izvor
Ilinden	8180	7131	195	10	221	-	502	-	121	Ilinden
Jegunovce	3701	2398	1237	2	20	-	33	-	11	Jegunovce
Kavadarci	19463	18833	2	79	350	13	116	3	67	Kavadarci
Kamenjane	7285	12	6640	609	-	-	-	4	20	Kamenjane
Karbinci	2034	1632	-	356	2	31	5	-	8	Karbinci
Ki-evo	15143	8142	4602	1222	814	43	51	3	266	Ki-evo
Kle-evce	837	825	-	-	-	-	12	-	-	Kle-evce
Kondovo	5700	18	5565	12	35	-	-	40	30	Kondovo
Konopi{te	188	186	-	2	-	-	-	-	-	Konopi{te
Kon-e	1886	1607	-	277	-	-	1	-	1	Kon-e
Kosel	695	688	-	-	-	-	5	-	2	Kosel
Ko-ani	16957	15639	-	163	987	105	28	-	35	Ko-ani
Kratovo	5327	5226	-	2	75	-	17	-	7	Kratovo
Kriva Palanka	10727	10328	-	1	330	1	46	1	20	Kriva Palanka
Krivoga{tani	3160	3149	-	-	4	-	1	-	6	Krivoga{tani
Kru{evo	4918	3037	1081	161	-	542	21	65	11	Kru{evo
Kukli{	2322	2209	-	112	-	-	-	-	1	Kukli{
Kukure-ani	1318	1290	22	-	6	-	-	-	-	Kukure-ani
Kumanovo	51961	30565	13847	165	2148	70	4832	5	329	Kumanovo
Labuni{ta	4236	561	2315	760	-	6	-	39	555	Labuni{ta
Lipkovo	13759	82	13414	-	-	1	199	-	63	Lipkovo
Lozovo	1504	1286	22	82	-	71	16	20	7	Lozovo
Lukovo	782	777	-	-	-	-	1	-	4	Lukovo
Mavrovi Anovi	513	298	200	7	4	-	3	-	1	Mavrovi Anovi
Makedonska Kameni ca	4254	4225	-	-	11	-	12	4	2	Makedonska Kameni ca
Makedonski Brod	2880	2772	-	99	1	-	6	-	2	Makedonski Brod
Me{ei{ta	1286	1202	80	2	-	-	-	-	2	Me{ei{ta
Miravci	1350	1342	-	-	-	-	6	1	1	Miravci
Mogila	2403	2375	17	8	3	-	-	-	-	Mogila
Murtino	3297	2836	1	445	9	-	-	-	6	Murtino
Negotino	9777	8991	16	118	247	9	363	-	33	Negotino
Negotino - Polo{ko	8160	8	8116	-	-	-	-	-	36	Negotino - Polo{ko

Tabela 5: Vкупно nasel eni e na Republ i ka Makedoni ja spored i zjasnuvaweto za naci onal nata pri padnost, po op{ ti ni , ma` i  
Table 5.Total population of Republic of Macedonia according ethnic affiliation, by municipalities, Male

Op{ ti na	Vкупno Total	Make- donci Macedo- nians	Al ban- ci Alba- nians	Turci Turks	Romi Rhomas	VI asi Vlachs	Srbi Serbs	Bo{ - waci Bosni- acs	Osta- nati Other	Municipality
Novaci	1292	1266	12	12	-	-	-	-	2	Novaci
Novo Sel o	6184	6161	-	-	2	-	9	-	12	Novo Selo
Obl e{ evo	2613	2607	-	-	-	6	-	-	-	Oble{evo
Ora{ ac	659	658	-	-	-	-	1	-	-	Ora{ac
Ori zari	2235	2234	-	-	-	-	-	-	1	Orizari
Osl omej	5326	55	5240	-	-	-	-	-	31	Oslomej
Ohri d	26903	22802	1482	1113	34	176	160	13	1123	Ohrid
Petrovec	4250	2200	968	41	72	-	209	737	23	Petrovec
Peh-evo	2795	2405	-	176	205	-	3	-	6	Peh-evo
Pl asni ca	2268	16	6	2224	-	-	-	-	22	Plasnica
Podare{	1942	1933	-	7	-	-	2	-	-	Podare{
Pri l ep	36716	34181	9	65	2273	6	73	8	101	Prilep
Probi { tip	6493	6393	-	4	20	14	45	-	17	Probi{tip
Radovi {	12512	10220	7	2079	140	13	27	-	26	Radovi{
Rankovce	2177	2127	-	-	38	-	9	-	3	Rankovce
Resen	8413	6372	782	902	100	20	37	-	200	Resen
Rosoman	2150	1911	-	-	5	-	216	-	18	Rosoman
Rostu{ a	4722	2593	540	1535	-	-	-	21	33	Rostu{a
Samokov	826	825	-	-	-	-	-	-	1	Samokov
Saraj	12315	662	10985	8	113	-	2	509	36	Saraj
Sveti Ni kol e	9571	9349	-	40	33	116	19	-	14	Sveti Nikole
Sopi { te	4885	3748	979	114	-	9	18	-	17	Sopi{te
Sopotni ca	1169	1167	-	-	-	-	1	-	1	Sopotnica
Srbi novo	1917	64	1848	-	-	-	-	-	5	Srbino
Star Dojran	1728	1311	11	215	34	2	143	-	12	Star Dojran
Staravi na	159	157	-	1	-	-	1	-	-	Staravina
Staro Nagori -ane	2255	1768	-	-	1	-	484	-	2	Staro Nagori-ane
Struga	18407	8747	7695	969	58	378	53	19	488	Struga
Strumi ca	22428	20771	-	1345	76	2	91	5	138	Strumica
Studen i -ani	8910	158	6103	1685	32	-	8	872	52	Studen-i-ani
Tearce	11502	1387	9731	274	35	-	3	-	72	Tearce
Tetovo	35523	9771	23002	917	1176	4	305	77	271	Tetovo
Topol -ani	1562	1095	1	420	-	-	-	42	4	Topol-ani
Capari	713	486	177	-	-	50	-	-	-	Capari
Centar @upa	3200	411	225	2549	-	-	-	-	15	Centar @upa
^a{ ka	1530	1144	108	193	-	1	25	39	20	^a{ka
^egrane	6042	121	5874	-	-	-	-	-	47	^egrane
^e{ i novo	1254	1245	-	-	-	9	-	-	-	^e{i- novo
^u-er - Sandevo	4485	2015	1055	-	14	11	1360	-	30	^u-er - Sandevo
Xep- i { te	4049	46	3982	-	-	-	-	-	21	D`ep-i{te
[ ipkovi ca	3971	2	3957	-	-	-	-	-	12	[ ipkovi- ca
[ tip	23920	20735	8	660	1156	1093	144	5	119	[ tip

Tabela 5: Vкупно naseleni e na Republika Makedonija sporedi zjasnuvaweto za naci onal nata pri padnost, po opštini, ženi  
Table 5. Total population of Republic of Macedonia according ethnic affiliation, by municipalities, Female

Opština	Vкупno Total	Makedonci Macedonians	Albanci Albanians	Turci Turks	Romi Rhomans	Vlasi Vlachs	Srbi Serbs	Bošwaci Bosniacs	Ostani Other	Municipality
<b>Republika Makedonija</b>	<b>1007170</b>	<b>649803</b>	<b>250888</b>	<b>38409</b>	<b>26742</b>	<b>4549</b>	<b>17359</b>	<b>8384</b>	<b>11036</b>	<b>Republic of Macedonia</b>
Skopje	237772	171390	34773	4236	11705	1250	7012	3248	4158	Skopje
Gazi Baba	36045	26663	6025	288	1062	128	1041	365	473	Gazi Baba
Šor-e Petrov	20885	17851	795	185	612	55	819	237	331	Šor-e Petrov
Karpoš	31278	27790	973	169	300	198	1126	49	673	Karpoš
Kisela Voda	64024	58038	627	407	658	541	2144	468	1141	Kisela Voda
Centar	42548	23604	12276	1730	1825	241	1182	867	823	Centar
Šair	34291	16966	12827	1432	529	87	676	1191	583	Šair
Šuto Orižari	8701	478	1250	25	6719	-	24	71	134	Šuto Orižari
Ara-ino	5750	498	5181	-	-	1	11	30	29	Ara-ino
Baš	359	356	-	-	-	-	3	-	-	Baš
Bel-i{ta	1478	1469	-	-	-	-	3	-	6	Bel-i{ta
Berovo	6935	6623	-	44	231	5	19	1	12	Berovo
Bistrica	2477	1795	640	11	2	-	15	-	14	Bistrica
Bitola	44035	39657	1248	778	1272	556	231	15	278	Bitola
Blatec	998	994	-	-	-	-	4	-	-	Blatec
Bogdanci	4330	4025	-	24	-	2	264	-	15	Bogdanci
Bogovinje	7204	3	7147	2	3	-	1	-	48	Bogovinje
Bogomila	627	594	19	3	-	-	5	-	6	Bogomila
Bosilovo	6028	5734	-	241	10	-	5	-	38	Bosilovo
Brvenica	7931	2893	4974	1	-	-	34	1	28	Brvenica
Valandovo	5751	4798	-	609	17	-	302	1	24	Valandovo
Vasilevo	5783	4751	-	998	1	-	3	1	29	Vasilevo
Vev-ani	1204	1196	2	-	-	1	2	-	3	Vev-ani
Veles	28669	23450	2280	858	386	152	283	1137	123	Veles
Vele{ta	3986	1	3950	-	1	1	-	-	33	Vele{ta
Vinica	8741	7918	-	130	613	50	16	-	14	Vinica
Vitoli{te	247	244	-	-	-	-	2	-	1	Vitoli{te
Vrane{tica	645	497	5	142	-	-	-	-	1	Vrane{tica
Vrap-i{te	4324	513	2250	1541	-	-	3	1	16	Vrap-i{te
Vratnica	1721	669	1028	-	-	-	17	1	6	Vratnica
Vrutok	3011	420	2260	313	2	-	3	-	13	Vrutok
Gevgelija	10292	9953	3	13	8	85	172	3	55	Gevgelija
Gostivar	24815	6546	14624	2293	956	9	88	26	273	Gostivar
Gradsko	1789	1390	50	32	61	-	16	224	16	Gradsko
Debar	8731	1192	5553	1213	521	1	12	2	237	Debar
Delogo`di	3846	2	3754	2	-	-	2	-	86	Delogo`di
Del-evo	8528	8093	2	60	321	3	20	-	29	Del-evo
Demir Kapija	2198	1940	10	158	10	-	56	1	23	Demir Kapija
Demir Hisar	3497	3360	108	12	-	5	7	-	5	Demir Hisar
Dobru{evo	1019	908	4	105	-	-	1	-	1	Dobru{evo
Dolna Bawica	4646	744	2334	1359	172	-	3	-	34	Dolna Banjica

Tabela 5: Vкупно nasel eni e na Republ i ka Makedoni ja spored i zjasnuvaweto za naci onal nata pri padnost, po op{ ti ni , ` eni

Table 5. Total population of Republic of Macedonia according ethnic affiliation, by municipalities, Female

Op{ ti na	Vкупno Total	Make- donci Macedo- nians	Al ban- ci Alba- nians	Turci Turks	Romi Rhomas	VI asi Vlachs	Srbi Serbs	Bo{ - waci Bosni- acs	Osta- nati Other	Municipality
Dol neni	5482	2226	1211	1217	3	-	8	794	23	Dolneni
Drugovo	1567	1335	81	137	1	-	8	-	5	Drugovo
@el i no	12055	35	11945	1	-	-	1	5	68	@elino
@i to{ e	1054	81	570	9	3	-	2	372	17	@ito{e
Zajas	5808	100	5657	-	-	-	6	-	45	Zajas
Zel eni kovo	1946	1233	540	1	46	-	28	86	12	Zelenikovo
Zl etovo	1673	1661	-	-	-	5	3	-	4	Zletovo
Zrnovci	1568	1560	-	-	-	5	1	-	2	Zrnovci
I zvor	488	481	-	-	-	-	5	-	2	Izvor
I l i nden	7714	6828	157	7	207	1	410	-	104	Ilinden
Jegunovce	3526	2230	1227	2	21	-	36	-	10	Jegunovce
Kavadarci	18928	18324	-	85	329	14	98	1	77	Kavadarci
Kamewane	7157	20	6525	570	-	-	-	5	37	Kamenjane
Karbi nci	1978	1568	-	372	-	23	7	-	8	Karbinci
Ki -evo	14995	7998	4600	1208	816	33	35	4	301	Ki-evo
Kl e-evce	772	758	-	-	-	-	12	-	2	Kle-evce
Kondovo	5455	18	5314	12	24	-	1	45	41	Kondovo
Konopi { te	162	156	-	1	-	-	4	-	1	Konopi{te
Kon-e	1650	1402	-	244	-	-	2	-	2	Kon-e
Kosel	674	671	-	-	-	-	1	-	2	Kosel
Ko-ani	16732	15438	-	152	964	88	37	2	51	Ko-ani
Kratovo	5114	5005	-	6	76	1	16	-	10	Kratovo
Kri va Pal anka	10093	9670	-	1	338	2	57	1	24	Kriva Palanka
Kri voga{ tani	2847	2834	-	-	4	-	5	-	4	Krivoga{tani
Kru{evo	4766	3044	983	154	-	478	17	72	18	Kru{evo
Kukl i {	2127	2022	-	100	-	-	4	-	1	Kukli{
Kukure-ani	1193	1157	22	1	8	-	2	-	3	Kukure-ani
Kumanovo	51244	30930	13443	127	2108	77	4203	15	341	Kumanovo
Labuni { ta	4699	588	2620	858	3	2	1	33	594	Labuni{ta
Li pkovo	13299	87	12946	-	-	-	171	6	89	Lipkovo
Lozovo	1354	1185	13	75	-	51	11	14	5	Lozovo
Lukovo	727	719	-	-	-	-	2	-	6	Lukovo
Mavrovi Anovi	471	273	179	9	6	-	2	1	1	Mavrovi Anovi
Makedonska Kameni ca	3856	3830	-	-	3	-	12	4	7	Makedonska Kamenica
Makedonski Brod	2708	2612	-	82	2	-	10	1	1	Makedonski Brod
Me{ ei { ta	1281	1201	73	-	-	1	2	-	4	Me{ei{ta
Mi ravci	1276	1262	-	-	-	-	12	-	2	Miravci
Mogi l a	2133	2107	13	5	3	-	1	-	4	Mogila
Murti no	3247	2770	1	456	8	-	7	-	5	Murtino
Negoti no	9435	8777	14	125	206	5	264	1	43	Negotino
Negoti no - Pol o{ ko	8653	8	8594	2	-	-	1	7	41	Negotino - Polo{ko

Tabela 5: Vкупno naseleni e na Republ i ka Makedoni ja spored i zjasnuvaweto za naci onal nata pri padnost, po op{ ti ni , ` eni  
Table 5.Total population of Republic of Macedonia according ethnic affiliation, by municipalities, Female

Op{ ti na	Vкупno Total	Make- donci Macedo- nians	Al ban- ci Alba- nians	Turci Turks	Romi Rhomas	VI asi Vlachs	Srbi Serbs	Bo{ - waci Bosni- acs	Osta- nati Other	Municipality
Novaci	1186	1162	9	14	-	1	-	-	-	Novaci
Novo Sel o	5782	5746	-	-	1	-	16	2	17	Novo Selo
Obl e{ evo	2458	2450	-	-	-	5	2	-	1	Oble{evo
Ora{ ac	593	585	-	-	-	-	8	-	-	Ora{ac
Ori zari	2168	2161	1	-	-	1	2	-	3	Orizari
Osl omej	5099	55	5017	-	-	-	-	1	26	Oslomej
Ohri d	27477	23183	1480	1155	35	147	200	16	1261	Ohrid
Petrovec	4005	2046	919	34	62	-	206	705	33	Petrovec
Peh-evo	2722	2332	-	181	185	2	9	-	13	Peh-evo
Pl asni ca	2277	18	14	2222	-	-	-	-	23	Plasnica
Podare{	1804	1795	-	6	-	-	2	-	1	Podare{
Pri l ep	36635	34150	12	61	2160	11	96	9	136	Prilep
Probi { tip	6272	6174	-	2	17	13	40	1	25	Probi{tip
Radovi {	11986	9804	1	1969	131	13	40	1	27	Radovi{
Rankovce	1967	1931	-	-	19	-	9	-	8	Rankovce
Resen	8412	6426	754	895	84	6	37	1	209	Resen
Rosoman	1991	1783	-	-	1	-	193	-	14	Rosoman
Rostu{ a	4729	2615	565	1505	1	-	1	10	32	Rostu{a
Samokov	727	718	-	-	-	-	6	-	3	Samokov
Saraj	11938	679	10544	13	101	-	15	526	60	Saraj
Sveti Ni kol e	8926	8656	-	41	39	122	52	1	15	Sveti Nikole
Sopi { te	4637	3468	963	130	-	6	40	-	30	Sopi{te
Sopotni ca	1150	1144	-	-	-	-	3	-	3	Sopotnica
Srbi novo	1792	45	1744	1	-	-	-	-	2	Srbinovo
Star Dojran	1698	1330	6	187	25	1	134	2	13	Star Dojran
Staravi na	157	157	-	-	-	-	-	-	-	Staravina
Staro Nagori -ane	2003	1563	1	-	-	-	436	-	3	Staro Nagori-ane
Struga	18485	8939	7629	1039	54	269	47	12	496	Struga
Strumi ca	22659	21051	1	1297	54	1	85	1	169	Strumica
Studen i -ani	8336	151	5690	1600	41	-	6	790	58	Studen-i-ani
Tearce	10952	1352	9219	242	32	-	11	1	95	Tearce
Tetovo	35318	10185	22314	965	1181	9	297	79	288	Tetovo
Topol -ani	1361	961	-	371	-	-	1	27	1	Topol-ani
Capari	711	525	141	2	-	37	1	1	4	Capari
Centar @upa	3099	403	212	2474	-	-	-	-	10	Centar@upa
^a{ ka	1348	983	107	194	-	-	20	28	16	^a{ka
^egrane	6268	116	6095	-	-	-	1	2	54	^egrane
^e{ i novo	1165	1153	-	-	-	10	2	-	-	^e{inovo
^u-er - Sandevo	4008	2004	888	-	9	5	1066	1	35	^u-er - Sandevo
Xep-i { te	3870	44	3806	-	-	1	-	-	19	D`ep-i{te
[ i pkovi ca	3849	5	3825	-	-	1	2	-	16	[ipkovi- ca
[ tip	23876	20935	4	612	1039	981	153	6	146	[tip



Tabela 5a. Vкупno nasel eni e na Republ i ka Makedoni ja spored i zjasnuvaweto za naci onal nata pri padnost, po op{ ti ni (struktura)

Table 5a. Total population of Republic of Macedonia according ethnic affiliation, by municipalities (structure)

Op{ ti na	Vкупno Total	Make- donci Macedo- nians	Al ban- ci Alba- nians	Turci Turks	Romi Rhomas	VI asi Vlachs	Srbi Serbs	Bo{ - waci Bosni- acs	Osta- nati Other	Municipality
<b>Republ i ka Makedoni ja</b>	<b>100.00</b>	<b>100.00</b>	<b>100.00</b>	<b>100.00</b>	<b>100.00</b>	<b>100.00</b>	<b>100.00</b>	<b>100.00</b>	<b>100.00</b>	<b>Republic of Macedonia</b>
Skopje	23.10	25.64	14.04	10.97	43.06	26.26	39.65	37.99	38.03	Skopje
Gazi Baba	3.57	4.09	2.46	0.78	3.86	2.43	5.83	4.17	4.22	Gazi Baba
\or-e Petrov	2.05	2.72	0.31	0.47	2.32	1.12	4.78	2.87	3.03	\or-e Petrov
Karpoc	2.96	4.08	0.38	0.43	1.14	4.20	6.11	0.58	6.03	Karpoc
Ki sel a Voda	6.20	8.71	0.25	1.14	2.41	11.73	12.48	5.66	10.90	Kisela Voda
Centar	4.08	3.40	4.97	4.47	6.78	4.98	6.33	10.07	7.32	Centar
^air	3.38	2.56	5.16	3.61	1.85	1.79	4.01	13.83	5.32	^air
[ uto Ori zari	0.86	0.07	0.51	0.07	24.71	-	0.12	0.81	1.21	[ uto Orizari
Ara-i novo	0.59	0.08	2.14	-	-	0.01	0.04	0.38	0.22	Ara-inovo
Ba-	0.04	0.06	-	-	-	-	0.02	-	0.00	Ba-
Bel -i { ta	0.15	0.23	-	-	-	-	0.02	-	0.06	Bel-i{ta
Berovo	0.69	1.03	-	0.12	0.85	0.06	0.06	0.02	0.13	Berovo
Bi stri ca	0.25	0.28	0.25	0.03	0.01	-	0.06	-	0.09	Bistrica
Bi tol a	4.27	5.97	0.50	2.03	4.81	12.20	1.43	0.12	2.50	Bitola
Bl atec	0.10	0.16	-	-	-	-	0.02	-	-	Blatec
Bogdanci	0.43	0.62	0.00	0.07	0.00	0.05	1.46	-	0.13	Bogdanci
Bogovi we	0.72	0.00	2.84	0.01	0.01	-	0.00	-	0.43	Bogovinje
Bogomi l a	0.06	0.09	0.01	0.01	-	-	0.01	-	0.03	Bogomila
Bosi l ovo	0.62	0.91	-	0.63	0.04	-	0.02	-	0.40	Bosilovo
Brveni ca	0.78	0.46	1.92	0.00	-	-	0.22	0.01	0.26	Brvenica
Val andovo	0.59	0.76	-	1.71	0.06	0.01	1.78	0.01	0.26	Valandovo
Vasi l evo	0.60	0.77	-	2.69	0.01	0.01	0.01	0.01	0.28	Vasilevo
Vev-ani	0.12	0.19	0.00	-	-	0.01	0.01	-	0.03	Vev-ani
Vel es	2.85	3.61	0.93	2.21	1.48	3.54	1.50	14.14	1.17	Veles
Vel e{ ta	0.40	0.00	1.59	-	0.00	0.01	-	-	0.38	Velet{ta
Vi ni ca	0.89	1.25	-	0.35	2.28	1.25	0.07	-	0.10	Vinica
Vi tol i { te	0.02	0.04	-	-	-	-	0.01	-	0.00	Vitoli{te
Vrane{ ti ca	0.07	0.08	0.00	0.35	-	-	0.01	-	0.00	Vrane{tica
Vrap-i { te	0.42	0.08	0.86	4.02	-	-	0.01	0.01	0.16	Vrap-i{te
Vratni ca	0.18	0.10	0.43	-	-	-	0.11	0.01	0.04	Vratnica
Vrutok	0.30	0.06	0.88	0.85	0.02	-	0.01	-	0.12	Vrutok
Gevgel i ja	1.01	1.51	0.00	0.04	0.02	2.21	0.97	0.02	0.42	Gevgelija
Gosti var	2.45	1.01	5.74	5.85	3.53	0.15	0.41	0.22	2.34	Gostivar
Gradsko	0.19	0.23	0.02	0.09	0.24	-	0.06	2.73	0.12	Gradsko
Debar	0.89	0.19	2.23	3.22	2.00	0.02	0.06	0.01	2.31	Debar
Del ogo` di	0.39	0.00	1.51	0.00	-	-	0.01	-	0.85	Delogo`di
Del -evo	0.87	1.28	0.00	0.16	1.21	0.04	0.10	-	0.23	Del-evo
Demi r Kapi ja	0.22	0.31	0.00	0.44	0.03	-	0.37	0.01	0.15	Demir Kapija
Demi r Hi sar	0.35	0.53	0.05	0.04	0.02	0.07	0.03	0.01	0.07	Demir Hisar
Dobru{ evo	0.11	0.15	0.00	0.28	-	-	0.00	-	0.01	Dobru{evo
Dol na Bawi ca	0.47	0.12	0.93	3.55	0.60	-	0.01	-	0.29	Dolna Banjica

Tabel a 5a. Vкупno nasel eni e na Republ i ka Makedoni ja spored i zjasnuvaweto za naci onal nata pri padnost, po op{ ti ni (struktura)

Table 5a.Total population of Republic of Macedonia according ethnic affiliation, by municipalities (structure)

Op{ ti na	Vкупno Total	Makedonci Macedonians	Al ban- ci Albanians	Turci Turks	Romi Rhomas	VI asi Vlachs	Srbi Serbs	Bo{ - waci Bosni- acs	Osta- nati Other	Municipality
Dol neni	0.57	0.37	0.48	3.31	0.01	-	0.03	9.60	0.26	Dolneni
Drugovo	0.16	0.21	0.03	0.37	0.00	-	0.02	-	0.04	Drugovo
@el i no	1.21	0.01	4.75	0.00	-	-	0.00	0.03	0.55	@elino
@i to{ e	0.11	0.01	0.23	0.02	0.01	-	0.01	4.39	0.10	@ito{e
Zajas	0.57	0.02	2.22	-	-	-	0.02	-	0.38	Zajas
Zel eni kovo	0.20	0.19	0.24	0.00	0.17	0.01	0.13	1.12	0.09	Zelenikovo
Zl etovo	0.17	0.26	-	-	-	0.10	0.01	-	0.02	Zletovo
Zrnovci	0.16	0.25	-	-	-	0.13	0.01	-	0.01	Zrnovci
I zvor	0.05	0.08	-	-	-	-	0.01	-	0.01	Izvor
I l i inden	0.79	1.08	0.07	0.02	0.79	0.01	2.54	-	1.07	Ilinden
Jegunovce	0.36	0.36	0.48	0.01	0.08	-	0.19	-	0.10	Jegunovce
Kavadarci	1.90	2.86	0.00	0.21	1.26	0.28	0.60	0.02	0.69	Kavadarci
Kamewane	0.71	0.00	2.59	1.51	-	-	-	0.05	0.27	Kamenjane
Karbi nci	0.20	0.25	-	0.93	0.00	0.56	0.03	-	0.08	Karbinci
Ki -evo	1.49	1.24	1.81	3.12	3.03	0.78	0.24	0.04	2.70	Ki-evo
Kl e-evce	0.08	0.12	-	-	-	-	0.07	-	0.01	Kle-evce
Kondovo	0.55	0.00	2.14	0.03	0.11	-	0.00	0.50	0.34	Kondovo
Konopi { te	0.02	0.03	-	0.00	-	-	0.01	-	0.00	Konopi{te
Kon-e	0.17	0.23	-	0.67	-	-	0.01	-	0.01	Kon-e
Kosel	0.07	0.10	-	-	-	-	0.02	-	0.02	Kosel
Ko-ani	1.67	2.39	-	0.40	3.62	1.99	0.18	0.01	0.41	Ko-ani
Kratovo	0.52	0.79	-	0.01	0.28	0.01	0.09	-	0.08	Kratovo
Kri va Pal anka	1.03	1.54	-	0.00	1.24	0.03	0.29	0.01	0.21	Kriva Palanka
Kri voga{ tani	0.30	0.46	-	-	0.01	-	0.02	-	0.05	Krivoga{tani
Kru{ evo	0.48	0.47	0.41	0.40	-	10.52	0.11	0.81	0.14	Kru{evo
Kukl i {	0.22	0.33	-	0.27	-	-	0.01	-	0.01	Kukli{
Kukure-ani	0.12	0.19	0.01	0.00	0.03	-	0.01	-	0.01	Kukure-ani
Kumanovo	5.10	4.74	5.36	0.37	7.90	1.52	25.14	0.12	3.19	Kumanovo
Labuni { ta	0.44	0.09	0.97	2.08	0.01	0.08	0.00	0.42	5.47	Labuni{ta
Li pkovo	1.34	0.01	5.18	-	-	0.01	1.03	0.04	0.72	Lipkovo
Lozovo	0.14	0.19	0.01	0.20	-	1.26	0.08	0.20	0.06	Lozovo
Lukovo	0.07	0.12	-	-	-	-	0.01	-	0.05	Lukovo
Mavrovi Anovi	0.05	0.04	0.07	0.02	0.02	-	0.01	0.01	0.01	Mavrovi Anovi
Makedonska Kameni ca	0.40	0.62	-	-	0.03	-	0.07	0.05	0.04	Makedonska Kamenica
Makedonski Brod	0.28	0.41	-	0.23	0.01	-	0.04	0.01	0.01	Makedonski Brod
Me{ ei { ta	0.13	0.19	0.03	0.00	-	0.01	0.01	-	0.03	Me{ei{ta
Mi ravci	0.13	0.20	-	-	-	-	0.05	0.01	0.01	Miravci
Mogil a	0.22	0.35	0.01	0.02	0.01	-	0.00	-	0.02	Mogila
Murti no	0.32	0.43	0.00	1.16	0.03	-	0.02	-	0.05	Murtino
Negoti no	0.95	1.37	0.01	0.31	0.84	0.14	1.74	0.01	0.36	Negotino
Negoti no - Pol o{ ko	0.83	0.00	3.28	0.00	-	-	0.00	0.04	0.37	Negotino - Polo{ko

Tabela 5a. Vкупно nasel eni e na Republ i ka Makedoni ja spored i zjasnuvaweto za naci onal nata pri padnost, po op{ ti ni (struktura)

Table 5a. Total population of Republic of Macedonia according ethnic affiliation, by municipalities (structure)

Op{ ti na	Vkupno Total	Make- donci Macedo- nians	Al ban- ci Alba- nians	Turci Turks	Romi Rhomas	VI asi Vlachs	Srbi Serbs	Bo{ - waci Bosni- acs	Osta- nati Other	Municipality
Novaci	0.12	0.19	0.00	0.03	-	0.01	-	-	0.01	Novaci
Novo Sel o	0.59	0.92	-	-	0.01	-	0.07	0.01	0.14	Novo Selo
Obl e{ evo	0.25	0.39	-	-	-	0.11	0.01	-	0.00	Oble{evo
Ora{ ac	0.06	0.10	-	-	-	-	0.03	-	-	Ora{ac
Ori zari	0.22	0.34	0.00	-	-	0.01	0.01	-	0.02	Orizari
Osl omej	0.52	0.01	2.01	-	-	-	-	0.01	0.27	Oslomej
Ohri d	2.69	3.54	0.58	2.91	0.13	3.33	1.00	0.17	11.36	Ohrid
Petrovec	0.41	0.33	0.37	0.10	0.25	-	1.15	8.47	0.27	Petrovec
Peh-evo	0.27	0.36	-	0.46	0.72	0.02	0.03	-	0.09	Peh-evo
Pl asni ca	0.22	0.00	0.00	5.70	-	-	-	-	0.21	Plasnica
Podare{	0.19	0.29	-	0.02	-	-	0.01	-	0.00	Podare{
Pri l ep	3.63	5.26	0.00	0.16	8.23	0.18	0.47	0.10	1.13	Prilep
Probi { tip	0.63	0.97	-	0.01	0.07	0.28	0.24	0.01	0.20	Probi{tip
Radovi {	1.21	1.54	0.00	5.19	0.50	0.27	0.19	0.01	0.25	Radovi{
Rankovce	0.20	0.31	-	-	0.11	-	0.05	-	0.05	Rankovce
Resen	0.83	0.99	0.30	2.31	0.34	0.27	0.21	0.01	1.95	Resen
Rosoman	0.20	0.28	-	-	0.01	-	1.14	-	0.15	Rosoman
Rostu{ a	0.47	0.40	0.22	3.90	0.00	-	0.00	0.18	0.31	Rostu{a
Samokov	0.08	0.12	-	-	-	-	0.02	-	0.02	Samokov
Saraj	1.20	0.10	4.23	0.03	0.40	-	0.05	6.08	0.46	Saraj
Sveti Ni kol e	0.91	1.39	-	0.10	0.13	2.45	0.20	0.01	0.14	Sveti Nikole
Sopi { te	0.47	0.56	0.38	0.31	-	0.15	0.16	-	0.22	Sopi{te
Sopotni ca	0.11	0.18	-	-	-	-	0.01	-	0.02	Sopotnica
Srbi novo	0.18	0.01	0.71	0.00	-	-	-	-	0.03	Srbinovo
Star Dojran	0.17	0.20	0.00	0.52	0.11	0.03	0.77	0.01	0.12	Star Dojran
Staravi na	0.02	0.02	-	0.00	-	-	0.00	-	-	Staravina
Staro Nagori -ane	0.21	0.26	0.00	-	0.00	-	2.56	-	0.02	Staro Nagori-ane
Struga	1.82	1.36	3.01	2.58	0.21	6.67	0.28	0.18	4.69	Struga
Strumi ca	2.23	3.22	0.00	3.39	0.24	0.03	0.49	0.04	1.46	Strumica
Studen i -ani	0.85	0.02	2.32	4.21	0.14	-	0.04	9.77	0.52	Studen-i-ani
Tearce	1.11	0.21	3.72	0.66	0.12	-	0.04	0.01	0.80	Tearce
Tetovo	3.50	1.54	8.90	2.41	4.37	0.13	1.68	0.92	2.66	Tetovo
Topol -ani	0.14	0.16	0.00	1.01	-	-	0.00	0.41	0.02	Topol-ani
Capari	0.07	0.08	0.06	0.00	-	0.90	0.00	0.01	0.02	Capari
Centar @upa	0.31	0.06	0.09	6.44	-	-	-	-	0.12	Centar @upa
^a{ ka	0.14	0.16	0.04	0.50	-	0.01	0.13	0.39	0.17	^a{ka
^egrane	0.61	0.02	2.35	-	-	-	0.00	0.01	0.48	^egrane
^e{ i novo	0.12	0.18	-	-	-	0.20	0.01	-	-	^e{i- novo
^u-er - Sandevo	0.42	0.31	0.38	-	0.04	0.17	6.75	0.01	0.31	^u-er - Sandevo
Xep-i { te	0.39	0.01	1.53	-	-	0.01	-	-	0.19	D`ep-i{te
[ i pkovi ca	0.39	0.00	1.53	-	-	0.01	0.01	-	0.13	[ ipkovica
[ tip	2.36	3.21	0.00	1.63	4.07	21.39	0.83	0.06	1.26	[ tip

Tabel a 5a. Vкупno nasel eni e na Republ i ka Makedoni ja spored i zjasnuvaweto za naci onal nata pri padnost, po op{ ti ni , ma` i (struktura)

Table 5a. Total population of Republic of Macedonia according ethnic affiliation, by municipalities, Male (structure)

Op{ ti na	Vкупno Total	Makedonci Macedonians	Al ban- ci Albanians	Turci Turks	Romi Rhomas	VI asi Vlachs	Srbi Serbs	Bo{ - waci Bosni- acs	Osta- nati Other	Municipality
<b>Republ i ka Makedoni ja</b>	<b>100.00</b>	<b>100.00</b>	<b>100.00</b>	<b>100.00</b>	<b>100.00</b>	<b>100.00</b>	<b>100.00</b>	<b>100.00</b>	<b>100.00</b>	<b>Republic of Macedonia</b>
Skopje	22.60	24.90	14.22	10.91	42.37	25.18	38.96	37.26	38.42	Skopje
Gazi Baba	3.56	4.08	2.51	0.80	3.76	2.10	5.67	4.00	4.15	Gazi Baba
\or-e Petrov	2.03	2.70	0.31	0.46	2.35	1.05	4.84	2.92	3.07	\or-e Petrov
Karpo{	2.81	3.88	0.38	0.42	1.16	4.06	5.75	0.57	5.96	Karpo{
Ki sel a Voda	6.04	8.49	0.25	1.22	2.35	11.58	12.60	5.73	11.52	Kisela Voda
Centar	3.94	3.17	5.05	4.43	6.73	4.70	5.88	9.80	7.17	Centar
^ai r	3.36	2.51	5.20	3.50	1.73	1.69	4.11	13.47	5.35	^air
[ uto Ori zari	0.85	0.07	0.52	0.08	24.29	-	0.11	0.78	1.20	[ uto Orizari
Ara-i novo	0.61	0.08	2.21	-	-	-	0.01	0.41	0.18	Ara-ino
Ba-	0.04	0.06	-	-	-	-	0.02	-	0.01	Ba-
Bel -i { ta	0.14	0.22	-	-	-	-	0.02	-	0.07	Bel-i{ta
Berovo	0.69	1.04	-	0.12	0.84	0.02	0.01	0.02	0.15	Berovo
Bi stri ca	0.25	0.29	0.25	0.04	0.01	-	0.04	-	0.05	Bistrica
Bi tol a	4.17	5.83	0.49	2.03	4.87	12.18	1.53	0.06	2.47	Bitola
Bl atec	0.10	0.16	-	-	-	-	0.02	-	-	Blatec
Bogdanci	0.43	0.63	0.00	0.08	0.00	0.06	1.40	-	0.12	Bogdanci
Bogovi we	0.72	0.00	2.83	0.01	0.01	-	-	-	0.43	Bogovinje
Bogomi l a	0.06	0.09	0.01	0.00	-	-	-	-	-	Bogomila
Bosi l ovo	0.63	0.94	-	0.64	0.05	-	0.01	-	0.45	Bosilovo
Brveni ca	0.78	0.47	1.86	0.00	-	-	0.24	-	0.27	Brvenica
Val andovo	0.60	0.78	-	1.83	0.06	0.02	1.81	-	0.30	Valandovo
Vasi l evo	0.62	0.80	-	2.77	0.01	0.02	0.01	-	0.29	Vasilevo
Vev-ani	0.12	0.19	0.00	-	-	-	0.01	-	0.04	Vev-ani
Vel es	2.85	3.60	0.95	2.19	1.53	3.71	1.38	14.70	1.23	Veles
Vel e{ ta	0.41	0.00	1.60	-	-	-	-	-	0.47	Vele{ta
Vi ni ca	0.90	1.28	-	0.36	2.27	1.38	0.04	-	0.08	Vinica
Vi tol i { te	0.02	0.04	-	-	-	-	-	-	-	Vitoli{te
Vrane{ ti ca	0.07	0.08	0.00	0.34	-	-	0.01	-	-	Vrane{tica
Vrap-i { te	0.42	0.08	0.83	4.02	-	-	-	-	0.18	Vrap-i{te
Vratni ca	0.18	0.10	0.45	-	-	-	0.12	-	0.03	Vratnica
Vrutok	0.29	0.06	0.86	0.87	0.03	-	0.01	-	0.12	Vrutok
Gevgel i ja	0.99	1.50	0.00	0.05	0.02	2.51	0.95	0.01	0.34	Gevgelija
Gosti var	2.44	1.02	5.66	5.74	3.49	0.12	0.33	0.13	2.19	Gostivar
Gradsko	0.19	0.24	0.03	0.10	0.24	-	0.04	2.79	0.09	Gradsko
Debar	0.91	0.20	2.25	3.28	2.06	0.02	0.05	-	2.48	Debar
Del ogo` di	0.40	0.00	1.53	-	-	-	-	-	0.93	Delogo`di
Del -evo	0.88	1.32	0.00	0.16	1.22	0.02	0.08	-	0.20	Del-evo
Demi r Kapi ja	0.23	0.32	0.01	0.47	0.02	-	0.41	-	0.09	Demir Kapija
Demi r Hi sar	0.36	0.54	0.05	0.06	0.04	0.04	0.01	0.02	0.09	Demir Hisar
Dobru{ evo	0.11	0.16	-	0.28	-	-	-	-	0.02	Dobru{evo
Dol na Bawi ca	0.47	0.13	0.93	3.56	0.56	-	0.01	-	0.27	Dolna Banjica

Tabel a 5a. Vкупно nasel eni e na Republ i ka Makedoni ja spored i zjasnuvaweto za naci onal nata pri padnost, po op{ ti ni , ma` i (struktura)

Table 5a.Total population of Republic of Macedonia according ethnic affiliation, by municipalities, Male (structure)

Op{ ti na	Vkupno Total	Make- donci Macedo- nians	Al ban- ci Alba- nians	Turci Turks	Romi Rhomas	VI asi Vlachs	Srbi Serbs	Bo{ - waci Bosni- acs	Osta- nati Other	Municipality
Dol neni	0.60	0.40	0.48	3.45	0.01	-	0.02	9.72	0.31	Dolneni
Drugovo	0.17	0.22	0.03	0.39	-	-	-	-	0.04	Drugovo
@el i no	1.21	0.01	4.74	0.00	-	-	-	-	0.48	@elino
@i to{ e	0.11	0.01	0.23	0.02	0.01	-	0.02	4.34	0.04	@ito{e
Zajas	0.57	0.02	2.19	-	-	-	-	-	0.35	Zajas
Zel eni kovo	0.21	0.20	0.26	-	0.17	0.02	0.09	1.22	0.07	Zelenikovo
Zl etovo	0.17	0.27	-	-	-	0.10	0.01	-	-	Zletovo
Zrnovci	0.17	0.26	-	-	-	0.16	0.01	-	-	Zrnovci
I zvor	0.06	0.09	-	-	-	-	-	-	0.01	Izvor
I l i nden	0.81	1.10	0.08	0.03	0.81	-	2.70	-	1.22	Ilinden
Jegunovce	0.36	0.37	0.48	0.01	0.07	-	0.18	-	0.11	Jegunovce
Kavadarci	1.92	2.91	0.00	0.20	1.29	0.25	0.62	0.03	0.67	Kavadarci
Kamewane	0.72	0.00	2.57	1.54	-	-	-	0.05	0.20	Kamenjane
Karbi nci	0.20	0.25	-	0.90	0.01	0.60	0.03	-	0.08	Karbinci
Ki -evo	1.49	1.26	1.78	3.09	3.00	0.84	0.27	0.03	2.67	Ki-evo
Kl e-evce	0.08	0.13	-	-	-	-	0.06	-	-	Kle-evce
Kondovo	0.56	0.00	2.16	0.03	0.13	-	-	0.46	0.30	Kondovo
Konopi { te	0.02	0.03	-	0.01	-	-	-	-	-	Konopi{te
Kon-e	0.19	0.25	-	0.70	-	-	0.01	-	0.01	Kon-e
Kosel	0.07	0.11	-	-	-	-	0.03	-	0.02	Kosel
Ko-ani	1.67	2.41	-	0.41	3.64	2.04	0.15	-	0.35	Ko-ani
Kratovo	0.52	0.81	-	0.01	0.28	-	0.09	-	0.07	Kratovo
Kri va Pal anka	1.06	1.59	-	0.00	1.22	0.02	0.25	0.01	0.20	Kriva Palanka
Kri voga{ tani	0.31	0.49	-	-	0.01	-	0.01	-	0.06	Krivoga{tani
Kru{evo	0.48	0.47	0.42	0.41	-	10.53	0.11	0.75	0.11	Kru{evo
Kukl i {	0.23	0.34	-	0.28	-	-	-	-	0.01	Kukli{
Kukure-ani	0.13	0.20	0.01	-	0.02	-	-	-	-	Kukure-ani
Kumanovo	5.12	4.72	5.36	0.42	7.92	1.36	26.01	0.06	3.30	Kumanovo
Labuni { ta	0.42	0.09	0.90	1.92	-	0.12	-	0.45	5.57	Labuni{ta
Li pkovo	1.36	0.01	5.20	-	-	0.02	1.07	-	0.63	Lipkovo
Lozovo	0.15	0.20	0.01	0.21	-	1.38	0.09	0.23	0.07	Lozovo
Lukovo	0.08	0.12	-	-	-	-	0.01	-	0.04	Lukovo
Mavrovi Anovi	0.05	0.05	0.08	0.02	0.01	-	0.02	-	0.01	Mavrovi Anovi
Makedonska Kameni ca	0.42	0.65	-	-	0.04	-	0.06	0.05	0.02	Makedonska Kamenica
Makedonski Brod	0.28	0.43	-	0.25	0.00	-	0.03	-	0.02	Makedonski Brod
Me{ ei { ta	0.13	0.19	0.03	0.01	-	-	-	-	0.02	Me{ei{ta
Mi ravci	0.13	0.21	-	-	-	-	0.03	0.01	0.01	Miravci
Mogi l a	0.24	0.37	0.01	0.02	0.01	-	-	-	-	Mogila
Murti no	0.32	0.44	0.00	1.13	0.03	-	-	-	0.06	Murtino
Negoti no	0.96	1.39	0.01	0.30	0.91	0.17	1.95	-	0.33	Negotino
Negoti no - Pol o{ ko	0.80	0.00	3.14	-	-	-	-	-	0.36	Negotino - Polo{ko

Tabel a 5a. Vкупno nasel eni e na Republ i ka Makedoni ja spored i zjasnuvaweto za naci onal nata pri padnost, po op{ ti ni , ma` i (struktura)

Table 5a.Total population of Republic of Macedonia according ethnic affiliation, by municipalities, Male (structure)

Op{ ti na	Vкупno Total	Makedonci Macedonians	Al ban- ci Albanians	Turci Turks	Romi Rhomas	VI asi Vlachs	Srbi Serbs	Bo{ - waci Bosni- acs	Osta- nati Other	Municipality
Novaci	0.13	0.20	0.00	0.03	-	-	-	-	0.02	Novaci
Novo Sel o	0.61	0.95	-	-	0.01	-	0.05	-	0.12	Novo Selo
Obl e{ evo	0.26	0.40	-	-	-	0.12	-	-	-	Oble{evo
Ora{ ac	0.06	0.10	-	-	-	-	0.01	-	-	Ora{ac
Ori zari	0.22	0.34	-	-	-	-	-	-	0.01	Orizari
Osl omej	0.52	0.01	2.03	-	-	-	-	-	0.31	Oslomej
Ohri d	2.65	3.52	0.57	2.81	0.13	3.42	0.86	0.15	11.28	Ohrid
Petrovec	0.42	0.34	0.37	0.10	0.27	-	1.12	8.54	0.23	Petrovec
Peh-evo	0.28	0.37	-	0.45	0.76	-	0.02	-	0.06	Peh-evo
Pl asni ca	0.22	0.00	0.00	5.62	-	-	-	-	0.22	Plasnica
Podare{	0.19	0.30	-	0.02	-	-	0.01	-	-	Podare{
Pri l ep	3.62	5.27	0.00	0.16	8.38	0.12	0.39	0.09	1.01	Prilep
Probi { tip	0.64	0.99	-	0.01	0.07	0.27	0.24	-	0.17	Probi{tip
Radovi {	1.23	1.58	0.00	5.26	0.52	0.25	0.15	-	0.26	Radovi{
Rankovce	0.21	0.33	-	-	0.14	-	0.05	-	0.03	Rankovce
Resen	0.83	0.98	0.30	2.28	0.37	0.39	0.20	-	2.01	Resen
Rosoman	0.21	0.29	-	-	0.02	-	1.16	-	0.18	Rosoman
Rostu{ a	0.47	0.40	0.21	3.88	-	-	-	0.24	0.33	Rostu{a
Samokov	0.08	0.13	-	-	-	-	-	-	0.01	Samokov
Saraj	1.21	0.10	4.25	0.02	0.42	-	0.01	5.90	0.36	Saraj
Sveti Ni kol e	0.94	1.44	-	0.10	0.12	2.25	0.10	-	0.14	Sveti Nikole
Sopi { te	0.48	0.58	0.38	0.29	-	0.17	0.10	-	0.17	Sopi{te
Sopotni ca	0.12	0.18	-	-	-	-	0.01	-	0.01	Sopotnica
Srbi novo	0.19	0.01	0.72	-	-	-	-	-	0.05	Srbinovo
Star Dojran	0.17	0.20	0.00	0.54	0.13	0.04	0.77	-	0.12	Star Dojran
Staravi na	0.02	0.02	-	0.00	-	-	0.01	-	-	Staravina
Staro Nagori -ane	0.22	0.27	-	-	0.00	-	2.60	-	0.02	Staro Nagori-ane
Struga	1.81	1.35	2.98	2.45	0.21	7.35	0.29	0.22	4.90	Struga
Strumi ca	2.21	3.20	-	3.40	0.28	0.04	0.49	0.06	1.39	Strumica
Studen i -ani	0.88	0.02	2.36	4.26	0.12	-	0.04	10.10	0.52	Studen-i-ani
Tearce	1.13	0.21	3.77	0.69	0.13	-	0.02	-	0.72	Tearce
Tetovo	3.50	1.51	8.91	2.32	4.33	0.08	1.64	0.89	2.72	Tetovo
Topol -ani	0.15	0.17	0.00	1.06	-	-	-	0.49	0.04	Topol-ani
Capari	0.07	0.07	0.07	-	-	0.97	-	-	-	Capari
Centar @upa	0.32	0.06	0.09	6.45	-	-	-	-	0.15	Centar@upa
^a{ ka	0.15	0.18	0.04	0.49	-	0.02	0.13	0.45	0.20	^a{ka
^egrane	0.60	0.02	2.28	-	-	-	-	-	0.47	^egrane
^e{ i novo	0.12	0.19	-	-	-	0.17	-	-	-	^e{inovo
^u-er - Sandevo	0.44	0.31	0.41	-	0.05	0.21	7.32	-	0.30	^u-er - Sandevo
Xep-i { te	0.40	0.01	1.54	-	-	-	-	-	0.21	D`ep-i{te
[ i pkovi ca	0.39	0.00	1.53	-	-	-	-	-	0.12	[ipkovi- ca
[ tip	2.36	3.20	0.00	1.67	4.26	21.24	0.78	0.06	1.20	[tip

Tabela 5a. Vкупно nasel eni e na Republ i ka Makedoni ja spored i zjasnuvaweto za naci onal nata pri padnost, po op{ ti ni , `eni (struktura)

Table 5a. Total population of Republic of Macedonia according ethnic affiliation, by municipalities, Female (structure)

Op{ ti na	Vкупno Total	Make- donci Macedo- nians	Al ban- ci Alba- nians	Turci Turks	Romi Rhomas	Vi asi Vlachs	Srbi Serbs	Bo{ - waci Bosni- acs	Osta- nati Other	Municipality
<b>Republ i ka Makedoni ja</b>	<b>100.00</b>	<b>100.00</b>	<b>100.00</b>	<b>100.00</b>	<b>100.00</b>	<b>100.00</b>	<b>100.00</b>	<b>100.00</b>	<b>100.00</b>	<b>Republic of Macedonia</b>
Skopje	23.61	26.38	13.86	11.03	43.77	27.48	40.39	38.74	37.68	Skopje
Gazi Baba	3.58	4.10	2.40	0.75	3.97	2.81	6.00	4.35	4.29	Gazi Baba
\or-e Petrov	2.07	2.75	0.32	0.48	2.29	1.21	4.72	2.83	3.00	\or-e Petrov
Karpo{	3.11	4.28	0.39	0.44	1.12	4.35	6.49	0.58	6.10	Karpo{
Ki sel a Voda	6.36	8.93	0.25	1.06	2.46	11.89	12.35	5.58	10.34	Kisela Voda
Centar	4.22	3.63	4.89	4.50	6.82	5.30	6.81	10.34	7.46	Centar
^air	3.40	2.61	5.11	3.73	1.98	1.91	3.89	14.21	5.28	^air
[ uto Ori zari	0.86	0.07	0.50	0.07	25.13	-	0.14	0.85	1.21	[ uto Orizari
Ara-i novo	0.57	0.08	2.07	-	-	0.02	0.06	0.36	0.26	Ara-inovo
Ba-	0.04	0.05	-	-	-	-	0.02	-	-	Ba-
Bel -i { ta	0.15	0.23	-	-	-	-	0.02	-	0.05	Bel-i{ta
Berovo	0.69	1.02	-	0.11	0.86	0.11	0.11	0.01	0.11	Berovo
Bi stri ca	0.25	0.28	0.26	0.03	0.01	-	0.09	-	0.13	Bistrica
Bi tol a	4.37	6.10	0.50	2.03	4.76	12.22	1.33	0.18	2.52	Bitola
Bl atec	0.10	0.15	-	-	-	-	0.02	-	-	Blatec
Bogdanci	0.43	0.62	-	0.06	-	0.04	1.52	-	0.14	Bogdanci
Bogovi we	0.72	0.00	2.85	0.01	0.01	-	0.01	-	0.43	Bogovinje
Bogomi l a	0.06	0.09	0.01	0.01	-	-	0.03	-	0.05	Bogomila
Bosi l ovo	0.60	0.88	-	0.63	0.04	-	0.03	-	0.34	Bosilovo
Brveni ca	0.79	0.45	1.98	0.00	-	-	0.20	0.01	0.25	Brvenica
Val andovo	0.57	0.74	-	1.59	0.06	-	1.74	0.01	0.22	Valandovo
Vasi l evo	0.57	0.73	-	2.60	0.00	-	0.02	0.01	0.26	Vasilevo
Vev-ani	0.12	0.18	0.00	-	-	0.02	0.01	-	0.03	Vev-ani
Vel es	2.85	3.61	0.91	2.23	1.44	3.34	1.63	13.56	1.11	Veles
Vel e{ ta	0.40	0.00	1.57	-	0.00	0.02	-	-	0.30	Vele{ta
Vi ni ca	0.87	1.22	-	0.34	2.29	1.10	0.09	-	0.13	Vinica
Vi tol i { te	0.02	0.04	-	-	-	-	0.01	-	0.01	Vitoli{te
Vrane{ ti ca	0.06	0.08	0.00	0.37	-	-	-	-	0.01	Vrane{tica
Vrap-i { te	0.43	0.08	0.90	4.01	-	-	0.02	0.01	0.14	Vrap-i{te
Vratni ca	0.17	0.10	0.41	-	-	-	0.10	0.01	0.05	Vratnica
Vrutok	0.30	0.06	0.90	0.81	0.01	-	0.02	-	0.12	Vrutok
Gevgel i ja	1.02	1.53	0.00	0.03	0.03	1.87	0.99	0.04	0.50	Gevgelija
Gosti var	2.46	1.01	5.83	5.97	3.57	0.20	0.51	0.31	2.47	Gostivar
Gradsko	0.18	0.21	0.02	0.08	0.23	-	0.09	2.67	0.14	Gradsko
Debar	0.87	0.18	2.21	3.16	1.95	0.02	0.07	0.02	2.15	Debar
Del ogo` di	0.38	0.00	1.50	0.01	-	-	0.01	-	0.78	Delogo`di
Del -evo	0.85	1.25	0.00	0.16	1.20	0.07	0.12	-	0.26	Del-evo
Demi r Kapi ja	0.22	0.30	0.00	0.41	0.04	-	0.32	0.01	0.21	Demir Kapija
Demi r Hi sar	0.35	0.52	0.04	0.03	-	0.11	0.04	-	0.05	Demir Hisar
Dobru{ evo	0.10	0.14	0.00	0.27	-	-	0.01	-	0.01	Dobru{evo
Dol na Bawi ca	0.46	0.11	0.93	3.54	0.64	-	0.02	-	0.31	Dolna Banjica

Tabel a 5a. Vкупno nasel eni e na Republ i ka Makedoni ja spored i zjasnuvaweto za naci onal nata pri padnost, po op{ ti ni , ` eni (struktura)

Table 5a. Total population of Republic of Macedonia according ethnic affiliation, by municipalities, Female (structure)

Op{ ti na	Vкупno Total	Makedonci Macedonians	Al ban- ci Albanians	Turci Turks	Romi Rhomas	VI asi Vlachs	Srbi Serbs	Bo{ - waci Bosni- acs	Osta- nati Other	Municipality
Dol neni	0.54	0.34	0.48	3.17	0.01	-	0.05	9.47	0.21	Dolneni
Drugovo	0.16	0.21	0.03	0.36	0.00	-	0.05	-	0.05	Drugovo
@el i no	1.20	0.01	4.76	0.00	-	-	0.01	0.06	0.62	@elino
@i to{ e	0.10	0.01	0.23	0.02	0.01	-	0.01	4.44	0.15	@ito{e
Zajas	0.58	0.02	2.25	-	-	-	0.03	-	0.41	Zajas
Zel eni kovo	0.19	0.19	0.22	0.00	0.17	-	0.16	1.03	0.11	Zelenikovo
Zl etovo	0.17	0.26	-	-	-	0.11	0.02	-	0.04	Zletovo
Zrnovci	0.16	0.24	-	-	-	0.11	0.01	-	0.02	Zrnovci
I zvor	0.05	0.07	-	-	-	-	0.03	-	0.02	Izvor
I l i inden	0.77	1.05	0.06	0.02	0.77	0.02	2.36	-	0.94	Ilinden
Jegunovce	0.35	0.34	0.49	0.01	0.08	-	0.21	-	0.09	Jegunovce
Kavadarci	1.88	2.82	-	0.22	1.23	0.31	0.56	0.01	0.70	Kavadarci
Kamewane	0.71	0.00	2.60	1.48	-	-	-	0.06	0.34	Kamenjane
Karbi nci	0.20	0.24	-	0.97	-	0.51	0.04	-	0.07	Karbinci
Ki -evo	1.49	1.23	1.83	3.15	3.05	0.73	0.20	0.05	2.73	Ki-evo
Kl e-evce	0.08	0.12	-	-	-	-	0.07	-	0.02	Kle-evce
Kondovo	0.54	0.00	2.12	0.03	0.09	-	0.01	0.54	0.37	Kondovo
Konopi { te	0.02	0.02	-	0.00	-	-	0.02	-	0.01	Konopi{te
Kon-e	0.16	0.22	-	0.64	-	-	0.01	-	0.02	Kon-e
Kosel	0.07	0.10	-	-	-	-	0.01	-	0.02	Kosel
Ko-ani	1.66	2.38	-	0.40	3.60	1.93	0.21	0.02	0.46	Ko-ani
Kratovo	0.51	0.77	-	0.02	0.28	0.02	0.09	-	0.09	Kratovo
Kri va Pal anka	1.00	1.49	-	0.00	1.26	0.04	0.33	0.01	0.22	Kriva Palanka
Kri voga{ tani	0.28	0.44	-	-	0.01	-	0.03	-	0.04	Krivoga{tani
Kru{ evo	0.47	0.47	0.39	0.40	-	10.51	0.10	0.86	0.16	Kru{evo
Kukl i {	0.21	0.31	-	0.26	-	-	0.02	-	0.01	Kukli{
Kukure-ani	0.12	0.18	0.01	0.00	0.03	-	0.01	-	0.03	Kukure-ani
Kumanovo	5.09	4.76	5.36	0.33	7.88	1.69	24.21	0.18	3.09	Kumanovo
Labuni { ta	0.47	0.09	1.04	2.23	0.01	0.04	0.01	0.39	5.38	Labuni{ta
Li pkovo	1.32	0.01	5.16	-	-	-	0.99	0.07	0.81	Lipkovo
Lozovo	0.13	0.18	0.01	0.20	-	1.12	0.06	0.17	0.05	Lozovo
Lukovo	0.07	0.11	-	-	-	-	0.01	-	0.05	Lukovo
Mavrovi Anovi	0.05	0.04	0.07	0.02	0.02	-	0.01	0.01	0.01	Mavrovi Anovi
Makedonska Kameni ca	0.38	0.59	-	-	0.01	-	0.07	0.05	0.06	Makedonska Kamenica
Makedonski Brod	0.27	0.40	-	0.21	0.01	-	0.06	0.01	0.01	Makedonski Brod
Me{ ei { ta	0.13	0.18	0.03	-	-	0.02	0.01	-	0.04	Me{ei{ta
Mi ravci	0.13	0.19	-	-	-	-	0.07	-	0.02	Miravci
Mogil a	0.21	0.32	0.01	0.01	0.01	-	0.01	-	0.04	Mogila
Murti no	0.32	0.43	0.00	1.19	0.03	-	0.04	-	0.05	Murtino
Negoti no	0.94	1.35	0.01	0.33	0.77	0.11	1.52	0.01	0.39	Negotino
Negoti no - Pol o{ ko	0.86	0.00	3.43	0.01	-	-	0.01	0.08	0.37	Negotino - Polo{ko



Tabela 5a. Vкупно naselени e na Republ i ka Makedoni ja spored i zjasnuvaweto za naci onal nata pri padnost, po op{ ti ni , `eni (struktura)

Table 5a.Total population of Republic of Macedonia according ethnic affiliation, by municipalities, Female (structure)

Op{ ti na	Vкупno Total	Make- donci Macedo- nians	Al ban- ci Alba- nians	Turci Turks	Romi Rhomas	VI asi Vlachs	Srbi Serbs	Bo{ - waci Bosni- acs	Osta- nati Other	Municipality
Novaci	0.12	0.18	0.00	0.04	-	0.02	-	-	-	Novaci
Novo Sel o	0.57	0.88	-	-	0.00	-	0.09	0.02	0.15	Novo Selo
Obl e{evo	0.24	0.38	-	-	-	0.11	0.01	-	0.01	Oble{evo
Ora{ac	0.06	0.09	-	-	-	-	0.05	-	-	Ora{ac
Ori zari	0.22	0.33	0.00	-	-	0.02	0.01	-	0.03	Orizari
Osl omej	0.51	0.01	2.00	-	-	-	-	0.01	0.24	Oslomej
Ohri d	2.73	3.57	0.59	3.01	0.13	3.23	1.15	0.19	11.43	Ohrid
Petrovec	0.40	0.31	0.37	0.09	0.23	-	1.19	8.41	0.30	Petrovec
Peh-evo	0.27	0.36	-	0.47	0.69	0.04	0.05	-	0.12	Peh-evo
Pl asni ca	0.23	0.00	0.01	5.79	-	-	-	-	0.21	Plasnica
Podare{	0.18	0.28	-	0.02	-	-	0.01	-	0.01	Podare{
Pri l ep	3.64	5.26	0.00	0.16	8.08	0.24	0.55	0.11	1.23	Prilep
Probi {tip	0.62	0.95	-	0.01	0.06	0.29	0.23	0.01	0.23	Probi{tip
Radovi {	1.19	1.51	0.00	5.13	0.49	0.29	0.23	0.01	0.24	Radovi{
Rankovce	0.20	0.30	-	-	0.07	-	0.05	-	0.07	Rankovce
Resen	0.84	0.99	0.30	2.33	0.31	0.13	0.21	0.01	1.89	Resen
Rosoman	0.20	0.27	-	-	0.00	-	1.11	-	0.13	Rosoman
Rostu{a	0.47	0.40	0.23	3.92	0.00	-	0.01	0.12	0.29	Rostu{a
Samokov	0.07	0.11	-	-	-	-	0.03	-	0.03	Samokov
Saraj	1.19	0.10	4.20	0.03	0.38	-	0.09	6.27	0.54	Saraj
Sveti Ni kol e	0.89	1.33	-	0.11	0.15	2.68	0.30	0.01	0.14	Sveti Nikole
Sopi {te	0.46	0.53	0.38	0.34	-	0.13	0.23	-	0.27	Sopi{te
Sopotni ca	0.11	0.18	-	-	-	-	0.02	-	0.03	Sopotnica
Srbi novo	0.18	0.01	0.70	0.00	-	-	-	-	0.02	Srbinovo
Star Dojran	0.17	0.20	0.00	0.49	0.09	0.02	0.77	0.02	0.12	Star Dojran
Staravi na	0.02	0.02	-	-	-	-	-	-	-	Staravina
Staro Nagori -ane	0.20	0.24	0.00	-	-	-	2.51	-	0.03	Staro Nagori-ane
Struga	1.84	1.38	3.04	2.71	0.20	5.91	0.27	0.14	4.49	Struga
Strumi ca	2.25	3.24	0.00	3.38	0.20	0.02	0.49	0.01	1.53	Strumica
Studen i -ani	0.83	0.02	2.27	4.17	0.15	-	0.03	9.42	0.53	Studen i-ani
Tearce	1.09	0.21	3.67	0.63	0.12	-	0.06	0.01	0.86	Tearce
Tetovo	3.51	1.57	8.89	2.51	4.42	0.20	1.71	0.94	2.61	Tetovo
Topol -ani	0.14	0.15	-	0.97	-	-	0.01	0.32	0.01	Topol-ani
Capari	0.07	0.08	0.06	0.01	-	0.81	0.01	0.01	0.04	Capari
Centar @upa	0.31	0.06	0.08	6.44	-	-	-	-	0.09	Centar @upa
^a{ka	0.13	0.15	0.04	0.51	-	-	0.12	0.33	0.14	^a{ka
^egrane	0.62	0.02	2.43	-	-	-	0.01	0.02	0.49	^egrane
^e{inovo	0.12	0.18	-	-	-	0.22	0.01	-	-	^e{inovo
^u-er - Sandevo	0.40	0.31	0.35	-	0.03	0.11	6.14	0.01	0.32	^u-er - Sandevo
Xep-i {te	0.38	0.01	1.52	-	-	0.02	-	-	0.17	D`ep-i{te
[ ipkovi ca	0.38	0.00	1.52	-	-	0.02	0.01	-	0.14	[ ipkovica
[ tip	2.37	3.22	0.00	1.59	3.89	21.57	0.88	0.07	1.32	[ tip

Tabela 6. Popi { ani l i ca spored i zjasnuvaweto za naci onal nata pri padnost i pri -i ni te za pri sutnost-otsutnost, po pol

Table 6. Enumerated persons according to the declaration by ethnic affiliation and reasons for presence-absence, by sex

	Popi { ani l i ca	Vkupno nasel eni e				
		Vkupno	Pri sutni vo mestoto na voobi -aeno i veewe	Otsutni vo drugo mesto vo Republ i ka Makedoni ja		Otsutni vo
				Zaradi rabota, { kol uvawe i sl .	Pri si l no rasel eni l i ca	Na rabota kaj stranski rabotodavec i l i na samostojna rabota i l i prestoj, do edna godi na
Enumerated persons	Total	Present in the place of usual residence	Absent elsewhere in the Republic of Macedonia		Absent	
			In order to work, attending school etc.	Forced migrated persons	Working for foreign employer's or working independently or staying, up to one year	
<b>Republ i ka Makedoni ja</b>	<b>2040929</b>	<b>2022547</b>	<b>1937646</b>	<b>42168</b>	<b>2252</b>	<b>22995</b>
Makedonci	1310521	1297981	1243789	36791	1471	6603
Al banci	512163	509083	487940	2865	249	14155
Turci	78235	77959	74943	862	20	1574
Romi	54847	53879	52596	491	120	156
VI asi	9787	9695	9226	293	1	28
Srbi	36631	35939	33707	499	373	117
Bo{ waci	17113	17018	16227	148	5	139
Ostanati	21632	20993	19218	219	13	223
<b>Skopje</b>	<b>476727</b>	<b>467257</b>	<b>457202</b>	<b>2668</b>	<b>57</b>	<b>1519</b>
Makedonci	340743	332778	326487	2115	37	964
Al banci	71917	71483	70184	183	10	374
Turci	8670	8549	8313	43	1	21
Romi	23667	23202	22683	189	3	31
VI asi	2618	2546	2490	14	1	4
Srbi	14403	14251	13618	66	1	48
Bo{ waci	6492	6465	6189	27	2	44
Ostanati	8217	7983	7238	31	2	33
<b>Gazi Baba</b>	<b>74573</b>	<b>72222</b>	<b>70850</b>	<b>442</b>	<b>5</b>	<b>311</b>
Makedonci	55189	53106	52288	376	5	140
Al banci	12588	12502	12217	35	-	151
Turci	628	606	574	5	-	-
Romi	2170	2082	2036	7	-	7
VI asi	249	236	234	-	-	-
Srbi	2129	2094	2004	7	-	7
Bo{ waci	713	710	672	7	-	3
Ostanati	907	886	825	5	-	3
<b>\\or-e Petrov</b>	<b>41747</b>	<b>41490</b>	<b>40642</b>	<b>325</b>	<b>5</b>	<b>103</b>
Makedonci	35480	35322	34743	298	3	88
Al banci	1605	1597	1566	8	2	5
Turci	370	368	361	2	-	-
Romi	1297	1249	1206	2	-	-
VI asi	109	109	107	-	-	1
Srbi	1730	1719	1623	10	-	7
Bo{ waci	493	489	469	2	-	1
Ostanati	663	637	567	3	-	1

Tabela 6. Popi { ani I i ca spored i zjasnuvaweto za naci onal nata pri padnost i pri ~i ni te za pri sutnost-otsutnost, po pol

Table 6. Enumerated persons according to the declaration by ethnic affiliation and reasons for presence-absence, by sex

		Pri vremeno pri sutni I i ca vo mestoto na Popi s				
stranstvo	Stranci so odobreni e za prestop vo Republ i ka Makedoni ja, pri sutni edna godi na i pove}e	Od stranstvo		Od drugo mesto vo Republ i ka Makedoni ja		
		Stranci so odobreni e za prestop vo Republ i ka Makedoni ja, pri sutni pomal ku od edna godi na	Begal ci , humani tarno zgri `eni I i ca i dr.	Zaradi rabota, { kol uvawe i sl .	Prisi l no rasel eni I i ca	
		Temporarily present persons in the Census place				
abroad	Foreigners with residence permit in the Republic of Macedonia, present more than one year	From abroad		From other place of the Republic of Macedonia		
Other absent abroad	Foreigners with residence permit in the Republic of Macedonia, present less than one year	Foreigners with residence permit in the Republic of Macedonia, present less than one year	Refugees, persons under humanitarian care etc.	In order to work, attending school etc.	Forced migrated persons	
12128	5358	642	3306	12456	1978	<b>Republic of Macedonia</b>
8825	502	62	74	11154	1250	Macedonians
1894	1980	204	1850	811	215	Albanians
417	143	23	87	155	11	Turks
132	384	21	777	53	117	Rhomas
144	3	-	-	92	-	Vlachs
309	934	75	152	91	374	Serbs
198	301	16	43	36	-	Bosniacs
209	1111	241	323	64	11	Others
<b>3958</b>	<b>1853</b>	<b>236</b>	<b>770</b>	<b>7401</b>	<b>1063</b>	<b>Skopje</b>
3040	135	13	22	6952	978	Macedonians
300	432	39	200	170	25	Albanians
106	65	14	11	87	9	Turks
71	225	15	400	22	28	Rhomas
35	2	-	-	72	-	Vlachs
166	352	35	40	60	17	Serbs
113	90	8	9	10	-	Bosniacs
127	552	112	88	28	6	Others
<b>369</b>	<b>245</b>	<b>24</b>	<b>144</b>	<b>1662</b>	<b>521</b>	<b>Gazi Baba</b>
279	18	-	3	1585	495	Macedonians
29	70	6	59	16	5	Albanians
8	19	2	-	20	-	Turks
3	29	7	62	11	8	Rhomas
2	-	-	-	13	-	Vlachs
14	62	4	10	10	11	Serbs
19	9	-	3	-	-	Bosniacs
15	38	5	7	7	2	Others
<b>217</b>	<b>198</b>	<b>21</b>	<b>65</b>	<b>122</b>	<b>49</b>	<b>Nov-e Petrov</b>
173	17	-	2	109	47	Macedonians
1	15	2	4	2	-	Albanians
4	1	1	-	1	-	Turks
3	38	2	44	2	-	Rhomas
1	-	-	-	-	-	Vlachs
14	65	1	5	3	2	Serbs
12	5	-	-	4	-	Bosniacs
9	57	15	10	1	-	Others

Tabela 6. Popi { ani l i ca spored i zjasnuvaweto za naci onal nata pri padnost i pri -i ni te za pri sutnost-otsutnost, po pol  
Table 6. Enumerated persons according to the declaration by ethnic affiliation and reasons for presence-absence, by sex

	Popi { ani l i ca	Vkupno nasel eni e				
		Vkupno	Pri sutni vo mestoto na voobi -aeno ` i veewe	Otsutni vo drugo mesto vo Republ i ka Makedoni ja		Otsutni vo
				Zaradi rabota, { kol uvawe i sl .	Pri si l no rasel eni l i ca	Na rabota kaj stranski rabotodavec i l i na samostojna rabota i l i prestop, do edna godi na
Enumerated persons	Total	Present in the place of usual residence	Absent elsewhere in the Republic of Macedonia		Absent	
			In order to work, attending school etc.	Forced migrated persons	Working for foreign employer's or working independently or staying, up to one year	
<b>Karpo{</b>	<b>62359</b>	<b>59810</b>	<b>58358</b>	<b>272</b>	<b>7</b>	<b>176</b>
Makedonci	55295	52943	51874	254	6	156
Al banci	1997	1952	1912	3	-	1
Turci	355	334	315	1	-	2
Romi	646	615	584		1	-
VI asi	427	407	399	3	-	2
Srbi	2223	2195	2087	11	-	11
Bo{ waci	101	98	93	-	-	1
Ostanati	1315	1266	1094	-	-	3
<b>Ki sel a Voda</b>	<b>127355</b>	<b>125379</b>	<b>122672</b>	<b>795</b>	<b>13</b>	<b>371</b>
Makedonci	114842	113057	110955	742	9	299
Al banci	1287	1264	1217	6	1	9
Turci	921	889	854	7	-	4
Romi	1311	1296	1264	5	-	12
VI asi	1154	1137	1109	9	-	1
Srbi	4527	4485	4289	16	1	17
Bo{ waci	971	963	918	2	-	14
Ostanati	2342	2288	2066	8	2	15
<b>Centar</b>	<b>84508</b>	<b>82604</b>	<b>80546</b>	<b>363</b>	<b>12</b>	<b>324</b>
Makedonci	45691	44150	42965	225	2	177
Al banci	25466	25315	24884	78	6	115
Turci	3509	3481	3396	19	1	6
Romi	3746	3651	3592	17	-	1
VI asi	505	483	470	1	1	-
Srbi	2300	2274	2190	14	-	5
Bo{ waci	1716	1713	1640	5	2	12
Ostanati	1575	1537	1409	4	-	8
<b>^ai r</b>	<b>68626</b>	<b>68395</b>	<b>67093</b>	<b>305</b>	<b>13</b>	<b>222</b>
Makedonci	33284	33238	32706	218	12	102
Al banci	26379	26259	25809	48	1	93
Turci	2832	2816	2758	9	-	9
Romi	1000	998	971	4	-	1
VI asi	174	174	171	1	-	-
Srbi	1450	1440	1382	8	-	1
Bo{ waci	2360	2354	2262	11	-	13
Ostanati	1147	1116	1034	6	-	3

Tabela 6. Popi { ani I i ca spored i zjasnuvaweto za naci onal nata pri padnost i pri ~i ni te za pri sutnost-otsutnost, po pol

Table 6. Enumerated persons according to the declaration by ethnic affiliation and reasons for presence-absence, by sex

		Pri vremeno pri sutni I i ca vo mestoto na Popi s					
stranstvo		Od stranstvo		Od drugo mesto vo Republ i ka Makedoni ja			
Drugi otsutni vo stranstvo		Stranci so odobreni e za prestoj vo Republ i ka Makedoni ja, pri sutni odna godi na i pove}e	Begal ci , humani tarno zgri `eni I i ca i dr.	Zaradi rabota, { kol uvawe i sl .	Prisi l no rasel eni I i ca		
		Temporarily present persons in the Census place					
abroad		From abroad		From other place of the Republic of Macedonia			
Other absent abroad		Foreigners with residence permit in the Republic of Macedonia, present more than one year	Refugees, persons under humanitarian care etc.	In order to work, attending school etc.	Forced migrated persons		
719	278	48	45	2313	143	<b>Karpo{</b>	
625	28	3	1	2211	137	Macedonians	
25	11	-	7	38	-	Albanians	
10	6	-	-	21	-	Turks	
-	30	-	26	1	4	Rhomas	
3	-	-	-	20	-	Vlachs	
40	46	7	3	17	1	Serbs	
1	3	1	-	2	-	Bosniacs	
15	154	37	8	3	1	Others	
<b>1183</b>	<b>345</b>	<b>69</b>	<b>58</b>	<b>1662</b>	<b>187</b>	<b>Kisela Voda</b>	
1014	38	8	6	1592	179	Macedonians	
16	15	3	12	8	-	Albanians	
21	3	10	2	16	4	Turks	
4	11	1	12	2	-	Rhomas	
18	-	-	-	17	-	Vlachs	
64	98	13	10	17	2	Serbs	
11	18	5	1	2	-	Bosniacs	
35	162	29	15	8	2	Others	
<b>1021</b>	<b>338</b>	<b>37</b>	<b>157</b>	<b>1570</b>	<b>140</b>	<b>Centar</b>	
763	18	-	3	1424	114	Macedonians	
124	108	13	56	74	8	Albanians	
36	23	-	3	20	5	Turks	
5	36	1	77	6	11	Rhomas	
9	2	-	-	22	-	Vlachs	
24	41	7	5	13	1	Serbs	
29	25	-	1	2	-	Bosniacs	
31	85	16	12	9	1	Others	
<b>395</b>	<b>367</b>	<b>33</b>	<b>108</b>	<b>72</b>	<b>18</b>	<b>^air</b>	
186	14	2	7	31	6	Macedonians	
105	203	15	61	32	12	Albanians	
27	13	1	6	9	-	Turks	
6	16	-	2	-	-	Rhomas	
2	-	-	-	-	-	Vlachs	
10	39	3	7	-	-	Serbs	
39	29	2	4	-	-	Bosniacs	
20	53	10	21	-	-	Others	

Tabela 6. Popi { ani l i ca spored i zjasnuvaweto za naci onal nata pri padnost i pri -i ni te za pri sutnost-otsutnost, po pol

Table 6. Enumerated persons according to the declaration by ethnic affiliation and reasons for presence-absence, by sex

	Popi { ani l i ca	Vкупно nasel eni e				
		Vкупno	Pri sutni vo mestoto na voobi -aeno i veewe	Otsutni vo drugo mesto vo Republ i ka Makedoni ja		Otsutni vo
				Zaradi rabota, { kol uvawe i sl .	Pri si l no rasel eni l i ca	Na rabota kaj stranski rabotodavec i l i na samostojna rabota i l i prestoj, do edna godi na
Enumerated persons	Total	Present in the place of usual residence	Absent elsewhere in the Republic of Macedonia		Absent	
			In order to work, attending school etc.	Forced migrated persons	Working for foreign employer's or working independently or staying, up to one year	
<b>[ uto Ori zari</b>	<b>17559</b>	<b>17357</b>	<b>17041</b>	<b>166</b>	<b>2</b>	<b>12</b>
Makedonci	962	962	956	2	-	2
Al banci	2595	2594	2579	5	-	-
Turci	55	55	55	-	-	-
Romi	13497	13311	13030	154	2	10
VI asi	-	-	-	-	-	-
Srbi	44	44	43	-	-	-
Bo{ waci	138	138	135	-	-	-
Ostanati	268	253	243	5	-	-
<b>Ara-i novo</b>	<b>12088</b>	<b>11992</b>	<b>11015</b>	<b>41</b>	<b>602</b>	<b>256</b>
Makedonci	987	987	405	6	576	-
Al banci	10974	10879	10503	34	16	253
Turci	-	-	-	-	-	-
Romi	-	-	-	-	-	-
VI asi	1	1	1	-	-	-
Srbi	13	13	5	-	8	-
Bo{ waci	65	65	60	1	-	-
Ostanati	48	47	41	-	2	3
<b>Ba-</b>	<b>755</b>	<b>755</b>	<b>733</b>	<b>13</b>	<b>-</b>	<b>1</b>
Makedonci	748	748	730	13	-	1
Al banci	-	-	-	-	-	-
Turci	-	-	-	-	-	-
Romi	-	-	-	-	-	-
VI asi	-	-	-	-	-	-
Srbi	6	6	3	-	-	-
Bo{ waci	-	-	-	-	-	-
Ostanati	1	1	-	-	-	-
<b>Bel -i { ta</b>	<b>2995</b>	<b>2940</b>	<b>2732</b>	<b>162</b>	<b>1</b>	<b>19</b>
Makedonci	2966	2921	2720	161	1	19
Al banci	-	-	-	-	-	-
Turci	-	-	-	-	-	-
Romi	-	-	-	-	-	-
VI asi	-	-	-	-	-	-
Srbi	6	6	4	-	-	-
Bo{ waci	-	-	-	-	-	-
Ostanati	23	13	8	1	-	-

Tabela 6. Popi { ani I i ca spored i zjasnuvaweto za naci onal nata pri padnost i pri ~i ni te za pri sutnost-otsutnost, po pol

Table 6. Enumerated persons according to the declaration by ethnic affiliation and reasons for presence-absence, by sex

		Pri vremeno pri sutni I i ca vo mestoto na Popi s					
stranstvo	Stranci so odobreni e za prestop vo Republ i ka Makedoni ja, pri sutni edna godi na i pove}e	Od stranstvo		Od drugo mesto vo Republ i ka Makedoni ja			
Drugi otsutni vo stranstvo		Stranci so odobreni e za prestop vo Republ i ka Makedoni ja, pri sutni pomal ku od edna godi na	Begal ci , humani tarno zgri ` eni I i ca i dr.	Zaradi rabota, { kol uvawe i sl .	Prisi l no rasel eni I i ca		
		Temporarily present persons in the Census place					
abroad	Foreigners with residence permit in the Republic of Macedonia, present more than one year	From abroad		From other place of the Republic of Macedonia			
Other absent abroad		Foreigners with residence permit in the Republic of Macedonia, present less than one year	Refugees, persons under humanitarian care etc.	In order to work, attending school etc.	Forced migrated persons		
54	82	4	193	-	5	<b>[uto Orizari</b>	
-	2	-	-	-	-	Macedonians	
-	10	-	1	-	-	Albanians	
-	-	-	-	-	-	Turks	
50	65	4	177	-	5	Rhomas	
-	-	-	-	-	-	Vlachs	
-	1	-	-	-	-	Serbs	
2	1	-	-	-	-	Bosniacs	
2	3	-	15	-	-	Others	
<b>39</b>	<b>39</b>	<b>2</b>	<b>57</b>	-	<b>37</b>	<b>Ara~inovo</b>	
-	-	-	-	-	-	Macedonians	
39	34	2	56	-	37	Albanians	
-	-	-	-	-	-	Turks	
-	-	-	-	-	-	Rhomas	
-	-	-	-	-	-	Vlachs	
-	-	-	-	-	-	Serbs	
-	4	-	-	-	-	Bosniacs	
-	1	-	1	-	-	Others	
<b>3</b>	<b>5</b>	-	-	-	-	<b>Ba-</b>	
3	1	-	-	-	-	Macedonians	
-	-	-	-	-	-	Albanians	
-	-	-	-	-	-	Turks	
-	-	-	-	-	-	Rhomas	
-	-	-	-	-	-	Vlachs	
-	3	-	-	-	-	Serbs	
-	-	-	-	-	-	Bosniacs	
-	1	-	-	-	-	Others	
<b>17</b>	<b>9</b>	<b>1</b>	<b>9</b>	<b>45</b>	-	<b>Bel-i{ta</b>	
17	3	-	-	45	-	Macedonians	
-	-	-	-	-	-	Albanians	
-	-	-	-	-	-	Turks	
-	-	-	-	-	-	Rhomas	
-	-	-	-	-	-	Vlachs	
-	2	-	-	-	-	Serbs	
-	-	-	-	-	-	Bosniacs	
-	4	1	9	-	-	Others	

Tabela 6. Popi { ani l i ca spored i zjasnuvaweto za naci onal nata pri padnost i pri -i ni te za pri sutnost-otsutnost, po pol  
Table 6. Enumerated persons according to the declaration by ethnic affiliation and reasons for presence-absence, by sex

	Popi { ani l i ca	Vкупно nasel eni e				
		Vкупno	Pri sutni vo mestoto na voobi -aeno ` i veewe	Otsutni vo drugo mesto vo Republ i ka Makedoni ja		Otsutni vo
				Zaradi rabota, { kol uvawe i sl .	Pri si l no rasel eni l i ca	Na rabota kaj stranski rabotodavec i l i na samostojna rabota i l i pre stoj, do edna godi na
Enumerated persons	Total	Present in the place of usual residence	Absent elsewhere in the Republic of Macedonia		Absent	
			In order to work, attending school etc.	Forced migrated persons	Working for foreign employer's or working independently or staying, up to one year	
			<b>Berovo</b>	<b>13952</b>	<b>13941</b>	<b>12993</b>
Makedonci	13346	13335	12407	821	-	47
Al banci	-	-	-	-	-	-
Turci	91	91	86	2	-	3
Romi	459	459	452	7	-	-
VI asi	6	6	6	-	-	-
Srbi	20	20	18	-	-	1
Bo{ waci	3	3	3	-	-	-
Ostanati	27	27	21	4	-	-
<b>Bi stri ca</b>	<b>5050</b>	<b>5042</b>	<b>4926</b>	<b>64</b>	-	<b>18</b>
Makedonci	3690	3688	3608	48	-	18
Al banci	1280	1280	1249	15	-	-
Turci	27	27	26	1	-	-
Romi	5	5	5	-	-	-
VI asi	-	-	-	-	-	-
Srbi	23	23	20	-	-	-
Bo{ waci	-	-	-	-	-	-
Ostanati	25	19	18	-	-	-
<b>Bi tol a</b>	<b>87652</b>	<b>86408</b>	<b>83564</b>	<b>1605</b>	<b>14</b>	<b>226</b>
Makedonci	78640	77470	74932	1514	13	195
Al banci	2531	2522	2445	18	1	19
Turci	1596	1580	1528	28	-	3
Romi	2597	2594	2584	6	-	-
VI asi	1194	1183	1140	19	-	4
Srbi	523	515	456	7	-	2
Bo{ waci	31	20	18	-	-	-
Ostanati	540	524	461	13	-	3
<b>BI atec</b>	<b>2024</b>	<b>2024</b>	<b>1678</b>	<b>82</b>	<b>1</b>	<b>236</b>
Makedonci	2016	2016	1672	81	1	235
Al banci	-	-	-	-	-	-
Turci	-	-	-	-	-	-
Romi	-	-	-	-	-	-
VI asi	-	-	-	-	-	-
Srbi	8	8	6	1	-	1
Bo{ waci	-	-	-	-	-	-
Ostanati	-	-	-	-	-	-



Tabela 6. Popi { ani I i ca spored i zjasnuvaweto za naci onal nata pri padnost i pri ~i ni te za pri sutnost-otsutnost, po pol

Table 6. Enumerated persons according to the declaration by ethnic affiliation and reasons for presence-absence, by sex

		Pri vremeno pri sutni I i ca vo mestoto na Popi s				
stranstvo	Stranci so odobreni e za prestop vo Republ i ka Makedoni ja, pri sutni edna godi na i pove}e	Od stranstvo		Od drugo mesto vo Republ i ka Makedoni ja		
Drugi otsutni vo stranstvo		Stranci so odobreni e za prestop vo Republ i ka Makedoni ja, pri sutni pomal ku od edna godi na	Begal ci , humani tar no zgri ` eni I i ca i dr.	Zaradi rabota, { kol uvawe i sl .	Prisi l no rasel eni I i ca	
		Temporarily present persons in the Census place				
abroad	Foreigners with residence permit in the Republic of Macedonia, present more than one year	From abroad		From other place of the Republic of Macedonia		
Other absent abroad		Foreigners with residence permit in the Republic of Macedonia, present less than one year	Refugees, persons under humanitarian care etc.	In order to work, attending school etc.	Forced migrated persons	
55	8	-	-	11	-	<b>Berovo</b>
54	6	-	-	11	-	Macedonians
-	-	-	-	-	-	Albanians
-	-	-	-	-	-	Turks
-	-	-	-	-	-	Rhomas
-	-	-	-	-	-	Vlachs
-	1	-	-	-	-	Serbs
-	-	-	-	-	-	Bosniacs
1	1	-	-	-	-	Others
<b>19</b>	<b>15</b>	<b>6</b>	-	<b>2</b>	-	<b>Bistrica</b>
12	2	-	-	2	-	Macedonians
7	9	-	-	-	-	Albanians
-	-	-	-	-	-	Turks
-	-	-	-	-	-	Rhomas
-	-	-	-	-	-	Vlachs
-	3	-	-	-	-	Serbs
-	-	-	-	-	-	Bosniacs
-	1	6	-	-	-	Others
<b>877</b>	<b>122</b>	<b>33</b>	<b>14</b>	<b>1173</b>	<b>24</b>	<b>Bitola</b>
787	29	17	5	1126	22	Macedonians
32	7	3	1	5	-	Albanians
17	4	1	1	12	2	Turks
-	4	-	3	-	-	Vlachs
19	1	-	-	11	-	Rhomas
10	40	3	1	4	-	Serbs
-	2	-	-	11	-	Bosniacs
12	35	9	3	4	-	Others
<b>26</b>	<b>1</b>	-	-	-	-	<b>Blatec</b>
26	1	-	-	-	-	Macedonians
-	-	-	-	-	-	Albanians
-	-	-	-	-	-	Turks
-	-	-	-	-	-	Rhomas
-	-	-	-	-	-	Vlachs
-	-	-	-	-	-	Serbs
-	-	-	-	-	-	Bosniacs
-	-	-	-	-	-	Others

Tabela 6. Popi { ani l i ca spored i zjasnuvaweto za naci onal nata pri padnost i pri -i ni te za pri sutnost-otsutnost, po pol

Table 6. Enumerated persons according to the declaration by ethnic affiliation and reasons for presence-absence, by sex

	Popi { ani l i ca	Vкупно nasel eni e				
		Vкупно	Pri sutni vo mestoto na voobi -aeno ` i veewe	Otsutni vo drugo mesto vo Republ i ka Makedoni ja		Otsutni vo
				Zaradi rabota, { kol uvawe i sl .	Pri si l no rasel eni l i ca	Na rabota kaj stranski rabotodavec i l i na samostojna rabota i l i pre stoj, do edna godi na
Enumerated persons	Total	Present in the place of usual residence	Absent elsewhere in the Republic of Macedonia		Absent	
			In order to work, attending school etc.	Forced migrated persons	Working for foreign employer's or working independently or staying, up to one year	
<b>Bogdanci</b>	<b>8726</b>	<b>8707</b>	<b>8186</b>	<b>418</b>	<b>2</b>	<b>16</b>
Makedonci	8104	8093	7641	394	-	15
Al banci	2	2	-	-	2	-
Turci	54	54	50	3	-	1
Romi	1	1	1	-	-	-
VI asi	5	5	5	-	-	-
Srbi	529	525	472	21	-	-
Bo{ waci	-	-	-	-	-	-
Ostanati	31	27	17	-	-	-
<b>Bogovowe</b>	<b>14599</b>	<b>14555</b>	<b>14153</b>	<b>19</b>	<b>10</b>	<b>314</b>
Makedonci	5	5	5	-	-	-
Al banci	14489	14449	14054	19	6	312
Turci	4	4	-	-	4	-
Romi	5	5	5	-	-	-
VI asi	-	-	-	-	-	-
Srbi	2	1	-	-	-	-
Bo{ waci	-	-	-	-	-	-
Ostanati	94	91	89	-	-	2
<b>Bogomi l a</b>	<b>1256</b>	<b>1252</b>	<b>1181</b>	<b>65</b>	<b>-</b>	<b>3</b>
Makedonci	1196	1192	1125	64	-	2
Al banci	45	45	42	1	-	1
Turci	4	4	4	-	-	-
Romi	-	-	-	-	-	-
VI asi	-	-	-	-	-	-
Srbi	5	5	4	-	-	-
Bo{ waci	-	-	-	-	-	-
Ostanati	6	6	6	-	-	-
<b>Bosi l ovo</b>	<b>12469</b>	<b>12457</b>	<b>12036</b>	<b>250</b>	<b>1</b>	<b>107</b>
Makedonci	11856	11850	11439	245	1	107
Al banci	-	-	-	-	-	-
Turci	498	494	489	5	-	-
Romi	24	24	24	-	-	-
VI asi	-	-	-	-	-	-
Srbi	7	6	6	-	-	-
Bo{ waci	-	-	-	-	-	-
Ostanati	84	83	78	-	-	-

Tabela 6. Popi { ani I i ca spored i zjasnuvaweto za naci onal nata pri padnost i pri ~i ni te za pri sutnost-otsutnost, po pol

Table 6. Enumerated persons according to the declaration by ethnic affiliation and reasons for presence-absence, by sex

		Pri vremeno pri sutni I i ca vo mestoto na Popi s					
stranstvo	Stranci so odobreni e za prestop vo Republ i ka Makedoni ja, pri sutni edna godi na i pove}e	Od stranstvo		Od drugo mesto vo Republ i ka Makedoni ja			
		Stranci so odobreni e za prestop vo Republ i ka Makedoni ja, pri sutni pomal ku od edna godi na	Begal ci , humani tar no zgri ` eni I i ca i dr.	Zaradi rabota, { kol uvawe i sl .	Prisi l no rasel eni I i ca		
		Temporarily present persons in the Census place					
abroad	Foreigners with residence permit in the Republic of Macedonia, present more than one year	From abroad		From other place of the Republic of Macedonia			
Other absent abroad	Foreigners with residence permit in the Republic of Macedonia, present less than one year	Foreigners with residence permit in the Republic of Macedonia, present less than one year	Refugees, persons under humanitarian care etc.	In order to work, attending school etc.	Forced migrated persons		
37	48	9	1	4	5	<b>Bogdanci</b>	
37	6	2	-	4	5	Macedonians	
-	-	-	-	-	-	Albanians	
-	-	-	-	-	-	Turks	
-	-	-	-	-	-	Vlachs	
-	-	-	-	-	-	Rhomas	
-	32	4	-	-	-	Serbs	
-	-	-	-	-	-	Bosniacs	
-	10	3	1	-	-	Others	
11	48	2	42	-	-	<b>Bogovinje</b>	
-	-	-	-	-	-	Macedonians	
11	47	2	38	-	-	Albanians	
-	-	-	-	-	-	Turks	
-	-	-	-	-	-	Rhomas	
-	-	-	-	-	-	Vlachs	
-	1	-	1	-	-	Serbs	
-	-	-	-	-	-	Bosniacs	
-	-	-	3	-	-	Others	
-	3	-	-	4	-	<b>Bogomila</b>	
-	1	-	-	4	-	Macedonians	
-	1	-	-	-	-	Albanians	
-	-	-	-	-	-	Turks	
-	-	-	-	-	-	Rhomas	
-	-	-	-	-	-	Vlachs	
-	1	-	-	-	-	Serbs	
-	-	-	-	-	-	Bosniacs	
-	-	-	-	-	-	Others	
54	9	2	4	6	-	<b>Bosilovo</b>	
54	4	1	-	5	-	Macedonians	
-	-	-	-	-	-	Albanians	
-	-	-	3	1	-	Turks	
-	-	-	-	-	-	Rhomas	
-	-	-	-	-	-	Vlachs	
-	-	1	-	-	-	Serbs	
-	-	-	-	-	-	Bosniacs	
-	5	-	1	-	-	Others	

Tabela 6. Popi { ani l i ca spored i zjasnuvaweto za naci onal nata pri padnost i pri -i ni te za pri sutnost-otsutnost, po pol

Table 6. Enumerated persons according to the declaration by ethnic affiliation and reasons for presence-absence, by sex

	Popi { ani l i ca	Vкупно nasel eni e				
		Vкупно	Pri sutni vo mestoto na voobi -aeno ` i veewe	Otsutni vo drugo mesto vo Republ i ka Makedoni ja		Otsutni vo
				Zaradi rabota, { kol uvawe i sl .	Pri si l no rasel eni l i ca	Na rabota kaj stranski rabotodavec i l i na samostojna rabota i l i prestoj, do edna godi na
Enumerated persons	Total	Present in the place of usual residence	Absent elsewhere in the Republic of Macedonia		Absent	
			In order to work, attending school etc.	Forced migrated persons	Working for foreign employer's or working independently or staying, up to one year	
<b>Brveni ca</b>	<b>15909</b>	<b>15855</b>	<b>15269</b>	<b>157</b>	<b>12</b>	<b>356</b>
Makedonci	5958	5949	5783	129	10	15
Al banci	9814	9770	9365	24	2	340
Turci	2	2	2	-	-	-
Romi	-	-	-	-	-	-
VI asi	-	-	-	-	-	-
Srbi	78	78	69	4	-	-
Bo{ waci	1	1	1	-	-	-
Ostanati	56	55	49	-	-	1
<b>Val andovo</b>	<b>11936</b>	<b>11890</b>	<b>11140</b>	<b>615</b>	<b>4</b>	<b>50</b>
Makedonci	9852	9830	9194	543	2	48
Al banci	5	-	-	-	-	-
Turci	1337	1333	1283	35	2	1
Romi	33	32	30	1	-	-
VI asi	1	1	1	-	-	-
Srbi	649	639	586	32	-	1
Bo{ waci	1	1	-	-	-	-
Ostanati	58	54	46	4	-	-
<b>Vasi l evo</b>	<b>12148</b>	<b>12122</b>	<b>11694</b>	<b>287</b>	<b>1</b>	<b>78</b>
Makedonci	9970	9958	9555	271	1	76
Al banci	-	-	-	-	-	-
Turci	2107	2095	2076	16	-	2
Romi	5	5	5	-	-	-
VI asi	1	1	1	-	-	-
Srbi	5	4	4	-	-	-
Bo{ waci	1	1	1	-	-	-
Ostanati	59	58	52	-	-	-
<b>Vev-ani</b>	<b>2437</b>	<b>2433</b>	<b>2111</b>	<b>211</b>	<b>-</b>	<b>97</b>
Makedonci	2423	2419	2098	210	-	97
Al banci	3	3	3	-	-	-
Turci	-	-	-	-	-	-
Romi	-	-	-	-	-	-
VI asi	1	1	-	1	-	-
Srbi	3	3	3	-	-	-
Bo{ waci	-	-	-	-	-	-
Ostanati	7	7	7	-	-	-

Tabela 6. Popi { ani I i ca spored i zjasnuvaweto za naci onal nata pri padnost i pri ~i ni te za pri sutnost-otsutnost, po pol

Table 6. Enumerated persons according to the declaration by ethnic affiliation and reasons for presence-absence, by sex

		Pri vremeno pri sutni I i ca vo mestoto na Popi s					
stranstvo	Stranci so odobreni e za prestop vo Republ i ka Makedoni ja, pri sutni edna godi na i pove}e	Od stranstvo		Od drugo mesto vo Republ i ka Makedoni ja			
Drugi otsutni vo stranstvo		Stranci so odobreni e za prestop vo Republ i ka Makedoni ja, pri sutni pomal ku od edna godi na	Begal ci , humani tar no zgri ` eni I i ca i dr.	Zaradi rabota, { kol uvawe i sl .	Prisi l no rasel eni I i ca		
		Temporarily present persons in the Census place					
abroad	Foreigners with residence permit in the Republic of Macedonia, present more than one year	From abroad		From other place of the Republic of Macedonia			
Other absent abroad		Foreigners with residence permit in the Republic of Macedonia, present less than one year	Refugees, persons under humanitarian care etc.	In order to work, attending school etc.	Forced migrated persons		
29	32	6	44	4	-	<b>Brvenica</b>	
9	3	4	1	4	-	Macedonians	
19	20	2	42	-	-	Albanians	
-	-	-	-	-	-	Turks	
-	-	-	-	-	-	Rhomas	
-	-	-	-	-	-	Vlachs	
-	5	-	-	-	-	Serbs	
-	-	-	-	-	-	Bosniacs	
1	4	-	1	-	-	Others	
56	25	4	20	22	-	<b>Valandovo</b>	
42	1	-	-	22	-	Macedonians	
-	-	1	4	-	-	Albanians	
11	1	-	4	-	-	Turks	
-	1	-	1	-	-	Rhomas	
-	-	-	-	-	-	Vlachs	
2	18	-	10	-	-	Serbs	
-	1	-	-	-	-	Bosniacs	
1	3	3	1	-	-	Others	
52	10	2	13	11	-	<b>Vasilevo</b>	
49	6	-	1	11	-	Macedonians	
-	-	-	-	-	-	Albanians	
-	1	-	12	-	-	Turks	
-	-	-	-	-	-	Rhomas	
-	-	-	-	-	-	Vlachs	
-	-	1	-	-	-	Serbs	
-	-	-	-	-	-	Bosniacs	
3	3	1	-	-	-	Others	
14	-	-	-	4	-	<b>Vev-ani</b>	
14	-	-	-	4	-	Macedonians	
-	-	-	-	-	-	Albanians	
-	-	-	-	-	-	Turks	
-	-	-	-	-	-	Vlachs	
-	-	-	-	-	-	Rhomas	
-	-	-	-	-	-	Serbs	
-	-	-	-	-	-	Bosniacs	
-	-	-	-	-	-	Others	

Tabela 6. Popi { ani l i ca spored i zjasnuvaweto za naci onal nata pri padnost i pri -i ni te za pri sutnost-otsutnost, po pol  
Table 6. Enumerated persons according to the declaration by ethnic affiliation and reasons for presence-absence, by sex

	Popi { ani l i ca	Vkupno nasel eni e				
		Vkupno	Pri sutni vo mestoto na voobi -aeno i veewe	Otsutni vo drugo mesto vo Republ i ka Makedoni ja		Otsutni vo
				Zaradi rabota, { kol uvawe i sl .	Pri si l no rasel eni l i ca	Na rabota kaj stranski rabotodavec i l i na samostojna rabota i l i pre stoj, do edna godi na
Enumerated persons	Total	Present in the place of usual residence	Absent elsewhere in the Republic of Macedonia		Absent	
			In order to work, attending school etc.	Forced migrated persons	Working for foreign employer's or working independently or staying, up to one year	
<b>Vel es</b>	<b>57844</b>	<b>57602</b>	<b>55194</b>	<b>1719</b>	<b>9</b>	<b>373</b>
Makedonci	47000	46802	44910	1561	9	110
Al banci	4759	4742	4415	74	-	242
Turci	1729	1724	1694	19	-	1
Romi	802	800	775	17	-	7
VI asi	343	343	330	8	-	2
Srbi	547	540	506	13	-	1
Bo{ waci	2413	2406	2338	24	-	10
Ostanati	251	245	226	3	-	-
<b>Vel e{ ta</b>	<b>8170</b>	<b>8156</b>	<b>8011</b>	<b>53</b>	<b>-</b>	<b>61</b>
Makedonci	2	2	2	-	-	-
Al banci	8085	8072	7929	53	-	60
Turci	-	-	-	-	-	-
Romi	1	1	1	-	-	-
VI asi	1	1	1	-	-	-
Srbi	-	-	-	-	-	-
Bo{ waci	-	-	-	-	-	-
Ostanati	81	80	78	-	-	1
<b>Vi ni ca</b>	<b>17945</b>	<b>17914</b>	<b>16361</b>	<b>845</b>	<b>1</b>	<b>550</b>
Makedonci	16264	16245	14757	823	1	529
Al banci	-	-	-	-	-	-
Turci	272	272	259	9	-	3
Romi	1230	1230	1207	7	-	10
VI asi	121	121	106	6	-	7
Srbi	26	24	21	-	-	-
Bo{ waci	-	-	-	-	-	-
Ostanati	32	22	11	-	-	1
<b>Vi tol i { te</b>	<b>494</b>	<b>494</b>	<b>487</b>	<b>4</b>	<b>-</b>	<b>3</b>
Makedonci	491	491	484	4	-	3
Al banci	-	-	-	-	-	-
Turci	-	-	-	-	-	-
Romi	-	-	-	-	-	-
VI asi	-	-	-	-	-	-
Srbi	2	2	2	-	-	-
Bo{ waci	-	-	-	-	-	-
Ostanati	1	1	1	-	-	-

Tabela 6. Popi { ani I i ca spored i zjasnuvaweto za naci onal nata pri padnost i pri ~i ni te za pri sutnost-otsutnost, po pol

Table 6. Enumerated persons according to the declaration by ethnic affiliation and reasons for presence-absence, by sex

		Pri vremeno pri sutni I i ca vo mestoto na Popi s					
stranstvo	Stranci so odobreni e za prestop vo Republ i ka Makedoni ja, pri sutni edna godi na i pove}e	Od stranstvo		Od drugo mesto vo Republ i ka Makedoni ja			
Drugi otsutni vo stranstvo		Stranci so odobreni e za prestop vo Republ i ka Makedoni ja, pri sutni pomal ku od edna godi na	Begal ci , humani tarno zgri `eni I i ca i dr.	Zaradi rabota, { kol uvawe i sl .	Prisi l no rasel eni I i ca		
		Temporarily present persons in the Census place					
abroad	Foreigners with residence permit in the Republic of Macedonia, present more than one year	From abroad		From other place of the Republic of Macedonia			
Other absent abroad		Foreigners with residence permit in the Republic of Macedonia, present less than one year	Refugees, persons under humanitarian care etc.	In order to work, attending school etc.	Forced migrated persons		
231	76	5	39	195	3	<b>Veles</b>	
201	11	-	3	192	3	Macedonians	
5	6	3	14	-	-	Albanians	
8	2	-	4	1	-	Turks	
1	-	-	1	1	-	Rhomas	
3	-	-	-	-	-	Vlachs	
5	15	-	7	-	-	Serbs	
7	27	1	5	1	-	Bosniacs	
1	15	1	5	-	-	Others	
<b>28</b>	<b>3</b>	-	<b>14</b>	-	-	<b>Veles{ta</b>	
-	-	-	-	-	-	Macedonians	
28	2	-	13	-	-	Albanians	
-	-	-	-	-	-	Turks	
-	-	-	-	-	-	Rhomas	
-	-	-	-	-	-	Vlachs	
-	-	-	-	-	-	Serbs	
-	-	-	-	-	-	Bosniacs	
-	1	-	1	-	-	Others	
<b>144</b>	<b>13</b>	<b>8</b>	<b>4</b>	<b>13</b>	<b>6</b>	<b>Vinica</b>	
134	1	1	-	13	5	Macedonians	
-	-	-	-	-	-	Albanians	
-	1	-	-	-	-	Turks	
6	-	-	-	-	-	Vlachs	
2	-	-	-	-	-	Rhomas	
1	2	1	-	-	1	Serbs	
-	-	-	-	-	-	Bosniacs	
1	9	6	4	-	-	Others	
-	-	-	-	-	-	<b>Vitoli{ta</b>	
-	-	-	-	-	-	Macedonians	
-	-	-	-	-	-	Albanians	
-	-	-	-	-	-	Turks	
-	-	-	-	-	-	Rhomas	
-	-	-	-	-	-	Vlachs	
-	-	-	-	-	-	Serbs	
-	-	-	-	-	-	Bosniacs	
-	-	-	-	-	-	Others	

Tabela 6. Popi { ani l i ca spored i zjasnuvaweto za naci onal nata pri padnost i pri -i ni te za pri sutnost-otsutnost, po pol

Table 6. Enumerated persons according to the declaration by ethnic affiliation and reasons for presence-absence, by sex

	Vкупno nasel eni e					
	Popi { ani l i ca	Vкупno	Pri sutni vo mestoto na voobi -aeno ` i veewe	Otsutni vo drugo mesto vo Republ i ka Makedoni ja		Otsutni vo
				Zaradi rabota, { kol uvawe i sl .	Pri si l no rasel eni l i ca	Na rabota kaj stranski rabotodavec i l i na samostojna rabota i l i prestop, do edna godi na
Enumerated persons	Total	Present in the place of usual residence	Absent elsewhere in the Republic of Macedonia		Absent	
			In order to work, attending school etc.	Forced migrated persons	Working for foreign employer's or working independently or staying, up to one year	
<b>Vrane{ ti ca</b>	<b>1322</b>	<b>1322</b>	<b>1272</b>	<b>32</b>	-	<b>8</b>
Makedonci	1033	1033	988	31	-	6
Al banci	10	10	10	-	-	-
Turci	276	276	271	1	-	2
Romi	-	-	-	-	-	-
VI asi	-	-	-	-	-	-
Srbi	2	2	2	-	-	-
Bo{ waci	-	-	-	-	-	-
Ostanati	1	1	1	-	-	-
<b>Vrap-i { te</b>	<b>8599</b>	<b>8586</b>	<b>8252</b>	<b>61</b>	<b>1</b>	<b>218</b>
Makedonci	1025	1025	1003	21	-	-
Al banci	4398	4391	4202	27	-	130
Turci	3136	3132	3009	13	1	88
Romi	-	-	-	-	-	-
VI asi	-	-	-	-	-	-
Srbi	3	3	3	-	-	-
Bo{ waci	1	1	1	-	-	-
Ostanati	36	34	34	-	-	-
<b>Vratni ca</b>	<b>3566</b>	<b>3563</b>	<b>3164</b>	<b>39</b>	<b>4</b>	<b>268</b>
Makedonci	1337	1335	1277	32	4	2
Al banci	2179	2178	1843	6	-	266
Turci	-	-	-	-	-	-
Romi	-	-	-	-	-	-
VI asi	-	-	-	-	-	-
Srbi	40	40	37	1	-	-
Bo{ waci	1	1	-	-	-	-
Ostanati	9	9	7	-	-	-
<b>Vrutok</b>	<b>6010</b>	<b>5999</b>	<b>5696</b>	<b>44</b>	<b>1</b>	<b>211</b>
Makedonci	809	808	780	26	-	-
Al banci	4502	4493	4229	13	1	208
Turci	660	659	651	5	-	3
Romi	9	9	9	-	-	-
VI asi	-	-	-	-	-	-
Srbi	5	5	4	-	-	-
Bo{ waci	-	-	-	-	-	-
Ostanati	25	25	23	-	-	-



Tabela 6. Popi { ani I i ca spored i zjasnuvaweto za naci onal nata pri padnost i pri ~i ni te za pri sutnost-otsutnost, po pol

Table 6. Enumerated persons according to the declaration by ethnic affiliation and reasons for presence-absence, by sex

		Pri vremeno pri sutni I i ca vo mestoto na Popi s				
stranstvo	Stranci so odobreni e za prestop vo Republ i ka Makedoni ja, pri sutni edna godi na i pove}e	Od stranstvo		Od drugo mesto vo Republ i ka Makedoni ja		
Drugi otsutni vo stranstvo		Stranci so odobreni e za prestop vo Republ i ka Makedoni ja, pri sutni pomal ku od edna godi na	Begal ci , humani tar no zgri ` eni I i ca i dr.	Zaradi rabota, { kol uvawe i sl .	Prisi l no rasel eni I i ca	
		Temporarily present persons in the Census place				
abroad	Foreigners with residence permit in the Republic of Macedonia, present more than one year	From abroad		From other place of the Republic of Macedonia		
Other absent abroad		Foreigners with residence permit in the Republic of Macedonia, present less than one year	Refugees, persons under humanitarian care etc.	In order to work, attending school etc.	Forced migrated persons	
8	2	-	-	-	-	<b>Vrane{tica</b>
8	-	-	-	-	-	Macedonians
-	-	-	-	-	-	Albanians
-	2	-	-	-	-	Turks
-	-	-	-	-	-	Rhomas
-	-	-	-	-	-	Vlachs
-	-	-	-	-	-	Serbs
-	-	-	-	-	-	Others
-	-	-	-	-	-	Bosniacs
32	22	-	13	-	-	<b>Vrap-i{te</b>
-	1	-	-	-	-	Macedonians
13	19	-	7	-	-	Albanians
19	2	-	4	-	-	Turks
-	-	-	-	-	-	Rhomas
-	-	-	-	-	-	Vlachs
-	-	-	-	-	-	Serbs
-	-	-	-	-	-	Bosniacs
-	-	-	2	-	-	Others
58	30	-	2	1	-	<b>Vratnica</b>
13	7	-	1	1	-	Macedonians
45	18	-	1	-	-	Albanians
-	-	-	-	-	-	Turks
-	-	-	-	-	-	Rhomas
-	-	-	-	-	-	Vlachs
-	2	-	-	-	-	Serbs
-	1	-	-	-	-	Bosniacs
-	2	-	-	-	-	Others
36	11	-	8	3	-	<b>Vrutok</b>
2	-	-	-	1	-	Macedonians
34	8	-	7	2	-	Albanians
-	-	-	1	-	-	Turks
-	-	-	-	-	-	Rhomas
-	-	-	-	-	-	Vlachs
-	1	-	-	-	-	Serbs
-	-	-	-	-	-	Bosniacs
-	2	-	-	-	-	Others

Tabela 6. Popi { ani l i ca spored i zjasnuvaweto za naci onal nata pri padnost i pri -i ni te za pri sutnost-otsutnost, po pol  
Table 6. Enumerated persons according to the declaration by ethnic affiliation and reasons for presence-absence, by sex

	Popi { ani l i ca	Vkupno nasel eni e				
		Vkupno	Pri sutni vo mestoto na voobi -aeno i veewe	Otsutni vo drugo mesto vo Republ i ka Makedoni ja		Otsutni vo
				Zaradi rabota, { kol uvawe i sl .	Pri si l no rasel eni l i ca	Na rabota kaj stranski rabotodavec i l i na samostojna rabota i l i pre stoj, do edna godi na
Enumerated persons	Total	Present in the place of usual residence	Absent elsewhere in the Republic of Macedonia		Absent	
			In order to work, attending school etc.	Forced migrated persons	Working for foreign employer's or working independently or staying, up to one year	
<b>Gevgel i ja</b>	<b>20433</b>	<b>20362</b>	<b>19217</b>	<b>936</b>	<b>2</b>	<b>43</b>
Makedonci	19712	19654	18568	913	2	41
Al banci	8	8	8	-	-	-
Turci	34	31	31	-	-	-
Romi	18	13	12	-	-	-
VI asi	214	214	206	7	-	-
Srbi	353	349	317	14	-	-
Bo{ waci	4	4	4	-	-	-
Ostanati	90	89	71	2	-	2
<b>Gosti var</b>	<b>49657</b>	<b>49545</b>	<b>46019</b>	<b>838</b>	<b>3</b>	<b>2274</b>
Makedonci	13176	13149	12534	523	2	31
Al banci	29296	29236	26511	279	1	2177
Turci	4572	4564	4488	13	-	30
Romi	1917	1904	1854	9	-	27
VI asi	15	15	13	2	-	-
Srbi	151	149	133	9	-	-
Bo{ waci	37	37	33	-	-	-
Ostanati	493	491	453	3	-	9
<b>Gradsko</b>	<b>3775</b>	<b>3760</b>	<b>3562</b>	<b>129</b>	<b>4</b>	<b>13</b>
Makedonci	2924	2924	2799	116	4	1
Al banci	125	125	114	-	-	-
Turci	72	71	68	3	-	-
Romi	136	127	119	3	-	-
VI asi	-	-	-	-	-	-
Srbi	23	23	22	-	-	-
Bo{ waci	470	465	418	7	-	12
Ostanati	25	25	22	-	-	-
<b>Debar</b>	<b>17974</b>	<b>17952</b>	<b>17170</b>	<b>298</b>	<b>13</b>	<b>360</b>
Makedonci	2493	2488	2264	111	1	102
Al banci	11378	11364	11022	144	6	138
Turci	2514	2511	2349	24	1	96
Romi	1079	1079	1062	6	5	4
VI asi	2	2	2	-	-	-
Srbi	22	22	20	1	-	-
Bo{ waci	2	2	1	-	-	-
Ostanati	484	484	450	12	-	20

Tabela 6. Popi { ani I i ca spored i zjasnuvaweto za naci onal nata pri padnost i pri ~i ni te za pri sutnost-otsutnost, po pol

Table 6. Enumerated persons according to the declaration by ethnic affiliation and reasons for presence-absence, by sex

		Pri vremeno pri sutni I i ca vo mestoto na Popi s					
stranstvo	Stranci so odobreni e za prestop vo Republ i ka Makedoni ja, pri sutni edna godi na i pove}e	Od stranstvo		Od drugo mesto vo Republ i ka Makedoni ja			
Drugi otsutni vo stranstvo		Stranci so odobreni e za prestop vo Republ i ka Makedoni ja, pri sutni pomal ku od edna godi na	Begal ci , humani tar no zgri ` eni I i ca i dr.	Zaradi rabota, { kol uvawe i sl .	Prisi l no rasel eni I i ca		
		Temporarily present persons in the Census place					
abroad	Foreigners with residence permit in the Republic of Macedonia, present more than one year	From abroad		From other place of the Republic of Macedonia			
Other absent abroad		Foreigners with residence permit in the Republic of Macedonia, present less than one year	Refugees, persons under humanitarian care etc.	In order to work, attending school etc.	Forced migrated persons		
130	34	6	3	60	2	<b>Gevgelija</b>	
124	6	3	2	51	2	Macedonians	
-	-	-	-	-	-	Albanians	
-	-	-	-	3	-	Turks	
-	1	-	-	5	-	Rhomas	
1	-	-	-	-	-	Vlachs	
4	14	2	1	1	-	Serbs	
-	-	-	-	-	-	Bosniacs	
1	13	1	-	-	-	Others	
<b>293</b>	<b>118</b>	<b>3</b>	<b>76</b>	<b>27</b>	<b>6</b>	<b>Gostivar</b>	
59	-	-	3	23	1	Macedonians	
191	77	2	56	2	-	Albanians	
27	6	-	8	-	-	Turks	
11	3	1	5	2	5	Rhomas	
-	-	-	-	-	-	Vlachs	
2	5	-	2	-	-	Serbs	
-	4	-	-	-	-	Bosniacs	
3	23	-	2	-	-	Others	
<b>22</b>	<b>30</b>	<b>5</b>	<b>10</b>	-	-	<b>Gradsko</b>	
1	3	-	-	-	-	Macedonians	
2	9	-	-	-	-	Albanians	
-	-	-	1	-	-	Turks	
-	5	-	9	-	-	Rhomas	
-	-	-	-	-	-	Vlachs	
-	1	-	-	-	-	Serbs	
19	9	5	-	-	-	Bosniacs	
-	3	-	-	-	-	Others	
<b>96</b>	<b>15</b>	<b>4</b>	<b>14</b>	<b>4</b>	-	<b>Debar</b>	
8	2	1	-	4	-	Macedonians	
46	8	3	11	-	-	Albanians	
39	2	-	3	-	-	Turks	
-	2	-	-	-	-	Rhomas	
-	-	-	-	-	-	Vlachs	
1	-	-	-	-	-	Serbs	
-	1	-	-	-	-	Bosniacs	
2	-	-	-	-	-	Others	

Tabela 6. Popi { ani l i ca spored i zjasnuvaweto za naci onal nata pri padnost i pri -i ni te za pri sutnost-otsutnost, po pol

Table 6. Enumerated persons according to the declaration by ethnic affiliation and reasons for presence-absence, by sex

	Popi { ani l i ca	Vkupno nasel eni e				
		Vkupno	Pri sutni vo mestoto na voobi -aeno ` i veewe	Otsutni vo drugo mesto vo Republ i ka Makedoni ja		Otsutni vo
				Zaradi rabota, { kol uvawe i sl .	Pri si l no rasel eni l i ca	Na rabota kaj stranski rabotodavec i l i na samostojna rabota i l i prestoj, do edna godi na
Enumerated persons	Total	Present in the place of usual residence	Absent elsewhere in the Republic of Macedonia		Absent	
			In order to work, attending school etc.	Forced migrated persons	Working for foreign employer's or working independently or staying, up to one year	
			<b>Del ogo` di</b>	<b>7903</b>	<b>7884</b>	<b>7765</b>
Makedonci	3	3	3	-	-	-
Al banci	7714	7698	7580	72	1	27
Turci	2	2	2	-	-	-
Romi	-	-	-	-	-	-
VI asi	-	-	-	-	-	-
Srbi	2	2	2	-	-	-
Bo{ waci	-	-	-	-	-	-
Ostanati	182	179	178	-	-	-
<b>Del -evo</b>	<b>17520</b>	<b>17505</b>	<b>15978</b>	<b>1167</b>	<b>1</b>	<b>187</b>
Makedonci	16648	16637	15168	1139	1	184
Al banci	7	7	4	-	-	-
Turci	123	122	110	7	-	-
Romi	651	651	626	15	-	2
VI asi	4	4	2	1	-	-
Srbi	37	35	28	2	-	-
Bo{ waci	-	-	-	-	-	-
Ostanati	50	49	40	3	-	1
<b>Demi r Kapi ja</b>	<b>4558</b>	<b>4545</b>	<b>4270</b>	<b>244</b>	<b>1</b>	<b>1</b>
Makedonci	4009	3997	3759	223	1	1
Al banci	23	23	23	-	-	-
Turci	345	344	329	14	-	-
Romi	16	16	16	-	-	-
VI asi	-	-	-	-	-	-
Srbi	132	132	117	7	-	-
Bo{ waci	1	1	-	-	-	-
Ostanati	32	32	26	-	-	-
<b>Demi r Hi sar</b>	<b>7189</b>	<b>7178</b>	<b>6952</b>	<b>183</b>	-	<b>22</b>
Makedonci	6878	6868	6644	183	-	22
Al banci	233	232	232	-	-	-
Turci	35	35	35	-	-	-
Romi	11	11	11	-	-	-
VI asi	7	7	7	-	-	-
Srbi	9	9	9	-	-	-
Bo{ waci	2	2	2	-	-	-
Ostanati	14	14	12	-	-	-

Tabela 6. Popi { ani I i ca spored i zjasnuvaweto za naci onal nata pri padnost i pri ~i ni te za pri sutnost-otsutnost, po pol

Table 6. Enumerated persons according to the declaration by ethnic affiliation and reasons for presence-absence, by sex

		Pri vremeno pri sutni I i ca vo mestoto na Popi s				
stranstvo	Stranci so odobreni e za prestop vo Republ i ka Makedoni ja, pri sutni edna godi na i pove}e	Od stranstvo		Od drugo mesto vo Republ i ka Makedoni ja		
Drugi otsutni vo stranstvo		Stranci so odobreni e za prestop vo Republ i ka Makedoni ja, pri sutni pomal ku od edna godi na	Begal ci , humani tar no zgri ` eni I i ca i dr.	Zaradi rabota, { kol uvawe i sl .	Prisi l no rasel eni I i ca	
		Temporarily present persons in the Census place				
abroad	Foreigners with residence permit in the Republic of Macedonia, present more than one year	From abroad		From other place of the Republic of Macedonia		
Other absent abroad		Foreigners with residence permit in the Republic of Macedonia, present less than one year	Refugees, persons under humanitarian care etc.	In order to work, attending school etc.	Forced migrated persons	
11	8	-	16	3	-	<b>Delogo` di</b>
-	-	-	-	-	-	Macedonians
11	7	-	13	3	-	Albanians
-	-	-	-	-	-	Turks
-	-	-	-	-	-	Rhomas
-	-	-	-	-	-	Vlachs
-	-	-	-	-	-	Serbs
-	-	-	-	-	-	Bosniacs
-	1	-	3	-	-	Others
153	19	2	3	10	-	<b>Del-evo</b>
140	5	-	1	10	-	Macedonians
3	-	-	-	-	-	Albanians
5	-	-	1	-	-	Turks
3	5	-	-	-	-	Rhomas
1	-	-	-	-	-	Vlachs
-	5	2	-	-	-	Serbs
-	-	-	-	-	-	Bosniacs
1	4	-	1	-	-	Others
9	20	-	-	13	-	<b>Demir Kapija</b>
7	6	-	-	12	-	Macedonians
-	-	-	-	-	-	Albanians
1	-	-	-	1	-	Turks
-	-	-	-	-	-	Rhomas
-	-	-	-	-	-	Vlachs
1	7	-	-	-	-	Serbs
-	1	-	-	-	-	Bosniacs
-	6	-	-	-	-	Others
17	4	1	-	6	4	<b>Demir Hisar</b>
17	2	-	-	6	4	Macedonians
-	-	1	-	-	-	Albanians
-	-	-	-	-	-	Turks
-	-	-	-	-	-	Rhomas
-	-	-	-	-	-	Vlachs
-	-	-	-	-	-	Serbs
-	-	-	-	-	-	Bosniacs
-	2	-	-	-	-	Others

Tabela 6. Popi { ani l i ca spored i zjasnuvaweto za naci onal nata pri padnost i pri ~ i ni te za pri sutnost-otsutnost, po pol  
Table 6. Enumerated persons according to the declaration by ethnic affiliation and reasons for presence-absence, by sex

	Popi { ani l i ca	Vkupno nasel eni e				
		Vkupno	Pri sutni vo mestoto na voobi ~ aeno ~ i veewe	Otsutni vo drugo mesto vo Republ i ka Makedoni ja		Otsutni vo
				Zaradi rabota, { kol uvawe i sl .	Pri si l no rasel eni l i ca	Na rabota kaj stranski rabotodavec i l i na samostojna rabota i l i pre stoj, do edna godi na
Enumerated persons	Total	Present in the place of usual residence	Absent elsewhere in the Republic of Macedonia		Absent	
			In order to work, attending school etc.	Forced migrated persons	Working for foreign employer's or working independently or staying, up to one year	
<b>Dobru{ evo</b>	<b>2175</b>	<b>2174</b>	<b>2117</b>	<b>46</b>	-	-
Makedonci	1950	1950	1903	40	-	-
Al banci	4	4	3	-	-	-
Turci	217	216	208	6	-	-
Romi	-	-	-	-	-	-
VI asi	-	-	-	-	-	-
Srbi	1	1	1	-	-	-
Bo{ waci	-	-	-	-	-	-
Ostanati	3	3	2	-	-	-
<b>Dol na Bawi ca</b>	<b>9481</b>	<b>9467</b>	<b>9250</b>	<b>58</b>	-	<b>118</b>
Makedonci	1567	1567	1488	29	-	45
Al banci	4753	4743	4667	7	-	49
Turci	2771	2767	2711	21	-	24
Romi	324	324	321	-	-	-
VI asi	-	-	-	-	-	-
Srbi	5	5	3	1	-	-
Bo{ waci	-	-	-	-	-	-
Ostanati	61	61	60	-	-	-
<b>Dol neni</b>	<b>11672</b>	<b>11583</b>	<b>11211</b>	<b>239</b>	<b>5</b>	<b>30</b>
Makedonci	4916	4840	4650	161	2	13
Al banci	2463	2458	2376	41	-	7
Turci	2582	2580	2550	12	1	6
Romi	7	7	7	-	-	-
VI asi	-	-	-	-	-	-
Srbi	11	11	8	-	-	-
Bo{ waci	1637	1633	1571	24	2	4
Ostanati	56	54	49	1	-	-
<b>Drugovo</b>	<b>3255</b>	<b>3249</b>	<b>3130</b>	<b>96</b>	-	<b>7</b>
Makedonci	2789	2784	2681	91	-	2
Al banci	155	155	143	5	-	5
Turci	292	292	292	-	-	-
Romi	1	1	1	-	-	-
VI asi	-	-	-	-	-	-
Srbi	9	8	6	-	-	-
Bo{ waci	-	-	-	-	-	-
Ostanati	9	9	7	-	-	-

Tabela 6. Popi { ani I i ca spored i zjasnuvaweto za naci onal nata pri padnost i pri ~i ni te za pri sutnost-otsutnost, po pol

Table 6. Enumerated persons according to the declaration by ethnic affiliation and reasons for presence-absence, by sex

		Pri vremeno pri sutni I i ca vo mestoto na Popi s					
stranstvo	Stranci so odobreni e za prestop vo Republ i ka Makedoni ja, pri sutni edna godi na i pove}e	Od stranstvo		Od drugo mesto vo Republ i ka Makedoni ja			
Drugi otsutni vo stranstvo		Stranci so odobreni e za prestop vo Republ i ka Makedoni ja, pri sutni pomal ku od edna godi na	Begal ci , humani tar no zgri ` eni I i ca i dr.	Zaradi rabota, { kol uvawe i sl .	Prisi l no rasel eni I i ca		
		Temporarily present persons in the Census place					
abroad	Foreigners with residence permit in the Republic of Macedonia, present more than one year	From abroad		From other place of the Republic of Macedonia			
Other absent abroad		Foreigners with residence permit in the Republic of Macedonia, present less than one year	Refugees, persons under humanitarian care etc.	In order to work, attending school etc.	Forced migrated persons		
6	5	-	1	-	-	<b>Dobru {evo</b>	
5	2	-	-	-	-	Macedonians	
-	1	-	-	-	-	Albanians	
1	1	-	1	-	-	Turks	
-	-	-	-	-	-	Rhomas	
-	-	-	-	-	-	Vlachs	
-	-	-	-	-	-	Serbs	
-	-	-	-	-	-	Bosniacs	
-	1	-	-	-	-	Others	
<b>15</b>	<b>26</b>	-	<b>14</b>	-	-	<b>Dolna Banjica</b>	
3	2	-	-	-	-	Macedonians	
2	18	-	10	-	-	Albanians	
9	2	-	4	-	-	Turks	
1	2	-	-	-	-	Rhomas	
-	-	-	-	-	-	Vlachs	
-	1	-	-	-	-	Serbs	
-	-	-	-	-	-	Bosniacs	
-	1	-	-	-	-	Others	
<b>17</b>	<b>81</b>	<b>6</b>	<b>7</b>	<b>74</b>	<b>2</b>	<b>Dolneni</b>	
8	6	1	-	73	2	Macedonians	
1	33	2	3	-	-	Albanians	
3	8	1	-	1	-	Turks	
-	-	-	-	-	-	Rhomas	
-	-	-	-	-	-	Vlachs	
-	3	-	-	-	-	Serbs	
4	28	2	2	-	-	Bosniacs	
1	3	-	2	-	-	Others	
<b>12</b>	<b>4</b>	<b>1</b>	-	<b>5</b>	-	<b>Drugovo</b>	
10	-	-	-	5	-	Macedonians	
2	-	-	-	-	-	Albanians	
-	-	-	-	-	-	Turks	
-	-	-	-	-	-	Rhomas	
-	-	-	-	-	-	Vlachs	
-	2	1	-	-	-	Serbs	
-	-	-	-	-	-	Bosniacs	
-	2	-	-	-	-	Others	

Tabela 6. Popi { ani l i ca spored i zjasnuvaweto za naci onal nata pri padnost i pri -i ni te za pri sutnost-otsutnost, po pol  
Table 6. Enumerated persons according to the declaration by ethnic affiliation and reasons for presence-absence, by sex

	Popi { ani l i ca	Vкупно nasel eni e				
		Vкупno	Pri sutni vo mestoto na voobi -aeno ` i veewe	Otsutni vo drugo mesto vo Republ i ka Makedoni ja		Otsutni vo
				Zaradi rabota, { kol uvawe i sl .	Pri si l no rasel eni l i ca	Na rabota kaj stranski rabotodavec i l i na samostojna rabota i l i pre stoj, do edna godi na
Enumerated persons	Total	Present in the place of usual residence	Absent elsewhere in the Republic of Macedonia		Absent	
			In order to work, attending school etc.	Forced migrated persons	Working for foreign employer's or working independently or staying, up to one year	
<b>@el i no</b>	<b>24507</b>	<b>24390</b>	<b>22347</b>	<b>24</b>	<b>2</b>	<b>1874</b>
Makedonci	71	71	69	1	-	1
Al banci	24305	24195	22173	23	2	1862
Turci	2	2	2	-	-	-
Romi	-	-	-	-	-	-
VI asi	-	-	-	-	-	-
Srbi	1	1	-	-	-	-
Bo{ waci	5	5	2	-	-	-
Ostanati	123	116	101	-	-	11
<b>@i to{ e</b>	<b>2130</b>	<b>2128</b>	<b>2028</b>	<b>66</b>	<b>-</b>	<b>19</b>
Makedonci	174	174	171	3	-	-
Al banci	1159	1158	1114	36	-	6
Turci	17	17	17	-	-	-
Romi	6	6	6	-	-	-
VI asi	-	-	-	-	-	-
Srbi	5	5	3	2	-	-
Bo{ waci	748	747	696	25	-	13
Ostanati	21	21	21	-	-	-
<b>Zajas</b>	<b>11623</b>	<b>11605</b>	<b>10408</b>	<b>219</b>	<b>1</b>	<b>895</b>
Makedonci	211	211	188	20	-	3
Al banci	11324	11308	10142	198	1	889
Turci	-	-	-	-	-	-
Romi	-	-	-	-	-	-
VI asi	-	-	-	-	-	-
Srbi	6	6	3	-	-	1
Bo{ waci	-	-	-	-	-	-
Ostanati	82	80	75	1	-	2
<b>Zel eni kovo</b>	<b>4095</b>	<b>4077</b>	<b>4023</b>	<b>34</b>	<b>-</b>	<b>8</b>
Makedonci	2528	2522	2482	31	-	6
Al banci	1211	1206	1202	1	-	-
Turci	1	1	1	-	-	-
Romi	92	92	92	-	-	-
VI asi	1	1	1	-	-	-
Srbi	51	45	44	-	-	-
Bo{ waci	191	191	185	1	-	2
Ostanati	20	19	16	1	-	-



Tabela 6. Popi { ani I i ca spored i zjasnuvaweto za naci onal nata pri padnost i pri ~i ni te za pri sutnost-otsutnost, po pol

Table 6. Enumerated persons according to the declaration by ethnic affiliation and reasons for presence-absence, by sex

		Pri vremeno pri sutni I i ca vo mestoto na Popi s				
stranstvo	Stranci so odobreni e za prestop vo Republ i ka Makedoni ja, pri sutni edna godi na i pove}e	Od stranstvo		Od drugo mesto vo Republ i ka Makedoni ja		
Drugi otsutni vo stranstvo		Stranci so odobreni e za prestop vo Republ i ka Makedoni ja, pri sutni pomal ku od edna godi na	Begal ci , humani tar no zgri ` eni I i ca i dr.	Zaradi rabota, { kol uvawe i sl .	Prisi l no rasel eni I i ca	
		Temporarily present persons in the Census place				
abroad	Foreigners with residence permit in the Republic of Macedonia, present more than one year	From abroad		From other place of the Republic of Macedonia		
Other absent abroad		Foreigners with residence permit in the Republic of Macedonia, present less than one year	Refugees, persons under humanitarian care etc.	In order to work, attending school etc.	Forced migrated persons	
80	63	-	117	-	-	<b>@elino</b>
-	-	-	-	-	-	Macedonians
80	55	-	110	-	-	Albanians
-	-	-	-	-	-	Turks
-	-	-	-	-	-	Rhomas
-	-	-	-	-	-	Vlachs
-	1	-	-	-	-	Serbs
-	3	-	-	-	-	Bosniacs
-	4	-	7	-	-	Others
13	2	-	2	-	-	<b>@ito{e</b>
-	-	-	-	-	-	Macedonians
2	-	-	1	-	-	Albanians
-	-	-	-	-	-	Turks
-	-	-	-	-	-	Rhomas
-	-	-	-	-	-	Vlachs
-	-	-	-	-	-	Serbs
11	2	-	1	-	-	Bosniacs
-	-	-	-	-	-	Others
50	32	5	13	-	-	<b>Zajas</b>
-	-	-	-	-	-	Macedonians
50	28	4	12	-	-	Albanians
-	-	-	-	-	-	Turks
-	-	-	-	-	-	Rhomas
-	-	-	-	-	-	Vlachs
-	2	-	-	-	-	Serbs
-	-	-	-	-	-	Bosniacs
-	2	1	1	-	-	Others
4	8	-	12	6	-	<b>Zelenikovo</b>
2	1	-	1	5	-	Macedonians
-	3	-	5	-	-	Albanians
-	-	-	-	-	-	Turks
-	-	-	-	-	-	Rhomas
-	-	-	-	-	-	Vlachs
-	1	-	6	-	-	Serbs
1	2	-	-	-	-	Bosniacs
1	1	-	-	1	-	Others

Tabela 6. Popi { ani l i ca spored i zjasnuvaweto za naci onal nata pri padnost i pri -i ni te za pri sutnost-otsutnost, po pol

Table 6. Enumerated persons according to the declaration by ethnic affiliation and reasons for presence-absence, by sex

	Popi { ani l i ca	Vкупно nasel eni e				
		Vкупno	Pri sutni vo mestoto na voobi -aeno ` i veewe	Otsutni vo drugo mesto vo Republ i ka Makedoni ja		Otsutni vo
				Zaradi rabota, { kol uvawe i sl .	Pri si l no rasel eni l i ca	Na rabota kaj stranski rabotodavec i l i na samostojna rabota i l i prestoj, do edna godi na
Enumerated persons	Total	Present in the place of usual residence	Absent elsewhere in the Republic of Macedonia		Absent	
			In order to work, attending school etc.	Forced migrated persons	Working for foreign employer's or working independently or staying, up to one year	
<b>Zl etovo</b>	<b>3429</b>	<b>3428</b>	<b>3167</b>	<b>238</b>	<b>1</b>	<b>2</b>
Makedonci	3411	3410	3155	238	1	2
Al banci	-	-	-	-	-	-
Turci	-	-	-	-	-	-
Romi	-	-	-	-	-	-
VI asi	10	10	10	-	-	-
Srbi	4	4	1	-	-	-
Bo{ waci	-	-	-	-	-	-
Ostanati	4	4	1	-	-	-
<b>Zrnovci</b>	<b>3268</b>	<b>3264</b>	<b>2920</b>	<b>70</b>	-	<b>252</b>
Makedonci	3251	3247	2903	70	-	252
Al banci	-	-	-	-	-	-
Turci	-	-	-	-	-	-
Romi	-	-	-	-	-	-
VI asi	13	13	13	-	-	-
Srbi	2	2	2	-	-	-
Bo{ waci	-	-	-	-	-	-
Ostanati	2	2	2	-	-	-
<b>I zvor</b>	<b>1051</b>	<b>1049</b>	<b>969</b>	<b>70</b>	-	<b>8</b>
Makedonci	1043	1041	962	70	-	8
Al banci	-	-	-	-	-	-
Turci	-	-	-	-	-	-
Romi	-	-	-	-	-	-
VI asi	-	-	-	-	-	-
Srbi	5	5	5	-	-	-
Bo{ waci	-	-	-	-	-	-
Ostanati	3	3	2	-	-	-
<b>I l i inden</b>	<b>15945</b>	<b>15894</b>	<b>15560</b>	<b>191</b>	<b>1</b>	<b>27</b>
Makedonci	13981	13959	13717	165	1	24
Al banci	354	352	341	3	-	2
Turci	17	17	16	-	-	-
Romi	446	428	416	2	-	-
VI asi	1	1	1	-	-	-
Srbi	918	912	878	15	-	1
Bo{ waci	-	-	-	-	-	-
Ostanati	228	225	191	6	-	-

Tabela 6. Popi { ani I i ca spored i zjasnuvaweto za naci onal nata pri padnost i pri ~i ni te za pri sutnost-otsutnost, po pol

Table 6. Enumerated persons according to the declaration by ethnic affiliation and reasons for presence-absence, by sex

		Pri vremeno pri sutni I i ca vo mestoto na Popi s				
stranstvo	Stranci so odobreni e za prestop vo Republ i ka Makedoni ja, pri sutni edna godi na i pove}e	Od stranstvo		Od drugo mesto vo Republ i ka Makedoni ja		
Drugi otsutni vo stranstvo		Stranci so odobreni e za prestop vo Republ i ka Makedoni ja, pri sutni pomal ku od edna godi na	Begal ci , humani tar no zgri ` eni I i ca i dr.	Zaradi rabota, { kol uvawe i sl .	Prisi l no rasel eni I i ca	
		Temporarily present persons in the Census place				
abroad	Foreigners with residence permit in the Republic of Macedonia, present more than one year	From abroad		From other place of the Republic of Macedonia		
Other absent abroad		Foreigners with residence permit in the Republic of Macedonia, present less than one year	Refugees, persons under humanitarian care etc.	In order to work, attending school etc.	Forced migrated persons	
9	11	-	-	1	-	<b>Zletovo</b>
9	5	-	-	1	-	Macedonians
-	-	-	-	-	-	Albanians
-	-	-	-	-	-	Turks
-	-	-	-	-	-	Rhomas
-	-	-	-	-	-	Vlachs
-	3	-	-	-	-	Serbs
-	-	-	-	-	-	Bosniacs
-	3	-	-	-	-	Others
22	-	-	-	4	-	<b>Zrnovci</b>
22	-	-	-	4	-	Macedonians
-	-	-	-	-	-	Albanians
-	-	-	-	-	-	Turks
-	-	-	-	-	-	Rhomas
-	-	-	-	-	-	Vlachs
-	-	-	-	-	-	Serbs
-	-	-	-	-	-	Bosniacs
-	-	-	-	-	-	Others
1	1	-	-	2	-	<b>Izvor</b>
1	-	-	-	2	-	Macedonians
-	-	-	-	-	-	Albanians
-	-	-	-	-	-	Turks
-	-	-	-	-	-	Rhomas
-	-	-	-	-	-	Vlachs
-	-	-	-	-	-	Serbs
-	-	-	-	-	-	Bosniacs
-	1	-	-	-	-	Others
42	73	7	23	13	8	<b>Ilinden</b>
40	12	-	1	13	8	Macedonians
-	6	-	2	-	-	Albanians
-	1	-	-	-	-	Turks
1	9	-	18	-	-	Rhomas
-	-	-	-	-	-	Vlachs
-	18	4	2	-	-	Serbs
-	-	-	-	-	-	Bosniacs
1	27	3	-	-	-	Others

Tabela 6. Popi { ani l i ca spored i zjasnuvaweto za naci onal nata pri padnost i pri -i ni te za pri sutnost-otsutnost, po pol

Table 6. Enumerated persons according to the declaration by ethnic affiliation and reasons for presence-absence, by sex

	Popi { ani l i ca	Vkupno nasel eni e				
		Vkupno	Pri sutni vo mestoto na voobi -aeno i veewe	Otsutni vo drugo mesto vo Republ i ka Makedoni ja		Otsutni vo
				Zaradi rabota, { kol uvawe i sl .	Pri si l no rasel eni l i ca	Na rabota kaj stranski rabotodavec i l i na samostojna rabota i l i prestoj, do edna godi na
Enumerated persons	Total	Present in the place of usual residence	Absent elsewhere in the Republic of Macedonia		Absent	
			In order to work, attending school etc.	Forced migrated persons	Working for foreign employer's or working independently or staying, up to one year	
<b>Jegunovce</b>	<b>7239</b>	<b>7227</b>	<b>6938</b>	<b>194</b>	<b>17</b>	<b>51</b>
Makedonci	4636	4628	4402	183	13	17
Al banci	2467	2464	2415	8	-	32
Turci	4	4	4	-	-	-
Romi	41	41	36	-	4	-
VI asi	-	-	-	-	-	-
Srbi	69	69	65	2	-	-
Bo{ waci	-	-	-	-	-	-
Ostanati	22	21	16	1	-	2
<b>Kavadarci</b>	<b>38539</b>	<b>38391</b>	<b>36212</b>	<b>1793</b>	<b>7</b>	<b>65</b>
Makedonci	37292	37157	35050	1762	7	63
Al banci	2	2	2	-	-	-
Turci	166	164	160	4	-	-
Romi	682	679	659	12	-	-
VI asi	27	27	27	-	-	-
Srbi	216	214	192	12	-	1
Bo{ waci	7	4	4	-	-	-
Ostanati	147	144	118	3	-	1
<b>Kamewane</b>	<b>14468</b>	<b>14442</b>	<b>13550</b>	<b>41</b>	<b>5</b>	<b>754</b>
Makedonci	32	32	27	1	4	-
Al banci	13190	13165	12298	25	1	753
Turci	1179	1179	1161	15	-	1
Romi	-	-	-	-	-	-
VI asi	-	-	-	-	-	-
Srbi	-	-	-	-	-	-
Bo{ waci	9	9	8	-	-	-
Ostanati	58	57	56	-	-	-
<b>Karbi nci</b>	<b>4015</b>	<b>4012</b>	<b>3921</b>	<b>74</b>	<b>-</b>	<b>3</b>
Makedonci	3202	3200	3138	55	-	3
Al banci	-	-	-	-	-	-
Turci	728	728	702	18	-	-
Romi	2	2	2	-	-	-
VI asi	54	54	53	1	-	-
Srbi	13	12	10	-	-	-
Bo{ waci	-	-	-	-	-	-
Ostanati	16	16	16	-	-	-

Tabela 6. Popi { ani I i ca spored i zjasnuvaweto za naci onal nata pri padnost i pri ~i ni te za pri sutnost-otsutnost, po pol

Table 6. Enumerated persons according to the declaration by ethnic affiliation and reasons for presence-absence, by sex

		Pri vremeno pri sutni I i ca vo mestoto na Popi s					
stranstvo	Stranci so odobreni e za prestop vo Republ i ka Makedoni ja, pri sutni edna godi na i pove}e	Od stranstvo		Od drugo mesto vo Republ i ka Makedoni ja			
Drugi otsutni vo stranstvo		Stranci so odobreni e za prestop vo Republ i ka Makedoni ja, pri sutni pomal ku od edna godi na	Begal ci , humani tarno zgri `eni I i ca i dr.	Zaradi rabota, { kol uvawe i sl .	Prisi l no rasel eni I i ca		
		Temporarily present persons in the Census place					
abroad	Foreigners with residence permit in the Republic of Macedonia, present more than one year	From abroad		From other place of the Republic of Macedonia			
Other absent abroad		Foreigners with residence permit in the Republic of Macedonia, present less than one year	Refugees, persons under humanitarian care etc.	In order to work, attending school etc.	Forced migrated persons		
17	10	-	4	5	3	<b>Jegunovce</b>	
10	3	-	-	5	3	Macedonians	
7	2	-	3	-	-	Albanians	
-	-	-	-	-	-	Turks	
-	1	-	-	-	-	Rhomas	
-	-	-	-	-	-	Vlachs	
-	2	-	-	-	-	Serbs	
-	-	-	-	-	-	Bosniacs	
-	2	-	1	-	-	Others	
<b>275</b>	<b>39</b>	<b>3</b>	<b>8</b>	<b>137</b>	-	<b>Kavadarci</b>	
268	7	1	1	133	-	Macedonians	
-	-	-	-	-	-	Albanians	
-	-	-	-	2	-	Turks	
1	7	-	2	1	-	Rhomas	
-	-	-	-	-	-	Vlachs	
3	6	1	-	1	-	Serbs	
-	-	-	3	-	-	Bosniacs	
3	19	1	2	-	-	Others	
<b>36</b>	<b>56</b>	<b>1</b>	<b>25</b>	-	-	<b>Kamenjane</b>	
-	-	-	-	-	-	Macedonians	
36	52	1	24	-	-	Albanians	
-	2	-	-	-	-	Turks	
-	-	-	-	-	-	Rhomas	
-	-	-	-	-	-	Vlachs	
-	-	-	-	-	-	Serbs	
-	1	-	-	-	-	Bosniacs	
-	1	-	1	-	-	Others	
<b>11</b>	<b>3</b>	-	<b>1</b>	<b>2</b>	-	<b>Karbinci</b>	
3	1	-	-	2	-	Macedonians	
-	-	-	-	-	-	Albanians	
8	-	-	-	-	-	Turks	
-	-	-	-	-	-	Rhomas	
-	-	-	-	-	-	Vlachs	
-	2	-	1	-	-	Serbs	
-	-	-	-	-	-	Bosniacs	
-	-	-	-	-	-	Others	

Tabela 6. Popi { ani l i ca spored i zjasnuvaweto za naci onal nata pri padnost i pri -i ni te za pri sutnost-otsutnost, po pol

Table 6. Enumerated persons according to the declaration by ethnic affiliation and reasons for presence-absence, by sex

	Popi { ani l i ca	Vкупно nasel eni e				
		Vкупno	Pri sutni vo mestoto na voobi -aeno i veewe	Otsutni vo drugo mesto vo Republ i ka Makedoni ja		Otsutni vo
				Zaradi rabota, { kol uvawe i sl .	Pri si l no rasel eni l i ca	Na rabota kaj stranski rabotodavec i l i na samostojna rabota i l i prestoj, do edna godi na
Enumerated persons	Total	Present in the place of usual residence	Absent elsewhere in the Republic of Macedonia		Absent	
			In order to work, attending school etc.	Forced migrated persons	Working for foreign employer's or working independently or staying, up to one year	
<b>Ki -evo</b>	<b>30193</b>	<b>30138</b>	<b>28078</b>	<b>1213</b>	<b>2</b>	<b>633</b>
Makedonci	16152	16140	15016	981	2	46
Al banci	9218	9202	8427	159	-	538
Turci	2434	2430	2339	36	-	44
Romi	1643	1630	1602	20	-	2
VI asi	76	76	73	3	-	-
Srbi	92	86	74	6	-	-
Bo{ waci	7	7	4	-	-	-
Ostanati	571	567	543	8	-	3
<b>KI e-evce</b>	<b>1617</b>	<b>1609</b>	<b>1563</b>	<b>38</b>	<b>1</b>	<b>1</b>
Makedonci	1590	1583	1541	36	1	1
Al banci	-	-	-	-	-	-
Turci	-	-	-	-	-	-
Romi	-	-	-	-	-	-
VI asi	-	-	-	-	-	-
Srbi	25	24	20	2	-	-
Bo{ waci	-	-	-	-	-	-
Ostanati	2	2	2	-	-	-
<b>Kondovo</b>	<b>11284</b>	<b>11155</b>	<b>10880</b>	<b>28</b>	<b>70</b>	<b>104</b>
Makedonci	37	36	24	-	12	-
Al banci	10995	10879	10678	28	-	104
Turci	30	24	24	-	-	-
Romi	61	59	1	-	57	-
VI asi	-	-	-	-	-	-
Srbi	1	1	1	-	-	-
Bo{ waci	87	85	83	-	-	-
Ostanati	73	71	69	-	1	-
<b>Konopi { te</b>	<b>475</b>	<b>350</b>	<b>337</b>	<b>9</b>	<b>1</b>	<b>-</b>
Makedonci	406	342	331	9	1	-
Al banci	-	-	-	-	-	-
Turci	3	3	3	-	-	-
Romi	-	-	-	-	-	-
VI asi	-	-	-	-	-	-
Srbi	4	4	2	-	-	-
Bo{ waci	-	-	-	-	-	-
Ostanati	62	1	1	-	-	-

Tabela 6. Popi { ani I i ca spored i zjasnuvaweto za naci onal nata pri padnost i pri ~i ni te za pri sutnost-otsutnost, po pol

Table 6. Enumerated persons according to the declaration by ethnic affiliation and reasons for presence-absence, by sex

stranstvo	Stranci so odobreni e za prestop vo Republ i ka Makedoni ja, pri sutni edna godi na i pove}e	Pri vremeno pri sutni I i ca vo mestoto na Popi s					
		Od stranstvo		Od drugo mesto vo Republ i ka Makedoni ja			
		Stranci so odobreni e za prestop vo Republ i ka Makedoni ja, pri sutni pomal ku od edna godi na	Begal ci , humani tar no zgri ` eni I i ca i dr.	Zaradi rabota, { kol uvawe i sl .	Pri si l no rasel eni I i ca		
abroad	Foreigners with residence permit in the Republic of Macedonia, present more than one year	Temporarily present persons in the Census place					
Other absent abroad	Foreigners with residence permit in the Republic of Macedonia, present less than one year	From abroad		From other place of the Republic of Macedonia			
		Foreigners with residence permit in the Republic of Macedonia, present less than one year	Refugees, persons under humanitarian care etc.	In order to work, attending school etc.	Forced migrated persons		
166	46	7	28	20	-	<b>Ki-evo</b>	
91	4	3	-	9	-	Macedonians	
65	13	-	12	4	-	Albanians	
6	5	1	3	-	-	Turks	
2	4	-	6	7	-	Rhomas	
-	-	-	-	-	-	Vlachs	
-	6	-	6	-	-	Serbs	
1	2	-	-	-	-	Bosniacs	
1	12	3	1	-	-	Others	
4	2	-	1	7	-	<b>Kle- evce</b>	
4	-	-	-	7	-	Macedonians	
-	-	-	-	-	-	Albanians	
-	-	-	-	-	-	Turks	
-	-	-	-	-	-	Rhomas	
-	-	-	-	-	-	Vlachs	
-	2	-	1	-	-	Serbs	
-	-	-	-	-	-	Bosniacs	
-	-	-	-	-	-	Others	
29	44	2	16	111	-	<b>Kondovo</b>	
-	-	-	-	1	-	Macedonians	
29	40	2	12	102	-	Albanians	
-	-	-	-	6	-	Turks	
-	1	-	-	2	-	Rhomas	
-	-	-	-	-	-	Vlachs	
-	-	-	-	-	-	Serbs	
-	2	-	2	-	-	Bosniacs	
-	1	-	2	-	-	Others	
-	3	61	1	63	-	<b>Konopi { te</b>	
-	1	-	1	63	-	Macedonians	
-	-	-	-	-	-	Albanians	
-	-	-	-	-	-	Turks	
-	-	-	-	-	-	Rhomas	
-	-	-	-	-	-	Vlachs	
-	2	-	-	-	-	Serbs	
-	-	-	-	-	-	Bosniacs	
-	-	61	-	-	-	Others	

Tabela 6. Popi { ani l i ca spored i zjasnuvaweto za naci onal nata pri padnost i pri ~i ni te za pri sutnost-otsutnost, po pol

Table 6. Enumerated persons according to the declaration by ethnic affiliation and reasons for presence-absence, by sex

	Popi { ani l i ca	Vкупно nasel eni e				
		Vкупno	Pri sutni vo mestoto na voobi ~aeno ~ i veewe	Otsutni vo drugo mesto vo Republ i ka Makedoni ja		Otsutni vo
				Zaradi rabota, { kol uvawe i sl .	Pri si l no rasel eni l i ca	Na rabota kaj stranski rabotodavec i l i na samostojna rabota i l i prestoj, do edna godi na
Enumerated persons	Total	Present in the place of usual residence	Absent elsewhere in the Republic of Macedonia		Absent	
			In order to work, attending school etc.	Forced migrated persons	Working for foreign employer's or working independently or staying, up to one year	
<b>Kon~e</b>	<b>3536</b>	<b>3536</b>	<b>3370</b>	<b>147</b>	<b>2</b>	<b>6</b>
Makedonci	3009	3009	2867	128	2	6
Al banci	-	-	-	-	-	-
Turci	521	521	500	19	-	-
Romi	-	-	-	-	-	-
VI asi	-	-	-	-	-	-
Srbi	3	3	1	-	-	-
Bo{ waci	-	-	-	-	-	-
Ostanati	3	3	2	-	-	-
<b>KoseI</b>	<b>1370</b>	<b>1369</b>	<b>1332</b>	<b>31</b>	-	-
Makedonci	1359	1359	1325	31	-	-
Al banci	-	-	-	-	-	-
Turci	-	-	-	-	-	-
Romi	-	-	-	-	-	-
VI asi	-	-	-	-	-	-
Srbi	7	6	6	-	-	-
Bo{ waci	-	-	-	-	-	-
Ostanati	4	4	1	-	-	-
<b>Ko~ani</b>	<b>33715</b>	<b>33689</b>	<b>31793</b>	<b>1205</b>	<b>3</b>	<b>357</b>
Makedonci	31091	31077	29320	1157	3	308
Al banci	-	-	-	-	-	-
Turci	315	315	309	5	-	1
Romi	1954	1951	1866	26	-	47
VI asi	193	193	180	12	-	-
Srbi	72	65	52	3	-	1
Bo{ waci	2	2	2	-	-	-
Ostanati	88	86	64	2	-	-
<b>Kratovo</b>	<b>10509</b>	<b>10441</b>	<b>9653</b>	<b>687</b>	-	<b>38</b>
Makedonci	10295	10231	9468	681	-	38
Al banci	-	-	-	-	-	-
Turci	8	8	6	1	-	-
Romi	151	151	146	2	-	-
VI asi	1	1	1	-	-	-
Srbi	36	33	18	3	-	-
Bo{ waci	-	-	-	-	-	-
Ostanati	18	17	14	-	-	-



Tabela 6. Popi { ani I i ca spored i zjasnuvaweto za naci onal nata pri padnost i pri ~i ni te za pri sutnost-otsutnost, po pol

Table 6. Enumerated persons according to the declaration by ethnic affiliation and reasons for presence-absence, by sex

		Pri vremeno pri sutni I i ca vo mestoto na Popi s					
stranstvo		Od stranstvo		Od drugo mesto vo Republ i ka Makedoni ja			
Drugi otsutni vo stranstvo		Stranci so odobreni e za prestoj vo Republ i ka Makedoni ja, pri sutni edna godi na i pove}e	Begal ci , humani tarno zgri `eni I i ca i dr.	Zaradi rabota, { kol uvawe i sl .	Prisi l no rasel eni I i ca		
		Temporarily present persons in the Census place					
abroad		From abroad		From other place of the Republic of Macedonia			
Other absent abroad		Foreigners with residence permit in the Republic of Macedonia, present more than one year	Refugees, persons under humanitarian care etc.	In order to work, attending school etc.	Forced migrated persons		
6	5	-	-	-	-	<b>Kon-e</b>	
5	1	-	-	-	-	Macedonians	
-	-	-	-	-	-	Albanians	
1	1	-	-	-	-	Turks	
-	-	-	-	-	-	Rhomas	
-	-	-	-	-	-	Vlachs	
-	2	-	-	-	-	Serbs	
-	-	-	-	-	-	Bosniacs	
-	1	-	-	-	-	Others	
3	3	-	1	-	-	<b>Kosel</b>	
3	-	-	-	-	-	Macedonians	
-	-	-	-	-	-	Albanians	
-	-	-	-	-	-	Turks	
-	-	-	-	-	-	Rhomas	
-	-	-	-	-	-	Vlachs	
-	-	-	1	-	-	Serbs	
-	-	-	-	-	-	Bosniacs	
-	3	-	-	-	-	Others	
297	34	3	6	17	-	<b>Ko-ani</b>	
283	6	-	-	14	-	Macedonians	
-	-	-	-	-	-	Albanians	
-	-	-	-	-	-	Turks	
6	6	-	2	1	-	Rhomas	
1	-	-	-	-	-	Vlachs	
3	6	1	4	2	-	Serbs	
-	-	-	-	-	-	Bosniacs	
4	16	2	-	-	-	Others	
41	22	1	2	64	1	<b>Kratovo</b>	
38	6	-	1	62	1	Macedonians	
-	-	-	-	-	-	Albanians	
1	-	-	-	-	-	Turks	
2	1	-	-	-	-	Rhomas	
-	-	-	-	-	-	Vlachs	
-	12	1	1	1	-	Serbs	
-	-	-	-	-	-	Bosniacs	
-	3	-	-	1	-	Others	

Tabela 6. Popi { ani l i ca spored i zjasnuvaweto za naci onal nata pri padnost i pri -i ni te za pri sutnost-otsutnost, po pol

Table 6. Enumerated persons according to the declaration by ethnic affiliation and reasons for presence-absence, by sex

	Popi { ani l i ca	Vkupno nasel eni e				
		Vkupno	Pri sutni vo mestoto na voobi -aeno ` i veewe	Otsutni vo drugo mesto vo Republ i ka Makedoni ja		Otsutni vo
				Zaradi rabota, { kol uvawe i sl .	Pri si l no rasel eni l i ca	Na rabota kaj stranski rabotodavec i l i na samostojna rabota i l i pre stoj, do edna godi na
Enumerated persons	Total	Present in the place of usual residence	Absent elsewhere in the Republic of Macedonia		Absent	
			In order to work, attending school etc.	Forced migrated persons	Working for foreign employer's or working independently or staying, up to one year	
<b>Kri va Pal anka</b>	<b>20855</b>	<b>20820</b>	<b>18922</b>	<b>1553</b>	<b>3</b>	<b>101</b>
Makedonci	20029	19998	18156	1535	3	97
Al banci	-	-	-	-	-	-
Turci	2	2	2	-	-	-
Romi	668	668	646	15	-	1
VI asi	3	3	2	1	-	-
Srbi	106	103	79	1	-	3
Bo{ waci	2	2	2	-	-	-
Ostanati	45	44	35	1	-	-
<b>Kri voga{ tani</b>	<b>6019</b>	<b>6007</b>	<b>5871</b>	<b>98</b>	-	<b>21</b>
Makedonci	5995	5983	5849	98	-	21
Al banci	-	-	-	-	-	-
Turci	-	-	-	-	-	-
Romi	8	8	8	-	-	-
VI asi	-	-	-	-	-	-
Srbi	6	6	5	-	-	-
Bo{ waci	-	-	-	-	-	-
Ostanati	10	10	9	-	-	-
<b>Kru{ evo</b>	<b>9753</b>	<b>9684</b>	<b>9167</b>	<b>404</b>	<b>2</b>	<b>67</b>
Makedonci	6135	6081	5768	259	2	33
Al banci	2072	2064	1966	65	-	25
Turci	316	315	301	8	-	2
Romi	-	-	-	-	-	-
VI asi	1024	1020	943	68	-	-
Srbi	39	38	37	-	-	-
Bo{ waci	138	137	126	3	-	7
Ostanati	29	29	26	1	-	-
<b>Kukl i {</b>	<b>4457</b>	<b>4449</b>	<b>4365</b>	<b>63</b>	-	<b>15</b>
Makedonci	4239	4231	4154	58	-	15
Al banci	-	-	-	-	-	-
Turci	212	212	207	5	-	-
Romi	-	-	-	-	-	-
VI asi	-	-	-	-	-	-
Srbi	4	4	2	-	-	-
Bo{ waci	-	-	-	-	-	-
Ostanati	2	2	2	-	-	-

Tabela 6. Popi { ani I i ca spored i zjasnuvaweto za naci onal nata pri padnost i pri ~i ni te za pri sutnost-otsutnost, po pol

Table 6. Enumerated persons according to the declaration by ethnic affiliation and reasons for presence-absence, by sex

		Pri vremeno pri sutni I i ca vo mestoto na Popi s					
stranstvo	Stranci so odobreni e za prestop vo Republ i ka Makedoni ja, pri sutni edna godi na i pove}e	Od stranstvo		Od drugo mesto vo Republ i ka Makedoni ja			
Drugi otsutni vo stranstvo		Stranci so odobreni e za prestop vo Republ i ka Makedoni ja, pri sutni pomal ku od edna godi na	Begal ci , humani tar no zgri ` eni I i ca i dr.	Zaradi rabota, { kol uvawe i sl .	Prisi l no rasel eni I i ca		
		Temporarily present persons in the Census place					
abroad	Foreigners with residence permit in the Republic of Macedonia, present more than one year	From abroad		From other place of the Republic of Macedonia			
Other absent abroad		Foreigners with residence permit in the Republic of Macedonia, present less than one year	Refugees, persons under humanitarian care etc.	In order to work, attending school etc.	Forced migrated persons		
205	36	4	-	31	-	<b>Kriva Palanka</b>	
200	7	-	-	31	-	Macedonians	
-	-	-	-	-	-	Albanians	
-	-	-	-	-	-	Turks	
2	4	-	-	-	-	Rhomas	
-	-	-	-	-	-	Vlachs	
2	18	3	-	-	-	Serbs	
-	-	-	-	-	-	Bosniacs	
1	7	1	-	-	-	Others	
<b>13</b>	<b>4</b>	<b>2</b>	-	<b>10</b>	-	<b>Krivoga{tani</b>	
13	2	2	-	10	-	Macedonians	
-	-	-	-	-	-	Albanians	
-	-	-	-	-	-	Turks	
-	-	-	-	-	-	Rhomas	
-	-	-	-	-	-	Vlachs	
-	1	-	-	-	-	Serbs	
-	-	-	-	-	-	Bosniacs	
-	1	-	-	-	-	Others	
<b>32</b>	<b>12</b>	-	<b>11</b>	<b>55</b>	<b>3</b>	<b>Kru{evo</b>	
17	2	-	-	51	3	Macedonians	
2	6	-	8	-	-	Albanians	
4	-	-	1	-	-	Turks	
-	-	-	-	-	-	Rhomas	
9	-	-	-	4	-	Vlachs	
-	1	-	1	-	-	Serbs	
-	1	-	1	-	-	Bosniacs	
-	2	-	-	-	-	Others	
<b>3</b>	<b>3</b>	-	<b>3</b>	<b>5</b>	-	<b>Kukli{</b>	
3	1	-	3	5	-	Macedonians	
-	-	-	-	-	-	Albanians	
-	-	-	-	-	-	Turks	
-	-	-	-	-	-	Rhomas	
-	-	-	-	-	-	Vlachs	
-	2	-	-	-	-	Serbs	
-	-	-	-	-	-	Bosniacs	
-	-	-	-	-	-	Others	

Tabela 6. Popi { ani l i ca spored i zjasnuvaweto za naci onal nata pri padnost i pri -i ni te za pri sutnost-otsutnost, po pol  
Table 6. Enumerated persons according to the declaration by ethnic affiliation and reasons for presence-absence, by sex

	Popi { ani l i ca	Vkupno nasel eni e				
		Vkupno	Pri sutni vo mestoto na voobi -aeno ` i veewe	Otsutni vo drugo mesto vo Republ i ka Makedoni ja		Otsutni vo
				Zaradi rabota, { kol uvawe i sl .	Pri si l no rasel eni l i ca	Na rabota kaj stranski rabotodavec i l i na samostojna rabota i l i prestoj, do edna godi na
Enumerated persons	Total	Present in the place of usual residence	Absent elsewhere in the Republic of Macedonia		Absent	
			In order to work, attending school etc.	Forced migrated persons	Working for foreign employer's or working independently or staying, up to one year	
<b>Kukure~ani</b>	<b>2512</b>	<b>2511</b>	<b>2463</b>	<b>33</b>	<b>-</b>	<b>8</b>
Makedonci	2448	2447	2405	28	-	7
Al banci	44	44	38	5	-	1
Turci	1	1	1	-	-	-
Romi	14	14	14	-	-	-
VI asi	-	-	-	-	-	-
Srbi	2	2	2	-	-	-
Bo{ waci	-	-	-	-	-	-
Ostanati	3	3	3	-	-	-
<b>Kumanovo</b>	<b>104344</b>	<b>103205</b>	<b>99599</b>	<b>1562</b>	<b>28</b>	<b>987</b>
Makedonci	61760	61495	59902	1105	9	167
Al banci	27680	27290	25777	284	6	770
Turci	293	292	287	3	-	-
Romi	4320	4256	4158	30	-	14
VI asi	148	147	140	4	-	-
Srbi	9425	9035	8702	127	13	34
Bo{ waci	21	20	16	1	-	-
Ostanati	697	670	617	8	-	2
<b>Labuni { ta</b>	<b>8943</b>	<b>8935</b>	<b>8443</b>	<b>118</b>	<b>-</b>	<b>327</b>
Makedonci	1150	1149	1038	46	-	52
Al banci	4937	4935	4746	41	-	125
Turci	1622	1618	1522	14	-	74
Romi	3	3	3	-	-	-
VI asi	8	8	7	1	-	-
Srbi	1	1	1	-	-	-
Bo{ waci	72	72	67	-	-	3
Ostanati	1150	1149	1059	16	-	73
<b>Li pkovo</b>	<b>27384</b>	<b>27058</b>	<b>26005</b>	<b>222</b>	<b>660</b>	<b>34</b>
Makedonci	170	169	17	-	151	-
Al banci	26662	26360	25818	216	161	34
Turci	1	-	-	-	-	-
Romi	-	-	-	-	-	-
VI asi	1	1	1	-	-	-
Srbi	372	370	21	5	343	-
Bo{ waci	7	6	5	-	-	-
Ostanati	171	152	143	1	5	-

Tabela 6. Popi { ani I i ca spored i zjasnuvaweto za naci onal nata pri padnost i pri ~i ni te za pri sutnost-otsutnost, po pol

Table 6. Enumerated persons according to the declaration by ethnic affiliation and reasons for presence-absence, by sex

		Pri vremeno pri sutni I i ca vo mestoto na Popi s					
stranstvo	Stranci so odobreni e za prestop vo Republ i ka Makedoni ja, pri sutni edna godi na i pove}e	Od stranstvo		Od drugo mesto vo Republ i ka Makedoni ja			
Drugi otsutni vo stranstvo		Stranci so odobreni e za prestop vo Republ i ka Makedoni ja, pri sutni pomal ku od edna godi na	Begal ci , humani tar no zgri ` eni I i ca i dr.	Zaradi rabota, { kol uvawe i sl .	Prisi l no rasel eni I i ca		
		Temporarily present persons in the Census place					
abroad	Foreigners with residence permit in the Republic of Macedonia, present more than one year	From abroad		From other place of the Republic of Macedonia			
Other absent abroad		Foreigners with residence permit in the Republic of Macedonia, present less than one year	Refugees, persons under humanitarian care etc.	In order to work, attending school etc.	Forced migrated persons		
7	-	-	-	1	-	<b>Kukure-ani</b>	
7	-	-	-	1	-	Macedonians	
-	-	-	-	-	-	Albanians	
-	-	-	-	-	-	Turks	
-	-	-	-	-	-	Rhomas	
-	-	-	-	-	-	Vlachs	
-	-	-	-	-	-	Serbs	
-	-	-	-	-	-	Bosniacs	
-	-	-	-	-	-	Others	
545	484	27	342	119	651	<b>Kumanovo</b>	
286	26	-	8	106	151	Macedonians	
165	288	20	226	5	139	Albanians	
1	1	-	1	-	-	Turks	
11	43	2	62	-	-	Rhomas	
3	-	-	-	1	-	Vlachs	
71	88	1	27	6	356	Serbs	
-	3	-	1	-	-	Bosniacs	
8	35	4	17	1	5	Others	
45	2	-	4	4	-	<b>Labuni{ta</b>	
13	-	-	-	1	-	Macedonians	
23	-	-	2	-	-	Albanians	
7	1	-	1	3	-	Turks	
-	-	-	-	-	-	Rhomas	
-	-	-	-	-	-	Vlachs	
-	-	-	-	-	-	Serbs	
2	-	-	-	-	-	Bosniacs	
-	1	-	1	-	-	Others	
40	97	5	303	8	10	<b>Lipkovo</b>	
-	1	-	1	-	-	Macedonians	
39	92	5	279	8	10	Albanians	
-	-	-	1	-	-	Turks	
-	-	-	-	-	-	Rhomas	
-	-	-	-	-	-	Vlachs	
1	-	-	2	-	-	Serbs	
-	1	-	1	-	-	Bosniacs	
-	3	-	19	-	-	Others	

Tabela 6. Popi { ani l i ca spored i zjasnuvaweto za naci onal nata pri padnost i pri -i ni te za pri sutnost-otsutnost, po pol

Table 6. Enumerated persons according to the declaration by ethnic affiliation and reasons for presence-absence, by sex

	Popi { ani l i ca	Vкупно naseleni e				
		Vкупno	Pri sutni vo mestoto na voobi -aeno i veewe	Otsutni vo drugo mesto vo Republ i ka Makedoni ja		Otsutni vo
				Zaradi rabota, { kol uvawe i sl .	Pri si l no raseleni l i ca	Na rabota kaj stranski rabotodavec i l i na samostojna rabota i l i pre stoj, do edna godi na
Enumerated persons	Total	Present in the place of usual residence	Absent elsewhere in the Republic of Macedonia		Absent	
			In order to work, attending school etc.	Forced migrated persons	Working for foreign employer's or working independently or staying, up to one year	
<b>Lozovo</b>	<b>2861</b>	<b>2858</b>	<b>2659</b>	<b>162</b>	<b>1</b>	<b>2</b>
Makedonci	2472	2471	2313	142	1	1
Al banci	35	35	25	4	-	-
Turci	158	157	149	5	-	1
Romi	-	-	-	-	-	-
VI asi	122	122	115	5	-	-
Srbi	27	27	21	-	-	-
Bo{ waci	34	34	25	5	-	-
Ostanati	13	12	11	1	-	-
<b>Lukovo</b>	<b>1513</b>	<b>1509</b>	<b>1363</b>	<b>75</b>	-	<b>65</b>
Makedonci	1500	1496	1352	75	-	65
Al banci	-	-	-	-	-	-
Turci	-	-	-	-	-	-
Romi	-	-	-	-	-	-
VI asi	-	-	-	-	-	-
Srbi	3	3	3	-	-	-
Bo{ waci	-	-	-	-	-	-
Ostanati	10	10	8	-	-	-
<b>Mavrovi Anovi</b>	<b>1000</b>	<b>984</b>	<b>906</b>	<b>68</b>	-	<b>3</b>
Makedonci	585	571	511	56	-	3
Al banci	381	379	363	11	-	-
Turci	16	16	16	-	-	-
Romi	10	10	10	-	-	-
VI asi	-	-	-	-	-	-
Srbi	5	5	4	1	-	-
Bo{ waci	1	1	-	-	-	-
Ostanati	2	2	2	-	-	-
<b>Makedonska Kameni ca</b>	<b>8123</b>	<b>8110</b>	<b>7520</b>	<b>450</b>	-	<b>97</b>
Makedonci	8067	8055	7476	448	-	97
Al banci	-	-	-	-	-	-
Turci	-	-	-	-	-	-
Romi	15	14	13	1	-	-
VI asi	-	-	-	-	-	-
Srbi	24	24	16	1	-	-
Bo{ waci	8	8	8	-	-	-
Ostanati	9	9	7	-	-	-

Tabela 6. Popi { ani I i ca spored i zjasnuvaweto za naci onal nata pri padnost i pri ~i ni te za pri sutnost-otsutnost, po pol

Table 6. Enumerated persons according to the declaration by ethnic affiliation and reasons for presence-absence, by sex

		Pri vremeno pri sutni I i ca vo mestoto na Popi s					
stranstvo	Stranci so odobreni e za prestop vo Republ i ka Makedoni ja, pri sutni edna godi na i pove}e	Od stranstvo		Od drugo mesto vo Republ i ka Makedoni ja			
Drugi otsutni vo stranstvo		Stranci so odobreni e za prestop vo Republ i ka Makedoni ja, pri sutni pomal ku od edna godi na	Begal ci , humani tar no zgri ` eni I i ca i dr.	Zaradi rabota, { kol uvawe i sl .	Prisi l no rasel eni I i ca		
		Temporarily present persons in the Census place					
abroad	Foreigners with residence permit in the Republic of Macedonia, present more than one year	From abroad		From other place of the Republic of Macedonia			
Other absent abroad		Foreigners with residence permit in the Republic of Macedonia, present less than one year	Refugees, persons under humanitarian care etc.	In order to work, attending school etc.	Forced migrated persons		
9	25	1	2	-	-	<b>Lozovo</b>	
2	12	1	-	-	-	Macedonians	
-	6	-	-	-	-	Albanians	
2	-	-	1	-	-	Turks	
-	-	-	-	-	-	Rhomas	
2	-	-	-	-	-	Vlachs	
1	5	-	-	-	-	Serbs	
2	2	-	-	-	-	Bosniacs	
-	-	-	1	-	-	Others	
2	4	-	-	4	-	<b>Lukovo</b>	
2	2	-	-	4	-	Macedonians	
-	-	-	-	-	-	Albanians	
-	-	-	-	-	-	Turks	
-	-	-	-	-	-	Rhomas	
-	-	-	-	-	-	Vlachs	
-	-	-	-	-	-	Serbs	
-	-	-	-	-	-	Bosniacs	
-	-	-	-	-	-	Others	
2	5	-	2	14	-	<b>Mavrovi Anovi</b>	
1	-	-	-	14	-	Macedonians	
1	4	-	2	-	-	Albanians	
-	-	-	-	-	-	Turks	
-	-	-	-	-	-	Rhomas	
-	-	-	-	-	-	Vlachs	
-	-	-	-	-	-	Serbs	
-	1	-	-	-	-	Bosniacs	
-	-	-	-	-	-	Others	
34	9	-	1	12	-	<b>Makedonska Kamenica</b>	
32	2	-	-	12	-	Macedonians	
-	-	-	-	-	-	Albanians	
-	-	-	-	-	-	Turks	
-	-	-	1	-	-	Rhomas	
-	-	-	-	-	-	Vlachs	
2	5	-	-	-	-	Serbs	
-	-	-	-	-	-	Bosniacs	
-	2	-	-	-	-	Others	

Tabela 6. Popi { ani l i ca spored i zjasnuvaweto za naci onal nata pri padnost i pri -i ni te za pri sutnost-otsutnost, po pol  
Table 6. Enumerated persons according to the declaration by ethnic affiliation and reasons for presence-absence, by sex

	Popi { ani l i ca	Vкупно nasel eni e				
		Vкупно	Pri sutni vo mestoto na voobi -aeno i veewe	Otsutni vo drugo mesto vo Republ i ka Makedoni ja		Otsutni vo
				Zaradi rabota, { kol uvawe i sl .	Pri si l no rasel eni l i ca	Na rabota kaj stranski rabotodavec i l i na samostojna rabota i l i prestoj, do edna godi na
Enumerated persons	Total	Present in the place of usual residence	Absent elsewhere in the Republic of Macedonia		Absent	
			In order to work, attending school etc.	Forced migrated persons	Working for foreign employer's or working independently or staying, up to one year	
<b>Makedonski Brod</b>	<b>5652</b>	<b>5588</b>	<b>5186</b>	<b>360</b>	-	<b>24</b>
Makedonci	5441	5384	4997	355	-	15
Al banci	-	-	-	-	-	-
Turci	181	181	167	5	-	9
Romi	3	3	3	-	-	-
Vl asi	-	-	-	-	-	-
Srbi	18	16	15	-	-	-
Bo{ waci	4	1	1	-	-	-
Ostanati	5	3	3	-	-	-
<b>Me{ ei { ta</b>	<b>2587</b>	<b>2567</b>	<b>2473</b>	<b>55</b>	-	<b>16</b>
Makedonci	2421	2403	2316	52	-	15
Al banci	155	153	150	2	-	1
Turci	2	2	2	-	-	-
Romi	-	-	-	-	-	-
Vl asi	1	1	-	1	-	-
Srbi	2	2	1	-	-	-
Bo{ waci	-	-	-	-	-	-
Ostanati	6	6	4	-	-	-
<b>Mi ravci</b>	<b>2631</b>	<b>2626</b>	<b>2491</b>	<b>126</b>	-	<b>3</b>
Makedonci	2608	2604	2472	126	-	3
Al banci	-	-	-	-	-	-
Turci	-	-	-	-	-	-
Romi	-	-	-	-	-	-
Vl asi	-	-	-	-	-	-
Srbi	19	18	18	-	-	-
Bo{ waci	1	1	-	-	-	-
Ostanati	3	3	1	-	-	-
<b>Mogi l a</b>	<b>4547</b>	<b>4536</b>	<b>4390</b>	<b>84</b>	<b>3</b>	<b>54</b>
Makedonci	4493	4482	4337	84	3	53
Al banci	30	30	29	-	-	1
Turci	13	13	13	-	-	-
Romi	6	6	6	-	-	-
Vl asi	-	-	-	-	-	-
Srbi	1	1	1	-	-	-
Bo{ waci	-	-	-	-	-	-
Ostanati	4	4	4	-	-	-



Tabela 6. Popi { ani I i ca spored i zjasnuvaweto za naci onal nata pri padnost i pri ~i ni te za pri sutnost-otsutnost, po pol

Table 6. Enumerated persons according to the declaration by ethnic affiliation and reasons for presence-absence, by sex

		Pri vremeno pri sutni I i ca vo mestoto na Popi s					
stranstvo	Stranci so odobreni e za prestop vo Republ i ka Makedoni ja, pri sutni edna godi na i pove}e	Od stranstvo		Od drugo mesto vo Republ i ka Makedoni ja			
Drugi otsutni vo stranstvo		Stranci so odobreni e za prestop vo Republ i ka Makedoni ja, pri sutni pomal ku od edna godi na	Begal ci , humani tar no zgri ` eni I i ca i dr.	Zaradi rabota, { kol uvawe i sl .	Prisi l no rasel eni I i ca		
		Temporarily present persons in the Census place					
abroad	Foreigners with residence permit in the Republic of Macedonia, present more than one year	From abroad		From other place of the Republic of Macedonia			
Other absent abroad		Foreigners with residence permit in the Republic of Macedonia, present less than one year	Refugees, persons under humanitarian care etc.	In order to work, attending school etc.	Forced migrated persons		
14	4	1	3	60	-	<b>Makedonski Brod</b>	
14	3	-	2	55	-	Macedonians	
-	-	-	-	-	-	Albanians	
-	-	-	-	-	-	Turks	
-	-	-	-	-	-	Rhomas	
-	-	-	-	-	-	Vlachs	
-	1	1	1	-	-	Serbs	
-	-	-	-	3	-	Bosniacs	
-	-	-	-	2	-	Others	
22	1	-	2	16	2	<b>Me{ei{ta</b>	
20	-	-	-	16	2	Macedonians	
-	-	-	2	-	-	Albanians	
-	-	-	-	-	-	Turks	
-	-	-	-	-	-	Rhomas	
-	-	-	-	-	-	Vlachs	
-	1	-	-	-	-	Serbs	
-	-	-	-	-	-	Bosniacs	
2	-	-	-	-	-	Others	
1	5	1	-	4	-	<b>Miravci</b>	
1	2	-	-	4	-	Macedonians	
-	-	-	-	-	-	Albanians	
-	-	-	-	-	-	Turks	
-	-	-	-	-	-	Rhomas	
-	-	-	-	-	-	Vlachs	
-	-	1	-	-	-	Serbs	
-	1	-	-	-	-	Bosniacs	
-	2	-	-	-	-	Others	
5	-	3	-	8	-	<b>Mogila</b>	
5	-	3	-	8	-	Macedonians	
-	-	-	-	-	-	Albanians	
-	-	-	-	-	-	Turks	
-	-	-	-	-	-	Rhomas	
-	-	-	-	-	-	Vlachs	
-	-	-	-	-	-	Serbs	
-	-	-	-	-	-	Bosniacs	
-	-	-	-	-	-	Others	

Tabela 6. Popi { ani l i ca spored i zjasnuvaweto za naci onal nata pri padnost i pri -i ni te za pri sutnost-otsutnost, po pol

Table 6. Enumerated persons according to the declaration by ethnic affiliation and reasons for presence-absence, by sex

	Popi { ani l i ca	Vkupno nasel eni e				
		Vkupno	Pri sutni vo mestoto na voobi -aeno i veewe	Otsutni vo drugo mesto vo Republ i ka Makedoni ja		Otsutni vo
				Zaradi rabota, { kol uvawe i sl .	Pri si l no rasel eni l i ca	Na rabota kaj stranski rabotodavec i l i na samostojna rabota i l i prestoj, do edna godi na
Enumerated persons	Total	Present in the place of usual residence	Absent elsewhere in the Republic of Macedonia		Absent	
			In order to work, attending school etc.	Forced migrated persons	Working for foreign employer's or working independently or staying, up to one year	
<b>Murti no</b>	<b>6549</b>	<b>6544</b>	<b>6365</b>	<b>135</b>	<b>-</b>	<b>28</b>
Makedonci	5610	5606	5436	128	-	28
Al banci	2	2	2	-	-	-
Turci	902	901	896	5	-	-
Romi	17	17	16	1	-	-
VI asi	-	-	-	-	-	-
Srbi	7	7	5	-	-	-
Bo{ waci	-	-	-	-	-	-
Ostanati	11	11	10	1	-	-
<b>Negoti no</b>	<b>19249</b>	<b>19212</b>	<b>18191</b>	<b>863</b>	<b>3</b>	<b>15</b>
Makedonci	17801	17768	16829	824	3	14
Al banci	30	30	24	-	-	-
Turci	243	243	233	10	-	-
Romi	453	453	445	8	-	-
VI asi	14	14	14	-	-	-
Srbi	631	627	583	18	-	1
Bo{ waci	1	1	1	-	-	-
Ostanati	76	76	62	3	-	-
<b>Negoti no - Pol o{ ko</b>	<b>16865</b>	<b>16813</b>	<b>16260</b>	<b>31</b>	<b>3</b>	<b>377</b>
Makedonci	16	16	14	-	-	1
Al banci	16759	16710	16171	31	3	372
Turci	2	2	1	-	-	-
Romi	-	-	-	-	-	-
VI asi	-	-	-	-	-	-
Srbi	2	1	1	-	-	-
Bo{ waci	7	7	2	-	-	-
Ostanati	79	77	71	-	-	4
<b>Novaci</b>	<b>2518</b>	<b>2478</b>	<b>2430</b>	<b>32</b>	<b>1</b>	<b>6</b>
Makedonci	2464	2428	2380	32	1	6
Al banci	21	21	21	-	-	-
Turci	29	26	26	-	-	-
Romi	-	-	-	-	-	-
VI asi	1	1	1	-	-	-
Srbi	-	-	-	-	-	-
Bo{ waci	-	-	-	-	-	-
Ostanati	3	2	2	-	-	-

Tabela 6. Popi { ani I i ca spored i zjasnuvaweto za naci onal nata pri padnost i pri ~i ni te za pri sutnost-otsutnost, po pol

Table 6. Enumerated persons according to the declaration by ethnic affiliation and reasons for presence-absence, by sex

		Pri vremeno pri sutni I i ca vo mestoto na Popi s					
stranstvo	Stranci so odobreni e za prestop vo Republ i ka Makedoni ja, pri sutni edna godi na i pove}e	Od stranstvo		Od drugo mesto vo Republ i ka Makedoni ja			
Drugi otsutni vo stranstvo		Stranci so odobreni e za prestop vo Republ i ka Makedoni ja, pri sutni pomal ku od edna godi na	Begal ci , humani tar no zgri ` eni I i ca i dr.	Zaradi rabota, { kol uvawe i sl .	Prisi l no rasel eni I i ca		
		Temporarily present persons in the Census place					
abroad	Foreigners with residence permit in the Republic of Macedonia, present more than one year	From abroad		From other place of the Republic of Macedonia			
Other absent abroad		Foreigners with residence permit in the Republic of Macedonia, present less than one year	Refugees, persons under humanitarian care etc.	In order to work, attending school etc.	Forced migrated persons		
12	4	-	1	4	-	<b>Murtino</b>	
12	2	-	-	4	-	Macedonians	
-	-	-	-	-	-	Albanians	
-	-	-	1	-	-	Turks	
-	-	-	-	-	-	Rhomas	
-	-	-	-	-	-	Vlachs	
-	2	-	-	-	-	Serbs	
-	-	-	-	-	-	Bosniacs	
-	-	-	-	-	-	Others	
<b>88</b>	<b>52</b>	<b>2</b>	<b>1</b>	<b>34</b>	-	<b>Negotino</b>	
87	11	1	1	31	-	Macedonians	
-	6	-	-	-	-	Albanians	
-	-	-	-	-	-	Turks	
-	-	-	-	-	-	Rhomas	
-	-	-	-	-	-	Vlachs	
1	24	1	-	3	-	Serbs	
-	-	-	-	-	-	Bosniacs	
-	11	-	-	-	-	Others	
<b>52</b>	<b>90</b>	<b>5</b>	<b>47</b>	-	-	<b>Negotino - Polo{ko</b>	
-	1	-	-	-	-	Macedonians	
52	81	4	45	-	-	Albanians	
-	1	-	-	-	-	Turks	
-	-	-	-	-	-	Rhomas	
-	-	-	-	-	-	Vlachs	
-	-	-	1	-	-	Serbs	
-	5	-	-	-	-	Bosniacs	
-	2	1	1	-	-	Others	
<b>8</b>	<b>1</b>	-	<b>1</b>	<b>39</b>	-	<b>Novaci</b>	
8	1	-	-	36	-	Macedonians	
-	-	-	-	-	-	Albanians	
-	-	-	1	2	-	Turks	
-	-	-	-	-	-	Rhomas	
-	-	-	-	-	-	Vlachs	
-	-	-	-	-	-	Serbs	
-	-	-	-	-	-	Bosniacs	
-	-	-	-	1	-	Others	

Tabela 6. Popi { ani l i ca spored i zjasnuvaweto za naci onal nata pri padnost i pri -i ni te za pri sutnost-otsutnost, po pol

Table 6. Enumerated persons according to the declaration by ethnic affiliation and reasons for presence-absence, by sex

	Popi { ani l i ca	Vкупно nasel eni e				
		Vкупno	Pri sutni vo mestoto na voobi -aeno ` i veewe	Otsutni vo drugo mesto vo Republ i ka Makedoni ja		Otsutni vo
				Zaradi rabota, { kol uvawe i sl .	Pri si l no rasel eni l i ca	Na rabota kaj stranski rabotodavec i l i na samostojna rabota i l i pre stoj, do edna godi na
Enumerated persons	Total	Present in the place of usual residence	Absent elsewhere in the Republic of Macedonia		Absent	
			In order to work, attending school etc.	Forced migrated persons	Working for foreign employer's or working independently or staying, up to one year	
<b>Novo Sel o</b>	<b>11971</b>	<b>11966</b>	<b>11208</b>	<b>313</b>	<b>-</b>	<b>364</b>
Makedonci	11912	11907	11169	313	-	359
Al banci	-	-	-	-	-	-
Turci	-	-	-	-	-	-
Romi	3	3	3	-	-	-
VI asi	-	-	-	-	-	-
Srbi	25	25	16	-	-	3
Bo{ waci	2	2	1	-	-	-
Ostanati	29	29	19	-	-	2
<b>Obl e{ evo</b>	<b>5076</b>	<b>5071</b>	<b>4853</b>	<b>139</b>	<b>-</b>	<b>59</b>
Makedonci	5062	5057	4842	136	-	59
Al banci	-	-	-	-	-	-
Turci	-	-	-	-	-	-
Romi	-	-	-	-	-	-
VI asi	11	11	8	3	-	-
Srbi	2	2	2	-	-	-
Bo{ waci	-	-	-	-	-	-
Ostanati	1	1	1	-	-	-
<b>Ora{ ac</b>	<b>1253</b>	<b>1252</b>	<b>1215</b>	<b>26</b>	<b>-</b>	<b>3</b>
Makedonci	1244	1243	1207	26	-	3
Al banci	-	-	-	-	-	-
Turci	-	-	-	-	-	-
Romi	-	-	-	-	-	-
VI asi	-	-	-	-	-	-
Srbi	9	9	8	-	-	-
Bo{ waci	-	-	-	-	-	-
Ostanati	-	-	-	-	-	-
<b>Ori zari</b>	<b>4410</b>	<b>4403</b>	<b>4129</b>	<b>190</b>	<b>3</b>	<b>58</b>
Makedonci	4402	4395	4124	190	3	58
Al banci	1	1	1	-	-	-
Turci	-	-	-	-	-	-
Romi	-	-	-	-	-	-
VI asi	1	1	1	-	-	-
Srbi	2	2	1	-	-	-
Bo{ waci	-	-	-	-	-	-
Ostanati	4	4	2	-	-	-

Tabela 6. Popi { ani I i ca spored i zjasnuvaweto za naci onal nata pri padnost i pri ~i ni te za pri sutnost-otsutnost, po pol

Table 6. Enumerated persons according to the declaration by ethnic affiliation and reasons for presence-absence, by sex

		Pri vremeno pri sutni I i ca vo mestoto na Popi s				
stranstvo	Stranci so odobreni e za prestop vo Republ i ka Makedoni ja, pri sutni edna godi na i pove}e	Od stranstvo		Od drugo mesto vo Republ i ka Makedoni ja		
Drugi otsutni vo stranstvo		Stranci so odobreni e za prestop vo Republ i ka Makedoni ja, pri sutni pomal ku od edna godi na	Begal ci , humani tar no zgri ` eni I i ca i dr.	Zaradi rabota, { kol uvawe i sl .	Prisi I no rasel eni I i ca	
		Temporarily present persons in the Census place				
abroad	Foreigners with residence permit in the Republic of Macedonia, present more than one year	From abroad		From other place of the Republic of Macedonia		
Other absent abroad		Foreigners with residence permit in the Republic of Macedonia, present less than one year	Refugees, persons under humanitarian care etc.	In order to work, attending school etc.	Forced migrated persons	
58	23	-	1	4	-	<b>Novo Selo</b>
58	8	-	1	4	-	Macedonians
-	-	-	-	-	-	Albanians
-	-	-	-	-	-	Turks
-	-	-	-	-	-	Rhomas
-	-	-	-	-	-	Vlachs
-	6	-	-	-	-	Serbs
-	1	-	-	-	-	Bosniacs
-	8	-	-	-	-	Others
19	1	-	-	5	-	<b>Oble{evo</b>
19	1	-	-	5	-	Macedonians
-	-	-	-	-	-	Albanians
-	-	-	-	-	-	Turks
-	-	-	-	-	-	Rhomas
-	-	-	-	-	-	Vlachs
-	-	-	-	-	-	Serbs
-	-	-	-	-	-	Bosniacs
-	-	-	-	-	-	Others
6	2	-	-	1	-	<b>Ora{ac</b>
6	1	-	-	1	-	Macedonians
-	-	-	-	-	-	Albanians
-	-	-	-	-	-	Turks
-	-	-	-	-	-	Rhomas
-	-	-	-	-	-	Vlachs
-	1	-	-	-	-	Serbs
-	-	-	-	-	-	Bosniacs
-	-	-	-	-	-	Others
20	3	-	-	7	-	<b>Orizari</b>
20	-	-	-	7	-	Macedonians
-	-	-	-	-	-	Albanians
-	-	-	-	-	-	Turks
-	-	-	-	-	-	Rhomas
-	-	-	-	-	-	Vlachs
-	1	-	-	-	-	Serbs
-	-	-	-	-	-	Bosniacs
-	2	-	-	-	-	Others

Tabela 6. Popi { ani l i ca spored i zjasnuvaweto za naci onal nata pri padnost i pri -i ni te za pri sutnost-otsutnost, po pol

Table 6. Enumerated persons according to the declaration by ethnic affiliation and reasons for presence-absence, by sex

	Popi { ani l i ca	Vкупно nasel eni e				
		Vкупno	Pri sutni vo mestoto na voobi -aeno ` i veewe	Otsutni vo drugo mesto vo Republ i ka Makedoni ja		Otsutni vo
				Zaradi rabota, { kol uvawe i sl .	Pri si l no rasel eni l i ca	Na rabota kaj stranski rabotodavec i l i na samostojna rabota i l i prestoj, do edna godi na
Enumerated persons	Total	Present in the place of usual residence	Absent elsewhere in the Republic of Macedonia		Absent	
			In order to work, attending school etc.	Forced migrated persons	Working for foreign employer's or working independently or staying, up to one year	
<b>Osl omej</b>	<b>10438</b>	<b>10425</b>	<b>9889</b>	<b>137</b>	<b>1</b>	<b>351</b>
Makedonci	110	110	109	1	-	-
Al banci	10270	10257	9725	136	1	349
Turci	-	-	-	-	-	-
Romi	-	-	-	-	-	-
VI asi	-	-	-	-	-	-
Srbi	-	-	-	-	-	-
Bo{ waci	1	1	1	-	-	-
Ostanati	57	57	54	-	-	2
<b>Ohri d</b>	<b>54839</b>	<b>54380</b>	<b>51744</b>	<b>1644</b>	<b>2</b>	<b>390</b>
Makedonci	46382	45985	43739	1532	1	290
Al banci	2980	2962	2796	34	-	69
Turci	2278	2268	2188	28	-	25
Romi	71	69	67	-	-	-
VI asi	324	323	308	8	-	1
Srbi	370	360	327	7	1	2
Bo{ waci	40	29	23	-	-	-
Ostanati	2394	2384	2296	35	-	3
<b>Petrovec</b>	<b>8636</b>	<b>8255</b>	<b>8009</b>	<b>97</b>	<b>-</b>	<b>21</b>
Makedonci	4260	4246	4188	49	-	5
Al banci	1903	1887	1787	26	-	6
Turci	75	75	73	1	-	-
Romi	366	134	129	2	-	1
VI asi	-	-	-	-	-	-
Srbi	419	415	406	4	-	-
Bo{ waci	1443	1442	1384	8	-	9
Ostanati	170	56	42	7	-	-
<b>Peh-evo</b>	<b>5519</b>	<b>5517</b>	<b>5121</b>	<b>363</b>	<b>1</b>	<b>5</b>
Makedonci	4738	4737	4374	339	1	3
Al banci	-	-	-	-	-	-
Turci	357	357	343	9	-	1
Romi	391	390	375	15	-	-
VI asi	2	2	2	-	-	-
Srbi	12	12	10	-	-	-
Bo{ waci	-	-	-	-	-	-
Ostanati	19	19	17	-	-	1

Tabela 6. Popi { ani I i ca spored i zjasnuvaweto za naci onal nata pri padnost i pri ~i ni te za pri sutnost-otsutnost, po pol

Table 6. Enumerated persons according to the declaration by ethnic affiliation and reasons for presence-absence, by sex

		Pri vremeno pri sutni I i ca vo mestoto na Popi s					
stranstvo	Stranci so odobreni e za prestop vo Republ i ka Makedoni ja, pri sutni edna godi na i pove}e	Od stranstvo		Od drugo mesto vo Republ i ka Makedoni ja			
Drugi otsutni vo stranstvo		Stranci so odobreni e za prestop vo Republ i ka Makedoni ja, pri sutni pomal ku od edna godi na	Begal ci , humani tar no zgri ` eni I i ca i dr.	Zaradi rabota, { kol uvawe i sl .	Prisi l no rasel eni I i ca		
		Temporarily present persons in the Census place					
abroad	Foreigners with residence permit in the Republic of Macedonia, present more than one year	From abroad		From other place of the Republic of Macedonia			
Other absent abroad		Foreigners with residence permit in the Republic of Macedonia, present less than one year	Refugees, persons under humanitarian care etc.	In order to work, attending school etc.	Forced migrated persons		
43	4	2	11	-	-	<b>Oslomej</b>	
-	-	-	-	-	-	Macedonians	
43	3	2	11	-	-	Albanians	
-	-	-	-	-	-	Turks	
-	-	-	-	-	-	Rhomas	
-	-	-	-	-	-	Vlachs	
-	-	-	-	-	-	Serbs	
-	-	-	-	-	-	Bosniacs	
-	1	-	-	-	-	Others	
<b>515</b>	<b>85</b>	<b>6</b>	<b>14</b>	<b>435</b>	<b>4</b>	<b>Ohrid</b>	
412	11	1	-	392	4	Macedonians	
53	10	2	2	14	-	Albanians	
26	1	-	-	10	-	Turks	
-	2	-	2	-	-	Rhomas	
6	-	-	-	1	-	Vlachs	
8	15	1	2	7	-	Serbs	
-	6	-	8	3	-	Bosniacs	
10	40	2	-	8	-	Others	
<b>44</b>	<b>84</b>	<b>2</b>	<b>364</b>	<b>9</b>	<b>6</b>	<b>Petrovec</b>	
2	2	-	-	9	5	Macedonians	
22	46	2	13	-	1	Albanians	
-	1	-	-	-	-	Turks	
-	2	-	232	-	-	Rhomas	
-	-	-	-	-	-	Vlachs	
1	4	-	4	-	-	Serbs	
18	23	-	1	-	-	Bosniacs	
1	6	-	114	-	-	Others	
<b>23</b>	<b>4</b>	-	<b>1</b>	<b>1</b>	-	<b>Peh-evo</b>	
20	-	-	-	1	-	Macedonians	
-	-	-	-	-	-	Albanians	
3	1	-	-	-	-	Turks	
-	-	-	1	-	-	Rhomas	
-	-	-	-	-	-	Vlachs	
-	2	-	-	-	-	Serbs	
-	-	-	-	-	-	Bosniacs	
-	1	-	-	-	-	Others	

Tabela 6. Popi { ani l i ca spored i zjasnuvaweto za naci onal nata pri padnost i pri -i ni te za pri sutnost-otsutnost, po pol  
Table 6. Enumerated persons according to the declaration by ethnic affiliation and reasons for presence-absence, by sex

	Popi { ani l i ca	Vкупно nasel eni e				
		Vкупno	Pri sutni vo mestoto na voobi -aeno ` i veewe	Otsutni vo drugo mesto vo Republ i ka Makedoni ja		Otsutni vo
				Zaradi rabota, { kol uvawe i sl .	Pri si l no rasel eni l i ca	Na rabota kaj stranski rabotodavec i l i na samostojna rabota i l i prestoj, do edna godi na
Enumerated persons	Total	Present in the place of usual residence	Absent elsewhere in the Republic of Macedonia		Absent	
			In order to work, attending school etc.	Forced migrated persons	Working for foreign employer's or working independently or staying, up to one year	
<b>PI asni ca</b>	<b>4551</b>	<b>4545</b>	<b>4341</b>	<b>84</b>	<b>2</b>	<b>103</b>
Makedonci	34	34	28	6	-	-
Al banci	20	20	19	-	-	-
Turci	4451	4446	4250	78	2	102
Romi	-	-	-	-	-	-
VI asi	-	-	-	-	-	-
Srbi	-	-	-	-	-	-
Bo{ waci	-	-	-	-	-	-
Ostanati	46	45	44	-	-	1
<b>Podare{</b>	<b>3747</b>	<b>3746</b>	<b>3529</b>	<b>187</b>	<b>-</b>	<b>22</b>
Makedonci	3729	3728	3513	186	-	22
Al banci	-	-	-	-	-	-
Turci	13	13	12	1	-	-
Romi	-	-	-	-	-	-
VI asi	-	-	-	-	-	-
Srbi	4	4	4	-	-	-
Bo{ waci	-	-	-	-	-	-
Ostanati	1	1	-	-	-	-
<b>Pri l ep</b>	<b>74065</b>	<b>73351</b>	<b>70969</b>	<b>1675</b>	<b>12</b>	<b>175</b>
Makedonci	69000	68331	66085	1629	12	159
Al banci	23	21	20	-	-	-
Turci	130	126	115	4	-	4
Romi	4448	4433	4376	38	-	9
VI asi	18	17	17	-	-	-
Srbi	177	169	143	-	-	2
Bo{ waci	25	17	17	-	-	-
Ostanati	244	237	196	4	-	1
<b>Probi { tip</b>	<b>12804</b>	<b>12765</b>	<b>11708</b>	<b>928</b>	<b>6</b>	<b>36</b>
Makedonci	12604	12567	11552	912	6	36
Al banci	-	-	-	-	-	-
Turci	6	6	6	-	-	-
Romi	37	37	35	1	-	-
VI asi	27	27	24	2	-	-
Srbi	87	85	61	8	-	-
Bo{ waci	1	1	1	-	-	-
Ostanati	42	42	29	5	-	-



Tabela 6. Popi { ani I i ca spored i zjasnuvaweto za naci onal nata pri padnost i pri ~i ni te za pri sutnost-otsutnost, po pol

Table 6. Enumerated persons according to the declaration by ethnic affiliation and reasons for presence-absence, by sex

		Pri vremeno pri sutni I i ca vo mestoto na Popi s					
stranstvo	Stranci so odobreni e za prestop vo Republ i ka Makedoni ja, pri sutni edna godi na i pove}e	Od stranstvo		Od drugo mesto vo Republ i ka Makedoni ja			
Drugi otsutni vo stranstvo		Stranci so odobreni e za prestop vo Republ i ka Makedoni ja, pri sutni pomal ku od edna godi na	Begal ci , humani tarno zgri `eni I i ca i dr.	Zaradi rabota, { kol uvawe i sl .	Prisi l no rasel eni I i ca		
		Temporarily present persons in the Census place					
abroad	Foreigners with residence permit in the Republic of Macedonia, present more than one year	From abroad		From other place of the Republic of Macedonia			
Other absent abroad		Foreigners with residence permit in the Republic of Macedonia, present less than one year	Refugees, persons under humanitarian care etc.	In order to work, attending school etc.	Forced migrated persons		
13	2	-	6	-	-	<b>Plasnica</b>	
-	-	-	-	-	-	Macedonians	
-	1	-	-	-	-	Albanians	
13	1	-	5	-	-	Turks	
-	-	-	-	-	-	Rhomas	
-	-	-	-	-	-	Vlachs	
-	-	-	-	-	-	Serbs	
-	-	-	-	-	-	Bosniacs	
-	-	-	1	-	-	Others	
7	1	-	-	1	-	<b>Podare{</b>	
7	-	-	-	1	-	Macedonians	
-	-	-	-	-	-	Albanians	
-	-	-	-	-	-	Turks	
-	-	-	-	-	-	Rhomas	
-	-	-	-	-	-	Vlachs	
-	-	-	-	-	-	Serbs	
-	-	-	-	-	-	Bosniacs	
-	1	-	-	-	-	Others	
440	80	13	16	679	6	<b>Prilep</b>	
430	16	5	3	656	5	Macedonians	
-	1	-	-	2	-	Albanians	
2	1	-	2	2	-	Turks	
6	4	2	5	7	1	Rhomas	
-	-	-	-	1	-	Vlachs	
2	22	1	6	1	-	Serbs	
-	-	-	-	8	-	Bosniacs	
-	36	5	-	2	-	Others	
56	31	-	-	39	-	<b>Probi{tip</b>	
53	8	-	-	37	-	Macedonians	
-	-	-	-	-	-	Albanians	
-	-	-	-	-	-	Turks	
-	1	-	-	-	-	Rhomas	
1	-	-	-	-	-	Vlachs	
2	14	-	-	2	-	Serbs	
-	-	-	-	-	-	Bosniacs	
-	8	-	-	-	-	Others	

Tabela 6. Popi { ani l i ca spored i zjasnuvaweto za naci onal nata pri padnost i pri -i ni te za pri sutnost-otsutnost, po pol

Table 6. Enumerated persons according to the declaration by ethnic affiliation and reasons for presence-absence, by sex

	Popi { ani l i ca	Vкупно naseleni e				
		Vкупно	Pri sutni vo mestoto na voobi -aeno i veewe	Otsutni vo drugo mesto vo Republ i ka Makedoni ja		Otsutni vo
				Zaradi rabota, { kol uvawe i sl .	Pri si l no raseleni l i ca	Na rabota kaj stranski rabotodavec i l i na samostojna rabota i l i prestop, do edna godi na
Enumerated persons	Total	Present in the place of usual residence	Absent elsewhere in the Republic of Macedonia		Absent	
			In order to work, attending school etc.	Forced migrated persons	Working for foreign employer's or working independently or staying, up to one year	
<b>Radovi {</b>	<b>24522</b>	<b>24498</b>	<b>23127</b>	<b>1031</b>	<b>3</b>	<b>178</b>
Makedonci	20045	20024	18763	968	3	158
Al banci	8	8	8	-	-	-
Turci	4049	4048	3968	49	-	18
Romi	272	271	266	4	-	-
VI asi	26	26	22	3	-	1
Srbi	68	67	56	4	-	1
Bo{ waci	1	1	1	-	-	-
Ostanati	53	53	43	3	-	-
<b>Rankovce</b>	<b>4151</b>	<b>4144</b>	<b>3789</b>	<b>318</b>	<b>-</b>	<b>14</b>
Makedonci	4065	4058	3712	316	-	14
Al banci	-	-	-	-	-	-
Turci	-	-	-	-	-	-
Romi	57	57	56	1	-	-
VI asi	-	-	-	-	-	-
Srbi	18	18	15	-	-	-
Bo{ waci	-	-	-	-	-	-
Ostanati	11	11	6	1	-	-
<b>Resen</b>	<b>16916</b>	<b>16825</b>	<b>16090</b>	<b>594</b>	<b>1</b>	<b>11</b>
Makedonci	12877	12798	12243	483	-	8
Al banci	1542	1536	1441	55	-	1
Turci	1799	1797	1739	41	-	2
Romi	184	184	177	5	-	-
VI asi	27	26	23	3	-	-
Srbi	75	74	67	2	1	-
Bo{ waci	1	1	-	-	-	-
Ostanati	411	409	400	5	-	-
<b>Rosoman</b>	<b>4151</b>	<b>4141</b>	<b>3991</b>	<b>136</b>	<b>1</b>	<b>2</b>
Makedonci	3700	3694	3560	123	1	2
Al banci	-	-	-	-	-	-
Turci	-	-	-	-	-	-
Romi	7	6	5	1	-	-
VI asi	-	-	-	-	-	-
Srbi	410	409	394	12	-	-
Bo{ waci	-	-	-	-	-	-
Ostanati	34	32	32	-	-	-

Tabela 6. Popi { ani I i ca spored i zjasnuvaweto za naci onal nata pri padnost i pri ~i ni te za pri sutnost-otsutnost, po pol

Table 6. Enumerated persons according to the declaration by ethnic affiliation and reasons for presence-absence, by sex

		Pri vremeno pri sutni I i ca vo mestoto na Popi s					
stranstvo	Stranci so odobreni e za prestop vo Republ i ka Makedoni ja, pri sutni edna godi na i pove}e	Od stranstvo		Od drugo mesto vo Republ i ka Makedoni ja			
Drugi otsutni vo stranstvo		Stranci so odobreni e za prestop vo Republ i ka Makedoni ja, pri sutni pomal ku od edna godi na	Begal ci , humani tar no zgri ` eni I i ca i dr.	Zaradi rabota, { kol uvawe i sl .	Prisi l no rasel eni I i ca		
		Temporarily present persons in the Census place					
abroad	Foreigners with residence permit in the Republic of Macedonia, present more than one year	From abroad		From other place of the Republic of Macedonia			
Other absent abroad		Foreigners with residence permit in the Republic of Macedonia, present less than one year	Refugees, persons under humanitarian care etc.	In order to work, attending school etc.	Forced migrated persons		
133	26	1	1	19	3	<b>Radovi{</b>	
127	5	-	-	18	3	Macedonians	
-	-	-	-	-	-	Albanians	
6	7	-	1	-	-	Turks	
-	1	-	-	1	-	Rhomas	
-	-	-	-	-	-	Vlachs	
-	6	1	-	-	-	Serbs	
-	-	-	-	-	-	Bosniacs	
-	7	-	-	-	-	Others	
17	6	-	-	7	-	<b>Rankovce</b>	
16	-	-	-	7	-	Macedonians	
-	-	-	-	-	-	Albanians	
-	-	-	-	-	-	Turks	
-	-	-	-	-	-	Rhomas	
-	-	-	-	-	-	Vlachs	
1	2	-	-	-	-	Serbs	
-	-	-	-	-	-	Bosniacs	
-	4	-	-	-	-	Others	
100	29	3	-	85	3	<b>Resen</b>	
57	7	-	-	76	3	Macedonians	
31	8	2	-	4	-	Albanians	
11	4	-	-	2	-	Turks	
-	2	-	-	-	-	Rhomas	
-	-	-	-	1	-	Vlachs	
-	4	-	-	1	-	Serbs	
-	1	-	-	-	-	Bosniacs	
1	3	1	-	1	-	Others	
8	3	-	4	6	-	<b>Rosoman</b>	
8	-	-	-	6	-	Macedonians	
-	-	-	-	-	-	Albanians	
-	-	-	-	-	-	Turks	
-	-	-	1	-	-	Rhomas	
-	-	-	-	-	-	Vlachs	
-	3	-	1	-	-	Serbs	
-	-	-	-	-	-	Bosniacs	
-	-	-	2	-	-	Others	

Tabela 6. Popi { ani l i ca spored i zjasnuvaweto za naci onal nata pri padnost i pri -i ni te za pri sutnost-otsutnost, po pol  
Table 6. Enumerated persons according to the declaration by ethnic affiliation and reasons for presence-absence, by sex

	Popi { ani l i ca	Vкупно nasel eni e				
		Vкупno	Pri sutni vo mestoto na voobi -aeno i veewe	Otsutni vo drugo mesto vo Republ i ka Makedoni ja		Otsutni vo
				Zaradi rabota, { kol uvawe i sl .	Pri si l no rasel eni l i ca	Na rabota kaj stranski rabotodavec i l i na samostojna rabota i l i prestoj, do edna godi na
Enumerated persons	Total	Present in the place of usual residence	Absent elsewhere in the Republic of Macedonia		Absent	
			In order to work, attending school etc.	Forced migrated persons	Working for foreign employer's or working independently or staying, up to one year	
<b>Rostu{ a</b>	<b>9467</b>	<b>9451</b>	<b>8830</b>	<b>134</b>	<b>-</b>	<b>467</b>
Makedonci	5212	5208	4811	104	-	288
Al banci	1112	1105	1085	4	-	12
Turci	3043	3040	2844	25	-	161
Romi	1	1	1	-	-	-
VI asi	-	-	-	-	-	-
Srbi	1	1	1	-	-	-
Bo{ waci	32	31	28	1	-	2
Ostanati	66	65	60	-	-	4
<b>Samokov</b>	<b>1587</b>	<b>1553</b>	<b>1438</b>	<b>110</b>	<b>-</b>	<b>4</b>
Makedonci	1577	1543	1428	110	-	4
Al banci	-	-	-	-	-	-
Turci	-	-	-	-	-	-
Romi	-	-	-	-	-	-
VI asi	-	-	-	-	-	-
Srbi	6	6	6	-	-	-
Bo{ waci	-	-	-	-	-	-
Ostanati	4	4	4	-	-	-
<b>Saraj</b>	<b>24356</b>	<b>24253</b>	<b>23716</b>	<b>41</b>	<b>5</b>	<b>376</b>
Makedonci	1344	1341	1327	11	-	-
Al banci	21544	21529	21075	27	5	354
Turci	21	21	21	-	-	-
Romi	298	214	211	-	-	-
VI asi	-	-	-	-	-	-
Srbi	17	17	16	-	-	-
Bo{ waci	1035	1035	977	2	-	18
Ostanati	97	96	89	1	-	4
<b>Sveti Ni kol e</b>	<b>18532</b>	<b>18497</b>	<b>17496</b>	<b>807</b>	<b>1</b>	<b>87</b>
Makedonci	18039	18005	17047	797	1	85
Al banci	-	-	-	-	-	-
Turci	81	81	79	1	-	-
Romi	73	72	65	1	-	-
VI asi	238	238	224	8	-	1
Srbi	71	71	61	-	-	1
Bo{ waci	1	1	-	-	-	-
Ostanati	29	29	20	-	-	-

Tabela 6. Popi { ani I i ca spored i zjasnuvaweto za naci onal nata pri padnost i pri ~i ni te za pri sutnost-otsutnost, po pol

Table 6. Enumerated persons according to the declaration by ethnic affiliation and reasons for presence-absence, by sex

		Pri vremeno pri sutni I i ca vo mestoto na Popi s					
stranstvo	Stranci so odobreni e za prestop vo Republ i ka Makedoni ja, pri sutni edna godi na i pove}e	Od stranstvo		Od drugo mesto vo Republ i ka Makedoni ja			
Drugi otsutni vo stranstvo		Stranci so odobreni e za prestop vo Republ i ka Makedoni ja, pri sutni pomal ku od edna godi na	Begal ci , humani tar no zgri ` eni I i ca i dr.	Zaradi rabota, { kol uvawe i sl .	Prisi l no rasel eni I i ca		
		Temporarily present persons in the Census place					
abroad	Foreigners with residence permit in the Republic of Macedonia, present more than one year	From abroad		From other place of the Republic of Macedonia			
Other absent abroad		Foreigners with residence permit in the Republic of Macedonia, present less than one year	Refugees, persons under humanitarian care etc.	In order to work, attending school etc.	Forced migrated persons		
15	5	2	10	4	-	<b>Rostu{a</b>	
4	1	-	1	3	-	Macedonians	
1	3	-	7	-	-	Albanians	
10	-	1	1	1	-	Turks	
-	-	-	-	-	-	Rhomas	
-	-	-	-	-	-	Vlachs	
-	-	-	-	-	-	Serbs	
-	-	-	1	-	-	Bosniacs	
-	1	1	-	-	-	Others	
1	-	-	-	30	4	<b>Samokov</b>	
1	-	-	-	30	4	Macedonians	
-	-	-	-	-	-	Albanians	
-	-	-	-	-	-	Turks	
-	-	-	-	-	-	Rhomas	
-	-	-	-	-	-	Vlachs	
-	-	-	-	-	-	Serbs	
-	-	-	-	-	-	Bosniacs	
-	-	-	-	-	-	Others	
31	84	3	14	-	86	<b>Saraj</b>	
-	3	-	-	-	3	Macedonians	
24	44	3	12	-	-	Albanians	
-	-	-	-	-	-	Turks	
-	3	-	1	-	83	Rhomas	
-	-	-	-	-	-	Vlachs	
-	1	-	-	-	-	Serbs	
6	32	-	-	-	-	Bosniacs	
1	1	-	1	-	-	Others	
65	41	-	4	31	-	<b>Sveti Nikole</b>	
57	18	-	3	31	-	Macedonians	
-	-	-	-	-	-	Albanians	
-	1	-	-	-	-	Turks	
2	4	-	1	-	-	Rhomas	
5	-	-	-	-	-	Vlachs	
1	8	-	-	-	-	Serbs	
-	1	-	-	-	-	Bosniacs	
-	9	-	-	-	-	Others	

Tabela 6. Popi { ani l i ca spored i zjasnuvaweto za naci onal nata pri padnost i pri -i ni te za pri sutnost-otsutnost, po pol

Table 6. Enumerated persons according to the declaration by ethnic affiliation and reasons for presence-absence, by sex

	Popi { ani l i ca	Vкупно nasel eni e				
		Vкупno	Pri sutni vo mestoto na voobi -aeno ` i veewe	Otsutni vo drugo mesto vo Republ i ka Makedoni ja		Otsutni vo
				Zaradi rabota, { kol uvawe i sl .	Pri si l no rasel eni l i ca	Na rabota kaj stranski rabotodavec i l i na samostojna rabota i l i pre stoj, do edna godi na
Enumerated persons	Total	Present in the place of usual residence	Absent elsewhere in the Republic of Macedonia		Absent	
			In order to work, attending school etc.	Forced migrated persons	Working for foreign employer's or working independently or staying, up to one year	
<b>Sopi { te</b>	<b>9530</b>	<b>9522</b>	<b>9350</b>	<b>62</b>	<b>2</b>	<b>30</b>
Makedonci	7218	7216	7128	53	1	9
Al banci	1947	1942	1875	5	1	21
Turci	244	244	240	4	-	-
Romi	-	-	-	-	-	-
VI asi	15	15	14	-	-	-
Srbi	58	58	52	-	-	-
Bo{ waci	-	-	-	-	-	-
Ostanati	48	47	41	-	-	-
<b>Sopotni ca</b>	<b>2332</b>	<b>2319</b>	<b>2235</b>	<b>69</b>	-	<b>5</b>
Makedonci	2323	2311	2230	69	-	5
Al banci	-	-	-	-	-	-
Turci	-	-	-	-	-	-
Romi	-	-	-	-	-	-
VI asi	-	-	-	-	-	-
Srbi	5	4	2	-	-	-
Bo{ waci	-	-	-	-	-	-
Ostanati	4	4	3	-	-	-
<b>Srbi novo</b>	<b>3731</b>	<b>3709</b>	<b>3173</b>	<b>31</b>	-	<b>457</b>
Makedonci	109	109	104	1	-	4
Al banci	3614	3592	3062	30	-	453
Turci	1	1	1	-	-	-
Romi	-	-	-	-	-	-
VI asi	-	-	-	-	-	-
Srbi	-	-	-	-	-	-
Bo{ waci	-	-	-	-	-	-
Ostanati	7	7	6	-	-	-
<b>Star Dojran</b>	<b>3472</b>	<b>3426</b>	<b>3210</b>	<b>169</b>	-	<b>6</b>
Makedonci	2672	2641	2478	143	-	5
Al banci	19	17	16	-	-	1
Turci	415	402	383	13	-	-
Romi	59	59	52	3	-	-
VI asi	3	3	3	-	-	-
Srbi	277	277	254	9	-	-
Bo{ waci	2	2	2	-	-	-
Ostanati	25	25	22	1	-	-

Tabela 6. Popi { ani I i ca spored i zjasnuvaweto za naci onal nata pri padnost i pri ~i ni te za pri sutnost-otsutnost, po pol

Table 6. Enumerated persons according to the declaration by ethnic affiliation and reasons for presence-absence, by sex

		Pri vremeno pri sutni I i ca vo mestoto na Popi s					
stranstvo	Stranci so odobreni e za prestop vo Republ i ka Makedoni ja, pri sutni edna godi na i pove}e	Od stranstvo		Od drugo mesto vo Republ i ka Makedoni ja			
Drugi otsutni vo stranstvo		Stranci so odobreni e za prestop vo Republ i ka Makedoni ja, pri sutni pomal ku od edna godi na	Begal ci , humani tar no zgri ` eni I i ca i dr.	Zaradi rabota, { kol uvawe i sl .	Prisi l no rasel eni I i ca		
		Temporarily present persons in the Census place					
abroad	Foreigners with residence permit in the Republic of Macedonia, present more than one year	From abroad		From other place of the Republic of Macedonia			
Other absent abroad		Foreigners with residence permit in the Republic of Macedonia, present less than one year	Refugees, persons under humanitarian care etc.	In order to work, attending school etc.	Forced migrated persons		
63	15	1	2	5	-	<b>Sopi{te</b>	
25	-	-	-	2	-	Macedonians	
36	4	-	2	3	-	Albanians	
-	-	-	-	-	-	Turks	
-	-	-	-	-	-	Rhomas	
1	-	-	-	-	-	Vlachs	
-	6	-	-	-	-	Serbs	
-	-	-	-	-	-	Bosniacs	
1	5	1	-	-	-	Others	
<b>6</b>	<b>4</b>	-	<b>1</b>	<b>12</b>	-	<b>Sopotnica</b>	
6	1	-	-	12	-	Macedonians	
-	-	-	-	-	-	Albanians	
-	-	-	-	-	-	Turks	
-	-	-	-	-	-	Rhomas	
-	-	-	-	-	-	Vlachs	
-	2	-	1	-	-	Serbs	
-	-	-	-	-	-	Bosniacs	
-	1	-	-	-	-	Others	
<b>23</b>	<b>25</b>	-	<b>21</b>	<b>1</b>	-	<b>Srbino vo</b>	
-	-	-	-	-	-	Macedonians	
23	24	-	21	1	-	Albanians	
-	-	-	-	-	-	Turks	
-	-	-	-	-	-	Rhomas	
-	-	-	-	-	-	Vlachs	
-	-	-	-	-	-	Serbs	
-	-	-	-	-	-	Bosniacs	
-	1	-	-	-	-	Others	
<b>22</b>	<b>19</b>	-	<b>4</b>	<b>42</b>	-	<b>Star Dojran</b>	
15	-	-	-	31	-	Macedonians	
-	-	-	-	2	-	Albanians	
5	1	-	4	9	-	Turks	
-	4	-	-	-	-	Rhomas	
-	-	-	-	-	-	Vlachs	
2	12	-	-	-	-	Serbs	
-	-	-	-	-	-	Bosniacs	
-	2	-	-	-	-	Others	

Tabela 6. Popi { ani l i ca spored i zjasnuvaweto za naci onal nata pri padnost i pri -i ni te za pri sutnost-otsutnost, po pol  
Table 6. Enumerated persons according to the declaration by ethnic affiliation and reasons for presence-absence, by sex

	Popi { ani l i ca	Vкупно naseleni e				
		Vкупno	Pri sutni vo mestoto na voobi -aeno i veewe	Otsutni vo drugo mesto vo Republ i ka Makedoni ja		Otsutni vo
				Zaradi rabota, { kol uvawe i sl .	Pri si l no raseleni l i ca	Na rabota kaj stranski rabotodavec i l i na samostojna rabota i l i prestoj, do edna godi na
Enumerated persons	Total	Present in the place of usual residence	Absent elsewhere in the Republic of Macedonia		Total population	
			In order to work, attending school etc.	Forced migrated persons	Absent	
					Working for foreign employer's or working independently or staying, up to one year	
<b>Staravi na</b>	<b>320</b>	<b>316</b>	<b>305</b>	<b>11</b>	-	-
Makedonci	318	314	303	11	-	-
Al banci	-	-	-	-	-	-
Turci	1	1	1	-	-	-
Romi	-	-	-	-	-	-
VI asi	-	-	-	-	-	-
Srbi	1	1	1	-	-	-
Bo{ waci	-	-	-	-	-	-
Ostanati	-	-	-	-	-	-
<b>Staro Nagori -ane</b>	<b>4273</b>	<b>4258</b>	<b>4126</b>	<b>108</b>	-	<b>8</b>
Makedonci	3332	3331	3237	87	-	2
Al banci	1	1	1	-	-	-
Turci	-	-	-	-	-	-
Romi	1	1	1	-	-	-
VI asi	-	-	-	-	-	-
Srbi	933	920	885	21	-	6
Bo{ waci	-	-	-	-	-	-
Ostanati	6	5	2	-	-	-
<b>Struga</b>	<b>37017</b>	<b>36892</b>	<b>34968</b>	<b>913</b>	<b>3</b>	<b>742</b>
Makedonci	17773	17686	16674	672	-	199
Al banci	15345	15324	14610	178	3	456
Turci	2010	2008	1902	23	-	72
Romi	113	112	111	-	-	-
VI asi	647	647	600	27	-	2
Srbi	103	100	94	1	-	-
Bo{ waci	31	31	31	-	-	-
Ostanati	995	984	946	12	-	13
<b>Strumi ca</b>	<b>45213</b>	<b>45087</b>	<b>42798</b>	<b>1525</b>	<b>3</b>	<b>197</b>
Makedonci	41927	41822	39613	1505	3	195
Al banci	1	1	1	-	-	-
Turci	2649	2642	2629	9	-	-
Romi	133	130	124	2	-	1
VI asi	3	3	3	-	-	-
Srbi	180	176	142	6	-	1
Bo{ waci	6	6	5	1	-	-
Ostanati	314	307	281	2	-	-



Tabela 6. Popi { ani I i ca spored i zjasnuvaweto za naci onal nata pri padnost i pri ~i ni te za pri sutnost-otsutnost, po pol

Table 6. Enumerated persons according to the declaration by ethnic affiliation and reasons for presence-absence, by sex

stranstvo	Stranci so odobreni e za prestop vo Republ i ka Makedoni ja, pri sutni edna godi na i pove}e	Pri vremeno pri sutni I i ca vo mestoto na Popi s				
		Od stranstvo		Od drugo mesto vo Republ i ka Makedoni ja		
		Stranci so odobreni e za prestop vo Republ i ka Makedoni ja, pri sutni pomal ku od edna godi na	Begal ci , humani tar no zgri ` eni I i ca i dr.	Zaradi rabota, { kol uvawe i sl .	Prisi l no rasel eni I i ca	
abroad	Foreigners with residence permit in the Republic of Macedonia, present more than one year	Temporarily present persons in the Census place				
Other absent abroad	Foreigners with residence permit in the Republic of Macedonia, present less than one year	From abroad		From other place of the Republic of Macedonia		
		Foreigners with residence permit in the Republic of Macedonia, present less than one year	Refugees, persons under humanitarian care etc.	In order to work, attending school etc.	Forced migrated persons	
-	-	-	-	4	-	<b>Staravina</b>
-	-	-	-	4	-	Macedonians
-	-	-	-	-	-	Albanians
-	-	-	-	-	-	Turks
-	-	-	-	-	-	Rhomas
-	-	-	-	-	-	Vlachs
-	-	-	-	-	-	Serbs
-	-	-	-	-	-	Bosniacs
-	-	-	-	-	-	Others
9	7	2	13	-	-	<b>Staro - Nagori -ane</b>
4	1	-	1	-	-	Macedonians
-	-	-	-	-	-	Albanians
-	-	-	-	-	-	Turks
-	-	-	-	-	-	Rhomas
-	-	-	-	-	-	Vlachs
5	3	1	12	-	-	Serbs
-	-	-	-	-	-	Bosniacs
-	3	1	-	-	-	Others
226	40	4	15	101	5	<b>Struga</b>
131	10	-	-	82	5	Macedonians
60	17	4	10	7	-	Albanians
11	-	-	-	2	-	Turks
-	1	-	-	1	-	Rhomas
18	-	-	-	-	-	Vlachs
-	5	-	3	-	-	Serbs
-	-	-	-	-	-	Bosniacs
6	7	-	2	9	-	Others
511	53	11	8	107	-	<b>Strumica</b>
501	5	1	1	103	-	Macedonians
-	-	-	-	-	-	Albanians
1	3	2	1	4	-	Turks
-	3	-	3	-	-	Rhomas
-	-	-	-	-	-	Vlachs
4	23	3	1	-	-	Serbs
-	-	-	-	-	-	Bosniacs
5	19	5	2	-	-	Others

Tabela 6. Popi { ani l i ca spored i zjasnuvaweto za naci onal nata pri padnost i pri -i ni te za pri sutnost-otsutnost, po pol  
Table 6. Enumerated persons according to the declaration by ethnic affiliation and reasons for presence-absence, by sex

	Popi { ani l i ca	Vkupno nasel eni e				
		Vkupno	Pri sutni vo mestoto na voobi -aeno i veewe	Otsutni vo drugo mesto vo Republ i ka Makedoni ja		Otsutni vo
				Zaradi rabota, { kol uvawe i sl .	Pri si l no rasel eni l i ca	Na rabota kaj stranski rabotodavec i l i na samostojna rabota i l i prestoj, do edna godi na
Enumerated persons	Total	Present in the place of usual residence	Absent elsewhere in the Republic of Macedonia		Absent	
			In order to work, attending school etc.	Forced migrated persons	Working for foreign employer's or working independently or staying, up to one year	
<b>Studeni -ani</b>	<b>17269</b>	<b>17246</b>	<b>17064</b>	<b>66</b>	<b>6</b>	<b>33</b>
Makedonci	309	309	303	2	-	4
Al banci	11812	11793	11734	26	-	14
Turci	3286	3285	3252	20	5	6
Romi	73	73	72	1	-	-
VI asi	-	-	-	-	-	-
Srbi	14	14	14	-	-	-
Bo{ waci	1665	1662	1585	16	1	9
Ostanati	110	110	104	1	-	-
<b>Tearce</b>	<b>22523</b>	<b>22454</b>	<b>20615</b>	<b>111</b>	<b>390</b>	<b>1192</b>
Makedonci	2741	2739	2273	79	360	8
Al banci	19016	18950	17636	31	2	1167
Turci	516	516	505	1	2	8
Romi	67	67	41	-	20	-
VI asi	-	-	-	-	-	-
Srbi	14	14	9	-	4	-
Bo{ waci	1	1	-	-	-	-
Ostanati	168	167	151	-	2	9
<b>Tetovo</b>	<b>71607</b>	<b>70841</b>	<b>68801</b>	<b>646</b>	<b>204</b>	<b>612</b>
Makedonci	19991	19956	19088	536	171	45
Al banci	45995	45316	44323	81	1	553
Turci	1891	1882	1845	6	-	9
Romi	2379	2357	2291	9	31	-
VI asi	13	13	13	-	-	-
Srbi	604	602	563	13	1	1
Bo{ waci	159	156	153	-	-	-
Ostanati	575	559	525	1	-	4
<b>Topol -ani</b>	<b>2924</b>	<b>2923</b>	<b>2872</b>	<b>36</b>	<b>-</b>	<b>8</b>
Makedonci	2056	2056	2022	27	-	7
Al banci	1	1	1	-	-	-
Turci	792	791	776	9	-	1
Romi	-	-	-	-	-	-
VI asi	-	-	-	-	-	-
Srbi	1	1	-	-	-	-
Bo{ waci	69	69	69	-	-	-
Ostanati	5	5	4	-	-	-

Tabela 6. Popi { ani I i ca spored i zjasnuvaweto za naci onal nata pri padnost i pri ~i ni te za pri sutnost-otsutnost, po pol

Table 6. Enumerated persons according to the declaration by ethnic affiliation and reasons for presence-absence, by sex

		Pri vremeno pri sutni I i ca vo mestoto na Popi s					
stranstvo	Stranci so odobreni e za prestop vo Republ i ka Makedoni ja, pri sutni edna godi na i pove}e	Od stranstvo		Od drugo mesto vo Republ i ka Makedoni ja			
Drugi otsutni vo stranstvo		Stranci so odobreni e za prestop vo Republ i ka Makedoni ja, pri sutni pomal ku od edna godi na	Begal ci , humani tar no zgri ` eni I i ca i dr.	Zaradi rabota, { kol uvawe i sl .	Prisi l no rasel eni I i ca		
		Temporarily present persons in the Census place					
abroad	Foreigners with residence permit in the Republic of Macedonia, present more than one year	From abroad		From other place of the Republic of Macedonia			
Other absent abroad		Foreigners with residence permit in the Republic of Macedonia, present less than one year	Refugees, persons under humanitarian care etc.	In order to work, attending school etc.	Forced migrated persons		
13	64	4	19	-	-	<b>Studen i -ani</b>	
-	-	-	-	-	-	Macedonians	
-	19	3	16	-	-	Albanians	
-	2	1	-	-	-	Turks	
-	-	-	-	-	-	Rhomas	
-	-	-	-	-	-	Vlachs	
-	-	-	-	-	-	Serbs	
13	38	-	3	-	-	Bosniacs	
-	5	-	-	-	-	Others	
<b>77</b>	<b>69</b>	<b>4</b>	<b>63</b>	<b>2</b>	-	<b>Teorce</b>	
16	3	-	-	2	-	Macedonians	
61	53	4	62	-	-	Albanians	
-	-	-	-	-	-	Turks	
-	6	-	-	-	-	Rhomas	
-	-	-	-	-	-	Vlachs	
-	1	-	-	-	-	Serbs	
-	1	-	-	-	-	Bosniacs	
-	5	-	1	-	-	Others	
<b>271</b>	<b>307</b>	<b>86</b>	<b>157</b>	<b>506</b>	<b>17</b>	<b>Tetovo</b>	
102	14	-	1	17	17	Macedonians	
147	211	82	120	477	-	Albanians	
15	7	1	3	5	-	Turks	
3	23	-	21	1	-	Rhomas	
-	-	-	-	-	-	Vlachs	
1	23	-	1	1	-	Serbs	
1	2	-	3	-	-	Bosniacs	
2	27	3	8	5	-	Others	
<b>4</b>	<b>3</b>	-	<b>1</b>	-	-	<b>Topol -ani</b>	
-	-	-	-	-	-	Macedonians	
-	-	-	-	-	-	Albanians	
4	1	-	1	-	-	Turks	
-	-	-	-	-	-	Rhomas	
-	-	-	-	-	-	Vlachs	
-	1	-	-	-	-	Serbs	
-	-	-	-	-	-	Bosniacs	
-	1	-	-	-	-	Others	

Tabela 6. Popi { ani l i ca spored i zjasnuvaweto za naci onal nata pri padnost i pri -i ni te za pri sutnost-otsutnost, po pol

Table 6. Enumerated persons according to the declaration by ethnic affiliation and reasons for presence-absence, by sex

	Popi { ani l i ca	Vкупно nasel eni e				
		Vкупno	Pri sutni vo mestoto na voobi -aeno ` i veewe	Otsutni vo drugo mesto vo Republ i ka Makedoni ja		Otsutni vo
				Zaradi rabota, { kol uvawe i sl .	Pri si l no rasel eni l i ca	Na rabota kaj stranski rabotodavec i l i na samostojna rabota i l i prestoj, do edna godi na
Enumerated persons	Total	Present in the place of usual residence	Absent elsewhere in the Republic of Macedonia		Absent	
			In order to work, attending school etc.	Forced migrated persons	Working for foreign employer's or working independently or staying, up to one year	
			<b>Capari</b>	<b>1426</b>	<b>1424</b>	<b>1387</b>
Makedonci	1013	1011	985	23	1	-
Al banci	318	318	312	1	-	1
Turci	2	2	2	-	-	-
Romi	-	-	-	-	-	-
VI asi	87	87	83	4	-	-
Srbi	1	1	1	-	-	-
Bo{ waci	1	1	-	-	-	-
Ostanati	4	4	4	-	-	-
<b>Centar @upa</b>	<b>6301</b>	<b>6299</b>	<b>5407</b>	<b>83</b>	<b>1</b>	<b>782</b>
Makedonci	814	814	760	16	-	38
Al banci	437	437	434	1	-	2
Turci	5025	5023	4193	66	1	737
Romi	-	-	-	-	-	-
VI asi	-	-	-	-	-	-
Srbi	-	-	-	-	-	-
Bo{ waci	-	-	-	-	-	-
Ostanati	25	25	20	-	-	5
<b>^a{ ka</b>	<b>2916</b>	<b>2878</b>	<b>2720</b>	<b>122</b>	<b>2</b>	<b>29</b>
Makedonci	2162	2127	2040	75	2	10
Al banci	218	215	206	7	-	2
Turci	387	387	345	28	-	12
Romi	-	-	-	-	-	-
VI asi	1	1	1	-	-	-
Srbi	45	45	40	4	-	-
Bo{ waci	67	67	60	2	-	5
Ostanati	36	36	28	6	-	-
<b>^egrane</b>	<b>12346</b>	<b>12310</b>	<b>12113</b>	<b>58</b>	<b>-</b>	<b>85</b>
Makedonci	237	237	224	10	-	-
Al banci	11999	11969	11789	48	-	84
Turci	-	-	-	-	-	-
Romi	-	-	-	-	-	-
VI asi	-	-	-	-	-	-
Srbi	1	1	1	-	-	-
Bo{ waci	4	2	1	-	-	1
Ostanati	105	101	98	-	-	-

Tabela 6. Popi { ani I i ca spored i zjasnuvaweto za naci onal nata pri padnost i pri ~i ni te za pri sutnost-otsutnost, po pol

Table 6. Enumerated persons according to the declaration by ethnic affiliation and reasons for presence-absence, by sex

stranstvo	Stranci so odobreni e za prestop vo Republ i ka Makedoni ja, pri sutni edna godi na i pove}e	Pri vremeno pri sutni I i ca vo mestoto na Popi s				
		Od stranstvo		Od drugo mesto vo Republ i ka Makedoni ja		
		Stranci so odobreni e za prestop vo Republ i ka Makedoni ja, pri sutni pomal ku od edna godi na	Begal ci , humani tar no zgri ` eni I i ca i dr.	Zaradi rabota, { kol uvawe i sl .	Prisi l no rasel eni I i ca	
abroad	Foreigners with residence permit in the Republic of Macedonia, present more than one year	Temporarily present persons in the Census place				
Other absent abroad	Foreigners with residence permit in the Republic of Macedonia, present less than one year	From abroad		From other place of the Republic of Macedonia		
		Foreigners with residence permit in the Republic of Macedonia, present less than one year	Refugees, persons under humanitarian care etc.	In order to work, attending school etc.	Forced migrated persons	
2	5	-	1	1	-	<b>Capari</b>
1	1	-	1	1	-	Macedonians
1	3	-	-	-	-	Albanians
-	-	-	-	-	-	Turks
-	-	-	-	-	-	Rhomas
-	-	-	-	-	-	Vlachs
-	-	-	-	-	-	Serbs
-	1	-	-	-	-	Bosniacs
-	-	-	-	-	-	Others
25	1	1	1	-	-	<b>Centar @upa</b>
-	-	-	-	-	-	Macedonians
-	-	-	-	-	-	Albanians
25	1	1	1	-	-	Turks
-	-	-	-	-	-	Rhomas
-	-	-	-	-	-	Vlachs
-	-	-	-	-	-	Serbs
-	-	-	-	-	-	Bosniacs
-	-	-	-	-	-	Others
-	5	-	-	35	3	<b>^a{ka</b>
-	-	-	-	35	-	Macedonians
-	-	-	-	-	3	Albanians
-	2	-	-	-	-	Turks
-	-	-	-	-	-	Rhomas
-	-	-	-	-	-	Vlachs
-	1	-	-	-	-	Serbs
-	-	-	-	-	-	Bosniacs
-	2	-	-	-	-	Others
23	31	2	34	-	-	<b>^egrane</b>
3	-	-	-	-	-	Macedonians
20	28	2	28	-	-	Albanians
-	-	-	-	-	-	Turks
-	-	-	-	-	-	Rhomas
-	-	-	-	-	-	Vlachs
-	-	-	-	-	-	Serbs
-	-	-	2	-	-	Bosniacs
-	3	-	4	-	-	Others

Tabela 6. Popi { ani l i ca spored i zjasnuvaweto za naci onal nata pri padnost i pri -i ni te za pri sutnost-otsutnost, po pol

Table 6. Enumerated persons according to the declaration by ethnic affiliation and reasons for presence-absence, by sex

	Popi { ani l i ca	Vкупно nasel eni e				
		Vкупno	Pri sutni vo mestoto na voobi -aeno ^ i veewe	Otsutni vo drugo mesto vo Republ i ka Makedoni ja		Otsutni vo
				Zaradi rabota, { kol uvawe i sl .	Pri si l no rasel eni l i ca	Na rabota kaj stranski rabotodavec i l i na samostojna rabota i l i prestoj, do edna godi na
Enumerated persons	Total	Present in the place of usual residence	Absent elsewhere in the Republic of Macedonia		Absent	
			In order to work, attending school etc.	Forced migrated persons	Working for foreign employer's or working independently or staying, up to one year	
			<b>^e{ i novo</b>	<b>2426</b>	<b>2419</b>	<b>2306</b>
Makedonci	2405	2398	2287	95	-	13
Al banci	-	-	-	-	-	-
Turci	-	-	-	-	-	-
Romi	-	-	-	-	-	-
VI asi	19	19	19	-	-	-
Srbi	2	2	-	-	-	-
Bo{ waci	-	-	-	-	-	-
Ostanati	-	-	-	-	-	-
<b>^u-er -Sandevo</b>	<b>8762</b>	<b>8493</b>	<b>8347</b>	<b>53</b>	<b>17</b>	<b>18</b>
Makedonci	4022	4019	3962	31	-	13
Al banci	2205	1943	1906	1	16	4
Turci	-	-	-	-	-	-
Romi	23	23	21	-	-	-
VI asi	16	16	16	-	-	-
Srbi	2428	2426	2385	21	-	1
Bo{ waci	1	1	1	-	-	-
Ostanati	67	65	56	-	1	-
<b>Xep-i { te</b>	<b>7963</b>	<b>7919</b>	<b>7560</b>	<b>8</b>	<b>8</b>	<b>307</b>
Makedonci	98	90	80	1	8	-
Al banci	7822	7788	7439	7	-	307
Turci	-	-	-	-	-	-
Romi	-	-	-	-	-	-
VI asi	1	1	1	-	-	-
Srbi	1	-	-	-	-	-
Bo{ waci	-	-	-	-	-	-
Ostanati	41	40	40	-	-	-
<b>[ i pkovi ca</b>	<b>7854</b>	<b>7820</b>	<b>7578</b>	<b>12</b>	<b>5</b>	<b>176</b>
Makedonci	7	7	3	-	4	-
Al banci	7813	7782	7548	12	-	176
Turci	-	-	-	-	-	-
Romi	-	-	-	-	-	-
VI asi	1	1	1	-	-	-
Srbi	2	2	-	-	1	-
Bo{ waci	-	-	-	-	-	-
Ostanati	31	28	26	-	-	-

Tabela 6. Popi { ani I i ca spored i zjasnuvaweto za naci onal nata pri padnost i pri ~i ni te za pri sutnost-otsutnost, po pol

Table 6. Enumerated persons according to the declaration by ethnic affiliation and reasons for presence-absence, by sex

		Pri vremeno pri sutni I i ca vo mestoto na Popi s					
stranstvo	Stranci so odobreni e za prestop vo Republ i ka Makedoni ja, pri sutni edna godi na i pove}e	Od stranstvo		Od drugo mesto vo Republ i ka Makedoni ja			
Drugi otsutni vo stranstvo		Stranci so odobreni e za prestop vo Republ i ka Makedoni ja, pri sutni pomal ku od edna godi na	Begal ci , humani tar no zgri `eni I i ca i dr.	Zaradi rabota, { kol uvawe i sl .	Prisi I no rasel eni I i ca		
		Temporarily present persons in the Census place					
abroad	Foreigners with residence permit in the Republic of Macedonia, present more than one year	From abroad		From other place of the Republic of Macedonia			
Other absent abroad		Foreigners with residence permit in the Republic of Macedonia, present less than one year	Refugees, persons under humanitarian care etc.	In order to work, attending school etc.	Forced migrated persons		
2	3	-	-	7	-	<b>^e{inovo</b>	
2	1	-	-	7	-	Macedonians	
-	-	-	-	-	-	Albanians	
-	-	-	-	-	-	Turks	
-	-	-	-	-	-	Rhomas	
-	-	-	-	-	-	Vlachs	
-	2	-	-	-	-	Serbs	
-	-	-	-	-	-	Bosniacs	
-	-	-	-	-	-	Others	
17	41	1	266	2	-	<b>^u-er - Sandevo</b>	
11	2	1	-	2	-	Macedonians	
4	12	-	262	-	-	Albanians	
-	-	-	-	-	-	Turks	
-	2	-	-	-	-	Rhomas	
-	-	-	-	-	-	Vlachs	
1	18	-	2	-	-	Serbs	
-	-	-	-	-	-	Bosniacs	
1	7	-	2	-	-	Others	
21	15	-	36	-	8	<b>D`ep-i{te</b>	
-	1	-	-	-	8	Macedonians	
21	14	-	34	-	-	Albanians	
-	-	-	-	-	-	Turks	
-	-	-	-	-	-	Rhomas	
-	-	-	-	-	-	Vlachs	
-	-	-	1	-	-	Serbs	
-	-	-	-	-	-	Bosniacs	
-	-	-	1	-	-	Others	
5	44	2	32	-	-	<b>[ipkovica</b>	
-	-	-	-	-	-	Macedonians	
5	41	2	29	-	-	Albanians	
-	-	-	-	-	-	Turks	
-	-	-	-	-	-	Rhomas	
-	-	-	-	-	-	Vlachs	
-	1	-	-	-	-	Serbs	
-	-	-	-	-	-	Bosniacs	
-	2	-	3	-	-	Others	

Tabela 6. Popi { ani l i ca spored i zjasnuvaweto za naci onal nata pri padnost i pri ~i ni te za pri sutnost-otsutnost, po pol

Table 6. Enumerated persons according to the declaration by ethnic affiliation and reasons for presence-absence, by sex

	Popi { ani l i ca	Vкупно nasel eni e				
		Vкупno	Pri sutni vo mestoto na voobi ~aeno ~ i veewe	Otsutni vo drugo mesto vo Republ i ka Makedoni ja		Otsutni vo
				Zaradi rabota, { kol uvawe i sl .	Pri si l no rasel eni l i ca	Na rabota kaj stranski rabotodavec i l i na samostojna rabota i l i pre stoj, do edna godi na
[ ti p	Enumerated persons	Total	Present in the place of usual residence	Absent elsewhere in the Republic of Macedonia		Total population
				In order to work, attending school etc.	Forced migrated persons	Absent
						Working for foreign employer's or working independently or staying, up to one year
	48098	47796	45710	1548	4	100
Makedonci	41957	41670	39833	1409	4	91
Al banci	12	12	12	-	-	-
Turci	1273	1272	1250	13	-	-
Romi	2198	2195	2159	31	-	-
VI asi	2075	2074	1950	81	-	6
Srbi	304	297	261	10	-	3
Bo{ waci	11	11	10	-	-	-
Ostanati	268	265	235	4	-	-



Tabela 6. Popi { ani I i ca spored i zjasnuvaweto za naci onal nata pri padnost i pri ~i ni te za pri sutnost-otsutnost, po pol

Table 6. Enumerated persons according to the declaration by ethnic affiliation and reasons for presence-absence, by sex

		Pri vremeno pri sutni I i ca vo mestoto na Popi s					
stranstvo	Stranci so odobreni e za prestop vo Republ i ka Makedoni ja, pri sutni edna godi na i pove}e	Od stranstvo		Od drugo mesto vo Republ i ka Makedoni ja			
Drugi otsutni vo stranstvo		Stranci so odobreni e za prestop vo Republ i ka Makedoni ja, pri sutni pomal ku od edna godi na	Begal ci , humani tar no zgri ` eni I i ca i dr.	Zaradi rabota, { kol uvawe i sl .	Prisi l no rasel eni I i ca		
		Temporarily present persons in the Census place					
abroad	Foreigners with residence permit in the Republic of Macedonia, present more than one year	From abroad		From other place of the Republic of Macedonia			
Other absent abroad		Foreigners with residence permit in the Republic of Macedonia, present less than one year	Refugees, persons under humanitarian care etc.	In order to work, attending school etc.	Forced migrated persons		
	384	50	7	5	287	3	<b>[tip</b>
	325	8	-	3	281	3	Macedonians
	-	-	-	-	-	-	Albanians
	9	-	-	-	1	-	Turks
	3	2	1	-	2	-	Rhomas
	37	-	-	-	1	-	Vlachs
	5	18	4	2	1	-	Serbs
	-	1	-	-	-	-	Bosniacs
	5	21	2	-	1	-	Others

Tabela 6. Popi { ani l i ca spored i zjasnuvaweto za naci onal nata pri padnost i pri -i ni te za pri sutnost-otsutnost, po pol , ma` i

Table 6. Enumerated persons according to the declaration by ethnic affiliation and reasons for presence-absence, by sex, Male

	Vкупno nasel eni e					
	Popi { ani l i ca	Vкупno	Pri sutni vo mestoto na voobi -aeno` i veewe	Otsutni vo drugo mesto vo Republ i ka Makedoni ja		Otsutni vo
				Zaradi rabota, { kol uvawe i sl .	Pri si l no rasel eni l i ca	Na rabota kaj stranski rabotodavec i l i na samostojna rabota i l i prestop, do edna godi na
Enumerated persons	Total	Present in the place of usual residence	Absent elsewhere in the Republic of Macedonia		Absent	
			In order to work, attending school etc.	Forced migrated persons	Working for foreign employer's or working independently or staying, up to one year	
<b>Republ i ka Makedoni ja</b>	<b>1023564</b>	<b>1015377</b>	<b>963179</b>	<b>26477</b>	<b>1084</b>	<b>16438</b>
Makedonci	653881	648178	615116	22749	688	4562
Al banci	259369	258195	244581	1865	129	10200
Turci	39676	39550	37326	701	8	1186
Romi	27592	27137	26414	385	65	99
VI asi	5193	5146	4855	170	-	22
Srbi	18919	18580	17440	338	188	86
Bo{ waci	8674	8634	8223	118	1	108
Ostanati	10260	9957	9224	151	5	175
<b>Skopje</b>	<b>233710</b>	<b>229485</b>	<b>223825</b>	<b>1952</b>	<b>20</b>	<b>979</b>
Makedonci	164929	161388	157663	1514	15	570
Al banci	36891	36710	36008	151	2	283
Turci	4368	4313	4160	37	-	15
Romi	11712	11497	11227	144	1	19
VI asi	1335	1296	1255	12	-	2
Srbi	7311	7239	6915	45	1	37
Bo{ waci	3230	3217	3074	23	1	33
Ostanati	3934	3825	3523	26	-	20
<b>Gazi Baba</b>	<b>37346</b>	<b>36177</b>	<b>35321</b>	<b>370</b>	<b>1</b>	<b>218</b>
Makedonci	27506	26443	25894	310	1	90
Al banci	6498	6477	6292	33	-	116
Turci	325	318	297	4	-	-
Romi	1063	1020	998	7	-	6
VI asi	116	108	106	-	-	-
Srbi	1067	1053	1011	6	-	4
Bo{ waci	346	345	331	6	-	1
Ostanati	425	413	392	4	-	1
<b>\\or-e Petrov</b>	<b>20732</b>	<b>20605</b>	<b>20090</b>	<b>235</b>	<b>2</b>	<b>72</b>
Makedonci	17550	17471	17089	212	2	59
Al banci	804	802	791	6	-	5
Turci	183	183	179	2	-	-
Romi	658	637	618	2	-	-
VI asi	54	54	54	-	-	-
Srbi	906	900	843	8	-	6
Bo{ waci	255	252	241	2	-	1
Ostanati	322	306	275	3	-	1

Tabela 6. Popi { ani I i ca spored i zjasnuvaweto za naci onal nata pri padnost i pri ~i ni te za pri sutnost-otsutnost, po pol , ma` i

Table 6. Enumerated persons according to the declaration by ethnic affiliation and reasons for presence-absence, by sex, Male

		Pri vremeno pri sutni I i ca vo mestoto na Popi s				
stranstvo	Stranci so odobreni e za prestop vo Republ i ka Makedoni ja, pri sutni edna godi na i pove}e	Od stranstvo		Od drugo mesto vo Republ i ka Makedoni ja		
Drugi otsutni vo stranstvo		Stranci so odobreni e za prestop vo Republ i ka Makedoni ja, pri sutni pomal ku od edna godi na	Begal ci , humani tarno zgri`eni I i ca i dr.	Zaradi rabota, { kol uvawe i sl .	Prisi l no rasel eni I i ca	
		Temporarily present persons in the Census place				
abroad	Foreigners with residence permit in the Republic of Macedonia, present more than one year	From abroad		From other place of the Republic of Macedonia		
Other absent abroad		Foreigners with residence permit in the Republic of Macedonia, present less than one year	Refugees, persons under humanitarian care etc.	In order to work, attending school etc.	Forced migrated persons	
6953	1246	271	1134	5788	994	<b>Republic of Macedonia</b>
4941	122	22	24	5047	610	Macedonians
1175	245	60	525	474	115	Albanians
287	42	7	24	90	5	Turks
72	102	10	353	28	64	Rhomas
97	2	-	-	47	-	Vlachs
164	364	39	60	46	194	Serbs
123	61	2	13	25	-	Bosniacs
94	308	131	135	31	6	Others
<b>2098</b>	<b>611</b>	<b>103</b>	<b>310</b>	<b>3284</b>	<b>528</b>	<b>Skopje</b>
1576	50	5	10	3039	487	Macedonians
182	84	9	65	93	14	Albanians
67	34	4	1	46	4	Turks
37	69	8	179	12	16	Rhomas
26	1	-	-	39	-	Vlachs
85	156	21	17	30	4	Serbs
68	18	1	3	9	-	Bosniacs
57	199	55	35	16	3	Others
<b>194</b>	<b>73</b>	<b>9</b>	<b>48</b>	<b>849</b>	<b>263</b>	<b>Gazi Baba</b>
140	8	-	2	808	253	Macedonians
21	15	1	13	4	3	Albanians
7	10	-	-	7	-	Turks
-	9	4	26	10	3	Rhomas
2	-	-	-	8	-	Vlachs
8	24	2	3	6	3	Serbs
7	-	-	1	-	-	Bosniacs
9	7	2	3	6	1	Others
<b>131</b>	<b>75</b>	<b>11</b>	<b>29</b>	<b>62</b>	<b>25</b>	<b>vor-e Petrov</b>
105	4	-	1	54	24	Macedonians
-	-	-	-	2	-	Albanians
2	-	-	-	-	-	Turks
1	16	1	19	1	-	Rhomas
-	-	-	-	-	-	Vlachs
11	32	1	3	1	1	Serbs
7	1	-	-	3	-	Bosniacs
5	22	9	6	1	-	Others

Tabela 6. Popi { ani l i ca spored i zjasnuvaweto za naci onal nata pri padnost i pri -i ni te za pri sutnost-otsutnost, po pol , ma` i  
Table 6. Enumerated persons according to the declaration by ethnic affiliation and reasons for presence-absence, by sex, Male

	Popi { ani l i ca	Vkupno nasel eni e				
		Vkupno	Pri sutni vo mestoto na voobi -aeno` i veewe	Otsutni vo drugo mesto vo Republ i ka Makedoni ja		Otsutni vo
				Zaradi rabota, { kol uvawe i sl .	Pri si l no rasel eni l i ca	Na rabota kaj stranski rabotodavec i l i na samostojna rabota i l i prestop, do edna godi na
Enumerated persons	Total	Present in the place of usual residence	Absent elsewhere in the Republic of Macedonia		Absent	
			In order to work, attending school etc.	Forced migrated persons	Working for foreign employer's or working independently or staying, up to one year	
<b>Karpo{</b>	<b>29730</b>	<b>28532</b>	<b>27782</b>	<b>185</b>	<b>2</b>	<b>101</b>
Makedonci	26235	25153	24585	174	2	86
Al banci	1012	979	961	2	-	1
Turci	179	165	155	1	-	1
Romi	331	315	298	-	-	-
VI asi	221	209	203	2	-	2
Srbi	1083	1069	1016	6	-	10
Bo{ waci	52	49	45	-	-	-
Ostanati	617	593	519	-	-	1
<b>Ki sel a Voda</b>	<b>62158</b>	<b>61355</b>	<b>59832</b>	<b>544</b>	<b>4</b>	<b>220</b>
Makedonci	55734	55019	53783	499	3	174
Al banci	648	637	615	4	-	5
Turci	498	482	455	7	-	3
Romi	643	638	625	5	-	5
VI asi	604	596	573	9	-	-
Srbi	2362	2341	2245	13	1	13
Bo{ waci	498	495	472	1	-	11
Ostanati	1171	1147	1064	6	-	9
<b>Centar</b>	<b>40807</b>	<b>40056</b>	<b>38906</b>	<b>274</b>	<b>3</b>	<b>218</b>
Makedonci	21128	20546	19879	165	1	104
Al banci	13104	13039	12790	65	1	91
Turci	1766	1751	1694	15	-	4
Romi	1875	1826	1793	14	-	1
VI asi	253	242	234	-	-	-
Srbi	1103	1092	1046	7	-	4
Bo{ waci	848	846	808	4	1	9
Ostanati	730	714	662	4	-	5
<b>^ai r</b>	<b>34195</b>	<b>34104</b>	<b>33415</b>	<b>222</b>	<b>7</b>	<b>141</b>
Makedonci	16292	16272	15954	152	6	55
Al banci	13481	13432	13219	37	1	65
Turci	1387	1384	1350	8	-	7
Romi	469	469	463	3	-	-
VI asi	87	87	85	1	-	-
Srbi	770	764	734	5	-	-
Bo{ waci	1164	1163	1112	10	-	11
Ostanati	545	533	498	6	-	3

Tabela 6. Popi { ani I i ca spored i zjasnuvaweto za naci onal nata pri padnost i pri ~i ni te za pri sutnost-otsutnost, po pol , ma` i

Table 6. Enumerated persons according to the declaration by ethnic affiliation and reasons for presence-absence, by sex, Male

		Pri vremeno pri sutni I i ca vo mestoto na Popi s					
stranstvo	Stranci so odobreni e za prestop vo Republ i ka Makedoni ja, pri sutni edna godi na i pove}e	Od stranstvo		Od drugo mesto vo Republ i ka Makedoni ja			
Drugi otsutni vo stranstvo		Stranci so odobreni e za prestop vo Republ i ka Makedoni ja, pri sutni pomal ku od edna godi na	Begal ci , humani tarno zgri`eni I i ca i dr.	Zaradi rabota, { kol uvawe i sl .	Prisi l no rasel eni I i ca		
		Temporarily present persons in the Census place					
abroad	Foreigners with residence permit in the Republic of Macedonia, present more than one year	From abroad		From other place of the Republic of Macedonia			
Other absent abroad		Foreigners with residence permit in the Republic of Macedonia, present less than one year	Refugees, persons under humanitarian care etc.	In order to work, attending school etc.	Forced migrated persons		
341	121	23	24	1082	69	<b>Karpo{</b>	
295	11	2	-	1013	67	Macedonians	
12	3	-	5	28	-	Albanians	
6	2	-	-	14	-	Turks	
-	17	-	14	-	2	Rhomas	
2	-	-	-	12	-	Vlachs	
19	18	2	1	11	-	Serbs	
1	3	1	-	2	-	Bosniacs	
6	67	18	4	2	-	Others	
<b>633</b>	<b>122</b>	<b>32</b>	<b>22</b>	<b>660</b>	<b>89</b>	<b>Kisela Voda</b>	
542	18	3	2	624	86	Macedonians	
7	6	-	7	4	-	Albanians	
15	2	4	1	9	2	Turks	
3	-	1	3	1	-	Rhomas	
14	-	-	-	8	-	Vlachs	
30	39	8	5	8	-	Serbs	
7	4	-	1	2	-	Bosniacs	
15	53	16	3	4	1	Others	
<b>547</b>	<b>108</b>	<b>16</b>	<b>67</b>	<b>597</b>	<b>71</b>	<b>Centar</b>	
392	5	-	1	525	56	Macedonians	
79	13	3	19	39	4	Albanians	
22	16	-	-	13	2	Turks	
4	14	-	41	-	8	Rhomas	
7	1	-	-	11	-	Vlachs	
13	22	5	2	4	-	Serbs	
21	3	-	-	2	-	Bosniacs	
9	34	8	4	3	1	Others	
<b>222</b>	<b>97</b>	<b>10</b>	<b>39</b>	<b>34</b>	<b>8</b>	<b>^air</b>	
102	3	-	4	15	1	Macedonians	
63	47	5	21	16	7	Albanians	
15	4	-	-	3	-	Turks	
2	1	-	-	-	-	Rhomas	
1	-	-	-	-	-	Vlachs	
4	21	3	3	-	-	Serbs	
23	7	-	1	-	-	Bosniacs	
12	14	2	10	-	-	Others	

Tabela 6. Popi { ani l i ca spored i zjasnuvaweto za naci onal nata pri padnost i pri -i ni te za pri sutnost-otsutnost, po pol , ma` i  
Table 6. Enumerated persons according to the declaration by ethnic affiliation and reasons for presence-absence, by sex, Male

	Popi { ani l i ca	Vкупно nasel eni e				
		Vкупno	Pri sutni vo mestoto na voobi -aeno` i veewe	Otsutni vo drugo mesto vo Republ i ka Makedoni ja		Otsutni vo
				Zaradi rabota, { kol uvawe i sl .	Pri si l no rasel eni l i ca	Na rabota kaj stranski rabotodavec i l i na samostojna rabota i l i prestoj, do edna godi na
Enumerated persons	Total	Present in the place of usual residence	Absent elsewhere in the Republic of Macedonia		Absent	
			In order to work, attending school etc.	Forced migrated persons	Working for foreign employer's or working independently or staying, up to one year	
<b>[ uto Ori zari</b>	<b>8742</b>	<b>8656</b>	<b>8479</b>	<b>122</b>	<b>1</b>	<b>9</b>
Makedonci	484	484	479	2	-	2
Al banci	1344	1344	1340	4	-	-
Turci	30	30	30	-	-	-
Romi	6673	6592	6432	113	1	7
VI asi	-	-	-	-	-	-
Srbi	20	20	20	-	-	-
Bo{ waci	67	67	65	-	-	-
Ostanati	124	119	113	3	-	-
<b>Ara-i novo</b>	<b>6275</b>	<b>6242</b>	<b>5709</b>	<b>34</b>	<b>289</b>	<b>188</b>
Makedonci	489	489	206	5	278	-
Al banci	5731	5698	5454	28	8	186
Turci	-	-	-	-	-	-
Romi	-	-	-	-	-	-
VI asi	-	-	-	-	-	-
Srbi	2	2	-	-	2	-
Bo{ waci	35	35	34	1	-	-
Ostanati	18	18	15	-	1	2
<b>Ba-</b>	<b>396</b>	<b>396</b>	<b>387</b>	<b>5</b>	<b>-</b>	<b>1</b>
Makedonci	392	392	385	5	-	1
Al banci	-	-	-	-	-	-
Turci	-	-	-	-	-	-
Romi	-	-	-	-	-	-
VI asi	-	-	-	-	-	-
Srbi	3	3	2	-	-	-
Bo{ waci	-	-	-	-	-	-
Ostanati	1	1	-	-	-	-
<b>Bel -i { ta</b>	<b>1492</b>	<b>1462</b>	<b>1353</b>	<b>82</b>	<b>-</b>	<b>14</b>
Makedonci	1476	1452	1348	81	-	14
Al banci	-	-	-	-	-	-
Turci	-	-	-	-	-	-
Romi	-	-	-	-	-	-
VI asi	-	-	-	-	-	-
Srbi	3	3	2	-	-	-
Bo{ waci	-	-	-	-	-	-
Ostanati	13	7	3	1	-	-

Tabela 6. Popi { ani I i ca spored i zjasnuvaweto za naci onal nata pri padnost i pri ~i ni te za pri sutnost-otsutnost, po pol , ma` i

Table 6. Enumerated persons according to the declaration by ethnic affiliation and reasons for presence-absence, by sex, Male

		Pri vremeno pri sutni I i ca vo mestoto na Popi s					
stranstvo		Od stranstvo		Od drugo mesto vo Republ i ka Makedoni ja			
Drugi otsutni vo stranstvo		Stranci so odobreni e za prestop vo Republ i ka Makedoni ja, pri sutni odna godi na i pove}e	Begal ci , humani tarno zgri ` eni I i ca i dr.	Zaradi rabota, { kol uvawe i sl .	Prisi l no rasel eni I i ca		
		Temporarily present persons in the Census place					
abroad		From abroad		From other place of the Republic of Macedonia			
Other absent abroad		Foreigners with residence permit in the Republic of Macedonia, present more than one year	Refugees, persons under humanitarian care etc.	In order to work, attending school etc.	Forced migrated persons		
30	15	2	81	-	3	<b>[uto Orizari</b>	
-	1	-	-	-	-	Macedonians	
-	-	-	-	-	-	Albanians	
-	-	-	-	-	-	Turks	
27	12	2	76	-	3	Rhomas	
-	-	-	-	-	-	Vlachs	
-	-	-	-	-	-	Serbs	
2	-	-	-	-	-	Bosniacs	
1	2	-	5	-	-	Others	
21	1	-	13	-	20	<b>Ara~inovo</b>	
-	-	-	-	-	-	Macedonians	
21	1	-	13	-	20	Albanians	
-	-	-	-	-	-	Turks	
-	-	-	-	-	-	Rhomas	
-	-	-	-	-	-	Vlachs	
-	-	-	-	-	-	Serbs	
-	-	-	-	-	-	Bosniacs	
-	-	-	-	-	-	Others	
1	2	-	-	-	-	<b>Ba-</b>	
1	-	-	-	-	-	Macedonians	
-	-	-	-	-	-	Albanians	
-	-	-	-	-	-	Turks	
-	-	-	-	-	-	Rhomas	
-	-	-	-	-	-	Vlachs	
-	1	-	-	-	-	Serbs	
-	-	-	-	-	-	Bosniacs	
-	1	-	-	-	-	Others	
8	5	-	6	24	-	<b>Bel-i{ta</b>	
8	1	-	-	24	-	Macedonians	
-	-	-	-	-	-	Albanians	
-	-	-	-	-	-	Turks	
-	-	-	-	-	-	Rhomas	
-	-	-	-	-	-	Vlachs	
-	1	-	-	-	-	Serbs	
-	-	-	-	-	-	Bosniacs	
-	3	-	6	-	-	Others	

Tabela 6. Popi { ani l i ca spored i zjasnuvaweto za naci onal nata pri padnost i pri -i ni te za pri sutnost-otsutnost, po pol , ma` i  
Table 6. Enumerated persons according to the declaration by ethnic affiliation and reasons for presence-absence, by sex, Male

	Popi { ani l i ca	Vкупно nasel eni e				
		Vкупno	Pri sutni vo mestoto na voobi -aeno` i veewe	Otsutni vo drugo mesto vo Republ i ka Makedoni ja		Otsutni vo
				Zaradi rabota, { kol uvawe i sl .	Pri si l no rasel eni l i ca	Na rabota kaj stranski rabotodavec i l i na samostojna rabota i l i pre stoj, do edna godi na
Enumerated persons	Total	Present in the place of usual residence	Absent elsewhere in the Republic of Macedonia		Absent	
			In order to work, attending school etc.	Forced migrated persons	Working for foreign employer's or working independently or staying, up to one year	
<b>Berovo</b>	<b>7013</b>	<b>7006</b>	<b>6448</b>	<b>501</b>	-	<b>30</b>
Makedonci	6719	6712	6169	489	-	28
Al banci	-	-	-	-	-	-
Turci	47	47	43	2	-	2
Romi	228	228	222	6	-	-
VI asi	1	1	1	-	-	-
Srbi	1	1	1	-	-	-
Bo{ waci	2	2	2	-	-	-
Ostanati	15	15	10	4	-	-
<b>Bi stri ca</b>	<b>2566</b>	<b>2565</b>	<b>2490</b>	<b>48</b>	-	<b>12</b>
Makedonci	1894	1893	1841	32	-	12
Al banci	640	640	619	15	-	-
Turci	16	16	15	1	-	-
Romi	3	3	3	-	-	-
VI asi	-	-	-	-	-	-
Srbi	8	8	8	-	-	-
Bo{ waci	-	-	-	-	-	-
Ostanati	5	5	4	-	-	-
<b>Bi tol a</b>	<b>42865</b>	<b>42373</b>	<b>40835</b>	<b>851</b>	<b>4</b>	<b>148</b>
Makedonci	38273	37813	36441	795	4	126
Al banci	1276	1274	1229	14	-	14
Turci	808	802	771	18	-	2
Romi	1324	1322	1319	3	-	-
VI asi	632	627	599	11	-	4
Srbi	288	284	248	4	-	-
Bo{ waci	12	5	5	-	-	-
Ostanati	252	246	223	6	-	2
<b>BI atec</b>	<b>1026</b>	<b>1026</b>	<b>810</b>	<b>53</b>	<b>1</b>	<b>146</b>
Makedonci	1022	1022	807	52	1	146
Al banci	-	-	-	-	-	-
Turci	-	-	-	-	-	-
Romi	-	-	-	-	-	-
VI asi	-	-	-	-	-	-
Srbi	4	4	3	1	-	-
Bo{ waci	-	-	-	-	-	-
Ostanati	-	-	-	-	-	-



Tabela 6. Popi { ani I i ca spored i zjasnuvaweto za naci onal nata pri padnost i pri ~i ni te za pri sutnost-otsutnost, po pol , ma` i

Table 6. Enumerated persons according to the declaration by ethnic affiliation and reasons for presence-absence, by sex, Male

		Pri vremeno pri sutni I i ca vo mestoto na Popi s				
stranstvo	Stranci so odobreni e za prestop vo Republ i ka Makedoni ja, pri sutni edna godi na i pove}e	Od stranstvo		Od drugo mesto vo Republ i ka Makedoni ja		
Drugi otsutni vo stranstvo		Stranci so odobreni e za prestop vo Republ i ka Makedoni ja, pri sutni pomal ku od edna godi na	Begal ci , humani tar no zgri ` eni I i ca i dr.	Zaradi rabota, { kol uvawe i sl .	Prisi l no rasel eni I i ca	
		Temporarily present persons in the Census place				
abroad	Foreigners with residence permit in the Republic of Macedonia, present more than one year	From abroad		From other place of the Republic of Macedonia		
Other absent abroad		Foreigners with residence permit in the Republic of Macedonia, present less than one year	Refugees, persons under humanitarian care etc.	In order to work, attending school etc.	Forced migrated persons	
25	2	-	-	7	-	<b>Berovo</b>
25	1	-	-	7	-	Macedonians
-	-	-	-	-	-	Albanians
-	-	-	-	-	-	Turks
-	-	-	-	-	-	Rhomas
-	-	-	-	-	-	Vlachs
-	-	-	-	-	-	Serbs
-	-	-	-	-	-	Bosniacs
-	1	-	-	-	-	Others
14	1	-	-	1	-	<b>Bistrica</b>
8	-	-	-	1	-	Macedonians
6	-	-	-	-	-	Albanians
-	-	-	-	-	-	Turks
-	-	-	-	-	-	Rhomas
-	-	-	-	-	-	Vlachs
-	-	-	-	-	-	Serbs
-	-	-	-	-	-	Bosniacs
-	1	-	-	-	-	Others
485	50	12	7	460	13	<b>Bitola</b>
433	14	6	2	440	12	Macedonians
17	-	-	-	2	-	Albanians
11	-	-	-	5	1	Turks
-	-	-	2	-	-	Vlachs
12	1	-	-	5	-	Rhomas
8	24	2	1	1	-	Serbs
-	-	-	-	7	-	Bosniacs
4	11	4	2	-	-	Others
16	-	-	-	-	-	<b>Blatec</b>
16	-	-	-	-	-	Macedonians
-	-	-	-	-	-	Albanians
-	-	-	-	-	-	Turks
-	-	-	-	-	-	Rhomas
-	-	-	-	-	-	Vlachs
-	-	-	-	-	-	Serbs
-	-	-	-	-	-	Bosniacs
-	-	-	-	-	-	Others

Tabela 6. Popi { ani l i ca spored i zjasnuvaweto za naci onal nata pri padnost i pri -i ni te za pri sutnost-otsutnost, po pol , ma` i

Table 6. Enumerated persons according to the declaration by ethnic affiliation and reasons for presence-absence, by sex, Male

	Popi { ani l i ca	Vкупно nasel eni e				
		Vкупно	Pri sutni vo mestoto na voobi -aeno` i veewe	Otsutni vo drugo mesto vo Republ i ka Makedoni ja		Otsutni vo
				Zaradi rabota, { kol uvawe i sl .	Pri si l no rasel eni l i ca	Na rabota kaj stranski rabotodavec i l i na samostojna rabota i l i prestop, do edna godi na
Enumerated persons	Total	Present in the place of usual residence	Absent elsewhere in the Republic of Macedonia		Absent	
			In order to work, attending school etc.	Forced migrated persons	Working for foreign employer's or working independently or staying, up to one year	
<b>Bogdanci</b>	<b>4386</b>	<b>4377</b>	<b>4094</b>	<b>235</b>	<b>2</b>	<b>12</b>
Makedonci	4073	4068	3819	215	-	11
Al banci	2	2	-	-	2	-
Turci	30	30	26	3	-	1
Romi	1	1	1	-	-	-
VI asi	3	3	3	-	-	-
Srbi	262	261	236	17	-	-
Bo{ waci	-	-	-	-	-	-
Ostanati	15	12	9	-	-	-
<b>Bogovowe</b>	<b>7360</b>	<b>7351</b>	<b>7078</b>	<b>15</b>	<b>6</b>	<b>242</b>
Makedonci	2	2	2	-	-	-
Al banci	7311	7302	7032	15	4	241
Turci	2	2	-	-	2	-
Romi	2	2	2	-	-	-
VI asi	-	-	-	-	-	-
Srbi	-	-	-	-	-	-
Bo{ waci	-	-	-	-	-	-
Ostanati	43	43	42	-	-	1
<b>Bogomi l a</b>	<b>627</b>	<b>625</b>	<b>576</b>	<b>46</b>	<b>-</b>	<b>3</b>
Makedonci	600	598	551	45	-	2
Al banci	26	26	24	1	-	1
Turci	1	1	1	-	-	-
Romi	-	-	-	-	-	-
VI asi	-	-	-	-	-	-
Srbi	-	-	-	-	-	-
Bo{ waci	-	-	-	-	-	-
Ostanati	-	-	-	-	-	-
<b>Bosi l ovo</b>	<b>6432</b>	<b>6429</b>	<b>6156</b>	<b>155</b>	<b>-</b>	<b>76</b>
Makedonci	6116	6116	5848	151	-	76
Al banci	-	-	-	-	-	-
Turci	255	253	249	4	-	-
Romi	14	14	14	-	-	-
VI asi	-	-	-	-	-	-
Srbi	2	1	1	-	-	-
Bo{ waci	-	-	-	-	-	-
Ostanati	45	45	44	-	-	-

Tabela 6. Popi { ani I i ca spored i zjasnuvaweto za naci onal nata pri padnost i pri ~i ni te za pri sutnost-otsutnost, po pol , ma` i

Table 6. Enumerated persons according to the declaration by ethnic affiliation and reasons for presence-absence, by sex, Male

		Pri vremeno pri sutni I i ca vo mestoto na Popi s					
stranstvo	Stranci so odobreni e za prestop vo Republ i ka Makedoni ja, pri sutni edna godi na i pove}e	Od stranstvo		Od drugo mesto vo Republ i ka Makedoni ja			
Drugi otsutni vo stranstvo		Stranci so odobreni e za prestop vo Republ i ka Makedoni ja, pri sutni pomal ku od edna godi na	Begal ci , humani tar no zgri ` eni I i ca i dr.	Zaradi rabota, { kol uvawe i sl .	Prisi l no rasel eni I i ca		
		Temporarily present persons in the Census place					
abroad	Foreigners with residence permit in the Republic of Macedonia, present more than one year	From abroad		From other place of the Republic of Macedonia			
Other absent abroad		Foreigners with residence permit in the Republic of Macedonia, present less than one year	Refugees, persons under humanitarian care etc.	In order to work, attending school etc.	Forced migrated persons		
22	12	3	1	2	3	<b>Bogdanci</b>	
22	1	-	-	2	3	Macedonians	
-	-	-	-	-	-	Albanians	
-	-	-	-	-	-	Turks	
-	-	-	-	-	-	Vlachs	
-	-	-	-	-	-	Rhomas	
-	8	1	-	-	-	Serbs	
-	-	-	-	-	-	Bosniacs	
-	3	2	1	-	-	Others	
9	1	-	9	-	-	<b>Bogovinje</b>	
-	-	-	-	-	-	Macedonians	
9	1	-	9	-	-	Albanians	
-	-	-	-	-	-	Turks	
-	-	-	-	-	-	Rhomas	
-	-	-	-	-	-	Vlachs	
-	-	-	-	-	-	Serbs	
-	-	-	-	-	-	Bosniacs	
-	-	-	-	-	-	Others	
-	-	-	-	2	-	<b>Bogomila</b>	
-	-	-	-	2	-	Macedonians	
-	-	-	-	-	-	Albanians	
-	-	-	-	-	-	Turks	
-	-	-	-	-	-	Rhomas	
-	-	-	-	-	-	Vlachs	
-	-	-	-	-	-	Serbs	
-	-	-	-	-	-	Bosniacs	
-	-	-	-	-	-	Others	
41	1	1	2	-	-	<b>Bosilovo</b>	
41	-	-	-	-	-	Macedonians	
-	-	-	-	-	-	Albanians	
-	-	-	2	-	-	Turks	
-	-	-	-	-	-	Rhomas	
-	-	-	-	-	-	Vlachs	
-	-	1	-	-	-	Serbs	
-	-	-	-	-	-	Bosniacs	
-	1	-	-	-	-	Others	

Tabela 6. Popi { ani l i ca spored i zjasnuvaweto za naci onal nata pri padnost i pri -i ni te za pri sutnost-otsutnost, po pol , ma` i  
Table 6. Enumerated persons according to the declaration by ethnic affiliation and reasons for presence-absence, by sex, Male

	Popi { ani l i ca	Vкупно nasel eni e				
		Vкупно	Pri sutni vo mestoto na voobi -aeno` i veewe	Otsutni vo drugo mesto vo Republ i ka Makedoni ja		Otsutni vo
				Zaradi rabota, { kol uvawe i sl .	Pri si l no rasel eni l i ca	Na rabota kaj stranski rabotodavec i l i na samostojna rabota i l i prestoj, do edna godi na
Enumerated persons	Total	Present in the place of usual residence	Absent elsewhere in the Republic of Macedonia		Absent	
			In order to work, attending school etc.	Forced migrated persons	Working for foreign employer's or working independently or staying, up to one year	
<b>Brveni ca</b>	<b>7933</b>	<b>7924</b>	<b>7524</b>	<b>120</b>	<b>7</b>	<b>252</b>
Makedonci	3060	3056	2937	96	6	12
Al banci	4801	4796	4520	21	1	239
Turci	1	1	1	-	-	-
Romi	-	-	-	-	-	-
VI asi	-	-	-	-	-	-
Srbi	44	44	41	3	-	-
Bo{ waci	-	-	-	-	-	-
Ostanati	27	27	25	-	-	1
<b>Val andovo</b>	<b>6154</b>	<b>6139</b>	<b>5680</b>	<b>377</b>	<b>1</b>	<b>34</b>
Makedonci	5039	5032	4647	322	-	33
Al banci	2	-	-	-	-	-
Turci	725	724	687	27	1	1
Romi	16	15	14	1	-	-
VI asi	1	1	1	-	-	-
Srbi	340	337	306	24	-	-
Bo{ waci	-	-	-	-	-	-
Ostanati	31	30	25	3	-	-
<b>Vasi l evo</b>	<b>6351</b>	<b>6339</b>	<b>6030</b>	<b>198</b>	<b>-</b>	<b>68</b>
Makedonci	5213	5207	4918	182	-	66
Al banci	-	-	-	-	-	-
Turci	1102	1097	1079	16	-	2
Romi	4	4	4	-	-	-
VI asi	1	1	1	-	-	-
Srbi	1	1	1	-	-	-
Bo{ waci	-	-	-	-	-	-
Ostanati	30	29	27	-	-	-
<b>Vev-ani</b>	<b>1232</b>	<b>1229</b>	<b>989</b>	<b>138</b>	<b>-</b>	<b>89</b>
Makedonci	1226	1223	983	138	-	89
Al banci	1	1	1	-	-	-
Turci	-	-	-	-	-	-
Romi	-	-	-	-	-	-
VI asi	-	-	-	-	-	-
Srbi	1	1	1	-	-	-
Bo{ waci	-	-	-	-	-	-
Ostanati	4	4	4	-	-	-

Tabela 6. Popi { ani I i ca spored i zjasnuvaweto za naci onal nata pri padnost i pri ~i ni te za pri sutnost-otsutnost, po pol , ma` i

Table 6. Enumerated persons according to the declaration by ethnic affiliation and reasons for presence-absence, by sex, Male

		Pri vremeno pri sutni I i ca vo mestoto na Popi s					
stranstvo	Stranci so odobreni e za prestop vo Republ i ka Makedoni ja, pri sutni edna godi na i pove}e	Od stranstvo		Od drugo mesto vo Republ i ka Makedoni ja			
Drugi otsutni vo stranstvo		Stranci so odobreni e za prestop vo Republ i ka Makedoni ja, pri sutni pomal ku od edna godi na	Begal ci , humani tar no zgri ` eni I i ca i dr.	Zaradi rabota, { kol uvawe i sl .	Prisi I no rasel eni I i ca		
		Temporarily present persons in the Census place					
abroad	Foreigners with residence permit in the Republic of Macedonia, present more than one year	From abroad		From other place of the Republic of Macedonia			
Other absent abroad		Foreigners with residence permit in the Republic of Macedonia, present less than one year	Refugees, persons under humanitarian care etc.	In order to work, attending school etc.	Forced migrated persons		
21	-	1	6	2	-	<b>Brvenica</b>	
5	-	1	1	2	-	Macedonians	
15	-	-	5	-	-	Albanians	
-	-	-	-	-	-	Turks	
-	-	-	-	-	-	Rhomas	
-	-	-	-	-	-	Vlachs	
-	-	-	-	-	-	Serbs	
-	-	-	-	-	-	Bosniacs	
1	-	-	-	-	-	Others	
40	7	2	6	7	-	<b>Valandovo</b>	
30	-	-	-	7	-	Macedonians	
-	-	1	1	-	-	Albanians	
8	-	-	1	-	-	Turks	
-	-	-	1	-	-	Rhomas	
-	-	-	-	-	-	Vlachs	
1	6	-	3	-	-	Serbs	
-	-	-	-	-	-	Bosniacs	
1	1	1	-	-	-	Others	
42	1	1	6	5	-	<b>Vasilevo</b>	
41	-	-	1	5	-	Macedonians	
-	-	-	-	-	-	Albanians	
-	-	-	5	-	-	Turks	
-	-	-	-	-	-	Rhomas	
-	-	-	-	-	-	Vlachs	
-	-	-	-	-	-	Serbs	
-	-	-	-	-	-	Bosniacs	
1	1	1	-	-	-	Others	
13	-	-	-	3	-	<b>Vev-ani</b>	
13	-	-	-	3	-	Macedonians	
-	-	-	-	-	-	Albanians	
-	-	-	-	-	-	Turks	
-	-	-	-	-	-	Vlachs	
-	-	-	-	-	-	Rhomas	
-	-	-	-	-	-	Serbs	
-	-	-	-	-	-	Bosniacs	
-	-	-	-	-	-	Others	

Tabela 6. Popi { ani l i ca spored i zjasnuvaweto za naci onal nata pri padnost i pri -i ni te za pri sutnost-otsutnost, po pol , ma` i  
Table 6. Enumerated persons according to the declaration by ethnic affiliation and reasons for presence-absence, by sex, Male

	Popi { ani l i ca	Vkupno nasel eni e				
		Vkupno	Pri sutni vo mestoto na voobi -aeno` i veewe	Otsutni vo drugo mesto vo Republ i ka Makedoni ja		Otsutni vo
				Zaradi rabota, { kol uvawe i sl .	Pri si l no rasel eni l i ca	Na rabota kaj stranski rabotodavec i l i na samostojna rabota i l i prestoj, do edna godi na
Enumerated persons	Total	Present in the place of usual residence	Absent elsewhere in the Republic of Macedonia		Absent	
			In order to work, attending school etc.	Forced migrated persons	Working for foreign employer's or working independently or staying, up to one year	
<b>Vel es</b>	<b>29043</b>	<b>28933</b>	<b>27415</b>	<b>1055</b>	<b>4</b>	<b>321</b>
Makedonci	23447	23352	22245	927	4	75
Al banci	2467	2462	2163	65	-	230
Turci	868	866	843	16	-	1
Romi	416	414	396	14	-	4
VI asi	191	191	183	5	-	1
Srbi	261	257	243	6	-	1
Bo{ waci	1270	1269	1227	20	-	9
Ostanati	123	122	115	2	-	-
<b>Vel e{ ta</b>	<b>4173</b>	<b>4170</b>	<b>4088</b>	<b>30</b>	<b>-</b>	<b>35</b>
Makedonci	1	1	1	-	-	-
Al banci	4124	4122	4040	30	-	35
Turci	-	-	-	-	-	-
Romi	-	-	-	-	-	-
VI asi	-	-	-	-	-	-
Srbi	-	-	-	-	-	-
Bo{ waci	-	-	-	-	-	-
Ostanati	48	47	47	-	-	-
<b>Vi ni ca</b>	<b>9186</b>	<b>9173</b>	<b>8128</b>	<b>566</b>	<b>-</b>	<b>379</b>
Makedonci	8334	8327	7327	552	-	361
Al banci	-	-	-	-	-	-
Turci	142	142	135	5	-	2
Romi	617	617	597	7	-	9
VI asi	71	71	61	2	-	6
Srbi	8	8	7	-	-	-
Bo{ waci	-	-	-	-	-	-
Ostanati	14	8	1	-	-	1
<b>Vi tol i { te</b>	<b>247</b>	<b>247</b>	<b>243</b>	<b>2</b>	<b>-</b>	<b>2</b>
Makedonci	247	247	243	2	-	2
Al banci	-	-	-	-	-	-
Turci	-	-	-	-	-	-
Romi	-	-	-	-	-	-
VI asi	-	-	-	-	-	-
Srbi	-	-	-	-	-	-
Bo{ waci	-	-	-	-	-	-
Ostanati	-	-	-	-	-	-

Tabela 6. Popi { ani I i ca spored i zjasnuvaweto za naci onal nata pri padnost i pri ~i ni te za pri sutnost-otsutnost, po pol , ma` i

Table 6. Enumerated persons according to the declaration by ethnic affiliation and reasons for presence-absence, by sex, Male

		Pri vremeno pri sutni I i ca vo mestoto na Popi s					
stranstvo	Stranci so odobreni e za prestop vo Republ i ka Makedoni ja, pri sutni edna godi na i pove}e	Od stranstvo		Od drugo mesto vo Republ i ka Makedoni ja			
Drugi otsutni vo stranstvo		Stranci so odobreni e za prestop vo Republ i ka Makedoni ja, pri sutni pomal ku od edna godi na	Begal ci , humani tar no zgri ` eni I i ca i dr.	Zaradi rabota, { kol uvawe i sl .	Prisi l no rasel eni I i ca		
		Temporarily present persons in the Census place					
abroad	Foreigners with residence permit in the Republic of Macedonia, present more than one year	From abroad		From other place of the Republic of Macedonia			
Other absent abroad		Foreigners with residence permit in the Republic of Macedonia, present less than one year	Refugees, persons under humanitarian care etc.	In order to work, attending school etc.	Forced migrated persons		
117	21	-	12	97	1	<b>Veles</b>	
99	2	-	-	94	1	Macedonians	
4	-	-	5	-	-	Albanians	
5	1	-	1	1	-	Turks	
-	-	-	1	1	-	Rhomas	
2	-	-	-	-	-	Vlachs	
2	5	-	4	-	-	Serbs	
4	9	-	-	1	-	Bosniacs	
1	4	-	1	-	-	Others	
<b>17</b>	-	-	<b>3</b>	-	-	<b>Veles{ta</b>	
-	-	-	-	-	-	Macedonians	
17	-	-	2	-	-	Albanians	
-	-	-	-	-	-	Turks	
-	-	-	-	-	-	Rhomas	
-	-	-	-	-	-	Vlachs	
-	-	-	-	-	-	Serbs	
-	-	-	-	-	-	Bosniacs	
-	-	-	1	-	-	Others	
<b>93</b>	<b>7</b>	<b>3</b>	<b>3</b>	<b>4</b>	<b>3</b>	<b>Vinica</b>	
87	-	-	-	4	3	Macedonians	
-	-	-	-	-	-	Albanians	
-	-	-	-	-	-	Turks	
4	-	-	-	-	-	Vlachs	
2	-	-	-	-	-	Rhomas	
-	1	-	-	-	-	Serbs	
-	-	-	-	-	-	Bosniacs	
-	6	3	3	-	-	Others	
-	-	-	-	-	-	<b>Vitoli{ta</b>	
-	-	-	-	-	-	Macedonians	
-	-	-	-	-	-	Albanians	
-	-	-	-	-	-	Turks	
-	-	-	-	-	-	Rhomas	
-	-	-	-	-	-	Vlachs	
-	-	-	-	-	-	Serbs	
-	-	-	-	-	-	Bosniacs	
-	-	-	-	-	-	Others	

Tabela 6. Popi { ani l i ca spored i zjasnuvaweto za naci onal nata pri padnost i pri -i ni te za pri sutnost-otsutnost, po pol , ma` i  
Table 6. Enumerated persons according to the declaration by ethnic affiliation and reasons for presence-absence, by sex, Male

	Popi { ani l i ca	Vкупно nasel eni e				
		Vкупно	Pri sutni vo mestoto na voobi -aeno` i veewe	Otsutni vo drugo mesto vo Republ i ka Makedoni ja		Otsutni vo
				Zaradi rabota, { kol uvawe i sl .	Pri si l no rasel eni l i ca	Na rabota kaj stranski rabotodavec i l i na samostojna rabota i l i prestoj, do edna godi na
Enumerated persons	Total	Present in the place of usual residence	Absent elsewhere in the Republic of Macedonia		Absent	
			In order to work, attending school etc.	Forced migrated persons	Working for foreign employer's or working independently or staying, up to one year	
<b>Vrane{ ti ca</b>	<b>677</b>	<b>677</b>	<b>648</b>	<b>20</b>	<b>-</b>	<b>6</b>
Makedonci	536	536	508	20	-	5
Al banci	5	5	5	-	-	-
Turci	134	134	133	-	-	1
Romi	-	-	-	-	-	-
VI asi	-	-	-	-	-	-
Srbi	2	2	2	-	-	-
Bo{ waci	-	-	-	-	-	-
Ostanati	-	-	-	-	-	-
<b>Vrap-i { te</b>	<b>4264</b>	<b>4262</b>	<b>4040</b>	<b>39</b>	<b>1</b>	<b>163</b>
Makedonci	512	512	503	9	-	-
Al banci	2142	2141	2009	18	-	106
Turci	1592	1591	1510	12	1	57
Romi	-	-	-	-	-	-
VI asi	-	-	-	-	-	-
Srbi	-	-	-	-	-	-
Bo{ waci	-	-	-	-	-	-
Ostanati	18	18	18	-	-	-
<b>Vratni ca</b>	<b>1843</b>	<b>1842</b>	<b>1607</b>	<b>29</b>	<b>1</b>	<b>171</b>
Makedonci	667	666	631	24	1	2
Al banci	1150	1150	950	5	-	169
Turci	-	-	-	-	-	-
Romi	-	-	-	-	-	-
VI asi	-	-	-	-	-	-
Srbi	23	23	23	-	-	-
Bo{ waci	-	-	-	-	-	-
Ostanati	3	3	3	-	-	-
<b>Vrutok</b>	<b>2990</b>	<b>2988</b>	<b>2767</b>	<b>27</b>	<b>-</b>	<b>175</b>
Makedonci	389	388	373	15	-	-
Al banci	2234	2233	2032	9	-	173
Turci	346	346	341	3	-	2
Romi	7	7	7	-	-	-
VI asi	-	-	-	-	-	-
Srbi	2	2	2	-	-	-
Bo{ waci	-	-	-	-	-	-
Ostanati	12	12	12	-	-	-



Tabela 6. Popi { ani I i ca spored i zjasnuvaweto za naci onal nata pri padnost i pri ~i ni te za pri sutnost-otsutnost, po pol , ma` i  
Table 6. Enumerated persons according to the declaration by ethnic affiliation and reasons for presence-absence, by sex, Male

stranstvo	Stranci so odobreni e za prestop vo Republ i ka Makedoni ja, pri sutni edna godi na i pove}e	Pri vremeno pri sutni I i ca vo mestoto na Popi s				
		Od stranstvo		Od drugo mesto vo Republ i ka Makedoni ja		
		Stranci so odobreni e za prestop vo Republ i ka Makedoni ja, pri sutni pomal ku od edna godi na	Begal ci , humani tar no zgri ` eni I i ca i dr.	Zaradi rabota, { kol uvawe i sl .	Prisi l no rasel eni I i ca	
abroad	Foreigners with residence permit in the Republic of Macedonia, present more than one year	Temporarily present persons in the Census place				
Other absent abroad	Foreigners with residence permit in the Republic of Macedonia, present less than one year	From abroad		From other place of the Republic of Macedonia		
		Foreigners with residence permit in the Republic of Macedonia, present less than one year	Refugees, persons under humanitarian care etc.	In order to work, attending school etc.	Forced migrated persons	
3	-	-	-	-	-	<b>Vrane{tica</b>
3	-	-	-	-	-	Macedonians
-	-	-	-	-	-	Albanians
-	-	-	-	-	-	Turks
-	-	-	-	-	-	Rhomas
-	-	-	-	-	-	Vlachs
-	-	-	-	-	-	Serbs
-	-	-	-	-	-	Others
-	-	-	-	-	-	Bosniacs
19	-	-	2	-	-	<b>Vrap-i{te</b>
-	-	-	-	-	-	Macedonians
8	-	-	1	-	-	Albanians
11	-	-	1	-	-	Turks
-	-	-	-	-	-	Rhomas
-	-	-	-	-	-	Vlachs
-	-	-	-	-	-	Serbs
-	-	-	-	-	-	Bosniacs
-	-	-	-	-	-	Others
33	1	-	-	1	-	<b>Vratnica</b>
8	-	-	-	1	-	Macedonians
25	1	-	-	-	-	Albanians
-	-	-	-	-	-	Turks
-	-	-	-	-	-	Rhomas
-	-	-	-	-	-	Vlachs
-	-	-	-	-	-	Serbs
-	-	-	-	-	-	Bosniacs
-	-	-	-	-	-	Others
19	-	-	-	2	-	<b>Vrutok</b>
-	-	-	-	1	-	Macedonians
19	-	-	-	1	-	Albanians
-	-	-	-	-	-	Turks
-	-	-	-	-	-	Rhomas
-	-	-	-	-	-	Vlachs
-	-	-	-	-	-	Serbs
-	-	-	-	-	-	Bosniacs
-	-	-	-	-	-	Others

Tabela 6. Popi { ani l i ca spored i zjasnuvaweto za naci onal nata pri padnost i pri -i ni te za pri sutnost-otsutnost, po pol , ma` i  
Table 6. Enumerated persons according to the declaration by ethnic affiliation and reasons for presence-absence, by sex, Male

	Popi { ani l i ca	Vкупно nasel eni e				
		Vкупно	Pri sutni vo mestoto na voobi -aeno` i veewe	Otsutni vo drugo mesto vo Republ i ka Makedoni ja		Otsutni vo
				Zaradi rabota, { kol uvawe i sl .	Pri si l no rasel eni l i ca	Na rabota kaj stranski rabotodavec i l i na samostojna rabota i l i pre stoj, do edna godi na
Enumerated persons	Total	Present in the place of usual residence	Absent elsewhere in the Republic of Macedonia		Absent	
			In order to work, attending school etc.	Forced migrated persons	Working for foreign employer's or working independently or staying, up to one year	
<b>Gevgel i ja</b>	<b>10112</b>	<b>10070</b>	<b>9468</b>	<b>494</b>	<b>1</b>	<b>24</b>
Makedonci	9733	9701	9132	477	1	23
Al banci	5	5	5	-	-	-
Turci	21	18	18	-	-	-
Romi	8	5	4	-	-	-
VI asi	129	129	123	5	-	-
Srbi	180	177	154	12	-	-
Bo{ waci	1	1	1	-	-	-
Ostanati	35	34	31	-	-	1
<b>Gosti var</b>	<b>24775</b>	<b>24730</b>	<b>22651</b>	<b>419</b>	<b>1</b>	<b>1476</b>
Makedonci	6616	6603	6266	283	1	20
Al banci	14634	14612	12960	121	-	1415
Turci	2275	2271	2227	6	-	18
Romi	953	948	921	4	-	16
VI asi	6	6	6	-	-	-
Srbi	61	61	56	3	-	-
Bo{ waci	11	11	11	-	-	-
Ostanati	219	218	204	2	-	7
<b>Gradsko</b>	<b>1975</b>	<b>1971</b>	<b>1865</b>	<b>81</b>	<b>-</b>	<b>9</b>
Makedonci	1534	1534	1459	74	-	1
Al banci	75	75	73	-	-	-
Turci	39	39	38	1	-	-
Romi	70	66	62	3	-	-
VI asi	-	-	-	-	-	-
Srbi	7	7	7	-	-	-
Bo{ waci	241	241	218	3	-	8
Ostanati	9	9	8	-	-	-
<b>Debar</b>	<b>9225</b>	<b>9221</b>	<b>8682</b>	<b>187</b>	<b>8</b>	<b>273</b>
Makedonci	1298	1296	1114	92	-	84
Al banci	5813	5811	5606	69	5	100
Turci	1298	1298	1183	13	-	70
Romi	558	558	549	3	3	3
VI asi	1	1	1	-	-	-
Srbi	10	10	10	-	-	-
Bo{ waci	-	-	-	-	-	-
Ostanati	247	247	219	10	-	16

Tabela 6. Popi { ani I i ca spored i zjasnuvaweto za naci onal nata pri padnost i pri ~i ni te za pri sutnost-otsutnost, po pol , ma` i

Table 6. Enumerated persons according to the declaration by ethnic affiliation and reasons for presence-absence, by sex, Male

		Pri vremeno pri sutni I i ca vo mestoto na Popi s					
stranstvo	Stranci so odobreni e za prestop vo Republ i ka Makedoni ja, pri sutni edna godi na i pove}e	Od stranstvo		Od drugo mesto vo Republ i ka Makedoni ja			
Drugi otsutni vo stranstvo		Stranci so odobreni e za prestop vo Republ i ka Makedoni ja, pri sutni pomal ku od edna godi na	Begal ci , humani tar no zgri ` eni I i ca i dr.	Zaradi rabota, { kol uvawe i sl .	Prisi l no rasel eni I i ca		
		Temporarily present persons in the Census place					
abroad	Foreigners with residence permit in the Republic of Macedonia, present more than one year	From abroad		From other place of the Republic of Macedonia			
Other absent abroad		Foreigners with residence permit in the Republic of Macedonia, present less than one year	Refugees, persons under humanitarian care etc.	In order to work, attending school etc.	Forced migrated persons		
70	13	5	2	34	1	<b>Gevgelija</b>	
65	3	2	1	28	1	Macedonians	
-	-	-	-	-	-	Albanians	
-	-	-	-	3	-	Turks	
-	1	-	-	3	-	Rhomas	
1	-	-	-	-	-	Vlachs	
4	7	2	1	-	-	Serbs	
-	-	-	-	-	-	Bosniacs	
-	2	1	-	-	-	Others	
<b>173</b>	<b>10</b>	-	<b>29</b>	<b>13</b>	<b>3</b>	<b>Gostivar</b>	
33	-	-	1	12	-	Macedonians	
112	4	-	21	1	-	Albanians	
19	1	-	4	-	-	Turks	
7	-	-	2	-	3	Rhomas	
-	-	-	-	-	-	Vlachs	
1	1	-	-	-	-	Serbs	
-	-	-	-	-	-	Bosniacs	
1	4	-	1	-	-	Others	
<b>13</b>	<b>3</b>	-	<b>4</b>	-	-	<b>Gradsko</b>	
-	-	-	-	-	-	Macedonians	
1	1	-	-	-	-	Albanians	
-	-	-	-	-	-	Turks	
-	1	-	4	-	-	Rhomas	
-	-	-	-	-	-	Vlachs	
-	-	-	-	-	-	Serbs	
12	-	-	-	-	-	Bosniacs	
-	1	-	-	-	-	Others	
<b>71</b>	-	<b>1</b>	<b>1</b>	<b>2</b>	-	<b>Debar</b>	
6	-	-	-	2	-	Macedonians	
31	-	1	1	-	-	Albanians	
32	-	-	-	-	-	Turks	
-	-	-	-	-	-	Rhomas	
-	-	-	-	-	-	Vlachs	
-	-	-	-	-	-	Serbs	
-	-	-	-	-	-	Bosniacs	
2	-	-	-	-	-	Others	

Tabela 6. Popi { ani l i ca spored i zjasnuvaweto za naci onal nata pri padnost i pri -i ni te za pri sutnost-otsutnost, po pol , ma` i

Table 6. Enumerated persons according to the declaration by ethnic affiliation and reasons for presence-absence, by sex, Male

	Popi { ani l i ca	Vкупно nasel eni e				
		Vкупно	Pri sutni vo mestoto na voobi -aeno` i veewe	Otsutni vo drugo mesto vo Republ i ka Makedoni ja		Otsutni vo
				Zaradi rabota, { kol uvawe i sl .	Pri si l no rasel eni l i ca	Na rabota kaj stranski rabotodavec i l i na samostojna rabota i l i prestoj, do edna godi na
Enumerated persons	Total	Present in the place of usual residence	Absent elsewhere in the Republic of Macedonia		Absent	
			In order to work, attending school etc.	Forced migrated persons	Working for foreign employer's or working independently or staying, up to one year	
<b>Del ogo` di</b>	<b>4041</b>	<b>4038</b>	<b>3977</b>	<b>34</b>	-	<b>21</b>
Makedonci	1	1	1	-	-	-
Al banci	3947	3944	3883	34	-	21
Turci	-	-	-	-	-	-
Romi	-	-	-	-	-	-
VI asi	-	-	-	-	-	-
Srbi	-	-	-	-	-	-
Bo{ waci	-	-	-	-	-	-
Ostanati	93	93	93	-	-	-
<b>Del -evo</b>	<b>8983</b>	<b>8977</b>	<b>7953</b>	<b>777</b>	<b>1</b>	<b>138</b>
Makedonci	8549	8544	7556	753	1	136
Al banci	5	5	3	-	-	-
Turci	63	62	54	6	-	-
Romi	330	330	313	13	-	2
VI asi	1	1	-	1	-	-
Srbi	15	15	9	2	-	-
Bo{ waci	-	-	-	-	-	-
Ostanati	20	20	18	2	-	-
<b>Demi r Kapi ja</b>	<b>2352</b>	<b>2347</b>	<b>2187</b>	<b>148</b>	<b>1</b>	<b>1</b>
Makedonci	2062	2057	1916	134	1	1
Al banci	13	13	13	-	-	-
Turci	186	186	175	10	-	-
Romi	6	6	6	-	-	-
VI asi	-	-	-	-	-	-
Srbi	76	76	68	4	-	-
Bo{ waci	-	-	-	-	-	-
Ostanati	9	9	9	-	-	-
<b>Demi r Hi sar</b>	<b>3686</b>	<b>3681</b>	<b>3550</b>	<b>110</b>	-	<b>11</b>
Makedonci	3513	3508	3378	110	-	11
Al banci	124	124	124	-	-	-
Turci	23	23	23	-	-	-
Romi	11	11	11	-	-	-
VI asi	2	2	2	-	-	-
Srbi	2	2	2	-	-	-
Bo{ waci	2	2	2	-	-	-
Ostanati	9	9	8	-	-	-

Tabela 6. Popi { ani I i ca spored i zjasnuvaweto za naci onal nata pri padnost i pri ~i ni te za pri sutnost-otsutnost, po pol , ma` i

Table 6. Enumerated persons according to the declaration by ethnic affiliation and reasons for presence-absence, by sex, Male

		Pri vremeno pri sutni I i ca vo mestoto na Popi s					
stranstvo	Stranci so odobreni e za prestop vo Republ i ka Makedoni ja, pri sutni edna godi na i pove}e	Od stranstvo		Od drugo mesto vo Republ i ka Makedoni ja			
		Stranci so odobreni e za prestop vo Republ i ka Makedoni ja, pri sutni pomal ku od edna godi na	Begal ci , humani tar no zgri ` eni I i ca i dr.	Zaradi rabota, { kol uvawe i sl .	Prisi l no rasel eni I i ca		
		Temporarily present persons in the Census place					
abroad	Foreigners with residence permit in the Republic of Macedonia, present more than one year	From abroad		From other place of the Republic of Macedonia			
Other absent abroad	Foreigners with residence permit in the Republic of Macedonia, present less than one year	Refugees, persons under humanitarian care etc.	In order to work, attending school etc.	Forced migrated persons			
6	-	-	1	2	-	<b>Delogo` di</b>	
-	-	-	-	-	-	Macedonians	
6	-	-	1	2	-	Albanians	
-	-	-	-	-	-	Turks	
-	-	-	-	-	-	Rhomas	
-	-	-	-	-	-	Vlachs	
-	-	-	-	-	-	Serbs	
-	-	-	-	-	-	Bosniacs	
-	-	-	-	-	-	Others	
104	4	-	1	5	-	<b>Del-evo</b>	
98	-	-	-	5	-	Macedonians	
2	-	-	-	-	-	Albanians	
2	-	-	1	-	-	Turks	
2	-	-	-	-	-	Rhomas	
-	-	-	-	-	-	Vlachs	
-	4	-	-	-	-	Serbs	
-	-	-	-	-	-	Bosniacs	
-	-	-	-	-	-	Others	
6	4	-	-	5	-	<b>Demir Kapija</b>	
4	1	-	-	5	-	Macedonians	
-	-	-	-	-	-	Albanians	
1	-	-	-	-	-	Turks	
-	-	-	-	-	-	Rhomas	
-	-	-	-	-	-	Vlachs	
1	3	-	-	-	-	Serbs	
-	-	-	-	-	-	Bosniacs	
-	-	-	-	-	-	Others	
9	1	-	-	4	1	<b>Demir Hisar</b>	
9	-	-	-	4	1	Macedonians	
-	-	-	-	-	-	Albanians	
-	-	-	-	-	-	Turks	
-	-	-	-	-	-	Rhomas	
-	-	-	-	-	-	Vlachs	
-	-	-	-	-	-	Serbs	
-	-	-	-	-	-	Bosniacs	
-	1	-	-	-	-	Others	

Tabela 6. Popi { ani l i ca spored i zjasnuvaweto za naci onal nata pri padnost i pri -i ni te za pri sutnost-otsutnost, po pol , ma` i  
Table 6. Enumerated persons according to the declaration by ethnic affiliation and reasons for presence-absence, by sex, Male

	Popi { ani l i ca	Vкупно nasel eni e				
		Vкупно	Pri sutni vo mestoto na voobi -aeno` i veewe	Otsutni vo drugo mesto vo Republ i ka Makedoni ja		Otsutni vo
				Zaradi rabota, { kol uvawe i sl .	Pri si l no rasel eni l i ca	Na rabota kaj stranski rabotodavec i l i na samostojna rabota i l i prestoj, do edna godi na
Enumerated persons	Total	Present in the place of usual residence	Absent elsewhere in the Republic of Macedonia		Absent	
			In order to work, attending school etc.	Forced migrated persons	Working for foreign employer's or working independently or staying, up to one year	
<b>Dobru{ evo</b>	<b>1155</b>	<b>1155</b>	<b>1119</b>	<b>29</b>	-	-
Makedonci	1042	1042	1014	23	-	-
Al banci	-	-	-	-	-	-
Turci	111	111	104	6	-	-
Romi	-	-	-	-	-	-
VI asi	-	-	-	-	-	-
Srbi	-	-	-	-	-	-
Bo{ waci	-	-	-	-	-	-
Ostanati	2	2	1	-	-	-
<b>Dol na Bawi ca</b>	<b>4821</b>	<b>4821</b>	<b>4680</b>	<b>44</b>	-	<b>82</b>
Makedonci	823	823	771	21	-	28
Al banci	2409	2409	2369	2	-	37
Turci	1408	1408	1363	20	-	17
Romi	152	152	150	-	-	-
VI asi	-	-	-	-	-	-
Srbi	2	2	1	1	-	-
Bo{ waci	-	-	-	-	-	-
Ostanati	27	27	26	-	-	-
<b>Dol neni</b>	<b>6149</b>	<b>6101</b>	<b>5880</b>	<b>175</b>	<b>1</b>	<b>24</b>
Makedonci	2659	2614	2476	122	-	10
Al banci	1249	1247	1208	31	-	5
Turci	1363	1363	1346	8	1	5
Romi	4	4	4	-	-	-
VI asi	-	-	-	-	-	-
Srbi	3	3	3	-	-	-
Bo{ waci	840	839	812	14	-	4
Ostanati	31	31	31	-	-	-
<b>Drugovo</b>	<b>1683</b>	<b>1682</b>	<b>1614</b>	<b>59</b>	-	<b>4</b>
Makedonci	1450	1449	1386	57	-	2
Al banci	74	74	69	2	-	2
Turci	155	155	155	-	-	-
Romi	-	-	-	-	-	-
VI asi	-	-	-	-	-	-
Srbi	-	-	-	-	-	-
Bo{ waci	-	-	-	-	-	-
Ostanati	4	4	4	-	-	-

Tabela 6. Popi { ani I i ca spored i zjasnuvaweto za naci onal nata pri padnost i pri ~i ni te za pri sutnost-otsutnost, po pol , ma` i

Table 6. Enumerated persons according to the declaration by ethnic affiliation and reasons for presence-absence, by sex, Male

		Pri vremeno pri sutni I i ca vo mestoto na Popi s					
stranstvo	Stranci so odobreni e za prestop vo Republ i ka Makedoni ja, pri sutni edna godi na i pove}e	Od stranstvo		Od drugo mesto vo Republ i ka Makedoni ja			
Drugi otsutni vo stranstvo		Stranci so odobreni e za prestop vo Republ i ka Makedoni ja, pri sutni pomal ku od edna godi na	Begal ci , humani tar no zgri ` eni I i ca i dr.	Zaradi rabota, { kol uvawe i sl .	Prisi l no rasel eni I i ca		
		Temporarily present persons in the Census place					
abroad	Foreigners with residence permit in the Republic of Macedonia, present more than one year	From abroad		From other place of the Republic of Macedonia			
Other absent abroad		Foreigners with residence permit in the Republic of Macedonia, present less than one year	Refugees, persons under humanitarian care etc.	In order to work, attending school etc.	Forced migrated persons		
5	2	-	-	-	-	<b>Dobru {evo</b>	
4	1	-	-	-	-	Macedonians	
-	-	-	-	-	-	Albanians	
1	-	-	-	-	-	Turks	
-	-	-	-	-	-	Rhomas	
-	-	-	-	-	-	Vlachs	
-	-	-	-	-	-	Serbs	
-	-	-	-	-	-	Bosniacs	
-	1	-	-	-	-	Others	
<b>13</b>	<b>2</b>	-	-	-	-	<b>Dolna Banjica</b>	
3	-	-	-	-	-	Macedonians	
1	-	-	-	-	-	Albanians	
8	-	-	-	-	-	Turks	
1	1	-	-	-	-	Rhomas	
-	-	-	-	-	-	Vlachs	
-	-	-	-	-	-	Serbs	
-	-	-	-	-	-	Bosniacs	
-	1	-	-	-	-	Others	
<b>12</b>	<b>9</b>	<b>1</b>	<b>2</b>	<b>44</b>	<b>1</b>	<b>Dolneni</b>	
5	1	-	-	44	1	Macedonians	
1	2	-	2	-	-	Albanians	
3	-	-	-	-	-	Turks	
-	-	-	-	-	-	Rhomas	
-	-	-	-	-	-	Vlachs	
-	-	-	-	-	-	Serbs	
3	6	1	-	-	-	Bosniacs	
-	-	-	-	-	-	Others	
5	-	-	-	1	-	<b>Drugovo</b>	
4	-	-	-	1	-	Macedonians	
1	-	-	-	-	-	Albanians	
-	-	-	-	-	-	Turks	
-	-	-	-	-	-	Rhomas	
-	-	-	-	-	-	Vlachs	
-	-	-	-	-	-	Serbs	
-	-	-	-	-	-	Bosniacs	
-	-	-	-	-	-	Others	

Tabela 6. Popi { ani l i ca spored i zjasnuvaweto za naci onal nata pri padnost i pri -i ni te za pri sutnost-otsutnost, po pol , ma` i  
Table 6. Enumerated persons according to the declaration by ethnic affiliation and reasons for presence-absence, by sex, Male

	Popi { ani l i ca	Vкупно nasel eni e				
		Vкупно	Pri sutni vo mestoto na voobi -aeno` i veewe	Otsutni vo drugo mesto vo Republ i ka Makedoni ja		Otsutni vo
				Zaradi rabota, { kol uvawe i sl .	Pri si l no rasel eni l i ca	Na rabota kaj stranski rabotodavec i l i na samostojna rabota i l i prestoj, do edna godi na
Enumerated persons	Total	Present in the place of usual residence	Absent elsewhere in the Republic of Macedonia		Absent	
			In order to work, attending school etc.	Forced migrated persons	Working for foreign employer's or working independently or staying, up to one year	
<b>@el i no</b>	<b>12355</b>	<b>12335</b>	<b>10807</b>	<b>23</b>	<b>1449</b>	
Makedonci	36	36	34	1	1	
Al banci	12267	12250	10731	22	1441	
Turci	1	1	1	-	-	
Romi	-	-	-	-	-	
VI asi	-	-	-	-	-	
Srbi	-	-	-	-	-	
Bo{ waci	-	-	-	-	-	
Ostanati	51	48	41	-	7	
<b>@i to{ e</b>	<b>1075</b>	<b>1074</b>	<b>998</b>	<b>51</b>	<b>14</b>	
Makedonci	93	93	90	3	-	
Al banci	588	588	554	27	6	
Turci	8	8	8	-	-	
Romi	3	3	3	-	-	
VI asi	-	-	-	-	-	
Srbi	3	3	1	2	-	
Bo{ waci	376	375	338	19	8	
Ostanati	4	4	4	-	-	
<b>Zajas</b>	<b>5799</b>	<b>5797</b>	<b>4880</b>	<b>138</b>	<b>739</b>	
Makedonci	111	111	93	16	2	
Al banci	5653	5651	4753	122	736	
Turci	-	-	-	-	-	
Romi	-	-	-	-	-	
VI asi	-	-	-	-	-	
Srbi	-	-	-	-	-	
Bo{ waci	-	-	-	-	-	
Ostanati	35	35	34	-	1	
<b>Zel eni kovo</b>	<b>2138</b>	<b>2131</b>	<b>2095</b>	<b>30</b>	<b>5</b>	
Makedonci	1293	1289	1259	27	3	
Al banci	666	666	665	1	-	
Turci	-	-	-	-	-	
Romi	46	46	46	-	-	
VI asi	1	1	1	-	-	
Srbi	20	17	17	-	-	
Bo{ waci	105	105	102	1	2	
Ostanati	7	7	5	1	-	



Tabela 6. Popi { ani I i ca spored i zjasnuvaweto za naci onal nata pri padnost i pri ~i ni te za pri sutnost-otsutnost, po pol , ma` i

Table 6. Enumerated persons according to the declaration by ethnic affiliation and reasons for presence-absence, by sex, Male

		Pri vremeno pri sutni I i ca vo mestoto na Popi s				
stranstvo	Stranci so odobreni e za prestop vo Republ i ka Makedoni ja, pri sutni edna godi na i pove}e	Od stranstvo		Od drugo mesto vo Republ i ka Makedoni ja		
Drugi otsutni vo stranstvo		Stranci so odobreni e za prestop vo Republ i ka Makedoni ja, pri sutni pomal ku od edna godi na	Begal ci , humani tar no zgri ` eni I i ca i dr.	Zaradi rabota, { kol uvawe i sl .	Prisi l no rasel eni I i ca	
		Temporarily present persons in the Census place				
abroad	Foreigners with residence permit in the Republic of Macedonia, present more than one year	From abroad		From other place of the Republic of Macedonia		
Other absent abroad		Foreigners with residence permit in the Republic of Macedonia, present less than one year	Refugees, persons under humanitarian care etc.	In order to work, attending school etc.	Forced migrated persons	
55	1	-	20	-	-	<b>@elino</b>
-	-	-	-	-	-	Macedonians
55	1	-	17	-	-	Albanians
-	-	-	-	-	-	Turks
-	-	-	-	-	-	Rhomas
-	-	-	-	-	-	Vlachs
-	-	-	-	-	-	Serbs
-	-	-	-	-	-	Bosniacs
-	-	-	3	-	-	Others
11	-	-	1	-	-	<b>@ito{e</b>
-	-	-	-	-	-	Macedonians
1	-	-	-	-	-	Albanians
-	-	-	-	-	-	Turks
-	-	-	-	-	-	Rhomas
-	-	-	-	-	-	Vlachs
-	-	-	-	-	-	Serbs
10	-	-	1	-	-	Bosniacs
-	-	-	-	-	-	Others
40	-	-	2	-	-	<b>Zajas</b>
-	-	-	-	-	-	Macedonians
40	-	-	2	-	-	Albanians
-	-	-	-	-	-	Turks
-	-	-	-	-	-	Rhomas
-	-	-	-	-	-	Vlachs
-	-	-	-	-	-	Serbs
-	-	-	-	-	-	Bosniacs
-	-	-	-	-	-	Others
1	-	-	3	4	-	<b>Zelenikovo</b>
-	-	-	-	4	-	Macedonians
-	-	-	-	-	-	Albanians
-	-	-	-	-	-	Turks
-	-	-	-	-	-	Rhomas
-	-	-	-	-	-	Vlachs
-	-	-	3	-	-	Serbs
-	-	-	-	-	-	Bosniacs
1	-	-	-	-	-	Others

Tabela 6. Popi { ani l i ca spored i zjasnuvaweto za naci onal nata pri padnost i pri -i ni te za pri sutnost-otsutnost, po pol , ma` i  
Table 6. Enumerated persons according to the declaration by ethnic affiliation and reasons for presence-absence, by sex, Male

	Popi { ani l i ca	Vкупно nasel eni e				
		Vкупно	Pri sutni vo mestoto na voobi -aeno` i veewe	Otsutni vo drugo mesto vo Republ i ka Makedoni ja		Otsutni vo
				Zaradi rabota, { kol uvawe i sl .	Pri si l no rasel eni l i ca	Na rabota kaj stranski rabotodavec i l i na samostojna rabota i l i prestoj, do edna godi na
Enumerated persons	Total	Present in the place of usual residence	Absent elsewhere in the Republic of Macedonia		Absent	
			In order to work, attending school etc.	Forced migrated persons	Working for foreign employer's or working independently or staying, up to one year	
<b>Zl etovo</b>	<b>1755</b>	<b>1755</b>	<b>1573</b>	<b>171</b>	-	<b>2</b>
Makedonci	1749	1749	1568	171	-	2
Al banci	-	-	-	-	-	-
Turci	-	-	-	-	-	-
Romi	-	-	-	-	-	-
VI asi	5	5	5	-	-	-
Srbi	1	1	-	-	-	-
Bo{ waci	-	-	-	-	-	-
Ostanati	-	-	-	-	-	-
<b>Zrnovci</b>	<b>1698</b>	<b>1696</b>	<b>1490</b>	<b>47</b>	-	<b>145</b>
Makedonci	1689	1687	1481	47	-	145
Al banci	-	-	-	-	-	-
Turci	-	-	-	-	-	-
Romi	-	-	-	-	-	-
VI asi	8	8	8	-	-	-
Srbi	1	1	1	-	-	-
Bo{ waci	-	-	-	-	-	-
Ostanati	-	-	-	-	-	-
<b>I zvor</b>	<b>562</b>	<b>561</b>	<b>506</b>	<b>49</b>	-	<b>6</b>
Makedonci	561	560	505	49	-	6
Al banci	-	-	-	-	-	-
Turci	-	-	-	-	-	-
Romi	-	-	-	-	-	-
VI asi	-	-	-	-	-	-
Srbi	-	-	-	-	-	-
Bo{ waci	-	-	-	-	-	-
Ostanati	1	1	1	-	-	-
<b>I l i inden</b>	<b>8197</b>	<b>8180</b>	<b>7946</b>	<b>162</b>	<b>1</b>	<b>18</b>
Makedonci	7139	7131	6940	143	1	16
Al banci	195	195	191	3	-	1
Turci	10	10	10	-	-	-
Romi	228	221	217	2	-	-
VI asi	-	-	-	-	-	-
Srbi	503	502	479	12	-	1
Bo{ waci	-	-	-	-	-	-
Ostanati	122	121	109	2	-	-

Tabela 6. Popi { ani I i ca spored i zjasnuvaweto za naci onal nata pri padnost i pri ~i ni te za pri sutnost-otsutnost, po pol , ma` i

Table 6. Enumerated persons according to the declaration by ethnic affiliation and reasons for presence-absence, by sex, Male

		Pri vremeno pri sutni I i ca vo mestoto na Popi s					
stranstvo	Stranci so odobreni e za prestop vo Republ i ka Makedoni ja, pri sutni edna godi na i pove}e	Od stranstvo		Od drugo mesto vo Republ i ka Makedoni ja			
Drugi otsutni vo stranstvo		Stranci so odobreni e za prestop vo Republ i ka Makedoni ja, pri sutni pomal ku od edna godi na	Begal ci , humani tarno zgri ` eni I i ca i dr.	Zaradi rabota, { kol uvawe i sl .	Prisi l no rasel eni I i ca		
		Temporarily present persons in the Census place					
abroad	Foreigners with residence permit in the Republic of Macedonia, present more than one year	From abroad		From other place of the Republic of Macedonia			
Other absent abroad		Foreigners with residence permit in the Republic of Macedonia, present less than one year	Refugees, persons under humanitarian care etc.	In order to work, attending school etc.	Forced migrated persons		
8	1	-	-	-	-	<b>Zletovo</b>	
8	-	-	-	-	-	Macedonians	
-	-	-	-	-	-	Albanians	
-	-	-	-	-	-	Turks	
-	-	-	-	-	-	Rhomas	
-	-	-	-	-	-	Vlachs	
-	1	-	-	-	-	Serbs	
-	-	-	-	-	-	Bosniacs	
-	-	-	-	-	-	Others	
14	-	-	-	2	-	<b>Zrnovci</b>	
14	-	-	-	2	-	Macedonians	
-	-	-	-	-	-	Albanians	
-	-	-	-	-	-	Turks	
-	-	-	-	-	-	Rhomas	
-	-	-	-	-	-	Vlachs	
-	-	-	-	-	-	Serbs	
-	-	-	-	-	-	Bosniacs	
-	-	-	-	-	-	Others	
-	-	-	-	1	-	<b>Izvor</b>	
-	-	-	-	1	-	Macedonians	
-	-	-	-	-	-	Albanians	
-	-	-	-	-	-	Turks	
-	-	-	-	-	-	Rhomas	
-	-	-	-	-	-	Vlachs	
-	-	-	-	-	-	Serbs	
-	-	-	-	-	-	Bosniacs	
-	-	-	-	-	-	Others	
30	23	1	8	6	2	<b>Ilinden</b>	
29	2	-	-	6	2	Macedonians	
-	-	-	-	-	-	Albanians	
-	-	-	-	-	-	Turks	
1	1	-	7	-	-	Rhomas	
-	-	-	-	-	-	Vlachs	
-	10	-	1	-	-	Serbs	
-	-	-	-	-	-	Bosniacs	
-	10	1	-	-	-	Others	

Tabela 6. Popi { ani l i ca spored i zjasnuvaweto za naci onal nata pri padnost i pri -i ni te za pri sutnost-otsutnost, po pol , ma ` i  
Table 6. Enumerated persons according to the declaration by ethnic affiliation and reasons for presence-absence, by sex, Male

	Popi { ani l i ca	Vкупно nasel eni e				
		Vкупno	Pri sutni vo mestoto na voobi -aeno ` i veewe	Otsutni vo drugo mesto vo Republ i ka Makedoni ja		Otsutni vo
				Zaradi rabota, { kol uvawe i sl .	Pri si l no rasel eni l i ca	Na rabota kaj stranski rabotodavec i l i na samostojna rabota i l i prestoj, do edna godi na
Enumerated persons	Total	Present in the place of usual residence	Absent elsewhere in the Republic of Macedonia		Absent	
			In order to work, attending school etc.	Forced migrated persons	Working for foreign employer's or working independently or staying, up to one year	
<b>Jegunovce</b>	<b>3709</b>	<b>3701</b>	<b>3529</b>	<b>125</b>	<b>7</b>	<b>30</b>
Makedonci	2404	2398	2256	122	6	11
Al banci	1238	1237	1211	2	-	18
Turci	2	2	2	-	-	-
Romi	20	20	18	-	1	-
VI asi	-	-	-	-	-	-
Srbi	33	33	32	1	-	-
Bo{ waci	-	-	-	-	-	-
Ostanati	12	11	10	-	-	1
<b>Kavadarci</b>	<b>19597</b>	<b>19463</b>	<b>18309</b>	<b>952</b>	<b>1</b>	<b>44</b>
Makedonci	18959	18833	17719	929	1	42
Al banci	2	2	2	-	-	-
Turci	81	79	76	3	-	-
Romi	351	350	333	11	-	-
VI asi	13	13	13	-	-	-
Srbi	117	116	103	8	-	1
Bo{ waci	5	3	3	-	-	-
Ostanati	69	67	60	1	-	1
<b>Kamewane</b>	<b>7292</b>	<b>7285</b>	<b>6647</b>	<b>33</b>	<b>2</b>	<b>578</b>
Makedonci	12	12	11	-	1	-
Al banci	6646	6640	6017	20	1	577
Turci	609	609	595	13	-	1
Romi	-	-	-	-	-	-
VI asi	-	-	-	-	-	-
Srbi	-	-	-	-	-	-
Bo{ waci	4	4	4	-	-	-
Ostanati	21	20	20	-	-	-
<b>Karbi nci</b>	<b>2035</b>	<b>2034</b>	<b>1957</b>	<b>62</b>	<b>-</b>	<b>3</b>
Makedonci	1633	1632	1583	44	-	3
Al banci	-	-	-	-	-	-
Turci	356	356	331	17	-	-
Romi	2	2	2	-	-	-
VI asi	31	31	30	1	-	-
Srbi	5	5	3	-	-	-
Bo{ waci	-	-	-	-	-	-
Ostanati	8	8	8	-	-	-

Tabela 6. Popi { ani I i ca spored i zjasnuvaweto za naci onal nata pri padnost i pri ~i ni te za pri sutnost-otsutnost, po pol , ma` i

Table 6. Enumerated persons according to the declaration by ethnic affiliation and reasons for presence-absence, by sex, Male

		Pri vremeno pri sutni I i ca vo mestoto na Popi s					
stranstvo	Stranci so odobreni e za prestop vo Republ i ka Makedoni ja, pri sutni edna godi na i pove}e	Od stranstvo		Od drugo mesto vo Republ i ka Makedoni ja			
Drugi otsutni vo stranstvo		Stranci so odobreni e za prestop vo Republ i ka Makedoni ja, pri sutni pomal ku od edna godi na	Begal ci , humani tar no zgri ` eni I i ca i dr.	Zaradi rabota, { kol uvawe i sl .	Prisi l no rasel eni I i ca		
		Temporarily present persons in the Census place					
abroad	Foreigners with residence permit in the Republic of Macedonia, present more than one year	From abroad		From other place of the Republic of Macedonia			
Other absent abroad		Foreigners with residence permit in the Republic of Macedonia, present less than one year	Refugees, persons under humanitarian care etc.	In order to work, attending school etc.	Forced migrated persons		
9	1	-	2	4	2	<b>Jegunovce</b>	
3	-	-	-	4	2	Macedonians	
6	-	-	1	-	-	Albanians	
-	-	-	-	-	-	Turks	
-	1	-	-	-	-	Rhomas	
-	-	-	-	-	-	Vlachs	
-	-	-	-	-	-	Serbs	
-	-	-	-	-	-	Bosniacs	
-	-	-	1	-	-	Others	
146	11	1	4	129	-	<b>Kavadarci</b>	
142	-	1	-	125	-	Macedonians	
-	-	-	-	-	-	Albanians	
-	-	-	-	2	-	Turks	
1	5	-	-	1	-	Rhomas	
-	-	-	-	-	-	Vlachs	
1	3	-	-	1	-	Serbs	
-	-	-	2	-	-	Bosniacs	
2	3	-	2	-	-	Others	
25	-	-	7	-	-	<b>Kamenjane</b>	
-	-	-	-	-	-	Macedonians	
25	-	-	6	-	-	Albanians	
-	-	-	-	-	-	Turks	
-	-	-	-	-	-	Rhomas	
-	-	-	-	-	-	Vlachs	
-	-	-	-	-	-	Serbs	
-	-	-	-	-	-	Bosniacs	
-	-	-	1	-	-	Others	
10	2	-	-	1	-	<b>Karbinci</b>	
2	-	-	-	1	-	Macedonians	
-	-	-	-	-	-	Albanians	
8	-	-	-	-	-	Turks	
-	-	-	-	-	-	Rhomas	
-	-	-	-	-	-	Vlachs	
-	2	-	-	-	-	Serbs	
-	-	-	-	-	-	Bosniacs	
-	-	-	-	-	-	Others	

Tabela 6. Popi { ani l i ca spored i zjasnuvaweto za naci onal nata pri padnost i pri -i ni te za pri sutnost-otsutnost, po pol , ma` i

Table 6. Enumerated persons according to the declaration by ethnic affiliation and reasons for presence-absence, by sex, Male

	Popi { ani l i ca	Vкупно nasel eni e				
		Vкупно	Pri sutni vo mestoto na voobi -aeno` i veewe	Otsutni vo drugo mesto vo Republ i ka Makedoni ja		Otsutni vo
				Zaradi rabota, { kol uvawe i sl .	Pri si l no rasel eni l i ca	Na rabota kaj stranski rabotodavec i l i na samostojna rabota i l i prestoj, do edna godi na
Enumerated persons	Total	Present in the place of usual residence	Absent elsewhere in the Republic of Macedonia		Absent	
			In order to work, attending school etc.	Forced migrated persons	Working for foreign employer's or working independently or staying, up to one year	
<b>Ki -evo</b>	<b>15159</b>	<b>15143</b>	<b>13919</b>	<b>687</b>	<b>-</b>	<b>436</b>
Makedonci	8146	8142	7505	550	-	36
Al banci	4607	4602	4108	88	-	369
Turci	1222	1222	1166	22	-	29
Romi	819	814	793	18	-	1
VI asi	43	43	42	1	-	-
Srbi	53	51	44	4	-	-
Bo{ waci	3	3	2	-	-	-
Ostanati	266	266	259	4	-	1
<b>KI e-evce</b>	<b>840</b>	<b>837</b>	<b>806</b>	<b>25</b>	<b>1</b>	<b>1</b>
Makedonci	828	825	797	23	1	1
Al banci	-	-	-	-	-	-
Turci	-	-	-	-	-	-
Romi	-	-	-	-	-	-
VI asi	-	-	-	-	-	-
Srbi	12	12	9	2	-	-
Bo{ waci	-	-	-	-	-	-
Ostanati	-	-	-	-	-	-
<b>Kondovo</b>	<b>5817</b>	<b>5700</b>	<b>5516</b>	<b>22</b>	<b>43</b>	<b>90</b>
Makedonci	19	18	11	-	7	-
Al banci	5672	5565	5424	22	-	90
Turci	18	12	12	-	-	-
Romi	37	35	-	-	35	-
VI asi	-	-	-	-	-	-
Srbi	-	-	-	-	-	-
Bo{ waci	40	40	40	-	-	-
Ostanati	31	30	29	-	1	-
<b>Konopi { te</b>	<b>310</b>	<b>188</b>	<b>181</b>	<b>6</b>	<b>1</b>	<b>-</b>
Makedonci	248	186	179	6	1	-
Al banci	-	-	-	-	-	-
Turci	2	2	2	-	-	-
Romi	-	-	-	-	-	-
VI asi	-	-	-	-	-	-
Srbi	-	-	-	-	-	-
Bo{ waci	-	-	-	-	-	-
Ostanati	60	-	-	-	-	-

Tabela 6. Popi { ani I i ca spored i zjasnuvaweto za naci onal nata pri padnost i pri ~i ni te za pri sutnost-otsutnost, po pol , ma` i

Table 6. Enumerated persons according to the declaration by ethnic affiliation and reasons for presence-absence, by sex, Male

		Pri vremeno pri sutni I i ca vo mestoto na Popi s					
stranstvo	Stranci so odobreni e za prestop vo Republ i ka Makedoni ja, pri sutni edna godi na i pove}e	Od stranstvo		Od drugo mesto vo Republ i ka Makedoni ja			
Drugi otsutni vo stranstvo		Stranci so odobreni e za prestop vo Republ i ka Makedoni ja, pri sutni pomal ku od edna godi na	Begal ci , humani tar no zgri ` eni I i ca i dr.	Zaradi rabota, { kol uvawe i sl .	Prisi l no rasel eni I i ca		
		Temporarily present persons in the Census place					
abroad	Foreigners with residence permit in the Republic of Macedonia, present more than one year	From abroad		From other place of the Republic of Macedonia			
Other absent abroad		Foreigners with residence permit in the Republic of Macedonia, present less than one year	Refugees, persons under humanitarian care etc.	In order to work, attending school etc.	Forced migrated persons		
91	10	1	6	9	-	<b>Ki-evo</b>	
50	1	1	-	3	-	Macedonians	
35	2	-	2	3	-	Albanians	
5	-	-	-	-	-	Turks	
1	1	-	2	3	-	Rhomas	
-	-	-	-	-	-	Vlachs	
-	3	-	2	-	-	Serbs	
-	1	-	-	-	-	Bosniacs	
-	2	-	-	-	-	Others	
<b>3</b>	<b>1</b>	-	-	<b>3</b>	-	<b>Kle-evce</b>	
3	-	-	-	3	-	Macedonians	
-	-	-	-	-	-	Albanians	
-	-	-	-	-	-	Turks	
-	-	-	-	-	-	Rhomas	
-	-	-	-	-	-	Vlachs	
-	1	-	-	-	-	Serbs	
-	-	-	-	-	-	Bosniacs	
-	-	-	-	-	-	Others	
<b>24</b>	<b>5</b>	<b>1</b>	<b>5</b>	<b>111</b>	-	<b>Kondovo</b>	
-	-	-	-	1	-	Macedonians	
24	5	1	4	102	-	Albanians	
-	-	-	-	6	-	Turks	
-	-	-	-	2	-	Rhomas	
-	-	-	-	-	-	Vlachs	
-	-	-	-	-	-	Serbs	
-	-	-	-	-	-	Bosniacs	
-	-	-	1	-	-	Others	
-	-	<b>60</b>	-	<b>62</b>	-	<b>Konopi{te</b>	
-	-	-	-	62	-	Macedonians	
-	-	-	-	-	-	Albanians	
-	-	-	-	-	-	Turks	
-	-	-	-	-	-	Rhomas	
-	-	-	-	-	-	Vlachs	
-	-	-	-	-	-	Serbs	
-	-	-	-	-	-	Bosniacs	
-	-	60	-	-	-	Others	

Tabela 6. Popi { ani l i ca spored i zjasnuvaweto za naci onal nata pri padnost i pri -i ni te za pri sutnost-otsutnost, po pol , ma` i  
Table 6. Enumerated persons according to the declaration by ethnic affiliation and reasons for presence-absence, by sex, Male

	Popi { ani l i ca	Vкупно nasel eni e				
		Vкупno	Pri sutni vo mestoto na voobi -aeno` i veewe	Otsutni vo drugo mesto vo Republ i ka Makedoni ja		Otsutni vo
				Zaradi rabota, { kol uvawe i sl .	Pri si l no rasel eni l i ca	Na rabota kaj stranski rabotodavec i l i na samostojna rabota i l i prestoj, do edna godi na
Enumerated persons	Total	Present in the place of usual residence	Absent elsewhere in the Republic of Macedonia		Absent	
			In order to work, attending school etc.	Forced migrated persons	Working for foreign employer's or working independently or staying, up to one year	
<b>Kon-e</b>	<b>1886</b>	<b>1886</b>	<b>1778</b>	<b>97</b>	<b>2</b>	<b>5</b>
Makedonci	1607	1607	1512	85	2	5
Al banci	-	-	-	-	-	-
Turci	277	277	265	12	-	-
Romi	-	-	-	-	-	-
VI asi	-	-	-	-	-	-
Srbi	1	1	-	-	-	-
Bo{ waci	-	-	-	-	-	-
Ostanati	1	1	1	-	-	-
<b>KoseI</b>	<b>695</b>	<b>695</b>	<b>670</b>	<b>21</b>	-	-
Makedonci	688	688	665	21	-	-
Al banci	-	-	-	-	-	-
Turci	-	-	-	-	-	-
Romi	-	-	-	-	-	-
VI asi	-	-	-	-	-	-
Srbi	5	5	5	-	-	-
Bo{ waci	-	-	-	-	-	-
Ostanati	2	2	-	-	-	-
<b>Ko~ani</b>	<b>16970</b>	<b>16957</b>	<b>15806</b>	<b>723</b>	-	<b>236</b>
Makedonci	15645	15639	14568	690	-	206
Al banci	-	-	-	-	-	-
Turci	163	163	159	4	-	-
Romi	989	987	934	19	-	30
VI asi	105	105	95	9	-	-
Srbi	32	28	23	-	-	-
Bo{ waci	-	-	-	-	-	-
Ostanati	36	35	27	1	-	-
<b>Kratovo</b>	<b>5374</b>	<b>5327</b>	<b>4811</b>	<b>459</b>	-	<b>27</b>
Makedonci	5271	5226	4722	454	-	27
Al banci	-	-	-	-	-	-
Turci	2	2	1	-	-	-
Romi	75	75	73	2	-	-
VI asi	-	-	-	-	-	-
Srbi	19	17	9	3	-	-
Bo{ waci	-	-	-	-	-	-
Ostanati	7	7	6	-	-	-



Tabela 6. Popi { ani I i ca spored i zjasnuvaweto za naci onal nata pri padnost i pri ~i ni te za pri sutnost-otsutnost, po pol , ma` i

Table 6. Enumerated persons according to the declaration by ethnic affiliation and reasons for presence-absence, by sex, Male

		Pri vremeno pri sutni I i ca vo mestoto na Popi s				
stranstvo	Stranci so odobreni e za prestop vo Republ i ka Makedoni ja, pri sutni edna godi na i pove}e	Od stranstvo		Od drugo mesto vo Republ i ka Makedoni ja		
Drugi otsutni vo stranstvo		Stranci so odobreni e za prestop vo Republ i ka Makedoni ja, pri sutni pomal ku od edna godi na	Begal ci , humani tar no zgri ` eni I i ca i dr.	Zaradi rabota, { kol uvawe i sl .	Prisi l no rasel eni I i ca	
		Temporarily present persons in the Census place				
abroad	Foreigners with residence permit in the Republic of Macedonia, present more than one year	From abroad		From other place of the Republic of Macedonia		
Other absent abroad		Foreigners with residence permit in the Republic of Macedonia, present less than one year	Refugees, persons under humanitarian care etc.	In order to work, attending school etc.	Forced migrated persons	
3	1	-	-	-	-	<b>Kon-e</b>
3	-	-	-	-	-	Macedonians
-	-	-	-	-	-	Albanians
-	-	-	-	-	-	Turks
-	-	-	-	-	-	Rhomas
-	-	-	-	-	-	Vlachs
-	1	-	-	-	-	Serbs
-	-	-	-	-	-	Bosniacs
-	-	-	-	-	-	Others
2	2	-	-	-	-	<b>Kosel</b>
2	-	-	-	-	-	Macedonians
-	-	-	-	-	-	Albanians
-	-	-	-	-	-	Turks
-	-	-	-	-	-	Rhomas
-	-	-	-	-	-	Vlachs
-	-	-	-	-	-	Serbs
-	-	-	-	-	-	Bosniacs
-	2	-	-	-	-	Others
183	9	2	5	6	-	<b>Ko-ani</b>
173	2	-	-	6	-	Macedonians
-	-	-	-	-	-	Albanians
-	-	-	-	-	-	Turks
4	-	-	2	-	-	Rhomas
1	-	-	-	-	-	Vlachs
2	3	1	3	-	-	Serbs
-	-	-	-	-	-	Bosniacs
3	4	1	-	-	-	Others
23	7	1	-	46	-	<b>Kratovo</b>
22	1	-	-	45	-	Macedonians
-	-	-	-	-	-	Albanians
1	-	-	-	-	-	Turks
-	-	-	-	-	-	Rhomas
-	-	-	-	-	-	Vlachs
-	5	1	-	1	-	Serbs
-	-	-	-	-	-	Bosniacs
-	1	-	-	-	-	Others

Tabela 6. Popi { ani l i ca spored i zjasnuvaweto za naci onal nata pri padnost i pri -i ni te za pri sutnost-otsutnost, po pol , ma` i

Table 6. Enumerated persons according to the declaration by ethnic affiliation and reasons for presence-absence, by sex, Male

	Popi { ani l i ca	Vкупно nasel eni e				
		Vкупно	Pri sutni vo mestoto na voobi -aeno` i veewe	Otsutni vo drugo mesto vo Republ i ka Makedoni ja		Otsutni vo
				Zaradi rabota, { kol uvawe i sl .	Pri si l no rasel eni l i ca	Na rabota kaj stranski rabotodavec i l i na samostojna rabota i l i prestoj, do edna godi na
Enumerated persons	Total	Present in the place of usual residence	Absent elsewhere in the Republic of Macedonia		Absent	
			In order to work, attending school etc.	Forced migrated persons	Working for foreign employer's or working independently or staying, up to one year	
<b>Kri va Pal anka</b>	<b>10743</b>	<b>10727</b>	<b>9319</b>	<b>1136</b>	<b>1</b>	<b>83</b>
Makedonci	10343	10328	8946	1124	1	79
Al banci	-	-	-	-	-	-
Turci	1	1	1	-	-	-
Romi	330	330	319	9	-	1
VI asi	1	1	-	1	-	-
Srbi	47	46	34	1	-	3
Bo{ waci	1	1	1	-	-	-
Ostanati	20	20	18	1	-	-
<b>Kri voga{ tani</b>	<b>3167</b>	<b>3160</b>	<b>3067</b>	<b>68</b>	-	<b>15</b>
Makedonci	3156	3149	3056	68	-	15
Al banci	-	-	-	-	-	-
Turci	-	-	-	-	-	-
Romi	4	4	4	-	-	-
VI asi	-	-	-	-	-	-
Srbi	1	1	1	-	-	-
Bo{ waci	-	-	-	-	-	-
Ostanati	6	6	6	-	-	-
<b>Kru{ evo</b>	<b>4955</b>	<b>4918</b>	<b>4576</b>	<b>272</b>	-	<b>52</b>
Makedonci	3070	3037	2839	168	-	21
Al banci	1082	1081	1000	58	-	22
Turci	161	161	152	6	-	2
Romi	-	-	-	-	-	-
VI asi	544	542	500	36	-	-
Srbi	22	21	20	-	-	-
Bo{ waci	65	65	55	3	-	7
Ostanati	11	11	10	1	-	-
<b>Kukl i {</b>	<b>2327</b>	<b>2322</b>	<b>2259</b>	<b>48</b>	-	<b>12</b>
Makedonci	2214	2209	2149	45	-	12
Al banci	-	-	-	-	-	-
Turci	112	112	109	3	-	-
Romi	-	-	-	-	-	-
VI asi	-	-	-	-	-	-
Srbi	-	-	-	-	-	-
Bo{ waci	-	-	-	-	-	-
Ostanati	1	1	1	-	-	-

Tabela 6. Popi { ani I i ca spored i zjasnuvaweto za naci onal nata pri padnost i pri ~i ni te za pri sutnost-otsutnost, po pol , ma` i

Table 6. Enumerated persons according to the declaration by ethnic affiliation and reasons for presence-absence, by sex, Male

		Pri vremeno pri sutni I i ca vo mestoto na Popi s					
stranstvo	Stranci so odobreni e za prestop vo Republ i ka Makedoni ja, pri sutni edna godi na i pove}e	Od stranstvo		Od drugo mesto vo Republ i ka Makedoni ja			
Drugi otsutni vo stranstvo		Stranci so odobreni e za prestop vo Republ i ka Makedoni ja, pri sutni pomal ku od edna godi na	Begal ci , humani tar no zgri ` eni I i ca i dr.	Zaradi rabota, { kol uvawe i sl .	Prisi I no rasel eni I i ca		
		Temporarily present persons in the Census place					
abroad	Foreigners with residence permit in the Republic of Macedonia, present more than one year	From abroad		From other place of the Republic of Macedonia			
Other absent abroad		Foreigners with residence permit in the Republic of Macedonia, present less than one year	Refugees, persons under humanitarian care etc.	In order to work, attending school etc.	Forced migrated persons		
179	9	1	-	15	-	<b>Kriva Palanka</b>	
177	1	-	-	15	-	Macedonians	
-	-	-	-	-	-	Albanians	
-	-	-	-	-	-	Turks	
1	-	-	-	-	-	Rhomas	
-	-	-	-	-	-	Vlachs	
1	7	1	-	-	-	Serbs	
-	-	-	-	-	-	Bosniacs	
-	1	-	-	-	-	Others	
10	-	1	-	6	-	<b>Krivoga{tani</b>	
10	-	1	-	6	-	Macedonians	
-	-	-	-	-	-	Albanians	
-	-	-	-	-	-	Turks	
-	-	-	-	-	-	Rhomas	
-	-	-	-	-	-	Vlachs	
-	-	-	-	-	-	Serbs	
-	-	-	-	-	-	Bosniacs	
-	-	-	-	-	-	Others	
17	1	-	2	33	2	<b>Kru{evo</b>	
9	-	-	-	31	2	Macedonians	
1	-	-	1	-	-	Albanians	
1	-	-	-	-	-	Turks	
-	-	-	-	-	-	Rhomas	
6	-	-	-	2	-	Vlachs	
-	1	-	1	-	-	Serbs	
-	-	-	-	-	-	Bosniacs	
-	-	-	-	-	-	Others	
3	-	-	2	3	-	<b>Kukli{</b>	
3	-	-	2	3	-	Macedonians	
-	-	-	-	-	-	Albanians	
-	-	-	-	-	-	Turks	
-	-	-	-	-	-	Rhomas	
-	-	-	-	-	-	Vlachs	
-	-	-	-	-	-	Serbs	
-	-	-	-	-	-	Bosniacs	
-	-	-	-	-	-	Others	

Tabela 6. Popi { ani l i ca spored i zjasnuvaweto za naci onal nata pri padnost i pri -i ni te za pri sutnost-otsutnost, po pol , ma ` i  
Table 6. Enumerated persons according to the declaration by ethnic affiliation and reasons for presence-absence, by sex, Male

	Popi { ani l i ca	Vкупно nasel eni e				
		Vкупno	Pri sutni vo mestoto na voobi -aeno ` i veewe	Otsutni vo drugo mesto vo Republ i ka Makedoni ja		Otsutni vo
				Zaradi rabota, { kol uvawe i sl .	Pri si l no rasel eni l i ca	Na rabota kaj stranski rabotodavec i l i na samostojna rabota i l i prestoj, do edna godi na
Enumerated persons	Total	Present in the place of usual residence	Absent elsewhere in the Republic of Macedonia		Absent	
			In order to work, attending school etc.	Forced migrated persons	Working for foreign employer's or working independently or staying, up to one year	
<b>Kukure~ani</b>	<b>1318</b>	<b>1318</b>	<b>1288</b>	<b>20</b>	-	<b>7</b>
Makedonci	1290	1290	1262	19	-	6
Al banci	22	22	20	1	-	1
Turci	-	-	-	-	-	-
Romi	6	6	6	-	-	-
VI asi	-	-	-	-	-	-
Srbi	-	-	-	-	-	-
Bo{ waci	-	-	-	-	-	-
Ostanati	-	-	-	-	-	-
<b>Kumanovo</b>	<b>52485</b>	<b>51961</b>	<b>49836</b>	<b>1081</b>	<b>13</b>	<b>624</b>
Makedonci	30693	30565	29489	784	4	116
Al banci	14001	13847	13041	179	4	473
Turci	165	165	165	-	-	-
Romi	2171	2148	2104	25	-	8
VI asi	70	70	68	1	-	-
Srbi	5039	4832	4653	87	5	25
Bo{ waci	6	5	4	1	-	-
Ostanati	340	329	312	4	-	2
<b>Labuni { ta</b>	<b>4240</b>	<b>4236</b>	<b>3811</b>	<b>87</b>	-	<b>305</b>
Makedonci	562	561	480	28	-	43
Al banci	2315	2315	2144	33	-	123
Turci	763	760	673	13	-	68
Romi	-	-	-	-	-	-
VI asi	6	6	5	1	-	-
Srbi	-	-	-	-	-	-
Bo{ waci	39	39	34	-	-	3
Ostanati	555	555	475	12	-	68
<b>Li pko</b>	<b>13856</b>	<b>13759</b>	<b>13206</b>	<b>147</b>	<b>337</b>	<b>29</b>
Makedonci	82	82	10	-	72	-
Al banci	13506	13414	13120	141	84	29
Turci	-	-	-	-	-	-
Romi	-	-	-	-	-	-
VI asi	1	1	1	-	-	-
Srbi	200	199	15	5	179	-
Bo{ waci	-	-	-	-	-	-
Ostanati	67	63	60	1	2	-

Tabela 6. Popi { ani I i ca spored i zjasnuvaweto za naci onal nata pri padnost i pri ~i ni te za pri sutnost-otsutnost, po pol , ma` i

Table 6. Enumerated persons according to the declaration by ethnic affiliation and reasons for presence-absence, by sex, Male

stranstvo	Stranci so odobreni e za prestop vo Republ i ka Makedoni ja, pri sutni edna godi na i pove}e	Pri vremeno pri sutni I i ca vo mestoto na Popi s				
		Od stranstvo		Od drugo mesto vo Republ i ka Makedoni ja		
		Stranci so odobreni e za prestop vo Republ i ka Makedoni ja, pri sutni pomal ku od edna godi na	Begal ci , humani tarno zgri `eni I i ca i dr.	Zaradi rabota, { kol uvawe i sl .	Prisi l no rasel eni I i ca	
abroad	Foreigners with residence permit in the Republic of Macedonia, present more than one year	Temporarily present persons in the Census place				
Other absent abroad	Foreigners with residence permit in the Republic of Macedonia, present less than one year	From abroad		From other place of the Republic of Macedonia		
		Foreigners with residence permit in the Republic of Macedonia, present less than one year	Refugees, persons under humanitarian care etc.	In order to work, attending school etc.	Forced migrated persons	
3	-	-	-	-	-	<b>Kukure-ani</b>
3	-	-	-	-	-	Macedonians
-	-	-	-	-	-	Albanians
-	-	-	-	-	-	Turks
-	-	-	-	-	-	Rhomas
-	-	-	-	-	-	Vlachs
-	-	-	-	-	-	Serbs
-	-	-	-	-	-	Bosniacs
-	-	-	-	-	-	Others
<b>303</b>	<b>104</b>	<b>8</b>	<b>113</b>	<b>65</b>	<b>338</b>	<b>Kumanovo</b>
168	4	-	3	55	70	Macedonians
89	61	7	67	5	75	Albanians
-	-	-	-	-	-	Turks
3	8	1	22	-	-	Rhomas
1	-	-	-	-	-	Vlachs
36	26	-	13	4	190	Serbs
-	-	-	1	-	-	Bosniacs
6	5	-	7	1	3	Others
<b>32</b>	<b>1</b>	-	<b>1</b>	<b>3</b>	-	<b>Labuni{ta</b>
10	-	-	-	1	-	Macedonians
15	-	-	-	-	-	Albanians
5	1	-	1	2	-	Turks
-	-	-	-	-	-	Rhomas
-	-	-	-	-	-	Vlachs
-	-	-	-	-	-	Serbs
2	-	-	-	-	-	Bosniacs
-	-	-	-	-	-	Others
<b>31</b>	<b>9</b>	<b>2</b>	<b>86</b>	<b>4</b>	<b>5</b>	<b>Lipkovo</b>
-	-	-	-	-	-	Macedonians
31	9	2	81	4	5	Albanians
-	-	-	-	-	-	Turks
-	-	-	-	-	-	Rhomas
-	-	-	-	-	-	Vlachs
-	-	-	1	-	-	Serbs
-	-	-	-	-	-	Bosniacs
-	-	-	4	-	-	Others

Tabela 6. Popi { ani l i ca spored i zjasnuvaweto za naci onal nata pri padnost i pri -i ni te za pri sutnost-otsutnost, po pol , ma` i  
Table 6. Enumerated persons according to the declaration by ethnic affiliation and reasons for presence-absence, by sex, Male

	Popi { ani l i ca	Vкупно nasel eni e				
		Vкупno	Pri sutni vo mestoto na voobi -aeno` i veewe	Otsutni vo drugo mesto vo Republ i ka Makedoni ja		Otsutni vo
				Zaradi rabota, { kol uvawe i sl .	Pri si l no rasel eni l i ca	Na rabota kaj stranski rabotodavec i l i na samostojna rabota i l i pre stoj, do edna godi na
Enumerated persons	Total	Present in the place of usual residence	Absent elsewhere in the Republic of Macedonia		Absent	
			In order to work, attending school etc.	Forced migrated persons	Working for foreign employer's or working independently or staying, up to one year	
<b>Lozovo</b>	<b>1504</b>	<b>1504</b>	<b>1358</b>	<b>128</b>	-	<b>2</b>
Makedonci	1286	1286	1171	110	-	1
Al banci	22	22	14	4	-	-
Turci	82	82	74	5	-	1
Romi	-	-	-	-	-	-
VI asi	71	71	65	4	-	-
Srbi	16	16	14	-	-	-
Bo{ waci	20	20	14	4	-	-
Ostanati	7	7	6	1	-	-
<b>Lukovo</b>	<b>784</b>	<b>782</b>	<b>671</b>	<b>49</b>	-	<b>59</b>
Makedonci	779	777	666	49	-	59
Al banci	-	-	-	-	-	-
Turci	-	-	-	-	-	-
Romi	-	-	-	-	-	-
VI asi	-	-	-	-	-	-
Srbi	1	1	1	-	-	-
Bo{ waci	-	-	-	-	-	-
Ostanati	4	4	4	-	-	-
<b>Mavrovi Anovi</b>	<b>521</b>	<b>513</b>	<b>468</b>	<b>42</b>	-	<b>1</b>
Makedonci	306	298	263	33	-	1
Al banci	200	200	191	8	-	-
Turci	7	7	7	-	-	-
Romi	4	4	4	-	-	-
VI asi	-	-	-	-	-	-
Srbi	3	3	2	1	-	-
Bo{ waci	-	-	-	-	-	-
Ostanati	1	1	1	-	-	-
<b>Makedonska Kameni ca</b>	<b>4259</b>	<b>4254</b>	<b>3840</b>	<b>312</b>	-	<b>77</b>
Makedonci	4230	4225	3816	311	-	77
Al banci	-	-	-	-	-	-
Turci	-	-	-	-	-	-
Romi	11	11	11	-	-	-
VI asi	-	-	-	-	-	-
Srbi	12	12	7	1	-	-
Bo{ waci	4	4	4	-	-	-
Ostanati	2	2	2	-	-	-

Tabela 6. Popi { ani I i ca spored i zjasnuvaweto za naci onal nata pri padnost i pri ~i ni te za pri sutnost-otsutnost, po pol , ma` i

Table 6. Enumerated persons according to the declaration by ethnic affiliation and reasons for presence-absence, by sex, Male

		Pri vremeno pri sutni I i ca vo mestoto na Popi s				
stranstvo	Stranci so odobreni e za prestop vo Republ i ka Makedoni ja, pri sutni edna godi na i pove}e	Od stranstvo		Od drugo mesto vo Republ i ka Makedoni ja		
Drugi otsutni vo stranstvo		Stranci so odobreni e za prestop vo Republ i ka Makedoni ja, pri sutni pomal ku od edna godi na	Begal ci , humani tar no zgri ` eni I i ca i dr.	Zaradi rabota, { kol uvawe i sl .	Prisi l no rasel eni I i ca	
		Temporarily present persons in the Census place				
abroad	Foreigners with residence permit in the Republic of Macedonia, present more than one year	From abroad		From other place of the Republic of Macedonia		
Other absent abroad		Foreigners with residence permit in the Republic of Macedonia, present less than one year	Refugees, persons under humanitarian care etc.	In order to work, attending school etc.	Forced migrated persons	
7	9	-	-	-	-	<b>Lozovo</b>
-	4	-	-	-	-	Macedonians
-	4	-	-	-	-	Albanians
2	-	-	-	-	-	Turks
-	-	-	-	-	-	Rhomas
2	-	-	-	-	-	Vlachs
1	1	-	-	-	-	Serbs
2	-	-	-	-	-	Bosniacs
-	-	-	-	-	-	Others
2	1	-	-	2	-	<b>Lukovo</b>
2	1	-	-	2	-	Macedonians
-	-	-	-	-	-	Albanians
-	-	-	-	-	-	Turks
-	-	-	-	-	-	Rhomas
-	-	-	-	-	-	Vlachs
-	-	-	-	-	-	Serbs
-	-	-	-	-	-	Bosniacs
-	-	-	-	-	-	Others
2	-	-	-	8	-	<b>Mavrovi Anovi</b>
1	-	-	-	8	-	Macedonians
1	-	-	-	-	-	Albanians
-	-	-	-	-	-	Turks
-	-	-	-	-	-	Rhomas
-	-	-	-	-	-	Vlachs
-	-	-	-	-	-	Serbs
-	-	-	-	-	-	Bosniacs
-	-	-	-	-	-	Others
23	2	-	-	5	-	<b>Makedonska Kamenica</b>
21	-	-	-	5	-	Macedonians
-	-	-	-	-	-	Albanians
-	-	-	-	-	-	Turks
-	-	-	-	-	-	Rhomas
-	-	-	-	-	-	Vlachs
2	2	-	-	-	-	Serbs
-	-	-	-	-	-	Bosniacs
-	-	-	-	-	-	Others

Tabela 6. Popi { ani l i ca spored i zjasnuvaweto za naci onal nata pri padnost i pri -i ni te za pri sutnost-otsutnost, po pol , ma` i

Table 6. Enumerated persons according to the declaration by ethnic affiliation and reasons for presence-absence, by sex, Male

	Popi { ani l i ca	Vкупно nasel eni e				
		Vкупно	Pri sutni vo mestoto na voobi -aeno` i veewe	Otsutni vo drugo mesto vo Republ i ka Makedoni ja		Otsutni vo
				Zaradi rabota, { kol uvawe i sl .	Pri si l no rasel eni l i ca	Na rabota kaj stranski rabotodavec i l i na samostojna rabota i l i prestoj, do edna godi na
Enumerated persons	Total	Present in the place of usual residence	Absent elsewhere in the Republic of Macedonia		Absent	
			In order to work, attending school etc.	Forced migrated persons	Working for foreign employer's or working independently or staying, up to one year	
<b>Makedonski Brod</b>	<b>2913</b>	<b>2880</b>	<b>2605</b>	<b>247</b>	<b>-</b>	<b>20</b>
Makedonci	2799	2772	2511	242	-	12
Al banci	-	-	-	-	-	-
Turci	99	99	86	5	-	8
Romi	1	1	1	-	-	-
VI asi	-	-	-	-	-	-
Srbi	8	6	5	-	-	-
Bo{ waci	2	-	-	-	-	-
Ostanati	4	2	2	-	-	-
<b>Me{ ei { ta</b>	<b>1299</b>	<b>1286</b>	<b>1231</b>	<b>34</b>	<b>-</b>	<b>10</b>
Makedonci	1214	1202	1151	32	-	9
Al banci	81	80	77	2	-	1
Turci	2	2	2	-	-	-
Romi	-	-	-	-	-	-
VI asi	-	-	-	-	-	-
Srbi	-	-	-	-	-	-
Bo{ waci	-	-	-	-	-	-
Ostanati	2	2	1	-	-	-
<b>Mi ravci</b>	<b>1353</b>	<b>1350</b>	<b>1259</b>	<b>86</b>	<b>-</b>	<b>3</b>
Makedonci	1344	1342	1253	86	-	3
Al banci	-	-	-	-	-	-
Turci	-	-	-	-	-	-
Romi	-	-	-	-	-	-
VI asi	-	-	-	-	-	-
Srbi	7	6	6	-	-	-
Bo{ waci	1	1	-	-	-	-
Ostanati	1	1	-	-	-	-
<b>Mogi l a</b>	<b>2408</b>	<b>2403</b>	<b>2315</b>	<b>53</b>	<b>1</b>	<b>33</b>
Makedonci	2380	2375	2288	53	1	32
Al banci	17	17	16	-	-	1
Turci	8	8	8	-	-	-
Romi	3	3	3	-	-	-
VI asi	-	-	-	-	-	-
Srbi	-	-	-	-	-	-
Bo{ waci	-	-	-	-	-	-
Ostanati	-	-	-	-	-	-



Tabela 6. Popi { ani I i ca spored i zjasnuvaweto za naci onal nata pri padnost i pri ~i ni te za pri sutnost-otsutnost, po pol , ma` i

Table 6. Enumerated persons according to the declaration by ethnic affiliation and reasons for presence-absence, by sex, Male

		Pri vremeno pri sutni I i ca vo mestoto na Popi s					
stranstvo	Stranci so odobreni e za prestop vo Republ i ka Makedoni ja, pri sutni edna godi na i pove}e	Od stranstvo		Od drugo mesto vo Republ i ka Makedoni ja			
Drugi otsutni vo stranstvo		Stranci so odobreni e za prestop vo Republ i ka Makedoni ja, pri sutni pomal ku od edna godi na	Begal ci , humani tar no zgri ` eni I i ca i dr.	Zaradi rabota, { kol uvawe i sl .	Prisi I no rasel eni I i ca		
		Temporarily present persons in the Census place					
abroad	Foreigners with residence permit in the Republic of Macedonia, present more than one year	From abroad		From other place of the Republic of Macedonia			
Other absent abroad		Foreigners with residence permit in the Republic of Macedonia, present less than one year	Refugees, persons under humanitarian care etc.	In order to work, attending school etc.	Forced migrated persons		
4	4	1	1	31	-	<b>Makedonski Brod</b>	
4	3	-	-	27	-	Macedonians	
-	-	-	-	-	-	Albanians	
-	-	-	-	-	-	Turks	
-	-	-	-	-	-	Rhomas	
-	-	-	-	-	-	Vlachs	
-	1	1	1	-	-	Serbs	
-	-	-	-	2	-	Bosniacs	
-	-	-	-	2	-	Others	
11	-	-	1	11	1	<b>Me{ei{ta</b>	
10	-	-	-	11	1	Macedonians	
-	-	-	1	-	-	Albanians	
-	-	-	-	-	-	Turks	
-	-	-	-	-	-	Rhomas	
-	-	-	-	-	-	Vlachs	
-	-	-	-	-	-	Serbs	
-	-	-	-	-	-	Bosniacs	
1	-	-	-	-	-	Others	
-	2	1	-	2	-	<b>Miravci</b>	
-	-	-	-	2	-	Macedonians	
-	-	-	-	-	-	Albanians	
-	-	-	-	-	-	Turks	
-	-	-	-	-	-	Rhomas	
-	-	-	-	-	-	Vlachs	
-	-	1	-	-	-	Serbs	
-	1	-	-	-	-	Bosniacs	
-	1	-	-	-	-	Others	
1	-	1	-	4	-	<b>Mogila</b>	
1	-	1	-	4	-	Macedonians	
-	-	-	-	-	-	Albanians	
-	-	-	-	-	-	Turks	
-	-	-	-	-	-	Rhomas	
-	-	-	-	-	-	Vlachs	
-	-	-	-	-	-	Serbs	
-	-	-	-	-	-	Bosniacs	
-	-	-	-	-	-	Others	

Tabela 6. Popi { ani l i ca spored i zjasnuvaweto za naci onal nata pri padnost i pri -i ni te za pri sutnost-otsutnost, po pol , ma ` i

Table 6. Enumerated persons according to the declaration by ethnic affiliation and reasons for presence-absence, by sex, Male

	Popi { ani l i ca	Vкупно nasel eni e				
		Vкупно	Pri sutni vo mestoto na voobi -aeno ` i veewe	Otsutni vo drugo mesto vo Republ i ka Makedoni ja		Otsutni vo
				Zaradi rabota, { kol uvawe i sl .	Pri si l no rasel eni l i ca	Na rabota kaj stranski rabotodavec i l i na samostojna rabota i l i prestoj, do edna godi na
Enumerated persons	Total	Present in the place of usual residence	Absent elsewhere in the Republic of Macedonia		Absent	
			In order to work, attending school etc.	Forced migrated persons	Working for foreign employer's or working independently or staying, up to one year	
			<b>Murti no</b>	<b>3298</b>	<b>3297</b>	<b>3180</b>
Makedonci	2837	2836	2726	81	-	19
Al banci	1	1	1	-	-	-
Turci	445	445	440	5	-	-
Romi	9	9	8	1	-	-
VI asi	-	-	-	-	-	-
Srbi	-	-	-	-	-	-
Bo{ waci	-	-	-	-	-	-
Ostanati	6	6	5	1	-	-
<b>Negoti no</b>	<b>9799</b>	<b>9777</b>	<b>9178</b>	<b>534</b>	<b>1</b>	<b>10</b>
Makedonci	9011	8991	8432	504	1	9
Al banci	16	16	14	-	-	-
Turci	118	118	109	9	-	-
Romi	247	247	239	8	-	-
VI asi	9	9	9	-	-	-
Srbi	365	363	344	11	-	1
Bo{ waci	-	-	-	-	-	-
Ostanati	33	33	31	2	-	-
<b>Negoti no - Pol o{ ko</b>	<b>8172</b>	<b>8160</b>	<b>7767</b>	<b>26</b>	<b>1</b>	<b>331</b>
Makedonci	8	8	7	-	-	1
Al banci	8128	8116	7728	26	1	326
Turci	-	-	-	-	-	-
Romi	-	-	-	-	-	-
VI asi	-	-	-	-	-	-
Srbi	-	-	-	-	-	-
Bo{ waci	-	-	-	-	-	-
Ostanati	36	36	32	-	-	4
<b>Novaci</b>	<b>1331</b>	<b>1292</b>	<b>1260</b>	<b>20</b>	<b>1</b>	<b>3</b>
Makedonci	1302	1266	1234	20	1	3
Al banci	12	12	12	-	-	-
Turci	14	12	12	-	-	-
Romi	-	-	-	-	-	-
VI asi	-	-	-	-	-	-
Srbi	-	-	-	-	-	-
Bo{ waci	-	-	-	-	-	-
Ostanati	3	2	2	-	-	-

Tabela 6. Popi { ani I i ca spored i zjasnuvaweto za naci onal nata pri padnost i pri ~i ni te za pri sutnost-otsutnost, po pol , ma` i

Table 6. Enumerated persons according to the declaration by ethnic affiliation and reasons for presence-absence, by sex, Male

stranstvo	Stranci so odobreni e za prestop vo Republ i ka Makedoni ja, pri sutni edna godi na i pove}e	Pri vremeno pri sutni I i ca vo mestoto na Popi s				
		Od stranstvo		Od drugo mesto vo Republ i ka Makedoni ja		
		Stranci so odobreni e za prestop vo Republ i ka Makedoni ja, pri sutni pomal ku od edna godi na	Begal ci , humani tar no zgri ` eni I i ca i dr.	Zaradi rabota, { kol uvawe i sl .	Prisi l no rasel eni I i ca	
abroad	Foreigners with residence permit in the Republic of Macedonia, present more than one year	Temporarily present persons in the Census place				
Other absent abroad	Foreigners with residence permit in the Republic of Macedonia, present less than one year	From abroad		From other place of the Republic of Macedonia		
		Foreigners with residence permit in the Republic of Macedonia, present less than one year	Refugees, persons under humanitarian care etc.	In order to work, attending school etc.	Forced migrated persons	
10	-	-	-	1	-	<b>Murtino</b>
10	-	-	-	1	-	Macedonians
-	-	-	-	-	-	Albanians
-	-	-	-	-	-	Turks
-	-	-	-	-	-	Rhomas
-	-	-	-	-	-	Vlachs
-	-	-	-	-	-	Serbs
-	-	-	-	-	-	Bosniacs
-	-	-	-	-	-	Others
45	9	2	-	20	-	<b>Negotino</b>
44	1	1	-	19	-	Macedonians
-	2	-	-	-	-	Albanians
-	-	-	-	-	-	Turks
-	-	-	-	-	-	Rhomas
-	-	-	-	-	-	Vlachs
1	6	1	-	1	-	Serbs
-	-	-	-	-	-	Bosniacs
-	-	-	-	-	-	Others
35	-	1	11	-	-	<b>Negotino - Polo{ko</b>
-	-	-	-	-	-	Macedonians
35	-	1	11	-	-	Albanians
-	-	-	-	-	-	Turks
-	-	-	-	-	-	Rhomas
-	-	-	-	-	-	Vlachs
-	-	-	-	-	-	Serbs
-	-	-	-	-	-	Bosniacs
-	-	-	-	-	-	Others
7	1	-	-	39	-	<b>Novaci</b>
7	1	-	-	36	-	Macedonians
-	-	-	-	-	-	Albanians
-	-	-	-	2	-	Turks
-	-	-	-	-	-	Rhomas
-	-	-	-	-	-	Vlachs
-	-	-	-	-	-	Serbs
-	-	-	-	-	-	Bosniacs
-	-	-	-	1	-	Others

Tabela 6. Popi { ani l i ca spored i zjasnuvaweto za naci onal nata pri padnost i pri -i ni te za pri sutnost-otsutnost, po pol , ma` i

Table 6. Enumerated persons according to the declaration by ethnic affiliation and reasons for presence-absence, by sex, Male

	Popi { ani l i ca	Vкупно nasel eni e				
		Vкупно	Pri sutni vo mestoto na voobi -aeno` i veewe	Otsutni vo drugo mesto vo Republ i ka Makedoni ja		Otsutni vo
				Zaradi rabota, { kol uvawe i sl .	Pri si l no rasel eni l i ca	Na rabota kaj stranski rabotodavec i l i na samostojna rabota i l i prestoj, do edna godi na
Enumerated persons	Total	Present in the place of usual residence	Absent elsewhere in the Republic of Macedonia		Absent	
			In order to work, attending school etc.	Forced migrated persons	Working for foreign employer's or working independently or staying, up to one year	
<b>Novo Sel o</b>	<b>6188</b>	<b>6184</b>	<b>5734</b>	<b>189</b>	-	<b>228</b>
Makedonci	6165	6161	5714	189	-	225
Al banci	-	-	-	-	-	-
Turci	-	-	-	-	-	-
Romi	2	2	2	-	-	-
VI asi	-	-	-	-	-	-
Srbi	9	9	8	-	-	1
Bo{ waci	-	-	-	-	-	-
Ostanati	12	12	10	-	-	2
<b>Obl e{ evo</b>	<b>2615</b>	<b>2613</b>	<b>2456</b>	<b>99</b>	-	<b>47</b>
Makedonci	2609	2607	2453	96	-	47
Al banci	-	-	-	-	-	-
Turci	-	-	-	-	-	-
Romi	-	-	-	-	-	-
VI asi	6	6	3	3	-	-
Srbi	-	-	-	-	-	-
Bo{ waci	-	-	-	-	-	-
Ostanati	-	-	-	-	-	-
<b>Ora{ ac</b>	<b>660</b>	<b>659</b>	<b>625</b>	<b>23</b>	-	<b>3</b>
Makedonci	659	658	625	23	-	3
Al banci	-	-	-	-	-	-
Turci	-	-	-	-	-	-
Romi	-	-	-	-	-	-
VI asi	-	-	-	-	-	-
Srbi	1	1	-	-	-	-
Bo{ waci	-	-	-	-	-	-
Ostanati	-	-	-	-	-	-
<b>Ori zari</b>	<b>2242</b>	<b>2235</b>	<b>2047</b>	<b>129</b>	<b>1</b>	<b>45</b>
Makedonci	2241	2234	2046	129	1	45
Al banci	-	-	-	-	-	-
Turci	-	-	-	-	-	-
Romi	-	-	-	-	-	-
VI asi	-	-	-	-	-	-
Srbi	-	-	-	-	-	-
Bo{ waci	-	-	-	-	-	-
Ostanati	1	1	1	-	-	-

Tabela 6. Popi { ani I i ca spored i zjasnuvaweto za naci onal nata pri padnost i pri ~i ni te za pri sutnost-otsutnost, po pol , ma` i

Table 6. Enumerated persons according to the declaration by ethnic affiliation and reasons for presence-absence, by sex, Male

		Pri vremeno pri sutni I i ca vo mestoto na Popi s					
stranstvo	Stranci so odobreni e za prestop vo Republ i ka Makedoni ja, pri sutni edna godi na i pove}e	Od stranstvo		Od drugo mesto vo Republ i ka Makedoni ja			
Drugi otsutni vo stranstvo		Stranci so odobreni e za prestop vo Republ i ka Makedoni ja, pri sutni pomal ku od edna godi na	Begal ci , humani tar no zgri ` eni I i ca i dr.	Zaradi rabota, { kol uvawe i sl .	Prisi l no rasel eni I i ca		
		Temporarily present persons in the Census place					
abroad	Foreigners with residence permit in the Republic of Macedonia, present more than one year	From abroad		From other place of the Republic of Macedonia			
Other absent abroad		Foreigners with residence permit in the Republic of Macedonia, present less than one year	Refugees, persons under humanitarian care etc.	In order to work, attending school etc.	Forced migrated persons		
32	1	-	1	3	-	<b>Novo Selo</b>	
32	1	-	1	3	-	Macedonians	
-	-	-	-	-	-	Albanians	
-	-	-	-	-	-	Turks	
-	-	-	-	-	-	Rhomas	
-	-	-	-	-	-	Vlachs	
-	-	-	-	-	-	Serbs	
-	-	-	-	-	-	Bosniacs	
-	-	-	-	-	-	Others	
11	-	-	-	2	-	<b>Oble{evo</b>	
11	-	-	-	2	-	Macedonians	
-	-	-	-	-	-	Albanians	
-	-	-	-	-	-	Turks	
-	-	-	-	-	-	Rhomas	
-	-	-	-	-	-	Vlachs	
-	-	-	-	-	-	Serbs	
-	-	-	-	-	-	Bosniacs	
-	-	-	-	-	-	Others	
6	2	-	-	1	-	<b>Ora{ac</b>	
6	1	-	-	1	-	Macedonians	
-	-	-	-	-	-	Albanians	
-	-	-	-	-	-	Turks	
-	-	-	-	-	-	Rhomas	
-	-	-	-	-	-	Vlachs	
-	1	-	-	-	-	Serbs	
-	-	-	-	-	-	Bosniacs	
-	-	-	-	-	-	Others	
13	-	-	-	7	-	<b>Orizari</b>	
13	-	-	-	7	-	Macedonians	
-	-	-	-	-	-	Albanians	
-	-	-	-	-	-	Turks	
-	-	-	-	-	-	Rhomas	
-	-	-	-	-	-	Vlachs	
-	-	-	-	-	-	Serbs	
-	-	-	-	-	-	Bosniacs	
-	-	-	-	-	-	Others	

Tabela 6. Popi { ani l i ca spored i zjasnuvaweto za naci onal nata pri padnost i pri -i ni te za pri sutnost-otsutnost, po pol , ma ` i

Table 6. Enumerated persons according to the declaration by ethnic affiliation and reasons for presence-absence, by sex, Male

	Popi { ani l i ca	Vкупно nasel eni e				
		Vкупно	Pri sutni vo mestoto na voobi -aeno ` i veewe	Otsutni vo drugo mesto vo Republ i ka Makedoni ja		Otsutni vo
				Zaradi rabota, { kol uvawe i sl .	Pri si l no rasel eni l i ca	Na rabota kaj stranski rabotodavec i l i na samostojna rabota i l i prestoj, do edna godi na
Enumerated persons	Total	Present in the place of usual residence	Absent elsewhere in the Republic of Macedonia		Absent	
			In order to work, attending school etc.	Forced migrated persons	Working for foreign employer's or working independently or staying, up to one year	
<b>Osl omej</b>	<b>5327</b>	<b>5326</b>	<b>4928</b>	<b>80</b>	-	<b>290</b>
Makedonci	55	55	54	1	-	-
Al banci	5241	5240	4845	79	-	288
Turci	-	-	-	-	-	-
Romi	-	-	-	-	-	-
VI asi	-	-	-	-	-	-
Srbi	-	-	-	-	-	-
Bo{ waci	-	-	-	-	-	-
Ostanati	31	31	29	-	-	2
<b>Ohri d</b>	<b>27121</b>	<b>26903</b>	<b>25458</b>	<b>873</b>	-	<b>269</b>
Makedonci	22985	22802	21567	797	-	197
Al banci	1492	1482	1391	20	-	50
Turci	1120	1113	1060	20	-	16
Romi	35	34	33	-	-	-
VI asi	177	176	166	6	-	1
Srbi	166	160	147	3	-	2
Bo{ waci	19	13	9	-	-	-
Ostanati	1127	1123	1085	27	-	3
<b>Petrovec</b>	<b>4440</b>	<b>4250</b>	<b>4104</b>	<b>83</b>	-	<b>16</b>
Makedonci	2206	2200	2151	42	-	3
Al banci	974	968	912	20	-	6
Turci	41	41	40	1	-	-
Romi	189	72	69	2	-	1
VI asi	-	-	-	-	-	-
Srbi	210	209	203	4	-	-
Bo{ waci	737	737	712	8	-	6
Ostanati	83	23	17	6	-	-
<b>Peh-evo</b>	<b>2795</b>	<b>2795</b>	<b>2553</b>	<b>226</b>	-	<b>3</b>
Makedonci	2405	2405	2187	207	-	1
Al banci	-	-	-	-	-	-
Turci	176	176	167	6	-	1
Romi	205	205	192	13	-	-
VI asi	-	-	-	-	-	-
Srbi	3	3	2	-	-	-
Bo{ waci	-	-	-	-	-	-
Ostanati	6	6	5	-	-	1

Tabela 6. Popi { ani I i ca spored i zjasnuvaweto za naci onal nata pri padnost i pri ~i ni te za pri sutnost-otsutnost, po pol , ma` i

Table 6. Enumerated persons according to the declaration by ethnic affiliation and reasons for presence-absence, by sex, Male

		Pri vremeno pri sutni I i ca vo mestoto na Popi s					
stranstvo	Stranci so odobreni e za prestop vo Republ i ka Makedoni ja, pri sutni edna godi na i pove}e	Od stranstvo		Od drugo mesto vo Republ i ka Makedoni ja			
Drugi otsutni vo stranstvo		Stranci so odobreni e za prestop vo Republ i ka Makedoni ja, pri sutni pomal ku od edna godi na	Begal ci , humani tar no zgri ` eni I i ca i dr.	Zaradi rabota, { kol uvawe i sl .	Prisi l no rasel eni I i ca		
		Temporarily present persons in the Census place					
abroad	Foreigners with residence permit in the Republic of Macedonia, present more than one year	From abroad		From other place of the Republic of Macedonia			
Other absent abroad		Foreigners with residence permit in the Republic of Macedonia, present less than one year	Refugees, persons under humanitarian care etc.	In order to work, attending school etc.	Forced migrated persons		
28	-	-	1	-	-	<b>Oslomej</b>	
-	-	-	-	-	-	Macedonians	
28	-	-	1	-	-	Albanians	
-	-	-	-	-	-	Turks	
-	-	-	-	-	-	Rhomas	
-	-	-	-	-	-	Vlachs	
-	-	-	-	-	-	Serbs	
-	-	-	-	-	-	Bosniacs	
-	-	-	-	-	-	Others	
286	17	2	6	209	1	<b>Ohrid</b>	
238	3	1	-	181	1	Macedonians	
21	-	-	-	10	-	Albanians	
17	-	-	-	7	-	Turks	
-	1	-	1	-	-	Rhomas	
3	-	-	-	1	-	Vlachs	
3	5	1	1	4	-	Serbs	
-	4	-	4	2	-	Bosniacs	
4	4	-	-	4	-	Others	
33	14	-	184	5	1	<b>Petrovec</b>	
2	2	-	-	5	1	Macedonians	
22	8	-	6	-	-	Albanians	
-	-	-	-	-	-	Turks	
-	-	-	117	-	-	Rhomas	
-	-	-	-	-	-	Vlachs	
-	2	-	1	-	-	Serbs	
9	2	-	-	-	-	Bosniacs	
-	-	-	60	-	-	Others	
12	1	-	-	-	-	<b>Peh-evo</b>	
10	-	-	-	-	-	Macedonians	
-	-	-	-	-	-	Albanians	
2	-	-	-	-	-	Turks	
-	-	-	-	-	-	Rhomas	
-	-	-	-	-	-	Vlachs	
-	1	-	-	-	-	Serbs	
-	-	-	-	-	-	Bosniacs	
-	-	-	-	-	-	Others	

Tabela 6. Popi { ani l i ca spored i zjasnuvaweto za naci onal nata pri padnost i pri -i ni te za pri sutnost-otsutnost, po pol , ma` i  
Table 6. Enumerated persons according to the declaration by ethnic affiliation and reasons for presence-absence, by sex, Male

	Popi { ani l i ca	Vкупно nasel eni e				
		Vкупно	Pri sutni vo mestoto na voobi -aeno` i veewe	Otsutni vo drugo mesto vo Republ i ka Makedoni ja		Otsutni vo
				Zaradi rabota, { kol uvawe i sl .	Pri si l no rasel eni l i ca	Na rabota kaj stranski rabotodavec i l i na samostojna rabota i l i prestoj, do edna godi na
Enumerated persons	Total	Present in the place of usual residence	Absent elsewhere in the Republic of Macedonia		Absent	
			In order to work, attending school etc.	Forced migrated persons	Working for foreign employer's or working independently or staying, up to one year	
<b>PI asni ca</b>	<b>2271</b>	<b>2268</b>	<b>2099</b>	<b>77</b>	<b>-</b>	<b>82</b>
Makedonci	16	16	11	5	-	-
Al banci	6	6	6	-	-	-
Turci	2227	2224	2061	72	-	81
Romi	-	-	-	-	-	-
VI asi	-	-	-	-	-	-
Srbi	-	-	-	-	-	-
Bo{ waci	-	-	-	-	-	-
Ostanati	22	22	21	-	-	1
<b>Podare{</b>	<b>1942</b>	<b>1942</b>	<b>1783</b>	<b>133</b>	<b>-</b>	<b>21</b>
Makedonci	1933	1933	1775	132	-	21
Al banci	-	-	-	-	-	-
Turci	7	7	6	1	-	-
Romi	-	-	-	-	-	-
VI asi	-	-	-	-	-	-
Srbi	2	2	2	-	-	-
Bo{ waci	-	-	-	-	-	-
Ostanati	-	-	-	-	-	-
<b>Pri l ep</b>	<b>37016</b>	<b>36716</b>	<b>35330</b>	<b>1016</b>	<b>2</b>	<b>116</b>
Makedonci	34460	34181	32864	981	2	107
Al banci	11	9	9	-	-	-
Turci	68	65	56	3	-	4
Romi	2280	2273	2234	30	-	4
VI asi	6	6	6	-	-	-
Srbi	77	73	60	-	-	1
Bo{ waci	12	8	8	-	-	-
Ostanati	102	101	93	2	-	-
<b>Probi { tip</b>	<b>6513</b>	<b>6493</b>	<b>5821</b>	<b>600</b>	<b>-</b>	<b>30</b>
Makedonci	6411	6393	5741	592	-	30
Al banci	-	-	-	-	-	-
Turci	4	4	4	-	-	-
Romi	20	20	19	1	-	-
VI asi	14	14	12	1	-	-
Srbi	47	45	33	3	-	-
Bo{ waci	-	-	-	-	-	-
Ostanati	17	17	12	3	-	-



Tabela 6. Popi { ani I i ca spored i zjasnuvaweto za naci onal nata pri padnost i pri ~i ni te za pri sutnost-otsutnost, po pol , ma` i

Table 6. Enumerated persons according to the declaration by ethnic affiliation and reasons for presence-absence, by sex, Male

		Pri vremeno pri sutni I i ca vo mestoto na Popi s					
stranstvo	Stranci so odobreni e za prestop vo Republ i ka Makedoni ja, pri sutni edna godi na i pove}e	Od stranstvo		Od drugo mesto vo Republ i ka Makedoni ja			
Drugi otsutni vo stranstvo		Stranci so odobreni e za prestop vo Republ i ka Makedoni ja, pri sutni pomal ku od edna godi na	Begal ci , humani tar no zgri ` eni I i ca i dr.	Zaradi rabota, { kol uvawe i sl .	Prisi l no rasel eni I i ca		
		Temporarily present persons in the Census place					
abroad	Foreigners with residence permit in the Republic of Macedonia, present more than one year	From abroad		From other place of the Republic of Macedonia			
Other absent abroad		Foreigners with residence permit in the Republic of Macedonia, present less than one year	Refugees, persons under humanitarian care etc.	In order to work, attending school etc.	Forced migrated persons		
10	-	-	-	3	-	-	<b>Plasnica</b>
-	-	-	-	-	-	-	Macedonians
-	-	-	-	-	-	-	Albanians
10	-	-	-	3	-	-	Turks
-	-	-	-	-	-	-	Rhomas
-	-	-	-	-	-	-	Vlachs
-	-	-	-	-	-	-	Serbs
-	-	-	-	-	-	-	Bosniacs
-	-	-	-	-	-	-	Others
5	-	-	-	-	-	-	<b>Podare{</b>
5	-	-	-	-	-	-	Macedonians
-	-	-	-	-	-	-	Albanians
-	-	-	-	-	-	-	Turks
-	-	-	-	-	-	-	Rhomas
-	-	-	-	-	-	-	Vlachs
-	-	-	-	-	-	-	Serbs
-	-	-	-	-	-	-	Bosniacs
-	-	-	-	-	-	-	Others
232	20	2	8	287	3		<b>Prilep</b>
225	2	-	1	276	2		Macedonians
-	-	-	-	2	-		Albanians
2	-	-	1	2	-		Turks
4	1	1	2	3	1		Rhomas
-	-	-	-	-	-		Vlachs
1	11	-	4	-	-		Serbs
-	-	-	-	4	-		Bosniacs
-	6	1	-	-	-		Others
32	10	-	-	20	-		<b>Probi{tip</b>
29	1	-	-	18	-		Macedonians
-	-	-	-	-	-		Albanians
-	-	-	-	-	-		Turks
-	-	-	-	-	-		Rhomas
1	-	-	-	-	-		Vlachs
2	7	-	-	2	-		Serbs
-	-	-	-	-	-		Bosniacs
-	2	-	-	-	-		Others

Tabela 6. Popi { ani l i ca spored i zjasnuvaweto za naci onal nata pri padnost i pri -i ni te za pri sutnost-otsutnost, po pol , ma` i  
Table 6. Enumerated persons according to the declaration by ethnic affiliation and reasons for presence-absence, by sex, Male

	Popi { ani l i ca	Vкупно nasel eni e				
		Vкупно	Pri sutni vo mestoto na voobi -aeno` i veewe	Otsutni vo drugo mesto vo Republ i ka Makedoni ja		Otsutni vo
				Zaradi rabota, { kol uvawe i sl .	Pri si l no rasel eni l i ca	Na rabota kaj stranski rabotodavec i l i na samostojna rabota i l i prestoj, do edna godi na
Enumerated persons	Total	Present in the place of usual residence	Absent elsewhere in the Republic of Macedonia		Absent	
			In order to work, attending school etc.	Forced migrated persons	Working for foreign employer's or working independently or staying, up to one year	
<b>Radovi {</b>	<b>12523</b>	<b>12512</b>	<b>11683</b>	<b>632</b>	<b>3</b>	<b>120</b>
Makedonci	10228	10220	9464	583	3	104
Al banci	7	7	7	-	-	-
Turci	2080	2079	2018	43	-	14
Romi	141	140	137	3	-	-
VI asi	13	13	12	-	-	1
Srbi	28	27	22	1	-	1
Bo{ waci	-	-	-	-	-	-
Ostanati	26	26	23	2	-	-
<b>Rankovce</b>	<b>2181</b>	<b>2177</b>	<b>1909</b>	<b>242</b>	-	<b>11</b>
Makedonci	2131	2127	1861	241	-	11
Al banci	-	-	-	-	-	-
Turci	-	-	-	-	-	-
Romi	38	38	37	1	-	-
VI asi	-	-	-	-	-	-
Srbi	9	9	8	-	-	-
Bo{ waci	-	-	-	-	-	-
Ostanati	3	3	3	-	-	-
<b>Resen</b>	<b>8460</b>	<b>8413</b>	<b>7995</b>	<b>349</b>	-	<b>9</b>
Makedonci	6416	6372	6063	271	-	6
Al banci	784	782	729	34	-	1
Turci	902	902	857	35	-	2
Romi	100	100	96	4	-	-
VI asi	20	20	19	1	-	-
Srbi	38	37	35	1	-	-
Bo{ waci	-	-	-	-	-	-
Ostanati	200	200	196	3	-	-
<b>Rosoman</b>	<b>2151</b>	<b>2150</b>	<b>2062</b>	<b>81</b>	-	<b>2</b>
Makedonci	1912	1911	1830	75	-	2
Al banci	-	-	-	-	-	-
Turci	-	-	-	-	-	-
Romi	5	5	4	1	-	-
VI asi	-	-	-	-	-	-
Srbi	216	216	210	5	-	-
Bo{ waci	-	-	-	-	-	-
Ostanati	18	18	18	-	-	-

Tabela 6. Popi { ani I i ca spored i zjasnuvaweto za naci onal nata pri padnost i pri ~i ni te za pri sutnost-otsutnost, po pol , ma` i

Table 6. Enumerated persons according to the declaration by ethnic affiliation and reasons for presence-absence, by sex, Male

		Pri vremeno pri sutni I i ca vo mestoto na Popi s					
stranstvo	Stranci so odobreni e za prestop vo Republ i ka Makedoni ja, pri sutni edna godi na i pove}e	Od stranstvo		Od drugo mesto vo Republ i ka Makedoni ja			
Drugi otsutni vo stranstvo		Stranci so odobreni e za prestop vo Republ i ka Makedoni ja, pri sutni pomal ku od edna godi na	Begal ci , humani tar no zgri ` eni I i ca i dr.	Zaradi rabota, { kol uvawe i sl .	Prisi l no rasel eni I i ca		
		Temporarily present persons in the Census place					
abroad	Foreigners with residence permit in the Republic of Macedonia, present more than one year	From abroad		From other place of the Republic of Macedonia			
Other absent abroad		Foreigners with residence permit in the Republic of Macedonia, present less than one year	Refugees, persons under humanitarian care etc.	In order to work, attending school etc.	Forced migrated persons		
68	6	1	1	8	1	<b>Radovi{</b>	
65	1	-	-	7	1	Macedonians	
-	-	-	-	-	-	Albanians	
3	1	-	1	-	-	Turks	
-	-	-	-	1	-	Rhomas	
-	-	-	-	-	-	Vlachs	
-	3	1	-	-	-	Serbs	
-	-	-	-	-	-	Bosniacs	
-	1	-	-	-	-	Others	
15	-	-	-	4	-	<b>Rankovce</b>	
14	-	-	-	4	-	Macedonians	
-	-	-	-	-	-	Albanians	
-	-	-	-	-	-	Turks	
-	-	-	-	-	-	Rhomas	
-	-	-	-	-	-	Vlachs	
1	-	-	-	-	-	Serbs	
-	-	-	-	-	-	Bosniacs	
-	-	-	-	-	-	Others	
57	3	-	-	45	2	<b>Resen</b>	
31	1	-	-	42	2	Macedonians	
18	-	-	-	2	-	Albanians	
8	-	-	-	-	-	Turks	
-	-	-	-	-	-	Rhomas	
-	-	-	-	-	-	Vlachs	
-	1	-	-	1	-	Serbs	
-	-	-	-	-	-	Bosniacs	
-	1	-	-	-	-	Others	
4	1	-	-	1	-	<b>Rosoman</b>	
4	-	-	-	1	-	Macedonians	
-	-	-	-	-	-	Albanians	
-	-	-	-	-	-	Turks	
-	-	-	-	-	-	Rhomas	
-	-	-	-	-	-	Vlachs	
-	1	-	-	-	-	Serbs	
-	-	-	-	-	-	Bosniacs	
-	-	-	-	-	-	Others	

Tabela 6. Popi { ani l i ca spored i zjasnuvaweto za naci onal nata pri padnost i pri -i ni te za pri sutnost-otsutnost, po pol , ma` i  
Table 6. Enumerated persons according to the declaration by ethnic affiliation and reasons for presence-absence, by sex, Male

	Popi { ani l i ca	Vкупно nasel eni e				
		Vкупно	Pri sutni vo mestoto na voobi -aeno` i veewe	Otsutni vo drugo mesto vo Republ i ka Makedoni ja		Otsutni vo
				Zaradi rabota, { kol uvawe i sl .	Pri si l no rasel eni l i ca	Na rabota kaj stranski rabotodavec i l i na samostojna rabota i l i prestoj, do edna godi na
Enumerated persons	Total	Present in the place of usual residence	Absent elsewhere in the Republic of Macedonia		Absent	
			In order to work, attending school etc.	Forced migrated persons	Working for foreign employer's or working independently or staying, up to one year	
<b>Rostu{ a</b>	<b>4724</b>	<b>4722</b>	<b>4168</b>	<b>105</b>	<b>-</b>	<b>437</b>
Makedonci	2594	2593	2234	80	-	275
Al banci	540	540	526	4	-	10
Turci	1536	1535	1361	20	-	146
Romi	-	-	-	-	-	-
VI asi	-	-	-	-	-	-
Srbi	-	-	-	-	-	-
Bo{ waci	21	21	18	1	-	2
Ostanati	33	33	29	-	-	4
<b>Samokov</b>	<b>848</b>	<b>826</b>	<b>742</b>	<b>82</b>	<b>-</b>	<b>1</b>
Makedonci	847	825	741	82	-	1
Al banci	-	-	-	-	-	-
Turci	-	-	-	-	-	-
Romi	-	-	-	-	-	-
VI asi	-	-	-	-	-	-
Srbi	-	-	-	-	-	-
Bo{ waci	-	-	-	-	-	-
Ostanati	1	1	1	-	-	-
<b>Saraj</b>	<b>12362</b>	<b>12315</b>	<b>11977</b>	<b>36</b>	<b>1</b>	<b>270</b>
Makedonci	663	662	651	10	-	-
Al banci	10987	10985	10688	23	1	256
Turci	8	8	8	-	-	-
Romi	157	113	113	-	-	-
VI asi	-	-	-	-	-	-
Srbi	2	2	2	-	-	-
Bo{ waci	509	509	481	2	-	13
Ostanati	36	36	34	1	-	1
<b>Sveti Ni kol e</b>	<b>9597</b>	<b>9571</b>	<b>8986</b>	<b>482</b>	<b>-</b>	<b>55</b>
Makedonci	9375	9349	8779	478	-	53
Al banci	-	-	-	-	-	-
Turci	40	40	40	-	-	-
Romi	33	33	31	1	-	-
VI asi	116	116	108	3	-	1
Srbi	19	19	16	-	-	1
Bo{ waci	-	-	-	-	-	-
Ostanati	14	14	12	-	-	-

Tabela 6. Popi { ani I i ca spored i zjasnuvaweto za naci onal nata pri padnost i pri ~i ni te za pri sutnost-otsutnost, po pol , ma` i

Table 6. Enumerated persons according to the declaration by ethnic affiliation and reasons for presence-absence, by sex, Male

		Pri vremeno pri sutni I i ca vo mestoto na Popi s				
stranstvo	Stranci so odobreni e za prestop vo Republ i ka Makedoni ja, pri sutni edna godi na i pove}e	Od stranstvo		Od drugo mesto vo Republ i ka Makedoni ja		
Drugi otsutni vo stranstvo		Stranci so odobreni e za prestop vo Republ i ka Makedoni ja, pri sutni pomal ku od edna godi na	Begal ci , humani tar no zgri ` eni I i ca i dr.	Zaradi rabota, { kol uvawe i sl .	Prisi l no rasel eni I i ca	
		Temporarily present persons in the Census place				
abroad	Foreigners with residence permit in the Republic of Macedonia, present more than one year	From abroad		From other place of the Republic of Macedonia		
Other absent abroad		Foreigners with residence permit in the Republic of Macedonia, present less than one year	Refugees, persons under humanitarian care etc.	In order to work, attending school etc.	Forced migrated persons	
12	-	-	-	2	-	<b>Rostu{a</b>
4	-	-	-	1	-	Macedonians
-	-	-	-	-	-	Albanians
8	-	-	-	1	-	Turks
-	-	-	-	-	-	Rhomas
-	-	-	-	-	-	Vlachs
-	-	-	-	-	-	Serbs
-	-	-	-	-	-	Bosniacs
-	-	-	-	-	-	Others
1	-	-	-	20	2	<b>Samokov</b>
1	-	-	-	20	2	Macedonians
-	-	-	-	-	-	Albanians
-	-	-	-	-	-	Turks
-	-	-	-	-	-	Rhomas
-	-	-	-	-	-	Vlachs
-	-	-	-	-	-	Serbs
-	-	-	-	-	-	Bosniacs
-	-	-	-	-	-	Others
21	10	-	2	-	45	<b>Saraj</b>
-	1	-	-	-	1	Macedonians
16	1	-	2	-	-	Albanians
-	-	-	-	-	-	Turks
-	-	-	-	-	44	Rhomas
-	-	-	-	-	-	Vlachs
-	-	-	-	-	-	Serbs
5	8	-	-	-	-	Bosniacs
-	-	-	-	-	-	Others
41	7	-	1	25	-	<b>Sveti Nikole</b>
36	3	-	1	25	-	Macedonians
-	-	-	-	-	-	Albanians
-	-	-	-	-	-	Turks
1	-	-	-	-	-	Rhomas
4	-	-	-	-	-	Vlachs
-	2	-	-	-	-	Serbs
-	-	-	-	-	-	Bosniacs
-	2	-	-	-	-	Others

Tabela 6. Popi { ani l i ca spored i zjasnuvaweto za naci onal nata pri padnost i pri -i ni te za pri sutnost-otsutnost, po pol , ma ` i

Table 6. Enumerated persons according to the declaration by ethnic affiliation and reasons for presence-absence, by sex, Male

	Popi { ani l i ca	Vкупно nasel eni e				
		Vкупно	Pri sutni vo mestoto na voobi -aeno ` i veewe	Otsutni vo drugo mesto vo Republ i ka Makedoni ja		Otsutni vo
				Zaradi rabota, { kol uvawe i sl .	Pri si l no rasel eni l i ca	Na rabota kaj stranski rabotodavec i l i na samostojna rabota i l i pre stoj, do edna godi na
Enumerated persons	Total	Present in the place of usual residence	Absent elsewhere in the Republic of Macedonia		Absent	
			In order to work, attending school etc.	Forced migrated persons	Working for foreign employer's or working independently or staying, up to one year	
<b>Sopi { te</b>	<b>4888</b>	<b>4885</b>	<b>4761</b>	<b>53</b>	<b>1</b>	<b>22</b>
Makedonci	3749	3748	3685	45	-	5
Al banci	981	979	925	4	1	17
Turci	114	114	110	4	-	-
Romi	-	-	-	-	-	-
VI asi	9	9	8	-	-	-
Srbi	18	18	16	-	-	-
Bo{ waci	-	-	-	-	-	-
Ostanati	17	17	17	-	-	-
<b>Sopotni ca</b>	<b>1176</b>	<b>1169</b>	<b>1116</b>	<b>46</b>	<b>-</b>	<b>3</b>
Makedonci	1174	1167	1115	46	-	3
Al banci	-	-	-	-	-	-
Turci	-	-	-	-	-	-
Romi	-	-	-	-	-	-
VI asi	-	-	-	-	-	-
Srbi	1	1	1	-	-	-
Bo{ waci	-	-	-	-	-	-
Ostanati	1	1	-	-	-	-
<b>Srbi novo</b>	<b>1919</b>	<b>1917</b>	<b>1575</b>	<b>24</b>	<b>-</b>	<b>305</b>
Makedonci	64	64	60	1	-	3
Al banci	1850	1848	1510	23	-	302
Turci	-	-	-	-	-	-
Romi	-	-	-	-	-	-
VI asi	-	-	-	-	-	-
Srbi	-	-	-	-	-	-
Bo{ waci	-	-	-	-	-	-
Ostanati	5	5	5	-	-	-
<b>Star Dojran</b>	<b>1752</b>	<b>1728</b>	<b>1606</b>	<b>99</b>	<b>-</b>	<b>5</b>
Makedonci	1325	1311	1219	80	-	4
Al banci	12	11	10	-	-	1
Turci	224	215	202	10	-	-
Romi	34	34	29	3	-	-
VI asi	2	2	2	-	-	-
Srbi	143	143	133	6	-	-
Bo{ waci	-	-	-	-	-	-
Ostanati	12	12	11	-	-	-

Tabela 6. Popi { ani I i ca spored i zjasnuvaweto za naci onal nata pri padnost i pri ~i ni te za pri sutnost-otsutnost, po pol , ma` i

Table 6. Enumerated persons according to the declaration by ethnic affiliation and reasons for presence-absence, by sex, Male

		Pri vremeno pri sutni I i ca vo mestoto na Popi s				
stranstvo	Stranci so odobreni e za prestop vo Republ i ka Makedoni ja, pri sutni edna godi na i pove}e	Od stranstvo		Od drugo mesto vo Republ i ka Makedoni ja		
Drugi otsutni vo stranstvo		Stranci so odobreni e za prestop vo Republ i ka Makedoni ja, pri sutni pomal ku od edna godi na	Begal ci , humani tar no zgri ` eni I i ca i dr.	Zaradi rabota, { kol uvawe i sl .	Prisi l no rasel eni I i ca	
		Temporarily present persons in the Census place				
abroad	Foreigners with residence permit in the Republic of Macedonia, present more than one year	From abroad		From other place of the Republic of Macedonia		
Other absent abroad		Foreigners with residence permit in the Republic of Macedonia, present less than one year	Refugees, persons under humanitarian care etc.	In order to work, attending school etc.	Forced migrated persons	
45	3	-	-	3	-	<b>Sopi{te</b>
13	-	-	-	1	-	Macedonians
31	1	-	-	2	-	Albanians
-	-	-	-	-	-	Turks
-	-	-	-	-	-	Rhomas
1	-	-	-	-	-	Vlachs
-	2	-	-	-	-	Serbs
-	-	-	-	-	-	Bosniacs
-	-	-	-	-	-	Others
3	1	-	-	7	-	<b>Sopotnica</b>
3	-	-	-	7	-	Macedonians
-	-	-	-	-	-	Albanians
-	-	-	-	-	-	Turks
-	-	-	-	-	-	Rhomas
-	-	-	-	-	-	Vlachs
-	-	-	-	-	-	Serbs
-	-	-	-	-	-	Bosniacs
-	1	-	-	-	-	Others
11	2	-	2	-	-	<b>Srbino vo</b>
-	-	-	-	-	-	Macedonians
11	2	-	2	-	-	Albanians
-	-	-	-	-	-	Turks
-	-	-	-	-	-	Rhomas
-	-	-	-	-	-	Vlachs
-	-	-	-	-	-	Serbs
-	-	-	-	-	-	Bosniacs
-	-	-	-	-	-	Others
11	7	-	1	23	-	<b>Star Dojran</b>
8	-	-	-	14	-	Macedonians
-	-	-	-	1	-	Albanians
3	-	-	1	8	-	Turks
-	2	-	-	-	-	Rhomas
-	-	-	-	-	-	Vlachs
-	4	-	-	-	-	Serbs
-	-	-	-	-	-	Bosniacs
-	1	-	-	-	-	Others

Tabela 6. Popi { ani l i ca spored i zjasnuvaweto za naci onal nata pri padnost i pri -i ni te za pri sutnost-otsutnost, po pol , ma` i  
Table 6. Enumerated persons according to the declaration by ethnic affiliation and reasons for presence-absence, by sex, Male

	Popi { ani l i ca	Vкупно nasel eni e				
		Vкупno	Pri sutni vo mestoto na voobi -aeno` i veewe	Otsutni vo drugo mesto vo Republ i ka Makedoni ja		Otsutni vo
				Zaradi rabota, { kol uvawe i sl .	Pri si l no rasel eni l i ca	Na rabota kaj stranski rabotodavec i l i na samostojna rabota i l i prestoj, do edna godi na
Enumerated persons	Total	Present in the place of usual residence	Absent elsewhere in the Republic of Macedonia		Total population	
			In order to work, attending school etc.	Forced migrated persons	Absent	
					Working for foreign employer's or working independently or staying, up to one year	
<b>Staravi na</b>	<b>161</b>	<b>159</b>	<b>152</b>	<b>7</b>	-	-
Makedonci	159	157	150	7	-	-
Al banci	-	-	-	-	-	-
Turci	1	1	1	-	-	-
Romi	-	-	-	-	-	-
VI asi	-	-	-	-	-	-
Srbi	1	1	1	-	-	-
Bo{ waci	-	-	-	-	-	-
Ostanati	-	-	-	-	-	-
<b>Staro Nagori -ane</b>	<b>2257</b>	<b>2255</b>	<b>2157</b>	<b>85</b>	-	<b>8</b>
Makedonci	1768	1768	1694	69	-	2
Al banci	-	-	-	-	-	-
Turci	-	-	-	-	-	-
Romi	1	1	1	-	-	-
VI asi	-	-	-	-	-	-
Srbi	486	484	460	16	-	6
Bo{ waci	-	-	-	-	-	-
Ostanati	2	2	2	-	-	-
<b>Struga</b>	<b>18460</b>	<b>18407</b>	<b>17220</b>	<b>503</b>	<b>3</b>	<b>535</b>
Makedonci	8789	8747	8138	358	-	166
Al banci	7698	7695	7264	101	3	292
Turci	970	969	879	19	-	64
Romi	59	58	58	-	-	-
VI asi	378	378	347	17	-	2
Srbi	54	53	50	-	-	-
Bo{ waci	19	19	19	-	-	-
Ostanati	493	488	465	8	-	11
<b>Strumi ca</b>	<b>22498</b>	<b>22428</b>	<b>21146</b>	<b>826</b>	<b>1</b>	<b>129</b>
Makedonci	20833	20771	19538	813	1	127
Al banci	-	-	-	-	-	-
Turci	1349	1345	1337	5	-	-
Romi	78	76	71	2	-	1
VI asi	2	2	2	-	-	-
Srbi	92	91	68	3	-	1
Bo{ waci	5	5	4	1	-	-
Ostanati	139	138	126	2	-	-



Tabela 6. Popi { ani I i ca spored i zjasnuvaweto za naci onal nata pri padnost i pri ~i ni te za pri sutnost-otsutnost, po pol , ma` i

Table 6. Enumerated persons according to the declaration by ethnic affiliation and reasons for presence-absence, by sex, Male

stranstvo	Stranci so odobreni e za prestop vo Republ i ka Makedoni ja, pri sutni edna godi na i pove}e	Pri vremeno pri sutni I i ca vo mestoto na Popi s					
		Od stranstvo		Od drugo mesto vo Republ i ka Makedoni ja			
		Stranci so odobreni e za prestop vo Republ i ka Makedoni ja, pri sutni pomal ku od edna godi na	Begal ci , humani tar no zgri ` eni I i ca i dr.	Zaradi rabota, { kol uvawe i sl .	Prisi l no rasel eni I i ca		
abroad	Foreigners with residence permit in the Republic of Macedonia, present more than one year	Temporarily present persons in the Census place					
Other absent abroad	Foreigners with residence permit in the Republic of Macedonia, present less than one year	From abroad		From other place of the Republic of Macedonia			
		Foreigners with residence permit in the Republic of Macedonia, present less than one year	Refugees, persons under humanitarian care etc.	In order to work, attending school etc.	Forced migrated persons		
-	-	-	-	-	2	-	<b>Staravina</b>
-	-	-	-	-	2	-	Macedonians
-	-	-	-	-	-	-	Albanians
-	-	-	-	-	-	-	Turks
-	-	-	-	-	-	-	Rhomas
-	-	-	-	-	-	-	Vlachs
-	-	-	-	-	-	-	Serbs
-	-	-	-	-	-	-	Bosniacs
-	-	-	-	-	-	-	Others
5	-	1	1	-	-	-	<b>Staro - Nagori -ane</b>
3	-	-	-	-	-	-	Macedonians
-	-	-	-	-	-	-	Albanians
-	-	-	-	-	-	-	Turks
-	-	-	-	-	-	-	Rhomas
-	-	-	-	-	-	-	Vlachs
2	-	1	1	-	-	-	Serbs
-	-	-	-	-	-	-	Bosniacs
-	-	-	-	-	-	-	Others
141	5	-	2	50	1	-	<b>Struga</b>
84	1	-	-	41	1	-	Macedonians
35	-	-	1	2	-	-	Albanians
7	-	-	-	1	-	-	Turks
-	-	-	-	1	-	-	Rhomas
12	-	-	-	-	-	-	Vlachs
-	3	-	1	-	-	-	Serbs
-	-	-	-	-	-	-	Bosniacs
3	1	-	-	5	-	-	Others
296	30	3	3	64	-	-	<b>Strumica</b>
288	4	1	-	61	-	-	Macedonians
-	-	-	-	-	-	-	Albanians
1	2	1	-	3	-	-	Turks
-	2	-	2	-	-	-	Rhomas
-	-	-	-	-	-	-	Vlachs
3	16	1	-	-	-	-	Serbs
-	-	-	-	-	-	-	Bosniacs
4	6	-	1	-	-	-	Others

Tabela 6. Popi { ani l i ca spored i zjasnuvaweto za naci onal nata pri padnost i pri -i ni te za pri sutnost-otsutnost, po pol , ma` i

Table 6. Enumerated persons according to the declaration by ethnic affiliation and reasons for presence-absence, by sex, Male

	Vкупно naseleni e					
	Popi { ani l i ca	Vкупno	Pri sutni vo mestoto na voobi -aeno` i veewe	Otsutni vo drugo mesto vo Republ i ka Makedoni ja		Otsutni vo
				Zaradi rabota, { kol uvawe i sl .	Pri si l no rasel eni l i ca	Na rabota kaj stranski rabotodavec i l i na samostojna rabota i l i prestoj, do edna godi na
Enumerated persons	Total	Present in the place of usual residence	Absent elsewhere in the Republic of Macedonia		Absent	
			In order to work, attending school etc.	Forced migrated persons	Working for foreign employer's or working independently or staying, up to one year	
<b>Studeni -ani</b>	<b>8916</b>	<b>8910</b>	<b>8797</b>	<b>64</b>	<b>2</b>	<b>27</b>
Makedonci	158	158	154	2	-	2
Al banci	6107	6103	6065	25	-	12
Turci	1686	1685	1658	20	2	4
Romi	32	32	31	1	-	-
VI asi	-	-	-	-	-	-
Srbi	8	8	8	-	-	-
Bo{ waci	873	872	831	15	-	9
Ostanati	52	52	50	1	-	-
<b>Tearce</b>	<b>11519</b>	<b>11502</b>	<b>10445</b>	<b>56</b>	<b>196</b>	<b>750</b>
Makedonci	1388	1387	1157	32	182	7
Al banci	9746	9731	8934	24	-	729
Turci	274	274	266	-	1	7
Romi	35	35	22	-	11	-
VI asi	-	-	-	-	-	-
Srbi	3	3	2	-	1	-
Bo{ waci	-	-	-	-	-	-
Ostanati	73	72	64	-	1	7
<b>Tetovo</b>	<b>35864</b>	<b>35523</b>	<b>34410</b>	<b>378</b>	<b>95</b>	<b>426</b>
Makedonci	9790	9771	9316	300	80	27
Al banci	23307	23002	22423	60	1	387
Turci	920	917	891	5	-	8
Romi	1185	1176	1149	5	14	-
VI asi	4	4	4	-	-	-
Srbi	306	305	289	7	-	1
Bo{ waci	78	77	75	-	-	-
Ostanati	274	271	263	1	-	3
<b>Topol -ani</b>	<b>1562</b>	<b>1562</b>	<b>1524</b>	<b>29</b>	<b>-</b>	<b>5</b>
Makedonci	1095	1095	1070	21	-	4
Al banci	1	1	1	-	-	-
Turci	420	420	407	8	-	1
Romi	-	-	-	-	-	-
VI asi	-	-	-	-	-	-
Srbi	-	-	-	-	-	-
Bo{ waci	42	42	42	-	-	-
Ostanati	4	4	4	-	-	-

Tabela 6. Popi { ani I i ca spored i zjasnuvaweto za naci onal nata pri padnost i pri ~i ni te za pri sutnost-otsutnost, po pol , ma` i

Table 6. Enumerated persons according to the declaration by ethnic affiliation and reasons for presence-absence, by sex, Male

		Pri vremeno pri sutni I i ca vo mestoto na Popi s					
stranstvo	Stranci so odobreni e za prestop vo Republ i ka Makedoni ja, pri sutni edna godi na i pove}e	Od stranstvo		Od drugo mesto vo Republ i ka Makedoni ja			
Drugi otsutni vo stranstvo		Stranci so odobreni e za prestop vo Republ i ka Makedoni ja, pri sutni pomal ku od edna godi na	Begal ci , humani tarno zgri ` eni I i ca i dr.	Zaradi rabota, { kol uvawe i sl .	Prisi l no rasel eni I i ca		
		Temporarily present persons in the Census place					
abroad	Foreigners with residence permit in the Republic of Macedonia, present more than one year	From abroad		From other place of the Republic of Macedonia			
Other absent abroad		Foreigners with residence permit in the Republic of Macedonia, present less than one year	Refugees, persons under humanitarian care etc.	In order to work, attending school etc.	Forced migrated persons		
7	13	1	5	-	-	<b>Studen i -ani</b>	
-	-	-	-	-	-	Macedonians	
-	1	-	4	-	-	Albanians	
-	1	1	-	-	-	Turks	
-	-	-	-	-	-	Rhomas	
-	-	-	-	-	-	Vlachs	
-	-	-	-	-	-	Serbs	
7	10	-	1	-	-	Bosniacs	
-	1	-	-	-	-	Others	
42	13	-	16	1	-	<b>Tearce</b>	
8	1	-	-	1	-	Macedonians	
34	10	-	15	-	-	Albanians	
-	-	-	-	-	-	Turks	
-	2	-	-	-	-	Rhomas	
-	-	-	-	-	-	Vlachs	
-	-	-	-	-	-	Serbs	
-	-	-	-	-	-	Bosniacs	
-	-	-	1	-	-	Others	
152	62	39	38	255	9	<b>Tetovo</b>	
45	3	-	-	10	9	Macedonians	
91	40	38	25	242	-	Albanians	
12	1	1	1	1	-	Turks	
2	6	-	9	-	-	Rhomas	
-	-	-	-	-	-	Vlachs	
1	7	-	1	-	-	Serbs	
1	1	-	1	-	-	Bosniacs	
-	4	-	1	2	-	Others	
4	-	-	-	-	-	<b>Topol -ani</b>	
-	-	-	-	-	-	Macedonians	
-	-	-	-	-	-	Albanians	
4	-	-	-	-	-	Turks	
-	-	-	-	-	-	Rhomas	
-	-	-	-	-	-	Vlachs	
-	-	-	-	-	-	Serbs	
-	-	-	-	-	-	Bosniacs	
-	-	-	-	-	-	Others	

Tabela 6. Popi { ani l i ca spored i zjasnuvaweto za naci onal nata pri padnost i pri -i ni te za pri sutnost-otsutnost, po pol , ma` i  
Table 6. Enumerated persons according to the declaration by ethnic affiliation and reasons for presence-absence, by sex, Male

	Vкупно nasel eni e					
	Popi { ani l i ca	Vкупno	Pri sutni vo mestoto na voobi -aeno` i veewe	Otsutni vo drugo mesto vo Republ i ka Makedoni ja		Otsutni vo
				Zaradi rabota, { kol uvawe i sl .	Pri si l no rasel eni l i ca	Na rabota kaj stranski rabotodavec i l i na samostojna rabota i l i prestoj, do edna godi na
Enumerated persons	Total population					
	Total	Present in the place of usual residence	Absent elsewhere in the Republic of Macedonia		Absent	
			In order to work, attending school etc.	Forced migrated persons	Working for foreign employer's or working independently or staying, up to one year	
<b>Capari</b>	<b>714</b>	<b>713</b>	<b>693</b>	<b>17</b>	-	<b>1</b>
Makedonci	487	486	471	14	-	-
Al banci	177	177	174	1	-	1
Turci	-	-	-	-	-	-
Romi	-	-	-	-	-	-
VI asi	50	50	48	2	-	-
Srbi	-	-	-	-	-	-
Bo{ waci	-	-	-	-	-	-
Ostanati	-	-	-	-	-	-
<b>Centar @upa</b>	<b>3200</b>	<b>3200</b>	<b>2554</b>	<b>74</b>	-	<b>556</b>
Makedonci	411	411	373	13	-	25
Al banci	225	225	222	1	-	2
Turci	2549	2549	1948	60	-	525
Romi	-	-	-	-	-	-
VI asi	-	-	-	-	-	-
Srbi	-	-	-	-	-	-
Bo{ waci	-	-	-	-	-	-
Ostanati	15	15	11	-	-	4
<b>^a{ ka</b>	<b>1549</b>	<b>1530</b>	<b>1396</b>	<b>111</b>	-	<b>23</b>
Makedonci	1162	1144	1070	64	-	10
Al banci	109	108	100	7	-	1
Turci	193	193	157	28	-	8
Romi	-	-	-	-	-	-
VI asi	1	1	1	-	-	-
Srbi	25	25	21	4	-	-
Bo{ waci	39	39	33	2	-	4
Ostanati	20	20	14	6	-	-
<b>^egrane</b>	<b>6048</b>	<b>6042</b>	<b>5928</b>	<b>39</b>	-	<b>57</b>
Makedonci	121	121	113	5	-	-
Al banci	5880	5874	5768	34	-	57
Turci	-	-	-	-	-	-
Romi	-	-	-	-	-	-
VI asi	-	-	-	-	-	-
Srbi	-	-	-	-	-	-
Bo{ waci	-	-	-	-	-	-
Ostanati	47	47	47	-	-	-

Tabela 6. Popi { ani I i ca spored i zjasnuvaweto za naci onal nata pri padnost i pri ~i ni te za pri sutnost-otsutnost, po pol , ma` i

Table 6. Enumerated persons according to the declaration by ethnic affiliation and reasons for presence-absence, by sex, Male

stranstvo	Stranci so odobreni e za prestop vo Republ i ka Makedoni ja, pri sutni edna godi na i pove}e	Pri vremeno pri sutni I i ca vo mestoto na Popi s				
		Od stranstvo		Od drugo mesto vo Republ i ka Makedoni ja		
		Stranci so odobreni e za prestop vo Republ i ka Makedoni ja, pri sutni pomal ku od edna godi na	Begal ci , humani tar no zgri ` eni I i ca i dr.	Zaradi rabota, { kol uvawe i sl .	Prisi l no rasel eni I i ca	
abroad	Foreigners with residence permit in the Republic of Macedonia, present more than one year	Temporarily present persons in the Census place				
Other absent abroad	Foreigners with residence permit in the Republic of Macedonia, present less than one year	From abroad		From other place of the Republic of Macedonia		
		Foreigners with residence permit in the Republic of Macedonia, present less than one year	Refugees, persons under humanitarian care etc.	In order to work, attending school etc.	Forced migrated persons	
2	-	-	-	1	-	<b>Capari</b>
1	-	-	-	1	-	Macedonians
1	-	-	-	-	-	Albanians
-	-	-	-	-	-	Turks
-	-	-	-	-	-	Rhomas
-	-	-	-	-	-	Vlachs
-	-	-	-	-	-	Serbs
-	-	-	-	-	-	Bosniacs
-	-	-	-	-	-	Others
16	-	-	-	-	-	<b>Centar @upa</b>
-	-	-	-	-	-	Macedonians
-	-	-	-	-	-	Albanians
16	-	-	-	-	-	Turks
-	-	-	-	-	-	Rhomas
-	-	-	-	-	-	Vlachs
-	-	-	-	-	-	Serbs
-	-	-	-	-	-	Bosniacs
-	-	-	-	-	-	Others
-	-	-	-	18	1	<b>^a{ka</b>
-	-	-	-	18	-	Macedonians
-	-	-	-	-	1	Albanians
-	-	-	-	-	-	Turks
-	-	-	-	-	-	Rhomas
-	-	-	-	-	-	Vlachs
-	-	-	-	-	-	Serbs
-	-	-	-	-	-	Bosniacs
-	-	-	-	-	-	Others
17	1	-	6	-	-	<b>^egrane</b>
3	-	-	-	-	-	Macedonians
14	1	-	6	-	-	Albanians
-	-	-	-	-	-	Turks
-	-	-	-	-	-	Rhomas
-	-	-	-	-	-	Vlachs
-	-	-	-	-	-	Serbs
-	-	-	-	-	-	Bosniacs
-	-	-	-	-	-	Others

Tabela 6. Popi { ani I i ca spored i zjasnuvaweto za naci onal nata pri padnost i pri -i ni te za pri sutnost-otsutnost, po pol , ma ` i  
Table 6. Enumerated persons according to the declaration by ethnic affiliation and reasons for presence-absence, by sex, Male

	Popi { ani I i ca	Vкупно nasel eni e				
		Vкупно	Pri sutni vo mestoto na voobi -aeno ` i veewe	Otsutni vo drugo mesto vo Republ i ka Makedoni ja		Otsutni vo
				Zaradi rabota, { kol uvawe i sl .	Pri si l no rasel eni I i ca	Na rabota kaj stranski rabotodavec i l i na samostojna rabota i l i prestoj, do edna godi na
Enumerated persons	Total	Present in the place of usual residence	Absent elsewhere in the Republic of Macedonia		Absent	
			In order to work, attending school etc.	Forced migrated persons	Working for foreign employer's or working independently or staying, up to one year	
<b>^e{ i novo</b>	<b>1257</b>	<b>1254</b>	<b>1186</b>	<b>58</b>	<b>-</b>	<b>9</b>
Makedonci	1248	1245	1177	58	-	9
Al banci	-	-	-	-	-	-
Turci	-	-	-	-	-	-
Romi	-	-	-	-	-	-
VI asi	9	9	9	-	-	-
Srbi	-	-	-	-	-	-
Bo{ waci	-	-	-	-	-	-
Ostanati	-	-	-	-	-	-
<b>^u-er -Sandevo</b>	<b>4614</b>	<b>4485</b>	<b>4401</b>	<b>47</b>	<b>11</b>	<b>14</b>
Makedonci	2016	2015	1975	27	-	9
Al banci	1181	1055	1036	1	11	4
Turci	-	-	-	-	-	-
Romi	14	14	14	-	-	-
VI asi	11	11	11	-	-	-
Srbi	1360	1360	1336	19	-	1
Bo{ waci	-	-	-	-	-	-
Ostanati	32	30	29	-	-	-
<b>Xep-i { te</b>	<b>4062</b>	<b>4049</b>	<b>3830</b>	<b>5</b>	<b>3</b>	<b>198</b>
Makedonci	50	46	43	-	3	-
Al banci	3991	3982	3766	5	-	198
Turci	-	-	-	-	-	-
Romi	-	-	-	-	-	-
VI asi	-	-	-	-	-	-
Srbi	-	-	-	-	-	-
Bo{ waci	-	-	-	-	-	-
Ostanati	21	21	21	-	-	-
<b>[ i pkovi ca</b>	<b>3981</b>	<b>3971</b>	<b>3841</b>	<b>9</b>	<b>2</b>	<b>115</b>
Makedonci	2	2	-	-	2	-
Al banci	3966	3957	3829	9	-	115
Turci	-	-	-	-	-	-
Romi	-	-	-	-	-	-
VI asi	-	-	-	-	-	-
Srbi	-	-	-	-	-	-
Bo{ waci	-	-	-	-	-	-
Ostanati	13	12	12	-	-	-

Tabela 6. Popi { ani I i ca spored i zjasnuvaweto za naci onal nata pri padnost i pri ~i ni te za pri sutnost-otsutnost, po pol , ma` i  
Table 6. Enumerated persons according to the declaration by ethnic affiliation and reasons for presence-absence, by sex, Male

		Pri vremeno pri sutni I i ca vo mestoto na Popi s					
stranstvo	Stranci so odobreni e za prestop vo Republ i ka Makedoni ja, pri sutni edna godi na i pove}e	Od stranstvo		Od drugo mesto vo Republ i ka Makedoni ja			
Drugi otsutni vo stranstvo		Stranci so odobreni e za prestop vo Republ i ka Makedoni ja, pri sutni pomal ku od edna godi na	Begal ci , humani tar no zgri ` eni I i ca i dr.	Zaradi rabota, { kol uvawe i sl .	Prisi I no rasel eni I i ca		
		Temporarily present persons in the Census place					
abroad	Foreigners with residence permit in the Republic of Macedonia, present more than one year	From abroad		From other place of the Republic of Macedonia			
Other absent abroad		Foreigners with residence permit in the Republic of Macedonia, present less than one year	Refugees, persons under humanitarian care etc.	In order to work, attending school etc.	Forced migrated persons		
1	-	-	-	3	-	<b>^e{inovo</b>	
1	-	-	-	3	-	Macedonians	
-	-	-	-	-	-	Albanians	
-	-	-	-	-	-	Turks	
-	-	-	-	-	-	Rhomas	
-	-	-	-	-	-	Vlachs	
-	-	-	-	-	-	Serbs	
-	-	-	-	-	-	Bosniacs	
-	-	-	-	-	-	Others	
8	4	1	128	-	-	<b>^u-er - Sandevo</b>	
4	-	1	-	-	-	Macedonians	
3	-	-	126	-	-	Albanians	
-	-	-	-	-	-	Turks	
-	-	-	-	-	-	Rhomas	
-	-	-	-	-	-	Vlachs	
1	3	-	-	-	-	Serbs	
-	-	-	-	-	-	Bosniacs	
-	1	-	2	-	-	Others	
10	3	-	9	-	4	<b>D`ep-i{te</b>	
-	-	-	-	-	4	Macedonians	
10	3	-	9	-	-	Albanians	
-	-	-	-	-	-	Turks	
-	-	-	-	-	-	Rhomas	
-	-	-	-	-	-	Vlachs	
-	-	-	-	-	-	Serbs	
-	-	-	-	-	-	Bosniacs	
-	-	-	-	-	-	Others	
4	-	-	10	-	-	<b>[ipkovica</b>	
-	-	-	-	-	-	Macedonians	
4	-	-	9	-	-	Albanians	
-	-	-	-	-	-	Turks	
-	-	-	-	-	-	Rhomas	
-	-	-	-	-	-	Vlachs	
-	-	-	-	-	-	Serbs	
-	-	-	-	-	-	Bosniacs	
-	-	-	1	-	-	Others	

Tabela 6. Popi { ani l i ca spored i zjasnuvaweto za naci onal nata pri padnost i pri -i ni te za pri sutnost-otsutnost, po pol , ma` i

Table 6. Enumerated persons according to the declaration by ethnic affiliation and reasons for presence-absence, by sex, Male

	Popi { ani l i ca	Vкупно nasel eni e				
		Vкупno	Pri sutni vo mestoto na voobi -aeno` i veewe	Otsutni vo drugo mesto vo Republ i ka Makedoni ja		Otsutni vo
				Zaradi rabota, { kol uvawe i sl .	Pri si l no rasel eni l i ca	Na rabota kaj stranski rabotodavec i l i na samostojna rabota i l i pre stoj, do edna godi na
[ ti p	Enumerated persons	Total population				
		Total	Present in the place of usual residence	Absent elsewhere in the Republic of Macedonia		Absent
				In order to work, attending school etc.	Forced migrated persons	Working for foreign employer's or working independently or staying, up to one year
	23998	23920	22717	914	1	63
Makedonci	20808	20735	19675	825	1	57
Al banci	8	8	8	-	-	-
Turci	660	660	646	10	-	-
Romi	1157	1156	1128	25	-	-
VI asi	1093	1093	1019	47	-	4
Srbi	147	144	127	6	-	2
Bo{ waci	5	5	4	-	-	-
Ostanati	120	119	110	1	-	-



Tabela 6. Popi { ani I i ca spored i zjasnuvaweto za naci onal nata pri padnost i pri ~i ni te za pri sutnost-otsutnost, po pol , ma` i

Table 6. Enumerated persons according to the declaration by ethnic affiliation and reasons for presence-absence, by sex, Male

		Pri vremeno pri sutni I i ca vo mestoto na Popi s					
stranstvo	Stranci so odobreni e za prestop vo Republ i ka Makedoni ja, pri sutni edna godi na i pove}e	Od stranstvo		Od drugo mesto vo Republ i ka Makedoni ja			
Drugi otsutni vo stranstvo		Stranci so odobreni e za prestop vo Republ i ka Makedoni ja, pri sutni pomal ku od edna godi na	Begal ci , humani tarno zgri ` eni I i ca i dr.	Zaradi rabota, { kol uvawe i sl .	Prisi l no rasel eni I i ca		
		Temporarily present persons in the Census place					
abroad	Foreigners with residence permit in the Republic of Macedonia, present more than one year	From abroad		From other place of the Republic of Macedonia			
Other absent abroad		Foreigners with residence permit in the Republic of Macedonia, present less than one year	Refugees, persons under humanitarian care etc.	In order to work, attending school etc.	Forced migrated persons		
212	13	3	-	75	-	<b>[tip</b>	
176	1	-	-	73	-	Macedonians	
-	-	-	-	-	-	Albanians	
4	-	-	-	-	-	Turks	
3	-	-	-	1	-	Rhomas	
23	-	-	-	-	-	Vlachs	
4	5	2	-	1	-	Serbs	
-	1	-	-	-	-	Bosniacs	
2	6	1	-	-	-	Others	

Tabela 6. Popi { ani l i ca spored i zjasnuvaweto za naci onal nata pri padnost i pri -i ni te za pri sutnost-otsutnost, po pol , ` eni  
Table 6. Enumerated persons according to the declaration by ethnic affiliation and reasons for presence-absence, by sex, Female

	Popi { ani l i ca	Vkupno nasel eni e				
		Vkupno	Pri sutni vo mestoto na voobi -aeno ` i veewe	Otsutni vo drugo mesto vo Republ i ka Makedoni ja		Otsutni vo
				Zaradi rabota, { kol uvawe i sl .	Pri si l no rasel eni l i ca	Na rabota kaj stranski rabotodavec i l i na samostojna rabota i l i prestop, do edna godi na
Enumerated persons	Total	Present in the place of usual residence	Absent elsewhere in the Republic of Macedonia		Absent	
			In order to work, attending school etc.	Forced migrated persons	Working for foreign employer's or working independently or staying, up to one year	
<b>Republ i ka Makedoni ja</b>	<b>1017365</b>	<b>1007170</b>	<b>974467</b>	<b>15691</b>	<b>1168</b>	<b>6557</b>
Makedonci	656640	649803	628673	14042	783	2041
Al banci	252794	250888	243359	1000	120	3955
Turci	38559	38409	37617	161	12	388
Romi	27255	26742	26182	106	55	57
VI asi	4594	4549	4371	123	1	6
Srbi	17712	17359	16267	161	185	31
Bo{ waci	8439	8384	8004	30	4	31
Ostanati	11372	11036	9994	68	8	48
<b>Skopje</b>	<b>243017</b>	<b>237772</b>	<b>233377</b>	<b>716</b>	<b>37</b>	<b>540</b>
Makedonci	175814	171390	168824	601	22	394
Al banci	35026	34773	34176	32	8	91
Turci	4302	4236	4153	6	1	6
Romi	11955	11705	11456	45	2	12
VI asi	1283	1250	1235	2	1	2
Srbi	7092	7012	6703	21	-	11
Bo{ waci	3262	3248	3115	4	1	11
Ostanati	4283	4158	3715	5	2	13
<b>Gazi Baba</b>	<b>37227</b>	<b>36045</b>	<b>35529</b>	<b>72</b>	<b>4</b>	<b>93</b>
Makedonci	27683	26663	26394	66	4	50
Al banci	6090	6025	5925	2	-	35
Turci	303	288	277	1	-	-
Romi	1107	1062	1038	-	-	1
VI asi	133	128	128	-	-	-
Srbi	1062	1041	993	1	-	3
Bo{ waci	367	365	341	1	-	2
Ostanati	482	473	433	1	-	2
<b>\\or-e Petrov</b>	<b>21015</b>	<b>20885</b>	<b>20552</b>	<b>90</b>	<b>3</b>	<b>31</b>
Makedonci	17930	17851	17654	86	1	29
Al banci	801	795	775	2	2	-
Turci	187	185	182	-	-	-
Romi	639	612	588	-	-	-
VI asi	55	55	53	-	-	1
Srbi	824	819	780	2	-	1
Bo{ waci	238	237	228	-	-	-
Ostanati	341	331	292	-	-	-

Tabela 6. Popi { ani I i ca spored i zjasnuvaweto za naci onal nata pri padnost i pri ~i ni te za pri sutnost-otsutnost, po pol , ` eni

Table 6. Enumerated persons according to the declaration by ethnic affiliation and reasons for presence-absence, by sex, Female

		Pri vremeno pri sutni I i ca vo mestoto na Popi s				
stranstvo	Stranci so odobreni e za prestop vo Republ i ka Makedoni ja, pri sutni edna godi na i pove}e	Od stranstvo		Od drugo mesto vo Republ i ka Makedoni ja		
Drugi otsutni vo stranstvo		Stranci so odobreni e za prestop vo Republ i ka Makedoni ja, pri sutni pomal ku od edna godi na	Begal ci , humani tarno zgri ` eni I i ca i dr.	Zaradi rabota, { kol uvawe i sl .	Prisi l no rasel eni I i ca	
		Temporarily present persons in the Census place				
abroad	Foreigners with residence permit in the Republic of Macedonia, present more than one year	From abroad		From other place of the Republic of Macedonia		
Other absent abroad		Foreigners with residence permit in the Republic of Macedonia, present less than one year	Refugees, persons under humanitarian care etc.	In order to work, attending school etc.	Forced migrated persons	
5175	4112	371	2172	6668	984	<b>Republic of Macedonia</b>
3884	380	40	50	6107	640	Macedonians
719	1735	144	1325	337	100	Albanians
130	101	16	63	65	6	Turks
60	282	11	424	25	53	Rhomas
47	1	-	-	45	-	Vlachs
145	570	36	92	45	180	Serbs
75	240	14	30	11	-	Bosniacs
115	803	110	188	33	5	Others
<b>1860</b>	<b>1242</b>	<b>133</b>	<b>460</b>	<b>4117</b>	<b>535</b>	<b>Skopje</b>
1464	85	8	12	3913	491	Macedonians
118	348	30	135	77	11	Albanians
39	31	10	10	41	5	Turks
34	156	7	221	10	12	Rhomas
9	1	-	-	33	-	Vlachs
81	196	14	23	30	13	Serbs
45	72	7	6	1	-	Bosniacs
70	353	57	53	12	3	Others
<b>175</b>	<b>172</b>	<b>15</b>	<b>96</b>	<b>813</b>	<b>258</b>	<b>Gazi Baba</b>
139	10	-	1	777	242	Macedonians
8	55	5	46	12	2	Albanians
1	9	2	-	13	-	Turks
3	20	3	36	1	5	Rhomas
-	-	-	-	5	-	Vlachs
6	38	2	7	4	8	Serbs
12	9	-	2	-	-	Bosniacs
6	31	3	4	1	1	Others
<b>86</b>	<b>123</b>	<b>10</b>	<b>36</b>	<b>60</b>	<b>24</b>	<b>Nov-e Petrov</b>
68	13	-	1	55	23	Macedonians
1	15	2	4	-	-	Albanians
2	1	1	-	1	-	Turks
2	22	1	25	1	-	Rhomas
1	-	-	-	-	-	Vlachs
3	33	-	2	2	1	Serbs
5	4	-	-	1	-	Bosniacs
4	35	6	4	-	-	Others

Tabela 6. Popi { ani l i ca spored i zjasnuvaweto za naci onal nata pri padnost i pri -i ni te za pri sutnost-otsutnost, po pol , ` eni  
Table 6. Enumerated persons according to the declaration by ethnic affiliation and reasons for presence-absence, by sex, Female

	Popi { ani l i ca	Vкупно nasel eni e				
		Vкупno	Pri sutni vo mestoto na voobi -aeno ` i veewe	Otsutni vo drugo mesto vo Republ i ka Makedoni ja		Otsutni vo
				Zaradi rabota, { kol uvawe i sl .	Pri si l no rasel eni l i ca	Na rabota kaj stranski rabotodavec i l i na samostojna rabota i l i pre stoj, do edna godi na
Enumerated persons	Total	Present in the place of usual residence	Absent elsewhere in the Republic of Macedonia		Absent	
			In order to work, attending school etc.	Forced migrated persons	Working for foreign employer's or working independently or staying, up to one year	
<b>Karpo{</b>	<b>32629</b>	<b>31278</b>	<b>30576</b>	<b>87</b>	<b>5</b>	<b>75</b>
Makedonci	29060	27790	27289	80	4	70
Al banci	985	973	951	1	-	-
Turci	176	169	160	-	-	1
Romi	315	300	286	-	1	-
VI asi	206	198	196	1	-	-
Srbi	1140	1126	1071	5	-	1
Bo{ waci	49	49	48	-	-	1
Ostanati	698	673	575	-	-	2
<b>Ki sel a Voda</b>	<b>65197</b>	<b>64024</b>	<b>62840</b>	<b>251</b>	<b>9</b>	<b>151</b>
Makedonci	59108	58038	57172	243	6	125
Al banci	639	627	602	2	1	4
Turci	423	407	399	-	-	1
Romi	668	658	639	-	-	7
VI asi	550	541	536	-	-	1
Srbi	2165	2144	2044	3	-	4
Bo{ waci	473	468	446	1	-	3
Ostanati	1171	1141	1002	2	2	6
<b>Centar</b>	<b>43701</b>	<b>42548</b>	<b>41640</b>	<b>89</b>	<b>9</b>	<b>106</b>
Makedonci	24563	23604	23086	60	1	73
Al banci	12362	12276	12094	13	5	24
Turci	1743	1730	1702	4	1	2
Romi	1871	1825	1799	3	-	-
VI asi	252	241	236	1	1	-
Srbi	1197	1182	1144	7	-	1
Bo{ waci	868	867	832	1	1	3
Ostanati	845	823	747	-	-	3
<b>^ai r</b>	<b>34431</b>	<b>34291</b>	<b>33678</b>	<b>83</b>	<b>6</b>	<b>81</b>
Makedonci	16992	16966	16752	66	6	47
Al banci	12898	12827	12590	11	-	28
Turci	1445	1432	1408	1	-	2
Romi	531	529	508	1	-	1
VI asi	87	87	86	-	-	-
Srbi	680	676	648	3	-	1
Bo{ waci	1196	1191	1150	1	-	2
Ostanati	602	583	536	-	-	-

Tabela 6. Popi { ani I i ca spored i zjasnuvaweto za naci onal nata pri padnost i pri ~i ni te za pri sutnost-otsutnost, po pol , ` eni

Table 6. Enumerated persons according to the declaration by ethnic affiliation and reasons for presence-absence, by sex, Female

		Pri vremeno pri sutni I i ca vo mestoto na Popi s				
stranstvo	Stranci so odobreni e za prestop vo Republ i ka Makedoni ja, pri sutni edna godi na i pove}e	Od stranstvo		Od drugo mesto vo Republ i ka Makedoni ja		
Drugi otsutni vo stranstvo		Stranci so odobreni e za prestop vo Republ i ka Makedoni ja, pri sutni pomal ku od edna godi na	Begal ci , humani tarno zgri ` eni I i ca i dr.	Zaradi rabota, { kol uvawe i sl .	Prisi l no rasel eni I i ca	
		Temporarily present persons in the Census place				
abroad	Foreigners with residence permit in the Republic of Macedonia, present more than one year	From abroad		From other place of the Republic of Macedonia		
Other absent abroad		Foreigners with residence permit in the Republic of Macedonia, present less than one year	Refugees, persons under humanitarian care etc.	In order to work, attending school etc.	Forced migrated persons	
378	157	25	21	1231	74	<b>Karpo{</b>
330	17	1	1	1198	70	Macedonians
13	8	-	2	10	-	Albanians
4	4	-	-	7	-	Turks
-	13	-	12	1	2	Rhomas
1	-	-	-	8	-	Vlachs
21	28	5	2	6	1	Serbs
-	-	-	-	-	-	Bosniacs
9	87	19	4	1	1	Others
550	223	37	36	1002	98	<b>Kisela Voda</b>
472	20	5	4	968	93	Macedonians
9	9	3	5	4	-	Albanians
6	1	6	1	7	2	Turks
1	11	-	9	1	-	Rhomas
4	-	-	-	9	-	Vlachs
34	59	5	5	9	2	Serbs
4	14	5	-	-	-	Bosniacs
20	109	13	12	4	1	Others
474	230	21	90	973	69	<b>Centar</b>
371	13	-	2	899	58	Macedonians
45	95	10	37	35	4	Albanians
14	7	-	3	7	3	Turks
1	22	1	36	6	3	Rhomas
2	1	-	-	11	-	Vlachs
11	19	2	3	9	1	Serbs
8	22	-	1	-	-	Bosniacs
22	51	8	8	6	-	Others
173	270	23	69	38	10	<b>^air</b>
84	11	2	3	16	5	Macedonians
42	156	10	40	16	5	Albanians
12	9	1	6	6	-	Turks
4	15	-	2	-	-	Rhomas
1	-	-	-	-	-	Vlachs
6	18	-	4	-	-	Serbs
16	22	2	3	-	-	Bosniacs
8	39	8	11	-	-	Others

Tabela 6. Popi { ani l i ca spored i zjasnuvaweto za naci onal nata pri padnost i pri -i ni te za pri sutnost-otsutnost, po pol , ` eni  
Table 6. Enumerated persons according to the declaration by ethnic affiliation and reasons for presence-absence, by sex, Female

	Popi { ani l i ca	Vкупно nasel eni e				
		Vкупно	Pri sutni vo mestoto na voobi -aeno ` i veewe	Otsutni vo drugo mesto vo Republ i ka Makedoni ja		Otsutni vo
				Zaradi rabota, { kol uvawe i sl .	Pri si l no rasel eni l i ca	Na rabota kaj stranski rabotodavec i l i na samostojna rabota i l i prestoj, do edna godi na
Enumerated persons	Total	Present in the place of usual residence	Absent elsewhere in the Republic of Macedonia		Absent	
			In order to work, attending school etc.	Forced migrated persons	Working for foreign employer's or working independently or staying, up to one year	
<b>[ uto Ori zari</b>	<b>8817</b>	<b>8701</b>	<b>8562</b>	<b>44</b>	<b>1</b>	<b>3</b>
Makedonci	478	478	477	-	-	-
Al banci	1251	1250	1239	1	-	-
Turci	25	25	25	-	-	-
Romi	6824	6719	6598	41	1	3
VI asi	-	-	-	-	-	-
Srbi	24	24	23	-	-	-
Bo{ waci	71	71	70	-	-	-
Ostanati	144	134	130	2	-	-
<b>Ara-i novo</b>	<b>5813</b>	<b>5750</b>	<b>5306</b>	<b>7</b>	<b>313</b>	<b>68</b>
Makedonci	498	498	199	1	298	-
Al banci	5243	5181	5049	6	8	67
Turci	-	-	-	-	-	-
Romi	-	-	-	-	-	-
VI asi	1	1	1	-	-	-
Srbi	11	11	5	-	6	-
Bo{ waci	30	30	26	-	-	-
Ostanati	30	29	26	-	1	1
<b>Ba-</b>	<b>359</b>	<b>359</b>	<b>346</b>	<b>8</b>	<b>-</b>	<b>-</b>
Makedonci	356	356	345	8	-	-
Al banci	-	-	-	-	-	-
Turci	-	-	-	-	-	-
Romi	-	-	-	-	-	-
VI asi	-	-	-	-	-	-
Srbi	3	3	1	-	-	-
Bo{ waci	-	-	-	-	-	-
Ostanati	-	-	-	-	-	-
<b>Bel -i { ta</b>	<b>1503</b>	<b>1478</b>	<b>1379</b>	<b>80</b>	<b>1</b>	<b>5</b>
Makedonci	1490	1469	1372	80	1	5
Al banci	-	-	-	-	-	-
Turci	-	-	-	-	-	-
Romi	-	-	-	-	-	-
VI asi	-	-	-	-	-	-
Srbi	3	3	2	-	-	-
Bo{ waci	-	-	-	-	-	-
Ostanati	10	6	5	-	-	-

Tabela 6. Popi { ani I i ca spored i zjasnuvaweto za naci onal nata pri padnost i pri ~i ni te za pri sutnost-otsutnost, po pol , ` eni

Table 6. Enumerated persons according to the declaration by ethnic affiliation and reasons for presence-absence, by sex, Female

		Pri vremeno pri sutni I i ca vo mestoto na Popi s					
stranstvo		Od stranstvo		Od drugo mesto vo Republ i ka Makedoni ja			
Drugi otsutni vo stranstvo		Stranci so odobreni e za prestop vo Republ i ka Makedoni ja, pri sutni odna godi na i pove}e	Begal ci , humani tarno zgri ` eni I i ca i dr.	Zaradi rabota, { kol uvawe i sl .	Prisi l no rasel eni I i ca		
		Temporarily present persons in the Census place					
abroad		From abroad		From other place of the Republic of Macedonia			
Other absent abroad		Foreigners with residence permit in the Republic of Macedonia, present more than one year	Refugees, persons under humanitarian care etc.	In order to work, attending school etc.	Forced migrated persons		
24	67	2	112	-	2	<b>[uto Orizari</b>	
-	1	-	-	-	-	Macedonians	
-	10	-	1	-	-	Albanians	
-	-	-	-	-	-	Turks	
23	53	2	101	-	2	Rhomas	
-	-	-	-	-	-	Vlachs	
-	1	-	-	-	-	Serbs	
-	1	-	-	-	-	Bosniacs	
1	1	-	10	-	-	Others	
<b>18</b>	<b>38</b>	<b>2</b>	<b>44</b>	-	<b>17</b>	<b>Ara~inovo</b>	
-	-	-	-	-	-	Macedonians	
18	33	2	43	-	17	Albanians	
-	-	-	-	-	-	Turks	
-	-	-	-	-	-	Rhomas	
-	-	-	-	-	-	Vlachs	
-	-	-	-	-	-	Serbs	
-	4	-	-	-	-	Bosniacs	
-	1	-	1	-	-	Others	
<b>2</b>	<b>3</b>	-	-	-	-	<b>Ba-</b>	
2	1	-	-	-	-	Macedonians	
-	-	-	-	-	-	Albanians	
-	-	-	-	-	-	Turks	
-	-	-	-	-	-	Rhomas	
-	-	-	-	-	-	Vlachs	
-	2	-	-	-	-	Serbs	
-	-	-	-	-	-	Bosniacs	
-	-	-	-	-	-	Others	
<b>9</b>	<b>4</b>	<b>1</b>	<b>3</b>	<b>21</b>	-	<b>Bel-i{ta</b>	
9	2	-	-	21	-	Macedonians	
-	-	-	-	-	-	Albanians	
-	-	-	-	-	-	Turks	
-	-	-	-	-	-	Rhomas	
-	-	-	-	-	-	Vlachs	
-	1	-	-	-	-	Serbs	
-	-	-	-	-	-	Bosniacs	
-	1	1	3	-	-	Others	

Tabela 6. Popi { ani l i ca spored i zjasnuvaweto za naci onal nata pri padnost i pri -i ni te za pri sutnost-otsutnost, po pol , ` eni

Table 6. Enumerated persons according to the declaration by ethnic affiliation and reasons for presence-absence, by sex, Female

	Popi { ani l i ca	Vкупно nasel eni e				
		Vкупno	Pri sutni vo mestoto na voobi -aeno ` i veewe	Otsutni vo drugo mesto vo Republ i ka Makedoni ja		Otsutni vo
				Zaradi rabota, { kol uvawe i sl .	Pri si l no rasel eni l i ca	Na rabota kaj stranski rabotodavec i l i na samostojna rabota i l i prestoj, do edna godi na
Enumerated persons	Total	Present in the place of usual residence	Absent elsewhere in the Republic of Macedonia		Absent	
			In order to work, attending school etc.	Forced migrated persons	Working for foreign employer's or working independently or staying, up to one year	
<b>Berovo</b>	<b>6939</b>	<b>6935</b>	<b>6545</b>	<b>333</b>	-	<b>21</b>
Makedonci	6627	6623	6238	332	-	19
Al banci	-	-	-	-	-	-
Turci	44	44	43	-	-	1
Romi	231	231	230	1	-	-
VI asi	5	5	5	-	-	-
Srbi	19	19	17	-	-	1
Bo{ waci	1	1	1	-	-	-
Ostanati	12	12	11	-	-	-
<b>Bi stri ca</b>	<b>2484</b>	<b>2477</b>	<b>2436</b>	<b>16</b>	-	<b>6</b>
Makedonci	1796	1795	1767	16	-	6
Al banci	640	640	630	-	-	-
Turci	11	11	11	-	-	-
Romi	2	2	2	-	-	-
VI asi	-	-	-	-	-	-
Srbi	15	15	12	-	-	-
Bo{ waci	-	-	-	-	-	-
Ostanati	20	14	14	-	-	-
<b>Bi tol a</b>	<b>44787</b>	<b>44035</b>	<b>42729</b>	<b>754</b>	<b>10</b>	<b>78</b>
Makedonci	40367	39657	38491	719	9	69
Al banci	1255	1248	1216	4	1	5
Turci	788	778	757	10	-	1
Romi	1273	1272	1265	3	-	-
VI asi	562	556	541	8	-	-
Srbi	235	231	208	3	-	2
Bo{ waci	19	15	13	-	-	-
Ostanati	288	278	238	7	-	1
<b>BI atec</b>	<b>998</b>	<b>998</b>	<b>868</b>	<b>29</b>	-	<b>90</b>
Makedonci	994	994	865	29	-	89
Al banci	-	-	-	-	-	-
Turci	-	-	-	-	-	-
Romi	-	-	-	-	-	-
VI asi	-	-	-	-	-	-
Srbi	4	4	3	-	-	1
Bo{ waci	-	-	-	-	-	-
Ostanati	-	-	-	-	-	-



Tabela 6. Popi { ani I i ca spored i zjasnuvaweto za naci onal nata pri padnost i pri ~i ni te za pri sutnost-otsutnost, po pol , ` eni  
Table 6. Enumerated persons according to the declaration by ethnic affiliation and reasons for presence-absence, by sex, Female

		Pri vremeno pri sutni I i ca vo mestoto na Popi s					
stranstvo	Stranci so odobreni e za prestop vo Republ i ka Makedoni ja, pri sutni edna godi na i pove}e	Od stranstvo		Od drugo mesto vo Republ i ka Makedoni ja			
Drugi otsutni vo stranstvo		Stranci so odobreni e za prestop vo Republ i ka Makedoni ja, pri sutni pomal ku od edna godi na	Begal ci , humani tar no zgri ` eni I i ca i dr.	Zaradi rabota, { kol uvawe i sl .	Prisi l no rasel eni I i ca		
		Temporarily present persons in the Census place					
abroad	Foreigners with residence permit in the Republic of Macedonia, present more than one year	From abroad		From other place of the Republic of Macedonia			
Other absent abroad		Foreigners with residence permit in the Republic of Macedonia, present less than one year	Refugees, persons under humanitarian care etc.	In order to work, attending school etc.	Forced migrated persons		
30	6	-	-	4	-	<b>Berovo</b>	
29	5	-	-	4	-	Macedonians	
-	-	-	-	-	-	Albanians	
-	-	-	-	-	-	Turks	
-	-	-	-	-	-	Rhomas	
-	-	-	-	-	-	Vlachs	
-	1	-	-	-	-	Serbs	
-	-	-	-	-	-	Bosniacs	
1	-	-	-	-	-	Others	
5	14	6	-	1	-	<b>Bistrica</b>	
4	2	-	-	1	-	Macedonians	
1	9	-	-	-	-	Albanians	
-	-	-	-	-	-	Turks	
-	-	-	-	-	-	Rhomas	
-	-	-	-	-	-	Vlachs	
-	3	-	-	-	-	Serbs	
-	-	-	-	-	-	Bosniacs	
-	-	6	-	-	-	Others	
392	72	21	7	713	11	<b>Bitola</b>	
354	15	11	3	686	10	Macedonians	
15	7	3	1	3	-	Albanians	
6	4	1	1	7	1	Turks	
-	4	-	1	-	-	Vlachs	
7	-	-	-	6	-	Rhomas	
2	16	1	-	3	-	Serbs	
-	2	-	-	4	-	Bosniacs	
8	24	5	1	4	-	Others	
10	1	-	-	-	-	<b>Blatec</b>	
10	1	-	-	-	-	Macedonians	
-	-	-	-	-	-	Albanians	
-	-	-	-	-	-	Turks	
-	-	-	-	-	-	Rhomas	
-	-	-	-	-	-	Vlachs	
-	-	-	-	-	-	Serbs	
-	-	-	-	-	-	Bosniacs	
-	-	-	-	-	-	Others	

Tabela 6. Popi { ani I i ca spored i zjasnuvaweto za naci onal nata pri padnost i pri -i ni te za pri sutnost-otsutnost, po pol , ` eni  
Table 6. Enumerated persons according to the declaration by ethnic affiliation and reasons for presence-absence, by sex, Female

	Popi { ani I i ca	Vкупно nasel eni e				
		Vкупно	Pri sutni vo mestoto na voobi -aeno ` i veewe	Otsutni vo drugo mesto vo Republ i ka Makedoni ja		Otsutni vo
				Zaradi rabota, { kol uvawe i sl .	Pri si l no rasel eni I i ca	Na rabota kaj stranski rabotodavec i l i na samostojna rabota i l i pre stoj, do edna godi na
Enumerated persons	Total	Present in the place of usual residence	Absent elsewhere in the Republic of Macedonia		Absent	
			In order to work, attending school etc.	Forced migrated persons	Working for foreign employer's or working independently or staying, up to one year	
<b>Bogdanci</b>	<b>4340</b>	<b>4330</b>	<b>4092</b>	<b>183</b>	-	<b>4</b>
Makedonci	4031	4025	3822	179	-	4
Al banci	-	-	-	-	-	-
Turci	24	24	24	-	-	-
Romi	-	-	-	-	-	-
VI asi	2	2	2	-	-	-
Srbi	267	264	236	4	-	-
Bo{ waci	-	-	-	-	-	-
Ostanati	16	15	8	-	-	-
<b>Bogovowe</b>	<b>7239</b>	<b>7204</b>	<b>7075</b>	<b>4</b>	<b>4</b>	<b>72</b>
Makedonci	3	3	3	-	-	-
Al banci	7178	7147	7022	4	2	71
Turci	2	2	-	-	2	-
Romi	3	3	3	-	-	-
VI asi	-	-	-	-	-	-
Srbi	2	1	-	-	-	-
Bo{ waci	-	-	-	-	-	-
Ostanati	51	48	47	-	-	1
<b>Bogomi l a</b>	<b>629</b>	<b>627</b>	<b>605</b>	<b>19</b>	-	-
Makedonci	596	594	574	19	-	-
Al banci	19	19	18	-	-	-
Turci	3	3	3	-	-	-
Romi	-	-	-	-	-	-
VI asi	-	-	-	-	-	-
Srbi	5	5	4	-	-	-
Bo{ waci	-	-	-	-	-	-
Ostanati	6	6	6	-	-	-
<b>Bosi l ovo</b>	<b>6037</b>	<b>6028</b>	<b>5880</b>	<b>95</b>	<b>1</b>	<b>31</b>
Makedonci	5740	5734	5591	94	1	31
Al banci	-	-	-	-	-	-
Turci	243	241	240	1	-	-
Romi	10	10	10	-	-	-
VI asi	-	-	-	-	-	-
Srbi	5	5	5	-	-	-
Bo{ waci	-	-	-	-	-	-
Ostanati	39	38	34	-	-	-

Tabela 6. Popi { ani I i ca spored i zjasnuvaweto za naci onal nata pri padnost i pri ~i ni te za pri sutnost-otsutnost, po pol , ` eni

Table 6. Enumerated persons according to the declaration by ethnic affiliation and reasons for presence-absence, by sex, Female

		Pri vremeno pri sutni I i ca vo mestoto na Popi s					
stranstvo	Stranci so odobreni e za prestop vo Republ i ka Makedoni ja, pri sutni edna godi na i pove}e	Od stranstvo		Od drugo mesto vo Republ i ka Makedoni ja			
Drugi otsutni vo stranstvo		Stranci so odobreni e za prestop vo Republ i ka Makedoni ja, pri sutni pomal ku od edna godi na	Begal ci , humani tar no zgri ` eni I i ca i dr.	Zaradi rabota, { kol uvawe i sl .	Prisi l no rasel eni I i ca		
		Temporarily present persons in the Census place					
abroad	Foreigners with residence permit in the Republic of Macedonia, present more than one year	From abroad		From other place of the Republic of Macedonia			
Other absent abroad		Foreigners with residence permit in the Republic of Macedonia, present less than one year	Refugees, persons under humanitarian care etc.	In order to work, attending school etc.	Forced migrated persons		
15	36	6	-	2	2	<b>Bogdanci</b>	
15	5	2	-	2	2	Macedonians	
-	-	-	-	-	-	Albanians	
-	-	-	-	-	-	Turks	
-	-	-	-	-	-	Vlachs	
-	-	-	-	-	-	Rhomas	
-	24	3	-	-	-	Serbs	
-	-	-	-	-	-	Bosniacs	
-	7	1	-	-	-	Others	
2	47	2	33	-	-	<b>Bogovinje</b>	
-	-	-	-	-	-	Macedonians	
2	46	2	29	-	-	Albanians	
-	-	-	-	-	-	Turks	
-	-	-	-	-	-	Rhomas	
-	-	-	-	-	-	Vlachs	
-	1	-	1	-	-	Serbs	
-	-	-	-	-	-	Bosniacs	
-	-	-	3	-	-	Others	
-	3	-	-	2	-	<b>Bogomila</b>	
-	1	-	-	2	-	Macedonians	
-	1	-	-	-	-	Albanians	
-	-	-	-	-	-	Turks	
-	-	-	-	-	-	Rhomas	
-	-	-	-	-	-	Vlachs	
-	1	-	-	-	-	Serbs	
-	-	-	-	-	-	Bosniacs	
-	-	-	-	-	-	Others	
13	8	1	2	6	-	<b>Bosilovo</b>	
13	4	1	-	5	-	Macedonians	
-	-	-	-	-	-	Albanians	
-	-	-	1	1	-	Turks	
-	-	-	-	-	-	Rhomas	
-	-	-	-	-	-	Vlachs	
-	-	-	-	-	-	Serbs	
-	-	-	-	-	-	Bosniacs	
-	4	-	1	-	-	Others	

Tabela 6. Popi { ani l i ca spored i zjasnuvaweto za naci onal nata pri padnost i pri -i ni te za pri sutnost-otsutnost, po pol , ` eni  
Table 6. Enumerated persons according to the declaration by ethnic affiliation and reasons for presence-absence, by sex, Female

	Popi { ani l i ca	Vкупно nasel eni e				
		Vкупно	Pri sutni vo mestoto na voobi -aeno ` i veewe	Otsutni vo drugo mesto vo Republ i ka Makedoni ja		Otsutni vo
				Zaradi rabota, { kol uvawe i sl .	Pri si l no rasel eni l i ca	Na rabota kaj stranski rabotodavec i l i na samostojna rabota i l i prestoj, do edna godi na
Enumerated persons	Total	Present in the place of usual residence	Absent elsewhere in the Republic of Macedonia		Absent	
			In order to work, attending school etc.	Forced migrated persons	Working for foreign employer's or working independently or staying, up to one year	
<b>Brveni ca</b>	<b>7976</b>	<b>7931</b>	<b>7745</b>	<b>37</b>	<b>5</b>	<b>104</b>
Makedonci	2898	2893	2846	33	4	3
Al banci	5013	4974	4845	3	1	101
Turci	1	1	1	-	-	-
Romi	-	-	-	-	-	-
VI asi	-	-	-	-	-	-
Srbi	34	34	28	1	-	-
Bo{ waci	1	1	1	-	-	-
Ostanati	29	28	24	-	-	-
<b>Val andovo</b>	<b>5782</b>	<b>5751</b>	<b>5460</b>	<b>238</b>	<b>3</b>	<b>16</b>
Makedonci	4813	4798	4547	221	2	15
Al banci	3	-	-	-	-	-
Turci	612	609	596	8	1	-
Romi	17	17	16	-	-	-
VI asi	-	-	-	-	-	-
Srbi	309	302	280	8	-	1
Bo{ waci	1	1	-	-	-	-
Ostanati	27	24	21	1	-	-
<b>Vasi l evo</b>	<b>5797</b>	<b>5783</b>	<b>5664</b>	<b>89</b>	<b>1</b>	<b>10</b>
Makedonci	4757	4751	4637	89	1	10
Al banci	-	-	-	-	-	-
Turci	1005	998	997	-	-	-
Romi	1	1	1	-	-	-
VI asi	-	-	-	-	-	-
Srbi	4	3	3	-	-	-
Bo{ waci	1	1	1	-	-	-
Ostanati	29	29	25	-	-	-
<b>Vev-ani</b>	<b>1205</b>	<b>1204</b>	<b>1122</b>	<b>73</b>	<b>-</b>	<b>8</b>
Makedonci	1197	1196	1115	72	-	8
Al banci	2	2	2	-	-	-
Turci	-	-	-	-	-	-
Romi	-	-	-	-	-	-
VI asi	1	1	-	1	-	-
Srbi	2	2	2	-	-	-
Bo{ waci	-	-	-	-	-	-
Ostanati	3	3	3	-	-	-

Tabela 6. Popi { ani I i ca spored i zjasnuvaweto za naci onal nata pri padnost i pri ~i ni te za pri sutnost-otsutnost, po pol , ` eni

Table 6. Enumerated persons according to the declaration by ethnic affiliation and reasons for presence-absence, by sex, Female

		Pri vremeno pri sutni I i ca vo mestoto na Popi s					
stranstvo	Stranci so odobreni e za prestop vo Republ i ka Makedoni ja, pri sutni edna godi na i pove}e	Od stranstvo		Od drugo mesto vo Republ i ka Makedoni ja			
Drugi otsutni vo stranstvo		Stranci so odobreni e za prestop vo Republ i ka Makedoni ja, pri sutni pomal ku od edna godi na	Begal ci , humani tar no zgri ` eni I i ca i dr.	Zaradi rabota, { kol uvawe i sl .	Prisi l no rasel eni I i ca		
		Temporarily present persons in the Census place					
abroad	Foreigners with residence permit in the Republic of Macedonia, present more than one year	From abroad		From other place of the Republic of Macedonia			
Other absent abroad		Foreigners with residence permit in the Republic of Macedonia, present less than one year	Refugees, persons under humanitarian care etc.	In order to work, attending school etc.	Forced migrated persons		
8	32	5	38	2	-	<b>Brvenica</b>	
4	3	3	-	2	-	Macedonians	
4	20	2	37	-	-	Albanians	
-	-	-	-	-	-	Turks	
-	-	-	-	-	-	Rhomas	
-	-	-	-	-	-	Vlachs	
-	5	-	-	-	-	Serbs	
-	-	-	-	-	-	Bosniacs	
-	4	-	1	-	-	Others	
16	18	2	14	15	-	<b>Valandovo</b>	
12	1	-	-	15	-	Macedonians	
-	-	-	3	-	-	Albanians	
3	1	-	3	-	-	Turks	
-	1	-	-	-	-	Rhomas	
-	-	-	-	-	-	Vlachs	
1	12	-	7	-	-	Serbs	
-	1	-	-	-	-	Bosniacs	
-	2	2	1	-	-	Others	
10	9	1	7	6	-	<b>Vasilevo</b>	
8	6	-	-	6	-	Macedonians	
-	-	-	-	-	-	Albanians	
-	1	-	7	-	-	Turks	
-	-	-	-	-	-	Rhomas	
-	-	-	-	-	-	Vlachs	
-	-	1	-	-	-	Serbs	
-	-	-	-	-	-	Bosniacs	
2	2	-	-	-	-	Others	
1	-	-	-	1	-	<b>Vev-ani</b>	
1	-	-	-	1	-	Macedonians	
-	-	-	-	-	-	Albanians	
-	-	-	-	-	-	Turks	
-	-	-	-	-	-	Vlachs	
-	-	-	-	-	-	Rhomas	
-	-	-	-	-	-	Serbs	
-	-	-	-	-	-	Bosniacs	
-	-	-	-	-	-	Others	

Tabela 6. Popi { ani l i ca spored i zjasnuvaweto za naci onal nata pri padnost i pri -i ni te za pri sutnost-otsutnost, po pol , ` eni  
Table 6. Enumerated persons according to the declaration by ethnic affiliation and reasons for presence-absence, by sex, Female

	Popi { ani l i ca	Vkupno nasel eni e				
		Vkupno	Pri sutni vo mestoto na voobi -aeno ` i veewe	Otsutni vo drugo mesto vo Republ i ka Makedoni ja		Otsutni vo
				Zaradi rabota, { kol uvawe i sl .	Pri si l no rasel eni l i ca	Na rabota kaj stranski rabotodavec i l i na samostojna rabota i l i pre stoj, do edna godi na
Enumerated persons	Total	Present in the place of usual residence	Absent elsewhere in the Republic of Macedonia		Absent	
			In order to work, attending school etc.	Forced migrated persons	Working for foreign employer's or working independently or staying, up to one year	
<b>Vel es</b>	<b>28801</b>	<b>28669</b>	<b>27779</b>	<b>664</b>	<b>5</b>	<b>52</b>
Makedonci	23553	23450	22665	634	5	35
Al banci	2292	2280	2252	9	-	12
Turci	861	858	851	3	-	-
Romi	386	386	379	3	-	3
VI asi	152	152	147	3	-	1
Srbi	286	283	263	7	-	-
Bo{ waci	1143	1137	1111	4	-	1
Ostanati	128	123	111	1	-	-
<b>Vel e{ ta</b>	<b>3997</b>	<b>3986</b>	<b>3923</b>	<b>23</b>	<b>-</b>	<b>26</b>
Makedonci	1	1	1	-	-	-
Al banci	3961	3950	3889	23	-	25
Turci	-	-	-	-	-	-
Romi	1	1	1	-	-	-
VI asi	1	1	1	-	-	-
Srbi	-	-	-	-	-	-
Bo{ waci	-	-	-	-	-	-
Ostanati	33	33	31	-	-	1
<b>Vi ni ca</b>	<b>8759</b>	<b>8741</b>	<b>8233</b>	<b>279</b>	<b>1</b>	<b>171</b>
Makedonci	7930	7918	7430	271	1	168
Al banci	-	-	-	-	-	-
Turci	130	130	124	4	-	1
Romi	613	613	610	-	-	1
VI asi	50	50	45	4	-	1
Srbi	18	16	14	-	-	-
Bo{ waci	-	-	-	-	-	-
Ostanati	18	14	10	-	-	-
<b>Vi tol i { te</b>	<b>247</b>	<b>247</b>	<b>244</b>	<b>2</b>	<b>-</b>	<b>1</b>
Makedonci	244	244	241	2	-	1
Al banci	-	-	-	-	-	-
Turci	-	-	-	-	-	-
Romi	-	-	-	-	-	-
VI asi	-	-	-	-	-	-
Srbi	2	2	2	-	-	-
Bo{ waci	-	-	-	-	-	-
Ostanati	1	1	1	-	-	-

Tabela 6. Popi { ani I i ca spored i zjasnuvaweto za naci onal nata pri padnost i pri ~i ni te za pri sutnost-otsutnost, po pol , ` eni

Table 6. Enumerated persons according to the declaration by ethnic affiliation and reasons for presence-absence, by sex, Female

		Pri vremeno pri sutni I i ca vo mestoto na Popi s					
stranstvo	Stranci so odobreni e za prestop vo Republ i ka Makedoni ja, pri sutni edna godi na i pove}e	Od stranstvo		Od drugo mesto vo Republ i ka Makedoni ja			
Drugi otsutni vo stranstvo		Stranci so odobreni e za prestop vo Republ i ka Makedoni ja, pri sutni pomal ku od edna godi na	Begal ci , humani tar no zgri ` eni I i ca i dr.	Zaradi rabota, { kol uvawe i sl .	Prisi l no rasel eni I i ca		
		Temporarily present persons in the Census place					
abroad	Foreigners with residence permit in the Republic of Macedonia, present more than one year	From abroad		From other place of the Republic of Macedonia			
Other absent abroad		Foreigners with residence permit in the Republic of Macedonia, present less than one year	Refugees, persons under humanitarian care etc.	In order to work, attending school etc.	Forced migrated persons		
114	55	5	27	98	2	<b>Veles</b>	
102	9	-	3	98	2	Macedonians	
1	6	3	9	-	-	Albanians	
3	1	-	3	-	-	Turks	
1	-	-	-	-	-	Rhomas	
1	-	-	-	-	-	Vlachs	
3	10	-	3	-	-	Serbs	
3	18	1	5	-	-	Bosniacs	
-	11	1	4	-	-	Others	
11	3	-	11	-	-	<b>Veles{ta</b>	
-	-	-	-	-	-	Macedonians	
11	2	-	11	-	-	Albanians	
-	-	-	-	-	-	Turks	
-	-	-	-	-	-	Rhomas	
-	-	-	-	-	-	Vlachs	
-	-	-	-	-	-	Serbs	
-	-	-	-	-	-	Bosniacs	
-	1	-	-	-	-	Others	
51	6	5	1	9	3	<b>Vinica</b>	
47	1	1	-	9	2	Macedonians	
-	-	-	-	-	-	Albanians	
-	1	-	-	-	-	Turks	
2	-	-	-	-	-	Vlachs	
-	-	-	-	-	-	Rhomas	
1	1	1	-	-	1	Serbs	
-	-	-	-	-	-	Bosniacs	
1	3	3	1	-	-	Others	
-	-	-	-	-	-	<b>Vitoli{ta</b>	
-	-	-	-	-	-	Macedonians	
-	-	-	-	-	-	Albanians	
-	-	-	-	-	-	Turks	
-	-	-	-	-	-	Rhomas	
-	-	-	-	-	-	Vlachs	
-	-	-	-	-	-	Serbs	
-	-	-	-	-	-	Bosniacs	
-	-	-	-	-	-	Others	

Tabela 6. Popi { ani l i ca spored i zjasnuvaweto za naci onal nata pri padnost i pri -i ni te za pri sutnost-otsutnost, po pol , ` eni  
Table 6. Enumerated persons according to the declaration by ethnic affiliation and reasons for presence-absence, by sex, Female

	Vкупно nasel eni e					
	Popi { ani l i ca	Vкупno	Pri sutni vo mestoto na voobi -aeno ` i veewe	Otsutni vo drugo mesto vo Republ i ka Makedoni ja		Otsutni vo
				Zaradi rabota, { kol uvawe i sl .	Pri si l no rasel eni l i ca	Na rabota kaj stranski rabotodavec i l i na samostojna rabota i l i prestop, do edna godi na
Enumerated persons	Total	Present in the place of usual residence	Absent elsewhere in the Republic of Macedonia		Absent	
			In order to work, attending school etc.	Forced migrated persons	Working for foreign employer's or working independently or staying, up to one year	
<b>Vrane{ ti ca</b>	<b>645</b>	<b>645</b>	<b>624</b>	<b>12</b>	-	<b>2</b>
Makedonci	497	497	480	11	-	1
Al banci	5	5	5	-	-	-
Turci	142	142	138	1	-	1
Romi	-	-	-	-	-	-
VI asi	-	-	-	-	-	-
Srbi	-	-	-	-	-	-
Bo{ waci	-	-	-	-	-	-
Ostanati	1	1	1	-	-	-
<b>Vrap-i { te</b>	<b>4335</b>	<b>4324</b>	<b>4212</b>	<b>22</b>	-	<b>55</b>
Makedonci	513	513	500	12	-	-
Al banci	2256	2250	2193	9	-	24
Turci	1544	1541	1499	1	-	31
Romi	-	-	-	-	-	-
VI asi	-	-	-	-	-	-
Srbi	3	3	3	-	-	-
Bo{ waci	1	1	1	-	-	-
Ostanati	18	16	16	-	-	-
<b>Vratni ca</b>	<b>1723</b>	<b>1721</b>	<b>1557</b>	<b>10</b>	<b>3</b>	<b>97</b>
Makedonci	670	669	646	8	3	-
Al banci	1029	1028	893	1	-	97
Turci	-	-	-	-	-	-
Romi	-	-	-	-	-	-
VI asi	-	-	-	-	-	-
Srbi	17	17	14	1	-	-
Bo{ waci	1	1	-	-	-	-
Ostanati	6	6	4	-	-	-
<b>Vrutok</b>	<b>3020</b>	<b>3011</b>	<b>2929</b>	<b>17</b>	<b>1</b>	<b>36</b>
Makedonci	420	420	407	11	-	-
Al banci	2268	2260	2197	4	1	35
Turci	314	313	310	2	-	1
Romi	2	2	2	-	-	-
VI asi	-	-	-	-	-	-
Srbi	3	3	2	-	-	-
Bo{ waci	-	-	-	-	-	-
Ostanati	13	13	11	-	-	-



Tabela 6. Popi { ani I i ca spored i zjasnuvaweto za naci onal nata pri padnost i pri ~i ni te za pri sutnost-otsutnost, po pol , ` eni

Table 6. Enumerated persons according to the declaration by ethnic affiliation and reasons for presence-absence, by sex, Female

		Pri vremeno pri sutni I i ca vo mestoto na Popi s				
stranstvo	Stranci so odobreni e za prestop vo Republ i ka Makedoni ja, pri sutni edna godi na i pove}e	Od stranstvo		Od drugo mesto vo Republ i ka Makedoni ja		
Drugi otsutni vo stranstvo		Stranci so odobreni e za prestop vo Republ i ka Makedoni ja, pri sutni pomal ku od edna godi na	Begal ci , humani tar no zgri ` eni I i ca i dr.	Zaradi rabota, { kol uvawe i sl .	Prisi l no rasel eni I i ca	
		Temporarily present persons in the Census place				
abroad	Foreigners with residence permit in the Republic of Macedonia, present more than one year	From abroad		From other place of the Republic of Macedonia		
Other absent abroad		Foreigners with residence permit in the Republic of Macedonia, present less than one year	Refugees, persons under humanitarian care etc.	In order to work, attending school etc.	Forced migrated persons	
5	2	-	-	-	-	<b>Vrane{tica</b>
5	-	-	-	-	-	Macedonians
-	-	-	-	-	-	Albanians
-	2	-	-	-	-	Turks
-	-	-	-	-	-	Rhomas
-	-	-	-	-	-	Vlachs
-	-	-	-	-	-	Serbs
-	-	-	-	-	-	Others
-	-	-	-	-	-	Bosniacs
13	22	-	11	-	-	<b>Vrap-i{te</b>
-	1	-	-	-	-	Macedonians
5	19	-	6	-	-	Albanians
8	2	-	3	-	-	Turks
-	-	-	-	-	-	Rhomas
-	-	-	-	-	-	Vlachs
-	-	-	-	-	-	Serbs
-	-	-	-	-	-	Bosniacs
-	-	-	2	-	-	Others
25	29	-	2	-	-	<b>Vratnica</b>
5	7	-	1	-	-	Macedonians
20	17	-	1	-	-	Albanians
-	-	-	-	-	-	Turks
-	-	-	-	-	-	Rhomas
-	-	-	-	-	-	Vlachs
-	2	-	-	-	-	Serbs
-	1	-	-	-	-	Bosniacs
-	2	-	-	-	-	Others
17	11	-	8	1	-	<b>Vrutok</b>
2	-	-	-	-	-	Macedonians
15	8	-	7	1	-	Albanians
-	-	-	1	-	-	Turks
-	-	-	-	-	-	Rhomas
-	-	-	-	-	-	Vlachs
-	1	-	-	-	-	Serbs
-	-	-	-	-	-	Bosniacs
-	2	-	-	-	-	Others

Tabela 6. Popi { ani l i ca spored i zjasnuvaweto za naci onal nata pri padnost i pri -i ni te za pri sutnost-otsutnost, po pol , ` eni  
Table 6. Enumerated persons according to the declaration by ethnic affiliation and reasons for presence-absence, by sex, Female

	Popi { ani l i ca	Vкупно nasel eni e				
		Vкупno	Pri sutni vo mestoto na voobi -aeno ` i veewe	Otsutni vo drugo mesto vo Republ i ka Makedoni ja		Otsutni vo
				Zaradi rabota, { kol uvawe i sl .	Pri si l no rasel eni l i ca	Na rabota kaj stranski rabotodavec i l i na samostojna rabota i l i pre stoj, do edna godi na
Enumerated persons	Total	Present in the place of usual residence	Absent elsewhere in the Republic of Macedonia		Absent	
			In order to work, attending school etc.	Forced migrated persons	Working for foreign employer's or working independently or staying, up to one year	
<b>Gevgel i ja</b>	<b>10321</b>	<b>10292</b>	<b>9749</b>	<b>442</b>	<b>1</b>	<b>19</b>
Makedonci	9979	9953	9436	436	1	18
Al banci	3	3	3	-	-	-
Turci	13	13	13	-	-	-
Romi	10	8	8	-	-	-
VI asi	85	85	83	2	-	-
Srbi	173	172	163	2	-	-
Bo{ waci	3	3	3	-	-	-
Ostanati	55	55	40	2	-	1
<b>Gosti var</b>	<b>24882</b>	<b>24815</b>	<b>23368</b>	<b>419</b>	<b>2</b>	<b>798</b>
Makedonci	6560	6546	6268	240	1	11
Al banci	14662	14624	13551	158	1	762
Turci	2297	2293	2261	7	-	12
Romi	964	956	933	5	-	11
VI asi	9	9	7	2	-	-
Srbi	90	88	77	6	-	-
Bo{ waci	26	26	22	-	-	-
Ostanati	274	273	249	1	-	2
<b>Gradsko</b>	<b>1800</b>	<b>1789</b>	<b>1697</b>	<b>48</b>	<b>4</b>	<b>4</b>
Makedonci	1390	1390	1340	42	4	-
Al banci	50	50	41	-	-	-
Turci	33	32	30	2	-	-
Romi	66	61	57	-	-	-
VI asi	-	-	-	-	-	-
Srbi	16	16	15	-	-	-
Bo{ waci	229	224	200	4	-	4
Ostanati	16	16	14	-	-	-
<b>Debar</b>	<b>8749</b>	<b>8731</b>	<b>8488</b>	<b>111</b>	<b>5</b>	<b>87</b>
Makedonci	1195	1192	1150	19	1	18
Al banci	5565	5553	5416	75	1	38
Turci	1216	1213	1166	11	1	26
Romi	521	521	513	3	2	1
VI asi	1	1	1	-	-	-
Srbi	12	12	10	1	-	-
Bo{ waci	2	2	1	-	-	-
Ostanati	237	237	231	2	-	4

Tabela 6. Popi { ani I i ca spored i zjasnuvaweto za naci onal nata pri padnost i pri ~i ni te za pri sutnost-otsutnost, po pol , ` eni

Table 6. Enumerated persons according to the declaration by ethnic affiliation and reasons for presence-absence, by sex, Female

		Pri vremeno pri sutni I i ca vo mestoto na Popi s					
stranstvo	Stranci so odobreni e za prestop vo Republ i ka Makedoni ja, pri sutni edna godi na i pove}e	Od stranstvo		Od drugo mesto vo Republ i ka Makedoni ja			
Drugi otsutni vo stranstvo		Stranci so odobreni e za prestop vo Republ i ka Makedoni ja, pri sutni pomal ku od edna godi na	Begal ci , humani tar no zgri ` eni I i ca i dr.	Zaradi rabota, { kol uvawe i sl .	Prisi l no rasel eni I i ca		
		Temporarily present persons in the Census place					
abroad	Foreigners with residence permit in the Republic of Macedonia, present more than one year	From abroad		From other place of the Republic of Macedonia			
Other absent abroad		Foreigners with residence permit in the Republic of Macedonia, present less than one year	Refugees, persons under humanitarian care etc.	In order to work, attending school etc.	Forced migrated persons		
60	21	1	1	26	1	<b>Gevgelija</b>	
59	3	1	1	23	1	Macedonians	
-	-	-	-	-	-	Albanians	
-	-	-	-	-	-	Turks	
-	-	-	-	2	-	Rhomas	
-	-	-	-	-	-	Vlachs	
-	7	-	-	1	-	Serbs	
-	-	-	-	-	-	Bosniacs	
1	11	-	-	-	-	Others	
<b>120</b>	<b>108</b>	<b>3</b>	<b>47</b>	<b>14</b>	<b>3</b>	<b>Gostivar</b>	
26	-	-	2	11	1	Macedonians	
79	73	2	35	1	-	Albanians	
8	5	-	4	-	-	Turks	
4	3	1	3	2	2	Rhomas	
-	-	-	-	-	-	Vlachs	
1	4	-	2	-	-	Serbs	
-	4	-	-	-	-	Bosniacs	
2	19	-	1	-	-	Others	
<b>9</b>	<b>27</b>	<b>5</b>	<b>6</b>	-	-	<b>Gradsko</b>	
1	3	-	-	-	-	Macedonians	
1	8	-	-	-	-	Albanians	
-	-	-	1	-	-	Turks	
-	4	-	5	-	-	Rhomas	
-	-	-	-	-	-	Vlachs	
-	1	-	-	-	-	Serbs	
7	9	5	-	-	-	Bosniacs	
-	2	-	-	-	-	Others	
<b>25</b>	<b>15</b>	<b>3</b>	<b>13</b>	<b>2</b>	-	<b>Debar</b>	
2	2	1	-	2	-	Macedonians	
15	8	2	10	-	-	Albanians	
7	2	-	3	-	-	Turks	
-	2	-	-	-	-	Rhomas	
-	-	-	-	-	-	Vlachs	
1	-	-	-	-	-	Serbs	
-	1	-	-	-	-	Bosniacs	
-	-	-	-	-	-	Others	

Tabela 6. Popi { ani l i ca spored i zjasnuvaweto za naci onal nata pri padnost i pri -i ni te za pri sutnost-otsutnost, po pol , ` eni  
Table 6. Enumerated persons according to the declaration by ethnic affiliation and reasons for presence-absence, by sex, Female

	Popi { ani l i ca	Vкупно nasel eni e				
		Vкупno	Pri sutni vo mestoto na voobi -aeno ` i veewe	Otsutni vo drugo mesto vo Republ i ka Makedoni ja		Otsutni vo
				Zaradi rabota, { kol uvawe i sl .	Pri si l no rasel eni l i ca	Na rabota kaj stranski rabotodavec i l i na samostojna rabota i l i prestoj, do edna godi na
Enumerated persons	Total	Present in the place of usual residence	Absent elsewhere in the Republic of Macedonia		Absent	
			In order to work, attending school etc.	Forced migrated persons	Working for foreign employer's or working independently or staying, up to one year	
<b>Del ogo` di</b>	<b>3862</b>	<b>3846</b>	<b>3788</b>	<b>38</b>	<b>1</b>	<b>6</b>
Makedonci	2	2	2	-	-	-
Al banci	3767	3754	3697	38	1	6
Turci	2	2	2	-	-	-
Romi	-	-	-	-	-	-
VI asi	-	-	-	-	-	-
Srbi	2	2	2	-	-	-
Bo{ waci	-	-	-	-	-	-
Ostanati	89	86	85	-	-	-
<b>Del -evo</b>	<b>8537</b>	<b>8528</b>	<b>8025</b>	<b>390</b>	-	<b>49</b>
Makedonci	8099	8093	7612	386	-	48
Al banci	2	2	1	-	-	-
Turci	60	60	56	1	-	-
Romi	321	321	313	2	-	-
VI asi	3	3	2	-	-	-
Srbi	22	20	19	-	-	-
Bo{ waci	-	-	-	-	-	-
Ostanati	30	29	22	1	-	1
<b>Demi r Kapi ja</b>	<b>2206</b>	<b>2198</b>	<b>2083</b>	<b>96</b>	-	-
Makedonci	1947	1940	1843	89	-	-
Al banci	10	10	10	-	-	-
Turci	159	158	154	4	-	-
Romi	10	10	10	-	-	-
VI asi	-	-	-	-	-	-
Srbi	56	56	49	3	-	-
Bo{ waci	1	1	-	-	-	-
Ostanati	23	23	17	-	-	-
<b>Demi r Hi sar</b>	<b>3503</b>	<b>3497</b>	<b>3402</b>	<b>73</b>	-	<b>11</b>
Makedonci	3365	3360	3266	73	-	11
Al banci	109	108	108	-	-	-
Turci	12	12	12	-	-	-
Romi	-	-	-	-	-	-
VI asi	5	5	5	-	-	-
Srbi	7	7	7	-	-	-
Bo{ waci	-	-	-	-	-	-
Ostanati	5	5	4	-	-	-

Tabela 6. Popi { ani I i ca spored i zjasnuvaweto za naci onal nata pri padnost i pri ~i ni te za pri sutnost-otsutnost, po pol , ` eni

Table 6. Enumerated persons according to the declaration by ethnic affiliation and reasons for presence-absence, by sex, Female

		Pri vremeno pri sutni I i ca vo mestoto na Popi s				
stranstvo	Stranci so odobreni e za prestop vo Republ i ka Makedoni ja, pri sutni edna godi na i pove}e	Od stranstvo		Od drugo mesto vo Republ i ka Makedoni ja		
Drugi otsutni vo stranstvo		Stranci so odobreni e za prestop vo Republ i ka Makedoni ja, pri sutni pomal ku od edna godi na	Begal ci , humani tar no zgri ` eni I i ca i dr.	Zaradi rabota, { kol uvawe i sl .	Prisi l no rasel eni I i ca	
		Temporarily present persons in the Census place				
abroad	Foreigners with residence permit in the Republic of Macedonia, present more than one year	From abroad		From other place of the Republic of Macedonia		
Other absent abroad		Foreigners with residence permit in the Republic of Macedonia, present less than one year	Refugees, persons under humanitarian care etc.	In order to work, attending school etc.	Forced migrated persons	
5	8	-	15	1	-	<b>Delogo` di</b>
-	-	-	-	-	-	Macedonians
5	7	-	12	1	-	Albanians
-	-	-	-	-	-	Turks
-	-	-	-	-	-	Rhomas
-	-	-	-	-	-	Vlachs
-	-	-	-	-	-	Serbs
-	-	-	-	-	-	Bosniacs
-	1	-	3	-	-	Others
<b>49</b>	<b>15</b>	<b>2</b>	<b>2</b>	<b>5</b>	-	<b>Del-evo</b>
42	5	-	1	5	-	Macedonians
1	-	-	-	-	-	Albanians
3	-	-	-	-	-	Turks
1	5	-	-	-	-	Rhomas
1	-	-	-	-	-	Vlachs
-	1	2	-	-	-	Serbs
-	-	-	-	-	-	Bosniacs
1	4	-	1	-	-	Others
<b>3</b>	<b>16</b>	-	-	<b>8</b>	-	<b>Demir Kapija</b>
3	5	-	-	7	-	Macedonians
-	-	-	-	-	-	Albanians
-	-	-	-	1	-	Turks
-	-	-	-	-	-	Rhomas
-	-	-	-	-	-	Vlachs
-	4	-	-	-	-	Serbs
-	1	-	-	-	-	Bosniacs
-	6	-	-	-	-	Others
<b>8</b>	<b>3</b>	<b>1</b>	-	<b>2</b>	<b>3</b>	<b>Demir Hisar</b>
8	2	-	-	2	3	Macedonians
-	-	1	-	-	-	Albanians
-	-	-	-	-	-	Turks
-	-	-	-	-	-	Rhomas
-	-	-	-	-	-	Vlachs
-	-	-	-	-	-	Serbs
-	-	-	-	-	-	Bosniacs
-	1	-	-	-	-	Others

Tabela 6. Popi { ani l i ca spored i zjasnuvaweto za naci onal nata pri padnost i pri -i ni te za pri sutnost-otsutnost, po pol , ` eni

Table 6. Enumerated persons according to the declaration by ethnic affiliation and reasons for presence-absence, by sex, Female

	Popi { ani l i ca	Vkupno nasel eni e				
		Vkupno	Pri sutni vo mestoto na voobi -aeno ` i veewe	Otsutni vo drugo mesto vo Republ i ka Makedoni ja		Otsutni vo
				Zaradi rabota, { kol uvawe i sl .	Pri si l no rasel eni l i ca	Na rabota kaj stranski rabotodavec i l i na samostojna rabota i l i pre stoj, do edna godi na
Enumerated persons	Total	Present in the place of usual residence	Absent elsewhere in the Republic of Macedonia		Absent	
			In order to work, attending school etc.	Forced migrated persons	Working for foreign employer's or working independently or staying, up to one year	
<b>Dobru{ evo</b>	<b>1020</b>	<b>1019</b>	<b>998</b>	<b>17</b>	-	-
Makedonci	908	908	889	17	-	-
Al banci	4	4	3	-	-	-
Turci	106	105	104	-	-	-
Romi	-	-	-	-	-	-
VI asi	-	-	-	-	-	-
Srbi	1	1	1	-	-	-
Bo{ waci	-	-	-	-	-	-
Ostanati	1	1	1	-	-	-
<b>Dol na Bawi ca</b>	<b>4660</b>	<b>4646</b>	<b>4570</b>	<b>14</b>	-	<b>36</b>
Makedonci	744	744	717	8	-	17
Al banci	2344	2334	2298	5	-	12
Turci	1363	1359	1348	1	-	7
Romi	172	172	171	-	-	-
VI asi	-	-	-	-	-	-
Srbi	3	3	2	-	-	-
Bo{ waci	-	-	-	-	-	-
Ostanati	34	34	34	-	-	-
<b>Dol neni</b>	<b>5523</b>	<b>5482</b>	<b>5331</b>	<b>64</b>	<b>4</b>	<b>6</b>
Makedonci	2257	2226	2174	39	2	3
Al banci	1214	1211	1168	10	-	2
Turci	1219	1217	1204	4	-	1
Romi	3	3	3	-	-	-
VI asi	-	-	-	-	-	-
Srbi	8	8	5	-	-	-
Bo{ waci	797	794	759	10	2	-
Ostanati	25	23	18	1	-	-
<b>Drugovo</b>	<b>1572</b>	<b>1567</b>	<b>1516</b>	<b>37</b>	-	<b>3</b>
Makedonci	1339	1335	1295	34	-	-
Al banci	81	81	74	3	-	3
Turci	137	137	137	-	-	-
Romi	1	1	1	-	-	-
VI asi	-	-	-	-	-	-
Srbi	9	8	6	-	-	-
Bo{ waci	-	-	-	-	-	-
Ostanati	5	5	3	-	-	-

Tabela 6. Popi { ani I i ca spored i zjasnuvaweto za naci onal nata pri padnost i pri ~i ni te za pri sutnost-otsutnost, po pol , ` eni

Table 6. Enumerated persons according to the declaration by ethnic affiliation and reasons for presence-absence, by sex, Female

		Pri vremeno pri sutni I i ca vo mestoto na Popi s					
stranstvo	Stranci so odobreni e za prestop vo Republ i ka Makedoni ja, pri sutni edna godi na i pove}e	Od stranstvo		Od drugo mesto vo Republ i ka Makedoni ja			
Drugi otsutni vo stranstvo		Stranci so odobreni e za prestop vo Republ i ka Makedoni ja, pri sutni pomal ku od edna godi na	Begal ci , humani tar no zgri ` eni I i ca i dr.	Zaradi rabota, { kol uvawe i sl .	Prisi l no rasel eni I i ca		
		Temporarily present persons in the Census place					
abroad	Foreigners with residence permit in the Republic of Macedonia, present more than one year	From abroad		From other place of the Republic of Macedonia			
Other absent abroad		Foreigners with residence permit in the Republic of Macedonia, present less than one year	Refugees, persons under humanitarian care etc.	In order to work, attending school etc.	Forced migrated persons		
1	3	-	1	-	-	<b>Dobru {evo</b>	
1	1	-	-	-	-	Macedonians	
-	1	-	-	-	-	Albanians	
-	1	-	1	-	-	Turks	
-	-	-	-	-	-	Rhomas	
-	-	-	-	-	-	Vlachs	
-	-	-	-	-	-	Serbs	
-	-	-	-	-	-	Bosniacs	
-	-	-	-	-	-	Others	
2	24	-	14	-	-	<b>Dolna Banjica</b>	
-	2	-	-	-	-	Macedonians	
1	18	-	10	-	-	Albanians	
1	2	-	4	-	-	Turks	
-	1	-	-	-	-	Rhomas	
-	-	-	-	-	-	Vlachs	
-	1	-	-	-	-	Serbs	
-	-	-	-	-	-	Bosniacs	
-	-	-	-	-	-	Others	
5	72	5	5	30	1	<b>Dolneni</b>	
3	5	1	-	29	1	Macedonians	
-	31	2	1	-	-	Albanians	
-	8	1	-	1	-	Turks	
-	-	-	-	-	-	Rhomas	
-	-	-	-	-	-	Vlachs	
-	3	-	-	-	-	Serbs	
1	22	1	2	-	-	Bosniacs	
1	3	-	2	-	-	Others	
7	4	1	-	4	-	<b>Drugovo</b>	
6	-	-	-	4	-	Macedonians	
1	-	-	-	-	-	Albanians	
-	-	-	-	-	-	Turks	
-	-	-	-	-	-	Rhomas	
-	-	-	-	-	-	Vlachs	
-	2	1	-	-	-	Serbs	
-	-	-	-	-	-	Bosniacs	
-	2	-	-	-	-	Others	

Tabela 6. Popi { ani l i ca spored i zjasnuvaweto za naci onal nata pri padnost i pri -i ni te za pri sutnost-otsutnost, po pol , ` eni

Table 6. Enumerated persons according to the declaration by ethnic affiliation and reasons for presence-absence, by sex, Female

	Popi { ani l i ca	Vкупно nasel eni e				
		Vкупно	Pri sutni vo mestoto na voobi -aeno ` i veewe	Otsutni vo drugo mesto vo Republ i ka Makedoni ja		Otsutni vo
				Zaradi rabota, { kol uvawe i sl .	Pri si l no rasel eni l i ca	Na rabota kaj stranski rabotodavec i l i na samostojna rabota i l i prestoj, do edna godi na
Enumerated persons	Total	Present in the place of usual residence	Absent elsewhere in the Republic of Macedonia		Absent	
			In order to work, attending school etc.	Forced migrated persons	Working for foreign employer's or working independently or staying, up to one year	
<b>@el i no</b>	<b>12152</b>	<b>12055</b>	<b>11540</b>	<b>1</b>	<b>2</b>	<b>425</b>
Makedonci	35	35	35	-	-	-
Al banci	12038	11945	11442	1	2	421
Turci	1	1	1	-	-	-
Romi	-	-	-	-	-	-
VI asi	-	-	-	-	-	-
Srbi	1	1	-	-	-	-
Bo{ waci	5	5	2	-	-	-
Ostanati	72	68	60	-	-	4
<b>@i to{ e</b>	<b>1055</b>	<b>1054</b>	<b>1030</b>	<b>15</b>	-	<b>5</b>
Makedonci	81	81	81	-	-	-
Al banci	571	570	560	9	-	-
Turci	9	9	9	-	-	-
Romi	3	3	3	-	-	-
VI asi	-	-	-	-	-	-
Srbi	2	2	2	-	-	-
Bo{ waci	372	372	358	6	-	5
Ostanati	17	17	17	-	-	-
<b>Zajas</b>	<b>5824</b>	<b>5808</b>	<b>5528</b>	<b>81</b>	<b>1</b>	<b>156</b>
Makedonci	100	100	95	4	-	1
Al banci	5671	5657	5389	76	1	153
Turci	-	-	-	-	-	-
Romi	-	-	-	-	-	-
VI asi	-	-	-	-	-	-
Srbi	6	6	3	-	-	1
Bo{ waci	-	-	-	-	-	-
Ostanati	47	45	41	1	-	1
<b>Zel eni kovo</b>	<b>1957</b>	<b>1946</b>	<b>1928</b>	<b>4</b>	-	<b>3</b>
Makedonci	1235	1233	1223	4	-	3
Al banci	545	540	537	-	-	-
Turci	1	1	1	-	-	-
Romi	46	46	46	-	-	-
VI asi	-	-	-	-	-	-
Srbi	31	28	27	-	-	-
Bo{ waci	86	86	83	-	-	-
Ostanati	13	12	11	-	-	-



Tabela 6. Popi { ani I i ca spored i zjasnuvaweto za naci onal nata pri padnost i pri ~i ni te za pri sutnost-otsutnost, po pol , ` eni

Table 6. Enumerated persons according to the declaration by ethnic affiliation and reasons for presence-absence, by sex, Female

		Pri vremeno pri sutni I i ca vo mestoto na Popi s				
stranstvo	Stranci so odobreni e za prestop vo Republ i ka Makedoni ja, pri sutni edna godi na i pove}e	Od stranstvo		Od drugo mesto vo Republ i ka Makedoni ja		
Drugi otsutni vo stranstvo		Stranci so odobreni e za prestop vo Republ i ka Makedoni ja, pri sutni pomal ku od edna godi na	Begal ci , humani tar no zgri ` eni I i ca i dr.	Zaradi rabota, { kol uvawe i sl .	Prisi l no rasel eni I i ca	
		Temporarily present persons in the Census place				
abroad	Foreigners with residence permit in the Republic of Macedonia, present more than one year	From abroad		From other place of the Republic of Macedonia		
Other absent abroad		Foreigners with residence permit in the Republic of Macedonia, present less than one year	Refugees, persons under humanitarian care etc.	In order to work, attending school etc.	Forced migrated persons	
25	62	-	97	-	-	<b>@elino</b>
-	-	-	-	-	-	Macedonians
25	54	-	93	-	-	Albanians
-	-	-	-	-	-	Turks
-	-	-	-	-	-	Rhomas
-	-	-	-	-	-	Vlachs
-	1	-	-	-	-	Serbs
-	3	-	-	-	-	Bosniacs
-	4	-	4	-	-	Others
2	2	-	1	-	-	<b>@ito{e</b>
-	-	-	-	-	-	Macedonians
1	-	-	1	-	-	Albanians
-	-	-	-	-	-	Turks
-	-	-	-	-	-	Rhomas
-	-	-	-	-	-	Vlachs
-	-	-	-	-	-	Serbs
1	2	-	-	-	-	Bosniacs
-	-	-	-	-	-	Others
10	32	5	11	-	-	<b>Zajas</b>
-	-	-	-	-	-	Macedonians
10	28	4	10	-	-	Albanians
-	-	-	-	-	-	Turks
-	-	-	-	-	-	Rhomas
-	-	-	-	-	-	Vlachs
-	2	-	-	-	-	Serbs
-	-	-	-	-	-	Bosniacs
-	2	1	1	-	-	Others
3	8	-	9	2	-	<b>Zelenikovo</b>
2	1	-	1	1	-	Macedonians
-	3	-	5	-	-	Albanians
-	-	-	-	-	-	Turks
-	-	-	-	-	-	Rhomas
-	-	-	-	-	-	Vlachs
-	1	-	3	-	-	Serbs
1	2	-	-	-	-	Bosniacs
-	1	-	-	1	-	Others

Tabela 6. Popi { ani I i ca spored i zjasnuvaweto za naci onal nata pri padnost i pri -i ni te za pri sutnost-otsutnost, po pol , ` eni  
Table 6. Enumerated persons according to the declaration by ethnic affiliation and reasons for presence-absence, by sex, Female

	Popi { ani I i ca	Vкупно nasel eni e				
		Vкупно	Pri sutni vo mestoto na voobi -aeno ` i veewe	Otsutni vo drugo mesto vo Republ i ka Makedoni ja		Otsutni vo
				Zaradi rabota, { kol uvawe i sl .	Pri si l no rasel eni I i ca	Na rabota kaj stranski rabotodavec i l i na samostojna rabota i l i pre stoj, do edna godi na
Enumerated persons	Total	Present in the place of usual residence	Absent elsewhere in the Republic of Macedonia		Absent	
			In order to work, attending school etc.	Forced migrated persons	Working for foreign employer's or working independently or staying, up to one year	
<b>ZI etovo</b>	<b>1674</b>	<b>1673</b>	<b>1594</b>	<b>67</b>	<b>1</b>	<b>-</b>
Makedonci	1662	1661	1587	67	1	-
Al banci	-	-	-	-	-	-
Turci	-	-	-	-	-	-
Romi	-	-	-	-	-	-
VI asi	5	5	5	-	-	-
Srbi	3	3	1	-	-	-
Bo{ waci	-	-	-	-	-	-
Ostanati	4	4	1	-	-	-
<b>Zrnovci</b>	<b>1570</b>	<b>1568</b>	<b>1430</b>	<b>23</b>	<b>-</b>	<b>107</b>
Makedonci	1562	1560	1422	23	-	107
Al banci	-	-	-	-	-	-
Turci	-	-	-	-	-	-
Romi	-	-	-	-	-	-
VI asi	5	5	5	-	-	-
Srbi	1	1	1	-	-	-
Bo{ waci	-	-	-	-	-	-
Ostanati	2	2	2	-	-	-
<b>I zvor</b>	<b>489</b>	<b>488</b>	<b>463</b>	<b>21</b>	<b>-</b>	<b>2</b>
Makedonci	482	481	457	21	-	2
Al banci	-	-	-	-	-	-
Turci	-	-	-	-	-	-
Romi	-	-	-	-	-	-
VI asi	-	-	-	-	-	-
Srbi	5	5	5	-	-	-
Bo{ waci	-	-	-	-	-	-
Ostanati	2	2	1	-	-	-
<b>I l i inden</b>	<b>7748</b>	<b>7714</b>	<b>7614</b>	<b>29</b>	<b>-</b>	<b>9</b>
Makedonci	6842	6828	6777	22	-	8
Al banci	159	157	150	-	-	1
Turci	7	7	6	-	-	-
Romi	218	207	199	-	-	-
VI asi	1	1	1	-	-	-
Srbi	415	410	399	3	-	-
Bo{ waci	-	-	-	-	-	-
Ostanati	106	104	82	4	-	-

Tabela 6. Popi { ani I i ca spored i zjasnuvaweto za naci onal nata pri padnost i pri ~i ni te za pri sutnost-otsutnost, po pol , ` eni

Table 6. Enumerated persons according to the declaration by ethnic affiliation and reasons for presence-absence, by sex, Female

		Pri vremeno pri sutni I i ca vo mestoto na Popi s					
stranstvo	Stranci so odobreni e za prestop vo Republ i ka Makedoni ja, pri sutni edna godi na i pove}e	Od stranstvo		Od drugo mesto vo Republ i ka Makedoni ja			
Drugi otsutni vo stranstvo		Stranci so odobreni e za prestop vo Republ i ka Makedoni ja, pri sutni pomal ku od edna godi na	Begal ci , humani tar no zgri ` eni I i ca i dr.	Zaradi rabota, { kol uvawe i sl .	Prisi l no rasel eni I i ca		
		Temporarily present persons in the Census place					
abroad	Foreigners with residence permit in the Republic of Macedonia, present more than one year	From abroad		From other place of the Republic of Macedonia			
Other absent abroad		Foreigners with residence permit in the Republic of Macedonia, present less than one year	Refugees, persons under humanitarian care etc.	In order to work, attending school etc.	Forced migrated persons		
1	10	-	-	1	-	<b>Zletovo</b>	
1	5	-	-	1	-	Macedonians	
-	-	-	-	-	-	Albanians	
-	-	-	-	-	-	Turks	
-	-	-	-	-	-	Rhomas	
-	-	-	-	-	-	Vlachs	
-	2	-	-	-	-	Serbs	
-	-	-	-	-	-	Bosniacs	
-	3	-	-	-	-	Others	
<b>8</b>	-	-	-	<b>2</b>	-	<b>Zrnovci</b>	
8	-	-	-	2	-	Macedonians	
-	-	-	-	-	-	Albanians	
-	-	-	-	-	-	Turks	
-	-	-	-	-	-	Rhomas	
-	-	-	-	-	-	Vlachs	
-	-	-	-	-	-	Serbs	
-	-	-	-	-	-	Bosniacs	
-	-	-	-	-	-	Others	
<b>1</b>	<b>1</b>	-	-	<b>1</b>	-	<b>Izvor</b>	
1	-	-	-	1	-	Macedonians	
-	-	-	-	-	-	Albanians	
-	-	-	-	-	-	Turks	
-	-	-	-	-	-	Rhomas	
-	-	-	-	-	-	Vlachs	
-	-	-	-	-	-	Serbs	
-	-	-	-	-	-	Bosniacs	
-	1	-	-	-	-	Others	
<b>12</b>	<b>50</b>	<b>6</b>	<b>15</b>	<b>7</b>	<b>6</b>	<b>Ilinden</b>	
11	10	-	1	7	6	Macedonians	
-	6	-	2	-	-	Albanians	
-	1	-	-	-	-	Turks	
-	8	-	11	-	-	Rhomas	
-	-	-	-	-	-	Vlachs	
-	8	4	1	-	-	Serbs	
-	-	-	-	-	-	Bosniacs	
1	17	2	-	-	-	Others	

Tabela 6. Popi { ani l i ca spored i zjasnuvaweto za naci onal nata pri padnost i pri -i ni te za pri sutnost-otsutnost, po pol , ` eni

Table 6. Enumerated persons according to the declaration by ethnic affiliation and reasons for presence-absence, by sex, Female

	Popi { ani l i ca	Vкупно naseleni e				
		Vкупно	Pri sutni vo mestoto na voobi -aeno ` i veewe	Otsutni vo drugo mesto vo Republ i ka Makedoni ja		Otsutni vo
				Zaradi rabota, { kol uvawe i sl .	Pri si l no raseleni l i ca	Na rabota kaj stranski rabotodavec i l i na samostojna rabota i l i prestop, do edna godi na
Enumerated persons	Total	Present in the place of usual residence	Absent elsewhere in the Republic of Macedonia		Absent	
			In order to work, attending school etc.	Forced migrated persons	Working for foreign employer's or working independently or staying, up to one year	
<b>Jegunovce</b>	<b>3530</b>	<b>3526</b>	<b>3409</b>	<b>69</b>	<b>10</b>	<b>21</b>
Makedonci	2232	2230	2146	61	7	6
Al banci	1229	1227	1204	6	-	14
Turci	2	2	2	-	-	-
Romi	21	21	18	-	3	-
VI asi	-	-	-	-	-	-
Srbi	36	36	33	1	-	-
Bo{ waci	-	-	-	-	-	-
Ostanati	10	10	6	1	-	1
<b>Kavadarci</b>	<b>18942</b>	<b>18928</b>	<b>17903</b>	<b>841</b>	<b>6</b>	<b>21</b>
Makedonci	18333	18324	17331	833	6	21
Al banci	-	-	-	-	-	-
Turci	85	85	84	1	-	-
Romi	331	329	326	1	-	-
VI asi	14	14	14	-	-	-
Srbi	99	98	89	4	-	-
Bo{ waci	2	1	1	-	-	-
Ostanati	78	77	58	2	-	-
<b>Kamewane</b>	<b>7176</b>	<b>7157</b>	<b>6903</b>	<b>8</b>	<b>3</b>	<b>176</b>
Makedonci	20	20	16	1	3	-
Al banci	6544	6525	6281	5	-	176
Turci	570	570	566	2	-	-
Romi	-	-	-	-	-	-
VI asi	-	-	-	-	-	-
Srbi	-	-	-	-	-	-
Bo{ waci	5	5	4	-	-	-
Ostanati	37	37	36	-	-	-
<b>Karbi nci</b>	<b>1980</b>	<b>1978</b>	<b>1964</b>	<b>12</b>	-	-
Makedonci	1569	1568	1555	11	-	-
Al banci	-	-	-	-	-	-
Turci	372	372	371	1	-	-
Romi	-	-	-	-	-	-
VI asi	23	23	23	-	-	-
Srbi	8	7	7	-	-	-
Bo{ waci	-	-	-	-	-	-
Ostanati	8	8	8	-	-	-

Tabela 6. Popi { ani I i ca spored i zjasnuvaweto za naci onal nata pri padnost i pri ~i ni te za pri sutnost-otsutnost, po pol , ` eni

Table 6. Enumerated persons according to the declaration by ethnic affiliation and reasons for presence-absence, by sex, Female

		Pri vremeno pri sutni I i ca vo mestoto na Popi s					
stranstvo	Stranci so odobreni e za prestop vo Republ i ka Makedoni ja, pri sutni edna godi na i pove}e	Od stranstvo		Od drugo mesto vo Republ i ka Makedoni ja			
Drugi otsutni vo stranstvo		Stranci so odobreni e za prestop vo Republ i ka Makedoni ja, pri sutni pomal ku od edna godi na	Begal ci , humani tar no zgri ` eni I i ca i dr.	Zaradi rabota, { kol uvawe i sl .	Prisi l no rasel eni I i ca		
		Temporarily present persons in the Census place					
abroad	Foreigners with residence permit in the Republic of Macedonia, present more than one year	From abroad		From other place of the Republic of Macedonia			
Other absent abroad		Foreigners with residence permit in the Republic of Macedonia, present less than one year	Refugees, persons under humanitarian care etc.	In order to work, attending school etc.	Forced migrated persons		
8	9	-	2	1	1	<b>Jegunovce</b>	
7	3	-	-	1	1	Macedonians	
1	2	-	2	-	-	Albanians	
-	-	-	-	-	-	Turks	
-	-	-	-	-	-	Rhomas	
-	-	-	-	-	-	Vlachs	
-	2	-	-	-	-	Serbs	
-	-	-	-	-	-	Bosniacs	
-	2	-	-	-	-	Others	
129	28	2	4	8	-	<b>Kavadarci</b>	
126	7	-	1	8	-	Macedonians	
-	-	-	-	-	-	Albanians	
-	-	-	-	-	-	Turks	
-	2	-	2	-	-	Rhomas	
-	-	-	-	-	-	Vlachs	
2	3	1	-	-	-	Serbs	
-	-	-	1	-	-	Bosniacs	
1	16	1	-	-	-	Others	
11	56	1	18	-	-	<b>Kamenjane</b>	
-	-	-	-	-	-	Macedonians	
11	52	1	18	-	-	Albanians	
-	2	-	-	-	-	Turks	
-	-	-	-	-	-	Rhomas	
-	-	-	-	-	-	Vlachs	
-	-	-	-	-	-	Serbs	
-	1	-	-	-	-	Bosniacs	
-	1	-	-	-	-	Others	
1	1	-	1	1	-	<b>Karbinci</b>	
1	1	-	-	1	-	Macedonians	
-	-	-	-	-	-	Albanians	
-	-	-	-	-	-	Turks	
-	-	-	-	-	-	Rhomas	
-	-	-	-	-	-	Vlachs	
-	-	-	1	-	-	Serbs	
-	-	-	-	-	-	Bosniacs	
-	-	-	-	-	-	Others	

Tabela 6. Popi { ani l i ca spored i zjasnuvaweto za naci onal nata pri padnost i pri -i ni te za pri sutnost-otsutnost, po pol , ` eni

Table 6. Enumerated persons according to the declaration by ethnic affiliation and reasons for presence-absence, by sex, Female

	Popi { ani l i ca	Vкупно nasel eni e				
		Vкупно	Pri sutni vo mestoto na voobi -aeno ` i veewe	Otsutni vo drugo mesto vo Republ i ka Makedoni ja		Otsutni vo
				Zaradi rabota, { kol uvawe i sl .	Pri si l no rasel eni l i ca	Na rabota kaj stranski rabotodavec i l i na samostojna rabota i l i pre stoj, do edna godi na
Enumerated persons	Total	Present in the place of usual residence	Absent elsewhere in the Republic of Macedonia		Absent	
			In order to work, attending school etc.	Forced migrated persons	Working for foreign employer's or working independently or staying, up to one year	
<b>Ki -evo</b>	<b>15034</b>	<b>14995</b>	<b>14159</b>	<b>526</b>	<b>2</b>	<b>197</b>
Makedonci	8006	7998	7511	431	2	10
Al banci	4611	4600	4319	71	-	169
Turci	1212	1208	1173	14	-	15
Romi	824	816	809	2	-	1
VI asi	33	33	31	2	-	-
Srbi	39	35	30	2	-	-
Bo{ waci	4	4	2	-	-	-
Ostanati	305	301	284	4	-	2
<b>KI e-evce</b>	<b>777</b>	<b>772</b>	<b>757</b>	<b>13</b>	-	-
Makedonci	762	758	744	13	-	-
Al banci	-	-	-	-	-	-
Turci	-	-	-	-	-	-
Romi	-	-	-	-	-	-
VI asi	-	-	-	-	-	-
Srbi	13	12	11	-	-	-
Bo{ waci	-	-	-	-	-	-
Ostanati	2	2	2	-	-	-
<b>Kondovo</b>	<b>5467</b>	<b>5455</b>	<b>5364</b>	<b>6</b>	<b>27</b>	<b>14</b>
Makedonci	18	18	13	-	5	-
Al banci	5323	5314	5254	6	-	14
Turci	12	12	12	-	-	-
Romi	24	24	1	-	22	-
VI asi	-	-	-	-	-	-
Srbi	1	1	1	-	-	-
Bo{ waci	47	45	43	-	-	-
Ostanati	42	41	40	-	-	-
<b>Konopi { te</b>	<b>165</b>	<b>162</b>	<b>156</b>	<b>3</b>	-	-
Makedonci	158	156	152	3	-	-
Al banci	-	-	-	-	-	-
Turci	1	1	1	-	-	-
Romi	-	-	-	-	-	-
VI asi	-	-	-	-	-	-
Srbi	4	4	2	-	-	-
Bo{ waci	-	-	-	-	-	-
Ostanati	2	1	1	-	-	-

Tabela 6. Popi { ani I i ca spored i zjasnuvaweto za naci onal nata pri padnost i pri ~i ni te za pri sutnost-otsutnost, po pol , ` eni

Table 6. Enumerated persons according to the declaration by ethnic affiliation and reasons for presence-absence, by sex, Female

		Pri vremeno pri sutni I i ca vo mestoto na Popi s					
stranstvo	Stranci so odobreni e za prestop vo Republ i ka Makedoni ja, pri sutni edna godi na i pove}e	Od stranstvo		Od drugo mesto vo Republ i ka Makedoni ja			
Drugi otsutni vo stranstvo		Stranci so odobreni e za prestop vo Republ i ka Makedoni ja, pri sutni pomal ku od edna godi na	Begal ci , humani tar no zgri ` eni I i ca i dr.	Zaradi rabota, { kol uvawe i sl .	Prisi l no rasel eni I i ca		
		Temporarily present persons in the Census place					
abroad	Foreigners with residence permit in the Republic of Macedonia, present more than one year	From abroad		From other place of the Republic of Macedonia			
Other absent abroad		Foreigners with residence permit in the Republic of Macedonia, present less than one year	Refugees, persons under humanitarian care etc.	In order to work, attending school etc.	Forced migrated persons		
75	36	6	22	11	-	<b>Ki-evo</b>	
41	3	2	-	6	-	Macedonians	
30	11	-	10	1	-	Albanians	
1	5	1	3	-	-	Turks	
1	3	-	4	4	-	Rhomas	
-	-	-	-	-	-	Vlachs	
-	3	-	4	-	-	Serbs	
1	1	-	-	-	-	Bosniacs	
1	10	3	1	-	-	Others	
1	1	-	1	4	-	<b>Kle- evce</b>	
1	-	-	-	4	-	Macedonians	
-	-	-	-	-	-	Albanians	
-	-	-	-	-	-	Turks	
-	-	-	-	-	-	Rhomas	
-	-	-	-	-	-	Vlachs	
-	1	-	1	-	-	Serbs	
-	-	-	-	-	-	Bosniacs	
-	-	-	-	-	-	Others	
5	39	1	11	-	-	<b>Kondovo</b>	
-	-	-	-	-	-	Macedonians	
5	35	1	8	-	-	Albanians	
-	-	-	-	-	-	Turks	
-	1	-	-	-	-	Rhomas	
-	-	-	-	-	-	Vlachs	
-	-	-	-	-	-	Serbs	
-	2	-	2	-	-	Bosniacs	
-	1	-	1	-	-	Others	
-	3	1	1	1	-	<b>Konopi{te</b>	
-	1	-	1	1	-	Macedonians	
-	-	-	-	-	-	Albanians	
-	-	-	-	-	-	Turks	
-	-	-	-	-	-	Rhomas	
-	-	-	-	-	-	Vlachs	
-	2	-	-	-	-	Serbs	
-	-	-	-	-	-	Bosniacs	
-	-	1	-	-	-	Others	

Tabela 6. Popi { ani l i ca spored i zjasnuvaweto za naci onal nata pri padnost i pri -i ni te za pri sutnost-otsutnost, po pol , ` eni

Table 6. Enumerated persons according to the declaration by ethnic affiliation and reasons for presence-absence, by sex, Female

	Popi { ani l i ca	Vкупно nasel eni e				
		Vкупно	Pri sutni vo mestoto na voobi -aeno ` i veewe	Otsutni vo drugo mesto vo Republ i ka Makedoni ja		Otsutni vo
				Zaradi rabota, { kol uvawe i sl .	Pri si l no rasel eni l i ca	Na rabota kaj stranski rabotodavec i l i na samostojna rabota i l i prestop, do edna godi na
Enumerated persons	Total	Present in the place of usual residence	Absent elsewhere in the Republic of Macedonia		Absent	
			In order to work, attending school etc.	Forced migrated persons	Working for foreign employer's or working independently or staying, up to one year	
<b>Kon-e</b>	<b>1650</b>	<b>1650</b>	<b>1592</b>	<b>50</b>	<b>-</b>	<b>1</b>
Makedonci	1402	1402	1355	43	-	1
Al banci	-	-	-	-	-	-
Turci	244	244	235	7	-	-
Romi	-	-	-	-	-	-
VI asi	-	-	-	-	-	-
Srbi	2	2	1	-	-	-
Bo{ waci	-	-	-	-	-	-
Ostanati	2	2	1	-	-	-
<b>KoseI</b>	<b>675</b>	<b>674</b>	<b>662</b>	<b>10</b>	<b>-</b>	<b>-</b>
Makedonci	671	671	660	10	-	-
Al banci	-	-	-	-	-	-
Turci	-	-	-	-	-	-
Romi	-	-	-	-	-	-
VI asi	-	-	-	-	-	-
Srbi	2	1	1	-	-	-
Bo{ waci	-	-	-	-	-	-
Ostanati	2	2	1	-	-	-
<b>Ko~ani</b>	<b>16745</b>	<b>16732</b>	<b>15987</b>	<b>482</b>	<b>3</b>	<b>121</b>
Makedonci	15446	15438	14752	467	3	102
Al banci	-	-	-	-	-	-
Turci	152	152	150	1	-	1
Romi	965	964	932	7	-	17
VI asi	88	88	85	3	-	-
Srbi	40	37	29	3	-	1
Bo{ waci	2	2	2	-	-	-
Ostanati	52	51	37	1	-	-
<b>Kratovo</b>	<b>5135</b>	<b>5114</b>	<b>4842</b>	<b>228</b>	<b>-</b>	<b>11</b>
Makedonci	5024	5005	4746	227	-	11
Al banci	-	-	-	-	-	-
Turci	6	6	5	1	-	-
Romi	76	76	73	-	-	-
VI asi	1	1	1	-	-	-
Srbi	17	16	9	-	-	-
Bo{ waci	-	-	-	-	-	-
Ostanati	11	10	8	-	-	-



Tabela 6. Popi { ani I i ca spored i zjasnuvaweto za naci onal nata pri padnost i pri ~i ni te za pri sutnost-otsutnost, po pol , ` eni

Table 6. Enumerated persons according to the declaration by ethnic affiliation and reasons for presence-absence, by sex, Female

		Pri vremeno pri sutni I i ca vo mestoto na Popi s				
stranstvo	Stranci so odobreni e za prestop vo Republ i ka Makedoni ja, pri sutni edna godi na i pove}e	Od stranstvo		Od drugo mesto vo Republ i ka Makedoni ja		
Drugi otsutni vo stranstvo		Stranci so odobreni e za prestop vo Republ i ka Makedoni ja, pri sutni pomal ku od edna godi na	Begal ci , humani tar no zgri ` eni I i ca i dr.	Zaradi rabota, { kol uvawe i sl .	Prisi l no rasel eni I i ca	
		Temporarily present persons in the Census place				
abroad	Foreigners with residence permit in the Republic of Macedonia, present more than one year	From abroad		From other place of the Republic of Macedonia		
Other absent abroad		Foreigners with residence permit in the Republic of Macedonia, present less than one year	Refugees, persons under humanitarian care etc.	In order to work, attending school etc.	Forced migrated persons	
3	4	-	-	-	-	<b>Kon-e</b>
2	1	-	-	-	-	Macedonians
-	-	-	-	-	-	Albanians
1	1	-	-	-	-	Turks
-	-	-	-	-	-	Rhomas
-	-	-	-	-	-	Vlachs
-	1	-	-	-	-	Serbs
-	-	-	-	-	-	Bosniacs
-	1	-	-	-	-	Others
1	1	-	1	-	-	<b>Kosel</b>
1	-	-	-	-	-	Macedonians
-	-	-	-	-	-	Albanians
-	-	-	-	-	-	Turks
-	-	-	-	-	-	Rhomas
-	-	-	-	-	-	Vlachs
-	-	-	1	-	-	Serbs
-	-	-	-	-	-	Bosniacs
-	1	-	-	-	-	Others
114	25	1	1	11	-	<b>Ko-ani</b>
110	4	-	-	8	-	Macedonians
-	-	-	-	-	-	Albanians
-	-	-	-	-	-	Turks
2	6	-	-	1	-	Rhomas
-	-	-	-	-	-	Vlachs
1	3	-	1	2	-	Serbs
-	-	-	-	-	-	Bosniacs
1	12	1	-	-	-	Others
18	15	-	2	18	1	<b>Kratovo</b>
16	5	-	1	17	1	Macedonians
-	-	-	-	-	-	Albanians
-	-	-	-	-	-	Turks
2	1	-	-	-	-	Rhomas
-	-	-	-	-	-	Vlachs
-	7	-	1	-	-	Serbs
-	-	-	-	-	-	Bosniacs
-	2	-	-	1	-	Others

Tabela 6. Popi { ani l i ca spored i zjasnuvaweto za naci onal nata pri padnost i pri -i ni te za pri sutnost-otsutnost, po pol , ` eni  
Table 6. Enumerated persons according to the declaration by ethnic affiliation and reasons for presence-absence, by sex, Female

	Popi { ani l i ca	Vкупно nasel eni e				
		Vкупно	Pri sutni vo mestoto na voobi -aeno ` i veewe	Otsutni vo drugo mesto vo Republ i ka Makedoni ja		Otsutni vo
				Zaradi rabota, { kol uvawe i sl .	Pri si l no rasel eni l i ca	Na rabota kaj stranski rabotodavec i l i na samostojna rabota i l i pre stoj, do edna godi na
Enumerated persons	Total	Present in the place of usual residence	Absent elsewhere in the Republic of Macedonia		Absent	
			In order to work, attending school etc.	Forced migrated persons	Working for foreign employer's or working independently or staying, up to one year	
<b>Kri va Pal anka</b>	<b>10112</b>	<b>10093</b>	<b>9603</b>	<b>417</b>	<b>2</b>	<b>18</b>
Makedonci	9686	9670	9210	411	2	18
Al banci	-	-	-	-	-	-
Turci	1	1	1	-	-	-
Romi	338	338	327	6	-	-
VI asi	2	2	2	-	-	-
Srbi	59	57	45	-	-	-
Bo{ waci	1	1	1	-	-	-
Ostanati	25	24	17	-	-	-
<b>Kri voga{ tani</b>	<b>2852</b>	<b>2847</b>	<b>2804</b>	<b>30</b>	<b>-</b>	<b>6</b>
Makedonci	2839	2834	2793	30	-	6
Al banci	-	-	-	-	-	-
Turci	-	-	-	-	-	-
Romi	4	4	4	-	-	-
VI asi	-	-	-	-	-	-
Srbi	5	5	4	-	-	-
Bo{ waci	-	-	-	-	-	-
Ostanati	4	4	3	-	-	-
<b>Kru{ evo</b>	<b>4798</b>	<b>4766</b>	<b>4591</b>	<b>132</b>	<b>2</b>	<b>15</b>
Makedonci	3065	3044	2929	91	2	12
Al banci	990	983	966	7	-	3
Turci	155	154	149	2	-	-
Romi	-	-	-	-	-	-
VI asi	480	478	443	32	-	-
Srbi	17	17	17	-	-	-
Bo{ waci	73	72	71	-	-	-
Ostanati	18	18	16	-	-	-
<b>Kukl i {</b>	<b>2130</b>	<b>2127</b>	<b>2106</b>	<b>15</b>	<b>-</b>	<b>3</b>
Makedonci	2025	2022	2005	13	-	3
Al banci	-	-	-	-	-	-
Turci	100	100	98	2	-	-
Romi	-	-	-	-	-	-
VI asi	-	-	-	-	-	-
Srbi	4	4	2	-	-	-
Bo{ waci	-	-	-	-	-	-
Ostanati	1	1	1	-	-	-

Tabela 6. Popi { ani I i ca spored i zjasnuvaweto za naci onal nata pri padnost i pri ~i ni te za pri sutnost-otsutnost, po pol , ` eni

Table 6. Enumerated persons according to the declaration by ethnic affiliation and reasons for presence-absence, by sex, Female

		Pri vremeno pri sutni I i ca vo mestoto na Popi s					
stranstvo	Stranci so odobreni e za prestop vo Republ i ka Makedoni ja, pri sutni edna godi na i pove}e	Od stranstvo		Od drugo mesto vo Republ i ka Makedoni ja			
Drugi otsutni vo stranstvo		Stranci so odobreni e za prestop vo Republ i ka Makedoni ja, pri sutni pomal ku od edna godi na	Begal ci , humani tar no zgri ` eni I i ca i dr.	Zaradi rabota, { kol uvawe i sl .	Prisi l no rasel eni I i ca		
		Temporarily present persons in the Census place					
abroad	Foreigners with residence permit in the Republic of Macedonia, present more than one year	From abroad		From other place of the Republic of Macedonia			
Other absent abroad		Foreigners with residence permit in the Republic of Macedonia, present less than one year	Refugees, persons under humanitarian care etc.	In order to work, attending school etc.	Forced migrated persons		
26	27	3	-	16	-	<b>Kriva Palanka</b>	
23	6	-	-	16	-	Macedonians	
-	-	-	-	-	-	Albanians	
-	-	-	-	-	-	Turks	
1	4	-	-	-	-	Rhomas	
-	-	-	-	-	-	Vlachs	
1	11	2	-	-	-	Serbs	
-	-	-	-	-	-	Bosniacs	
1	6	1	-	-	-	Others	
<b>3</b>	<b>4</b>	<b>1</b>	-	<b>4</b>	-	<b>Krivoga{tani</b>	
3	2	1	-	4	-	Macedonians	
-	-	-	-	-	-	Albanians	
-	-	-	-	-	-	Turks	
-	-	-	-	-	-	Rhomas	
-	-	-	-	-	-	Vlachs	
-	1	-	-	-	-	Serbs	
-	-	-	-	-	-	Bosniacs	
-	1	-	-	-	-	Others	
<b>15</b>	<b>11</b>	-	<b>9</b>	<b>22</b>	<b>1</b>	<b>Kru{evo</b>	
8	2	-	-	20	1	Macedonians	
1	6	-	7	-	-	Albanians	
3	-	-	1	-	-	Turks	
-	-	-	-	-	-	Rhomas	
3	-	-	-	2	-	Vlachs	
-	-	-	-	-	-	Serbs	
-	1	-	1	-	-	Bosniacs	
-	2	-	-	-	-	Others	
-	<b>3</b>	-	<b>1</b>	<b>2</b>	-	<b>Kukli{</b>	
-	1	-	1	2	-	Macedonians	
-	-	-	-	-	-	Albanians	
-	-	-	-	-	-	Turks	
-	-	-	-	-	-	Rhomas	
-	-	-	-	-	-	Vlachs	
-	2	-	-	-	-	Serbs	
-	-	-	-	-	-	Bosniacs	
-	-	-	-	-	-	Others	

Tabela 6. Popi { ani l i ca spored i zjasnuvaweto za naci onal nata pri padnost i pri -i ni te za pri sutnost-otsutnost, po pol , ` eni  
Table 6. Enumerated persons according to the declaration by ethnic affiliation and reasons for presence-absence, by sex, Female

	Popi { ani l i ca	Vkupno nasel eni e				
		Vkupno	Pri sutni vo mestoto na voobi -aeno ` i veewe	Otsutni vo drugo mesto vo Republ i ka Makedoni ja		Otsutni vo
				Zaradi rabota, { kol uvawe i sl .	Pri si l no rasel eni l i ca	Na rabota kaj stranski rabotodavec i l i na samostojna rabota i l i prestoj, do edna godi na
Enumerated persons	Total	Present in the place of usual residence	Absent elsewhere in the Republic of Macedonia		Absent	
			In order to work, attending school etc.	Forced migrated persons	Working for foreign employer's or working independently or staying, up to one year	
<b>Kukure~ani</b>	<b>1194</b>	<b>1193</b>	<b>1175</b>	<b>13</b>	<b>-</b>	<b>1</b>
Makedonci	1158	1157	1143	9	-	1
Al banci	22	22	18	4	-	-
Turci	1	1	1	-	-	-
Romi	8	8	8	-	-	-
VI asi	-	-	-	-	-	-
Srbi	2	2	2	-	-	-
Bo{ waci	-	-	-	-	-	-
Ostanati	3	3	3	-	-	-
<b>Kumanovo</b>	<b>51859</b>	<b>51244</b>	<b>49763</b>	<b>481</b>	<b>15</b>	<b>363</b>
Makedonci	31067	30930	30413	321	5	51
Al banci	13679	13443	12736	105	2	297
Turci	128	127	122	3	-	-
Romi	2149	2108	2054	5	-	6
VI asi	78	77	72	3	-	-
Srbi	4386	4203	4049	40	8	9
Bo{ waci	15	15	12	-	-	-
Ostanati	357	341	305	4	-	-
<b>Labuni { ta</b>	<b>4703</b>	<b>4699</b>	<b>4632</b>	<b>31</b>	<b>-</b>	<b>22</b>
Makedonci	588	588	558	18	-	9
Al banci	2622	2620	2602	8	-	2
Turci	859	858	849	1	-	6
Romi	3	3	3	-	-	-
VI asi	2	2	2	-	-	-
Srbi	1	1	1	-	-	-
Bo{ waci	33	33	33	-	-	-
Ostanati	595	594	584	4	-	5
<b>Li pkovo</b>	<b>13528</b>	<b>13299</b>	<b>12799</b>	<b>75</b>	<b>323</b>	<b>5</b>
Makedonci	88	87	7	-	79	-
Al banci	13156	12946	12698	75	77	5
Turci	1	-	-	-	-	-
Romi	-	-	-	-	-	-
VI asi	-	-	-	-	-	-
Srbi	172	171	6	-	164	-
Bo{ waci	7	6	5	-	-	-
Ostanati	104	89	83	-	3	-

Tabela 6. Popi { ani I i ca spored i zjasnuvaweto za naci onal nata pri padnost i pri ~i ni te za pri sutnost-otsutnost, po pol , ` eni

Table 6. Enumerated persons according to the declaration by ethnic affiliation and reasons for presence-absence, by sex, Female

stranstvo	Stranci so odobreni e za prestop vo Republ i ka Makedoni ja, pri sutni edna godi na i pove}e	Pri vremeno pri sutni I i ca vo mestoto na Popi s				
		Od stranstvo		Od drugo mesto vo Republ i ka Makedoni ja		
		Stranci so odobreni e za prestop vo Republ i ka Makedoni ja, pri sutni pomal ku od edna godi na	Begal ci , humani tar no zgri ` eni I i ca i dr.	Zaradi rabota, { kol uvawe i sl .	Prisi l no rasel eni I i ca	
		Temporarily present persons in the Census place				
abroad	Foreigners with residence permit in the Republic of Macedonia, present more than one year	From abroad		From other place of the Republic of Macedonia		
Other absent abroad	Foreigners with residence permit in the Republic of Macedonia, present less than one year	Refugees, persons under humanitarian care etc.	In order to work, attending school etc.	Forced migrated persons		
4	-	-	-	1	-	<b>Kukure-ani</b>
4	-	-	-	1	-	Macedonians
-	-	-	-	-	-	Albanians
-	-	-	-	-	-	Turks
-	-	-	-	-	-	Rhomas
-	-	-	-	-	-	Vlachs
-	-	-	-	-	-	Serbs
-	-	-	-	-	-	Bosniacs
-	-	-	-	-	-	Others
242	380	19	229	54	313	<b>Kumanovo</b>
118	22	-	5	51	81	Macedonians
76	227	13	159	-	64	Albanians
1	1	-	1	-	-	Turks
8	35	1	40	-	-	Rhomas
2	-	-	-	1	-	Vlachs
35	62	1	14	2	166	Serbs
-	3	-	-	-	-	Bosniacs
2	30	4	10	-	2	Others
13	1	-	3	1	-	<b>Labuni{ta</b>
3	-	-	-	-	-	Macedonians
8	-	-	2	-	-	Albanians
2	-	-	-	1	-	Turks
-	-	-	-	-	-	Rhomas
-	-	-	-	-	-	Vlachs
-	-	-	-	-	-	Serbs
-	-	-	-	-	-	Bosniacs
-	1	-	1	-	-	Others
9	88	3	217	4	5	<b>Lipkovo</b>
-	1	-	1	-	-	Macedonians
8	83	3	198	4	5	Albanians
-	-	-	1	-	-	Turks
-	-	-	-	-	-	Rhomas
-	-	-	-	-	-	Vlachs
1	-	-	1	-	-	Serbs
-	1	-	1	-	-	Bosniacs
-	3	-	15	-	-	Others

Tabela 6. Popi { ani l i ca spored i zjasnuvaweto za naci onal nata pri padnost i pri -i ni te za pri sutnost-otsutnost, po pol , ` eni  
Table 6. Enumerated persons according to the declaration by ethnic affiliation and reasons for presence-absence, by sex, Female

	Popi { ani l i ca	Vкупно nasel eni e				
		Vкупno	Pri sutni vo mestoto na voobi -aeno ` i veewe	Otsutni vo drugo mesto vo Republ i ka Makedoni ja		Otsutni vo
				Zaradi rabota, { kol uvawe i sl .	Pri si l no rasel eni l i ca	Na rabota kaj stranski rabotodavec i l i na samostojna rabota i l i prestop, do edna godi na
Enumerated persons	Total	Present in the place of usual residence	Absent elsewhere in the Republic of Macedonia		Absent	
			In order to work, attending school etc.	Forced migrated persons	Working for foreign employer's or working independently or staying, up to one year	
<b>Lozovo</b>	<b>1357</b>	<b>1354</b>	<b>1301</b>	<b>34</b>	<b>1</b>	-
Makedonci	1186	1185	1142	32	1	-
Al banci	13	13	11	-	-	-
Turci	76	75	75	-	-	-
Romi	-	-	-	-	-	-
VI asi	51	51	50	1	-	-
Srbi	11	11	7	-	-	-
Bo{ waci	14	14	11	1	-	-
Ostanati	6	5	5	-	-	-
<b>Lukovo</b>	<b>729</b>	<b>727</b>	<b>692</b>	<b>26</b>	-	<b>6</b>
Makedonci	721	719	686	26	-	6
Al banci	-	-	-	-	-	-
Turci	-	-	-	-	-	-
Romi	-	-	-	-	-	-
VI asi	-	-	-	-	-	-
Srbi	2	2	2	-	-	-
Bo{ waci	-	-	-	-	-	-
Ostanati	6	6	4	-	-	-
<b>Mavrovi Anovi</b>	<b>479</b>	<b>471</b>	<b>438</b>	<b>26</b>	-	<b>2</b>
Makedonci	279	273	248	23	-	2
Al banci	181	179	172	3	-	-
Turci	9	9	9	-	-	-
Romi	6	6	6	-	-	-
VI asi	-	-	-	-	-	-
Srbi	2	2	2	-	-	-
Bo{ waci	1	1	-	-	-	-
Ostanati	1	1	1	-	-	-
<b>Makedonska Kameni ca</b>	<b>3864</b>	<b>3856</b>	<b>3680</b>	<b>138</b>	-	<b>20</b>
Makedonci	3837	3830	3660	137	-	20
Al banci	-	-	-	-	-	-
Turci	-	-	-	-	-	-
Romi	4	3	2	1	-	-
VI asi	-	-	-	-	-	-
Srbi	12	12	9	-	-	-
Bo{ waci	4	4	4	-	-	-
Ostanati	7	7	5	-	-	-

Tabela 6. Popi { ani I i ca spored i zjasnuvaweto za naci onal nata pri padnost i pri ~i ni te za pri sutnost-otsutnost, po pol , ` eni

Table 6. Enumerated persons according to the declaration by ethnic affiliation and reasons for presence-absence, by sex, Female

		Pri vremeno pri sutni I i ca vo mestoto na Popi s					
stranstvo	Stranci so odobreni e za prestop vo Republ i ka Makedoni ja, pri sutni edna godi na i pove}e	Od stranstvo		Od drugo mesto vo Republ i ka Makedoni ja			
Drugi otsutni vo stranstvo		Stranci so odobreni e za prestop vo Republ i ka Makedoni ja, pri sutni pomal ku od edna godi na	Begal ci , humani tarno zgri ` eni I i ca i dr.	Zaradi rabota, { kol uvawe i sl .	Prisi l no rasel eni I i ca		
		Temporarily present persons in the Census place					
abroad	Foreigners with residence permit in the Republic of Macedonia, present more than one year	From abroad		From other place of the Republic of Macedonia			
Other absent abroad		Foreigners with residence permit in the Republic of Macedonia, present less than one year	Refugees, persons under humanitarian care etc.	In order to work, attending school etc.	Forced migrated persons		
2	16	1	2	-	-	<b>Lozovo</b>	
2	8	1	-	-	-	Macedonians	
-	2	-	-	-	-	Albanians	
-	-	-	1	-	-	Turks	
-	-	-	-	-	-	Rhomas	
-	-	-	-	-	-	Vlachs	
-	4	-	-	-	-	Serbs	
-	2	-	-	-	-	Bosniacs	
-	-	-	1	-	-	Others	
-	3	-	-	2	-	<b>Lukovo</b>	
-	1	-	-	2	-	Macedonians	
-	-	-	-	-	-	Albanians	
-	-	-	-	-	-	Turks	
-	-	-	-	-	-	Rhomas	
-	-	-	-	-	-	Vlachs	
-	-	-	-	-	-	Serbs	
-	-	-	-	-	-	Bosniacs	
-	-	-	-	-	-	Others	
-	2	-	-	-	-	Others	
-	5	-	2	6	-	<b>Mavrovi Anovi</b>	
-	-	-	-	6	-	Macedonians	
-	4	-	2	-	-	Albanians	
-	-	-	-	-	-	Turks	
-	-	-	-	-	-	Rhomas	
-	-	-	-	-	-	Vlachs	
-	-	-	-	-	-	Serbs	
-	1	-	-	-	-	Bosniacs	
-	-	-	-	-	-	Others	
11	7	-	1	7	-	<b>Makedonska Kamenica</b>	
11	2	-	-	7	-	Macedonians	
-	-	-	-	-	-	Albanians	
-	-	-	-	-	-	Turks	
-	-	-	1	-	-	Rhomas	
-	-	-	-	-	-	Vlachs	
-	3	-	-	-	-	Serbs	
-	-	-	-	-	-	Bosniacs	
-	2	-	-	-	-	Others	

Tabela 6. Popi { ani l i ca spored i zjasnuvaweto za naci onal nata pri padnost i pri -i ni te za pri sutnost-otsutnost, po pol , ` eni

Table 6. Enumerated persons according to the declaration by ethnic affiliation and reasons for presence-absence, by sex, Female

	Popi { ani l i ca	Vкупно nasel eni e				
		Vкупно	Pri sutni vo mestoto na voobi -aeno ` i veewe	Otsutni vo drugo mesto vo Republ i ka Makedoni ja		Otsutni vo
				Zaradi rabota, { kol uvawe i sl .	Pri si l no rasel eni l i ca	Na rabota kaj stranski rabotodavec i l i na samostojna rabota i l i pre stoj, do edna godi na
Enumerated persons	Total	Present in the place of usual residence	Absent elsewhere in the Republic of Macedonia		Absent	
			In order to work, attending school etc.	Forced migrated persons	Working for foreign employer's or working independently or staying, up to one year	
<b>Makedonski Brod</b>	<b>2739</b>	<b>2708</b>	<b>2581</b>	<b>113</b>	<b>4</b>	
Makedonci	2642	2612	2486	113	3	
Al banci	-	-	-	-	-	
Turci	82	82	81	-	1	
Romi	2	2	2	-	-	
VI asi	-	-	-	-	-	
Srbi	10	10	10	-	-	
Bo{ waci	2	1	1	-	-	
Ostanati	1	1	1	-	-	
<b>Me{ ei { ta</b>	<b>1288</b>	<b>1281</b>	<b>1242</b>	<b>21</b>	<b>6</b>	
Makedonci	1207	1201	1165	20	6	
Al banci	74	73	73	-	-	
Turci	-	-	-	-	-	
Romi	-	-	-	-	-	
VI asi	1	1	-	1	-	
Srbi	2	2	1	-	-	
Bo{ waci	-	-	-	-	-	
Ostanati	4	4	3	-	-	
<b>Mi ravci</b>	<b>1278</b>	<b>1276</b>	<b>1232</b>	<b>40</b>	<b>-</b>	
Makedonci	1264	1262	1219	40	-	
Al banci	-	-	-	-	-	
Turci	-	-	-	-	-	
Romi	-	-	-	-	-	
VI asi	-	-	-	-	-	
Srbi	12	12	12	-	-	
Bo{ waci	-	-	-	-	-	
Ostanati	2	2	1	-	-	
<b>Mogi l a</b>	<b>2139</b>	<b>2133</b>	<b>2075</b>	<b>31</b>	<b>21</b>	
Makedonci	2113	2107	2049	31	21	
Al banci	13	13	13	-	-	
Turci	5	5	5	-	-	
Romi	3	3	3	-	-	
VI asi	-	-	-	-	-	
Srbi	1	1	1	-	-	
Bo{ waci	-	-	-	-	-	
Ostanati	4	4	4	-	-	



Tabela 6. Popi { ani I i ca spored i zjasnuvaweto za naci onal nata pri padnost i pri ~i ni te za pri sutnost-otsutnost, po pol , ` eni

Table 6. Enumerated persons according to the declaration by ethnic affiliation and reasons for presence-absence, by sex, Female

stranstvo	Stranci so odobreni e za prestop vo Republ i ka Makedoni ja, pri sutni edna godi na i pove}e	Pri vremeno pri sutni I i ca vo mestoto na Popi s				
		Od stranstvo		Od drugo mesto vo Republ i ka Makedoni ja		
		Stranci so odobreni e za prestop vo Republ i ka Makedoni ja, pri sutni pomal ku od edna godi na	Begal ci , humani tar no zgri ` eni I i ca i dr.	Zaradi rabota, { kol uvawe i sl .	Prisi l no rasel eni I i ca	
abroad	Foreigners with residence permit in the Republic of Macedonia, present more than one year	Temporarily present persons in the Census place				
Other absent abroad	Foreigners with residence permit in the Republic of Macedonia, present less than one year	From abroad		From other place of the Republic of Macedonia		
		Foreigners with residence permit in the Republic of Macedonia, present less than one year	Refugees, persons under humanitarian care etc.	In order to work, attending school etc.	Forced migrated persons	
10	-	-	2	29	-	<b>Makedonski Brod</b>
10	-	-	2	28	-	Macedonians
-	-	-	-	-	-	Albanians
-	-	-	-	-	-	Turks
-	-	-	-	-	-	Rhomas
-	-	-	-	-	-	Vlachs
-	-	-	-	-	-	Serbs
-	-	-	-	1	-	Bosniacs
-	-	-	-	-	-	Others
11	1	-	1	5	1	<b>Me{ei{ta</b>
10	-	-	-	5	1	Macedonians
-	-	-	1	-	-	Albanians
-	-	-	-	-	-	Turks
-	-	-	-	-	-	Rhomas
-	-	-	-	-	-	Vlachs
-	1	-	-	-	-	Serbs
-	-	-	-	-	-	Bosniacs
1	-	-	-	-	-	Others
1	3	-	-	2	-	<b>Miravci</b>
1	2	-	-	2	-	Macedonians
-	-	-	-	-	-	Albanians
-	-	-	-	-	-	Turks
-	-	-	-	-	-	Rhomas
-	-	-	-	-	-	Vlachs
-	-	-	-	-	-	Serbs
-	-	-	-	-	-	Bosniacs
-	1	-	-	-	-	Others
4	-	2	-	4	-	<b>Mogila</b>
4	-	2	-	4	-	Macedonians
-	-	-	-	-	-	Albanians
-	-	-	-	-	-	Turks
-	-	-	-	-	-	Rhomas
-	-	-	-	-	-	Vlachs
-	-	-	-	-	-	Serbs
-	-	-	-	-	-	Bosniacs
-	-	-	-	-	-	Others

Tabela 6. Popi { ani l i ca spored i zjasnuvaweto za naci onal nata pri padnost i pri -i ni te za pri sutnost-otsutnost, po pol , ` eni  
Table 6. Enumerated persons according to the declaration by ethnic affiliation and reasons for presence-absence, by sex, Female

	Popi { ani l i ca	Vкупно nasel eni e				
		Vкупно	Pri sutni vo mestoto na voobi -aeno ` i veewe	Otsutni vo drugo mesto vo Republ i ka Makedoni ja		Otsutni vo
				Zaradi rabota, { kol uvawe i sl .	Pri si l no rasel eni l i ca	Na rabota kaj stranski rabotodavec i l i na samostojna rabota i l i prestoj, do edna godi na
Enumerated persons	Total	Present in the place of usual residence	Absent elsewhere in the Republic of Macedonia		Absent	
			In order to work, attending school etc.	Forced migrated persons	Working for foreign employer's or working independently or staying, up to one year	
<b>Murti no</b>	<b>3251</b>	<b>3247</b>	<b>3185</b>	<b>47</b>	<b>-</b>	<b>9</b>
Makedonci	2773	2770	2710	47	-	9
Al banci	1	1	1	-	-	-
Turci	457	456	456	-	-	-
Romi	8	8	8	-	-	-
VI asi	-	-	-	-	-	-
Srbi	7	7	5	-	-	-
Bo{ waci	-	-	-	-	-	-
Ostanati	5	5	5	-	-	-
<b>Negoti no</b>	<b>9450</b>	<b>9435</b>	<b>9013</b>	<b>329</b>	<b>2</b>	<b>5</b>
Makedonci	8790	8777	8397	320	2	5
Al banci	14	14	10	-	-	-
Turci	125	125	124	1	-	-
Romi	206	206	206	-	-	-
VI asi	5	5	5	-	-	-
Srbi	266	264	239	7	-	-
Bo{ waci	1	1	1	-	-	-
Ostanati	43	43	31	1	-	-
<b>Negoti no - Pol o{ ko</b>	<b>8693</b>	<b>8653</b>	<b>8493</b>	<b>5</b>	<b>2</b>	<b>46</b>
Makedonci	8	8	7	-	-	-
Al banci	8631	8594	8443	5	2	46
Turci	2	2	1	-	-	-
Romi	-	-	-	-	-	-
VI asi	-	-	-	-	-	-
Srbi	2	1	1	-	-	-
Bo{ waci	7	7	2	-	-	-
Ostanati	43	41	39	-	-	-
<b>Novaci</b>	<b>1187</b>	<b>1186</b>	<b>1170</b>	<b>12</b>	<b>-</b>	<b>3</b>
Makedonci	1162	1162	1146	12	-	3
Al banci	9	9	9	-	-	-
Turci	15	14	14	-	-	-
Romi	-	-	-	-	-	-
VI asi	1	1	1	-	-	-
Srbi	-	-	-	-	-	-
Bo{ waci	-	-	-	-	-	-
Ostanati	-	-	-	-	-	-

Tabela 6. Popi { ani I i ca spored i zjasnuvaweto za naci onal nata pri padnost i pri ~i ni te za pri sutnost-otsutnost, po pol , ` eni

Table 6. Enumerated persons according to the declaration by ethnic affiliation and reasons for presence-absence, by sex, Female

		Pri vremeno pri sutni I i ca vo mestoto na Popi s					
stranstvo	Stranci so odobreni e za prestop vo Republ i ka Makedoni ja, pri sutni edna godi na i pove}e	Od stranstvo		Od drugo mesto vo Republ i ka Makedoni ja			
Drugi otsutni vo stranstvo		Stranci so odobreni e za prestop vo Republ i ka Makedoni ja, pri sutni pomal ku od edna godi na	Begal ci , humani tar no zgri ` eni I i ca i dr.	Zaradi rabota, { kol uvawe i sl .	Prisi l no rasel eni I i ca		
		Temporarily present persons in the Census place					
abroad	Foreigners with residence permit in the Republic of Macedonia, present more than one year	From abroad		From other place of the Republic of Macedonia			
Other absent abroad		Foreigners with residence permit in the Republic of Macedonia, present less than one year	Refugees, persons under humanitarian care etc.	In order to work, attending school etc.	Forced migrated persons		
2	4	-	1	3	-	<b>Murtino</b>	
2	2	-	-	3	-	Macedonians	
-	-	-	-	-	-	Albanians	
-	-	-	1	-	-	Turks	
-	-	-	-	-	-	Rhomas	
-	-	-	-	-	-	Vlachs	
-	2	-	-	-	-	Serbs	
-	-	-	-	-	-	Bosniacs	
-	-	-	-	-	-	Others	
43	43	-	1	14	-	<b>Negotino</b>	
43	10	-	1	12	-	Macedonians	
-	4	-	-	-	-	Albanians	
-	-	-	-	-	-	Turks	
-	-	-	-	-	-	Rhomas	
-	-	-	-	-	-	Vlachs	
-	18	-	-	2	-	Serbs	
-	-	-	-	-	-	Bosniacs	
-	11	-	-	-	-	Others	
17	90	4	36	-	-	<b>Negotino - Polo{ko</b>	
-	1	-	-	-	-	Macedonians	
17	81	3	34	-	-	Albanians	
-	1	-	-	-	-	Turks	
-	-	-	-	-	-	Rhomas	
-	-	-	-	-	-	Vlachs	
-	-	-	1	-	-	Serbs	
-	5	-	-	-	-	Bosniacs	
-	2	1	1	-	-	Others	
1	-	-	1	-	-	<b>Novaci</b>	
1	-	-	-	-	-	Macedonians	
-	-	-	-	-	-	Albanians	
-	-	-	1	-	-	Turks	
-	-	-	-	-	-	Rhomas	
-	-	-	-	-	-	Vlachs	
-	-	-	-	-	-	Serbs	
-	-	-	-	-	-	Bosniacs	
-	-	-	-	-	-	Others	

Tabela 6. Popi { ani l i ca spored i zjasnuvaweto za naci onal nata pri padnost i pri -i ni te za pri sutnost-otsutnost, po pol , ` eni  
Table 6. Enumerated persons according to the declaration by ethnic affiliation and reasons for presence-absence, by sex, Female

	Popi { ani l i ca	Vкупно nasel eni e				
		Vкупно	Pri sutni vo mestoto na voobi -aeno ` i veewe	Otsutni vo drugo mesto vo Republ i ka Makedoni ja		Otsutni vo
				Zaradi rabota, { kol uvawe i sl .	Pri si l no rasel eni l i ca	Na rabota kaj stranski rabotodavec i l i na samostojna rabota i l i prestoj, do edna godi na
Enumerated persons	Total	Present in the place of usual residence	Absent elsewhere in the Republic of Macedonia		Absent	
			In order to work, attending school etc.	Forced migrated persons	Working for foreign employer's or working independently or staying, up to one year	
<b>Novo Sel o</b>	<b>5783</b>	<b>5782</b>	<b>5474</b>	<b>124</b>	-	<b>136</b>
Makedonci	5747	5746	5455	124	-	134
Al banci	-	-	-	-	-	-
Turci	-	-	-	-	-	-
Romi	1	1	1	-	-	-
VI asi	-	-	-	-	-	-
Srbi	16	16	8	-	-	2
Bo{ waci	2	2	1	-	-	-
Ostanati	17	17	9	-	-	-
<b>Obl e{ evo</b>	<b>2461</b>	<b>2458</b>	<b>2397</b>	<b>40</b>	-	<b>12</b>
Makedonci	2453	2450	2389	40	-	12
Al banci	-	-	-	-	-	-
Turci	-	-	-	-	-	-
Romi	-	-	-	-	-	-
VI asi	5	5	5	-	-	-
Srbi	2	2	2	-	-	-
Bo{ waci	-	-	-	-	-	-
Ostanati	1	1	1	-	-	-
<b>Ora{ ac</b>	<b>593</b>	<b>593</b>	<b>590</b>	<b>3</b>	-	-
Makedonci	585	585	582	3	-	-
Al banci	-	-	-	-	-	-
Turci	-	-	-	-	-	-
Romi	-	-	-	-	-	-
VI asi	-	-	-	-	-	-
Srbi	8	8	8	-	-	-
Bo{ waci	-	-	-	-	-	-
Ostanati	-	-	-	-	-	-
<b>Ori zari</b>	<b>2168</b>	<b>2168</b>	<b>2082</b>	<b>61</b>	<b>2</b>	<b>13</b>
Makedonci	2161	2161	2078	61	2	13
Al banci	1	1	1	-	-	-
Turci	-	-	-	-	-	-
Romi	-	-	-	-	-	-
VI asi	1	1	1	-	-	-
Srbi	2	2	1	-	-	-
Bo{ waci	-	-	-	-	-	-
Ostanati	3	3	1	-	-	-

Tabela 6. Popi { ani I i ca spored i zjasnuvaweto za naci onal nata pri padnost i pri ~i ni te za pri sutnost-otsutnost, po pol , ` eni

Table 6. Enumerated persons according to the declaration by ethnic affiliation and reasons for presence-absence, by sex, Female

		Pri vremeno pri sutni I i ca vo mestoto na Popi s				
stranstvo	Stranci so odobreni e za prestop vo Republ i ka Makedoni ja, pri sutni edna godi na i pove}e	Od stranstvo		Od drugo mesto vo Republ i ka Makedoni ja		
Drugi otsutni vo stranstvo		Stranci so odobreni e za prestop vo Republ i ka Makedoni ja, pri sutni pomal ku od edna godi na	Begal ci , humani tar no zgri ` eni I i ca i dr.	Zaradi rabota, { kol uvawe i sl .	Prisi I no rasel eni I i ca	
		Temporarily present persons in the Census place				
abroad	Foreigners with residence permit in the Republic of Macedonia, present more than one year	From abroad		From other place of the Republic of Macedonia		
Other absent abroad		Foreigners with residence permit in the Republic of Macedonia, present less than one year	Refugees, persons under humanitarian care etc.	In order to work, attending school etc.	Forced migrated persons	
26	22	-	-	1	-	<b>Novo Selo</b>
26	7	-	-	1	-	Macedonians
-	-	-	-	-	-	Albanians
-	-	-	-	-	-	Turks
-	-	-	-	-	-	Rhomas
-	-	-	-	-	-	Vlachs
-	6	-	-	-	-	Serbs
-	1	-	-	-	-	Bosniacs
-	8	-	-	-	-	Others
<b>8</b>	<b>1</b>	-	-	<b>3</b>	-	<b>Oble{evo</b>
8	1	-	-	3	-	Macedonians
-	-	-	-	-	-	Albanians
-	-	-	-	-	-	Turks
-	-	-	-	-	-	Rhomas
-	-	-	-	-	-	Vlachs
-	-	-	-	-	-	Serbs
-	-	-	-	-	-	Bosniacs
-	-	-	-	-	-	Others
-	-	-	-	-	-	<b>Ora{ac</b>
-	-	-	-	-	-	Macedonians
-	-	-	-	-	-	Albanians
-	-	-	-	-	-	Turks
-	-	-	-	-	-	Rhomas
-	-	-	-	-	-	Vlachs
-	-	-	-	-	-	Serbs
-	-	-	-	-	-	Bosniacs
-	-	-	-	-	-	Others
<b>7</b>	<b>3</b>	-	-	-	-	<b>Orizari</b>
7	-	-	-	-	-	Macedonians
-	-	-	-	-	-	Albanians
-	-	-	-	-	-	Turks
-	-	-	-	-	-	Rhomas
-	-	-	-	-	-	Vlachs
-	1	-	-	-	-	Serbs
-	-	-	-	-	-	Bosniacs
-	2	-	-	-	-	Others

Tabela 6. Popi { ani l i ca spored i zjasnuvaweto za naci onal nata pri padnost i pri -i ni te za pri sutnost-otsutnost, po pol , ` eni

Table 6. Enumerated persons according to the declaration by ethnic affiliation and reasons for presence-absence, by sex, Female

	Popi { ani l i ca	Vкупно nasel eni e				
		Vкупно	Pri sutni vo mestoto na voobi -aeno ` i veewe	Otsutni vo drugo mesto vo Republ i ka Makedoni ja		Otsutni vo
				Zaradi rabota, { kol uvawe i sl .	Pri si l no rasel eni l i ca	Na rabota kaj stranski rabotodavec i l i na samostojna rabota i l i pre stoj, do edna godi na
Enumerated persons	Total	Present in the place of usual residence	Absent elsewhere in the Republic of Macedonia		Absent	
			In order to work, attending school etc.	Forced migrated persons	Working for foreign employer's or working independently or staying, up to one year	
<b>Osl omej</b>	<b>5111</b>	<b>5099</b>	<b>4961</b>	<b>57</b>	<b>1</b>	<b>61</b>
Makedonci	55	55	55	-	-	-
Al banci	5029	5017	4880	57	1	61
Turci	-	-	-	-	-	-
Romi	-	-	-	-	-	-
VI asi	-	-	-	-	-	-
Srbi	-	-	-	-	-	-
Bo{ waci	1	1	1	-	-	-
Ostanati	26	26	25	-	-	-
<b>Ohri d</b>	<b>27718</b>	<b>27477</b>	<b>26286</b>	<b>771</b>	<b>2</b>	<b>121</b>
Makedonci	23397	23183	22172	735	1	93
Al banci	1488	1480	1405	14	-	19
Turci	1158	1155	1128	8	-	9
Romi	36	35	34	-	-	-
VI asi	147	147	142	2	-	-
Srbi	204	200	180	4	1	-
Bo{ waci	21	16	14	-	-	-
Ostanati	1267	1261	1211	8	-	-
<b>Petrovec</b>	<b>4196</b>	<b>4005</b>	<b>3905</b>	<b>14</b>	<b>-</b>	<b>5</b>
Makedonci	2054	2046	2037	7	-	2
Al banci	929	919	875	6	-	-
Turci	34	34	33	-	-	-
Romi	177	62	60	-	-	-
VI asi	-	-	-	-	-	-
Srbi	209	206	203	-	-	-
Bo{ waci	706	705	672	-	-	3
Ostanati	87	33	25	1	-	-
<b>Peh-evo</b>	<b>2724</b>	<b>2722</b>	<b>2568</b>	<b>137</b>	<b>1</b>	<b>2</b>
Makedonci	2333	2332	2187	132	1	2
Al banci	-	-	-	-	-	-
Turci	181	181	176	3	-	-
Romi	186	185	183	2	-	-
VI asi	2	2	2	-	-	-
Srbi	9	9	8	-	-	-
Bo{ waci	-	-	-	-	-	-
Ostanati	13	13	12	-	-	-

Tabela 6. Popi { ani I i ca spored i zjasnuvaweto za naci onal nata pri padnost i pri ~i ni te za pri sutnost-otsutnost, po pol , ` eni

Table 6. Enumerated persons according to the declaration by ethnic affiliation and reasons for presence-absence, by sex, Female

		Pri vremeno pri sutni I i ca vo mestoto na Popi s					
stranstvo	Stranci so odobreni e za prestop vo Republ i ka Makedoni ja, pri sutni edna godi na i pove}e	Od stranstvo		Od drugo mesto vo Republ i ka Makedoni ja			
Drugi otsutni vo stranstvo		Stranci so odobreni e za prestop vo Republ i ka Makedoni ja, pri sutni pomal ku od edna godi na	Begal ci , humani tar no zgri ` eni I i ca i dr.	Zaradi rabota, { kol uvawe i sl .	Prisi l no rasel eni I i ca		
		Temporarily present persons in the Census place					
abroad	Foreigners with residence permit in the Republic of Macedonia, present more than one year	From abroad		From other place of the Republic of Macedonia			
Other absent abroad		Foreigners with residence permit in the Republic of Macedonia, present less than one year	Refugees, persons under humanitarian care etc.	In order to work, attending school etc.	Forced migrated persons		
15	4	2	10	-	-	<b>Oslomej</b>	
-	-	-	-	-	-	Macedonians	
15	3	2	10	-	-	Albanians	
-	-	-	-	-	-	Turks	
-	-	-	-	-	-	Rhomas	
-	-	-	-	-	-	Vlachs	
-	-	-	-	-	-	Serbs	
-	-	-	-	-	-	Bosniacs	
-	1	-	-	-	-	Others	
<b>229</b>	<b>68</b>	<b>4</b>	<b>8</b>	<b>226</b>	<b>3</b>	<b>Ohrid</b>	
174	8	-	-	211	3	Macedonians	
32	10	2	2	4	-	Albanians	
9	1	-	-	3	-	Turks	
-	1	-	1	-	-	Rhomas	
3	-	-	-	-	-	Vlachs	
5	10	-	1	3	-	Serbs	
-	2	-	4	1	-	Bosniacs	
6	36	2	-	4	-	Others	
<b>11</b>	<b>70</b>	<b>2</b>	<b>180</b>	<b>4</b>	<b>5</b>	<b>Petrovec</b>	
-	-	-	-	4	4	Macedonians	
-	38	2	7	-	1	Albanians	
-	1	-	-	-	-	Turks	
-	2	-	115	-	-	Rhomas	
-	-	-	-	-	-	Vlachs	
1	2	-	3	-	-	Serbs	
9	21	-	1	-	-	Bosniacs	
1	6	-	54	-	-	Others	
<b>11</b>	<b>3</b>	-	<b>1</b>	<b>1</b>	-	<b>Peh-evo</b>	
10	-	-	-	1	-	Macedonians	
-	-	-	-	-	-	Albanians	
1	1	-	-	-	-	Turks	
-	-	-	1	-	-	Rhomas	
-	-	-	-	-	-	Vlachs	
-	1	-	-	-	-	Serbs	
-	-	-	-	-	-	Bosniacs	
-	1	-	-	-	-	Others	

Tabela 6. Popi { ani l i ca spored i zjasnuvaweto za naci onal nata pri padnost i pri -i ni te za pri sutnost-otsutnost, po pol , ` eni

Table 6. Enumerated persons according to the declaration by ethnic affiliation and reasons for presence-absence, by sex, Female

	Popi { ani l i ca	Vkupno nasel eni e				
		Vkupno	Pri sutni vo mestoto na voobi -aeno ` i veewe	Otsutni vo drugo mesto vo Republ i ka Makedoni ja		Otsutni vo
				Zaradi rabota, { kol uvawe i sl .	Pri si l no rasel eni l i ca	Na rabota kaj stranski rabotodavec i l i na samostojna rabota i l i prestop, do edna godi na
Enumerated persons	Total	Present in the place of usual residence	Absent elsewhere in the Republic of Macedonia		Absent	
			In order to work, attending school etc.	Forced migrated persons	Working for foreign employer's or working independently or staying, up to one year	
<b>PI asni ca</b>	<b>2280</b>	<b>2277</b>	<b>2242</b>	<b>7</b>	<b>2</b>	<b>21</b>
Makedonci	18	18	17	1	-	-
Al banci	14	14	13	-	-	-
Turci	2224	2222	2189	6	2	21
Romi	-	-	-	-	-	-
VI asi	-	-	-	-	-	-
Srbi	-	-	-	-	-	-
Bo{ waci	-	-	-	-	-	-
Ostanati	24	23	23	-	-	-
<b>Podare{</b>	<b>1805</b>	<b>1804</b>	<b>1746</b>	<b>54</b>	-	<b>1</b>
Makedonci	1796	1795	1738	54	-	1
Al banci	-	-	-	-	-	-
Turci	6	6	6	-	-	-
Romi	-	-	-	-	-	-
VI asi	-	-	-	-	-	-
Srbi	2	2	2	-	-	-
Bo{ waci	-	-	-	-	-	-
Ostanati	1	1	-	-	-	-
<b>Pri l ep</b>	<b>37049</b>	<b>36635</b>	<b>35639</b>	<b>659</b>	<b>10</b>	<b>59</b>
Makedonci	34540	34150	33221	648	10	52
Al banci	12	12	11	-	-	-
Turci	62	61	59	1	-	-
Romi	2168	2160	2142	8	-	5
VI asi	12	11	11	-	-	-
Srbi	100	96	83	-	-	1
Bo{ waci	13	9	9	-	-	-
Ostanati	142	136	103	2	-	1
<b>Probi { tip</b>	<b>6291</b>	<b>6272</b>	<b>5887</b>	<b>328</b>	<b>6</b>	<b>6</b>
Makedonci	6193	6174	5811	320	6	6
Al banci	-	-	-	-	-	-
Turci	2	2	2	-	-	-
Romi	17	17	16	-	-	-
VI asi	13	13	12	1	-	-
Srbi	40	40	28	5	-	-
Bo{ waci	1	1	1	-	-	-
Ostanati	25	25	17	2	-	-



Tabela 6. Popi { ani I i ca spored i zjasnuvaweto za naci onal nata pri padnost i pri ~i ni te za pri sutnost-otsutnost, po pol , ` eni

Table 6. Enumerated persons according to the declaration by ethnic affiliation and reasons for presence-absence, by sex, Female

		Pri vremeno pri sutni I i ca vo mestoto na Popi s					
stranstvo	Stranci so odobreni e za prestop vo Republ i ka Makedoni ja, pri sutni edna godi na i pove}e	Od stranstvo		Od drugo mesto vo Republ i ka Makedoni ja			
Drugi otsutni vo stranstvo		Stranci so odobreni e za prestop vo Republ i ka Makedoni ja, pri sutni pomal ku od edna godi na	Begal ci , humani tar no zgri ` eni I i ca i dr.	Zaradi rabota, { kol uvawe i sl .	Prisi l no rasel eni I i ca		
		Temporarily present persons in the Census place					
abroad	Foreigners with residence permit in the Republic of Macedonia, present more than one year	From abroad		From other place of the Republic of Macedonia			
Other absent abroad		Foreigners with residence permit in the Republic of Macedonia, present less than one year	Refugees, persons under humanitarian care etc.	In order to work, attending school etc.	Forced migrated persons		
3	2	-	3	-	-	<b>Plasnica</b>	
-	-	-	-	-	-	Macedonians	
-	1	-	-	-	-	Albanians	
3	1	-	2	-	-	Turks	
-	-	-	-	-	-	Rhomas	
-	-	-	-	-	-	Vlachs	
-	-	-	-	-	-	Serbs	
-	-	-	-	-	-	Bosniacs	
-	-	-	1	-	-	Others	
2	1	-	-	1	-	<b>Podare{</b>	
2	-	-	-	1	-	Macedonians	
-	-	-	-	-	-	Albanians	
-	-	-	-	-	-	Turks	
-	-	-	-	-	-	Rhomas	
-	-	-	-	-	-	Vlachs	
-	-	-	-	-	-	Serbs	
-	-	-	-	-	-	Bosniacs	
-	1	-	-	-	-	Others	
208	60	11	8	392	3	<b>Prilep</b>	
205	14	5	2	380	3	Macedonians	
-	1	-	-	-	-	Albanians	
-	1	-	1	-	-	Turks	
2	3	1	3	4	-	Rhomas	
-	-	-	-	1	-	Vlachs	
1	11	1	2	1	-	Serbs	
-	-	-	-	4	-	Bosniacs	
-	30	4	-	2	-	Others	
24	21	-	-	19	-	<b>Probi{tip</b>	
24	7	-	-	19	-	Macedonians	
-	-	-	-	-	-	Albanians	
-	-	-	-	-	-	Turks	
-	1	-	-	-	-	Rhomas	
-	-	-	-	-	-	Vlachs	
-	7	-	-	-	-	Serbs	
-	-	-	-	-	-	Bosniacs	
-	6	-	-	-	-	Others	

Tabela 6. Popi { ani l i ca spored i zjasnuvaweto za naci onal nata pri padnost i pri -i ni te za pri sutnost-otsutnost, po pol , ` eni  
Table 6. Enumerated persons according to the declaration by ethnic affiliation and reasons for presence-absence, by sex, Female

	Popi { ani l i ca	Vкупно nasel eni e				
		Vкупно	Pri sutni vo mestoto na voobi -aeno ` i veewe	Otsutni vo drugo mesto vo Republ i ka Makedoni ja		Otsutni vo
				Zaradi rabota, { kol uvawe i sl .	Pri si l no rasel eni l i ca	Na rabota kaj stranski rabotodavec i l i na samostojna rabota i l i pre stoj, do edna godi na
Enumerated persons	Total	Present in the place of usual residence	Absent elsewhere in the Republic of Macedonia		Absent	
			In order to work, attending school etc.	Forced migrated persons	Working for foreign employer's or working independently or staying, up to one year	
<b>Radovi {</b>	<b>11999</b>	<b>11986</b>	<b>11444</b>	<b>399</b>	-	<b>58</b>
Makedonci	9817	9804	9299	385	-	54
Al banci	1	1	1	-	-	-
Turci	1969	1969	1950	6	-	4
Romi	131	131	129	1	-	-
VI asi	13	13	10	3	-	-
Srbi	40	40	34	3	-	-
Bo{ waci	1	1	1	-	-	-
Ostanati	27	27	20	1	-	-
<b>Rankovce</b>	<b>1970</b>	<b>1967</b>	<b>1880</b>	<b>76</b>	-	<b>3</b>
Makedonci	1934	1931	1851	75	-	3
Al banci	-	-	-	-	-	-
Turci	-	-	-	-	-	-
Romi	19	19	19	-	-	-
VI asi	-	-	-	-	-	-
Srbi	9	9	7	-	-	-
Bo{ waci	-	-	-	-	-	-
Ostanati	8	8	3	1	-	-
<b>Resen</b>	<b>8456</b>	<b>8412</b>	<b>8095</b>	<b>245</b>	<b>1</b>	<b>2</b>
Makedonci	6461	6426	6180	212	-	2
Al banci	758	754	712	21	-	-
Turci	897	895	882	6	-	-
Romi	84	84	81	1	-	-
VI asi	7	6	4	2	-	-
Srbi	37	37	32	1	1	-
Bo{ waci	1	1	-	-	-	-
Ostanati	211	209	204	2	-	-
<b>Rosoman</b>	<b>2000</b>	<b>1991</b>	<b>1929</b>	<b>55</b>	<b>1</b>	-
Makedonci	1788	1783	1730	48	1	-
Al banci	-	-	-	-	-	-
Turci	-	-	-	-	-	-
Romi	2	1	1	-	-	-
VI asi	-	-	-	-	-	-
Srbi	194	193	184	7	-	-
Bo{ waci	-	-	-	-	-	-
Ostanati	16	14	14	-	-	-

Tabela 6. Popi { ani I i ca spored i zjasnuvaweto za naci onal nata pri padnost i pri ~i ni te za pri sutnost-otsutnost, po pol , ` eni

Table 6. Enumerated persons according to the declaration by ethnic affiliation and reasons for presence-absence, by sex, Female

		Pri vremeno pri sutni I i ca vo mestoto na Popi s				
stranstvo	Stranci so odobreni e za prestop vo Republ i ka Makedoni ja, pri sutni edna godi na i pove}e	Od stranstvo		Od drugo mesto vo Republ i ka Makedoni ja		
Drugi otsutni vo stranstvo		Stranci so odobreni e za prestop vo Republ i ka Makedoni ja, pri sutni pomal ku od edna godi na	Begal ci , humani tar no zgri ` eni I i ca i dr.	Zaradi rabota, { kol uvawe i sl .	Prisi l no rasel eni I i ca	
		Temporarily present persons in the Census place				
abroad	Foreigners with residence permit in the Republic of Macedonia, present more than one year	From abroad		From other place of the Republic of Macedonia		
Other absent abroad		Foreigners with residence permit in the Republic of Macedonia, present less than one year	Refugees, persons under humanitarian care etc.	In order to work, attending school etc.	Forced migrated persons	
65	20	-	-	11	2	<b>Radovi{</b>
62	4	-	-	11	2	Macedonians
-	-	-	-	-	-	Albanians
3	6	-	-	-	-	Turks
-	1	-	-	-	-	Rhomas
-	-	-	-	-	-	Vlachs
-	3	-	-	-	-	Serbs
-	-	-	-	-	-	Bosniacs
-	6	-	-	-	-	Others
2	6	-	-	3	-	<b>Rankovce</b>
2	-	-	-	3	-	Macedonians
-	-	-	-	-	-	Albanians
-	-	-	-	-	-	Turks
-	-	-	-	-	-	Rhomas
-	-	-	-	-	-	Vlachs
-	2	-	-	-	-	Serbs
-	-	-	-	-	-	Bosniacs
-	4	-	-	-	-	Others
43	26	3	-	40	1	<b>Resen</b>
26	6	-	-	34	1	Macedonians
13	8	2	-	2	-	Albanians
3	4	-	-	2	-	Turks
-	2	-	-	-	-	Rhomas
-	-	-	-	1	-	Vlachs
-	3	-	-	-	-	Serbs
-	1	-	-	-	-	Bosniacs
1	2	1	-	1	-	Others
4	2	-	4	5	-	<b>Rosoman</b>
4	-	-	-	5	-	Macedonians
-	-	-	-	-	-	Albanians
-	-	-	-	-	-	Turks
-	-	-	1	-	-	Rhomas
-	-	-	-	-	-	Vlachs
-	2	-	1	-	-	Serbs
-	-	-	-	-	-	Bosniacs
-	-	-	2	-	-	Others

Tabela 6. Popi { ani l i ca spored i zjasnuvaweto za naci onal nata pri padnost i pri -i ni te za pri sutnost-otsutnost, po pol , ` eni

Table 6. Enumerated persons according to the declaration by ethnic affiliation and reasons for presence-absence, by sex, Female

	Popi { ani l i ca	Vkupno nasel eni e				
		Vkupno	Pri sutni vo mestoto na voobi -aeno ` i veewe	Otsutni vo drugo mesto vo Republ i ka Makedoni ja		Otsutni vo
				Zaradi rabota, { kol uvawe i sl .	Pri si l no rasel eni l i ca	Na rabota kaj stranski rabotodavec i l i na samostojna rabota i l i prestop, do edna godi na
Enumerated persons	Total	Present in the place of usual residence	Absent elsewhere in the Republic of Macedonia		Absent	
			In order to work, attending school etc.	Forced migrated persons	Working for foreign employer's or working independently or staying, up to one year	
<b>Rostu{ a</b>	<b>4743</b>	<b>4729</b>	<b>4662</b>	<b>29</b>	-	<b>30</b>
Makedonci	2618	2615	2577	24	-	13
Al banci	572	565	559	-	-	2
Turci	1507	1505	1483	5	-	15
Romi	1	1	1	-	-	-
VI asi	-	-	-	-	-	-
Srbi	1	1	1	-	-	-
Bo{ waci	11	10	10	-	-	-
Ostanati	33	32	31	-	-	-
<b>Samokov</b>	<b>739</b>	<b>727</b>	<b>696</b>	<b>28</b>	-	<b>3</b>
Makedonci	730	718	687	28	-	3
Al banci	-	-	-	-	-	-
Turci	-	-	-	-	-	-
Romi	-	-	-	-	-	-
VI asi	-	-	-	-	-	-
Srbi	6	6	6	-	-	-
Bo{ waci	-	-	-	-	-	-
Ostanati	3	3	3	-	-	-
<b>Saraj</b>	<b>11994</b>	<b>11938</b>	<b>11739</b>	<b>5</b>	<b>4</b>	<b>106</b>
Makedonci	681	679	676	1	-	-
Al banci	10557	10544	10387	4	4	98
Turci	13	13	13	-	-	-
Romi	141	101	98	-	-	-
VI asi	-	-	-	-	-	-
Srbi	15	15	14	-	-	-
Bo{ waci	526	526	496	-	-	5
Ostanati	61	60	55	-	-	3
<b>Sveti Ni kol e</b>	<b>8935</b>	<b>8926</b>	<b>8510</b>	<b>325</b>	<b>1</b>	<b>32</b>
Makedonci	8664	8656	8268	319	1	32
Al banci	-	-	-	-	-	-
Turci	41	41	39	1	-	-
Romi	40	39	34	-	-	-
VI asi	122	122	116	5	-	-
Srbi	52	52	45	-	-	-
Bo{ waci	1	1	-	-	-	-
Ostanati	15	15	8	-	-	-

Tabela 6. Popi { ani I i ca spored i zjasnuvaweto za naci onal nata pri padnost i pri ~i ni te za pri sutnost-otsutnost, po pol , ` eni

Table 6. Enumerated persons according to the declaration by ethnic affiliation and reasons for presence-absence, by sex, Female

		Pri vremeno pri sutni I i ca vo mestoto na Popi s					
stranstvo		Od stranstvo		Od drugo mesto vo Republ i ka Makedoni ja			
Drugi otsutni vo stranstvo		Stranci so odobreni e za prestoj vo Republ i ka Makedoni ja, pri sutni odna godi na i pove}e	Begal ci , humani tar no zgri ` eni I i ca i dr.	Zaradi rabota, { kol uvawe i sl .	Prisi l no rasel eni I i ca		
		Temporarily present persons in the Census place					
abroad		From abroad		From other place of the Republic of Macedonia			
Other absent abroad		Foreigners with residence permit in the Republic of Macedonia, present more than one year	Refugees, persons under humanitarian care etc.	In order to work, attending school etc.	Forced migrated persons		
3	5	2	10	2	-	<b>Rostu{a</b>	
-	1	-	1	2	-	Macedonians	
1	3	-	7	-	-	Albanians	
2	-	1	1	-	-	Turks	
-	-	-	-	-	-	Rhomas	
-	-	-	-	-	-	Vlachs	
-	-	-	-	-	-	Serbs	
-	-	-	1	-	-	Bosniacs	
-	1	1	-	-	-	Others	
-	-	-	-	10	2	<b>Samokov</b>	
-	-	-	-	10	2	Macedonians	
-	-	-	-	-	-	Albanians	
-	-	-	-	-	-	Turks	
-	-	-	-	-	-	Rhomas	
-	-	-	-	-	-	Vlachs	
-	-	-	-	-	-	Serbs	
-	-	-	-	-	-	Bosniacs	
-	-	-	-	-	-	Others	
10	74	3	12	-	41	<b>Saraj</b>	
-	2	-	-	-	2	Macedonians	
8	43	3	10	-	-	Albanians	
-	-	-	-	-	-	Turks	
-	3	-	1	-	39	Rhomas	
-	-	-	-	-	-	Vlachs	
-	1	-	-	-	-	Serbs	
1	24	-	-	-	-	Bosniacs	
1	1	-	1	-	-	Others	
24	34	-	3	6	-	<b>Sveti Nikole</b>	
21	15	-	2	6	-	Macedonians	
-	-	-	-	-	-	Albanians	
-	1	-	-	-	-	Turks	
1	4	-	1	-	-	Rhomas	
1	-	-	-	-	-	Vlachs	
1	6	-	-	-	-	Serbs	
-	1	-	-	-	-	Bosniacs	
-	7	-	-	-	-	Others	

Tabela 6. Popi { ani l i ca spored i zjasnuvaweto za naci onal nata pri padnost i pri -i ni te za pri sutnost-otsutnost, po pol , ` eni

Table 6. Enumerated persons according to the declaration by ethnic affiliation and reasons for presence-absence, by sex, Female

	Popi { ani l i ca	Vкупно nasel eni e				
		Vкупно	Pri sutni vo mestoto na voobi -aeno ` i veewe	Otsutni vo drugo mesto vo Republ i ka Makedoni ja		Otsutni vo
				Zaradi rabota, { kol uvawe i sl .	Pri si l no rasel eni l i ca	Na rabota kaj stranski rabotodavec i l i na samostojna rabota i l i pre stoj, do edna godi na
Enumerated persons	Total	Present in the place of usual residence	Absent elsewhere in the Republic of Macedonia		Absent	
			In order to work, attending school etc.	Forced migrated persons	Working for foreign employer's or working independently or staying, up to one year	
<b>Sopi { te</b>	<b>4642</b>	<b>4637</b>	<b>4589</b>	<b>9</b>	<b>1</b>	<b>8</b>
Makedonci	3469	3468	3443	8	1	4
Al banci	966	963	950	1	-	4
Turci	130	130	130	-	-	-
Romi	-	-	-	-	-	-
VI asi	6	6	6	-	-	-
Srbi	40	40	36	-	-	-
Bo{ waci	-	-	-	-	-	-
Ostanati	31	30	24	-	-	-
<b>Sopotni ca</b>	<b>1156</b>	<b>1150</b>	<b>1119</b>	<b>23</b>	-	<b>2</b>
Makedonci	1149	1144	1115	23	-	2
Al banci	-	-	-	-	-	-
Turci	-	-	-	-	-	-
Romi	-	-	-	-	-	-
VI asi	-	-	-	-	-	-
Srbi	4	3	1	-	-	-
Bo{ waci	-	-	-	-	-	-
Ostanati	3	3	3	-	-	-
<b>Srbi novo</b>	<b>1812</b>	<b>1792</b>	<b>1598</b>	<b>7</b>	-	<b>152</b>
Makedonci	45	45	44	-	-	1
Al banci	1764	1744	1552	7	-	151
Turci	1	1	1	-	-	-
Romi	-	-	-	-	-	-
VI asi	-	-	-	-	-	-
Srbi	-	-	-	-	-	-
Bo{ waci	-	-	-	-	-	-
Ostanati	2	2	1	-	-	-
<b>Star Dojran</b>	<b>1720</b>	<b>1698</b>	<b>1604</b>	<b>70</b>	-	<b>1</b>
Makedonci	1347	1330	1259	63	-	1
Al banci	7	6	6	-	-	-
Turci	191	187	181	3	-	-
Romi	25	25	23	-	-	-
VI asi	1	1	1	-	-	-
Srbi	134	134	121	3	-	-
Bo{ waci	2	2	2	-	-	-
Ostanati	13	13	11	1	-	-

Tabela 6. Popi { ani I i ca spored i zjasnuvaweto za naci onal nata pri padnost i pri ~i ni te za pri sutnost-otsutnost, po pol , ` eni

Table 6. Enumerated persons according to the declaration by ethnic affiliation and reasons for presence-absence, by sex, Female

		Pri vremeno pri sutni I i ca vo mestoto na Popi s					
stranstvo	Stranci so odobreni e za prestop vo Republ i ka Makedoni ja, pri sutni edna godi na i pove}e	Od stranstvo		Od drugo mesto vo Republ i ka Makedoni ja			
Drugi otsutni vo stranstvo		Stranci so odobreni e za prestop vo Republ i ka Makedoni ja, pri sutni pomal ku od edna godi na	Begal ci , humani tar no zgri ` eni I i ca i dr.	Zaradi rabota, { kol uvawe i sl .	Prisi l no rasel eni I i ca		
		Temporarily present persons in the Census place					
abroad	Foreigners with residence permit in the Republic of Macedonia, present more than one year	From abroad		From other place of the Republic of Macedonia			
Other absent abroad		Foreigners with residence permit in the Republic of Macedonia, present less than one year	Refugees, persons under humanitarian care etc.	In order to work, attending school etc.	Forced migrated persons		
18	12	1	2	2	-	<b>Sopi{te</b>	
12	-	-	-	1	-	Macedonians	
5	3	-	2	1	-	Albanians	
-	-	-	-	-	-	Turks	
-	-	-	-	-	-	Rhomas	
-	-	-	-	-	-	Vlachs	
-	4	-	-	-	-	Serbs	
-	-	-	-	-	-	Bosniacs	
1	5	1	-	-	-	Others	
<b>3</b>	<b>3</b>	-	<b>1</b>	<b>5</b>	-	<b>Sopotnica</b>	
3	1	-	-	5	-	Macedonians	
-	-	-	-	-	-	Albanians	
-	-	-	-	-	-	Turks	
-	-	-	-	-	-	Rhomas	
-	-	-	-	-	-	Vlachs	
-	2	-	1	-	-	Serbs	
-	-	-	-	-	-	Bosniacs	
-	-	-	-	-	-	Others	
<b>12</b>	<b>23</b>	-	<b>19</b>	<b>1</b>	-	<b>Srbino</b>	
-	-	-	-	-	-	Macedonians	
12	22	-	19	1	-	Albanians	
-	-	-	-	-	-	Turks	
-	-	-	-	-	-	Rhomas	
-	-	-	-	-	-	Vlachs	
-	-	-	-	-	-	Serbs	
-	-	-	-	-	-	Bosniacs	
-	1	-	-	-	-	Others	
<b>11</b>	<b>12</b>	-	<b>3</b>	<b>19</b>	-	<b>Star Dojran</b>	
7	-	-	-	17	-	Macedonians	
-	-	-	-	1	-	Albanians	
2	1	-	3	1	-	Turks	
-	2	-	-	-	-	Rhomas	
-	-	-	-	-	-	Vlachs	
2	8	-	-	-	-	Serbs	
-	-	-	-	-	-	Bosniacs	
-	1	-	-	-	-	Others	

Tabela 6. Popi { ani l i ca spored i zjasnuvaweto za naci onal nata pri padnost i pri -i ni te za pri sutnost-otsutnost, po pol , ` eni  
Table 6. Enumerated persons according to the declaration by ethnic affiliation and reasons for presence-absence, by sex, Female

	Popi { ani l i ca	Vкупно nasel eni e				
		Vкупно	Pri sutni vo mestoto na voobi -aeno ` i veewe	Otsutni vo drugo mesto vo Republ i ka Makedoni ja		Otsutni vo
				Zaradi rabota, { kol uvawe i sl .	Pri si l no rasel eni l i ca	Na rabota kaj stranski rabotodavec i l i na samostojna rabota i l i prestoj, do edna godi na
Enumerated persons	Total	Present in the place of usual residence	Absent elsewhere in the Republic of Macedonia		Absent	
			In order to work, attending school etc.	Forced migrated persons	Working for foreign employer's or working independently or staying, up to one year	
<b>Staravi na</b>	<b>159</b>	<b>157</b>	<b>153</b>	<b>4</b>	-	-
Makedonci	159	157	153	4	-	-
Al banci	-	-	-	-	-	-
Turci	-	-	-	-	-	-
Romi	-	-	-	-	-	-
VI asi	-	-	-	-	-	-
Srbi	-	-	-	-	-	-
Bo{ waci	-	-	-	-	-	-
Ostanati	-	-	-	-	-	-
<b>Staro Nagori -ane</b>	<b>2016</b>	<b>2003</b>	<b>1969</b>	<b>23</b>	-	-
Makedonci	1564	1563	1543	18	-	-
Al banci	1	1	1	-	-	-
Turci	-	-	-	-	-	-
Romi	-	-	-	-	-	-
VI asi	-	-	-	-	-	-
Srbi	447	436	425	5	-	-
Bo{ waci	-	-	-	-	-	-
Ostanati	4	3	-	-	-	-
<b>Struga</b>	<b>18557</b>	<b>18485</b>	<b>17748</b>	<b>410</b>	-	<b>207</b>
Makedonci	8984	8939	8536	314	-	33
Al banci	7647	7629	7346	77	-	164
Turci	1040	1039	1023	4	-	8
Romi	54	54	53	-	-	-
VI asi	269	269	253	10	-	-
Srbi	49	47	44	1	-	-
Bo{ waci	12	12	12	-	-	-
Ostanati	502	496	481	4	-	2
<b>Strumi ca</b>	<b>22715</b>	<b>22659</b>	<b>21652</b>	<b>699</b>	<b>2</b>	<b>68</b>
Makedonci	21094	21051	20075	692	2	68
Al banci	1	1	1	-	-	-
Turci	1300	1297	1292	4	-	-
Romi	55	54	53	-	-	-
VI asi	1	1	1	-	-	-
Srbi	88	85	74	3	-	-
Bo{ waci	1	1	1	-	-	-
Ostanati	175	169	155	-	-	-



Tabela 6. Popi { ani I i ca spored i zjasnuvaweto za naci onal nata pri padnost i pri ~i ni te za pri sutnost-otsutnost, po pol , ` eni

Table 6. Enumerated persons according to the declaration by ethnic affiliation and reasons for presence-absence, by sex, Female

		Pri vremeno pri sutni I i ca vo mestoto na Popi s					
stranstvo	Stranci so odobreni e za prestop vo Republ i ka Makedoni ja, pri sutni edna godi na i pove}e	Od stranstvo		Od drugo mesto vo Republ i ka Makedoni ja			
Drugi otsutni vo stranstvo		Stranci so odobreni e za prestop vo Republ i ka Makedoni ja, pri sutni pomal ku od edna godi na	Begal ci , humani tar no zgri ` eni I i ca i dr.	Zaradi rabota, { kol uvawe i sl .	Prisi l no rasel eni I i ca		
		Temporarily present persons in the Census place					
abroad	Foreigners with residence permit in the Republic of Macedonia, present more than one year	From abroad		From other place of the Republic of Macedonia			
Other absent abroad		Foreigners with residence permit in the Republic of Macedonia, present less than one year	Refugees, persons under humanitarian care etc.	In order to work, attending school etc.	Forced migrated persons		
-	-	-	-	2	-	<b>Staravina</b>	
-	-	-	-	2	-	Macedonians	
-	-	-	-	-	-	Albanians	
-	-	-	-	-	-	Turks	
-	-	-	-	-	-	Rhomas	
-	-	-	-	-	-	Vlachs	
-	-	-	-	-	-	Serbs	
-	-	-	-	-	-	Bosniacs	
-	-	-	-	-	-	Others	
4	7	1	12	-	-	<b>Staro - Nagori -ane</b>	
1	1	-	1	-	-	Macedonians	
-	-	-	-	-	-	Albanians	
-	-	-	-	-	-	Turks	
-	-	-	-	-	-	Rhomas	
-	-	-	-	-	-	Vlachs	
3	3	-	11	-	-	Serbs	
-	-	-	-	-	-	Bosniacs	
-	3	1	-	-	-	Others	
<b>85</b>	<b>35</b>	<b>4</b>	<b>13</b>	<b>51</b>	<b>4</b>	<b>Struga</b>	
47	9	-	-	41	4	Macedonians	
25	17	4	9	5	-	Albanians	
4	-	-	-	1	-	Turks	
-	1	-	-	-	-	Rhomas	
6	-	-	-	-	-	Vlachs	
-	2	-	2	-	-	Serbs	
-	-	-	-	-	-	Bosniacs	
3	6	-	2	4	-	Others	
<b>215</b>	<b>23</b>	<b>8</b>	<b>5</b>	<b>43</b>	-	<b>Strumica</b>	
213	1	-	1	42	-	Macedonians	
-	-	-	-	-	-	Albanians	
-	1	1	1	1	-	Turks	
-	1	-	1	-	-	Rhomas	
-	-	-	-	-	-	Vlachs	
1	7	2	1	-	-	Serbs	
-	-	-	-	-	-	Bosniacs	
1	13	5	1	-	-	Others	

Tabela 6. Popi { ani l i ca spored i zjasnuvaweto za naci onal nata pri padnost i pri -i ni te za pri sutnost-otsutnost, po pol , ` eni  
Table 6. Enumerated persons according to the declaration by ethnic affiliation and reasons for presence-absence, by sex, Female

	Popi { ani l i ca	Vkupno nasel eni e				
		Vkupno	Pri sutni vo mestoto na voobi -aeno ` i veewe	Otsutni vo drugo mesto vo Republ i ka Makedoni ja		Otsutni vo
				Zaradi rabota, { kol uvawe i sl .	Pri si l no rasel eni l i ca	Na rabota kaj stranski rabotodavec i l i na samostojna rabota i l i prestoj, do edna godi na
Enumerated persons	Total	Present in the place of usual residence	Absent elsewhere in the Republic of Macedonia		Absent	
			In order to work, attending school etc.	Forced migrated persons	Working for foreign employer's or working independently or staying, up to one year	
<b>Studeni -ani</b>	<b>8353</b>	<b>8336</b>	<b>8267</b>	<b>2</b>	<b>4</b>	<b>6</b>
Makedonci	151	151	149	-	-	2
Al banci	5705	5690	5669	1	-	2
Turci	1600	1600	1594	-	3	2
Romi	41	41	41	-	-	-
VI asi	-	-	-	-	-	-
Srbi	6	6	6	-	-	-
Bo{ waci	792	790	754	1	1	-
Ostanati	58	58	54	-	-	-
<b>Tearce</b>	<b>11004</b>	<b>10952</b>	<b>10170</b>	<b>55</b>	<b>194</b>	<b>442</b>
Makedonci	1353	1352	1116	47	178	1
Al banci	9270	9219	8702	7	2	438
Turci	242	242	239	1	1	1
Romi	32	32	19	-	9	-
VI asi	-	-	-	-	-	-
Srbi	11	11	7	-	3	-
Bo{ waci	1	1	-	-	-	-
Ostanati	95	95	87	-	1	2
<b>Tetovo</b>	<b>35743</b>	<b>35318</b>	<b>34391</b>	<b>268</b>	<b>109</b>	<b>186</b>
Makedonci	10201	10185	9772	236	91	18
Al banci	22688	22314	21900	21	-	166
Turci	971	965	954	1	-	1
Romi	1194	1181	1142	4	17	-
VI asi	9	9	9	-	-	-
Srbi	298	297	274	6	1	-
Bo{ waci	81	79	78	-	-	-
Ostanati	301	288	262	-	-	1
<b>Topol -ani</b>	<b>1362</b>	<b>1361</b>	<b>1348</b>	<b>7</b>	<b>-</b>	<b>3</b>
Makedonci	961	961	952	6	-	3
Al banci	-	-	-	-	-	-
Turci	372	371	369	1	-	-
Romi	-	-	-	-	-	-
VI asi	-	-	-	-	-	-
Srbi	1	1	-	-	-	-
Bo{ waci	27	27	27	-	-	-
Ostanati	1	1	-	-	-	-

Tabela 6. Popi { ani I i ca spored i zjasnuvaweto za naci onal nata pri padnost i pri ~i ni te za pri sutnost-otsutnost, po pol , ` eni

Table 6. Enumerated persons according to the declaration by ethnic affiliation and reasons for presence-absence, by sex, Female

		Pri vremeno pri sutni I i ca vo mestoto na Popi s					
stranstvo	Stranci so odobreni e za prestop vo Republ i ka Makedoni ja, pri sutni edna godi na i pove}e	Od stranstvo		Od drugo mesto vo Republ i ka Makedoni ja			
Drugi otsutni vo stranstvo		Stranci so odobreni e za prestop vo Republ i ka Makedoni ja, pri sutni pomal ku od edna godi na	Begal ci , humani tar no zgri ` eni I i ca i dr.	Zaradi rabota, { kol uvawe i sl .	Prisi l no rasel eni I i ca		
		Temporarily present persons in the Census place					
abroad	Foreigners with residence permit in the Republic of Macedonia, present more than one year	From abroad		From other place of the Republic of Macedonia			
Other absent abroad		Foreigners with residence permit in the Republic of Macedonia, present less than one year	Refugees, persons under humanitarian care etc.	In order to work, attending school etc.	Forced migrated persons		
6	51	3	14	-	-	<b>Studen i -ani</b>	
-	-	-	-	-	-	Macedonians	
-	18	3	12	-	-	Albanians	
-	1	-	-	-	-	Turks	
-	-	-	-	-	-	Rhomas	
-	-	-	-	-	-	Vlachs	
-	-	-	-	-	-	Serbs	
6	28	-	2	-	-	Bosniacs	
-	4	-	-	-	-	Others	
<b>35</b>	<b>56</b>	<b>4</b>	<b>47</b>	<b>1</b>	-	<b>Teorce</b>	
8	2	-	-	1	-	Macedonians	
27	43	4	47	-	-	Albanians	
-	-	-	-	-	-	Turks	
-	4	-	-	-	-	Rhomas	
-	-	-	-	-	-	Vlachs	
-	1	-	-	-	-	Serbs	
-	1	-	-	-	-	Bosniacs	
-	5	-	-	-	-	Others	
<b>119</b>	<b>245</b>	<b>47</b>	<b>119</b>	<b>251</b>	<b>8</b>	<b>Tetovo</b>	
57	11	-	1	7	8	Macedonians	
56	171	44	95	235	-	Albanians	
3	6	-	2	4	-	Turks	
1	17	-	12	1	-	Rhomas	
-	-	-	-	-	-	Vlachs	
-	16	-	-	1	-	Serbs	
-	1	-	2	-	-	Bosniacs	
2	23	3	7	3	-	Others	
-	<b>3</b>	-	<b>1</b>	-	-	<b>Topol -ani</b>	
-	-	-	-	-	-	Macedonians	
-	-	-	-	-	-	Albanians	
-	1	-	1	-	-	Turks	
-	-	-	-	-	-	Rhomas	
-	-	-	-	-	-	Vlachs	
-	1	-	-	-	-	Serbs	
-	-	-	-	-	-	Bosniacs	
-	1	-	-	-	-	Others	

Tabela 6. Popi { ani l i ca spored i zjasnuvaweto za naci onal nata pri padnost i pri -i ni te za pri sutnost-otsutnost, po pol , ` eni  
Table 6. Enumerated persons according to the declaration by ethnic affiliation and reasons for presence-absence, by sex, Female

	Vкупно naseleni e					
	Popi { ani l i ca	Vкупno	Pri sutni vo mestoto na voobi -aeno ` i veewe	Otsutni vo drugo mesto vo Republ i ka Makedoni ja		Otsutni vo
				Zaradi rabota, { kol uvawe i sl .	Pri si l no rasel eni l i ca	Na rabota kaj stranski rabotodavec i l i na samostojna rabota i l i pre stoj, do edna godi na
Enumerated persons	Total	Present in the place of usual residence	Absent elsewhere in the Republic of Macedonia		Absent	
			In order to work, attending school etc.	Forced migrated persons	Working for foreign employer's or working independently or staying, up to one year	
<b>Capari</b>	<b>712</b>	<b>711</b>	<b>694</b>	<b>11</b>	<b>1</b>	<b>-</b>
Makedonci	526	525	514	9	1	-
Al banci	141	141	138	-	-	-
Turci	2	2	2	-	-	-
Romi	-	-	-	-	-	-
VI asi	37	37	35	2	-	-
Srbi	1	1	1	-	-	-
Bo{ waci	1	1	-	-	-	-
Ostanati	4	4	4	-	-	-
<b>Centar @upa</b>	<b>3101</b>	<b>3099</b>	<b>2853</b>	<b>9</b>	<b>1</b>	<b>226</b>
Makedonci	403	403	387	3	-	13
Al banci	212	212	212	-	-	-
Turci	2476	2474	2245	6	1	212
Romi	-	-	-	-	-	-
VI asi	-	-	-	-	-	-
Srbi	-	-	-	-	-	-
Bo{ waci	-	-	-	-	-	-
Ostanati	10	10	9	-	-	1
<b>^a{ ka</b>	<b>1367</b>	<b>1348</b>	<b>1324</b>	<b>11</b>	<b>2</b>	<b>6</b>
Makedonci	1000	983	970	11	2	-
Al banci	109	107	106	-	-	1
Turci	194	194	188	-	-	4
Romi	-	-	-	-	-	-
VI asi	-	-	-	-	-	-
Srbi	20	20	19	-	-	-
Bo{ waci	28	28	27	-	-	1
Ostanati	16	16	14	-	-	-
<b>^egrane</b>	<b>6298</b>	<b>6268</b>	<b>6185</b>	<b>19</b>	<b>-</b>	<b>28</b>
Makedonci	116	116	111	5	-	-
Al banci	6119	6095	6021	14	-	27
Turci	-	-	-	-	-	-
Romi	-	-	-	-	-	-
VI asi	-	-	-	-	-	-
Srbi	1	1	1	-	-	-
Bo{ waci	4	2	1	-	-	1
Ostanati	58	54	51	-	-	-

Tabela 6. Popi { ani I i ca spored i zjasnuvaweto za naci onal nata pri padnost i pri ~i ni te za pri sutnost-otsutnost, po pol , ` eni

Table 6. Enumerated persons according to the declaration by ethnic affiliation and reasons for presence-absence, by sex, Female

stranstvo	Stranci so odobreni e za prestop vo Republ i ka Makedoni ja, pri sutni edna godi na i pove}e	Pri vremeno pri sutni I i ca vo mestoto na Popi s				
		Od stranstvo		Od drugo mesto vo Republ i ka Makedoni ja		
		Stranci so odobreni e za prestop vo Republ i ka Makedoni ja, pri sutni pomal ku od edna godi na	Begal ci , humani tar no zgri ` eni I i ca i dr.	Zaradi rabota, { kol uvawe i sl .	Prisi l no rasel eni I i ca	
abroad	Foreigners with residence permit in the Republic of Macedonia, present more than one year	Temporarily present persons in the Census place				
Other absent abroad	Foreigners with residence permit in the Republic of Macedonia, present less than one year	From abroad		From other place of the Republic of Macedonia		
		Foreigners with residence permit in the Republic of Macedonia, present less than one year	Refugees, persons under humanitarian care etc.	In order to work, attending school etc.	Forced migrated persons	
-	5	-	1	-	-	<b>Capari</b>
-	1	-	1	-	-	Macedonians
-	3	-	-	-	-	Albanians
-	-	-	-	-	-	Turks
-	-	-	-	-	-	Rhomas
-	-	-	-	-	-	Vlachs
-	-	-	-	-	-	Serbs
-	1	-	-	-	-	Bosniacs
-	-	-	-	-	-	Others
<b>9</b>	<b>1</b>	<b>1</b>	<b>1</b>	-	-	<b>Centar @upa</b>
-	-	-	-	-	-	Macedonians
-	-	-	-	-	-	Albanians
9	1	1	1	-	-	Turks
-	-	-	-	-	-	Rhomas
-	-	-	-	-	-	Vlachs
-	-	-	-	-	-	Serbs
-	-	-	-	-	-	Bosniacs
-	-	-	-	-	-	Others
-	<b>5</b>	-	-	<b>17</b>	<b>2</b>	<b>^a{ka</b>
-	-	-	-	17	-	Macedonians
-	-	-	-	-	2	Albanians
-	2	-	-	-	-	Turks
-	-	-	-	-	-	Rhomas
-	-	-	-	-	-	Vlachs
-	1	-	-	-	-	Serbs
-	-	-	-	-	-	Bosniacs
-	2	-	-	-	-	Others
<b>6</b>	<b>30</b>	<b>2</b>	<b>28</b>	-	-	<b>^egrane</b>
-	-	-	-	-	-	Macedonians
6	27	2	22	-	-	Albanians
-	-	-	-	-	-	Turks
-	-	-	-	-	-	Rhomas
-	-	-	-	-	-	Vlachs
-	-	-	-	-	-	Serbs
-	-	-	2	-	-	Bosniacs
-	3	-	4	-	-	Others

Tabela 6. Popi { ani l i ca spored i zjasnuvaweto za naci onal nata pri padnost i pri -i ni te za pri sutnost-otsutnost, po pol , ` eni  
Table 6. Enumerated persons according to the declaration by ethnic affiliation and reasons for presence-absence, by sex, Female

	Popi { ani l i ca	Vкупно nasel eni e				
		Vкупно	Pri sutni vo mestoto na voobi -aeno ` i veewe	Otsutni vo drugo mesto vo Republ i ka Makedoni ja		Otsutni vo
				Zaradi rabota, { kol uvawe i sl .	Pri si l no rasel eni l i ca	Na rabota kaj stranski rabotodavec i l i na samostojna rabota i l i prestoj, do edna godi na
Enumerated persons	Total	Present in the place of usual residence	Absent elsewhere in the Republic of Macedonia		Absent	
			In order to work, attending school etc.	Forced migrated persons	Working for foreign employer's or working independently or staying, up to one year	
<b>^e{ i novo</b>	<b>1169</b>	<b>1165</b>	<b>1120</b>	<b>37</b>	<b>-</b>	<b>4</b>
Makedonci	1157	1153	1110	37	-	4
Al banci	-	-	-	-	-	-
Turci	-	-	-	-	-	-
Romi	-	-	-	-	-	-
VI asi	10	10	10	-	-	-
Srbi	2	2	-	-	-	-
Bo{ waci	-	-	-	-	-	-
Ostanati	-	-	-	-	-	-
<b>^u-er -Sandevo</b>	<b>4148</b>	<b>4008</b>	<b>3946</b>	<b>6</b>	<b>6</b>	<b>4</b>
Makedonci	2006	2004	1987	4	-	4
Al banci	1024	888	870	-	5	-
Turci	-	-	-	-	-	-
Romi	9	9	7	-	-	-
VI asi	5	5	5	-	-	-
Srbi	1068	1066	1049	2	-	-
Bo{ waci	1	1	1	-	-	-
Ostanati	35	35	27	-	1	-
<b>Xep-i { te</b>	<b>3901</b>	<b>3870</b>	<b>3730</b>	<b>3</b>	<b>5</b>	<b>109</b>
Makedonci	48	44	37	1	5	-
Al banci	3831	3806	3673	2	-	109
Turci	-	-	-	-	-	-
Romi	-	-	-	-	-	-
VI asi	1	1	1	-	-	-
Srbi	1	-	-	-	-	-
Bo{ waci	-	-	-	-	-	-
Ostanati	20	19	19	-	-	-
<b>[ i pkovi ca</b>	<b>3873</b>	<b>3849</b>	<b>3737</b>	<b>3</b>	<b>3</b>	<b>61</b>
Makedonci	5	5	3	-	2	-
Al banci	3847	3825	3719	3	-	61
Turci	-	-	-	-	-	-
Romi	-	-	-	-	-	-
VI asi	1	1	1	-	-	-
Srbi	2	2	-	-	1	-
Bo{ waci	-	-	-	-	-	-
Ostanati	18	16	14	-	-	-

Tabela 6. Popi { ani I i ca spored i zjasnuvaweto za naci onal nata pri padnost i pri ~i ni te za pri sutnost-otsutnost, po pol , ` eni

Table 6. Enumerated persons according to the declaration by ethnic affiliation and reasons for presence-absence, by sex, Female

		Pri vremeno pri sutni I i ca vo mestoto na Popi s				
stranstvo	Stranci so odobreni e za prestop vo Republ i ka Makedoni ja, pri sutni edna godi na i pove}e	Od stranstvo		Od drugo mesto vo Republ i ka Makedoni ja		
Drugi otsutni vo stranstvo		Stranci so odobreni e za prestop vo Republ i ka Makedoni ja, pri sutni pomal ku od edna godi na	Begal ci , humani tarno zgri ` eni I i ca i dr.	Zaradi rabota, { kol uvawe i sl .	Prisi l no rasel eni I i ca	
		Temporarily present persons in the Census place				
abroad	Foreigners with residence permit in the Republic of Macedonia, present more than one year	From abroad		From other place of the Republic of Macedonia		
Other absent abroad		Foreigners with residence permit in the Republic of Macedonia, present less than one year	Refugees, persons under humanitarian care etc.	In order to work, attending school etc.	Forced migrated persons	
1	3	-	-	4	-	<b>^e{inovo</b>
1	1	-	-	4	-	Macedonians
-	-	-	-	-	-	Albanians
-	-	-	-	-	-	Turks
-	-	-	-	-	-	Rhomas
-	-	-	-	-	-	Vlachs
-	2	-	-	-	-	Serbs
-	-	-	-	-	-	Bosniacs
-	-	-	-	-	-	Others
9	37	-	138	2	-	<b>^u-er - Sandevo</b>
7	2	-	-	2	-	Macedonians
1	12	-	136	-	-	Albanians
-	-	-	-	-	-	Turks
-	2	-	-	-	-	Rhomas
-	-	-	-	-	-	Vlachs
-	15	-	2	-	-	Serbs
-	-	-	-	-	-	Bosniacs
1	6	-	-	-	-	Others
11	12	-	27	-	4	<b>D` ep-i{te</b>
-	1	-	-	-	4	Macedonians
11	11	-	25	-	-	Albanians
-	-	-	-	-	-	Turks
-	-	-	-	-	-	Rhomas
-	-	-	-	-	-	Vlachs
-	-	-	1	-	-	Serbs
-	-	-	-	-	-	Bosniacs
-	-	-	1	-	-	Others
1	44	2	22	-	-	<b>[ipkovica</b>
-	-	-	-	-	-	Macedonians
1	41	2	20	-	-	Albanians
-	-	-	-	-	-	Turks
-	-	-	-	-	-	Rhomas
-	-	-	-	-	-	Vlachs
-	1	-	-	-	-	Serbs
-	-	-	-	-	-	Bosniacs
-	2	-	2	-	-	Others

Tabela 6. Popi { ani l i ca spored i zjasnuvaweto za naci onal nata pri padnost i pri -i ni te za pri sutnost-otsutnost, po pol , ` eni

Table 6. Enumerated persons according to the declaration by ethnic affiliation and reasons for presence-absence, by sex, Female

	Popi { ani l i ca	Vкупно населени e				
		Vкупно	Pri sutni vo mestoto na voobi -aeno ` i veewe	Otsutni vo drugo mesto vo Republ i ka Makedoni ja		Otsutni vo
				Zaradi rabota, { kol uvawe i sl .	Pri si l no rasel eni l i ca	Na rabota kaj stranski rabotodavec i l i na samostojna rabota i l i pre stoj, do edna godi na
[ ti p	Enumerated persons	Total	Present in the place of usual residence	Absent elsewhere in the Republic of Macedonia		Total population
				In order to work, attending school etc.	Forced migrated persons	Absent
						Working for foreign employer's or working independently or staying, up to one year
	24100	23876	22993	634	3	37
Makedonci	21149	20935	20158	584	3	34
Al banci	4	4	4	-	-	-
Turci	613	612	604	3	-	-
Romi	1041	1039	1031	6	-	-
VI asi	982	981	931	34	-	2
Srbi	157	153	134	4	-	1
Bo{ waci	6	6	6	-	-	-
Ostanati	148	146	125	3	-	-



Tabela 6. Popi { ani I i ca spored i zjasnuvaweto za naci onal nata pri padnost i pri ~i ni te za pri sutnost-otsutnost, po pol , ` eni

Table 6. Enumerated persons according to the declaration by ethnic affiliation and reasons for presence-absence, by sex, Female

		Pri vremeno pri sutni I i ca vo mestoto na Popi s					
stranstvo	Stranci so odobreni e za prestop vo Republ i ka Makedoni ja, pri sutni edna godi na i pove}e	Od stranstvo		Od drugo mesto vo Republ i ka Makedoni ja			
Drugi otsutni vo stranstvo		Stranci so odobreni e za prestop vo Republ i ka Makedoni ja, pri sutni pomal ku od edna godi na	Begal ci , humani taro zgri ` eni I i ca i dr.	Zaradi rabota, { kol uvawe i sl .	Prisi l no rasel eni I i ca		
		Temporarily present persons in the Census place					
abroad	Foreigners with residence permit in the Republic of Macedonia, present more than one year	From abroad		From other place of the Republic of Macedonia			
Other absent abroad		Foreigners with residence permit in the Republic of Macedonia, present less than one year	Refugees, persons under humanitarian care etc.	In order to work, attending school etc.	Forced migrated persons		
172	37	4	5	212	3	<b>[tip</b>	
149	7	-	3	208	3	Macedonians	
-	-	-	-	-	-	Albanians	
5	-	-	-	1	-	Turks	
-	2	1	-	1	-	Rhomas	
14	-	-	-	1	-	Vlachs	
1	13	2	2	-	-	Serbs	
-	-	-	-	-	-	Bosniacs	
3	15	1	-	1	-	Others	