



***2011-12***  
***Men's Basketball***  
***Media Information***  
***Guide***

**WESTERN KENTUCKY UNIVERSITY**  
**DEPARTMENT OF ATHLETICS**  
1605 Avenue of Champions  
Bowling Green, Ky. 42101  
270-745-4298  
[www.WKUSports.com](http://www.WKUSports.com)



#### **CREDITS**

##### **EXECUTIVE EDITOR**

**Michael Schroeder**

##### **EDITORIAL ASSISTANCE**

**Chris Glowacki, Kyle Allen**

##### **LAYOUT**

**Michael Schroeder**

**Printed by Gerald Printing, Bowling Green, Ky. (Printed with state funds)**

© 2011, Western Kentucky University Department of Athletics

#### **WESTERN KENTUCKY UNIVERSITY STATEMENT OF PURPOSE**

As a nationally prominent university, Western Kentucky University engages the globe in acclaimed, technologically enhanced academic programs. An inspiring faculty promotes entrepreneurial success and a unique campus spirit to attract an intellectually exciting and diverse family of the nation's best students.

WKU provides students with rigorous academic programs in education, the liberal arts and sciences, business, and traditional and emerging professional programs, with emphasis at the baccalaureate level, complemented by relevant associate and graduate-level programs.

The University places a premium on teaching and student learning. WKU faculty engage in creative activity and diverse scholarship, including basic and applied research, designed to expand knowledge, improve instruction, increase learning, and provide optimum service to the state and nation. The University directly supports its constituents in its designated service areas of Kentucky with professional and technical expertise, cultural enrichment, and educational assistance. The University encourages applied research and public service in support of economic development, quality of life, and improvement of education at all levels, especially elementary and secondary schools. In particular, WKU faculty contribute to the identification and solution of key social, economic, scientific, health, and environmental problems within its reach, but particularly throughout its primary service area.

Maintaining a campus of distinctive history and character, WKU sustains a student population of increasing quality. It fulfills its responsibility for access through its Bowling Green Community College, regional campus programs in Glasgow, Owensboro and Elizabethtown/Radcliff/Ft. Knox, and distance/on-line learning.

WKU's commitment is to ensure value in a holistic learning experience through high standards for student achievement and conduct, a strong faculty, technological innovation, personalized attention, broad access, and public accountability for actions and outcomes.

WKU recognizes that its mission continues to evolve in response to regional, national, and global changes, and the need for lifelong learning.

#### **WKU ATHLETICS MISSION STATEMENT**

The mission of the Western Kentucky University Department of Intercollegiate Athletics is to support the university vision by providing a comprehensive, high quality education for student-athletes and to serve the university community, alumni, and friends through success and distinction within an environment of uncompromising integrity. The WKU Athletic Department seeks to be a source of pride for the citizens of the Commonwealth of Kentucky and to be recognized as a nationally prominent program by consistently winning Sun Belt Conference championships and achieving frequent success in NCAA post-season competitions. It is also imperative that we compete with dignity, honor and respect in upholding and advancing WKU's rich history and tradition.

We must operate in a manner that embraces the guidelines and principles established by the NCAA and Sun Belt Conference, which promote the principles of sportsmanship and ethical conduct. Fair and equitable opportunities will be a priority and will be provided for student-athletes and staff to participate in intercollegiate athletics at the Division I level regardless of gender and ethnicity. Our ultimate purpose is to provide a world class academic and athletic experience for our student-athletes resulting in the vital personal development necessary for long term success.



**TABLE OF CONTENTS**

**MEDIA INFORMATION ..... 1-8**  
 General Information ..... 2-3  
 2011-12 Opponents ..... 4-5  
 2011-12 Schedule ..... 6  
 2011-12 Roster ..... 7  
 2011-12 Radio / TV Guide ..... 8  
**2011-12 HILLTOPPERS ..... 9-32**  
 Returning Players ..... 10-18  
 Newcomers ..... 19-22  
 Career Stats vs. 2011-12 Opponents... 23-24  
 Coaching Staff ..... 26-30  
 Support Staff ..... 31-32  
**2010-11 SEASON IN REVIEW ..... 33-50**  
 Statistics ..... 34  
 Results ..... 35  
 Game-By-Game Team Comparison ..... 36  
 High-Low Analysis ..... 37  
 Individual P-R-A ..... 38  
 Sun Belt Conference ..... 39  
 Box Scores ..... 40-50  
**RECORDS ..... 51-66**  
 Single-Game Records ..... 52  
 Individual Season Records ..... 53  
 Team Season Records ..... 54  
 Career Records ..... 55  
 E.A. Diddle Arena Records ..... 56  
 Miscellaneous Records ..... 57  
 Scoring Leaders ..... 58  
 Annual Leaders ..... 59-60  
 1,000-Point Scorers ..... 61-65  
 By The Numbers ..... 66  
**HISTORY AND TRADITION ..... 67-116**  
 Year-By-Year History ..... 68-69  
 Year-By-Year Results ..... 70-88  
 Games vs. Ranked Opponents ..... 88  
 All-Time Series Records ..... 89-90  
 Series Records by Opponent ..... 91-107  
 Postseason History ..... 108  
 Honor Roll ..... 109-111  
 All-Time Letterwinners ..... 112-114  
 All-Time Coaches Roster ..... 115  
 WKU in the Pros ..... 116

**“WE ARE WKU”**

Please refer to Hilltopper and Lady Topper athletic programs as “WKU” or “Western Kentucky University.” Please do NOT use Western Ky., W. Kentucky, Western, or any other variation.

**UNIVERSITY INFORMATION**

**Location:** ..... Bowling Green, Ky. 42101  
**Founded:** ..... 1906  
**Enrollment:** ..... 20,885  
**Nickname:** ..... Hilltoppers  
**Colors:** ..... Red and White  
**Arena (Capacity):** ..... E.A. Diddle Arena (7,326)  
**National Affiliation:** ..... NCAA Division I  
**Conference Affiliation:** ..... Sun Belt Conference  
**President:** ..... Dr. Gary Ransdell  
**Dir. of Intercollegiate Athletics:** ..... Ross Bjork  
**Senior Associate AD:** ..... Todd Stewart

**MEN’S BASKETBALL HISTORY**

**First Year of Basketball:** ..... 1914-15  
**All-Time Record:** ..... 1643-808 (.670)  
**Seasons of College Basketball:** ..... 92  
**Conference Championships:** ..... 42  
**NCAA Tournament Appearances:** ..... 21  
**Last NCAA Tournament Appearance:** ..... 2009  
**NIT Appearances:** ..... 13  
**Last NIT Appearance:** ..... 2006  
**Postseason Record:** ..... 27-36 (34 apps.)  
**Last Postseason Appearance:** ..... 2009  
 • L, 83-81 vs. #10 Gonzaga, NCAA 2nd Round

**COACHING STAFF**

**Head Coach:** ... Ken McDonald (Providence, 1992)  
 • Career/WKU Record: ..... 62-38 (3 seasons)  
**Assistant:** ..... Ray Harper (4th season)  
**Assistant:** ... Lawrence Brenneman (4th season)  
**Assistant:** ..... Jake Morton (1st season)  
**Director of Ops:** Andrew Theokas (2nd season)  
**Development:** ..... Kip Wellman (2nd season)  
**Development:** ... Brian Bidlingmyer (1st season)  
**Strength Coach:** ..... Brandon Kuhn  
**Athletic Trainer:** ..... Mike Gaddie

**MEN’S BASKETBALL INFORMATION**

**2010-11 Record:** ..... 16-16  
 • Home: ..... 7-6  
 • Road: ..... 6-7  
 • Neutral: ..... 3-3  
**2010-11 SBC Record:** ..... 8-8 (3rd place, East)  
**Postseason:** ..... None  
**Final National Ranking:** ..... None  
**Letterwinners Returning/Lost:** ..... 6/5  
**Starters Returning/Lost:** ..... 2/3

**Returning Starters:**

- Jamal Crook (Jr., G) - 17 starts, 3.6 apg  
 - 5th in SBC in apg, 3rd in assist-to-TO ratio
- Caden Dickerson (Jr., G) - .388 3FG%  
 - Led WKU in 3FG% in first two seasons

**Starters Lost:**

- Sergio Kersch (Sr., F) - Team-high 15.6 ppg  
 - First-Team All-SBC, 1,000 point scorer
- Juan Pattillo (Sr., F) - Team-high 9.1 rpg  
 - Highest rpg total for a Hilltopper since 03-04
- Steffphon Pettigrew (Sr., F) - 14.6 ppg  
 - First-Team All-SBC, 13th in scoring all-time

**Other Returners:**

- Kahlil McDonald (Sr., G) - 23.5 mpg, 46 3FG
- Teeng Akol (R-Jr., F/C) - 7.8 mpg, 2.5 ppg
- Kene Anyigbo (So., F) - 3.4 mpg, 0.9 ppg
- Stephon Drane (So., F) - 4.2 mpg, 1.2 ppg

**Key Newcomers:**

- O’Karo Akamune (6-6, 205, So., F)
- George Fant (6-5, 245, Fr., F)
- Derrick Gordon (6-2, 185, Fr., G)
- Kevin Kaspar (6-0, 173, Fr., G)
- T.J. Price (6-3, 220, Fr., G)
- Nigel Snipes (6-5, 205, Fr., F)
- Vinny Zollo (6-8, 240, Fr., F)

**DIRECTIONS TO E.A. DIDDLE ARENA**

**FROM I-65 NORTH (HEADING SOUTH):** Take the first Bowling Green exit (exit 28) at the Corvette Plant and Corvette Museum onto the connector road that will take you to US 31-W. Follow the signs for US 31-W South — Bowling Green. Stay on the four-lane US 31-W South (Louisville Road) to the stop light at the bridge over Barren River. 31-W turns left at that stoplight; however, you want to continue straight through the light on Louisville Road which will split into two one-way streets at Sixth Ave. The one-way SW is Adams Street. When the one-way streets merge into the four-lane University Blvd., you will be on the NW corner of the Western Kentucky University campus (railroad on right, WKU on left). Go straight through the first stoplight (at Old Morgantown Road/Dogwood Drive) and the University Parking Structure will be the first building on your left, followed immediately by the back side of E.A. Diddle Arena and the Arena/Stadium Parking Lot.

**FROM THE CUMBERLAND PARKWAY:** Take I-65 South at the west end of the Cumberland Parkway and follow the directions for I-65 (heading south) above.

**FROM I-65 SOUTH (HEADING NORTH):** Take the first Bowling Green exit (The Natcher Parkway, exit 20) and proceed on the Natcher Parkway to the Bowling Green-Franklin exit (exit 4 — US31-W). At the end of the ramp, turn right (north) onto US 31-W (Nashville Road) into Bowling Green. The second stoplight after passing through the Campbell Lane intersection (Bowling Green Mall is on your left and a Burger King and Kroger are on the right at the Campbell Lane intersection) will be University Blvd. (to the left). Turn left (there is a left-turn lane and arrow) onto University Blvd., to the Western Kentucky University campus. You will pass through two stoplights and the athletics complex will then be on your right. You will pass Nick Denes Field (baseball) first, followed by the University Tennis Courts and L.T. Smith Stadium. The Arena/Stadium Parking Lot and E.A. Diddle Arena will be on your right just past the Stadium.

**FROM US 68-80 WEST (HEADING EAST):** Follow US 68-80 (Russellville Road) into Bowling Green. You will pass under a railroad overpass (with its “Welcome to Western” sign) and then, at the stoplight, both the center and left lanes turn left. You want to turn left at that light onto University Blvd. The athletics complex will then be on your right — first Nick Denes Field (baseball), then the University Tennis Courts and L.T. Smith Stadium. The Arena/Stadium Parking Lot and E.A. Diddle Arena will be on your right just past the Stadium.

**FROM THE NATCHER PARKWAY (HEADING SOUTH):** Take the first Bowling Green exit (US 231, exit 7) and turn right onto Morgantown Road (US 231) into Bowling Green. You will cross Veterans Memorial Lane and pass Warren Central High School (on the right). When you reach the junction of US 231 and US 68-80 (Burger King on your left, Holley Corporation on your right and Arby’s straight ahead), turn left onto Russellville Road and follow the directions for US 68-80 above from the railroad overpass (“Welcome to Western” sign) on in to E.A. Diddle Arena.



**MESSAGE TO THE MEDIA**

The following information is intended to assist members of the media in their coverage of Hilltopper basketball. Should you require additional information, contact Michael Schroeder, Assistant Director of Athletic Media Relations, by phone at (270) 745-5045 or via email at michael.schroeder@wku.edu.

**PRESS ROW CREDENTIALS**

All requests for working press, photo, radio and television credentials should be made to men's basketball SID Michael Schroeder as soon as possible prior to game day. Credentials may be picked up at the Athletic Communications Office in E.A. Diddle Arena (Room 1454) prior to game day; or, on game day at the Media Will Call Gate of E.A. Diddle Arena (Gate 4). The gate will open 90 minutes prior to each contest.

Press row seats will be issued to print/broadcast media on a selective, and space available, basis. Only WKU passes will be honored for admission. Each credential will entitle the authorized bearer to the full courtesies and complete services of press row. Press row credentials are nontransferable. Spouses, dates, children and nonworkers are not permitted in the media area.

**PHOTO CREDENTIALS**

WKU photo passes will be issued to authorized personnel and must be displayed at all times. No credentials will be given to free-lance photographers. A photo pass will admit the bearer to the press room for programs, stats, refreshments, etc.

**UNAUTHORIZED USE OF MEDIA CREDENTIALS**

Credentials will be issued to working media only. Credentials are non-transferable. Use by anyone other than members of the working media are unauthorized, and those credentials will be revoked immediately. News organizations allowing unauthorized individuals to use credentials will have their credentials revoked for the remainder of the year.

**INTERNET ACCESS**

Wireless internet is available to the media throughout E.A. Diddle Arena, including press row and the media work room. Information to access the WKU Wireless service will be provided to credentialed media upon arrival on game day.

**RADIO COVERAGE**

Radio broadcast permission must be obtained in advance, along with press row reservations, from Schroeder. WKU maintains two courtesy lines for use by schools who can provide reciprocal arrangements for the Big Red Radio Network. Other arrangements for installation of broadcast lines should be made well in advance with Schroeder and WKU Telephone Communications at (270) 745-6370.

**MEDIA PARKING**

Media parking is available on a limited basis and is done by a list. No single-game parking passes are distributed. Reservations must be made well in advance with WKU Athletic Communications.

**INTERVIEW POLICY**

Members of the media desiring interviews with WKU players and/or coaches must make arrangements with Schroeder in advance. Coach McDonald and select players will be available to the media on designated days prior to each game. Contact Athletic Communications for those availabilities.

Remember, 24-hour advance notice is requested to maximize possibilities of arranging interviews around the busy schedule of student-athletes and coaches. All interviews must go through Athletic Communications. No student-athlete phone numbers will be provided to media members.

**POST-GAME INTERVIEWS**

The WKU locker room is closed to the media. During games at E.A. Diddle Arena, a member of the WKU Athletic Communications staff will collect player interview requests towards the end of the second half. Following the NCAA's recommended 10-minute cooling-off period, selected WKU players will be available in the media room. Head coach Ken McDonald will address the media in the postgame media room, just off the arena floor, following his postgame radio interview.


Visiting coaches and players will be brought to the media room upon request. Otherwise, members of the media should contact the visiting SID for postgame interview needs.

On the road, the WKU locker room will remain closed — WKU will adhere to the home team's postgame interview policies whenever possible.

**WKUSPORTS.COM**

WKUSports.com is the official online home for all 19 sports on the Hill. Rosters, schedules, stats, game notes, game recaps and media guides are available at any time through the site.

Media members are strongly encouraged to use wkusports.com to access box scores following each Hilltopper game. Updated WKU statistics will be available on the site shortly following the conclusion of each game, except when travel plans dictate other arrangements. In those situations, stats may be updated the following day.

**WKU ATHLETIC COMMUNICATIONS STAFF****STEWART****GLOWACKI****SCHROEDER****ANDERSON****HAASE****JUST****MAILING ADDRESS:**

E.A. Diddle Arena Room 1454  
1605 Avenue of Champions  
Bowling Green, KY 42101

**SENIOR ASSOCIATE AD: Todd Stewart**

• Email: todd.stewart@wku.edu

**DIRECTOR: Chris Glowacki**

• Email: chris.glowacki@wku.edu

**ASSISTANT DIRECTOR: Michael Schroeder (MBB Contact)**

• Office: (270) 745-5045

• Cell: (270) 799-8984

• Email: michael.schroeder@wku.edu

• Fax: (270) 745-3444

**ASSISTANT DIRECTOR: Melissa Anderson**

• Email: melissa.anderson@wku.edu

**ATHLETIC COMMUNICATIONS ASSISTANT: Mike Haase**

• Email: michael.haase@wku.edu

**ATHLETIC COMMUNICATIONS STUDENT ASSISTANT: Kyle Allen**

• Email: kyle.allen133@wku.edu

**SPORTS INFORMATION DIRECTOR (RETIRED): Paul Just**

• Email: paul.just@wku.edu

**UALR TROJANS**

Conference:..... Sun Belt  
 2010-11 Record:..... 19-17  
 2010-11 Conf. Record (Finish):.. 7-9 (5th West)  
 Postseason:..... NCAA First Four  
 Letterwinners Returning/Lost:..... 6/6  
 Starters Returning/Lost:..... 3/2  
 Head Coach:..... Steve Shields  
 Career Record (Seasons):..... 132-112 (8)  
 Record at School (Seasons):..... 132-112 (8)  
 Arena (Capacity):..... Stephens Center (5,600)  
 Men's Basketball SID:..... Joe Angolia  
 Office Phone:..... (501) 569-3449  
 Email:..... jaangolia@ualr.edu

**ARKANSAS STATE RED WOLVES**

Conference:..... Sun Belt  
 2010-11 Record:..... 17-15  
 2010-11 Conf. Record (Finish):11-5 (T-1st West)  
 Postseason:..... none  
 Letterwinners Returning/Lost:..... 7/4  
 Starters Returning/Lost:..... 3/2  
 Head Coach:..... John Brady  
 Career Record (Seasons):..... 328-262 (20)  
 Record at School (Seasons):..... 47-46 (3)  
 Arena (Capacity):..... Convocation Center (10,038)  
 Men's Basketball SID:..... Anthony Reynolds  
 Office Phone:..... (870) 972-3547  
 Email:..... areynolds@astate.edu

**BOWLING GREEN STATE FALCONS**

Conference:..... Mid-American  
 2010-11 Record:..... 14-19  
 2010-11 Conf. Record (Finish): 8-8 (T-5th East)  
 Postseason:..... none  
 Letterwinners Returning/Lost:..... 10/3  
 Starters Returning/Lost:..... 5/0  
 Head Coach:..... Louis Orr  
 Career Record (Seasons):..... 160-146 (10)  
 Record at School (Seasons):..... 60-66 (4)  
 Arena (Capacity):..... Stroh Center (4,387)  
 Men's Basketball SID:..... Jason Knavel  
 Office Phone:..... (419) 372-7075  
 Email:..... jknavel@bgsu.edu

**DENVER PIONEERS**

Conference:..... Sun Belt  
 2010-11 Record:..... 13-17  
 2010-11 Conf. Record (Finish):.. 9-7 (3rd West)  
 Postseason:..... none  
 Letterwinners Returning/Lost:..... 8/3  
 Starters Returning/Lost:..... 4/1  
 Head Coach:..... Joe Scott  
 Career Record (Seasons):..... 151-173 (11)  
 Record at School (Seasons):..... 58-65 (4)  
 Arena (Capacity):..... Magness Arena (7,200)  
 Men's Basketball SID:..... Mike Kennedy  
 Office Phone:..... (303) 871-7555  
 Email:..... michael.kennedy@du.edu

**FLORIDA ATLANTIC OWLS**

Conference:..... Sun Belt  
 2010-11 Record:..... 22-11  
 2010-11 Conf. Record (Finish):. 13-3 (1st East)  
 Postseason:..... NIT First Round  
 Letterwinners Returning/Lost:..... 9/2  
 Starters Returning/Lost:..... 4/1  
 Head Coach:..... Mike Jarvis  
 Career Record (Seasons):..... 360-255 (23)  
 Record at School (Seasons):..... 42-53 (3)  
 Arena (Capacity):..... FAU Arena (5,000)  
 Men's Basketball SID:..... Justin Johnson  
 Office Phone:..... (561) 302-0461  
 Email:..... jjohn218@fau.edu

**FIU PANTHERS**

Conference:..... Sun Belt  
 2010-11 Record:..... 11-19  
 2010-11 Conf. Record (Finish):. 5-11 (6th East)  
 Postseason:..... none  
 Letterwinners Returning/Lost:..... 8/9  
 Starters Returning/Lost:..... 2/3  
 Head Coach:..... Isiah Thomas  
 Career Record (Seasons):..... 18-44 (2)  
 Record at School (Seasons):..... 18-44 (2)  
 Arena (Capacity):..... U.S. Century Bank Arena (5,000)  
 Men's Basketball SID:..... Paul Dodson  
 Office Phone:..... (305) 348-3164  
 Email:..... pdodson@fiu.edu

**FURMAN PALADINS**

Conference:..... Southern  
 2010-11 Record:..... 22-11  
 2010-11 Conf. Record (Finish):12-6 (3rd South)  
 Postseason:..... CollegeInsider.com First Round  
 Letterwinners Returning/Lost:..... 8/7  
 Starters Returning/Lost:..... 1/4  
 Head Coach:..... Jeff Jackson  
 Career Record (Seasons):..... 84-151 (8)  
 Record at School (Seasons):..... 63-91 (5)  
 Arena (Capacity):..... Timmons Arena (5,000)  
 Men's Basketball SID:..... Jordan Caskey  
 Office Phone:..... (864) 294-3065  
 Email:..... jordan.caskey@furman.edu

**GEORGIA TECH YELLOW JACKETS**

Conference:..... Atlantic Coast  
 2010-11 Record:..... 13-18  
 2010-11 Conf. Record (Finish):.. 5-11 (T-10th)  
 Postseason:..... none  
 Letterwinners Returning/Lost:..... 9/4  
 Starters Returning/Lost:..... 2/3  
 Head Coach:..... Brian Gregory  
 Career Record (Seasons):..... 172-94 (8)  
 Record at School (Seasons):..... first season  
 Arena (Capacity):..... multiple  
 Men's Basketball SID:..... Mike Stamus  
 Office Phone:..... (404) 218-9723  
 Email:..... mstamus@athletics.gatech.edu

**IUPUI JAGUARS**

Conference:..... The Summit League  
 2010-11 Record:..... 19-14  
 2010-11 Conf. Record (Finish):..... 12-6 (3rd)  
 Postseason:..... none  
 Letterwinners Returning/Lost:..... 9/5  
 Starters Returning/Lost:..... 3/2  
 Head Coach:..... Todd Howard  
 Career Record (Seasons):..... first season  
 Record at School (Seasons):..... first season  
 Arena (Capacity):..... The Jungle (1,215)  
 Men's Basketball SID:..... Ed Holdaway  
 Office Phone:..... (317) 274-2725  
 Email:..... eholdawa@iupui.edu

**LOUISIANA-LAFAYETTE RAGIN' CAJUNS**

Conference:..... Sun Belt  
 2010-11 Record:..... 14-15  
 2010-11 Conf. Record (Finish):11-5 (T-1st West)  
 Postseason:..... none  
 Letterwinners Returning/Lost:..... 6/6  
 Starters Returning/Lost:..... 3/2  
 Head Coach:..... Bob Marlin  
 Career Record (Seasons):..... 362-181 (18)  
 Record at School (Seasons):..... 14-15 (1)  
 Arena (Capacity):..... Cajundome (11,550)  
 Men's Basketball SID:..... Matt Hebert  
 Office Phone:..... (337) 482-6330  
 Email:..... matth@louisiana.edu

**ULM WARHAWKS**

Conference:..... Sun Belt  
 2010-11 Record:..... 7-24  
 2010-11 Conf. Record (Finish): 2-14 (6th West)  
 Postseason:..... none  
 Letterwinners Returning/Lost:..... 9/3  
 Starters Returning/Lost:..... 3/2  
 Head Coach:..... Keith Richard  
 Career Record (Seasons):..... 157-141 (10)  
 Record at School (Seasons):..... 7-24 (1)  
 Arena (Capacity):..... Fant-Ewing Coliseum (7,000)  
 Men's Basketball SID:..... Jeremy Stevens  
 Office Phone:..... (318) 342-5462  
 Email:..... jstevens@ulm.edu

**LSU TIGERS**

Conference:..... Southeastern  
 2010-11 Record:..... 11-21  
 2010-11 Conf. Record (Finish): 3-13 (6th West)  
 Postseason:..... none  
 Letterwinners Returning/Lost:..... 7/5  
 Starters Returning/Lost:..... 4/1  
 Head Coach:..... Trent Johnson  
 Career Record (Seasons):..... 208-160 (12)  
 Record at School (Seasons):..... 49-49 (3)  
 Arena (Capacity):..... Maravich Center (13,214)  
 Men's Basketball SID:..... Kent Lowe  
 Office Phone:..... (225) 578-1864  
 Email:..... clowe@lsu.edu

**LOUISVILLE CARDINALS**

Conference:..... BIG EAST  
 2010-11 Record:..... 25-10  
 2010-11 Conf. Record (Finish):..... 12-6 (T-3rd)  
 Postseason:..... NCAA First Round  
 Letterwinners Returning/Lost:..... 11/3  
 Starters Returning/Lost:..... 3/2  
 Head Coach:..... Rick Pitino  
 Career Record (Seasons):..... 597-220 (24)  
 Record at School (Seasons):..... 245-96 (9)  
 Arena (Capacity):..... KFC Yum! Center (22,000)  
 Men's Basketball SID:..... Kenny Klein  
 Office Phone:..... (502) 852-6581  
 Email:..... kenny.klein@louisville.edu

**MIDDLE TENNESSEE BLUE RAIDERS**

Conference:..... Sun Belt  
 2010-11 Record:..... 16-16  
 2010-11 Conf. Record (Finish): 10-6 (2nd East)  
 Postseason:..... none  
 Letterwinners Returning/Lost:..... 7/7  
 Starters Returning/Lost:..... 3/2  
 Head Coach:..... Kermit Davis  
 Career Record (Seasons):..... 290-201 (16)  
 Record at School (Seasons):..... 153-126 (9)  
 Arena (Capacity):..... Murphy Center (11,520)  
 Men's Basketball SID:..... Leslie Wilhite  
 Office Phone:..... (615) 904-8115  
 Email:..... wilhite@goblueraiders.com

**MURRAY STATE RACERS**

Conference:..... Ohio Valley  
 2010-11 Record:..... 23-9  
 2010-11 Conf. Record (Finish):..... 14-4 (1st)  
 Postseason:..... NIT First Round  
 Letterwinners Returning/Lost:..... 6/3  
 Starters Returning/Lost:..... 2/3  
 Head Coach:..... Steve Prohm  
 Career Record (Seasons):..... first season  
 Record at School (Seasons):..... first season  
 Arena (Capacity):..... CFSB Center (8,600)  
 Men's Basketball SID:..... Dave Winder  
 Office Phone:..... (270) 809-4271  
 Email:..... dave.winder@murraystate.edu

**NORTH TEXAS MEAN GREEN**

Conference:..... Sun Belt  
 2010-11 Record:..... 22-11  
 2010-11 Conf. Record (Finish):.. 8-8 (4th West)  
 Postseason:..... none  
 Letterwinners Returning/Lost: ..... 5/8  
 Starters Returning/Lost: ..... 1/4  
 Head Coach:..... Johnny Jones  
 Career Record (Seasons): ..... 187-148 (11)  
 Record at School (Seasons): .. 172-132 (10)  
 Arena (Capacity):.....The Super Pit (10,500)  
 Men's Basketball SID: ..... Stephen Howard  
 Office Phone:..... (940) 369-8548  
 Email:.....stephen.howard@unt.edu

**NORTHWESTERN WILDCATS**

Conference:..... Big Ten  
 2010-11 Record:..... 20-14  
 2010-11 Conf. Record (Finish):..... 7-11 (8th)  
 Postseason:..... NIT Quarterfinals  
 Letterwinners Returning/Lost: ..... 9/4  
 Starters Returning/Lost: ..... 4/1  
 Head Coach:..... Bill Carmody  
 Career Record (Seasons): ..... 252-202 (15)  
 Record at School (Seasons): .. 160-177 (11)  
 Arena (Capacity):.....Welsh-Ryan Arena (8,367)  
 Men's Basketball SID: ..... Nick Brilowski  
 Office Phone:..... (847) 467-3831  
 Email:.....brilowski@northwestern.edu

**SAINT JOSEPH'S HAWKS**

Conference:..... Atlantic 10  
 2010-11 Record:..... 11-22  
 2010-11 Conf. Record (Finish):..... 4-12 (12th)  
 Postseason:..... none  
 Letterwinners Returning/Lost: ..... 7/4  
 Starters Returning/Lost: ..... 4/1  
 Head Coach:..... Phil Martelli  
 Career Record (Seasons): ..... 300-209 (16)  
 Record at School (Seasons): .. 300-209 (16)  
 Arena (Capacity):.....Hagan Arena (4,200)  
 Men's Basketball SID: ..... Marie Wozniak  
 Office Phone:..... (610) 660-1727  
 Email:.....mwozniak@sju.edu

**SETON HALL PIRATES**

Conference:..... BIG EAST  
 2010-11 Record:..... 13-18  
 2010-11 Conf. Record (Finish):..... 7-11 (12th)  
 Postseason:..... none  
 Letterwinners Returning/Lost: ..... 6/5  
 Starters Returning/Lost: ..... 3/2  
 Head Coach:..... Kevin Willard  
 Career Record (Seasons): ..... 58-67 (4)  
 Record at School (Seasons): ..... 13-18 (1)  
 Arena (Capacity):.....Prudential Center (10,862)  
 Men's Basketball SID: ..... Matt Sweeney  
 Office Phone:..... (973) 761-9493  
 Email:.....matthew.sweeney@shu.edu

**SOUTH ALABAMA JAGUARS**

Conference:..... Sun Belt  
 2010-11 Record:..... 12-16  
 2010-11 Conf. Record (Finish):. 6-10 (5th East)  
 Postseason:..... none  
 Letterwinners Returning/Lost: ..... 6/8  
 Starters Returning/Lost: ..... 1/4  
 Head Coach:..... Ronnie Arrow  
 Career Record (Seasons): ..... 323-235 (20)  
 Record at School (Seasons): .. 189-144 (12)  
 Arena (Capacity):.....Mitchell Center (10,000)  
 Men's Basketball SID: ..... Matt Horne  
 Office Phone:..... (251) 414-8184  
 Email:.....mhorne@usouthal.edu

**SOUTHEASTERN LOUISIANA LIONS**

Conference:..... Southland  
 2010-11 Record:..... 15-14  
 2010-11 Conf. Record (Finish):... 9-7 (3rd East)  
 Postseason:..... none  
 Letterwinners Returning/Lost: ..... 6/5  
 Starters Returning/Lost: ..... 2/3  
 Head Coach:..... Jim Yarbrough  
 Career Record (Seasons): ..... 193-124 (11)  
 Record at School (Seasons): ..... 96-82 (6)  
 Arena (Capacity):..... University Center (7,500)  
 Men's Basketball SID: ..... Matt Sullivan  
 Office Phone:..... (985) 549-2142  
 Email:.....rsullivan@selu.edu

**SOUTHERN ILLINOIS SALUKIS**

Conference:..... Missouri Valley  
 2010-11 Record:..... 13-19  
 2010-11 Conf. Record (Finish):..... 5-13 (9th)  
 Postseason:..... none  
 Letterwinners Returning/Lost: ..... 5/8  
 Starters Returning/Lost: ..... 2/3  
 Head Coach:..... Chris Lowery  
 Career Record (Seasons): ..... 137-93 (7)  
 Record at School (Seasons): ..... 137-93 (7)  
 Arena (Capacity):..... SIU Arena (8,500)  
 Men's Basketball SID: ..... Tom Weber  
 Office Phone:..... (618) 453-7236  
 Email:.....tomweber@siu.edu

**TENNESSEE STATE TIGERS**

Conference:..... Ohio Valley  
 2010-11 Record:..... 14-16  
 2010-11 Conf. Record (Finish):..... 10-8 (5th)  
 Postseason:..... none  
 Letterwinners Returning/Lost: ..... 7/2  
 Starters Returning/Lost: ..... 5/0  
 Head Coach:..... John Cooper  
 Career Record (Seasons): ..... 23-39 (2)  
 Record at School (Seasons): ..... 23-39 (2)  
 Arena (Capacity):..... Gentry Center (10,500)  
 Men's Basketball SID: ..... Russell Luna  
 Office Phone:..... (615) 963-5922  
 Email:.....rluna@tnstate.edu

**TROY TROJANS**

Conference:..... Sun Belt  
 2010-11 Record:..... 8-21  
 2010-11 Conf. Record (Finish):. 6-10 (5th East)  
 Postseason:..... none  
 Letterwinners Returning/Lost: ..... 3/8  
 Starters Returning/Lost: ..... 2/3  
 Head Coach:..... Don Maestri  
 Career Record (Seasons): ..... 485-357 (29)  
 Record at School (Seasons): .. 485-357 (29)  
 Arena (Capacity):..... Sartain Hall (4,000)  
 Men's Basketball SID: ..... Matt Mays  
 Office Phone:..... (334) 670-5655  
 Email:.....mtmays@troy.edu

**TULSA GOLDEN HURRICANE**

Conference:..... Conference USA  
 2010-11 Record:..... 19-13  
 2010-11 Conf. Record (Finish):..... 11-5 (2nd)  
 Postseason:..... none  
 Letterwinners Returning/Lost: ..... 9/3  
 Starters Returning/Lost: ..... 3/2  
 Head Coach:..... Doug Wojcik  
 Career Record (Seasons): ..... 123-78 (6)  
 Record at School (Seasons): ..... 123-78 (6)  
 Arena (Capacity):..... Reynolds Center (8,355)  
 Men's Basketball SID: ..... Don Tomkalski  
 Office Phone:..... (918) 631-3200  
 Email:.....donald-tomkalski@tulsa.edu

**VCU RAMS**

Conference:..... Colonial Athletic Association  
 2010-11 Record:..... 28-12  
 2010-11 Conf. Record (Finish):..... 12-6 (4th)  
 Postseason:..... NCAA Final Four  
 Letterwinners Returning/Lost: ..... 9/5  
 Starters Returning/Lost: ..... 2/3  
 Head Coach:..... Shaka Smart  
 Career Record (Seasons): ..... 55-21 (2)  
 Record at School (Seasons): ..... 55-21 (2)  
 Arena (Capacity):..... Verizon Arena (7,500)  
 Men's Basketball SID: ..... Scott Day  
 Office Phone:..... (804) 828-1727  
 Email:.....sdday@vcu.edu

2011-12 SCHEDULE

MEDIA INFORMATION

DATE	DAY	OPPONENT	LOCATION	TIME (CT)	TV
<b>N5</b>	<b>SAT</b>	<b>Xavier (La.) (Exh.)</b>	<b>E.A. Diddle Arena</b>	<b>7:30 PM</b>	<b>TBA</b>
<b>N11</b>	<b>FRI</b>	<b>Saint Joseph's</b>	<b>E.A. Diddle Arena</b>	<b>7:00 PM</b>	<b>TBA</b>
<b>N14</b>	<b>MON</b>	<b>Tennessee State</b>	<b>E.A. Diddle Arena</b>	<b>7:00 PM</b>	<b>TBA</b>
N17	THUR	vs. Tulsa (1)	Charleston, S.C.	11:30 AM	TBA
N18	FRI	vs. TBD (1)	Charleston, S.C.	TBD	TBA
N20	SUN	vs. TBD (1)	Charleston, S.C.	TBD	TBA
<b>N23</b>	<b>WED</b>	<b>VCU</b>	<b>E.A. Diddle Arena</b>	<b>7:00 PM</b>	<b>TBA</b>
<b>N26</b>	<b>SAT</b>	<b>Southeastern Louisiana</b>	<b>E.A. Diddle Arena</b>	<b>7:00 PM</b>	<b>TBA</b>
<b>D1</b>	<b>THUR</b>	<b>Murray State</b>	<b>E.A. Diddle Arena</b>	<b>7:00 PM</b>	<b>TBA</b>
<b>D4</b>	<b>SUN</b>	<b>Bowling Green State</b>	<b>E.A. Diddle Arena</b>	<b>2:00 PM</b>	<b>TBA</b>
D7	WED	at Southern Illinois	Carbondale, Ill.	7:05 PM	TBA
D10	SAT	at IUPUI	Indianapolis, Ind.	6:00 PM	TBA
<b>D17</b>	<b>SAT</b>	<b>Furman</b>	<b>E.A. Diddle Arena</b>	<b>7:00 PM</b>	<b>TBA</b>
D23	FRI	at Louisville	Louisville, Ky.	6:00 PM	ESPN2
D29	THUR	at ULM*	Monroe, La.	7:30 PM	TBA
<b>D31</b>	<b>SAT</b>	<b>FIU*</b>	<b>E.A. Diddle Arena</b>	<b>1:00 PM</b>	<b>TBA</b>
<b>J5</b>	<b>THUR</b>	<b>Louisiana-Lafayette*</b>	<b>E.A. Diddle Arena</b>	<b>7:00 PM</b>	<b>TBA</b>
<b>J7</b>	<b>SAT</b>	<b>Troy*</b>	<b>E.A. Diddle Arena</b>	<b>4:00 PM</b>	<b>TBA</b>
J12	THUR	at North Texas*	Denton, Texas	7:00 PM	TBA
J15	SUN	at Denver*	Denver, Colo.	2:00 PM	TBA
<b>J21</b>	<b>SAT</b>	<b>UALR*</b>	<b>E.A. Diddle Arena</b>	<b>1:00 PM</b>	<b>TBA</b>
J26	THUR	at Florida Atlantic*	Boca Raton, Fla.	6:00 PM	TBA
J28	SAT	at FIU*	Miami, Fla.	6:30 PM	TBA
<b>F4</b>	<b>SAT</b>	<b>South Alabama*</b>	<b>E.A. Diddle Arena</b>	<b>7:00 PM</b>	<b>TBA</b>
F9	THUR	at Middle Tennessee*	Murfreesboro, Tenn.	7:00 PM	TBA
F11	SAT	at Troy*	Troy, Ala.	1:00 PM	TBA
<b>F16</b>	<b>THUR</b>	<b>Florida Atlantic*</b>	<b>E.A. Diddle Arena</b>	<b>7:00 PM</b>	<b>TBA</b>
F18	SAT	at South Alabama*	Mobile, Ala.	7:05 PM	TBA
<b>F23</b>	<b>THUR</b>	<b>Arkansas State*</b>	<b>E.A. Diddle Arena</b>	<b>7:00 PM</b>	<b>TBA</b>
<b>F25</b>	<b>SAT</b>	<b>Middle Tennessee*</b>	<b>E.A. Diddle Arena</b>	<b>5:00 PM</b>	<b>TBA</b>
M3-6	SAT-TUES	at Sun Belt Conference Tournament	Hot Springs, Ark.	TBD	TBA
M13-14	TUES-WED	at NCAA Tournament First Four	Dayton, Ohio	TBD	truTV
M15-18	THUR-SUN	at NCAA Tournament 2nd/3rd Rounds	TBD	TBD	truTV/TBS/TNT/CBS
M22-25	THUR-SUN	at NCAA Regionals	TBD	TBD	truTV/TBS/TNT/CBS
M31-A2	SAT-MON	at NCAA Final Four	New Orleans, La.	TBD	CBS

• All times (CT) and subject to change • All TV info subject to change • Home games in **bold**

(\*) Sun Belt Conference game

(1) 2011 Charleston Classic (Participating Teams: Georgia Tech, LSU, Northwestern, Saint Joseph's, Seton Hall, Tulsa, VCU, WKU)

Games televised on Fox College Sports [FCS] and WKYU-PBS are produced by the Hilltopper Sports Satellite Network [HSSN] and also air on DirecTV



NO.	NAME	POS.	HT.	WT.	YR.	EXP.	HOMETOWN (LAST SCHOOL)
0	Kene Anyigbo	F	6-5	250	So.	1L	Bellaire, Texas (Bellaire HS)
1	Kevin Kaspar	G	6-0	173	Fr.	HS	Istanbul, Turkey (Findlay Prep)
3	Kahlil McDonald	G	6-3	200	Sr.	1L	Brooklyn, N.Y. (Blinn College)
5	Derrick Gordon	G	6-2	185	Fr.	HS	Plainfield, N.J. (St. Patrick HS)
10	Caden Dickerson	G	6-4	200	Jr.	2L	Argyle, Texas (Argyle HS)
11	Spence Sheldon	G	5-11	165	Fr.	HS	Bowling Green, Ky. (IMG Academy)
14	Jamal Crook	G	6-3	175	Jr.	2L	Louisville, Ky. (Bridgton Academy)
15	O'Karo Akamune	F	6-6	205	So.	TR	Miami, Fla. (Eastern Oklahoma State JC)
21	Nigel Snipes	F	6-5	205	Fr.	HS	Marietta, Ga. (Wheeler HS)
22	Teeng Akol	F/C	6-11	217	R-Jr.	1L	Wian, Sudan (Oklahoma State Univ.)
24	Stephon Drane	F	6-7	228	So.	1L	Raleigh, N.C. (Garner HS)
41	Vinny Zollo	F	6-8	240	Fr.	HS	Winchester, Ky. (George Rogers Clark HS)
44	George Fant	F	6-5	245	Fr.	HS	Bowling Green, Ky. (Warren Central HS)
52	T.J. Price	G	6-3	220	Fr.	HS	Slidell, La. (Salmen HS)

NO.	NAME	POS.	HT.	WT.	YR.	EXP.	HOMETOWN (LAST SCHOOL)
15	O'Karo Akamune	F	6-6	205	So.	TR	Miami, Fla. (Eastern Oklahoma State JC)
22	Teeng Akol	F/C	6-11	217	R-Jr.	1L	Wian, Sudan (Oklahoma State Univ.)
0	Kene Anyigbo	F	6-5	250	So.	1L	Bellaire, Texas (Bellaire HS)
14	Jamal Crook	G	6-3	175	Jr.	2L	Louisville, Ky. (Bridgton Academy)
10	Caden Dickerson	G	6-4	200	Jr.	2L	Argyle, Texas (Argyle HS)
24	Stephon Drane	F	6-7	228	So.	1L	Raleigh, N.C. (Garner HS)
44	George Fant	F	6-5	245	Fr.	HS	Bowling Green, Ky. (Warren Central HS)
5	Derrick Gordon	G	6-2	185	Fr.	HS	Plainfield, N.J. (St. Patrick HS)
1	Kevin Kaspar	G	6-0	173	Fr.	HS	Istanbul, Turkey (Findlay Prep)
3	Kahlil McDonald	G	6-3	200	Sr.	1L	Brooklyn, N.Y. (Blinn College)
52	T.J. Price	G	6-3	220	Fr.	HS	Slidell, La. (Salmen HS)
11	Spence Sheldon	G	5-11	165	Fr.	HS	Bowling Green, Ky. (IMG Academy)
21	Nigel Snipes	F	6-5	205	Fr.	HS	Marietta, Ga. (Wheeler HS)
41	Vinny Zollo	F	6-8	240	Fr.	HS	Winchester, Ky. (George Rogers Clark HS)

POSITION	NAME (ALMA MATER, YEAR)	SEASON AT WKU
Head Coach	Ken McDonald (Providence, 1992)	4th Season
Assistant Coach	Ray Harper (Kentucky Wesleyan, 1985)	4th Season
Assistant Coach	Lawrence Brenneman (Geneva, 1985)	4th Season
Assistant Coach	Jake Morton (Miami (Fla.), 1993)	1st Season
Director of Basketball Operations	Andrew Theokas (William and Mary, 1992)	2nd Season
Director of Player Development	Kip Wellman (Transylvania, 2005)	3rd Season
Director of Player Development	Brian Bidlingmyer (Siena, 1995)	1st Season
Athletic Trainer	Mike Gaddie (Murray State, 1992)	12th Season
Strength and Conditioning Coach	Brandon Kuhn (Angelo State, 2006)	1st Season

**PRONUNCIATION GUIDE**

O'Karo Akamune ..... ah-KAH-muh-nay	Stephon Drane ..... steh-FAHN
Teeng Akol..... TING uh-KOHL	Kevin Kaspar ..... KASS-parr
Kene Anyigbo ..... KEH-nee uh-KNEE-beau	Kahlil McDonald ..... kuh-LEAL






#0 KENE ANYIGBO  
SO. • F • 6-5 • 250



#1 KEVIN KASPAR  
FR. • G • 6-0 • 173



#3 KAHLIL McDONALD  
SR. • G • 6-3 • 200



#5 DERRICK GORDON  
FR. • G • 6-2 • 185



#10 CADEN DICKERSON  
JR. • G • 6-4 • 200



#11 SPENCE SHELDON  
FR. • G • 5-11 • 165



#14 JAMAL CROOK  
JR. • G • 6-3 • 175



#15 O'KARO AKAMUNE  
SO. • F • 6-6 • 205




#21 NIGEL SNIPES  
FR. • G • 6-5 • 205



#22 TEENG AKOL  
R-JR. • F/C • 6-11 • 217



#24 STEPHON DRANE  
SO. • F • 6-7 • 228



#41 VINNY ZOLLO  
FR. • F • 6-8 • 240



#44 GEORGE FANT  
FR. • F • 6-5 • 245



#52 T.J. PRICE  
FR. • G • 6-3 • 220



HEAD COACH  
KEN McDONALD



ASSISTANT COACH  
RAY HARPER



ASSISTANT COACH  
LAWRENCE BRENNEMAN



ASSISTANT COACH  
JAKE MORTON



DIRECTOR OF OPS.  
ANDREW THEOKAS



PLAYER DEVELOPMENT  
KIP WELLMAN



PLAYER DEVELOPMENT  
BRIAN BIDLINGMYER



STRENGTH COACH  
BRANDON KUHN



ATHLETIC TRAINER  
MIKE GADDIE



## 2011-12 HILLTOPPER PLAYERS

<b>Returning Players.....</b>	<b>10-18</b>
Kahlil McDonald.....	10-11
Jamal Crook.....	12-13
Caden Dickerson.....	14-15
Teeng Akol.....	16
Kene Anyigbo.....	17
Stephon Drane.....	18
<b>Newcomers.....</b>	<b>19-22</b>
O'Karo Akamune.....	19
George Fant.....	19
Derrick Gordon.....	20
Kevin Kaspar.....	20
T.J. Price.....	21
Spence Sheldon.....	21
Nigel Snipes.....	22
Vinny Zollo.....	22
<b>Career Stats versus 2010-11 Opponents.....</b>	<b>23-24</b>





#3 KAHLIL McDONALD  
 SENIOR • G • 6-3 • 200  
 BROOKLYN, N.Y. (BLINN COLLEGE)

**McDONALD'S CAREER HIGHS**

<b>Points:</b> .....	<b>15</b>
vs. 2 opp. (last vs. FIU, 02/24/11)	
<b>Rebounds:</b> .....	<b>5</b>
vs. 2 opp. (last vs ULM, 02/05/11)	
<b>Field Goals:</b> .....	<b>5</b>
vs. North Texas, 02/12/11	
<b>Field Goal Attempts:</b> .....	<b>13</b>
at Troy, 01/13/11	
<b>3-Point Field Goals:</b> .....	<b>4</b>
at South Alabama, 01/20/11	
<b>3-Point Field Goal Attempts:</b> .....	<b>11</b>
at Troy, 01/13/11	
<b>Free Throws:</b> .....	<b>9</b>
vs. FIU, 02/24/11	
<b>Free Throw Attempts:</b> .....	<b>12</b>
vs. Middle Tennessee, 02/10/11	
<b>Assists:</b> .....	<b>6</b>
at FIU, 01/27/11	
<b>Blocked Shots:</b> .....	<b>1</b>
vs. 2 opp. (last at S. Alabama, 01/20/11)	
<b>Steals:</b> .....	<b>1</b>
vs. 10 opp. (last vs. ULM, 03/05/11)	
<b>Minutes Played:</b> .....	<b>34</b>
vs. Denver, 01/06/11	

**MISCELLANEOUS STATS**

<b>Games Led WKU in Scoring:</b>	
2010-11:.....	0
Career:.....	0
<b>10+ Scoring Games:</b>	
2010-11:.....	7
Career:.....	7
<b>20+ Scoring Games:</b>	
2010-11:.....	0
Career:.....	0
<b>Double-Doubles:</b>	
2010-11:.....	0
Career:.....	0
<b>Games Led WKU in Rebounding:</b>	
2010-11:.....	0
Career:.....	0
<b>10+ Rebounding Games:</b>	
2010-11:.....	0
Career:.....	0
<b>Games Led WKU in Assists:</b>	
2010-11:.....	7
Career:.....	7
<b>Games Led WKU in Blocks:</b>	
2010-11:.....	1
Career:.....	1
<b>Games Led WKU in Steals:</b>	
2010-11:.....	4
Career:.....	4

**JUNIOR (2010-11):** Saw action in 31 games as a junior in 2010-11, making seven starts and logging 23.5 minutes per game in his first season as a Hilltopper... Averaged 6.7 points and nearly two assists per game... Connected on a team-high 46 three-point field goals... Converted at a 73.2 percent clip from the charity stripe... Had seven games of 10 or more points and led WKU in assists seven times... Had eight points and a pair of three-pointers against Minnesota on November 18 in the Honda Puerto Rico Tip-Off... Hit a pair of clutch three-pointers to help WKU come back from 14 points down with four minutes to play against Hofstra the next day in Puerto Rico... Poured in 11 points, thanks in part to three three-pointers, against 25th-ranked Louisville on December 22... Had his second-straight game with multiple three-pointers on January 1 at Arkansas State and set a then-career high in assists with four... Played a career-high 34 minutes in his first start in a WKU uniform January 6 against Denver and also set a career high with five rebounds... Scored a then-career-best 14 points at Troy on January 13... Set a career scoring high for the second time in three games on January 20, pouring in 15 points and hitting four three-pointers at South Alabama on January 20... Had a career-best six assists at FIU on January 27... Went 5-for-10 from the field en route to 14 points in 32 minutes off the bench against North Texas on February 12... Tied a career high with 15 points and converted a career-best nine free throws against FIU on February 24.

**BLINN COLLEGE:** Sharpshooter played two seasons at Blinn College in Brenham, Texas... Set the school scoring record as a freshman in 2008-09... Averaged 21.4 points per game and shot 53.1 percent from three-point range in freshman year... Twice earned first-team All-Region XIV honors... As a sophomore in 2009-10, improved his scoring average to 23.7 points per game... Led the conference in three-point field goal percentage... Also was named to the NJCAA All-America Third Team after freshman season... Rated as the 12th-best junior college prospect in the country by Rivals.com.

**HIGH SCHOOL:** Finished his career at American Christian High School in Aston, Pa... Also played at Bishop Loughlin in Brooklyn... Rated one of the best shooters in the Philadelphia area by HoopScoopOnline.com.

**MISCELLANEOUS:** Majoring in interdisciplinary studies with an emphasis on social and behavioral studies... Decided on WKU after considering Oklahoma State, Marquette, Iowa State and South Florida.

**HILLTOPPERS TO WEAR NUMBER 3:**

- Tyrone Brazelton (2007-08)
- Joel Campbell (2006)
- Antonio Haynes (2004-05)
- Caleb Halcomb (2003)
- Kareem Abdul-Jabbar (1998-99)
- Rob Williams (1996-97)
- Darnell Mee (1991-93)
- Mike Wilson (1989)

**McDONALD'S 2010-11 STATISTICS**

OPPONENT	FG-A	3FG-A	FT-A	R	PF	TP	A	TO	B	S	MIN.
at Saint Joseph's. 2-7	1-4	0-0	1 0	5	2	1	0	1			19
Alabama A&M.....0-2	0-2	0-0	0 1	0	1	0	0	0			8
vs. Minnesota .....2-6	2-4	2-2	2 3	8	1	0	0	1			13
vs. Hofstra .....3-8	3-7	0-0	1 2	9	1	2	0	0			18
vs. Davidson .....2-10	0-5	0-0	2 1	4	3	0	0	0			21
South Carolina.....2-5	2-4	1-2	2 1	7	3	2	0	0			22
at Vanderbilt.....0-6	0-5	0-0	3 1	0	2	0	0	0			14
at Memphis.....											DNP
at BG State.....0-3	0-2	0-2	1 2	0	3	3	0	0			16
Southern Illinois...1-5	1-4	1-2	0 1	4	0	0	0	0			15
at Murray State....0-2	0-2	0-0	1 2	0	1	1	0	0			6
Louisville.....3-6	3-5	2-2	1 1	11	2	1	0	0			16
at Arkansas State 3-9	2-6	0-0	2 1	8	4	2	0	0			29
Denver.....1-5	1-3	3-4	5 3	6	0	3	1	0			34
at Troy.....3-13	2-11	6-7	2 4	14	3	4	0	0			30
Florida Atlantic....3-11	2-6	0-0	2 4	8	3	1	0	1			33
at South Alabama 4-9	4-6	3-3	1 5	15	4	5	1	0			32
Troy.....2-11	2-8	0-0	1 3	6	0	4	0	1			28
at FIU.....2-9	2-8	0-0	1 3	6	6	3	0	1			33
at Florida Atlantic.0-3	0-2	0-0	1 4	0	4	3	0	0			28
South Alabama ....1-5	1-4	1-2	3 2	4	2	2	0	1			30
ULM.....2-6	2-5	0-0	5 0	6	4	1	0	0			27
Middle Tennessee 1-8	0-7	8-12	2 4	10	2	2	0	0			21
North Texas .....5-10	3-8	1-1	1 2	14	3	3	0	1			32
Florida Gulf Coast3-8	3-7	0-0	2 1	9	2	3	0	1			31
at UALR.....2-6	2-5	0-0	2 2	6	1	2	0	0			23
at La.-Lafayette...3-9	1-6	3-4	1 2	10	0	1	0	0			30
FIU.....2-9	2-6	9-11	4 4	15	1	1	0	0			31
at Middle Tenn. ....3-6	2-5	1-2	3 1	9	1	3	0	1			25
vs. ULM .....1-8	1-5	0-0	1 3	3	1	2	0	1			28
vs. La.-Lafayette..2-5	1-1	0-0	0 4	5	0	0	0	0			17
vs. North Texas....3-9	1-7	0-0	0 4	7	1	2	0	0			20

2011-12 HILLTOPPERS

**McDONALD'S CAREER STATISTICS**

SEASON	GP-GS	MIN/AVG	TOTAL		3-POINT		F-THROWS		REBOUNDS				PF	DQ	AST	TO	BLK	STL	SCORING	
			FG-FGA	PCT	FG-FGA	PCT	FT-FTA	PCT	OFF	DEF	TOT	AVG							PTS	AVG
2010-11	31-7	730/23.5	61-219	.279	46-160	.288	41-56	.732	10	43	53	1.7	71	1	61	57	2	10	209	6.7
<b>TOTAL</b>	<b>31-7</b>	<b>730/23.5</b>	<b>61-219</b>	<b>.279</b>	<b>46-160</b>	<b>.288</b>	<b>41-56</b>	<b>.732</b>	<b>10</b>	<b>43</b>	<b>53</b>	<b>1.7</b>	<b>71</b>	<b>1</b>	<b>61</b>	<b>57</b>	<b>2</b>	<b>10</b>	<b>209</b>	<b>6.7</b>

**McDONALD'S CAREER SUN BELT CONFERENCE STATISTICS**

SEASON	GP-GS	MIN/AVG	TOTAL		3-POINT		F-THROWS		REBOUNDS				PF	DQ	AST	TO	BLK	STL	SCORING	
			FG-FGA	PCT	FG-FGA	PCT	FT-FTA	PCT	OFF	DEF	TOT	AVG							PTS	AVG
2010-11	16-7	466/29.1	37-129	.287	28-96	.292	35-46	.761	6	30	36	2.3	44	1	38	40	2	6	137	8.6
<b>TOTAL</b>	<b>16-7</b>	<b>466/29.1</b>	<b>37-129</b>	<b>.287</b>	<b>28-96</b>	<b>.292</b>	<b>35-46</b>	<b>.761</b>	<b>6</b>	<b>30</b>	<b>36</b>	<b>2.3</b>	<b>44</b>	<b>1</b>	<b>38</b>	<b>40</b>	<b>2</b>	<b>6</b>	<b>137</b>	<b>8.6</b>





## #14 JAMAL CROOK

**JUNIOR • G • 6-3 • 175**  
**LOUISVILLE, KY. (BRIDGTON ACADEMY)**

### CROOK'S CAREER HIGHS

<b>Points:</b> .....	<b>11</b>
vs. New Orleans, 01/30/10	
<b>Rebounds:</b> .....	<b>8</b>
vs. Troy, 01/22/11	
<b>Field Goals:</b> .....	<b>5</b>
vs. New Orleans, 01/30/10	
<b>Field Goal Attempts:</b> .....	<b>9</b>
vs. 2 opp. (last at La.-Lafayette, 02/19/11)	
<b>3-Point Field Goals:</b> .....	<b>0</b>
<b>3-Point Field Goal Attempts:</b> .....	<b>2</b>
vs. 2 opp. (last vs. Ala. A&M, 11/15/10)	
<b>Free Throws:</b> .....	<b>6</b>
at FIU, 01/27/11	
<b>Free Throw Attempts:</b> .....	<b>8</b>
at FIU, 01/27/11	
<b>Assists:</b> .....	<b>10</b>
vs. FIU, 02/24/11	
<b>Blocked Shots:</b> .....	<b>1</b>
vs. 7 opp. (last vs. FGCU, 02/14/11)	
<b>Steals:</b> .....	<b>4</b>
vs. New Orleans, 01/30/10	
<b>Minutes Played:</b> .....	<b>35</b>
vs. FIU, 02/24/11	

### MISCELLANEOUS STATS

<b>Games Led WKU in Scoring:</b>	
2010-11: .....	0
Career: .....	0
<b>10+ Scoring Games:</b>	
2010-11: .....	0
Career: .....	1
<b>20+ Scoring Games:</b>	
2010-11: .....	0
Career: .....	0
<b>Double-Doubles:</b>	
2010-11: .....	0
Career: .....	0
<b>Games Led WKU in Rebounding:</b>	
2010-11: .....	0
Career: .....	0
<b>10+ Rebounding Games:</b>	
2010-11: .....	0
Career: .....	0
<b>Games Led WKU in Assists:</b>	
2010-11: .....	16
Career: .....	20
<b>Games Led WKU in Blocks:</b>	
2010-11: .....	1
Career: .....	1
<b>Games Led WKU in Steals:</b>	
2010-11: .....	10
Career: .....	12

**SOPHOMORE (2010-11):** Contributed significantly at the point guard position in 2010-11 and finished the season ranked third in the Sun Belt Conference in assist-to-turnover ratio (2.0:1) and fifth in assists per game (3.6)... Played 31 games in sophomore season and made 17 starts, averaging 20.3 minutes per contest... Grabbed 2.2 rebounds per game to go along with scoring average of 3.6 points per game... Led WKU in assists in a game 16 times... Started final 12 games of the season... Had a career-high 10 assists on February 24 against FIU, marking the first time since January 1, 2009 that a Hilltopper had at least 10 assists in a game... Led WKU with six assists against Minnesota on November 18 in the Honda Puerto Rico Tip-Off, compared with no turnovers, in 16 minutes... Played 20 solid minutes in a start at Arkansas State on January 1, contributing eight points and five assists with only one turnover... Filled the stat sheet after coming off the bench at South Alabama on January 20, scoring six points, going 4-of-4 from the free throw line, dishing out a team-high six assists and grabbing three rebounds in the game... Set career highs with nine assists and eight rebounds and also had eight points against Troy on January 22... Had eight points and four assists in 25 minutes off the bench at Florida Atlantic on January 29... Dished out nine assists and did not commit a turnover in 25 minutes against North Texas on February 12... Had nine assists for the second-straight game and third time in 2010-11 against Florida Gulf Coast on February 14... Had the game-winning put-back with 0:00.7 seconds left at UALR, sending WKU to a 61-59 win... Played a career-high 34 minutes at Louisiana-Lafayette on February 19.

**FRESHMAN (2009-10):** Played in 32 games as a freshman in 2009-10 and made 18 starts... Dished out 51 assists and added 2.2 points per game... Grabbed one rebound in six minutes in collegiate debut on November 16 against Wisconsin-Milwaukee... Scored first collegiate points against Evansville on December 8... Breakout game came against Murray State on December 22 in first career start, scoring eight points in 26 minutes and adding five assists and one block... Tied then-career high with eight points against Mississippi State on January 4... Recorded first career double-digit scoring game with 11 points against New Orleans on January 30... Dished out a career-high seven assists on February 18 in a senior night win over South Alabama.

**HIGH SCHOOL:** Rated as a multi-star performer at Bridgton Academy by Scout.com... Played one season for the Maine prep school... Prior to attending Bridgton Academy, played senior year of high school at Durango High in Las Vegas, Nev.... Most of high school career took place at Ballard High School in Louisville... As a member of the varsity squad, compiled an impressive 57-13 record as a sophomore and junior... Averaged 6.1 points, 2.2 rebounds, and 1.5 assists over his two seasons, shooting 50.0 percent from the field in 14.0 minutes per game... Scored a career-high 16 points against Louisville Manual and had six points, 10 assists and five steals versus Seneca High School... Likely to have earned 7th Region Player of the Year and all-state honors had he played his senior year in Kentucky... As a junior, helped Ballard to a pair of prestigious in-season tournaments in the King of the Bluegrass and Louisville Invitational, as well as winning the 7th Region Tournament and finishing as Kentucky State Runner-Up.

**MISCELLANEOUS:** Majoring in recreation... Five former teammates from Ballard High School recently played college basketball: Twany Beckham at Mississippi State, Johonne Hamilton at Georgetown College (Ky.), Chris Gowers at Centre College (Ky.), Corey Kottak at Transylvania (Ky.), and Wesley Cox at Iowa Western Junior College.

### HILLTOPPERS TO WEAR NUMBER 14:

- Adam Howard (2005-08)
- Michael Fralix (1993-96)
- Jim Dunn (1961-63)
- Roger Davis (1959)
- Jim Mitchell (1958)

**CROOK'S 2010-11 STATISTICS**

OPPONENT	FG-A	3FG-A	FT-A	R	PF	TP	A	TO	B	S	MIN.
at Saint Joseph's.....	0-0	0-0	0-0	1	4	0	4	1	0	1	12
Alabama A&M.....	1-3	0-1	1-2	1	1	3	3	2	0	1	13
vs. Minnesota.....	2-4	0-0	2-2	5	1	6	6	0	0	1	16
vs. Hofstra.....	0-1	0-0	0-0	2	1	0	6	2	0	1	20
vs. Davidson.....	1-1	0-0	0-0	0	1	2	2	1	0	2	14
South Carolina.....											DNP
at Vanderbilt.....	0-0	0-0	0-0	0	0	0	0	1	0	1	7
at Memphis.....	1-6	0-0	0-0	1	3	2	1	3	0	0	18
at BG State.....	1-1	0-0	0-0	1	1	2	0	2	1	0	7
Southern Illinois...1-1	0-0	0-0	0-0	1	0	2	0	1	0	0	15
at Murray State....	1-1	0-0	0-0	0	2	2	0	3	0	1	9
Louisville.....	0-2	0-0	0-0	0	2	0	1	2	0	2	6
at Arkansas State 4-8	0-1	0-0	0-0	2	3	8	5	1	1	2	20
Denver.....	0-2	0-0	0-0	1	0	0	0	0	0	1	13
at Troy.....	2-4	0-1	0-0	0	2	4	0	3	0	1	21
Florida Atlantic.....	0-3	0-0	0-0	0	4	0	3	0	0	0	20
at South Alabama 1-1	0-0	0-0	4-4	3	0	6	6	2	1	0	20
Troy.....	3-4	0-0	2-4	8	2	8	9	2	0	0	20
at FIU.....	0-2	0-0	6-8	6	2	6	4	5	0	1	26
at Florida Atlantic 2-3	0-0	0-0	4-5	2	0	8	4	1	1	1	25
South Alabama ....	1-5	0-1	1-2	2	3	3	6	4	0	1	25
ULM.....	0-5	0-0	1-2	1	1	1	6	1	0	2	27
Middle Tennessee 1-3	0-0	0-0	0-0	1	3	2	0	2	0	0	18
North Texas.....	1-6	0-1	0-0	2	2	2	9	0	0	2	25
Florida Gulf Coast 4-7	0-0	0-0	0-0	2	2	8	9	1	1	2	25
at UALR.....	4-8	0-0	1-4	2	3	9	5	2	0	1	31
at La.-Lafayette...3-9	0-1	0-1	1-2	4	3	7	6	5	0	2	34
FIU.....	0-3	0-0	5-6	5	1	5	10	3	0	1	35
at Middle Tenn. ....	0-5	0-0	0-0	6	1	0	0	2	0	0	26
vs. ULM.....	2-6	0-0	1-2	2	1	5	1	1	0	2	19
vs. La.-Lafayette...1-2	0-0	0-0	2-4	3	3	4	3	1	0	0	31
vs. North Texas....3-5	0-0	0-0	0-0	5	3	6	3	2	0	0	31

**CROOK'S 2009-10 STATISTICS**

OPPONENT	FG-A	3FG-A	FT-A	R	PF	TP	A	TO	B	S	MIN.
vs. Wisc.-Milw.....	0-0	0-0	0-0	1	1	0	0	2	0	0	6
at LSU.....	0-1	0-1	0-0	0	0	0	0	0	0	0	2
Cal St. Nhrthdge...0-1	0-0	0-0	0-0	0	1	0	0	0	0	0	1
Indiana State.....	0-1	0-0	0-0	0	0	0	1	0	0	0	5
at South Carolina.0-1	0-0	0-0	0-0	0	1	0	0	1	0	0	3
Tulane.....	0-3	0-0	0-0	0	1	0	0	1	0	2	11
Evansville.....	1-1	0-0	0-0	0	1	2	0	0	0	0	7
vs. Vanderbilt.....											DNP
at Louisville.....	0-4	0-0	2-2	0	4	2	1	3	0	1	21
Murray State.....	2-3	0-0	4-4	0	1	8	5	2	1	0	26
La.-Lafayette.....	2-8	0-0	0-0	1	4	4	2	2	0	1	21
Mississippi State..4-9	0-0	0-0	2	1	8	2	0	0	3	22	
at S. Alabama.....	1-3	0-0	0-0	2	3	2	2	2	0	0	19
at Denver.....	0-3	0-0	0-0	0	1	0	3	2	0	0	25
Florida Atlantic.....	1-4	0-0	1-2	2	4	3	1	2	0	1	17
FIU.....	4-8	0-0	0-0	2	5	8	1	1	0	1	23
at Middle Tenn. ....	0-1	0-0	0-0	0	3	0	1	3	0	0	6
at Troy.....	1-7	0-0	0-0	2	2	2	3	4	0	0	33
Middle Tenn. ....	2-3	0-0	0-0	1	1	4	1	1	0	0	20
at Southern Ill. ....	0-0	0-0	0-0	1	0	0	2	1	0	1	11
North Texas.....	1-6	0-0	3-4	3	1	5	1	1	0	2	19
New Orleans.....	5-7	0-0	1-1	4	2	11	2	2	0	4	24
at ULM.....	0-0	0-0	0-0	1	0	0	2	1	0	0	6
Troy.....	0-0	0-0	0-0	4	1	0	4	2	0	1	16
Houston.....	2-6	0-0	0-0	1	1	4	2	2	0	0	20
Arkansas State.....	0-1	0-0	1-2	3	1	1	1	2	0	0	18
at UALR.....	1-1	0-0	0-0	3	1	2	3	0	0	0	14
S. Alabama.....	1-1	0-0	0-0	4	1	2	7	2	0	0	18
at Arkansas St. ....	0-0	0-0	0-0	0	0	0	0	0	0	0	3
at Florida Atlantic.0-0	0-0	0-0	0-0	0	0	0	0	0	0	1	3
at FIU.....	0-3	0-0	2-2	4	2	2	3	1	0	1	11
vs. New Orleans..0-1	0-0	0-0	0-0	1	1	0	1	0	0	1	8
vs. Arkansas St.....											DNP
vs. Troy.....	0-0	0-0	0-0	0	0	0	0	0	1	0	4

2011-12 HILLTOPPERS

**CROOK'S CAREER STATISTICS**

SEASON	GP-GS	MIN/AVG	TOTAL		3-POINT		F-THROWS		REBOUNDS				PF	DQ	AST	TO	BLK	STL	SCORING	
			FG-FGA	PCT	FG-FGA	PCT	FT-FTA	PCT	OFF	DEF	TOT	AVG							PTS	AVG
2009-10	32-18	443/13.8	28-87	.322	0-1	.000	14-17	.824	3	39	42	1.3	44	1	51	40	2	20	70	2.2
2010-11	31-17	629/20.3	40-111	.360	0-6	.000	31-47	.660	18	51	69	2.2	55	0	112	56	5	29	111	3.6
<b>TOTAL</b>	<b>63-35</b>	<b>1072/17.0</b>	<b>68-198</b>	<b>.343</b>	<b>0-7</b>	<b>.000</b>	<b>45-64</b>	<b>.703</b>	<b>21</b>	<b>90</b>	<b>111</b>	<b>1.8</b>	<b>99</b>	<b>1</b>	<b>163</b>	<b>96</b>	<b>7</b>	<b>49</b>	<b>181</b>	<b>2.9</b>

**CROOK'S CAREER SUN BELT CONFERENCE STATISTICS**

SEASON	GP-GS	MIN/AVG	TOTAL		3-POINT		F-THROWS		REBOUNDS				PF	DQ	AST	TO	BLK	STL	SCORING	
			FG-FGA	PCT	FG-FGA	PCT	FT-FTA	PCT	OFF	DEF	TOT	AVG							PTS	AVG
2009-10	18-14	296/16.4	19-56	.339	0-0	.000	8-11	.727	2	34	36	2.0	31	1	37	28	0	12	46	2.6
2010-11	16-9	386/24.1	22-71	.310	0-5	.000	25-37	.676	10	35	45	2.8	30	0	73	33	3	15	69	4.3
<b>TOTAL</b>	<b>34-23</b>	<b>682/20.1</b>	<b>41-127</b>	<b>.323</b>	<b>0-5</b>	<b>.000</b>	<b>33-48</b>	<b>.688</b>	<b>12</b>	<b>69</b>	<b>81</b>	<b>2.4</b>	<b>61</b>	<b>1</b>	<b>110</b>	<b>61</b>	<b>3</b>	<b>27</b>	<b>115</b>	<b>3.4</b>



**#10 CADEN DICKERSON**  
**JUNIOR • G • 6-4 • 200**  
**ARGYLE, TEXAS (ARGYLE HS)**

**DICKERSON'S CAREER HIGHS**

<b>Points:</b> .....	<b>16</b>
vs. Florida Gulf Coast, 02/14/11	
<b>Rebounds:</b> .....	<b>6</b>
vs. ULM, 03/05/11	
<b>Field Goals:</b> .....	<b>5</b>
vs. 3 opp. (last vs. S. Alabama, 02/03/11)	
<b>Field Goal Attempts:</b> .....	<b>12</b>
vs. New Orleans, 01/30/10	
<b>3-Point Field Goals:</b> .....	<b>4</b>
vs. 3 opp. (last at FIU, 02/27/10)	
<b>3-Point Field Goal Attempts:</b> .....	<b>10</b>
vs. New Orleans, 01/30/10	
<b>Free Throws:</b> .....	<b>5</b>
vs. 2 opp. (last vs. La.-Lafayette, 03/06/11)	
<b>Free Throw Attempts:</b> .....	<b>5</b>
vs. 2 opp. (last vs. La.-Lafayette, 03/06/11)	
<b>Assists:</b> .....	<b>4</b>
vs. South Alabama, 02/03/11	
<b>Blocked Shots:</b> .....	<b>1</b>
at Florida Atlantic, 01/29/11	
<b>Steals:</b> .....	<b>4</b>
at Vanderbilt, 12/01/10	
<b>Minutes Played:</b> .....	<b>38</b>
vs. 2 opp. (last vs. Denver, 01/06/11)	

**MISCELLANEOUS STATS**

<b>Games Led WKU in Scoring:</b>	
2010-11: .....	0
Career: .....	0
<b>10+ Scoring Games:</b>	
2010-11: .....	6
Career: .....	13
<b>20+ Scoring Games:</b>	
2010-11: .....	0
Career: .....	0
<b>Double-Doubles:</b>	
2010-11: .....	0
Career: .....	0
<b>Games Led WKU in Rebounding:</b>	
2010-11: .....	0
Career: .....	0
<b>10+ Rebounding Games:</b>	
2010-11: .....	0
Career: .....	0
<b>Games Led WKU in Assists:</b>	
2010-11: .....	5
Career: .....	7
<b>Games Led WKU in Blocks:</b>	
2010-11: .....	0
Career: .....	0
<b>Games Led WKU in Steals:</b>	
2010-11: .....	4
Career: .....	10

**SOPHOMORE (2010-11):** Appeared in all 32 games for the Hilltoppers in 2010-11 and now has seen action in every contest in first two seasons on the Hill... Made 27 starts as a sophomore, third-most on the team, including the final 25 games of the season... Averaged 28.3 minutes per game, ranking fourth among Hilltoppers... Led the team in three-point field goal percentage, connecting from distance at a 38.8 percent clip... Became the first player to lead the team in three-point field goal percentage in back-to-back seasons since Tremain Rowles in 1998-99 and 1999-2000... Also led WKU in free throw percentage after converting nearly 85 percent of his tries from the charity stripe... Proficiency at the free throw line included a streak of 27-straight made free throws that was snapped at UALR on February 27... At the time, it was the third-longest active streak in the nation... Averaged 6.0 points per game to go along with an assist per contest... Had six games of 10 or more points in 2010-11 and led WKU in assists five times and steals four times... Nailed a three-pointer with two defenders in his face that helped WKU mount a 14-point comeback against Hofstra in the Honda Puerto Rico Tip-Off on November 19... Had 12 points and hit three three-pointers at Vanderbilt on December 1 and also added four steals on the defensive end... Played a team-high 31 minutes in a start at 14th-ranked Memphis on December 4 and contributed eight points with a couple of three-pointers... Had nine steals in the span of four games from December 1-11... Tied a career high with 15 points against South Alabama on February 3 and also had a career-high four assists... Had nine points against ULM on February 5, increasing his scoring average over the span of five games to 9.8 per contest... Scored a career-high 16 points, partly thanks to three three-pointers and five free throws, against Florida Gulf Coast on February 14... Hit three three-pointers for the third-straight game at UALR on February 17 and finished with 10 points in 31 minutes.

**FRESHMAN (2009-10):** Played significant time as a freshman in 2009-10, becoming the first true freshman to lead WKU in three-point field goal percentage since Anthony Winchester in 2002-03... Connected on 42.7 percent of shots from deep... Scored 199 points in 2009-10, the 11th-most by a freshman in a single season in WKU history... Played in all 34 WKU games in 2009-10, making 19 starts... Logged 11 minutes in collegiate debut on November 16 against Wisconsin-Milwaukee... Scored five points to go with two assists in 14 minutes off the bench at South Carolina on December 2... Made first-career start on December 6 against Tulane... Set numerous then-career bests at Louisville on December 19, scoring eight points and swiping three steals in 24 minutes of play... Logged 37 minutes in the January 7 win at South Alabama, adding eight points... Reached double-figures for the first time on January 21 at Troy with 13 points on 5-of-8 shooting... Had 10 points in a career-high 38 minutes versus North Texas on January 28... Scored 14 points on January 30 versus New Orleans... Scored career-high 15 points against

Troy on February 6... Reached double-figures in four-straight games from January 30-February 9... Led WKU in steals six times... Had seven games of at least 10 points in 2009-10.

**HIGH SCHOOL:** Led Argyle High School in Argyle, Texas to a 30-4 record as a senior and a spot in the regional quarterfinals... Lost at the buzzer to the eventual state champions... Averaged 22 points, six assists and four rebounds per game as a senior... Named first-team all-state as well as first-team all-region, area most valuable player and district MVP... In the regular season, was named the Whataburger Tournament MVP... Selected as a McDonald's All-American nominee... Named an all-star by the Texas Association of Basketball Coaches and earned MVP honors at the Texas High School Coaches Association All-Star Game... As a junior, led the Eagles to a 34-3 record and an appearance in the Texas Class 3A Region 1 semifinals... Averaged 14.5 points, 4.2 assists, and 2.7 steals per game... Connected on 48.0 percent of his three-point attempts while converting 90.0 percent at the charity stripe.

**MISCELLANEOUS:** Majoring in business... As a four-year starter in high school, finished with a 94-13 record.

**HILLTOPPERS TO WEAR NUMBER 10:**

- Anthony Winchester (2003-06)
- Rashon Brown (2000)
- Vince Edwards (1997-99)
- Jeff Rogers (1994-95)
- Mark Bell (1993)
- Anthony Palm (1990-91)
- Paul Brown (1988)
- Keith Lickliter (1986-87)
- Dennis Johnson (1983-85)
- Tony Ray (1982)
- Jerry Britt (1976)
- Calvin Wade (1974-75)
- Dennis Smith (1972-73)
- Gary Sundmacker (1970-71)
- Lowell Tarranters (1969)
- Wayne Chapman (1966-68)
- Harel Carrier (1962-63)
- George Warren (1959-61)
- Ken Cornelius (1958)
- Ronnie Clark (1954-57)
- Richard White (1951-53)
- John Edwards (1949)
- Bill Kirk (1948)
- George Heller (1946-47)

**DICKERSON'S 2010-11 STATISTICS**

OPPONENT	FG-A	3FG-A	FT-A	R	PF	TP	A	TO	B	S	MIN.
at Saint Joseph's.....	2-4	2-3	0-0	2	4	6	1	2	0	0	14
Alabama A&M.....	1-5	1-2	1-2	1	2	4	0	0	0	0	14
vs. Minnesota.....	0-2	0-2	1-2	1	2	1	0	1	0	0	15
vs. Hofstra.....	2-2	2-2	0-0	2	1	6	0	1	0	0	23
vs. Davidson.....	2-5	1-1	0-0	0	0	5	3	1	0	0	28
South Carolina.....	1-3	1-2	1-2	2	0	4	1	2	0	0	18
at Vanderbilt.....	4-8	3-6	1-3	0	0	12	1	0	0	4	26
at Memphis.....	3-4	2-3	0-0	2	0	8	1	1	0	0	31
at BG State.....	4-7	3-6	0-0	2	0	11	1	1	0	2	33
Southern Illinois.....	1-4	0-2	2-2	1	1	4	2	0	0	3	32
at Murray State.....	0-1	0-1	2-2	0	2	2	1	1	0	0	33
Louisville.....	0-2	0-2	2-2	1	0	2	1	2	0	0	30
at Arkansas State.....	0-6	0-2	0-0	1	2	0	0	1	0	0	36
Denver.....	2-5	0-3	0-0	2	0	4	1	1	0	1	38
at Troy.....	2-8	0-4	0-0	1	1	4	1	1	0	1	35
Florida Atlantic.....	2-4	0-2	0-0	0	4	4	1	1	0	0	30
at South Alabama.....	1-6	0-2	2-2	1	3	4	1	1	0	0	29
Troy.....	2-4	2-3	2-2	2	2	8	2	2	0	0	26
at FIU.....	2-5	2-4	2-2	1	4	8	0	2	0	0	28
at Florida Atlantic.....	3-5	3-4	0-0	4	1	9	1	2	1	0	28
South Alabama.....	5-8	3-5	2-2	4	1	15	4	0	0	0	32
ULM.....	2-5	1-3	4-4	1	2	9	1	1	0	0	30
Middle Tennessee.....	2-5	2-4	0-0	4	3	6	3	6	0	1	34
North Texas.....	3-9	3-8	2-2	1	3	11	0	1	0	0	27
Florida Gulf Coast.....	4-6	3-5	5-5	2	3	16	2	1	0	1	32
at UALR.....	3-7	3-6	1-2	3	0	10	1	3	0	0	31
at La.-Lafayette.....	1-4	1-3	2-2	3	0	5	2	0	0	0	32
FIU.....	1-1	1-1	0-0	0	0	3	0	0	0	0	4
at Middle Tenn.....	0-3	0-3	0-0	1	4	0	2	2	0	0	33
vs. ULM.....	1-6	1-4	2-2	6	2	5	1	1	0	0	37
vs. La.-Lafayette.....	0-3	0-1	5-5	2	4	5	0	0	0	1	31
vs. North Texas.....	0-5	0-4	0-1	1	1	0	3	0	0	0	35

**DICKERSON'S 2009-10 STATISTICS**

OPPONENT	FG-A	3FG-A	FT-A	R	PF	TP	A	TO	B	S	MIN.
vs. Wisc.-Milw.....	0-0	0-0	0-0	0	0	0	0	1	0	0	11
at LSU.....	1-4	0-1	0-0	5	2	2	2	2	0	1	20
Cal St. Nthrdrge.....	0-1	0-1	0-0	1	2	0	1	2	0	0	6
Indiana State.....	1-3	1-2	0-0	3	1	3	1	0	0	0	18
at South Carolina.....	2-4	1-3	0-0	2	1	5	2	0	0	0	14
Tulane.....	0-0	0-0	0-0	0	3	0	1	1	0	0	12
Evansville.....	1-1	0-0	0-0	0	0	2	0	1	0	0	5
vs. Vanderbilt.....	0-1	0-1	0-0	0	2	0	1	0	0	0	13
at Louisville.....	3-6	1-3	1-2	2	2	8	2	1	0	3	24
Murray State.....	2-3	1-1	2-2	3	3	7	0	0	0	0	20
La.-Lafayette.....	1-2	0-1	2-2	0	1	4	2	1	0	1	18
Mississippi State.....	0-1	0-0	0-0	1	0	0	2	0	0	0	14
at S. Alabama.....	3-10	2-8	0-0	2	3	8	1	2	0	1	37
at Denver.....	1-1	1-1	0-0	2	1	3	1	0	0	0	24
Florida Atlantic.....	2-3	2-3	0-0	0	5	6	1	0	0	0	16
FIU.....	2-7	1-3	2-3	0	1	7	1	0	0	2	25
at Middle Tenn.....	1-3	0-1	2-2	0	2	4	1	0	0	0	36
at Troy.....	5-8	3-6	0-0	2	4	13	2	2	0	1	35
Middle Tenn.....	1-7	0-4	0-0	0	3	2	2	0	0	2	32
at Southern Ill.....	2-4	2-3	2-2	1	3	8	0	1	0	1	33
North Texas.....	3-6	1-3	3-4	1	0	10	0	1	0	0	38
New Orleans.....	4-12	4-10	2-2	2	2	14	2	2	0	0	34
at ULM.....	4-6	2-4	0-0	0	3	10	0	1	0	0	27
Troy.....	5-8	4-6	1-1	3	3	15	1	1	0	0	30
Houston.....	0-3	0-2	2-2	4	3	2	0	1	0	0	27
Arkansas State.....	2-4	2-2	0-1	2	3	6	0	0	0	1	33
at UALR.....	3-5	3-5	4-4	1	3	13	0	2	0	1	13
S. Alabama.....	3-9	3-8	0-0	1	2	9	2	0	0	0	18
at Arkansas St.....	2-2	1-1	0-0	1	3	5	0	0	0	1	15
at Florida Atlantic.....	1-4	1-4	0-0	2	3	3	3	1	0	0	36
at FIU.....	4-6	4-5	0-0	2	3	12	1	2	0	1	23
vs. New Orleans.....	2-6	1-5	0-0	2	1	5	2	0	0	1	17
vs. Arkansas St.....	2-4	1-2	0-0	1	0	5	0	0	0	0	20
vs. Troy.....	3-6	2-4	0-1	0	0	8	1	2	0	1	16

2011-12 HILLTOPPERS


**DICKERSON'S CAREER STATISTICS**

SEASON	GP-GS	MIN/AVG	TOTAL		3-POINT		F-THROWS		REBOUNDS				PF	DQ	AST	TO	BLK	STL	SCORING	
			FG-FGA	PCT	FG-FGA	PCT	FT-FTA	PCT	OFF	DEF	TOT	AVG							PTS	AVG
2009-10	34-19	760/22.4	66-150	.440	44-103	.427	23-28	.821	10	36	46	1.4	68	1	35	27	0	18	199	5.9
2010-11	32-27	905/28.3	56-152	.368	40-103	.388	39-46	.848	19	35	54	1.7	52	0	38	38	1	14	191	6.0
<b>TOTAL</b>	<b>66-46</b>	<b>1665/25.2</b>	<b>122-302</b>	<b>.404</b>	<b>84-206</b>	<b>.408</b>	<b>62-74</b>	<b>.838</b>	<b>29</b>	<b>71</b>	<b>100</b>	<b>1.5</b>	<b>120</b>	<b>1</b>	<b>73</b>	<b>65</b>	<b>1</b>	<b>32</b>	<b>390</b>	<b>5.9</b>

**DICKERSON'S CAREER SUN BELT CONFERENCE STATISTICS**

SEASON	GP-GS	MIN/AVG	TOTAL		3-POINT		F-THROWS		REBOUNDS				PF	DQ	AST	TO	BLK	STL	SCORING	
			FG-FGA	PCT	FG-FGA	PCT	FT-FTA	PCT	OFF	DEF	TOT	AVG							PTS	AVG
2009-10	18-13	490/27.2	47-103	.456	34-75	.453	16-19	.842	3	18	21	1.2	45	1	20	15	0	11	144	8.0
2010-11	16-16	473/29.6	31-85	.365	21-57	.368	17-18	.944	11	18	29	1.8	30	0	20	24	1	3	100	6.3
<b>TOTAL</b>	<b>34-29</b>	<b>963/28.3</b>	<b>78-188</b>	<b>.415</b>	<b>55-132</b>	<b>.417</b>	<b>33-37</b>	<b>.892</b>	<b>14</b>	<b>36</b>	<b>50</b>	<b>1.5</b>	<b>75</b>	<b>1</b>	<b>40</b>	<b>39</b>	<b>1</b>	<b>14</b>	<b>244</b>	<b>7.2</b>





**#22 TEENG AKOL**  
**REDSHIRT-JUNIOR • F/C • 6-11 • 217**  
**WIAN, SUDAN (OKLAHOMA STATE UNIVERSITY)**

**AKOL'S CAREER HIGHS**

<b>Points:</b> .....	<b>11</b>
at UALR, 02/17/11	
<b>Rebounds:</b> .....	<b>7</b>
at UALR, 02/17/11	
<b>Field Goals:</b> .....	<b>5</b>
at UALR, 02/17/11	
<b>Field Goal Attempts:</b> .....	<b>9</b>
at UALR, 02/17/11	
<b>3-Point Field Goals:</b> .....	<b>1</b>
at UALR, 02/17/11	
<b>3-Point Field Goal Attempts:</b> .....	<b>1</b>
at UALR, 02/17/11	
<b>Free Throws:</b> .....	<b>4</b>
vs. Florida Gulf Coast, 02/14/11	
<b>Free Throw Attempts:</b> .....	<b>6</b>
vs. North Texas, 02/12/11	
<b>Assists:</b> .....	<b>1</b>
vs. 4 opp. (last at MTSU, 02/26/11)	
<b>Blocked Shots:</b> .....	<b>4</b>
vs. Middle Tennessee, 02/10/11	
<b>Steals:</b> .....	<b>0</b>

<b>Minutes Played:</b> .....	<b>17</b>
at UALR, 02/17/11	

**MISCELLANEOUS STATS**

<b>Games Led WKU in Scoring:</b>	
2010-11:.....	0
Career:.....	0
<b>10+ Scoring Games:</b>	
2010-11:.....	1
Career:.....	1
<b>20+ Scoring Games:</b>	
2010-11:.....	0
Career:.....	0
<b>Double-Doubles:</b>	
2010-11:.....	0
Career:.....	0
<b>Games Led WKU in Rebounding:</b>	
2010-11:.....	0
Career:.....	0
<b>10+ Rebounding Games:</b>	
2010-11:.....	0
Career:.....	0
<b>Games Led WKU in Assists:</b>	
2010-11:.....	0
Career:.....	0
<b>Games Led WKU in Blocks:</b>	
2010-11:.....	5
Career:.....	5
<b>Games Led WKU in Steals:</b>	
2010-11:.....	0
Career:.....	0

**REDSHIRT-SOPHOMORE (2010-11):** Became eligible midway through the season after transferring from Oklahoma State and sitting out the first semester of the 2010-11 academic year... Saw action in 19 games and contributed 7.8 minutes per outing... Averaged 2.5 points and 1.8 rebounds per game... Shot 42.9 percent (18-for-42) from the field... Became a defensive force with shot-blocking prowess, averaging nearly one block per game... Led WKU in blocks in five games... Played eight minutes at Murray State on December 8 in his first action for the Hilltoppers... Was 2-for-3 from the field against 25th-ranked Louisville on December 22... Swatted two ULM shots on February 5, which led the team in that game, and also scored four points and grabbed three rebounds... Played a then-career-high 13 minutes against Middle Tennessee on February 10 and swatted four shots... Scored nine points and grabbed six rebounds in 16 minutes of action against North Texas on February 12. Had a career-high 11 points and career-best seven rebounds at UALR on February 17.

**SOPHOMORE (2009-10):** Enrolled at WKU at the end of the first semester, becoming eligible to play in the second semester of the 2010-11 academic year.

**OKLAHOMA STATE:** Played in five games as a freshman in 2008-09, averaging just under four minutes per appearance... Scored two points and grabbed two rebounds in collegiate debut against Mercer... Chose Oklahoma State after originally enrolling at South Florida... Decided on South Florida over West Virginia, Indiana and Kentucky.

**HIGH SCHOOL:** Played for Dan Barto at IMG Academy in Bradenton, Fla., as a senior in 2007-08... Attended Our Savior American in Centereach, N.Y., and the African Hope Learning Center in Cairo, Egypt, prior to enrolling at IMG Academy... Averaged 21 points, 15 rebounds and seven blocked shots as a senior at IMG Academy... Was rated the 42nd-best center in the country by ESPN.com and the 60th-best power forward by Scout.com.

**MISCELLANEOUS:** Majoring in recreation... Has three brothers and one sister who all live in Egypt.

**HILLTOPPERS TO WEAR NUMBER 22:**

- B.J. Frazier (2008-09)
- Benson Callier (2006-07)
- Patrick Sparks (2002-03)
- Monty Latimer (1998)
- Nashon McPherson (1997)
- Andre Lewis (1994-95)
- Patrick Butts (1991-93)
- Derfra Holt (1989)
- David Garmon (1987)
- Brian Fish (1985-86)
- Jon Lawson (1984)
- Bryan Teater (1981-82)
- Greg Burbach (1977-80)
- Rob Dunbar (1976)
- Gary Elliott (1974-75)
- Chuck Witt (1971-73)
- Walker Banks (1968-70)
- Clem Haskins (1965-67)
- Bob Cole (1959-61)

**AKOL'S 2010-11 STATISTICS**

OPPONENT	FG-A	3FG-A	FT-A	R	PF	TP	A	T	B	S	MIN.
at Saint Joseph's.....										DNP	
Alabama A&M.....										DNP	
vs. Minnesota.....										DNP	
vs. Hofstra.....										DNP	
vs. Davidson.....										DNP	
South Carolina.....										DNP	
at Vanderbilt.....										DNP	
at Memphis.....										DNP	
at BG State.....										DNP	
Southern Illinois.....										DNP	
at Murray State..... 0-1	0-0	1-2	0	1	1	0	2	1	0	8	
Louisville..... 2-3	0-0	0-0	1	2	4	0	0	0	0	4	
at Arkansas State..... 0-0	0-0	0-0	0	1	0	0	1	0	0	3	
Denver.....										DNP	
at Troy..... 0-1	0-0	0-0	0	0	0	0	0	0	0	2	
Florida Atlantic.....										DNP	
at South Alabama..... 0-0	0-0	0-0	0	0	0	0	0	0	0	2	
Troy..... 1-3	0-0	0-0	1	0	2	0	0	0	0	7	
at FIU..... 0-0	0-0	0-0	0	0	0	1	0	0	0	2	
at Florida Atlantic.....										DNP	
South Alabama..... 0-1	0-0	0-0	0	0	0	0	0	0	0	1	
ULM..... 2-3	0-0	0-0	3	3	4	0	0	2	0	8	
Middle Tennessee..... 1-3	0-0	0-0	2	0	2	0	1	4	0	13	
North Texas..... 3-6	0-0	3-6	6	2	9	1	2	2	0	16	
Florida Gulf Coast..... 0-2	0-0	4-4	4	2	4	0	1	1	0	14	
at UALR..... 5-9	1-1	0-0	7	2	11	1	1	2	0	17	
at La.-Lafayette..... 1-2	0-0	0-0	2	2	2	0	1	0	0	11	
FIU..... 0-2	0-0	0-0	2	1	0	0	1	2	0	13	
at Middle Tenn..... 1-2	0-0	1-2	3	4	3	1	2	1	0	14	
vs. ULM..... 0-1	0-0	0-0	2	2	0	0	1	0	0	6	
vs. La.-Lafayette..... 0-0	0-0	2-2	0	2	2	0	1	1	0	3	
vs. North Texas..... 2-3	0-0	0-0	1	0	4	0	0	0	0	4	

**AKOL'S CAREER STATISTICS**

SEASON	GP-GS	MIN/AVG	TOTAL FG-FGA/PCT	3-POINT FG-FGA/PCT	F-THROWS FT-FTA/PCT	REBS TOT/AVG	AST	TO	BLK	STL	PTS AVG
2010-11	19-0	148/7.8	18-42/.429	1-1/.000	11-16/.688	34/1.8	4	14	16	0	2.5
<b>TOTAL</b>	<b>19-0</b>	<b>148/7.8</b>	<b>18-42/.429</b>	<b>1-1/.000</b>	<b>11-16/.688</b>	<b>34/1.8</b>	<b>4</b>	<b>14</b>	<b>16</b>	<b>0</b>	<b>2.5</b>

**AKOL'S CAREER SUN BELT CONFERENCE STATISTICS**

SEASON	GP-GS	MIN/AVG	TOTAL FG-FGA/PCT	3-POINT FG-FGA/PCT	F-THROWS FT-FTA/PCT	REBS TOT/AVG	AST	TO	BLK	STL	PTS AVG
2010-11	13-0	109/8.4	14-32/.438	1-1/.000	4-8/.500	26/2.0	4	9	13	0	2.5
<b>TOTAL</b>	<b>13-0</b>	<b>109/8.4</b>	<b>14-32/.438</b>	<b>1-1/.000</b>	<b>4-8/.500</b>	<b>26/2.0</b>	<b>4</b>	<b>9</b>	<b>13</b>	<b>0</b>	<b>2.5</b>

#0 KENE ANYIGBO

SOPHOMORE • F • 6-5 • 250  
 BELLAIRE, TEXAS (BELLAIRE HS)



**ANYIGBO'S CAREER HIGHS**

**Points:** ..... 4  
 vs. ULM, 02/05/11

**Rebounds:** ..... 3  
 vs. Alabama A&M, 11/15/10

**Field Goals:** ..... 1  
 at St. Joseph's, 11/12/10

**Field Goal Attempts:** ..... 1  
 vs. 4 opp. (last vs. Troy, 01/22/11)

**3-Point Field Goals:** ..... 0

**3-Point Field Goal Attempts:** ..... 0

**Free Throws:** ..... 4  
 vs. ULM, 02/05/11

**Free Throw Attempts:** ..... 4  
 vs. 2 opp. (last vs. Troy, 01/22/11)

**Assists:** ..... 1  
 vs. Alabama A&M, 11/15/10

**Blocked Shots:** ..... 0

**Steals:** ..... 1  
 vs. 3 opp. (last vs. Minnesota, 11/18/10)

**Minutes Played:** ..... 11  
 vs. Alabama A&M, 11/15/10

**MISCELLANEOUS STATS**

**Games Led WKU in Scoring:**  
 2010-11: ..... 0  
 Career: ..... 0

**10+ Scoring Games:**  
 2010-11: ..... 0  
 Career: ..... 0

**20+ Scoring Games:**  
 2010-11: ..... 0  
 Career: ..... 0

**Double-Doubles:**  
 2010-11: ..... 0  
 Career: ..... 0

**Games Led WKU in Rebounding:**  
 2010-11: ..... 0  
 Career: ..... 0

**10+ Rebounding Games:**  
 2010-11: ..... 0  
 Career: ..... 0

**Games Led WKU in Assists:**  
 2010-11: ..... 0  
 Career: ..... 0

**Games Led WKU in Blocks:**  
 2010-11: ..... 0  
 Career: ..... 0

**Games Led WKU in Steals:**  
 2010-11: ..... 0  
 Career: ..... 0

**FRESHMAN (2010-11):** Appeared in 14 games as a freshman in 2010-11 and averaged 3.4 minutes per appearance... Hit 11 of 18 free throw attempts and averaged nearly one rebound per contest... Made WKU debut in the season-opener at St. Joseph's on November 12, playing five minutes, hitting a field goal, grabbing two rebounds and coming up with a steal... Logged a season-best 11 minutes against Alabama A&M on November 15 and hit a pair of free throws to go along with three rebounds... Hit three free throws in four attempts against Troy on January 22... Scored a career-high four points on February 5 against ULM.

**HIGH SCHOOL:** Was a four-year starter for Bellaire High School in Bellaire, Texas... Rated as the 82nd-best power forward prospect in the nation by ESPN and Scouts, Inc... Averaged 12 points, eight rebounds and three assists per game as a senior in 2009-10... Named to the all-region second team after senior season... In earning an ESPN Scouts grade of 87, ESPN writes that Anyigbo is "a strong, tough, and physical combination forward that dominates games with his tremendous athletic ability" and he "finishes with authority above the rim in a variety of ways."

**MISCELLANEOUS:** Major is undeclared as of the start of the 2011-12 academic year... Chose WKU over offers from Houston and Memphis.

**HILLTOPPERS TO WEAR NUMBER 0:**

Ravon Farris (1996-99) (#00)

**ANYIGBO'S 2010-11 STATISTICS**

OPPONENT	FG-A	3FG-A	FT-A	R	PF	TP	A	T	B	S	MIN.
at Saint Joseph's	1-1	0-0	0-0	2	2	2	0	1	0	1	5
Alabama A&M	0-1	0-0	2-4	3	3	2	1	2	0	1	11
vs. Minnesota	0-0	0-0	0-0	0	1	0	0	1	0	1	4
vs. Hofstra	0-0	0-0	0-0	0	0	0	0	0	0	0	4
vs. Davidson	0-1	0-0	0-0	0	0	0	0	1	0	0	3
South Carolina											DNP
at Vanderbilt	0-0	0-0	1-2	0	1	1	0	0	0	0	3
at Memphis											DNP
at BG State											DNP
Southern Illinois											DNP
at Murray State											DNP
Louisville	0-0	0-0	0-0	0	1	0	0	0	0	0	2
at Arkansas State											DNP
Denver	0-0	0-0	0-0	0	0	0	0	0	0	0	1
at Troy											DNP
Florida Atlantic											DNP
at South Alabama											DNP
Troy	0-1	0-0	3-4	1	0	3	0	0	0	0	3
at FIU											DNP
at Florida Atlantic											DNP
South Alabama											DNP
ULM	0-0	0-0	4-6	1	3	4	0	0	0	0	4
Middle Tennessee											DNP
North Texas	0-0	0-0	1-2	1	0	1	0	0	0	0	3
Florida Gulf Coast	0-0	0-0	0-0	2	0	0	0	0	0	0	3
at UALR											DNP
at La.-Lafayette											DNP
FIU											DNP
at Middle Tenn.	0-0	0-0	0-0	0	0	0	0	0	0	0	1
vs. ULM											DNP
vs. La.-Lafayette											DNP
vs. North Texas	0-0	0-0	0-0	0	0	0	0	0	0	0	1

**ANYIGBO'S CAREER STATISTICS**

SEASON	GP-GS	MIN/AVG	TOTAL		3-POINT		F-THROWS		REBS		AST	TO	BLK	STL	PTS
			FG-FGA/PCT	FG-FGA/PCT	FT-FTA/PCT	TOT/AVG	AST	TO	BLK	STL					
2010-11	14-0	48/3.4	1-4/.250	0-0/.000	11-18/.611	10/0.7	1	5	0	3	0.9				
<b>TOTAL</b>	<b>14-0</b>	<b>48/3.4</b>	<b>1-4/.250</b>	<b>0-0/.000</b>	<b>11-18/.611</b>	<b>10/0.7</b>	<b>1</b>	<b>5</b>	<b>0</b>	<b>3</b>	<b>0.9</b>				

**ANYIGBO'S CAREER SUN BELT CONFERENCE STATISTICS**

SEASON	GP-GS	MIN/AVG	TOTAL		3-POINT		F-THROWS		REBS		AST	TO	BLK	STL	PTS
			FG-FGA/PCT	FG-FGA/PCT	FT-FTA/PCT	TOT/AVG	AST	TO	BLK	STL					
2010-11	5-0	12/2.4	0-1/.000	0-0/.000	8-12/.667	3/0.6	0	0	0	0	0	0	0	1.6	
<b>TOTAL</b>	<b>5-0</b>	<b>12/2.4</b>	<b>0-1/.000</b>	<b>0-0/.000</b>	<b>8-12/.667</b>	<b>3/0.6</b>	<b>0</b>	<b>0</b>	<b>0</b>	<b>0</b>	<b>0</b>	<b>0</b>	<b>0</b>	<b>1.6</b>	

2011-12 HILLTOPPERS



## #24 STEPHON DRANE

**SOPHOMORE • F • 6-7 • 228**  
**RALEIGH, N.C. (GARNER HS)**

### DRANE'S CAREER HIGHS

<b>Points:</b> .....	<b>4</b>
at #14 Memphis, 12/04/10	
<b>Rebounds:</b> .....	<b>3</b>
vs. 2 opp. (last at Troy, 01/13/11)	
<b>Field Goals:</b> .....	<b>1</b>
vs. 7 opp. (last vs. North Texas, 03/07/11)	
<b>Field Goal Attempts:</b> .....	<b>2</b>
vs. 2 opp. (last vs. ULM, 02/05/11)	
<b>3-Point Field Goals:</b> .....	<b>0</b>
<b>3-Point Field Goal Attempts:</b> .....	<b>1</b>
vs. ULM, 02/05/11	
<b>Free Throws:</b> .....	<b>4</b>
at #14 Memphis, 12/04/10	
<b>Free Throw Attempts:</b> .....	<b>6</b>
at #14 Memphis, 12/04/10	
<b>Assists:</b> .....	<b>0</b>
<b>Blocked Shots:</b> .....	<b>1</b>
vs. ULM, 02/05/11	
<b>Steals:</b> .....	<b>2</b>
at Bowling Green State, 12/08/10	
<b>Minutes Played:</b> .....	<b>10</b>
vs. 2 opp. (last vs. ULM, 02/05/11)	
<b>MISCELLANEOUS STATS</b>	
<b>Games Led WKU in Scoring:</b>	
2010-11: .....	0
Career: .....	0
<b>10+ Scoring Games:</b>	
2010-11: .....	0
Career: .....	0
<b>20+ Scoring Games:</b>	
2010-11: .....	0
Career: .....	0
<b>Double-Doubles:</b>	
2010-11: .....	0
Career: .....	0
<b>Games Led WKU in Rebounding:</b>	
2010-11: .....	0
Career: .....	0
<b>10+ Rebounding Games:</b>	
2010-11: .....	0
Career: .....	0
<b>Games Led WKU in Assists:</b>	
2010-11: .....	0
Career: .....	0
<b>Games Led WKU in Blocks:</b>	
2010-11: .....	0
Career: .....	0
<b>Games Led WKU in Steals:</b>	
2010-11: .....	0
Career: .....	0

**FRESHMAN (2010-11):** Appeared in 18 games in his debut season in 2010-11, averaging 4.2 minutes per contest... Hit seven of 11 field goal attempts on the season and grabbed 14 rebounds with four coming on the offensive end... Finished the season averaging 1.2 points and almost one rebound per game... Made his first career appearance at 14th-ranked Memphis on December 4 and contributed eight solid minutes, going 4-for-6 from the free throw line... Played a career-best 10 minutes against ULM on February 5... Had three points, one rebound and a blocked shot in the game.

**HIGH SCHOOL:** Finished high school career at Garner High School in Garner, N.C., after previously playing at Word of God Academy in Raleigh, N.C... Rated as the 28th-best power forward prospect in the country by ESPN and Scouts, Inc... Averaged approximately 20 points and 10 rebounds per game as a senior in 2009-10... Played alongside former Kentucky star and top overall NBA Draft pick John Wall at Word of God as a junior in 2008-09... Contributed six points and six rebounds per game as a junior at Word of God... Was a McDonald's All-American nominee.

**MISCELLANEOUS:** Major is undeclared as of the start of the 2011-12 academic year... Chose WKU over heavy interest from Virginia, George Mason, South Carolina and Missouri State.

### HILLTOPPERS TO WEAR NUMBER 24:

- Kevin Massiah (2003-04)
- Kyle Chapman (1995-99)
- Brad Cirino (1994)
- Karl Brown (1990-91)
- Terry Davis (1970-71)
- Norman Weaver (1966-68)
- Ralph Baker (1963-65)
- Don Crosley (1960)
- Bill Curry (1958)

### DRANE'S 2010-11 STATISTICS

OPPONENT	FG-A	3FG-A	FT-A	R	PF	TP	A	TO	B	S	MIN.
at Saint Joseph's....										DNP	
Alabama A&M.....										DNP	
vs. Minnesota.....										DNP	
vs. Hofstra.....										DNP	
vs. Davidson.....										DNP	
South Carolina.....										DNP	
at Vanderbilt.....										DNP	
at Memphis.....0-1	0-0	4-6	3	1	4	0	0	0	0		8
at BG State.....1-2	0-0	0-0	2	0	2	0	0	0	2		10
Southern Illinois...0-0	0-0	0-0	0	0	0	0	0	0	1		2
at Murray State....1-1	0-0	0-1	0	0	2	0	0	0	0		3
Louisville.....0-0	0-0	0-0	0	0	0	0	0	0	0		0+
at Arkansas State ...										DNP	
Denver.....										DNP	
at Troy.....0-0	0-0	0-0	3	0	0	0	2	0	1		3
Florida Atlantic.....0-0	0-0	0-0	0	0	0	0	0	0	0		2
at South Alabama...										DNP	
Troy.....0-0	0-0	0-0	2	1	0	0	1	0	0		4
at FIU.....1-1	0-0	0-0	0	1	2	0	0	0	0		6
at Florida Atlantic...										DNP	
South Alabama.....										DNP	
ULM.....1-2	0-1	1-2	1	2	3	0	1	1	0		10
Middle Tennessee 0-0	0-0	2-2	1	1	2	0	0	0	0		5
North Texas.....0-0	0-0	0-0	0	1	0	0	0	0	0		3
Florida Gulf Coast 0-1	0-0	0-0	1	2	0	0	0	0	0		3
at UALR.....1-1	0-0	0-0	0	0	2	0	0	0	0		2
at La.-Lafayette....0-0	0-0	0-0	0	0	0	0	0	0	0		4
FIU.....1-1	0-0	0-0	2	2	0	0	0	0	0		5
at Middle Tenn.....0-0	0-0	0-0	0	1	0	0	1	0	0		4
vs. ULM.....										DNP	
vs. La.-Lafayette....										DNP	
vs. North Texas....1-1	0-0	0-0	1	0	2	0	0	0	0		1

### DRANE'S CAREER STATISTICS

SEASON	GP-GS	MIN/AVG	TOTAL			3-POINT		F-THROWS		REBS		PTS			
			FG-FGA/PCT	FG-FGA/PCT	FT-FTA/PCT	TOT/AVG	AST	TO	BLK	STL	AVG				
2010-11	18-0	75/4.2	7-11/.636	0-1/.000	7-11/.636	14/0.8	0	5	1	4	1.2				
<b>TOTAL</b>	<b>18-0</b>	<b>75/4.2</b>	<b>7-11/.636</b>	<b>0-1/.000</b>	<b>7-11/.636</b>	<b>14/0.8</b>	<b>0</b>	<b>5</b>	<b>1</b>	<b>4</b>	<b>1.2</b>				

### DRANE'S CAREER SUN BELT CONFERENCE STATISTICS

SEASON	GP-GS	MIN/AVG	TOTAL			3-POINT		F-THROWS		REBS		PTS			
			FG-FGA/PCT	FG-FGA/PCT	FT-FTA/PCT	TOT/AVG	AST	TO	BLK	STL	AVG				
2010-11	11-0	48/4.4	4-5/.800	0-1/.000	3-4/.750	7/0.6	0	5	1	1	1.0				
<b>TOTAL</b>	<b>11-0</b>	<b>48/4.4</b>	<b>4-5/.800</b>	<b>0-1/.000</b>	<b>3-4/.750</b>	<b>7/0.6</b>	<b>0</b>	<b>5</b>	<b>1</b>	<b>1</b>	<b>1.0</b>				



## #15 O'KARO AKAMUNE

**SOPHOMORE • F • 6-6 • 205**  
**MIAMI, FLA. (EASTERN OKLAHOMA STATE JC)**

**EASTERN OKLAHOMA STATE JUNIOR COLLEGE:** Spent the 2010-11 season at Eastern Oklahoma State Junior College in Wilburton, Okla... Averaged nine points, seven rebounds and four blocks per game... Helped the Mountaineers to a 19-11 record and a berth in the semifinals of the NJCAA Region II Tournament.

**HIGH SCHOOL:** Played at Everglades High School in Miami, Fla., and started and lettered three seasons... Averaged 12 points and 10 rebounds per game as a senior in 2009-10 and earned Broward County Athletic Association Athletic Scholar honors... Was named team most valuable player in both junior and senior campaigns.

**MISCELLANEOUS:** Major is undeclared as of the start of the 2011-12 academic year... Aspires to own a business and become a sports scientist after graduation.

### HILLTOPPERS TO WEAR NUMBER 15:

Kene Anyigbo (2011)	Chuck Rawlings (1973-76)
Elgrace Wilborn (2005-06)	Danny Johnson (1970-72)
Mike Wells (2001-04)	Rich Hendrick (1967-69)
Rashon Brown (1998-99)	Marshall Mason (1966)
Terry Birdsong (1988-90)	Ray Rhorer (1963-65)
James McNary (1985-87)	Mike Ridley (1961-62)
Bobby Jones (1981-84)	Darrell Bicknell (1958-60)
Kurtis Townsend (1979-80)	



## #44 GEORGE FANT

**FRESHMAN • F • 6-5 • 245**  
**BOWLING GREEN, KY. (WARREN CENTRAL HS)**

**HIGH SCHOOL:** Prepped at nearby Warren Central High School in Bowling Green... Lettered and started all four years... Rated as a three-star recruit by Rivals.com... Listed in Rivals.com's prestigious Top 150 as the 150th-best high school senior in the country... Helped the Dragons to back-to-back 4th Region titles in 2009-10 and 2010-11 and a Kentucky High School Athletic Association Sweet 16 appearance as a senior in 2010-11... Followed up second-team all-state honors as a junior with first-team recognition after senior season... Averaged 21.5 points and 11.7 rebounds per game as a senior... Leaves Warren Central High School having pulled down 1,039 rebounds and scored 1,805 points, which tops the school record books and ranks third, respectively... Shot 62.2 percent from the field and led the team with 75 blocked shots as a senior... Signed with WKU during the early signing period.

**MISCELLANEOUS:** Major is undeclared as of the start of the 2011-12 academic year... Cousin, Jim McDaniels, was a three-time All-American at WKU, helped lead the Hilltoppers to the 1971 Final Four and is the school's all-time leading scorer... McDaniels also wore number 44, and his jersey is retired in the rafters at E.A. Diddle Arena... Mother, Kim (Norman), played basketball at WKU under Coach

Paul Sanderford, and father, George, was a manager on men's basketball teams coached by Clem Haskins and Murray Arnold... High school head coach, Tim Riley, is now an assistant coach for the WKU women's basketball team... Selected WKU over offers from Alabama, Arkansas, Murray State, Penn State, UTEP and others.

### HILLTOPPERS TO WEAR NUMBER 44:

Steve Holley (1994-95)  
 Bryan Brown (1991-93)  
 Jim McDaniels (1969-71)  
 Bill Newman (1967)  
 Don Crosley (1966)  
 Vinton Pease (1965)  
 Glenn Marcum (1963-64)  
 Harry Todd (1960-62)  
 Jude Talbott (1958-59)





## #5 DERRICK GORDON

**FRESHMAN • G • 6-2 • 185**  
**PLAINFIELD, N.J. (ST. PATRICK HS)**

**HIGH SCHOOL:** Prepped at St. Patrick High School in Elizabeth, N.J., one of the top high schools in the country... Rated as a four-star recruit by Rivals.com... Listed in Rivals.com's prestigious Top 150 as the 105th-best high school senior in the country... Named one of 10 rising high school seniors and 65th-best overall by recruiting service MaxPreps.com... Started final three years of high school career... Averaged 17.3 points, six rebounds and four assists per game as a senior in 2010-11... Team won four-straight Union County Tournament championships and 32-consecutive games at one point over a two-year span... Won state championship with St. Patrick in 2009... Team went a combined 52-4 in final two seasons, including a 26-1 mark in senior season of 2010-11... Made 38 three-pointers as a senior after sinking just four in junior campaign... Named Union County Player of the Year, first-team all-state and first-team All-Union County after senior year... Inked with WKU during the early signing period.

**MISCELLANEOUS:** Major is undeclared as of the start of the 2011-12 academic year... Committed to WKU during the summer following his sophomore year of high school... High school teammates with Michael Gilchrist, who signed to play at Kentucky... Member of the National Honor Society... Selected WKU over interest from Auburn, Virginia, Rutgers, Indiana and Ohio State, among others.

### HILLTOPPERS TO WEAR NUMBER 5:

Cliff Dixon (2010-11)  
 Ty Rogers (2005-08)  
 Casey Simpson (1999)



## #1 KEVIN KASPAR

**FRESHMAN • G • 6-0 • 173**  
**ISTANBUL, TURKEY (FINDLAY PREP)**

**HIGH SCHOOL:** Played at prestigious Findlay Prep in Henderson, Nev., and earned two letters... Averaged seven points and three assists per game as a senior at Findlay Prep... Shot 45 percent from three-point range in 2010-11... Team finished the season with a 28-4 record and fell just short of its third-straight national championship... Hit a game-winning shot at the buzzer to defeat Bishop Gorman in double overtime in the state tournament during senior season... Before attending Findlay Prep, played two high school years in native Turkey... Turkish team won the high school championship once and finished third once... Led team in points and assists both seasons... Played on the same AAU team as fellow Hilltopper Derrick Gordon... Inked with WKU during the regular signing period... Rated as a two-star recruit by Rivals.com.

**MISCELLANEOUS:** Major is undeclared as of the start of the 2011-12 academic year... Born in Bakirkoy, Istanbul, Turkey... Member of the Turkish National Team, which twice finished third in the European Championship... Selected WKU over scholarship offers from Utah State, TCU, Central Michigan, Northern Illinois, Creighton and Sam Houston State.

### HILLTOPPERS TO WEAR NUMBER 1:

Sergio Kersch (2009-11)  
 Desire Gabou (2007-08)  
 Golden Ingle (2001)  
 Filip Videnov (2000)



## #52 T.J. PRICE

**FRESHMAN • G • 6-3 • 220**  
**SLIDELL, LA. (SALMEN HS)**

**HIGH SCHOOL:** Played high school basketball at Salmen High School in Slidell, La... Was named the Louisiana Class 4A Player of the Year after senior season of 2010-11... Helped Salmen High School to the number-two ranking in the state and the semifinals of the Class 4A state tournament by averaging 17.6 points, 7.0 rebounds and 3.2 assists per game as a senior... Salmen High School finished the 2010-11 season with a 32-4 record... Member of the Spartans' Louisiana Class 4A state championship teams as a sophomore in 2009 and a junior in 2010... Earned both District 9 Player of the Year and all-state recognition after junior and senior campaigns... Also a standout football defensive end... Signed with WKU during the regular signing period.

**MISCELLANEOUS:** Major is undeclared as of the start of the 2011-12 academic year... Selected WKU over offers from Louisiana Tech, LSU and Tulane and had interest from others.

**HILLTOPPERS TO WEAR NUMBER 52:**

None previously



## #11 SPENCE SHELDON

**FRESHMAN • G • 5-11 • 165**  
**BOWLING GREEN, KY. (IMG ACADEMY)**

**HIGH SCHOOL:** Finished high school career at IMG Academy in Bradenton, Fla., after starting prep career at Warren Central High School in hometown of Bowling Green... Averaged 12 points and six assists per game in lone season at IMG Academy... Scored 37 points and dished out seven assists in breakthrough game... Contributed 1.7 points as a junior at Warren Central High School in 2009-10 before injury shorted season... High school teammate of fellow WKU freshman George Fant.

**MISCELLANEOUS:** Major is undeclared as of the start of the 2011-12 academic year.

**HILLTOPPERS TO WEAR NUMBER 11:**

Dejan Cvoro (2009)	Gary Raymond (1972)
Danny Rumph (2003-05)	Jim Rose (1969-71)
Raynardo Curry (2000-02)	Charles Selvy (1968)
Joe Harney (1996-99)	Mike Kitchens (1965-66)
Mark Bell (1992)	Bobby Moore (1962-63)
Durey Cadwell (1988-89)	Brentley Bernard (1960-61)
Kurk Lee (1986-87)	Ronnie Sutton (1959)
Lamont Coffey (1985)	Owen Lawson (1956-58)
Ken Hatcher (1981-84)	Dencel Miller (1954-55)
Bill Bryant (1980)	Tom Schutz (1953)
Steve Ashby (1976-78)	Gene Rhodes (1949-52)
Ed Gampfer (1973-75)	Dee Gibson (1943, 1947-48)



#21 NIGEL SNIPES

FRESHMAN • F • 6-5 • 205  
 MARIETTA, GA. (WHEELER HS)

**HIGH SCHOOL:** Finished high school career at Wheeler High School in Marietta, Ga., after playing three years as Paideia High School in Atlanta... Lettered and started all four years of high school... Helped Wheeler High School to a berth in the quarterfinals of the Georgia Class AAAAA State Tournament in 2010-11... Scored 19 points in the win to advance to the quarterfinals... Averaged 18.8 points and 8.3 rebounds per game as a junior in 2009-10 and was named all-state and all-region as a senior... Was the Atlanta Class 1A Player of the Year as a junior at Paideia High School and played in the Atlanta North-South All-Star Game... Advanced to the Sweet 16 in both 2008-09 and 2009-10 at Paideia High School... Set Paideia High School record with 41-point performance... Single-game high rebound total was 19... Signed with WKU during the early signing period... Rated as a three-star recruit by Rivals.com.

**MISCELLANEOUS:** Majoring in business ... Enjoys playing chess... Selected WKU over offers from West Virginia, Morehead State, UALR, FIU and others.

**HILLTOPPERS TO WEAR NUMBER 21:**

- |                         |                           |
|-------------------------|---------------------------|
| Boris Siakam (2005-08)  | Billy Warren (1965)       |
| Elgrace Wilborn (2004)  | Tom Milton (1963)         |
| Chris Marcus (2002)     | Danny Day (1961)          |
| Darrin Horn (1992-95)   | Denny Wedge (1958)        |
| Dave McConico (1977)    | Dean Day (1957)           |
| Steve Ashby (1975)      | Jerry Nall (1956)         |
| Dave Ramey (1974)       | Tom Benbrook (1955)       |
| Dennis Fox (1971)       | Bobby McGuire (1951)      |
| Ken Michaels (1969-70)  | Charley Parsley (1947-49) |
| Butch Kaufman (1966-68) | Ben Gurtner (1946)        |

2011-12 HILLTOPPERS



#41 VINNY ZOLLO

FRESHMAN • F • 6-8 • 240  
 WINCHESTER, KY. (GEORGE ROGERS CLARK HS)

**HIGH SCHOOL:** Started for four seasons at George Rogers Clark High School in Winchester, Ky., and earned four letters... Named All-10th Region three times and second-team all-state twice... Helped George Rogers Clark High School to a berth in the Kentucky High School Athletic Association Sweet 16 as a senior... Scored 1,700 points and grabbed 1,500 rebounds in high school career... Averaged 17 points and 15 rebounds per game during senior season after contributing 19 points and 12 rebounds per contest as a junior... Named to the King of the Bluegrass All-Tournament Team in 2009... Also played soccer and ran cross country at George Rogers Clark High School... Inked with WKU during the early signing period... Rated as a three-star recruit by Rivals.com.

**MISCELLANEOUS:** Major is undeclared as of the start of the 2011-12 academic year... Enjoys playing guitar and piano... Selected WKU over offers from DePaul, Miami (Ohio), St. Joseph's, Tulane, Wright State and others.

**HILLTOPPERS TO WEAR NUMBER 41:**

- Matt Maresca (2005-09)
- Brad Smith (1988)
- Chuckie Taylor (1986)
- James Johnson (1983-84)
- Kevin Dildy (1980-82)
- Tom Shinn (1977)
- Tom Marshall (1952-54)
- Buddy Cate (1947-49)
- John Taylor (1946)
- Paul Champion (1943)

**UALR**

PLAYER	GP-GS	MIN/AVG	TOTAL		3-POINT		F-THROWS		REBOUNDS				PF	DQ	AST	TO	BLK	STL	SCORING	
			FG-FGA	PCT	FG-FGA	PCT	FT-FTA	PCT	OFF	DEF	TOT	AVG							PTS	AVG
Akol	1-0	17/17.0	5-9	.556	1-11	.000	0-0	.000	4	3	7	7.0	2	0	1	1	2	0	11	11.0
Anyigbo	DNP																			
Crook	2-2	45/22.5	5-9	.556	0-0	.000	1-4	.250	1	4	5	2.5	4	0	8	2	0	1	11	5.5
Dickerson	2-1	44/22.0	6-12	.500	6-11	.545	5-6	.833	1	3	4	2.0	3	0	1	5	0	1	23	11.5
Drane	1-0	2/2.0	1-11	.000	0-0	.000	0-0	.000	0	0	0	0.0	0	0	0	0	0	0	2	2.0
McDonald	1-0	23/23.0	2-6	.333	2-5	.400	0-0	.000	0	2	2	2.0	2	0	1	2	0	0	6	6.0

**ARKANSAS STATE**

PLAYER	GP-GS	MIN/AVG	TOTAL		3-POINT		F-THROWS		REBOUNDS				PF	DQ	AST	TO	BLK	STL	SCORING	
			FG-FGA	PCT	FG-FGA	PCT	FT-FTA	PCT	OFF	DEF	TOT	AVG							PTS	AVG
Akol	1-0	3/3.0	0-0	.000	0-0	.000	0-0	.000	0	0	0	0.0	1	0	0	1	0	0	0	0.0
Anyigbo	DNP																			
Crook	3-1	41/13.7	4-9	.444	0-1	.000	1-2	.500	0	5	5	1.7	4	0	6	3	1	2	9	3.0
Dickerson	4-1	104/26.0	6-16	.375	4-7	.571	0-1	.000	2	3	5	1.3	8	0	0	1	0	2	16	4.0
Drane	DNP																			
McDonald	1-0	29/29.0	3-9	.333	2-6	.333	0-0	.000	0	2	2	2.0	1	0	4	2	0	0	8	8.0

**BOWLING GREEN STATE**

PLAYER	GP-GS	MIN/AVG	TOTAL		3-POINT		F-THROWS		REBOUNDS				PF	DQ	AST	TO	BLK	STL	SCORING	
			FG-FGA	PCT	FG-FGA	PCT	FT-FTA	PCT	OFF	DEF	TOT	AVG							PTS	AVG
Akol	DNP																			
Anyigbo	DNP																			
Crook	1-0	7/7.0	1-11	.000	0-0	.000	0-0	.000	0	1	1	1.0	1	0	0	2	1	0	2	2.0
Dickerson	1-1	33/33.0	4-7	.571	3-6	.500	0-0	.000	0	2	2	2.0	0	0	1	1	0	2	11	11.0
Drane	1-0	10/10.0	1-2	.500	0-0	.000	0-0	.000	0	2	2	2.0	0	0	0	0	0	2	2	2.0
McDonald	1-0	16/16.0	0-3	.000	0-2	.000	0-2	.000	1	0	1	1.0	2	0	3	3	0	0	0	0.0

**DENVER**

PLAYER	GP-GS	MIN/AVG	TOTAL		3-POINT		F-THROWS		REBOUNDS				PF	DQ	AST	TO	BLK	STL	SCORING	
			FG-FGA	PCT	FG-FGA	PCT	FT-FTA	PCT	OFF	DEF	TOT	AVG							PTS	AVG
Akol	DNP																			
Anyigbo	1-0	1/1.0	0-0	.000	0-0	.000	0-0	.000	0	0	0	0.0	0	0	0	0	0	0	0	0.0
Crook	2-1	38/19.0	0-5	.000	0-0	.000	0-0	.000	0	1	1	0.5	1	0	3	2	0	1	0	0.0
Dickerson	2-2	62/31.0	3-6	.500	1-4	.250	0-0	.000	2	2	4	2.0	1	0	2	1	0	1	7	3.5
Drane	DNP																			
McDonald	1-1	34/34.0	1-5	.200	1-3	.333	3-4	.750	1	4	5	5.0	3	0	0	3	1	0	6	6.0

**FLORIDA ATLANTIC**

PLAYER	GP-GS	MIN/AVG	TOTAL		3-POINT		F-THROWS		REBOUNDS				PF	DQ	AST	TO	BLK	STL	SCORING	
			FG-FGA	PCT	FG-FGA	PCT	FT-FTA	PCT	OFF	DEF	TOT	AVG							PTS	AVG
Akol	DNP																			
Anyigbo	DNP																			
Crook	4-1	65/16.3	3-10	.300	0-0	.000	5-7	.714	1	3	4	1.0	8	0	8	3	1	3	11	2.8
Dickerson	4-4	110/27.5	8-16	.500	6-13	.462	0-0	.000	0	6	6	1.5	13	1	6	4	1	0	22	5.5
Drane	1-0	2/2.0	0-0	.000	0-0	.000	0-0	.000	0	0	0	0.0	0	0	0	0	0	0	0	0.0
McDonald	2-2	61/30.5	3-14	.214	2-8	.250	0-0	.000	1	2	3	1.5	8	0	7	4	0	1	8	4.0

**FIU**

PLAYER	GP-GS	MIN/AVG	TOTAL		3-POINT		F-THROWS		REBOUNDS				PF	DQ	AST	TO	BLK	STL	SCORING	
			FG-FGA	PCT	FG-FGA	PCT	FT-FTA	PCT	OFF	DEF	TOT	AVG							PTS	AVG
Akol	2-0	15/7.5	0-2	.000	0-0	.000	0-0	.000	1	1	2	1.0	1	0	1	1	2	0	0	0.0
Anyigbo	DNP																			
Crook	4-3	95/23.8	4-16	.250	0-0	.000	13-16	.813	5	12	17	4.3	10	1	18	10	0	4	21	5.3
Dickerson	4-3	80/20.0	9-19	.474	8-13	.615	4-5	.800	1	2	3	0.8	8	0	2	4	0	3	30	7.5
Drane	2-0	11/5.5	2-21	.000	0-0	.000	0-0	.000	0	0	0	0.0	3	0	0	0	0	0	4	2.0
McDonald	2-1	64/32.0	4-18	.222	4-14	.286	9-11	.818	0	5	5	2.5	7	0	7	4	0	1	21	10.5

**LOUISIANA-LAFAYETTE**

PLAYER	GP-GS	MIN/AVG	TOTAL		3-POINT		F-THROWS		REBOUNDS				PF	DQ	AST	TO	BLK	STL	SCORING	
			FG-FGA	PCT	FG-FGA	PCT	FT-FTA	PCT	OFF	DEF	TOT	AVG							PTS	AVG
Akol	2-0	14/7.0	1-2	.500	0-0	.000	2-21	.000	0	2	2	1.0	4	0	0	2	1	0	4	2.0
Anyigbo	DNP																			
Crook	3-3	86/28.7	6-19	.316	0-1	.000	3-6	.500	1	7	8	2.7	10	0	11	8	0	3	15	5.0
Dickerson	3-3	81/27.0	2-9	.222	1-5	.200	9-91	.000	1	4	5	1.7	5	0	4	1	0	2	14	4.7
Drane	1-0	4/4.0	0-0	.000	0-0	.000	0-0	.000	0	0	0	0.0	0	0	0	0	0	0	0	0.0
McDonald	2-0	47/23.5	5-14	.357	2-7	.286	3-4	.750	0	1	1	0.5	6	0	0	1	0	0	15	7.5

**ULM**

PLAYER	GP-GS	MIN/AVG	TOTAL		3-POINT		F-THROWS		REBOUNDS				PF	DQ	AST	TO	BLK	STL	SCORING	
			FG-FGA	PCT	FG-FGA	PCT	FT-FTA	PCT	OFF	DEF	TOT	AVG							PTS	AVG
Akol	2-0	14/7.0	2-4	.500	0-0	.000	0-0	.000	1	4	5	2.5	5	0	0	1	2	0	4	2.0
Anyigbo	1-0	4/4.0	0-0	.000	0-0	.000	4-6	.667	0	1	1	1.0	3	0	0	0	0	0	4	4.0
Crook	3-3	52/17.3	2-11	.182	0-0	.000	2-4	.500	2	2	4	1.3	2	0	9	3	0	4	6	2.0
Dickerson	3-3	94/31.3	7-17	.412	4-11	.364	6-61	.000	0	7	7	2.3	7	0	2	3	0	0	24	8.0
Drane	1-0	10/10.0	1-2	.500	0-1	.000	1-2	.500	0	1	1	1.0	2	0	0	1	1	0	3	3.0
McDonald	2-0	55/27.5	3-14	.214	3-10	.300	0-0	.000	1	5	6	3.0	3	0	5	3	0	1	9	4.5

2011-12 HILLTOPPERS



CAREER STATS VERSUS 2011-12 OPPONENTS

LOUISVILLE

PLAYER	GP-GS	MIN/AVG	TOTAL		3-POINT		F-THROWS		REBOUNDS				SCORING							
			FG-FGA	PCT	FG-FGA	PCT	FT-FTA	PCT	OFF	DEF	TOT	AVG	PF	DQ	AST	TO	BLK	STL	PTS	AVG
Akol	1-0	4/4.0	2-3	.667	0-0	.000	0-0	.000	0	1	1	1.0	2	0	0	0	0	0	4	4.0
Anyigbo	1-0	2/2.0	0-0	.000	0-0	.000	0-0	.000	0	0	0	0.0	1	0	0	0	0	0	0	0.0
Crook	2-0	27/13.5	0-6	.000	0-0	.000	2-21	.000	0	0	0	0.0	6	0	2	5	0	3	2	1.0
Dickerson	2-1	54/27.0	3-8	.375	1-5	.200	3-4	.750	0	3	3	1.5	2	0	3	3	0	3	10	5.0
Drane	1-0	0/0.0	0-0	.000	0-0	.000	0-0	.000	0	0	0	0.0	0	0	0	0	0	0	0	0.0
McDonald	1-0	16/16.0	3-6	.500	3-5	.600	2-21	.000	0	1	1	1.0	1	0	2	1	0	0	11	11.0

MIDDLE TENNESSEE

PLAYER	GP-GS	MIN/AVG	TOTAL		3-POINT		F-THROWS		REBOUNDS				SCORING							
			FG-FGA	PCT	FG-FGA	PCT	FT-FTA	PCT	OFF	DEF	TOT	AVG	PF	DQ	AST	TO	BLK	STL	PTS	AVG
Akol	2-0	27/13.5	2-5	.400	0-0	.000	1-2	.500	2	3	5	2.5	4	0	1	3	5	0	5	2.5
Anyigbo	1-0	1/1.0	0-0	.000	0-0	.000	0-0	.000	0	0	0	0.0	0	0	0	0	0	0	0	0.0
Crook	4-4	70/17.5	3-12	.250	0-0	.000	0-0	.000	0	8	8	2.0	7	0	2	8	0	0	6	1.5
Dickerson	4-4	135/33.8	4-18	.222	2-12	.167	2-21	.000	3	2	5	1.3	12	0	8	8	0	3	12	3.0
Drane	2-0	9/4.5	0-0	.000	0-0	.000	2-21	.000	0	1	1	0.5	2	0	0	1	0	0	2	1.0
McDonald	2-0	46/23.0	4-14	.286	2-12	.167	9-14	.643	0	5	5	2.5	5	0	3	5	0	1	19	9.5

MURRAY STATE

PLAYER	GP-GS	MIN/AVG	TOTAL		3-POINT		F-THROWS		REBOUNDS				SCORING							
			FG-FGA	PCT	FG-FGA	PCT	FT-FTA	PCT	OFF	DEF	TOT	AVG	PF	DQ	AST	TO	BLK	STL	PTS	AVG
Akol	1-0	8/8.0	0-1	.000	0-0	.000	1-2	.500	0	0	0	0.0	1	0	0	2	1	0	1	1.0
Anyigbo	DNP																			
Crook	2-1	35/17.5	3-4	.750	0-0	.000	4-41	.000	0	0	0	0.0	3	0	5	5	1	1	10	5.0
Dickerson	2-2	53/26.5	2-4	.500	1-2	.500	4-41	.000	0	3	3	1.5	5	0	1	1	0	0	9	4.5
Drane	1-0	3/3.0	1-11	.000	0-0	.000	0-1	.000	0	0	0	0.0	0	0	0	0	0	0	2	2.0
McDonald	1-0	6/6.0	0-2	.000	0-2	.000	0-0	.000	0	1	1	1.0	2	0	1	1	0	0	0	0.0

NORTH TEXAS

PLAYER	GP-GS	MIN/AVG	TOTAL		3-POINT		F-THROWS		REBOUNDS				SCORING							
			FG-FGA	PCT	FG-FGA	PCT	FT-FTA	PCT	OFF	DEF	TOT	AVG	PF	DQ	AST	TO	BLK	STL	PTS	AVG
Akol	2-0	20/10.0	5-9	.556	0-0	.000	3-6	.500	4	3	7	3.5	2	0	1	2	2	0	13	6.5
Anyigbo	2-0	4/2.0	0-0	.000	0-0	.000	1-2	.500	0	1	1	0.5	0	0	0	0	0	0	1	0.5
Crook	3-3	75/25.0	5-17	.294	0-1	.000	3-4	.750	3	7	10	3.3	6	0	13	3	0	4	13	4.3
Dickerson	3-3	100/33.3	6-20	.300	4-15	.267	5-7	.714	0	3	3	1.0	4	0	3	2	0	0	21	7.0
Drane	2-0	4/2.0	1-11	.000	0-0	.000	0-0	.000	1	0	1	0.5	1	0	0	0	0	0	2	1.0
McDonald	2-0	52/26.0	8-19	.421	4-15	.267	1-11	.000	0	1	1	0.5	6	0	4	5	0	1	21	10.5

SAINT JOSEPH'S

PLAYER	GP-GS	MIN/AVG	TOTAL		3-POINT		F-THROWS		REBOUNDS				SCORING							
			FG-FGA	PCT	FG-FGA	PCT	FT-FTA	PCT	OFF	DEF	TOT	AVG	PF	DQ	AST	TO	BLK	STL	PTS	AVG
Akol	DNP																			
Anyigbo	1-0	5/5.0	1-11	.000	0-0	.000	0-0	.000	0	2	2	2.0	2	0	0	1	0	1	2	2.0
Crook	1-0	12/12.0	0-0	.000	0-0	.000	0-0	.000	0	1	1	1.0	4	0	4	1	0	1	0	0.0
Dickerson	1-1	14/14.0	2-4	.500	2-3	.667	0-0	.000	1	1	2	2.0	4	0	1	2	0	0	6	6.0
Drane	DNP																			
McDonald	1-0	19/19.0	2-7	.286	1-4	.250	0-0	.000	0	1	1	1.0	0	0	2	1	0	1	5	5.0

SOUTH ALABAMA

PLAYER	GP-GS	MIN/AVG	TOTAL		3-POINT		F-THROWS		REBOUNDS				SCORING							
			FG-FGA	PCT	FG-FGA	PCT	FT-FTA	PCT	OFF	DEF	TOT	AVG	PF	DQ	AST	TO	BLK	STL	PTS	AVG
Akol	2-0	3/1.5	0-1	.000	0-0	.000	0-0	.000	0	0	0	0.0	0	0	0	0	0	0	0	0.0
Anyigbo	DNP																			
Crook	4-2	82/20.5	4-10	.400	0-1	.000	5-6	.833	0	11	11	2.8	7	0	21	10	1	1	13	3.3
Dickerson	4-3	116/29.0	12-33	.364	8-23	.348	4-41	.000	3	5	8	2.0	9	0	8	3	0	1	36	9.0
Drane	DNP																			
McDonald	2-1	62/31.0	5-14	.357	5-10	.500	4-5	.800	3	1	4	2.0	7	1	6	7	1	1	19	9.5

SOUTHERN ILLINOIS

PLAYER	GP-GS	MIN/AVG	TOTAL		3-POINT		F-THROWS		REBOUNDS				SCORING							
			FG-FGA	PCT	FG-FGA	PCT	FT-FTA	PCT	OFF	DEF	TOT	AVG	PF	DQ	AST	TO	BLK	STL	PTS	AVG
Akol	DNP																			
Anyigbo	DNP																			
Crook	2-2	26/13.0	1-11	.000	0-0	.000	0-0	.000	1	1	2	1.0	0	0	2	2	0	1	2	1.0
Dickerson	2-2	65/32.5	3-8	.375	2-5	.400	4-41	.000	1	1	2	1.0	4	0	2	1	0	4	12	6.0
Drane	1-0	2/2.0	0-0	.000	0-0	.000	0-0	.000	0	0	0	0.0	0	0	0	0	0	1	0	0.0
McDonald	1-0	15/15.0	1-5	.200	1-4	.250	1-2	.500	0	0	0	0.0	1	0	0	0	0	0	4	4.0

TROY

PLAYER	GP-GS	MIN/AVG	TOTAL		3-POINT		F-THROWS		REBOUNDS				SCORING							
			FG-FGA	PCT	FG-FGA	PCT	FT-FTA	PCT	OFF	DEF	TOT	AVG	PF	DQ	AST	TO	BLK	STL	PTS	AVG
Akol	2-0	9/4.5	1-4	.250	0-0	.000	0-0	.000	0	1	1	0.5	0	0	0	0	0	0	2	1.0
Anyigbo	1-0	3/3.0	0-1	.000	0-0	.000	3-4	.750	1	0	1	1.0	0	0	0	0	0	0	3	3.0
Crook	5-2	94/18.8	6-15	.400	0-1	.000	2-4	.500	2	12	14	2.8	7	0	16	11	1	2	14	2.8
Dickerson	5-4	142/28.4	17-34	.500	11-23	.478	3-4	.750	2	6	8	1.6	10	0	7	8	0	3	48	9.6
Drane	2-0	7/3.5	0-0	.000	0-0	.000	0-0	.000	1	4	5	2.5	1	0	0	3	0	1	0	0.0
McDonald	2-2	58/29.0	5-24	.208	4-19	.211	6-7	.857	0	3	3	1.5	7	0	3	8	0	1	20	10.0

2011-12 HILLTOPPERS



## 2011-12 HILLTOPPER STAFF

<b>2011-12 Coaching Staff</b> .....	<b>26-30</b>
Head Coach Ken McDonald .....	26-27
Assistant Coach Ray Harper.....	28
Assistant Coach Lawrence Brenneman.....	29
Assistant Coach Jake Morton .....	30
<b>2011-12 Support Staff</b> .....	<b>31-32</b>





### THE McDONALD FILE

- **Born:**.....March 4, 1970, Providence, R.I.
- **High School:**.....North Providence HS North Providence, R.I., 1988
- **HS Sports:**.....Basketball, guard, four letters (first-team all-state)
- **Junior College:**C.C. of Rhode Island, 1990
- **JC Athletics:**..... Basketball, two letters (first-team NJCAA All-America)
- **College:**..... Providence, 1992
- **College Sports:**..... Basketball, two letters
- **Coaching Experience:**  
Clemson, assistant coach, 1995-98  
WKU, assistant coach, 1999-03  
Georgia, assistant coach, 2003-04  
Texas, assistant coach, 2005-08  
WKU, head coach, 2009-present
- **Children:**.....One daughter, Ella Grace (born January 24, 2008)

### PLAYER DEVELOPMENT

- **STEFFPHON PETTIGREW (WKU)**  
13th in career scoring at WKU, playing professionally in Uruguay
- **SERGIO KERUSCH (WKU)**  
1,000 career point-scorer at WKU, playing professionally in Greece
- **JEREMY EVANS (WKU):**  
2010 NBA Draft Pick (2nd round, Utah Jazz)
- **ORLANDO MENDEZ-VALDEZ (WKU):**  
2009 SBC Player of the Year, 2009 AP All-American, playing professionally in Mexico
- **KEVIN DURANT (TEXAS):**  
2007 NBA Draft Pick (2nd overall, Oklahoma City Thunder franchise), 2008 NBA Rookie of the Year
- **D.J. AUGUSTIN (TEXAS):**  
2008 NBA Draft Pick (9th overall, Charlotte Bobcats), 2008 All-American
- **LAMARCUS ALDRIDGE (TEXAS):**  
2006 NBA Draft Pick (2nd overall, Chicago Bulls), 2007 NBA All-Rookie Team
- **DANIEL GIBSON (TEXAS):**  
2006 NBA Draft Pick (2nd round, Cleveland Cavaliers), 2006 All-American
- **ANTHONY WINCHESTER (WKU):**  
2006 SBC Player of the Year, All-American
- **MIKE WELLS (WKU):**  
2004 SBC Player of the Year, All-American
- **CHRIS MARCUS (WKU):**  
2001 SBC Player of the Year, 2001 All-American, 2002 All-American

## HEAD COACH KEN McDONALD

**CAREER RECORD: 62-38 (3 SEASONS)**  
**RECORD AT WKU: SAME**

Ken McDonald begins his fourth season as head men's basketball coach at Western Kentucky University in 2011-12 as one of just five fourth-year coaches in the nation to have accumulated at least 60 wins in his first three seasons, and the future of Hilltopper basketball is even brighter as McDonald welcomes one of the nation's best recruiting classes to the WKU family.

In three seasons at WKU, McDonald has compiled a 62-38 record, thanks in part to two 20-win campaigns, and the Hilltoppers won a Sun Belt Conference regular season and tournament title under his guidance in 2008-09. WKU advanced to its 21st NCAA Tournament that season, and McDonald piloted the Hilltoppers to a first-round victory over Illinois.

McDonald joined an impressive group of three other Hilltopper coaches after putting together a .700 winning percentage through his first 40 games on the WKU bench, and he also lays claim to the best start to Sun Belt Conference play by a WKU head coach, winning 19 of his first 23 league contests.

WKU challenged itself to a difficult non-conference schedule in 2010-11, starting the season with games at St. Joseph's, Vanderbilt, Memphis and participating in the Puerto Rico Tip-Off against Minnesota, before hosting nationally-ranked Louisville and South Carolina in games at E.A. Diddle Arena. As a result, the early record was not indicative of the quality of the team, and the squad's 11-5 finish down the stretch proved just how valuable the challenging early-season schedule was.

The Hilltoppers advanced to the semifinals of the Sun Belt Conference Tournament for the seventh-straight season in 2010-11, led by seniors Steffphon Pettigrew and Sergio Kersch, who finished their WKU careers as members of the illustrious 1,000-point scoring club.

Pettigrew developed into the 13th-leading scorer in WKU history under McDonald's tutelage for three seasons, after only coming off the bench as a freshman. Kersch was a member of McDonald's first recruiting class at WKU and eventually scored over 1,100 points in three seasons as a Hilltopper.

Hard work throughout the entire 2010-11 campaign helped WKU land a recruiting class that is regarded as one of the nation's best for the Class of 2011. After the early signing period in November, 2010, ESPN listed WKU's class as being "on the cusp" of its ranking of the nation's top 25 classes, and various other national outlets recognized WKU's recruiting efforts for the Class of 2011.

In addition, five of WKU's signees are listed by Rivals.com as being at least three-star recruits, headlined by Derrick Gordon's four-star ranking and position as the nation's 105th-best high school senior in the entire Class of 2011. George Fant joined him in Rivals' prestigious list of the top 150 high school seniors, checking it at number 150 and garnering a three-star ranking.

"[WKU] sliced off a few players from the top of our mid-major best players list," ESPN.com's senior basketball recruiting analyst Dave Telep said about WKU's recruiting class for 2011-12. "A few of them could easily have signed in bigger leagues, and that's a testament to the work of this staff. This is the kind of class with talent and depth that is a foundation for multiple title runs in the Sun Belt and future NCAA runs. They have diversity, size, talent and swagger. Love this group."

"To build around George Fant and Derrick Gordon will be exciting for WKU. Gordon's that guy who wants and is good enough to be the face of a program, and he'll be a kid who helps the staff attract talent. It's a deep group and the hope is once they get used to the rhythm of a college program, they compete against each other for minutes and strengthen the depth of the team."

In helping the staff make inroads with future Hilltoppers, WKU played one of the nation's toughest non-conference schedules in 2009-10, facing five opponents from Bowl Championship Series (BCS) automatic-qualifying conferences.

The Hilltoppers quickly turned heads with an impressive 76-69 win over 24th-ranked Vanderbilt on December 11 at the Sommet Center in Nashville, Tenn. With its first win over the Commodores since 1946, WKU proceeded to upset Mississippi State for the first time since 1959. The combined victories marked the first time WKU had knocked off two different Southeastern Conference opponents in the same season in school history.

With the loss of starter Sergio Kersch mid-way through the season, WKU stumbled in January but won six-straight to close out the season, grabbing the fourth seed in the 13-team Sun Belt Conference Tournament and nearly advanced to the tournament finals once again.

When it was all said and done, WKU achieved a 21-13 record in McDonald's second season in 2009-10, extending the program's Sun Belt Conference record streak of consecutive 20-win seasons to six.

What McDonald accomplished in his first season as head coach in 2008-09 was simply amazing, even when measured by the Hilltoppers' lofty standards of success.

In 2008-09, WKU posted a 25-win season, captured the Sun Belt Conference East Division Championship, entered the Sun Belt Conference Tournament as the number one overall seed and proceeded to win the tournament to earn the program's 21st NCAA Tournament appearance. In the tournament's opening weekend in Portland, Ore., WKU knocked off Big Ten power Illinois in the first round and came within one second of upsetting 10th-ranked Gonzaga and advancing to a second-straight NCAA Sweet 16.

To lend some historical perspective to what McDonald and the Hilltoppers accomplished in 2008-09, the 25 wins rank in the top 10 for most victories in a season in school history while McDonald became just the fourth of 13 WKU head coaches to win 20 games in his first season. The 4-0 start to his post-season coaching career equaled Matt Kilcullen for the best ever by a Hilltopper head man.

After a bit of a bumpy start to the season, WKU knocked off highly-regarded Southern Illinois, 79-70, at E.A. Diddle Arena, starting a stretch of four-straight wins that some Hilltopper historians have called one of the greatest four-game stretches in WKU history.

Facing his first ranked opponent as a head coach, McDonald calmly proceeded to guide his team to a decisive 68-54 upset of third-ranked Louisville in front of nearly 10,000 at the Sommet Center.

A home win over Georgia on ESPNU and a road victory at Tulane had the college basketball world buzzing about McDonald and the Hilltoppers. Andy Katz, ESPN's senior basketball writer said "the Hilltoppers had a banner week and were just edged out by Ohio State for team of the week honors. With the resume they're building, an at-large berth is within reach."

As the season rolled on, so did the victories. A road win at South Alabama gave McDonald a win in his first Sun Belt Conference game, and he followed that with two lopsided home wins over Troy (99-76) and UALR (79-47), two teams that would finish as the number two- and three-seeds in the Sun Belt Conference Tournament at year's end.

Heading down the stretch, WKU won 12 of its final 13 games before falling on a buzzer-beater to 10th-ranked Gonzaga, 83-81, in the second round of the NCAA Tournament.

The brand of basketball that McDonald's teams display is infectious as well. In addition to leading the Sun Belt Conference in attendance in two of his first three seasons, WKU has played in front of crowd of more than 5,000 fans on 36 occasions in his three seasons on the Hill, illustrating the Hilltoppers are a top ticket at home and on the road.

Known as an outstanding recruiter as well as developer of talent, Hoop Scoop magazine named McDonald as one of the top 15 "Up-and-Coming" head coaches in America.

In terms of developing talent, there is no better example than that of Orlando Mendez-Valdez. McDonald turned Mendez-Valdez from a three-year role player who did not receive any preseason All-Conference acclaim, into the 2009 Sun Belt Conference Player of the Year and an Honorable Mention All-American as voted on by the Associated Press.

Prior to returning to the Hill as head coach on April 6, 2008, McDonald spend numerous seasons as an assistant coach at some of the nation's finest programs, including five years at WKU from 1999-2003. Most recently, McDonald was an assistant at Texas for four seasons under Rick Barnes.

As an assistant under Barnes for four seasons, McDonald helped guide the Longhorns to a 106-35 record during that stretch, which are the most victories in a four-year period in school history. Texas advanced to the Elite Eight of the NCAA Tournament, topped the 30-win mark and picked up a pair of Big 12 Conference regular season titles in two of his last three seasons with the program, while qualifying for the NCAA Tournament all four years.

Prior to joining the staff at Texas, McDonald was an assistant at Georgia under Dennis Felton during the 2003-04 season. The Bulldogs qualified for the National Invitation Tournament after winning 16 games that winter, including a sweep of the NCAA Tournament's top overall seed Kentucky as well as a win over eventual national runner-up Georgia Tech.

In his five years as an assistant at WKU under Felton, McDonald helped the Hilltoppers earn three-straight Sun Belt Conference regular season and tournament championships. In addition to winning 100 games during that time, the Hilltoppers recorded a 76-20 mark over the final three seasons. His efforts helped David Boyden, Chris Marcus, Derek Robinson, Patrick Sparks and Mike Wells earn all-conference honors, while two other individuals he helped recruit, Nigel Dixon and Anthony Winchester, would eventually go on to claim that distinction as well.

McDonald's first stint as a coach under Barnes came from 1995-98, when he was an assistant at Clemson. In four years the Tigers went 74-48, while making the NCAA Tournament three-straight seasons for the first time in school history. That included a trip to the NCAA Sweet 16 in 1997, a year in which Clemson would climb as high as number two in the national polls.

His efforts on the recruiting trail have helped eight classes earn top-75 national rankings, with four of those coming on the Hill (WKU's 1999 class was considered 30th in the country, the recruits of 2002 were 75th, the 2009 class was ranked 35th and his 2011 class is considered on the verge of the top-25 nationally). Each of his last three classes at Texas were ranked among the top 25, with the Longhorns' 2006 group finishing fifth nationally. Six of his recruits have earned McDonald's High School All-America recognition.

During McDonald's 14 years as an assistant, he has worked with teams that have qualified for national postseason play on 12 occasions, including earning 10 berths in the NCAA Tournament, and he has been a part of five squads that have won conference regular season championships. Individually, six players garnered All-America accolades, five were chosen league player of the year, five were selected conference freshman of the year and 18 earned All-Conference distinction.

Ten players who McDonald has worked with have gone on to either be selected in the National Basketball Association draft or sign contracts with teams in the league.

Before joining the staff at Clemson, McDonald played professionally for the St. Paul Revelles in Killarney, Ireland, while also serving as the organization's coach from 1992-93.

The 41-year-old McDonald has one daughter, Ella Grace, who was born Jan. 24, 2008.





## ASSISTANT COACH RAY HARPER

### FOURTH SEASON KENTUCKY WESLEYAN, 1985

The 2011-12 season marks Ray Harper's fourth as assistant men's basketball coach at Western Kentucky University. As a part of Ken McDonald's staff, Harper has been instrumental in WKU's two 20-win seasons, its 2009 Sun Belt Conference East Division and Tournament Championships and run to the second round of the 2009 NCAA Tournament.

Widely considered one of the top coaches at the NCAA Division II and NAIA levels, Harper spent 12 seasons as head coach at Kentucky Wesleyan and Oklahoma City University before coming to WKU. Compiling an amazing record of 342-63 for an .844 winning percentage, Harper won four national championships while reaching the title game on five other occasions.

He helped guide Oklahoma City to a 95-17 mark the three seasons prior to joining the WKU staff, with the Stars claiming two-straight NAIA Division I National Championships. OCU ended the 2007-08 campaign at 31-7, capturing the national title. The previous year, the Stars were 35-2 and won the national championship. In his first year leading the program, Oklahoma City posted a 29-8 mark and were runners-up in the NAIA Tournament.

In his three years at the helm at Oklahoma City, Harper had six individuals earn NAIA All-American recognition, highlighted by Ollie Bailey, who was selected as the National Player of the Year in 2007-08. In addition, 10 student-athletes were honored on the All-Sooner Athletic Conference Team and six made the NAIA All-Tournament squad. Kameron Gray was named the tournament's most valuable player in both 2007 and 2008.

Harper's results at Kentucky Wesleyan were just as impressive, as he compiled a 247-46 record and an .843 winning percentage. He led the Panthers to the 1999 and 2001 NCAA Division II National Championships. Kentucky Wesleyan won 30 or more games in six-straight seasons from 1998-2003, an NCAA record, and claimed five Great Lakes Valley Conference regular season and tournament titles in his time with the program. The Panthers were 35-2 on their way to winning the program's first national title in 1999, while the 2001 squad posted a 31-3 finish.

Harper guided Kentucky Wesleyan to a 31-3 record for three-straight years from 2000-02, including winning 90 percent of the Panthers' league games over that span for a 54-6 mark. Harper's 1997-98 squad, which posted a 30-3 ledger, advanced to the national title game. Kentucky Wesleyan's amazing six-year run from 1998 to 2003 including two NCAA Titles (1999, 2001) and four runner-up finishes (1998, 2000, 2002, and 2003).

Harper was named the Division II National Coach of the Year three times, while earning the honor at the NAIA level once with Oklahoma City following the 2008 title run. He was selected conference coach of the year on seven occasions as well as the region coach of the year twice.

Through seven seasons, he had more victories than any coach at the Division I and II levels. Harper reached 200 wins in 224 games, which was faster than Division I record holder and Hall of Famer Clair Bee, who won 200 in 231 games.

On February 17, 2008, Harper's number 12 jersey was permanently retired at Kentucky Wesleyan, and the floor at Jones Gymnasium was named "Ray Harper Court."

He has also coached on the international level, having led USA Basketball men's junior team to a 7-1 record and a fifth-place finish at the FIBA World Championships in Greece.

Harper was an assistant coach at Kentucky Wesleyan for 10 years, including six as its associate head coach, prior to taking over the program. As an assistant, Harper aided the Panthers to a 235-66 record while they won the 1987 and 1990 NCAA Division II National Titles, also reaching the tournament two other times.

In fact, Kentucky Wesleyan won more than 20 contests in each of his first nine years on the staff, beginning with a 28-5 mark in 1986-87. The Panthers followed that performance with a 23-7 finish the following season and then went 24-7 in 1988-89, before posting a 31-2 record en route to the 1990 national title. Kentucky Wesleyan finished 22-8 the next year and was 23-8 in 1991-92 on the way to reaching the Division II Elite Eight. After recording a 21-6 mark in 1992-93 the school won 23 contests in each of the next two years, including going 16-2 in the conference in 1994-95.

In addition to finishing in the top 20 in the final polls in each of his first six seasons with the school, the Panthers won no fewer than 12 games in the GLVC in his time as an assistant.

At Kentucky Wesleyan, Harper coached two National Players of the Year, seven All-Americans and nine individuals who earned NABC Great Lakes All-Region honors. Eleven of Harper's players were selected for All-GLVC honors, including five who were named the league's player of the year. In postseason play, seven Panthers were voted to the NCAA All-Tournament squad with three selected most outstanding player (MOP), while nine earned All-GLVC Tournament accolades including four MOP honorees. Off the court, six student-athletes earned academic honors from the conference.

Harper got his start in the coaching profession as a graduate assistant at Virginia Commonwealth during the 1985-86 season.

A 1985 graduate of Kentucky Wesleyan, Harper was a two-year starter for the Panthers after transferring from Texas. He became the school's first All-American as a senior, and he also earned most outstanding player in the regional as well as all-region and all-conference accolades. The 1981 Southwest Conference Rookie of the Year after averaging 9.8 points and 3.9 assists per outing, Harper finished his college career with 1,187 points and 605 assists at the two schools.

Harper, who hails from Bremen, Ky., scored 3,033 points during his high school playing career, earning all-state honors as a senior and District Player of the Year acclaim twice. He earned his Master's degree from WKU in 1995. Harper and his wife, Shannon, reside in Bowling Green, Ky.



## ASSISTANT COACH LAWRENCE BRENNEMAN

### FOURTH SEASON GENEVA, 1985

Lawrence Brenneman begins his fourth season as assistant men's basketball coach at Western Kentucky University in 2011-12. As a part of Ken McDonald's staff, Brenneman has helped the Hilltoppers to two 20-win seasons, Sun Belt Conference East Division and Tournament Championships in 2009 and a win in the 2009 NCAA Tournament.

Brenneman came to WKU with 20 years of experience in the coaching profession, including a dozen at the collegiate level. Most recently, he was an assistant coach at Binghamton University for eight seasons, helping the Bearcats to 105 victories as they transitioned from the Division II to Division I level.

In his first year on the staff, Binghamton won 14 games while reaching the championship game of three different in-season tournaments. The next fall they began the process of moving to Division I and joining the America East Conference. After finishing ahead of three teams in their inaugural year, the Bearcats improved to 9-7 in the league, good enough for fourth in the standings, and posted a 14-13 overall mark the following year, earning victories over regular-season champion Boston University and tournament-winner Vermont.

In their first season of eligibility for the America East Conference Tournament in 2003-04, the Bearcats notched a 10-8 league mark en route to a fifth-place finish. Binghamton earned its first-ever America East Conference Tournament win the next year after defeating Albany in the quarterfinals. Brenneman helped the program go 12-4 in the conference and 16-14 overall in 2005-06, as the Bearcats were second in the regular season standings and advanced to the semifinals of the league tournament.

After winning 13 contests in 2006-07, Binghamton once again posted a winning league record in 2007-08, going 9-7 against conference foes.

Brenneman spent four seasons as an assistant at Seward County Community College, helping the Saints to a 98-38 mark including a berth in the semifinals of the 1998 National Junior College Athletic Association Tournament. They finished 35-3 after claiming the NJCAA Region VI Tournament Championship. The victory total is still the highest in school history.

In 1999-2000, Brenneman's final season on the staff at Seward County Community College, the squad posted a 24-8 overall mark and went 12-4 to finish second in the Jayhawk West Conference. The Saints were 22-11 overall and 10-6 in the league the previous year, while advancing to the semifinals of the region tournament.

The Saints ended each of Brenneman's final three seasons on the staff ranked in the top 20 of the final NJCAA poll.

In his four years with the program, Seward County Community College student-athletes earned all-region honors on seven occasions. One individual, Melvin Sanders, went on to garner NJCAA All-America recognition, receive a scholarship to Oklahoma State and then play for the San Antonio Spurs in the National Basketball Association.

"WKU has a strong tradition throughout the years. What really drew me to the university was the commitment to the program," said Brenneman upon his hiring in the summer of 2008. "They have been to the Final Four, made 21 trips to the NCAA Tournament and have had numerous legendary coaches. I have known Coach McDonald over the years, and the enthusiasm he brings to the program is something you want to be a part of. The fact that he has been here before is important because he knows the lay of the land."

Brenneman also has eight years of experience as a head coach at the high school level, leading Andover (Kan.) High School to an 88-34 record from 1989-96, with the school qualifying for the state tournament in his final season, while posting a 48-16 mark in two years at Wichita High School. He was also an assistant coach at Tabor (Kan.) College during the 1986-87 campaign, helping the school to a 19-7 finish.

A 1985 graduate of Geneva College (Pa.), Brenneman earned NAIA All-America honors on the court after being selected a Kodak All-American and all-state twice at Hillsboro High School in Kansas. He went on to earn his Master's degree from Wichita State in 1992.

"I first met Lawrence when I came to WKU and was on the road recruiting, and we ended up sitting together at a tournament on my first trip," McDonald said. "He was an assistant at a great junior college then, which meant he had to help replenish the roster every year. You have to recruit a ton of players, and you need to be good to maintain your program at a high level. We have known each other for 10 years now and have kept in touch as he helped Binghamton make the transition to the NCAA Division I level and move into the upper level of their league.

"I have watched Lawrence enjoy success at schools where it may have been a little tougher. I am impressed with his experience, his leadership and his ability to recruit."

Brenneman and his wife, Lisa, have two children, James and Jenna. They reside in Bowling Green, Ky.



## ASSISTANT COACH JAKE MORTON

**FIRST SEASON  
MIAMI (FLA.), 1993**

Jake Morton begins his first season as an assistant coach on the WKU staff in 2011-12.

Morton comes to the Hill after spending four seasons as an assistant coach at the University of Miami (Fla.), where he was a member of the basketball team from 1989-93 and can still be found in the school record books in multiple statistical categories.

"Jake brings many years of Division I coaching experience, the last four of which were at an ACC school with a good friend of mine, Frank Haith," WKU head coach Ken McDonald said. "We are very fortunate to have that experience both in recruiting and coaching at a high level. I have known Jake for a while, and I know the system he comes from and the program he comes from. He has done a great job recruiting in various areas of the country, and there are a lot of positives about adding him to the staff. We are excited to welcome him, his wife and three children to the Hilltopper family."

While at Miami from 2008-11, Morton helped the Hurricanes to three 20-win seasons and three post-season berths, including a victory in the 2008 NCAA Tournament. During Morton's tenure in Miami, the Hurricanes posted their second-most victories in a season and also earned their best all-time finish in

the ACC, with both coming during the 2007-08 campaign.

Morton also helped tutor two future NBA Draft picks and two first-team All-ACC performers in his four seasons under Haith.

"I am very excited to be here at WKU, and I am really looking forward to getting off to a good start," Morton said. "I'm very excited about what I see with the spirit of this team. I have followed Coach McDonald's career from afar, and he's done great things as a coach at the collegiate level. I'm looking forward to joining his staff and learning a great deal from him."

Before returning to his alma mater, Morton worked three seasons as an assistant coach at James Madison under head coach Dean Keener from 2005-07. Prior to joining the JMU staff, Morton was an assistant coach at St. Francis (Pa.) from 2001-04 and spent the 1999-2000 campaign at Bowie State. While at St. Francis, Morton coached under former Hilltopper standout player and coach Bobby Jones.

As a player for the Hurricanes, Morton tallied 909 points, 245 rebounds and 194 assists from 1989-93. His name is scattered throughout the Hurricane record books, as he ranks ninth in Miami history in three-pointers (136), 10th in three-pointers attempted (390) and 14th in career three-point field goal percentage (.349).

During the 1989-90 season, he recorded a team-high 45 steals while averaging 11.0 points per game as a sophomore. That same season, he garnered the team's "Hustle Award" at the end of the season – an honor he would earn again following the 1991-92 season – and was named the team's defensive player of the year three separate times.

Following his playing career at Miami, Morton went on to play professionally in Israel for six years.

Morton's coaching career began in New York, where he served as a counselor and coach at the Five-Star Basketball Camp, which included future collegiate and NBA stars such as Richard Hamilton, Vince Carter and Stephon Marbury.

Morton graduated from Miami in 1993 with a degree in general studies. He is married to the former Robin DeVeaux, and they have a daughter, Alexis, and two sons, Jalen and Joshua.



**ANDREW THEOKAS**  
DIRECTOR OF OPERATIONS  
SECOND SEASON

Andrew Theokas begins his second season as the Director of Basketball Operations at WKU in 2011-12 after being hired in September, 2010.

Theokas came to WKU after spending the 2009-10 season as the head boys basketball coach at Marlboro High School in Marlboro, N.J. Prior to that, Theokas spent 11 years as an assistant on various Division I men's basketball coaching staffs.

Theokas was named the 2009-10 All-Shore Media Coach of the Year after leading the Marlboro Mustangs to the state sectional semifinals for the first time since the 1970s in 2009-10. Marlboro High School also reached the Round of 16 in the Shore Conference Tournament and won the Huskie Holiday Classic under Theokas' direction.

Before taking the reins at Marlboro High School, Theokas spent four seasons as an assistant coach at Columbia University. While at Columbia, Theokas was in charge of scheduling and working with the Lion big men. Theokas was the top assistant on head coach Joe Jonas' staff in 2007-08 and 2008-09.

Theokas joined the Columbia coaching staff in 2005 after spending four years as an assistant coach at the University of Massachusetts, where he was responsible for recruiting and working with post players. Under his tutelage, Rashaun Freeman was the Atlantic 10 Rookie of the Year in 2004 and a first-team All-Atlantic 10 performer as a sophomore in 2004-05.

Prior to his four years at Massachusetts, Theokas spent the 2000-01 season as an administrative assistant at Villanova University. He came to Villanova from Rider University, where he was an assistant coach for two seasons from 1998-2000.

Before Rider, Theokas was the head coach at Ocean County College in Toms River, N.J. Ocean County enjoyed a 10-game improvement from his first to second seasons, setting the foundation for a program which went on to win 42 games over a two-year span, including a National Junior College Athletic Association Region 19 championship.

Theokas is the son of Charles Theokas, who was the former athletics director at Temple University, a former Atlantic 10 Conference commissioner and longtime New York Nets executive.

A 1992 graduate of William and Mary, Theokas and his wife, Lori, have three children – Olivia, Sophia and Charlie.



**BRIAN BIDLINGMYER**  
PLAYER DEVELOPMENT  
FIRST SEASON

Brian Bidlingmyer joins the Hilltopper men's basketball staff in 2011-12 as a Director of Player Development focusing on academics after spending the last six seasons as an assistant coach and recruiting coordinator at the University of Wisconsin-Milwaukee.

While at Milwaukee, Bidlingmyer helped to oversee recruiting efforts while also participating in all of the on-court aspects of head

coach Rob Jeter's program.

"Brian has a wealth of different experience at many different levels, and he is a guy who is really going to help our staff with various aspects of our program," WKU head coach Ken McDonald said. "He is going to have a high amount of focus on the academic progress of our players, community relations and the day-to-day operation of our basketball program. He will be a great glue-guy for our program and will pitch in with everything that makes a high-level program operate efficiently."

Bidlingmyer has delivered results at each of his previous coaching stops as well. In two seasons at Binghamton alongside current WKU assistant coach Lawrence Brenneman, he helped Al Walker build the Bearcat program into one of the up-and-coming squads in the America East Conference. Under Mike Deane at Lamar, Bidlingmyer served as the program's recruiting coordinator in addition to his on-the-floor coaching duties, helping the Cardinals capture the 2000 Southland Conference Championship and advance to the NCAA Tournament for the first time in 17 years. Bidlingmyer also worked with Deane for two seasons at Marquette, and was the director of the Mike Deane Basketball Camps for all six years he worked with Deane.

His coaching experience has also included summer stints overseas with People-To-People Sports. He led a team to France during the summer of 2000 before taking teams to Australia in the summers of 2001 and 2002. He also toured Romania as a player with a college all-star team in 1991.

Bidlingmyer played four seasons at Siena College, where he served as team captain his senior year. The Saints advanced to the NIT semifinals in 1994, winning a school-record 25 games. He played in 118 consecutive games at the school and led the team in rebounding as a junior. He also holds a pair of Siena single-game records for field goal percentage (8-for-8) and steals (10). The steals mark is also still a Metro Atlantic Athletic Conference record.

Bidlingmyer, who grew up in Barberton, Ohio, is a member of the Barberton High School Hall of Fame along with such well-known names as Bo Schembechler and John Mackovic.





**KIP WELLMAN**  
**PLAYER DEVELOPMENT**  
**THIRD SEASON**

Kip Wellman enters his third season on the WKU men's basketball staff, serving as a Director of Player Development and video coordinator. He handles film exchange for the Hilltoppers and works on numerous other administrative tasks.

A 2005 graduate of Transylvania University, Wellman came to WKU following four seasons at Syracuse. Serving as a graduate assistant manager with the Orange, Well-

man earned his master's degree in spring 2009. In addition to his managerial duties, he coordinated film exchange with Syracuse's opponents while assisting with basketball operations.

Prior to his time at Syracuse, Wellman was the assistant basketball coach for Bourbon County High School, leading the Paris, Ky., program to the 2004-05 41st District Championship.

Wellman played collegiately at Embry-Riddle University, an NAIA school in Daytona Beach, Fla. A three-year letter winner with the Eagles, Wellman led Embry-Riddle to the 2000-01 Florida Sun Conference Regular Season and Tournament Championships, advancing all the way to the NAIA Final Four.



**BRANDON KUHN**  
**STRENGTH COACH**  
**FIRST SEASON**

Brandon Kuhn will begin his first season as men's basketball strength and conditioning coach in 2011-12 after spending the last four seasons as a men's basketball strength and conditioning coach at Texas Tech.

After serving in an assistant's role, Kuhn was the head men's basketball strength and conditioning coach for the Red Raiders from the end of the 2010-11 season until

joining the staff at WKU.

"Brandon worked for one of my best friends on the strength and conditioning side at Texas Tech who I have known and trusted for a long time," WKU head coach Ken McDonald said. "He is intense and knowledgeable, and he has a good background. I think he is going to take this group to the next level physically and mentally."

Kuhn earned his bachelor's of science degree in exercise science from Angelo State University in 2006 and received a master's degree in strength and conditioning from Texas Tech University in 2010.



**MIKE GADDIE**  
**ATHLETIC TRAINER**  
**12th SEASON**

Mike Gaddie is in his 12th season as the athletic trainer for the WKU men's basketball program. Gaddie joined the Hilltopper athletic training staff in 2000 and in addition to working with men's basketball, he assists with the other WKU athletic teams. In the summer of 2009, he was promoted to Associate Athletic Trainer.

Gaddie also coordinates team travel for WKU men's basketball.

Gaddie came to WKU from DiversiCare Rehab Service, Inc., which is affiliated with Western Kentucky Orthopedic Associates in Bowling Green, Ky. At DiversiCare, he served as Director of Sports Medicine from 1996-2000.

Prior to that, Gaddie was Coordinator of Outreach Services at the Regional Medical Center in Madisonville, Ky., from 1992-96.

A native of Hodgenville, Ky., Gaddie spent five summers in the St. Louis Cardinals organization, handling the athletic training assignments for the team's Class-A clubs in Peoria, Ariz. (1989) and Johnson City, Tenn. (1990-93).

A 1992 graduate of Murray State University, Gaddie spent his undergraduate years (1987-92) as a student trainer on the Racer staff. He earned his Master's in exercise science from WKU in 2006.

Gaddie, a 1987 alumnus of Caverna High School, lettered three years in both football and tennis. He is married to the former Connie Logsdon of Horse Cave, also a 1992 graduate of Murray State, who earned her Master's degree from WKU in 2000. The couple has two sons, Andrew and Jacob.



**MICHAEL SCHROEDER**  
**SPORTS INFORMATION DIRECTOR**  
**SECOND SEASON**

The 2011-12 season marks Michael Schroeder's second as the sports information director for the WKU men's basketball team and third as a member of the WKU Athletic Communications staff.

Schroeder's primary tasks with men's basketball include overseeing all media coverage of the team and maintaining statistics, records and WKUSports.com.

Schroeder came to WKU as an athletic media relations assistant in July of 2009 after graduating from the University of Illinois with a degree in broadcast journalism in May of 2009. He worked as the primary media relations contact for the WKU women's soccer and baseball teams in 2009-10 before being promoted to Assistant Director of Athletic Media Relations in August of 2010 and taking over men's basketball duties.

While at Illinois, Schroeder earned four letters as the baseball team manager. His previous media relations experience came at the U.S. Cellular Coliseum in his hometown of Bloomington, Ill., and with the Madison Mallards Baseball Club in Madison, Wisc.

Schroeder will complete his master's degree in athletic administration at WKU in the summer of 2012.



## 2010-11 SEASON IN REVIEW

---

Statistics.....	34
Results.....	35
Game-By-Game Team Comparison .....	36
High-Low Analysis .....	37
Individual Points-Rebounds-Assists .....	38
Sun Belt Conference .....	39
Box Scores.....	40-50



RECORD	OVERALL	HOME	AWAY	NEUTRAL
ALL GAMES	16-16	7-6	6-7	3-3
CONFERENCE	8-8	4-4	4-4	0-0
NON-CONFERENCE	8-8	3-2	2-3	3-3

PLAYER	GP-GS	MIN	----TOTAL----		----3-POINT----		---F-THROW---		-----REBOUNDS-----												
			AVG	FG-FGA	FG%	3FG-FGA	3FG%	FT-FTA	FT%	OFF	DEF	TOT	AVG	PF	DQ	A	TO	BLK	STL	PTS	AVG
Kerusch, Sergio	32-29	992	31.0	193-398	.485	46-150	.307	67-104	.644	101	152	253	7.9	89	6	15	45	12	13	499	15.6
Pettigrew, Steff	32-32	1085	33.9	182-372	.489	30-102	.294	73-127	.575	83	111	194	6.1	88	0	42	64	20	24	467	14.6
Pattillo, Juan	32-27	953	29.8	160-321	.498	0-3	.000	117-180	.650	95	195	290	9.1	94	2	45	95	56	48	437	13.7
McDonald, Kahlil	31-7	730	23.5	61-219	.279	46-160	.288	41-56	.732	10	43	53	1.7	71	1	61	57	2	10	209	6.7
Peters, Brandon	12-9	279	23.3	28-77	.364	7-24	.292	15-23	.652	8	24	32	2.7	21	0	23	28	2	11	78	6.5
Dickerson, Cad.	32-27	905	28.3	56-152	.368	40-103	.388	39-46	.848	19	35	54	1.7	52	0	38	38	1	14	191	6.0
Crook, Jamal	31-17	629	20.3	40-111	.360	0-6	.000	31-47	.660	18	51	69	2.2	55	0	112	56	5	29	111	3.6
Akol, Teeng	19-0	148	7.8	18-42	.429	1-1	1.000	11-16	.688	14	20	34	1.8	24	0	4	14	16	0	48	2.5
Drane, Stephon	18-0	75	4.2	7-11	.636	0-1	.000	7-11	.636	4	10	14	0.8	12	0	0	5	1	4	21	1.2
Anyigbo, Kene	14-0	48	3.4	1-4	.250	0-0	.000	11-18	.611	1	9	10	0.7	11	0	1	5	0	3	13	0.9
Gabbard, Mike	12-0	44	3.7	1-2	.500	0-1	.000	1-2	.500	0	0	0	0.0	4	0	5	3	0	3	3	0.3
TEAM										44	30	74		1			6				
Total...	32	6450		809-1855	.436	179-573	.312	445-693	.642	427	760	1187	37.1	582	10	392	475	124	185	2242	70.1
Opponents...	32	6449		831-1900	.437	216-595	.363	385-590	.653	422	757	1179	36.8	629	13	419	451	104	203	2263	70.7

TEAM STATISTICS	WKU	OPP	DATE	OPPONENT	SCORE	ATT.		
SCORING.....	2242	2263	11/12/10	at Saint Joseph's	W 98-70	4200		
Points per game.....	70.1	70.7	11/15/10	ALABAMA A&M	W 83-61	4510		
Scoring margin.....	-0.7	-	! 11/18/10	vs. Minnesota	L 77-95	7205		
FIELD GOALS-ATT.....	809-1855	831-1900	! 11/19/10	vs. Hofstra	W 62-60	10127		
Field goal pct.....	.436	.437	! 11/21/10	vs. Davidson	L 51-64	11575		
3 POINT FG-ATT.....	179-573	216-595	11/27/10	SOUTH CAROLINA	Lo2 85-87	6012		
3-point FG pct.....	.312	.363	12/01/10	at Vanderbilt	L 62-82	13577		
3-pt FG made per game.....	5.6	6.8	12/04/10	at #14 Memphis	L 61-77	17171		
FREE THROWS-ATT.....	445-693	385-590	12/08/10	at Bowling Green State	W 59-52	1132		
Free throw pct.....	.642	.653	12/11/10	SOUTHERN ILLINOIS	W 53-46	3491		
Free throws made per game.....	13.9	12.0	12/18/10	at Murray State	L 60-69	5667		
REBOUNDS.....	1187	1179	12/22/10	#25 LOUISVILLE	L 82-114	7326		
Rebounds per game.....	37.1	36.8	* 01/01/11	at Arkansas State	L 73-81	2854		
Rebounding margin.....	+0.3	-	* 01/06/11	DENVER	L 59-62	2722		
ASSISTS.....	392	419	* 01/13/11	at Troy	L 68-82	2105		
Assists per game.....	12.3	13.1	* 01/15/11	FLORIDA ATLANTIC	L 73-78	2918		
TURNOVERS.....	475	451	* 01/20/11	at South Alabama	W 84-75	2239		
Turnovers per game.....	14.8	14.1	* 01/22/11	TROY	W 77-58	3802		
Turnover margin.....	-0.7	-	* 01/27/11	at FIU	W 81-78	1269		
Assist/turnover ratio.....	0.8	0.9	* 01/29/11	at Florida Atlantic	W 57-53	2734		
STEALS.....	185	203	* 02/03/11	SOUTH ALABAMA	L 76-80	3182		
Steals per game.....	5.8	6.3	* 02/05/11	ULM	W 81-61	3306		
BLOCKS.....	124	104	* 02/10/11	MIDDLE TENNESSEE	L 60-69	3266		
Blocks per game.....	3.9	3.3	* 02/12/11	NORTH TEXAS	W 87-76	3704		
ATTENDANCE.....	49669	108121	02/14/11	FLORIDA GULF COAST	W 80-70	2185		
Home games-Avg/Game.....	13-3821	13-5228	* 02/17/11	at UALR	W 61-59	3036		
Neutral site-Avg/Game.....	-	6-6692	* 02/19/11	at Louisiana-Lafayette	L 64-67	7071		
SCORE BY PERIODS	1st	2nd	OT	TOTAL	* 02/24/11	FIU	W 80-73	3245
WKU	1062	1162	18	2242	* 02/26/11	at Middle Tennessee	L 39-57	4912
Opponents	1037	1206	20	2263	^ 03/05/11	vs. ULM	W 66-50	3992
					^ 03/06/11	vs. Louisiana-Lafayette	W 81-76	3907
					^ 03/07/11	vs. North Texas	L 62-81	3348

(!) 2010 Honda Puerto Rico Tip-Off (San Juan, P.R.)  
 (^) 2011 Sun Belt Conference Tournament (Hot Springs, Ark.)  
 (\*) Sun Belt Conference game

RECORD	OVERALL	HOME	AWAY	NEUTRAL
ALL GAMES	16-16	7-6	6-7	3-3
CONFERENCE	8-8	4-4	4-4	0-0
NON-CONFERENCE	8-8	3-2	2-3	3-3

DATE	OPPONENT	SCORE	ATTEN.	OVR	SBC	WKU HIGH PTS.	WKU HIGH REB.	OPP. HIGH PTS.
11/12/10	at Saint Joseph's	W 98-70	4200	1-0		Kerusch (31)	Pattillo (12)	Jones (17)
11/15/10	ALABAMA A&M	W 83-61	4510	2-0		Pattillo (21)	Pattillo (12)	Hester (13)
11/18/10!	vs. Minnesota	L 77-95	7205	2-1		Pettigrew (25)	Kerusch (13)	Sampson III (22)
11/19/10!	vs. Hofstra	W 62-60	10127	3-1		Pattillo (17)	Pattillo (10)	Jenkins (27)
11/21/10!	vs. Davidson	L 51-64	11575	3-2		Pattillo (15)	Pattillo (11)	Kuhlman (16)
11/27/10	SOUTH CAROLINA	Lo2 85-87	6012	3-3		Pattillo (24)	Pattillo (18)	Galloway (22)
12/01/10	at Vanderbilt	L 62-82	13577	3-4		Pattillo (18)	Pattillo (7)	Jenkins (21)
12/04/10	at #14 Memphis	L 61-77	17171	3-5		Kerusch (16)	Pattillo (12)	Jackson (15)
12/08/10	at Bowling Green State	W 59-52	1132	4-5		Pettigrew (13)	Pattillo (10)	Crawford (15)
12/11/10	SOUTHERN ILLINOIS ...	W 53-46	3491	5-5		Pettigrew (15)	Pattillo (6)	Seck (12)
								Teague (12)
12/18/10	at Murray State	L 60-69	5667	5-6		Peters (16)	Kerusch (9)	Canaan (19)
12/22/10	#25 LOUISVILLE	L 82-114	7326	5-7		Kerusch (21)	Dixon (7)	Siva (29)
							Kerusch (7)	
01/01/11*	at Arkansas State	L 73-81	2854	5-8	0-1	Kerusch (25)	Pattillo (9)	Finn (30)
01/06/11*	DENVER	L 59-62	2722	5-9	0-2	Pattillo (24)	Kerusch (12)	Stafford (17)
01/13/11*	at Troy	L 68-82	2105	5-10	0-3	Kerusch (24)	Kerusch (13)	Taylor (20)
01/15/11*	FLORIDA ATLANTIC	L 73-78	2918	5-11	0-4	Pettigrew (31)	Kerusch (10)	Gantt (18)
01/20/11*	at South Alabama	W 84-75	2239	6-11	1-4	Kerusch (20)	Pattillo (10)	Brock (17)
01/22/11*	TROY	W 77-58	3802	7-11	2-4	Kerusch (25)	Kerusch (10)	Taylor (20)
							Pettigrew (10)	
01/27/11*	at FIU	W 81-78	1269	8-11	3-4	Kerusch (21)	Pattillo (11)	Wright (25)
01/29/11*	at Florida Atlantic	W 57-53	2734	9-11	4-4	Pettigrew (18)	Kerusch (11)	Royster (14)
								Taylor (14)
02/03/11*	SOUTH ALABAMA	L 76-80	3182	9-12	4-5	Pettigrew (18)	Kerusch (11)	Redus (26)
							Kerusch (18)	
02/05/11*	ULM	W 81-61	3306	10-12	5-5	Kerusch (17)	Kerusch (14)	Brown (16)
							Pattillo (17)	
02/10/11*	MIDDLE TENNESSEE ...	L 60-69	3266	10-13	5-6	Pettigrew (18)	Pattillo (13)	Washington (24)
02/12/11*	NORTH TEXAS	W 87-76	3704	11-13	6-6	Pattillo (18)	Pattillo (10)	Hogans (17)
02/14/11	FLORIDA GULF COAST	W 80-70	2185	12-13		Kerusch (20)	Pattillo (11)	Banks (25)
02/17/11*	at UALR	W 61-59	3036	13-13	7-6	Pettigrew (18)	Pettigrew (10)	Mouzy (17)
02/19/11*	at Louisiana-Lafayette	L 64-67	7071	13-14	7-7	Pettigrew (18)	Pattillo (8)	Thomas (25)
02/24/11*	FIU	W 80-73	3245	14-14	8-7	Kerusch (26)	Kerusch (11)	Wright (19)
02/26/11*	at Middle Tennessee	L 39-57	4912	14-15	8-8	Pettigrew (15)	Pettigrew (8)	Sulton (18)
03/05/11^	vs. ULM	W 66-50	3992	15-15		Kerusch (20)	Kerusch (14)	Gilbert (13)
03/06/11^	vs. Louisiana-Lafayette	W 81-76	3907	16-15		Pettigrew (26)	Pattillo (10)	Brown (19)
03/07/11^	vs. North Texas	L 62-81	3348	16-16		Pattillo (20)	Pattillo (10)	Thompson (28)

(!) 2010 Honda Puerto Rico Tip-Off (San Juan, P.R.)  
 (^) 2011 Sun Belt Conference Tournament (Hot Springs, Ark.)  
 (\*) Sun Belt Conference game

MARGIN OF WINS/LOSSES

	1	2	3	4	5	6	7	8	9	10	11	12	13	14	15	16-19	20-24	25-29	30+
WINS	0	2	1	1	1	0	3	0	1	1	1	0	0	0	0	2	2	1	0
LOSSES	0	1	2	1	1	0	0	1	2	0	0	0	1	1	0	4	1	0	1

2010-11 SEASON IN REVIEW



2010-11 GAME-BY-GAME TEAM COMPARISON

DATE	OPPONENT	FGM-A / %	3FG-A / %	FTM-A / %	OR-DR / TOT	PF	AST	TO	BK	STL	PTS
11/12	WKU	39-64 / .609	11-21 / .524	9-13 / .692	9-32 / 41	23	26	17	3	7	98
	at Saint Joseph's	26-77 / .338	6-29 / .207	12-19 / .632	19-18 / 37	14	13	14	3	7	70
11/15	WKU	28-55 / .509	3-11 / .273	24-50 / .480	16-29 / 45	21	15	16	2	10	83
	vs. Alabama A&M	25-66 / .379	3-17 / .176	8-16 / .500	16-25 / 41	37	6	19	2	5	61
11/18	WKU	27-72 / .375	10-29 / .345	13-20 / .650	17-22 / 39	25	17	15	0	12	77
	vs. Minnesota (1)	35-56 / .625	8-15 / .533	17-31 / .548	10-30 / 40	17	19	19	10	4	95
11/19	WKU	25-60 / .417	6-18 / .333	6-12 / .500	13-22 / 35	20	15	18	5	8	62
	vs. Hofstra (1)	22-55 / .400	3-13 / .231	13-25 / .520	15-26 / 41	17	9	19	2	12	60
11/21	WKU	21-68 / .309	4-15 / .267	5-12 / .417	18-16 / 34	15	11	9	3	7	51
	vs. Davidson (1)	26-54 / .481	4-15 / .267	8-11 / .727	13-32 / 45	13	10	17	4	6	64
11/27	WKU	32-79 / .405	8-23 / .348	13-21 / .619	16-36 / 52	13	15	19	6	3	85
	vs. South Carolina	33-83 / .398	9-22 / .409	12-18 / .667	17-36 / 53	23	12	16	6	11	87
12/01	WKU	24-60 / .400	4-20 / .200	10-16 / .625	11-21 / 32	14	14	22	3	12	62
	at Vanderbilt	30-57 / .526	11-23 / .478	11-14 / .786	9-25 / 34	14	23	23	4	7	82
12/04	WKU	22-70 / .314	4-18 / .222	13-22 / .591	25-18 / 43	20	7	20	2	9	61
	at #14 Memphis	28-58 / .483	4-13 / .308	17-26 / .654	15-26 / 41	26	17	21	12	11	77
12/08	WKU	17-38 / .447	4-14 / .286	21-32 / .656	11-28 / 39	14	9	29	3	16	59
	at Bowling Green State	19-62 / .306	5-20 / .250	9-13 / .692	17-16 / 33	21	10	20	2	19	52
12/11	WKU	19-49 / .388	4-17 / .235	11-18 / .611	4-18 / 22	11	7	10	2	9	53
	vs. Southern Illinois	20-46 / .435	3-13 / .231	3-7 / .429	11-31 / 42	19	6	23	3	4	46
12/18	WKU	21-42 / .500	6-14 / .429	12-19 / .632	7-20 / 27	19	10	17	3	1	60
	at Murray State	24-53 / .453	8-22 / .364	13-20 / .650	12-18 / 30	18	17	7	0	5	69
12/22	WKU	28-63 / .444	6-20 / .300	20-30 / .667	14-16 / 30	19	15	17	1	9	82
	vs. #25 Louisville	42-65 / .646	16-30 / .533	14-22 / .636	13-25 / 38	24	25	17	3	9	114
01/01	WKU	32-70 / .457	6-19 / .316	3-6 / .500	12-22 / 34	20	11	11	3	4	73
	at Arkansas State	28-60 / .467	10-17 / .588	15-20 / .750	13-28 / 41	15	18	13	2	8	81
01/06	WKU	24-53 / .453	1-8 / .125	10-17 / .588	15-24 / 39	16	6	11	2	2	59
	vs. Denver	26-51 / .510	6-16 / .375	4-10 / .400	5-19 / 24	17	15	7	5	3	62
01/13	WKU	25-65 / .385	6-29 / .207	12-18 / .667	12-24 / 36	17	8	15	8	10	68
	at Troy	27-69 / .391	10-24 / .417	18-23 / .783	23-31 / 54	15	12	15	3	7	82
01/15	WKU	27-62 / .435	7-20 / .350	12-21 / .571	16-18 / 34	20	11	7	2	3	73
	vs. Florida Atlantic	27-53 / .509	7-12 / .583	17-21 / .810	9-23 / 32	19	17	9	3	3	78
01/20	WKU	30-53 / .566	5-12 / .417	19-22 / .864	12-26 / 38	16	14	21	7	5	84
	at South Alabama	27-69 / .391	8-26 / .308	13-16 / .813	18-13 / 31	18	15	11	4	9	75
01/22	WKU	29-64 / .453	5-17 / .294	14-21 / .667	15-36 / 51	15	19	15	5	4	77
	vs. Troy	21-65 / .323	8-34 / .235	8-14 / .571	11-24 / 35	14	10	13	4	6	58
01/27	WKU	27-50 / .540	5-17 / .294	22-25 / .880	10-21 / 31	22	14	15	8	4	81
	at FIU	28-66 / .424	5-13 / .385	17-22 / .773	20-16 / 36	19	11	9	1	7	78
01/29	WKU	22-48 / .458	6-12 / .500	7-9 / .778	6-28 / 34	13	13	15	5	2	57
	at Florida Atlantic	22-61 / .361	6-26 / .231	3-8 / .375	15-22 / 37	15	13	10	3	6	53
02/03	WKU	29-67 / .433	7-19 / .368	11-22 / .500	21-20 / 41	17	15	12	4	4	76
	vs. South Alabama	31-58 / .534	10-18 / .556	8-12 / .667	9-24 / 33	22	13	13	4	3	80
02/05	WKU	27-53 / .509	5-16 / .313	22-31 / .710	11-26 / 37	21	12	8	4	3	81
	vs. ULM	22-51 / .431	6-12 / .500	11-22 / .500	10-17 / 27	23	11	11	0	3	61
02/10	WKU	18-55 / .327	5-21 / .238	19-28 / .679	20-26 / 46	24	7	23	6	3	60
	vs. Middle Tennessee	19-50 / .380	7-18 / .389	24-30 / .800	10-23 / 33	25	8	18	4	12	69
02/12	WKU	29-61 / .475	9-25 / .360	20-26 / .769	12-22 / 34	18	18	13	4	7	87
	vs. North Texas	31-63 / .492	3-15 / .200	11-18 / .611	13-24 / 37	21	12	14	1	3	76
02/14	WKU	25-55 / .455	10-18 / .556	20-27 / .741	12-18 / 30	20	15	12	6	9	80
	vs. Florida Gulf Coast	23-54 / .426	6-16 / .375	18-22 / .818	15-23 / 38	21	11	18	2	4	70
02/17	WKU	24-55 / .436	9-22 / .409	4-11 / .364	14-26 / 40	18	15	15	3	3	61
	at UALR	20-50 / .400	7-18 / .389	12-22 / .545	9-22 / 31	15	10	10	1	5	59
02/19	WKU	24-53 / .453	2-15 / .133	14-23 / .609	11-18 / 29	20	10	11	3	6	64
	at Louisiana-Lafayette	26-55 / .473	7-15 / .467	8-15 / .533	12-23 / 35	21	9	14	2	2	67
02/24	WKU	26-56 / .464	5-14 / .357	23-30 / .767	16-25 / 41	17	15	15	9	1	80
	vs. FIU	26-67 / .388	8-21 / .381	13-17 / .765	16-18 / 34	25	13	9	5	4	73
02/26	WKU	14-46 / .304	3-15 / .200	8-20 / .400	11-25 / 36	21	4	16	2	2	39
	at Middle Tennessee	22-54 / .407	3-11 / .273	10-18 / .556	13-27 / 40	20	16	12	2	6	57
03/05	WKU	22-53 / .415	3-17 / .176	19-26 / .731	12-32 / 44	16	5	10	2	5	66
	vs. ULM (2)	17-52 / .327	7-20 / .350	9-18 / .500	10-23 / 33	22	6	12	0	6	50
03/06	WKU	28-55 / .509	4-11 / .364	21-30 / .700	15-20 / 35	22	8	12	6	4	81
	vs. La.-Lafayette (2)	27-62 / .435	6-20 / .300	16-22 / .727	17-20 / 37	24	14	12	3	4	76
03/07	WKU	24-61 / .393	6-26 / .231	8-15 / .533	13-25 / 38	15	11	9	5	1	62
	vs. North Texas (2)	31-58 / .534	6-11 / .545	13-18 / .722	7-29 / 36	15	18	6	3	2	81

2010-11 SEASON IN REVIEW

(1) 2010 Honda Puerto Rico Tip-Off (San Juan, P.R.)  
 (2) 2011 Sun Belt Conference Tournament (Hot Springs, Ark.)

	<b>WKU HIGHS</b>	<b>OPPONENT HIGHS</b>	<b>WKU LOWS</b>	<b>OPPONENT LOWS</b>
<b>POINTS</b>	98 (at Saint Joseph's) 87 (NORTH TEXAS) 85 (SOUTH CAROLINA) 84 (at South Alabama) 83 (ALABAMA A&M)	114 (#25 LOUISVILLE) 95 (vs. Minnesota) 87 (SOUTH CAROLINA) 82 (at Troy) 82 (at Vanderbilt)	39 (at Middle Tennessee) 51 (vs. Davidson) 53 (SOUTHERN ILLINOIS) 57 (at Florida Atlantic) 59 (at Bowling Green State) 59 (DENVER)	46 (SOUTHERN ILLINOIS) 50 (vs. ULM) 52 (at Bowling Green State) 53 (at Florida Atlantic) 57 (at Middle Tennessee) 17 (vs. ULM)
<b>FIELD GOALS MADE</b>	39 (at Saint Joseph's) 32 (at Arkansas State) 32 (SOUTH CAROLINA)	42 (#25 LOUISVILLE) 35 (vs. Minnesota)	14 (at Middle Tennessee) 17 (at Bowling Green State)	19 (at Bowling Green State) 19 (MIDDLE TENNESSEE)
<b>FIELD GOALS ATTEMPTED</b>	79 (SOUTH CAROLINA) 72 (vs. Minnesota)	83 (SOUTH CAROLINA) 77 (at Saint Joseph's)	38 (at Bowling Green State) 42 (at Murray State)	46 (SOUTHERN ILLINOIS) 50 (MIDDLE TENNESSEE) 50 (at UALR)
<b>FIELD GOAL PERCENTAGE</b>	.609 (at Saint Joseph's) .566 (at South Alabama)	.646 (#25 LOUISVILLE) .625 (vs. Minnesota)	.304 (at Middle Tennessee) .309 (vs. Davidson)	.306 (at Bowling Green State) .323 (TROY)
<b>3-POINT FIELD GOALS MADE</b>	11 (at Saint Joseph's) 10 (FLORIDA GULF COAST) 10 (vs. Minnesota)	16 (#25 LOUISVILLE) 11 (at Vanderbilt)	1 (DENVER) 2 (at Louisiana-Lafayette)	3 (ALABAMA A&M) 3 (vs. Hofstra) 3 (SOUTHERN ILLINOIS) 3 (NORTH TEXAS) 3 (at Middle Tennessee)
<b>3-POINT FIELD GOALS ATT.</b>	29 (at Troy) 29 (vs. Minnesota)	34 (TROY) 30 (#25 LOUISVILLE)	8 (DENVER) 11 (ALABAMA A&M) 11 (vs. Louisiana-Lafayette)	11 (at Middle Tennessee) 11 (vs. North Texas)
<b>3-POINT FIELD GOAL PCT.</b>	.556 (FLA. GULF COAST) .524 (at Saint Joseph's)	.588 (at Arkansas State) .583 (FLORIDA ATLANTIC)	.125 (DENVER) .133 (at Louisiana-Lafayette)	.176 (ALABAMA A&M) .200 (NORTH TEXAS)
<b>FREE THROWS MADE</b>	24 (ALABAMA A&M) 23 (FIU)	24 (MIDDLE TENNESSEE) 18 (FLORIDA GULF COAST) 18 (at Troy)	3 (at Arkansas State) 4 (at UALR)	3 (SOUTHERN ILLINOIS) 3 (at Florida Atlantic)
<b>FREE THROWS ATTEMPTED</b>	50 (ALABAMA A&M) 32 (at Bowling Green State)	31 (vs. Minnesota) 30 (MIDDLE TENNESSEE)	6 (at Arkansas State) 9 (at Florida Atlantic)	7 (SOUTHERN ILLINOIS) 8 (at Florida Atlantic)
<b>FREE THROW PERCENTAGE</b>	.880 (at FIU) .864 (at South Alabama)	.818 (FLA. GULF COAST) .813 (at South Alabama)	.364 (at UALR) .400 (at Middle Tennessee)	.375 (at Florida Atlantic) .400 (DENVER)
<b>REBOUNDS</b>	52 (SOUTH CAROLINA) 51 (TROY)	54 (at Troy) 53 (SOUTH CAROLINA)	22 (SOUTHERN ILLINOIS) 27 (at Murray State)	24 (DENVER) 27 (ULM)
<b>ASSISTS</b>	26 (at Saint Joseph's) 19 (TROY)	25 (#25 LOUISVILLE) 23 (at Vanderbilt)	4 (at Middle Tennessee) 5 (vs. ULM)	6 (ALABAMA A&M) 6 (SOUTHERN ILLINOIS) 6 (vs. ULM)
<b>STEALS</b>	16 (at Bowling Green State) 12 (at Vanderbilt) 12 (vs. Minnesota)	19 (at Bowling Green State) 12 (MIDDLE TENNESSEE) 12 (vs. Hofstra)	1 (at Murray State) 1 (FIU) 1 (vs. North Texas)	2 (at Louisiana-Lafayette) 2 (vs. North Texas)
<b>BLOCKED SHOTS</b>	9 (FIU) 8 (at FIU)	12 (at #14 Memphis) 10 (vs. Minnesota)	0 (vs. Minnesota) 1 (#25 LOUISVILLE)	0 (at Murray State) 0 (ULM) 0 (vs. ULM)
<b>TURNOVERS</b>	29 (at Bowling Green State) 23 (MIDDLE TENNESSEE)	23 (SOUTHERN ILLINOIS) 23 (at Vanderbilt)	7 (FLORIDA ATLANTIC) 8 (ULM)	6 (vs. North Texas) 7 (at Murray State) 7 (DENVER)
<b>FOULS</b>	25 (vs. Minnesota) 24 (MIDDLE TENNESSEE)	37 (ALABAMA A&M) 26 (at #14 Memphis)	11 (SOUTHERN ILLINOIS) 13 (SOUTH CAROLINA) 13 (at Florida Atlantic)	13 (vs. Davidson) 14 (at Saint Joseph's) 14 (at Vanderbilt) 14 (TROY)

2010-11 INDIVIDUAL POINTS-REBOUNDS-ASSISTS

OPPONENT	DATE	SCORE	01 Kerusch	02 Pattillo	03 McDonald	04 Gabbard	05 Dixon	10 Dickerson	12 Brown
at Saint Joseph's	11/12/10	W 98-70	31-9-2	17-12-4	5-1-2	0-0-0	11-5-1	6-2-1	5-0-7
ALABAMA A&M	11/15/10	W 83-61	9-6-1	21-12-0	0-0-1	0-0-0	8-7-0	4-1-0	6-4-4
vs. Minnesota	11/18/10	77-95 L	13-13-0	6-4-0	8-2-1	DNP	1-8-1	1-1-0	11-1-5
vs. Hofstra	11/19/10	W 62-60	9-6-0	17-10-1	9-1-1	DNP	2-6-2	6-2-0	2-1-2
vs. Davidson	11/21/10	51-64 L	4-2-0	15-11-0	4-2-3	DNP	8-8-1	5-0-3	2-0-0
SOUTH CAROLINA	11/27/10	85-87 L	13-8-0	24-18-2	7-2-3	DNP	2-0-0	4-2-1	12-5-3
at Vanderbilt	12/01/10	62-82 L	12-3-2	18-7-0	0-3-2	0-0-2	6-5-1	12-0-1	4-3-3
at #14 Memphis	12/04/10	61-77 L	16-8-0	6-12-1	DNP	DNP	4-3-1	8-2-1	10-2-1
at Bowling Green State	12/08/10	W 59-52	3-4-0	12-10-1	0-1-3	DNP	5-4-0	11-2-1	8-4-1
SOUTHERN ILLINOIS	12/11/10	W 53-46	9-4-0	5-6-1	4-0-0	1-0-0	2-3-1	4-1-2	DNP
at Murray State	12/18/10	60-69 L	15-9-1	11-8-1	0-1-1	DNP	7-2-1	2-0-1	DNP
#25 LOUISVILLE	12/22/10	82-114 L	21-7-1	19-6-4	11-1-2	0-0-0	7-7-2	2-1-1	DNP
at Arkansas State	01/01/11	73-81 L	25-6-0	16-9-0	8-2-4	DNP	2-1-1	0-1-0	DNP
DENVER	01/06/11	59-62 L	13-12-0	24-11-1	6-5-0	DNP	6-4-3	4-2-1	DNP
at Troy	01/13/11	68-82 L	24-13-1	11-9-3	14-2-3	DNP	DNP	4-1-1	DNP
FLORIDA ATLANTIC	01/15/11	73-78 L	17-10-2	11-8-1	8-2-3	DNP	2-3-0	4-0-1	DNP
at South Alabama	01/20/11	W 84-75	20-9-0	12-10-2	15-1-4	0-0-0	8-4-1	4-1-1	DNP
TROY	01/22/11	W 77-58	25-10-1	12-8-5	6-1-0	0-0-0	1-7-1	8-2-2	DNP
at FIU	01/27/11	W 81-78	21-4-0	20-11-3	6-1-6	DNP	12-1-0	8-1-0	DNP
at Florida Atlantic	01/29/11	W 57-53	17-11-0	5-9-3	0-1-4	DNP	0-3-1	9-4-1	DNP
SOUTH ALABAMA	02/03/11	76-80 L	18-11-0	16-9-1	4-3-2	DNP	2-3-1	15-4-4	DNP
ULM	02/05/11	W 81-61	17-14-0	17-6-0	6-5-4	DNP	4-2-1	9-1-1	DNP
MIDDLE TENNESSEE	02/10/11	60-69 L	8-9-1	7-13-0	10-2-2	DNP	5-4-0	6-4-3	DNP
NORTH TEXAS	02/12/11	W 87-76	15-7-0	18-10-2	14-1-3	DNP	DNP	11-1-0	DNP
FLORIDA GULF COAST	02/14/11	W 80-70	20-3-0	16-11-1	9-2-2	DNP	DNP	16-2-2	DNP
at UALR	02/17/11	W 61-59	3-8-2	2-5-2	6-2-1	DNP	DNP	10-3-1	DNP
at Louisiana-Lafayette	02/19/11	64-67 L	10-1-0	12-8-0	10-1-0	DNP	DNP	5-3-2	DNP
FIU	02/24/11	W 80-73	26-11-0	7-7-0	15-4-1	2-0-2	DNP	3-0-0	DNP
at Middle Tennessee	02/26/11	39-57 L	4-6-0	8-4-0	9-3-1	0-0-0	DNP	0-1-2	DNP
vs. ULM	03/05/11	W 66-50	20-14-0	18-6-2	3-1-1	0-0-0	DNP	5-6-1	DNP
vs. Louisiana-Lafayette	03/06/11	W 81-76	25-8-0	14-10-4	5-0-0	0-0-0	DNP	5-2-0	DNP
vs. North Texas	03/07/11	62-81 L	16-7-1	20-10-0	7-0-1	0-0-1	DNP	0-1-3	DNP

OPPONENT	DATE	SCORE	14 Crook	15 Anyigbo	22 Akol	23 Peters	24 Drane	30 Pettigrew
at Saint Joseph's	11/12/10	W 98-70	0-1-4	2-2-0	DNP	4-2-3	DNP	17-5-2
ALABAMA A&M	11/15/10	W 83-61	3-1-3	2-3-1	DNP	11-4-4	DNP	19-6-1
vs. Minnesota	11/18/10	77-95 L	6-5-6	0-0-0	DNP	6-3-1	DNP	25-1-3
vs. Hofstra	11/19/10	W 62-60	0-2-6	0-0-0	DNP	5-1-1	DNP	12-4-2
vs. Davidson	11/21/10	51-64 L	2-0-2	0-0-0	DNP	0-3-1	DNP	11-5-1
SOUTH CAROLINA	11/27/10	85-87 L	DNP	DNP	DNP	7-4-3	DNP	16-12-3
at Vanderbilt	12/01/10	62-82 L	0-0-0	1-0-0	DNP	5-3-1	DNP	4-5-2
at #14 Memphis	12/04/10	61-77 L	2-1-1	DNP	DNP	4-2-1	4-3-0	7-6-1
at Bowling Green State	12/08/10	W 59-52	2-1-0	DNP	DNP	3-2-0	2-2-0	13-9-3
SOUTHERN ILLINOIS	12/11/10	W 53-46	2-1-0	DNP	DNP	11-2-2	0-0-0	15-5-1
at Murray State	12/18/10	60-69 L	2-0-0	DNP	1-0-0	16-2-4	2-0-0	4-4-1
#25 LOUISVILLE	12/22/10	82-114 L	0-0-1	0-0-0	4-1-0	6-4-2	0-0-0	12-1-2
at Arkansas State	01/01/11	73-81 L	8-2-5	DNP	0-0-0	DNP	DNP	14-7-1
DENVER	01/06/11	59-62 L	0-1-0	0-0-0	DNP	DNP	DNP	6-4-1
at Troy	01/13/11	68-82 L	4-0-0	DNP	0-0-0	DNP	0-3-0	11-6-0
FLORIDA ATLANTIC	01/15/11	73-78 L	0-0-3	DNP	DNP	DNP	0-0-0	31-9-1
at South Alabama	01/20/11	W 84-75	6-3-6	DNP	0-0-0	DNP	DNP	19-8-0
TROY	01/22/11	W 77-58	8-8-9	3-1-0	2-1-0	DNP	0-2-0	12-10-1
at FIU	01/27/11	W 81-78	6-6-4	DNP	0-0-1	DNP	2-0-0	6-4-0
at Florida Atlantic	01/29/11	W 57-53	8-2-4	DNP	DNP	DNP	DNP	18-3-0
SOUTH ALABAMA	02/03/11	76-80 L	3-2-6	DNP	0-0-0	DNP	DNP	18-8-1
ULM	02/05/11	W 81-61	1-1-6	4-1-0	4-3-0	DNP	3-1-0	16-3-0
MIDDLE TENNESSEE	02/10/11	60-69 L	2-1-0	DNP	2-2-0	DNP	2-1-0	18-8-1
NORTH TEXAS	02/12/11	W 87-76	2-2-9	1-1-0	9-6-1	DNP	0-0-0	17-4-3
FLORIDA GULF COAST	02/14/11	W 80-70	8-2-9	0-2-0	4-4-0	DNP	0-1-0	7-2-1
at UALR	02/17/11	W 61-59	9-2-5	DNP	11-7-1	DNP	2-0-0	18-10-3
at Louisiana-Lafayette	02/19/11	64-67 L	7-4-6	DNP	2-2-0	DNP	0-0-0	18-4-2
FIU	02/24/11	W 80-73	5-5-10	DNP	0-2-0	DNP	2-0-0	20-10-2
at Middle Tennessee	02/26/11	39-57 L	0-6-0	0-0-0	3-3-1	DNP	0-0-0	15-8-0
vs. ULM	03/05/11	W 66-50	5-2-1	DNP	0-2-0	DNP	DNP	15-10-0
vs. Louisiana-Lafayette	03/06/11	W 81-76	4-3-3	DNP	2-0-0	DNP	DNP	26-6-1
vs. North Texas	03/07/11	62-81 L	6-5-3	0-0-0	4-1-0	DNP	2-1-0	7-7-2

2010-11 SEASON IN REVIEW

**FINAL SBC STANDINGS**

SBC		ALL	
East Division	W-L PCT	W-L	PCT
Fla. Atlantic	13-3 .813	21-11	.656
Middle Tenn.	10-6 .625	16-16	.500
<b>WKU</b>	<b>8-8 .500</b>	<b>16-16</b>	<b>.500</b>
S. Alabama	6-10 .375	12-16	.429
Troy	6-10 .375	8-21	.276
FIU	5-11 .313	11-19	.367

SBC		ALL	
West Division	W-L PCT	W-L	PCT
Arkansas State	11-5 .688	17-15	.531
La.-Lafayette	11-5 .688	14-15	.483
Denver	9-7 .563	13-17	.433
North Texas	8-8 .500	22-11	.667
UALR	7-9 .438	19-17	.528
ULM	2-14 .125	7-24	.226

**2011 SBC TOURNAMENT**

March 5-8, Hot Springs, Ark.

**MARCH 5 (SATURDAY) - FIRST ROUND**

- #3E WKU 66, #6W ULM 50
- #4W North Texas 83, #5E Troy 69
- #6E FIU 53, #3W Denver 49
- #5W UALR 82, #4E South Alabama 68

**MARCH 6 (SUNDAY) - QUARTERFINALS**

- #3E WKU 81, #2W Louisiana-Lafayette 76
- #4W North Texas 78, #1E Florida Atlantic 64
- #2E Middle Tennessee 73, #6W FIU 38
- #5W UALR 59, #1W Arkansas State 52

**MARCH 7 (MONDAY) - SEMIFINALS**

- #4W North Texas 81, #3E WKU 62
- #5W UALR 65, #2E Middle Tennessee 56

**MARCH 8 (TUESDAY) - CHAMPIONSHIP**

- #5W UALR 64, #4W North Texas 63

**ALL-TOURNAMENT TEAM**

- Alex Garcia-Mendoza, UALR
- Sergio Kersch, WKU**
- George Odufuwa, North Texas
- Tristan Thompson, North Texas
- Josh White, North Texas

**TOURNAMENT MOST OUTSTANDING PLAYER**

Solomon Bozeman, UALR

**SBC IN THE NCAA TOURNAMENT**

March 15, Dayton, Ohio  
NCAA First Four

No. 16 UNC-Asheville 81, No. 16 UALR 77

**SUN BELT CONFERENCE HONORS**

**ALL-CONFERENCE FIRST TEAM**

- Solomon Bozeman (UALR, Senior, G)
- Raymond Taylor (Fla. Atlantic, Sophomore, G)
- Tristan Thompson (North Texas, Senior, G)
- Sergio Kersch (WKU, Senior, F)**
- Steffphon Pettigrew (WKU, Senior, F)**

**ALL-CONFERENCE SECOND TEAM**

- Martavius Adams (Arkansas State, Junior, G)
- Chase Hallam (Denver, Sophomore, G)
- Greg Gantt (Florida Atlantic, Sophomore, G)
- J.J. Thomas (La.-Lafayette, Freshman, F)
- James Washington (Middle Tenn., Senior, G)

**ALL-CONFERENCE THIRD TEAM**

- Donald Boone (Arkansas State, Senior, G)
- Brett Royster (Florida Atlantic, Senior, F)
- Travis Bureau (La.-Lafayette, Senior, F)
- Augustine Rubit (S. Alabama, R-Freshman, C)
- Will Weathers (Troy, Sophomore, G)

**PLAYER OF THE YEAR**

Solomon Bozeman (UALR, Senior, G)

**DEFENSIVE PLAYER OF THE YEAR**

Brett Royster (Florida Atlantic, Senior, F)

**FRESHMAN OF THE YEAR**

Augustine Rubit (S. Alabama, R-Freshman, C)

**COACH OF THE YEAR**

Mike Jarvis (Florida Atlantic)

**FINAL SBC TEAM STATS**

SCORING OFFENSE	PTS	AVG/G
1. North Texas	2516	76.2
2. FIU	2150	71.7
3. Troy	2076	71.6
4. Louisiana-Lafayette	2055	70.9
5. South Alabama	1969	70.3
<b>6. WKU</b>	<b>2242</b>	<b>70.1</b>
7. Middle Tennessee	2218	69.3
8. Florida Atlantic	2191	68.5
9. Arkansas State	2188	68.4
10. UALR	2457	68.2
11. Denver	1800	60.0
12. ULM	1859	60.0

SCORING DEFENSE	PTS	AVG/G
1. Denver	1817	60.6
2. Arkansas State	2066	64.6
3. Middle Tennessee	2121	66.3
4. Florida Atlantic	2137	66.8
5. UALR	2426	67.4
6. ULM	2126	68.6
<b>7. WKU</b>	<b>2263</b>	<b>70.7</b>
8. Louisiana-Lafayette	2067	71.3
9. North Texas	2358	71.5
10. South Alabama	2041	72.9
11. FIU	2262	75.4
12. Troy	2243	77.3

**FINAL SBC INDIVIDUAL STATS**

SCORING	PTS	AVG/G
1. Tristan Thompson (NT)	593	18.0
2. Solomon Bozeman (UALR)	597	16.6
3. Vernon Taylor (Troy)	423	15.7
<b>4. Sergio Kersch (WKU)</b>	<b>499</b>	<b>15.6</b>
<b>5. Steffphon Pettigrew (WKU)</b>	<b>467</b>	<b>14.6</b>

REBOUNDING	TOTAL	AVG/G
1. Augustine Rubit (USA)	308	11.0
2. George Odufuwa (NT)	333	10.4
3. Bernard Toombs (Troy)	268	9.2
<b>4. Juan Pattillo (WKU)</b>	<b>290</b>	<b>9.1</b>
<b>5. Sergio Kersch (WKU)</b>	<b>253</b>	<b>7.9</b>

ASSISTS	NO.	AVG/G
1. Will Weathers (Troy)	178	6.6
2. Alex Tucker (FAU)	136	4.3
3. Raymond Taylor (FAU)	121	3.9
4. Rashad Allison (ASU)	120	3.8
<b>5. Jamal Crook (WKU)</b>	<b>112</b>	<b>3.6</b>

BLOCKED SHOTS	NO.	AVG/G
1. Brett Royster (FAU)	97	3.0
<b>2. Juan Pattillo (WKU)</b>	<b>56</b>	<b>1.8</b>
3. Bernard Toombs (Troy)	47	1.6
4. Chris Udofia (DEN)	39	1.3
5. Scottie Farrington (ULL)	28	1.3

STEALS	NO.	AVG/G
1. Will Weathers (Troy)	50	1.9
2. Donald Boone (ASU)	56	1.8
3. DeJuan Wright (FIU)	50	1.7
4. Martino Brock (USA)	45	1.7
5. James Washington (MT)	52	1.6

FIELD GOAL PCT	FGM	FGA	PCT
1. Brett Royster (FAU)	96	162	.593
2. Kedrick Hogans (NT)	112	195	.574
3. Augustine Rubit (USA)	137	245	.559
4. George Odufuwa (NT)	134	244	.549
5. DeJuan Wright (FIU)	140	262	.534

3-POINT FG PCT	3FG	FGA	PCT
1. Solomon Bozeman (UALR)	65	142	.458
2. Travis Hallam (DEN)	40	91	.440
3. Shawntez Patterson (Troy)	43	98	.439
4. Brian Stafford (DEN)	62	142	.437
5. Chase Hallam (DEN)	37	87	.425

FREE THROW PCT	FTM	FTA	PCT
1. James Washington (MT)	133	154	.864
2. Dominique Johnson (NT)	78	91	.857
3. Lawrence Gilbert (ULM)	81	95	.853
4. Brian Stafford (DEN)	90	106	.849
5. Josh White (NT)	114	135	.844

ASSIST-TO-TURNOVER RATIO	RATIO
1. Alex Tucker (FAU)	2.2
2. Rashad Allison (ASU)	2.2
<b>3. Jamal Crook (WKU)</b>	<b>2.0</b>
4. Allyn Cooks (USA)	1.9
5. D'Andre Williams (UALR)	1.9

MINUTES PLAYED	AVG/G
1. Will Weathers (Troy)	37.0
2. Travis Hallam (DEN)	35.7
3. James Washington (MT)	35.0
4. Chase Hallam (DEN)	34.4
<b>5. Steffphon Pettigrew (WKU)</b>	<b>33.9</b>

2010-11 SEASON IN REVIEW



GAME 1

NOV. 12, 2010 // WKU 98, SAINT JOSEPH'S 70  
HAGAN ARENA // PHILADELPHIA, PA.

WKU (1-0)

NAME	FG	3FG	FT	R	F	Pts	A	TO	B	S	M
Pattillo.....f	8-12	0-0	1-1	12	2	17	4	5	3	3	26
Pettigrew...f	7-9	1-2	2-2	5	2	17	2	2	0	1	27
Dickerson...g	2-4	2-3	0-0	2	4	6	1	2	0	0	14
Brown.....g	1-2	1-2	2-2	0	3	5	7	2	0	0	25
Peters.....g	2-8	0-2	0-0	2	2	4	3	1	0	0	23
Kersch.....g	11-15	6-8	3-4	9	3	31	2	1	0	0	27
McDonald..	2-7	1-4	0-0	1	0	5	2	1	0	1	19
Dixon.....	5-6	0-0	1-4	5	1	11	1	1	0	0	18
Crook.....	0-0	0-0	0-0	1	4	0	4	1	0	1	12
Anyigbo....	1-1	0-0	0-0	2	2	2	0	1	0	1	5
Gabbard....	0-0	0-0	0-0	0	0	0	0	0	0	0	4
Team.....	2										
Totals.....	39-64	11-21	9-13	41	23	98	26	17	3	7	200

SAINT JOSEPH'S (0-1)

NAME	FG	3FG	FT	R	F	Pts	A	TO	B	S	M
Aiken.....f	3-7	2-3	0-0	2	2	8	0	1	3	0	20
Quarles....f	2-9	0-1	0-0	2	4	4	0	0	0	1	18
Hilliard....f	6-12	0-3	0-0	5	1	12	2	4	0	1	26
Galloway...g	5-14	2-7	1-1	7	2	13	0	1	0	3	20
Jones.....g	4-12	0-3	9-10	3	1	17	1	2	0	0	27
O'Brien....g	1-2	0-0	0-2	3	1	2	0	0	0	0	13
Swilling....	1-3	0-2	1-2	3	1	3	3	1	0	0	15
Bentley....	0-1	0-0	0-0	0	1	0	0	1	0	1	5
Crossgile..	3-9	2-8	0-0	2	0	8	4	2	0	0	25
Roberts....	1-6	0-0	1-4	5	0	3	2	2	0	0	22
Baptiste...g	0-2	0-2	0-0	0	1	0	1	0	0	1	9
Team.....	5										
Totals.....	26-77	6-29	12-19	37	14	70	13	14	3	7	200

	1st	2nd	Tot	FG%	3FG%	FT%
WKU	48	50	98	60.9	52.4	69.2
Saint Joseph's	38	32	70	33.8	20.7	63.2

PHILADELPHIA, Pa. — WKU scored its most points on the road since 2001 in a 98-70 drubbing of Saint Joseph's in the season opener for both teams Friday night in Philadelphia, Pa. The Hilltoppers shot 60.9 percent for the game and 72.4 percent in the second half en route to the 28-point victory, and the Hilltoppers were 11-for-21 from three-point range in the game.

WKU has now won six of its last seven season openers, and the Hilltoppers snapped a two-game losing streak to Saint Joseph's.

Sergio Kersch scored 31 points on 11-of-15 shooting, and the senior knocked down six three-pointers in eight tries. He also grabbed nine rebounds in the game. Kersch's performance marks the second-straight season WKU has received 30-plus points from a player in the season opener, as AJ Slaughter scored 30 in a win over Wisconsin-Milwaukee in the first game of the 2009-10 season.

Juan Pattillo scored 17 points and snagged a team-high 12 rebounds in the game. The senior also added four assists, three blocks and three steals and was 8-of-12 from the field. Steffphon Pettigrew connected on seven of nine shot attempts for 17 points, and Cliff Dixon contributed 11 points and five rebounds. Ken Brown had five points and a team-high seven assists.

In the game, the four WKU seniors combined for 76 of the team's 98 points. The quartet was 31-for-42 from the field.

Saint Joseph's was paced by Carl Jones' 17 points. The WKU defense held the Hawks to 33.8 percent shooting in the game and 27.7 percent in the second half.

The Hawks tied the game at 22-all with 8:10 remaining in the first half, but after that it was all WKU starting with back-to-back three-pointers by Pettigrew and Kersch. The Hilltoppers got the lead up to 10 just four minutes later and took a 10-point lead into the intermission. WKU had 26 points in the paint in the first half and scored 10 points off St. Joseph turnovers.

The second half belonged to the Hilltoppers, with the squad opening up a 30-point lead with 3:39 left to go in the game. WKU slowed the tempo down in the final few minutes and cruised to the 28-point opening night victory.

GAME 2

NOV. 15, 2010 // WKU 83, ALABAMA A&M 61  
E.A. DIDDLE ARENA // BOWLING GREEN, KY.

WKU (2-0)

NAME	FG	3FG	FT	R	F	Pts	A	TO	B	S	M
Pattillo.....f	9-12	0-0	3-7	12	3	21	0	2	1	3	30
Pettigrew...f	7-14	1-2	4-9	6	2	19	1	1	0	0	26
Dickerson...g	1-5	1-2	1-2	1	2	4	0	0	0	0	14
Brown.....g	1-2	0-0	4-6	4	2	6	4	3	0	3	26
Peters.....g	4-6	1-2	2-5	4	1	11	4	1	0	1	27
Kersch.....g	3-5	0-2	3-5	6	2	9	1	0	0	0	24
McDonald..	0-2	0-2	0-0	0	1	0	1	0	0	0	8
Dixon.....	2-3	0-0	4-10	7	3	8	0	4	1	1	18
Crook.....	1-3	0-1	1-2	1	1	3	3	2	0	1	13
Anyigbo....	0-1	0-0	2-4	3	3	2	2	0	1	1	11
Gabbard....	0-0	0-0	0-0	0	1	0	0	0	0	0	3
Team.....	1										
Totals.....	28-55	3-11	24-50	45	21	83	15	16	2	10	200

ALABAMA A&M (1-1)

NAME	FG	3FG	FT	R	F	Pts	A	TO	B	S	M
Cantey.....f	4-8	1-3	1-5	4	2	10	0	1	1	2	22
Amusa.....f	3-6	0-0	1-2	5	4	7	0	0	1	1	17
Hunter.....c	1-3	0-0	0-0	6	5	2	1	0	0	0	15
Hester.....g	6-19	1-6	0-0	5	1	13	1	1	0	0	36
Porter.....g	1-4	0-0	2-2	3	3	4	3	4	0	1	21
Banks.....g	0-2	0-0	0-0	1	2	0	0	0	0	0	7
Crutcher...g	3-7	0-1	3-4	1	4	9	0	4	0	0	13
DeShields..	1-1	0-0	0-0	0	3	2	0	3	0	0	6
Jackson....	4-8	1-4	1-3	8	2	10	1	1	0	0	31
Hutchinson	0-2	0-2	0-0	0	4	0	0	0	0	1	5
Burks.....	0-0	0-0	0-0	1	2	0	0	0	0	0	5
Ellis.....	0-1	0-1	0-0	0	0	0	0	1	0	0	3
Inman.....	1-3	0-0	0-0	5	4	2	0	2	0	0	16
Martin.....	1-2	0-0	0-0	0	2	2	0	1	0	0	3
Team.....	2										
Totals.....	25-66	3-17	8-16	41	37	61	6	19	2	5	200

	1st	2nd	Tot	FG%	3FG%	FT%
Alabama A&M	32	29	61	37.9	17.6	50.0
WKU	52	31	83	50.9	27.3	48.0

BOWLING GREEN, Ky. — A 52-point first half helped WKU earn a 83-61 victory over Alabama A&M in the season's first home game Monday night at E.A. Diddle Arena. The Hilltoppers attempted 50 free throws in the contest as Alabama A&M was whistled for 37 fouls, and WKU moved to 2-0 on the season with the win.

Juan Pattillo recorded his second double-double of the season with 21 points and 12 rebounds, and Steffphon Pettigrew had 19 points and six rebounds. Brandon Peters added 11 of his own, and Cliff Dixon was solid with eight points and seven rebounds.

Pattillo became the first Hilltopper to have a 20-point, 10-rebound performance since Sergio Kersch had 23 and 10 against North Texas on March 9, 2009. With another double-digit scoring performance, Pettigrew has now scored in double-figures in 33 of his last 39 games. The 11-point showing was Peters' first 10-plus point game of his WKU career. WKU has now won seven-straight home openers.

The Bulldogs were paced by Cornelius Hester's 13 points and 10 points apiece from Casey Cantey and Desmond Jackson.

Alabama A&M came out of the gate firing, knocking down two three-pointers in the first 47 seconds of the game. It was a close contest for much of the first half, with WKU having a basket or two advantage for most of the first 10 minutes. A Jackson layup for the Bulldogs tied the game for the third time at 16-16 with 11:49 to go in the first half, but after that it was all WKU.

Pattillo put together a 7-0 run of his own in 57 seconds to put WKU in front by seven, and WKU led by at least that much for the rest of the half. After Kene Anyigbo made a pair of free throws WKU took its largest lead of the half at 21 with 2:09 to play, and the Hilltoppers led 52-32 at the break.

Hester's layup with 18:25 to go in the game got Alabama A&M within 16, the closest it would be for the rest of the contest, and WKU opened up a lead of as much as 28 points while cruising to the 22-point win.

WKU had 46 points in the paint in the game, and the Hilltoppers took advantage of their fast breaks to the tune of 24 points.

GAME 3

NOV. 18, 2010 // MINNESOTA 95, WKU 77  
COLISEO DE PUERTO RICO // SAN JUAN, P.R.

WKU (2-1)

NAME	FG	3FG	FT	R	F	Pts	A	TO	B	S	M
Kersch.....f	5-15	2-6	1-2	13	3	13	0	2	0	0	29
Pattillo.....f	3-8	0-1	0-0	4	4	6	0	2	0	1	18
Pettigrew...f	9-18	4-9	3-4	1	4	25	3	0	0	2	36
Brown.....g	4-8	2-4	1-2	1	1	11	5	6	0	4	23
Peters.....g	2-6	0-3	2-2	3	2	6	1	2	0	2	26
McDonald..	2-6	2-4	2-2	2	3	8	1	0	0	1	13
Dixon.....	0-5	0-0	1-4	8	4	1	1	0	0	0	20
Dickerson..	2-2	0-2	1-2	1	2	1	0	1	0	0	15
Crook.....	0-4	0-0	2-2	5	1	6	6	0	0	1	16
Anyigbo....	0-0	0-0	0-0	0	1	0	0	1	0	1	4
Team.....	1										
Totals.....	27-72	10-29	13-20	39	25	77	17	15	0	12	200

MINNESOTA (3-0)

NAME	FG	3FG	FT	R	F	Pts	A	TO	B	S	M
Mbakwe....f	8-9	0-0	2-7	10	3	18	1	3	1	2	33
Williams...f	7-10	2-3	1-4	7	4	17	3	5	1	0	32
Sampson...c	9-13	0-0	4-6	8	3	22	1	1	7	0	34
Nolen.....c	2-5	2-3	6-10	3	3	12	3	5	0	0	32
Hoffarber..g	5-11	2-7	4-4	4	1	16	9	2	0	2	38
Ahanmisi...g	0-0	0-0	0-0	0	0	0	0	0	0	0	2
Walker.....	0-0	0-0	0-0	1	0	0	0	1	0	0	5
Hollins....	1-3	1-1	0-0	3	0	3	1	0	1	0	11
Armelin....	1-2	1-1	0-0	1	0	3	0	2	0	0	5
Iverson....	2-3	0-0	0-0	0	3	4	1	0	0	0	8
Team.....	3										
Totals.....	35-56	8-15	17-31	40	17	95	19	19	10	4	200

	1st	2nd	Tot	FG%	3FG%	FT%
WKU	34	43	77	37.5	34.5	65.0
Minnesota	40	55	95	62.5	53.3	54.8

SAN JUAN, P.R. — The WKU Hilltoppers did not have an answer for the hot shooting of Minnesota Thursday night, losing the first game of the Honda Puerto Rico Tip-Off, 95-77, in San Juan. Minnesota shot 67.7 percent in the second half and 62.5 percent for the game, and the Golden Gophers held WKU to 37.5 percent shooting. WKU is now 2-1 on the season, while Minnesota moves to 3-0.

Steffphon Pettigrew led the way for the Hilltoppers with 25 points on 9-of-18 shooting, and Sergio Kersch notched his 15th career double-double with 13 points and 13 rebounds. With the 25 points, Pettigrew now has 1,138 career points, moving him into sole possession of 30th place on the career scoring list at WKU. Ken Brown had 11 points, five assists and four steals, and Kahlil McDonald knocked down a couple of three-pointers and finished with eight points. Jamal Crook also added six points and six assists.

All five Golden Gopher starters were in double-figures, led by Ralph Sampson III's 22. Trevor Mbakwe had 18 points and 10 rebounds, and Rodney Williams had 17. Blake Hoffarber scored 16 points and added nine assists in 38 minutes. Sampson III also had seven blocks.

The game was tied on five occasions, and there were four lead changes.

The contest started off with back-to-back dunks by Minnesota's Rodney Williams and WKU's Juan Pattillo, and that would prove to be indicative of the game to come. The opening minutes were back and forth, with the Golden Gophers taking a six point lead seven minutes into the game and WKU leading by three on two separate occasions.

A quick 5-0 run by Kersch tied the game at 25 with 4:43 remaining in the first half, and Minnesota answered with back-to-back baskets of their own. As the clock wound down on the first half WKU brought the game within one with 1:53 remaining, but Minnesota got a couple of three-pointers and led by six at the half.

Each team made nine two-pointers and five three-point shots in the first half. Minnesota shot 56.0 percent in the opening 20 minutes, and WKU connected at a 38.9 percent clip.

GAME 4

NOV. 19, 2010 // WKU 62, HOFSTRA 60  
COLISEO DE PUERTO RICO // SAN JUAN, P.R.

WKU (3-1)

NAME	FG	3FG	FT	R	F	Pts	A	TO	B	S	M
Kerusch.....f	4-12	0-6	1-1	6	5	9	0	1	1	1	18
Pattillo.....f	6-14	0-0	5-10	10	1	17	1	1	2	3	32
Pettigrew.....f	6-10	0-0	0-1	4	4	12	2	4	0	0	29
Crook.....g	0-1	0-0	0-0	2	1	0	6	2	0	1	20
Peters.....g	2-5	1-2	0-0	1	2	5	1	3	1	2	20
McDonald.....g	3-8	3-7	0-0	1	2	9	1	2	0	0	18
Dixon.....	1-6	0-0	0-0	6	3	2	2	2	0	1	15
Dickerson.....	2-2	2-2	0-0	2	1	6	0	1	0	0	23
Brown.....	1-2	0-1	0-0	1	1	2	2	2	1	0	11
Anyigbo.....	0-0	0-0	0-0	0	0	0	0	0	0	0	4
Team.....	2										
Totals.....	25-60	6-18	6-12	35	20	62	15	18	5	8	200

HOFSTRA (1-2)

NAME	FG	3FG	FT	R	F	Pts	A	TO	B	S	M
Imes.....f	1-4	0-0	1-2	6	3	3	0	3	1	0	30
Washington.....f	0-3	0-0	0-3	10	2	0	1	0	1	2	34
McMillan.....g	2-8	0-3	1-4	1	3	5	3	7	0	3	24
Jenkins.....g	10-15	1-3	6-8	4	2	27	1	4	0	5	40
Moore.....g	6-18	1-5	2-4	11	3	15	1	2	0	2	36
McLendon.....	3-7	1-2	3-4	0	1	10	2	3	0	0	17
Jules.....	0-0	0-0	0-0	2	1	0	0	0	0	0	5
Nwaukoni.....	0-0	0-0	0-0	3	1	0	1	0	0	0	9
Brown.....	0-0	0-0	0-0	0	1	0	0	0	0	0	5
Team.....	4										
Totals.....	22-55	3-13	13-25	41	17	60	9	19	2	12	200

	1st	2nd	Tot	FG%	3FG%	FT%
Hofstra	24	36	60	40.0	23.1	52.0
WKU	21	41	62	41.7	33.3	50.0

Officials: Doug Shows, Terry Davis, Randy Heimerman  
Technical: none Attendance: 10127

**SAN JUAN, P.R.** — WKU found itself trailing Hofstra for the final 24 minutes of the game Friday night in San Juan, P.R., but a furious rally in the last four minutes of the contest turned a double-digit deficit into a two-point Hilltopper victory in the Honda Puerto Rico Tip-Off.

WKU trailed by as many as 14 with 5:18 to play in the game, but high-pressure defense and three-straight clutch three-pointers by Kahili McDonald and Caden Dickerson helped spark the Hilltopper rally down the stretch en-route to the 62-60 win.

Juan Pattillo had his third double-double in four games with 17 points and 10 rebounds to lead the Hilltoppers.

WKU trailed by three at the half, 24-21, after shooting 34.6 percent and turning the ball over nine times. Hofstra was able to open that three-point lead to double-figures with six minutes remaining in the game, thanks to a tough zone defense. The Pride led by 14 after Moore split a pair of free throws with just over five minutes remaining in the game, and then the Hilltoppers came alive.

Pattillo scored five-straight points sandwiched around a layup by Moore, and Pettigrew and Kerusch had back-to-back layups after the under-4:00 media timeout. The Hilltoppers turned up the full-court press that led to a Cliff Dixon steal and a thunderous dunk by Pattillo, and WKU had the game within six points with just over three minutes remaining.

The Pride managed just two field goals in the final five minutes of the game.

The Hilltoppers trailed by seven with a mere 1:45 left to play, but McDonald stepped up and knocked down back-to-back three-pointers to get WKU within three with one minute on the clock. Then it was Dickerson's turn to come up big with a clutch three-pointer, as the sophomore beat tough defensive pressure to bury a three from the corner to trim Hofstra's lead to one with 35 seconds to play.

Brandon Peters then stole the ball and made a layup to give the Hilltoppers their first lead since the 5:11 mark of the first half at 61-60. After a 30-second timeout Hofstra missed a jump shot, leading to the need to foul Pattillo to stop the clock. The senior from Las Vegas, Nev., made one of two from the line to put WKU up by two and Hofstra's Shemiye McLendon missed a jump shot as the final buzzer sounded, and WKU celebrated the comeback victory.

GAME 5

NOV. 21, 2010 // DAVIDSON 64, WKU 51  
COLISEO DE PUERTO RICO // SAN JUAN, P.R.

WKU (3-2)

NAME	FG	3FG	FT	R	F	Pts	A	TO	B	S	M
Kerusch.....f	1-6	1-3	1-2	2	2	4	0	1	0	1	18
Pattillo.....f	6-17	0-0	3-4	11	4	15	0	3	1	1	27
Pettigrew.....f	4-13	2-4	1-5	5	2	11	1	0	1	0	38
Crook.....g	1-1	0-0	0-0	0	1	2	2	1	0	2	14
Peters.....g	0-6	0-2	0-0	3	3	0	1	0	1	0	24
McDonald.....	2-10	0-5	0-0	2	1	4	3	0	0	0	21
Dixon.....	4-6	0-0	0-1	8	2	8	1	2	0	0	17
Dickerson.....	2-5	1-1	0-0	0	0	5	3	1	0	0	28
Brown.....	1-3	0-0	0-0	0	0	2	0	0	0	3	10
Anyigbo.....	0-1	0-0	0-0	0	0	0	0	1	0	0	3
Team.....	3										
Totals.....	21-68	4-15	5-12	34	15	51	11	9	3	7	200

DAVIDSON (2-2)

NAME	FG	3FG	FT	R	F	Pts	A	TO	B	S	M
Cohen.....f	4-10	0-1	2-2	3	1	10	0	2	2	1	25
Mann.....f	3-6	1-1	2-2	9	3	9	1	3	0	0	25
McKillop.....g	2-8	2-7	0-1	2	0	6	2	4	0	1	38
Kuhlman.....g	7-10	1-2	1-2	9	3	16	4	2	0	2	37
Droney.....g	1-2	0-1	0-0	3	4	2	0	2	0	1	17
Cochran.....	0-2	0-1	0-0	2	2	0	0	1	1	0	19
Brooks.....	4-7	0-1	2-2	4	0	10	2	1	1	1	18
Atkinson.....	0-0	0-0	0-0	0	0	0	0	0	0	0	1
Downing.....	4-5	0-1	0-0	0	0	8	0	1	0	0	8
Ben-Eze.....	1-4	0-0	1-2	8	0	3	1	0	0	0	12
Team.....	5										
Totals.....	26-54	4-15	8-11	45	13	64	10	17	4	6	200

	1st	2nd	Tot	FG%	3FG%	FT%
Davidson	28	36	64	48.1	26.7	72.7
WKU	22	29	51	30.9	26.7	41.7

Officials: Karl Hess, Raymond Styons, Steve Skiles  
Technical: none Attendance: 11575

**SAN JUAN, P.R.** — WKU had its lowest scoring output of the season Sunday afternoon against Davidson in the Honda Puerto Rico Tip-Off, shooting 30.9 percent from the field in a 64-51 loss to wrap up the week in San Juan. The Hilltoppers went 1-2 in the tournament and are now 3-2 on the season. Davidson improves to 2-2 overall.

Juan Pattillo had 15 points and 11 rebounds in the game, recording his fourth double-double in five games this season. Steffphon Pettigrew has now scored in double-figures in 12-straight games after pouring in 11 on Sunday, and Cliff Dixon was solid off the bench with eight points and eight rebounds. Davidson was led by J.P. Kuhlman's 16 points and nine rebounds. The Wildcats shot 48.1 percent in the game.

The Hilltoppers had trouble finding the bottom of the net right from the start and did not score until the 16:14 mark. WKU was 2-for-17 from the field before scoring its third basket of the game with 11:04 remaining in the opening half, but by that point it was already 18-6 in favor of Davidson.

After back-to-back jumpers by De'Mon Brooks and Kuhlman, Davidson took its largest lead of the game at 23-8 with 8:52 left in the half. WKU did cut Davidson's advantage to six points after Dixon hit a jumper shot near the end of the half, and the Hilltoppers went to the locker room trailing by six. WKU was 10-for-35 (28.6%) from the field in the first half.

WKU scored the first basket of the second half to narrow the Wildcat lead to four, but from there Davidson pulled away and kept their lead in double-digits for nearly the entire rest of the game. Sergio Kerusch and Pettigrew hit three-pointers to bring WKU within seven and eight on two different occasions, but each time Davidson answered with two baskets to quickly regain a double-digit lead.

The Hilltoppers never led in the game and were outrebounded, 45-34. WKU was also 5-of-12 (41.7%) from the free throw line.

In the last two first halves of games against Hofstra and Davidson, WKU has scored 21 and 22 points, respectively. Since scoring 98 points in the season opener at St. Joseph's, WKU has had scoring outputs of 83, 77, 62 and now 51.

GAME 6

NOV. 27, 2010 // SOUTH CAROLINA 87, WKU 85 (2OT)  
E.A. DIDDLE ARENA // BOWLING GREEN, KY.

WKU (3-3)

NAME	FG	3FG	FT	R	F	Pts	A	TO	B	S	M
Kerusch.....f	5-15	2-5	1-2	8	0	13	0	1	0	0	43
Pattillo.....f	8-16	0-0	8-12	18	3	24	2	5	2	2	47
Pettigrew.....f	8-20	0-4	0-1	12	4	16	3	4	2	0	49
Brown.....g	4-10	2-5	2-2	5	3	12	3	2	2	0	40
Peters.....g	3-8	1-3	0-0	4	0	7	3	2	0	1	27
McDonald.....	2-5	2-4	1-2	2	1	7	3	2	0	0	22
Dixon.....	1-2	0-0	0-0	0	2	2	0	0	0	0	4
Dickerson.....	1-3	1-2	1-2	2	0	4	1	2	0	0	18
Team.....	1										
Totals.....	32-79	8-23	13-21	52	13	85	15	19	6	3	250

SOUTH CAROLINA (4-1)

NAME	FG	3FG	FT	R	F	Pts	A	TO	B	S	M
Cooke.....f	2-8	2-3	3-4	12	4	9	0	2	1	2	35
Jackson.....f	6-15	0-0	1-4	7	0	13	2	1	0	2	44
Muldrow.....c	4-10	0-3	2-2	9	5	10	0	4	4	1	35
Richardson.....g	2-5	1-3	2-2	2	1	7	1	0	0	1	17
Ellington.....g	8-22	3-6	1-1	8	3	20	8	6	0	3	46
Spinella.....	0-3	0-2	0-0	1	0	0	0	0	0	0	11
Smith.....	0-0	0-0	0-0	0	0	0	0	0	0	0	1
Galloway.....	8-16	3-5	3-5	5	4	22	0	2	0	2	32
Harris.....	2-2	0-0	0-0	3	4	4	1	1	0	0	14
Jefferson.....	1-2	0-0	0-0	3	1	2	0	0	1	0	12
Slawson.....	0-0	0-0	0-0	0	1	0	0	0	0	0	3
Team.....	3										
Totals.....	33-83	9-22	12-18	53	23	87	12	16	6	11	250

	1st	2nd	Tot	FG%	3FG%	FT%
South Carolina	27	40	87	39.8	40.9	66.7
WKU	37	30	85	40.5	34.8	61.9

Officials: John Hampton, Clyde Owens, Tim Gattis  
Technical: none Attendance: 6012

**BOWLING GREEN, Ky.** — WKU and South Carolina needed two overtimes to determine a winner Saturday night at E.A. Diddle Arena, and it was the Gamecocks who came out on top in a game that featured 17 lead changes, 87-85. A crowd of 6,012 was on-hand to see South Carolina's first visit to Bowling Green since 1980. WKU is now 3-3 on the season, and South Carolina improves to 4-1.

WKU led by as many as 12 points on two different occasions in a back-and-forth first half, and the Hilltoppers led 37-27 after the first 20 minutes.

The Hilltoppers got the lead back to 12 to start the second half after a jumper by Brown, but South Carolina began to whittle away after that. Cooke tied the game at 49 after a three-pointer with 12:23 to go in the second half, and the game was within three points either way for the next 10 minutes.

With WKU clinging to a two-point lead, 63-61, with 2:20 remaining in the second half, Pattillo came up with a big steal that led to a Brown triple to extend the Hilltopper advantage to five points with just under 90 seconds to play. But Ellington connected on a three-pointer of his own to bring the game within two after WKU missed a free throw, and WKU had a 66-64 lead with 37 ticks left on the clock. Caden Dickerson split a pair of free throws and Ellington again drained a three-pointer to tie the game at 67 with 20 seconds to play in the second half.

South Carolina jumped out by four points in the first minute of the first overtime period, but WKU cut it to two when Pattillo threw down a fast break slam dunk. Pettigrew tied it at 73 with a layup 30 seconds later, and the Hilltoppers took a two-point lead when Pattillo tipped in a missed layup with 1:22 to go in the first overtime.

The two teams were deadlocked at 75 after one overtime period, South Carolina rattled off five unanswered points to go up by four with 1:51 remaining. Pattillo knocked down a pair of free throws to bring WKU within two, and Ellington and Brown traded three-pointers with under a minute to go to make the score 87-85 in favor of South Carolina with 12 seconds remaining.

WKU turned up the defense pressure and forced a turnover, and the Hilltoppers inbounded the ball down two with four seconds showing on the clock. But a full-court pass was broken up, and South Carolina escaped with a two-point win.

GAME 7

DEC. 1, 2010 // VANDERBILT 82, WKU 62  
MEMORIAL GYM // NASHVILLE, TENN.

WKU (3-4)

NAME	FG	3FG	FT	R	F	Pts	A	TO	B	S	M	
Kerusch.....f	6-11	0-3	0-1	3	1	12	2	1	0	1	28	
Pattillo.....f	7-13	0-0	4-5	7	2	18	0	5	1	2	32	
Pettigrew.....f	2-4	0-1	0-0	5	4	4	2	4	1	1	31	
Brown.....g	1-5	0-2	2-2	3	2	4	3	3	0	2	24	
Peters.....g	1-6	1-2	2-3	3	1	5	1	5	0	1	16	
McDonald.....	0-6	0-5	0-0	3	1	0	2	0	0	0	14	
Dixon.....	3-6	0-0	0-0	5	2	6	1	2	1	0	13	
Dickerson.....	4-8	3-6	1-3	0	0	12	1	0	0	4	26	
Crook.....	0-0	0-0	0-0	0	0	0	0	1	0	1	7	
Anyigbo.....	0-0	0-0	1-2	0	1	1	0	0	0	0	3	
Gabbard.....	0-1	0-1	0-0	0	0	0	2	0	0	0	6	
<b>Team.....</b>	<b>3</b>			<b>1</b>								
<b>Totals.....</b>	24-60	4-20	10-16	32	14	62	14	22	3	12	200	

VANDERBILT (6-1)

NAME	FG	3FG	FT	R	F	Pts	A	TO	B	S	M	
Taylor.....f	4-13	1-4	4-4	6	2	13	3	5	0	0	28	
Walker.....f	2-4	0-0	0-0	0	1	4	8	2	1	1	21	
Ezeli.....c	7-7	0-0	0-1	3	2	14	0	0	3	0	20	
Jenkins.....g	2-4	0-0	2-2	3	2	6	4	4	0	0	21	
Tinsley.....g	7-13	5-10	2-2	5	1	21	1	3	0	0	29	
Goulbourne.....	1-1	0-0	1-2	3	1	3	1	2	0	3	19	
Meriwether.....	0-1	0-0	0-0	1	0	0	0	1	0	0	2	
Fuller.....	1-3	1-3	0-0	1	2	3	3	3	0	0	19	
Smart.....	0-0	0-0	0-0	0	0	0	0	0	0	0	2	
Noll.....	0-0	0-0	0-0	0	0	0	0	0	0	0	2	
Tchiengang.....	1-4	1-3	0-0	4	1	3	2	1	0	1	18	
Odom.....	4-6	3-3	0-0	6	2	11	1	2	0	0	17	
Duffy.....	1-1	0-0	2-3	0	0	4	0	0	0	0	2	
<b>Team.....</b>	<b>2</b>											
<b>Totals.....</b>	30-57	11-23	11-14	34	14	82	23	23	4	7	200	

	1st	2nd	Tot	FG%	3FG%	FT%
WKU	17	45	62	40.0	20.0	62.5
Vanderbilt	35	47	82	52.6	47.8	78.6

Officials: Tom Eades, Bert Smith, Brian Shey  
Technical: none Attendance: 13577

**NASHVILLE, Tenn.** — WKU could not rally after slow first half Wednesday night at Vanderbilt, and the Hilltoppers dropped their third-straight game, 82-62. Only three players scored in WKU's 17-point opening 20 minutes, and the team shot 28.6 percent from the field and turned the ball over 16 times before halftime. The Hilltoppers are now 3-4 on the season, and Vanderbilt improves to 6-1 overall.

Juan Pattillo had 18 points and grabbed seven rebounds for the Hilltoppers, and Sergio Kerusch and Caden Dickerson each contributed 12. Dickerson was 3-for-6 from three-point range and had four steals on the defensive end. Steffphon Pettigrew scored four points in the game, snapping his streak of 13-straight games in double figures. Vanderbilt was led by John Jenkins' 21 points and Festus Ezeli's 14. Jenkins hit five three-pointers in the game.

WKU turned the ball over on its first four possessions of the contest, setting the tone for the rest of the half. Vanderbilt led 10-2 after Jeffery Taylor connected on a three-pointer and went up 14-6 mid-way through the half, as WKU was hampered by a stretch of six-plus minutes from 14:27 to 8:00 without a field goal.

After Kerusch brought the game within nine points at 19-10 after a layup, Vanderbilt went on a 16-3 run near the end of the half to widen the gap. The Hilltoppers got two baskets with under 22 seconds left before intermission to make the halftime score 35-17 in favor of the Commodores. Pattillo had eight points in the first half, Dickerson had five and Kerusch put in four to account for WKU's first-half production.

The Hilltoppers responded after halftime and scored six of the half's first eight points but would get no closer than 13 the remainder of the contest. Vanderbilt had the lead up to 20 on three occasions near the 10-minute mark of the second half and went up by as many as 24 at 74-50 with 3:42 left to play.

WKU improved on its first half shooting and scored at a 50.0 percent clip in the second half. The Hilltoppers shot 40.0 percent for the game, compared to Vanderbilt's 52.6 percent from the field. Vanderbilt hit 11 three-pointers in the game and outrebounded WKU, 34-32. WKU has now been outrebounded in five-straight games and is 1-4 in that stretch.

GAME 8

DEC. 4, 2010 // #14 MEMPHIS 77, WKU 61  
FEDEX FORUM // MEMPHIS, TENN.

WKU (3-5)

NAME	FG	3FG	FT	R	F	Pts	A	TO	B	S	M	
Kerusch.....f	6-15	0-3	4-7	8	2	16	0	2	0	0	29	
Pattillo.....f	1-10	0-0	4-6	12	3	6	1	5	1	3	28	
Pettigrew.....f	3-12	0-5	1-2	6	5	7	1	1	0	1	31	
Dickerson.....g	3-4	2-3	0-0	2	0	8	1	1	0	0	31	
Crook.....g	1-6	0-0	0-0	1	3	2	1	3	0	0	18	
Dixon.....	2-5	0-0	1-1	3	2	4	1	1	1	3	19	
Brown.....	4-10	2-5	0-0	2	3	10	1	6	0	1	24	
Peters.....	2-7	0-2	0-0	2	2	4	1	0	0	1	12	
Drane.....	0-1	0-0	4-6	3	1	4	0	0	0	0	8	
<b>Team.....</b>	<b>4</b>			<b>1</b>								
<b>Totals.....</b>	22-70	4-18	13-22	43	20	61	7	20	2	9	200	

#14 MEMPHIS (7-0)

NAME	FG	3FG	FT	R	F	Pts	A	TO	B	S	M	
Witherspoon.....f	2-5	1-2	2-4	6	3	7	0	3	1	2	23	
Stephens.....f	5-8	0-0	3-6	11	2	13	2	2	2	1	29	
Jackson.....g	5-10	0-2	5-7	2	1	15	6	5	1	1	26	
Carmouche.....g	3-5	1-3	0-0	1	5	7	0	1	0	1	14	
Barton.....g	4-11	0-2	0-0	2	4	8	3	2	2	2	30	
Coleman.....	3-3	0-0	1-1	3	3	7	0	0	1	0	6	
Barton.....	0-1	0-1	2-2	5	1	2	3	1	0	0	18	
Crawford.....	1-4	1-2	1-2	4	0	4	2	3	0	2	21	
Black.....	4-10	0-0	3-4	5	5	11	1	2	4	2	27	
Garcia.....	1-1	1-1	0-0	0	2	3	0	2	1	0	6	
<b>Team.....</b>	<b>2</b>											
<b>Totals.....</b>	28-58	4-13	17-26	41	26	77	17	21	12	11	200	

	1st	2nd	Tot	FG%	3FG%	FT%
WKU	31	30	61	31.4	22.2	59.1
Memphis	47	30	77	48.3	30.8	65.4

Officials: Gerry Pollard, Raymond Styons, Steve Pyatt  
Technical: none Attendance: 17171

**MEMPHIS, Tenn.** — WKU trimmed a double-digit Memphis lead to as little as nine points with just under seven minutes remaining in the game, but the 14th-ranked Tigers pulled away late and handed the Hilltoppers their fourth-straight loss Saturday night in front of 17,171 fans at FedEx Forum. With the 77-61 loss, the Hilltoppers are now 3-5 on the season and Memphis moves to a perfect 7-0.

Sergio Kerusch had 16 points in his return to his hometown of Memphis, Tenn., and Juan Pattillo led the team in rebounds for the fifth-straight game with 12. Pattillo also had three steals, and Cliff Dixon had three as well. Caden Dickerson added eight points on 3-of-4 shooting. Three players were in double-figures for the Tigers, highlighted by Joe Jackson's 15. D.J. Stephens had 13 points to go along with 11 rebounds in 29 minutes of action.

Memphis leapt out to a 5-0 lead, but WKU quickly answered with a 7-0 run of their own and led 7-5 at the first media timeout. Another 7-0 WKU run cut a Memphis lead to one mid-way through the first half, and the teams went back-and-forth for much of the rest of the half. The Tigers got their first double-digit lead with 3:26 left until intermission, and from there Memphis extended its advantage to as many as 16 points at the halftime break.

The Tigers got the lead up to 20 points at the start of the second half, but WKU buckled down and rattled off 12-straight points, six of which came from Kerusch, and in the blink of an eye the Hilltoppers were within eight points of the nation's 14th-ranked team.

The Memphis lead once again stood at eight with 11:48 to play in the game, but the Tigers had a couple of layups and converted free throws before Brown stopped the run with a three-pointer. Pattillo then put in a layup to make the score 61-52, which would prove to be as close as WKU would get in the game.

After back-to-back jumpers by Will Coleman Memphis led once again by double-digits, and that was enough for the Tigers as they earned the 77-61 win.

WKU shot 31.4 percent from the field in the game, and Memphis was 28-for-58 (48.3%). The Hilltoppers held 43-41 rebounding advantage in the game, snapping a streak of five-straight games of being outrebounded.

GAME 9

DEC. 8, 2010 // WKU 59, BGSU 52  
ANDERSON ARENA // BOWLING GREEN, OHIO

WKU (4-5)

NAME	FG	3FG	FT	R	F	Pts	A	TO	B	S	M	
Pattillo.....f	3-7	0-0	6-8	10	4	12	1	6	2	4	30	
Pettigrew.....f	4-8	0-3	5-9	9	2	13	3	2	0	2	35	
Dixon.....c	1-2	0-0	3-4	4	0	5	0	2	0	2	17	
Dickerson.....g	4-7	3-6	0-0	2	0	11	1	1	0	2	33	
Brown.....g	1-3	1-2	5-5	4	5	8	1	7	0	2	23	
Kerusch.....	1-4	0-1	1-2	4	0	3	0	2	0	0	6	
McDonald.....	0-3	0-2	0-2	1	2	0	3	3	0	0	7	
Crook.....	1-1	0-0	0-0	1	2	0	2	1	0	0	16	
Peters.....	1-1	0-0	1-2	2	0	3	0	4	0	2	23	
Drane.....	1-2	0-0	0-0	2	0	2	0	0	0	2	10	
<b>Team.....</b>	<b>0</b>											
<b>Totals.....</b>	17-38	4-14	21-32	39	14	59	9	29	3	16	200	

BOWLING GREEN STATE (1-8)

NAME	FG	3FG	FT	R	F	Pts	A	TO	B	S	M	
Thomas.....f	2-11	2-6	1-2	1	5	7	4	5	0	6	31	
McElroy.....f	3-10	0-1	0-0	11	2	6	0	2	0	4	28	
Black.....c	1-1	0-0	2-2	6	1	4	0	1	0	0	25	
Jakubowski.....g	1-4	0-2	1-1	0	1	3	1	3	0	1	14	
Brown.....g	5-13	0-1	0-0	5	1	10	1	1	0	2	25	
Crawford.....	5-13	2-5	3-4	0	15	2	4	0	2	2	26	
Kraus.....	1-4	1-3	2-4	2	4	5	1	2	0	2	18	
Erger.....	0-1	0-1	0-0	0	0	0	0	0	0	1	5	
Calhoun.....	0-4	0-1	0-0	3	3	0	1	1	0	1	18	
Oglesby.....	1-1	0-0	0-0	3	1	2	0	0	0	0	6	
Dabney.....	0-0	0-0	0-0	1	3	0	0	0	0	2	4	
<b>Team.....</b>	<b>1</b>			<b>1</b>								
<b>Totals.....</b>	19-62	5-20	9-13	33	21	52	10	20	2	19	200	

	1st	2nd	Tot	FG%	3FG%	FT%
WKU	28	31	59	44.7	28.6	65.6
Bowling Green St.	20	32	52	30.6	25.0	69.2

Officials: Bryan Anslinger, Darryl Smith, Dan Dorian  
Technical: WKU TEAM Attendance: 1132

**BOWLING GREEN, Ohio** — Juan Pattillo had 12 points, 10 rebounds and four steals, and Steffphon Pettigrew had 13 points and nine rebounds to lead WKU to a 59-52 win at Bowling Green State on Wednesday night to snap a four-game losing streak. Pettigrew has now posted 10+ points in 38 of his last 46 outings.

Caden Dickerson added 11 points, including three three-point shots, and Ken Brown posted eight points and four rebounds and was a perfect 5-5 from the free throw line. Jordan Crawford paced Bowling Green State in scoring with 15 points, while Danny McElroy led the Falcons with 11 rebounds.

WKU (4-5) overcame a season-high 29 turnovers to get the Hilltoppers' second road win of the season. Both teams were plagued by poor assist/turnover ratios (WKU-9:29; BGSU-10:20). Bowling Green State dropped to 1-8 with the loss.

WKU led 28-20 at the half, scored the first seven points of the second half, and held a 39-22 lead with 14:19 remaining. The Falcons rallied to trail only 54-52 with 1:40 remaining, but Pettigrew rebounded a BGSU miss, Pattillo converted four free throws down the stretch and Brandon Peters added a point from the charity stripe to close out the scoring.

WKU outrebounded BGSU 39-33 and held the Falcons to 30.6 percent shooting from the field. WKU also forced 20 turnovers, marking the eighth straight game the Hilltoppers have forced 16+ turnovers. WKU also had 16 steals.

Cliff Dixon earned his first start of the season for WKU, the second of his career, and had five points and four rebounds in 17 total minutes of action.

The Hilltoppers took their largest lead of the first half, 28-17, on a Dickerson three-point shot from the right corner, one possession after a Pattillo steal and assist led to a Pettigrew dunk.

Dickerson and Pettigrew each posted eight first half points to lead WKU, while Pettigrew, Sergio Kerusch and Pattillo all posted four rebounds in the opening stanza. WKU had eight steals in the first half while posting a 19-12 half-time edge in rebounds.



GAME 10

DEC. 11, 2010 // WKU 53, S. ILLINOIS 46  
E.A. DIDDLE ARENA // BOWLING GREEN, KY.

WKU (5-5)

NAME	FG	3FG	FT	R	F	Pts	A	TO	B	S	M
Kersch...	3-8	1-3	2-2	4	2	9	0	1	0	2	34
Pattillo.....	2-6	0-0	1-4	6	3	5	1	2	2	1	25
Pettigrew...f	6-16	1-6	2-4	5	1	15	1	2	0	1	38
Dickerson...g	1-4	0-2	2-2	1	1	4	2	0	0	3	32
Crook.....g	1-1	0-0	0-0	1	0	2	0	1	0	0	15
McDonald..f	1-5	1-4	1-2	0	1	4	0	0	0	0	15
Dixon.....c	1-3	0-0	0-0	3	0	2	1	2	0	0	16
Gabbard....	0-0	0-0	1-2	0	1	1	0	0	0	0	4
Peters.....	4-6	1-2	2-2	2	2	11	2	2	0	1	19
Drane.....	0-0	0-0	0-0	0	0	0	0	0	0	0	2
Team.....	0										
Totals.....	19-49	4-17	11-18	22	11	53	7	10	2	9	200

SOUTHERN ILLINOIS (5-5)

NAME	FG	3FG	FT	R	F	Pts	A	TO	B	S	M
Seck.....f	6-11	0-0	0-0	11	3	12	0	2	0	1	34
Fay.....f	2-7	2-5	0-0	4	2	6	0	3	1	0	30
Teague....c	5-7	0-0	2-2	7	3	12	0	3	0	0	30
B..Surles...g	2-4	1-3	0-0	2	2	5	2	2	1	2	20
Freeman...g	2-6	0-2	0-2	4	1	4	2	2	0	0	18
Cleveland..	0-1	0-0	1-2	2	3	1	0	2	0	0	22
Mitchell....	0-0	0-0	0-0	0	0	0	0	0	0	0	1
Crowder....	2-5	0-1	0-0	3	2	4	0	2	0	0	12
Bocof.....	1-5	0-2	0-0	5	3	2	2	3	1	0	22
Drinkard....	0-0	0-0	0-1	2	0	0	0	2	0	0	11
Team.....	2										
Totals.....	20-46	3-13	3-7	42	19	46	6	23	3	4	200

	1st	2nd	Tot	FG%	3FG%	FT%
Southern Illinois	23	23	46	43.5	23.1	42.9
WKU	17	36	53	38.8	23.5	61.1

Officials: Gerry Pollard, Zelton Steed, Winston Stith  
Technical: none Attendance: 3491

**BOWLING GREEN, Ky.** — After scoring the opening basket of the game, WKU trailed for the next 34 minutes before rallying back and picking up a 53-46 win over Southern Illinois Saturday afternoon at E.A. Diddle Arena. The Salukis led by as many as 13 points midway through the first half, but WKU swung it around to take a lead as large as nine in the final minute of the game en route to its fifth win of the season.

Steffphon Pettigrew led WKU with 15 points, which was his 39th double-figure scoring game in his last 47 contests. Brandon Peters tied a career high with 11 points on 4-of-6 shooting and also had two assists in 19 minutes of action. Pettigrew moved up to 25th on WKU's career scoring list with the 15-point performance. Mama-dou Seck recorded a double-double for Southern Illinois with 12 points and 11 rebounds, and Gene Teague added 12 as well.

Jamal Crook scored the first basket of the game on a nice driving layup before Southern Illinois took control for the next 10 minutes. The Salukis turned in a quick 13-0 run to lead 13-2 and had their advantage up to as many as 13 on two different occasions before WKU showed life at the end of the first half. Peters nailed a three-pointer and hit a jumper sandwiched around a Pettigrew fast-break layup, and Pettigrew followed with another layup to account for a 9-0 Hilltopper run with just under three minutes left to go in the first half.

The Salukis went into the intermission with a 23-17 lead after Teague hit a pair of free throws. Southern Illinois had 16 points in the paint in the first half, and Seck and Teague each had eight points in the opening 20 minutes. Pettigrew had eight of his own for the Hilltoppers at the break.

Southern Illinois held the lead for the first nine minutes of the game, but WKU tied the contest at 31 with 11:00 showing on the clock when Peters hit a layup after a Saluki turnover. Southern Illinois made back-to-back baskets after a media timeout to regain a four-point lead, and the Hilltoppers were once again down four points with 6:09 to play after Teague converted another layup.

But Sergio Kersch ignited the Hilltopper faithful with a three-pointer which was followed by a Pattillo jumper, and WKU took its second lead of the game at 38-37 with just over five minutes on the clock. Mykel Cleveland split a pair of free throws to tie the game again, but WKU went on a 9-0 run to break open the game as the final horn approached and distanced themselves from the Salukis.

GAME 11

DEC. 18, 2010 // MURRAY STATE 69, WKU 60  
CFSB CENTER // MURRAY, KY.

WKU (5-6)

NAME	FG	3FG	FT	R	F	Pts	A	TO	B	S	M
Kersch.....f	5-12	3-5	2-4	9	3	15	1	1	0	0	38
Pettigrew...f	1-5	0-3	2-4	4	2	4	1	0	0	0	34
Dixon.....c	3-4	1-1	0-0	2	3	7	1	1	0	0	14
Dickerson...g	0-1	0-1	2-2	0	2	2	1	1	0	0	33
Peters.....g	6-9	2-2	3-3	2	2	16	4	5	0	0	34
Pattillo.....	4-6	0-0	3-3	8	2	11	1	2	2	0	21
McDonald..f	0-2	0-2	0-0	1	2	0	1	1	0	0	6
Crook.....	1-1	0-0	0-0	0	2	2	0	3	0	0	9
Akol.....	0-1	0-0	1-2	0	1	1	0	2	1	0	8
Drane.....	1-1	0-0	0-1	0	0	2	0	0	0	0	3
Team.....	1										
Totals.....	21-42	6-14	12-19	27	19	60	10	17	3	1	200

MURRAY STATE (7-4)

NAME	FG	3FG	FT	R	F	Pts	A	TO	B	S	M
Daniel.....f	6-11	0-0	2-2	4	3	8	0	1	0	1	20
McClain....f	4-6	0-0	0-0	4	2	8	2	1	0	1	24
Miles.....g	3-8	1-4	3-8	3	3	10	4	0	0	1	25
Jenkins....g	3-8	1-5	2-2	5	2	9	10	1	0	2	34
Pool.....g	1-5	1-3	3-4	5	2	6	0	0	0	0	27
Canaan....g	6-9	5-8	2-3	1	2	19	0	0	0	0	23
Jackson....	0-1	0-0	0-0	0	1	0	0	0	0	0	9
Garrett....	0-0	0-0	0-0	0	0	0	0	0	0	0	5
Griffin....	0-0	0-0	0-0	0	0	0	0	1	0	0	3
Long.....	1-5	0-2	0-0	2	1	2	1	1	0	0	11
Aska.....	3-8	0-0	1-1	3	2	7	0	2	0	0	19
Team.....	3										
Totals.....	24-53	8-22	13-20	30	18	69	17	7	0	5	200

	1st	2nd	Tot	FG%	3FG%	FT%
WKU	30	30	60	50.0	42.9	63.2
Murray State	32	37	69	45.3	36.4	65.0

Officials: Sam Croft, Dan Stryffler, Alan Spainhour  
Technical: none Attendance: 5667

**MURRAY, Ky.** — Murray State's Isaiah Canaan led all scorers with 19 points including five three-point shots to lead the Racers to a 69-60 win over WKU Saturday night at the Regional Events Center in Murray, Ky. The difference in the game was ball control and second chance points. Murray State had 17 assists and only seven turnovers, led by senior guard B.J. Jenkins who posted 10 assists with only one turnover. WKU had 10 assists and 17 turnovers. Murray State also used 12 offensive rebounds to lead WKU in second chance points, 19-7.

The game marked Murray State's 23rd consecutive home win, the fifth longest current streak in the nation. The matchup featured the respective powers from the Sun Belt Conference and Ohio Valley Conference, as the two teams have combined for 62 conference titles (WKU 41, MSU 21) and 32 NCAA Tournament appearances (WKU 21, MSU 11). WKU's lead in the series, which dates back to 1932, is now 97-51 and WKU drops to 13-2 against teams from the Ohio Valley Conference since 2003.

"We battled and put ourselves in position to win," said WKU head coach Ken McDonald. "We did some good things and shot the ball well, but the two glaring things that cost us were second chance points and Murray's 14 points off of turnovers. I'm more disappointed in our inability to defend Canaan better. If you take away some of his open three-point shots, it is a different ballgame. We have to value every possession and win the toughness plays in order to win on the road."

Brandon Peters earned the starting assignment at point guard, played a season-high 34 minutes and paced the WKU scoring attack with a career-high 16 points on 6-9 shooting from the field. Peters also had a team-high four assists, while no other Hilltopper had more than one assist.

Sergio Kersch had 15 points and a game-high nine rebounds in 38 minutes of action, and Juan Pattillo added 11 points and eight rebounds. Steffphon Pettigrew was held to four points, tying his season-low. Cliff Dixon earned his second start of the season and posted seven points and two rebounds. Pattillo saw his first action of the season as a reserve, making Pettigrew the lone Hilltopper to have started each game this season.

Sophomore transfer Teeng Akol saw his first action of the season after sitting out the first semester due to NCAA transfer requirements, and had one point and one blocked shot in eight minutes of action.

GAME 12

DEC. 22, 2010 // #25 LOUISVILLE 114, WKU 82  
E.A. DIDDLE ARENA // BOWLING GREEN, KY.

WKU (5-7)

NAME	FG	3FG	FT	R	F	Pts	A	TO	B	S	M
Kersch.....f	7-15	2-7	5-5	7	3	21	1	1	0	1	31
Pettigrew...f	5-12	1-4	1-1	1	3	12	2	3	0	3	30
Dixon.....c	2-4	0-0	3-8	7	1	7	2	1	1	1	26
Dickerson...g	0-2	0-2	2-2	1	0	2	1	2	0	0	30
Peters.....g	1-9	0-2	4-6	4	4	6	2	3	0	0	28
Pattillo.....	8-10	0-0	3-6	6	2	19	4	2	0	2	26
McDonald..f	3-6	3-5	2-2	1	1	11	2	1	0	0	16
Gabbard....	0-0	0-0	0-0	0	0	0	0	2	0	0	1
Crook.....	0-2	0-0	0-0	0	2	0	1	2	0	2	6
Anyigbo....	0-0	0-0	0-0	0	1	0	0	0	0	0	2
Akol.....	2-3	0-0	0-0	1	2	4	0	0	0	0	4
Drane.....	0-0	0-0	0-0	0	0	0	0	0	0	0	0+
Team.....	2										
Totals.....	28-63	6-20	20-30	30	19	82	15	17	1	9	200

#25 LOUISVILLE (10-1)

NAME	FG	3FG	FT	R	F	Pts	A	TO	B	S	M
Smith.....f	8-12	2-3	0-0	6	1	18	1	1	0	1	30
Kuric.....f	4-7	2-5	0-0	5	2	10	3	0	0	1	31
Dieng.....c	4-4	0-0	0-1	4	1	8	2	1	2	2	18
Knowles...g	6-13	3-9	0-0	4	4	15	3	1	0	1	28
Siva.....g	8-13	4-7	1-0	1	2	29	8	5	0	2	29
Goode.....	0-0	0-0	0-0	1	2	0	0	2	0	0	4
Buckles....	5-6	3-3	2-2	6	2	15	4	0	0	0	19
Henderson..	0-0	0-0	0-0	0	1	0	0	1	0	0	6
Jennings...	3-4	0-0	2-6	5	4	8	1	2	1	0	17
Smith.....	3-5	2-3	1-3	0	3	9	2	4	0	2	11
Van Treese	1-1	0-0	0-0	2	2	2	1	0	0	0	7
Team.....	4										
Totals.....	42-65	16-30	14-22	38	24	114	25	17	3	9	200

	1st	2nd	Tot	FG%	3FG%	FT%
Louisville	57	57	114	64.6	53.3	63.6
WKU	36	46	82	44.4	30.0	66.7

Officials: Roger Ayers, Brent Hampton, Doug Shows  
Technical: none Attendance: 7326

**BOWLING GREEN, Ky.** — The 25th-ranked Louisville Cardinals shot 64.6 percent from the field in a 114-82 win over WKU Wednesday night in front of a sellout crowd of 7,326 at WKU's E.A. Diddle Arena. The Cardinals used a 17-4 run at the end of the first half to take a 57-36 halftime lead, and Louisville never looked back in racing to the 32-point victory. WKU falls to 5-7 on the season, while Louisville improves to 10-1 with the win.

Four Hilltoppers scored in double-figures in the game, led by Sergio Kersch's 21 points. Juan Pattillo added 19 on 8-of-10 shooting, and Steffphon Pettigrew contributed 12. Kahlil McDonald had a career-high 11 points, thanks in part to three three-pointers. The 21-point performance was Kersch's second game of 20-plus points this season and 10th of his career.

Louisville was powered by 29 points from Peyton Siva, and Chris Smith added 18. Both Preston Knowles and Rakeem Buckles had 15, and Kyle Kuric was the fifth Cardinal to score in double-figures when he added 10. The Cardinals hit 42-of-65 shots on the night for an incredible 64.6 percent, and Louisville connected on 16 three-pointers in 30 tries (53.3%). WKU shot 44.4 percent from the field in the game.

The sixth-largest crowd since the renovation of E.A. Diddle Arena to its current capacity of 7,326 was fired up from the start, and the two teams did not disappoint right off the bat. Louisville led by six on two separate occasions around the 12-minute mark of the first half before McDonald hit back-to-back three-pointers, and the junior again connected from deep with 8:44 remaining to bring WKU within one. Knowles answered with a three of his own, but Pettigrew's old fashioned three-point play had WKU within one once again.

With the score 25-24 in favor of Louisville with 7:47 left in the first half, the Cardinals exploded for 32 points in the final seven minutes to quiet the crowd and put WKU on its heels. A 17-4 run at the end of the first half sent Louisville to the locker room with a 21-point lead after the Cardinals shot 68.8 percent in the first half and hit 10 three-pointers.

The 114 points by the Cardinals marked the first time WKU had allowed 100 points at home since giving up 110 against Louisiana-Lafayette on January 29, 2004.

2010-11 SEASON IN REVIEW



GAME 13

JAN. 1, 2011 // ARKANSAS STATE 81, WKU 73  
CONVOCATION CENTER // JONESBORO, ARK.

WKU (5-8, 0-1 SBC)

NAME	FG	3FG	FT	R	F	Pts	A	TO	B	S	M
Kerusch...f	11-16	3-6	0-0	6	5	25	0	0	0	0	34
Dixon.....c	1-4	0-0	0-2	1	2	2	1	1	0	1	13
Pettigrew...f	6-10	1-3	1-1	7	3	14	1	0	1	0	35
Dickerson...g	0-6	0-2	0-0	1	2	0	0	1	0	0	36
Crook.....g	4-8	0-1	0-0	2	3	8	5	1	1	2	20
Pattillo.....g	7-17	0-1	2-3	9	3	16	0	5	1	1	30
McDonald..f	3-9	2-6	0-0	2	1	8	4	2	0	0	29
Akol.....g	0-0	0-0	0-0	0	1	0	0	1	0	0	3
Team.....	6										
Totals.....	32-70	6-19	3-6	34	20	73	11	11	3	4	200

ARKANSAS STATE (7-8, 2-0 SBC)

NAME	FG	3FG	FT	R	F	Pts	A	TO	B	S	M
Adams.....f	6-11	0-0	0-1	8	3	12	0	1	2	1	31
Peterson...f	2-5	0-0	3-4	5	3	7	2	2	0	0	30
Finn.....g	10-16	7-9	3-4	10	3	30	3	2	0	4	38
Allison....g	0-5	0-2	6-6	1	1	6	4	2	0	1	27
Boone.....g	3-10	1-4	3-4	8	2	10	7	2	0	2	30
Thomas....g	3-5	0-0	0-1	3	2	6	0	2	0	0	10
Sterrenberg	0-2	0-0	0-0	0	0	0	0	0	0	0	12
Townsel....g	3-5	2-2	0-0	1	0	8	1	1	0	0	13
Kirkland...g	1-1	0-0	0-0	1	1	2	1	1	0	0	9
Team.....	4										
Totals.....	28-60	10-17	15-20	41	15	81	18	13	2	8	200

	1st	2nd	Tot	FG%	3FG%	FT%
WKU	39	34	73	45.7	31.6	50.0
Arkansas State	40	41	81	46.7	58.8	75.0

Officials: Rick Hartzell, Glenn Tuit, Raymond Styons  
Technical: none Attendance: 2854

**JONESBORO, Ark.** — The WKU Hilltoppers came out strong in the first half of the Sun Belt Conference opener Saturday night at Arkansas State, but the Red Wolves distanced themselves in the second half and earned an 81-73 victory. The loss snapped WKU's five-game winning streak against the Red Wolves and moved the Hilltoppers' record to 5-8 overall and 0-1 in league play. Arkansas State improves to 7-8 and 2-0 in the conference.

Arkansas State's Trey Finn led all scorers with 30 points, thanks in part to seven three-pointers in nine attempts. He also grabbed 10 rebounds in the contest. Sergio Kerusch was 11-for-16 from the field en route to 25 points for WKU, and Juan Pattillo and Steffphon Pettigrew added 16 and 14, respectively.

After shooting 50 percent from the field in the first half, WKU was 15-for-36 (41.7%) in the second half to finish at 45.7 percent for the game. Arkansas State outrebounded WKU, 41-34, and WKU had 11 assists on 32 baskets. The Hilltoppers converted five three-point tries in the opening 20 minutes but were only 1-of-11 in the second half.

The offense was on display in the first half Saturday night, highlighted by the play of Kerusch and Finn. Each had 17 points, with Kerusch going 7-of-8 from the field and a perfect 3-for-3 from behind the arc. Finn hit four three-pointers in 19 minutes of action in the opening half. Arkansas State went to the break with a 40-39 lead after WKU led by as many as 10 in the half.

The Red Wolves extended their lead to as many as 11 points when Finn hit a three-pointer with 5:37 to go in the game, but WKU clawed back to within four points on two different occasions. Kerusch hit a layup with 14 seconds to go in the game to make the score 77-73, but Arkansas State hit all four of their free throw attempts down the stretch to seal the victory.

In his last four games, Kerusch is averaging 17.5 points per game. The Memphis, Tenn., native is shooting 51 percent from the field and has connected on 9-of-21 three-point attempts. In five career games against Arkansas State, Kerusch is averaging 15.6 points per game and has buried 12 triples.

GAME 14

JAN. 6, 2011 // DENVER 62, WKU 59  
E.A. DIDDLE ARENA // BOWLING GREEN, KY.

WKU (5-9, 0-2 SBC)

NAME	FG	3FG	FT	R	F	Pts	A	TO	B	S	M
Kerusch...f	6-14	0-2	1-3	12	3	13	0	2	0	0	35
Pettigrew...f	2-5	0-0	2-2	4	4	5	1	2	0	0	19
Dixon.....c	3-8	0-0	0-4	4	2	6	3	1	0	0	24
McDonald..g	1-5	1-3	3-4	5	3	6	0	3	1	0	34
Dickerson...g	2-5	0-3	0-0	2	0	4	1	1	0	1	38
Pattillo.....g	10-14	0-0	4-4	11	4	24	1	2	1	0	36
Crook.....g	0-2	0-0	0-0	1	0	0	0	0	0	1	13
Anyigbo....g	0-0	0-0	0-0	0	0	0	0	0	0	0	1
Team.....	0										
Totals.....	24-53	1-8	10-17	39	16	59	6	11	2	2	200

DENVER (7-9, 3-0 SBC)

NAME	FG	3FG	FT	R	F	Pts	A	TO	B	S	M
Hooper.....f	1-3	0-1	0-0	0	2	2	1	0	0	0	11
Stafford...g	6-11	3-7	2-3	3	2	17	3	2	0	0	38
Thalken....g	3-7	1-4	0-1	1	3	7	5	0	0	0	31
T. Hallem...g	6-9	1-2	2-3	3	3	15	2	2	1	0	40
C. Hallem...g	5-12	1-2	0-1	9	2	11	3	2	0	2	38
Lewis.....g	1-2	0-0	0-0	1	1	2	0	0	1	0	13
Udofia.....g	4-7	0-0	0-2	7	4	8	1	0	3	1	29
Team.....	0										
Totals.....	26-51	6-16	4-10	24	17	62	15	7	5	3	200

	1st	2nd	Tot	FG%	3FG%	FT%
Denver	37	25	62	51.0	37.5	40.0
WKU	22	37	59	45.3	12.5	58.8

Officials: Tom O'Neill, Gerry Pollard, John Moore  
Technical: none Attendance: 2722

**BOWLING GREEN, Ky.** — WKU stormed back from 18 points down to bring the game within two in the final minute of the game, but Denver hit its free throws down the stretch to seal a three-point Sun Belt Conference win Thursday night at E.A. Diddle Arena. The 62-59 win was Denver's first in five trips to Bowling Green and moves the Pioneers' record to a perfect 3-0 in conference play. WKU falls 5-9 overall and 0-2 in the conference with the loss.

Sergio Kerusch and Juan Pattillo each had double-doubles to lead WKU in the contest. Pattillo tied a career-high with 24 points and grabbed 11 rebounds, and Kerusch added 13 and 12 boards, including seven on the offensive end. The Pioneers shot 56.7 percent in the first half and 51.0 percent for the game, while WKU scored at a 45.3 percent clip.

Denver took a 17-point lead into the locker room at halftime after going 17-for-30 from the field in the opening 20 minutes. Stafford had 12 points in the first half alone and connected on two three-pointers. The Pioneers then opened it up to 18 points after a Tyler Thalken layup with 18:04 remaining in the game, before WKU began to chip away.

A quick 6-0 Hilltopper run had the Pioneer lead down to 12, and after two more Denver baskets the Hilltoppers showed life with a 10-0 dash to make the score 48-38 with 9:42 to play. In that 10-0 scoring run, Kerusch and Pattillo each had four points.

Denver distanced themselves a little bit and got the lead back to double-digits, before WKU found the energy for one final push to the end of the game. Trailing by 10 points with just under two minutes to go, Pattillo hit two shots and Kahliil McDonald drained a three-pointer to bring WKU within three at 59-56 with 51 seconds showing on the clock.

Chase Hallam missed the front-end of a 1-and-1 after being fouled by Cliff Dixon, and McDonald made one of two from the line to cut the Pioneer lead to two and bring the E.A. Diddle Arena crowd to its feet. But Stafford nailed two free throws and Travis Hallam another to seal the win for the Pioneers.

McDonald's three-pointer with 51 seconds to go in the game was WKU's only trifecta of the contest and extended the team's streak of consecutive games with a three-pointer to 719. That streak, which dates back to March 15, 1987, is the fifth-longest in the nation.

The Hilltoppers outrebounded Denver, 39-24, and held a 44-36 advantage on points in the paint. Denver scored 17 points off 11 WKU turnovers, but the Hilltoppers poured in 21 second-chance points.

GAME 15

JAN. 13, 2011 // TROY 82, WKU 68  
SARTAIN HALL // TROY, ALA.

WKU (5-10, 0-3 SBC)

NAME	FG	3FG	FT	R	F	Pts	A	TO	B	S	M
Kerusch...f	10-20	3-9	1-3	13	5	24	1	0	2	0	36
Pattillo....f	5-10	0-0	1-1	9	3	11	3	3	3	4	37
Pettigrew...f	3-9	1-4	4-7	6	2	11	0	2	0	3	36
McDonald..g	3-13	2-11	6-7	2	4	14	3	4	0	0	30
Dickerson...g	2-8	0-4	0-0	1	1	4	1	1	0	1	35
Crook.....g	2-4	0-1	0-0	0	2	4	0	3	0	1	21
Akol.....g	0-1	0-0	0-0	0	0	0	0	0	0	0	2
Drane.....g	0-0	0-0	0-0	3	0	0	0	2	0	1	3
Team.....	2										
Totals.....	25-65	6-29	12-18	36	17	68	8	15	5	10	200

TROY (3-13, 1-3 SBC)

NAME	FG	3FG	FT	R	F	Pts	A	TO	B	S	M
Toombs....c	3-5	0-0	1-2	11	4	7	1	2	1	1	24
Weathers...g	6-12	3-4	2-3	7	0	17	7	4	1	1	38
Taylor.....g	7-16	0-0	6-6	7	2	20	1	1	0	1	29
Huddleston.g	1-8	1-7	0-0	2	1	3	0	1	0	1	19
Cunningham.g	3-5	1-1	1-2	5	2	8	0	0	0	0	23
Patsatsia...g	2-11	1-5	5-6	5	0	10	3	3	0	0	32
Lee.....g	4-7	4-6	0-0	1	0	12	0	1	0	3	14
Patterson...g	0-1	0-0	0-0	1	1	0	0	0	0	0	5
Clayman....g	0-1	0-1	0-0	0	1	0	0	1	1	0	3
Owens.....g	1-3	0-0	3-4	6	4	5	0	2	0	0	13
Team.....	9										
Totals.....	27-69	10-24	18-23	54	15	82	12	15	3	7	200

	1st	2nd	Tot	FG%	3FG%	FT%
WKU	32	36	68	38.5	20.7	66.7
Troy	26	56	82	39.1	41.7	78.3

Officials: Patrick Adams, Raymond Natlii, James Barker  
Technical: none Attendance: 2105

**TROY, Ala.** — Sergio Kerusch had 24 points and 13 rebounds, leading all players on both teams in each category, but it was not enough for WKU as Troy knocked off the Hilltoppers 82-68 on Thursday night at Sartain Hall in Troy, Ala. WKU falls to 0-3 in Sun Belt Conference play for the first time since the 1988-89 season.

Kahliil McDonald added 14 points for WKU, while Juan Pattillo had 11 points and nine rebounds and Steffphon Pettigrew added 11 points and six rebounds.

Troy outrebounded WKU 54-36 including a 23-12 edge on the offensive glass, and outscored WKU's bench 27-4. Troy outscored WKU in the second half 56-36 after trailing by six points at halftime.

McDonald and Kerusch opened the game with back to back three-point field goals for a 6-0 WKU lead and the Hilltoppers led for the entire first half. Kerusch had nine points and four rebounds in the game's first six minutes and finished the initial stanza with a game-high 15 points and nine rebounds, just one rebound shy of posting a double-double in the first half alone.

With WKU leading 18-13, McDonald hit a driving runner, Pattillo converted a 15 foot jump shot, and a Pattillo steal resulting in a Kerusch coast to coast driving layup gave WKU a 24-13 margin. Following a pair of Troy free throws, Pattillo passed to Kerusch for a layup and two Steffphon Pettigrew free throws gave WKU its largest lead of the half at 28-15 with 4:07 left.

WKU held only a 32-26 halftime lead despite Troy missing 30 of its first 37 shots and only shooting 25 percent from the field in the first half.

Pettigrew converted a three-point shot on WKU's opening possession of the second half for a 35-26 lead, but the Trojans refused to go away and a Vernon Taylor jumper in the lane with 15:58 left gave Troy a 38-37 lead, the Trojans first lead of the game.

Troy upped the margin to 45-41, but a Kerusch jumper followed by a Kerusch steal and feed to Pattillo knotted things at 45. Travis Lee responded with a three-point shot for a 48-45 Troy lead, but a Kerusch offensive rebound and basket for his 21st point of the game narrowed the lead to 48-47 with 11:38 left.

But that was as close as it would get as Troy then went on a 17-2 run, took a 65-49 lead on Travis Lee's fourth three-point shot of the second half, and never looked back.

GAME 16

JAN. 15, 2011 // FLORIDA ATLANTIC 78, WKU 73  
E.A. DIDDLE ARENA // BOWLING GREEN, KY.

WKU (5-11, 0-4 SBC)

NAME	FG	3FG	FT	R	F	Pts	A	TO	B	S	M
Kerusch.....f	7-13	2-6	1-2	10	3	17	2	0	0	0	36
Pattillo.....f	4-12	0-0	3-5	8	2	11	1	2	0	0	34
Pettigrew.....f	10-17	3-6	8-14	9	2	31	1	3	1	3	38
McDonald.....g	3-11	2-6	0-0	2	4	8	3	1	0	1	23
Dickerson.....g	2-4	0-2	0-0	0	4	4	1	1	0	0	30
Dixon.....	1-2	0-0	0-0	3	1	2	0	0	1	0	7
Crook.....	0-3	0-0	0-0	0	4	0	3	0	0	0	20
Drane.....	0-0	0-0	0-0	0	0	0	0	0	0	0	2
Team.....	2										
Totals.....	27-62	7-20	12-21	34	20	73	11	7	2	3	200

FLORIDA ATLANTIC (14-6, 6-0 SBC)

NAME	FG	3FG	FT	R	F	Pts	A	TO	B	S	M
Royster.....f	4-5	0-0	1-1	7	4	9	0	0	1	0	23
White.....f	6-12	0-0	3-3	9	4	15	0	2	1	0	29
Taylor.....g	5-11	4-6	3-6	3	1	17	3	3	0	1	39
Gantl.....g	7-13	2-5	2-2	1	1	18	0	0	0	0	35
Bertone.....g	1-2	1-1	0-0	1	3	3	1	1	0	0	11
Mattison.....	0-0	0-0	0-0	0	0	0	0	0	0	0	1
Tucker.....	1-5	0-0	4-4	5	1	6	12	1	0	2	30
Mavin.....	0-1	0-0	0-0	1	1	0	1	0	0	0	5
McCoy.....	3-4	0-0	4-5	4	4	10	0	0	1	0	26
Team.....	1										
Totals.....	27-53	7-12	17-21	32	19	78	17	9	3	3	200

	1st	2nd	Tot	FG%	3FG%	FT%
Florida Atlantic	40	38	78	50.9	58.3	81.0
WKU	31	42	73	43.5	35.0	57.1

Officials: Glen Tuitt, Sean Casey, Kyle Neve  
Technical: none Attendance: 2918

**BOWLING GREEN, Ky.** — WKU senior Steffphon Pettigrew scored a career-high 31 points on 10-of-17 shooting Saturday night at E.A. Diddle Arena, but a solid all-around effort by WKU was not enough as Florida Atlantic earned a hard-fought five-point win. The loss is WKU's sixth-straight and moves the Hilltoppers' record to 5-11 on the season and 0-4 in Sun Belt Conference play. Florida Atlantic is now a perfect 6-0 in conference play and 14-6 overall.

Pettigrew's performance topped his previous career best of 28 points and tied the most points scored by a Hilltopper in a single game in 2010-11. The Preseason All-Sun Belt Conference First Team selection hit 10 of 17 shots in the game and was 3-for-6 from three-point range. He also grabbed nine rebounds in 38 minutes of action. Sergio Kerusch had his third-straight double-double with 17 points and 10 rebounds, and Juan Pattillo also contributed 11 points in the game.

Florida Atlantic sprinted out to an early 20-6 lead thanks to a 13-0 run, and the Owls led by double-digits for much of the first half. Pettigrew scored five-straight points for the Hilltoppers to bring the team within eight, but another 6-0 run by Florida Atlantic had the lead back to 14 with 3:00 to play in the opening 20 minutes. WKU went to the intermission trailing by nine after Kerusch hit a three-pointer as the clock expired.

The Hilltoppers came out strong in the second half, trimming Florida Atlantic's lead to five with 15:50 showing on the clock and had it down to two after Pettigrew hit a three-pointer with 13:24 to play. Brett Royster converted a three-point play to increase the Owl lead to 49-44, but Pettigrew answered right back with a three-point play of his own to bring WKU within two once again.

Pattillo then connected on a pair of free throws to tie the game at 49 before Florida Atlantic regained a three-point lead. A mid-range jumper by Caden Dickerson made the score 52-51 in favor of Florida Atlantic, but the Hilltoppers would get no closer as the Owls had enough down the stretch to earn the win, thanks in part to an 8-1 scoring run midway through the second half.

WKU outrebounded Florida Atlantic in the game, 34-32. The Hilltoppers shot 47.1 percent in the second half to finish at 43.5 percent for the game, compared to Florida Atlantic's 50.9 percent showing for the game. WKU had 11 assists and just seven turnovers, its fewest turnover total in a game this season.

GAME 17

JAN. 20, 2011 // WKU 84, SOUTH ALABAMA 75  
MITCHELL CENTER // MOBILE, ALA.

WKU (6-11, 1-4 SBC)

NAME	FG	3FG	FT	R	F	Pts	A	TO	B	S	M
Kerusch.....f	6-8	0-2	8-10	9	4	20	0	6	0	0	31
Pattillo.....f	5-10	0-0	2-3	10	0	12	2	3	2	2	34
Pettigrew.....f	9-12	1-2	0-0	8	2	19	0	3	3	0	32
McDonald.....g	4-9	4-6	3-3	1	5	15	4	5	1	0	32
Dickerson.....g	1-6	0-2	2-2	1	3	4	1	1	0	0	29
Gabbard.....	0-0	0-0	0-0	0	0	0	0	0	0	2	5
Dixon.....	4-7	0-0	0-0	4	2	8	1	1	0	1	15
Crook.....	1-1	0-0	4-4	3	0	6	6	2	1	0	20
Akol.....	0-0	0-0	0-0	0	0	0	0	0	0	0	2
Team.....	2										
Totals.....	30-53	5-12	19-22	38	16	84	14	21	7	5	200

SOUTH ALABAMA (7-10, 1-5 SBC)

NAME	FG	3FG	FT	R	F	Pts	A	TO	B	S	M
Brock.....f	4-14	3-9	6-6	3	1	17	0	2	1	3	36
Redus.....f	7-16	1-3	0-0	4	4	15	5	1	2	2	35
Rubit.....f	4-9	0-0	3-4	12	4	11	1	1	0	0	33
Cooks.....g	5-10	3-6	1-2	1	4	14	4	2	0	1	33
Williams.....g	5-12	0-3	3-4	3	3	13	3	1	1	1	30
Sanders.....	1-5	1-4	0-0	0	1	3	1	0	0	2	13
Martin.....	0-1	0-1	0-0	0	0	0	0	0	0	0	5
Hersey.....	1-2	0-0	0-0	0	1	2	1	2	0	0	10
Carter.....	0-0	0-0	0-0	0	0	0	0	0	2	0	5
Team.....	8										
Totals.....	27-69	8-26	13-16	31	18	75	15	11	4	9	200

	1st	2nd	Tot	FG%	3FG%	FT%
WKU	42	42	84	56.6	41.7	86.4
South Alabama	23	52	75	39.1	30.8	81.3

Officials: Tom Eades, Leslie Jones, Kerry Sitton  
Technical: none Attendance: 2239

**MOBILE, Ala.** — Four WKU players had a double-digit scoring night led by Sergio Kerusch with a game-high 20 points, and WKU won for the third consecutive year at South Alabama, 84-75, on Thursday night. The win also marked WKU's sixth consecutive overall against South Alabama, the most consecutive wins for the Hilltoppers over the Jaguars since 1985-88.

Steffphon Pettigrew added 19 points and eight rebounds, Kahlii McDonald posted a career-high 15 points and four three-point shots, and Juan Pattillo had 12 points and 10 rebounds.

WKU trailed 9-3 early after making only one shot and turning the ball over six times in the game's first four minutes and 10 seconds. But three consecutive baskets by Pettigrew knotted things at 9-9, and a 15-foot Dixon jumper gave WKU its first lead of the game at 13-11. McDonald added three free throws for a 16-11 Hilltopper lead with 10:59 left. An inside basket by Pettigrew following a nice feed by Crook upped WKU's lead to 30-21, and a driving left-handed layup by Crook on the ensuing possession gave WKU a 32-21 lead. A Kerusch steal and layup gave WKU a 37-23 lead, and a Kerusch reverse layup after a nice pass from Pattillo upped the margin to 39-23. McDonald's third three-point basket of the first half increased the margin to 42-23 and capped the first half scoring.

WKU held a 22-9 rebounding margin in the first half and shot 64.3 percent (18-28) while holding the Jaguars to 25.9 percent shooting (7-27). WKU also held a staggering 26-6 edge in points in the paint. Pettigrew and McDonald each had 12 first half points, while Kerusch and Pattillo chipped in six points apiece. Pattillo (6), Kerusch (5) and Pettigrew (4) combined for 15 first half rebounds, six more than the entire South Alabama team managed.

Tim Williams, South Alabama's second leading scorer and rebounder, picked up his second foul of the first half with 9:17 remaining and WKU leading 18-14 and would post only four points and two rebounds in the initial stanza. Williams picked up his third foul on the opening possession of the second half and finished the game with 13 points and three rebounds. Martino Brock led South Alabama in scoring with 19, while Augustine Rubit paced the Jaguars on the boards with 12.

Kerusch converted a pair of free throws on the opening possession of the second half to up WKU's lead to 44-23. A Pettigrew three-point shot with 15:50 remaining increased the lead to 56-34, and a Cliff Dixon offensive rebound and basket with 15:17 remaining gave the Hilltoppers their largest margin of the game at 58-34.

GAME 18

JAN. 22, 2011 // WKU 77, TROY 58  
E.A. DIDDLE ARENA // BOWLING GREEN, KY.

WKU (7-11, 2-4 SBC)

NAME	FG	3FG	FT	R	F	Pts	A	TO	B	S	M
Kerusch.....f	11-19	1-6	2-4	10	0	25	1	2	1	0	36
Pattillo.....f	6-11	0-0	0-0	8	3	12	5	1	2	1	26
Pettigrew.....f	4-8	0-0	4-5	10	2	12	1	1	1	0	28
McDonald.....g	2-11	2-8	0-0	1	3	6	0	4	0	1	28
Dickerson.....g	2-4	2-3	2-2	2	2	8	2	0	0	0	26
Gabbard.....	0-0	0-0	0-0	0	0	0	0	0	0	1	2
Dixon.....	0-3	0-0	1-2	7	2	1	1	2	1	1	20
Crook.....	3-4	0-0	2-4	8	2	8	9	2	0	0	20
Anyigbo.....	0-1	0-0	3-4	1	0	3	0	0	0	0	3
Akol.....	1-3	0-0	0-0	1	0	2	0	0	0	0	7
Drane.....	0-0	0-0	0-0	2	1	0	0	0	1	0	0
Team.....	1										
Totals.....	29-64	5-17	14-21	51	15	77	19	15	5	4	200

TROY (4-15, 2-5 SBC)

NAME	FG	3FG	FT	R	F	Pts	A	TO	B	S	M
Cunningham.....f	0-4	0-1	0-0	5	2	0	2	1	1	1	21
Toombs.....c	4-6	0-0	2-2	8	3	8	0	0	0	2	35
Weathers.....g	3-13	2-5	4-5	1	2	12	5	6	0	0	32
Taylor.....g	7-13	2-5	4-5	4	0	20	2	3	0	2	32
Huddleston.....g	2-11	2-9	0-0	3	1	6	0	0	0	0	22
Patsatsia.....	1-4	0-3	0-0	5	1	2	0	1	1	0	17
Lee.....	1-4	1-4	0-0	0	3	0	0	0	0	0	13
Patterson.....	2-6	1-5	0-0	4	2	5	0	0	0	0	17
Clayman.....	1-4	0-2	0-0	0	2	2	1	1	0	1	10
Owens.....	0-0	0-0	0-2	1	1	0	0	0	2	0	11
Team.....	4										
Totals.....	21-65	8-34	8-14	35	14	58	10	13	4	6	200

	1st	2nd	Tot	FG%	3FG%	FT%
Troy	30	28	58	32.3	23.5	57.1
WKU	41	36	77	45.3	29.4	66.7

Officials: John Healy, Frank Raposo, Timothy Hall  
Technical: none Attendance: 3802

**BOWLING GREEN, Ky.** — Sergio Kerusch and Steffphon Pettigrew each had double-doubles and Jamal Crook turned in his finest performance in a Hilltopper uniform Saturday night, as WKU avenged an earlier defeat to Troy with a 77-58 win at E.A. Diddle Arena. The win gives WKU back-to-back victories for the first time in over a month and improves the Hilltoppers' record to 7-11 overall and 2-4 in Sun Belt Conference play. Troy falls to 4-15 on the season and 2-5 in conference action.

Kerusch's 25 point, 10 rebound performance was his fourth double-double in the last five games, and Pettigrew had the fourth of his career with 12 points and 10 boards. Kerusch is now averaging 21.5 points and 10.5 rebounds per game in his last four outings, and 24 of his 54 rebounds in the last five games have come on the offensive end.

Crook set career highs in both assists and rebounds as he scored eight points, grabbed eight rebounds and dished out nine assists in 20 minutes of action off the bench. The nine assists were also the most by a Hilltopper in a game this season and helped WKU to its highest assist total in a game since the season-opener at St. Joseph's. WKU had 19 assists on 29 made baskets in Saturday's game. Juan Pattillo also was in double-figures with 12 points and eight rebounds, and the senior from Las Vegas, Nev., contributed a career-best five assists.

Both Kerusch and Pattillo have scored in double figures in eight-straight games, the longest such streak of both of their careers. Cliff Dixon also grabbed seven rebounds in 20 minutes. WKU outrebounded Troy in the game, 51-35.

The margin of victory was WKU's largest since earning a 22-point win against Alabama A&M on November 15.

With his 12 points in the game, Pettigrew passed three players on the WKU all-time scoring list and now sits in 16th place with 1,325 career points. Next up in Pettigrew's sights is Craig McCormick, who scored 1,354 points from 1979-82.

WKU hit 45.3 percent of its shots in the game (29-for-64) and held Troy to 32.3 percent shooting (21-for-65). The Hilltoppers saw 44 of their 77 points come from the paint, and the team is now averaging 35.3 points per game from the paint this season.

GAME 19

JAN. 27, 2011 // WKU 81, FIU 78  
U.S. CENT. BANK ARENA // MIAMI, FLA.

WKU (8-11, 3-4 SBC)

NAME	FG	3FG	FT	R	F	Pts	A	TO	B	S	M
Kerusch.....f	10-14	1-4	0-0	4	3	21	0	2	2	0	27
Pattillo.....f	4-6	0-0	12-13	11	3	20	3	3	6	1	36
Pettigrew.....f	3-6	0-1	0-0	4	4	6	0	0	0	0	24
McDonald.....g	2-9	2-8	0-0	1	3	6	6	3	0	1	33
Dickerson.....g	2-5	2-4	2-2	1	4	8	0	2	0	0	28
Dixon.....f	5-7	0-0	2-2	1	2	12	0	0	0	0	18
Crook.....g	0-2	0-0	6-8	6	2	6	4	5	0	1	26
Akol.....f	0-0	0-0	0-0	0	0	0	1	0	0	0	2
Drane.....f	1-1	0-0	0-0	0	1	2	0	0	0	0	6
<b>Team.....</b>	<b>3</b>										
<b>Totals.....</b>	27-50	5-17	22-25	31	22	81	14	15	8	4	200

FIU (8-12, 3-5 SBC)

NAME	FG	3FG	FT	R	F	Pts	A	TO	B	S	M
Frederick.....f	4-10	0-0	1-2	4	3	9	0	1	0	1	17
Ferguson.....f	5-12	0-2	0-0	8	2	10	0	0	1	0	30
Gary.....g	3-5	2-3	0-2	2	2	8	2	0	0	0	26
Roberts.....g	2-10	0-2	0-0	3	0	4	4	1	0	0	31
Allen.....g	0-0	0-0	0-0	0	0	0	0	0	0	0	4
Weaver.....f	0-1	0-0	0-0	0	1	0	0	0	0	0	3
Russell.....f	1-3	1-1	1-2	3	1	4	1	1	0	0	13
Taylor.....f	2-6	1-3	7-7	1	3	12	2	1	0	0	24
Bell.....f	1-3	0-0	0-0	4	1	2	1	1	0	0	16
Wright.....f	8-14	1-2	8-9	7	4	25	1	2	0	4	30
Moore.....f	2-2	0-0	0-0	2	2	4	0	2	0	0	6
<b>Team.....</b>	<b>2</b>										
<b>Totals.....</b>	27-53	7-12	17-21	32	19	78	17	9	3	3	200

	1st	2nd	Tot	FG%	3FG%	FT%
WKU	35	46	81	54.0	29.4	88.0
FIU	33	45	78	42.4	38.5	77.3

Officials: L. Douglas Simmons, Dan Stryfeler, Bret Smith  
Technical: WKU Dickerson Attendance: 1269

**MIAMI, Fla.** — The WKU Hilltoppers held off a furious late-game FIU rally Thursday night to win their third-straight contest, 81-78 in Miami, Fla. The Golden Panthers had the game within one point on three occasions in the final two minutes, but WKU showed its heart to fend them off and earn the victory. The win brings WKU closer to .500 with an 8-11 overall record and a 3-4 mark in Sun Belt Conference play. The Golden Panthers are now 8-12 on the year and 3-5 in conference action.

Juan Pattillo filled the stat sheet for the Hilltoppers to the tune of 21 points, 11 rebounds and six blocked shots. He was 4-of-6 shooting from the field and connected on a career-high 12 of 13 free throws. The six blocked shots were the most in a game by a Hilltopper since Jeremy Evans swatted six against North Texas on December 19, 2006, and the 12 free throws were a season high by a Hilltopper this year.

Sergio Kerusch had 21 points on 10-of-14 shooting, which gives him four 20-point games in his last five outings and 15 in his WKU career. Kerusch, who entered the game leading the Sun Belt Conference in scoring in conference contests, hit 10 shots in a game for the fifth time this year. Cliff Dixon also tied a career high with 12 points in 18 minutes of action off the bench, and Jamal Crook had six points, six rebounds and five assists.

The Hilltoppers shot 54.0 percent from the field in the game and 60.7 percent (17-of-28) in the second half. WKU also hit 22 of 25 free throws in the game, which helped fend off the Golden Panthers as the clock was winding down. The 88.0 percent shooting from the charity stripe marked the second time in the last three games WKU has converted over 85 percent of its free throws.

WKU has now won five-straight games against FIU and 11 of the last 12 matchups. Thursday's game was just the ninth in the 29 all-time showdowns that was decided by fewer than 10 points.

Both Pattillo and Kerusch have now scored in double-figures in each of their last nine games, the longest streaks of both of their careers. Kerusch is averaging 20.7 points per game in WKU's seven conference games and 18.6 points per game in WKU's nine road contests. Pattillo is averaging 13.7 points and 9.8 rebounds per game on the road.

GAME 20

JAN. 29, 2011 // WKU 57, FLORIDA ATLANTIC 53  
FAU ARENA // BOCA RATON, FLA.

WKU (9-11, 4-4 SBC)

NAME	FG	3FG	FT	R	F	Pts	A	TO	B	S	M
Kerusch.....f	8-12	1-2	0-0	11	2	17	0	3	1	1	33
Pattillo.....f	2-12	0-1	1-2	9	3	5	3	2	2	0	34
Pettigrew.....f	7-10	2-3	2-2	3	3	18	0	3	0	0	37
McDonald.....g	0-3	0-2	0-0	1	4	0	4	3	0	0	28
Dickerson.....g	3-5	3-4	0-0	4	1	9	1	2	1	0	28
Dixon.....f	0-3	0-0	0-0	3	0	0	1	1	0	0	15
Crook.....g	2-3	0-0	4-5	2	0	8	4	1	1	1	25
<b>Team.....</b>	<b>1</b>										
<b>Totals.....</b>	22-48	6-12	7-9	34	13	57	13	15	5	2	200

FLORIDA ATLANTIC (16-7, 8-1 SBC)

NAME	FG	3FG	FT	R	F	Pts	A	TO	B	S	M
Royster.....f	6-9	0-0	2-4	8	1	14	0	0	3	1	37
White.....f	0-3	0-0	0-0	4	2	0	0	1	0	1	18
Taylor.....g	5-15	3-10	1-2	4	4	14	6	4	0	2	37
Gantt.....g	5-14	2-11	0-2	0	1	12	0	0	0	1	33
Bertone.....g	0-2	0-1	0-0	2	1	0	0	0	0	0	5
Richardson.....g	2-6	1-3	0-0	2	1	5	3	0	0	0	17
Mattison.....f	0-1	0-0	0-0	1	0	0	0	1	0	0	3
Tucker.....f	2-7	0-1	0-0	0	1	4	4	1	0	1	20
Mavin.....f	0-1	0-0	0-0	0	0	0	0	3	0	0	8
McCoy.....f	2-3	0-0	0-0	4	4	4	0	0	0	0	22
<b>Team.....</b>	<b>12</b>										
<b>Totals.....</b>	22-61	6-26	3-8	37	15	53	13	10	3	6	200

	1st	2nd	Tot	FG%	3FG%	FT%
WKU	33	24	57	45.8	50.0	77.8
Florida Atlantic	21	32	53	36.1	23.1	37.5

Officials: Manny Upton, William Humes, Jose Carrion  
Technical: none Attendance: 2734

**BOCA RATON, Fla.** — A stingy defense, a solid first half and clutch late-game free throw shooting helped WKU to its fourth-straight win Saturday night at Florida Atlantic, 57-53, and in the process ended the Owls' eight-game winning streak and gave the Sun Belt Conference East Division leader its first conference loss. The Hilltoppers shot 54.2 percent in the first half and led by 12 at the intermission, and WKU limited Florida Atlantic to 36.1 percent shooting in the game. The win brings WKU's record to 9-11 overall and 4-4 in conference play, while Florida Atlantic moves to 16-7 and 8-1 in the league.

WKU avenged an earlier defeat to Florida Atlantic with Saturday's win and keeps its perfect record in five all-time games in Boca Raton alive. The Hilltoppers led by as many as 15 in the game and never trailed.

Sergio Kerusch had his third double-double in five games and 20th of his career with 17 points and 11 rebounds, and Steffphon Pettigrew contributed 18 points on 7-of-10 shooting from the field. Pettigrew also had a pair of clutch three-pointers in a team-high 37 minutes. Caden Dickerson had nine points with three three-pointers, and Juan Pattillo grabbed nine rebounds in the game. Kahlil McDonald and Jamal Crook each had four assists.

WKU came out fast in the game and led 7-2 after a Kerusch three-pointer and 14-5 after a Dickerson triple barely six minutes into the game. Dickerson hit two more threes in the next six minutes, and WKU saw its lead swell to 10 after his third of the half. After going eight games without a three-pointer earlier this season, Dickerson has hit seven of 11 in the last three games.

With the score 23-13, WKU went on a 7-2 run to take its largest lead of the game at 30-15 with 4:24 to go until the halftime intermission. Pettigrew connected on WKU's sixth three-pointer of the first half with 44 seconds left to play to send the Hilltoppers to the locker room with a 33-21 lead.

WKU hit six out of seven free throw attempts in the final 2:19 of the game to help preserve the win. The Hilltoppers are converting free throws at a 80.5 percent clip (62-of-77) during this four-game winning streak, their longest of the season.

With a win at FIU on Thursday coupled with Saturday's triumph at Florida Atlantic, WKU has now swept both road games against the Florida schools in four of the five years since Florida Atlantic joined the Sun Belt Conference prior to the 2006-07 season. Kerusch led WKU in scoring while in Florida, contributing 19.0 points per game and shooting .692 from the field (18-of-26).

GAME 21

FEB. 3, 2011 // SOUTH ALABAMA 80, WKU 76  
E.A. DIDDLE ARENA // BOWLING GREEN, KY.

WKU (9-12, 4-5 SBC)

NAME	FG	3FG	FT	R	F	Pts	A	TO	B	S	M
Kerusch.....f	6-16	3-7	3-3	11	1	18	0	1	1	0	35
Pattillo.....f	8-11	0-0	0-4	9	5	16	1	2	2	1	27
Pettigrew.....f	7-16	0-2	4-9	8	4	18	1	2	1	1	37
Dickerson.....g	5-8	3-5	2-2	4	1	15	4	0	0	0	32
Crook.....g	1-5	0-1	1-2	2	3	3	6	4	0	1	25
McDonald.....f	1-5	1-4	1-2	3	2	4	2	2	0	0	13
Dixon.....f	1-5	0-0	0-0	3	1	2	1	1	0	0	13
Akol.....f	0-1	0-0	0-0	0	0	0	0	0	0	0	1
<b>Team.....</b>	<b>1</b>										
<b>Totals.....</b>	29-67	7-19	11-22	41	17	76	15	12	4	4	200

SOUTH ALABAMA (10-11, 4-6 SBC)

NAME	FG	3FG	FT	R	F	Pts	A	TO	B	S	M
Brock.....f	5-11	3-5	3-5	6	2	16	7	0	1	0	37
Redus.....f	9-11	5-6	3-4	4	3	26	1	2	0	0	34
Rubitt.....c	5-8	0-0	0-0	8	5	10	1	4	1	0	27
Marlin.....g	0-0	0-0	0-0	0	1	0	0	0	0	0	4
Williams.....g	3-10	2-5	1-2	3	3	9	2	1	0	0	29
Cooks.....g	6-8	0-1	1-1	3	1	13	1	1	0	0	34
Sanders.....f	0-0	0-0	0-0	0	0	0	0	0	0	0	1
Hersey.....f	0-0	0-0	0-0	0	0	0	0	0	0	0	1
Carter.....f	2-5	0-0	0-0	1	4	4	1	1	0	1	14
Lundy.....f	1-5	0-1	0-0	5	3	2	0	4	0	1	17
<b>Team.....</b>	<b>3</b>										
<b>Totals.....</b>	31-58	10-18	8-12	33	22	80	13	13	4	3	200

	1st	2nd	Tot	FG%	3FG%	FT%
South Alabama	33	47	80	53.4	55.6	66.7
WKU	31	45	76	43.3	36.8	50.0

Officials: Tom Eades, Jerry Heater, John Corio  
Technical: none Attendance: 3182

**BOWLING GREEN, Ky.** — A back-and-forth game featuring eight ties and 15 lead changes did not break WKU's way at the end, and the Hilltoppers' six-game winning streak against South Alabama ended Thursday night with an 80-76 defeat at E.A. Diddle Arena. The loss also snapped WKU's four-game winning streak overall and moves the team's record to 9-12 on the season and 4-5 in Sun Belt Conference play.

Sergio Kerusch had his sixth double-double in the last eight games with 18 points and 11 rebounds, and in the process became the 46th member of WKU's 1,000-point scoring club when his third and final three-pointer of the game gave him an even 1,000 points for his two-plus year WKU career.

South Alabama shot 53.4 percent from the field in the game and The Hilltoppers fell down 8-2 right out of the gate and also trailed 25-18 with 6:37 left to go in the first half after an 8-0 South Alabama run gave them their largest lead of the opening 20 minutes at seven points. But from there WKU went on a 5-0 run of their own, highlighted by a Dickerson triple and two free throws by Pettigrew to trim the lead back to two. A dunk by Cliff Dixon tied the game for the fourth time in 17 minutes, and a pair of Dickerson free throws tied it for a fifth time one minute later.

South Alabama scored the final basket of the half on a Javier Carter jump shot and took a 33-31 lead into the locker room at intermission. The first half alone had five ties and seven lead changes. Dickerson led all scorers with 15 first-half points on 5-of-6 shooting, including 3-of-4 from three-point range, and Pettigrew had six points and five rebounds in the first half.

The second half featured more evenly-played basketball, and each time South Alabama looked like it was going to open the game WKU had an answer. The Jaguars had a six-point advantage on eight different occasions in the second half but only led once by anything more when they had one seven-point advantage, and the Hilltoppers found themselves still in the game after coming up with baskets at key times down the stretch.

After the under four-minute media timeout, with South Alabama leading 73-67, Pettigrew connected on two free throws to bring WKU within four. Kerusch hit a three-pointer with 2:40 to go to make the score 75-72, and Pattillo followed with a layup that brought the Hilltoppers within a single point. But WKU would get no closer, as South Alabama had an answer with an Allyn Cooks jumper with 36 seconds to go and Redus hit a free throw with 14 ticks left that sealed the deal and handed WKU its fifth home loss of the season.



**GAME 22**  
**FEB. 5, 2011 // WKU 81, ULM 61**  
**E.A. DIDDLE ARENA // BOWLING GREEN, KY.**

**WKU (10-12, 5-5 SBC)**

NAME	FG	3FG	FT	R	F	Pts	A	TO	B	S	M
Kerusch...f	6-13	1-6	4-5	14	2	17	0	1	0	0	30
Pettigrew...f	6-7	1-1	3-5	3	2	16	0	0	0	0	25
Dixon.....c	2-6	0-0	0-0	2	4	4	1	1	0	0	19
Dickerson..g	2-5	1-3	4-4	1	2	9	1	1	0	0	30
Crook.....g	0-5	0-0	1-2	1	1	1	6	1	0	0	27
Patillo.....f	6-6	0-0	5-7	6	2	17	0	2	1	1	20
McDonald..f	2-6	2-5	0-0	5	0	6	4	1	0	0	27
Anyigbo....f	0-0	0-0	4-6	1	3	4	0	0	0	0	4
Akol.....c	2-3	0-0	0-0	3	3	4	0	0	2	0	8
Drane.....c	1-2	0-1	1-2	1	2	3	0	1	1	0	10
<b>Team.....</b>	<b>0</b>										
<b>Totals.....</b>	27-53	5-16	22-31	37	21	81	12	8	4	3	200

**ULM (6-19, 1-10 SBC)**

NAME	FG	3FG	FT	R	F	Pts	A	TO	B	S	M
Sykes.....f	2-6	0-0	6-10	6	3	10	2	2	0	0	35
Gilbert...f	5-11	1-2	2-3	5	5	13	2	1	0	0	26
McClellan..f	3-5	0-1	0-2	2	3	6	0	1	0	0	23
Mingo.....g	2-8	0-2	0-1	8	4	4	2	3	0	2	32
Brown.....g	6-14	4-6	0-0	0	1	16	3	3	0	0	35
Eke.....c	0-0	0-0	0-0	0	0	0	0	0	0	0	1
Bibi Ndongo	1-2	0-0	3-6	1	2	5	0	0	0	0	4
Hansberry..f	1-1	1-1	0-0	1	0	3	1	0	0	0	11
Reeves.....f	0-0	0-0	0-0	0	1	0	1	0	0	1	9
McCray.....c	0-1	0-0	0-0	1	0	0	0	0	0	0	7
Ribeiro....f	2-3	0-0	0-0	3	3	4	0	1	0	0	17
<b>Team.....</b>	<b>1</b>										
<b>Totals.....</b>	22-51	6-12	11-22	27	23	61	11	11	0	3	200

	1st	2nd	Tot	FG%	3FG%	FT%
ULM	28	33	61	43.1	50.0	50.0
WKU	43	38	81	50.9	31.3	71.0

Officials: Marc Ellard, Matt Lee, Frank Raposo  
 Technicals: none Attendance: 3306

**BOWLING GREEN, Ky.** — Seniors Sergio Kerusch, Juan Patillo and Steffphon Pettigrew combined for 50 points and 23 rebounds Saturday afternoon, as WKU defeated ULM, 81-61, to rebound from a loss to South Alabama the last time out. The win gets the Hilltoppers back to .500 in conference play at 5-5 and moves their overall record to 10-12 this season. ULM drops to 6-19 overall and 1-10 in Sun Belt Conference play.

Kerusch led the way with 17 points and a season-high 14 rebounds, which marks his seventh double-double in the last nine games. The reigning Sun Belt Conference Player of the Week's 14 rebounds are also the second-highest single-game rebounding total by a Hilltopper this season. Patillo also had 17 points and was a perfect 6-for-6 from the field and grabbed six rebounds. Pettigrew contributed 16 points, and Caden Dickerson also added nine.

Guards Jamal Crook and Kahlil McDonald combined for 10 assists and just two turnovers in the game, and WKU is now 4-1 on the season when the two of them combine for at least eight assists. The Hilltoppers shot 50.9 percent from the field as a team in the game and held ULM to 43.1 percent shooting. ULM was led by Fred Brown's 16 points, due in part to four three-pointers.

Trailing by one with three-and-a-half minutes elapsed in the first half, WKU went on a 14-0 run to turn a slight deficit into a 13-point advantage in barely six minutes of game action. From there, it was all WKU for much of the remainder of the first half. ULM did cut it down to five at 33-28 with 3:33 left in the half after an 8-0 run highlighted by two Brown triples, but WKU responded in kind by scoring the final 10 points of the half to lead 43-28 heading into the intermission.

Kerusch and Pettigrew led all scorers with 10 first-half points, and Kerusch already had eight rebounds in 16 minutes in the opening stanza. WKU was 15-of-28 (.536) from the field in the first half and outrebounded ULM, 17-12.

The Hilltoppers were on cruise control in the second half and did not let ULM get any closer than 13 points. WKU led by as many as 22 on three different occasions en route to the 20-point victory.

With the win, WKU's first against a Sun Belt Conference West Division opponent this season, the Hilltoppers are now 5-1 in six all-time meetings with the Warhawks.

**GAME 23**  
**FEB. 10, 2011 // MIDDLE TENNESSEE 69, WKU 60**  
**E.A. DIDDLE ARENA // BOWLING GREEN, KY.**

**WKU (10-13, 5-6 SBC)**

NAME	FG	3FG	FT	R	F	Pts	A	TO	B	S	M
Kerusch...f	4-13	0-5	0-0	9	5	8	1	4	1	1	36
Patillo.....f	2-7	0-0	3-6	13	4	7	0	4	0	1	23
Pettigrew...f	5-12	3-5	5-6	8	3	18	1	3	1	0	35
Dickerson..g	2-5	2-4	0-0	4	3	6	3	6	0	1	34
Crook.....g	1-3	0-0	0-0	1	3	2	0	2	0	0	18
McDonald..f	1-8	0-7	8-12	2	4	10	2	2	0	0	21
Dixon.....c	2-4	0-0	1-2	4	1	5	0	1	0	0	15
Akol.....c	1-3	0-0	0-0	2	0	2	0	1	4	0	13
Drane.....c	0-0	0-0	2-2	1	1	2	0	0	0	0	5
<b>Team.....</b>	<b>2</b>										
<b>Totals.....</b>	18-55	5-21	19-28	46	24	60	7	23	6	3	200

**MIDDLE TENNESSEE (13-12, 8-4 SBC)**

NAME	FG	3FG	FT	R	F	Pts	A	TO	B	S	M
Jones.....f	0-1	0-0	7-8	1	3	7	2	2	0	3	20
Sulton.....f	1-9	0-1	5-6	5	2	7	1	3	0	1	29
Ottley.....f	2-7	0-0	1-2	8	5	5	1	2	2	1	17
Gallman...g	3-3	2-2	2-2	0	1	10	2	3	0	1	19
Washington.g	6-14	5-11	7-7	5	3	24	0	2	0	0	40
Jones.....c	2-5	0-0	0-0	1	3	4	0	3	1	0	16
Oden.....c	0-3	0-1	0-2	5	2	0	2	1	0	3	20
Hammonds..f	1-4	0-3	1-2	3	2	3	0	1	1	3	24
Charles....f	4-4	0-0	1-1	5	4	9	0	0	0	0	15
<b>Team.....</b>	<b>0</b>										
<b>Totals.....</b>	19-50	7-18	24-30	33	25	69	8	18	4	12	200

	1st	2nd	Tot	FG%	3FG%	FT%
Middle Tennessee	29	40	69	38.0	38.9	80.0
WKU	28	32	60	32.7	23.8	67.9

Officials: Gary Maxwell, Rick Hartzell, Leslie Jones  
 Technicals: none Attendance: 3266

**BOWLING GREEN, Ky.** — Middle Tennessee outscored WKU 25-3 in the final four minutes of the first half and the first seven minutes of the second half, which proved to be the difference Thursday night as the Blue Raiders defeated WKU, 69-60. The win is Middle Tennessee's third-straight in the series and moves its record to 13-12 overall and 8-4 in Sun Belt Conference play. WKU drops to 10-13 on the season and 5-6 in league play.

Steffphon Pettigrew led WKU with 18 points and also grabbed eight rebounds, and Juan Patillo led the team with 13 rebounds. Kahlil McDonald added 10 points, and Teeng Akol was a force defensively with four blocked shots in 13 solid minutes.

The Blue Raiders capitalized on 23 WKU turnovers to the tune of 28 points off miscues, but WKU won the rebounding battle, 46-33. Twenty of WKU's rebounds came on the offensive end.

The WKU defense turned in one of its finest four-minute stretches this season to start off the game, holding Middle Tennessee scoreless through the under-16:00 media timeout and forcing five Blue Raider turnovers before they scored their first basket with almost six minutes gone in the game. It was a low-scoring first half from there, with WKU leading 17-15 with 7:45 left until halftime after a Sergio Kerusch jump shot and 25-20 after a pair of Pettigrew free throws with 4:17 until the break.

Two more Pettigrew free throws brought the WKU lead up to seven at 27-20 with just under three minutes to go in the half, but Middle Tennessee scored nine of the final 10 points of the half to take a 29-28 lead into the locker room.

Middle Tennessee then added to its 9-1 run at the end of the first half with a 16-2 burst to open the second half to put WKU down 15 points at 45-30 with barely six minutes passed in the second half. The Blue Raiders extended the lead to as many as 17 points on two occasions and still led by double-digits with 2:04 to go in the game despite a 7-0 WKU run to give the Hilltoppers some life.

WKU has now trailed at the half in 13 of the season's 23 games. The Hilltoppers are 2-11 when behind at the intermission.

Each team shot under 40 percent from the field in the game, with Middle Tennessee converting on 38.0 percent of its shots (19-for-50) and WKU hitting 18 of 55 shot attempts (32.7 percent).

Despite the loss, WKU still holds a 91-33 advantage in the all-time series between the two rivals, which dates back to the 1914-15 season.

**GAME 24**  
**FEB. 12, 2011 // WKU 87, NORTH TEXAS 76**  
**E.A. DIDDLE ARENA // BOWLING GREEN, KY.**

**WKU (11-13, 6-6 SBC)**

NAME	FG	3FG	FT	R	F	Pts	A	TO	B	S	M
Kerusch...f	4-10	1-4	6-6	7	4	15	0	1	0	2	28
Patillo.....f	6-7	0-0	6-7	10	2	18	2	4	0	1	31
Pettigrew...f	7-13	2-4	1-2	4	2	17	3	1	2	1	35
Dickerson..g	3-9	3-8	2-2	1	3	11	0	1	0	0	27
Crook.....g	1-6	0-1	0-0	2	2	2	9	0	0	2	25
McDonald..f	5-10	3-8	1-1	1	2	14	3	3	0	1	32
Anyigbo....f	0-0	0-0	1-2	1	0	1	0	0	0	0	3
Akol.....c	3-6	0-0	3-6	6	2	9	1	2	2	0	16
Drane.....c	0-0	0-0	0-0	0	1	0	0	0	0	0	3
<b>Team.....</b>	<b>2</b>										
<b>Totals.....</b>	29-61	9-25	20-26	34	18	87	18	13	4	7	200

**NORTH TEXAS (16-8, 5-6 SBC)**

NAME	FG	3FG	FT	R	F	Pts	A	TO	B	S	M
Odufuwa...f	0-5	0-0	0-1	9	5	0	1	0	0	1	26
Hogans...f	8-9	0-0	1-2	5	2	17	1	2	0	0	31
White.....g	3-7	0-2	0-0	2	3	6	1	2	0	0	29
Thompson.g	6-13	3-7	1-6	4	2	16	1	3	0	0	34
Shorter...g	2-7	0-2	2-2	6	4	6	5	1	0	0	24
Johnson....f	2-8	0-1	7-7	1	2	11	2	3	0	0	21
Knox.....c	3-3	0-0	0-0	4	2	6	0	0	0	0	7
Holmen.....f	7-11	0-3	0-0	5	1	14	1	2	1	1	28
<b>Team.....</b>	<b>1</b>										
<b>Totals.....</b>	31-63	3-15	11-18	37	21	76	12	14	1	3	200

	1st	2nd	Tot	FG%	3FG%	FT%
North Texas	36	40	76	49.2	20.0	61.1
WKU	50	37	87	47.5	36.0	76.9

Officials: Keith Kimble, Chuck Jones, Scott Smith  
 Technicals: none Attendance: 3704

**BOWLING GREEN, Ky.** — Five players scored in double figures and the team dished out 18 assists on 29 made baskets Saturday afternoon, and WKU handed Sun Belt Conference West Division preseason favorite North Texas an 87-76 defeat in front of a "Red Out" crowd at E.A. Diddle Arena and a national television audience. The win was WKU's sixth in the last eight games and moves its overall record to 11-13 and conference mark to 6-6. North Texas falls to 16-8 overall and 5-6 in league play.

Juan Patillo notched his 10th double-double of the season with game highs in points with 18 and rebounds with 10, and Steffphon Pettigrew added 17. Three other Hilltoppers had at least 10 points, with Sergio Kerusch scoring 15, Kahlil McDonald having 14 and Caden Dickerson contributing 11. Teeng Akol played 16 minutes and added a career-high nine points and six rebounds, also the best of his career.

Jamal Crook tied a career- and Hilltopper season-high with nine assists, and he had zero turnovers.

WKU led by as many as 24 points in the game and never trailed. The Hilltoppers also never trailed in a game in late January when handing Florida Atlantic its first conference loss of the season.

Kedrick Hogans led North Texas with 17 tallies on 8-of-9 shooting, and Tristan Thompson scored 16. George Odufuwa, who came into the game averaging a double-double for the second-straight season, was held without a field goal and scored zero points thanks to lock-down defense by Pettigrew and a host of other Hilltoppers.

WKU came out with guns blazing in front of the red-clad Hilltopper nation and an ESPN2 audience, scoring 13 of the first 18 points of the game and leading by nine before five minutes had gone off the clock. Akol then hit two jumpers and McDonald scored eight-straight points by himself through the rest of the opening 10 minutes of the game, and WKU led by 12 at the 11:22 mark of the first half.

WKU had two separate scoring runs of eight-straight points within 40 seconds of each other to open the game in the second half. Patillo completed a three-point play after the under-12:00 media timeout to give WKU its largest lead of the game at 68-44. North Texas showed life in the final two minutes of the game and trimmed an 18-point deficit to as little as 11 thanks to a 9-2 run of their own, but it would get no closer than the 11-point margin of victory that the Hilltoppers came away with.

2010-11 SEASON IN REVIEW

GAME 25

FEB. 14, 2011 // WKU 80, FLA. GULF COAST 70  
E.A. DIDDLE ARENA // BOWLING GREEN, KY.

WKU (12-13)

NAME	FG	3FG	FT	R	F	Pts	A	TO	B	S	M
Kerusch.....f	7-11	4-6	2-2	3	3	20	0	1	0	1	26
Pattillo.....f	5-10	0-0	6-12	11	4	16	1	4	2	2	30
Pettigrew.....f	2-10	0-1	3-4	2	3	7	1	1	2	2	36
Dickerson.....g	4-6	3-5	5-5	2	3	16	2	1	0	1	32
Crook.....g	4-7	0-0	0-0	2	2	8	9	1	1	2	25
McDonald.....f	3-8	3-7	0-0	2	1	9	2	3	0	1	31
Anyigbo.....	0-0	0-0	0-0	2	0	0	0	0	0	0	3
Akol.....	0-2	0-0	4-4	4	2	4	0	1	1	1	14
Drane.....	0-1	0-0	0-0	1	2	0	0	0	0	0	3
<b>Team.....</b>	<b>1</b>										
<b>Totals.....</b>	25-55	10-18	20-27	30	20	80	15	12	6	9	200

FLORIDA GULF COAST (6-19)

NAME	FG	3FG	FT	R	F	Pts	A	TO	B	S	M
Snyder.....f	4-5	0-0	1-2	3	4	9	1	1	0	1	15
Fieles.....f	0-5	0-4	0-0	2	0	0	2	1	1	0	20
Banks.....f	8-15	0-0	9-10	9	3	25	0	3	0	1	36
Varidel.....g	5-13	4-7	2-2	1	2	16	1	2	0	0	38
Rivera.....g	1-5	0-0	2-2	4	3	4	5	3	0	0	27
Miller.....	0-0	0-0	1-2	1	2	1	2	3	0	0	15
Murray.....	0-0	0-0	0-0	2	0	0	0	0	0	0	1
Brown.....	3-6	2-5	1-2	8	4	9	0	2	0	2	24
Cantanol.....	2-5	0-0	2-2	7	3	6	0	2	1	1	24
<b>Team.....</b>	<b>1</b>										
<b>Totals.....</b>	23-54	6-16	18-22	38	21	70	11	18	2	4	200

	1st	2nd	Tot	FG%	3FG%	FT%
Florida Gulf Coast	33	37	70	42.6	37.5	81.8
WKU	40	40	80	45.5	55.6	74.1

Officials: Zelton Steed, John Dillon, Coy Gammon  
Technical: none Attendance: 2185

**BOWLING GREEN, Ky.** — WKU took care of business out of Sun Belt Conference play in a rare Monday night non-league matchup, defeating Florida Gulf Coast 80-70 at E.A. Diddle Arena. Three Hilltoppers had at least 15 points, with Caden Dickerson turning in a career-high 16 points on 4-of-6 shooting. WKU finishes its non-conference schedule for the 2010-11 season with a 6-7 record and is now 12-13 overall on the year. Florida Gulf Coast slides to 6-19 overall. The victory also gives WKU a 3-2 final record on its five-game homestand, the program's longest since 1986.

WKU has now won seven of its last nine games after dropping the previous six-straight games.

Sergio Kerusch led the Hilltoppers with 20 points, including four second-half three-pointers, and Juan Pattillo had a double-double with 16 points and 11 rebounds. Dickerson's career night came thanks in part to three three-pointers, and WKU was 10-of-18 from behind the arc in the game. Jamal Crook dished out nine assists for the second-straight game, and the sophomore has now had 18 assists and just one turnover in his last two games.

Dickerson also was 5-for-5 from the free throw line, and he has now converted 26-straight shots from the charity stripe. Entering the game, that was the third-longest active streak in the nation.

The 20-point performance was Kerusch's eighth of the season and 16th of his career, which leads WKU in both categories. Pattillo's double-double was his second-straight and 11th of the season. Kahlil McDonald added nine points on the night, and Crook had eight points and two steals to go along with his nine assists. Florida Gulf Coast was paced by Anthony Banks' 25-point performance.

Dickerson led WKU with 10 first-half tallies, and the Hilltoppers shot 41.4 percent from the floor in the opening 20 minutes en route to the 40-33 lead. Banks had 16 points in the first half to lead all scorers.

The win gave WKU back-to-back 10-plus point victories for the first time since the first two games of the season.

WKU shot 45.5 percent (25-of-55) from the field as a team in the game, and Florida Gulf Coast hit 23 of 54 shots (.426) in the game. The Eagles outrebounded WKU, 38-30, and had a 22-11 advantage in second-chance points in Puerto Rico against Minnesota on November 18.

GAME 26

FEB. 17, 2011 // WKU 61, UALR 59  
STEPHENS CENTER // LITTLE ROCK, ARK.

WKU (13-13, 7-6 SBC)

NAME	FG	3FG	FT	R	F	Pts	A	TO	B	S	M
Kerusch.....f	1-8	1-5	0-1	8	5	3	2	1	0	0	30
Pattillo.....f	1-4	0-0	0-2	5	4	2	2	2	1	1	28
Dickerson.....g	3-7	3-6	1-2	3	0	10	1	3	0	0	31
Crook.....g	4-8	0-0	1-4	2	3	9	5	2	0	1	31
Pettigrew.....f	7-12	2-5	2-2	10	2	18	3	4	0	1	38
McDonald.....f	2-6	2-5	0-0	2	2	6	1	2	0	0	23
Akol.....	5-9	1-1	0-0	7	2	11	1	1	2	0	17
Drane.....	1-1	0-0	0-0	0	0	2	0	0	0	0	2
<b>Team.....</b>	<b>3</b>										
<b>Totals.....</b>	24-55	9-22	4-11	40	18	61	15	15	3	3	200

UALR (14-13, 6-6 SBC)

NAME	FG	3FG	FT	R	F	Pts	A	TO	B	S	M
Louzeiro.....f	0-1	0-0	1-4	2	2	1	2	0	1	0	16
Kibi.....f	3-5	0-0	1-3	4	0	7	1	1	0	2	23
Williams.....g	4-5	2-2	1-2	5	3	11	3	4	0	1	27
G.-Mend.....g	2-7	0-1	2-2	6	0	6	1	3	0	0	27
Bozeman.....g	3-10	0-4	5-7	3	3	11	2	1	0	1	37
Sutherland.....	0-0	0-0	0-0	1	1	0	0	0	0	0	4
Jackson.....	0-0	0-0	0-0	0	0	0	0	1	0	0	4
Guy.....	0-3	0-1	0-0	2	1	0	1	0	1	0	14
Mouzy.....	6-12	5-10	0-0	1	1	17	0	0	0	0	23
Bails.....	1-3	0-0	0-2	3	2	2	0	0	0	0	13
Thornton.....	0-1	0-0	0-0	0	2	0	0	0	0	0	5
Leeper.....	1-3	0-0	2-2	3	0	4	0	0	0	0	7
<b>Team.....</b>	<b>1</b>										
<b>Totals.....</b>	20-50	7-18	12-22	31	15	59	10	10	1	5	200

	1st	2nd	Tot	FG%	3FG%	FT%
WKU	36	25	61	43.6	40.9	36.4
UALR	27	32	59	40.0	38.9	54.5

Officials: Rick Hartzell, John Hampton, Dan Chrisman  
Technical: UALR TEAM Attendance: 3036

**LITTLE ROCK, Ark.** — Jamal Crook grabbed a loose ball and put back the game-winner with 0.7 seconds remaining on the clock, sending WKU to a 61-59 win at UALR after the Trojans clawed back in the game's final three minutes. The win is WKU's fourth-straight on the road and gets WKU back to .500 on the season with a 13-13 overall record and a 7-6 mark in Sun Belt Conference. UALR falls to 14-13 overall and 6-6 in league play.

Steffhon Pettigrew led all players with 18 points and 10 rebounds, giving him his third double-double of the season and fifth of his career. Teeng Akol had a career-high 11 points and added seven rebounds, and Caden Dickerson hit three three-pointers en route to 10 points. Jamal Crook led WKU with five assists in the game.

WKU came out firing in the first half and led 11-7 at the first media timeout after making its first four shots of the game. Kahlil McDonald came off the bench and hit two three-pointers in the first four minutes of the game, and Dickerson added another triple.

The Hilltoppers extended their lead to nine points at 22-13 with 10:48 left in the first half after a 7-0 run in which Pettigrew had seven points in a row at one point. The Trojans trimmed the WKU lead to four points after Matt Mouzy hit his first of two first-half three-pointers. Akol and Dickerson then took over for WKU, with Akol throwing down a dunk and hitting a jumper in the paint and Dickerson nailing two three-pointers to send the Hilltoppers to the locker room at halftime with a 36-27 lead.

WKU had 12 second-chance points in the first half, and 16 of its 36 first-half points came from the bench.

WKU led by six with 3:22 left in the game after Juan Pattillo slammed home a dunk off an assist by Crook. With the score 59-53, UALR scored six-straight points to tie the game at 59 with 26 ticks left on the clock after Solomon Bozeman hit a layup.

The two teams traded timeouts, and WKU was set to inbound needing to go the length of the floor. With the seconds ticking away, WKU began to move the ball inside and Crook found himself with a loose ball under the basket, which he banked in off the glass to give the Hilltoppers a two-point lead with less than a second left.

After a timeout, UALR tried a three-quarter court pass in desperation, but Pattillo broke it up and WKU earned the victory.

GAME 27

FEB. 19, 2011 // LA.-LAF. 67, WKU 64  
CAJUNDOME // LAFAYETTE, LA.

WKU (13-14, 7-7 SBC)

NAME	FG	3FG	FT	R	F	Pts	A	TO	B	S	M
Kerusch.....f	3-6	0-2	4-6	1	5	10	0	1	0	0	20
Pattillo.....f	5-7	0-0	2-6	8	3	12	0	2	1	3	34
Pettigrew.....f	8-16	0-3	2-3	4	4	18	2	1	2	1	35
Dickerson.....g	1-4	1-3	2-2	3	0	5	2	0	0	0	32
Crook.....g	3-9	0-1	1-2	4	3	7	6	5	0	2	34
McDonald.....f	3-9	1-6	3-4	1	2	10	0	1	0	0	30
Akol.....	1-2	0-0	0-0	2	2	2	0	1	0	0	11
Drane.....	0-0	0-0	0-0	0	0	0	0	0	0	0	4
<b>Team.....</b>	<b>6</b>										
<b>Totals.....</b>	24-53	2-15	14-23	29	20	64	10	11	3	6	200

LOUISIANA-LAFAYETTE (12-14, 9-5 SBC)

NAME	FG	3FG	FT	R	F	Pts	A	TO	B	S	M
Bureau.....f	5-10	3-6	1-4	9	2	14	2	4	2	0	38
Thomas.....f	10-19	1-3	4-5	2	2	25	0	4	0	0	39
Andrews.....f	2-3	2-2	1-2	2	4	7	4	1	0	1	27
Mbamalu.....g	0-1	0-0	0-0	1	4	0	1	1	0	0	11
Gary.....g	1-4	0-0	1-2	4	5	3	1	1	0	1	20
Brown.....	5-9	0-0	1-2	9	3	11	0	2	0	0	31
Daigle.....	0-2	0-1	0-0	1	0	0	0	0	0	0	13
Perez.....	1-3	1-3	0-0	0	1	3	1	0	0	0	11
Mitchell.....	2-4	0-0	0-0	2	0	4	0	1	0	0	10
<b>Team.....</b>	<b>5</b>										
<b>Totals.....</b>	26-55	7-15	8-15	35	21	67	9	14	2	2	200

	1st	2nd	Tot	FG%	3FG%	FT%
WKU	26	38	64	45.3	13.3	60.9
Louisiana-Lafayette	38	29	67	47.3	46.7	53.3

Officials: Samuel Croft, Earnie Pheal, Charlie Balunek  
Technical: ULL TEAM Attendance: 7071

**LAFAYETTE, La.** — WKU battled back from a 17-point second-half deficit to tie the game but never could take the lead and complete the comeback. The 67-64 loss snaps WKU's four-game road winning streak and moves WKU's record to 13-14 overall and 7-7 in conference play.

WKU found itself down right from the start of the game, falling behind 5-0 and 15-3 at the 14:41 mark of the first half. After connecting on just two of their first 13 shot attempts the Hilltoppers were down by 13 points at 19-6, and WKU had a hard time countering the Ragin' Cajun crowd until it went on a 5-0 run after back-to-back layups by Crook and Kerusch to get the game within nine points at 22-13.

But the Ragin' Cajuns continued to control the game's opening 20 minutes, following the Hilltopper spurt with a 7-0 run of their own to get the lead back to 15 points with 3:37 showing on the clock. Louisiana-Lafayette took a 12-point halftime lead into the locker room after Josh Brown put back a missed three-pointer at the buzzer, giving WKU its 14th halftime deficit of the season.

Thomas led all scorers with 15 first-half tallies on 6-of-9 shooting, and WKU was paced in the first half by Pettigrew's nine points and Crook's seven. The Hilltoppers finished the first half shooting 36.7 percent as a team from the field and were outrebounded by the Ragin' Cajuns, 21-13.

WKU fell down by as many as 17 to start the second half before a furious 21-4 Hilltopper run tied the game at 49. At one point in the game-changing run the Hilltoppers scored 12-straight points to change the course of the game and breathe new life into the team.

A back-and-forth final eight minutes ensued, and WKU found itself within a single possession on multiple occasions but could never pull through and take a lead.

WKU brought the ball up the court trailing by two points with 45 seconds to go, but Crook was whistled for an offensive foul while driving to give the ball back to the Ragin' Cajuns with 31 seconds showing on the clock. Raymonte Andrews converted 1-of-2 at the line to extend Louisiana-Lafayette's lead to three, and WKU had another chance to tie the game with the ball and nine seconds showing on the clock.

McDonald drew a foul and hit 1-of-2 at the line to bring WKU within two once again, but that was a close as it could get as the Ragin' Cajuns iced it with another free throw, and a desperate WKU attempt at the buzzer fell short.



GAME 28

FEB. 24, 2011 // WKU 80, FIU 73  
E.A. DIDDLE ARENA // BOWLING GREEN, KY.

WKU (14-14, 8-7 SBC)

NAME	FG	3FG	FT	R	F	Pts	A	TO	B	S	M
Kerusch...f	11-21	1-5	3-5	11	3	26	0	0	3	0	37
Pattillo...f	2-3	0-0	3-4	7	3	7	0	4	3	0	26
Pettigrew...f	8-15	1-2	3-4	10	3	20	2	6	1	0	39
Dickerson...g	1-1	1-1	0-0	0	0	3	0	0	0	0	4
Crook...g	0-3	0-0	5-6	5	1	5	10	3	0	1	35
McDonald...g	2-9	2-6	9-11	4	4	15	1	1	0	0	31
Gabbard...g	1-1	0-0	0-0	0	0	2	2	0	0	0	10
Akol...g	0-2	0-0	0-0	2	1	0	0	1	2	0	13
Drane...g	1-1	0-0	0-0	0	2	2	0	0	0	0	5
Team.....	2										
Totals.....	26-56	5-14	23-30	41	17	80	15	15	9	1	200

FIU (9-18, 4-11 SBC)

NAME	FG	3FG	FT	R	F	Pts	A	TO	B	S	M
Ferguson...f	2-6	2-4	2-4	6	3	8	0	0	4	0	31
Gary...g	5-8	2-4	1-1	5	5	13	6	2	0	1	31
Roberts...g	0-7	0-2	2-4	2	1	2	4	2	0	0	19
Wright...g	8-18	1-2	2-2	7	2	19	1	2	0	1	35
Allen...g	3-7	0-2	2-2	2	5	8	1	1	1	1	29
Weaver...g	0-1	0-0	0-0	0	0	0	0	0	0	0	6
Russell...g	0-1	0-0	0-0	2	2	0	1	0	0	0	5
Taylor...g	2-5	1-2	0-0	1	2	5	0	0	0	0	15
Frederick...g	6-13	2-5	4-4	8	4	18	0	2	0	0	25
Moore...g	0-1	0-0	0-0	0	1	0	0	0	0	0	4
Team.....	1										
Totals.....	26-67	8-21	13-17	34	25	73	13	9	5	4	200

	1st	2nd	Tot	FG%	3FG%	FT%
FIU	29	44	73	38.8	38.1	76.5
WKU	42	38	80	46.4	35.7	76.7

Officials: Steve Olson, John Higgins, Tom O'Neill  
Technical: FIU Allen, Ferguson WKU Pattillo, Pettigrew  
Attendance: 3245

**BOWLING GREEN, Ky.** — Seniors Sergio Kerusch and Steffphon Pettigrew, playing in their final home games at E.A. Diddle Arena in their careers, each had double-doubles of 20-plus points and 10-plus rebounds as WKU defeated FIU, 80-73, Thursday night. The win is WKU's ninth in its last 12 games and eighth in its last 11 conference games and improves its record to 14-14 overall and 8-7 in Sun Belt Conference play. FIU drops to 9-18 on the season and 4-11 in the league.

Thursday's victory means that WKU and Middle Tennessee will battle for the second seed in the East Division in the upcoming Sun Belt Conference Tournament in the regular-season finale on Saturday night, which carries with it a first-round bye. The winner of that game will earn the second seed.

Kerusch had a game-high 26 points and 11 rebounds, and Pettigrew contributed 20 points and 10 rebounds. It also marks the first time since the duo's sophomore season of 2008-09 that each had at least 20 points in the same game. Kahlil McDonald tied a career high with 15 points and hit nine of 11 free throws, and Jamal Crook set a career high with 10 assists. The 10 assists were the most by a Hilltopper in a game since Orlando Mendez-Valdez had 12 against Troy on January 1, 2009.

FIU was paced by DeJuan Wright's 19 points and Eric Frederick's 18 and eight rebounds. WKU has now won six-straight meetings with the Panthers and 12 of the last 13 overall in the series.

Pettigrew had 16 first-half points on 7-of-9 shooting, and Kerusch added 10 first-half tallies. Wright led FIU with 12 points in the first 20 minutes.

The Panthers got within five points in the final half-minute of the game, but the Hilltoppers converted six of their final eight free throws in the last 31 seconds of the game to seal the win.

WKU shot 46.4 percent from the field as a team in the game and held FIU to 38.8 percent shooting. The Hilltoppers also held a 41-34 advantage on the boards. WKU had nine blocks as a team, its most in a single game this season.

The Senior Night victory means that Pettigrew won 45 games at home in his four-year WKU career, and Kerusch won 32 in the friendly confines of E.A. Diddle Arena in three years on the Hill. Pettigrew went 45-11 at home in a WKU uniform.

GAME 29

FEB. 26, 2011 // MIDDLE TENNESSEE 57, WKU 39  
MURPHY CENTER // MURFREESBORO, TENN.

WKU (14-15, 8-8 SBC)

NAME	FG	3FG	FT	R	F	Pts	A	TO	B	S	M
Kerusch...f	2-10	0-4	0-4	6	3	4	0	2	0	0	37
Pattillo...f	2-6	0-0	4-6	4	5	8	0	1	0	0	16
Dickerson...g	0-3	0-3	0-0	1	4	0	2	2	0	0	33
Crook...g	0-5	0-0	0-0	6	1	0	0	2	0	0	26
Pettigrew...f	6-14	1-3	2-6	8	1	15	0	2	1	1	39
McDonald...g	3-6	2-5	1-2	3	1	9	1	3	0	1	25
Gabbard...g	0-0	0-0	0-0	0	1	0	0	1	0	0	5
Anyigbo...g	0-0	0-0	0-0	0	0	0	0	0	0	0	1
Akol...g	1-2	0-0	1-2	3	4	3	1	2	1	0	14
Drane...g	0-0	0-0	0-0	0	1	0	0	1	0	0	4
Team.....	5										
Totals.....	14-46	3-15	8-20	36	21	39	4	16	2	2	200

MIDDLE TENNESSEE (15-15, 10-6 SBC)

NAME	FG	3FG	FT	R	F	Pts	A	TO	B	S	M
Emanuel...g	0-4	0-0	0-0	2	1	0	3	1	0	0	19
Washington...g	2-7	2-5	2-2	2	1	8	7	3	0	1	38
Jones...f	3-10	0-2	4-7	6	3	10	1	4	0	1	30
Sulton...f	8-11	0-0	2-3	4	3	18	0	0	0	0	22
Ottley...f	2-5	0-0	1-2	7	2	5	3	1	0	1	26
Gibson...g	0-0	0-0	0-0	0	0	0	0	0	0	0	0+
Anuna...g	0-0	0-0	0-0	0	1	0	0	0	0	0	1
Gallman...g	0-2	0-2	0-0	0	1	0	0	0	0	0	8
Herald...g	0-0	0-0	0-0	0	0	0	0	0	0	0	1
Jones...g	3-7	0-0	1-2	6	2	7	1	1	1	1	16
Oden...g	2-2	1-1	0-1	5	1	5	1	0	0	3	17
Hammonds...g	0-2	0-1	0-0	3	1	0	0	1	1	0	16
Charles...g	2-4	0-0	1-1	1	4	4	0	1	0	0	6
Hunt...g	0-0	0-0	0-0	0	0	0	0	0	0	0	0+
Team.....	4										
Totals.....	22-54	3-11	10-18	40	20	57	16	12	2	2	200

	1st	2nd	Tot	FG%	3FG%	FT%
WKU	19	20	39	30.4	20.0	40.0
Middle Tennessee	29	28	57	40.7	27.3	55.6

Officials: Roderick Dixon, Bill Humes, Kerry Sulton  
Technical: none Attendance: 4912

**MURFREESBORO, Tenn.** — A late-game surge by Middle Tennessee proved to be too much for WKU to overcome, and the Hilltoppers dropped the season finale to the Blue Raiders, 57-39, Saturday night in Murfreesboro, Tenn. WKU finishes the regular season with a 14-15 overall record and a 8-8 mark in league play. Middle Tennessee heads to the conference tournament with a 15-15 overall mark and a 10-6 record in Sun Belt Conference games.

The loss means that WKU earns the number-three seed in the East Division in the Sun Belt Conference Tournament, which begins next Saturday in Hot Springs, Ark. The Hilltoppers will play ULM, who is the sixth-seed in the West Division, in the first round on Saturday at 6:30 PM. An official bracket will be released in the coming days as the final conference games in the regular season are completed.

WKU has advanced to the semifinals of the Sun Belt Conference Tournament in six-straight seasons.

Steffphon Pettigrew led WKU with 15 points, and Kahlil McDonald added nine. Pettigrew also had a team-high eight rebounds. Middle Tennessee was paced by J.T. Sulton's 18 tallies.

Middle Tennessee led 29-19 at halftime after converting 12-of-30 shot attempts for 40.0 percent. WKU made just seven of its 26 field goal attempts (26.9) and was 0-for-4 from three-point range in the first half. Sulton led all scorers in the first half with 10 points, which were the first 10 points the Blue Raiders scored in the game. Pettigrew led WKU with eight points and four rebounds, and Juan Pattillo added six and four.

Middle Tennessee scored 15 points off eight WKU turnovers in the first half. The halftime deficit was the 15th WKU's faced in the season. WKU is now 2-13 this season when trailing at halftime.

WKU went on a 12-0 to tie the game at 33 with 13:15 to go in the game, but the Blue Raiders scored the next 10 over 4:54 to take a lead they would not relinquish. Middle Tennessee ended up scoring 24 of the game's final 30 points.

Middle Tennessee has now defeated WKU in four-straight meetings.

GAME 30

MARCH 5, 2011 // WKU 66, ULM 50  
CONVENTION CENTER // HOT SPRINGS, ARK.

WKU (15-15)

NAME	FG	3FG	FT	R	F	Pts	A	TO	B	S	M
Kerusch...f	7-12	0-3	6-8	14	2	20	0	1	0	1	38
Pattillo...f	6-10	0-0	6-6	6	3	18	2	2	2	1	37
Dickerson...g	1-6	1-4	2-2	6	2	5	1	1	0	0	37
Crook...g	2-6	0-0	1-2	2	1	5	1	1	0	2	19
Pettigrew...f	5-10	1-5	4-8	10	3	15	0	2	0	0	34
McDonald...g	1-8	1-5	0-0	1	3	3	1	2	0	1	28
Gabbard...g	0-0	0-0	0-0	0	0	0	0	0	0	0	1
Akol...g	0-1	0-0	0-0	2	2	0	0	1	0	0	6
Team.....	3										
Totals.....	22-53	3-17	19-26	44	16	66	5	10	2	5	200

ULM (7-24)

NAME	FG	3FG	FT	R	F	Pts	A	TO	B	S	M
Sykes...*	2-7	0-0	2-5	4	4	6	1	2	0	1	29
Gilbert...*	4-12	3-7	2-2	12	4	13	2	1	0	1	37
Mingo...*	0-7	0-4	0-0	4	3	0	0	2	0	0	36
Ribeiro...*	0-0	0-0	2-2	2	3	0	0	0	0	0	13
Brown...*	4-14	2-5	0-0	6	5	10	1	3	0	0	29
Hansberry...g	1-4	0-1	1-3	1	0	3	2	1	0	0	10
McCray...g	3-4	2-3	4-5	2	1	12	0	2	1	0	24
McClellan...g	3-4	0-0	0-1	1	2	6	0	1	0	0	22
Team.....	1										
Totals.....	17-52	7-20	9-18	33	22	50	6	12	0	6	200

	1st	2nd	Tot	FG%	3FG%	FT%
ULM	23	27	50	32.7	35.0	50.0
WKU	24	42	66	41.5	17.6	73.1

Officials: Sam Croft, Sidney Cohen, Kyle Chambers  
Technical: none Attendance: 3992

**HOT SPRINGS, Ark.** — WKU's three seniors combined for 53 points and 30 rebounds to power WKU to a 66-50 win over ULM in the first round of the 2011 Sun Belt Conference Tournament Saturday night in Hot Springs, Ark. The East Division third-seeded Hilltoppers improve to 15-15 this season, and ULM's season ends with a 7-24 record.

Sergio Kerusch led the Hilltoppers Saturday night with 20 points and 14 rebounds. Juan Pattillo added 18 points, six rebounds, two assists and two blocks, and Steffphon Pettigrew contributed 15 points and 10 rebounds. The double-double was Kerusch's 10th of the season and 24th of his career, and his 14 rebounds tied a season high. ULM was paced by Lawrence Gilbert's 13 points and 12 rebounds.

The victory is the 90th of Pettigrew's four-year WKU career. The senior from Elizabethtown, Ky., also became the 14th Hilltopper to amass 1,500 points in his career. With his 15 points Saturday night, Pettigrew passed Art Spoelstra on the career scoring list and is now 13th in total points at WKU.

The game started slow for both teams, and the score was tied at 16 with 12 minutes gone in the opening 20 minutes. From there, the Hilltoppers scored eight of the next 11 points to gain some breathing room with 2:32 to play until halftime. With WKU leading 24-19, the Warhawks scored the final four points of the half to storm back within one point heading to the halftime intermission.

Fred Brown of ULM led all scorers with 10 first-half tallies. Kerusch had nine points and nine rebounds after playing 18 minutes in the first half to lead the Hilltoppers.

The back-and-forth game continued at the start of the second half, with the Hilltoppers going up by as many as five before ULM would claw back within a point or two. A quick 6-0 Hilltopper run had the lead back to seven points at 36-29, but the Warhawks once again got within two after Gilbert got an offensive rebound and made a layup with 12:12 to go in the game.

A couple of three-pointers by Pettigrew and Caden Dickerson brought the WKU crowd to life, and the Hilltoppers continued to control the glass during the middle part of the second half. With ULM back within four points with 3:16 to go in the game at 54-50, WKU buckled down defensively and scored the final 12 points of the game to cruise to the 16-point win.

GAME 31

MARCH 6, 2011 // WKU 81, LA.-LAF. 76  
SUMMIT ARENA // HOT SPRINGS, ARK.

WKU (16-15)

NAME	FG	3FG	FT	R	F	Pts	A	TO	B	S	M
Kersch...f	10-16	3-6	2-3	8	2	25	0	1	0	1	40
Pattillo...f	3-11	0-0	8-12	10	3	14	4	4	5	2	36
Dickerson...g	0-3	0-1	5-5	2	4	5	0	0	0	0	31
Crook...g	1-2	0-0	2-4	3	3	4	3	1	0	0	31
Pettigrew...f	12-18	0-3	2-4	6	3	26	1	5	0	0	40
McDonald...f	2-5	1-1	0-0	0	4	5	0	0	0	0	17
Gabbard...g	0-0	0-0	0-0	0	1	0	0	0	0	0	2
Akol...g	0-0	0-0	2-2	0	2	2	0	1	1	0	3
Team.....	6										
Totals.....	28-55	4-11	21-30	35	22	81	8	12	6	4	200

LOUISIANA-LAFAYETTE (14-15)

NAME	FG	3FG	FT	R	F	Pts	A	TO	B	S	M
Brown...g	7-16	1-2	4-4	14	0	19	0	1	0	0	36
Bureau...g	7-11	2-5	0-2	5	4	16	3	2	3	0	38
Thomas...g	1-3	0-1	0-0	2	5	2	1	0	0	0	14
Gary...g	6-13	0-3	5-6	5	4	17	2	2	0	2	34
Andrews...g	2-8	1-3	4-6	5	3	9	6	1	0	1	36
Mbamalu...g	0-1	0-0	0-0	0	1	0	1	1	0	0	6
Daigle...g	4-10	2-5	2-2	2	2	12	1	3	0	1	22
Farrington...g	0-0	0-0	1-2	3	4	1	0	1	0	0	12
Perez...g	0-0	0-0	0-0	0	0	0	0	0	0	0	1
Mitchell...g	0-0	0-0	0-0	0	1	0	0	1	0	0	1
Team.....	1										
Totals.....	27-62	6-20	16-22	37	24	76	14	12	3	4	200

	1st	2nd	Tot	FG%	3FG%	FT%
WKU	36	45	81	50.9	36.4	70.0
Louisiana-Lafayette	39	37	76	43.5	30.0	72.7

Officials: Ray Natilli, Doug Simons, Kerry Sitton  
Technical: none Attendance: 3907

**HOT SPRINGS, Ark.** — The WKU Hilltoppers earned their first upset victory of the 2011 Sun Belt Conference Tournament Sunday night, knocking off the West Division second-seeded and regular season division co-champion Louisiana-Lafayette and snapping its nation-best 11-game winning streak in the process. The quarterfinal victory Sunday night means the Hilltoppers are heading to the semifinals of the conference tournament for the seventh-straight season and 20th time in 29 years as a member of the conference. WKU moves to 16-15 with the win, and Louisiana-Lafayette's season ends with a 14-15 record.

Steffphon Pettigrew and Sergio Kersch turned in monster performances to power the Hilltoppers, with Pettigrew scoring 26 points on 12-of-18 shooting and Kersch adding 25 after connecting of 10-of-16 shot attempts. Juan Pattillo also added 14 points and 10 rebounds for the Hilltoppers, who improve to 41-21 all-time in the Sun Belt Conference Tournament. Pettigrew and Kersch have now scored 20-plus points in the same game three times in their careers after doing it a couple of weeks ago on February 24 against FIU. Prior to that, the duo turned the trick once in their sophomore seasons of 2008-09.

Seventeen of Kersch's points came in the first half, and Pettigrew brought it home by scoring 18 of his points in the second 20 minutes. Josh Brown led Louisiana-Lafayette with 19 points and 14 rebounds, and La'Ryan Gary also added 17.

The Ragin' Cajuns clawed back to within as few as four with 1:08 left in the game and as few as three after a desperation three-pointer with one second on the clock, but the Hilltoppers held on and earned the five-point victory to move to the semifinals Monday night.

Pattillo was instrumental down the stretch by hitting 7-of-8 free throw attempts. WKU shot 50.9 percent from the field as a team in the game, including 15-of-29 (.517) in the second half. The Hilltoppers limited Louisiana-Lafayette to 43.5 percent shooting as a team, and WKU hit 15 free throws in the second half alone.

WKU will be going for the season sweep of North Texas Monday night after taking down the Mean Green on February 12 in Bowling Green, 87-76.

GAME 32

MARCH 7, 2011 // NORTH TEXAS 81, WKU 62  
SUMMIT ARENA // HOT SPRINGS, ARK.

WKU (16-16)

NAME	FG	3FG	FT	R	F	Pts	A	TO	B	S	M
Kersch...f	6-13	4-9	0-2	7	3	16	1	2	0	0	32
Pattillo...f	6-14	0-0	8-11	10	2	20	0	3	5	1	36
Dickerson...g	0-5	0-4	0-1	1	1	0	3	0	0	0	35
Crook...g	3-5	0-0	0-0	5	3	6	3	2	0	0	31
Pettigrew...f	3-11	1-6	0-1	7	2	7	2	0	0	0	39
McDonald...f	3-9	1-7	0-0	0	4	7	1	2	0	0	20
Gabbard...g	0-0	0-0	0-0	0	0	0	1	0	0	0	1
Anyigbo...g	0-0	0-0	0-0	0	0	0	0	0	0	0	1
Akol...g	2-3	0-0	0-0	1	0	4	0	0	0	0	4
Drane...g	1-1	0-0	0-0	1	0	2	0	0	0	0	1
Team.....	6										
Totals.....	24-61	6-26	8-15	38	15	62	11	9	5	1	200

NORTH TEXAS (22-10)

NAME	FG	3FG	FT	R	F	Pts	A	TO	B	S	M
Odufuwa...g	8-10	0-0	0-0	9	3	16	1	0	2	0	35
White...g	6-12	1-3	5-6	4	2	18	7	1	0	0	34
Thompson...g	9-15	4-6	6-9	4	1	28	1	1	0	1	35
Shorter...g	2-7	0-0	0-0	5	4	4	6	1	0	0	32
Hogans...g	3-6	0-0	0-0	5	2	6	0	0	1	1	30
Johnson...g	1-5	1-2	0-0	2	1	3	3	3	0	0	18
Egenti...g	1-1	0-0	2-3	1	0	4	0	0	0	0	2
Redmond...g	0-0	0-0	0-0	0	0	0	0	0	0	0	1
Knox...g	1-1	0-0	0-0	1	0	2	0	0	0	0	4
Edwards...g	0-1	0-0	0-0	2	2	0	0	0	0	0	9
Team.....	3										
Totals.....	31-58	6-11	13-18	36	15	81	18	6	3	2	200

	1st	2nd	Tot	FG%	3FG%	FT%
North Texas	40	41	81	53.4	54.5	72.2
WKU	39	23	62	39.3	23.1	53.3

Officials: Gary Maxwell, Tom Eades, Pat Adams  
Technical: none Attendance: 3348

**HOT SPRINGS, Ark.** — For the second-straight game in the Sun Belt Conference Tournament the Hilltoppers erased a double-digit deficit and took the lead, but this time WKU could not hold on and saw its season end in the semifinals of the tournament with an 81-62 defeat to North Texas. WKU's season ends with a 16-16 overall record, and North Texas advances to the finals of the conference tournament with a 22-10 record this season.

Juan Pattillo led WKU with 20 points and 10 rebounds, his 13th double-double of the season, and Sergio Kersch added 16 points and seven rebounds. Steffphon Pettigrew and Kahlil McDonald also had seven points, and Pettigrew snagged seven rebounds as well. North Texas' Tristan Thompson led all scorers with 28 points, and Josh White and George Odufuwa added 18 and 16 for the Mean Green, respectively. North Texas blistered the nets to the tune of 53.4 percent shooting for the game and shot an incredible 60.9 percent (14-for-23) in the second half alone.

WKU's season ends in the semifinals of the conference tournament for the second-straight year, and it was the seventh-straight season the Hilltoppers reached the "final four" of the conference tournament.

North Texas came out blazing in the first half Monday night, making its first four shots and taking a 18-9 lead after an Odufuwa jumper at the 15:49 mark of the first half. WKU got within three points six minutes later, but the Mean Green extended their lead to 10 points after an 8-1 run.

Trailing 30-20, the Hilltoppers then showed their resolve and rattled off 12-straight points and 15 of the next 17 to take a three-point lead at 35-32 with 5:36 to go in the first half. During that sequence Pattillo had seven points and Kersch made two key three-pointers.

The remainder of the half was back-and-forth, and North Texas scored the final four points of the half to take a 40-39 lead into the locker room. The Mean Green scored 10 points off six WKU turnovers in the first 20 minutes, and Thompson led all scorers with 18 first-half points. Pattillo had 16 in 17 minutes of action in the first half.

But North Texas scored 10 of the first 12 points of the second half to put WKU in a hole it could never come back from. The Mean Green led by 13 less than nine minutes into the second half and extended the lead to as many as 21 en route to the 19-point victory.



## RECORDS

---

Single-Game Records .....	52
Individual Season Records.....	53
Team Season Records .....	54
Career Records.....	55
E.A. Diddle Arena Records .....	56
Miscellaneous Records.....	57
Scoring Leaders .....	58
Annual Leaders.....	59-60
1,000-Point Scorers.....	61-65
By The Numbers .....	66



# SINGLE-GAME RECORDS

## INDIVIDUAL

### POINTS SCORED

- 55 — Clem Haskins vs. Middle Tennessee, 01/30/65
- 52 — Art Spoelstra vs. Morehead State, 12/12/53
- 50 — Darel Carrier at Morehead State, 02/11/64

### FIELD GOALS MADE

- 25 — Clem Haskins vs. Middle Tennessee, 01/30/65

### FIELD GOALS ATTEMPTED

- 44 — Darel Carrier at Morehead State, 02/11/64

### FIELD GOAL PERCENTAGE

- .923 — Craig McCormick vs. Morehead State, 01/31/80

### THREE-POINT FIELD GOALS MADE

- 9 — Tyrone Brazelton at Troy, 12/29/07
- 8 — Roland Shelton at American-Puerto Rico, 11/26/89
- 8 — Darnell Mee at Tennessee Tech, 12/05/92
- 8 — Anthony Winchester at Eastern Kentucky, 12/03/05

### THREE-POINT FIELD GOALS ATTEMPTED

- 15 — Darnell Mee at Tennessee Tech, 12/05/92

### THREE-POINT FIELD GOAL PERCENTAGE (MIN. 5 MADE)

- 1.000 — Rick Burns at Eastern Kentucky, 01/22/90
- 1.000 — Roland Shelton vs. Chicago State, 01/24/90
- 1.000 — Joe Lightfoot vs. Kentucky, 12/21/90
- 1.000 — Joe Lightfoot vs. Jacksonville, 02/04/91
- 1.000 — Darrin Horn at New Orleans, 01/13/95
- 1.000 — Derek Robinson vs. Creighton, 12/19/01
- 1.000 — Mike Wells at New Orleans, 12/28/01
- 1.000 — Filip Videnov vs. New Mexico State, 01/13/02
- 1.000 — Filip Videnov at Middle Tennessee, 01/16/02
- 1.000 — Courtney Lee vs. Eastern Kentucky, 12/02/06

### FREE THROWS MADE

- 18 — Tom Marshall vs. Eastern Kentucky, 01/16/54
- 18 — Bobby Rascoe at Xavier, 12/30/61
- 18 — Darel Carrier vs. La Salle, 02/25/64

### FREE THROWS ATTEMPTED

- 24 — Ralph Crosthwaite at Eastern Kentucky, 02/02/57

### FREE THROW PERCENTAGE (MIN. 12 MADE)

- 1.000 — Jim Dunn vs. Tennessee Tech, 02/02/63
- 1.000 — Tony Wilson vs. Evansville, 12/06/82
- 1.000 — Jack Jennings at Kansas State, 03/18/92
- 1.000 — Nate Williams vs. Florida International, 01/31/02

### REBOUNDS

- 29 — Tom Marshall at Louisville, 12/30/53
- 27 — Granville Bunton vs. Morehead State, 03/07/72
- 25 — Tom Marshall vs. Regis, 01/29/54
- 25 — Charlie Osborne vs. East Tennessee, 12/09/60
- 25 — Harry Todd at Middle Tennessee, 02/13/62
- 25 — Ralph Townsend vs. East Tennessee, 02/15/64
- 25 — Jim McDaniels vs. East Tennessee, 02/15/71

### ASSISTS

- 14 — Ed Gampfer vs. Middle Tennessee, 03/02/74

### BLOCKS

- 9 — Chris Marcus vs. Tennessee State, 11/25/00
- 9 — Elgrace Wilborn vs. Florida International, 02/25/06

### STEALS

- 9 — Darnell Mee vs. Jacksonville, 02/11/93
- 9 — Darnell Mee at Louisiana Tech, 02/25/93

## TEAM

### POINTS SCORED

- 134 — vs. Middle Tennessee, 01/30/65
- 131 — vs. Old Dominion, 11/27/72
- 129 — vs. North Florida, 12/08/93

### FEWEST POINTS SCORED

- 11 — at Evansville, 02/26/27

### FIELD GOALS MADE

- 57 — vs. Old Dominion, 11/27/72

### FIELD GOALS ATTEMPTED

- 107 — vs. Middle Tennessee, 01/30/65
- 107 — vs. Middle Tennessee, 03/02/68

### FIELD GOAL PERCENTAGE

- .784 — at Dayton, 01/24/79

### THREE-POINT FIELD GOALS MADE

- 16 — at UAB, 11/20/05
- 16 — at Troy, 12/29/07

### THREE-POINT FIELD GOALS ATTEMPTED

- 39 — at Evansville, 12/03/02

### THREE-POINT FIELD GOAL PERCENTAGE

- .818 — vs. Jacksonville, 01/27/90

### FREE THROWS MADE

- 47 — vs. Tennessee Tech, 02/02/63

### FREE THROWS ATTEMPTED

- 55 — vs. Tennessee Tech, 02/02/63

### FREE THROW PERCENTAGE (MIN. 20 MADE)

- .917 — at East Tennessee State, 02/12/66

### REBOUNDS

- 83 — vs. Tampa, 02/08/64

### ASSISTS

- 32 — vs. North Florida, 12/08/93

### STEALS

- 22 — vs. North Florida, 11/08/83
- 22 — Jacksonville, 02/11/93

### BLOCKS

- 12 — vs. Tennessee State, 11/25/00

### DUNKS

- 11 — vs. South Alabama, 02/14/87

**GAMES PLAYED**

- 38 — Tellis Frank, 1986-87
- 38 — Kannard Johnson, 1986-87
- 38 — Brett McNeal, 1986-87
- 37 — Bryan Asberry, 1986-87
- 37 — Kurk Lee, 1986-87
- 37 — James McNary, 1986-87
- 36 — eight players, 2007-08

**GAMES STARTED**

- 38 — Tellis Frank, 1986-87
- 38 — Kannard Johnson, 1986-87
- 37 — Brett McNeal, 1986-87
- 36 — Tyrone Brazelton, 2007-08
- 36 — Courtney Lee, 2007-08
- 35 — Clarence Martin, 1986-87
- 34 — Orlando Mendez-Valdez, 2008-09
- 34 — A.J. Slaughter, 2009-10
- 33 — nine players, various years

**MINUTES PLAYED**

- 1,326 — Brett McNeal, 1986-87
- 1,250 — Tellis Frank, 1986-87
- 1,250 — Kannard Johnson, 1986-87
- 1,240 — A.J. Slaughter, 2009-10
- 1,138 — Orlando Mendez-Valdez, 2008-09
- 1,119 — Steffphon Pettigrew, 2009-10
- 1,107 — A.J. Slaughter, 2008-09
- 1,102 — Roland Shelton, 1989-90
- 1,097 — Patrick Sparks, 2002-03
- 1,091 — Brett McNeal, 1988-89
- 1,085 — Steffphon Pettigrew, 2010-11
- 1,082 — Brett McNeal, 1987-88
- 1,079 — Courtney Lee, 2007-08

**POINTS**

- 878 — Jim McDaniels, 1970-71
- 829 — Tom Marshall, 1953-54
- 735 — Courtney Lee, 2007-08
- 716 — Jim McDaniels, 1969-70
- 694 — Bobby Rascoe, 1961-62
- 684 — Tellis Frank, 1986-87
- 671 — Bob Lavoy, 1949-50
- 644 — Jim McDaniels, 1968-69
- 633 — Clem Haskins, 1964-65
- 621 — Brett McNeal, 1988-89

**SCORING AVERAGE (MIN. 75% GP)**

- 29.3 — Jim McDaniels, 1970-71
- 26.0 — Darel Carrier, 1963-64
- 25.9 — Tom Marshall, 1953-54
- 25.7 — Bobby Rascoe, 1961-62
- 24.8 — Jim McDaniels, 1968-69
- 23.4 — Clem Haskins, 1964-65
- 22.8 — Ralph Crosthwaite, 1957-58
- 20.8 — Ralph Crosthwaite, 1958-59
- 20.8 — Wayne Chapman, 1967-68
- 20.43 — Clem Haskins, 1965-66
- 20.42 — Courtney Lee, 2007-08

**FIELD GOALS**

- 357 — Jim McDaniels, 1970-71
- 305 — Jim McDaniels, 1969-70
- 282 — Tom Marshall, 1953-54
- 281 — Tellis Frank, 1986-87
- 273 — Jim McDaniels, 1968-69
- 271 — Bob Lavoy, 1949-50
- 259 — Courtney Lee, 2007-08
- 252 — Clem Haskins, 1964-65
- 248 — Bobby Rascoe, 1961-62
- 247 — Brett McNeal, 1986-87

**FIELD GOAL ATTEMPTS**

- 692 — Tom Marshall, 1953-54
- 684 — Jim McDaniels, 1970-71
- 628 — Bob Lavoy, 1949-50
- 561 — Clem Haskins, 1964-65
- 544 — Jim McDaniels, 1968-69

- 543 — Courtney Lee, 2007-08
- 542 — Tellis Frank, 1986-87
- 535 — Jim McDaniels, 1969-70
- 522 — Owen Lawson, 1955-56
- 519 — Brett McNeal, 1988-89

**FIELD GOAL PCT. (MIN. 100)**

- .685 (113-165) — Elgrace Wilborn, 2005-06
- .678 (179-264) — Nigel Dixon, 2003-04
- .6492 (137-211) — Jeremy Evans, 2009-10
- .6489 (122-188) — Elgrace Wilborn, 2004-05
- .645 (191-296) — Ralph Crosthwaite, 1958-59
- .634 (123-194) — Jeremy Evans, 2008-09
- .625 (165-264) — Craig McCormick, 1979-80
- .625 (110-176) — Deon Jackson, 1994-95
- .6102 (202-331) — Ralph Crosthwaite, 1957-58
- .6100 (122-200) — Darius Hall, 1992-93

**THREE-POINT FIELD GOALS**

- 101 — Orlando Mendez-Valdez, 2008-09
- 84 — Patrick Sparks, 2002-03
- 81 — Anthony Winchester, 2005-06
- 79 — A.J. Slaughter, 2009-10
- 77 — Anthony Winchester, 2004-05
- 76 — Brad Divine, 1996-97
- 75 — Roland Shelton, 1989-90
- 74 — Michael Fralix, 1994-95
- 73 — Joe Lightfoot, 1990-91
- 73 — Darnell Mee, 1992-93
- 72 — A.J. Slaughter, 2008-09
- 71 — Patrick Sparks, 2001-02

**THREE-POINT FIELD GOAL ATTEMPTS**

- 240 — Orlando Mendez-Valdez, 2008-09
- 229 — Patrick Sparks, 2002-03
- 220 — A.J. Slaughter, 2009-10
- 203 — Darnell Mee, 1992-93
- 198 — Anthony Winchester, 2005-06
- 198 — A.J. Slaughter, 2008-09
- 189 — Brad Divine, 1996-97
- 183 — Mike Wells, 2003-04
- 178 — Michael Fralix, 1994-95
- 174 — Courtney Lee, 2007-08
- 173 — Michael Fralix, 1993-94
- 172 — Joe Lightfoot, 1990-91

**THREE-POINT FIELD GOAL PCT. (MIN. 30)**

- .476 (30-63) — Roland Shelton, 1987-88
- .474 (45-95) — Orlando Mendez-Valdez, 2006-07
- .468 (36-77) — Joe Harney, 1996-97
- .456 (31-68) — Anthony Winchester, 2002-03
- .453 (77-170) — Anthony Winchester, 2004-05
- .451 (55-122) — Derek Robinson, 2001-02
- .448 (43-96) — Rich Burns, 1989-90
- .444 (75-169) — Roland Shelton, 1989-90
- .442 (46-104) — Darrin Horn, 1994-95
- .438 (42-96) — Benson Callier, 2005-06

**FREE THROWS**

- 265 — Tom Marshall, 1953-54
- 198 — Bobby Rascoe, 1961-62
- 189 — Charlie Osborne, 1959-60
- 176 — Charlie Osborne, 1960-61
- 171 — Bob Daniels, 1955-56
- 166 — Ralph Crosthwaite, 1957-58
- 164 — Jim McDaniels, 1970-71
- 159 — Ralph Crosthwaite, 1958-59
- 158 — Ralph Crosthwaite, 1956-57
- 149 — Lynn Cole, 1954-55

**FREE THROW ATTEMPTS**

- 359 — Tom Marshall, 1953-54
- 257 — Ralph Crosthwaite, 1957-58
- 249 — Ralph Crosthwaite, 1956-57
- 248 — Bobby Rascoe, 1961-62
- 236 — Charlie Osborne, 1959-60
- 232 — Ralph Crosthwaite, 1958-59
- 227 — Bob Daniels, 1955-56

- 225 — Lynn Cole, 1954-55
- 221 — Jim McDaniels, 1970-71
- 211 — Charlie Osborne, 1960-61

**FREE THROW PCT. (MIN. 60)**

- .901 (64-71) — Jim Dunn, 1962-63
- .878 (72-82) — Anthony Winchester, 2003-04
- .863 (63-73) — O. Mendez-Valdez, 2006-07
- .853 (64-75) — Brad Divine, 1996-97
- .848 (67-79) — Michael Fralix, 1995-96
- .847 (100-118) — Courtney Lee, 2005-06
- .840 (89-106) — Courtney Lee, 2006-07
- .837 (72-86) — Michael Fralix, 1993-94
- .834 (176-211) — Charles Osborne, 1960-61
- .833 (60-72) — Chuck Rawlings, 1973-74

**REBOUNDS**

- 477 — Tom Marshall, 1953-54
- 454 — Jim McDaniels, 1970-71
- 418 — Bob Daniels, 1955-56
- 412 — Art Spoelstra, 1953-54
- 397 — Tom Marshall, 1952-53
- 383 — Ralph Crosthwaite, 1957-58
- 374 — Chris Marcus, 2000-01
- 362 — Greg Smith, 1967-68
- 351 — Tom Marshall, 1951-52
- 340 — two players

**REBOUNDING AVERAGE (MIN 75% GP)**

- 15.3 — Ralph Crosthwaite, 1957-58
- 15.1 — Jim McDaniels, 1970-71
- 14.93 — Bob Daniels, 1955-56
- 14.91 — Tom Marshall, 1953-54
- 14.8 — Tom Marshall, 1950-51
- 14.6 — Tom Marshall, 1951-52
- 14.5 — Greg Smith, 1967-68
- 13.6 — Jim McDaniels, 1969-70
- 12.9 — Art Spoelstra, 1953-54
- 12.8 — two players

**ASSISTS**

- 202 — James McNary, 1986-87
- 195 — Patrick Sparks, 2002-03
- 182 — Gene Rhodes, 1951-52
- 175 — James McNary, 1985-86
- 167 — Gene Rhodes, 1950-51
- 159 — Anthony Palm, 1989-90
- 149 — Anthony Palm, 1990-91
- 147 — A.J. Slaughter, 2009-10
- 140 — Orlando Mendez-Valdez, 2008-09
- 134 — Tyrone Brazelton, 2007-08
- 132 — Kevin Dildy, 1981-82

**BLOCKS**

- 97 — Chris Marcus, 2000-01
- 83 — Elgrace Wilborn, 2004-05
- 78 — Elgrace Wilborn, 2005-06
- 76 — Chris Marcus, 1999-00
- 69 — Clarence Martin, 1986-87
- 68 — Jeremy Evans, 2008-09
- 61 — Jeremy Evans, 2009-10
- 57 — Darius Hall, 1994-95
- 56 — Juan Pattillo, 2010-11
- 52 — Cypheus Bunton, 1993-94
- 51 — Darnell Mee, 1991-92
- 51 — Jeremy Evans, 2007-08

**STEALS**

- 100 — Darnell Mee, 1992-93
- 94 — Darnell Mee, 1991-92
- 77 — Courtney Lee, 2005-06
- 76 — Mark Bell, 1992-93
- 73 — Patrick Sparks, 2002-03
- 68 — Chris Robinson, 1995-96
- 65 — Darnell Mee, 1990-91
- 65 — Courtney Lee, 2007-08
- 59 — Mark Bell, 1991-92
- 59 — Antonio Haynes, 2004-05



**GAMES PLAYED**

- 38 — 1986-87
- 36 — 2007-08
- 34 — 2008-09  
34 — 2009-10
- 33 — 2002-03  
33 — 2006-07
- 32 — 1953-54  
32 — 1991-92  
32 — 1992-93  
32 — 2001-02  
32 — 2010-11
- 31 — nine times, last 2005-06

**VICTORIES**

- 30 — 1937-38
- 29 — 1941-42  
29 — 1953-54  
29 — 1986-87  
29 — 2007-08
- 28 — 2001-02
- 27 — 1994-95
- 26 — 1951-52  
26 — 1992-93
- 25 — six times, last 2008-09

**LOSSES**

- 19 — 1997-98
- 18 — 1999-00
- 17 — 1983-84  
17 — 1989-90
- 16 — 1962-63  
16 — 1963-64  
16 — 1972-73  
16 — 1976-77  
16 — 1982-83  
16 — 1998-99  
16 — 2010-11

**POINTS**

- 2,989 — 1986-87
- 2,785 — 2007-08
- 2,730 — 1953-54
- 2,720 — 1992-93
- 2,592 — 1970-71
- 2,580 — 2006-07
- 2,557 — 1991-92
- 2,548 — 1952-53
- 2,493 — 1994-95
- 2,491 — 2001-02

**SCORING AVERAGE**

- 90.4 — 1969-70
- 87.8 — 1974-75
- 86.6 — 1965-66
- 86.4 — 1970-71
- 85.3 — 1953-54
- 85.0 — 1992-93
- 84.7 — 1975-76
- 84.3 — 1966-67
- 84.2 — 1990-91
- 83.4 — 1964-65

**FIELD GOALS**

- 1,171 — 1986-87
- 1,058 — 1970-71
- 1,019 — 1977-78
- 1,003 — 1975-76
- 993 — 2007-08
- 985 — 1953-54  
985 — 1992-93
- 979 — 1952-53
- 959 — 1951-52
- 953 — 1965-66

**FIELD GOAL ATTEMPTS**

- 2,392 — 1970-71
- 2,382 — 1952-53

- 2,373 — 1986-87
- 2,362 — 1953-54
- 2,339 — 1951-52
- 2,319 — 1949-50
- 2,227 — 1948-49
- 2,208 — 1950-51
- 2,130 — 1972-73
- 2,107 — 1977-78

**FIELD GOAL PERCENTAGE**

- .528 (799-1513) — 1981-82
- .524 (871-1662) — 1979-80
- .521 (837-1608) — 1978-79
- .505 (883-1748) — 1974-75
- .504 (796-1580) — 1980-81
- .501 (1003-2001) — 1975-76
- .493 (1171-2373) — 1986-87
- .484 (1019-2107) — 1977-78
- .482 (909-1887) — 2006-07
- .480 (985-2052) — 1992-93

**THREE-POINT FIELD GOALS**

- 279 — 2001-02
- 270 — 2007-08
- 266 — 2008-09
- 263 — 2006-07
- 257 — 2005-06
- 253 — 2002-03
- 240 — 2004-05
- 233 — 1990-91
- 225 — 2009-10
- 213 — 2000-01

**THREE-POINT FIELD GOAL ATTEMPTS**

- 734 — 2001-02
- 714 — 2008-09
- 695 — 2002-03
- 687 — 2007-08
- 663 — 2009-10
- 661 — 2005-06
- 651 — 2006-07
- 649 — 2004-05
- 646 — 1990-91
- 619 — 1991-92

**THREE-POINT FIELD GOAL PCT.**

- .404 (263-651) — 2006-07
- .402 (175-435) — 1989-90
- .393 (270-687) — 2007-08
- .389 (257-661) — 2005-06
- .380 (279-734) — 2001-02
- .3734 (93-249) — 1987-88
- .3725 (266-714) — 2008-09
- .371 (198-534) — 2003-04
- .370 (240-649) — 2004-05
- .364 (253-695) — 2002-03

**FREE THROWS**

- 760 — 1953-54
- 661 — 1954-55
- 590 — 1952-53  
590 — 1955-56
- 589 — 1986-87
- 576 — 1959-60
- 564 — 1958-59
- 554 — 1960-61
- 548 — 1949-50
- 545 — 1992-93

**FREE THROW ATTEMPTS**

- 1,077 — 1953-54
- 956 — 1954-55
- 932 — 1952-53
- 850 — 1992-93
- 849 — 1955-56
- 831 — 1986-87
- 817 — 1949-50
- 798 — 1958-59

- 782 — 1959-60
- 755 — 2007-08

**FREE THROW PERCENTAGE**

- .790 (342-433) — 1996-97
- .755 (538-713) — 1961-62
- .747 (554-742) — 1960-61
- .737 (576-782) — 1959-60
- .727 (472-649) — 1964-65  
.727 (362-498) — 1988-89
- .725 (499-688) — 2006-07
- .722 (489-677) — 1965-66
- .719 (427-594) — 1990-91
- .718 (380-529) — 1982-83  
.718 (465-648) — 1991-92

**REBOUNDS**

- 1,810 — 1953-54
- 1,764 — 1952-53
- 1,662 — 1951-52
- 1,626 — 1970-71
- 1,590 — 1950-51
- 1,516 — 1965-66
- 1,503 — 1986-87
- 1,456 — 1959-60
- 1,412 — 1972-73
- 1,408 — 1954-55

**REBOUNDING AVERAGE**

- 56.9 — 1952-53
- 56.6 — 1953-54
- 55.4 — 1969-70
- 55.1 — 1963-64
- 54.8 — 1950-51
- 54.2 — 1970-71
- 54.1 — 1965-66
- 53.6 — 1951-52  
53.6 — 1966-67
- 52.0 — 1959-60

**ASSISTS**

- 611 — 1986-87
- 516 — 1992-93
- 501 — 2001-02
- 494 — 1977-78
- 480 — 1994-95
- 475 — 1979-80
- 473 — 2002-03
- 468 — 1991-92
- 458 — 2007-08
- 456 — 1951-52

**BLOCKS**

- 155 — 2000-01
- 137 — 1993-94
- 135 — 2007-08
- 128 — 1994-95
- 124 — 1992-93  
124 — 2010-11
- 123 — 1986-87
- 121 — 2004-05
- 120 — 1991-92  
120 — 2002-03
- 119 — 1999-00

**STEALS**

- 358 — 1992-93
- 345 — 1991-92
- 288 — 2007-08
- 287 — 1993-94
- 271 — 1990-91
- 267 — 1994-95
- 246 — 2000-01
- 241 — 2004-05
- 239 — 1997-98
- 237 — 1986-87

**GAMES PLAYED**

- 141 — Lynn Cole, 1951-55
- 136 — Steffphon Pettigrew, 2008-11
- 135 — A.J. Slaughter, 2007-10
- 134 — Jeremy Evans, 2007-10
- 131 — Ty Rogers, 2005-08
- 127 — Courtney Lee, 2005-08
- 127 — Boris Siakam, 2005-08
- 127 — Orlando Mendez-Valdez, 2006-09
- 126 — Clarence Martin, 1983-87
- 126 — Kannard Johnson, 1984-87
- 125 — Darrin Horn, 1992-95
- 125 — David Boyden, 2000-03

**GAMES STARTED**

- 130 — Jeremy Evans, 2007-10
- 127 — Courtney Lee, 2005-08
- 123 — David Boyden, 2000-03
- 118 — Kannard Johnson, 1984-87
- 113 — Clarence Martin, 1983-87
- 101 — Bobby Jones, 1981-84
- 97 — Steffphon Pettigrew, 2008-11
- 96 — Brett McNeal, 1986-89
- 93 — Darrin Horn, 1992-95
- 93 — Filip Videnov, 2000-03
- 90 — Anthony Winchester, 2003-06

**MINUTES PLAYED**

- 3,957 — Courtney Lee, 2005-08
- 3,801 — Kannard Johnson, 1984-87
- 3,714 — Brett McNeal, 1986-89
- 3,621 — Steffphon Pettigrew, 2008-11
- 3,581 — Anthony Winchester, 2003-06
- 3,550 — A.J. Slaughter, 2007-10
- 3,339 — Chris Robinson, 1993-96
- 3,290 — Craig McCormick, 1979-82
- 3,283 — David Boyden, 2000-03
- 3,220 — Bobby Jones, 1981-84
- 3,150 — Jeremy Evans, 2007-10

**POINTS**

- 2,238 — Jim McDaniels, 1969-71
- 2,238 — Courtney Lee, 2005-08
- 2,076 — Ralph Crosthwaite, 1955, 1957-59
- 1,909 — Tom Marshall, 1951-54
- 1,856 — Brett McNeal, 1986-89
- 1,765 — Johnny Britt, 1973-76
- 1,738 — Kannard Johnson, 1984-87
- 1,732 — Anthony Winchester, 2003-06
- 1,680 — Clem Haskins, 1965-67
- 1,670 — Bobby Rascoe, 1960-62

**SCORING AVERAGE (MIN. 50 GP)**

- 27.6 — Jim McDaniels, 1969-71
- 22.1 — Clem Haskins, 1965-67
- 20.9 — Tom Marshall, 1951-54
- 20.8 — Bobby Rascoe, 1960-62
- 20.2 — Ralph Crosthwaite, 1955, 1957-59
- 19.1 — Darel Carrier, 1962-64
- 17.62 — Courtney Lee, 2005-08
- 17.60 — Jack Jennings, 1991-92
- 17.3 — Bob Lavoy, 1949-50
- 17.1 — Johnny Britt, 1973-76

**FIELD GOALS**

- 935 — Jim McDaniels, 1969-71
- 879 — Tom Marshall, 1951-54
- 802 — Courtney Lee, 2005-08
- 765 — Johnny Britt, 1973-76
- 739 — Art Spoelstra, 1951-54
- 734 — Ralph Crosthwaite, 1955, 1957-59
- 730 — Brett McNeal, 1986-89
- 693 — Kannard Johnson, 1984-87
- 642 — Chris Robinson, 1993-96
- 635 — Clem Haskins, 1965-67

**FIELD GOAL ATTEMPTS**

- 1,958 — Tom Marshall, 1951-54
- 1,763 — Jim McDaniels, 1969-71

- 1,729 — Courtney Lee, 2005-08
- 1,601 — Johnny Britt, 1973-76
- 1,596 — Brett McNeal, 1986-89
- 1,411 — Art Spoelstra, 1951-54
- 1,399 — Clem Haskins, 1965-67
- 1,391 — Richard White, 1951-53
- 1,372 — Chris Robinson, 1993-96
- 1,372 — Forest Able, 1954-56

**FIELD GOAL PCT. (MIN. 300 FGM)**

- .639 (427-668) — Jeremy Evans, 2007-10
- .621 (336-589) — Darius Hall, 1992-95
- .582 (734-1261) — Ralph Crosthwaite, 1955, '57-59
- .570 (524-920) — Craig McCormick, 1979-82
- .5583 (373-668) — Wilson James, 1975-76
- .5580 (418-749) — Chris Marcus, 2000-03
- .550 (341-620) — Greg Jackson, 1978-79
- .543 (306-564) — Clarence Martin, 1983-87
- .536 (693-1294) — Kannard Johnson, 1984-87
- .533 (516-968) — Tony Wilson, 1980-83
- .530 (935-1763) — Jim McDaniels, 1969-71

**THREE-POINT FIELD GOALS**

- 247 — Anthony Winchester, 2003-06
- 245 — Courtney Lee, 2005-08
- 211 — A.J. Slaughter, 2007-10
- 205 — Michael Fralieux, 1993-96
- 197 — Orlando Mendez-Valdez, 2006-09
- 193 — Ty Rogers, 2005-08
- 179 — Mike Wells, 2001-04
- 155 — Patrick Sparks, 2002-03
- 151 — Nashon McPherson, 1998-01
- 150 — Filip Videnov, 2000-03
- 149 — Roland Shelton, 1987-90

**THREE-POINT FIELD GOAL ATTEMPTS**

- 611 — Courtney Lee, 2005-08
- 594 — Anthony Winchester, 2003-06
- 561 — Michael Fralieux, 1993-96
- 561 — A.J. Slaughter, 2007-10
- 528 — Ty Rogers, 2005-08
- 492 — Mike Wells, 2001-04
- 466 — Orlando Mendez-Valdez, 2006-09
- 443 — Nashon McPherson, 1998-01
- 431 — Darnell Mee, 1991-93
- 395 — Filip Videnov, 2000-03
- 394 — Patrick Sparks, 2002-03

**THREE-POINT FIELD GOAL % (MIN. 75)**

- .427 (149-349) — Roland Shelton, 1987-90
- .423 (197-466) — O. Mendez-Valdez, 2006-09
- .417 (108-259) — Tyrone Brazelton, 2007-08
- .416 (247-594) — A. Winchester, 2003-06
- .405 (118-291) — Mark Bell, 1992-93
- .401 (245-611) — Courtney Lee, 2005-08
- .3934 (155-394) — Patrick Sparks, 2002-03
- .3932 (105-267) — Brad Divine, 1996-97
- .380 (150-395) — Filip Videnov, 2000-03
- .376 (211-561) — A.J. Slaughter, 2007-10
- .373 (133-357) — Joe Harney, 1996-99

**FREE THROWS**

- 608 — Ralph Crosthwaite, 1955, 1957-59
- 545 — Tom Marshall, 1951-54
- 511 — Charles Osborne, 1959-61
- 497 — Art Spoelstra, 1951-54
- 471 — Bobby Rascoe, 1960-62
- 410 — Clem Haskins, 1965-67
- 389 — Courtney Lee, 2005-08
- 368 — Jim McDaniels, 1969-71
- 353 — Bob Daniels, 1955-57
- 352 — Kannard Johnson, 1984-87

**FREE THROW ATTEMPTS**

- 930 — Ralph Crosthwaite, 1955, 1957-59
- 759 — Tom Marshall, 1951-54
- 698 — Art Spoelstra, 1951-54
- 638 — Charlie Osborne, 1959-61
- 616 — Bobby Rascoe, 1960-62
- 546 — Clem Haskins, 1965-67

- 514 — Jim McDaniels, 1969-71
- 480 — Bob Daniels, 1955-57
- 476 — Courtney Lee, 2005-08
- 471 — Kannard Johnson, 1984-87

**FREE THROW PCT. (MIN. 150)**

- .8173 (170-208) — O. Mendez-Valdez, 2006-09
- .8172 (389-476) — Courtney Lee, 2005-08
- .8103 (299-369) — A. Winchester, 2003-06
- .8098 (166-205) — Eric Back, 1956-58
- .808 (235-291) — Darrin Horn, 1992-95
- .801 (511-638) — Charles Osborne, 1959-61
- .800 (216-270) — Michael Fralieux, 1993-96
- .797 (224-281) — Mike Wells, 2001-04
- .784 (315-402) — A.J. Slaughter, 2007-10
- .782 (161-206) — James McNary, 1985-87
- .779 (159-204) — Jim Dunn, 1961-63

**REBOUNDS**

- 1,565 — Tom Marshall, 1951-54
- 1,367 — Art Spoelstra, 1951-54
- 1,309 — Ralph Crosthwaite, 1955, 1957-59
- 1,118 — Jim McDaniels, 1969-71
- 964 — Bob Daniels, 1955-57
- 932 — Greg Smith, 1966-68
- 924 — Harry Todd, 1960-62
- 888 — Dan King, 1951-54
- 856 — Dwight Smith, 1965-67
- 840 — Kannard Johnson, 1984-87

**REBOUND AVERAGE (MIN. 50 GP)**

- 14.2 — Tom Marshall, 1951-54
- 13.1 — Jim McDaniels, 1969-71
- 12.7 — Ralph Crosthwaite, 1955, 1957-59
- 12.1 — Bob Daniels, 1955-57
- 11.8 — Greg Smith, 1966-68
- 11.8 — Granville Bunton, 1972-73
- 11.6 — Harry Todd, 1960-62
- 11.3 — Art Spoelstra, 1951-54
- 11.0 — Dwight Smith, 1965-67
- 10.6 — Clem Haskins, 1965-67

**ASSISTS**

- 440 — James McNary, 1985-87
- 413 — Derek Robinson, 1999-02
- 375 — Bobby Jones, 1981-84
- 355 — Orlando Mendez-Valdez, 2006-09
- 354 — Brett McNeal, 1986-89
- 352 — Darrin Horn, 1992-95
- 332 — A.J. Slaughter, 2007-10
- 312 — Patrick Sparks, 2002-03
- 308 — Anthony Palm, 1990-91
- 305 — Michael Fralieux, 1993-96
- 281 — Courtney Lee, 2005-08

**BLOCKS**

- 224 — Jeremy Evans, 2007-10
- 214 — Chris Marcus, 2000-03
- 198 — Clarence Martin, 1983-87
- 161 — Elgrace Wilborn, 2005-06
- 125 — Darius Hall, 1992-95
- 110 — Darnell Mee, 1991-93
- 92 — Mike Wells, 2001-04
- 80 — Cypheus Bunton, 1993-94
- 78 — Courtney Lee, 2005-08
- 74 — Lee Lampley, 1997-00

**STEALS**

- 259 — Darnell Mee, 1991-93
- 242 — Courtney Lee, 2005-08
- 203 — Chris Robinson, 1993-96
- 169 — A.J. Slaughter, 2007-10
- 148 — Brett McNeal, 1986-89
- 146 — Darius Hall, 1992-95
- 139 — Darrin Horn, 1992-95
- 135 — Mark Bell, 1992-93
- 134 — Bobby Jones, 1981-84
- 124 — Derek Robinson, 1999-02
- 121 — Joe Harney, 1996-99

**MISCELLANEOUS FACTS**

E.A. Diddle Arena opened on December 7, 1963 with an 82-60 Vanderbilt victory

48 years • 656 games • 516-140 record • .787 winning percentage

**POINTS SCORED****TEAM**

134 – WKU vs. Middle Tennessee – 01/30/65 (WKU 134-84)

**BY OPPONENT**

114 – #25 Louisville – 12/22/10 (WKU 114-82)

**BY BOTH TEAMS**

237 – WKU 131, Old Dominion 106 – 11/27/72

**INDIVIDUAL**

55 – Clem Haskins (WKU) vs. Middle Tennessee – 01/30/65

**BY OPPOSING PLAYER**

41 – Harley Swift (East Tennessee) – 02/15/69

**FEWEST POINTS SCORED****TEAM**

29 – Asbury College – 01/03/01 (WKU 81-29)

**BY WKU**

47 – vs. Evansville – 11/23/99 (Evansville 52-47)

**BY BOTH TEAMS**

87 – WKU 45, Arkansas State 42 – 01/27/02

**FIELD GOALS MADE****TEAM**

56 – WKU vs. Old Dominion – 11/27/72

**INDIVIDUAL**

25 – Clem Haskins (WKU) vs. Middle Tennessee – 01/30/65

**BY OPPOSING PLAYER**

16 – Roy Ebron (Louisiana-Lafayette) – 12/04/71

**FIELD GOALS ATTEMPTED****TEAM**

107 – WKU vs. Middle Tennessee – 01/30/65

**BY OPPONENT**

99 – LaSalle – 02/25/64

**INDIVIDUAL**

38 – Clem Haskins (WKU) vs. Middle Tennessee – 01/30/65

**BEST FIELD GOAL PERCENTAGE****TEAM**

.771 (32-45) – WKU vs. UAB – 02/24/84 (WKU 89-76)

**INDIVIDUAL (MIN. 10 MADE)**

.923 (12-13) – Craig McCormick (WKU) vs. Morehead State – 01/31/80 (WKU 86-79)

**THREE-POINT FIELD GOALS MADE****TEAM**

16 – #25 Louisville – 12/22/10 (16-30) (Louisville 114-82)

**BY WKU**

14 – WKU vs. Middle Tennessee – 02/24/01 (14-24) (WKU 92-51)

14 – WKU vs. Murray State – 11/24/01 (14-26) (WKU 101-77)

14 – WKU vs. FIU – 02/07/05 (14-25) (WKU 83-67)

14 – WKU vs. South Alabama – 02/18/10 (14-32) (WKU 99-69)

**INDIVIDUAL**

9 – Johnny Miller (Louisiana Tech) – 02/15/97 (9-11) (LT 94-61)

**BY WKU PLAYER**

7 – Joe Lightfoot vs. UNC Charlotte – 02/09/91 (7-9) (WKU 104-97)

7 – Michael Fralix vs. Belmont – 12/10/94 (7-10) (WKU 113-79)

7 – Patrick Sparks vs. New Mexico State – 03/10/03 (7-12) (WKU 78-59)

**THREE-POINT FIELD GOALS ATTEMPTED****TEAM**

37 – Troy – 02/13/08 (11-37) (WKU 92-57)

**BY WKU**

33 – WKU vs. Bethune-Cookman – 12/23/91 (13-33) (WKU 105-78)

33 – WKU vs. New Orleans – 01/16/03 (11-33) (WKU 78-59)

33 – WKU vs. Murray State – 12/07/03 (10-33) (Murray State 100-95)

**INDIVIDUAL**

15 – Alphonso Ford (Mississippi Valley State) – 12/01/89 (3-15) (WKU 87-58)

15 – Greg Guy (UT-Pan American) – 01/27/93 (4-15) (WKU 105-49)

15 – Kyle Allen (Kentucky State) – 12/22/04 (6-15) (WKU 89-73)

**BY WKU PLAYER**

12 – Joe Lightfoot vs. South Alabama – 02/21/91 (7-12) (USA 100-91)

12 – Patrick Sparks vs. New Mexico State – 03/10/03 (7-12) (WKU 78-59)

12 – Mike Wells vs. Murray State – 12/07/03 (3-12) (Murray State 100-95)

**BEST THREE-POINT FIELD GOAL PERCENTAGE****TEAM (MIN. 10 ATTEMPTS)**

.818 (9-11) – WKU vs. Jacksonville – 01/27/90 (WKU 80-64)

**BY OPPONENT (MIN. 10 ATTEMPTS)**

.750 (9-12) – Louisville – 12/17/90 (UL 86-79)

**INDIVIDUAL (MIN. 5 ATTEMPTS)**

1.000 (5-5) – Joe Lightfoot (WKU) vs. Jacksonville – 02/04/91 (WKU 82-81)

1.000 (5-5) – Filip Videnov (WKU) vs. New Mexico St. – 01/13/02 (WKU 83-67)

**BY OPPOSING PLAYER**

1.000 (5-5) – Nate Burrell (Jacksonville) – 02/01/92 (WKU 90-67)

**FREE THROWS MADE****TEAM**

37 – WKU vs. LaSalle – 02/25/64 (WKU 107-95)

**INDIVIDUAL**

18 – Darel Carrier (WKU) vs. LaSalle – 02/25/64 (18-22) (WKU 107-95)

**FREE THROWS ATTEMPTED****TEAM**

52 – Tampa – 02/08/64 (WKU 126-79)

**INDIVIDUAL**

22 – Darel Carrier (WKU) vs. LaSalle – 02/25/64 (18-22) (WKU 107-95)

**BEST FREE THROW PERCENTAGE****TEAM**

1.000 (18-18) – Murray State – 02/06/67 (WKU 88-78 OT)

1.000 (16-16) – WKU vs. Austin Peay – 01/17/81 (WKU 70-58)

**INDIVIDUAL (MIN. 12 MADE)**

1.000 (15-15) – Tim Mahoney (Rollins) – 12/01/79 (WKU 104-73)

1.000 (14-14) – Dan Rudesill (Union (Tenn.)) – 12/05/68 (WKU 89-54)

1.000 (12-12) – Jerry Southwood (Vanderbilt) – 12/01/66 (VU 76-70)

1.000 (12-12) – Tony Wilson (WKU) vs. Evansville – 12/06/82 (WKU 74-61)

1.000 (12-12) – Marcus Cohen (South Alabama) – 01/24/93 (USA 101-98)

1.000 (12-12) – Derek Smith (Louisiana Tech) – 01/05/98 (WKU 69-67)

1.000 (12-12) – Nate Williams (WKU) vs. FIU – 01/31/02 (WKU 66-64)

**REBOUNDS****TEAM**

83 – WKU vs. Tampa – 02/08/64 (WKU 126-79)

**INDIVIDUAL**

25 – Ralph Townsend (WKU) vs. East Tennessee – 02/15/64 (WKU 79-68)

**BY OPPOSING PLAYER**

24 – Tommy Woods (East Tennessee) – 02/06/65 (WKU 96-79)

24 – Marcelous Starks (Murray State) – 01/26/74 (WKU 79-75 OT)

**MOST WKU VICTORIES**

16 – 2002-03 (16-0)

**UNDEFEATED SEASONS**

8 – 1965-66 (12-0); 1968-69 (12-0); 1969-70 (13-0); 1970-71 (11-0); 1994-95 (12-0); 2001-02 (14-0); 2002-03 (16-0); 2008-09 (13-0)

**CONSECUTIVE WKU VICTORIES**

43 – 01/17/68 through 02/17/71

(streak broken by Louisiana-Lafayette on 12/04/71, 105-84)

**CONSECUTIVE WKU LOSSES**

5 – 01/17/84 through 02/04/84

(streak broken vs. Old Dominion on 02/09/84, 70-67)

**LARGEST CROWD**

14,277 – WKU vs. Murray State – 02/27/71 (WKU 73-59)

**LARGEST CROWDS TO SEE THE HILLTOPPERS**

1. 31,765 — WKU 77, Kansas 75 (NCAA Final Four consolation game, Astrodome, Houston, Texas; March 20, 1971)
2. 31,428 — Villanova 92, WKU 89 (2OT) (NCAA Final Four semi-final, Astrodome, Houston, Texas; March 18, 1971)
3. 24,033 — Kentucky 93, WKU 83 (Rupp Arena, Lexington, Ky.; February 15, 1992)
4. 22,876 — Florida State 81, WKU 78 (OT) (Charlotte Coliseum, Charlotte, N.C.; March 25, 1993)
5. 21,250 — Illinois 65, WKU 60 (NCAA Tournament First Round, RCA Dome, Indianapolis, Ind.; March 20, 2003)
6. 20,863 — North Carolina 101, WKU 87 (Preseason NIT, Smith Center, Chapel Hill, N.C.; November 17, 1993)
7. 19,990 — Syracuse 94, WKU 86 (NCAA Tournament Second Round, Carrier Dome, Syracuse, N.Y.; March 15, 1987)
8. 19,531 — Louisville 102, WKU 75 (Freedom Hall, Louisville, Ky.; December 19, 2009)
9. 19,407 — Louisville 75, WKU 61 (Freedom Hall, Louisville, Ky.; December 9, 1989)
10. 19,368 — WKU 78, Louisville 77 (Freedom Hall, Louisville, Ky.; February 16, 1993)
11. 19,308 — Louisville 73, WKU 70 (Freedom Hall, Louisville, Ky.; December 14, 1985)
12. 19,075 — Kentucky 84, WKU 70 (Freedom Hall, Louisville, Ky.; December 21, 1990)
13. 19,056 — Louisville 84, WKU 71 (Freedom Hall, Louisville, Ky.; January 18, 1988)
14. 18,794 — Gonzaga 83, WKU 81 (NCAA Tournament Second Round, Rose Garden, Portland, Ore.; March 21, 2009)
15. 18,499 — Niagara 71, WKU 65 (NIT consolation game, Madison Square Garden, New York, N.Y.; March 13, 1954)
16. 18,427 — WKU 68, Louisville 65 (Freedom Hall, Louisville, Ky.; December 9, 2000)
17. 18,243 — South Carolina 86, WKU 84 (ECAC Holiday Festival championship game, Madison Square Garden, New York, N.Y.; December 30, 1970)

**WKU's RECORD BY DECADE AND SITE**

• No team from 1916-17 to 1920-21 due to World War I

<b>YEARS</b>	<b>OVERALL</b>	<b>HOME</b>	<b>AWAY</b>	<b>NEUTRAL</b>
1914-16*	7-2 (.777)	5-1 (.833)	2-1 (.667)	0-0 (.000)
1921-29*	72-46 (.610)	39-19 (.672)	28-23 (.549)	5-4 (.556)
1930-39	197-52 (.791)	90-15 (.857)	75-27 (.735)	32-10 (.762)
1940-49	222-66 (.771)	111-11 (.910)	74-42 (.638)	37-13 (.740)
1950-59	205-82 (.714)	104-10 (.912)	64-44 (.593)	37-28 (.569)
1960-69	166-89 (.651)	96-18 (.842)	46-53 (.465)	24-18 (.571)
1970-79	165-104 (.613)	100-30 (.769)	51-58 (.468)	14-16 (.467)
1980-89	180-118 (.604)	118-37 (.761)	50-70 (.417)	12-11 (.522)
1990-99	169-127 (.571)	94-37 (.718)	57-75 (.432)	18-15 (.545)
2000-09	230-97 (.703)	132-16 (.892)	69-64 (.519)	29-17 (.630)
2010-	30-25 (.545)	14-9 (.609)	11-12 (.478)	5-4 (.556)
<b>TOTALS</b>	<b>1643-808 (.670)</b>	<b>903-203 (.816)</b>	<b>527-469 (.529)</b>	<b>213-136 (.610)</b>

**RECORDS**



**CAREER 1,000-POINT SCORERS**

1. 2,238 — Jim McDaniels, 1969-71
- 2,238 — Courtney Lee, 2005-08
3. 2,076 — Ralph Crosthwaite, '55, '57-59
4. 1,909 — Tom Marshall, 1951-54
5. 1,856 — Brett McNeal, 1986-89
6. 1,765 — Johnny Britt, 1973-76
7. 1,738 — Kannard Johnson, 1984-87
8. 1,732 — Anthony Winchester, 2003-06
9. 1,680 — Clem Haskins, 1965-67
10. 1,670 — Bobby Rascoe, 1960-62
11. 1,656 — Chris Robinson, 1993-96
12. 1,581 — A.J. Slaughter, 2007-10
13. 1,544 — Steffphon Pettigrew, 2008-11
14. 1,510 — Art Spoelstra, 1952-54
15. 1,359 — Charlie Osborne, 1959-61
16. 1,354 — Craig McCormick, 1979-82
17. 1,323 — Tellis Frank, 1984-87
18. 1,318 — Darel Carrier, 1962-64
19. 1,314 — Chuck Rawlings, 1973-76
20. 1,305 — Tony Wilson, 1980-83
21. 1,292 — Wayne Chapman, 1966-68
22. 1,269 — Roland Shelton, 1987-90
23. 1,253 — Darnell Mee, 1991-93
24. 1,245 — Mike Wells, 2001-04
25. 1,221 — Forest "Frosty" Able, 1953-55
26. 1,211 — Bobby Jones, 1981-84
27. 1,206 — Owen Lawson, 1956-58
28. 1,205 — Michael Fraliex, 1993-96
29. 1,167 — David Boyden, 2000-03
30. 1,164 — Sergio Kersch, 2009-11
31. 1,142 — Dwight Smith, 1965-67
32. 1,133 — Jim Rose, 1969-71
33. 1,123 — Jack Turner, 1949-51, '54
34. 1,120 — Mike Prince, 1977-80
35. 1,115 — Darrin Horn, 1992-95
36. 1,113 — Chris Marcus, 2000-03
37. 1,071 — Bob Lavoy, 1948-50
38. 1,067 — Orlando Mendez-Valdez, 2006-09
39. 1,065 — Jeremy Evans, 2007-10
40. 1,060 — Bobby Jackson, 1961-63
41. 1,038 — Derek Robinson, 1999-02
42. 1,029 — Gene Rhodes, 1949-52
43. 1,010 — Carlisle Towery, 1938-40\*
- 1,010 — Bob Daniels, 1954-57
45. 1,006 — Don "Duck" Ray, 1942-43, '47-48
- 1,006 — John Oldham, 1943, '47-49

(\*) WKU's first 1,000-point scorer

**SEASON 500-POINT SCORERS**

1. 878 — Jim McDaniels, 1970-71
2. 829 — Tom Marshall, 1953-54
3. 735 — Courtney Lee, 2007-08
4. 716 — Jim McDaniels, 1969-70
5. 694 — Bobby Rascoe, 1961-62
6. 684 — Tellis Frank, 1986-87
7. 671 — Bob Lavoy, 1940-50
8. 644 — Jim McDaniels, 1968-69
9. 633 — Clem Haskins, 1964-65
10. 621 — Brett McNeal, 1988-89
11. 606 — Darnell Mee, 1992-93
12. 595 — A.J. Slaughter, 2009-10
13. 589 — Brett McNeal, 1986-87
14. 576 — Anthony Winchester, 2005-06
15. 573 — Tom Marshall, 1952-53
16. 572 — Clem Haskins, 1965-66
17. 570 — Ralph Crosthwaite, 1957-58
- 570 — Kannard Johnson, 1986-87
19. 568 — Johnny Britt, 1975-76
20. 564 — Anthony Winchester, 2004-05
21. 561 — Brett McNeal, 1987-88
22. 549 — Art Spoelstra, 1953-54
23. 546 — Darel Carrier, 1963-64
24. 545 — Roland Shelton, 1989-90
25. 541 — Ralph Crosthwaite, 1958-59
26. 537 — Mark Bell, 1992-93
27. 528 — Ralph Crosthwaite, 1956-57
28. 527 — Chris Robinson, 1994-95
29. 522 — Bobby Rascoe, 1960-61
- 522 — Courtney Lee, 2005-06
31. 520 — Courtney Lee, 2006-07
32. 519 — Wayne Chapman, 1967-68
33. 518 — Chris Marcus, 2000-01
- 518 — Tyrone Brazelton, 2007-08
35. 516 — Jack Jennings, 1991-92
36. 513 — A.J. Slaughter, 2008-09
37. 506 — Steffphon Pettigrew, 2009-10
38. 502 — Wilson James, 1975-76

**ALL-TIME SCORING LEADERS BY CLASS**

**FRESHMEN** (*varsity only*)

1. 461 — Courtney Lee, 2004-05
2. 437 — Ralph Crosthwaite, 1954-55
3. 386 — Mike Prince, 1976-77
4. 370 — Kannard Johnson, 1983-84
5. 343 — Patrick Sparks, 2001-02
6. 300 — Johnny Britt, 1972-73
7. 265 — Mike Wilson, 1988-89
8. 235 — Chris Robinson, 1992-93
9. 224 — Jeremy Evans, 2006-07
10. 200 — A.J. Slaughter, 2006-07
11. 199 — Caden Dickerson, 2009-10

**SOPHOMORES**

1. 644 — Jim McDaniels, 1968-69
2. 633 — Clem Haskins, 1964-65
3. 589 — Brett McNeal, 1986-87
4. 528 — Ralph Crosthwaite, 1956-57
5. 522 — Courtney Lee, 2005-06
6. 518 — Chris Marcus, 2000-01
7. 484 — Art Spoelstra, 1951-52
8. 471 — Bobby Rascoe, 1959-60
9. 468 — Owen Lawson, 1955-56
10. 459 — Johnny Britt, 1973-74

**JUNIORS**

1. 716 — Jim McDaniels, 1969-70
2. 573 — Tom Marshall, 1952-53
3. 572 — Clem Haskins, 1965-66
4. 570 — Ralph Crosthwaite, 1957-58
5. 564 — Anthony Winchester, 2004-05
6. 561 — Brett McNeal, 1987-88
7. 527 — Chris Robinson, 1994-95
8. 522 — Bobby Rascoe, 1960-61
9. 520 — Courtney Lee, 2006-07
10. 513 — A.J. Slaughter, 2008-09
11. 506 — Steffphon Pettigrew, 2009-10

**SENIORS**

1. 878 — Jim McDaniels, 1970-71
2. 829 — Tom Marshall, 1953-54
3. 735 — Courtney Lee, 2007-08
4. 694 — Bobby Rascoe, 1961-62
5. 684 — Tellis Frank, 1986-87
6. 671 — Bob Lavoy, 1949-50
7. 621 — Brett McNeal, 1988-89
8. 606 — Darnell Mee, 1992-93
9. 595 — A.J. Slaughter, 2009-10
10. 576 — Anthony Winchester, 2005-06
11. 570 — Kannard Johnson, 1986-87



## SCORING

YEAR	PLAYER	FGs	FTs	PTS	AVG
1922-23	W.B. Owen	—	—	—	—
1923-24	Harry "Pap" Glenn	—	—	—	—
1924-25	Harry "Pap" Glenn	—	—	—	—
1925-26	Ted Hornback	—	—	119	9.0
1926-27	Ted Hornback	—	—	—	—
1927-28	Ted Hornback	—	—	—	—
1928-29	Ted Hornback	—	—	—	—
1929-30	Turner Elrod	—	—	—	—
1930-31	Orlie Lawrence	—	—	—	—
1931-32	Tom Hobbs	—	—	—	—
1932-33	Tom Hobbs	—	—	—	—
1933-34	Tom Hobbs	—	—	—	—
1934-35	Brad Mutchler	63	57	183	9.6
1935-36	Brad Mutchler	—	—	—	—
1936-37	Harry Saddler	59	45	163	10.2
1937-38	Harry Saddler	103	53	259	11.8
1938-39	Harry Saddler	109	53	271	15.9
1939-40	Carlyle Towery	133	51	317	13.8
1940-41	Carlyle Towery	152	55	359	17.1
1941-42	Buck Snyder	—	—	303	10.4
1942-43	Don Ray	99	35	233	11.7
1943-44	Jim Huter*	71	34	176	10.3
	Lawrence Jones*	103	46	218	9.9
1944-45	Kenneth Sinkhorn	109	46	264	9.8
1945-46	Chalmers Embry	174	65	413	12.5
1946-47	Odie Spears	161	81	403	13.9
1947-48	Odie Spears	167	85	419	14.0
1948-49	Bob Lavoy	149	73	371	12.8
1949-50	Bob Lavoy	271	129	671	21.7
1950-51	Rip Gish	191	92	474	16.3
1951-52	Art Spoelstra	175	128	478	15.4
1952-53	Tom Marshall	224	125	573	18.5
1953-54	Tom Marshall	282	265	829	25.9
1954-55	Lynn Cole	151	149	451	16.7
1955-56	Forest Able	182	106	470	18.1
1956-57	Ralph Crosthwaite	185	158	528	20.3
1957-58	Ralph Crosthwaite	202	166	570	22.8
1958-59	Ralph Crosthwaite	191	159	541	20.8
1959-60	Charlie Osborne	154	189	497	17.8
1960-61	Bobby Rascoe	187	148	522	20.1
1961-62	Bobby Rascoe	248	198	694	25.7
1962-63	Darel Carrier	161	81	403	19.2
1963-64	Darel Carrier	208	130	546	26.0
1964-65	Clem Haskins	252	129	633	23.4
1965-66	Clem Haskins	213	146	572	20.4
1966-67	Clem Haskins	170	135	475	22.6
1967-68	Wayne Chapman	213	93	519	20.8
1968-69	Jim McDaniels	273	98	644	24.8
1969-70	Jim McDaniels	305	106	716	28.6
1970-71	Jim McDaniels	357	164	878	29.3
1971-72	Jerry Dunn	186	123	495	19.0
1972-73	Tony Stroud	136	54	326	13.0
1973-74	Johnny Britt	205	49	459	18.4
1974-75	Johnny Britt	195	48	438	18.3
1975-76	Johnny Britt	233	102	568	19.6
1976-77	Aaron Bryant*	127	60	314	20.9
	Mike Prince*	170	46	386	14.8
1977-78	James Johnson	201	97	499	18.5
1978-79	Greg Jackson	174	106	454	18.2
1979-80	Craig McCormick	165	94	424	14.6
1980-81	Tony Wilson	163	97	423	14.6
1981-82	Craig McCormick	161	94	416	14.3
1982-83	Tony Wilson	158	76	393	14.6
1983-84	Bobby Jones	165	68	398	13.7
1984-85	Kannard Johnson	172	75	419	15.0
1985-86	Billy Gordon	195	34	424	14.1
1986-87	Tellis Frank	281	122	684	18.0
1987-88	Brett McNeal	213	100	561	20.0
1988-89	Brett McNeal	231	112	621	21.4
1989-90	Roland Shelton	197	75	545	18.2
1990-91	Jack Jennings	160	112	452	16.1
1991-92	Jack Jennings	184	127	516	19.1
1992-93	Darnell Mee	200	133	606	18.9
1993-94	Chris Robinson	187	49	457	14.7
1994-96	Chris Robinson	203	86	527	17.0
1995-96	Chris Robinson	163	81	437	16.8
1996-97	Tony Lovan	156	67	404	15.0
1997-98	Steven Bides	157	46	408	14.1
1998-99	Joe Harney	95	66	297	10.2
1999-00	Lee Lampley	140	82	395	14.1

2000-01	Chris Marcus	197	124	518	16.7
2001-02	Chris Marcus*	83	73	239	15.9
	David Boyden*	147	40	360	11.3
2002-03	Patrick Sparks	142	72	440	13.3
2003-04	Nigel Dixon	179	87	445	15.9
2004-05	Anthony Winchester	196	95	564	18.2
2005-06	Anthony Winchester	201	93	576	18.6
2006-07	Courtney Lee	187	89	520	17.3
2007-08	Courtney Lee	259	148	735	20.4
2008-09	A.J. Slaughter	171	99	513	16.0
2009-10	A.J. Slaughter	184	148	595	17.5
2010-11	Sergio Kerusch	193	67	499	15.6

(\* One player led in average and the other in total points  
**Note:** The 1982-83 season and every year since (and including) 1986-87 includes 3-point field goals

## REBOUNDING

YEAR	PLAYER	REBS	AVG
1950-51	Rip Gish	—	15.5
1951-52	<i>not available</i>		
1952-53	Tom Marshall	397	12.8
1953-54	Tom Marshall	477	14.9
1954-55	Ralph Crosthwaite	282	10.9
1955-56	Bob Daniels	418	14.9
1956-57	Ralph Crosthwaite	310	11.9
1957-58	Ralph Crosthwaite	383	15.3
1958-59	Ralph Crosthwaite	334	12.8
1959-60	Harry Todd	297	10.6
1960-61	Harry Todd	301	11.6
1961-62	Harry Todd	326	12.5
1962-63	Bobby Jackson	197	9.4
1963-64	Ray Keeton	252	12.6
1964-65	Dwight Smith	304	11.3
1965-66	Greg Smith	287	10.3
1966-67	Dwight Smith	285	11.9
1967-68	Greg Smith	362	14.5
1968-69	Jim McDaniels	324	12.5
1969-70	Jim McDaniels	340	13.6
1970-71	Jim McDaniels	454	15.1
1971-72	Granville Bunton	287	11.5
1972-73	Granville Bunton	314	12.1
1973-74	Kent Allison	259	10.4
1974-75	Mike Odemns	280	11.7
1975-76	James Johnson	256	8.8
1976-77	James Johnson	160	10.0
1977-78	James Johnson	261	9.7
1978-79	Greg Jackson	221	8.8
1979-80	Craig McCormick	193	6.7
1980-81	Craig McCormick	187	6.9
1981-82	Craig McCormick	176	6.1
1982-83	Tony Wilson	164	6.1
1983-84	Gary Carver	181	6.5
1984-85	Kannard Johnson	180	6.4
1985-86	Clarence Martin	208	6.7
1986-87	Kannard Johnson	310	8.2
1987-88	Anthony Smith	291	10.4
1988-89	Anthony Smith	282	10.1
1989-90	Rodney Ross	267	9.5
1990-91	Jack Jennings	238	8.5
1991-92	Jack Jennings	178	6.6
1992-93	Darius Hall	195	6.1
1993-94	Cypheus Bunton	204	6.6
1994-95	Darius Hall	227	7.3
1995-96	Tony Lovan	223	8.3
1996-97	Tony Lovan	157	5.8
1997-98	Steven Bides*	181	6.2
	Ravon Farris*	138	6.9
1998-99	Ravon Farris	148	5.1
1999-00	Chris Marcus	275	9.5
2000-01	Chris Marcus#	374	12.1
2001-02	Chris Marcus*	134	8.9
	David Boyden*	195	6.1
2002-03	David Boyden	175	5.3
2003-04	Nigel Dixon	287	10.3
2004-05	Anthony Winchester	223	7.2
2005-06	Courtney Lee	189	6.3
2006-07	Jeremy Evans	182	5.7
2007-08	Jeremy Evans	176	5.2
2008-09	Sergio Kerusch	252	7.4
2009-10	Sergio Kerusch*	144	7.2
	Jeremy Evans*	235	6.9

2010-11	Juan Pattillo	290	9.1
---------	---------------	-----	-----

(\* One player led in average and the other in total rebs  
 (#) Led nation in rebounding

## FIELD GOAL PERCENTAGE\*

YEAR	PLAYER	FGM-FGA	PCT
1952-53	Art Spoelstra	188-356	.528
1953-54	Art Spoelstra	202-381	.530
1954-55	Ralph Crosthwaite	156-285	.547
1955-56	Ronnie Clark	80-182	.440
1956-57	Ralph Crosthwaite	185-349	.530
1957-58	Ralph Crosthwaite	202-331	.610
1958-59	Ralph Crosthwaite	191-296	.645
1959-60	Charlie Osborne	154-301	.512
1960-61	Bobby Rascoe	187-364	.514
1961-62	Bobby Rascoe	248-493	.503
1962-63	Darel Carrier	161-350	.460
1963-64	Steve Cunningham	53-117	.453
1964-65	Steve Cunningham	146-294	.497
1965-66	Greg Smith	115-222	.518
1966-67	Dwight Smith	145-289	.502
1967-68	Greg Smith	136-285	.477
1968-69	Jim McDaniels	273-544	.502
1969-70	Jim McDaniels	305-535	.570
1970-71	Jim McDaniels	357-684	.522
1971-72	Ray Bowerman	55-104	.507
1972-73	Ray Bowerman	100-190	.526
1973-74	Mike Warner	54-104	.519
1974-75	Mike Odemns	177-307	.557
1975-76	Lloyd Terry	68-121	.562
1976-77	James Johnson	96-178	.539
1977-78	James Johnson	201-358	.561
1978-79	Greg Jackson	174-299	.582
1979-80	Craig McCormick	165-264	.625
1980-81	Tony Wilson	163-290	.562
1981-82	Craig McCormick	161-281	.573
1982-83	Clarence Martin	68-121	.562
1983-84	Kannard Johnson	147-242	.607
1984-85	Kannard Johnson	172-326	.528
1985-86	Clarence Martin	69-130	.531
1986-87	Clarence Martin	106-174	.609
1987-88	Anthony Smith	129-237	.544
1988-89	Anthony Smith	138-286	.483
1989-90	Rodney Ross	89-174	.511
1990-91	Darnell Mee	107-234	.457
1991-92	Jack Jennings	184-355	.518
1992-93	Darius Hall	122-200	.610
1993-94	Deon Jackson	70-109	.642
1994-95	Deon Jackson	110-176	.625
1995-96	Pop Thornton	108-203	.532
1996-97	Ravon Farris	63-118	.534
1997-98	Maurice Strong	71-127	.559
1998-99	Kareem Abdul-Jabbar	63-113	.558
1999-00	Chris Marcus	133-223	.596
2000-01	Chris Marcus	197-360	.547
2001-02	Chris Marcus	83-157	.529
2002-03	Nate Williams	110-215	.512
2003-04	Nigel Dixon#	179-264	.678
2004-05	Elgrace Wilborn	122-188	.649
2005-06	Elgrace Wilborn	113-165	.685
2006-07	Jeremy Evans	87-135	.644
2007-08	Jeremy Evans	80-128	.625
2008-09	Jeremy Evans	123-194	.634
2009-10	Jeremy Evans	137-211	.649
2010-11	Juan Pattillo	160-321	.498

(\* minimum 100 attempts  
 (#) Led nation in field-goal percentage

ANNUAL LEADERS

**THREE-POINT FIELD GOALS**

YEAR	PLAYER	3PM
1982-83	Bobby Jones	24
1983-84 thru 1985-86 — no three-point goal		
1986-87	Brett McNeal	36
1987-88	Brett McNeal	35
1988-89	Brett McNeal	47
1989-90	Roland Shelton	75
1990-91	Joe Lightfoot	73
1991-92	Darnell Mee	52
1992-93	Darnell Mee	73
1993-94	Michael Fraliex	62
1994-95	Michael Fraliex	74
1995-96	Michael Fraliex	51
1996-97	Brad Divine	76
1997-98	Steven Bides	48
1998-99	Joe Harney	41
1999-00	Tremain Rowles	39
2000-01	Nashon McPherson	58
2001-02	Patrick Sparks	71
2002-03	Patrick Sparks	84
2003-04	Mike Wells	68
2004-05	Anthony Winchester	77
2005-06	Anthony Winchester	81
2006-07	Ty Rogers	65
2007-08	Tyrone Brazelton Courtney Lee	69 69
2008-09	Orlando Mendez-Valdez	101
2009-10	A.J. Slaughter	79
2010-11	Sergio Kerusch Kahlil McDonald	46 46

**THREE-POINT FIELD GOAL PCT.\***

YEAR	PLAYER	3PM-3PA	PCT
1982-83	Bobby Jones	24-67	.358
1983-84 thru 1986-87 — no three-point goal			
1987-88	Roland Shelton	30-63	.476
1988-89	Roland Shelton	43-104	.413
1989-90	Rich Burns	58-126	.448
1990-91	Joe Lightfoot	73-172	.434
1991-92	Mark Bell	50-125	.400
1992-93	Mark Bell	68-166	.410
1993-94	Kevin Willard	28-69	.406
1994-95	Darrin Horn	46-104	.442
1995-96	Rob Williams	34-79	.430
1996-97	Joe Harney	36-77	.468
1997-98	Joe Harney	37-102	.363
1998-99	Tremain Rowles	22-61	.361
1999-00	Tremain Rowles	39-94	.415
2000-01	Filip Videnov	34-83	.410
2001-02	Derek Robinson	55-122	.451
2002-03	Anthony Winchester	31-68	.456
2003-04	Antonio Haynes	52-130	.400
2004-05	Anthony Winchester	77-170	.453
2005-06	Benson Callier	42-96	.438
2006-07	Orlando Mendez-Valdez	45-95	.474
2007-08	A.J. Slaughter	34-78	.436
2008-09	Orlando Mendez-Valdez	101-240	.421
2009-10	Caden Dickerson	44-103	.427
2010-11	Caden Dickerson	40-103	.388

(\* minimum 60 attempts)

**FREE THROW PERCENTAGE\***

YEAR	PLAYER	FTM-FTA	PCT
1952-53	Lynn Cole	39-54	.722
1953-54	Jack Turner	134-171	.784
1954-55	Jerry Whitsell	113-144	.785
1955-56	Forest Able	106-131	.809
1956-57	Eric Back	59-69	.855
1957-58	Eric Back	45-57	.789
1958-59	Charlie Osborne	146-191	.764
1959-60	Charlie Osborne	189-236	.801
1960-61	Charlie Osborne	176-211	.834
1961-62	Bobby Rascoe	198-248	.798
1962-63	Jim Dunn	64-71	.901
1963-64	Ralph Baker	45-53	.849
1964-65	Steve Cunningham	84-105	.800
1965-66	Steve Cunningham	78-96	.813
1966-67	Butch Kaufman	65-79	.823
1967-68	Butch Kaufman	58-73	.795
1968-69	Rich Hendrick	96-126	.762

1969-70	Jim McDaniels	106-141	.752
1970-71	Jim McDaniels	164-221	.742
1971-72	Terry Davis	61-81	.753
1972-73	Ray Bowerman	33-51	.647
1973-74	Chuck Rawlings	60-72	.833
1974-75	Chuck Rawlings	67-85	.788
1975-76	Johnny Britt	102-136	.750
1976-77	Aaron Bryant	60-88	.682
1977-78	Mike Prince	60-89	.674
1978-79	Trey Trumbo	69-91	.758
1979-80	Trey Trumbo	77-97	.794
1980-81	Craig McCormick	99-136	.728
1981-82	Craig McCormick	94-124	.758
1982-83	Percy White	81-101	.802
1983-84	Kannard Johnson	76-94	.809
1984-85	James McNary	39-51	.765
1985-86	James McNary	72-88	.818
1986-87	Kannard Johnson	122-152	.803
1987-88	Steve Miller	45-58	.776
1988-89	Brett McNeal	112-139	.806
1989-90	Roland Shelton	76-109	.697
1990-91	Anthony Palm	68-85	.800
1991-92	Harold Thompkins	88-110	.800
1992-93	Darrin Horn	67-88	.761
1993-94	Michael Fraliex	72-86	.837
1994-95	Darrin Horn	67-82	.817
1995-96	Michael Fraliex	67-79	.848
1996-97	Brad Divine	64-75	.853
1997-98	Steven Bides	46-65	.708
1998-99	Joe Harney	66-81	.815
1999-00	Derek Robinson	73-90	.811
2000-01	Nashon McPherson	60-81	.741
2001-02	Mike Wells	58-72	.806
2002-03	Anthony Winchester	39-50	.780
2003-04	Anthony Winchester	72-82	.878
2004-05	Anthony Winchester	95-115	.826
2005-06	Courtney Lee	100-118	.847
2006-07	Orlando Mendez-Valdez	63-73	.863
2007-08	Courtney Lee	148-180	.822
2008-09	Orlando Mendez-Valdez	61-78	.782
2009-10	A.J. Slaughter	148-179	.827
2010-11	Kahlil McDonald	41-56	.732

(\* minimum 50 attempts)

**ASSISTS**

YEAR	PLAYER	ASSISTS
1951-52	Gene Rhodes	182
1952-53 thru 1967-68 — not available		
1968-69	Rich Hendrick	110
1969-70	Gary Sundmacker	83
1970-71	Rex Bailey	106
1971-72	Rex Bailey	72
1972-73	Tony Stroud	82
1973-74	Calvin Wade	84
1974-75	Calvin Wade	120
1975-76	Johnny Britt	118
1976-77	Steve Ashby	105
1977-78	Steve Ashby	104
1978-79	Trey Trumbo	95
1979-80	Trey Trumbo	109
1980-81	Kevin Dildy	101
1981-82	Kevin Dildy	132
1982-83	Bobby Jones	111
1983-84	Bobby Jones	109
1984-85	Dennis Johnson	88
1985-86	James McNary	175
1986-87	James McNary	202
1987-88	Brett McNeal	112
1988-89	Brett McNeal	124
1989-90	Anthony Palm	159
1990-91	Anthony Palm	149
1991-92	Mark Bell	123
1992-93	Mark Bell	124
1993-94	Michael Fraliex	107
1994-95	Michael Fraliex	106
1995-96	Rob Williams	82
1996-97	Rob Williams	111
1997-98	Rashon Brown	69
1998-99	Rashon Brown	86
1999-00	Derek Robinson	126
2000-01	Derek Robinson	121

2001-02	Derek Robinson	126
2002-03	Patrick Sparks	195
2003-04	Antonio Haynes	117
2004-05	Antonio Haynes	127
2005-06	Courtney Lee	86
2006-07	Tyrone Brazelton	131
2007-08	Tyrone Brazelton	134
2008-09	Orlando Mendez-Valdez	140
2009-10	A.J. Slaughter	147
2010-11	Jamal Crook	112

**STEALS**

YEAR	PLAYER	STEALS
1978-79	Trey Trumbo	32
1979-80	Trey Trumbo	45
1980-81	Mike Reese	37
1981-82	Kevin Dildy	41
1982-83	Bobby Jones	39
1983-84	Bobby Jones	43
1984-85	Dennis Johnson	42
1985-86	Billy Gordon	40
1986-87	James McNary	44
1987-88	Brett McNeal	46
1988-89	Brett McNeal	55
1989-90	Anthony Palm	54
1990-91	Darnell Mee	65
1991-92	Darnell Mee	94
1992-93	Darnell Mee	100
1993-94	Chris Robinson	49
1994-95	Chris Robinson	58
1995-96	Chris Robinson	68
1996-97	Tony Lovan	38
1997-98	Steven Bides	36
1998-99	Rashon Brown	46
1999-00	Derek Robinson	32
2000-01	Raynardo Curry	44
2001-02	Raynardo Curry	50
2002-03	Patrick Sparks	73
2003-04	Mike Wells	41
2004-05	Antonio Haynes	59
2005-06	Courtney Lee	77
2006-07	Courtney Lee	45
2007-08	Courtney Lee	65
2008-09	A.J. Slaughter	43
2009-10	A.J. Slaughter	54
2010-11	Juan Pattillo	48

**BLOCKED SHOTS**

YEAR	PLAYER	TOTAL
1979-80	Craig McCormick	26
1980-81	Craig McCormick	21
1981-82	Craig McCormick	24
1982-83	Clarence Martin	37
1983-84	Kannard Johnson	18
1984-85	Clarence Martin	36
1985-86	Clarence Martin	46
1986-87	Clarence Martin	69
1987-88	Anthony Smith	27
1988-89	Anthony Smith	30
1989-90	Jerry Anderson	37
1990-91	Darnell Mee	25
1991-92	Darnell Mee	51
1992-93	Darnell Mee	34
1993-94	Cyphus Bunton	52
1994-95	Darius Hall	57
1995-96	Pop Thornton	33
1996-97	Ravon Farris	12
1997-98	Greg Springfield	40
1998-99	Nashon McPherson	8
1999-00	Chris Marcus	76
2000-01	Chris Marcus	97
2001-02	Chris Marcus	39
2002-03	Mike Wells	47
2003-04	Mike Wells	22
2004-05	Elgrace Wilborn	83
2005-06	Elgrace Wilborn	78
2006-07	Jeremy Evans	44
2007-08	Jeremy Evans	51
2008-09	Jeremy Evans	68
2009-10	Jeremy Evans	61
2010-11	Juan Pattillo	56

**JIM McDANIELS CAREER STATISTICS**

YEAR	G	MIN	FGM-FGA	PCT	3PT-ATT	PCT	FTM-FTA	PCT	REB-AVG	PF	AST-AVG	TO	BLK	STL	PTS-AVG
1968-69	26	--	273-544	.502	--	--	98-152	.645	324-12.5	92	--	--	--	--	644-24.8
1969-70	25	--	305-535	.570	--	--	106-141	.752	340-13.6	81	--	--	--	--	716-26.7
1970-71	30	--	357-684	.522	--	--	164-221	.742	454-15.1	105	--	--	--	--	878-27.6
<b>CAREER</b>	<b>81</b>	<b>--</b>	<b>935-1763</b>	<b>.530</b>	<b>--</b>	<b>--</b>	<b>368-514</b>	<b>.716</b>	<b>1118-13.8</b>	<b>278</b>	<b>--</b>	<b>--</b>	<b>--</b>	<b>--</b>	<b>2238-27.6</b>

**COURTNEY LEE CAREER STATISTICS**

YEAR	G	MIN	FGM-FGA	PCT	3PT-ATT	PCT	FTM-FTA	PCT	REB-AVG	PF	AST-AVG	TO	BLK	STL	PTS-AVG
2004-05	31	1028	176-391	.450	57-143	.399	52-72	.722	160-5.2	85	63-2.03	72	17	55	461-14.9
2005-06	30	932	180-399	.451	62-152	.408	100-118	.847	189-6.3	71	86-2.87	82	10	77	522-17.4
2006-07	30	918	187-396	.472	57-142	.401	89-106	.840	139-4.6	78	57-1.90	83	23	45	520-17.3
2007-08	36	1079	259-543	.477	69-174	.397	148-180	.822	175-4.9	87	75-2.08	84	28	65	735-20.4
<b>CAREER</b>	<b>127</b>	<b>3957</b>	<b>802-1729</b>	<b>.464</b>	<b>245-611</b>	<b>.401</b>	<b>389-476</b>	<b>.817</b>	<b>663-5.2</b>	<b>321</b>	<b>281-2.21</b>	<b>321</b>	<b>78</b>	<b>242</b>	<b>2238-17.6</b>

**RALPH CROSTHWAITE CAREER STATISTICS**

YEAR	G	MIN	FGM-FGA	PCT	3PT-ATT	PCT	FTM-FTA	PCT	REB-AVG	PF	AST-AVG	TO	BLK	STL	PTS-AVG
1954-55	26	--	156-285	.547	--	--	125-192	.651	282-10.9	84	--	--	--	--	437-16.8
1956-57	26	--	185-349	.530	--	--	158-249	.635	310-11.9	99	--	--	--	--	528-20.3
1957-58	25	--	202-331	.610	--	--	166-257	.646	383-15.3	91	--	--	--	--	570-22.8
1958-59	26	--	191-296	.645	--	--	159-232	.685	334-12.8	89	--	--	--	--	541-20.8
<b>CAREER</b>	<b>103</b>	<b>--</b>	<b>734-1261</b>	<b>.582</b>	<b>--</b>	<b>--</b>	<b>608-930</b>	<b>.653</b>	<b>1309-12.7</b>	<b>363</b>	<b>--</b>	<b>--</b>	<b>--</b>	<b>--</b>	<b>2076-20.1</b>

**TOM MARSHALL CAREER STATISTICS**

YEAR	G	MIN	FGM-FGA	PCT	3PT-ATT	PCT	FTM-FTA	PCT	REB-AVG	PF	AST-AVG	TO	BLK	STL	PTS-AVG
1950-51	13	--	17-60	.283	--	--	17-24	.708	--	--	--	--	--	--	51-3.9
1951-52	24	--	189-385	.491	--	--	78-111	.703	351-14.6	59	66-2.8	--	--	--	456-19.0
1952-53	31	--	224-510	.439	--	--	125-181	.691	397-12.8	81	--	--	--	--	573-18.5
1953-54	32	--	282-692	.408	--	--	265-359	.738	477-14.9	84	--	--	--	--	829-25.9
<b>CAREER</b>	<b>100</b>	<b>--</b>	<b>712-1647</b>	<b>.432</b>	<b>--</b>	<b>--</b>	<b>485-675</b>	<b>.718</b>	<b>1225-12.3</b>	<b>224</b>	<b>--</b>	<b>--</b>	<b>--</b>	<b>--</b>	<b>1909-19.1</b>

**BRETT McNEAL CAREER STATISTICS**

YEAR	G	MIN	FGM-FGA	PCT	3PT-ATT	PCT	FTM-FTA	PCT	REB-AVG	PF	AST-AVG	TO	BLK	STL	PTS-AVG
1985-86	25	215	39-88	.443	0-0	.000	7-15	.467	27-1.1	20	16-0.64	15	0	9	85-3.4
1986-87	38	1326	247-500	.494	36-91	.396	59-76	.396	121-3.2	60	102-2.7	85	4	38	589-15.5
1987-88	28	1082	213-489	.436	35-105	.333	100-133	.752	87-3.1	55	112-4.0	95	1	46	561-20.0
1988-89	29	1091	231-519	.445	47-132	.356	112-139	.806	116-4.0	46	124-4.3	93	3	55	621-21.4
<b>CAREER</b>	<b>120</b>	<b>3714</b>	<b>730-1596</b>	<b>.457</b>	<b>118-328</b>	<b>.360</b>	<b>278-363</b>	<b>.766</b>	<b>351-2.9</b>	<b>181</b>	<b>354-2.9</b>	<b>288</b>	<b>8</b>	<b>148</b>	<b>1856-15.5</b>

**JOHNNY BRITT CAREER STATISTICS**

YEAR	G	MIN	FGM-FGA	PCT	3PT-ATT	PCT	FTM-FTA	PCT	REB-AVG	PF	AST-AVG	TO	BLK	STL	PTS-AVG
1972-73	25	--	132-320	.413	--	--	36-58	.621	130-5.2	40	52-2.1	--	--	--	300-12.0
1973-74	25	--	205-398	.515	--	--	49-71	.690	174-7.0	52	48-1.9	--	--	--	459-18.4
1974-75	24	--	195-392	.497	--	--	48-67	.716	168-7.0	56	53-2.2	--	--	--	438-18.3
1975-76	29	--	233-491	.475	--	--	102-136	.750	167-5.8	95	118-4.1	--	--	--	568-19.6
<b>CAREER</b>	<b>103</b>	<b>--</b>	<b>765-1601</b>	<b>.478</b>	<b>--</b>	<b>--</b>	<b>235-332</b>	<b>.708</b>	<b>639-6.2</b>	<b>248</b>	<b>271-2.6</b>	<b>--</b>	<b>--</b>	<b>--</b>	<b>1765-17.1</b>

**KANNARD JOHNSON CAREER STATISTICS**

YEAR	G	MIN	FGM-FGA	PCT	3PT-ATT	PCT	FTM-FTA	PCT	REB-AVG	PF	AST-AVG	TO	BLK	STL	PTS-AVG
1983-84	29	--	147-242	.607	--	--	76-94	.809	178-6.7	108	28-0.97	51	18	11	370-12.8
1984-85	28	--	172-326	.528	--	--	75-106	.708	180-6.4	81	25-0.89	54	17	5	419-15.0
1985-86	31	--	150-313	.479	--	--	79-119	.664	172-5.5	85	24-0.77	47	7	16	379-12.2
1986-87	38	--	224-413	.542	--	--	122-152	.803	310-8.2	103	43-1.13	75	18	26	570-15.0
<b>CAREER</b>	<b>126</b>	<b>--</b>	<b>693-1294</b>	<b>.536</b>	<b>--</b>	<b>--</b>	<b>352-471</b>	<b>.747</b>	<b>840-6.7</b>	<b>377</b>	<b>120-0.95</b>	<b>227</b>	<b>60</b>	<b>58</b>	<b>1738-13.8</b>

**ANTHONY WINCHESTER CAREER STATISTICS**

YEAR	G	MIN	FGM-FGA	PCT	3PT-ATT	PCT	FTM-FTA	PCT	REB-AVG	PF	AST-AVG	TO	BLK	STL	PTS-AVG
2002-03	33	638	63-127	.496	31-68	.456	39-50	.780	112-3.4	54	44-1.33	47	1	17	196-5.9
2003-04	28	919	133-316	.421	58-158	.367	72-82	.878	133-4.8	72	60-2.14	44	2	23	396-14.1
2004-05	31	1053	196-390	.503	77-170	.453	95-115	.826	223-7.2	77	69-2.22	64	3	33	564-18.2
2005-06	31	971	201-425	.473	81-198	.409	93-122	.762	175-5.6	63	78-2.52	84	7	30	576-18.6
<b>CAREER</b>	<b>123</b>	<b>3581</b>	<b>593-1258</b>	<b>.471</b>	<b>247-594</b>	<b>.416</b>	<b>299-369</b>	<b>.810</b>	<b>643-5.2</b>	<b>266</b>	<b>251-2.04</b>	<b>236</b>	<b>13</b>	<b>103</b>	<b>1732-14.1</b>

**BOBBY RASCOE CAREER STATISTICS**

YEAR	G	MIN	FGM-FGA	PCT	3PT-ATT	PCT	FTM-FTA	PCT	REB-AVG	PF	AST-AVG	TO	BLK	STL	PTS-AVG
1959-60	28	--	173-405	.427	--	--	125-178	.702	190-6.8	72	--	--	--	--	471-16.8
1960-61	26	--	187-364	.514	--	--	148-190	.779	130-5.0	74	--	--	--	--	522-20.1
1961-62	27	--	248-493	.503	--	--	198-248	.798	146-5.4	76	--	--	--	--	694-25.7
<b>CAREER</b>	<b>81</b>	<b>--</b>	<b>608-1262</b>	<b>.482</b>	<b>--</b>	<b>--</b>	<b>471-616</b>	<b>.765</b>	<b>466-5.8</b>	<b>222</b>	<b>--</b>	<b>--</b>	<b>--</b>	<b>--</b>	<b>1687-20.8</b>

1,000-POINT SCORERS

**CLEM HASKINS CAREER STATISTICS**

YEAR	G	MIN	FGM-FGA	PCT	3PT-ATT	PCT	FTM-FTA	PCT	REB-AVG	PF	AST-AVG	TO	BLK	STL	PTS-AVG
1964-65	27	--	252-561	.449	--	--	129-190	.679	293-10.9	78	--	--	--	--	633-23.4
1965-66	28	--	213-461	.462	--	--	146-189	.773	280-10.0	59	--	--	--	--	572-20.4
1966-67	21	--	170-377	.451	--	--	135-167	.808	236-11.2	51	--	--	--	--	475-22.6
<b>CAREER</b>	<b>76</b>	<b>--</b>	<b>635-1399</b>	<b>.454</b>	<b>--</b>	<b>--</b>	<b>410-546</b>	<b>.751</b>	<b>809-10.6</b>	<b>188</b>	<b>--</b>	<b>--</b>	<b>--</b>	<b>--</b>	<b>1680-22.1</b>

**CHRIS ROBINSON CAREER STATISTICS**

YEAR	G	MIN	FGM-FGA	PCT	3PT-ATT	PCT	FTM-FTA	PCT	REB-AVG	PF	AST-AVG	TO	BLK	STL	PTS-AVG
1992-93	32	--	89-175	.509	16-52	.308	41-64	.641	110-3.4		37-1.16	--	--	--	235-7.3
1993-94	31	--	187-391	.478	34-93	.366	49-68	.721	178-5.7		63-2.03	--	--	--	457-14.7
1994-95	31	--	203-448	.453	35-110	.318	86-121	.711	207-6.7		68-2.19	--	--	--	527-17.0
1995-96	26	--	163-358	.455	30-101	.297	81-120	.675	161-6.2		61-2.35	--	--	--	437-16.8
<b>CAREER</b>	<b>120</b>	<b>--</b>	<b>642-1372</b>	<b>.468</b>	<b>115-356</b>	<b>.323</b>	<b>257-373</b>	<b>.689</b>	<b>656-5.5</b>		<b>229-1.91</b>	<b>--</b>	<b>--</b>	<b>--</b>	<b>1656-13.8</b>

**A.J. SLAUGHTER CAREER STATISTICS**

YEAR	G	MIN	FGM-FGA	PCT	3PT-ATT	PCT	FTM-FTA	PCT	REB-AVG	PF	AST-AVG	TO	BLK	STL	PTS-AVG
2006-07	33	526	75-178	.421	25-66	.379	25-37	.676	57-1.7	55	32-0.97	38	2	32	200-6.1
2007-08	36	677	98-225	.436	34-78	.436	43-57	.754	76-2.1	57	39-1.08	50	3	40	273-7.6
2008-09	32	1107	171-410	.417	72-198	.364	99-129	.767	99-3.1	57	114-3.56	68	1	43	513-16.0
2009-10	34	1240	184-442	.416	79-220	.359	148-179	.827	108-3.2	63	147-4.32	92	4	54	595-17.5
<b>CAREER</b>	<b>135</b>	<b>3550</b>	<b>528-1255</b>	<b>.421</b>	<b>210-562</b>	<b>.374</b>	<b>315-402</b>	<b>.784</b>	<b>340-2.5</b>	<b>232</b>	<b>332-2.46</b>	<b>248</b>	<b>10</b>	<b>169</b>	<b>1581-11.7</b>

**STEFFPHON PETTIGREW CAREER STATISTICS**

YEAR	G	MIN	FGM-FGA	PCT	3PT-ATT	PCT	FTM-FTA	PCT	REB-AVG	PF	AST-AVG	TO	BLK	STL	PTS-AVG
2007-08	36	411	45-112	.402	2-8	.250	46-65	.708	102-2.8	43	7-0.19	25	9	13	138-3.8
2008-09	34	1006	156-349	.447	43-113	.381	78-123	.634	175-5.1	80	27-0.79	55	8	20	433-12.7
2009-10	34	1119	196-400	.490	37-113	.327	77-125	.616	199-5.9	85	40-1.18	58	15	28	506-14.9
2010-11	32	1085	182-372	.489	30-102	.294	73-127	.575	194-6.1	88	42-1.31	64	20	24	467-14.6
<b>CAREER</b>	<b>136</b>	<b>3621</b>	<b>579-1233</b>	<b>.470</b>	<b>112-336</b>	<b>.333</b>	<b>274-440</b>	<b>.623</b>	<b>670-4.9</b>	<b>296</b>	<b>116-0.85</b>	<b>202</b>	<b>52</b>	<b>85</b>	<b>1544-11.4</b>

**ART SPOELSTRA CAREER STATISTICS**

YEAR	G	MIN	FGM-FGA	PCT	3PT-ATT	PCT	FTM-FTA	PCT	REB-AVG	PF	AST-AVG	TO	BLK	STL	PTS-AVG
1951-52	31	--	178-345	.516	--	--	128-175	.731	339-10.9	--	--	--	--	--	484-15.6
1952-53	29	--	188-356	.528	--	--	101-147	.687	292-10.1	--	--	--	--	--	477-16.5
1953-54	32	--	202-381	.530	--	--	145-208	.697	412-12.9	--	--	--	--	--	549-17.1
<b>CAREER</b>	<b>92</b>	<b>--</b>	<b>568-1082</b>	<b>.525</b>	<b>--</b>	<b>--</b>	<b>374-530</b>	<b>.706</b>	<b>1043-11.3</b>	<b>--</b>	<b>--</b>	<b>--</b>	<b>--</b>	<b>--</b>	<b>1510-16.4</b>

**CHARLIE OSBORNE CAREER STATISTICS**

YEAR	G	MIN	FGM-FGA	PCT	3PT-ATT	PCT	FTM-FTA	PCT	REB-AVG	PF	AST-AVG	TO	BLK	STL	PTS-AVG
1958-59	26	--	111-245	.453	--	--	146-191	.764	247-9.5	78	--	--	--	--	368-14.1
1959-60	28	--	154-301	.512	--	--	189-236	.801	281-10.0	82	--	--	--	--	497-17.8
1960-61	26	--	159-337	.472	--	--	176-211	.834	278-10.8	82	--	--	--	--	494-19.0
<b>CAREER</b>	<b>80</b>	<b>--</b>	<b>424-883</b>	<b>.480</b>	<b>--</b>	<b>--</b>	<b>511-638</b>	<b>.801</b>	<b>806-10.1</b>	<b>242</b>	<b>--</b>	<b>--</b>	<b>--</b>	<b>--</b>	<b>1359-17.0</b>

**CRAIG McCORMICK CAREER STATISTICS**

YEAR	G	MIN	FGM-FGA	PCT	3PT-ATT	PCT	FTM-FTA	PCT	REB-AVG	PF	AST-AVG	TO	BLK	STL	PTS-AVG
1978-79	28	--	55-119	.462	--	--	19-28	.679	95-3.4	52	32-1.14	25	--	3	129-4.6
1979-80	29	--	165-264	.625	--	--	94-120	.783	193-6.7	70	38-1.31	50	--	11	424-14.6
1980-81	27	--	143-256	.559	--	--	99-136	.728	187-6.9	71	73-2.70	74	--	9	385-14.3
1981-82	29	--	161-281	.573	--	--	94-124	.758	176-6.1	89	59-2.03	70	--	18	416-14.3
<b>CAREER</b>	<b>113</b>	<b>--</b>	<b>524-920</b>	<b>.570</b>	<b>--</b>	<b>--</b>	<b>306-408</b>	<b>.750</b>	<b>651-5.8</b>	<b>282</b>	<b>202-1.79</b>	<b>219</b>	<b>--</b>	<b>41</b>	<b>1354-12.0</b>

**TELLIS FRANK CAREER STATISTICS**

YEAR	G	MIN	FGM-FGA	PCT	3PT-ATT	PCT	FTM-FTA	PCT	REB-AVG	PF	AST-AVG	TO	BLK	STL	PTS-AVG
1983-84	27	--	42-121	.347	--	--	22-36	.611	92-3.4	80	31-1.15	40	7	17	106-3.9
1984-85	27	--	93-213	.437	--	--	41-62	.661	134-5.0	80	37-1.37	43	18	16	227-8.4
1985-86	30	--	109-212	.514	--	--	88-111	.793	157-5.2	89	34-1.13	58	12	26	306-10.2
1986-87	38	--	281-582	.518	--	--	122-175	.697	281-7.4	118	85-2.24	94	22	40	684-18.0
<b>CAREER</b>	<b>122</b>	<b>--</b>	<b>525-1088</b>	<b>.483</b>	<b>--</b>	<b>--</b>	<b>273-384</b>	<b>.711</b>	<b>664-5.4</b>	<b>367</b>	<b>187-1.53</b>	<b>235</b>	<b>59</b>	<b>99</b>	<b>1323-10.8</b>

**DAREL CARRIER CAREER STATISTICS**

YEAR	G	MIN	FGM-FGA	PCT	3PT-ATT	PCT	FTM-FTA	PCT	REB-AVG	PF	AST-AVG	TO	BLK	STL	PTS-AVG
1961-62	27	--	143-340	.421	--	--	83-105	.790	103-3.8	75	--	--	--	--	369-13.7
1962-63	21	--	161-350	.460	--	--	81-115	.704	107-5.1	58	--	--	--	--	403-19.2
1963-64	21	--	208-485	.429	--	--	130-169	.769	120-5.7	70	--	--	--	--	546-26.0
<b>CAREER</b>	<b>69</b>	<b>--</b>	<b>512-1175</b>	<b>.436</b>	<b>--</b>	<b>--</b>	<b>294-389</b>	<b>.756</b>	<b>330-4.8</b>	<b>203</b>	<b>--</b>	<b>--</b>	<b>--</b>	<b>--</b>	<b>1318-19.1</b>

RECORDS



**CHUCK RAWLINGS CAREER STATISTICS**

YEAR	G	MIN	FGM-FGA	PCT	3PT-ATT	PCT	FTM-FTA	PCT	REB-AVG	PF	AST-AVG	TO	BLK	STL	PTS-AVG
1972-73	24	--	65-141	.461	--	--	35-48	.729	45-1.9	29	14-0.58	--	--	--	165-6.9
1973-74	25	--	135-283	.477	--	--	60-72	.833	81-3.2	41	33-1.32	--	--	--	330-13.2
1974-75	24	--	147-337	.436	--	--	67-85	.788	62-2.6	62	43-1.79	--	--	--	361-15.0
1975-76	29	--	188-421	.447	--	--	82-116	.707	50-1.7	56	75-2.48	--	--	--	458-15.8
<b>CAREER</b>	<b>102</b>	<b>--</b>	<b>535-1182</b>	<b>.452</b>	<b>--</b>	<b>--</b>	<b>244-321</b>	<b>.760</b>	<b>238-2.3</b>	<b>188</b>	<b>165-1.62</b>	<b>--</b>	<b>--</b>	<b>--</b>	<b>1314-12.9</b>

**TONY WILSON CAREER STATISTICS**

YEAR	G	MIN	FGM-FGA	PCT	3PT-ATT	PCT	FTM-FTA	PCT	REB-AVG	PF	AST-AVG	TO	BLK	STL	PTS-AVG
1979-80	29	--	70-134	.522	--	--	43-72	.597	94-3.2	58	28-0.97	46	13	10	183-6.3
1980-81	29	--	163-290	.562	--	--	97-139	.698	182-6.3	96	45-1.56	62	19	34	423-14.6
1981-82	28	--	125-227	.551	--	--	56-82	.683	145-5.2	96	17-0.61	49	14	11	306-10.9
1982-83	27	--	158-317	.498	--	--	76-95	.800	164-6.1	97	34-1.26	51	16	26	393-14.6
<b>CAREER</b>	<b>113</b>	<b>--</b>	<b>516-968</b>	<b>.533</b>	<b>--</b>	<b>--</b>	<b>272-388</b>	<b>.701</b>	<b>585-5.2</b>	<b>347</b>	<b>124-1.10</b>	<b>208</b>	<b>62</b>	<b>81</b>	<b>1305-11.5</b>

**WAYNE CHAPMAN CAREER STATISTICS**

YEAR	G	MIN	FGM-FGA	PCT	3PT-ATT	PCT	FTM-FTA	PCT	REB-AVG	PF	AST-AVG	TO	BLK	STL	PTS-AVG
1965-66	28	--	160-374	.428	--	--	52-76	.684	120-4.3	71	--	--	--	--	372-13.3
1966-67	26	--	159-409	.389	--	--	83-104	.798	174-6.7	75	--	--	--	--	401-15.4
1968-69	25	--	213-449	.474	--	--	93-129	.721	212-8.5	81	--	--	--	--	519-20.8
<b>CAREER</b>	<b>79</b>	<b>--</b>	<b>532-1232</b>	<b>.432</b>	<b>--</b>	<b>--</b>	<b>228-309</b>	<b>.738</b>	<b>506-6.4</b>	<b>227</b>	<b>--</b>	<b>--</b>	<b>--</b>	<b>--</b>	<b>1292-16.4</b>

**ROLAND SHELTON CAREER STATISTICS**

YEAR	G	MIN	FGM-FGA	PCT	3PT-ATT	PCT	FTM-FTA	PCT	REB-AVG	PF	AST-AVG	TO	BLK	STL	PTS-AVG
1986-87	35	290	35-78	.308	1-13	.077	4-10	.400	28-0.8	33	19-0.54	19	3	6	75-2.1
1987-88	28	854	121-262	.462	30-63	.476	44-57	.772	66-2.4	75	59-2.11	70	4	13	316-11.3
1988-89	29	871	127-297	.428	43-104	.413	36-48	.750	89-3.1	58	58-2.00	50	3	10	333-11.5
1989-90	30	1102	197-459	.429	75-169	.444	76-109	.697	91-3.0	70	64-2.13	68	9	26	245-18.2
<b>CAREER</b>	<b>122</b>	<b>3117</b>	<b>480-1096</b>	<b>.438</b>	<b>149-349</b>	<b>.427</b>	<b>160-224</b>	<b>.714</b>	<b>274-2.2</b>	<b>236</b>	<b>200-1.64</b>	<b>207</b>	<b>19</b>	<b>55</b>	<b>1269-10.4</b>

**DARNELL MEE CAREER STATISTICS**

YEAR	G	MIN	FGM-FGA	PCT	3PT-ATT	PCT	FTM-FTA	PCT	REB-AVG	PF	AST-AVG	TO	BLK	STL	PTS-AVG
1990-91	27	--	107-234	.457	19-62	.306	55-69	.797	137-5.1	--	63-2.3	--	25	65	288-10.7
1991-92	32	--	130-323	.402	52-166	.313	47-73	.644	144-4.5	--	104-3.2	--	51	94	359-11.2
1992-93	32	--	200-461	.434	73-203	.360	133-188	.707	191-6.0	--	106-3.3	--	34	100	606-18.9
<b>CAREER</b>	<b>91</b>	<b>--</b>	<b>437-1018</b>	<b>.429</b>	<b>144-431</b>	<b>.334</b>	<b>235-330</b>	<b>.712</b>	<b>472-5.2</b>	<b>--</b>	<b>273-3.0</b>	<b>--</b>	<b>110</b>	<b>259</b>	<b>1253-13.8</b>

**MIKE WELLS CAREER STATISTICS**

YEAR	G	MIN	FGM-FGA	PCT	3PT-ATT	PCT	FTM-FTA	PCT	REB-AVG	PF	AST-AVG	TO	BLK	STL	PTS-AVG
2000-01	31	456	54-133	.406	18-65	.227	35-40	.875	76-2.5	40	20-0.65	24	10	12	161-5.2
2001-02	32	675	92-204	.451	43-121	.355	58-72	.806	110-3.4	56	41-1.28	38	13	16	285-8.9
2002-03	33	984	127-249	.510	50-123	.407	53-68	.779	148-4.5	85	56-1.70	52	47	37	357-10.8
2003-04	28	972	148-352	.420	68-183	.372	78-101	.772	157-5.6	74	70-2.5	61	22	41	442-15.8
<b>CAREER</b>	<b>124</b>	<b>3087</b>	<b>421-938</b>	<b>.449</b>	<b>179-492</b>	<b>.364</b>	<b>224-281</b>	<b>.797</b>	<b>491-3.96</b>	<b>255</b>	<b>187-1.51</b>	<b>175</b>	<b>92</b>	<b>106</b>	<b>1245-10.0</b>

**FOREST "FROSTY" ABLE CAREER STATISTICS**

YEAR	G	MIN	FGM-FGA	PCT	3PT-ATT	PCT	FTM-FTA	PCT	REB-AVG	PF	AST-AVG	TO	BLK	STL	PTS-AVG
1953-54	32	--	145-419	.346	--	--	62-87	.712	123-3.8	114	--	--	--	--	352-11.0
1954-55	28	--	160-484	.331	--	--	79-105	.752	162-5.8	117	--	--	--	--	399-14.2
1955-56	26	--	182-469	.388	--	--	106-131	.809	158-6.1	102	--	--	--	--	470-18.1
<b>CAREER</b>	<b>86</b>	<b>--</b>	<b>487-1372</b>	<b>.355</b>	<b>--</b>	<b>--</b>	<b>247-323</b>	<b>.768</b>	<b>443-5.2</b>	<b>333</b>	<b>--</b>	<b>--</b>	<b>--</b>	<b>--</b>	<b>1221-14.2</b>

**BOBBY JONES CAREER STATISTICS**

YEAR	G	MIN	FGM-FGA	PCT	3PT-ATT	PCT	FTM-FTA	PCT	REB-AVG	PF	AST-AVG	TO	BLK	STL	PTS-AVG
1980-81	28	--	50-127	.394	--	--	30-49	.612	49-1.8	50	59-2.11	59	2	19	130-4.6
1981-82	29	--	126-243	.519	--	--	64-90	.711	57-2.0	66	96-3.31	62	1	33	316-10.9
1982-83	28	--	142-342	.415	--	--	59-81	.728	50-1.8	73	111-3.96	65	0	39	367-13.1
1983-84	29	--	165-325	.508	--	--	68-91	.747	62-2.1	68	109-3.76	70	0	43	398-13.7
<b>CAREER</b>	<b>114</b>	<b>--</b>	<b>483-1037</b>	<b>.466</b>	<b>--</b>	<b>--</b>	<b>221-311</b>	<b>.711</b>	<b>218-1.9</b>	<b>257</b>	<b>375-3.29</b>	<b>256</b>	<b>3</b>	<b>134</b>	<b>1211-10.6</b>

**OWEN LAWSON CAREER STATISTICS**

YEAR	G	MIN	FGM-FGA	PCT	3PT-ATT	PCT	FTM-FTA	PCT	REB-AVG	PF	AST-AVG	TO	BLK	STL	PTS-AVG
1955-56	28	--	192-522	.368	--	--	84-136	.618	101-3.6	102	--	--	--	--	468-16.7
1956-57	24	--	159-366	.434	--	--	55-82	.671	81-3.4	60	--	--	--	--	373-15.5
1957-58	25	--	164-430	.381	--	--	37-71	.521	66-2.6	62	--	--	--	--	365-14.6
<b>CAREER</b>	<b>77</b>	<b>--</b>	<b>515-1318</b>	<b>.391</b>	<b>--</b>	<b>--</b>	<b>176-289</b>	<b>.609</b>	<b>248-3.2</b>	<b>224</b>	<b>--</b>	<b>--</b>	<b>--</b>	<b>--</b>	<b>1206-15.7</b>

1,000-POINT SCORERS

**MICHAEL FRALIX CAREER STATISTICS**

YEAR	G	MIN	FGM-FGA	PCT	3PT-ATT	PCT	FTM-FTA	PCT	REB-AVG	PF	AST-AVG	TO	BLK	STL	PTS-AVG
1992-93	32	328	35-93	.376	18-53	.340	24-32	.750	20-0.6	29	32-1.0	33	0	9	112-3.5
1993-94	31	860	130-314	.414	62-173	.414	72-86	.837	86-2.8	45	107-3.45	79	0	31	394-12.7
1994-95	31	918	126-298	.423	74-178	.416	53-73	.726	74-2.4	32	106-3.42	55	0	21	379-12.2
1995-96	26	761	100-263	.380	51-157	.325	67-79	.848	63-2.4	58	60-2.35	53	2	21	318-12.2
<b>CAREER</b>	<b>120</b>	<b>2867</b>	<b>391-968</b>	<b>.404</b>	<b>205-561</b>	<b>.365</b>	<b>216-267</b>	<b>.809</b>	<b>243-2.0</b>	<b>305</b>	<b>305-2.54</b>	<b>220</b>	<b>2</b>	<b>82</b>	<b>1203-10.3</b>

**DAVID BOYDEN CAREER STATISTICS**

YEAR	G	MIN	FGM-FGA	PCT	3PT-ATT	PCT	FTM-FTA	PCT	REB-AVG	PF	AST-AVG	TO	BLK	STL	PTS-AVG
1999-00	29	614	77-141	.546	1-2	.500	12-25	.480	121-4.2	64	21-0.72	29	3	11	167-5.8
2000-01	31	785	95-206	.461	22-67	.328	18-33	.545	159-5.1	64	31-1.00	62	11	14	230-7.4
2001-02	32	896	147-298	.493	26-74	.351	40-71	.563	195-6.1	71	33-1.03	40	5	14	360-11.3
2002-03	33	988	163-348	.468	18-77	.234	66-104	.635	175-5.3	80	45-1.36	73	13	25	410-12.4
<b>CAREER</b>	<b>125</b>	<b>3283</b>	<b>482-993</b>	<b>0.49</b>	<b>67-220</b>	<b>.305</b>	<b>136-233</b>	<b>.584</b>	<b>650-5.2</b>	<b>279</b>	<b>130-1.04</b>	<b>204</b>	<b>32</b>	<b>64</b>	<b>1167-9.3</b>

**SERGIO KERUSCH CAREER STATISTICS**

YEAR	G	MIN	FGM-FGA	PCT	3PT-ATT	PCT	FTM-FTA	PCT	REB-AVG	PF	AST-AVG	TO	BLK	STL	PTS-AVG
2008-09	34	839	144-323	.446	20-80	.250	72-113	.637	252-7.4	57	15-0.44	51	4	17	380-11.2
2009-10	20	577	105-232	.453	38-107	.355	37-60	.617	144-7.2	40	16-0.80	15	2	12	285-14.3
2010-11	32	992	193-398	.485	46-150	.307	67-104	.644	253-7.9	89	15-0.47	45	12	13	499-15.6
<b>CAREER</b>	<b>86</b>	<b>2408</b>	<b>442-953</b>	<b>.464</b>	<b>104-337</b>	<b>.309</b>	<b>176-277</b>	<b>.635</b>	<b>649-7.5</b>	<b>186</b>	<b>46-0.53</b>	<b>111</b>	<b>18</b>	<b>42</b>	<b>1164-13.5</b>

**DWIGHT SMITH CAREER STATISTICS**

YEAR	G	MIN	FGM-FGA	PCT	3PT-ATT	PCT	FTM-FTA	PCT	REB-AVG	PF	AST-AVG	TO	BLK	STL	PTS-AVG
1964-65	27	--	137-314	.440	--	--	81-116	.698	304-11.3	102	--	--	--	--	355-13.1
1965-66	27	--	167-379	.441	--	--	100-137	.730	267-9.9	87	--	--	--	--	434-16.1
1966-67	24	--	145-289	.502	--	--	63-115	.548	285-11.9	65	--	--	--	--	353-14.7
<b>CAREER</b>	<b>78</b>	<b>--</b>	<b>449-982</b>	<b>.457</b>	<b>--</b>	<b>--</b>	<b>244-368</b>	<b>.663</b>	<b>856-12.0</b>	<b>254</b>	<b>--</b>	<b>--</b>	<b>--</b>	<b>--</b>	<b>1142-14.6</b>

**JIM ROSE CAREER STATISTICS**

YEAR	G	MIN	FGM-FGA	PCT	3PT-ATT	PCT	FTM-FTA	PCT	REB-AVG	PF	AST-AVG	TO	BLK	STL	PTS-AVG
1968-69	26	--	142-318	.446	--	--	34-54	.630	159-6.1	79	76-2.92	--	--	--	318-12.2
1969-70	25	--	159-340	.468	--	--	35-48	.729	123-4.9	63	64-2.56	--	--	--	353-14.1
1970-71	30	--	195-446	.437	--	--	72-100	.720	145-4.8	75	88-2.93	--	--	--	462-15.4
<b>CAREER</b>	<b>81</b>	<b>--</b>	<b>496-1104</b>	<b>.449</b>	<b>--</b>	<b>--</b>	<b>141-202</b>	<b>.698</b>	<b>427-5.3</b>	<b>207</b>	<b>228-2.81</b>	<b>--</b>	<b>--</b>	<b>--</b>	<b>1133-14.0</b>

**JACK TURNER CAREER STATISTICS**

YEAR	G	MIN	FGM-FGA	PCT	3PT-ATT	PCT	FTM-FTA	PCT	REB-AVG	PF	AST-AVG	TO	BLK	STL	PTS-AVG
1948-49	23	--	38-95	.400	--	--	18-30	.600	--	--	--	--	--	--	94-4.0
1949-50	31	--	132-365	.362	--	--	84-103	.813	--	--	--	--	--	--	348-11.2
1950-51	24	--	120-379	.317	--	--	85-105	.810	--	--	--	--	--	--	325-13.5
1951-52	28	--	111-274	.405	--	--	134-171	.784	--	--	--	--	--	--	356-12.7
<b>CAREER</b>	<b>106</b>	<b>--</b>	<b>401-1113</b>	<b>.360</b>	<b>--</b>	<b>--</b>	<b>321-409</b>	<b>.784</b>	<b>--</b>	<b>--</b>	<b>--</b>	<b>--</b>	<b>--</b>	<b>--</b>	<b>1123-10.6</b>

**MIKE PRINCE CAREER STATISTICS**

YEAR	G	MIN	FGM-FGA	PCT	3PT-ATT	PCT	FTM-FTA	PCT	REB-AVG	PF	AST-AVG	TO	BLK	STL	PTS-AVG
1976-77	26	--	170-329	.517	--	--	46-80	.575	84-3.2	48	43-1.65	--	--	--	386-14.8
1977-78	30	--	122-253	.482	--	--	60-89	.674	125-4.2	47	38-1.27	--	--	--	304-10.1
1978-79	28	--	76-152	.500	--	--	42-58	.724	73-2.6	50	65-2.32	--	--	--	194-6.9
1979-80	29	--	98-175	.460	--	--	40-58	.690	61-2.1	42	52-1.79	--	--	--	236-8.1
<b>CAREER</b>	<b>113</b>	<b>--</b>	<b>466-909</b>	<b>.513</b>	<b>--</b>	<b>--</b>	<b>188-285</b>	<b>.660</b>	<b>343-3.0</b>	<b>187</b>	<b>198-1.75</b>	<b>--</b>	<b>--</b>	<b>--</b>	<b>1120-9.9</b>

**DARRIN HORN CAREER STATISTICS**

YEAR	G	MIN	FGM-FGA	PCT	3PT-ATT	PCT	FTM-FTA	PCT	REB-AVG	PF	AST-AVG	TO	BLK	STL	PTS-AVG
1991-92	31	470	42-94	.447	5-16	.313	33-38	.868	73-2.4	45	42-1.35	47	3	28	122-3.9
1992-93	32	877	109-226	.482	17-52	.327	67-88	.761	105-3.3	87	93-2.91	84	2	39	302-9.4
1993-94	31	831	99-235	.421	24-79	.304	68-83	.819	122-3.9	94	87-2.81	85	1	35	290-9.4
1994-95	30	906	144-307	.469	46-104	.442	67-82	.817	111-3.6	92	88-2.93	70	2	37	401-12.9
<b>CAREER</b>	<b>125</b>	<b>3084</b>	<b>394-862</b>	<b>.457</b>	<b>92-251</b>	<b>.367</b>	<b>235-291</b>	<b>.808</b>	<b>411-3.3</b>	<b>318</b>	<b>310-2.48</b>	<b>286</b>	<b>8</b>	<b>139</b>	<b>1115-8.9</b>

**CHRIS MARCUS CAREER STATISTICS**

YEAR	G	MIN	FGM-FGA	PCT	3PT-ATT	PCT	FTM-FTA	PCT	REB-AVG	PF	AST-AVG	TO	BLK	STL	PTS-AVG
1999-2000	29	--	133-223	.596	0-0	.000	78-114	.684	275-9.5	--	18-0.62	--	--	--	344-11.9
2000-01	31	--	197-360	.547	0-0	.000	124-194	.639	374-12.1	--	28-0.90	--	--	--	518-16.7
2001-02	15	--	83-157	.529	0-0	.000	73-104	.702	134-8.9	--	3-0.20	--	--	--	239-15.9
2002-03	4	--	5-9	.556	0-0	.000	2-2	1.000	12-3.0	--	1-0.25	--	--	--	12-3.0
<b>CAREER</b>	<b>79</b>	<b>--</b>	<b>418-749</b>	<b>.558</b>	<b>0-0</b>	<b>.000</b>	<b>277-414</b>	<b>.669</b>	<b>795-10.1</b>	<b>--</b>	<b>50-0.63</b>	<b>--</b>	<b>214</b>	<b>--</b>	<b>1113-14.1</b>

RECORDS

**BOB LAVOY CAREER STATISTICS**

YEAR	G	MIN	FGM-FGA	PCT	3PT-ATT	PCT	FTM-FTA	PCT	REB-AVG	PF	AST-AVG	TO	BLK	STL	PTS-AVG
1947-48	--	--	--	--	--	--	--	--	--	--	--	--	--	--	29
1948-49	29	--	149-428	.348	--	--	73-116	.629	--	105	--	--	--	--	371-12.8
1949-50	31	--	271-628	.432	--	--	129-196	.658	--	109	--	--	--	--	671-21.7
<b>CAREER</b>	--	--	--	--	--	--	--	--	--	--	--	--	--	--	<b>1071</b>

**ORLANDO MENDEZ-VALDEZ CAREER STATISTICS**

YEAR	G	MIN	FGM-FGA	PCT	3PT-ATT	PCT	FTM-FTA	PCT	REB-AVG	PF	AST-AVG	TO	BLK	STL	PTS-AVG
2005-06	24	286	23-59	.390	14-36	.389	8-9	.889	16-0.7	30	38-1.58	41	0	8	68-2.8
2006-07	33	665	101-199	.508	45-95	.474	63-73	.863	42-1.3	57	59-1.79	59	2	35	310-9.4
2007-08	36	685	65-154	.422	37-95	.389	38-48	.792	59-1.6	67	79-2.19	64	7	37	205-5.7
2008-09	34	1138	161-360	.447	101-240	.421	61-78	.782	141-4.1	79	140-4.12	72	7	39	484-14.2
<b>CAREER</b>	<b>127</b>	<b>2774</b>	<b>350-772</b>	<b>.453</b>	<b>197-466</b>	<b>.423</b>	<b>170-208</b>	<b>.817</b>	<b>258-2.0</b>	<b>233</b>	<b>355-2.80</b>	<b>236</b>	<b>16</b>	<b>119</b>	<b>1067-8.4</b>

**JEREMY EVANS CAREER STATISTICS**

YEAR	G	MIN	FGM-FGA	PCT	3PT-ATT	PCT	FTM-FTA	PCT	REB-AVG	PF	AST-AVG	TO	BLK	STL	PTS-AVG
2006-07	32	672	87-135	.644	1-1	1.000	49-73	.671	182-5.7	71	16-0.50	30	44	19	224-7.0
2007-08	34	716	80-128	.625	8-19	.421	34-53	.642	176-5.2	78	20-0.59	37	51	16	202-5.9
2008-09	34	861	123-194	.634	0-1	.000	52-72	.722	195-5.7	81	11-0.32	33	68	21	298-8.8
2009-10	34	901	137-211	.649	3-12	.250	64-93	.688	235-6.9	98	25-0.74	36	61	28	341-10.0
<b>CAREER</b>	<b>134</b>	<b>3150</b>	<b>427-668</b>	<b>.639</b>	<b>12-33</b>	<b>.364</b>	<b>199-291</b>	<b>.684</b>	<b>788-5.9</b>	<b>328</b>	<b>72-0.54</b>	<b>136</b>	<b>224</b>	<b>84</b>	<b>1065-7.9</b>

**BOBBY JACKSON CAREER STATISTICS**

YEAR	G	MIN	FGM-FGA	PCT	3PT-ATT	PCT	FTM-FTA	PCT	REB-AVG	PF	AST-AVG	TO	BLK	STL	PTS-AVG
1960-61	26	--	125-350	.357	--	--	88-121	.727	226-8.7	91	--	--	--	--	338-13.0
1961-62	25	--	132-324	.407	--	--	69-94	.734	195-7.8	72	--	--	--	--	333-13.3
1962-63	21	--	161-399	.404	--	--	67-136	.493	197-9.4	53	--	--	--	--	389-18.5
<b>CAREER</b>	<b>72</b>	<b>--</b>	<b>418-1073</b>	<b>.390</b>	<b>--</b>	<b>--</b>	<b>224-351</b>	<b>.638</b>	<b>618-8.6</b>	<b>216</b>	<b>--</b>	<b>--</b>	<b>--</b>	<b>--</b>	<b>1060-14.7</b>

**DEREK ROBINSON CAREER STATISTICS**

YEAR	G	MIN	FGM-FGA	PCT	3PT-ATT	PCT	FTM-FTA	PCT	REB-AVG	PF	AST-AVG	TO	BLK	STL	PTS-AVG
1998-99	27	509	63-163	.387	19-54	.352	34-46	.739	69-2.6	57	40-1.48	60	1	15	179-6.6
1999-00	28	790	79-216	.366	31-102	.304	73-90	.811	88-3.1	71	126-4.50	94	2	32	262-9.4
2000-01	31	802	96-223	.430	38-110	.345	46-65	.708	93-3.0	66	121-3.90	53	2	40	276-8.9
2001-02	31	876	112-246	.455	55-122	.451	42-64	.656	161-5.2	54	126-4.06	71	1	37	321-10.4
<b>CAREER</b>	<b>117</b>	<b>2997</b>	<b>350-848</b>	<b>.413</b>	<b>149-388</b>	<b>.384</b>	<b>195-265</b>	<b>.736</b>	<b>411-3.5</b>	<b>248</b>	<b>413-3.53</b>	<b>278</b>	<b>6</b>	<b>124</b>	<b>1038-8.9</b>

**GENE RHODES CAREER STATISTICS**

YEAR	G	MIN	FGM-FGA	PCT	3PT-ATT	PCT	FTM-FTA	PCT	REB-AVG	PF	AST-AVG	TO	BLK	STL	PTS-AVG
1948-49	24	--	47-133	.353	--	--	24-41	.585	--	47	--	--	--	--	118-4.9
1949-50	31	--	93-314	.296	--	--	89-121	.736	--	90	--	--	--	--	270-8.6
1950-51	29	--	122-345	.354	--	--	76-116	.655	--	85	--	--	--	--	320-11.0
1951-52	31	--	116-327	.354	--	--	89-121	.736	--	67	--	--	--	--	321-10.4
<b>CAREER</b>	<b>115</b>	<b>--</b>	<b>378-1119</b>	<b>.338</b>	<b>--</b>	<b>--</b>	<b>273-401</b>	<b>.681</b>	<b>--</b>	<b>289</b>	<b>--</b>	<b>--</b>	<b>--</b>	<b>--</b>	<b>1029-8.9</b>

**CARLISLE TOWERY CAREER STATISTICS (WKU'S FIRST 1,000-POINT SCORER)**

YEAR	G	MIN	FGM-FGA	PCT	3PT-ATT	PCT	FTM-FTA	PCT	REB-AVG	PF	AST-AVG	TO	BLK	STL	PTS-AVG
1937-38	--	--	--	--	--	--	--	--	--	--	--	--	--	--	--
1938-39	--	--	--	--	--	--	--	--	--	--	--	--	--	--	--
1939-40	--	--	--	--	--	--	--	--	--	--	--	--	--	--	--
<b>CAREER</b>	<b>--</b>	<b>--</b>	<b>--</b>	<b>--</b>	<b>--</b>	<b>--</b>	<b>--</b>	<b>--</b>	<b>--</b>	<b>--</b>	<b>--</b>	<b>--</b>	<b>--</b>	<b>--</b>	<b>1010</b>

**BOB DANIELS CAREER STATISTICS**

YEAR	G	MIN	FGM-FGA	PCT	3PT-ATT	PCT	FTM-FTA	PCT	REB-AVG	PF	AST-AVG	TO	BLK	STL	PTS-AVG
1953-54	17	--	4-	--	--	--	3-	--	--	--	--	--	--	--	11-0.6
1954-55	26	--	86-226	.380	--	--	77-118	.652	242-9.3	80	--	--	--	--	249-9.6
1955-56	28	--	148-347	.426	--	--	171-227	.754	418-14.9	92	--	--	--	--	467-16.7
<b>CAREER</b>	<b>97</b>	<b>--</b>	<b>327-</b>	<b>--</b>	<b>--</b>	<b>--</b>	<b>356-</b>	<b>--</b>	<b>--</b>	<b>--</b>	<b>--</b>	<b>--</b>	<b>--</b>	<b>--</b>	<b>1010-10.4</b>

**DON "DUCK" RAY CAREER STATISTICS**

YEAR	G	MIN	FGM-FGA	PCT	3PT-ATT	PCT	FTM-FTA	PCT	REB-AVG	PF	AST-AVG	TO	BLK	STL	PTS-AVG
1942-43	24	--	--	--	--	--	--	--	--	--	--	--	--	--	--
1946-47	26	--	115-	--	--	--	64-	--	--	--	--	--	--	--	294-11.3
1947-48	--	--	--	--	--	--	--	--	--	--	--	--	--	--	--
<b>CAREER</b>	<b>--</b>	<b>--</b>	<b>--</b>	<b>--</b>	<b>--</b>	<b>--</b>	<b>--</b>	<b>--</b>	<b>--</b>	<b>--</b>	<b>--</b>	<b>--</b>	<b>--</b>	<b>--</b>	<b>1006</b>

**JOHN OLDHAM CAREER STATISTICS**

YEAR	G	MIN	FGM-FGA	PCT	3PT-ATT	PCT	FTM-FTA	PCT	REB-AVG	PF	AST-AVG	TO	BLK	STL	PTS-AVG
1942-43	--	--	--	--	--	--	--	--	--	--	--	--	--	--	142
1946-47	29	--	91-	--	--	--	38-	--	--	--	--	--	--	--	220
1947-48	30	--	--	--	--	--	--	--	--	--	--	--	--	--	337
1948-49	28	--	113-290	.390	--	--	81-130	.623	--	--	--	--	--	--	307-11.0
<b>CAREER</b>	<b>--</b>	<b>--</b>	<b>--</b>	<b>--</b>	<b>--</b>	<b>--</b>	<b>--</b>	<b>--</b>	<b>--</b>	<b>--</b>	<b>--</b>	<b>--</b>	<b>--</b>	<b>--</b>	<b>1006</b>

**WKU's ALL-TIME RANKINGS**

- WKU has been ranked for 112 weeks in the Associated Press Top 25 poll (which began 1948-49)
- Of those 112 weeks ranked, the Hilltoppers have been in the Top 10 for 60 weeks

**1948-49**

POLL	RANK
Jan. 18	3
Jan. 25	4
Feb. 1	6
Feb. 8	6
Feb. 15	7
Feb. 15	7
Mar. 1	6
Mar. 8	5

**1949-50**

POLL	RANK
Jan. 10	14
Jan. 17	14
Jan. 24	17
Jan. 31	14
Feb. 7	11
Feb. 14	9
Feb. 21	8
Feb. 28	7
Mar. 7	8

**1951-52**

POLL	RANK
Dec. 17	16
Dec. 25	11
Feb. 5	20
Feb. 26	18

**1952-53**

POLL	RANK
Dec. 16	11
Dec. 23	10
Dec. 30	10
Jan. 6	10
Jan. 13	10
Jan. 20	12
Jan. 27	9
Feb. 3	8
Feb. 10	9
Feb. 17	9
Feb. 24	8
Mar. 3	9
Mar. 10	9
Mar. 24	17

**1953-54**

POLL	RANK
Dec. 8	11
Dec. 15	10
Dec. 22	6
Dec. 29	7
Jan. 5	5
Jan. 12	5
Jan. 19	4
Jan. 26	4
Feb. 2	4

Feb. 9	5
Feb. 16	4
Feb. 23	4
Mar. 2	3
Mar. 9	4
Mar. 23	8

**1954-55**

POLL	RANK
Dec. 7	20

**1956-57**

POLL	RANK
Dec. 11	12
Dec. 18	20
Dec. 26	15
Jan. 2	14
Jan. 8	20
Jan. 15	18
Jan. 22	20

**1957-58**

POLL	RANK
Dec. 24	16

**1959-60**

POLL	RANK
Jan. 5	18

**1965-66**

POLL	RANK
Mar. 8	10

**1966-67**

POLL	RANK
Preseason	8
Jan. 24	8
Jan. 31	8
Feb. 7	6
Feb. 14	5
Feb. 21	3
Feb. 28	6
Mar. 7	6

**1968-69**

POLL	RANK
Preseason	16
Dec. 3	17
Dec. 10	15
Dec. 17	18

**1969-70**

POLL	RANK
Feb. 10	17
Feb. 17	16
Feb. 24	12
Mar. 3	12
Mar. 10	18

**1970-71**

POLL	RANK
Preseason	9
Dec. 8	13
Dec. 15	11
Dec. 22	10
Dec. 29	5
Jan. 5	6
Jan. 12	5
Jan. 19	7
Jan. 26	12
Feb. 2	9
Feb. 9	7
Feb. 16	9
Feb. 23	9
Mar. 2	7
Mar. 9	7
Mar. 16	7

**1985-86**

POLL	RANK
Feb. 4	19

**1986-87**

POLL	RANK
Dec. 2	14
Dec. 9	8

**1992-93**

POLL	RANK
Mar. 15	20

**1993-94**

POLL	RANK
Dec. 20	25
Dec. 27	25

**1994-95**

POLL	RANK
Mar. 6	23
Mar. 13	21

**2001-02**

POLL	RANK
Nov. 20	21
Nov. 27	17
Dec. 4	25
Feb. 19	24
Feb. 26	20
Mar. 5	18
Mar. 12	19

**2002-03**

POLL	RANK
Preseason	20
Nov. 19	19

**2007-08**

POLL	RANK
Mar. 30	22

**FINAL POLLS**

YEAR	RANK	POLL
1949	5	AP
1950	8	AP
1952	16	UPI
1953	17	AP
	11	UPI
1954	8	AP
	6	UPI
1966	10	AP
1967	6	AP
	7	UPI
1970	18	AP
	17	UPI
1971	7	AP
	7	UPI
1993	20	AP
	25	USA Today
1995	21	AP
2002	19	AP
	20	USA Today
2008	22	USA Today

RECORDS

**INSIDE THE NUMBERS**

- 121...TV appearances in the past four seasons
- 112...weeks ranked in the AP Top 25 Poll since it debuted in 1948-49
- 100...wins when WKU scores 100 points or more (100-1 all-time)

- 76...wins against Sun Belt Conference opponents at E.A. Diddle Arena since 2000, compared to only 11 losses
- 60...weeks ranked in the Top 10 nationally
- 28...appearances on TV in 2010-11

- 13...seasons that WKU has finished ranked in the final Top 25 poll
- 3...number of NCAA Tournament wins in the last four seasons





## HISTORY AND TRADITION

---

Year-By-Year History .....	68-69
Year-By-Year Results .....	70-88
Games vs. Ranked Opponents.....	88
All-Time Series Records .....	89-90
Series Records by Opponent .....	91-107
Postseason History .....	108
Honor Roll .....	109-111
All-Time Letterwinners.....	112-114
All-Time Coaches Roster .....	115
WKU in the Pros .....	116



YEAR-BY-YEAR HISTORY

1,643 Victories, 808 Losses (.670)  
72 Winning Seasons • 4.500 Seasons • 16 Losing Seasons

SEASON	COACH	W-L	PCT	WKU PTS (AVG)	OPP PTS (AVG)	MARGIN	NOTES
1914-15	J.L. Arthur	5-1	.833	178 (29.6)	117 (19.5)	+ 10.1	
1915-16	J.L. Arthur*	2-1	.667	27 (9.0)	37 (12.3)	- 3.3	
<b>Arthur's record at WKU — 2 seasons: 7-2 (.778)*</b>							

1916-17 — 1920-21 — *No Team*

SEASON	COACH	W-L	PCT	WKU PTS (AVG)	OPP PTS (AVG)	MARGIN	NOTES
1921-22	L.T. Smith**	3-1	.750	55 (27.5)	61 (30.5)	- 3.0	
<b>Smith's record at WKU — 1 season: 3-1 (.750)**</b>							

SEASON	COACH	W-L	PCT	WKU PTS (AVG)	OPP PTS (AVG)	MARGIN	NOTES
1922-23	E.A. Diddle	12-2	.857	468 (33.4)	248 (17.7)	+ 15.7	Diddle wins his first WKU game, 103-7
1923-24	E.A. Diddle	9-9	.500	513 (28.5)	515 (28.6)	- 0.1	
1924-25	E.A. Diddle	8-6	.571	400 (28.6)	329 (23.5)	+ 5.1	
1925-26	E.A. Diddle	10-4	.714	469 (33.5)	341 (24.4)	+ 9.1	
1926-27	E.A. Diddle	12-7	.632	559 (29.4)	489 (25.7)	+ 3.7	
1927-28	E.A. Diddle	10-7	.588	568 (33.4)	473 (27.8)	+ 5.6	
1928-29	E.A. Diddle	8-10	.444	429 (23.8)	480 (26.7)	- 2.9	
1929-30	E.A. Diddle	4-12	.250	444 (27.8)	540 (33.8)	- 6.0	
1930-31	E.A. Diddle	11-3	.786	557 (39.8)	393 (28.1)	+ 11.7	
1931-32	E.A. Diddle	15-8	.652	687 (29.9)	622 (27.0)	+ 2.9	KIAC champ
1932-33	E.A. Diddle	16-6	.727	751 (34.1)	663 (30.1)	+ 4.0	KIAC champ
1933-34	E.A. Diddle	28-8	.778	1,213 (33.7)	964 (26.8)	+ 6.9	KIAC champ; SIAA champ
1934-35	E.A. Diddle	24-3	.889	1,006 (37.3)	653 (24.2)	+ 13.1	KIAC champ
1935-36	E.A. Diddle	26-4	.867	1,223 (40.8)	859 (28.6)	+ 12.2	KIAC champ
1936-37	E.A. Diddle	21-2	.913	912 (39.7)	609 (26.5)	+ 13.2	KIAC champ; SIAA champ
1937-38	E.A. Diddle	30-3	.909	1,357 (41.1)	983 (29.8)	+ 11.3	1st NCAA 30-game winner; KIAC, SIAA champ
1938-39	E.A. Diddle	22-3	.880	1,238 (49.5)	853 (34.1)	+ 15.4	KIAC champ; SIAA champ
1939-40	E.A. Diddle	24-6	.800	1,294 (43.1)	1,024 (34.1)	+ 9.0	NCAA; SIAA champ; KIAC champ
1940-41	E.A. Diddle	22-4	.846	1,230 (47.3)	910 (35.0)	+ 12.3	SIAA champ
1941-42	E.A. Diddle	29-5	.853	1,619 (47.6)	1,303 (38.3)	+ 9.3	NIT runner-up; KIAC champ; SIAA champ
1942-43	E.A. Diddle	24-3	.889	1,624 (60.1)	899 (33.2)	+ 26.9	NIT; KIAC champ
1943-44	E.A. Diddle	13-9	.591	967 (44.0)	873 (39.7)	+ 4.3	
1944-45	E.A. Diddle	17-10	.630	1,216 (45.0)	1,149 (42.6)	+ 2.4	
1945-46	E.A. Diddle	15-19	.441	1,627 (47.9)	1,649 (48.5)	- 0.6	
1946-47	E.A. Diddle	25-4	.862	1,805 (62.2)	1,283 (44.2)	+ 18.0	KIAC champ; SIAA champ
1947-48	E.A. Diddle	28-2	.933	2,057 (68.6)	1,495 (49.8)	+ 18.8	NIT, 3rd place; KIAC champ
1948-49	E.A. Diddle	25-4	.862	2,028 (69.9)	1,578 (54.4)	+ 15.5	NIT; OVC champ; OVC Tourney champ
1949-50	E.A. Diddle	25-6	.806	2,216 (71.5)	1,858 (59.9)	+ 11.6	NIT; OVC champ
1950-51	E.A. Diddle	19-10	.655	2,129 (73.4)	1,940 (66.9)	+ 6.5	
1951-52	E.A. Diddle	26-5	.839	2,388 (77.0)	2,045 (65.9)	+ 11.1	NIT; OVC champ; OVC Tourney champ
1952-53	E.A. Diddle	25-6	.806	2,548 (82.2)	2,081 (67.1)	+ 15.1	NIT; OVC Tourney champ
1953-54	E.A. Diddle	29-3	.906	2,730 (85.3)	2,221 (69.4)	+ 15.9	NIT, 4th place; OVC champ; OVC Tourney champ
1954-55	E.A. Diddle	18-10	.643	2,297 (82.0)	2,164 (77.4)	+ 4.6	OVC champ
1955-56	E.A. Diddle	16-12	.571	2,182 (77.9)	2,141 (76.5)	+ 1.4	OVC co-champ
1956-57	E.A. Diddle	17-9	.654	2,121 (81.6)	2,002 (77.0)	+ 4.6	OVC champ
1957-58	E.A. Diddle	14-11	.560	2,010 (80.4)	1,883 (75.3)	+ 5.1	
1958-59	E.A. Diddle	16-10	.615	2,128 (81.8)	1,926 (74.1)	+ 7.7	
1959-60	E.A. Diddle	21-7	.750	2,300 (82.1)	2,040 (72.9)	+ 9.2	NCAA Sweet 16; OVC champ
1960-61	E.A. Diddle	18-8	.692	2,056 (79.1)	1,970 (75.8)	+ 3.3	OVC co-champ
1961-62	E.A. Diddle	17-10	.630	2,224 (82.4)	2,084 (77.2)	+ 5.2	NCAA Sweet 16; OVC champ
1962-63	E.A. Diddle	5-16	.238	1,612 (76.8)	1,675 (79.8)	- 3.0	
1963-64	E.A. Diddle	5-16	.238	1,726 (82.2)	1,756 (83.6)	- 1.4	
<b>Diddle's record at WKU — 42 seasons: 759-302 (.715)</b>							

SEASON	COACH	W-L	PCT	WKU PTS (AVG)	OPP PTS (AVG)	MARGIN	NOTES
1964-65	John Oldham	18-9	.667	2,252 (83.4)	2,034 (75.2)	+ 8.2	NIT
1965-66	John Oldham	25-3	.893	2,395 (85.5)	1,890 (67.5)	+ 18.0	NCAA Sweet 16; OVC champ; OVC Tourney champ
1966-67	John Oldham	23-3	.885	2,192 (84.3)	1,788 (68.8)	+ 15.5	NCAA; OVC champ; OVC Tourney champ
1967-68	John Oldham	18-7	.720	2,025 (81.0)	1,888 (75.5)	+ 5.5	
1968-69	John Oldham	16-10	.615	2,069 (79.6)	1,952 (75.1)	+ 4.5	
1969-70	John Oldham	22-3	.880	2,260 (90.4)	1,924 (77.0)	+ 13.4	NCAA; OVC champ
1970-71	John Oldham	24-6	.800	2,592 (86.4)	2,274 (75.8)	+ 10.6	NCAA Final Four, 3rd place; OVC champ
<b>Oldham's record at WKU — 7 seasons: 146-41 (.781)</b>							

SEASON	COACH	W-L	PCT	WKU PTS (AVG)	OPP PTS (AVG)	MARGIN	NOTES
1971-72	Jim Richards	15-11	.577	2,164 (83.2)	2,140 (82.3)	+ 0.9	OVC co-champ
1972-73	Jim Richards	10-16	.385	2,133 (82.0)	2,243 (86.3)	- 4.3	
1973-74	Jim Richards	15-10	.600	2,070 (82.8)	2,067 (82.5)	+ 0.3	
1974-75	Jim Richards	16-8	.667	2,106 (87.7)	2,011 (83.8)	+ 3.9	
1975-76	Jim Richards	20-9	.690	2,457 (84.7)	2,271 (78.3)	+ 6.4	NCAA; OVC champ; OVC Tourney champ
1976-77	Jim Richards	10-16	.385	1,940 (74.6)	2,082 (80.1)	- 5.5	
1977-78	Jim Richards	16-14	.533	2,434 (81.1)	2,396 (79.9)	+ 1.2	NCAA Sweet 16; OVC Tourney champ
<b>Richards' record at WKU — 7 seasons: 102-84 (.548)</b>							
SEASON	COACH	W-L	PCT	WKU PTS (AVG)	OPP PTS (AVG)	MARGIN	NOTES
1978-79	Gene Keady	17-11	.607	2,082 (74.4)	1,948 (69.6)	+ 4.8	
1979-80	Gene Keady	21-8	.724	2,173 (74.9)	1,965 (67.8)	+ 7.1	NCAA; OVC co-champ; OVC Tourney champ
<b>Keady's record at WKU — 2 seasons: 38-19 (.667)</b>							
SEASON	COACH	W-L	PCT	WKU PTS (AVG)	OPP PTS (AVG)	MARGIN	NOTES
1980-81	Clem Haskins	21-8	.724	2,048 (70.6)	1,944 (67.0)	+ 3.6	NCAA; OVC champ; OVC Tourney champ
1981-82	Clem Haskins	19-10	.655	1,955 (67.4)	1,775 (61.2)	+ 6.2	NIT; OVC co-champ
1982-83	Clem Haskins	12-16	.429	1,870 (66.8)	1,872 (66.9)	- 0.1	
1983-84	Clem Haskins	12-17	.414	1,918 (66.1)	1,886 (65.0)	+ 1.1	
1984-85	Clem Haskins	14-14	.500	1,967 (70.3)	1,821 (65.0)	+ 5.3	
1985-86	Clem Haskins	23-8	.742	2,154 (69.5)	1,936 (62.5)	+ 7.0	NCAA
<b>Haskins' record at WKU — 6 seasons: 101-73 (.580)</b>							
SEASON	COACH	W-L	PCT	WKU PTS (AVG)	OPP PTS (AVG)	MARGIN	NOTES
1986-87	Murray Arnold	29-9	.763	2,989 (78.7)	2,585 (68.0)	+ 10.7	NCAA; SBC champ
1987-88	Murray Arnold	15-13	.536	2,029 (72.5)	2,007 (71.7)	+ 0.8	
1988-89	Murray Arnold	14-15	.483	2,204 (76.0)	2,211 (76.2)	- 0.2	
1989-90	Murray Arnold	13-17	.433	2,072 (69.1)	2,156 (71.9)	- 2.8	
<b>Arnold's record at WKU — 4 seasons: 71-54 (.568)</b>							
SEASON	COACH	W-L	PCT	WKU PTS (AVG)	OPP PTS (AVG)	MARGIN	NOTES
1990-91	Ralph Willard	14-14	.500	2,358 (84.2)	2,382 (85.1)	- 0.9	
1991-92	Ralph Willard	21-11	.656	2,557 (79.9)	2,411 (57.3)	+ 4.6	NIT
1992-93	Ralph Willard	26-6	.813	2,723 (85.1)	2,293 (71.7)	+ 13.4	NCAA Sweet 16; SBC Tourney champ
1993-94	Ralph Willard	20-11	.645	2,403 (77.5)	2,171 (70.0)	+ 7.5	NCAA; SBC champ
<b>Willard's record at WKU — 4 seasons: 81-42 (.659)</b>							
SEASON	COACH	W-L	PCT	WKU PTS (AVG)	OPP PTS (AVG)	MARGIN	NOTES
1994-95	Matt Kilcullen	27-4	.871	2,493 (80.4)	2,152 (69.4)	+ 11.0	NCAA; SBC champ; SBC Tourney champ
1995-96	Matt Kilcullen	13-14	.481	2,056 (76.1)	2,004 (74.2)	+ 1.9	
1996-97	Matt Kilcullen	12-15	.444	1,900 (70.4)	1,967 (72.9)	- 2.5	
1997-98	Matt Kilcullen	7-16	.304	1,513 (65.8)	1,626 (70.7)	- 4.9	
	Ron Brown-Al Seibert	3-3	.500	392 (65.3)	394 (65.7)	- 0.4	
<b>Kilcullen's record at WKU — 3-plus seasons: 59-49 (.546)</b>							
<b>Brown-Seibert's record at WKU — 6 games: 3-3 (.500)</b>							
SEASON	COACH	W-L	PCT	WKU PTS (AVG)	OPP PTS (AVG)	MARGIN	NOTES
1998-99	Dennis Felton	13-16	.448	1,862 (64.2)	1,927 (66.4)	-2.2	
1999-00	Dennis Felton	11-18	.379	1,995 (68.8)	2,069 (71.3)	-2.5	
2000-01	Dennis Felton	24-7	.774	2,303 (74.3)	1,889 (60.9)	+13.4	NCAA; SBC East champ; SBC Tourney champ
2001-02	Dennis Felton	28-4	.875	2,491 (77.8)	2,069 (64.7)	+13.1	NCAA; SBC East champ; SBC Tourney champ
2002-03	Dennis Felton	24-9	.727	2,430 (73.6)	2,194 (66.5)	+7.2	NCAA; SBC East champ; SBC Tourney champ
<b>Felton's record at WKU — 5 seasons: 100-54 (.649)</b>							
SEASON	COACH	W-L	PCT	WKU PTS (AVG)	OPP PTS (AVG)	MARGIN	NOTES
2003-04	Darrin Horn	15-12	.556	2,137 (76.3)	1,989 (71.0)	+5.3	
2004-05	Darrin Horn	22-8	.733	2,388 (77.0)	2,207 (71.2)	+5.8	NIT
2005-06	Darrin Horn	23-8	.742	2,408 (77.7)	2,220 (71.6)	+6.1	NIT; Sun Belt East Division champion
2006-07	Darrin Horn	22-11	.667	2,580 (78.2)	2,386 (72.3)	+5.9	
2007-08	Darrin Horn	29-7	.806	2,785 (77.4)	2,403 (66.8)	+10.6	NCAA Sweet 16; SBC East champ; SBC Tourney champ
<b>Horn's record at WKU — 5 seasons: 111-46 (.707)</b>							
SEASON	COACH	W-L	PCT	WKU PTS (AVG)	OPP PTS (AVG)	MARGIN	NOTES
2008-09	Ken McDonald	25-9	.735	2,454 (72.2)	2,278 (67.0)	+5.2	NCAA Second Rd.; SBC East champ; SBC Tourney champ
2009-10	Ken McDonald	21-13	.618	2,422 (71.2)	2,269 (66.7)	+4.5	
2010-11	Ken McDonald	16-16	.500	2,242 (70.1)	2,263 (70.7)	-0.6	
<b>McDonald's record at WKU — 3 seasons: 62-38 (.620)</b>							

All-Time Totals ..... 1,643-808 .670 166,630 (68.0)# 151,790 (61.9)# + 6.1

(\*) five games — no record

(\*\*) nine games — no record

(#) point totals include three-point field goals — 1982-83 & 1986-87-to date

**J.L. ARTHUR ERA**  
**1915-16 (2 SEASONS)**  
**7-2 (.778)**

**1914-15**

**OVERALL RECORD: 5-1**

Home: 3-1 • Away: 2-0

—	Bethel (Ky.)	.....W, 38-21
—	Vanderbilt Training	.....W, 40-8
—	at Middle Tennessee	.....W, 33-19
—	Middle Tennessee	.....L, 19-30
—	Eastern Kentucky	.....W, 26-21
—	at Eastern Kentucky	.....W, 22-18

**1915-16**

**OVERALL RECORD: 2-1**

Home: 1-1 • Away: 1-0

no record — 6 games

12/16	at Bethel (Ky.)	.....W
01/17	Bethel (Ky.)	.....W
01/27	Castle Heights	.....L, 27-37
02/04	Middle Tennessee	.....—
02/05	Middle Tennessee	.....—
02/10	Cumberland (Ky.)	.....—
02/11	Castle Heights	.....—
02/23	Eastern Kentucky	.....—
02/24	Eastern Kentucky	.....—

**1916-17 — 1920-21**

No Team — World War I

**L.T. SMITH ERA**  
**1921-22 (1 SEASON)**  
**3-1 (.750)**

**1921-22**

**OVERALL RECORD: 3-1**

Home: 1-0 • Away: 2-1

no record: 9 games

01/13	Southern Presbyterian	.....W, 28-25
01/23	Peabody	.....—
01/27	Bryson	.....—
02/04	at Eastern Kentucky	.....—
02/05	at Kentucky Wesleyan	.....L, 27-40
02/10	Tennessee Tech	.....—
02/11	Cumberland (Ky.)	.....—
02/23	Eastern Kentucky	.....—
02/25	at St. Mary's	.....W
03/02	at Peabody	.....—
03/03	at Bryson	.....—
03/04	at Cumberland (Ky.)	.....—
03/10	at Tennessee Tech	.....W

**E.A. DIDDLE ERA**  
**1923-64 (42 SEASONS)**  
**759-302 (.715)**

**24 CONFERENCE CHAMPIONSHIPS**  
**11 POSTSEASON APPEARANCES**  
**18 20-WIN SEASONS**

**1922-23**

**OVERALL RECORD: 12-2**

Home: 8-0 • Away: 4-2

01/10	Adairville (Ind.)	.....W, 103-7
01/13	Cumberland (Ky.)	.....W, 32-20
01/17	at Centre	.....L, 20-26
01/20	Berea	.....W, 23-18
01/22	Union (Ky.)	.....W, 25-22
01/25	at Vanderbilt B.	.....W, 18-10
01/26	at Cumberland (Ky.)	.....L, 16-24
01/27	at Southern Presbyterian	.....W, 33-31
02/07	Bethel (Tenn.)	.....W, 43-17
02/18	Tennessee Tech	.....W, 33-8
02/21	Vanderbilt B.	.....W, 33-13
02/22	at Eastern Kentucky	.....W, 29-17
02/22	at Union (Tenn.)	.....W, 23-18
03/03	Eastern Kentucky	.....W, 33-17

**Leading Scorer**

W.B. Owen — no stats available

**1923-24**

**OVERALL RECORD: 9-9**

Home: 8-4 • Away: 1-5

Captain: W.B. Owen

01/12	Horse Cave (Ind.)	.....W, 54-28
01/16	at Georgetown (Ky.)	.....L, 22-33
01/18	at Peabody	.....W, 36-16
01/23	at Middle Tennessee	.....L, 19-34
01/28	Berea	.....L, 21-34
01/30	Union (Ky.)	.....W, 32-21
02/01	Middle Tennessee	.....W, 29-24
02/02	Morton-Elliott	.....W, 45-12
02/05	at Bethel (Ky.)	.....L, 20-33
02/08	at Eastern Kentucky	.....L, 13-45
02/09	at Berea	.....L, 19-28
02/13	Bryson	.....W, 54-18
02/14	Centre	.....W, 29-28
02/20	Cumberland (Ky.)	.....W, 33-21
02/21	Bethel (Ky.)	.....W, 19-17
02/23	Peabody	.....L, 12-57
02/29	Michigan City (Ind.)	.....L, 29-33
03/01	Eastern Kentucky	.....L, 27-33

**Leading Scorer**

Harry "Pap" Glenn — no stats available

**1924-25**

**OVERALL RECORD: 8-6**

Home: 5-4 • Away: 3-2

Captain: Harry "Pap" Glenn

01/10	TNG Air Squadron	.....W, 63-23
01/14	Kentucky Wesleyan	.....L, 16-20
01/15	Middle Tennessee	.....L, 23-43
01/17	Southern YMCA	.....W, 26-19
01/19	at Eastern Kentucky	.....W, 30-19
01/20	at Centre	.....W, 34-32
01/30	Bethel (Ky.)	.....W, 26-15
01/31	Peabody	.....L, 13-16
02/12	at Bethel (Ky.)	.....W, 26-15
02/14	Detroit	.....L, 23-25
02/14	at Southern YMCA	.....L, 24-37
02/14	at Middle Tennessee	.....L, 36-37
02/24	Centre	.....W, 23-11
02/27	Eastern Kentucky	.....W, 37-17

**Leading Scorer**

Harry "Pap" Glenn — no stats available

**1925-26**

**OVERALL RECORD: 10-4**

Home: 6-1 • Away: 3-3 • Neutral: 1-0

Captain: Harry "Pap" Glenn

01/08	Union (Ky.)	.....W, 26-21
01/14	Burks Terrors	.....W, 33-31
01/16	Bethel (Ky.)	.....W, 45-15
01/20	at Louisville	.....L, 27-28
01/21	at Kentucky Wesleyan	.....L, 17-30
01/29	Centre	.....L, 18-22
01/30	Kentucky Wesleyan	.....W, 38-21
02/02	at Centre	.....W, 54-19
02/03	at Transylvania	.....W, 31-24
02/15	at Bethel (Ky.)	.....W, 59-22
02/17	Louisville	.....W, 31-28
02/19	Vanderbilt	.....W, 34-29
02/24	(1) vs. Louisville	.....W, 40-32
02/25	(1) at Kentucky Wesleyan	.....L, 16-19

(1) *KIAC Tournament; Winchester, Ky.*

**Leading Scorer**

Ted Hornback — 9.0 ppg

**1926-27**

**OVERALL RECORD: 12-7**

Home: 1-3 • Away: 9-2 • Neutral: 2-2

Captain: Ted Hornback

01/04	at Bemis	.....W, 33-11
01/05	at Bemis	.....L, 20-26

01/08	Vanderbilt	.....L, 20-40
01/14	Southern YMCA	.....W, 27-21
01/18	at Vanderbilt	.....W, 26-25
01/22	Eastern Kentucky	.....L, 29-38
01/25	at Bethel (Ky.)	.....W, 30-21
01/29	Evansville	.....L, 30-39
02/05	at Eastern Kentucky	.....W, 29-23
02/07	at Georgetown (Ky.)	.....W, 29-23
02/08	at Kentucky Wesleyan	.....W, 43-28
02/10	at Bethel (Ky.)	.....W, 39-27
02/16	at Louisville	.....W, 46-25
02/26	at Evansville	.....L, 11-31
02/27	(1) vs. Centre	.....W, 33-20
02/28	(1) at Kentucky Wesleyan	.....W, 43-24
02/28	(1) vs. Georgetown (Ky.)	.....L, 27-38
03/02	(2) vs. Newberry	.....W, 35-24
03/03	(2) at The Citadel	.....L, 36-43

(1) *KIAC Tournament; Winchester, Ky.*

(2) *SIAA Tournament; Charleston S.C.*

**Leading Scorer**

Ted Hornback — no stats available

**1927-28**

**OVERALL RECORD: 10-7**

Home: 5-1 • Away: 4-4 • Neutral: 1-2

Captain: Arnold Winkenhofner

01/08	at Bethel (Ky.)	.....L, 27-29
01/21	Berea	.....W, 45-21
01/25	at Centre	.....L, 27-31
01/27	Bethel (Ky.)	.....W, 29-27
01/30	Burks Terrors	.....L, 30-42
02/03	at Eastern Kentucky	.....W, 44-12
02/04	at Berea	.....W, 32-24
02/06	Georgetown (Ky.)	.....W, 29-28
02/07	at Union (Tenn.)	.....W, 35-31
02/08	at Union (Tenn.)	.....W, 35-32
02/09	at Southwestern	.....L, 29-40
02/11	Eastern Kentucky	.....W, 55-12
02/14	at Louisville	.....L, 17-37
02/18	Kentucky Wesleyan	.....W, 34-10
02/23	(1) vs. Berea	.....W, 38-22
02/24	(1) vs. Louisville	.....L, 29-35
03/01	(2) vs. Louisiana Tech	.....L, 33-40

(1) *KIAC Tournament; Winchester, Ky.*

(2) *SIAA Tournament; Chattanooga, Tenn.*

**Leading Scorer**

Ted Hornback — no stats available

**1928-29**

**OVERALL RECORD: 8-10**

Home: 5-6 • Away: 2-4 • Neutral: 1-0

Captain: Leslie Ellis

01/05	Pan-American	.....W, 24-22
01/08	Georgetown (Ky.)	.....L, 18-22
01/11	Eastern Kentucky	.....W, 24-15
01/14	Chattanooga	.....L, 17-41
01/16	at Middle Tennessee	.....L, 28-36
01/19	Berea	.....L, 27-34
01/21	Burks Terrors	.....L, 23-36
01/25	Kentucky Wesleyan	.....L, 15-26
01/29	at Bethel (Ky.)	.....W, 26-13
01/31	at Georgetown (Ky.)	.....L, 14-42
02/01	at Kentucky Wesleyan	.....W, 24-19
02/02	at Eastern Kentucky	.....L, 17-21
02/05	Middle Tennessee	.....L, 25-28
02/08	Bethel (Ky.)	.....W, 26-18
02/18	Union (Tenn.)	.....W, 39-31
02/18	Union (Tenn.)	.....W, 34-30
02/21	(1) vs. Georgetown (Ky.)	.....W, 27-22
02/22	(1) vs. Ky. Wesleyan	.....L, 21-24

(1) *KIAC Tournament; Winchester, Ky.*

**Leading Scorer**

Ted Hornback — no stats available



**1929-30**

**OVERALL RECORD: 4-12**

Home: 2-5 • Away: 1-6 • Neutral: 1-1

Captain: Ed Stansbury

01/11	at Vanderbilt	L, 17-37
01/14	Georgetown (Ky.)	L, 29-30
01/15	Georgetown (Ky.)	L, 18-19
01/17	Kentucky Wesleyan	L, 21-47
01/18	Kentucky Wesleyan	L, 26-27
01/25	Eastern Kentucky	L, 26-30
01/27	at Berea	L, 40-42
01/28	at Centre	L, 27-38
01/29	at Eastern Kentucky	L, 21-46
01/31	Kentucky Wesleyan	W, 29-28
02/04	at Middle Tennessee	L, 33-35
02/06	at Georgetown (Ky.)	L, 21-30
02/07	at Transylvania	W, 38-31
02/15	Centre	W, 36-28
02/20	(1) vs. Berea	W, 39-38
02/21	(1) vs. Georgetown (Ky.)	L, 23-34

(1) *KIAC Tournament; Winchester, Ky.*

**Leading Scorer**

Turner Elrod — no stats available

**1930-31**

**OVERALL RECORD: 11-3**

Home: 8-0 • Away: 1-1 • Neutral: 2-2

Captain: Turner Elrod

01/10	Kentucky Wesleyan	W, 37-26
01/14	Chattanooga	W, 39-17
01/20	at Middle Tennessee	W, 43-29
01/23	Eastern Kentucky	W, 49-25
01/24	Eastern Kentucky	W, 47-34
01/30	Berea	W, 51-44
02/06	Middle Tennessee	W, 52-40
02/09	(1) Georgetown (Ky.)	W, 41-24
02/10	Georgetown (Ky.)	W, 49-24
02/14	at Eastern Kentucky	L, 22-30
02/19	(2) vs. Centre	W, 37-35
02/20	(2) vs. Berea	L, 22-24
02/25	(3) vs. Howard	W, 34-26
02/26	(3) vs. Louisiana Normal	L, 34-39

(1) *First game played in WKU's new P.E. Building — home of the Hilltoppers*

(2) *KIAC Tournament; Winchester, Ky.*

(3) *SIAA Tournament; Jackson, Miss.*

**Leading Scorer**

Orlie Lawrence — no stats available

**1931-32**

**OVERALL RECORD: 15-8**

Home: 6-3 • Away: 6-4 • Neutral: 3-1

**KIAC Champion**

Captain: Orlie Lawrence

12/17	Russellville Ind.	W, 33-27
01/08	Union (Tenn.)	W, 39-16
01/12	at Louisville	L, 13-27
01/15	at Eastern Kentucky	L, 23-49
01/16	at Eastern Kentucky	W, 26-23
01/18	at Berea	W, 26-23
01/20	Chattanooga	W, 19-17
01/22	Middle Tennessee	L, 23-32
01/25	at Murray State	L, 24-26
01/28	at Birmingham Southern	W, 37-25
01/30	at Mississippi College	L, 33-37
02/01	Murray State	L, 26-38
02/02	Murray State	L, 21-34
02/04	at Transylvania	W, 26-20
02/11	Transylvania	W, 24-21
02/13	Eastern Kentucky	W, 47-21
02/16	at Middle Tennessee	W, 28-26
02/20	Louisville	W, 37-14
02/25	(1) vs. Transylvania	W, 37-25
02/26	(1) vs. Ky. Wesleyan	W, 29-25
02/27	(1) vs. Eastern Kentucky	W, 36-27

03/01	(2) vs. Louisiana College	W, 53-29
03/02	(2) vs. Murray State	L, 27-40

(1) *KIAC Tournament; Winchester, Ky.*

(2) *SIAA Tournament; Jackson, Miss.*

**Leading Scorer**

Tom Hobbs — no stats available

**1932-33**

**OVERALL RECORD: 16-6**

Home: 7-1 • Away: 4-4 • Neutral: 5-1

**KIAC Champion**

Captain: Wendell Johnson

01/07	Union (Tenn.)	W, 31-25
01/11	at Middle Tennessee	W, 43-29
01/12	at Tennessee Tech	L, 32-35
01/13	Eastern Kentucky	W, 27-19
01/18	Tennessee Tech	W, 34-31
01/20	at Murray State	W, 35-28
01/21	at Murray State	L, 20-42
01/27	Middle Tennessee	W, 43-29
01/28	at Chattanooga	L, 32-37
01/31	at Louisville	W, 39-31
02/02	at Eastern Kentucky	W, 31-24
02/04	at Evansville	L, 30-36
02/08	Louisville	W, 39-28
02/10	Evansville	W, 38-34
02/11	Berea	W, 38-28
02/18	Murray State	L, 37-54
02/22	(1) vs. Georgetown (Ky.)	W, 31-23
02/23	(1) vs. Transylvania	W, 43-23
02/24	(1) vs. Berea	W, 22-15
02/25	(1) vs. Murray State	W, 30-17
03/01	(2) vs. Erskine	W, 45-35
03/02	(2) vs. Centenary	L, 31-40

(1) *KIAC Tournament; Winchester, Ky.*

(2) *SIAA Tournament; Jackson, Miss.*

**Leading Scorer**

Tom Hobbs — no stats available

**1933-34**

**OVERALL RECORD: 28-8**

Home: 7-1 • Away: 14-6 • Neutral: 7-1

**KIAC Champion / SIAA Champion**

Captain: Tom Hobbs

12/16	at Eastern-Knott	W, 41-28
12/19	at Edentide AC	W, 31-27
12/20	(1) vs. Catholic Cm. Ctr.	L, 30-32
12/21	at YMHA (Louisville)	W, 57-32
12/28	at YMHA (Birmingham)	W, 39-15
01/02	at West Tennessee	W, 28-16
01/03	at Louisiana Tech	L, 38-45
01/04	at Louisiana College	W, 38-20
01/05	at SW Louisiana	W, 34-31
01/06	at Louisiana Normal	W, 33-29
01/08	at Birmingham Southern	W, 44-30
01/09	at Howard	W, 32-10
01/11	Evansville	L, 26-30
01/13	Eastern Kentucky	W, 30-16
01/15	at Berea	L, 30-33
01/16	at Union (Ky.)	L, 27-29
01/17	Middle Tennessee	W, 41-32
01/18	at Evansville	L, 17-33
01/23	at Murray State	W, 25-20
01/25	West Tennessee	W, 46-32
01/27	Tennessee Tech	W, 36-21
01/29	at Middle Tennessee	W, 52-29
01/31	Louisville	W, 43-34
02/06	Murray State	W, 30-24
02/09	at Eastern Kentucky	L, 13-32
02/13	Howard	W, 28-21
02/16	at Louisville	L, 25-30
02/17	at Tennessee Tech	W, 30-22
02/22	(2) vs. Eastern Kentucky	W, 30-19
02/23	(2) vs. Morehead State	W, 32-30
02/24	(2) vs. Ky. Wesleyan	W, 46-17

02/25	(2) at Louisville	W, 13-12
03/03	(3) vs. Louisville	W, 31-27
03/04	(3) vs. Louisiana Normal	W, 43-41
03/05	(3) vs. Erskine	W, 32-25
03/06	(3) vs. Berea	W, 42-40

(1) *at New Albany, Ind.*

(2) *KIAC Tournament; Louisville, Ky.*

(3) *SIAA Tournament; Jackson, Miss.*

**Leading Scorer**

Tom Hobbs — no stats available

**1934-35**

**OVERALL RECORD: 24-3**

Home: 15-1 • Away: 6-1 • Neutral: 3-1

**KIAC Champion**

Captain: Bernard "Peck" Hickman

12/29	at Evansville	L, 33-35
01/04	Cincinnati	L, 25-26
01/05	Louisville	W, 41-25
01/07	Howard	W, 36-17
01/12	Murray State	W, 32-29
01/15	Union (Tenn.)	W, 33-25
01/18	Berea	W, 41-33
01/21	Evansville	W, 38-36
01/26	Eastern Kentucky	W, 49-25
01/28	Mississippi College	W, 51-37
01/30	at Middle Tennessee	W, 35-25
02/05	Tennessee Tech	W, 38-28
02/07	at Centre	W, 42-35
02/08	at Eastern Kentucky	W, 42-35
02/09	at Louisville	W, 35-19
02/12	at Murray State	W, 44-24
02/14	at Tennessee Tech	W, 33-24
02/16	Middle Tennessee	W, 55-29
02/19	Centre	W, 39-15
02/21	(1) Berea	W, 40-19
02/22	(1) Georgetown (Ky.)	W, 37-10
02/23	(1) Morehead State	W, 12-4
02/23	(1) Murray State	W, 23-20
03/01	(2) vs. Charleston	W, 48-18
03/02	(2) vs. Mississippi College	W, 46-18
03/04	(2) vs. Centenary	W, 23-17
03/05	(2) at Millsaps	L, 29-31

(1) *KIAC Tournament; Bowling Green, Ky.*

(2) *SIAA Tournament; Jackson, Miss.*

**Leading Scorer**

Brad Mutchler — 9.6 ppg

**1935-36**

**OVERALL RECORD: 26-4**

Home: 11-0 • Away: 13-1 • Neutral: 2-3

**KIAC Champion**

Captain: Brad Muchler

01/06	at David Lipscomb	W, 50-40
01/07	at Alabama St. Teachers	W, 45-41
01/08	at So. Georgia Teachers	W, 44-26
01/09	at Tampa	W, 40-19
01/10	at Stetson	W, 24-20
01/11	at Stetson	W, 25-24
01/15	at Murray State	L, 15-31
01/17	Union (Ky.)	W, 44-32
01/18	at Louisville	W, 31-25
01/25	Eastern Kentucky	W, 46-30
01/28	Middle Tennessee	W, 36-14
01/30	at Centre	W, 38-31
01/31	at Eastern Kentucky	W, 61-23
02/01	at Union (Ky.)	W, 52-35
02/07	Louisville	W, 34-25
02/08	at Tennessee Tech	W, 42-25
02/10	at Berea	W, 40-23
02/13	Louisiana College	W, 31-21
02/15	Murray State	W, 29-23
02/18	at Middle Tennessee	W, 47-27
02/22	Centre	W, 36-28
02/24	Tennessee Tech	W, 48-21

YEAR-BY-YEAR RESULTS

02/28 (1) Murray State .....W, 55-31  
 02/29 (1) Morehead State .....W, 74-36  
 02/29 (1) Eastern Kentucky .....W, 34-22  
 03/07 (2) vs. Stetson .....W, 50-36  
 03/09 (2) vs. Louisiana Tech .....W, 60-41  
 03/10 (2) vs. Murray State .....L, 26-28  
 03/26 (3) vs. Arkansas .....L, 36-43  
 03/27 (3) vs. Arkansas .....L, 30-38  
 (1) *KIAC Tournament; Bowling Green, Ky.*  
 (2) *SIAA Tournament; Jackson, Miss.*  
 (3) *National Olympic Playoff, Little Rock, Ark.*  
 (first telephone transmission of away play-by-play to Western Campus)

**Leading Scorer**

Brad Mutchler — no stats available

**1936-37**

**OVERALL RECORD: 21-2**

Home: 9-1 • Away: 9-1 • Neutral: 3-0

**KIAC Champion / SIAA Champion**

Captain: Max Reed

Alt. Captain: Carl Lamar

01/08 at Howard .....W, 39-23  
 01/09 at Sewanee .....W, 48-22  
 01/11 at Berea .....W, 40-25  
 01/15 at Middle Tennessee .....W, 48-28  
 01/16 Louisville .....L, 25-33  
 01/20 Middle Tennessee .....W, 48-32  
 01/23 at Murray State (*ppd — flood*)  
 01/25 Vanderbilt .....W, 40-27  
 01/29 at Eastern Kentucky (*ppd — flood*)  
 01/30 at Centre (*ppd — flood*)  
 02/02 at Vanderbilt .....W, 35-15  
 02/04 at Tennessee Tech .....W, 32-24  
 02/06 Murray State .....W, 46-25  
 02/11 at Murray State .....L, 26-31  
 02/13 Berea .....W, 50-39  
 02/16 Tennessee Tech .....W, 30-20  
 02/18 at Union (Ky.) .....W, 43-31  
 02/19 at Eastern Kentucky .....W, 25-22  
 02/20 Centre .....W, 38-25  
 02/25 (1) at Eastern Kentucky .....W, 38-25  
 02/26 (1) vs. Ky. Wesleyan .....W, 51-26  
 02/27 (1) vs. Transylvania .....W, 53-36  
 02/27 (1) vs. Murray State .....W, 30-18  
 03/9 (2) Miss. College .....W, 60-25  
 03/10 (2) Union (Tenn.) .....W, 40-33  
 03/10 (2) Murray State .....W, 37-32

(1) *KIAC Tournament; Richmond, Ky.*  
 (2) *SIAA Tournament; Bowling Green, Ky.*

**Leading Scorer**

Harry Saddler — 14.3 ppg

**1937-38**

**OVERALL RECORD: 30-3**

Home: 13-1 • Away: 14-2 • Neutral: 3-0

**KIAC Champion / SIAA Champion**

Captain: William "Red" McCrocklin

12/09 at McKendree .....W, 51-33  
 12/10 at Bradley .....L, 33-39  
 12/11 at Illinois College .....W, 38-36  
 12/15 McKendree .....W, 37-28  
 12/16 at New Albany CCC .....W, 36-19  
 12/17 at Edantide AC .....W, 34-28  
 12/18 Ft. Knox Ind. ....W, 38-32  
 12/20 Beechmont AC .....W, 60-48  
 01/03 at Southeast Missouri .....W, 27-25  
 01/08 at Vanderbilt .....W, 39-25  
 01/13 at Tennessee Tech .....W, 40-33  
 01/15 Evansville .....W, 44-30  
 01/19 at Louisville .....W, 62-42  
 01/22 Murray State .....W, 29-26  
 01/24 Vanderbilt .....W, 38-18  
 01/28 Eastern Kentucky .....W, 51-34  
 02/01 at Morehead State .....W, 38-30

02/03 Louisville .....W, 53-32  
 02/05 at Murray State .....L, 18-30  
 02/08 Tennessee Tech .....W, 31-19  
 02/11 Bradley .....L, 24-32  
 02/12 at Eastern Kentucky .....W, 34-21  
 02/14 at Berea .....W, 53-23  
 02/16 Morehead State .....W, 42-25  
 02/17 at Evansville .....W, 52-42  
 02/18 Cumberland (Ky.) .....W, 49-36  
 02/25 (1) vs. Union (Ky.) .....W, 28-22  
 02/26 (1) vs. Morehead State .....W, 46-25  
 02/26 (1) vs. Murray State .....W, 35-23  
 03/03 (2) Louisiana Normal .....W, 45-30  
 03/04 (2) Union (Ky.) .....W, 49-28  
 03/05 (2) Delta State .....W, 59-40  
 03/05 (2) Murray State .....W, 44-39  
 (1) *KIAC Tournament; Richmond, Ky.*  
 (2) *SIAA Tournament; Bowling Green, Ky.*

**Leading Scorer**

Harry Saddler — 11.8 ppg

**1938-39**

**OVERALL RECORD: 22-3**

Home: 12-2 • Away: 7-1 • Neutral: 3-0

**KIAC Champion / SIAA Champion**

Captain: Harry Saddler

01/07 Transylvania .....W, 48-30  
 01/10 at Evansville .....L, 48-49  
 01/12 Tennessee Tech .....W, 40-24  
 01/14 at Murray State .....W, 38-36  
 01/16 Eastern Kentucky .....W, 42-29  
 01/17 at Louisville .....W, 50-36  
 01/20 Delta State .....W, 61-43  
 01/27 at Middle Tennessee .....W, 67-31  
 01/28 at Eastern Kentucky .....W, 49-37  
 01/30 Millsaps .....W, 45-19  
 02/04 Murray State .....W, 46-36  
 02/06 at Vanderbilt .....W, 51-31  
 02/07 Evansville .....L, 46-48  
 02/11 Louisville .....W, 57-30  
 02/14 Middle Tennessee .....W, 66-29  
 02/16 Berea .....W, 55-27  
 02/17 Vanderbilt .....L, 49-53  
 02/18 at Tennessee Tech .....W, 42-35  
 02/23 (1) at Eastern Kentucky .....W, 50-26  
 02/24 (1) vs. Louisville .....W, 47-28  
 02/25 (1) vs. Transylvania .....W, 53-40  
 02/25 (1) vs. Morehead State .....W, 37-33  
 03/03 (2) Presbyterian .....W, 51-27  
 03/04 (2) Louisiana Normal .....W, 44-33  
 03/04 (2) Jacksonville State .....W, 56-43  
 (1) *KIAC Tournament; Richmond, Ky.*  
 (2) *SIAA Tournament; Bowling Green, Ky.*

**Leading Scorer**

Harry Saddler — 15.9 ppg

Carlyle Towery — 10.6 ppg

**1939-40**

**OVERALL RECORD: 24-6**

Home: 12-1 • Away: 9-4 • Neutral: 3-1

**KIAC Champion / SIAA Champion**

**NCAA Tournament**

Captain: Herb Ball

12/09 Culver-Stockton .....W, 47-35  
 12/15 at Bradley .....L, 38-39  
 12/16 at St. Ambrose .....W, 40-32  
 12/18 at Southern Illinois .....L, 32-38  
 12/19 at Southeast Missouri .....W, 39-33  
 12/22 at Washington & Lee .....L, 34-44  
 01/02 Xavier .....W, 40-39  
 01/06 at Cumberland (Ky.) .....W, 40-30  
 01/08 Evansville .....W, 52-45  
 01/12 at Tennessee Tech .....W, 41-29  
 01/13 at Middle Tennessee .....W, 60-26  
 01/17 at Louisville .....W, 55-40

01/20 Murray State .....W, 39-30  
 01/27 Eastern Kentucky .....L, 32-45  
 01/29 Morehead State .....W, 44-34  
 02/02 at Eastern Kentucky .....W, 53-33  
 02/03 at Berea .....W, 46-28  
 02/06 Tennessee Tech .....W, 38-28  
 02/09 Louisville .....W, 54-40  
 02/10 at Murray State .....L, 30-36  
 02/13 at Evansville .....W, 55-36  
 02/16 Vanderbilt .....W, 36-25  
 02/17 Middle Tennessee .....W, 76-41  
 02/23 (1) vs. Union (Ky.) .....W, 44-39  
 02/24 (1) vs. Georgetown (Ky.) .....W, 45-39  
 02/24 (1) vs. Morehead State .....W, 36-33  
 03/01 (2) Wofford .....W, 55-21  
 03/02 (2) Murray State .....W, 25-23  
 03/02 (2) Louisiana Normal .....W, 39-33  
 03/23 (3) Duquesne .....L, 29-30  
 (1) *KIAC Tournament; Richmond, Ky.*  
 (2) *SIAA Tournament; Bowling Green, Ky.*  
 (3) *NCAA Tournament; Indianapolis, Ind.*

**Leading Scorer**

Carlyle Towery — 13.8 ppg

**1940-41**

**OVERALL RECORD: 22-4**

Home: 13-1 • Away: 6-2 • Neutral: 3-1

**SIAA Champion**

Captain: Alec Downing

12/07 (1) vs. Southern Illinois .....W, 44-33  
 12/13 Southeast Missouri .....W, 42-23  
 12/20 (2) vs. Washington & Lee .....W, 26-22  
 01/02 Ohio .....W, 57-41  
 01/08 at Tennessee Tech .....W, 42-16  
 01/11 Cumberland (Ky.) .....W, 52-25  
 01/13 Eastern Kentucky .....W, 61-27  
 01/17 Louisville .....W, 50-24  
 01/18 at Murray State .....W, 38-34  
 01/20 at Indiana State .....L, 26-30  
 01/22 Mississippi State .....W, 63-47  
 01/24 at Evansville .....W, 56-52  
 01/25 at Middle Tennessee .....W, 60-33  
 02/01 at Eastern Kentucky .....W, 59-40  
 02/04 Tennessee Tech .....W, 51-31  
 02/08 Murray State .....L, 34-38  
 02/12 Duquesne .....L, 33-46  
 02/17 Indiana State .....W, 30-22  
 02/20 Evansville .....W, 60-43  
 02/22 at Xavier .....W, 41-36  
 02/24 Middle Tennessee .....W, 59-38  
 02/28 (3) vs. Berea .....W, 53-33  
 03/01 (3) vs. Murray State .....L, 32-41  
 03/06 (4) Delta State .....W, 49-48  
 03/07 (4) Louisiana Normal .....W, 67-46  
 03/08 (4) Murray State .....W, 45-41  
 (1) *at Madisonville, Ky.*  
 (2) *at Louisville, Ky.*  
 (3) *KIAC Tournament; Richmond, Ky.*  
 (4) *SIAA Tournament; Bowling Green, Ky.*

**Leading Scorer**

Carlyle Towery — 17.0 ppg

**1941-42**

**OVERALL RECORD: 29-5**

Home: 14-0 • Away: 7-3 • Neutral: 8-2

**KIAC Champion / SIAA Champion**

**NIT — Runner-Up**

Captain: Howard "Tip" Downing

12/06 Camp Shelby .....W, 52-18  
 12/08 at Austin Peay .....W, 42-34  
 12/13 Wichita .....W, 36-9  
 12/15 (1) vs. Georgetown (Ky.) .....W, 48-38  
 12/18 at Southeast Missouri .....W, 47-36  
 12/19 at Southern Illinois .....W, 48-37  
 12/29 Washington & Lee .....W, 52-24

01/03 (2) vs. Illinois Wesleyan .....W, 60-41  
 01/05 (3) vs. Grate Lakes Trng .....L, 37-64  
 01/07 Austin Peay.....W, 46-34  
 01/10 Evansville.....W, 69-48  
 01/17 Murray State .....W, 29-27  
 01/21 Tennessee Tech .....W, 32-31  
 01/23 at Morehead State .....L, 49-56  
 01/31 Eastern Kentucky.....W, 45-31  
 02/03 at Indiana State .....W, 41-35  
 02/05 at Tennessee Tech .....L, 34-45  
 02/07 at Murray State .....L, 37-43  
 02/09 Morehead State .....W, 64-31  
 02/11 at Louisville .....W, 62-39  
 02/14 at Eastern Kentucky.....W, 43-40  
 02/16 Indiana State.....W, 53-48  
 02/19 at Evansville.....W, 41-40  
 02/21 Union (Ky.) .....W, 59-50  
 02/26 (4) vs. Murray State .....W, 46-44  
 02/27 (4) vs. Ky. Wesleyan .....W, 49-41  
 02/28 (4) vs. Berea .....W, 53-34  
 03/01 (4) vs. Union (Ky.) .....W, 43-41  
 03/06 (5) Tennessee Tech.....W, 61-35  
 03/07 (5) Southwestern Louisiana.....W, 49-43  
 03/08 (5) Delta State.....W, 49-37  
 03/19 (6) vs. CCNY.....W, 49-46  
 03/23 (6) vs. Creighton .....W, 49-38  
 03/25 (6) vs. West Virginia.....L, 45-47  
 (1) at Madisonville, Ky.  
 (2) at Owensboro, Ky.  
 (3) at Jeffersonville, Ky.  
 (4) KIAC Tournament; Richmond, Ky.  
 (5) SIAA Tournament; Bowling Green, Ky.  
 (6) NIT; Madison Square Garden; New York, N.Y.

**Leading Scorer**

Wallace "Buck" Sydnor — 10.4 ppg

**1942-43**

**OVERALL RECORD: 24-3**

Home: 11-0 • Away: 10-2 • Neutral: 3-1

**KIAC Champion**

**NIT**

Captains: Dero Downing, Wallace "Buck" Sydnor  
 12/04 Western Carolina .....W, 64-35  
 12/08 at Ft. Knox.....W, 54-26  
 12/11 Southeast Missouri .....W, 50-33  
 12/12 at Campbellsville.....W, 55-15  
 12/12 at Lindsey Wilson.....W, 74-15  
 12/18 at Southern Illinois .....W, 57-30  
 01/06 Ft. Knox.....W, 72-24  
 01/09 at Eastern Kentucky.....W, 61-47  
 01/13 Ft. Knox, Co E.....W, 86-30  
 01/15 at Tennessee Tech .....W, 60-24  
 01/20 Murray State .....W, 56-33  
 01/23 Eastern Kentucky.....W, 62-38  
 01/31 at St. Bonaventure .....W, 65-32  
 02/03 at CCNY .....W, 69-49  
 02/06 at La Salle .....W, 52-44  
 02/10 Campbellsville.....W, 86-24  
 02/10 Berry Field.....W, 79-23  
 02/13 at DePaul .....L, 40-44  
 02/15 at Evansville.....W, 52-48  
 02/17 at Murray State .....L, 28-41  
 02/20 Goldman Field.....W, 69-19  
 02/23 Evansville.....W, 62-39  
 02/26 (1) vs. Berea .....W, 54-37  
 02/27 (1) vs. Murray State .....W, 42-39  
 02/27 (1) vs. Morehead State .....W, 46-35  
 03/22 (2) vs. Fordham.....L, 58-60  
 (1) KIAC Tournament; Richmond, Ky.  
 (2) NIT; Madison Square Garden; New York, N.Y.

**Leading Scorer**

Don "Duck" Ray — 11.6 ppg

**1943-44**

**OVERALL RECORD: 13-9**

Home: 9-1 • Away: 4-7 • Neutral: 0-1

Captain: Jim Huter

11/27 at 508th Air Squadron .....W, 50-25  
 12/01 at Nashville Air Center .....W, 35-33  
 12/04 Ft. Knox Rep Tn.....W, 51-41  
 12/11 Evansville.....W, 37-31  
 12/16 at Nashville Air Center .....L, 33-47  
 12/25 (1) vs. Brooklyn.....L, 35-36  
 12/28 at Temple .....L, 48-67  
 01/01 at Canisius .....L, 50-54  
 01/08 Louisville .....W, 54-34  
 01/11 718 Tank Battalion .....W, 73-15  
 01/14 at Morehead State .....L, 29-34  
 01/15 at Marshall .....W, 39-36  
 01/19 Ft. Knox.....W, 39-23  
 01/22 at Murray State .....W, 36-35  
 01/26 Morehead State .....W, 41-35  
 01/29 at Berea .....L, 38-67  
 02/05 Murray State .....W, 47-38  
 02/07 Louisville .....L, 31-37  
 02/12 Berea .....L, 44-57  
 02/17 Marshall .....W, 61-48  
 02/19 at DePaul .....L, 35-56  
 02/26 Tennessee Tech .....W, 61-24  
 (1) at Madison Square Garden; New York, N.Y.

**Leading Scorer**

Jim Huter — 10.3 ppg

**1944-45**

**OVERALL RECORD: 17-10**

Home: 10-2 • Away: 6-6 • Neutral: 1-2

11/18 20th Ferrying Group.....W, 47-25  
 11/25 Camp Atterbury.....W, 38-19  
 12/02 at Smyrna Air Base .....L, 37-52  
 12/09 Bowling Green State.....L, 51-52  
 12/13 Southern Baptist Sem .....W, 52-37  
 12/20 220 Army Eng. ....W, 37-28  
 12/25 (1) vs. Brooklyn.....W, 2-0  
 12/27 at St. Joseph's (Pa.).....W, 81-48  
 12/30 at Cornell.....L, 53-64  
 01/01 at Canisius .....W, 50-43  
 01/06 Tennessee Tech .....W, 41-31  
 01/10 Louisville .....W, 44-41  
 01/13 (2) vs. DePaul .....L, 37-65  
 01/17 Murray State .....W, 38-30  
 01/20 Berea .....W, 57-33  
 01/23 at Tennessee Tech .....W, 41-31  
 01/26 at Morehead State .....L, 58-72  
 01/27 at Marshall .....L, 41-68  
 02/01 Marshall .....W, 67-45  
 02/03 at Evansville .....L, 41-45  
 02/05 Eastern Kentucky.....L, 36-44  
 02/07 Evansville.....W, 48-36  
 02/10 at Murray State .....W, 37-33  
 02/14 at Louisville .....L, 41-66  
 02/17 at Eastern Kentucky.....W, 48-42  
 02/20 Morehead State .....W, 36-34  
 02/24 (3) vs. DePaul .....L, 49-55  
 (1) at Madison Square Garden; New York, N.Y.  
 — forfeit  
 (2) at Louisville, Ky.  
 (3) at Chicago Stadium; Chicago, Ill.

**Leading Scorer**

Kenneth Sinkhorn — 9.8 ppg

**1945-46**

**OVERALL RECORD: 15-19**

Home: 7-5 • Away: 6-12 • Neutral: 2-2

11/09 at Smyrna Air Base .....W, 48-41  
 11/13 at 558th AAF Base.....W, 52-51  
 11/17 Southern Baptist Sem .....W, 53-35  
 11/19 10th Infantry.....W, 53-36  
 11/23 (1) vs. Miami (Ohio) .....W, 31-25

11/24 (1) vs. Marshall .....W, 51-45  
 11/24 (1) vs. Louisville .....L, 45-51  
 11/29 at Ft. Knox.....W, 64-53  
 11/30 Memphis Naval Air Ctr. ....L, 40-44  
 12/10 (2) vs. Southern Illinois .....L, 48-53  
 12/14 at Marshall .....L, 40-56  
 12/15 at Ohio .....L, 42-65  
 12/17 at Wright Field.....L, 80-84  
 12/18 at Miami (Ohio) .....W, 37-27  
 01/05 Evansville.....L, 40-44  
 01/09 at Tennessee Tech .....W, 60-31  
 01/12 DePaul .....L, 43-81  
 01/15 Eastern Kentucky.....L, 35-45  
 01/19 at Murray State .....L, 27-55  
 01/21 at Vanderbilt .....W, 42-29  
 01/23 Vanderbilt.....W, 45-32  
 01/26 Morehead State .....W, 62-40  
 01/28 Marshall .....W, 61-49  
 01/30 Tennessee Tech .....W, 60-27  
 02/02 at Louisville .....L, 54-65  
 02/06 at Evansville.....L, 42-53  
 02/09 Murray State .....W, 66-41  
 02/13 Louisville .....W, 54-65  
 02/16 at Eastern Kentucky.....L, 44-46  
 02/18 at Morehead State .....L, 49-53  
 02/21 (3) at Louisville.....L, 43-50

(1) Ohio Valley Tournament; Jeffersonville, Ind.

(2) at Paducah, Ky.

(3) KIAC Tournament; Louisville, Ky.

**Leading Scorers**

Chalmers Embry (5-10, Jr., G) — 12.5 ppg

Maurice Hale — 10.2 ppg

**1946-47**

**OVERALL RECORD: 25-4**

Home: 14-0 • Away: 6-3 • Neutral: 5-1

**KIAC Champion / SIAA Champion**

12/07 at Louisville .....L, 52-60  
 12/09 (1) vs. Southern Illinois .....W, 62-48  
 12/14 at Bowling Green State .....L, 37-39  
 12/31 Nebraska.....W, 74-56  
 01/02 Bowling Green State.....W, 62-43  
 01/06 Brigham Young.....W, 62-44  
 01/07 Brigham Young.....W, 59-40  
 01/11 Louisville .....W, 77-34  
 01/14 at Evansville.....W, 63-47  
 01/15 Havana.....W, 83-55  
 01/18 at Canisius .....W, 52-50  
 01/21 (1) at St. John's (N.Y.).....W, 61-54  
 01/23 (2) at Georgetown (D.C.) .....L, 46-57  
 01/25 at St. Joseph's (Pa.).....W, 56-50  
 02/01 Murray State .....W, 66-32  
 02/04 Morehead State .....W, 69-41  
 02/05 Eastern Kentucky.....W, 81-47  
 02/08 at Murray State .....W, 54-47  
 02/11 Evansville .....W, 58-23  
 02/14 at Morehead State .....W, 50-37  
 02/15 at Eastern Kentucky.....L, 46-49  
 03/01 Hawaii .....W, 87-37  
 03/03 (3) vs. Centre .....W, 63-23  
 03/04 (3) at Louisville .....W, 76-52  
 03/05 (3) vs. Georgetown (Ky.) .....W, 56-38  
 03/05 (3) vs. Eastern Kentucky.....W, 54-37  
 03/06 (4) Northwest Louisiana.....W, 82-50  
 03/07 (4) Delta State.....W, 62-47  
 03/08 (4) Miami (Fla.).....W, 55-46  
 (1) at Madison Square Garden; New York, N.Y.  
 (2) at Uline Arena; Washington, D.C.  
 (3) KIAC Tournament; Louisville, Ky.  
 (4) SIAA Tournament, Bowling Green, Ky.

**Leading Scorers**

Odie Spears (6-4, Jr., F) — 13.9 ppg

Don "Duck" Ray (6-5, Jr., F) — 12.6 ppg



**1947-48**

**OVERALL RECORD: 28-2**

Home: 11-0 • Away: 10-1 • Neutral: 7-1

**KIAC Champion**

**NIT — 3rd place**

12/02	Kentucky Wesleyan	.....W, 51-31
12/05	(1) vs. Canterbury	.....W, 82-34
12/10	at Evansville	.....W, 58-42
12/13	Morehead State	.....W, 78-40
12/15	at Ft. Knox	.....W, 101-68
12/27	(1) vs. Utah State	.....W, 80-49
12/29	at Bowling Green State	.....L, 64-75
01/02	Georgetown (DC)	.....W, 58-37
01/05	Evansville	.....W, 67-44
01/10	Maryville	.....W, 77-37
01/14	at Louisville	.....W, 71-44
01/17	at Canisius	.....W, 74-52
01/20	(2) vs. Long Island	.....W, 62-47
01/24	at St. Joseph's (Pa.)	.....W, 84-73
01/29	Arkansas State	.....W, 76-37
01/31	at Eastern Kentucky	.....W, 49-42
02/02	at Kentucky Wesleyan	.....W, 83-52
02/04	Bowling Green State	.....W, 66-52
02/07	at Murray State	.....W, 59-46
02/10	North Dakota	.....W, 62-47
02/14	Murray State	.....W, 76-65
02/17	Louisville	.....W, 77-55
02/19	at Morehead State	.....W, 43-40
02/21	Eastern Kentucky	.....W, 65-51
02/26	(3) vs. Berea	.....W, 87-51
02/27	(3) vs. Eastern Kentucky	.....W, 62-52
02/28	(3) at Louisville	.....W, 63-62
03/12	(4) vs. La Salle	.....W, 68-61
03/15	(4) vs. St. Louis	.....L, 53-60
03/17	(4) vs. DePaul	.....W, 61-59

(1) at Armory; Louisville, Ky.

(2) at Madison Square Garden; New York, N.Y.

(3) KIAC Tournament; Louisville, Ky.

(4) NIT; Madison Square Garden; New York, N.Y.

**Leading Scorers**

Odie Spears (6-5, Sr., F) — 14.0 ppg  
John Oldham (6-2, Jr., F) — 11.2 ppg

**1948-49**

**OVERALL RECORD: 25-4**

Home: 10-1 • Away: 10-2 • Neutral: 5-1

**OVC Champion**

Conference Record: 8-2 (H: 4-1 • A: 4-1)

**OVC Tournament Champion**

**NIT**

**Final Poll: AP — 5th**

12/06	Kentucky Wesleyan	.....W, 62-51
12/19	Emporia State	.....W, 61-34
12/11	Bowling Green State	.....W, 60-51
12/13	at Morehead State*	.....W, 66-51
12/15	at Eastern Kentucky*	.....W, 56-53
12/18	(1) vs. Washington & Lee	.....W, 89-43
12/27	at Canisius	.....W, 65-55
12/30	(2) vs. Long Island	.....W, 83-58
01/01	at St. Joseph's (Pa.)	.....W, 86-69
01/08	Berea	.....W, 77-36
01/10	Louisville*	.....W, 56-44
01/13	at Evansville*	.....W, 72-66
01/18	(3) AP Poll — 3rd	
01/18	Memphis State	.....W, 78-51
01/21	at Miami (Fla.)	.....W, 78-45
01/22	at Miami (Fla.)	.....W, 63-47
01/25	AP Poll — 4th	
01/29	Eastern Kentucky*	.....L, 40-42
01/31	at Kentucky Wesleyan	.....W, 80-74
02/01	AP Poll — 6th	
02/02	at Louisville*	.....L, 64-70
02/05	Murray State*	.....W, 61-47
02/08	AP Poll — 6th	

02/08	Evansville*	.....W, 71-47
02/11	(4) vs. Baldwin-Wallace	.....W, 67-58
02/12	at #14 Bowling Green State	.....L, 58-72
02/14	at Murray State*	.....W, 73-54
02/15	AP Poll — 7th	
02/17	Morehead State*	.....W, 69-48
02/19	East Tennessee	.....W, 90-53
02/22	AP Poll — 7th	
02/24	(5) vs. Tennessee Tech	.....W, 73-42
02/26	(5) vs. Eastern Kentucky	.....W, 70-54
02/26	(5) at Louisville	.....W, 74-68
03/01	AP Poll — 6th	
03/08	AP Poll — 5th	
03/14	(6) vs. #7 Bradley	.....L, 86-95

(\* Ohio Valley Conference game

(1) at Armory; Louisville, Ky.

(2) at Madison Square Garden; New York, N.Y.

(3) First AP Poll in history

(4) at Cleveland (Ohio) Arena

(5) OVC Tournament; Louisville, Ky.

(6) NIT; Madison Square Garden; New York, N.Y.

**Leading Scorers**

Bob Lavoy (6-6, So., C) — 12.8 ppg  
John Oldham (6-2, Sr., F) — 11.0 ppg

**1949-50**

**OVERALL RECORD: 25-6**

Home: 11-0 • Away: 9-3 • Neutral: 5-3

**OVC Champion**

Conference Record: 8-0 (H: 4-0 • A: 4-0)

**NIT**

**Final Poll: AP — 8th**

12/03	at Morehead State*	.....W, 58-47
12/05	Kentucky Wesleyan	.....W, 89-45
12/08	(1) vs. Bowling Green St.	.....W, 78-57
12/10	at Xavier	.....W, 59-57
12/13	Georgetown (Ky.)	.....W, 67-48
12/17	at Cincinnati	.....L, 54-55
12/26	at Canisius	.....W, 74-61
12/29	(2) vs. Long Island	.....L, 66-73
01/02	at La Salle	.....L, 69-80
01/07	Eastern Kentucky*	.....W, 86-61
01/09	Xavier	.....W, 63-51
01/10	AP Poll — 14th	
01/11	at Louisville	.....L, 59-70
01/14	at Murray State*	.....W, 58-52
01/16	#12 Cincinnati	.....W, 84-59
01/17	AP Poll — 17th	
01/18	at Evansville*	.....W, 73-69
01/21	at Eastern Kentucky*	.....W, 69-51
01/24	AP Poll — 17th	
01/27	at Miami (Fla.)	.....W, 66-61
01/28	at Miami (Fla.)	.....W, 78-61
01/30	at Tampa	.....W, 79-59
01/31	AP Poll — 14th	
02/03	#15 Louisville	.....W, 84-62
02/07	AP Poll — 11th	
02/07	Morehead State*	.....W, 77-65
02/09	(3) vs. Bowling Green St.	.....W, 103-87
02/11	Murray State*	.....W, 54-50
02/14	AP Poll — 9th	
02/15	Miami (Fla.)	.....W, 79-57
02/16	Miami (Fla.)	.....W, 83-47
02/18	Evansville*	.....W, 81-56
02/21	AP Poll — 9th	
02/24	(4) vs. Tennessee Tech	.....W, 79-60
02/25	(4) vs. Murray State	.....W, 58-54
02/25	(4) vs. Eastern Kentucky	.....L, 50-62
02/28	AP Poll — 7th	
03/07	AP Poll — 8th	
03/11	(5) vs. Niagara	.....W, 79-72
03/13	(5) at #9 St. John's (N.Y.)	.....L, 60-69

(\* Ohio Valley Conference game

(1) at Armory; Louisville, Ky.

(2) at Madison Square Garden; New York, N.Y.  
(3) at Cleveland (Ohio) Arena  
(4) OVC Tournament; Louisville, Ky.  
(5) NIT; Madison Square Garden; New York, N.Y.

**Leading Scorers**

Bob Lavoy (6-7, Jr., C) — 21.7 ppg  
Jack Turner (6-3, So., F) — 11.2 ppg

**1950-51**

**OVERALL RECORD: 19-10**

Home: 12-0 • Away: 3-6 • Neutral: 4-4

**OVC — 4th**

Conference Record: 4-4 (H: 4-0 • A: 0-4)

11/30	Southeastern Louisiana	.....W, 73-59
12/05	Georgetown (Ky.)	.....W, 93-44
12/09	at Cincinnati	.....L, 45-70
12/12	West Texas State	.....W, 74-46
12/14	Tampa	.....W, 103-70
12/16	High Point	.....W, 77-64
12/18	at Morehead State*	.....L, 63-70
12/26	at #16 La Salle	.....W, 73-63
12/28	(1) vs. #4 Long Island	.....L, 70-77
12/30	(2) vs. St. Bonaventure	.....L, 57-62
01/08	Xavier	.....W, 79-62
01/10	(3) vs. Evansville*	.....W, 75-63
01/13	Murray State*	.....W, 65-56
01/16	Miami (Fla.)	.....W, 89-47
01/18	at Evansville*	.....L, 46-77
01/20	(3) vs. Bowling Green St.	.....W, 69-68
01/26	at Miami (Fla.)	.....W, 68-64
01/27	at Tampa	.....W, 67-64
02/03	at Eastern Kentucky*	.....L, 70-84
02/08	#11 Cincinnati	.....W, 75-70
02/10	at Murray State*	.....L, 70-77
02/14	Kentucky Wesleyan	.....W, 86-62
02/17	Eastern Kentucky*	.....W, 84-80
02/19	Morehead State*	.....W, 95-73
02/24	(4) vs. Murray State	.....L, 77-78
02/24	(4) vs. Evansville	.....W, 72-71
02/28	at Xavier	.....L, 64-67
03/15	(5) vs. Bowling Green St.	.....W, 78-77
03/27	(6) at #11 Bradley	.....L, 71-75

(\* Ohio Valley Conference game

(1) at Madison Square Garden; New York, N.Y.

(2) at Memorial Auditorium; Buffalo, N.Y.

(3) at Sportscenter; Owensboro, Ky.

(4) OVC Tournament; Louisville, Ky.

(5) at Toledo, Ohio

(6) National Campus Tournament; Peoria, Ill.

**Leading Scorers**

Rip Gish (6-5, Sr., F) — 16.3 ppg  
Jack Turner (6-3, Jr., F) — 13.5 ppg  
Gene Rhodes (6-0, Jr., F) — 11.0 ppg

**Leading Rebounder**

Rip Gish (6-5, Sr., F) — 15.5 rpg

**1951-52**

**OVERALL RECORD: 26-5**

Home: 11-0 • Away: 10-2 • Neutral: 5-3

**OVC Champion**

Conference Record: 11-1 (H: 6-0 • A: 5-1)

**OVC Tournament Champion**

**NIT**

**Final Poll: UPI — 16th**

11/30	Southeastern Louisiana	.....W, 77-57
12/01	Tennessee Tech*	.....W, 89-62
12/06	at Evansville*	.....W, 69-56
12/08	Bowling Green State	.....W, 89-57
12/10	at Morehead State*	.....W, 65-54
12/15	at Cincinnati	.....W, 76-71
12/17	Central Missouri	.....W, 76-56
12/18	AP Poll — 16th	
12/19	(1) vs. Xavier	.....W, 92-82
12/26	AP Poll — 11th	



12/29 (2) vs. St. Bonaventure .....L, 60-73  
 01/01 at # 13 La Salle .....L, 58-67  
 01/03 (3) vs. #11 Seton Hall.....L, 65-77  
 01/12 at Murray State\* .....W, 77-64  
 01/16 at Tennessee Tech\* .....W, 64-55  
 01/19 Eastern Kentucky\* .....W, 69-63  
 01/25 at Miami (Fla.) .....W, 102-74  
 01/28 at Tampa .....W, 82-77  
 01/30 Cincinnati .....W, 79-63  
 02/02 Marshall\* .....W, 76-65  
 02/05 AP Poll — 20th  
 02/05 at Morehead State\* .....W, 80-72  
 02/07 Tampa .....W, 79-70  
 02/09 at Eastern Kentucky\* .....L, 62-73  
 02/12 at Marshall\* .....W, 87-82  
 02/16 Murray State\* .....W, 97-63  
 02/18 Evansville\* .....W, 92-58  
 02/21 (4) vs. Evansville.....W, 83-63  
 02/22 (4) vs. Marshall .....W, 89-74  
 02/23 (4) vs. Murray State .....W, 47-45  
 02/26 AP Poll — 18th  
 02/27 at Kentucky Wesleyan .....W, 94-68  
 03/03 at Bowling Green State .....W, 82-75  
 03/08 (5) vs. # 17 Louisville .....W, 62-59  
 03/10 (5) vs. #15 St. Bonaventure .....L, 69-70  
 (\*) Ohio Valley Conference game  
 (1) at Armory; Louisville, Ky.  
 (2) at Memorial Auditorium; Buffalo, N.Y.  
 (3) at Madison Square Garden; New York, N.Y.  
 (4) OVC Tournament; Louisville, Ky.  
 (5) NIT; Madison Square Garden; New York, N.Y.

**Leading Scorers**

Tom Marshall (6-4, So., F) — 19.0 ppg  
 Art Spoelstra (6-9, So., C) — 15.6 ppg  
 Richard White (5-10, Jr., G) — 13.1 ppg  
 Dan King (6-6, So., F) — 10.4 ppg  
 Gene Rhodes (6-0, Sr., G) — 10.4 ppg

**1952-53**

**OVERALL RECORD: 25-6**

Home: 12-0 • Away: 8-3 • Neutral: 5-3

**OVC — 2nd**

Conference Record: 8-2 (H: 5-0 • A: 3-2)

**OVC Tournament Champion**

**NIT**

**Final Polls: AP — 17th; UPI — 16th**

11/29 at Kentucky Wesleyan .....W, 76-62  
 12/02 at Middle Tennessee\* .....W, 87-57  
 12/08 Morehead State\* .....W, 56-33  
 12/13 at Morehead State\* .....W, 79-66  
 12/16 AP Poll — 11th  
 12/16 at Cincinnati .....W, 77-76  
 12/18 (1) vs. #4 Seton Hall .....L, 74-77  
 12/20 at St. Joseph's (Pa.) .....W, 88-83  
 12/23 AP Poll — 10th  
 12/29 (2) vs. # 20 Idaho .....L, 60-75  
 12/30 AP Poll — 10th  
 12/30 (2) vs. #8 Tulsa .....W, 79-70  
 12/31 (2) vs. Penn State .....W, 91-78  
 01/03 (3) vs. # 15 St. Bonaventure .....W, 94-63  
 01/06 AP Poll — 10th  
 01/08 Cincinnati .....W, 84-76  
 01/10 Murray State\* .....W, 62-57  
 01/13 AP Poll — 10th  
 01/13 Tennessee Tech\* .....W, 99-61  
 01/17 at Eastern Kentucky\* .....L, 69-78  
 01/20 AP Poll — 12th  
 01/22 at Miami (Fla.) .....W, 98-56  
 01/24 at Loyola (La.) .....W, 84-75  
 01/26 Tampa .....W, 117-58  
 01/27 AP Poll — 9th  
 01/31 Tampa .....W, 104-56  
 02/02 Bowling Green State .....W, 71-60  
 02/03 AP Poll — 8th

02/04 Dayton .....W, 88-77  
 02/07 #15 Eastern Kentucky\* .....W, 86-76  
 02/09 Loyola (La.) .....W, 92-67  
 02/10 AP Poll — 9th  
 02/14 at Murray State\* .....L, 67-77  
 02/17 AP Poll — 9th  
 02/17 Middle Tennessee\* .....W, 95-57  
 02/19 at Tennessee Tech\* .....W, 74-61  
 02/21 Kentucky Wesleyan .....W, 108-69  
 02/23 at Bowling Green State .....L, 82-86  
 02/24 AP Poll — 8th  
 02/27 (4) vs. Morehead State .....W, 76-65  
 02/28 (4) vs. # 20 Eastern Kentucky .....W, 70-60  
 03/03 AP Poll — 9th  
 03/10 AP Poll — 9th  
 03/10 (5) #11 Duquesne .....L, 61-69  
 03/24 AP Poll — 17th  
 (\*) Ohio Valley Conference game  
 (1) at Madison Square Garden; New York, N.Y.  
 (2) at Louisville, Ky.  
 (3) at All-College Tournament; Oklahoma City  
 (4) OVC Tournament; Louisville, Ky.  
 (5) NIT; at Madison Square Garden; New York, NY

**Leading Scorers**

Tom Marshall (6-4, Jr., F) — 18.5 ppg  
 Art Spoelstra (6-9, Jr., C) — 16.5 ppg  
 Dan King (6-6, Jr., F) — 13.8 ppg  
 Richard White (5-10, Sr., G) — 12.1 ppg

**1953-54**

**OVERALL RECORD: 29-3**

Home: 12-0 • Away: 9-1 • Neutral: 8-2

**OVC Champion**

Conference Record: 9-1 (H: 5-0 • A: 4-1)

**OVC Tournament Champion**

**NIT — 4th place**

**Final Polls: AP — 8th; UPI — 6th**

11/25 at Belmont .....W, 108-75  
 11/28 at Kentucky Wesleyan .....W, 86-74  
 12/04 Gustavus Adolphus .....W, 90-73  
 12/05 Southeastern Louisiana .....W, 84-60  
 12/08 AP Poll — 11th  
 12/08 at Middle Tennessee\* .....W, 88-80  
 12/12 Morehead State\* .....W, 98-77  
 12/15 AP Poll — 10th  
 12/15 at Cincinnati .....W, 74-71  
 12/17 (1) vs. St. Francis (N.Y.) .....W, 78-55  
 12/19 (2) vs. St. Bonaventure .....W, 82-76  
 12/22 AP Poll — 6th  
 12/28 (3) vs. Houston .....W, 91-61  
 12/29 AP Poll — 7th  
 12/29 (3) vs. Eastern Kentucky .....W, 81-78  
 12/30 (3) at Louisville .....W, 89-71  
 01/05 AP Poll — 5th  
 01/05 Middle Tennessee\* .....W, 98-67  
 01/09 at Murray State\* .....W, 57-43  
 01/12 AP Poll — 5th  
 01/13 at #17 Dayton .....W, 79-75 (3ot)  
 01/16 Eastern Kentucky\* .....W, 122-78  
 01/19 AP Poll — 4th  
 01/20 at Tennessee Tech\* .....W, 62-51  
 01/23 Memphis State .....W, 63-53  
 01/26 AP Poll — 4th  
 01/29 Regis .....W, 87-72  
 02/01 (4) vs. Bowling Green St. ....W, 94-82  
 02/02 AP Poll — 4th  
 02/04 Stetson .....W, 81-63  
 02/06 at Eastern Kentucky\* .....L, 54-63  
 02/08 at Morehead State\* .....W, 88-75  
 02/09 AP Poll — 5th  
 02/13 Murray State\* .....W, 104-68  
 02/15 Kentucky Wesleyan .....W, 81-65  
 02/16 AP Poll — 4th  
 02/20 Tennessee Tech\* .....W, 108-63

02/22 Cincinnati .....W, 92-77  
 02/23 AP Poll — 4th  
 02/25 (5) vs. Morehead State .....W, 97-79  
 02/26 (5) vs. Eastern Kentucky .....W, 85-69  
 03/02 AP Poll — 3rd  
 03/08 (6) vs. Bowling Green St. ....W, 95-81  
 03/09 AP Poll — 4th  
 03/11 (6) vs. #6 Holy Cross .....L, 69-75  
 03/13 (6) vs. Niagara .....L, 65-71  
 (\*) Ohio Valley Conference game  
 (1) at Madison Square Garden; New York, N.Y.  
 (2) at Buffalo, N.Y.  
 (3) KIT; Louisville, Ky.  
 (4) at Louisville, Ky.  
 (5) OVC Tournament; Louisville, Ky.  
 (6) NIT; Madison Square Garden; New York, N.Y.

**Leading Scorers**

Tom Marshall (6-4, Sr., F) — 25.9 ppg  
 Art Spoelstra (6-9, Sr., C) — 17.1 ppg  
 Jack Turner (6-4, Sr., G) — 12.7 ppg  
 Forest Able (6-3, So., G) — 11.0 ppg

**Leading Rebounders**

Tom Marshall (6-4, Sr., F) — 14.9 ppg  
 Art Spoelstra (6-9, Sr., C) — 12.9 ppg

**1954-55**

**OVERALL RECORD: 18-10**

Home: 11-2 • Away: 5-5 • Neutral: 2-3

**OVC Champion**

Conference Record: 8-2 (H: 5-0 • A: 3-2)

12/02 Gustavus Adolphus .....W, 90-78  
 12/04 at Morehead State\* .....L, 79-89  
 12/07 AP Poll — 20th  
 12/09 (1) vs. Seton Hall .....L, 85-98  
 12/11 at LeMoyne .....L, 75-77  
 12/14 Cincinnati .....W, 85-75  
 12/16 Colorado State .....W, 75-67  
 12/23 Pacific .....W, 86-65  
 12/27 (2) vs. Eastern Kentucky\* .....L, 81-84  
 12/28 (2) vs. Murray State\* .....W, 98-89  
 12/30 Brigham Young .....W, 89-78  
 01/06 Middle Tennessee\* .....W, 83-71  
 01/08 at Murray State\* .....W, 71-70  
 01/10 Xavier .....L, 80-82 (2ot)  
 01/12 at Middle Tennessee\* .....L, 77-84  
 01/15 at Eastern Kentucky\* .....W, 84-78  
 01/19 at #18 Dayton .....L, 73-91  
 01/24 Tennessee Tech\* .....W, 81-73  
 01/28 at Bowling Green State .....W, 89-69  
 01/29 at Cincinnati .....L, 91-101  
 02/01 # 15 Dayton .....L, 67-73  
 02/05 Eastern Kentucky\* .....W, 98-76  
 02/09 at Tennessee Tech\* .....W, 80-68  
 02/12 Murray State\* .....W, 85-80  
 02/16 Oklahoma City .....W, 71-59  
 02/18 at Xavier .....W, 75-72  
 02/19 Morehead State\* .....W, 96-75  
 02/24 (3) vs. Tennessee Tech .....W, 80-65  
 02/25 (3) vs. Murray State .....L, 72-77  
 (\*) Ohio Valley Conference game

(1) at Madison Square Garden; New York, N.Y.  
 (2) KIT; Louisville, Ky.  
 (3) OVC Tournament; Louisville, Ky.

**Leading Scorers**

Ralph Crosthwaite (6-9, Fr., C) — 16.8 ppg  
 Lynn Cole (6-3, Sr., G-F) — 16.7 ppg  
 Forest Able (6-3, Jr., G) — 14.2 ppg  
 Jerry Whitsell (6-6, Sr., F) — 13.3 ppg

**Leading Rebounder**

Ralph Crosthwaite (6-9, Fr., C) — 10.9 rpg

**1955-56**

**OVERALL RECORD: 16-12**

Home: 10-1 • Away: 4-7 • Neutral: 2-4

**OVC Co-Champion**

Conference Record: 7-3 (H: 5-0 • A: 3-2)

12/01 Gustavus Adolphus .....W, 89-62  
 12/03 (1) vs. Alabama .....L, 85-90  
 12/08 (2) vs. Seton Hall .....L, 85-87  
 12/10 at Cincinnati .....L, 54-83  
 12/15 at Tulsa .....L, 56-67  
 12/17 at #20 Oklahoma City .....L, 87-92  
 12/27 (3) vs. Ohio .....W, 76-60  
 12/28 (3) at #11 Louisville .....W, 86-77  
 12/29 (3) vs. Murray State\* .....L, 69-74  
 01/05 at Xavier .....W, 73-72  
 01/07 Murray State\* .....W, 88-77  
 01/10 at #17 Memphis State .....L, 64-80  
 01/12 Midwestern .....W, 66-65  
 01/14 at Eastern Kentucky\* .....W, 73-67  
 01/18 Kentucky Wesleyan .....L, 66-70  
 01/21 Morehead State\* .....W, 86-80  
 01/28 at Tennessee Tech\* .....L, 79-101  
 01/31 at Middle Tennessee\* .....W, 86-78  
 02/04 Bowling Green State .....W, 70-57  
 02/06 Eastern Kentucky\* .....W, 93-92 (ot)  
 02/11 at Murray State\* .....L, 70-74  
 02/16 Xavier .....W, 74-65  
 02/21 Cincinnati .....W, 85-74  
 02/25 at Morehead State\* .....L, 72-73  
 02/28 Tennessee Tech\* .....W, 86-75  
 03/03 Middle Tennessee\* .....W, 100-85  
 03/07 (4) vs. Tennessee Tech .....W, 84-80  
 03/08 (4) vs. Morehead State .....L, 80-84

(\* Ohio Valley Conference game

(1) at Louisville, Ky.

(2) at Madison Square Garden; New York, N.Y.

(3) KIT; Louisville, Ky.

(4) OVC Playoff; Louisville, Ky.

**Leading Scors**

Forest Able (6-3, Sr., G) — 18.1 ppg  
 Owen Lawson (6-0, So., G) — 16.7 ppg  
 Bob Daniels (6-6, Jr., F-C) — 11.6 ppg  
 Eric Back (6-0, So., G) — 11.6 ppg

**Leading Rebounder**

Bob Daniels (6-6, Jr., F-C) — 14.9 rpg

**1956-57**

**OVERALL RECORD: 17-9**

Home: 7-3 • Away: 7-4 • Neutral: 3-2

**OVC Champion**

Conference Record: 9-1 (H: 5-0 • A: 4-1)

12/03 Gustavus Adolphus .....W, 94-55  
 12/08 at Kentucky Wesleyan .....W, 90-72  
 12/10 New Mexico A&M .....W, 95-74  
 12/11 AP Poll — 12th  
 12/13 (1) vs. Seton Hall .....L, 69-78  
 12/18 AP Poll — 20th  
 12/19 (2) vs. #2 San Francisco .....W, 61-57  
 12/26 AP Poll — 15th  
 12/27 (3) vs. La Salle .....W, 89-76  
 12/28 (3) vs. Pittsburgh .....L, 81-85  
 12/29 (3) vs. Stanford .....W, 76-66  
 01/02 AP Poll — 14th  
 01/03 at Xavier .....L, 79-87  
 01/05 at Murray State\* .....W, 90-78  
 01/07 # 11 Oklahoma City .....L, 78-85  
 01/08 AP Poll — 18th  
 01/12 Eastern Kentucky\* .....W, 91-71  
 01/15 AP Poll — 20th  
 01/15 Tennessee Tech\* .....W, 88-74  
 01/22 AP Poll — 20th  
 01/26 at DePaul .....W, 80-76 (ot)  
 01/30 at Middle Tennessee\* .....W, 79-72  
 02/02 at Eastern Kentucky\* .....W, 75-70  
 02/05 at # 16 Memphis State .....L, 84-86

02/09 Murray State\* .....W, 60-58  
 02/11 at # 13 Oklahoma City .....L, 67-96  
 02/13 at Wichita .....W, 82-76  
 02/16 Morehead State\* .....W, 97-81  
 02/20 at Morehead State\* .....L, 81-87  
 02/23 #20 Memphis State .....L, 82-98  
 02/25 at Tennessee Tech\* .....W, 96-85  
 02/27 Xavier .....L, 71-77  
 03/02 Middle Tennessee\* .....W, 86-82

(\* Ohio Valley Conference game

(1) at Madison Square Garden; New York, N.Y.

(2) at Louisville, Ky. (Freedom Hall Dedication)

(3) Orange Bowl Tournament; Miami, Fla.

**Leading Scors**

Ralph Crosthwaite (6-9, So., C) — 20.3 ppg  
 Owen Lawson (6-0, Jr., G) — 15.5 ppg  
 Bill Case (6-4, Jr., F) — 13.2 ppg  
 Eric Back (6-0, Jr. G) — 11.3 ppg  
 Bob Daniels (6-6, Sr., F) — 10.9 ppg

**Leading Rebounders**

Ralph Crosthwaite (6-9, So., C) — 11.9 rpg  
 Bob Daniels (6-6, Sr., F) — 11.7 rpg

**1957-58**

**OVERALL RECORD: 14-11**

Home: 9-3 • Away: 3-6 • Neutral: 2-2

**OVC — 3rd**

Conference Record: 5-5 (H: 3-2 • A: 2-3)

12/07 at Evansville .....L, 98-105 (ot)  
 12/10 East Tennessee .....W, 85-60  
 12/14 Morehead State\* .....W, 101-70  
 12/16 Hardin-Simmons .....W, 92-60  
 12/19 (1) vs. Seton Hall .....W, 101-75  
 12/24 AP Poll — 16th  
 12/26 (2) vs. Niagara .....L, 74-77 (ot)  
 12/27 (2) vs. Denver .....L, 63-84  
 12/28 (2) vs. Tulane .....W, 78-72  
 01/04 Murray State\* .....L, 55-57  
 01/08 Oklahoma City .....W, 70-56  
 01/11 at Eastern Kentucky\* .....W, 89-80  
 01/18 at Tennessee Tech\* .....L, 75-84 (ot)  
 01/20 at Xavier .....L, 76-102  
 01/23 Middle Tennessee\* .....W, 69-67  
 01/25 Bowling Green State .....W, 83-65  
 01/31 at Oklahoma City .....L, 59-67  
 02/01 at Wichita .....W, 96-85  
 02/04 DePaul .....W, 77-62  
 02/08 at Murray State\* .....W, 70-64  
 02/11 Tennessee Tech\* .....L, 73-85  
 02/14 at Morehead State\* .....L, 60-75  
 02/18 at Middle Tennessee\* .....L, 75-81  
 02/22 Eastern Kentucky\* .....W, 100-70  
 02/24 Evansville .....W, 100-80  
 02/26 Xavier .....L, 91-100

(\* Ohio Valley Conference game

(1) at Madison Square Garden; New York, N.Y.

(2) All-College Tournament; Oklahoma City,

Okla.

**Leading Scors**

Ralph Crosthwaite (6-9, Jr., C) — 22.8 ppg  
 Bill Case (6-4, Sr., F) — 15.0 ppg  
 Owen Lawson (6-0, Sr., G) — 14.6 ppg  
 Eric Back (6-0, Sr., G) — 12.1 ppg

**Leading Rebounder**

Ralph Crosthwaite (6-9, Jr., C) — 15.3 rpg

**1958-59**

**OVERALL RECORD: 16-10**

Home: 10-1 • Away: 5-7 • Neutral: 1-2

**OVC — 2nd**

Conference Record: 8-4 (H: 5-1 • A: 3-3)

12/06 New Mexico A&M .....W, 79-60  
 12/08 Mississippi Southern .....W, 80-56  
 12/13 at Morehead State\* .....L, 78-86  
 12/18 (1) vs. Seton Hall .....L, 67-73

12/20 at La Salle .....L, 76-84  
 01/03 Eastern Kentucky\* .....W, 76-73  
 01/05 Tennessee Tech\* .....L, 73-81  
 01/10 at Bowling Green State .....L, 61-76  
 01/12 at East Tennessee\* .....W, 86-84  
 01/17 Murray State\* .....W, 87-77 (2ot)  
 01/19 at Middle Tennessee\* .....W, 89-65  
 01/24 (2) vs. #10 West Virginia .....L, 72-74  
 01/16 La Salle .....W, 96-74  
 01/30 at Tampa .....W, 83-64  
 01/31 at Miami (Fla.) .....L, 95-109  
 02/06 at DePaul .....L, 70-80  
 02/07 (2) vs. Army .....W, 94-73  
 02/10 at Tennessee Tech\* .....L, 74-83  
 02/12 Tampa .....W, 89-57  
 02/14 Morehead State\* .....W, 88-74  
 02/16 Xavier .....W, 94-67  
 02/18 at Eastern Kentucky\* .....L, 70-72  
 02/21 at Murray State\* .....W, 75-62  
 02/23 at Xavier .....W, 82-73  
 02/28 Middle Tennessee\* .....W, 110-85  
 03/03 East Tennessee\* .....W, 84-64

(\* Ohio Valley Conference game

(1) at Madison Square Garden; New York, N.Y.

(2) at Freedom Hall; Louisville, Ky.

**Leading Scors**

Ralph Crosthwaite (6-9, Sr., C) — 20.8 ppg  
 Charlie Osborne (6-6, So., C) — 14.1 ppg  
 Al Ellison (6-4, Jr., F) — 12.5 ppg  
 Don Parsons (6-1, Jr., G) — 11.6 ppg

**Leading Rebounder**

Ralph Crosthwaite (6-9, Sr., C) — 12.8 rpg

**1959-60**

**OVERALL RECORD: 21-7**

Home: 11-1 • Away: 6-5 • Neutral: 4-1

**OVC Champion**

Conference Record: 10-2 (H: 6-0 • A: 4-2)

**NCAA Tournament**

12/03 Union (Tenn.) .....W, 123-71  
 12/05 Northwest Louisiana .....W, 89-60  
 12/10 (1) vs. Seton Hall .....W, 78-69  
 12/12 at Illinois .....L, 80-93  
 12/15 Morehead State\* .....W, 70-68  
 12/19 at East Tennessee\* .....W, 103-77  
 12/29 (2) vs. Mississippi State .....W, 61-50  
 12/30 (2) at Tulane .....W, 71-67  
 01/05 AP Poll — 18th  
 01/06 DePaul .....W, 86-65  
 01/09 at Eastern Kentucky\* .....L, 73-80  
 01/12 Tennessee Tech\* .....W, 71-67  
 01/16 at Murray State\* .....L, 72-87  
 01/20 at Xavier .....L, 66-76  
 01/23 Bowling Green State .....W, 85-61  
 01/28 at Marshall .....L, 97-100 (ot)  
 01/30 at La Salle .....W, 76-70  
 02/06 at Middle Tennessee\* .....W, 109-89  
 02/10 Xavier .....L, 73-82  
 02/13 at Morehead State\* .....W, 85-72  
 02/16 Eastern Kentucky\* .....W, 38-20  
 02/20 Murray State\* .....W, 65-57  
 02/23 at Tennessee Tech\* .....W, 109-80  
 02/27 Middle Tennessee\* .....W, 109-80  
 02/29 Kent State .....W, 69-60  
 03/02 East Tennessee\* .....W, 83-69  
 03/08 (3) vs. Miami (Fla.) .....W, 107-84  
 03/11 (4) vs. #3 Ohio State .....L, 79-98  
 03/12 (4) vs. Ohio .....W, 97-87

(\* Ohio Valley Conference game

(1) at Madison Square Garden; New York, N.Y.

(2) Sugar Bowl Tournament; New Orleans, La.

(3) NCAA Tournament; Lexington, Ky.

(4) NCAA Tournament; Louisville, Ky.

**Leading Scors**

Charlie Osborne (6-6, Jr., C) — 17.8 ppg

Bobby Rascoe (6-4, So., G) — 16.8 ppg  
 Al Ellison (6-4, Sr., F) — 14.0 ppg  
 Harry Todd (6-8, So., F-C) — 12.8 ppg  
 Don Parsons (6-1, Sr., G) — 10.5 ppg  
**Leading Rebounders**  
 Harry Todd (6-8, So., F-C) — 10.6 rpg  
 Charlie Osborne (6-6, Jr., C) — 10.0 rpg

**1960-61**

**OVERALL RECORD: 18-8**

Home: 12-0 • Away: 5-6 • Neutral: 1-2

**OVC Co-Champion**

Conference Record: 9-3 (H: 6-0 • A: 3-3)

12/01 at Middle Tennessee\*.....W, 70-67  
 12/03 Abilene Christian.....W, 59-54  
 12/06 Lamar.....W, 74-71  
 12/09 East Tennessee\*.....W, 77-65  
 12/12 (1) vs. Utah State.....W, 86-72  
 12/13 (1) at #9 Louisville.....L, 71-86  
 12/15 Morehead State\*.....W, 83-77  
 12/29 (2) vs. #19 Memphis State.....L, 74-95  
 12/30 (2) at Tulane.....W, 81-60  
 01/07 Eastern Kentucky\*.....W, 88-76  
 01/10 at Tennessee Tech\*.....W, 82-78  
 01/14 Murray State\*.....W, 79-77  
 01/17 Tennessee Tech\*.....W, 88-75  
 01/20 at Xavier.....L, 77-80  
 01/21 at Bowling Green State.....L, 62-74  
 01/31 La Salle.....W, 73-69  
 02/04 DePaul.....W, 71-65  
 02/06 Marshall.....W, 100-77  
 02/08 Xavier.....W, 68-61  
 02/13 at Eastern Kentucky\*.....L, 72-81  
 02/18 at Murray State\*.....L, 87-95  
 02/21 at Morehead State\*.....L, 94-100  
 02/24 at East Tennessee\*.....W, 88-82  
 02/27 Middle Tennessee\*.....W, 84-73  
 03/01 at Louisville.....W, 96-80  
 03/08 (3) vs. Morehead State.....L, 72-80 (ot)

(\* Ohio Valley Conference game

- (1) Bluegrass Tournament; Louisville, Ky.
- (2) Sugar Bowl Tournament; New Orleans, La.
- (3) OVC Playoff; Louisville, Ky.

**Leading Scorers**

Bobby Rascoe (6-4, Jr., G) — 20.1 ppg  
 Charlie Osborne (6-6, Sr., C) — 19.0 ppg  
 Bobby Jackson (6-4, So., F) — 13.0 ppg  
 Harry Todd (6-8, Jr., F-C) — 11.2 ppg

**Leading Rebounders**

Harry Todd (6-8, Jr., F-C) — 11.6 rpg  
 Charlie Osborne (6-6, Sr., C) — 10.7 rpg

**1961-62**

**OVERALL RECORD: 17-10**

Home: 10-0 • Away: 6-6 • Neutral: 1-4

**OVC Champion**

Conference Record: 11-1 (H: 6-0 • A: 5-1)

**NCAA Tournament**

12/09 at Kent State.....W, 88-81  
 12/12 Northwest Louisiana.....W, 93-66  
 12/15 (1) vs. St. Bonaventure.....L, 65-66  
 12/16 (1) vs. Texas.....L, 68-78  
 12/19 Southeast Louisiana.....W, 86-62  
 12/29 at Marshall.....L, 84-89  
 12/30 at Xavier.....L, 83-95  
 01/06 (2) New Mexico State.....W, 71-67  
 01/09 Tennessee Tech\*.....W, 93-61  
 01/13 at Murray State\*.....W, 72-61  
 01/18 at Morehead State\*.....W, 80-79  
 01/20 Middle Tennessee\*.....W, 89-69  
 01/27 at Eastern Kentucky\*.....W, 96-62  
 01/30 at Tennessee Tech\*.....L, 72-79  
 02/03 at DePaul.....L, 78-86  
 02/06 at East Tennessee\*.....W, 89-84  
 02/13 at Middle Tennessee\*.....W, 87-81

02/17 Murray State\*.....W, 96-77  
 02/19 Morehead State\*.....W, 77-51  
 02/21 Xavier.....W, 88-83  
 02/24 Eastern Kentucky\*.....W, 88-74  
 02/26 East Tennessee\*.....W, 77-66  
 03/02 at La Salle.....L, 84-88  
 03/07 at Louisville.....L, 71-88  
 03/12 (3) vs. Detroit.....W, 90-81  
 03/16 (4) vs. #1 Ohio State.....L, 73-93  
 03/17 (4) vs. Butler.....L, 86-87

(\* Ohio Valley Conference game

- (1) Bluegrass Tournament; Louisville, Ky.
- (2) E.A. Diddle's 1,000th game as basketball coach at Western, making him the first coach in history to reach that total at one school.
- (3) NCAA Tournament; Lexington, Ky.
- (4) NCAA Tournament; Iowa City, Iowa

**Leading Scorers**

Bobby Rascoe (6-4, Sr., G) — 25.17 ppg  
 Darel Carrier (6-3, So., G) — 13.7 ppg  
 Bobby Jackson (6-4, Jr., F) — 13.3 ppg  
 Jim Dunn (6-5, Jr., F) — 12.3 ppg  
 Harry Todd (6-8, Sr., C) — 11.8 ppg

**Leading Rebounder**

Harry Todd (6-8, Sr., C) — 12.5 rpg

**1962-63**

**OVERALL RECORD: 5-16**

Home: 4-6 • Away: 1-10

**OVC — 7th**

Conference Record: 3-9 (H: 2-4 • A: 1-5)

12/01 at David Lipscomb.....L, 68-75  
 12/04 Texas Wesleyan.....W, 101-66  
 12/07 Southwestern Louisiana.....W, 79-66  
 12/10 at Middle Tennessee\*.....L, 82-86  
 12/15 Bowling Green State.....L, 58-83  
 01/02 at Vanderbilt.....L, 69-71  
 01/05 Eastern Kentucky\*.....L, 69-79  
 01/08 at Tennessee Tech\*.....L, 60-76  
 01/12 Murray State\*.....L, 70-73  
 01/14 Southern Illinois.....L, 79-88  
 01/16 at Morehead State\*.....L, 71-87  
 01/30 at Louisville.....L, 66-81  
 02/02 Tennessee Tech\*.....W, 107-83  
 02/05 Morehead State\*.....L, 71-81  
 02/09 at East Tennessee\*.....L, 77-82  
 02/12 Middle Tennessee\*.....W, 79-71  
 02/16 at Murray State\*.....L, 74-87  
 02/19 at Southern Illinois.....L, 73-95  
 02/23 at Eastern Kentucky\*.....W, 94-77  
 02/26 East Tennessee\*.....L, 79-80  
 03/02 DePaul.....L, 86-88

(\* Ohio Valley Conference game

**Leading Scorers**

Darel Carrier (6-2, Jr., G) — 19.2 ppg  
 Bobby Jackson (6-4, Sr., F) — 18.5 ppg  
 Jim Dunn (6-5, Sr., F) — 13.1 ppg

**Leading Rebounder**

Bobby Jackson (6-4, Sr., F) — 9.4 rpg

**1963-64**

**OVERALL RECORD: 5-16**

Home: 5-7 • Away: 0-7 • Neutral: 0-2

**OVC — 8th**

Conference Record: 3-11 (H: 3-4 • A: 0-7)

12/07 (1) Vanderbilt.....L, 60-82  
 12/14 Middle Tennessee\*.....W, 90-54  
 12/17 West Texas State.....L, 83-84  
 12/27 (2) vs. South Carolina.....L, 60-75  
 12/28 (2) vs. Memphis State.....L, 83-88  
 01/04 DePaul.....L, 82-99  
 01/06 at Eastern Kentucky\*.....L, 65-70  
 01/14 Tennessee Tech\*.....L, 83-89  
 01/18 at Murray State\*.....L, 77-86  
 01/23 Morehead State\*.....W, 80-74

02/05 Austin Peay\*.....L, 69-73  
 02/07 at Tennessee Tech\*.....L, 83-92 (ot)  
 02/08 Tampa.....W, 126-79  
 02/11 at Morehead State\*.....L, 95-102 (ot)  
 02/15 East Tennessee\*.....W, 79-68  
 02/18 at Middle Tennessee\*.....L, 84-93  
 02/22 Murray State\*.....L, 77-85  
 02/25 La Salle.....W, 107-95  
 02/27 at Austin Peay\*.....L, 75-76  
 02/29 Eastern Kentucky\*.....L, 69-90  
 03/03 at East Tennessee\*.....L, 99-102

(\* Ohio Valley Conference game

- (1) First game in E.A. Diddle Arena
- (2) Vanderbilt Invitational; Nashville, Tenn.

**Leading Scorers**

Darel Carrier (6-3, Sr., G) — 26.0 ppg  
 Ray Keeton (6-6, Jr., F) — 13.5 ppg  
 Bane Sarrett (6-5, So., F) — 11.3 ppg  
 Ray Rhorer (6-2, Jr., G) — 10.5 ppg

**Leading Rebounder**

Ray Keeton (6-6, Jr., F) — 12.6 rpg

**JOHN OLDHAM ERA**

1965-71 (7 SEASONS)

146-41 (.781)

4 CONFERENCE CHAMPIONSHIPS

5 POSTSEASON APPEARANCES

1 FINAL FOUR APPEARANCE

4 20-WIN SEASONS

**1964-65**

**OVERALL RECORD: 18-9**

Home: 10-2 • Away: 5-5 • Neutral: 3-2

**OVC — 2nd**

Conference Record: 10-4 (H: 6-1 • A: 4-3)

**NIT**

12/01 Belmont.....L, 50-52  
 12/05 at Bowling Green State.....W, 90-77  
 12/08 at Vanderbilt.....L, 79-94  
 12/12 Chattanooga.....W, 94-78  
 12/15 Carson-Newman.....W, 73-54  
 12/17 Texas Wesleyan.....W, 118-87  
 12/21 (1) vs. Middle Tennessee.....W, 100-65  
 12/22 (1) vs. Eastern Kentucky.....W, 82-73  
 12/23 (1) vs. Murray State.....L, 68-77  
 01/05 Murray State\*.....W, 71-70 (ot)  
 01/09 at Tennessee Tech\*.....W, 87-78  
 01/11 at East Tennessee\*.....W, 70-69  
 01/16 Eastern Kentucky\*.....L, 70-95  
 01/18 Morehead State\*.....W, 93-65  
 01/23 Union (Tenn.).....W, 94-69  
 01/30 Middle Tennessee\*.....W, 134-84  
 02/01 at Austin Peay\*.....W, 78-74  
 02/06 East Tennessee\*.....W, 96-79  
 02/08 Tennessee Tech\*.....W, 92-83  
 02/13 at Morehead State\*.....L, 55-66  
 02/15 at Eastern Kentucky\*.....L, 69-80  
 02/18 at Middle Tennessee\*.....W, 94-83  
 02/20 at La Salle.....L, 77-91  
 02/22 Austin Peay\*.....W, 116-77  
 02/27 at Murray State\*.....L, 91-103  
 03/13 (2) vs. Fordham.....W, 57-53  
 03/16 (2) vs. Army.....L, 54-58

(\* Ohio Valley Conference game

- (1) OVC Tournament; Louisville, Ky.
- (2) NIT; Madison Square Garden; New York, N.Y.

**Leading Scorers**

Clem Haskins (6-3, So., F) — 23.4 ppg  
 Steve Cunningham (6-5, Jr., C) — 13.9 ppg  
 Dwight Smith (6-3, So., G) — 13.1 ppg  
 Ray Rhorer (6-2, Sr., G) — 12.8 ppg

**Leading Rebounders**

Dwight Smith (6-3, So., G) — 13.1 rpg  
 Clem Haskins (6-3, So., F) — 10.9 rpg



**1965-66**

**OVERALL RECORD: 25-3**

Home: 12-0 • Away: 7-2 • Neutral: 6-1

**OVC Champion**

Conference Record: 14-0 (H: 7-0 • A: 7-0)

**OVC Tournament Champion**

**NCAA Tournament**

**Final Poll: AP — 10th**

12/02	Parsons.....	W, 98-77
12/04	La Salle.....	W, 93-67
12/06	Campbellsville.....	W, 101-59
12/11	Memphis State.....	W, 100-61
12/14	Abilene Christian.....	W, 84-59
12/17	(1) vs. Southern Methodist.....	W, 82-68
12/18	(1) at Vanderbilt.....	L, 69-72
12/20	(2) vs. Morehead State.....	W, 80-55
12/21	(2) vs. Tennessee Tech.....	W, 78-63
12/21	(2) vs. Eastern Kentucky.....	W, 83-67
01/08	at Tennessee Tech*.....	W, 120-92
01/10	East Tennessee*.....	W, 85-69
01/15	at Eastern Kentucky*.....	W, 107-88
01/17	at Morehead State*.....	W, 45-35
01/22	at Dayton.....	L, 57-77
01/31	at Middle Tennessee*.....	W, 93-56
02/05	at Murray State*.....	W, 101-84
02/07	at Austin Peay*.....	W, 94-67
02/12	at East Tennessee*.....	W, 96-79
02/14	Tennessee Tech*.....	W, 85-72
02/19	Morehead State*.....	W, 73-58
02/21	Eastern Kentucky*.....	W, 72-67
02/26	Murray State*.....	W, 71-59
02/28	Middle Tennessee*.....	W, 81-47
03/03	Austin Peay*.....	W, 76-63
03/07	(3) vs. Loyola (Ill.).....	W, 105-86
03/08	AP Poll — 10th	
03/11	(4) vs. Michigan.....	L, 79-80
03/12	(4) vs. Dayton.....	W, 82-68

(\*) *Ohio Valley Conference game*

- (1) *Vanderbilt Invitational; Nashville, Tenn.*
- (2) *OVC Tournament; Louisville, Ky.*
- (3) *NCAA Tournament; Kent, Ohio*
- (4) *NCAA Tournament; Iowa City, Iowa*

**Leading Scorers**

Clem Haskins (6-3, Jr., F) — 20.4 ppg  
 Dwight Smith (6-4, Jr., G) — 16.1 ppg  
 Steve Cunningham (6-5, Sr., C) — 15.1 ppg  
 Wayne Chapman (6-6, So., G) — 13.3 ppg

**Leading Rebounders**

Greg Smith (6-5, So., F) — 10.3 rpg  
 Clem Haskins (6-3, Jr., F) — 10.0 rpg

**1966-67**

**OVERALL RECORD: 23-3**

Home: 9-1 • Away: 10-1 • Neutral: 4-1

**OVC Champion**

Conference Record: 13-1 (H: 7-0 • A: 6-1)

**OVC Tournament Champion**

**NCAA Tournament**

**Final Polls: AP — 6th; UPI — 7th**

*Preseason AP Poll — 8th*

12/01	Vanderbilt.....	L, 70-76
12/03	at Memphis State.....	W, 52-44
12/10	Tampa.....	W, 123-57
12/15	Pan American.....	W, 78-64
12/17	at Butler.....	W, 81-68
12/19	(1) vs. Murray State.....	W, 94-83
12/20	(1) vs. Morehead State.....	W, 80-77 (ot)
12/20	(1) vs. East Tennessee.....	W, 72-59
12/27	(2) vs. Holy Cross.....	W, 90-84
12/28	(2) at Miami (Fla.).....	W, 94-89
01/07	at Tennessee Tech*.....	W, 91-80
01/09	at East Tennessee*.....	W, 63-61
01/14	Eastern Kentucky*.....	W, 116-71
01/16	Morehead State*.....	W, 100-69
01/21	at La Salle.....	W, 95-86

01/24	AP Poll — 8th	
01/30	at Austin Peay*.....	W, 101-59
01/31	AP Poll — 8th	
02/04	at Middle Tennessee*.....	W, 95-62
02/06	Murray State*.....	W, 88-79 (ot)
02/07	AP Poll — 6th	
02/11	East Tennessee*.....	W, 65-56
02/13	Tennessee Tech*.....	W, 80-71
02/14	AP Poll — 5th	
02/18	at Morehead State*.....	W, 86-65
02/20	at Eastern Kentucky*.....	W, 71-62
02/21	AP Poll — 3rd	
02/25	at Murray State*.....	L, 69-75
02/27	Austin Peay*.....	W, 116-76
02/28	AP Poll — 6th	
03/04	Middle Tennessee*.....	W, 55-46
03/11	(3) vs. Dayton.....	L, 67-69 (ot)

(\*) *Ohio Valley Conference game*

- (1) *OVC Tournament; Louisville, Ky.*
- (2) *Hurricane Classic; Miami Beach, Fla.*
- (3) *NCAA Tournament; Lexington, Ky.*

**Leading Scorers**

Clem Haskins (6-3, Sr., F) — 22.6 ppg  
 Wayne Chapman (6-6, Jr., G) — 15.4 ppg  
 Dwight Smith (6-5, Sr., G) — 14.7 ppg  
 Butch Kaufman (5-10, Jr., G) — 12.3 ppg  
 Greg Smith (6-5, Jr., F) — 10.9 ppg

**Leading Rebounders**

Dwight Smith (6-5, Sr., G) — 11.9 rpg  
 Clem Haskins (6-3, Sr., F) — 11.2 rpg  
 Greg Smith (6-5, Jr., F) — 10.9 rpg

**1967-68**

**OVERALL RECORD: 18-7**

Home: 11-1 • Away: 3-4 • Neutral: 4-2

**OVC — 3rd**

Conference Record: 9-5 (H: 6-1 • A: 3-4)

12/01	(1) vs. Middle Tennessee.....	W, 91-76
12/02	(1) vs. Murray State.....	L, 75-83
12/06	Louisiana College.....	W, 80-50
12/09	St. Francis (Pa.).....	W, 95-73
12/12	Butler.....	W, 76-58
12/15	(2) at San Francisco.....	W, 90-70
12/16	(2) vs. Santa Clara.....	L, 68-75
12/28	(3) vs. #3 Indiana.....	W, 110-91
12/29	(3) vs. California.....	W, 96-85
01/06	Tennessee Tech*.....	W, 78-72
01/08	East Tennessee*.....	L, 59-63
01/13	at Eastern Kentucky*.....	L, 69-99
01/15	at Morehead State*.....	L, 72-88
01/17	Dayton.....	W, 75-74 (ot)
01/20	La Salle.....	W, 84-79
01/29	at Austin Peay*.....	W, 84-70
02/03	at Middle Tennessee*.....	L, 83-84
02/05	Murray State*.....	W, 79-78
02/10	at East Tennessee*.....	L, 71-73
02/12	at Tennessee Tech*.....	W, 75-74
02/17	Morehead State*.....	W, 80-76
02/19	Eastern Kentucky*.....	W, 79-76
02/24	at Murray State*.....	W, 86-83
02/26	Austin Peay*.....	W, 76-67
03/02	Middle Tennessee*.....	W, 94-71

(\*) *Ohio Valley Conference game*

- (1) *OVC Tournament; Nashville, Tenn.*
- (2) *Cable Car Classic; San Francisco, Calif.*
- (3) *All-Sports Classic; Dallas, Texas*

**Leading Scorers**

Wayne Chapman (6-6, Sr., G) — 20.8 ppg  
 Rich Hendrick (6-1, Jr., G) — 16.3 ppg  
 Butch Kaufman (5-10, Sr., G) — 14.2 ppg  
 Greg Smith (6-5, Sr., C-F) — 13.0 ppg

**Leading Rebounder**

Greg Smith (6-5, Sr., C-F) — 14.5 rpg

**1968-69**

**OVERALL RECORD: 16-10**

Home: 12-0 • Away: 3-7 • Neutral: 1-3

**OVC — 3rd**

Conference Record: 9-5 (H: 7-0 • A: 2-5)

Captains: Rich Hendrick, Jim McDaniels

*Preseason AP Poll — 16th*

11/30	Louisiana College.....	W, 87-71
12/02	SE Louisiana.....	W, 101-62
12/03	AP Poll — 17th	
12/05	Union (Tenn.).....	W, 89-54
12/07	Southern Methodist.....	W, 92-79
12/09	St. Francis (Pa.).....	W, 70-68
12/10	AP Poll — 15th	
12/12	(1) vs. Toledo.....	L, 65-88
12/14	(2) vs. Michigan State.....	W, 67-63
12/16	Austin Peay*.....	W, 75-73
12/17	AP Poll — 18th	
12/18	at Butler.....	L, 65-67
12/30	(3) vs. Duke.....	L, 72-73
12/31	(3) vs. Houston.....	L, 66-87
01/04	at East Tennessee*.....	W, 95-76
01/06	at Tennessee Tech*.....	L, 80-86
01/11	Eastern Kentucky*.....	W, 73-60
01/13	Morehead State*.....	W, 87-86 (ot)
01/18	at #11 La Salle.....	L, 81-88
01/20	at Dayton.....	W, 70-65
02/01	Middle Tennessee*.....	W, 85-79
02/03	Murray State*.....	W, 84-82
02/08	at Middle Tennessee*.....	W, 84-81
02/10	at Eastern Kentucky*.....	L, 77-85 (ot)
02/15	East Tennessee*.....	W, 78-74
02/17	Tennessee Tech*.....	W, 90-54
02/22	at Morehead State*.....	L, 77-78
03/01	at Murray State*.....	L, 79-89
03/03	at Austin Peay*.....	L, 80-84 (ot)

(\*) *Ohio Valley Conference game*

- (1) *at Madison Square Garden; New York, N.Y.*
- (2) *at Chicago Stadium; Chicago, Ill.*
- (3) *Sugar Bowl Classic; New Orleans, La.*

**Leading Scorers**

Jim McDaniels (7-0, So., C) — 24.8 ppg  
 Rich Hendrick (6-1, Sr., G) — 16.5 ppg  
 Jim Rose (6-3, So., G) — 12.2 ppg  
 Jerome Perry (6-4, So., F-G) — 12.0 ppg

**Leading Rebounder**

Jim McDaniels (7-0, So., C) — 12.5 rpg

**1969-70**

**OVERALL RECORD: 22-3**

Home: 13-0 • Away: 8-2 • Neutral: 1-1

**OVC Champion**

Conference Record: 14-0 (H: 7-0 • A: 7-0)

**NCAA Tournament**

**Final Polls: AP — 18th; UPI — 17th**

12/01	Eastern Michigan.....	W, 95-70
12/04	Virginia Commonwealth.....	W, 115-73
12/08	UC Riverside.....	W, 92-79
12/11	Butler.....	W, 92-61
12/13	at St. Francis (Pa.).....	W, 97-67
12/15	at #7 Duquesne.....	L, 65-87
12/19	(1) vs. Texas-El Paso.....	W, 78-59
12/20	(1) at Kansas.....	L, 81-104
01/03	Tennessee Tech*.....	W, 99-70
01/05	East Tennessee*.....	W, 95-91 (ot)
01/10	at Eastern Kentucky*.....	W, 86-83
01/12	at Morehead State*.....	W, 86-83
01/17	La Salle.....	W, 102-80
01/19	Murray State*.....	W, 85-75
01/26	at Austin Peay*.....	W, 85-75
01/31	at Middle Tennessee*.....	W, 83-74
02/07	Middle Tennessee*.....	W, 72-60
02/09	Eastern Kentucky*.....	W, 88-77
02/10	AP Poll — 17th	
02/14	at East Tennessee*.....	W, 92-83



02/16 at Tennessee Tech\*.....W, 100-64  
 02/17 AP Poll — 16th  
 02/21 Morehead State\*.....W, 98-74  
 02/23 Dayton.....W, 76-63  
 02/24 AP Poll — 12th  
 02/28 at Murray State\*.....W, 77-75  
 03/02 Austin Peay\*.....W, 100-84  
 03/03 AP Poll — 12th  
 03/07 (2) vs. #6 Jacksonville.....L, 96-109  
 03/10 AP Poll — 18th

(\* Ohio Valley Conference game  
 (1) Jayhawk Classic; Lawrence, Kan.  
 (2) NCAA Tournament; Dayton, Ohio

**Leading Scorers**

Jim McDaniels (7-0, Jr., C) — 28.6 ppg  
 Jerome Perry (6-4, Jr., F) — 14.9 ppg  
 Jim Rose (6-3, Jr., G) — 14.1 ppg

**Leading Rebounder**

Jim McDaniels (7-0, Jr., C) — 13.6 rpg

**1970-71**

**OVERALL RECORD: 24-6**

Home: 11-0 • Away: 6-4 • Neutral: 7-2

**OVC Champion**

Conference Record: 12-2 (H: 7-0 • A: 5-2)

**NCAA Mideast Champion**

**NCAA Final Four — 3rd place**

**Final Polls: AP — 7th; UPI — 7th**

Captains: Jim McDaniels, Gary Sundmacker  
 12/03 Old Dominion.....W, 96-82  
 12/05 UC Davis.....W, 88-65  
 12/08 AP Poll — 13th  
 12/10 Virginia Commonwealth.....W, 96-71  
 12/12 Duquesne.....W, 69-62  
 12/15 AP Poll — 11th  
 12/19 at Butler.....W, 100-90  
 12/22 AP Poll — 10th  
 12/23 (1) vs. #4 Jacksonville.....W, 97-84  
 12/26 (2) vs. St. Peter's.....W, 108-97  
 12/28 (2) at #19 St. John's.....W, 86-67  
 12/29 AP Poll — 5th  
 12/30 (2) vs. #2 South Carolina.....L, 84-86  
 01/02 at East Tennessee\*.....W, 86-83  
 01/04 at Tennessee Tech\*.....W, 95-82  
 01/05 AP Poll — 6th  
 01/09 Eastern Kentucky\*.....W, 83-64  
 01/11 Morehead State\*.....W, 85-63  
 01/12 AP Poll — 5th  
 01/16 at La Salle.....L, 76-91  
 01/19 AP Poll — 7th  
 01/23 at Murray State\*.....L, 71-73  
 01/25 Austin Peay\*.....W, 117-72  
 01/26 AP Poll — 7th  
 01/30 Middle Tennessee\*.....W, 80-66  
 02/02 AP Poll — 12th  
 02/06 at Middle Tennessee\*.....W, 87-73  
 02/08 at Dayton.....L, 60-63  
 02/09 AP Poll — 7th  
 02/13 Tennessee Tech\*.....W, 67-57  
 02/15 East Tennessee\*.....W, 83-65  
 02/16 AP Poll — 9th  
 02/20 at Morehead State\*.....W, 89-70  
 02/22 at Eastern Kentucky\*.....W, 94-93 (ot)  
 02/23 AP Poll — 9th  
 02/27 (3) Murray State\*.....W, 73-59  
 03/01 at Austin Peay\*.....L, 94-96  
 03/02 AP Poll — 7th  
 03/09 AP Poll — 7th  
 03/13 (4) vs. #9 Jacksonville.....W, 74-72  
 03/16 AP Poll — 7th  
 03/18 (5) vs. #8 Kentucky.....W, 107-83  
 03/20 (5) vs. #10 Ohio State.....W, 81-78 (ot)  
 03/25 (6) vs. #19 Villanova.....L, 89-92 (2ot)  
 03/27 (6) vs. #4 Kansas.....W, 77-75  
 (\* Ohio Valley Conference game

(1) at Freedom Hall; Louisville, Ky.  
 (2) ECAC Holiday Festival; Madison Square Garden; New York, N.Y.  
 (3) Largest crowd in E.A. Diddle Arena history — 14,277  
 (4) NCAA Tournament; South Bend, Ind.  
 (5) NCAA Tournament; Athens, Ga.  
 (6) NCAA Final Four; Houston, Texas

**Leading Scorers**

Jim McDaniels (7-0, Sr., C) — 29.3 ppg  
 Jerry Dunn (6-5, Jr., F) — 15.4  
 Jim Rose (6-3, Sr., G) — 15.4 ppg

**Leading Rebounders**

Jim McDaniels (7-0, Jr., C) — 15.1 rpg  
 Clarence Glover (6-8, Sr., F) — 10.9 rpg

**JIM RICHARDS ERA**  
**1972-78 (7 SEASONS)**  
**102-84 (.548)**  
**2 CONFERENCE CHAMPIONSHIPS**  
**2 POSTSEASON APPEARANCES**  
**1 20-WIN SEASON**

**1971-72**

**OVERALL RECORD: 15-11**

Home: 11-2 • Away: 4-6 • Neutral: 0-3

**OVC Co-Champion**

Conference Record: 9-5 (H: 6-1 • A: 3-4)

12/01 at Texas Tech.....L, 87-95  
 12/02 at Baylor.....W, 94-84  
 12/04 Southwestern Louisiana.....L, 84-105  
 12/06 Old Dominion.....W, 86-80  
 12/11 Virginia Commonwealth.....W, 85-76  
 12/16 Butler.....W, 91-69  
 12/23 (1) vs. #13 Pennsylvania.....L, 79-88  
 12/29 (2) at #16 Maryland.....L, 68-103  
 12/30 (2) vs. Harvard.....L, 89-107  
 01/13 La Salle.....W, 103-84  
 01/15 Tennessee Tech\*.....L, 72-75  
 01/17 East Tennessee\*.....W, 95-72  
 01/22 at Morehead State\*.....W, 77-74  
 01/24 at Eastern Kentucky\*.....L, 78-96  
 01/29 Austin Peay\*.....W, 106-73  
 01/31 at Murray State\*.....W, 71-70  
 02/05 at Middle Tennessee\*.....L, 67-78  
 02/07 Dayton.....W, 76-74  
 02/12 at East Tennessee\*.....L, 70-76  
 02/14 at Tennessee Tech\*.....L, 71-81  
 02/19 Eastern Kentucky\*.....W, 93-88  
 02/21 Morehead State\*.....W, 103-97 (ot)  
 02/26 Murray State\*.....W, 73-68  
 02/28 at Austin Peay\*.....W, 83-74  
 03/04 Middle Tennessee\*.....W, 85-71  
 03/07 (3) vs. Morehead State.....L, 79-82

(\* Ohio Valley Conference game

(1) at Freedom Hall; Louisville, Ky.  
 (2) Maryland Invitational; College Park, Md.  
 (3) OVC Playoff; Frankfort, Ky.

**Leading Scorers**

Jerry Dunn (6-5, Sr., F) — 19.0 ppg  
 Tony Stroud (6-2, So., G-F) — 10.7 ppg  
 Jerome Perry (6-4, Sr., F) — 10.4 ppg

**Leading Rebounders**

Granville Bunton (6-6, Jr., C-F) — 11.5 rpg  
 Jerry Dunn (6-5, Sr., F) — 10.5 rpg

**1972-73**

**OVERALL RECORD: 10-16**

Home: 6-5 • Away: 2-10 • Neutral: 2-1

**OVC — 6th**

Conference Record: 6-8 (H: 4-3 • A: 2-5)  
 11/27 Old Dominion.....W, 133-106  
 12/01 Texas Tech.....L, 66-72 (ot)  
 12/02 Stetson.....W, 91-83  
 12/04 West Georgia.....L, 88-89  
 12/08 (1) vs. Kent State.....W, 71-70  
 12/09 (1) at Vanderbilt.....L, 88-103

12/13 at Butler.....L, 82-88 (ot)  
 12/15 (2) vs. Purdue.....L, 75-91  
 12/16 (2) vs. Auburn.....W, 87-72  
 01/10 at #13 Providence.....L, 88-118  
 01/13 at East Tennessee\*.....L, 80-99  
 01/15 at Tennessee Tech\*.....L, 90-96  
 01/20 Eastern Kentucky\*.....L, 63-70  
 01/22 Morehead State\*.....L, 69-85  
 01/27 at Murray State\*.....L, 80-99  
 01/29 Austin Peay\*.....L, 86-92 (ot)  
 01/31 at La Salle.....L, 80-108  
 02/03 Middle Tennessee\*.....W, 86-84  
 02/06 at Dayton.....L, 78-85  
 02/10 Tennessee Tech\*.....W, 75-67  
 02/12 East Tennessee\*.....W, 68-53  
 02/17 at Morehead State\*.....L, 93-112  
 02/19 at Eastern Kentucky\*.....W, 77-71  
 02/24 at Austin Peay\*.....W, 94-92  
 02/26 Murray State\*.....W, 67-66  
 03/03 at Middle Tennessee\*.....L, 80-92

(\* Ohio Valley Conference game

(1) Vanderbilt Invitational; Nashville, Tenn.  
 (2) Trojan Classic; Los Angeles, Calif.

**Leading Scorers**

Tony Stroud (6-1, Jr., G) — 13.0 ppg  
 Johnny Britt (6-2, Fr., G) — 12.0 ppg  
 Granville Bunton (6-6, Sr., C-F) — 10.2 ppg

**Leading Rebounder**

Granville Bunton (6-6, Sr., C-F) — 12.1 rpg

**1973-74**

**OVERALL RECORD: 15-10**

Home: 10-3 • Away: 5-4 • Neutral: 0-3

**OVC — 4th**

Conference Record: 8-6 (H: 4-3 • A: 4-3)

12/01 Old Dominion.....W, 88-84  
 12/03 at Arkansas.....W, 102-100  
 12/08 Baylor.....W, 87-81  
 12/10 #6 Providence.....W, 89-84  
 12/13 Butler.....W, 104-96  
 12/21 (1) vs. Florida State.....L, 87-107  
 12/22 (1) vs. La Salle.....L, 65-76  
 12/26 (2) vs. Duke.....L, 69-75  
 12/27 (2) at Jacksonville.....L, 79-85  
 01/09 La Salle.....W, 85-84 (ot)  
 01/12 East Tennessee\*.....L, 75-88  
 01/14 Tennessee Tech\*.....L, 59-60  
 01/19 at Eastern Kentucky\*.....W, 64-63  
 01/21 at Morehead State\*.....L, 74-93  
 01/26 Murray State\*.....W, 79-75 (ot)  
 01/28 at Austin Peay\*.....L, 97-98  
 02/02 at Middle Tennessee\*.....L, 89-100  
 02/04 Dayton.....W, 87-83  
 02/09 at Tennessee Tech\*.....W, 78-77  
 02/11 at East Tennessee\*.....W, 85-68  
 02/16 Morehead State\*.....L, 84-86  
 02/18 Eastern Kentucky\*.....W, 89-74  
 02/23 Austin Peay\*.....W, 84-82  
 02/25 at Murray State\*.....W, 76-69  
 03/02 Middle Tennessee\*.....W, 85-75

(\* Ohio Valley Conference game

(1) Big Sun Invitational; St. Petersburg, Fla.  
 (2) Gator Bowl Classic; Jacksonville, Fla.

**Leading Scorers**

Johnny Britt (6-2, So., G-F) — 18.4 ppg  
 Chuck Rawlings (6-1, So., G) — 13.2 ppg  
 Kent Allison (6-6, Jr., F) — 13.1 ppg  
 Calvin Wade (5-10, Jr., G) — 10.4 ppg

**Leading Rebounder**

Kent Allison (6-6, Jr., F) — 10.4 rpg

HISTORY AND TRADITION

**1974-75**

**OVERALL RECORD: 16-8**

Home: 9-1 • Away: 6-6 • Neutral: 1-1

**OVC — 2nd**

Conference Record: 11-3 (H: 6-1 • A: 5-2)

12/02	James Madison.....	W, 90-72
12/07	Arkansas.....	W, 74-63
12/09	Old Dominion.....	W, 102-87
12/12	at Stetson.....	L, 66-68
12/14	(1) vs. #15 Purdue.....	L, 91-114
12/26	(2) at #4 Louisville.....	L, 81-107
12/27	(2) vs. #15 Purdue.....	W, 92-80
01/04	at Memphis State.....	L, 72-79
01/11	at Tennessee Tech*.....	W, 84-80
01/13	at East Tennessee*.....	W, 90-89
01/18	Morehead State*.....	W, 81-76
01/20	Eastern Kentucky*.....	W, 107-82
01/25	at Austin Peay*.....	L, 75-78
01/27	Murray State*.....	W, 93-92
01/29	at #7 La Salle.....	W, 91-87
02/01	Middle Tennessee*.....	L, 95-102
02/03	at Dayton.....	L, 84-86 (ot)
02/08	East Tennessee*.....	W, 106-83
02/10	Tennessee Tech*.....	W, 75-69
02/15	at Eastern Kentucky*.....	W, 84-75
02/17	at Morehead State*.....	W, 99-86
02/22	at Murray State*.....	W, 96-91
02/24	Austin Peay*.....	W, 92-76
03/01	at Middle Tennessee*.....	L, 86-89

(\* Ohio Valley Conference game

(1) at Indianapolis, Ind.

(2) Holiday Classic; Louisville, Ky.

**Leading Scorers**

Johnny Britt (6-2, Jr., F-G) — 18.3 ppg  
 Mike Odemns (6-5, Sr., F-C) — 17.5 ppg  
 Wilson James (6-5, Jr., F) — 16.7 ppg  
 Chuck Rawlings (6-1, Jr., G) — 15.0 ppg

**Leading Rebounder**

Mike Odemns (6-5, Sr., F-C) — 11.7 rpg

**1975-76**

**OVERALL RECORD: 20-9**

Home: 14-3 • Away: 6-4 • Neutral: 0-2

**OVC Champion**

Conference Record: 11-3 (H: 6-1 • A: 5-2)

**OVC Tournament Champion**

**NCAA Tournament**

11/29	Arkansas-Little Rock.....	W, 106-78
12/01	#19 Memphis State.....	W, 87-84
12/08	Old Dominion.....	W, 84-76
12/20	Troy State.....	W, 88-72
12/26	at #9 North Carolina State.....	L, 98-110
12/27	(1) vs. Duke.....	L, 90-111
12/30	at Butler.....	W, 76-62
01/05	#20 La Salle.....	L, 100-104 (ot)
01/08	at Florida State.....	L, 80-88
01/10	MacMurray.....	W, 106-52
01/12	at Middle Tennessee*.....	W, 83-69
01/17	East Tennessee*.....	W, 82-60
01/19	Tennessee Tech*.....	W, 88-69
01/24	at Eastern Kentucky*.....	W, 78-74
01/26	at Morehead State*.....	L, 71-82
01/31	Murray State*.....	W, 92-68
02/02	at Austin Peay*.....	L, 81-91
02/07	Middle Tennessee*.....	L, 65-71
02/09	Dayton.....	L, 82-93
02/14	at Tennessee Tech*.....	W, 105-97
02/16	at East Tennessee*.....	W, 76-67
02/19	at Murray State*.....	W, 70-68
02/21	Morehead State*.....	W, 100-82
02/23	Eastern Kentucky*.....	W, 89-77
02/28	Austin Peay*.....	W, 76-75
03/01	(2) East Tennessee.....	W, 91-74
03/04	(2) Middle Tennessee.....	W, 88-78
03/05	(2) Morehead State.....	W, 65-60

03/13	(3) vs. #2 Marquette.....	L, 60-79
-------	---------------------------	----------

(\* Ohio Valley Conference game  
 (1) at Raleigh, N.C.  
 (2) OVC Tournament; Bowling Green, Ky.  
 (3) NCAA Tournament; Dayton, Ohio

**Leading Scorers**

Johnny Britt (6-2, So., G-F) — 18.4 ppg  
 Chuck Rawlings (6-1, So., G) — 13.2 ppg  
 Kent Allison (6-6, Jr., F) — 13.1 ppg  
 Calvin Wade (5-10, Jr., G) — 10.4 ppg

**Leading Rebounder**

Kent Allison (6-6, Jr., F) — 10.4 rpg

**1976-77**

**OVERALL RECORD: 10-16**

Home: 6-6 • Away: 3-9 • Neutral: 1-1

**OVC — T-5th**

Conference Record: 6-8 (H: 3-4 • A: 3-4)

11/27	at #1 Michigan.....	L, 70-94
11/29	Arkansas-Little Rock.....	W, 75-73
12/04	at Dayton.....	L, 69-92
12/06	Delta State.....	W, 75-72 (ot)
12/08	Evansville.....	L, 61-78
12/21	at Jacksonville.....	L, 62-83
12/29	(1) at Rollins.....	W, 71-61
12/30	(1) vs. Stetson.....	L, 70-71
01/05	Florida State.....	L, 63-95
01/08	at Tennessee Tech*.....	L, 81-88
01/10	at East Tennessee*.....	L, 61-67
01/15	Morehead State*.....	L, 65-81
01/17	Eastern Kentucky*.....	W, 93-82
01/22	at Austin Peay*.....	L, 76-92
01/24	Murray State*.....	L, 87-89 (2ot)
01/26	at La Salle.....	L, 79-83
01/29	Middle Tennessee*.....	L, 60-67
01/31	Robert Morris.....	W, 90-70
02/02	at Memphis State.....	L, 75-97
02/05	East Tennessee*.....	W, 70-61
02/07	Tennessee Tech*.....	W, 101-86
02/12	at Morehead State*.....	L, 74-88
02/14	at Eastern Kentucky*.....	W, 85-76
02/19	(2) at Murray State*.....	W, 82-81
02/21	Austin Peay*.....	L, 59-73
02/26	at Middle Tennessee*.....	W, 76-74

(\* Ohio Valley Conference game

(1) Tangerine Bowl Tournament; Winter Park, Fla.

(2) 1,000th victory in WKU history

**Leading Scorers**

Aaron Bryant (6-7, So., F-C) — 20.9 ppg  
 Mike Prince (6-5, Fr., G-F) — 14.8 ppg  
 James Johnson (6-7, Jr., F-C) — 14.5 ppg  
 Bill Scillian (6-4, Sr., G-F) — 10.5 ppg

**Leading Rebounder**

James Johnson (6-7, Jr., F-C) — 10.0 rpg

**1977-78**

**OVERALL RECORD: 16-14**

Home: 9-7 • Away: 6-5 • Neutral: 1-2

**OVC — 3rd**

Conference Record: 9-5 (H: 5-2 • A: 4-3)

**OVC Tournament Champion**

**NCAA Tournament**

11/26	#13 Michigan.....	L, 81-87
11/30	at Evansville.....	W, 82-72
12/03	at Bowling Green State.....	W, 78-65
12/05	Memphis State.....	L, 80-86
12/07	Butler.....	L, 86-90
12/10	Wisconsin-Milwaukee.....	L, 70-73
12/17	Cal Poly-San Luis Obispo.....	W, 72-50
12/28	(1) at #14 Maryland.....	L, 78-91
12/29	(1) vs. St. John's (N.Y.).....	L, 63-80
01/04	La Salle.....	L, 64-78
01/07	at Eastern Kentucky*.....	L, 79-85 (ot)
01/09	at Morehead State*.....	W, 97-82
01/11	Jacksonville.....	W, 96-94 (ot)

01/14	East Tennessee*.....	W, 98-94 (ot)
01/16	Tennessee Tech*.....	W, 86-75
01/21	Murray State*.....	W, 91-75
01/23	at Austin Peay*.....	W, 91-83
01/25	Dayton.....	L, 72-80
01/28	at Middle Tennessee*.....	L, 69-98
02/04	Morehead State*.....	W, 106-69
02/06	Eastern Kentucky*.....	L, 74-78 (ot)
02/11	at East Tennessee*.....	L, 77-80 (3ot)
02/13	at Tennessee Tech*.....	W, 81-69
02/18	Austin Peay*.....	L, 64-66
02/20	at Murray State*.....	W, 100-98 (ot)
02/25	Middle Tennessee*.....	W, 87-78
03/03	(2) East Tennessee.....	W, 79-75
03/04	(2) Austin Peay.....	W, 77-69 (ot)
03/11	(3) vs. #18 Syracuse.....	W, 87-86 (ot)
03/16	(4) vs. #4 Michigan State.....	L, 69-90

(\* Ohio Valley Conference game

(1) Maryland Invitational; College Park, Md.

(2) OVC Tournament; Bowling Green, Ky.

(3) NCAA Tournament; Knoxville, Tenn.

(4) NCAA Tournament; Dayton, Ohio

**Leading Scorers**

James Johnson (6-7, Sr., F) — 18.5 ppg  
 Darryl Turner (6-2, Jr., G) — 16.4 ppg  
 Greg Jackson (6-5, Jr., F) — 14.1 ppg  
 Aaron Bryant (6-7, Jr., C-F) — 12.6 ppg  
 Mike Prince (6-5, So., G) — 10.1 ppg

**Leading Rebounder**

James Johnson (6-7, Sr., F-C) — 9.7 rpg

**GENE KEADY ERA**

**1979-80 (2 SEASONS)**

**38-19 (.667)**

**1 CONFERENCE CHAMPIONSHIP**

**1 POSTSEASON APPEARANCE**

**1 20-WIN SEASON**

**1978-79**

**OVERALL RECORD: 17-11**

Home: 11-3 • Away: 5-8 • Neutral: 1-0

**OVC — T-2nd**

Conference Record: 7-5 (H: 5-1 • A: 2-4)

11/25	#1 Duke.....	L, 53-78
11/27	Jacksonville (Ala.) State.....	W, 71-59
11/30	at Florida State.....	L, 59-70
12/02	Bowling Green State.....	W, 70-48
12/04	Mississippi College.....	W, 56-53
12/09	at Evansville.....	W, 63-60
12/15	Davidson.....	W, 103-81
12/18	Illinois State.....	L, 74-75 (ot)
12/30	at Butler.....	W, 71-65
01/06	Wisconsin-Milwaukee.....	W, 89-66
01/10	at La Salle.....	L, 66-90
01/15	at Tennessee Tech*.....	L, 68-75
01/17	Morehead State*.....	W, 78-76
01/20	at Murray State*.....	L, 65-67
01/22	Austin Peay*.....	W, 85-61
01/24	at Dayton.....	W, 78-72
01/27	Middle Tennessee*.....	W, 72-70 (2ot)
01/29	Eastern Kentucky*.....	W, 70-65
02/01	CCNY.....	W, 104-50
02/03	at Morehead State*.....	L, 81-83
02/05	at Eastern Kentucky*.....	W, 70-65
02/10	at East Tennessee.....	L, 64-65
02/12	Tennessee Tech*.....	W, 80-66
02/17	at Austin Peay*.....	W, 78-66
02/19	Murray State*.....	L, 64-66
02/24	at Middle Tennessee*.....	L, 76-81
03/02	(1) vs. Morehead State.....	W, 90-85
03/03	(1) at Eastern Kentucky.....	L, 77-78

(\* Ohio Valley Conference game

(1) OVC Tournament; Richmond, Ky.

**Leading Scorers**

Greg Jackson (6-5, Sr., F) — 18.2 ppg  
 Rick Wray (6-8, So., C-F) — 10.0 ppg

**Leading Rebounder**

Greg Jackson (6-5, Sr., F) — 8.8 rpg

**1979-80**

**OVERALL RECORD: 21-8**

Home: 14-2 • Away: 6-6 • Neutral: 1-0

**OVC Co-Champion**

Conference Record: 10-2 (H: 6-0 • A: 4-2)

**OVC Tournament Champion**

**NCAA Tournament**

12/01	Rollins	.....W, 104-73
12/03	at Illinois State	.....L, 55-66
12/06	at Duquesne	.....L, 73-84
12/08	Florida A&M	.....W, 87-60
12/13	(1) vs. Evansville	.....W, 75-61
12/14	(1) at #12 Louisville	.....L, 74-96
12/29	Florida State	.....L, 65-67
01/03	Butler	.....W, 66-62
01/05	at Louisiana Tech	.....W, 63-59
01/07	East Tennessee	.....W, 71-59
01/10	Akron*	.....W, 92-58
01/12	Tennessee Tech*	.....W, 97-72
01/17	Murray State*	.....W, 68-48
01/19	at Austin Peay*	.....W, 95-71
01/21	Dayton	.....W, 71-65
01/24	at Middle Tennessee*	.....W, 62-58
01/26	at Eastern Kentucky*	.....L, 82-84
01/31	Morehead State*	.....W, 86-79
02/02	Eastern Kentucky*	.....W, 74-62
02/07	at Akron*	.....W, 70-68
02/09	at Tennessee Tech*	.....W, 75-56
02/11	at Morehead State*	.....L, 73-76
02/14	Austin Peay*	.....W, 70-51
02/16	at Murray State*	.....W, 56-55
02/21	Middle Tennessee*	.....W, 81-79 (3ot)
02/23	at South Carolina	.....L, 65-73 (2ot)
02/28	(2) Eastern Kentucky	.....W, 84-83 (ot)
03/01	(2) Murray State	.....W, 54-51
03/07	(3) Virginia Tech	.....L, 85-89 (ot)

(\*) *Ohio Valley Conference game*

(1) *Holiday Classic; Louisville, Ky.*

(2) *OVC Tournament; Bowling Green, Ky.*

(3) *NCAA Tournament; Bowling Green, Ky.*

**Leading Scorers**

Craig McCormick (6-10, So., C) — 14.6 ppg

Bill Bryant (6-5, Sr., G-F) — 12.4 ppg

**Leading Rebounder**

Craig McCormick (6-10, So., C) — 6.7 rpg

**CLEM HASKINS ERA**

**1981-86 (6 SEASONS)**

**101-73 (.580)**

**2 CONFERENCE CHAMPIONSHIPS**

**3 POSTSEASON APPEARANCES**

**2 20-WIN SEASONS**

**1980-81**

**OVERALL RECORD: 21-8**

Home: 14-1 • Away: 6-5 • Neutral: 1-2

**OVC Champion**

Conference Record: 12-2 (H: 7-0 • A: 5-2)

**OVC Tournament Champion**

**NCAA Tournament**

11/28	(1) South Carolina	.....W, 73-69
11/29	(1) Vanderbilt	.....L, 76-78
12/01	Alabama-Huntsville	.....W, 83-73
12/04	at Texas Tech	.....L, 58-68
12/06	at Rice	.....W, 76-63
12/09	at Dayton	.....L, 70-74
12/13	Evansville	.....W, 68-67
12/29	(2) vs. St. Louis	.....W, 57-54
12/30	(2) vs. Connecticut	.....L, 58-84
01/03	District of Columbia	.....W, 86-84 (3ot)
01/05	at Akron*	.....W, 68-62
01/10	at Tennessee Tech*	.....W, 65-51
01/15	at Murray State*	.....L, 57-59 (ot)
01/17	Austin Peay*	.....W, 70-58
01/22	Middle Tennessee*	.....W, 67-55

01/24	Morehead State*	.....W, 75-68
01/29	at Eastern Kentucky*	.....W, 84-80
01/31	at Morehead State*	.....W, 77-65
02/05	Akron*	.....W, 83-61
02/07	Tennessee Tech*	.....W, 72-59
02/12	at Austin Peay*	.....W, 62-59
02/14	Murray State*	.....W, 66-44
02/19	at Middle Tennessee*	.....L, 54-62
02/21	Eastern Kentucky*	.....W, 78-62
02/23	Northern Iowa	.....W, 69-64
02/28	at Louisville	.....L, 75-90
03/06	(3) Austin Peay	.....W, 82-71
03/07	(3) Murray State	.....W, 71-67
03/13	(4) vs. UAB	.....L, 68-93

(\*) *Ohio Valley Conference game*

(1) *Wendy's Classic; Bowling Green, Ky.*

(2) *Connecticut Mutual Classic; Hartford, Conn.*

(3) *OVC Tourney; Bowling Green, Ky.*

(4) *NCAA Tournament; Tuscaloosa, Ala.*

**Leading Scorers**

Tony Wilson (6-7, So., F) — 14.6 ppg

Craig McCormick (6-10, Jr., C) — 14.3 ppg

Mike Reese (6-3, Sr., G) — 11.3 ppg

**Leading Rebounder**

Craig McCormick (6-10, Jr., C) — 6.9rpg

**1981-82**

**OVERALL RECORD: 19-10**

Home: 12-3 • Away: 6-6 • Neutral: 1-1

**OVC Co-Champion**

Conference Record: 13-3 (H: 8-0 • A: 5-3)

**NIT**

11/27	(1) vs. Nevada	.....L, 70-84
11/28	(1) vs. Oklahoma City	.....W, 51-49
12/04	(2) New Hampshire	.....W, 83-52
12/05	(2) #3 Louisville	.....L, 66-71
12/09	Butler	.....W, 96-65
12/12	at Evansville	.....L, 70-73
12/19	Austin Peay*	.....W, 77-64
12/22	at #17 Georgetown (D.C.)	.....L, 45-64
12/30	Duquesne	.....L, 62-63 (ot)
01/03	Murray State*	.....W, 71-54
01/07	at Morehead State*	.....L, 57-59
01/10	at Eastern Kentucky*	.....W, 75-65
01/14	Middle Tennessee*	.....W, 65-49
01/16	Tennessee Tech*	.....W, 51-50
01/21	at Akron*	.....W, 77-68
01/23	at Youngstown State*	.....W, 68-59
01/25	Dayton	.....W, 65-57
01/28	at Austin Peay*	.....W, 48-46
01/30	at Murray State*	.....L, 60-63
02/04	Eastern Kentucky*	.....W, 61-34
02/06	Morehead State*	.....W, 68-53
02/11	at Tennessee Tech*	.....L, 64-70 (ot)
02/13	at Middle Tennessee*	.....W, 75-64
02/18	Youngstown State*	.....W, 63-51
02/20	Akron*	.....W, 82-68
02/27	at Northern Iowa	.....W, 75-67
03/05	(3) Morehead State	.....W, 95-87
03/06	(3) Middle Tennessee	.....L, 52-54
03/10	(4) at Purdue	.....L, 65-72

(\*) *Ohio Valley Conference game*

(1) *Sun Met Classic; Fresno, Calif.*

(2) *Wendy's Classic; Bowling Green, Ky.*

(3) *OVC Tournament; Bowling Green, Ky.*

(4) *National Invitation Tournament*

**Leading Scorers**

Craig McCormick (6-10, Sr., C) — 14.3 ppg

Tony Wilson (6-7, Jr., F) — 10.9 ppg

Bobby Jones (5-10, So., G) — 10.9 ppg

**Leading Rebounder**

Craig McCormick (6-10, Sr., C) — 6.1 rpg

**1982-83**

**OVERALL RECORD: 12-16**

Home: 8-7 • Away: 3-7 • Neutral: 1-2

**Sun Belt — 7th**

Conference Record: 4-10 (H: 3-4 • A:1-6)

11/27	Morehead State	.....W, 66-64
11/29	Rollins	.....W, 94-63
12/03	(1) Northern Iowa	.....W, 63-57
12/04	(1) #2 Georgetown (D.C.)	.....L, 66-70 (ot)
12/06	Evansville	.....W, 74-61
12/08	at Middle Tennessee	.....L, 57-65
12/11	at Old Dominion*	.....L, 66-75
12/18	at Butler	.....W, 65-63 (ot)
12/21	at Dayton	.....W, 68-58
12/29	(2) vs. Boston College	.....W, 74-68
12/30	(2) vs. Georgia	.....L, 69-90
01/03	La Salle	.....L, 56-62
01/05	Old Dominion*	.....L, 59-61
01/09	at UNC Charlotte*	.....L, 68-74
01/11	at Jacksonville*	.....W, 66-52
01/22	South Florida*	.....W, 78-67
01/25	UAB*	.....L, 66-68
01/29	Jacksonville*	.....W, 86-79
01/31	at South Alabama*	.....L, 77-81
02/03	Virginia Commonwealth*	.....L, 57-70
02/05	at UAB*	.....L, 56-61
02/06	Virginia Tech	.....W, 65-62
02/13	South Alabama*	.....L, 64-65
02/17	at South Florida*	.....L, 74-77 (ot)
02/19	at VCU*	.....L, 47-60
02/24	UNC Charlotte*	.....W, 72-69
02/26	#5 Louisville	.....L, 62-73
03/04	(3) vs. VCU	.....L, 55-57

(\*) *Sun Belt Conference game*

(1) *Wendy's Classic; Bowling Green, Ky.*

(2) *Cotton States Classic; Atlanta, Ga.*

(3) *SBC Tournament; Birmingham, Ala.*

**Leading Scorers**

Tony Wilson (6-7, Sr., F) — 14.6 ppg

Bobby Jones (5-10, Jr., G) — 13.1 ppg

**Leading Rebounder**

Tony Wilson (6-7, Sr., F) — 6.1 rpg

**1983-84**

**OVERALL RECORD: 12-17**

Home: 7-7 • Away: 4-9 • Neutral: 1-1

**Sun Belt — 6th**

Conference Record: 5-9 (H: 3-4 • A: 2-5)

11/25	(1) Georgia State	.....W, 61-39
11/26	(1) #16 Georgia	.....L, 68-85
11/28	Louisiana Tech	.....L, 71-73 (2ot)
11/30	Rollins	.....W, 78-67
12/03	at Cincinnati	.....W, 71-54
12/19	at Old Dominion*	.....L, 68-75
12/21	at #5 Georgetown (D.C.)	.....L, 41-53
12/30	Middle Tennessee	.....W, 92-61
01/03	Carson-Newman	.....W, 76-72
01/05	at Evansville	.....W, 73-62
01/07	at UAB*	.....L, 56-71
01/11	at Jacksonville*	.....W, 59-58
01/14	at UNC Charlotte*	.....W, 47-45
01/17	South Florida*	.....L, 58-60
01/19	Jacksonville*	.....L, 74-76 (3ot)
01/21	Virginia Commonwealth*	.....L, 49-52
01/23	at Eastern Kentucky	.....L, 58-60
01/25	Dayton	.....L, 68-71
01/28	at South Florida*	.....L, 54-56
01/31	at Morehead State	.....L, 65-69
02/04	South Alabama*	.....L, 65-66
02/09	Old Dominion*	.....W, 70-67
02/11	at VCU*	.....L, 67-69
02/16	at South Alabama*	.....L, 71-73
02/18	UNC Charlotte*	.....W, 80-76 (ot)
02/22	at Louisville	.....L, 60-69
02/24	UAB*	.....W, 89-76



YEAR-BY-YEAR RESULTS

03/02 (2) vs. South Florida.....W, 57-53  
 03/03 (2) vs. Old Dominion.....L, 72-78  
 (\*) *Sun Belt Conference game*  
 (1) *Wendy's Classic; Bowling Green, Ky.*  
 (2) *SBC Tournament; Birmingham, Ala.*

**Leading Scorers**

Bobby Jones (5-10, Sr., G) — 13.7 ppg  
 Kannard Johnson (6-9, Fr., F) — 12.8 ppg

**Leading Rebounder**

Gary Carver (6-6, Sr., F) — 6.5 rpg

**1984-85**

**OVERALL RECORD: 14-14**

Home: 12-3 • Away: 1-10 • Neutral: 1-1

**Sun Belt — 7th**

Conference Record: 5-9 (H: 5-2 • A: 0-7)

11/24 Augusta.....W, 93-57  
 12/01 Livingston (Ala.).....W, 78-38  
 12/07 (1) St. Francis (Pa.).....W, 83-67  
 12/08 (1) Louisiana Tech.....L, 54-59  
 12/11 Evansville.....W, 88-71  
 12/14 (2) at #16 Indiana.....L, 57-80  
 12/15 (2) vs. Stetson.....W, 70-47  
 12/23 at Middle Tennessee.....W, 60-50  
 12/29 Morehead State.....W, 80-49  
 01/05 Old Dominion\*.....W, 73-67  
 01/08 Jacksonville\*.....W, 75-64  
 01/10 #18 Virginia Commonwealth\*.....L, 58-72  
 01/12 at Old Dominion\*.....L, 76-84  
 01/15 at Dayton.....L, 51-53  
 01/17 at South Alabama\*.....L, 64-77  
 01/19 UAB\*.....L, 66-68  
 01/21 Tennessee State.....W, 86-56  
 01/24 at Jacksonville\*.....L, 65-69  
 01/26 at South Florida\*.....L, 68-73  
 02/02 UNC Charlotte\*.....W, 102-67  
 02/04 at Murray State.....L, 67-69  
 02/06 Eastern Kentucky.....W, 66-59  
 02/09 at UAB\*.....L, 62-77  
 02/14 South Florida\*.....W, 67-61  
 02/16 South Alabama\*.....W, 64-61  
 02/21 at #17 VCU\*.....L, 62-85  
 02/23 at UNC Charlotte\*.....L, 76-77  
 03/01 (3) vs. UAB.....L, 56-64

(\*) *Sun Belt Conference game*

(1) *Wendy's Classic; Bowling Green, Ky.*

(2) *Indiana Classic; Bloomington, Ind.*

(3) *SBC Tournament; Hampton, Va.*

**Leading Scorer**

Kannard Johnson (6-9, So., F) — 15.0 ppg

**Leading Rebounder**

Kannard Johnson (6-9, So., F) — 6.4 rpg

**1985-86**

**OVERALL RECORD: 23-8**

Home: 15-1 • Away: 6-6 • Neutral: 2-1

**Sun Belt — 2nd**

Conference Record: 10-4 (H: 6-1 • A: 4-3)

**NCAA Tournament**

11/23 Samford.....W, 80-47  
 11/27 Cincinnati.....W, 69-58  
 12/02 Southern Illinois.....W, 77-67  
 12/06 (1) Chaminade.....W, 101-75  
 12/07 (1) #19 Auburn.....W, 71-58  
 12/09 Middle Tennessee.....W, 86-74  
 12/11 Columbus College.....W, 87-61  
 12/14 at #15 Louisville.....L, 70-73  
 12/21 at Morehead State.....W, 75-68  
 12/28 Old Dominion\*.....L, 59-62  
 01/04 at #20 Virginia Tech.....L, 71-85  
 01/06 Murray State.....W, 80-58  
 01/11 at South Florida\*.....W, 57-45  
 01/13 at Tennessee State.....W, 69-58  
 01/16 at #12 UAB\*.....W, 75-72 (ot)  
 01/20 Virginia Commonwealth\*.....W, 62-60

01/22 Dayton.....W, 64-62  
 01/25 #18 UAB\*.....W, 81-75  
 01/30 at UNC Charlotte\*.....W, 78-67  
 02/01 South Alabama\*.....W, 68-52  
 02/03 Jacksonville\*.....W, 51-46  
 02/04 *AP Poll — 19th*  
 02/06 at Old Dominion\*.....L, 61-74  
 02/08 UNC Charlotte\*.....W, 78-68  
 02/10 at Jacksonville\*.....L, 65-70  
 02/13 South Florida\*.....W, 77-57  
 02/17 at South Alabama\*.....W, 53-51  
 02/22 at VCU\*.....L, 56-60  
 02/27 (2) vs. South Florida.....W, 57-46  
 02/28 (2) at UAB.....L, 45-57  
 03/14 (3) vs. Nebraska.....W, 67-59  
 03/16 (3) vs. #3 Kentucky.....L, 64-71

(\*) *Sun Belt Conference game*

(1) *Wendy's Classic; Bowling Green, Ky.*

(2) *SBC Tournament; Birmingham, Ala.*

(3) *NCAA Tournament; Charlotte, N.C.*

**Leading Scorers**

Billy Gordon (6-1, Sr., G) — 14.1 ppg  
 Kannard Johnson (6-9, Jr., F) — 12.2 ppg  
 Tellis Frank (6-10, Jr., F-G) — 10.2 ppg

**Leading Rebounder**

Clarence Martin (6-8, Jr., C) — 6.7 rpg

**MURRAY ARNOLD ERA**

**1987-90 (4 SEASONS)**

71-54 (.568)

**1 CONFERENCE CHAMPIONSHIP**

**1 POSTSEASON APPEARANCE**

**1 20-WIN SEASON**

**1986-87**

**OVERALL RECORD: 29-9**

Home: 15-3 • Away: 10-5 • Neutral: 4-1

**Sun Belt Champion**

Conference Record: 12-2 (H: 7-0 • A: 5-2)

**NCAA Tournament**

11/21 (1) at Notre Dame.....W, 80-63  
 11/24 (2) Texas Christian.....W, 96-90  
 11/28 (3) vs. Memphis State.....W, 68-67  
 11/29 (3) vs. UNLV.....L, 95-96 (2ot)  
 12/02 *AP Poll — 14th*  
 12/02 Kentucky State.....W, 90-58  
 12/05 (4) Mercer.....W, 98-67  
 12/06 (4) Southern California.....W, 82-52  
 12/09 *AP Poll — 8th*  
 12/10 Louisville.....L, 58-60  
 12/11 Central Michigan.....L, 65-73  
 12/13 at Samford.....W, 94-57  
 12/19 Armstrong State.....W, 68-48  
 12/25 (5) vs. Hawaii Pacific.....W, 89-74  
 12/26 (5) at Chaminade.....W, 71-70  
 12/30 Tennessee Tech.....W, 102-46  
 01/03 at Butler.....W, 74-73 (ot)  
 01/07 at Eastern Kentucky.....L, 66-68  
 01/10 UAB\*.....W, 85-67  
 01/12 at VCU\*.....W, 79-70  
 01/14 at Jacksonville\*.....L, 71-80  
 01/17 Virginia Commonwealth\*.....W, 90-71  
 01/19 at South Florida\*.....W, 61-46  
 01/24 at Louisiana State.....L, 62-67  
 01/26 at South Alabama\*.....W, 68-60  
 01/29 South Florida\*.....W, 76-59  
 01/31 UNC Charlotte\*.....W, 88-69  
 02/03 Old Dominion\*.....W, 94-53  
 02/08 at UNC Charlotte\*.....W, 74-71 (ot)  
 02/12 at Old Dominion\*.....W, 75-59  
 02/14 South Alabama\*.....W, 85-70  
 02/16 Jacksonville\*.....W, 87-74  
 02/18 at Southern Illinois.....W, 78-58  
 02/21 at UAB\*.....L, 73-86  
 02/26 (6) Old Dominion.....W, 60-58  
 02/27 (6) UNC Charlotte.....W, 99-95 (2ot)  
 02/28 (6) UAB.....L, 60-72

03/03 at Dayton.....W, 78-72  
 03/13 (7) vs. West Virginia.....W, 64-62  
 03/15 (7) at #10 Syracuse.....L, 86-104  
 (\*) *Sun Belt Conference game*  
 (1) *Coca-Cola NIT; South Bend, Ind.*  
 (2) *Coca-Cola NIT; Bowling Green, Ky.*  
 (3) *Coca-Cola NIT; Final Four, Madison Square Garden; New York, N.Y.*  
 (4) *Wendy's Classic; Bowling Green, Ky.*  
 (5) *Western Airlines-Chaminade Classic; Honolulu, Hawaii*  
 (6) *SBC Tournament; Bowling Green, Ky.*  
 (7) *NCAA Tournament; Syracuse, N.Y.*

**Leading Scorers**

Tellis Frank (6-10, Sr., F-G) — 18.0 ppg  
 Brett McNeal (6-3, So., G) — 15.5 ppg  
 Kannard Johnson (6-9, Sr., F) — 15.0 ppg

**Leading Rebounder**

Kannard Johnson (6-9, Sr., F) — 8.2 rpg

**1987-88**

**OVERALL RECORD: 15-13**

Home: 11-4 • Away: 4-8 • Neutral: 0-1

**Sun Belt — 6th**

Conference Record: 6-8 (H: 5-2 • A: 1-6)

11/27 Kentucky State.....W, 83-76  
 12/02 Butler.....W, 85-68  
 12/04 (1) Centre.....W, 74-60  
 12/05 (1) Austin Peay.....L, 59-69  
 12/07 at Central Michigan.....W, 77-73  
 12/12 at Tennessee Tech.....W, 57-52 (ot)  
 12/19 Alabama State.....W, 85-64  
 12/21 Southern Illinois.....W, 84-73  
 12/28 at Southern California.....L, 47-53  
 01/02 Eastern Kentucky.....W, 77-70  
 01/04 at Old Dominion\*.....L, 66-80  
 01/09 UAB\*.....W, 53-50  
 01/12 at Murray State.....W, 50-49  
 01/16 South Alabama\*.....W, 109-93  
 01/18 at Louisville.....L, 71-84  
 01/23 at VCU\*.....L, 74-79  
 01/25 UNC Charlotte\*.....W, 78-69  
 01/30 at UAB\*.....L, 51-72  
 02/04 at UNC Charlotte\*.....L, 74-90  
 02/06 South Florida\*.....W, 82-61  
 02/10 Old Dominion\*.....L, 76-81  
 02/13 at Jacksonville\*.....W, 60-58  
 02/15 at South Florida\*.....L, 63-71  
 02/18 Virginia Commonwealth\*.....L, 69-70  
 02/20 at South Alabama\*.....L, 80-95  
 02/24 Dayton.....L, 81-82 (ot)  
 02/27 Jacksonville\*.....W, 80-79  
 03/05 (2) vs. Old Dominion.....L, 84-86

(\*) *Sun Belt Conference game*

(1) *Wendy's Classic; Bowling Green, Ky.*

(2) *SBC Tournament; Richmond, Va.*

**Leading Scorers**

Brett McNeal (6-3, Jr., G) — 20.0 ppg  
 Roland Shelton (6-4, So., G) — 11.3 ppg  
 Anthony Smith (6-8, So., F) — 11.2 ppg  
 Fred Tisdale (6-7, Sr., F) — 10.3 ppg

**Leading Rebounder**

Anthony Smith (6-8, So., F) — 10.4 rpg

**1988-89**

**OVERALL RECORD: 14-15**

Home: 10-6 • Away: 4-8 • Neutral: 0-1

**Sun Belt — 7th**

Conference Record: 4-10 (H: 3-4 • A: 1-6)

11/25 Western Carolina.....W, 84-64  
 11/28 Butler.....L, 81-91  
 12/02 (1) Drexel.....W, 105-81  
 12/03 (1) Murray State.....W, 79-75  
 12/05 at Southern Illinois.....W, 88-73  
 12/08 #15 Louisville.....L, 69-81



12/10 at Eastern Kentucky.....W, 75-63  
 12/17 Central Michigan.....W, 77-62  
 12/20 Jackson State.....W, 84-70  
 12/22 Prairie View A&M.....W, 85-72  
 01/02 at St. Louis.....L, 66-76  
 01/05 San Diego.....W, 64-59  
 01/08 at South Alabama\*.....L, 74-87  
 01/10 at UAB\*.....L, 60-76  
 01/14 Jacksonville\*.....L, 93-98 (2ot)  
 01/19 at Tulsa.....L, 56-64  
 01/21 Virginia Commonwealth\*.....W, 91-87  
 01/26 South Florida\*.....W, 82-61  
 01/28 at Old Dominion\*.....L, 64-99  
 02/02 at South Florida\*.....W, 63-61  
 02/04 at Jacksonville\*.....L, 76-87  
 02/09 UAB\*.....L, 70-80  
 02/13 at UNC Charlotte\*.....L, 61-70  
 02/16 South Alabama\*.....L, 92-96 (ot)  
 02/18 at VCU\*.....L, 63-85  
 02/21 UNC Charlotte\*.....L, 73-79  
 02/25 Old Dominion\*.....W, 92-74  
 03/04 (2) at UNC Charlotte.....W, 65-63 (ot)  
 03/05 (2) vs. Jacksonville.....L, 72-77

(\*) Sun Belt Conference game

(1) WKU Invitational; Bowling Green, Ky.

(2) SBC Tournament; Charlotte, N.C.

**Leading Scorers**

Brett McNeal (6-3, Sr., G) — 21.4 ppg

Anthony Smith (6-8, Jr., C) — 12.0 ppg

Roland Shelton (6-4, Jr., G) — 11.5 ppg

**Leading Rebounder**

Anthony Smith (6-8, Jr., C) — 10.1 rpg

**1989-90**

**OVERALL RECORD: 13-17**

Home: 8-6 • Away: 5-8 • Neutral: 0-3

**Sun Belt — T-3rd**

Conference Record: 7-7 (H: 5-2 • A: 2-5)

11/24 (1) vs. #17 Alabama.....L, 72-79  
 11/25 (1) vs. Wisconsin.....L, 62-73  
 11/26 (1) at Am.-Puerto Rico.....W, 110-76  
 11/29 Murray State.....L, 64-66  
 12/01 (2) Mississippi Valley.....W, 87-58  
 12/02 (2) Georgia.....L, 70-76  
 12/04 at Butler.....W, 62-59 (ot)  
 12/09 at #11 Louisville.....L, 61-75  
 12/20 St. Louis.....L, 65-77  
 12/28 at San Diego.....L, 66-72  
 01/02 at Kansas State.....L, 51-75  
 01/06 at Jacksonville\*.....W, 61-58  
 01/08 Southern Illinois.....L, 62-72  
 01/11 at VCU\*.....W, 57-44  
 01/13 Old Dominion\*.....W, 69-65  
 01/16 at UAB\*.....L, 55-86  
 01/20 UNC Charlotte\*.....W, 79-78  
 01/22 at Eastern Kentucky.....W, 68-66 (2ot)  
 01/24 Chicago State.....W, 88-80  
 01/27 Jacksonville\*.....W, 80-64  
 02/01 UAB\*.....L, 57-68  
 02/03 South Florida\*.....L, 58-59  
 02/10 at Old Dominion\*.....L, 62-86  
 02/12 at South Alabama\*.....L, 57-70  
 02/15 Virginia Commonwealth\*.....W, 68-65  
 02/17 at UNC Charlotte\*.....L, 89-100 (ot)  
 02/19 at South Florida\*.....L, 70-80  
 02/21 Eastern Kentucky.....W, 67-64  
 02/24 South Alabama\*.....W, 88-74  
 03/03 (3) vs. UNC Charlotte.....L, 67-91

(\*) Sun Belt Conference game

(1) San Juan Sunshine Shootout; San Juan, P.R.

(2) WKU Invitational; Bowling Green, Ky.

(3) SBC Tournament; Birmingham, Ala.

**Leading Scorers**

Roland Shelton (6-4, Sr., G) — 18.2 ppg

Jerry Anderson (6-8, Jr., F) — 12.3 ppg

**Leading Rebounder**

Rodney Ross (6-8, Sr., C) — 9.5 rpg

**RALPH WILLARD ERA**

1991-94 (4 SEASONS)

81-42 (.659)

1 CONFERENCE CHAMPIONSHIP

3 POSTSEASON APPEARANCES

3 20-WIN SEASONS

**1990-91**

**OVERALL RECORD: 14-14**

Home: 11-2 • Away: 2-11 • Neutral: 1-1

**Sun Belt — T-3rd**

Conference Record: 8-6 (H: 6-1 • A: 2-5)

11/24 at Southern Illinois.....L, 80-98  
 11/28 at #17 Georgia.....L, 65-124  
 12/01 at Murray State.....L, 91-97  
 12/05 Bowling Green State.....W, 90-77  
 12/07 (1) vs. Army.....W, 88-64  
 12/08 (1) at Austin Peay.....L, 79-86  
 12/17 Louisville.....L, 79-86  
 12/21 (2) vs. #18 Kentucky.....L, 70-84  
 12/28 Tennessee Tech.....W, 103-97  
 01/02 at Texas Christian.....L, 80-86  
 01/05 at UAB\*.....L, 83-92  
 01/07 Missouri-Kansas City.....W, 91-75  
 01/12 at South Florida\*.....L, 86-87  
 01/14 at Jacksonville\*.....L, 87-91  
 01/17 Old Dominion\*.....W, 77-74  
 01/19 UAB\*.....W, 96-85  
 01/26 at VCU\*.....W, 83-75  
 01/28 at South Alabama\*.....L, 78-82  
 01/30 Eastern Kentucky.....W, 83-74  
 02/04 Jacksonville\*.....W, 82-81  
 02/09 UNC Charlotte\*.....W, 104-97  
 02/11 Tennessee State.....W, 74-56  
 02/14 at UNC Charlotte\*.....L, 77-91  
 02/16 at Old Dominion\*.....W, 75-66  
 02/18 South Florida\*.....W, 72-71  
 02/21 South Alabama\*.....L, 91-100  
 02/23 Virginia Commonwealth\*.....W, 97-80  
 03/02 (3) vs. VCU.....L, 89-100

(\*) Sun Belt Conference game

(1) Acme Boot Classic, Clarksville, Tenn.

(2) at Freedom Hall, Louisville, Ky.

(3) SBC Tourney, Mobile, Ala.

**Leading Scorers**

Jack Jennings (6-5, Jr., F) — 16.1 ppg

Joe Lightfoot (6-4, Sr., F-G) — 15.1 ppg

Harold Thompkins (6-5, Jr., F) — 12.0 ppg

Darnell Mee (6-3, So., G) — 10.7 ppg

**Leading Rebounder**

Jack Jennings (6-5, Jr., F) — 8.5 rpg

**1991-92**

**OVERALL RECORD: 21-11**

Home: 12-2 • Away: 6-8 • Neutral: 3-1

**Sun Belt — 4th**

Conference Record: 10-6 (H: 7-1 • A: 3-5)

**NIT**

11/27 Southern Illinois.....L, 64-73  
 11/30 Tennessee-Martin.....W, 75-61  
 12/02 Illinois-Chicago.....W, 80-78  
 12/04 at Eastern Kentucky.....W, 64-62  
 12/11 at Bowling Green State.....L, 74-81  
 12/14 Austin Peay.....W, 86-67  
 12/19 Murray State.....W, 93-89  
 12/23 Bethune-Cookman.....W, 105-78  
 12/29 (1) vs. Presbyterian.....W, 82-64  
 12/30 (1) vs. North Carolina St.....W, 84-82  
 01/08 at Radford.....W, 81-78  
 01/11 at SW Louisiana\*.....L, 76-79  
 01/18 at Jacksonville\*.....L, 85-89 (ot)  
 01/21 Arkansas State\*.....W, 80-66  
 01/23 South Alabama\*.....L, 72-84

01/24 Arkansas-Little Rock\*.....W, 72-58  
 01/30 at New Orleans\*.....W, 68-67  
 02/01 Jacksonville\*.....W, 90-67  
 02/03 at Louisiana Tech\*.....L, 79-91  
 02/05 at South Alabama\*.....L, 76-90  
 02/08 Texas Pan-American\*.....W, 83-81  
 02/10 at Central Florida\*.....W, 81-78 (ot)  
 02/13 Louisiana Tech\*.....W, 79-78 (ot)  
 02/15 at #19 Kentucky.....L, 83-93  
 02/20 at Arkansas State\*.....W, 75-62  
 02/22 Lamar\*.....W, 103-88  
 02/27 at Arkansas-Little Rock\*.....L, 78-82  
 02/29 Central Florida\*.....W, 83-47  
 03/02 at VCU.....W, 77-75  
 03/06 (2) vs. South Alabama.....W, 95-94  
 03/07 (2) vs. Louisiana Tech.....L, 60-74  
 03/18 (3) at Kansas State.....L, 74-85

(\*) Sun Belt Conference game

(1) Aloha Invitational; Honolulu, Hawaii

(2) SBC Tournament; Biloxi, Miss.

(3) National Invitation Tournament

**Leading Scorers**

Jack Jennings (6-5, Sr., F) — 19.1 ppg

Harold Thompkins (6-5, Sr., F) — 14.6 ppg

Mark Bell (5-8, Jr., G) — 11.8 ppg

Darnell Mee (6-3, Jr., G) — 11.2 ppg

**Leading Rebounder**

Jack Jennings (6-5, Sr., F) — 6.6 rpg

**1992-93**

**OVERALL RECORD: 26-6**

Home: 11-2 • Away: 10-3 • Neutral: 5-1

**Sun Belt — 2nd**

Conference Record: 14-4 (H: 7-2 • A: 7-2)

**Sun Belt Tournament Champion**

**NCAA Tournament (Sweet Sixteen)**

**Final Polls: AP—20th; USA Today—25th**

12/02 Jackson State.....W, 87-69  
 12/05 at Tennessee Tech.....L, 92-99  
 12/19 Virginia Commonwealth.....W, 84-78  
 12/21 Eastern Kentucky.....W, 77-68  
 12/30 at Illinois-Chicago.....W, 82-71  
 01/02 Radford.....W, 88-58  
 01/06 at South Alabama\*.....W, 88-83  
 01/09 Louisiana Tech\*.....W, 86-40  
 01/11 Lamar\*.....W, 114-89  
 01/14 Arkansas-Little Rock\*.....W, 92-56  
 01/16 at Arkansas State\*.....W, 86-75  
 01/21 at Southwestern Louisiana\*.....L, 83-84  
 01/24 South Alabama\*.....L, 98-101  
 01/27 Texas-Pan American\*.....W, 105-49  
 01/31 Southwestern Louisiana\*.....W, 121-92  
 02/02 at #25 New Orleans\*.....L, 80-89  
 02/06 at Lamar\*.....W, 95-88  
 02/08 at Southern Utah.....W, 96-73  
 02/11 Jacksonville\*.....W, 66-58  
 02/13 at Texas-Pan American\*.....W, 98-68  
 02/16 at #22 Louisville.....W, 78-77  
 02/20 Arkansas State\*.....W, 67-61  
 02/22 #19 New Orleans\*.....L, 67-71  
 02/25 at Louisiana Tech\*.....W, 76-54  
 02/27 at Jacksonville\*.....W, 101-66  
 03/01 at Arkansas-Little Rock\*.....W, 78-71  
 03/06 (1) vs. Lamar.....W, 78-68  
 03/07 (1) vs. South Alabama.....W, 83-73  
 03/08 (1) vs. #13 New Orleans.....W, 72-63  
 03/15 AP Poll — 20th  
 03/18 (2) vs. Memphis State.....W, 55-52  
 03/20 (2) vs. #6 Seton Hall.....W, 72-68  
 03/25 (3) vs. #11 Florida State.....L, 78-81 (ot)

(\*) Sun Belt Conference game

(1) SBC Tournament; Biloxi, Miss.

(2) NCAA Tournament; Orlando, Fla.

(3) NCAA Tournament; Charlotte, N.C.

**Leading Scorers**

YEAR-BY-YEAR RESULTS

Darnell Mee (6-5, Sr., G) — 18.9 ppg  
 Mark Bell (5-8, Sr., G) — 16.8 ppg  
**Leading Rebounder**  
 Darius Hall (6-7, So., F) — 6.1 rpg

**1993-94**

**OVERALL RECORD: 20-11**

Home: 12-4 • Away: 7-5 • Neutral: 1-2

**Sun Belt Champion**

Record: 14-4 (H: 7-2 • A: 7-2)

**NCAA Tournament**

11/17 (1) at #1 North Carolina .....L, 87-101  
 12/08 North Florida .....W, 129-91  
 12/11 Ball State .....W, 84-72  
 12/18 at South Alabama\* .....W, 81-71  
 12/22 at Louisville .....L, 73-78 (ot)  
 12/27 (2) vs. Princeton .....W, 59-45  
 12/28 (2) vs. #13 Indiana .....L, 55-65  
 01/03 at UAB .....L, 51-62  
 01/06 South Alabama\* .....L, 83-87  
 01/08 Arkansas State\* .....W, 65-55  
 01/10 Arkansas-Little Rock\* .....W, 83-78  
 01/13 at New Orleans\* .....L, 74-79  
 01/15 at Jacksonville\* .....W, 83-65  
 01/22 at Texas-Pan American\* .....L, 77-83  
 01/24 Southwestern Louisiana\* .....W, 91-87  
 01/29 Lamar\* .....W, 97-68  
 02/01 Oral Roberts .....W, 87-55  
 02/05 at Southwestern Louisiana\* .....W, 78-62  
 02/10 at Louisiana Tech\* .....W, 91-49  
 02/12 Jacksonville\* .....L, 77-84  
 02/15 Kansas State .....L, 68-71 (ot)  
 02/17 at Arkansas-Little Rock\* .....W, 66-62  
 02/19 at Arkansas State\* .....W, 73-51  
 02/24 at Lamar\* .....W, 85-83  
 02/26 New Orleans\* .....W, 61-52  
 02/28 Louisiana Tech\* .....W, 70-47  
 03/02 Texas-Pan American\* .....W, 71-60  
 03/05 (3) Arkansas-Little Rock .....W, 72-69  
 03/06 (3) Jacksonville .....W, 83-72  
 03/08 (3) SW Louisiana .....L, 72-78  
 03/17 (4) vs. #20 Texas .....L, 77-91

(\*) Sun Belt Conference game

- (1) Preseason NIT; Chapel Hill, N.C.
- (2) Hoosier Classic; Indianapolis, Ind.
- (3) SBC Tournament; Bowling Green, Ky.
- (4) NCAA Tournament; Wichita, Kan.

**Leading Scorers**

Chris Robinson (6-5, So., F) — 14.7 ppg  
 Michael Fralix (6-1, So., G) — 12.7 ppg  
 Cypheus Bunton (6-6, Sr., F) — 10.4 ppg

**Leading Rebounder**

Cypheus Bunton (6-6, Sr., F) — 6.6 rpg

**MATT KILCULLEN ERA**

**1995-98 (3-PLUS SEASONS)**

**59-49 (.546)**

**1 CONFERENCE CHAMPIONSHIP**

**1 POSTSEASON APPEARANCE**

**1 20-WIN SEASON**

**1994-95**

**OVERALL RECORD: 27-4**

Home: 12-0 • Away: 12-3 • Neutral: 3-1

**Sun Belt Champion**

Record: 17-1 (H: 9-0 • A: 8-1)

**SBC Tournament Champion**

**NCAA Tournament**

**Final Polls: AP—21st**

12/03 at Jacksonville\* .....L, 88-100 (2ot)  
 12/06 at Ball State .....W, 84-77  
 12/10 Belmont .....W, 113-79  
 12/17 at #5 Massachusetts .....L, 72-91  
 12/21 at Eastern Kentucky .....W, 82-77  
 12/28 Ala at Birmingham .....W, 78-54  
 01/05 Arkansas State\* .....W, 88-68  
 01/07 Southwestern Louisiana\* .....W, 83-74

01/11 at New Alabama\* .....W, 85-64  
 01/13 at New Orleans\* .....W, 81-57  
 01/16 Lamar\* .....W, 95-61  
 01/19 at Louisiana Tech\* .....W, 68-49  
 01/21 at Southwestern Louisiana\* .....W, 87-82  
 01/26 Jacksonville\* .....W, 76-72  
 01/28 at Lamar\* .....W, 77-68  
 02/02 at Texas-Pan American\* .....W, 83-67  
 02/04 at Tulsa .....L, 68-70  
 02/09 Texas-Pan American\* .....W, 65-48  
 02/11 Louisiana Tech\* .....W, 63-50  
 02/13 New Orleans\* .....W, 67-59  
 02/16 at Arkansas-Little Rock\* .....W, 70-68  
 02/18 South Alabama\* .....W, 93-78  
 02/20 at Oral Roberts .....W, 83-71  
 02/23 Arkansas-Little Rock\* .....W, 81-50  
 02/25 Tennessee State .....W, 86-80  
 02/27 at Arkansas State\* .....W, 92-75  
 03/04 (1) vs. SW Louisiana .....W, 87-72  
 03/05 (1) vs. Texas-Pan American .....W, 64-61  
 03/07 AP Poll — 23rd  
 03/07 (1) at UALR .....W, 82-79  
 03/13 AP Poll — 21st  
 03/16 (2) vs. Michigan .....W, 82-76 (ot)  
 03/18 (2) vs. #5 Kansas .....L, 70-75

(\*) Sun Belt Conference game

(1) SBC Tournament; Little Rock, Ark.

(2) NCAA Tournament; Dayton, Ohio

**Leading Scorers**

Chris Robinson (6-5, Jr., F-G) — 17.0 ppg  
 Darrin Horn (6-4, Sr., G) — 12.9 ppg  
 Michael Fralix (6-1, Fr., G) — 12.2 ppg  
 Deon Jackson (6-6, Sr., F) — 10.4 ppg  
 Darius Hall (6-7, Sr., C-F) — 10.0 ppg

**Leading Rebounder**

Darius Hall (6-7, Sr., C-F) — 7.3 rpg

**1995-96**

**OVERALL RECORD: 13-14**

Home: 9-3 • Away: 3-9 • Neutral: 1-2

**Sun Belt — T-3rd**

Conference Record: 10-8 (H: 8-1 • A: 2-7)

Captains: Michael Fralix, Chris Robinson

11/24 (1) vs. VCU .....L, 65-83  
 11/25 (1) at American-Puerto Rico .....L, 85-86  
 11/26 (1) vs. La Salle .....W, 71-63  
 12/04 Tulsa .....L, 65-73  
 12/06 Butler .....W, 56-50  
 12/09 at UAB .....W, 77-65  
 12/19 at DePaul .....L, 69-84  
 12/23 Wisconsin-Green Bay .....L, 56-59 (ot)  
 12/31 New Orleans\* .....W, 94-80  
 01/04 at Arkansas State\* .....L, 68-80  
 01/06 Arkansas-Little Rock\* .....L, 76-84  
 01/11 Jacksonville\* .....L, 85-87  
 01/14 South Alabama\* .....W, 75-64  
 01/18 at Texas-Pan American\* .....W, 68-50  
 01/21 Arkansas-Little Rock\* .....W, 83-65  
 01/27 Louisiana Tech\* .....W, 59-57  
 02/01 at New Orleans\* .....L, 82-90  
 02/03 at Jacksonville\* .....L, 78-92  
 02/05 Arkansas State\* .....W, 91-64  
 02/08 at Lamar\* .....W, 92-73  
 02/10 at SW Louisiana\* .....L, 85-95  
 02/15 Texas-Pan American\* .....W, 63-51  
 02/18 Southwestern Louisiana\* .....W, 85-78  
 02/20 Lamar\* .....W, 90-69  
 02/22 at Louisiana Tech\* .....L, 66-72  
 02/24 at South Alabama\* .....L, 78-92  
 03/02 (2) vs. SW Louisiana .....L, 94-98

(\*) Sun Belt Conference game

(1) San Juan Shootout; San Juan, P.R.

(2) SBC Tournament; Little Rock, Ark.

**Leading Scorers**

Chris Robinson (6-5, Sr., F-G) — 16.8 ppg

Tony Lovan (6-6, Jr., F) — 13.3 ppg  
 Pop Thornton (6-7, Sr., F) — 12.4 ppg  
 Michael Fralix (6-1, Sr., G) — 12.2 ppg  
**Leading Rebounder**  
 Tony Lovan (6-6, Jr., F) — 8.3 rpg

**1996-97**

**OVERALL RECORD: 12-15**

Home: 7-5 • Away: 5-9 • Neutral: 0-1

**Sun Belt — T-6th**

Conference Record: 9-9 (H: 4-5 • A: 5-4)

Captains: Brad Divine, Tony Lovan

11/23 at Xavier .....L, 73-98  
 11/29 Tennessee-Martin .....W, 73-56  
 12/02 Belmont .....W, 69-44  
 12/04 Duquesne .....W, 89-82  
 12/07 at Wisconsin-Green Bay .....L, 53-56  
 12/21 at Jacksonville\* .....W, 91-73  
 12/23 Texas-Pan American\* .....W, 82-58  
 12/28 (1) vs. #7 Cincinnati .....L, 57-81  
 01/02 at Lamar\* .....L, 80-98  
 01/05 at Butler .....L, 73-75  
 01/09 at New Orleans\* .....L, 45-78  
 01/11 at Southwestern Louisiana\* .....W, 86-80  
 01/16 Lamar\* .....L, 70-77  
 01/18 South Alabama\* .....L, 66-68  
 01/20 at Texas-Pan American\* .....W, 66-56  
 01/25 New Orleans\* .....L, 66-70  
 01/27 at Arkansas-Little Rock\* .....W, 71-62  
 01/30 Jacksonville\* .....W, 97-87  
 02/01 at Louisiana Tech\* .....W, 68-61  
 02/04 at #10 Clemson .....L, 55-69  
 02/06 Arkansas State\* .....W, 68-53  
 02/09 Arkansas-Little Rock\* .....L, 77-80  
 02/11 Southwestern Louisiana\* .....W, 80-78  
 02/13 at Arkansas State\* .....L, 63-72  
 02/15 Louisiana Tech\* .....L, 61-94  
 02/22 at South Alabama\* .....L, 59-83  
 03/01 (2) at Arkansas-Little Rock .....L, 62-68

(\*) Sun Belt Conference game

(1) Rock-n-Roll Classic; Cleveland, Ohio

(2) SBC Tournament; Little Rock, Ark.

**Leading Scorers**

Tony Lovan (6-6, Sr., F) — 15.0 ppg  
 Brad Divine (6-0, Sr., G) — 13.2 ppg  
 Steven Bides (6-4, Jr., F) — 10.7 ppg

**Leading Rebounders**

Tony Lovan (6-6, Sr., F) — 5.8 rpg  
 Steven Bides (6-4, Jr., F) — 5.8 rpg

**1997-98**

**OVERALL RECORD: 10-19**

Home: 6-8 • Away: 3-10 • Neutral: 1-1

**Sun Belt — 8th**

Conference Record: 6-12 (H: 4-5 • A: 2-7)

Captain: Steven Bides

11/19 (1) at #2 Kansas .....L, 62-75  
 11/29 at Mississippi Valley .....W, 81-76  
 12/03 Butler .....W, 69-59  
 12/06 #19 Xavier .....L, 60-93  
 12/08 at Duquesne .....L, 64-74  
 12/18 Mississippi Valley .....W, 75-66  
 12/21 Murray State .....L, 75-86  
 12/27 at Lamar\* .....L, 57-58  
 12/30 #21 Clemson .....L, 52-71  
 01/03 Southwestern Louisiana\* .....L, 61-66  
 01/05 Louisiana Tech\* .....W, 69-67  
 01/08 at New Orleans\* .....W, 70-61  
 01/10 at South Alabama\* .....L, 48-68  
 01/15 at Arkansas State\* .....L, 67-76  
 01/18 Arkansas-Little Rock\* .....L, 76-77 (ot)  
 01/22 Jacksonville\* .....L, 70-75  
 01/24 Arkansas State\* .....L, 49-71  
 01/26 at Tennessee-Martin .....L, 67-70  
 01/29 at Louisiana Tech\* .....W, 49-46



01/31 New Orleans\*.....W, 75-55  
 02/05 at Texas-Pan American\*.....L, 87-88  
 02/07 at Southwestern Louisiana\*.....L, 76-91  
 02/12 at Jacksonville\*.....L, 64-67  
 02/15 Texas-Pan American\*.....W, 88-85  
 02/19 at Arkansas-Little Rock\*.....L, 61-70  
 02/21 South Alabama\*.....L, 50-55  
 02/23 Lamar\*.....W, 71-53  
 02/27 (2) vs. Jacksonville.....W, 75-70 (ot)  
 02/28 (2) vs. South Alabama.....L, 47-61  
 (\*) Sun Belt Conference game  
 (1) Preseason NIT; Lawrence, Kan.  
 (2) SBC Tournament; Lafayette, La.

**NOTE:** Ron Brown & Al Seibert served as co-coaches for the last six games.

**Leading Scorer**

Steven Bides (6-4, Sr., F) — 14.1 ppg

**Leading Rebounder**

Ravon Farris (6-8, Jr., F) — 6.9 rpg

**DENNIS FELTON ERA**

1999-2003 (5 SEASONS)

100-54 (.649)

3 CONFERENCE CHAMPIONSHIPS

3 POSTSEASON APPEARANCES

3 20-WIN SEASONS

**1998-99**

**OVERALL RECORD: 13-16**

Home: 6-5 • Away: 4-9 • Neutral: 3-2

**Sun Belt — T-3rd**

Conference Record: 7-7 (H: 4-3 • A: 3-4)

Captain: Kyle Chapman

11/14 at Evansville.....L, 65-70  
 11/18 at Virginia Commonwealth.....L, 61-63  
 11/22 at Louisville.....L, 78-99  
 11/25 Akron.....L, 61-63  
 11/30 Belmont.....W, 67-64  
 12/03 (1) vs. Middle Tennessee.....W, 51-45  
 12/05 at UAB.....L, 72-87  
 12/08 at Butler.....L, 58-69  
 12/19 at Murray State.....L, 57-69  
 12/23 Southern Illinois.....W, 78-69  
 12/29 (2) at Oklahoma.....L, 62-72 (ot)  
 12/30 (2) vs. Cal Poly.....W, 93-88 (2ot)  
 01/04 at South Alabama\*.....W, 75-61  
 01/09 New Orleans\*.....W, 65-44  
 01/12 at Florida International\*.....W, 71-66  
 01/16 Southwestern Louisiana\*.....L, 62-66  
 01/21 Arkansas State\*.....W, 65-57  
 01/28 at Arkansas-Little Rock\*.....W, 62-54  
 01/30 at Arkansas State\*.....L, 63-70  
 02/02 Florida International\*.....L, 53-57  
 02/04 Louisiana Tech\*.....L, 54-63  
 02/06 at Southwestern Louisiana\*.....L, 50-66  
 02/10 Arkansas-Little Rock\*.....W, 56-52  
 02/13 at Louisiana Tech\*.....L, 71-87  
 02/18 at New Orleans\*.....L, 58-74  
 02/20 South Alabama\*.....W, 50-48  
 02/27 (3) at SW Louisiana.....W, 80-73  
 02/28 (3) vs. Louisiana Tech.....W, 76-66  
 03/02 (3) vs. Arkansas State.....L, 48-65

(\*) Sun Belt Conference game

(1) at Nashville (Tenn.) Arena

(2) All-College Tournament; Oklahoma City, Okla.

(3) SBC Tournament; Lafayette, La.

**Leading Scorer**

Joe Harney (6-4, Sr., G) — 10.2 ppg

**Leading Rebounder**

Ravon Farris (6-8, Sr., C) — 5.1 rpg

**1999-2000**

**OVERALL RECORD: 11-18**

Home: 8-3 • Away: 2-12 • Neutral: 1-3

**Sun Belt — 5th**

Conference Record: 8-8 (H: 6-2 • A: 2-6)

Captain: Lee Lampley

11/20 at Southern Illinois.....L, 67-82  
 11/23 Evansville.....L, 47-52  
 11/27 at St. Joseph's (Pa.).....L, 55-81  
 11/30 at Akron.....L, 62-75  
 12/04 at Mississippi State.....L, 69-81  
 12/07 Murray State.....W, 92-70  
 12/11 Virginia Commonwealth.....W, 75-58  
 12/18 at Vanderbilt.....L, 77-101  
 12/29 (1) vs. Austin Peay.....L, 68-72  
 12/30 (1) vs. Drexel.....L, 61-66  
 01/08 at Florida International\*.....L, 63-93  
 01/13 at Arkansas-Little Rock\*.....W, 76-71  
 01/15 at Arkansas State\*.....L, 70-77  
 01/18 at Belmont.....L, 52-80  
 01/22 South Alabama\*.....W, 92-88  
 01/24 Denver\*.....W, 83-71  
 01/27 Louisiana Tech\*.....L, 65-68  
 01/29 Louisiana-Lafayette\*.....L, 77-86  
 01/31 at New Orleans\*.....W, 62-60 (ot)  
 02/09 at South Alabama\*.....L, 53-60  
 02/12 Florida International\*.....W, 73-65  
 02/17 at Louisiana-Lafayette\*.....L, 64-72  
 02/19 at Louisiana Tech\*.....L, 66-72  
 02/21 New Orleans\*.....W, 76-63  
 02/24 Arkansas State\*.....W, 84-72  
 02/26 Arkansas-Little Rock\*.....W, 77-51  
 02/28 at Denver\*.....W, 52-55  
 03/05 (2) vs. Florida International.....W, 79-60  
 03/06 (2) vs. South Alabama.....L, 61-64

(\*) Sun Belt Conference game

(1) Oneida Classic; Green Bay, Wis.

(2) SBC Tournament; Little Rock, Ark.

**Leading Scorers**

Lee Lampley (6-6, Sr, F) — 14.1 ppg

Chris Marcus (7-1, So, C) — 11.9 ppg

**Leading Rebounder**

Chris Marcus (7-1, So, C) — 9.5 rpg

**2000-01**

**OVERALL RECORD: 24-7**

Home: 13-2 • Away: 9-4 • Neutral: 2-1

**SBC Champion (East Division)**

Conference Record: 14-2 (H: 8-0 • A: 6-2)

**SBC Tournament Champion**

**NCAA Tournament**

Captains: Nashon McPherson, Tremain Rowles, David Boyden

11/18 at Evansville.....W, 61-59  
 11/21 Union (Ky.).....W, 75-45  
 11/25 Tennessee State.....W, 90-66  
 11/28 (1) Vanderbilt.....L, 66-70  
 12/02 at New Mexico.....L, 57-75  
 12/05 at Murray State.....L, 81-83  
 12/09 at Louisville.....W, 68-65  
 12/16 Akron.....W, 73-58  
 12/18 Savannah State.....W, 103-60  
 12/21 St. Joseph's (Pa.).....L, 68-74  
 12/28 at New Orleans\*.....W, 68-63  
 12/31 at Denver\*.....W, 80-61  
 01/03 Asbury (Ky.).....W, 81-29  
 01/06 Louisiana-Lafayette\*.....W, 79-62  
 01/10 at South Alabama\*.....L, 66-74 (ot)  
 01/13 Arkansas-Little Rock\*.....W, 59-49  
 01/16 New Mexico State\*.....W, 72-61  
 01/18 Louisiana Tech\*.....W, 55-47  
 01/25 Arkansas State\*.....W, 79-61  
 01/27 at Florida International\*.....W, 55-46  
 02/01 at Middle Tennessee\*.....W, 71-63  
 02/03 North Texas\*.....W, 107-63

02/10 at Louisiana Tech\*.....L, 72-73 (ot)  
 02/15 Florida International\*.....W, 69-49  
 02/17 at Arkansas-Little Rock\*.....W, 86-73  
 02/22 at Arkansas State\*.....W, 100-60  
 02/24 Middle Tennessee\*.....W, 92-51  
 03/03 (2) vs. Florida International.....W, 68-51  
 03/05 (2) vs. Louisiana-Lafayette.....W, 82-75  
 03/06 (2) at South Alabama.....W, 64-54  
 03/16 (3) vs. #8 Florida.....L, 56-69

(\*) Sun Belt Conference game

(1) Area Bank Classic; Bowling Green, Ky.

(2) SBC Tournament; Mobile, Ala.

(3) NCAA Tournament; New Orleans, La.

**Leading Scorers**

Chris Marcus (7-1, Jr., C) — 16.7 ppg

Nashon McPherson (6-4, Sr., G) — 10.4 ppg

**Leading Rebounder**

Chris Marcus (7-1, Jr., C) — 12.1

\*Marcus led the Nation in Rebounding

**2001-02**

**OVERALL RECORD: 28-4**

Home: 14-0 • Away: 10-3 • Neutral: 4-1

**Sun Belt Champion (East Division)**

Conference Record: 13-1 (H: 7-0 • A: 6-1)

**SBC Tournament Champion**

**NCAA Tournament**

Captain: Derek Robinson

11/15 (1) at #4 Kentucky.....W, 64-52  
 11/16 (1) vs. George Washington.....W, 73-48  
 11/20 (2) Evansville.....W, 90-64  
 11/24 Murray State.....W, 101-77  
 11/27 at Creighton.....L, 91-94 (2ot)  
 12/02 at Vanderbilt.....L, 75-80  
 12/05 at Akron.....W, 78-68  
 12/08 at Austin Peay.....W, 77-75  
 12/15 West Alabama.....W, 103-40  
 12/19 Creighton.....W, 95-61  
 12/22 at Southern Mississippi.....W, 74-50  
 12/28 at New Orleans\*.....W, 90-76  
 12/30 at South Alabama\*.....L, 58-61  
 01/02 at Florida International\*.....W, 65-54  
 01/05 Austin Peay.....W, 75-73  
 01/10 Louisiana-Lafayette\*.....W, 63-62  
 01/13 New Mexico State\*.....W, 83-67  
 01/16 at Middle Tennessee\*.....W, 55-45  
 01/19 at Denver\*.....W, 86-59  
 01/24 Arkansas-Little Rock\*.....W, 95-85  
 01/27 Arkansas State\*.....W, 45-42  
 01/31 Florida International\*.....W, 66-64  
 02/03 Morris Brown.....W, 92-53  
 02/07 at Arkansas-Little Rock\*.....W, 83-79 (ot)  
 02/09 at Arkansas State\*.....W, 50-46  
 02/16 North Texas\*.....W, 100-76  
 02/19 Kentucky State.....W, 100-63  
 02/23 Middle Tennessee\*.....W, 65-61  
 03/02 (3) vs. North Texas.....W, 82-68  
 03/04 (3) vs. New Mexico State.....W, 73-72  
 03/05 (3) vs. Louisiana-Lafayette.....W, 76-70  
 03/14 (4) vs. #24 Stanford.....L, 68-84

(\*) Sun Belt Conference game

(1) NABC Classic; Lexington, Ky.

(2) BB&T Classic; Bowling Green, Ky.

(3) SBC Tournament; New Orleans, La.

(4) NCAA Tournament; St. Louis, Mo.

**Leading Scorers**

Chris Marcus (7-1, Sr., C) — 15.9 ppg

David Boyden (6-8, Jr., F) — 11.3 ppg

Patrick Sparks (6-1, Fr., G) — 10.7 ppg

Derek Robinson (6-1, Sr., G) — 10.4 ppg

**Leading Rebounder**

Chris Marcus (7-1, Sr., C) — 8.9 rpg

**2002-03**

**OVERALL RECORD: 24-9**

Home: 16-0 • Away: 5-7 • Neutral: 3-2

**Sun Belt Champion (East Division)**

Conference Record: 12-2 (H: 7-0 • A: 5-2)

**SBC Tournament Champion**

**NCAA Tournament**

Captain: David Boyden

- 11/23 at #1 Arizona.....L, 68-107
- 11/26 (1) Virginia Commonwealth . W, 80-73 (ot)
- 12/01 (2) vs. Auburn.....W, 89-70
- 12/03 at Evansville.....L, 76-81 (ot)
- 12/07 at Murray State .....L, 72-83
- 12/15 Illinois State.....W, 63-43
- 12/18 Southern Mississippi.....W, 64-54
- 12/20 St. Francis (Pa.).....W, 80-45
- 12/23 at Pacific .....L, 57-70
- 12/28 (3) vs. Chicago State .....W, 63-56
- 12/29 (3) vs. Butler.....L, 60-63
- 12/30 (3) vs. Tennessee Tech .....W, 74-51
- 01/04 at Middle Tennessee\*.....L, 65-69
- 01/09 at Arkansas-Little Rock\*.....W, 74-66
- 01/11 at Arkansas State\* .....W, 77-69
- 01/16 New Orleans\*.....W, 78-59
- 01/18 South Alabama\* .....W, 85-69
- 01/25 at New Mexico State\*.....L, 82-92
- 01/30 Florida International\*.....W, 63-43
- 02/01 at Detroit .....L, 65-86
- 02/03 Kentucky State.....W, 104-70
- 02/05 Denver\*.....W, 81-77
- 02/08 at North Texas\* .....W, 85-70
- 02/13 Arkansas-Little Rock\*.....W, 70-51
- 02/15 Arkansas State\* .....W, 69-63
- 02/19 at Florida International\*.....W, 71-58
- 02/22 (4) Ball State .....W, 84-79
- 02/26 at Louisiana-Lafayette\*.....W, 69-66
- 03/01 Middle Tennessee\*.....W, 89-75
- 03/08 (5) Florida International.....W, 71-60
- 03/10 (5) New Mexico State.....W, 78-59
- 03/11 (5) Middle Tennessee.....W, 64-52
- 03/20 (6) vs. #11 Illinois .....L, 60-65

(\*) Sun Belt Conference game

(1) BB&T Classic, Bowling Green, Ky.

(2) at Gaylord Entertainment Ctr; Nashville, Tenn.

(3) Outrigger Hotels Rainbow Classic; Honolulu, Hawaii

(4) ESPN Bracket Buster Saturday

(5) SBC Tournament; Bowling Green, Ky.

(6) NCAA Tournament; Indianapolis, Ind.

**Leading Scorers**

Patrick Sparks (6-1, So., G) — 13.3 ppg

David Boyden (6-8, Sr., F) — 12.4 ppg

Mike Wells (6-3, Sr., G) — 10.8 ppg

Nate Williams (6-8, Sr., F) — 10.1 ppg

**Leading Rebounder**

David Boyden (6-8, Sr., F) — 5.3 rpg

**DARRIN HORN ERA**

**2004-08 (5 SEASONS)**

**111-46 (.707)**

**2 CONFERENCE CHAMPIONSHIPS**

**3 POSTSEASON APPEARANCES**

**4 20-WIN SEASONS**

**2003-04**

**OVERALL RECORD: 15-12**

Home: 10-3 • Away: 5-8 • Neutral: 0-1

**Sun Belt — T-2nd East**

Conference Record: 8-6 (H: 6-1 • A: 2-5)

- 11/21 at Auburn.....L, 64-86
- 11/25 at Virginia Commonwealth .....L, 67-72
- 11/29 (1) Mississippi State.....L, 75-81
- 12/04 (2) vs. Louisville .....L, 63-93
- 12/07 Murray State .....L, 95-100 (2ot)
- 12/13 Austin Peay.....W, 75-59
- 12/16 at Illinois State.....L, 65-66 (ot)

- 12/20 Evansville.....W, 92-82
- 12/23 at Ball State.....W, 78-69
- 12/30 at Fordham.....W, 94-70
- 01/03 Kentucky State.....W, 107-52
- 01/07 at Arkansas State\* .....L, 76-79
- 01/10 at South Alabama\* .....L, 66-72
- 01/15 Arkansas-Little Rock\*.....W, 86-71
- 01/17 Arkansas State\* .....W, 74-66
- 01/22 at New Orleans\*.....L, 64-78
- 01/24 New Mexico State\*.....W, 73-58
- 01/29 Louisiana-Lafayette\* .....L, 102-110#
- 01/31 at Florida International\*.....W, 55-42
- 02/05 Middle Tennessee\*.....W, 70-66
- 02/08 West Virginia Tech .....W, 96-48
- 02/12 at Denver\*.....W, 78-65
- 02/14 North Texas\* .....W, 80-78
- 02/19 at Arkansas-Little Rock\*.....L, 60-68
- 02/21 at Marshall .....W, 87-66
- 02/26 at Middle Tennessee\*.....L, 59-73
- 02/28 Florida International\*.....W, 74-43
- 03/07 (3) Middle Tennessee.....L, 62-76

(\*) Sun Belt Conference game

(#) vacated due to NCAA sanctions against ULL

(1) BB&T Classic, Bowling Green, Ky.

(2) at Gaylord Entertainment Ctr; Nashville, Tenn.

(3) SBC Tournament; Bowling Green, Ky.

**Leading Scorers**

Nigel Dixon (6-11, Sr., C) — 15.9 ppg

Mike Wells (6-3, Sr., G) — 15.8 ppg

Anthony Winchester (6-4, So., G) — 14.1 ppg

Antonio Haynes (6-0, Jr., G) — 11.9 ppg

**Leading Rebounder**

Nigel Dixon (6-11, Sr., C) — 10.3 rpg

**2004-05**

**OVERALL RECORD: 22-8**

Home: 15-1 • Away: 6-6 • Neutral: 1-1

**Sun Belt — 2nd East**

Conference Record: 9-5 (H: 6-1 • A: 3-4)

**NIT**

- 11/19 (1) Tennessee State.....W, 76-73 (ot)
- 11/23 at Georgia .....W, 71-61
- 11/27 Montana.....W, 72-46
- 12/01 Southeast Missouri .....W, 74-53
- 12/04 at Murray State .....W, 82-72
- 12/08 Eastern Kentucky.....W, 75-63
- 12/11 at Evansville.....L, 62-68
- 12/18 Marshall .....W, 70-54
- 12/22 Kentucky State.....W, 89-73
- 12/28 at Austin Peay.....W, 87-80
- 01/01 Fordham.....W, 80-59
- 01/05 at Virginia .....L, 79-80 (2ot)
- 01/13 at Arkansas-Little Rock\*.....L, 66-69
- 01/15 at Arkansas State\* .....L, 90-94
- 01/20 New Orleans\*.....W, 81-69
- 01/22 South Alabama\* .....W, 79-76 (ot)
- 01/27 at Louisiana-Lafayette\*.....L, 76-91#
- 01/29 at New Mexico State\*.....W, 77-75
- 02/03 at Middle Tennessee\*.....W, 61-56
- 02/05 Arkansas State\* .....W, 76-72
- 02/07 Florida International\*.....W, 83-67
- 02/10 Denver\* .....W, 84-79
- 02/12 at North Texas\* .....W, 93-92
- 02/17 Arkansas-Little Rock\*.....L, 53-55
- 02/19 Bradley.....W, 75-60
- 02/24 Middle Tennessee\*.....W, 85-83 (ot)
- 02/26 at Florida International\*.....L, 77-79
- 03/06 (2) vs. New Orleans .....W, 78-67
- 03/07 (2) vs. Denver .....L, 68-77
- 03/16 (3) Kent State.....W, 88-80 (ot)
- 03/19 (3) at Wichita State .....L, 81-84

(\*) Sun Belt Conference game

(#) vacated due to NCAA sanctions against ULL

(1) BB&T Classic; Bowling Green, Ky.

(2) SBC Tournament; Denton, Texas

(3) National Invitation Tournament

**Leading Scorers**

Anthony Winchester (6-4, Jr., G) — 18.2 ppg

Courtney Lee (6-5, Fr., G/F) — 14.9 ppg

Antonio Haynes (6-0, Sr., G) — 13.9 ppg

**Leading Rebounder**

Anthony Winchester (6-4, Jr., G) — 7.2 ppg

**2005-06**

**OVERALL RECORD: 23-8**

Home: 13-2 • Away: 7-5 • Neutral: 3-1

**Sun Belt Champion (East Division)**

Conference Record: 12-2 (H: 7-0 • A: 5-2)

**NIT**

- 11/18 Austin Peay.....W, 83-54
- 11/22 IUPUI .....W, 89-75
- 11/26 Georgia .....L, 65-69
- 11/29 at UAB.....W, 92-76
- 12/03 at Eastern Kentucky.....W, 97-89
- 12/06 (1) Evansville .....W, 84-77
- 12/10 Pacific .....L, 75-91
- 12/14 at Bradley.....W, 76-78
- 12/19 (2) vs. Central Florida .....W, 73-68
- 12/21 (2) at Arizona.....L, 81-86 (ot)
- 12/29 Kentucky State.....W, 87-71
- 01/02 Virginia .....W, 78-68
- 01/05 at Arkansas State\* .....W, 72-70
- 01/07 Middle Tennessee\*.....W, 80-48
- 01/12 Arkansas-Little Rock\*.....W, 74-70
- 01/14 Arkansas State\* .....W, 87-63
- 01/19 at Troy\*.....L, 49-76
- 01/21 at South Alabama\* .....W, 74-73
- 01/26 Louisiana-Lafayette\* .....W, 94-81
- 01/28 New Orleans\* .....W, 72-57
- 01/31 at Florida International\*.....W, 66-61
- 02/09 at Denver\* .....W, 71-70
- 02/11 North Texas\* .....W, 97-71
- 02/16 at Arkansas-Little Rock\*.....W, 74-73
- 02/18 (3) Northern Arizona.....W, 79-58
- 02/23 at Middle Tennessee\*.....L, 74-80
- 02/25 Florida International\*.....W, 80-65
- 03/05 (4) vs. New Orleans .....W, 80-61
- 03/06 (4) vs. UL-Lafayette .....W, 80-72
- 03/07 (4) vs. South Alabama.....L, 70-95
- 03/15 (5) at South Carolina.....L, 55-74

(\*) Sun Belt Conference game

(1) BB&T Classic; Bowling Green, Ky.

(2) Fiesta Bowl Classic; Tucson, Ariz.

(3) BracketBusters presented by eBay; Bowling Green, Ky.

(4) SBC Tournament; Murfreesboro, Tenn.

(5) National Invitation Tournament

**Leading Scorers**

Anthony Winchester (6-4, Sr., G) — 18.6 ppg

Courtney Lee (6-5, So., G/F) — 17.4 ppg

**Leading Rebounder**

Courtney Lee (6-5, So., G/F) — 6.3 rpg

**2006-07**

**OVERALL RECORD: 22-11**

Home: 12-3 • Away: 8-6 • Neutral: 2-2

**Sun Belt — 2nd East**

Conference Record: 12-6 (H: 7-2 • A: 5-4)

- 11/11 at Kennesaw State.....W, 96-55
- 11/14 at Georgia .....W, 70-67
- 11/19 (1) Tennessee State.....W, 87-69
- 11/21 (1) Towson .....W, 95-72
- 11/24 (1) vs. #1 Florida .....L, 68-101
- 11/25 (1) vs. Ball State.....W, 76-66
- 11/28 (2) UAB .....W, 69-54
- 12/02 Eastern Kentucky.....W, 78-55
- 12/06 at Montana .....W, 81-65
- 12/09 Southern Illinois .....L, 70-75
- 12/16 at Tennessee.....L, 79-93



12/19	North Texas*	.....L, 85-86
12/22	South Alabama*	.....W, 73-51
12/28	at Middle Tennessee*	.....L, 73-64
12/30	at Florida Atlantic*	.....W, 93-83
01/03	Troy*	.....W, 82-78 (ot)
01/06	at Nebraska	.....L, 71-82
01/11	at Florida International*	.....W, 86-74
01/13	Louisiana-Lafayette*	.....W, 82-72
01/17	at UALR*	.....L, 69-71
01/21	New Orleans*	.....W, 73-70
01/25	at Arkansas State*	.....L, 75-76
01/27	at Denver*	.....W, 77-67
01/31	Louisiana-Monroe*	.....W, 103-96
02/03	at North Texas*	.....L, 70-74
02/08	at South Alabama*	.....L, 71-73 (ot)
02/10	Middle Tennessee*	.....W, 65-53
02/14	Florida Atlantic*	.....L, 73-78
02/17	at Troy*	.....W, 75-74
02/20	Kentucky Wesleyan	.....W, 74-67
02/24	Florida International*	.....W, 82-64
03/04	(3) vs. Florida Atlantic	.....W, 86-81
03/05	(3) vs. Arkansas State	.....L, 73-80

(\*) Sun Belt Conference game

- (1) Findlay Toyota Las Vegas Invitational
- (2) BB&T Classic; Bowling Green, Ky.
- (3) SBC Tournament; Lafayette, La.

**Leading Scorers**

Courtney Lee (6-5, Jr., G/F) — 17.3 ppg  
 Tyrone Brazleton (5-11, Jr., G) — 12.8 ppg

**Leading Rebounder**

Jeremy Evans (6-9, Fr., F) — 5.7 rpg

**2007-08**

**OVERALL RECORD: 29-7**

Home: 13-1 • Away: 10-3 • Neutral: 6-3

**Sun Belt Co-Champion (East Division)**

Conference Record: 16-2 (H: 8-1 • A: 8-1)

**NCAA Tournament (Sweet 16)**

11/09	Kennesaw State	.....W, 96-61
11/13	Kentucky Wesleyan	.....W, 88-67
11/17	(1) Murray State	.....W, 87-63
11/22	(2) vs. #14 Gonzaga	.....L, 71-74
11/23	(2) at Alaska Anchorage	.....W, 71-67
11/24	(2) vs. Michigan	.....W, 73-69
12/01	at Northern Arizona	.....L, 61-64
12/05	Nebraska	.....W, 69-62 (ot)
12/08	at Eastern Kentucky	.....W, 77-60
12/15	(3) vs. #11 Tennessee	.....L, 82-88
12/18	North Carolina Central	.....W, 84-53
12/22	at Southern Illinois	.....L, 78-88
12/29	at Troy*	.....W, 94-90
01/02	Middle Tennessee*	.....W, 62-51
01/05	at South Alabama*	.....L, 61-65
01/10	at Louisiana-Monroe*	.....W, 71-44
01/12	Florida International*	.....W, 76-60
01/16	Florida Atlantic*	.....W, 80-62
01/19	at Louisiana-Lafayette*	.....W, 69-66
01/23	at New Orleans*	.....W, 73-55
01/27	Arkansas State*	.....W, 77-68
01/31	UALR*	.....W, 71-47
02/02	Denver*	.....W, 78-64
02/07	at North Texas*	.....W, 94-84
02/13	Troy*	.....W, 92-57
02/16	at Middle Tennessee*	.....W, 71-66
02/21	South Alabama*	.....L, 64-69
02/23	Louisiana-Monroe*	.....W, 86-75
02/27	at Florida International*	.....W, 69-54
03/01	at Florida Atlantic*	.....W, 88-78
03/09	(4) vs. North Texas	.....W, 84-70
03/10	(4) vs. UALR	.....W, 70-55
03/11	(4) vs. Middle Tennessee	.....W, 67-57
03/21	(5) vs. #14 Drake	.....W, 101-99 (ot)
03/23	(5) vs. San Diego	.....W, 72-63
03/27	(6) vs. #3 UCLA	.....L, 78-88
04/08	ESPN/USA Today Poll	— 22nd

(\*) Sun Belt Conference game

- (1) BB&T Classic, Bowling Green, Ky.
- (2) Carrs/Safeway Great Alaska Shootout; Anchorage, Alaska
- (3) Sun Belt Classic, Nashville, Tenn.
- (4) SBC Tournament; Mobile, Ala.
- (5) NCAA Tournament, Tampa, Fla.
- (6) NCAA Tournament, Phoenix, Ariz.

**Leading Scorers**

Courtney Lee (6-5, Sr., G/F) — 20.4 ppg  
 Tyrone Brazleton (5-11, Sr., G) — 14.4 ppg

**Leading Rebounder**

Jeremy Evans (6-9, So., F) — 5.2 rpg

**KEN MCDONALD ERA**  
**2009-PRESENT (3 SEASONS)**  
**62-38 (620)**

**1 CONFERENCE CHAMPIONSHIP**  
**1 POSTSEASON APPEARANCE**  
**2 20-WIN SEASONS**

**2008-09**

**OVERALL RECORD: 25-9**

Home: 13-0 • Away: 7-7 • Neutral: 5-2

**Sun Belt Champion (East Division)**

Conference Record: 15-3 (H: 9-0 • A: 6-3)

**SBC Tournament Champion**

**NCAA Tournament (Second Round)**

Captain: Orlando Mendez-Valdez

11/15	at Houston	.....L, 64-73
11/18	Campbellsville	.....W, 62-48
11/22	at Murray State	.....L, 61-89
11/26	Southern Illinois	.....W, 79-70
11/30	(1) vs. #3 Louisville	.....W, 68-54
12/02	Georgia	.....W, 67-63
12/06	at Tulane	.....W, 82-67
12/13	at Evansville	.....L, 40-72
12/18	at South Alabama*	.....W, 69-66
12/21	Alabama A&M	.....W, 83-60
12/28	(2) vs. Florida State	.....L, 69-82
01/01	Troy*	.....W, 99-76
01/03	UALR*	.....W, 79-47
01/05	at Mississippi State	.....L, 67-95
01/08	at FIU*	.....L, 79-81
01/10	at Florida Atlantic*	.....W, 78-57
01/15	(3) Middle Tennessee*	.....W, 63-61
01/17	New Orleans*	.....W, 70-60
01/22	Louisiana-Lafayette*	.....W, 73-68
01/24	at Denver*	.....L, 74-78
01/31	North Texas*	.....W, 71-67
02/02	at Arkansas State*	.....W, 68-63
02/05	at ULM*	.....W, 64-55
02/07	South Alabama*	.....W, 67-59
02/14	at Troy*	.....L, 82-87
02/19	at UALR*	.....W, 78-69
02/21	FIU*	.....W, 79-66
02/26	Florida Atlantic*	.....W, 87-67
02/28	at Middle Tennessee*	.....W, 68-49
03/08	(4) vs. FIU	.....W, 66-48
03/09	(4) vs. North Texas	.....W, 77-70
03/10	(4) vs. South Alabama	.....W, 64-56
03/19	(5) vs. Illinois	.....W, 76-72
03/21	(5) vs. #10 Gonzaga	.....L, 81-83
04/14	ESPN/USA Today Poll	— RV (34th)

(\*) Sun Belt Conference game

- (1) Played at Sommet Center, Nashville, Tenn.
- (2) MetroPCS Orange Bowl Classic, Sunrise, Fla.
- (3) BB&T Classic, Bowling Green, Ky.
- (4) SBC Tournament, Hot Springs, Ark.
- (5) NCAA Tournament, Portland, Ore.

**Leading Scorers**

A.J. Slaughter (6-3, Jr., G) — 16.0 ppg  
 Orlando Mendez-Valdez (6-1, Sr., G) — 14.2 ppg  
 Steffphon Pettigrew (6-5, So., G/F) — 12.7 ppg

Sergio Kerusch (6-5, So., G/F) — 11.2 ppg

**Leading Rebounder**

Sergio Kerusch (6-5, So., G/F) — 7.4 rpg

**2009-10**

**OVERALL RECORD: 21-13**

Home: 12-4 • Away: 5-8 • Neutral: 4-1

**Sun Belt — 3rd East**

Conference Record: 12-6 (H: 7-2 • A: 5-4)

Captain: A.J. Slaughter

11/16	vs. Wis.-Milwaukee (1)	.....W, 69-65
11/17	at LSU (1)	.....L, 60-71
11/23	Cal State Northridge (2)	.....W, 68-67
11/24	Indiana State (2)	.....L, 63-64
12/02	at South Carolina	.....L, 56-74
12/06	Tulane	.....W, 62-48
12/08	Evansville	.....W, 63-57
12/11	vs. Vanderbilt (3)	.....W, 76-69
12/19	at Louisville (4)	.....L, 75-102
12/22	Murray State	.....W, 83-72
12/31	Louisiana-Lafayette*	.....W, 77-65
01/04	Mississippi State	.....W, 55-52
01/07	at South Alabama*	.....W, 67-64 (ot)
01/10	at Denver*	.....L, 67-72
01/14	Florida Atlantic*	.....W, 79-72
01/16	FIU*	.....W, 81-64
01/18	at Middle Tennessee*	.....L, 46-47
01/21	at Troy*	.....L, 69-77
01/23	Middle Tennessee*	.....L, 74-84
01/25	at Southern Illinois	.....L, 63-68
01/28	North Texas*	.....L, 83-84 (ot)
01/30	New Orleans*	.....W, 76-56
02/04	at ULM*	.....L, 66-67
02/06	Troy*	.....W, 87-69
02/09	Houston	.....L, 72-74
02/11	Arkansas State*	.....W, 79-68
02/13	at UALR*	.....W, 67-46
02/18	South Alabama*	.....W, 99-69
02/20	at Arkansas State*	.....W, 78-76 (ot)
02/25	at Florida Atlantic*	.....W, 78-69 (ot)
02/27	at FIU*	.....W, 88-61
03/06	vs. New Orleans (5)	.....W, 83-58
03/07	vs. Arkansas State (5)	.....W, 65-64
03/08	vs. Troy (5)	.....L, 48-54

(\*) Sun Belt Conference game

- (1) 25th Dick's Sporting Goods NIT Season Tip-Off, Baton Rouge, La.
- (2) 25th Dick's Sporting Goods NIT Season Tip-Off, Bowling Green, Ky.
- (3) Played at Sommet Center, Nashville, Tenn.
- (4) Billy Minardi Classic, Louisville, Ky.
- (5) SBC Tournament, Hot Springs, Ark.

**Leading Scorers**

A.J. Slaughter (6-3, Sr., G) — 17.5 ppg  
 Steffphon Pettigrew (6-5, Jr., F) — 14.9 ppg  
 Sergio Kerusch (6-5, Jr., F) — 14.3 ppg  
 Jeremy Evans (6-9, Sr., C) — 10.0 ppg

**Leading Rebounder**

Sergio Kerusch (6-5, Jr., F) — 7.2 rpg

**2010-11**

**OVERALL RECORD: 16-16**

Home: 7-6 • Away: 6-7 • Neutral: 3-3

**Sun Belt — 3rd East**

Conference Record: 8-8 (H: 4-4 • A: 4-4)

Captain: Steffphon Pettigrew

11/12	at Saint Joseph's	.....W, 98-70
11/15	Alabama A&M	.....W, 83-61
11/18	vs. Minnesota (1)	.....L, 77-95
11/19	vs. Hofstra (1)	.....W, 62-60
11/21	vs. Davidson (1)	.....L, 51-64
11/27	South Carolina	.....L, 85-87 (2ot)
12/01	at Vanderbilt	.....L, 62-82
12/04	at #14 Memphis	.....L, 61-77
12/08	at Bowling Green State	.....W, 59-52
12/11	Southern Illinois (2)	.....W, 53-46
12/18	at Murray State	.....L, 60-69
12/22	#25 Louisville	.....L, 82-114
01/01	at Arkansas State*	.....L, 73-81

YEAR-BY-YEAR RESULTS / GAMES VS. RANKED OPPONENTS

01/06	Denver*	L, 59-62
01/13	at Troy*	L, 68-82
01/15	Florida Atlantic*	L, 73-78
01/20	at South Alabama*	W, 84-75
01/22	Troy*	W, 77-58
01/27	at FIU*	W, 81-78
01/29	at Florida Atlantic*	W, 57-53
02/03	South Alabama*	L, 76-80
02/05	ULM*	W, 81-61
02/10	Middle Tennessee*	L, 60-69
02/12	North Texas*	W, 87-76
02/14	Florida Gulf Coast	W, 80-70
02/17	at UALR*	W, 61-59
02/19	at Louisiana-Lafayette*	W, 81-76
02/24	FIU*	W, 80-73
02/26	at Middle Tennessee*	L, 39-57
03/05	vs. ULM (3)	W, 66-50
03/06	vs. Louisiana-Lafayette (3)	W, 81-76
03/07	vs. North Texas (3)	L, 62-71

(\* Sun Belt Conference game)

(1) Honda Puerto Rico Tip-Off, San Juan, P.R.

(2) BB&T Classic, Bowling Green, Ky.

(3) SBC Tournament, Hot Springs, Ark.

**Leading Scorers**

Sergio Kersch (6-5, Sr., F) — 15.6 ppg

Steffphon Pettigrew (6-5, Sr., F) — 14.6 ppg

Juan Pattillo (6-6, Sr., F) — 13.7 ppg

**Leading Rebounder**

Juan Pattillo (6-6, Sr., F) — 9.1 rpg

**GAMES VS. RANKED OPPONENTS**

**OVERALL RECORD:** 34-87

Home: 12-31 • Away: 8-32 • Neutral: 14-24

In Overtime: 4-4 • NCAA Tournament: 8-13

Versus: No. 1: 0-6 • Top 5: 6-22 • Top 10: 13-35

DATE	OPPONENT	RANK	RESULT
02/12/49	at Bowling Green St.	14	L, 58-72
03/14/49	vs. Bradley (1)	7	L, 86-95
01/16/50	Cincinnati	12	W, 84-59
02/03/50	Louisville	15	W, 84-62
03/13/50	vs. St. John's (1)	9	L, 60-69
12/26/50	at LaSalle	16	W, 73-63
12/28/50	vs. Long Island (2)	4	L, 70-77
02/08/51	Cincinnati	11	W, 75-70
03/27/51	at Bradley	11	L, 71-75
01/01/52	at LaSalle	13	L, 58-67
01/03/52	vs. Seton Hall (2)	11	L, 65-77
03/08/52	vs. Louisville (1)	17	W, 62-59
03/10/52	vs. St. Bonavntre (1)	15	L, 69-70
12/18/52	vs. Seton Hall (2)	4	L, 74-77
12/29/52	vs. Idaho (3)	20	L, 60-75
12/30/52	vs. Tulsa (3)	8	W, 79-70
01/03/53	vs. St. Bonavntre (4)	15	W, 94-63
02/07/53	Eastern Kentucky	15	W, 86-76
02/28/53	vs. E. Kentucky (5)	20	W, 70-60
03/10/53	vs. Duquesne (1)	11	L, 61-69
01/13/54	at Dayton	17	W, 79-75
03/11/54	Holy Cross	6	L, 69-75
01/19/55	at Dayton	18	L, 73-91
02/01/55	Dayton	15	L, 67-73
12/17/55	at Oklahoma City	20	L, 87-92
12/28/55	at Louisville	11	W, 86-77
01/10/56	at Memphis	17	L, 64-80
12/19/56	San Francisco	2	W, 61-57
01/07/57	Oklahoma City	11	L, 78-85
02/05/57	at Memphis	16	L, 84-86
02/11/57	at Oklahoma State	13	L, 67-96
02/23/57	Memphis	20	L, 82-98
01/24/59	West Virginia	10	L, 72-74
03/11/60	Ohio State	3	L, 79-98
12/13/60	Louisville	9	L, 71-86
12/15/60	Memphis	19	L, 74-95
03/16/62	Ohio State	1	L, 73-93
12/28/67	Indiana	3	W, 110-98

01/18/69	at LaSalle	11	L, 81-88
12/15/69	at Duquesne	7	L, 65-87
03/07/70	Jacksonville	6	L, 96-109
12/23/70	Jacksonville	4	W, 97-84
12/28/70	at St. John's	19	W, 86-67
12/30/70	South Carolina	2	L, 84-86
03/13/71	vs. Jacksonville (6)	9	W, 74-72
03/18/71	vs. Kentucky (7)	8	W, 107-83
03/20/71	vs. Ohio State (7)	10	W, 81-78 (ot)
03/25/71	vs. Villanova (8)	19	L, 89-92 (ot)
03/27/71	vs. Kansas (8)	4	W, 77-75
12/23/71	Pennsylvania	13	L, 79-88
12/29/71	at Maryland	16	L, 68-103
01/10/73	at Providence	13	L, 88-118
12/10/73	Providence	6	W, 89-84
12/14/74	Purdue	15	L, 91-114
12/26/74	at Louisville	4	L, 81-107
12/27/74	Purdue	15	W, 92-80
01/29/75	at LaSalle	7	W, 91-87
12/01/75	Memphis	19	W, 87-84
12/26/75	at NC State	9	L, 98-110
01/05/76	LaSalle	20	L, 100-104 (ot)
03/13/76	vs. Marquette (9)	2	L, 60-79
11/27/76	at Michigan	1	L, 70-94
11/26/77	Michigan	13	L, 81-87
12/28/77	at Maryland	14	L, 78-91
03/11/78	vs. Syracuse (10)	18	W, 87-86 (ot)
03/16/78	vs. Michigan State (9)	4	L, 60-90
11/25/78	Duke	1	L, 53-78
12/14/79	at Louisville	12	L, 74-96
12/05/81	Louisville	3	L, 66-71
12/22/81	at Georgetown	17	L, 45-64
12/04/82	Georgetown	2	L, 66-70 (ot)
02/26/83	Louisville	5	L, 62-73
11/26/83	Georgia	16	L, 68-85
12/21/83	Georgetown	5	L, 41-53
12/14/84	at Indiana	16	L, 57-80
01/10/85	VCU	18	L, 58-72
02/21/85	at VCU	17	L, 62-85
12/07/85	Auburn	19	W, 71-58
12/14/85	at Louisville	15	L, 70-73
01/04/86	at Virginia Tech	20	L, 71-85
01/16/86	at UAB	12	W, 75-72 (ot)
01/25/86	UAB	18	W, 81-75
03/16/86	vs. Kentucky (11)	3	L, 64-71
03/15/87	at Syracuse (12)	10	L, 86-104
12/08/88	Louisville	15	L, 69-81
11/24/89	Alabama	17	L, 72-79
12/09/89	at Louisville	11	L, 61-75
11/28/90	at Georgia	17	L, 65-124
12/21/90	Kentucky	18	L, 70-84
02/15/92	at Kentucky	19	L, 83-93
02/02/93	at New Orleans	25	L, 80-89
02/16/93	at Louisville	22	W, 78-77
02/22/93	New Orleans	19	L, 67-71
03/08/93	vs. New Orleans (13)	13	W, 72-63
03/20/93	vs. Seton Hall (14)	6	W, 72-68
03/25/93	vs. Florida State (15)	11	L, 78-81 (ot)
11/17/93	at North Carolina	1	L, 87-101
12/28/93	Indiana	13	L, 55-65
03/17/94	vs. Texas (16)	20	L, 77-91
12/17/94	at UMass	5	L, 72-91
03/18/95	vs. Kansas (9)	5	L, 70-75
12/28/96	Cincinnati	7	L, 57-81
02/04/97	at Clemson	10	L, 55-69
11/19/97	at Kansas	2	L, 62-75
12/06/97	Xavier	19	L, 60-93
12/30/97	Clemson	21	L, 52-71
03/16/01	vs. Florida (17)	8	L, 56-69
11/15/01	at Kentucky	4	W, 64-52
03/14/02	vs. Stanford (18)	24	L, 68-84
11/23/02	at Arizona	1	L, 68-107
03/20/03	vs. Illinois (19)	11	L, 60-65
11/24/06	vs. Florida (20)	1	L, 68-101
11/22/07	vs. Gonzaga (21)	14	L, 71-74

12/15/07	vs. Tennessee (22)	11	L, 82-88
03/21/08	vs. Drake (23)	14	W, 101-99 (ot)
03/27/08	vs. UCLA (24)	3	L, 78-88
11/30/08	vs. Louisville (22)	3	W, 68-54
03/21/09	vs. Gonzaga (25)	10	L, 81-83
12/11/09	vs. Vanderbilt (22)	24	W, 76-69
12/04/10	at Memphis	14	L, 61-77
12/22/10	Louisville	25	L, 82-114
(1)	NIT at Madison Square Garden (New York, N.Y.)		
(2)	Madison Square Garden (New York, N.Y.)		
(3)	Louisville, Ky.		
(4)	All-College Tournament (Oklahoma City, Okla.)		
(5)	OVC Tournament (Louisville, Ky.)		
(6)	NCAA Tournament (South Bend, Ind.)		
(7)	NCAA Tournament (Athens, Ga.)		
(8)	NCAA Final Four (Houston, Texas)		
(9)	NCAA Tournament (Dayton, Ohio)		
(10)	NCAA Tournament (Knoxville, Tenn.)		
(11)	NCAA Tournament (Charlotte, N.C.)		
(12)	NCAA Tournament (Syracuse, N.Y.)		
(13)	SBC Tournament (Biloxi, Miss.)		
(14)	NCAA Tournament (Orlando, Fla.)		
(15)	NCAA Tournament (Charlotte, N.C.)		
(16)	NCAA Tournament (Wichita, Kan.)		
(17)	NCAA Tournament (New Orleans, La.)		
(18)	NCAA Tournament (St. Louis, Mo.)		
(19)	NCAA Tournament (Indianapolis, Ind.)		
(20)	Thomas and Mack Center (Las Vegas, Nev.)		
(21)	Carrs/Safeway Great Alaska Shootout (Anchorage, Ak.)		
(22)	Sommet Center (Nashville, Tenn.)		
(23)	NCAA Tournament (Tampa, Fla.)		
(24)	NCAA Tournament (Phoenix, Ariz.)		
(25)	NCAA Tournament (Portland, Ore.)		

ALL-TIME SERIES RECORDS

SCHOOL	W-L	PCT	FIRST MET	LAST MET
Abilene Christian	2-0	1.000	12/03/60	12/14/65
Akron	8-2	.800	01/10/80	12/05/01
Alabama	0-2	.000	12/03/55	11/24/89
Alabama A&M	2-0	1.000	12/21/08	11/15/10
UAB	10-18	.357	03/13/81	11/28/06
Alabama-Huntsville	1-0	1.000	12/01/80	12/01/80
Alabama State	2-0	1.000	01/07/36	12/19/87
Alaska Anchorage	1-0	1.000	11/23/07	11/23/07
American-Puerto Rico	1-1	.500	11/26/89	11/25/95
Arizona	0-2	.000	11/23/02	12/21/05
Arkansas	2-4	.333	03/26/36	12/07/74
UALR	32-10	.762	11/29/75	02/17/11
Arkansas State	28-12	.700	01/29/48	01/01/11
Armstrong State	1-0	1.000	12/19/86	12/19/86
Army	2-1	.667	02/07/59	12/07/90
Asbury (Ky.)	1-0	1.000	01/03/01	01/03/01
Auburn	3-1	.750	12/16/72	11/21/03
Augusta	1-0	1.000	11/24/84	11/24/84
Austin Peay	37-14	.725	12/08/41	11/18/05
Baldwin-Wallace	1-0	1.000	02/11/49	02/11/49
Ball State	5-0	1.000	12/11/93	11/25/06
Baylor	2-0	1.000	12/02/71	12/08/73
Belmont	4-2	.667	11/25/53	01/18/00
Bemis	1-1	.500	01/04/27	01/05/27
Berea	24-8	.750	01/20/23	01/08/49
Bethel (Ky.)	13-2	.867	1914-15	02/08/29
Bethel (Tenn.)	1-0	1.000	02/07/23	02/07/23
Bethune-Cookman	1-0	1.000	12/23/91	12/23/91
Birmingham Southern	2-0	1.000	01/28/32	01/08/34
Boston College	1-0	1.000	12/29/82	12/29/82
Bowling Green	21-9	.700	12/09/44	12/08/10
Bradley	1-6	.143	02/10/37	12/14/05
Brigham Young	3-0	1.000	01/06/47	12/30/54
Brooklyn	1-1	.500	12/25/43	12/25/44
Bryson **	1-0	1.000	01/27/24	02/13/24
Butler	16-8	.667	03/17/62	12/29/02
California	1-0	1.000	12/29/67	12/29/67
California-Davis	1-0	1.000	12/05/70	12/05/70
UCLA	0-1	.000	03/27/08	03/27/08
California-Riverside	1-0	1.000	12/08/69	12/08/69
Cal Poly	2-0	1.000	12/17/77	12/30/98
Cal State Northridge	1-0	1.000	11/23/09	11/23/09
Campbellsville	4-0	1.000	12/12/42	11/18/08
Canisius	5-1	.833	01/01/44	12/26/49
Canterbury	1-0	1.000	12/05/47	12/05/47
Carson-Newman	2-0	1.000	12/15/64	01/03/84
Centenary	1-1	.500	03/02/33	03/04/35
Central Florida	3-0	1.000	02/10/92	12/19/05
Central Michigan	2-1	.667	12/11/86	12/17/88
Central Missouri	1-0	1.000	12/17/51	12/17/51
Centre	14-4	.778	01/17/23	12/04/87
Chaminade	2-0	1.000	12/06/85	12/26/86
Charleston	1-0	1.000	03/01/35	03/01/35
Charlotte	13-8	.619	01/09/83	02/14/91
Chattanooga	3-2	.600	01/14/29	12/12/64
Chicago State	2-0	1.000	01/24/90	12/28/02
Cincinnati	12-6	.667	01/04/35	12/28/96
The Citadel	0-1	.000	03/03/27	03/03/27
CCNY	3-0	1.000	03/19/42	02/01/79
Clemson	0-2	.000	02/04/97	12/30/97
Colorado State	1-0	1.000	12/16/54	12/16/54
Columbus College	1-0	1.000	12/11/85	12/11/85
Connecticut	0-1	.000	12/30/80	12/30/80
Cornell	0-1	.000	12/30/44	12/30/44
Creighton	2-1	.667	03/23/42	12/19/01
Culver-Stockton	1-0	1.000	12/09/39	12/09/39
Cumberland (Ky.)***	5-1	.833	02/10/16	01/11/41
Davidson	1-1	.500	12/15/78	11/21/10
Dayton	14-14	.500	02/04/53	02/24/88
Delta State	6-0	1.000	03/05/38	12/06/76
Denver	9-6	.600	12/27/57	01/06/11
DePaul	5-10	.333	02/13/43	12/19/95
Detroit	1-2	.333	02/14/25	02/01/03
District of Columbia	1-0	1.000	01/03/81	01/03/81
Drake	1-0	1.000	03/21/08	03/21/08
Drexel	1-1	.500	12/02/88	12/30/99

SCHOOL	W-L	PCT	FIRST MET	LAST MET
Duke	0-4	.000	12/30/68	11/25/78
Duquesne	2-7	.222	03/23/40	12/08/97
East Tennessee	35-11	.761	12/10/57	01/07/80
Eastern Kentucky	111-43	.721	1914-15	12/08/07
Eastern Michigan	1-0	1.000	12/01/69	12/01/69
Emporia State	1-0	1.000	12/09/48	12/09/48
Erskine	2-0	1.000	03/01/33	03/05/34
Evansville	40-20	.667	01/29/27	12/08/09
Florida	0-2	.000	03/16/01	11/24/06
Florida A&M	1-0	1.000	12/08/79	12/08/79
Florida Atlantic	9-2	.818	12/30/06	01/29/11
Florida Gulf Coast	1-0	1.000	02/14/11	02/14/11
FIU	26-4	.867	01/12/99	02/24/11
Florida State	0-7	.000	12/21/73	12/28/08
Fordham	3-1	.750	03/22/43	01/01/05
George Washington	1-0	1.000	11/16/01	11/16/01
Georgetown (D.C.)	1-4	.200	01/23/47	12/21/83
Georgetown (Ky.)	12-8	.600	01/16/24	12/05/50
Georgia	3-5	.375	12/30/82	12/02/08
Georgia State	1-0	1.000	11/25/83	11/25/83
Gonzaga	0-2	.000	11/22/07	03/21/09
Gustavus Adolphus	4-0	1.000	12/04/53	12/03/56
Hardin-Simmons	1-0	1.000	12/16/57	12/16/57
Harvard	0-1	.000	12/30/71	12/30/71
Havana	1-0	1.000	01/15/47	01/15/47
Hawaii	1-0	1.000	03/01/47	03/01/47
Hawaii Pacific	1-0	1.000	12/25/86	12/25/86
High Point	1-0	1.000	12/16/50	12/16/50
Hofstra	1-0	1.000	11/19/10	11/19/10
Holy Cross	1-1	.500	03/11/54	12/27/66
Houston	1-3	.250	12/28/53	02/09/10
Idaho	0-1	.000	12/29/52	12/29/52
Illinois	1-2	.333	12/12/59	03/19/09
Illinois-Chicago	2-0	1.000	12/02/91	12/30/92
Illinois College	1-0	1.000	12/11/37	12/11/37
Illinois State	1-3	.250	12/18/78	12/16/03
Illinois Wesleyan	1-0	1.000	01/03/42	01/03/42
Indiana	1-2	.333	12/28/67	12/28/93
Indiana State	3-2	.600	01/20/41	11/24/09
IUPUI	1-0	1.000	11/22/05	11/22/05
Jackson State	2-0	1.000	12/20/88	12/02/92
Jacksonville (Fla.)	23-18	.561	03/07/70	02/27/98
Jacksonville (Ala.) State	2-0	1.000	03/04/39	11/27/78
James Madison	1-0	1.000	12/02/74	12/02/74
Kansas	1-3	.250	12/20/69	11/19/97
Kansas State	0-3	.000	01/02/90	02/15/94
Kennesaw State	2-0	1.000	11/11/06	11/09/07
Kent State	4-0	1.000	02/29/60	03/16/05
Kentucky	2-3	.400	03/18/71	11/15/01
Kentucky State	7-0	1.000	12/02/86	12/29/05
Kentucky Wesleyan	25-9	.735	02/05/22	11/13/07
La Salle	16-14	.533	02/06/43	11/26/95
Lamar	12-3	.800	12/06/60	02/23/98
LeMoyne	0-1	.000	12/11/54	12/11/54
Lindsey Wilson	1-0	1.000	12/12/42	12/12/42
Lipscomb	1-1	.500	01/06/36	12/01/62
Long Island	2-2	.500	01/20/48	12/28/50
Louisiana-Lafayette	25-13	.658	01/05/34	03/06/11
ULM	6-1	.857	01/31/07	03/05/11
Louisiana College	5-0	1.000	03/01/32	11/30/68
Louisiana Normal	6-1	.857	02/26/31	03/07/41
Louisiana State	0-2	.000	01/24/87	11/17/09
Louisiana Tech	15-13	.534	03/01/28	02/10/01
Louisville	39-35	.527	01/20/26	12/22/10
Loyola (Ill.)	1-0	1.000	03/07/66	03/07/66
Loyola (La.)	2-0	1.000	01/24/53	02/09/53
MacMurray	1-0	1.000	01/10/76	01/10/76
Marquette	0-1	.000	03/13/76	03/13/76
Marshall	11-4	.733	01/15/44	12/18/04
Maryland	0-2	.000	12/29/71	12/28/77



ALL-TIME SERIES RECORDS

SCHOOL	W-L	PCT	FIRST MET	LAST MET
Maryville	1-0	1.000	01/10/48	01/10/48
Massachusetts	0-1	.000	12/17/94	12/17/94
McKendree	2-0	1.000	12/15/37	12/15/37
Memphis	9-9	.500	01/02/34	12/04/10
Mercer	1-0	1.000	12/05/86	12/05/86
Miami (Fla.)	13-1	.929	03/08/47	12/28/66
Miami (Ohio)	2-0	1.000	11/23/45	12/18/45
Michigan	2-3	.400	03/11/66	11/24/08
Michigan State	1-1	.500	12/14/68	03/16/78
Middle Tennessee**	91-34	.728	1914-15	02/26/11
Midwestern	1-0	1.000	01/12/56	01/12/56
Millsaps	1-1	.500	03/05/35	01/30/39
Minnesota	0-1	.000	11/18/10	11/18/10
Mississippi College	4-1	.800	01/30/32	12/04/78
Mississippi State	3-3	.500	01/22/41	01/04/10
Mississippi Valley State	3-0	1.000	12/01/89	12/18/97
Missouri-Kansas City	1-0	1.000	01/07/91	01/07/91
Montana	2-0	1.000	11/27/04	12/06/06
Morehead State	73-32	.695	02/23/34	12/21/85
Morris Brown	1-0	1.000	02/03/02	02/03/02
Morton-Elliott	1-0	1.000	02/02/24	02/02/24
Murray State	97-51	.655	01/25/32	12/18/10
Nebraska	3-1	.750	12/31/46	12/05/07
Nevada	0-1	.000	11/27/81	11/27/81
UNLV	0-1	.000	11/29/86	11/29/86
New Hampshire	1-0	1.000	12/04/81	12/04/81
New Mexico	0-1	.000	12/02/00	12/02/00
New Mexico State	9-1	.900	12/10/56	01/29/05
New Orleans	23-8	.742	01/30/92	03/06/10
Newberry	1-0	1.000	03/02/27	03/02/27
Niagara	1-2	.333	03/11/50	12/26/57
North Carolina	0-1	.000	11/17/93	11/17/93
North Carolina Central	1-0	1.000	12/18/07	12/18/07
North Carolina State	1-1	.500	12/26/75	12/30/91
North Dakota	1-0	1.000	02/10/48	02/10/48
North Florida	1-0	1.000	12/08/93	12/08/93
North Texas	12-4	.750	02/03/01	03/07/11
Northern Arizona	1-1	.500	02/18/06	12/01/07
Northern Iowa	3-0	1.000	02/23/81	12/03/82
Northwestern (La.) State	3-0	1.000	03/06/47	12/12/61
Notre Dame	1-0	1.000	11/21/86	11/21/86
Ohio	3-1	.750	01/02/41	03/12/60
Ohio State	1-2	.333	03/11/60	03/20/71
Oklahoma	0-1	.000	12/29/98	12/29/98
Oklahoma City	3-4	.429	02/16/55	11/28/81
Old Dominion	15-12	.556	12/03/70	02/16/91
Oral Roberts	2-0	1.000	02/01/94	02/20/95
Pacific	1-2	.333	12/23/54	12/10/05
Parsons	1-0	1.000	12/02/65	12/02/65
Peabody**	1-2	.333	01/18/24	01/31/25
Pennsylvania	0-1	.000	12/23/71	12/23/71
Penn State	1-0	1.000	12/31/52	12/31/52
Pittsburgh	0-1	.000	12/28/56	12/28/56
Prairie View A&M	1-0	1.000	12/22/88	12/22/88
Presbyterian	2-0	1.000	03/03/39	12/29/91
Princeton	1-0	1.000	12/27/93	12/27/93
Providence	1-1	.500	01/10/73	12/10/73
Purdue	1-3	.250	12/15/72	03/10/82
Radford	2-0	1.000	01/08/92	01/02/93
Regis	1-0	1.000	01/29/54	01/29/54
Rice	1-0	1.000	12/06/80	12/06/80
Robert Morris	1-0	1.000	01/31/77	01/31/77
Rollins	4-0	1.000	12/29/76	11/30/83
St. Ambrose	1-0	1.000	12/16/39	12/16/39
St. Bonaventure	3-4	.429	01/31/43	12/15/61
St. Francis (N.Y.)	1-0	1.000	12/17/53	12/17/53
St. Francis (Pa.)	5-0	1.000	12/09/67	12/20/02
St. John's	2-2	.500	01/21/47	12/29/77
Saint Joseph's (Pa.)	6-2	.750	12/27/45	11/12/10
St. Louis	1-3	.250	03/15/48	12/20/89
St. Mary's	1-0	1.000	02/25/22	02/25/22
St. Peter's	1-0	1.000	12/26/70	12/26/70
Samford (Howard)	7-0	1.000	02/25/31	12/13/86
San Diego	2-1	.667	01/05/89	03/23/08

SCHOOL	W-L	PCT	FIRST MET	LAST MET
San Francisco	2-0	1.000	12/19/56	12/15/67
Santa Clara	0-1	.000	12/16/67	12/16/67
Savannah State	1-0	1.000	12/18/00	12/18/00
Seton Hall	3-6	.333	01/03/52	03/20/93
Sewanee	1-0	1.000	01/09/37	01/09/37
South Alabama	28-31	.475	01/31/83	02/03/11
South Carolina	1-6	.143	12/27/63	11/27/10
South Florida	12-8	.600	01/22/83	02/18/91
South Georgia Teachers	1-0	1.000	01/08/36	01/08/36
Southeast Missouri	6-0	1.000	01/08/38	12/01/04
Southeastern Louisiana	5-0	1.000	11/30/50	12/02/68
Southern Baptist Sem	2-0	1.000	12/13/44	11/17/45
Southern California	1-1	.500	12/06/86	12/28/87
Southern Illinois	11-11	.500	12/18/39	02/11/10
Southern Methodist	2-0	1.000	12/17/65	12/07/68
Southern Mississippi	3-0	1.000	12/08/58	12/18/02
Southern Presbyterian	2-0	1.000	01/13/22	01/27/23
Southern Utah	1-0	1.000	02/08/93	02/08/93
Southwestern	0-1	.000	02/09/28	02/09/28
Stanford	1-1	.500	12/29/56	03/14/02
Stetson	6-2	.750	01/10/36	12/15/84
Syracuse	1-1	.500	03/11/78	03/15/87
Tampa	12-0	1.000	01/09/36	12/10/66
Temple	0-1	.000	12/28/43	12/28/43
Tennessee	0-2	.000	12/16/06	12/15/07
Tennessee-Martin	2-1	.667	11/30/91	01/26/98
Tennessee State	7-0	1.000	01/21/85	11/19/06
Tennessee Tech*	81-20	.802	02/10/22	12/30/02
Texas	0-2	.000	12/16/61	03/17/94
Texas-El Paso	1-0	1.000	12/19/69	12/19/69
Texas-Pan American	14-2	.875	01/05/29	02/15/98
Texas Christian	1-1	.500	11/24/86	01/02/91
Texas Tech	0-3	.000	12/01/71	12/04/80
Texas Wesleyan	2-0	1.000	12/04/62	12/17/64
Toledo	0-1	.000	12/12/68	12/12/68
Towson	1-0	1.000	11/21/06	11/21/06
Transylvania	9-0	1.000	02/07/30	02/25/39
Troy	8-5	.615	12/20/75	01/22/11
Tulane	5-0	1.000	12/28/57	12/06/09
Tulsa	1-4	.200	12/30/52	12/04/95
Union (Ky.)	12-1	.923	01/23/23	11/21/00
Union (Tenn.)	12-0	1.000	02/22/23	12/05/68
Utah State	2-0	1.000	12/27/47	12/12/60
Vanderbilt	11-14	.440	1914-15	12/01/10
Villanova	0-1	.000	03/18/71	03/18/71
Virginia	1-1	.500	01/05/05	01/02/06
VCU	15-15	.500	12/04/69	11/25/03
Virginia Tech	1-2	.333	03/07/80	01/04/86
Washington & Lee	3-1	.750	12/22/39	12/18/48
West Alabama	2-0	1.000	12/01/84	12/15/01
West Georgia	0-1	.000	12/04/72	12/04/72
West Texas State	1-1	.500	12/12/50	12/17/63
West Virginia	1-2	.333	03/25/42	03/13/87
West Virginia Tech	1-0	1.000	02/08/04	02/08/04
Western Carolina	2-0	1.000	12/04/42	11/25/88
Wichita State	3-1	.750	12/13/41	03/19/05
Wisconsin	0-1	.000	11/25/89	11/25/89
Wisconsin-Green Bay	0-2	.000	12/23/95	12/07/96
Wisconsin-Milwaukee	2-1	.667	12/10/77	11/16/09
Wofford	1-0	1.000	03/01/40	03/01/40
Xavier (Ohio)	13-12	.520	01/02/40	12/06/97
Youngstown State	2-0	1.000	01/23/82	02/18/82

(\* ) No Record — 1 Game  
 (\*\* ) No Record — 2 Games  
 (\*\*\*) No Record — 3 Games

Charlotte — formerly UNC Charlotte  
 Louisiana-Lafayette — formerly Southwestern Louisiana  
 Memphis — formerly Memphis State and West Tennessee  
 Samford — formerly Howard (Alabama)  
 West Alabama — formerly Livingston



**ABILENE CHRISTIAN — 2-0**

Home: 2-0 • Away: 0-0 • Neutral: 0-0  
 12/03/60 Bowling Green.....W, 59-54  
 12/14/65 Bowling Green.....W, 84-59

**AKRON — 8-2**

Home: 4-1 • Away: 4-1 • Neutral: 0-0  
 01/10/80 Bowling Green\* .....W, 92-58  
 02/07/80 Akron\*.....W, 70-68  
 01/05/81 Akron\*.....W, 68-62  
 02/05/81 Bowling Green\* .....W, 83-61  
 01/21/82 Akron\*.....W, 77-68  
 02/20/82 Bowling Green\* .....W, 82-68  
 11/25/98 Bowling Green.....L, 61-63  
 11/30/99 Akron.....L, 62-75  
 12/16/00 Bowling Green.....W, 73-58  
 12/05/01 Akron.....W, 78-68

**ALABAMA — 0-2**

Home: 0-0 • Away: 0-0 • Neutral: 0-2  
 12/03/55 Louisville, Ky.....L, 85-90  
 11/24/89 San Juan, P.R. (#17).....L, 72-79  
 (San Juan Sunshine Shootout)

**ALABAMA A&M — 2-0**

Home: 2-0 • Away: 0-0 • Neutral: 0-0  
 12/21/08 Bowling Green.....W, 83-60  
 11/15/10 Bowling Green.....W, 83-61

**UAB — 10-18**

Home: 7-5 • Away: 3-11 • Neutral: 0-2  
 03/13/81 Tuscaloosa, Ala.....L, 68-93  
 (NCAA Tournament)  
 01/25/83 Bowling Green\* .....L, 66-68  
 02/05/83 Birmingham\*.....L, 56-61  
 01/07/84 Birmingham\*.....L, 56-71  
 02/24/84 Bowling Green\* .....W, 89-76  
 01/19/85 Bowling Green\* .....L, 66-68  
 02/09/85 Birmingham\*.....L, 62-77  
 03/01/85 Hampton, Va.....L, 56-64  
 (Sun Belt Conference Tournament)  
 01/16/86 Birmingham\* (#12) .....W, 75-72 (ot)  
 01/25/86 Bowling Green\* (#18).....W, 81-75  
 02/28/86 Birmingham .....L, 45-57  
 (Sun Belt Conference Tournament)  
 01/10/87 Bowling Green\* .....W, 53-67  
 02/21/87 Birmingham\*.....L, 73-86  
 02/28/87 Bowling Green.....L, 60-72  
 (Sun Belt Conference Tournament)  
 01/09/88 Bowling Green\* .....W, 53-50  
 01/30/88 Birmingham\*.....L, 51-72  
 01/10/89 Birmingham\*.....L, 60-76  
 02/09/89 Bowling Green\* .....L, 70-80  
 01/16/90 Birmingham\*.....L, 55-86  
 02/01/90 Bowling Green\* .....L, 57-68  
 01/05/91 Birmingham\*.....L, 83-92  
 01/19/91 Bowling Green\* .....W, 96-85  
 01/03/94 Birmingham .....L, 51-62  
 12/28/94 Bowling Green.....W, 78-54  
 12/09/95 Birmingham .....W, 77-65  
 12/05/98 Birmingham .....L, 72-87  
 11/29/05 Birmingham .....W, 92-76  
 11/28/06 Bowling Green.....W, 69-54  
 (BB&T Classic)

**ALABAMA-HUNTSVILLE — 1-0**

Home: 1-0 • Away: 0-0 • Neutral: 0-0  
 12/01/80 Bowling Green.....W, 83-73

**ALABAMA STATE — 2-0**

Home: 1-0 • Away: 1-0 • Neutral: 0-0  
 01/07/36 Montgomery .....W, 45-41  
 12/19/87 Bowling Green.....W, 85-64

**ALASKA ANCHORAGE — 1-0**

Home: 0-0 • Away: 1-0 • Neutral: 0-0  
 11/23/07 Anchorage.....W, 71-67  
 (Carrs/Safeway Great Alaska Shootout)

**AMERICAN-PUERTO RICO — 1-1**

Home: 0-0 • Away: 0-0 • Neutral: 1-1  
 11/26/89 San Juan .....W, 110-76  
 (San Juan Sunshine Shootout)  
 11/25/95 San Juan .....L, 85-86  
 (San Juan Shootout)

**ARIZONA — 0-2**

Home: 0-0 • Away: 0-2 • Neutral: 0-0  
 11/23/02 Tucson (#1) .....L, 68-107  
 12/21/05 Tucson.....L, 81-86 (ot)  
 (Fiesta Bowl Classic)

**ARKANSAS — 2-4**

Home: 1-0 • Away: 1-0 • Neutral: 0-4  
 03/26/36 Little Rock, Ark. ....L, 36-43  
 (National Olympic Playoff)  
 03/27/36 Little Rock, Ark. ....L, 30-38  
 (National Olympic Playoff)  
 1945-46 Little Rock, Ark. ....L, 46-66  
 1945-46 Little Rock, Ark. ....L, 38-67  
 12/03/73 Fayetteville .....W, 102-100  
 12/07/74 Bowling Green.....W, 74-63

**UALR — 32-10**

Home: 16-4 • Away: 15-6 • Neutral: 1-0  
 11/29/75 Bowling Green.....W, 106-78  
 11/29/76 Bowling Green.....W, 75-73  
 01/24/92 Bowling Green\* .....W, 72-58  
 02/27/92 Little Rock\* .....L, 78-82  
 01/14/93 Bowling Green\* .....W, 92-56  
 03/01/93 Little Rock\* .....W, 78-71  
 01/10/94 Bowling Green\* .....W, 83-78  
 02/17/94 Little Rock\* .....W, 66-62  
 03/05/94 Bowling Green.....W, 72-69  
 (Sun Belt Conference Tournament)  
 02/16/95 Little Rock\* .....W, 70-68  
 02/23/95 Bowling Green\* .....W, 81-50  
 03/07/95 Little Rock.....W, 82-79  
 (Sun Belt Conference Tournament)  
 01/06/96 Bowling Green\* .....L, 76-84  
 01/21/96 Little Rock\* .....W, 83-65  
 01/27/97 Little Rock\* .....W, 71-62  
 02/09/97 Bowling Green\* .....L, 77-80  
 03/01/97 Little Rock.....L, 62-68  
 (Sun Belt Conference Tournament)  
 01/18/98 Bowling Green\* .....L, 76-77 (ot)  
 02/19/98 Little Rock\* .....L, 61-70  
 01/28/99 Little Rock\* .....W, 62-54  
 02/10/99 Bowling Green\* .....W, 56-52  
 01/13/00 Little Rock\* .....W, 76-71  
 02/26/00 Bowling Green\* .....W, 77-51  
 01/13/01 Bowling Green\* .....W, 59-49  
 02/17/01 Little Rock\* .....W, 86-73  
 01/24/02 Bowling Green\* .....W, 95-85  
 02/07/02 Little Rock\* .....W, 83-79 (ot)  
 01/09/03 Little Rock\* .....W, 74-66  
 02/13/03 Bowling Green\* .....W, 70-51  
 01/15/04 Bowling Green\* .....W, 86-71  
 02/19/04 Little Rock\* .....L, 60-68  
 01/13/05 Little Rock\* .....L, 66-69  
 02/17/05 Bowling Green\* .....L, 53-55  
 01/12/06 Bowling Green\* .....W, 74-70  
 02/16/06 Little Rock\* .....W, 74-73  
 01/17/07 Little Rock\* .....L, 69-71  
 01/31/08 Bowling Green\* .....W, 71-47  
 03/10/08 Mobile, Ala.....W, 70-55  
 (Sun Belt Conference Tournament)  
 01/03/09 Bowling Green\* .....W, 79-47

02/19/09 Little Rock\* .....W, 78-69  
 02/13/10 Little Rock\* .....W, 67-46  
 02/17/11 Little Rock\* .....W, 61-59

**ARKANSAS STATE — 28-12**

Home: 17-1 • Away: 10-9 • Neutral: 1-2  
 01/29/48 Bowling Green.....W, 76-37  
 01/21/92 Bowling Green\* .....W, 80-66  
 02/20/92 Jonesboro\* .....W, 75-62  
 01/16/93 Jonesboro\* .....W, 86-75  
 02/20/93 Bowling Green\* .....W, 67-61  
 01/08/94 Bowling Green\* .....W, 65-55  
 02/19/94 Jonesboro\* .....W, 73-51  
 01/05/95 Bowling Green\* .....W, 88-68  
 02/27/95 Jonesboro\* .....W, 92-75  
 01/04/96 Jonesboro\* .....L, 68-80  
 02/05/96 Bowling Green\* .....W, 91-64  
 02/06/97 Bowling Green\* .....W, 68-53  
 02/13/97 Jonesboro\* .....L, 63-72  
 01/15/98 Jonesboro\* .....L, 67-76  
 01/24/98 Bowling Green\* .....L, 49-71  
 01/21/99 Bowling Green\* .....W, 65-57  
 01/30/99 Jonesboro\* .....L, 63-70  
 03/02/99 Lafayette, La.....L, 48-65  
 (Sun Belt Conference Tournament)  
 01/15/00 Jonesboro\* .....L, 70-77  
 02/24/00 Bowling Green\* .....W, 84-72  
 01/25/01 Bowling Green\* .....W, 79-61  
 02/22/01 Jonesboro\* .....W, 100-60  
 01/27/02 Bowling Green\* .....W, 45-42  
 02/09/02 Jonesboro\* .....W, 50-46  
 01/11/03 Jonesboro\* .....W, 77-69  
 02/15/03 Bowling Green\* .....W, 69-63  
 01/07/04 Jonesboro\* .....L, 76-79  
 01/17/04 Bowling Green\* .....W, 74-66  
 01/15/05 Jonesboro\* .....L, 90-94  
 02/05/05 Bowling Green\* .....W, 76-72  
 01/05/06 Jonesboro\* .....W, 72-70  
 01/14/06 Bowling Green\* .....W, 87-63  
 01/25/07 Jonesboro\* .....L, 75-76  
 03/05/07 Lafayette, La.....L, 73-80  
 (Sun Belt Conference Tournament)  
 01/27/08 Bowling Green\* .....W, 77-68  
 02/02/09 Jonesboro\* .....W, 68-63  
 02/11/10 Bowling Green\* .....W, 79-68  
 02/20/10 Jonesboro\* .....W, 78-76 (ot)  
 03/07/10 Hot Springs, Ark. ....W, 65-64  
 (Sun Belt Conference Tournament)  
 01/01/11 Jonesboro\* .....L, 73-81

**ARMSTRONG ATLANTIC STATE — 1-0**

Home: 1-0 • Away: 0-0 • Neutral: 0-0  
 12/19/86 Bowling Green.....W, 68-48

**ARMY — 2-1**

Home: 0-0 • Away: 0-0 • Neutral: 2-1  
 02/07/59 Louisville, Ky. ....W, 94-73  
 03/16/65 New York, N.Y.....L, 54-58  
 (National Invitation Tournament)  
 12/07/90 Clarksville, Tenn. ....W, 88-64  
 (Acme Boot Classic)

**ASBURY (KY.) — 1-0**

Home: 1-0 • Away: 0-0 • Neutral: 0-0  
 01/03/01 Bowling Green.....W, 81-29

**AUBURN — 3-1**

Home: 1-0 • Away: 0-1 • Neutral: 2-0  
 12/16/72 Los Angeles, Calif.....W, 87-72  
 (Trojan Classic)  
 12/07/85 Bowling Green (#19) .....W, 71-58  
 (Wendy's Classic)  
 12/01/02 Nashville, Tenn. ....W, 89-70  
 11/21/03 Auburn.....L, 64-86

**AUGUSTA STATE — 1-0**

Home: 1-0 • Away: 0-0 • Neutral: 0-0  
 11/24/84 Bowling Green.....W, 93-57

**AUSTIN PEAY — 37-14**

Home: 22-5 • Away: 15-8 • Neutral: 0-1  
 12/08/41 Clarksville.....W, 42-34  
 01/07/42 Bowling Green.....W, 46-34  
 02/05/64 Bowling Green\*.....L, 69-73  
 02/27/64 Clarksville\*.....L, 75-76  
 02/01/65 Clarksville\*.....W, 78-74  
 02/22/65 Bowling Green\*.....W, 116-77  
 02/07/66 Clarksville\*.....W, 94-67  
 03/03/66 Bowling Green\*.....W, 76-63  
 01/30/67 Clarksville\*.....W, 101-59  
 02/27/67 Bowling Green\*.....W, 116-76  
 01/29/68 Clarksville\*.....W, 84-70  
 02/26/68 Bowling Green\*.....W, 76-67  
 12/16/68 Bowling Green\*.....W, 75-73  
 03/03/69 Clarksville\*.....L, 80-84 (ot)  
 01/26/70 Clarksville\*.....W, 85-75  
 03/02/70 Bowling Green\*.....W, 100-84  
 01/25/71 Bowling Green\*.....W, 117-72  
 03/01/71 Clarksville\*.....L, 94-96  
 01/29/72 Bowling Green\*.....W, 106-73  
 02/28/72 Clarksville\*.....W, 83-74  
 01/29/73 Bowling Green\*.....L, 86-92 (ot)  
 02/24/73 Clarksville\*.....W, 94-92  
 01/28/74 Clarksville\*.....L, 97-98  
 02/23/74 Bowling Green\*.....W, 84-82  
 01/25/75 Clarksville\*.....L, 75-78  
 02/24/75 Bowling Green\*.....W, 92-76  
 02/02/76 Clarksville\*.....L, 81-91  
 02/28/76 Bowling Green\*.....W, 76-75  
 01/22/77 Clarksville\*.....L, 76-92  
 02/21/77 Bowling Green\*.....L, 59-73  
 01/23/78 Clarksville\*.....W, 91-83  
 02/18/78 Bowling Green\*.....L, 64-66  
 03/04/78 Bowling Green.....W, 77-69  
 (Ohio Valley Conference Tournament)  
 01/22/79 Bowling Green\*.....W, 85-61  
 02/17/79 Clarksville\*.....W, 78-66  
 01/19/80 Clarksville\*.....W, 95-71  
 02/14/80 Bowling Green\*.....W, 70-51  
 01/17/81 Bowling Green\*.....W, 70-58  
 02/12/81 Clarksville\*.....W, 62-59  
 03/06/81 Bowling Green.....W, 82-71  
 (Ohio Valley Conference Tournament)  
 12/19/81 Bowling Green\*.....W, 77-64  
 01/28/82 Clarksville\*.....W, 48-46  
 12/05/87 Bowling Green.....L, 59-69  
 (Wendy's Classic)  
 12/08/90 Clarksville.....L, 79-86  
 (Acme Boot Classic)  
 12/14/91 Bowling Green.....W, 86-67  
 12/29/99 Green Bay, Wis.....L, 68-72  
 (Oneida Classic)  
 12/08/01 Clarksville.....W, 77-75  
 01/05/02 Bowling Green.....W, 75-73  
 12/13/03 Bowling Green.....W, 75-59  
 12/28/04 Clarksville.....W, 87-80  
 11/18/05 Bowling Green.....W, 83-54

**BALDWIN-WALLACE — 1-0**

Home: 0-0 • Away: 0-0 • Neutral: 1-0  
 02/11/49 Cleveland, Ohio.....W, 67-58

**BALL STATE — 5-0**

Home: 2-0 • Away: 2-0 • Neutral: 1-0  
 12/11/93 Bowling Green.....W, 84-72  
 12/06/94 Muncie.....W, 84-77  
 02/22/03 Bowling Green.....W, 84-79  
 (ESPN Bracket Buster Saturday)  
 12/23/03 Muncie.....W, 78-69

11/25/06 Las Vegas, Nev.....W, 76-66  
 (Findlay Toyota Las Vegas Invitational)

**BAYLOR — 2-0**

Home: 1-0 • Away: 1-0 • Neutral: 0-0  
 12/02/71 Waco.....W, 94-84  
 12/08/73 Bowling Green.....W, 97-81

**BELMONT — 4-2**

Home: 3-1 • Away: 1-1 • Neutral: 0-0  
 11/25/53 Nashville.....W, 108-75  
 12/01/64 Bowling Green.....L, 50-52  
 12/10/94 Bowling Green.....W, 113-79  
 12/02/96 Bowling Green.....W, 69-44  
 11/30/98 Bowling Green.....W, 67-64  
 01/18/00 Nashville.....L, 52-80

**BEMIS — 1-1**

Home: 0-0 • Away: 1-1 • Neutral: 0-0  
 01/04/27 \_\_\_\_\_W, 33-11  
 01/05/27 \_\_\_\_\_L, 20-26

**BEREA — 24-8**

Home: 10-3 • Away: 6-4 • Neutral: 8-1  
 01/20/23 Bowling Green.....W, 23-18  
 01/28/24 Bowling Green.....L, 21-34  
 02/09/24 Berea.....L, 19-28  
 01/21/28 Bowling Green.....W, 45-21  
 02/04/28 Berea.....W, 32-24  
 02/23/28 Winchester, Ky.....W, 38-22  
 (KIAC Tournament)  
 01/19/29 Bowling Green.....L, 27-34  
 01/27/30 Berea.....L, 40-42  
 02/20/30 Winchester, Ky.....W, 39-38  
 (KIAC Tournament)  
 01/30/31 Bowling Green.....W, 51-44  
 02/20/31 Winchester, Ky.....L, 22-24  
 (KIAC Tournament)  
 01/18/32 Berea.....W, 26-23  
 02/11/33 Bowling Green.....W, 38-28  
 02/24/33 Winchester, Ky.....W, 22-15  
 (KIAC Tournament)  
 01/15/34 Berea.....L, 30-33  
 03/6/34 Jackson, Miss.....W, 42-40  
 (SIAA Tournament)  
 01/18/35 Bowling Green.....W, 41-33  
 02/21/35 Bowling Green.....W, 40-19  
 (KIAC Tournament)  
 02/10/36 Berea.....W, 40-23  
 01/11/37 Berea.....W, 40-25  
 02/13/37 Bowling Green.....W, 50-39  
 02/14/38 Berea.....W, 53-23  
 02/16/39 Bowling Green.....W, 55-27  
 02/03/40 Berea.....W, 46-28  
 02/28/41 Richmond, Ky.....W, 53-33  
 (KIAC Tournament)  
 02/28/42 Richmond, Ky.....W, 53-34  
 (KIAC Tournament)  
 02/26/43 Richmond, Ky.....W, 54-37  
 (KIAC Tournament)  
 01/29/44 Berea.....L, 38-67  
 02/12/44 Bowling Green.....L, 44-57  
 01/20/45 Bowling Green.....W, 57-33  
 02/26/48 Louisville, Ky.....W, 87-51  
 (KIAC Tournament)  
 01/08/49 Bowling Green.....W, 77-36

**BETHEL (KY.) — 13-2**

Home: 7-0 • Away: 6-2 • Neutral: 0-0  
 1914-15 Bowling Green.....W, 38-21  
 12/16/15 Hopkinsville.....W, —  
 01/17/16 Bowling Green.....W, —  
 02/05/24 Hopkinsville.....L, 20-33  
 02/21/24 Bowling Green.....W, 19-17

01/30/25 Bowling Green.....W, 26-15  
 02/12/25 Hopkinsville.....W, 26-15  
 01/16/26 Bowling Green.....W, 45-15  
 02/15/26 Hopkinsville.....W, 59-22  
 01/25/27 Hopkinsville.....W, 30-21  
 02/10/27 Hopkinsville.....W, 39-27  
 01/08/28 Hopkinsville.....L, 28-29  
 01/27/28 Bowling Green.....W, 29-27  
 01/29/29 Hopkinsville.....W, 26-13  
 02/08/29 Bowling Green.....W, 26-18

**BETHEL (TENN.) — 1-0**

Home: 1-0 • Away: 0-0 • Neutral: 0-0  
 02/07/23 Bowling Green.....W, 43-17

**BETHUNE-COOKMAN — 1-0**

Home: 1-0 • Away: 0-0 • Neutral: 0-0  
 12/23/91 Bowling Green.....W, 105-78

**BIRMINGHAM SOUTHERN — 2-0**

Home: 0-0 • Away: 2-0 • Neutral: 0-0  
 01/28/32 Birmingham.....W, 37-25  
 01/08/34 Birmingham.....W, 44-30

**BOSTON COLLEGE — 1-0**

Home: 0-0 • Away: 0-0 • Neutral: 1-0  
 12/29/82 Atlanta, Ga.....W, 74-68  
 (Cotton States Classic)

**BOWLING GREEN STATE — 21-9**

Home: 10-2 • Away: 5-7 • Neutral: 6-0  
 12/09/44 Bowling Green, Ky.....L, 51-52  
 12/14/46 Bowling Green, Ohio.....L, 37-39  
 01/02/47 Bowling Green, Ky.....W, 62-43  
 12/29/47 Bowling Green, Ohio.....L, 64-75  
 02/04/48 Bowling Green, Ky.....W, 66-52  
 12/11/48 Bowling Green, Ky.....W, 60-51  
 02/12/49 Bowling Green, Ohio (#14).....L, 58-72  
 12/08/49 Louisville, Ky.....W, 78-57  
 02/09/50 Cleveland, Ohio.....W, 103-87  
 01/20/51 Owensboro, Ky.....W, 69-68  
 03/15/51 Toledo, Ohio.....W, 78-77  
 12/08/51 Bowling Green, Ky.....W, 89-57  
 03/03/52 Bowling Green, Ohio.....W, 82-75  
 02/02/53 Bowling Green, Ky.....W, 71-60  
 02/23/53 Bowling Green, Ohio.....L, 82-86  
 02/01/54 Louisville, Ky.....W, 94-82  
 03/08/54 New York, N.Y.....W, 95-81  
 (National Invitational Tournament)  
 01/28/55 Bowling Green, Ohio.....W, 89-69  
 02/04/56 Bowling Green, Ky.....W, 70-57  
 01/25/58 Bowling Green, Ky.....W, 83-65  
 01/10/59 Bowling Green, Ohio.....L, 61-76  
 01/23/60 Bowling Green, Ky.....W, 85-61  
 01/21/61 Bowling Green, Ohio.....L, 62-74  
 12/15/62 Bowling Green, Ky.....L, 58-83  
 12/05/64 Bowling Green, Ohio.....W, 90-77  
 12/03/77 Bowling Green, Ohio.....W, 78-65  
 12/02/78 Bowling Green, Ky.....W, 70-48  
 12/05/90 Bowling Green, Ky.....W, 90-77  
 12/11/91 Bowling Green, Ohio.....L, 74-81  
 12/08/10 Bowling Green, Ohio.....W, 59-52

**BRADLEY — 1-6**

Home: 1-1 • Away: 0-4 • Neutral: 0-1  
 12/10/37 Peoria.....L, 33-39  
 02/11/38 Bowling Green.....L, 24-32  
 12/15/39 Peoria.....L, 38-39  
 03/14/49 New York, N.Y. (#7).....L, 86-95  
 (National Invitation Tournament)  
 03/27/51 Peoria (#11).....L, 71-75  
 (National Campus Tournament)  
 02/19/05 Bowling Green.....W, 75-60  
 12/14/05 Peoria.....L, 76-78

**BYU — 3-0**

Home: 2-0 • Away: 1-0 • Neutral: 0-0  
 01/06/47 Bowling Green.....W, 62-44  
 01/07/47 Bowling Green.....W, 59-40  
 12/30/54 Salt Lake City.....W, 89-78

**BROOKLYN — 1-1**

Home: 0-0 • Away: 0-0 • Neutral: 1-1  
 03/25/43 New York, N.Y.....L, 35-36  
 12/25/44 New York, N.Y.....W, 2-0

**BRYSON — 1-0**

Home: 1-0 • Away: 0-0 • Neutral: 0-0  
 02/13/24 Bowling Green.....W, 54-18

**BUTLER — 16-8**

Home: 9-2 • Away: 7-4 • Neutral: 0-2  
 03/17/62 Iowa City, Iowa.....L, 86-87  
 (NCAA Tournament)  
 12/17/66 Indianapolis.....W, 81-68  
 12/12/67 Bowling Green.....W, 76-58  
 12/18/68 Indianapolis.....L, 65-67  
 12/11/69 Bowling Green.....W, 92-61  
 12/19/70 Indianapolis.....W, 100-90  
 12/16/71 Bowling Green.....W, 91-69  
 12/13/72 Indianapolis.....L, 82-88 (ot)  
 12/13/73 Bowling Green.....W, 104-96  
 12/30/75 Indianapolis.....W, 76-62  
 12/07/77 Bowling Green.....L, 86-90  
 12/30/78 Indianapolis.....W, 71-65  
 01/03/80 Bowling Green.....W, 66-62  
 12/09/81 Bowling Green.....W, 96-65  
 12/18/82 Indianapolis.....W, 65-63 (ot)  
 01/03/87 Indianapolis.....W, 74-73 (ot)  
 12/02/87 Bowling Green.....W, 85-68  
 11/28/88 Bowling Green.....L, 81-91  
 12/04/89 Indianapolis.....W, 62-59 (ot)  
 12/06/95 Bowling Green.....W, 56-50  
 01/05/97 Indianapolis.....L, 73-75  
 12/03/97 Bowling Green.....W, 69-59  
 12/08/98 Indianapolis.....L, 58-69  
 12/29/02 Honolulu, Hawaii.....L, 60-63  
 (Outrigger Hotels Rainbow Classic)

**CALIFORNIA — 1-0**

Home: 0-0 • Away: 0-0 • Neutral: 1-0  
 12/29/67 Dallas, Texas.....W, 96-85  
 (All-Sports Classic)

**CALIFORNIA-DAVIS — 1-0**

Home: 1-0 • Away: 0-0 • Neutral: 0-0  
 12/05/70 Bowling Green.....W, 88-65

**UCLA — 0-1**

Home: 0-0 • Away: 0-0 • Neutral: 0-1  
 03/27/08 Phoenix, Ariz. (#3).....L, 78-88  
 (NCAA Tournament)

**CALIFORNIA-RIVERSIDE — 1-0**

Home: 1-0 • Away: 0-0 • Neutral: 0-0  
 12/08/69 Bowling Green.....W, 92-79

**CAL POLY — 2-0**

Home: 1-0 • Away: 0-0 • Neutral: 1-0  
 12/17/77 Bowling Green.....W, 72-50  
 12/30/98 Oklahoma City, Okla.....W, 93-88 (2ot)  
 (All-College Tournament)

**CAL STATE NORTHRIDGE — 1-0**

Home: 1-0 • Away: 0-0 • Neutral: 0-0  
 11/23/09 Bowling Green.....W, 68-67  
 (Preseason NIT)

**CAMPBELLSVILLE (KY.) — 4-0**

Home: 3-0 • Away: 1-0 • Neutral: 0-0  
 12/12/42 Campbellsville.....W, 55-15  
 02/10/43 Bowling Green.....W, 86-24  
 12/06/65 Bowling Green.....W, 101-59  
 11/18/08 Bowling Green.....W, 62-48

**CANISIUS — 5-1**

Home: 0-0 • Away: 5-1 • Neutral: 0-0  
 01/01/44 Buffalo.....L, 50-54  
 01/01/45 Buffalo.....W, 50-43  
 01/18/47 Buffalo.....W, 52-50  
 01/17/48 Buffalo.....W, 74-52  
 12/27/48 Buffalo.....W, 65-55  
 12/26/49 Buffalo.....W, 74-61

**CANTERBURY — 1-0**

Home: 0-0 • Away: 0-0 • Neutral: 1-0  
 12/05/47 Louisville, Ky.....W, 82-34

**CARSON-NEWMAN — 2-0**

Home: 2-0 • Away: 0-0 • Neutral: 0-0  
 12/15/64 Bowling Green.....W, 73-54  
 01/03/84 Bowling Green.....W, 76-72

**CENTENARY — 1-1**

Home: 0-0 • Away: 0-0 • Neutral: 1-1  
 03/02/33 Jackson, Miss.....L, 31-40  
 (SIAA Tournament)  
 03/04/35 Jackson, Miss.....W, 23-17  
 (SIAA Tournament)

**CENTRAL FLORIDA — 3-0**

Home: 1-0 • Away: 1-0 • Neutral: 1-0  
 02/10/92 Orlando\*.....W, 81-78 (ot)  
 02/29/92 Bowling Green\*.....W, 83-47  
 12/19/05 Tucson, Ariz.....W, 73-68  
 (Fiesta Bowl Classic)

**CENTRAL MICHIGAN — 2-1**

Home: 1-1 • Away: 1-0 • Neutral: 0-0  
 12/11/86 Bowling Green.....L, 65-73  
 12/07/87 Mt. Pleasant.....W, 77-73  
 12/17/88 Bowling Green.....W, 77-62

**CENTRAL MISSOURI — 1-0**

Home: 1-0 • Away: 0-0 • Neutral: 0-0  
 12/17/51 Bowling Green.....W, 76-56

**CENTRE — 14-4**

Home: 7-1 • Away: 4-3 • Neutral: 3-0  
 01/17/23 Danville.....L, 20-26  
 02/14/24 Bowling Green.....W, 29-28  
 01/20/25 Danville.....W, 34-32  
 02/24/25 Bowling Green.....W, 23-11  
 01/29/26 Bowling Green.....L, 18-22  
 02/02/26 Danville.....W, 54-19  
 02/27/27 Winchester, Ky.....W, 33-20  
 (KIAC Tournament)  
 01/25/28 Danville.....L, 27-31  
 01/28/30 Danville.....L, 27-38  
 02/15/30 Bowling Green.....W, 36-28  
 02/19/31 Winchester, Ky.....W, 37-35  
 (KIAC Tournament)  
 02/07/35 Danville.....W, 42-35  
 02/19/35 Bowling Green.....W, 39-15  
 01/30/36 Danville.....W, 38-31  
 02/22/36 Bowling Green.....W, 36-28  
 02/20/37 Bowling Green.....W, 38-25  
 03/03/47 Louisville, Ky.....W, 63-23  
 (KIAC Tournament)  
 12/04/87 Bowling Green.....W, 74-60  
 (Wendy's Classic)

**CHAMINADE — 2-0**

Home: 1-0 • Away: 1-0 • Neutral: 0-0  
 12/06/85 Bowling Green.....W, 101-75  
 (Wendy's Classic)  
 12/26/86 Honolulu.....W, 71-70  
 (Western Airlines-Chamina Classic)

**CHARLESTON — 1-0**

Home: 0-0 • Away: 0-0 • Neutral: 1-0  
 03/01/35 Jackson, Miss.....W, 48-18  
 (SIAA Tournament)

**CHARLOTTE — 13-8**

Home: 9-1 • Away: 4-6 • Neutral: 0-1  
 01/09/83 Charlotte\*.....L, 68-74  
 02/24/83 Bowling Green\*.....W, 72-69  
 01/14/84 Charlotte\*.....W, 47-45  
 02/18/84 Bowling Green\*.....W, 80-76 (ot)  
 02/02/85 Bowling Green\*.....W, 102-67  
 02/23/85 Charlotte\*.....L, 76-77  
 01/30/86 Charlotte\*.....W, 78-67  
 02/08/86 Bowling Green\*.....W, 78-68  
 01/31/87 Bowling Green\*.....W, 88-69  
 02/08/87 Charlotte\*.....W, 74-71 (ot)  
 02/27/87 Bowling Green.....W, 99-95 (2ot)  
 (Sun Belt Conference Tournament)  
 01/25/88 Bowling Green\*.....W, 78-69  
 02/04/88 Charlotte\*.....L, 74-90  
 02/13/89 Charlotte\*.....L, 61-70  
 02/21/89 Bowling Green\*.....L, 73-79  
 03/04/89 Charlotte.....W, 65-63 (ot)  
 (Sun Belt Conference Tournament)  
 01/20/90 Bowling Green\*.....W, 79-78  
 02/17/90 Charlotte\*.....L, 89-100 (ot)  
 03/03/90 Birmingham, Ala.....L, 67-91  
 (Sun Belt Conference Tournament)  
 02/09/91 Bowling Green\*.....W, 104-97  
 02/14/91 Charlotte\*.....L, 77-91

**CHATTANOOGA — 3-2**

Home: 3-1 • Away: 0-1 • Neutral: 0-0  
 01/14/29 Bowling Green.....L, 17-41  
 01/14/31 Bowling Green.....W, 39-17  
 01/20/32 Bowling Green.....W, 19-17  
 01/28/33 Chattanooga.....L, 32-27  
 12/12/64 Bowling Green.....W, 94-78

**CHICAGO STATE — 2-0**

Home: 1-0 • Away: 0-0 • Neutral: 1-0  
 01/24/90 Bowling Green.....W, 88-80  
 12/28/02 Honolulu, Hawaii.....W, 63-56  
 (Outrigger Hotels Rainbow Classic)

**CINCINNATI — 12-6**

Home: 8-1 • Away: 4-4 • Neutral: 0-1  
 01/04/35 Bowling Green.....L, 25-26  
 12/17/49 Cincinnati.....L, 54-55  
 01/16/50 Bowling Green (#12).....W, 84-59  
 12/09/50 Cincinnati.....L, 45-70  
 02/08/51 Bowling Green (#11).....W, 75-70  
 12/15/51 Cincinnati.....W, 76-71  
 01/30/52 Bowling Green.....W, 79-63  
 12/16/52 Cincinnati.....W, 77-76  
 01/08/53 Bowling Green.....W, 84-76  
 12/15/53 Cincinnati.....W, 74-71  
 02/22/54 Bowling Green.....W, 92-77  
 12/14/54 Bowling Green.....W, 85-75  
 01/29/55 Cincinnati.....L, 91-101  
 12/10/55 Cincinnati.....L, 54-83  
 02/21/56 Bowling Green.....W, 85-74  
 12/03/83 Cincinnati.....W, 71-54  
 11/27/85 Bowling Green.....W, 69-58  
 12/28/96 Cleveland, Ohio (#7).....L, 57-81  
 (Rock-n-Roll Classic)



**THE CITADEL — 0-1**

Home: 0-0 • Away: 0-1 • Neutral: 0-0  
 03/03/27 Charleston.....L, 36-43  
 (SIAA Tournament)

**CCNY — 3-0**

Home: 1-0 • Away: 1-0 • Neutral: 1-0  
 03/19/42 New York, N.Y.....W, 49-46  
 (National Invitational Tournament)  
 02/03/43 New York.....W, 69-49  
 02/01/79 Bowling Green.....W, 104-50

**CLEMSON — 0-2**

Home: 0-1 • Away: 0-1 • Neutral: 0-0  
 02/04/97 Clemson (#10).....L, 55-69  
 12/30/97 Bowling Green (#21).....L, 52-71

**COLORADO STATE — 1-0**

Home: 1-0 • Away: 0-0 • Neutral: 0-0  
 12/16/54 Bowling Green.....W, 75-67

**COLUMBUS STATE — 1-0**

Home: 1-0 • Away: 0-0 • Neutral: 0-0  
 12/11/85 Bowling Green.....W, 87-61

**CONNECTICUT — 0-1**

Home: 0-0 • Away: 0-0 • Neutral: 0-1  
 12/30/80 Hartford, Conn.....L, 58-84  
 (Connecticut Mutual Classic)

**CORNELL — 0-1**

Home: 0-0 • Away: 0-1 • Neutral: 0-0  
 12/30/44 Ithaca.....L, 53-64

**CREIGHTON — 2-1**

Home: 1-0 • Away: 0-1 • Neutral: 1-0  
 03/23/42 New York, N.Y.....W, 49-38  
 (National Invitation Tournament)  
 11/27/01 Omaha.....L, 91-94 (2ot)  
 12/19/01 Bowling Green.....W, 95-61

**CULVER-STOCKTON — 1-0**

Home: 1-0 • Away: 0-0 • Neutral: 0-0  
 12/09/39 Bowling Green.....W, 47-35

**CUMBERLAND (KY.) — 5-1**

Home: 4-0 • Away: 1-1 • Neutral: 0-0  
 1914-15 Bowling Green.....W, 38-21  
 01/26/23 Williamsburg.....L, 16-24  
 02/20/24 Bowling Green.....W, 33-21  
 02/18/38 Bowling Green.....W, 49-36  
 01/06/40 Williamsburg.....W, 40-30  
 01/11/41 Bowling Green.....W, 52-25

**DAVIDSON — 1-1**

Home: 1-0 • Away: 0-0 • Neutral: 0-1  
 12/15/78 Bowling Green.....W, 103-81  
 11/21/10 San Juan, P.R.....L, 51-64  
 (Puerto Rico Tip-Off)

**DAYTON — 14-14**

Home: 8-5 • Away: 5-8 • Neutral: 1-1  
 02/04/53 Bowling Green.....W, 88-77  
 01/13/54 Dayton (#17).....W, 79-75 (3ot)  
 01/19/55 Dayton (#18).....L, 73-91  
 02/01/55 Bowling Green (#15).....L, 67-73  
 01/22/66 Dayton.....L, 57-77  
 03/12/66 Iowa City, Iowa.....W, 82-68  
 (NCAA Tournament)  
 03/11/67 Lexington, Ky.....L, 67-69 (ot)  
 (NCAA Tournament)  
 01/17/68 Bowling Green.....W, 75-74 (ot)  
 01/20/69 Dayton.....W, 70-65

02/23/70 Bowling Green.....W, 76-63  
 02/08/71 Dayton.....L, 60-63  
 02/07/72 Bowling Green.....W, 76-74  
 02/06/73 Dayton.....L, 78-85  
 02/04/74 Bowling Green.....W, 87-83  
 02/03/75 Dayton.....L, 84-86 (ot)  
 02/09/76 Bowling Green.....L, 82-93  
 12/04/76 Dayton.....L, 69-92  
 01/25/78 Bowling Green.....L, 72-80  
 01/24/79 Dayton.....W, 78-72  
 01/21/80 Bowling Green.....W, 71-65  
 12/09/80 Dayton.....L, 70-74  
 01/25/82 Bowling Green.....W, 65-57  
 12/21/82 Dayton.....W, 68-58  
 01/25/84 Bowling Green.....L, 68-71  
 01/15/85 Dayton.....L, 51-53  
 01/22/86 Bowling Green.....W, 64-62  
 03/03/87 Dayton.....W, 78-72  
 02/24/88 Bowling Green.....L, 81-82 (ot)

**DELTA STATE — 6-0**

Home: 6-0 • Away: 0-0 • Neutral: 0-0  
 03/05/38 Bowling Green.....W, 59-40  
 (SIAA Tournament)  
 01/20/39 Bowling Green.....W, 61-43  
 03/06/41 Bowling Green.....W, 49-48  
 (SIAA Tournament)  
 03/08/42 Bowling Green.....W, 49-37  
 (SIAA Tournament)  
 03/07/47 Bowling Green.....W, 62-47  
 (SIAA Tournament)  
 12/06/76 Bowling Green.....W, 75-72 (ot)

**DENVER — 9-6**

Home: 4-1 • Away: 5-3 • Neutral: 0-2  
 12/27/57 Oklahoma City, Okla.....L, 63-84  
 (All-College Tournament)  
 01/24/00 Bowling Green\*.....W, 83-71  
 02/28/00 Denver\*.....L, 52-55  
 12/31/00 Denver\*.....W, 80-61  
 01/19/02 Denver\*.....W, 86-59  
 02/05/03 Bowling Green\*.....W, 81-77  
 02/12/04 Denver\*.....W, 78-65  
 02/10/05 Bowling Green\*.....W, 84-79  
 03/07/05 Denton, Texas.....L, 68-77  
 (Sun Belt Conference Tournament)  
 02/09/06 Denver\*.....W, 71-70  
 01/27/07 Denver\*.....W, 77-67  
 02/02/08 Bowling Green\*.....W, 78-64  
 01/24/09 Denver\*.....L, 74-78  
 01/10/10 Denver\*.....L, 67-72  
 01/06/11 Bowling Green\*.....L, 59-62

**DEPAUL — 5-10**

Home: 3-3 • Away: 1-6 • Neutral: 1-1  
 02/13/43 Chicago.....L, 40-44  
 02/19/44 Chicago.....L, 35-56  
 01/13/45 Louisville, Ky.....L, 37-65  
 02/24/45 Chicago.....L, 49-55  
 01/12/46 Bowling Green.....L, 43-81  
 03/17/48 New York, N.Y.....W, 61-59  
 (National Invitation Tournament)  
 01/26/57 Chicago.....W, 80-76 (ot)  
 02/04/58 Bowling Green.....W, 77-62  
 02/06/59 Chicago.....L, 70-80  
 01/06/60 Bowling Green.....W, 86-65  
 02/04/61 Bowling Green.....W, 71-65  
 02/03/62 Chicago.....L, 78-86  
 03/02/63 Bowling Green.....L, 86-88  
 01/04/64 Bowling Green.....L, 82-99  
 12/19/95 Chicago.....L, 69-84

**DETROIT — 1-2**

Home: 0-1 • Away: 0-1 • Neutral: 1-0  
 02/14/25 Bowling Green.....L, 23-25  
 03/12/62 Lexington, Ky.....W, 90-81  
 (NCAA Tournament)  
 02/01/03 Detroit.....L, 65-86

**DISTRICT OF COLUMBIA — 1-0**

Home: 1-0 • Away: 0-0 • Neutral: 0-0  
 01/03/81 Bowling Green.....W, 86-84 (3ot)

**DRAKE — 1-0**

Home: 0-0 • Away: 0-0 • Neutral: 1-0  
 03/21/08 Tampa, Fla. (#14).....W, 101-99 (ot)  
 (NCAA Tournament)

**DREXEL — 1-1**

Home: 1-0 • Away: 0-0 • Neutral: 0-1  
 12/02/88 Bowling Green.....W, 105-81  
 (WKU Invitational)  
 12/30/99 Green Bay, Wis. ....L, 61-66  
 (Oneida Classic)

**DUKE — 0-4**

Home: 0-1 • Away: 0-0 • Neutral: 0-3  
 12/30/68 New Orleans, La.....L, 72-73  
 (Sugar Bowl Classic)  
 12/26/73 Jacksonville, Fla. ....L, 69-75  
 (Gator Bowl Classic)  
 12/27/75 Raleigh, N.C.....L, 90-111  
 11/25/78 Bowling Green (#1).....L, 53-78

**DUQUESNE — 2-7**

Home: 2-2 • Away: 0-3 • Neutral: 0-2  
 03/23/40 Indianapolis, Ind.....L, 29-30  
 (NCAA Tournament)  
 02/12/41 Bowling Green.....L, 33-46  
 03/10/53 New York, N.Y. (#11).....L, 61-69  
 (National Invitation Tournament)  
 12/15/69 Pittsburgh (#7).....L, 65-87  
 12/12/70 Bowling Green.....W, 69-62  
 12/06/79 Pittsburgh.....L, 73-84  
 12/30/81 Bowling Green.....L, 62-63 (ot)  
 12/04/96 Bowling Green.....W, 89-82  
 12/08/97 Pittsburgh.....L, 64-74

**EAST TENNESSEE STATE — 35-11**

Home: 21-3 • Away: 13-8 • Neutral: 1-0  
 12/10/57 Bowling Green.....W, 85-60  
 01/12/59 Johnson City\*.....W, 86-84  
 03/03/59 Bowling Green\*.....W, 84-64  
 12/19/59 Johnson City\*.....W, 103-77  
 03/02/60 Bowling Green\*.....W, 83-69  
 12/09/60 Bowling Green\*.....W, 77-65  
 02/24/61 Johnson City\*.....W, 88-82  
 02/06/62 Johnson City\*.....W, 89-84  
 02/26/62 Bowling Green\*.....W, 77-66  
 02/09/63 Johnson City\*.....L, 77-82  
 02/26/63 Bowling Green\*.....L, 79-80  
 02/15/64 Bowling Green\*.....W, 79-68  
 03/03/64 Johnson City\*.....L, 99-102  
 01/11/65 Johnson City\*.....W, 70-69  
 02/06/65 Bowling Green\*.....W, 96-79  
 01/10/66 Bowling Green\*.....W, 85-69  
 02/12/66 Johnson City\*.....W, 96-79  
 12/20/66 Louisville, Ky.....W, 72-59  
 (Ohio Valley Conference Tournament)  
 01/09/67 Johnson City\*.....W, 63-61  
 02/11/67 Bowling Green\*.....W, 65-56  
 01/08/68 Bowling Green\*.....L, 59-63  
 02/10/68 Johnson City\*.....L, 71-73  
 01/04/69 Johnson City\*.....W, 95-76  
 02/15/69 Bowling Green\*.....W, 78-74  
 01/05/70 Bowling Green\*.....W, 95-91 (ot)



02/14/70 Johnson City\* .....W, 92-83  
 01/02/71 Johnson City\* .....W, 86-83  
 02/15/71 Bowling Green\* .....W, 83-65  
 01/17/72 Bowling Green\* .....W, 95-72  
 02/12/72 Johnson City\* .....L, 70-76  
 01/13/73 Johnson City\* .....L, 80-99  
 02/12/73 Bowling Green\* .....W, 68-53  
 01/12/74 Bowling Green\* .....L, 75-88  
 02/11/74 Johnson City\* .....W, 85-68  
 01/13/75 Johnson City\* .....W, 90-89  
 02/08/75 Bowling Green\* .....W, 106-83  
 01/17/76 Bowling Green\* .....W, 82-60  
 02/16/76 Johnson City\* .....W, 76-67  
 03/01/76 Bowling Green.....W, 91-74  
 (Ohio Valley Conference Tournament)  
 01/10/77 Johnson City\* .....L, 61-67  
 02/05/77 Bowling Green\* .....W, 70-61  
 01/14/78 Bowling Green\* .....W, 98-94 (ot)  
 02/11/78 Johnson City\* .....L, 77-80 (3ot)  
 03/03/78 Bowling Green.....W, 79-75  
 (Ohio Valley Conference Tournament)  
 02/10/79 Johnson City.....L, 64-65  
 01/07/80 Bowling Green.....W, 71-59

**EASTERN KENTUCKY — 111-43**

Home: 56-15 • Away: 46-26 • Neutral: 9-2

1914-15 Bowling Green.....W, 26-21  
 1914-15 Richmond.....W, 22-18  
 02/23/16 Bowling Green.....L, 21-42  
 02/24/16 Bowling Green.....L, 22-28  
 02/04/22 Richmond.....L, 15-26  
 02/23/22 Bowling Green.....L, 17-29  
 02/22/23 Richmond.....W, 29-17  
 03/03/23 Bowling Green.....W, 33-17  
 02/08/24 Richmond.....L, 13-45  
 03/01/24 Bowling Green.....L, 27-33  
 01/19/25 Richmond.....W, 30-19  
 02/27/25 Bowling Green.....W, 37-17  
 01/22/27 Bowling Green.....L, 29-38  
 02/05/27 Richmond.....W, 29-23  
 02/03/28 Richmond.....W, 44-12  
 02/11/28 Bowling Green.....W, 55-12  
 01/11/29 Bowling Green.....W, 24-15  
 02/02/29 Richmond.....L, 17-21  
 01/25/30 Bowling Green.....L, 26-30  
 01/29/30 Richmond.....L, 21-46  
 01/23/31 Bowling Green.....W, 49-25  
 01/24/31 Bowling Green.....W, 47-34  
 02/14/31 Richmond.....L, 22-30  
 01/15/32 Richmond.....L, 23-49  
 01/16/32 Richmond.....W, 26-23  
 02/13/32 Bowling Green.....W, 47-21  
 02/27/32 Winchester, Ky.....W, 36-27  
 (KIAC Tournament)  
 01/13/33 Bowling Green.....W, 27-19  
 02/02/33 Richmond.....W, 31-24  
 01/13/34 Bowling Green.....W, 30-16  
 02/09/34 Richmond.....L, 13-32  
 02/22/34 Louisville, Ky.....W, 30-19  
 (KIAC Tournament)  
 01/26/35 Bowling Green.....W, 49-25  
 02/08/35 Richmond.....W, 42-35  
 01/25/36 Bowling Green.....W, 46-30  
 01/31/36 Richmond.....W, 61-23  
 02/29/36 Bowling Green.....W, 34-22  
 (KIAC Tournament)  
 02/19/37 Richmond.....W, 25-22  
 02/25/37 Richmond.....W, 38-25  
 (KIAC Tournament)  
 01/28/38 Bowling Green.....W, 51-34  
 02/12/38 Richmond.....W, 34-21  
 01/16/39 Bowling Green.....W, 42-29  
 01/28/39 Richmond.....W, 49-37  
 02/23/39 Richmond.....W, 50-26  
 (KIAC Tournament)

01/27/40 Bowling Green.....L, 32-45  
 02/02/40 Richmond.....W, 53-33  
 01/13/41 Bowling Green.....W, 61-27  
 02/01/41 Richmond.....W, 59-40  
 01/31/42 Bowling Green.....W, 45-31  
 02/14/42 Richmond.....W, 43-40  
 01/09/43 Richmond.....W, 61-47  
 01/23/43 Bowling Green.....W, 62-38  
 02/05/45 Bowling Green.....L, 36-44  
 02/17/45 Richmond.....W, 48-42  
 01/15/46 Bowling Green.....L, 35-45  
 02/16/46 Richmond.....L, 44-46  
 02/05/47 Bowling Green.....W, 81-47  
 02/15/47 Richmond.....L, 46-49  
 03/05/47 Louisville, Ky.....W, 54-37  
 (KIAC Tournament)  
 01/31/48 Richmond.....W, 49-42  
 02/21/48 Bowling Green.....W, 65-51  
 02/27/48 Louisville, Ky.....W, 62-52  
 (KIAC Tournament)  
 12/15/48 Richmond\*.....W, 56-53  
 01/29/49 Bowling Green\*.....L, 40-42  
 02/26/49 Louisville, Ky.....W, 70-54  
 (Ohio Valley Conference Tournament)  
 01/07/50 Bowling Green\*.....W, 86-61  
 01/21/50 Richmond\*.....W, 69-51  
 02/25/50 Louisville, Ky.....L, 50-62  
 (Ohio Valley Cnference Tournament)  
 02/03/51 Richmond\*.....L, 70-84  
 02/17/51 Bowling Green\*.....W, 84-80  
 01/19/52 Bowling Green\*.....W, 69-63  
 02/09/52 Richmond\*.....L, 62-73  
 01/17/53 Richmond\*.....L, 69-78  
 02/07/53 Bowling Green\* (#15).....W, 86-76  
 02/28/53 Louisville, Ky. (#20).....W, 70-60  
 (Ohio Valley Conference Tournament)  
 01/16/54 Bowling Green\*.....W, 122-78  
 02/06/54 Richmond\*.....L, 54-63  
 02/26/54 Louisville, Ky.....W, 85-69  
 (Ohio Valley Conference Tournament)  
 12/27/54 Louisville, Ky.\*.....L, 81-84  
 (Kentucky Invitational Tournament)  
 01/15/55 Richmond\*.....W, 84-78  
 02/05/55 Bowling Green\*.....W, 98-76  
 01/14/56 Richmond\*.....W, 73-67  
 02/06/56 Bowling Green\*.....W, 93-92  
 01/12/57 Bowling Green\*.....W, 91-71  
 02/02/57 Richmond\*.....W, 75-70  
 01/11/58 Richmond\*.....W, 89-80  
 02/22/58 Bowling Green\*.....W, 100-70  
 01/03/59 Bowling Green\*.....W, 76-73  
 02/18/59 Richmond\*.....L, 70-72  
 01/09/60 Richmond\*.....L, 73-80  
 02/16/60 Bowling Green\*.....W, 38-20  
 01/07/61 Bowling Green\*.....W, 88-76  
 02/13/61 Richmond\*.....L, 72-81  
 01/27/62 Richmond\*.....W, 96-62  
 02/24/62 Bowling Green\*.....W, 88-74  
 01/05/63 Bowling Green\*.....L, 69-79  
 02/23/63 Richmond\*.....W, 94-77  
 01/06/64 Richmond\*.....L, 65-70  
 02/29/64 Bowling Green\*.....L, 69-90  
 12/22/64 Louisville, Ky.....W, 82-73  
 (Ohio Valley Conference Tournament)  
 01/16/65 Bowling Green\*.....L, 70-95  
 02/15/65 Richmond\*.....L, 69-80  
 12/21/65 Louisville, Ky.....W, 83-67  
 (Ohio Valley Conference Tournament)  
 01/15/66 Richmond\*.....W, 107-88  
 02/21/66 Bowling Green\*.....W, 72-67  
 01/14/67 Bowling Green\*.....W, 116-71  
 02/20/67 Richmond\*.....W, 71-62  
 01/13/68 Richmond\*.....L, 69-99  
 02/19/68 Bowling Green\*.....W, 79-76  
 01/11/69 Bowling Green\*.....W, 73-60

02/10/69 Richmond\*.....L, 77-85 (ot)  
 01/10/70 Richmond\*.....W, 86-83  
 02/09/70 Bowling Green\*.....W, 88-77  
 01/09/71 Bowling Green\*.....W, 83-64  
 02/22/71 Richmond\*.....W, 94-93 (ot)  
 01/24/72 Richmond\*.....L, 78-96  
 02/19/72 Bowling Green\*.....W, 93-88  
 01/20/73 Bowling Green\*.....L, 63-70  
 02/19/73 Richmond\*.....W, 77-71  
 01/19/74 Richmond\*.....W, 64-63  
 02/18/74 Bowling Green\*.....W, 89-74  
 01/20/75 Bowling Green\*.....W, 107-82  
 02/15/75 Richmond\*.....W, 84-75  
 01/24/76 Richmond\*.....W, 78-74  
 02/23/76 Bowling Green\*.....W, 89-77  
 01/17/77 Bowling Green\*.....W, 93-82  
 02/14/77 Richmond\*.....W, 85-76  
 01/07/78 Richmond\*.....L, 79-85 (ot)  
 02/06/78 Bowling Green\*.....L, 74-78 (ot)  
 01/29/79 Bowling Green\*.....W, 70-65  
 02/05/79 Richmond\*.....W, 70-65  
 03/03/79 Richmond.....L, 77-78  
 (Ohio Valley Conference Tournament)  
 01/26/80 Richmond\*.....L, 82-84  
 02/02/80 Bowling Green\*.....W, 74-62  
 02/28/80 Bowling Green.....W, 84-83 (ot)  
 (Ohio Valley Conference Tournament)  
 01/29/81 Richmond\*.....W, 84-80  
 02/21/81 Bowling Green\*.....W, 78-62  
 01/10/82 Richmond\*.....W, 75-65  
 02/04/82 Bowling Green\*.....W, 61-34  
 01/23/84 Richmond.....L, 58-60  
 02/06/85 Bowling Green.....W, 66-59  
 01/07/87 Richmond.....L, 66-68  
 01/02/88 Bowling Green.....W, 77-70  
 12/10/88 Richmond.....W, 75-63  
 01/22/90 Richmond.....W, 68-66 (2ot)  
 02/21/90 Bowling Green.....W, 67-64  
 01/30/91 Bowling Green.....W, 83-74  
 12/04/91 Richmond.....W, 64-62  
 12/21/92 Bowling Green.....W, 77-68  
 12/21/94 Richmond.....W, 82-77  
 12/08/04 Bowling Green.....W, 75-63  
 12/03/05 Richmond.....W, 97-89  
 12/02/06 Bowling Green.....W, 78-55  
 12/08/07 Richmond.....W, 77-60

**EASTERN MICHIGAN — 1-0**

Home: 1-0 • Away: 0-0 • Neutral: 0-0

12/01/69 Bowling Green.....W, 95-70

**EMPORIA STATE — 1-0**

Home: 1-0 • Away: 0-0 • Neutral: 0-0

12/19/48 Bowling Green.....W, 61-34

**ERSKINE — 2-0**

Home: 0-0 • Away: 0-0 • Neutral: 2-0

03/01/33 Jackson, Miss.....W, 45-35  
 (SIAA Tournament)  
 03/05/34 Jackson, Miss.....W, 32-25  
 (SIAA Tournament)

**EVANSVILLE — 40-20**

Home: 22-6 • Away: 14-14 • Neutral: 4-0

01/29/27 Bowling Green.....L, 30-39  
 02/26/27 Evansville.....L, 11-31  
 02/04/33 Evansville.....L, 30-36  
 02/10/33 Bowling Green.....W, 38-34  
 01/11/34 Bowling Green.....L, 26-30  
 01/18/34 Evansville.....L, 17-33  
 12/29/34 Evansville.....L, 33-35  
 01/21/35 Bowling Green.....W, 38-36  
 01/15/38 Bowling Green.....W, 44-30  
 02/17/38 Evansville.....W, 52-42

01/10/39	Evansville.....L, 48-49
02/07/39	Bowling Green.....L, 46-48
01/08/40	Bowling Green.....W, 52-45
02/13/40	Evansville.....W, 55-36
01/24/41	Evansville.....W, 56-52
02/20/41	Bowling Green.....W, 60-43
01/10/42	Bowling Green.....W, 69-48
02/19/42	Evansville.....W, 41-40
02/15/43	Evansville.....W, 52-48
02/23/43	Bowling Green.....W, 62-39
12/11/32	Bowling Green.....W, 37-31
02/03/45	Evansville.....L, 41-45
02/07/45	Bowling Green.....W, 48-36
01/05/46	Bowling Green.....L, 40-44
02/06/46	Evansville.....L, 42-53
01/14/47	Evansville.....W, 63-47
02/11/47	Bowling Green.....W, 58-23
12/10/47	Evansville.....W, 58-42
01/05/48	Bowling Green.....W, 67-44
01/13/49	Evansville*.....W, 72-66
02/08/49	Bowling Green*.....W, 71-47
01/18/50	Evansville*.....W, 73-69
02/18/50	Bowling Green*.....W, 81-56
01/10/51	Owensboro, Ky.*.....W, 75-63
01/18/51	Evansville*.....L, 46-77
02/24/51	Louisville, Ky.....W, 72-71 (Ohio Valley Conference Tournament)
12/06/51	Evansville*.....W, 69-56
02/18/52	Bowling Green*.....W, 92-58
02/21/52	Louisville, Ky.....W, 83-63 (Ohio Valley Conference Tournament)
12/07/57	Evansville.....L, 98-105 (ot)
02/24/58	Bowling Green.....W, 100-80
12/08/76	Bowling Green.....L, 61-78
11/30/77	Evansville.....W, 82-72
12/09/78	Evansville.....W, 63-60
12/13/79	Louisville, Ky.....W, 75-61 (Holiday Classic)
12/13/80	Bowling Green.....W, 68-67
12/12/81	Evansville.....L, 70-73
12/06/82	Bowling Green.....W, 74-61
01/05/84	Evansville.....W, 73-62
12/11/84	Bowling Green.....W, 88-71
11/14/98	Evansville.....L, 65-70
11/23/99	Bowling Green.....L, 47-52
11/18/00	Evansville.....W, 61-59
11/20/01	Bowling Green.....W, 90-64 (BB&T Classic)
12/03/02	Evansville.....L, 76-81 (ot)
12/20/03	Bowling Green.....W, 92-82
12/11/04	Evansville.....L, 62-68
12/06/05	Bowling Green.....W, 84-77 (BB&T Classic)
12/13/08	Evansville.....L, 40-72
12/08/09	Bowling Green.....W, 63-57

**FLORIDA — 0-2**

Home: 0-0 • Away: 0-0 • Neutral: 0-2

03/16/01	New Orleans, La. (#8).....L, 56-69 (NCAA Tournament)
11/24/06	Las Vegas, Nev. (#1).....L, 68-101 (Findlay Toyota Las Vegas Invitational)

**FLORIDA A&M — 1-0**

Home: 1-0 • Away: 0-0 • Neutral: 0-0

12/08/79	Bowling Green.....W, 87-60
----------	----------------------------

**FLORIDA ATLANTIC — 9-2**

Home: 3-2 • Away: 5-0 • Neutral: 1-0

12/30/06	Boca Raton*.....W, 93-83
02/14/07	Bowling Green*.....L, 73-78
03/04/07	Lafayette, La.....W, 86-81 (Sun Belt Conference Tournament)
01/16/08	Bowling Green*.....W, 80-62
03/01/08	Boca Raton*.....W, 88-78

01/10/09	Boca Raton*.....W, 78-57
02/26/09	Bowling Green*.....W, 87-67
01/14/10	Bowling Green*.....W, 79-72
02/25/10	Boca Raton*.....W, 78-69 (ot)
01/15/11	Bowling Green*.....L, 73-78
01/29/11	Boca Raton*.....W, 57-53

**FLORIDA GULF COAST — 1-0**

Home: 1-0 • Away: 0-0 • Neutral: 0-0

02/14/11	Bowling Green.....W, 80-70
----------	----------------------------

**FIU — 26-4**

Home: 13-1 • Away: 10-3 • Neutral: 3-0

01/12/99	Miami*.....W, 71-66
02/02/99	Bowling Green*.....L, 53-57
01/08/00	Miami*.....L, 63-93
02/12/00	Bowling Green*.....W, 73-65
03/05/00	Little Rock, Ark.....W, 79-60 (Sun Belt Conference Tournament)
01/27/01	Miami*.....W, 55-46
02/15/01	Bowling Green*.....W, 69-49
03/03/01	Mobile, Ala.....W, 68-51 (Sun Belt Conference Tournament)
01/02/02	Miami*.....W, 65-54
01/31/02	Bowling Green*.....W, 66-64
01/30/03	Bowling Green*.....W, 63-43
02/19/03	Miami*.....W, 71-58
03/08/03	Bowling Green.....W, 71-60 (Sun Belt Conference Tournament)
01/31/04	Miami*.....W, 55-42
02/28/04	Bowling Green*.....W, 74-43
02/07/05	Bowling Green*.....W, 83-67
02/26/05	Miami*.....L, 77-79
01/31/06	Miami*.....W, 66-61
02/25/06	Bowling Green*.....W, 80-65
01/11/07	Miami*.....W, 86-74
02/24/07	Bowling Green*.....W, 82-64
01/12/08	Bowling Green*.....W, 76-60
02/27/08	Miami*.....W, 69-54
01/08/09	Miami*.....L, 79-81
02/21/09	Bowling Green*.....W, 79-66
03/08/09	Hot Springs, Ark.....W, 66-48 (Sun Belt Conference Tournament)
01/16/10	Bowling Green*.....W, 81-64
02/27/10	Miami*.....W, 88-61
01/27/11	Miami*.....W, 81-78
02/24/11	Bowling Green*.....W, 80-73

**FLORIDA STATE — 0-7**

Home: 0-2 • Away: 0-2 • Neutral: 0-3

12/21/73	St. Peterburg, Fla.....L, 87-107 (Big Sun Invitational)
01/08/76	Tallahassee.....L, 80-88
01/05/77	Bowling Green.....L, 63-95
11/30/78	Tallahassee.....L, 59-70
12/29/79	Bowling Green.....L, 65-67
03/25/93	Charlotte, N.C. (#11).....L, 78-81 (ot) (NCAA Tournament)
12/28/08	Sunrise, Fla.....L, 69-82 (MetroPCS Orange Bowl Classic)

**FORDHAM — 3-1**

Home: 1-0 • Away: 1-0 • Neutral: 1-1

03/22/43	New York, N.Y.....L, 58-60 (National Invitation Tournament)
03/13/65	New York, N.Y.....W, 57-53 (National Invitation Tournament)
12/30/03	New York.....W, 94-70
01/01/05	Bowling Green.....W, 80-59

**GEORGE WASHINGTON — 1-0**

Home: 0-0 • Away: 0-0 • Neutral: 1-0

11/16/01	Lexington, Ky.....W, 73-48 (NABC Classic)
----------	--

**GEORGETOWN (D.C.) — 1-4**

Home: 1-1 • Away: 0-3 • Neutral: 0-0

01/23/47	Washington, D.C.....L, 46-57
01/02/48	Bowling Green.....W, 58-37
12/22/81	Washington, D.C. (#17).....L, 45-64
12/04/82	Bowling Green (#2).....L, 66-70 (ot) (Wendy's Classic)
12/21/83	Washington, D.C. (#5).....L, 41-53

**GEORGETOWN (KY.) — 12-8**

Home: 6-3 • Away: 1-3 • Neutral: 5-2

01/16/24	Georgetown.....L, 22-33
02/07/27	Georgetown.....W, 29-23
02/28/27	Winchester, Ky.....L, 27-38 (KIAC Tournament)
02/06/28	Bowling Green.....W, 29-28
01/08/29	Bowling Green.....L, 18-22
01/31/29	Georgetown.....L, 14-42
02/21/29	Winchester, Ky.....W, 27-22 (KIAC Tournament)
01/14/30	Bowling Green.....L, 29-30
01/15/30	Bowling Green.....L, 18-19
02/06/30	Georgetown.....L, 21-30
02/21/30	Winchester, Ky.....L, 23-34 (KIAC Tournament)
02/09/31	Bowling Green.....W, 41-24
02/10/31	Bowling Green.....W, 49-24
02/22/33	Winchester, Ky.....W, 31-23 (KIAC Tournament)
02/22/35	Bowling Green.....W, 37-10 (KIAC Tournament)
02/24/40	Richmond, Ky.....W, 45-39 (KIAC Tournament)
12/15/41	Madisonville, Ky.....W, 48-38
03/05/47	Louisville, Ky.....W, 56-38 (KIAC Tournament)
12/13/49	Bowling Green.....W, 67-48
12/05/50	Bowling Green.....W, 93-44

**GEORGIA — 3-5**

Home: 1-3 • Away: 2-1 • Neutral: 0-1

12/30/82	Atlanta, Ga.....L, 69-90 (Cotton States Classic)
11/26/83	Bowling Green (#16).....L, 68-85 (Wendy's Classic)
12/02/89	Bowling Green.....L, 70-76 (WKU Invitational)
11/28/90	Athens (#17).....L, 65-124
11/23/04	Athens.....W, 71-61
11/26/05	Bowling Green.....L, 65-69
11/14/06	Athens.....W, 70-67
12/02/08	Bowling Green.....W, 67-63

**GEORGIA STATE — 1-0**

Home: 1-0 • Away: 0-0 • Neutral: 0-0

11/25/83	Bowling Green.....W, 61-39
----------	----------------------------

**GONZAGA — 0-2**

Home: 0-0 • Away: 0-0 • Neutral: 0-2

11/22/07	Anchorage, Alaska (#14).....L, 71-74 (Carrs/Safeway Great Alaska Shootout)
03/21/09	Portland, Ore. (#10).....L, 81-83 (NCAA Tournament)

**GUSTAVIS ADOLPHUS — 4-0**

Home: 4-0 • Away: 0-0 • Neutral: 0-0

12/04/53	Bowling Green.....W, 90-73
12/02/54	Bowling Green.....W, 90-78
12/01/55	Bowling Green.....W, 89-62
12/03/56	Bowling Green.....W, 94-55

**HARDIN-SIMMONS — 1-0**

Home: 1-0 • Away: 0-0 • Neutral: 0-0

12/16/57	Bowling Green.....W, 92-60
----------	----------------------------

**HARVARD — 0-1**

Home: 0-0 • Away: 0-0 • Neutral: 0-1  
 12/30/71 College Park, Md. ....L, 89-107  
 (Maryland Invitational)

**HAVANA — 1-0**

Home: 1-0 • Away: 0-0 • Neutral: 0-0  
 01/15/47 Bowling Green.....W, 83-55

**HAWAII — 1-0**

Home: 1-0 • Away: 0-0 • Neutral: 0-0  
 03/01/47 Bowling Green.....W, 87-37

**HAWAII PACIFIC — 1-0**

Home: 0-0 • Away: 0-0 • Neutral: 1-0  
 12/25/86 Honolulu, Hawaii .....W, 89-74  
 (Western Airlines-Chaminade Classic)

**HIGH POINT — 1-0**

Home: 1-0 • Away: 0-0 • Neutral: 0-0  
 12/16/50 Bowling Green.....W, 77-64

**HOFSTRA — 1-0**

Home: 0-0 • Away: 0-0 • Neutral: 1-0  
 11/19/10 San Juan, P.R. ....W, 62-60  
 (Puerto Rico Tip-Off)

**HOLY CROSS — 1-1**

Home: 0-0 • Away: 0-0 • Neutral: 1-1  
 03/11/54 New York, N.Y. (#6) .....L, 69-75  
 (National Invitational Tournament)  
 12/27/66 Miami Beach, Fla. ....W, 90-84  
 (Hurricane Classic)

**HOUSTON — 1-3**

Home: 0-1 • Away: 0-1 • Neutral: 1-1  
 12/28/53 Louisville, Ky. ....W, 91-61  
 (Kentucky Invitational Tournament)  
 12/31/68 New Orleans, La. ....L, 66-87  
 (Sugar Bowl Classic)  
 11/15/08 Houston .....L, 64-73  
 02/09/10 Bowling Green.....L, 72-74

**IDAHO — 0-1**

Home: 0-0 • Away: 0-0 • Neutral: 0-1  
 12/29/52 Louisville, Ky. (#20) .....L, 60-75

**ILLINOIS — 1-2**

Home: 0-0 • Away: 0-1 • Neutral: 1-1  
 12/12/59 Champaign .....L, 80-93  
 03/20/03 Indianapolis, Ind. (#11) .....L, 60-65  
 (NCAA Tournament)  
 03/19/09 Portland, Ore. ....W, 76-72  
 (NCAA Tournament)

**ILLINOIS-CHICAGO — 2-0**

Home: 1-0 • Away: 1-0 • Neutral: 0-0  
 12/02/91 Bowling Green.....W, 80-78  
 12/30/92 Chicago .....W, 82-71

**ILLINOIS COLLEGE — 1-0**

Home: 0-0 • Away: 0-0 • Neutral: 1-0  
 12/11/37 \_\_\_\_\_W, 38-36

**ILLINOIS STATE — 1-3**

Home: 1-1 • Away: 0-2 • Neutral: 0-0  
 12/18/78 Bowling Green.....L, 74-75 (ot)  
 12/03/79 Normal .....L, 55-66  
 12/15/02 Bowling Green.....W, 63-43  
 12/16/03 Normal .....L, 65-66 (ot)

**ILLINOIS WESLEYAN — 1-0**

Home: 0-0 • Away: 0-0 • Neutral: 1-0  
 01/03/42 Owensboro, Ky. ....W, 60-41

**INDIANA — 1-2**

Home: 0-0 • Away: 0-1 • Neutral: 1-1  
 12/28/67 Dallas, Texas (#3) .....W, 110-91  
 (All-Sports Classic)  
 12/14/84 Bloomington (#16) .....L, 57-80  
 (Indiana Classic)  
 12/28/93 Indianapolis, Ind. (#13) .....L, 55-65  
 (Hoosier Classic)

**INDIANA STATE — 3-2**

Home: 2-1 • Away: 1-1 • Neutral: 0-0  
 01/20/41 Terre Haute.....L, 26-30  
 02/17/41 Bowling Green.....W, 30-22  
 02/03/42 Terre Haute.....W, 41-35  
 02/16/42 Bowling Green.....W, 53-48  
 11/24/09 Bowling Green.....L, 63-64  
 (Preseason NIT)

**IUPUI — 1-0**

Home: 1-0 • Away: 0-0 • Neutral: 0-0  
 11/22/05 Bowling Green.....W, 89-75

**JACKSON STATE — 2-0**

Home: 2-0 • Away: 0-0 • Neutral: 0-0  
 12/20/88 Bowling Green.....W, 84-70  
 12/02/92 Bowling Green.....W, 87-69

**JACKSONVILLE (FLA.) — 23-18**

Home: 13-5 • Away: 7-11 • Neutral: 3-2  
 03/07/70 Dayton, Ohio (#6) .....L, 96-109  
 (NCAA Tournament)  
 12/23/70 Louisville, Ky. (#4) .....W, 97-84  
 03/13/71 South Bend, Ind. (#9) .....W, 74-72  
 (NCAA Tournament)  
 12/27/73 Jacksonville .....L, 79-85  
 (Gator Bowl Classic)  
 12/21/76 Jacksonville .....L, 62-83  
 01/11/78 Bowling Green.....W, 96-94 (ot)  
 01/11/83 Jacksonville\* .....W, 66-52  
 01/29/83 Bowling Green\* .....W, 86-79  
 01/11/84 Jacksonville\* .....W, 59-58  
 01/19/84 Bowling Green\* .....L, 74-76 (3ot)  
 01/08/85 Bowling Green\* .....W, 75-64  
 01/24/85 Jacksonville\* .....L, 65-69  
 02/03/86 Bowling Green\* .....W, 51-46  
 02/10/86 Jacksonville\* .....L, 65-70  
 01/14/87 Jacksonville\* .....L, 71-80  
 02/16/87 Bowling Green\* .....W, 87-74  
 02/13/88 Jacksonville\* .....W, 60-58  
 02/27/88 Bowling Green\* .....W, 80-79  
 01/14/89 Bowling Green\* .....L, 93-98 (2ot)  
 02/04/89 Jacksonville\* .....L, 76-87  
 03/05/89 Charlotte, N.C. ....L, 72-77  
 (Sun Belt Conference Tournament)  
 01/06/90 Jacksonville\* .....W, 61-58  
 01/27/90 Bowling Green\* .....W, 80-64  
 01/14/91 Jacksonville\* .....L, 87-91  
 02/04/91 Bowling Green\* .....W, 82-81  
 01/18/92 Jacksonville\* .....L, 85-89 (ot)  
 02/01/92 Bowling Green\* .....W, 90-67  
 02/11/93 Bowling Green\* .....W, 66-58  
 02/27/93 Jacksonville\* .....W, 101-66  
 01/15/94 Jacksonville\* .....W, 83-65  
 02/12/94 Bowling Green\* .....L, 77-84  
 03/06/94 Bowling Green.....W, 83-72  
 (Sun Belt Conference Tournament)  
 12/03/94 Jacksonville\* .....L, 88-100 (2ot)  
 01/26/95 Bowling Green\* .....W, 76-72  
 01/11/96 Bowling Green\* .....L, 85-87  
 02/03/96 Jacksonville\* .....L, 78-92

12/21/96 Jacksonville\* .....W, 91-73  
 01/30/97 Bowling Green\* .....W, 97-87  
 01/22/98 Bowling Green\* .....L, 70-75  
 02/12/98 Jacksonville\* .....L, 64-67  
 02/27/98 Lafayette, La. ....W, 75-70 (ot)  
 (Sun Belt Conference Tournament)

**JACKSONVILLE (ALA.) STATE — 2-0**

Home: 2-0 • Away: 0-0 • Neutral: 0-0  
 03/04/39 Bowling Green.....W, 56-43  
 (SIAA Tournament)  
 11/27/78 Bowling Green.....W, 71-59

**JAMES MADISON — 1-0**

Home: 1-0 • Away: 0-0 • Neutral: 0-0  
 12/02/74 Bowling Green.....W, 90-72

**KANSAS — 1-3**

Home: 0-0 • Away: 0-2 • Neutral: 1-1  
 12/20/69 Lawrence.....L, 81-104  
 (Jayhawk Classic)  
 03/27/71 Houston, Texas (#4) .....W, 77-75  
 (NCAA Final Four)  
 03/18/95 Dayton, Ohio (#5) .....L, 70-75  
 (NCAA Tournament)  
 11/19/97 Lawrence (#2) .....L, 62-75  
 (Preseason NIT)

**KANSAS STATE — 0-3**

Home: 0-1 • Away: 0-2 • Neutral: 0-0  
 01/02/90 Manhattan .....L, 51-75  
 03/18/92 Manhattan .....L, 74-85  
 (National Invitation Tournament)  
 02/15/94 Bowling Green.....L, 68-71 (ot)

**KENNESAW STATE — 2-0**

Home: 1-0 • Away: 1-0 • Neutral: 0-0  
 11/11/06 Kennesaw.....W, 96-55  
 11/09/07 Bowling Green.....W, 96-61

**KENT STATE — 4-0**

Home: 2-0 • Away: 1-0 • Neutral: 1-0  
 02/29/60 Bowling Green.....W, 69-60  
 12/09/61 Kent .....W, 88-81  
 12/08/72 Nashville, Tenn. ....W, 71-70  
 (Vanderbilt Invitational)  
 03/16/05 Bowling Green.....W, 88-80 (ot)  
 (National Invitation Tournament)

**KENTUCKY — 2-3**

Home: 0-0 • Away: 1-1 • Neutral: 1-2  
 03/18/71 Athens, Ga. (#8) .....W, 107-83  
 (NCAA Tournament)  
 03/16/86 Charlotte, N.C. (#3) .....L, 64-71  
 (NCAA Tournament)  
 12/21/90 Louisville, Ky. (#18) .....L, 70-84  
 02/15/92 Lexington (#19) .....L, 83-93  
 11/15/01 Lexington (#4) .....W, 64-52  
 (NABC Classic)

**KENTUCKY STATE — 7-0**

Home: 7-0 • Away: 0-0 • Neutral: 0-0  
 12/02/86 Bowling Green.....W, 90-58  
 11/27/87 Bowling Green.....W, 83-76  
 02/19/02 Bowling Green.....W, 100-63  
 02/03/03 Bowling Green.....W, 104-70  
 01/03/04 Bowling Green.....W, 107-52  
 12/22/04 Bowling Green.....W, 89-73  
 12/29/05 Bowling Green.....W, 87-71



**KENTUCKY WESLEYAN — 25-9**

Home: 12-5 • Away: 8-2 • Neutral: 5-2  
 02/05/22 Owensboro.....L, 27-40  
 01/14/25 Bowling Green.....L, 16-20  
 01/21/26 Owensboro.....L, 17-30  
 01/30/26 Bowling Green.....W, 38-21  
 02/25/26 Winchester, Ky.....L, 16-19  
 (KIAC Tournament)  
 02/08/27 Owensboro.....W, 43-28  
 02/28/27 Winchester, Ky.....W, 43-24  
 (KIAC Tournament)  
 02/18/28 Bowling Green.....W, 34-10  
 01/25/29 Bowling Green.....L, 15-26  
 02/01/29 Owensboro.....W, 24-19  
 02/22/29 Winchester, Ky.....L, 21-24  
 (KIAC Tournament)  
 01/17/30 Bowling Green.....L, 21-47  
 01/18/30 Bowling Green.....L, 26-27  
 01/31/30 Bowling Green.....W, 29-28  
 01/10/31 Bowling Green.....W, 37-26  
 02/26/32 Winchester, Ky.....W, 29-25  
 (KIAC Tournament)  
 02/24/34 Louisville, Ky.....W, 46-17  
 (KIAC Tournament)  
 02/26/37 Richmond, Ky.....W, 51-26  
 (KIAC Tournament)  
 02/27/42 Richmond, Ky.....W, 49-41  
 (KIAC Tournament)  
 12/02/47 Bowling Green.....W, 51-31  
 02/02/48 Owensboro.....W, 83-52  
 12/06/48 Bowling Green.....W, 62-51  
 01/31/49 Owensboro.....W, 80-74  
 12/05/49 Bowling Green.....W, 89-45  
 02/14/51 Bowling Green.....W, 86-62  
 02/27/52 Owensboro.....W, 94-68  
 11/29/52 Owensboro.....W, 76-62  
 02/21/53 Bowling Green.....W, 108-69  
 11/28/53 Owensboro.....W, 86-74  
 02/15/54 Bowling Green.....W, 81-65  
 01/18/56 Bowling Green.....L, 66-70  
 12/08/56 Owensboro.....W, 90-72  
 02/20/07 Bowling Green.....W, 74-67  
 11/13/07 Bowling Green.....W, 88-67

**LA SALLE — 16-14**

Home: 8-3 • Away: 5-10 • Neutral: 3-1  
 02/06/43 Philadelphia.....W, 52-44  
 03/12/48 New York, N.Y.....W, 68-61  
 (National Invitation Tournament)  
 01/02/50 Philadelphia.....L, 69-80  
 12/26/50 Philadelphia (#16).....W, 73-63  
 01/01/52 Philadelphia (#13).....L, 58-67  
 12/27/56 Miami, Fla.....W, 89-76  
 (Orange Bowl Tournament)  
 12/20/58 Philadelphia.....L, 76-84  
 01/16/59 Bowling Green.....W, 96-74  
 01/30/60 Philadelphia.....W, 76-70  
 01/31/61 Bowling Green.....W, 73-69  
 03/02/62 Philadelphia.....L, 84-88  
 02/25/64 Bowling Green.....W, 107-95  
 02/20/65 Philadelphia.....L, 77-91  
 12/04/65 Bowling Green.....W, 93-67  
 01/21/67 Philadelphia.....W, 95-86  
 01/20/68 Bowling Green.....W, 84-79  
 01/18/69 Philadelphia (#11).....L, 81-88  
 01/17/70 Bowling Green.....W, 102-80  
 01/16/71 Philadelphia.....L, 76-91  
 01/13/72 Bowling Green.....W, 103-84  
 01/31/73 Philadelphia.....L, 80-108  
 12/22/73 St. Peterburg, Fla.....L, 65-76  
 (Big Sun Invitational)  
 01/09/74 Bowling Green.....W, 85-84 (ot)  
 01/29/75 Philadelphia (#7).....W, 91-87  
 01/05/76 Bowling Green (#20) ... L, 100-104 (ot)  
 01/26/77 Philadelphia.....L, 79-83

01/04/78 Bowling Green.....L, 64-78  
 01/10/79 Philadelphia.....L, 66-90  
 01/03/83 Bowling Green.....L, 56-62  
 11/26/95 San Juan, P.R.....W, 71-63  
 (San Juan Shootout)

**LAMAR — 12-3**

Home: 7-1 • Away: 4-2 • Neutral: 1-0  
 12/06/60 Bowling Green.....W, 74-71  
 02/22/92 Bowling Green\*.....W, 103-88  
 01/11/93 Bowling Green\*.....W, 114-89  
 02/06/93 Beaumont\*.....W, 95-88  
 03/06/93 Biloxi, Miss.....W, 78-68  
 (Sun Belt Conference Tournament)  
 01/29/94 Bowling Green\*.....W, 97-68  
 02/24/94 Beaumont\*.....W, 85-83  
 01/16/95 Bowling Green\*.....W, 95-61  
 01/28/95 Beaumont\*.....W, 77-68  
 02/08/96 Beaumont\*.....W, 92-73  
 02/20/96 Bowling Green\*.....W, 90-69  
 01/02/97 Beaumont\*.....L, 80-98  
 01/16/97 Bowling Green\*.....L, 70-77  
 12/27/97 Beaumont\*.....L, 57-58  
 02/23/98 Bowling Green\*.....W, 71-53

**LEMOYNE — 0-1**

Home: 0-0 • Away: 0-1 • Neutral: 0-0  
 12/11/54 Memphis.....L, 75-77

**LINDSEY WILSON — 1-0**

Home: 0-0 • Away: 1-0 • Neutral: 0-0  
 12/12/42 Columbia.....W, 74-15

**LIPSCOMB — 1-1**

Home: 0-0 • Away: 1-1 • Neutral: 0-0  
 01/06/36 Nashville.....W, 50-40  
 12/01/62 Nashville.....L, 68-75

**LONG ISLAND — 2-2**

Home: 0-0 • Away: 0-0 • Neutral: 2-2  
 01/20/48 New York, N.Y.....W, 62-47  
 12/30/48 New York, N.Y.....W, 83-58  
 12/29/49 New York, N.Y.....L, 66-73  
 12/28/50 New York, N.Y. (#4).....L, 70-77

**LOUISIANA-LAFAYETTE — 25-13**

Home: 13-5 • Away: 7-7 • Neutral: 5-1  
**NOTE:** record does not include two ULL wins that were vacated due to NCAA sanctions  
 01/05/34 Lafayette.....W, 34-31  
 03/07/42 Bowling Green.....W, 49-43  
 (SIAA Tournament)  
 12/07/62 Bowling Green.....W, 79-66  
 12/04/71 Bowling Green.....L, 84-105  
 01/11/92 Lafayette\*.....L, 76-79  
 01/21/93 Lafayette\*.....L, 83-84  
 01/31/93 Bowling Green\*.....W, 121-92  
 01/24/94 Bowling Green\*.....W, 91-87  
 02/05/94 Lafayette\*.....W, 78-62  
 03/08/94 Bowling Green.....L, 72-78  
 (Sun Belt Conference Tournament)  
 01/07/95 Bowling Green\*.....W, 83-74  
 01/21/95 Lafayette\*.....W, 87-82  
 03/04/95 Little Rock, Ark.....W, 87-72  
 (Sun Belt Conference Tournament)  
 02/10/96 Lafayette\*.....L, 85-95  
 02/18/96 Bowling Green\*.....W, 85-78  
 03/02/96 Little Rock, Ark.....L, 94-98  
 (Sun Belt Conference Tournament)  
 01/11/97 Lafayette\*.....W, 86-80  
 02/11/97 Bowling Green\*.....W, 80-78  
 01/03/98 Bowling Green\*.....L, 61-66  
 02/07/98 Lafayette\*.....L, 76-91  
 01/16/99 Bowling Green\*.....L, 62-66

02/06/99 Lafayette\*.....L, 50-66  
 02/27/99 Lafayette.....W, 80-73  
 (Sun Belt Conference Tournament)  
 01/29/00 Bowling Green\*.....L, 77-86  
 02/17/00 Lafayette\*.....L, 64-72  
 01/06/01 Bowling Green\*.....W, 79-62  
 03/05/01 Mobile, Ala.....W, 82-75  
 (Sun Belt Conference Tournament)  
 01/10/02 Bowling Green\*.....W, 63-62  
 03/05/02 New Orleans, La.....W, 76-70  
 (Sun Belt Conference Tournament)  
 02/26/03 Lafayette\*.....W, 69-66  
 01/29/04 Bowling Green\*.....L, 102-110#  
 01/27/05 Lafayette\*.....L, 76-91#  
 01/26/06 Bowling Green\*.....W, 94-81  
 03/06/06 Murfreesboro, Tenn.....W, 80-72  
 (Sun Belt Conference Tournament)  
 01/13/07 Bowling Green\*.....W, 82-72  
 01/19/08 Lafayette\*.....W, 69-66  
 01/22/09 Bowling Green\*.....W, 73-68  
 12/31/09 Bowling Green\*.....W, 77-65  
 02/19/11 Lafayette\*.....L, 64-67  
 03/06/11 Hot Springs, Ark.....W, 81-76  
 (Sun Belt Conference Tournament)

**ULM — 6-1**

Home: 3-0 • Away: 2-1 • Neutral: 1-0  
 01/31/07 Bowling Green\*.....W, 103-96  
 01/10/08 Monroe\*.....W, 71-44  
 02/23/08 Bowling Green\*.....W, 86-75  
 02/05/09 Monroe\*.....W, 64-55  
 02/04/10 Monroe\*.....L, 66-67  
 02/05/11 Bowling Green\*.....W, 81-61  
 03/05/11 Hot Springs, Ark.....W, 66-50  
 (Sun Belt Conference Tournament)

**LOUISIANA COLLEGE — 5-0**

Home: 3-0 • Away: 1-0 • Neutral: 1-0  
 03/01/32 Jackson, Miss.....W, 53-29  
 (SIAA Tournament)  
 01/04/34 .....W, 38-20  
 02/13/36 Bowling Green.....W, 31-21  
 12/06/67 Bowling Green.....W, 80-50  
 11/30/68 Bowling Green.....W, 87-71

**LOUISIANA NORMAL — 6-1**

Home: 4-0 • Away: 1-0 • Neutral: 1-1  
 02/26/31 Jackson, Miss.....L, 34-39  
 (SIAA Tournament)  
 01/06/34 .....W, 33-29  
 03/04/34 Jackson, Miss.....W, 43-41  
 (SIAA Tournament)  
 03/03/38 Bowling Green.....W, 45-30  
 (SIAA Tournament)  
 03/04/39 Bowling Green.....W, 44-33  
 (SIAA Tournament)  
 03/02/40 Bowling Green.....W, 39-33  
 (SIAA Tournament)  
 03/07/41 Bowling Green, Ky.....W, 67-46  
 (SIAA Tournament)

**LOUISIANA STATE — 0-2**

Home: 0-0 • Away: 0-2 • Neutral: 0-0  
 01/24/87 Baton Rouge.....L, 62-67  
 11/17/09 Baton Rouge.....L, 60-71  
 (Preseason NIT)

**LOUISIANA TECH — 15-13**

Home: 7-5 • Away: 6-6 • Neutral: 2-2  
 03/01/28 Chattanooga, Tenn.....L, 33-40  
 (SIAA Tournament)  
 01/03/34 Ruston.....L, 38-45  
 03/09/36 Jackson, Miss.....W, 60-41  
 (SIAA Tournament)



01/05/80 Ruston.....W, 63-59  
 11/28/83 Bowling Green.....L, 71-73 (2ot)  
 12/08/84 Bowling Green.....L, 54-59  
 (Wendy's Classic)  
 02/03/92 Ruston\*.....L, 79-91  
 02/13/92 Bowling Green\*.....W, 79-78 (ot)  
 03/07/92 Biloxi, Miss.....L, 60-74  
 (Sun Belt Conference Tournament)  
 01/09/93 Bowling Green\*.....W, 86-40  
 02/25/93 Ruston\*.....W, 76-54  
 02/10/94 Ruston\*.....W, 91-49  
 02/28/94 Bowling Green\*.....W, 70-47  
 01/19/95 Ruston\*.....W, 68-49  
 02/11/95 Bowling Green\*.....W, 63-50  
 01/27/96 Bowling Green\*.....W, 59-57  
 02/22/96 Ruston\*.....L, 66-72  
 02/01/97 Ruston\*.....W, 68-61  
 02/15/97 Bowling Green\*.....L, 61-94  
 01/05/98 Bowling Green\*.....W, 69-67  
 01/29/98 Ruston\*.....W, 49-46  
 02/04/99 Bowling Green\*.....L, 54-63  
 02/13/99 Ruston\*.....L, 71-87  
 02/28/99 Lafayette, La.....W, 76-66  
 (Sun Belt Conference Tournament)  
 01/27/00 Bowling Green\*.....L, 65-68  
 02/19/00 Ruston\*.....L, 66-72  
 01/18/01 Bowling Green\*.....W, 55-47  
 02/10/01 Ruston\*.....L, 72-73 (ot)

**LOUISVILLE — 39-35**

Home: 16-9 • Away: 18-23 • Neutral: 5-3  
 01/20/26 Louisville.....L, 27-28  
 02/17/26 Bowling Green.....W, 31-28  
 02/24/26 Winchester, Ky.....W, 40-32  
 (KIAC Tournament)  
 02/16/27 Louisville.....W, 46-25  
 02/14/28 Louisville.....L, 17-37  
 02/24/28 Winchester, Ky.....L, 29-35  
 (KIAC Tournament)  
 01/12/32 Louisville.....L, 13-27  
 02/20/32 Bowling Green.....W, 37-14  
 01/31/33 Louisville.....W, 39-31  
 02/08/33 Bowling Green.....W, 39-28  
 01/31/34 Bowling Green.....W, 43-34  
 02/16/34 Louisville.....L, 25-30  
 02/25/34 Louisville.....W, 13-12  
 (KIAC Tournament)  
 03/03/34 Jackson, Miss.....W, 31-27  
 (SIAA Tournament)  
 01/05/35 Bowling Green.....W, 41-25  
 02/09/35 Louisville.....W, 35-19  
 01/18/36 Louisville.....W, 31-25  
 02/07/36 Bowling Green.....W, 34-25  
 01/16/37 Bowling Green.....L, 25-33  
 01/19/38 Louisville.....W, 62-42  
 02/03/38 Bowling Green.....W, 53-32  
 01/17/39 Louisville.....W, 50-36  
 02/11/39 Bowling Green.....W, 57-30  
 02/24/39 Richmond, Ky.....W, 47-28  
 (KIAC Tournament)  
 01/17/40 Louisville.....W, 55-40  
 02/09/40 Bowling Green.....W, 54-40  
 01/17/41 Bowling Green.....W, 50-24  
 02/11/42 Louisville.....W, 62-39  
 01/08/44 Bowling Green.....W, 54-34  
 02/07/44 Bowling Green.....L, 31-37  
 01/10/45 Bowling Green.....W, 44-41  
 02/14/45 Louisville.....L, 41-66  
 11/24/45 Jeffersonville, Ind.....L, 45-51  
 (Ohio Valley Tournament)  
 02/02/46 Louisville.....L, 54-65  
 02/13/46 Bowling Green.....L, 54-65  
 02/21/46 Louisville.....L, 43-50  
 (KIAC Tournament)  
 01/11/47 Bowling Green.....W, 77-34

12/07/46 Louisville.....L, 52-60  
 03/04/47 Louisville.....W, 76-52  
 (KIAC Tournament)  
 01/14/48 Louisville.....W, 71-44  
 02/17/48 Bowling Green.....W, 77-55  
 02/28/48 Louisville.....W, 63-62  
 (KIAC Tournament)  
 01/10/49 Bowling Green\*.....W, 56-44  
 02/02/49 Louisville\*.....L, 64-70  
 02/26/49 Louisville.....W, 74-68  
 (Ohio Valley Conference Tournament)  
 01/11/50 Louisville.....L, 59-70  
 02/03/50 Bowling Green (#15).....W, 84-62  
 03/08/52 New York, N.Y. (#17).....W, 62-59  
 (National Invitation Tournament)  
 12/30/53 Louisville.....W, 89-71  
 (Kentucky Invitational Tournament)  
 12/28/55 Louisville (#11).....W, 86-77  
 (Kentucky Invitational Tournament)  
 12/13/60 Louisville (#9).....L, 71-86  
 (Bluegrass Tournament)  
 03/01/61 Louisville.....W, 96-80  
 03/07/62 Louisville.....L, 71-88  
 01/30/63 Louisville.....L, 66-81  
 12/26/74 Louisville (#4).....L, 81-107  
 (Holiday Classic)  
 12/14/79 Louisville (#12).....L, 74-96  
 (Holiday Classic)  
 02/28/81 Louisville.....L, 75-90  
 12/05/81 Bowling Green (#3).....L, 66-71  
 (Wendy's Classic)  
 02/26/83 Bowling Green (#5).....L, 62-73  
 02/22/84 Louisville.....L, 60-69  
 12/14/85 Louisville (#15).....L, 70-73  
 12/10/86 Bowling Green.....L, 58-60  
 01/18/88 Louisville.....L, 71-84  
 12/08/88 Bowling Green (#15).....L, 69-81  
 12/09/89 Louisville (#11).....L, 61-75  
 12/17/90 Bowling Green.....L, 79-86  
 02/16/93 Louisville (#22).....W, 78-77  
 12/22/93 Louisville.....L, 73-78 (ot)  
 11/22/98 Louisville.....L, 78-99  
 12/09/00 Louisville.....W, 68-65  
 12/04/03 Nashville, Tenn.....L, 63-93  
 11/30/08 Nashville, Tenn. (#3).....W, 68-54  
 12/19/09 Louisville.....L, 75-102  
 12/22/10 Bowling Green (#25).....L, 82-114

**LOYOLA (ILL.) — 1-0**

Home: 0-0 • Away: 0-0 • Neutral: 1-0  
 03/07/66 Kent, Ohio.....W, 105-86  
 (NCAA Tournament)

**LOYOLA (LA.) — 2-0**

Home: 1-0 • Away: 1-0 • Neutral: 0-0  
 01/24/53 New Orleans.....W, 84-75  
 02/09/53 Bowling Green.....W, 92-67

**MACMURRAY — 1-0**

Home: 1-0 • Away: 0-0 • Neutral: 0-0  
 01/10/76 Bowling Green.....W, 106-52

**MARQUETTE — 0-1**

Home: 0-0 • Away: 0-0 • Neutral: 0-1  
 03/13/76 Dayton, Ohio (#2).....L, 60-79  
 (NCAA Tournament)

**MARSHALL — 11-4**

Home: 6-0 • Away: 3-4 • Neutral: 2-0  
 01/15/44 Huntington.....W, 39-36  
 02/17/44 Bowling Green.....W, 61-48  
 01/27/45 Huntington.....L, 41-68  
 02/01/45 Bowling Green.....W, 67-45  
 11/24/45 Jeffersonville, Ind.....W, 51-45

(Ohio Valley Tournament)  
 12/14/45 Huntington.....L, 40-56  
 01/28/46 Bowling Green.....W, 61-49  
 02/02/52 Bowling Green\*.....W, 76-65  
 02/12/52 Huntington\*.....W, 87-82  
 02/22/52 Louisville, Ky.....W, 89-74  
 (Ohio Valley Conference Tournament)  
 01/28/60 Huntington.....L, 97-100 (ot)  
 02/06/61 Bowling Green.....W, 100-77  
 12/29/61 Huntington.....L, 84-89  
 02/21/04 Huntington.....W, 87-66  
 12/18/04 Bowling Green.....W, 70-54

**MARYLAND — 0-2**

Home: 0-0 • Away: 0-2 • Neutral: 0-0  
 12/29/71 College Park (#16).....L, 68-103  
 (Maryland Invitational)  
 12/28/77 College Park (#14).....L, 78-91  
 (Maryland Invitational)

**MARYVILLE — 1-0**

Home: 1-0 • Away: 0-0 • Neutral: 0-0  
 01/10/48 Bowling Green.....W, 77-37

**MASSACHUSETTS — 0-1**

Home: 0-0 • Away: 0-1 • Neutral: 0-0  
 12/17/94 Amherst (#5).....L, 72-91

**MCKENDREE — 2-0**

Home: 1-0 • Away: 1-0 • Neutral: 0-0  
 12/09/37 Lebanon.....W, 51-33  
 12/15/37 Bowling Green.....W, 37-28

**MEMPHIS — 9-9**

Home: 5-2 • Away: 2-5 • Neutral: 2-2  
 01/02/34 Memphis.....W, 28-16  
 01/25/34 Bowling Green.....W, 46-32  
 01/18/49 Bowling Green.....W, 78-51  
 01/23/54 Bowling Green.....W, 63-53  
 01/10/56 Memphis (#17).....L, 64-80  
 02/05/57 Memphis (#16).....L, 84-86  
 02/23/57 Bowling Green (#20).....L, 82-98  
 12/29/60 New Orleans, La. (#19).....L, 74-95  
 (Sugar Bowl Tournament)  
 12/28/63 Nashville, Tenn.....L, 83-88  
 (Vanderbilt Invitational)  
 12/11/65 Bowling Green.....W, 100-61  
 12/03/66 Memphis.....W, 52-44  
 01/04/75 Memphis.....L, 72-79  
 12/01/75 Bowling Green (#19).....W, 87-84  
 02/02/77 Memphis.....L, 75-97  
 12/05/77 Bowling Green.....L, 80-86  
 11/28/86 New York, N.Y.....W, 68-67  
 (Coca-Cola NIT)  
 03/18/93 Orlando, Fla.....W, 55-52  
 (NCAA Tournament)  
 12/04/10 Memphis (#14).....L, 61-77

**MERCER — 1-0**

Home: 1-0 • Away: 0-0 • Neutral: 0-0  
 12/05/86 Bowling Green.....W, 98-67  
 (Wendy's Classic)

**MIAMI (FLA.) — 13-1**

Home: 4-0 • Away: 8-1 • Neutral: 1-0  
 03/08/47 Bowling Green.....W, 55-46  
 (SIAA Tournament)  
 01/21/49 Coral Gables.....W, 78-45  
 01/22/49 Coral Gables.....W, 63-47  
 01/27/50 Coral Gables.....W, 66-61  
 01/28/50 Coral Gables.....W, 78-61  
 02/15/50 Bowling Green.....W, 79-57  
 02/16/50 Bowling Green.....W, 83-47  
 01/16/51 Bowling Green.....W, 89-47

SERIES RECORDS BY OPPONENT

01/26/51 Coral Gables .....W, 68-64  
 01/25/52 Coral Gables .....W, 102-74  
 01/22/53 Coral Gables .....L, 98-56  
 01/31/59 Coral Gables .....L, 95-109  
 03/08/60 Lexington, Ky.....W, 107-84  
 (NCAA Tournament)  
 12/28/66 Miami Beach, Fla.....W, 94-89  
 (Hurricane Classic)

**MIAMI (OHIO) — 2-0**

Home: 0-0 • Away: 1-0 • Neutral: 1-0  
 11/23/45 Jeffersonville, Ind. ....W, 31-25  
 (Ohio Valley Tournament)  
 12/18/45 Oxford.....W, 37-27

**MICHIGAN — 2-3**

Home: 0-1 • Away: 0-1 • Neutral: 2-1  
 03/11/66 Iowa City, Iowa .....L, 79-80  
 (NCAA Tournament)  
 11/27/76 Ann Arbor (#1).....L, 70-94  
 11/26/77 Bowling Green (#13).....L, 81-87  
 03/16/95 Dayton, Ohio .....W, 82-76 (ot)  
 (NCAA Tournament)  
 11/24/08 Anchorage, Alaska .....W, 73-69  
 (Carrs/Safeway Great Alaska Shootout)

**MICHIGAN STATE — 1-1**

Home: 0-0 • Away: 0-0 • Neutral: 1-1  
 12/14/68 Chicago, Ill.....W, 67-63  
 03/16/78 Dayton, Ohio (#4).....L, 69-90  
 (NCAA Tournament)

**MIDDLE TENNESSEE — 91-34**

Home: 51-12 • Away: 36-22 • Neutral: 4-0  
 1914-15 Murfreesboro .....W, 33-19  
 1914-15 Bowling Green.....L, 19-30  
 02/04/16 Bowling Green.....W, 32-21  
 02/05/16 Bowling Green.....L, 19-32  
 01/23/24 Murfreesboro .....L, 19-34  
 02/01/24 Bowling Green.....W, 29-24  
 01/15/25 Bowling Green.....L, 23-43  
 02/14/25 Murfreesboro .....L, 36-37  
 01/16/29 Murfreesboro .....L, 28-36  
 02/05/29 Bowling Green.....L, 25-28  
 02/04/30 Murfreesboro .....L, 33-35  
 01/20/31 Murfreesboro .....W, 43-29  
 02/06/31 Bowling Green.....W, 52-40  
 01/22/32 Bowling Green.....L, 23-32  
 02/16/32 Murfreesboro .....W, 28-26  
 01/11/33 Murfreesboro .....W, 43-29  
 01/27/33 Bowling Green.....W, 43-29  
 01/17/34 Bowling Green.....W, 41-32  
 01/29/34 Murfreesboro .....W, 52-29  
 01/30/35 Murfreesboro .....W, 35-25  
 02/16/35 Bowling Green.....W, 55-29  
 01/28/36 Bowling Green.....W, 36-14  
 02/18/36 Murfreesboro .....W, 47-27  
 01/15/37 Murfreesboro .....W, 48-28  
 01/20/37 Bowling Green.....W, 48-32  
 01/27/39 Murfreesboro .....W, 67-31  
 02/14/39 Bowling Green.....W, 66-29  
 01/13/40 Murfreesboro .....W, 60-26  
 02/17/40 Bowling Green.....W, 76-41  
 01/25/41 Murfreesboro .....W, 60-33  
 02/24/41 Bowling Green.....W, 59-38  
 12/02/52 Murfreesboro\*.....W, 87-57  
 02/17/53 Bowling Green\* .....W, 95-57  
 12/08/53 Murfreesboro\*.....W, 88-80  
 01/05/54 Bowling Green\* .....W, 98-67  
 01/06/55 Bowling Green\* .....W, 83-71  
 01/12/55 Murfreesboro\*.....L, 77-84  
 01/31/56 Murfreesboro\*.....W, 86-78  
 03/03/56 Bowling Green\* .....W, 100-85  
 01/30/57 Murfreesboro\*.....W, 79-72

03/02/57 Bowling Green\* .....W, 86-82  
 01/23/58 Bowling Green\* .....W, 69-67  
 02/18/58 Murfreesboro\*.....L, 75-81  
 01/19/59 Murfreesboro\*.....W, 89-65  
 02/28/59 Bowling Green\* .....W, 110-85  
 02/06/60 Murfreesboro\*.....W, 109-89  
 02/27/60 Bowling Green\* .....W, 109-80  
 12/01/60 Murfreesboro\*.....W, 70-67  
 02/27/61 Bowling Green\* .....W, 84-73  
 01/20/62 Bowling Green\* .....W, 89-69  
 02/13/62 Murfreesboro\*.....W, 87-81  
 12/10/62 Murfreesboro\*.....L, 82-86  
 02/12/63 Bowling Green\* .....W, 79-71  
 12/14/63 Bowling Green\* .....W, 90-54  
 02/18/64 Murfreesboro\*.....L, 84-93  
 12/21/64 Louisville, Ky.....W, 100-65  
 (Ohio Valley Conference Tournament, )  
 01/30/65 Bowling Green\* .....W, 134-84  
 02/18/65 Murfreesboro\*.....W, 94-83  
 01/31/66 Murfreesboro\*.....W, 93-56  
 02/28/66 Bowling Green\* .....W, 81-47  
 02/04/67 Murfreesboro\*.....W, 95-62  
 03/04/67 Bowling Green\* .....W, 55-46  
 12/01/67 Nashville, Tenn.....W, 91-76  
 (Ohio Valley Conference Tournament)  
 02/03/68 Murfreesboro\*.....L, 83-84  
 03/02/68 Bowling Green\* .....W, 94-71  
 02/01/69 Bowling Green\* .....W, 85-79  
 02/08/69 Murfreesboro\*.....W, 84-81  
 01/31/70 Murfreesboro\*.....W, 83-74  
 02/07/70 Bowling Green\* .....W, 72-60  
 01/30/71 Bowling Green\* .....W, 80-66  
 02/06/71 Murfreesboro\*.....W, 87-73  
 02/05/72 Murfreesboro\*.....L, 67-78  
 03/04/72 Bowling Green\* .....W, 85-71  
 02/03/73 Bowling Green\* .....W, 86-84  
 03/03/73 Murfreesboro\*.....L, 80-92  
 02/02/74 Murfreesboro\*.....L, 89-100  
 03/02/74 Bowling Green\* .....W, 85-75  
 02/01/75 Bowling Green\* .....L, 95-102  
 03/01/75 Murfreesboro\*.....L, 86-89  
 01/12/76 Murfreesboro\*.....W, 83-69  
 02/07/76 Bowling Green\* .....L, 65-71  
 03/04/76 Bowling Green.....W, 88-78  
 (Ohio Valley Conference Tournament)  
 01/29/77 Bowling Green\* .....L, 60-67  
 02/26/77 Murfreesboro\*.....W, 76-74  
 01/28/78 Murfreesboro\*.....L, 69-98  
 02/25/78 Bowling Green\* .....W, 87-78  
 01/27/79 Bowling Green\* .....W, 72-70 (2ot)  
 02/24/79 Murfreesboro\*.....L, 76-81  
 01/24/80 Murfreesboro\*.....W, 62-58  
 02/21/80 Bowling Green\* .....W, 81-79 (3ot)  
 01/22/81 Bowling Green\* .....W, 67-55  
 02/19/81 Murfreesboro\*.....L, 54-62  
 01/14/82 Bowling Green\* .....W, 65-49  
 02/13/82 Murfreesboro\*.....W, 75-64  
 03/06/82 Bowling Green.....L, 52-54  
 (Ohio Valley Conference Tournament)  
 12/08/82 Murfreesboro .....L, 57-65  
 12/30/83 Bowling Green.....W, 92-61  
 12/23/84 Murfreesboro .....W, 60-50  
 12/09/85 Bowling Green.....W, 86-74  
 12/03/98 Nashville, Tenn.....W, 51-45  
 02/01/01 Murfreesboro\*.....W, 71-63  
 02/24/01 Bowling Green\* .....W, 92-51  
 01/16/02 Murfreesboro\*.....W, 55-45  
 02/23/02 Bowling Green\* .....W, 65-61  
 01/04/03 Murfreesboro\*.....L, 65-69  
 03/01/03 Bowling Green\* .....W, 89-75  
 03/11/03 Bowling Green.....W, 64-52  
 (Sun Belt Conference Tournament)  
 02/05/04 Bowling Green\* .....W, 70-66  
 02/26/04 Murfreesboro\*.....L, 59-73  
 03/07/04 Bowling Green.....L, 62-76

(Sun Belt Conference Tournament)  
 02/03/05 Murfreesboro\*.....W, 61-56  
 02/24/05 Bowling Green\* .....W, 85-83 (ot)  
 01/07/06 Bowling Green\* .....W, 80-48  
 02/23/06 Murfreesboro\*.....L, 74-80  
 12/28/06 Murfreesboro\*.....W, 73-64  
 02/10/07 Bowling Green\* .....W, 65-53  
 01/02/08 Bowling Green\* .....W, 62-51  
 02/16/08 Murfreesboro\*.....W, 71-66  
 03/11/08 Mobile, Ala.....W, 67-57  
 (Sun Belt Conference Tournament)  
 01/15/09 Bowling Green\* .....W, 63-61  
 02/28/09 Murfreesboro\*.....W, 68-49  
 01/18/10 Murfreesboro\*.....L, 46-47  
 01/23/10 Bowling Green\* .....L, 74-84  
 02/10/11 Bowling Green\* .....L, 60-69  
 02/26/11 Murfreesboro\*.....L, 39-57

**MIDWESTERN — 1-0**

Home: 1-0 • Away: 0-0 • Neutral: 0-0  
 01/12/56 Bowling Green.....W, 66-65

**MILLSAPS — 1-1**

Home: 1-0 • Away: 0-0 • Neutral: 0-1  
 03/05/35 Jackson, Miss.....L, 29-31  
 (SIAA Tournament)  
 01/30/39 Bowling Green.....W, 45-19

**MINNESOTA — 0-1**

Home: 0-0 • Away: 0-0 • Neutral: 0-1  
 11/18/10 San Juan, P.R.....L, 77-95  
 (Puerto Rico Tip-Off)

**MISSISSIPPI COLLEGE — 4-1**

Home: 3-0 • Away: 0-1 • Neutral: 1-0  
 01/30/32 .....L, 33-37  
 01/28/35 Bowling Green.....W, 51-37  
 03/02/35 Jackson, Miss.....W, 46-18  
 (SIAA Tournament)  
 03/09/37 Bowling Green.....W, 60-25  
 (SIAA Tournament)  
 12/04/78 Bowling Green.....W, 56-53

**MISSISSIPPI STATE — 3-3**

Home: 2-1 • Away: 0-2 • Neutral: 1-0  
 01/22/41 Bowling Green.....W, 63-47  
 12/29/59 New Orleans, La.....W, 61-50  
 (Sugar Bowl Tournament)  
 12/04/99 Starkville.....L, 69-81  
 11/29/03 Bowling Green.....L, 75-81  
 (BB&T Classic)  
 01/05/09 Starkville.....L, 67-95  
 01/04/10 Bowling Green.....W, 55-52

**MISSISSIPPI VALLEY STATE — 3-0**

Home: 2-0 • Away: 1-0 • Neutral: 0-0  
 12/01/89 Bowling Green.....W, 87-58  
 (WKU Invitational)  
 11/29/97 Itta Bena .....W, 81-76  
 12/18/97 Bowling Green.....W, 75-66

**MISSOURI-KANSAS CITY — 1-0**

Home: 1-0 • Away: 0-0 • Neutral: 0-0  
 01/07/91 Bowling Green.....W, 91-75

**MONTANA — 2-0**

Home: 1-0 • Away: 1-0 • Neutral: 0-0  
 11/27/04 Bowling Green.....W, 72-46  
 12/06/06 Missoula .....W, 81-65

**MOREHEAD STATE — 73-32**

Home: 43-4 • Away: 20-24 • Neutral: 10-4

02/23/34	Louisville, Ky.....W, 32-30
	(KIAC Tournament)
02/23/35	Bowling Green.....W, 12-4
	(KIAC Tournament)
02/29/36	Bowling Green.....W, 74-36
	(KIAC Tournament)
02/01/38	Morehead.....W, 38-30
02/16/38	Bowling Green.....W, 42-25
02/26/38	Richmond, Ky.....W, 46-25
	(KIAC Tournament)
02/25/39	Richmond, Ky.....W, 37-33
	(KIAC Tournament)
01/29/40	Bowling Green.....W, 44-34
02/24/40	Richmond, Ky.....W, 36-33
	(KIAC Tournament)
01/23/42	Morehead.....L, 49-56
02/09/42	Bowling Green.....W, 64-31
02/27/43	Richmond, Ky.....W, 46-35
	(KIAC Tournament)
01/14/44	Morehead.....L, 29-34
01/26/44	Bowling Green.....W, 41-35
01/26/45	Morehead.....L, 58-72
02/20/45	Bowling Green.....W, 36-34
01/26/46	Bowling Green.....W, 62-40
02/18/46	Morehead.....L, 49-53
02/04/47	Bowling Green.....W, 69-41
02/14/47	Morehead.....W, 50-37
12/13/47	Bowling Green.....W, 78-40
02/19/48	Morehead.....W, 43-40
12/13/48	Morehead*.....W, 66-51
02/17/49	Bowling Green*.....W, 69-48
12/03/49	Morehead*.....W, 58-47
02/07/50	Bowling Green*.....W, 77-65
12/18/50	Morehead*.....L, 63-70
02/19/51	Bowling Green*.....W, 95-73
12/10/51	Morehead*.....W, 65-54
02/05/52	Morehead*.....W, 80-72
12/08/52	Bowling Green*.....W, 56-33
12/13/52	Morehead*.....W, 79-66
02/27/53	Louisville, Ky.....W, 76-65
	(Ohio Valley Conference Tournament)
12/12/53	Bowling Green*.....W, 98-77
02/08/54	Morehead*.....W, 88-75
02/25/54	Louisville, Ky.....W, 97-79
	(Ohio Valley Conference Tournament)
12/04/54	Morehead*.....L, 79-89
02/19/55	Bowling Green*.....W, 96-75
01/21/56	Bowling Green*.....W, 86-80
02/25/56	Morehead*.....L, 72-73
03/08/56	Louisville, Ky.....L, 80-84
	(Ohio Valley Conference Playoff)
02/16/57	Bowling Green*.....W, 97-81
02/20/57	Morehead*.....L, 81-87
12/14/57	Bowling Green*.....W, 101-70
02/14/58	Morehead*.....L, 60-75
12/13/58	Morehead*.....L, 78-86
02/14/59	Bowling Green*.....W, 88-74
12/15/59	Bowling Green*.....W, 70-68
02/13/60	Morehead*.....W, 85-72
12/15/60	Bowling Green*.....W, 83-77
02/21/61	Morehead*.....L, 94-100
03/08/61	Louisville, Ky.....L, 72-80 (ot)
	(Ohio Valley Conference Playoff)
01/18/62	Morehead*.....W, 80-79
02/19/62	Bowling Green*.....W, 77-51
01/16/63	Morehead*.....L, 71-87
02/05/63	Bowling Green*.....L, 71-81
01/23/64	Bowling Green*.....W, 80-74
02/11/64	Morehead*.....L, 95-102 (ot)
01/18/65	Bowling Green*.....W, 93-65
02/13/65	Morehead*.....L, 55-66
12/20/65	Louisville, Ky.....W, 80-55
	(Ohio Valley Conference Tournament)

01/17/66	Morehead*.....W, 45-35
02/19/66	Bowling Green*.....W, 73-58
12/20/66	Louisville, Ky.....W, 80-77 (ot)
	(Ohio Valley Conference Tournament)
01/16/67	Bowling Green*.....W, 100-69
02/18/67	Morehead*.....W, 86-65
01/15/68	Morehead*.....L, 72-88
02/17/68	Bowling Green*.....W, 80-76
01/2/67	Nashville, Tenn.....L, 75-83
	(Ohio Valley Conference Tournament)
01/13/69	Bowling Green*.....W, 87-86 (ot)
02/22/69	Morehead*.....L, 77-78
01/12/70	Morehead*.....W, 86-83
02/21/70	Bowling Green*.....W, 98-74
01/11/71	Bowling Green*.....W, 85-63
02/20/71	Morehead*.....W, 89-70
01/22/72	Morehead*.....W, 77-74
02/21/72	Bowling Green*.....W, 103-97 (ot)
03/07/72	Frankfort, Ky.....L, 79-82
	(Ohio Valley Conference Playoff)
01/22/73	Bowling Green*.....L, 69-85
02/17/73	Morehead*.....L, 93-112
01/21/74	Morehead*.....L, 74-93
02/16/74	Bowling Green*.....L, 84-86
01/18/75	Bowling Green*.....W, 81-76
02/17/75	Morehead*.....W, 99-86
01/26/76	Morehead*.....L, 71-82
02/21/76	Bowling Green*.....W, 100-82
03/05/76	Bowling Green.....W, 65-60
	(Ohio Valley Conference Tournament)
01/15/77	Bowling Green*.....L, 65-81
02/12/77	Morehead*.....L, 74-88
01/09/78	Morehead*.....W, 97-82
02/04/78	Bowling Green*.....W, 106-69
01/17/79	Bowling Green*.....W, 78-76
02/03/79	Morehead*.....L, 81-83
03/02/79	Richmond, Ky.....W, 90-85
	(Ohio Valley Conference Tournament)
01/31/80	Bowling Green*.....W, 86-79
02/11/80	Morehead*.....L, 73-76
01/24/81	Bowling Green*.....W, 75-68
01/31/81	Morehead*.....W, 77-65
01/07/82	Morehead*.....L, 57-59
02/06/82	Bowling Green*.....W, 68-53
03/05/82	Bowling Green.....W, 95-87
	(Ohio Valley Conference Tournament)
11/27/82	Bowling Green.....W, 66-64
01/31/84	Morehead.....L, 65-69
12/29/84	Bowling Green.....W, 80-49
12/21/85	Morehead.....W, 75-68

**MORRIS BROWN — 1-0**

Home: 1-0 • Away: 0-0 • Neutral: 0-0

02/03/02	Bowling Green.....W, 92-53
----------	----------------------------

**MORTON-ELLIOTT — 1-0**

Home: 1-0 • Away: 0-0 • Neutral: 0-0

02/02/24	Bowling Green.....W, 45-12
----------	----------------------------

**MURRAY STATE — 97-51**

Home: 58-12 • Away: 30-31 • Neutral: 9-8

01/25/32	Murray.....L, 24-26
02/01/32	Bowling Green.....L, 26-38
02/02/32	Bowling Green.....L, 21-34
03/02/32	Jackson, Miss.....L, 27-40
	(SIAA Tournament)
01/20/33	Murray.....W, 35-28
01/21/33	Murray.....L, 20-42
02/18/33	Bowling Green.....L, 37-54
02/25/33	Winchester, Ky.....W, 30-17
	(KIAC Tournament)
01/23/34	Murray.....W, 25-20
02/06/34	Bowling Green.....W, 30-24
01/12/35	Bowling Green.....W, 32-29
02/12/35	Murray.....W, 44-24

02/23/35	Bowling Green.....W, 23-20
	(KIAC Tournament)
01/15/36	Murray.....L, 15-31
02/15/36	Bowling Green.....W, 29-23
02/28/36	Bowling Green.....W, 55-31
	(KIAC Tournament)
03/10/36	Jackson, Miss.....L, 26-28
	(SIAA Tournament)
02/06/37	Bowling Green.....W, 46-25
02/11/37	Murray.....L, 26-31
02/27/37	Richmond, Ky.....W, 30-18
	(KIAC Tournament)
03/10/37	Bowling Green.....W, 37-32
	(SIAA Tournament)
01/22/38	Bowling Green.....W, 29-26
02/05/38	Murray.....L, 18-30
02/26/38	Richmond, Ky.....W, 35-23
	(KIAC Tournament)
03/05/38	Bowling Green.....W, 44-39
	(SIAA Tournament)
01/14/39	Murray.....W, 38-36
02/04/39	Bowling Green.....W, 46-36
01/20/40	Bowling Green.....W, 39-30
02/10/40	Murray.....L, 30-36
03/02/40	Bowling Green.....W, 25-23
	(SIAA Tournament)
01/18/41	Murray.....W, 38-34
02/08/41	Bowling Green.....L, 34-38
03/01/41	Richmond, Ky.....L, 32-41
	(KIAC Tournament)
03/08/41	Bowling Green.....W, 45-41
	(SIAA Tournament)
01/17/42	Bowling Green.....W, 29-27
02/07/42	Murray.....L, 37-43
02/26/42	Richmond, Ky.....W, 46-44
	(KIAC Tournament)
01/20/43	Bowling Green.....W, 56-33
02/17/43	Murray.....L, 28-41
02/27/43	Richmond, Ky.....W, 42-39
	(KIAC Tournament)
01/22/44	Murray.....W, 36-35
02/05/44	Bowling Green.....W, 47-38
01/17/45	Bowling Green.....W, 38-30
02/10/45	Murray.....W, 37-33
01/19/46	Murray.....L, 27-55
02/09/46	Bowling Green.....W, 66-41
02/01/47	Bowling Green.....W, 66-32
02/08/47	Murray.....W, 54-47
02/07/48	Murray.....W, 59-46
02/14/48	Bowling Green.....W, 76-65
02/05/49	Bowling Green*.....W, 61-47
02/14/49	Murray*.....W, 73-54
01/14/50	Murray*.....W, 58-52
02/11/50	Bowling Green*.....W, 54-50
02/25/50	Louisville, Ky.....W, 58-54
	(Ohio Valley Conference Tournament)
01/13/51	Bowling Green*.....W, 65-56
02/10/51	Murray*.....L, 70-77
02/24/51	Louisville, Ky.....L, 77-78
	(Ohio Valley Conference Tournament)
01/12/52	Murray*.....W, 77-64
02/16/52	Bowling Green*.....W, 97-63
02/23/52	Louisville, Ky.....W, 47-45
	(Ohio Valley Conference Tournament)
01/10/53	Bowling Green*.....W, 62-57
02/14/53	Murray*.....L, 67-77
01/09/54	Murray*.....W, 57-43
02/13/54	Bowling Green*.....W, 104-68
12/28/54	Louisville, Ky.*.....W, 98-89
	(Kentucky Invitational Tournament)
01/08/55	Murray*.....W, 71-70
02/12/55	Bowling Green*.....W, 85-80
02/25/55	Louisville, Ky.....L, 72-77
	(Ohio Valley Conference Tournament)
12/29/55	Louisville, Ky.*.....L, 69-74



(Kentucky Invitational Tournament)  
 01/07/56 Bowling Green\* .....W, 88-77  
 02/11/56 Murray\* .....L, 70-74  
 01/05/57 Murray\* .....W, 90-78  
 02/09/57 Bowling Green\* .....W, 60-58  
 01/04/58 Bowling Green\* .....L, 55-57  
 02/08/58 Murray\* .....W, 70-64  
 01/17/59 Bowling Green\* .....W, 87-77 (2ot)  
 02/21/59 Murray\* .....W, 75-62  
 01/16/60 Murray\* .....L, 72-87  
 02/20/60 Bowling Green\* .....W, 65-57  
 01/14/61 Bowling Green\* .....W, 79-77  
 02/18/61 Murray\* .....L, 87-95  
 01/13/62 Murray\* .....W, 72-61  
 02/17/62 Bowling Green\* .....W, 96-77  
 01/12/63 Bowling Green\* .....L, 70-73  
 02/16/63 Murray\* .....L, 74-87  
 01/18/64 Murray\* .....W, 77-86  
 02/22/64 Bowling Green\* .....L, 77-85  
 12/23/64 Louisville, Ky.....L, 68-77  
 (Ohio Valley Conference Tournament)  
 01/05/65 Bowling Green\* .....W, 71-70 (ot)  
 02/27/65 Murray\* .....L, 91-103  
 02/05/66 Murray\* .....W, 101-84  
 02/26/66 Bowling Green\* .....W, 71-59  
 12/19/66 Louisville, Ky.....W, 94-83  
 (Ohio Valley Conference Tournament)  
 02/06/67 Bowling Green\* .....W, 88-79 (ot)  
 02/25/67 Murray\* .....L, 69-75  
 12/02/67 Nashville, Tenn.....L, 75-83  
 (Ohio Valley Conference Tournament)  
 02/05/68 Bowling Green\* .....W, 79-78  
 02/24/68 Murray\* .....W, 86-83  
 02/03/69 Bowling Green\* .....W, 84-82  
 03/01/69 Murray\* .....L, 79-89  
 01/19/70 Bowling Green\* .....W, 85-75  
 02/28/70 Murray\* .....W, 77-75  
 01/23/71 Murray\* .....L, 71-73  
 02/27/71 Bowling Green\* .....W, 73-59  
 01/31/72 Murray\* .....W, 71-70  
 02/26/72 Bowling Green\* .....W, 73-68  
 01/27/73 Murray\* .....L, 80-99  
 02/26/73 Bowling Green\* .....W, 67-66  
 01/26/74 Bowling Green\* .....W, 79-75 (ot)  
 02/25/74 Murray\* .....W, 76-69  
 01/27/75 Bowling Green\* .....W, 93-92  
 02/22/75 Murray\* .....W, 96-91  
 01/31/76 Bowling Green\* .....W, 92-68  
 02/19/76 Murray\* .....W, 70-68  
 01/24/77 Bowling Green\* .....L, 87-89 (2ot)  
 02/19/77 Murray\* .....W, 82-81  
 01/21/78 Bowling Green\* .....W, 91-75  
 02/20/78 Murray\* .....W, 100-98 (ot)  
 01/20/79 Murray\* .....L, 65-67  
 02/19/79 Bowling Green\* .....L, 64-66  
 01/17/80 Bowling Green\* .....W, 68-48  
 02/16/80 Murray\* .....W, 56-55  
 03/01/80 Bowling Green.....W, 54-51  
 (Ohio Valley Conference Tournament)  
 01/15/81 Murray\* .....L, 57-59 (ot)  
 02/14/81 Bowling Green\* .....W, 66-44  
 03/07/81 Bowling Green.....W, 71-67  
 (Ohio Valley Conference Tournament)  
 01/03/82 Bowling Green\* .....W, 71-54  
 01/30/82 Murray\* .....L, 60-63  
 02/04/85 Murray\* .....L, 67-69  
 01/06/86 Bowling Green.....W, 80-58  
 01/12/88 Murray\* .....W, 50-49  
 12/03/88 Bowling Green.....W, 79-75  
 (WKU Invitational)  
 11/29/89 Bowling Green.....L, 64-66  
 12/01/90 Murray\* .....L, 91-97  
 12/19/91 Bowling Green.....W, 93-89  
 12/21/97 Bowling Green.....L, 75-86  
 12/19/98 Murray\* .....L, 57-69

12/07/99 Bowling Green.....W, 92-70  
 12/05/00 Murray\* .....L, 81-83  
 11/24/01 Bowling Green.....W, 101-77  
 12/07/02 Murray\* .....L, 72-83  
 12/07/03 Bowling Green.....L, 95-100 (2ot)  
 12/04/04 Murray\* .....W, 82-72  
 11/17/07 Bowling Green.....W, 87-63  
 (BB&T Classic)  
 11/22/09 Murray\* .....L, 61-89  
 12/22/09 Bowling Green.....W, 83-72  
 12/18/10 Murray\* .....L, 60-69

**NEBRASKA — 3-1**

Home: 2-0 • Away: 0-1 • Neutral: 1-0  
 12/31/46 Bowling Green.....W, 74-56  
 03/14/86 Charlotte, NC.....W, 67-59  
 (NCAA Tournament)  
 01/06/07 Lincoln.....L, 71-82  
 12/05/07 Bowling Green.....W, 69-62 (ot)

**NEVADA — 0-1**

Home: 0-0 • Away: 0-0 • Neutral: 0-1  
 11/27/81 Fresno, Calif.....L, 70-84  
 (Sun Met Classic)

**UNLV — 0-1**

Home: 0-0 • Away: 0-0 • Neutral: 0-1  
 11/29/86 New York, N.Y.....L, 95-96 (2ot)  
 (Coca-Cola NIT)

**NEW HAMPSHIRE — 1-0**

Home: 1-0 • Away: 0-0 • Neutral: 0-0  
 12/04/81 Bowling Green.....W, 83-52  
 (Wendy's Classic)

**NEW MEXICO — 0-1**

Home: 0-0 • Away: 0-1 • Neutral: 0-0  
 12/02/00 Albuquerque.....L, 57-75

**NEW MEXICO STATE — 9-1**

Home: 7-0 • Away: 1-1 • Neutral: 1-0  
 12/10/56 Bowling Green.....W, 95-74  
 12/06/58 Bowling Green.....W, 79-60  
 01/06/62 Bowling Green.....W, 71-67  
 01/16/01 Bowling Green\* .....W, 72-61  
 01/13/02 Bowling Green\* .....W, 83-67  
 03/04/02 New Orleans, La.....W, 73-72  
 (Sun Belt Conference Tournament)  
 01/25/03 Las Cruces\* .....L, 82-92  
 03/10/03 Bowling Green.....W, 78-59  
 (Sun Belt Conference Tournament)  
 01/24/04 Bowling Green\* .....W, 73-58  
 01/29/05 Las Cruces\* .....W, 77-75

**NEW ORLEANS — 23-8**

Home: 12-2 • Away: 7-6 • Neutral: 4-0  
 01/30/92 New Orleans\* .....W, 68-67  
 02/02/93 New Orleans\* (#25).....L, 80-89  
 02/22/93 Bowling Green\* (#19).....L, 67-71  
 03/08/93 Biloxi, Miss. (#13).....W, 72-63  
 (Sun Belt Conference Tournament)  
 01/13/94 New Orleans\* .....L, 74-79  
 02/26/94 Bowling Green\* .....W, 61-52  
 01/13/95 New Orleans\* .....W, 81-57  
 02/13/95 Bowling Green\* .....W, 67-59  
 12/31/95 Bowling Green\* .....W, 94-80  
 02/01/96 New Orleans\* .....L, 82-90  
 01/09/97 New Orleans\* .....L, 45-78  
 01/25/97 Bowling Green\* .....L, 66-70  
 01/08/98 New Orleans\* .....W, 70-61  
 01/31/98 Bowling Green\* .....W, 75-55  
 01/09/99 Bowling Green\* .....W, 65-44  
 02/18/99 New Orleans\* .....L, 58-74  
 01/31/00 New Orleans\* .....W, 62-60 (ot)

02/21/00 Bowling Green\* .....W, 76-63  
 12/28/00 New Orleans\* .....W, 68-63  
 12/28/01 New Orleans\* .....W, 90-76  
 01/16/03 Bowling Green\* .....W, 78-59  
 01/22/04 New Orleans\* .....L, 64-78  
 01/20/05 Bowling Green\* .....W, 81-69  
 03/06/05 Denton, Texas .....W, 78-67  
 (Sun Belt Conference Tournament)  
 01/28/06 Bowling Green\* .....W, 72-57  
 03/05/06 Murfreesboro, Tenn.....W, 80-61  
 (Sun Belt Conference Tournament)  
 01/21/07 Bowling Green\* .....W, 73-70  
 01/23/08 New Orleans\* .....W, 73-55  
 01/17/09 Bowling Green\* .....W, 70-60  
 01/30/10 Bowling Green\* .....W, 76-56  
 03/06/10 Hot Springs, Ark. ....W, 83-58  
 (Sun Belt Conference Tournament)

**NEWBERRY — 1-0**

Home: 0-0 • Away: 0-0 • Neutral: 1-0  
 03/02/27 Charleston, S.C.....W, 35-24  
 (SIAA Tournament)

**NIAGARA — 1-2**

Home: 0-0 • Away: 0-0 • Neutral: 1-2  
 03/11/50 New York, N.Y.....W, 79-72  
 (National Invitation Tournament)  
 03/13/54 New York, N.Y.....L, 65-71  
 (National Invitational Tournament)  
 12/26/57 Oklahoma City, Okla.....L, 74-77 (ot)  
 (All-College Tournament)

**NORTH CAROLINA — 0-1**

Home: 0-0 • Away: 0-1 • Neutral: 0-0  
 11/17/93 Chapel Hill (#1).....L, 87-101  
 (Preseason NIT)

**NORTH CAROLINA CENTRAL — 1-0**

Home: 1-0 • Away: 0-0 • Neutral: 0-0  
 12/18/08 Bowling Green.....W, 84-53

**NORTH CAROLINA STATE — 1-1**

Home: 0-0 • Away: 0-1 • Neutral: 1-0  
 12/26/75 Raleigh (#9).....L, 98-110  
 12/30/91 Honolulu, Hawaii .....W, 84-82  
 (Aloha Invitational)

**NORTH DAKOTA — 1-0**

Home: 1-0 • Away: 0-0 • Neutral: 0-0  
 02/10/48 Bowling Green.....W, 62-47

**NORTH FLORIDA — 1-0**

Home: 1-0 • Away: 0-0 • Neutral: 0-0  
 12/08/93 Bowling Green.....W, 129-91

**NORTH TEXAS — 12-4**

Home: 6-2 • Away: 3-1 • Neutral: 3-1  
 02/03/01 Bowling Green\* .....W, 107-63  
 02/16/02 Bowling Green\* .....W, 100-76  
 03/02/02 New Orleans, La.....W, 82-68  
 (Sun Belt Conference Tournament)  
 02/08/03 Denton\* .....W, 85-70  
 02/14/04 Bowling Green\* .....W, 80-78  
 02/12/05 Denton\* .....W, 93-92  
 02/11/06 Bowling Green\* .....W, 97-71  
 12/19/06 Bowling Green\* .....L, 85-86  
 02/03/07 Denton\* .....L, 70-74  
 02/07/08 Denton\* .....W, 94-84  
 03/09/08 Mobile, Ala.....W, 84-70  
 (Sun Belt Conference Tournament)  
 01/31/09 Bowling Green\* .....W, 71-67  
 03/09/09 Hot Springs, Ark. ....W, 77-70  
 (Sun Belt Conference Tournament)  
 01/28/10 Bowling Green\* .....L, 83-84 (ot)



02/12/11 Bowling Green\* .....W, 87-76  
 03/07/11 Hot Springs, Ark. ....L, 62-81  
 (Sun Belt Conference Tournament)

**NORTHERN ARIZONA — 1-1**

Home: 1-0 • Away: 0-1 • Neutral: 0-0  
 02/18/06 Bowling Green.....W, 79-58  
 (BracketBusters presented by eBay)  
 12/01/07 Flagstaff.....L, 61-64

**NORTHERN IOWA — 3-0**

Home: 2-0 • Away: 1-0 • Neutral: 0-0  
 02/23/81 Bowling Green.....W, 69-64  
 02/27/82 Cedar Falls.....W, 75-67  
 12/03/82 Bowling Green.....W, 63-57  
 (Wendy's Classic)

**NORTHWESTERN (LA.) STATE — 3-0**

Home: 3-0 • Away: 0-0 • Neutral: 0-0  
 03/06/47 Bowling Green.....W, 82-50  
 (SIAA Tournament)  
 12/05/59 Bowling Green.....W, 89-60  
 12/12/61 Bowling Green.....W, 93-66

**NOTRE DAME — 1-0**

Home: 0-0 • Away: 1-0 • Neutral: 0-0  
 11/21/86 South Bend.....W, 80-63  
 (Coca-Cola NIT)

**OHIO — 3-1**

Home: 1-0 • Away: 0-1 • Neutral: 2-0  
 01/02/41 Bowling Green.....W, 57-41  
 12/15/45 Athens .....L, 42-65  
 12/27/55 Louisville, Ky.....W, 76-60  
 (Kentucky Invitational Tournament)  
 03/12/60 Louisville, Ky.....W, 97-87  
 (NCAA Tournament)

**OHIO STATE — 1-2**

Home: 0-0 • Away: 0-0 • Neutral: 1-2  
 03/11/60 Louisville, Ky. (#3) .....L, 79-98  
 (NCAA Tournament)  
 03/16/62 Iowa City, Iowa (#1).....L, 73-93  
 (NCAA Tournament)  
 03/20/71 Athens, Ga. (#10).....W, 81-78 (ot)  
 (NCAA Tournament)

**OKLAHOMA — 0-1**

Home: 0-0 • Away: 0-0 • Neutral: 0-1  
 12/29/98 Oklahoma City, Okla.....L, 62-72 (ot)  
 (All-College Tournament)

**OKLAHOMA CITY — 3-4**

Home: 2-1 • Away: 0-3 • Neutral: 1-0  
 02/16/55 Bowling Green.....W, 71-59  
 12/17/55 Oklahoma City (#20) .....L, 87-92  
 01/07/57 Bowling Green (#11).....L, 78-85  
 02/11/57 Oklahoma City (#13) .....L, 67-96  
 01/08/58 Bowling Green.....W, 70-56  
 01/31/58 Oklahoma City.....L, 59-67  
 11/28/81 Fresno, Calif.....W, 51-49  
 (Sun Met Classic)

**OLD DOMINION — 15-12**

Home: 13-3 • Away: 2-7 • Neutral: 0-2  
 12/03/70 Bowling Green.....W, 96-82  
 12/06/71 Bowling Green.....W, 86-80  
 11/27/72 Bowling Green.....W, 133-106  
 12/01/73 Bowling Green.....W, 88-84  
 12/09/74 Bowling Green.....W, 102-87  
 12/08/75 Bowling Green.....W, 84-76  
 12/11/82 Norfolk\* .....L, 66-75  
 01/05/83 Bowling Green\* .....L, 59-61  
 12/19/83 Norfolk\* .....L, 68-75

02/09/84 Bowling Green\* .....W, 70-67  
 03/03/84 Birmingham, Ala. ....L, 72-78  
 (Sun Belt Conference Tournament)

01/05/85 Bowling Green\* .....W, 73-67  
 01/12/85 Norfolk\* .....L, 76-84  
 12/28/85 Bowling Green\* .....L, 59-62  
 02/06/86 Norfolk\* .....L, 61-74  
 02/03/87 Bowling Green\* .....W, 94-53  
 02/12/87 Norfolk\* .....W, 75-59  
 02/26/87 Bowling Green.....W, 60-58  
 (Sun Belt Conference Tournament)  
 01/04/88 Norfolk\* .....L, 66-80  
 02/10/88 Bowling Green\* .....L, 76-81  
 03/05/88 Richmond, Va. ....L, 84-86  
 (Sun Belt Conference Tournament)  
 01/28/89 Norfolk\* .....L, 64-99  
 02/25/89 Bowling Green\* .....W, 92-74  
 01/13/90 Bowling Green\* .....W, 69-65  
 02/10/90 Norfolk\* .....L, 62-86  
 01/17/91 Bowling Green\* .....W, 77-74  
 02/16/91 Norfolk\* .....W, 75-66

**ORAL ROBERTS — 2-0**

Home: 1-0 • Away: 1-0 • Neutral: 0-0  
 02/01/94 Bowling Green.....W, 87-55  
 02/20/95 Tulsa.....W, 83-71

**PACIFIC — 1-2**

Home: 1-1 • Away: 0-1 • Neutral: 0-0  
 12/23/54 Bowling Green.....W, 86-65  
 12/23/02 Stockton .....L, 57-70  
 12/10/05 Bowling Green.....L, 75-91

**PARSONS — 1-0**

Home: 1-0 • Away: 0-0 • Neutral: 0-0  
 12/02/65 Bowling Green.....W, 98-77

**PEABODY — 1-2**

Home: 0-2 • Away: 1-0 • Neutral: 0-0  
 01/18/24 Nashville.....W, 36-16  
 02/23/24 Bowling Green.....L, 12-57  
 01/31/25 Bowling Green.....L, 13-16

**PENNSYLVANIA — 0-1**

Home: 0-0 • Away: 0-0 • Neutral: 0-1  
 12/23/71 Louisville, Ky. (#13) .....L, 79-88

**PENN STATE — 1-0**

Home: 0-0 • Away: 0-0 • Neutral: 1-0  
 12/31/52 Louisville, Ky.....W, 91-78

**PITTSBURGH — 0-1**

Home: 0-0 • Away: 0-0 • Neutral: 0-1  
 12/28/56 Miami, Fla.....L, 81-85  
 (Orange Bowl Tournament)

**PRAIRIE VIEW A&M — 1-0**

Home: 1-0 • Away: 0-0 • Neutral: 0-0  
 12/22/88 Bowling Green.....W, 85-72

**PRESBYTERIAN — 2-0**

Home: 1-0 • Away: 0-0 • Neutral: 1-0  
 03/03/39 Bowling Green.....W, 51-27  
 (SIAA Tournament)  
 12/29/91 Honolulu, Hawaii .....W, 82-64  
 (Aloha Invitationa)

**PRINCETON — 1-0**

Home: 0-0 • Away: 0-0 • Neutral: 1-0  
 12/27/93 Indianapolis, Ind. ....W, 59-45  
 (Hoosier Classic)

**PROVIDENCE — 1-1**

Home: 1-0 • Away: 0-1 • Neutral: 0-0  
 01/10/73 Providence (#13).....L, 88-118  
 12/10/73 Bowling Green (#6) .....W, 89-84

**PURDUE — 1-3**

Home: 0-0 • Away: 0-1 • Neutral: 1-2  
 12/15/72 Los Angeles, Calif.....L, 75-91  
 (Trojan Classic)  
 12/14/74 Indianapolis, Ind. (#15).....L, 91-114  
 12/27/74 Louisville, Ky. (#15) .....W, 92-80  
 (Holiday Classic)  
 03/10/82 West Lafayette .....L, 65-72  
 (National Invitation Tournament)

**RADFORD — 2-0**

Home: 1-0 • Away: 1-0 • Neutral: 0-0  
 01/08/92 Radford.....W, 81-78  
 01/02/93 Bowling Green.....W, 88-58

**REGIS — 1-0**

Home: 1-0 • Away: 0-0 • Neutral: 0-0  
 01/29/54 Bowling Green.....W, 87-72

**RICE — 1-0**

Home: 0-0 • Away: 1-0 • Neutral: 0-0  
 12/06/80 Houston .....W, 76-63

**ROBERT MORRIS — 1-0**

Home: 1-0 • Away: 0-0 • Neutral: 0-0  
 01/31/77 Bowling Green.....W, 90-70

**ROLLINS — 4-0**

Home: 3-0 • Away: 1-0 • Neutral: 0-0  
 12/29/76 Winter Park.....W, 71-61  
 (Tangerine Bowl Tournament)  
 12/01/79 Bowling Green.....W, 104-73  
 11/29/82 Bowling Green.....W, 94-63  
 11/30/83 Bowling Green.....W, 78-67

**ST. AMBROSE — 1-0**

Home: 0-0 • Away: 1-0 • Neutral: 0-0  
 12/16/39 Davenport.....W, 40-32

**ST. BONAVENTURE — 3-4**

Home: 0-0 • Away: 1-0 • Neutral: 2-4  
 01/31/43 St. Bonaventure.....W, 65-32  
 12/30/50 Buffalo, N.Y.....L, 57-62  
 12/29/51 Buffalo, N.Y.....L, 60-73  
 03/10/52 New York, N.Y. (#15) .....L, 69-70  
 (National Invitation Tournament)  
 01/03/53 Oklahoma City, Okla. (#15) ...W, 94-63  
 (All-College Tournament)  
 12/19/53 Buffalo, N.Y.....W, 82-76  
 12/15/61 Louisville, Ky.....L, 65-66  
 (Bluegrass Tournament)

**ST. FRANCIS (N.Y.) — 1-0**

Home: 0-0 • Away: 0-0 • Neutral: 1-0  
 12/17/53 New York, N.Y.....W, 78-55

**ST. FRANCIS (PA.) — 5-0**

Home: 4-0 • Away: 1-0 • Neutral: 0-0  
 12/09/67 Bowling Green.....W, 95-73  
 12/09/68 Bowling Green.....W, 70-68  
 12/13/69 Loretto .....W, 97-67  
 12/07/84 Bowling Green.....W, 83-67  
 (Wendy's Classic)  
 12/20/02 Bowling Green.....W, 80-45

**ST. JOHN'S — 2-2**

Home: 0-0 • Away: 2-1 • Neutral: 0-1  
 01/21/47 New York.....W, 61-54  
 03/13/50 New York (#9).....L, 60-69  
 (National Invitation Tournament)  
 12/28/70 New York (#19).....W, 86-67  
 (ECAC Holiday Festival)  
 12/29/77 College Park, Md.....L, 63-80  
 (Maryland Invitational)

**SAINT JOSEPH'S — 6-2**

Home: 0-1 • Away: 6-1 • Neutral: 0-0  
 12/27/44 Philadelphia.....W, 81-48  
 01/25/47 Philadelphia.....W, 56-50  
 01/24/48 Philadelphia.....W, 84-73  
 01/01/49 Philadelphia.....W, 86-69  
 12/20/52 Philadelphia.....W, 88-83  
 11/27/99 Philadelphia.....L, 55-81  
 12/21/00 Bowling Green.....L, 68-74  
 11/12/10 Philadelphia.....W, 98-70

**ST. LOUIS — 1-3**

Home: 0-1 • Away: 0-1 • Neutral: 1-1  
 03/15/48 New York, N.Y.....L, 53-60  
 (National Invitation Tournament)  
 12/29/80 Hartford, Conn.....W, 57-54  
 (Connecticut Mutual Classic)  
 01/02/89 St. Louis.....L, 66-76  
 12/20/89 Bowling Green.....L, 65-77

**ST. MARY'S — 1-0**

Home: 0-0 • Away: 0-0 • Neutral: 0-0  
 02/25/22 \_\_\_\_\_ W, —

**ST. PETER'S — 1-0**

Home: 0-0 • Away: 0-0 • Neutral: 1-0  
 12/26/70 New York, N.Y.....W, 108-97  
 (ECAC Holiday Festival)

**SAMFORD — 7-0**

Home: 3-0 • Away: 3-0 • Neutral: 1-0  
 02/25/31 Jackson, Miss.....W, 34-26  
 (SIAA Tournament)  
 01/09/34 Birmingham.....W, 32-10  
 02/13/34 Bowling Green.....W, 28-21  
 01/07/35 Bowling Green.....W, 36-17  
 01/08/37 Birmingham.....W, 39-23  
 11/23/85 Bowling Green.....W, 80-47  
 12/13/86 Birmingham.....W, 94-57

**SAN DIEGO — 2-1**

Home: 1-0 • Away: 0-1 • Neutral: 1-0  
 01/05/89 Bowling Green.....W, 64-59  
 12/28/89 San Diego.....L, 66-72  
 03/23/08 Tampa, Fla.....W, 72-63  
 (NCAA Tournament)

**SAN FRANCISCO — 2-0**

Home: 0-0 • Away: 1-0 • Neutral: 1-0  
 12/19/56 Louisville, Ky. (#2).....W, 61-57  
 12/15/67 San Francisco.....W, 90-70  
 (Cable Car Classic)

**SANTA CLARA — 0-1**

Home: 0-0 • Away: 0-0 • Neutral: 0-1  
 12/16/67 San Francisco, Calif.....L, 68-75  
 (Cable Car Classic)

**SAVANNAH STATE — 1-0**

Home: 1-0 • Away: 0-0 • Neutral: 0-0  
 12/18/00 Bowling Green.....W, 103-60

**SETON HALL — 3-6**

Home: 0-0 • Away: 0-0 • Neutral: 3-6  
 01/03/52 New York, N.Y. (#11).....L, 65-77  
 12/18/52 New York, N.Y. (#4).....L, 74-77  
 12/09/54 New York, N.Y.....L, 85-98  
 12/08/55 New York, N.Y.....L, 85-87  
 12/13/56 New York, N.Y.....L, 69-78  
 12/19/57 New York, N.Y.....W, 101-75  
 12/18/58 New York, N.Y.....L, 67-73  
 12/10/59 New York, N.Y.....W, 78-69  
 03/20/93 Orlando, Fla. (#6).....W, 72-68  
 (NCAA Tournament)

**SEWANEE — 1-0**

Home: 0-0 • Away: 0-0 • Neutral: 0-0  
 01/09/37 \_\_\_\_\_ W, 48-22

**SOUTH ALABAMA — 28-31**

Home: 14-11 • Away: 11-17 • Neutral: 3-3  
 01/31/83 Mobile\*.....L, 77-81  
 02/13/83 Bowling Green\*.....L, 64-65  
 02/04/84 Bowling Green\*.....L, 65-66  
 02/16/84 Mobile\*.....L, 71-73  
 01/17/85 Mobile\*.....L, 64-77  
 02/16/85 Bowling Green\*.....W, 64-61  
 02/01/86 Bowling Green\*.....W, 68-52  
 02/17/86 Mobile\*.....W, 53-51  
 01/26/87 Mobile\*.....W, 68-60  
 02/14/87 Bowling Green\*.....W, 85-70  
 01/16/88 Bowling Green\*.....W, 109-93  
 02/20/88 Mobile\*.....L, 80-95  
 01/08/89 Mobile\*.....L, 74-87  
 02/16/89 Bowling Green\*.....L, 92-96 (ot)  
 02/12/90 Mobile\*.....L, 57-70  
 02/24/90 Bowling Green\*.....W, 88-74  
 01/28/91 Mobile\*.....L, 78-82  
 02/21/91 Bowling Green\*.....L, 91-100  
 01/23/92 Bowling Green\*.....L, 72-84  
 02/05/92 Mobile\*.....L, 76-90  
 03/06/92 Biloxi, Miss.....W, 95-94  
 (Sun Belt Conference Tournament)  
 01/06/93 Mobile\*.....W, 88-83  
 01/24/93 Bowling Green\*.....L, 98-101  
 03/07/93 Biloxi, Miss.....W, 83-73  
 (Sun Belt Conference Tournament)  
 12/18/93 Mobile\*.....W, 81-71  
 01/06/94 Bowling Green\*.....L, 83-87  
 01/11/95 Mobile\*.....W, 85-64  
 02/18/95 Bowling Green\*.....W, 93-78  
 01/14/96 Bowling Green\*.....W, 75-64  
 02/24/96 Mobile\*.....L, 78-92  
 01/18/97 Bowling Green\*.....L, 66-68  
 02/22/97 Mobile\*.....L, 59-83  
 01/10/98 Mobile\*.....L, 48-68  
 02/21/98 Bowling Green\*.....L, 50-55  
 02/28/98 Lafayette, La.....L, 47-61  
 (Sun Belt Conference Tournament)  
 01/04/99 Mobile\*.....W, 75-61  
 02/20/99 Bowling Green\*.....W, 50-48  
 01/22/00 Bowling Green\*.....W, 92-88  
 02/09/00 Mobile\*.....L, 53-60  
 03/06/00 Little Rock, Ark.....L, 61-64  
 (Sun Belt Conference Tournament)  
 01/10/01 Mobile\*.....L, 66-74 (ot)  
 03/06/01 Mobile.....W, 64-54  
 (Sun Belt Conference Tournament)  
 12/30/01 Mobile\*.....L, 58-61  
 01/18/03 Bowling Green\*.....W, 85-69  
 01/10/04 Mobile\*.....L, 66-72  
 01/22/05 Bowling Green\*.....W, 79-76 (ot)  
 01/21/06 Mobile\*.....W, 74-73  
 03/07/06 Murfreesboro, Tenn.....L, 70-95  
 (Sun Belt Conference Tournament)  
 12/22/06 Bowling Green\*.....W, 73-51  
 02/08/07 Mobile\*.....L, 71-73 (ot)

01/05/08 Mobile\*.....L, 61-65  
 02/21/08 Bowling Green\*.....L, 64-69  
 12/18/08 Mobile\*.....W, 69-66  
 02/07/09 Bowling Green\*.....W, 67-59  
 03/10/09 Hot Springs, Ark.....W, 64-56  
 (Sun Belt Conference Tournament)  
 01/07/10 Mobile\*.....W, 67-64 (ot)  
 02/18/10 Bowling Green\*.....W, 99-69  
 01/20/11 Mobile\*.....W, 84-75  
 02/03/11 Bowling Green\*.....L, 76-80

**SOUTH CAROLINA — 1-6**

Home: 1-1 • Away: 0-3 • Neutral: 0-2  
 12/27/63 Nashville, Tenn.....L, 60-75  
 (Vanderbilt Invitational)  
 12/30/70 New York, N.Y. (#2).....L, 84-86  
 (ECAC Holiday Festival)  
 02/23/80 Columbia.....L, 65-73 (2ot)  
 11/28/80 Bowling Green.....W, 73-69  
 (Wendy's Classic)  
 03/15/06 Columbia.....L, 55-74  
 (National Invitation Tournament)  
 12/02/09 Columbia.....L, 56-74  
 11/27/10 Bowling Green.....L, 85-87 (2ot)

**SOUTH FLORIDA — 12-8**

Home: 7-2 • Away: 3-6 • Neutral: 2-0  
 01/22/83 Bowling Green\*.....W, 78-67  
 02/17/83 Tampa\*.....L, 74-77 (ot)  
 01/17/84 Bowling Green\*.....L, 58-60  
 01/28/84 Tampa\*.....L, 54-56  
 03/02/84 Birmingham, Ala.....W, 57-53  
 (Sun Belt Conference Tournament)  
 01/26/85 Tampa\*.....L, 68-73  
 02/14/85 Bowling Green\*.....W, 67-61  
 01/11/86 Tampa\*.....W, 57-45  
 02/13/86 Bowling Green\*.....W, 77-57  
 02/27/86 Birmingham, Ala.....W, 57-46  
 (Sun Belt Conference Tournament)  
 01/19/87 Tampa\*.....W, 61-46  
 01/29/87 Bowling Green\*.....W, 76-59  
 02/06/88 Bowling Green\*.....W, 82-61  
 02/15/88 Tampa\*.....L, 63-71  
 01/26/89 Bowling Green\*.....W, 82-61  
 02/02/89 Tampa\*.....W, 63-61  
 02/03/90 Bowling Green\*.....L, 58-59  
 02/19/90 Tampa\*.....L, 70-80  
 01/12/91 Tampa\*.....L, 86-87  
 02/18/91 Bowling Green\*.....W, 72-71

**SOUTH GEORGIA TEACHERS — 1-0**

Home: 0-0 • Away: 0-0 • Neutral: 0-0  
 01/08/36 \_\_\_\_\_ W, 44-26

**SOUTHEAST MISSOURI — 6-0**

Home: 3-0 • Away: 3-0 • Neutral: 0-0  
 01/03/38 Cape Girardeau.....W, 27-25  
 12/19/39 Cape Girardeau.....W, 39-33  
 12/13/40 Bowling Green.....W, 42-23  
 12/18/41 Cape Girardeau.....W, 47-36  
 12/11/42 Bowling Green.....W, 50-33  
 12/01/04 Bowling Green.....W, 74-53

**SOUTHEASTERN LOUISIANA — 5-0**

Home: 5-0 • Away: 0-0 • Neutral: 0-0  
 11/30/50 Bowling Green.....W, 73-59  
 11/30/51 Bowling Green.....W, 77-57  
 12/05/53 Bowling Green.....W, 84-60  
 12/19/61 Bowling Green.....W, 86-62  
 12/02/68 Bowling Green.....W, 101-62

**SOUTHERN BAPTIST SEMINARY — 2-0**

Home: 2-0 • Away: 0-0 • Neutral: 0-0  
 12/13/44 Bowling Green.....W, 52-37  
 11/17/45 Bowling Green.....W, 53-35

**SOUTHERN CALIFORNIA — 1-1**

Home: 1-0 • Away: 0-1 • Neutral: 0-0  
 12/06/86 Bowling Green.....W, 82-52  
 (Wendy's Classic)  
 12/28/87 Los Angeles.....L, 47-53

**SOUTHERN ILLINOIS — 11-11**

Home: 5-4 • Away: 4-6 • Neutral: 2-1  
 12/18/39 Carbondale.....L, 32-38  
 12/07/40 Madisonville, Ky.....W, 44-33  
 12/19/41 Carbondale.....W, 48-37  
 12/18/42 Carbondale.....W, 57-30  
 12/10/45 Paducah, Ky.....L, 48-53  
 12/09/46 New York, N.Y.....W, 62-48  
 01/14/63 Bowling Green.....L, 79-88  
 02/19/63 Carbondale.....L, 73-95  
 12/02/85 Bowling Green.....W, 77-67  
 02/18/87 Carbondale.....W, 78-58  
 12/21/87 Bowling Green.....W, 84-73  
 12/05/88 Carbondale.....W, 88-73  
 01/08/90 Bowling Green.....L, 62-72  
 11/24/90 Carbondale.....L, 80-98  
 11/27/91 Bowling Green.....L, 64-73  
 12/23/98 Bowling Green.....W, 78-69  
 11/20/99 Carbondale.....L, 67-82  
 12/09/06 Bowling Green.....L, 70-75  
 12/22/07 Carbondale.....L, 78-88  
 11/26/08 Bowling Green.....W, 79-70  
 01/25/10 Carbondale.....L, 63-68  
 12/11/10 Bowling Green.....W, 53-46

**SOUTHERN METHODIST — 2-0**

Home: 1-0 • Away: 0-0 • Neutral: 1-0  
 12/17/65 Nashville, Tenn.....W, 82-68  
 (Vanderbilt Invitational)  
 12/07/68 Bowling Green.....W, 92-79

**SOUTHERN MISSISSIPPI — 3-0**

Home: 2-0 • Away: 1-0 • Neutral: 0-0  
 12/08/58 Bowling Green.....W, 80-56  
 12/22/01 Hattiesburg.....W, 74-50  
 12/18/02 Bowling Green.....W, 64-54

**SOUTHERN PRESBYTERIAN — 2-0**

Home: 1-0 • Away: 1-0 • Neutral: 0-0  
 01/13/22 Bowling Green.....W, 28-25  
 01/27/23 \_\_\_\_\_.....W, 33-31

**SOUTHERN UTAH — 1-0**

Home: 0-0 • Away: 1-0 • Neutral: 0-0  
 02/08/93 Cedar City.....W, 96-73

**SOUTHWESTERN — 0-1**

Home: 0-0 • Away: 0-1 • Neutral: 0-0  
 02/09/28 Memphis.....L, 29-40

**STANFORD — 1-1**

Home: 0-0 • Away: 0-0 • Neutral: 1-1  
 12/29/56 Miami, Fla.....W, 76-66  
 (Orange Bowl Tournament)  
 03/14/02 St. Louis, Mo. (#24).....L, 68-84  
 (NCAA Tournament)

**STETSON — 6-2**

Home: 2-0 • Away: 2-1 • Neutral: 2-1  
 01/10/36 DeLand.....W, 24-20  
 01/11/36 DeLand.....W, 25-24  
 03/07/36 Jackson, Miss.....W, 50-36  
 (SIAA Tournament)

02/04/54 Bowling Green.....W, 81-63  
 12/02/72 Bowling Green.....W, 91-83  
 12/12/74 DeLand.....L, 66-68  
 12/30/76 Winter Park, Fla.....L, 70-71  
 (Tangerine Bowl Tournament)  
 12/15/84 Bloomington, Ind. ....W, 70-47  
 (Indiana Classic)

**SYRACUSE — 1-1**

Home: 0-0 • Away: 0-1 • Neutral: 1-0  
 03/11/78 Knoxville, Tenn. (#18).....W, 87-86 (ot)  
 (NCAA Tournament)  
 03/15/87 Syracuse (#10).....L, 86-104  
 (NCAA Tournament)

**TAMPA — 12-0**

Home: 7-0 • Away: 5-0 • Neutral: 0-0  
 01/09/36 Tampa.....W, 40-19  
 01/30/50 Tampa.....W, 79-59  
 12/14/50 Bowling Green.....W, 103-70  
 01/27/51 Tampa.....W, 67-64  
 01/28/52 Tampa.....W, 82-77  
 02/07/52 Bowling Green.....W, 79-70  
 01/26/53 Bowling Green.....W, 117-58  
 01/31/53 Bowling Green.....W, 104-56  
 01/30/59 Tampa.....W, 83-64  
 02/12/59 Bowling Green.....W, 89-57  
 02/08/64 Bowling Green.....W, 126-79  
 12/10/66 Bowling Green.....W, 123-57

**TEMPLE — 0-1**

Home: 0-0 • Away: 0-1 • Neutral: 0-0  
 12/28/43 Philadelphia.....L, 48-67

**TENNESSEE — 0-2**

Home: 0-0 • Away: 0-1 • Neutral: 0-1  
 12/16/06 Knoxville.....L, 79-93  
 12/15/07 Nashville, Tenn. (#11).....L, 82-88  
 (Sun Belt Classic)

**TENNESSEE-MARTIN — 2-1**

Home: 2-0 • Away: 0-1 • Neutral: 0-0  
 11/30/91 Bowling Green.....W, 75-61  
 11/29/96 Bowling Green.....W, 73-56  
 01/26/98 Martin.....L, 67-70

**TENNESSEE STATE — 7-0**

Home: 6-0 • Away: 1-0 • Neutral: 0-0  
 01/21/85 Bowling Green.....W, 86-56  
 01/13/86 Nashville.....W, 69-58  
 02/11/91 Bowling Green.....W, 74-56  
 02/25/95 Bowling Green.....W, 86-80  
 11/25/00 Bowling Green.....W, 90-66  
 11/19/04 Bowling Green.....W, 76-73 (ot)  
 (BB&T Classic)  
 11/19/06 Bowling Green.....W, 87-69  
 (Findlay Toyota Las Vegas Invitational)

**TENNESSEE TECH — 81-20**

Home: 42-6 • Away: 33-14 • Neutral: 6-0  
 3/10/22 Cookeville.....W, —  
 2/18/23 Bowling Green.....W, 33-8  
 1/12/33 Cookeville.....L, 32-35  
 1/18/33 Bowling Green.....W, 34-31  
 1/27/34 Bowling Green.....W, 36-21  
 2/17/34 Cookeville.....W, 30-22  
 02/05/35 Bowling Green.....W, 38-28  
 02/14/25 Cookeville.....W, 33-24  
 02/08/36 Cookeville.....W, 42-25  
 02/24/36 Bowling Green.....W, 48-21  
 02/04/37 Cookeville.....W, 32-24  
 02/16/37 Bowling Green.....W, 30-20  
 01/13/38 Cookeville.....W, 40-33  
 02/08/38 Bowling Green.....W, 31-19

01/12/39 Bowling Green.....W, 40-24  
 02/18/39 Cookeville.....W, 42-35  
 01/12/40 Cookeville.....W, 41-29  
 02/06/40 Bowling Green.....W, 38-28  
 01/08/41 Cookeville.....W, 42-16  
 02/04/41 Bowling Green.....W, 51-31  
 01/21/42 Bowling Green.....W, 32-31  
 02/05/42 Cookeville.....L, 34-45  
 03/06/42 Bowling Green.....W, 61-35  
 (SIAA Tournament)  
 01/15/43 Cookeville.....W, 60-24  
 02/26/44 Bowling Green.....W, 61-24  
 01/06/45 Bowling Green.....W, 41-31  
 01/23/45 Cookeville.....W, 41-31  
 01/09/46 Cookeville.....W, 60-31  
 01/30/46 Bowling Green.....W, 60-27  
 02/24/49 Louisville, Ky.....W, 73-42  
 (Ohio Valley Conference Tournament)  
 02/24/50 Louisville, Ky.....W, 79-60  
 (Ohio Valley Conference Tournament)  
 12/01/51 Bowling Green\*.....W, 89-62  
 01/16/52 Cookeville\*.....W, 64-55  
 01/13/53 Bowling Green\*.....W, 99-61  
 02/19/53 Cookeville\*.....W, 74-61  
 01/20/54 Cookeville\*.....W, 62-51  
 02/20/54 Bowling Green\*.....W, 108-63  
 01/24/55 Bowling Green\*.....W, 81-73  
 02/09/55 Cookeville\*.....W, 80-68  
 02/24/55 Louisville, Ky.....W, 80-65  
 (Ohio Valley Conference Tournament)  
 01/28/56 Cookeville\*.....L, 79-101  
 02/28/56 Bowling Green\*.....W, 86-75  
 03/07/56 Louisville, Ky.....W, 84-80  
 (Ohio Valley Conference Playoff)  
 01/15/57 Bowling Green\*.....W, 88-74  
 02/25/57 Cookeville\*.....W, 96-85  
 01/18/58 Cookeville\*.....L, 75-84 (ot)  
 02/11/58 Bowling Green\*.....L, 73-85  
 01/05/59 Bowling Green\*.....L, 73-81  
 02/10/59 Cookeville\*.....L, 74-83  
 01/12/60 Bowling Green\*.....W, 71-67  
 02/23/60 Cookeville\*.....W, 109-80  
 01/10/61 Cookeville\*.....W, 82-78  
 01/17/61 Bowling Green\*.....W, 88-75  
 01/09/62 Bowling Green\*.....W, 93-61  
 01/30/62 Cookeville\*.....L, 72-79  
 01/08/63 Cookeville\*.....L, 60-76  
 02/02/63 Bowling Green\*.....W, 107-83  
 01/14/64 Bowling Green\*.....L, 83-89  
 02/07/64 Cookeville\*.....L, 83-92 (ot)  
 01/09/65 Cookeville\*.....W, 87-78  
 02/08/65 Bowling Green\*.....W, 92-83  
 12/21/65 Louisville, Ky.....W, 78-63  
 (Ohio Valley Conference Tournament)  
 01/08/66 Cookeville\*.....W, 120-92  
 02/14/66 Bowling Green\*.....W, 85-72  
 01/07/67 Cookeville\*.....W, 91-80  
 02/13/67 Bowling Green\*.....W, 80-71  
 01/06/68 Bowling Green\*.....W, 78-72  
 02/12/68 Cookeville\*.....W, 75-74  
 01/06/69 Cookeville\*.....L, 80-86  
 02/17/69 Bowling Green\*.....W, 90-54  
 01/03/70 Bowling Green\*.....W, 99-70  
 02/16/70 Cookeville\*.....W, 100-64  
 01/04/71 Cookeville\*.....W, 95-82  
 02/13/71 Bowling Green\*.....W, 67-57  
 01/15/72 Bowling Green\*.....L, 72-75  
 02/14/72 Cookeville\*.....L, 71-81  
 01/15/73 Cookeville\*.....L, 90-96  
 02/10/73 Bowling Green\*.....W, 75-67  
 01/14/74 Bowling Green\*.....L, 59-60  
 02/09/74 Cookeville\*.....W, 78-77  
 01/11/75 Cookeville\*.....W, 84-80  
 02/10/75 Bowling Green\*.....W, 75-69  
 01/19/76 Bowling Green\*.....W, 88-69



SERIES RECORDS BY OPPONENT

02/14/76 Cookeville\* .....W, 105-97  
 01/08/77 Bowling Green\* .....L, 81-88  
 02/07/77 Cookeville\* .....W, 101-86  
 01/16/78 Bowling Green\* .....W, 86-75  
 02/13/78 Cookeville\* .....W, 81-69  
 01/15/79 Cookeville\* .....L, 68-75  
 02/12/79 Bowling Green\* .....W, 80-66  
 01/12/80 Bowling Green\* .....W, 97-72  
 02/09/80 Cookeville\* .....W, 75-56  
 01/10/81 Cookeville\* .....W, 65-51  
 02/07/81 Bowling Green\* .....W, 72-59  
 01/16/82 Bowling Green\* .....W, 51-50  
 02/11/82 Cookeville\* .....L, 64-70 (ot)  
 12/30/86 Bowling Green\* .....W, 102-46  
 12/12/87 Cookeville .....W, 57-52 (ot)  
 12/28/90 Bowling Green .....W, 103-97  
 12/05/92 Cookeville .....L, 92-99  
 12/30/02 Honolulu, Hawaii .....W, 74-51  
 (Outrigger Hotels Rainbow Classic)

**TEXAS — 0-2**

Home: 0-0 • Away: 0-0 • Neutral: 0-2  
 12/16/61 Louisville, Ky. ....L, 68-78  
 (Bluegrass Tournament)  
 03/17/94 Wichita, Kan. (#20) .....L, 77-91  
 (NCAA Tournament)

**TEXAS-EL PASO — 1-0**

Home: 0-0 • Away: 0-0 • Neutral: 1-0  
 12/19/69 Lawrence, Kan. ....W, 78-59  
 (Jayhawk Classic)

**TEXAS-PAN AMERICAN — 14-2**

Home: 9-0 • Away: 4-2 • Neutral: 1-0  
 01/05/29 Bowling Green .....W, 24-22  
 12/15/66 Bowling Green .....W, 78-64  
 02/08/92 Bowling Green\* .....W, 83-81  
 01/27/93 Bowling Green\* .....W, 105-49  
 02/13/93 Edinburg\* .....W, 98-68  
 01/22/94 Edinburg\* .....L, 77-83  
 03/02/94 Bowling Green\* .....W, 71-60  
 02/02/95 Edinburg\* .....W, 83-67  
 02/09/95 Bowling Green\* .....W, 65-48  
 03/05/95 Little Rock, Ark. ....W, 64-61  
 (Sun Belt Conference Tournament)  
 01/18/96 Edinburg\* .....W, 68-50  
 02/15/96 Bowling Green\* .....W, 63-51  
 12/23/96 Bowling Green\* .....W, 82-58  
 01/20/97 Edinburg\* .....W, 66-56  
 02/05/98 Edinburg\* .....L, 87-88  
 02/15/98 Bowling Green\* .....W, 88-85

**TEXAS CHRISTIAN — 1-1**

Home: 1-0 • Away: 0-1 • Neutral: 0-0  
 11/24/86 Bowling Green .....W, 96-90  
 (Coca-Cola NIT)  
 01/02/91 Fort Worth .....L, 80-86

**TEXAS TECH — 0-3**

Home: 0-1 • Away: 0-2 • Neutral: 0-0  
 12/01/71 Lubbock .....L, 87-95  
 12/01/72 Bowling Green .....L, 66-72 (ot)  
 12/04/80 Lubbock .....L, 58-68

**TEXAS WESLEYAN — 2-0**

Home: 2-0 • Away: 0-0 • Neutral: 0-0  
 12/04/62 Bowling Green .....W, 101-66  
 12/17/64 Bowling Green .....W, 118-87

**TOLEDO — 0-1**

Home: 0-0 • Away: 0-0 • Neutral: 0-1  
 12/12/68 New York, N.Y. ....L, 65-88  
 (Madison Square Garden)

**TOWSON — 1-0**

Home: 0-0 • Away: 0-0 • Neutral: 1-0  
 11/21/06 Las Vegas .....W, 95-72  
 (Findlay Toyota Las Vegas Invitational)

**TRANSYLVANIA — 9-0**

Home: 2-0 • Away: 3-0 • Neutral: 4-0  
 02/03/26 Lexington .....W, 31-24  
 02/07/30 Lexington .....W, 38-31  
 02/04/32 Lexington .....W, 26-20  
 02/11/32 Bowling Green .....W, 24-21  
 02/25/32 Winchester, Ky. ....W, 37-25  
 (KIAC Tournament)  
 02/23/33 Winchester, Ky. ....W, 43-23  
 (KIAC Tournament)  
 02/27/37 Richmond, Ky. ....W, 53-26  
 (KIAC Tournament)  
 01/07/39 Bowling Green .....W, 48-30  
 02/25/39 Richmond, Ky. ....W, 53-40  
 (KIAC Tournament)

**TROY — 8-5**

Home: 6-0 • Away: 2-4 • Neutral: 0-1  
 12/20/75 Bowling Green .....W, 88-72  
 01/19/06 Troy\* .....L, 49-76  
 01/03/07 Bowling Green\* .....W, 82-78 (ot)  
 02/17/07 Troy\* .....W, 75-74  
 12/29/07 Troy\* .....W, 94-90  
 02/13/08 Bowling Green\* .....W, 92-57  
 01/01/09 Bowling Green\* .....W, 99-76  
 02/14/09 Troy\* .....L, 82-87  
 01/21/10 Troy\* .....L, 69-77  
 02/06/10 Bowling Green\* .....W, 87-69  
 03/08/10 Hot Springs, Ark. ....L, 48-54  
 (Sun Belt Conference Tournament)  
 01/13/11 Troy\* .....L, 68-82  
 01/22/11 Bowling Green\* .....W, 77-58

**TULANE — 5-0**

Home: 1-0 • Away: 3-0 • Neutral: 1-0  
 12/28/57 Oklahoma City, Okla. ....W, 78-72  
 (All-College Tournament)  
 12/30/59 New Orleans .....W, 71-67  
 (Sugar Bowl Tournament)  
 12/30/60 New Orleans .....W, 81-60  
 (Sugar Bowl Tournament)  
 12/06/08 New Orleans .....W, 82-67  
 12/06/09 Bowling Green .....W, 62-48

**TULSA — 1-4**

Home: 0-1 • Away: 0-3 • Neutral: 1-0  
 12/30/52 Louisville, Ky. (#8) .....W, 79-70  
 12/15/55 Tulsa .....L, 56-67  
 01/19/89 Tulsa .....L, 56-64  
 02/04/95 Tulsa .....L, 68-70  
 12/04/95 Bowling Green .....L, 65-73

**UNION (KY.) — 12-1**

Home: 7-0 • Away: 2-1 • Neutral: 3-0  
 01/22/23 Bowling Green .....W, 25-22  
 01/30/24 Bowling Green .....W, 32-21  
 01/08/26 Bowling Green .....W, 26-21  
 01/16/34 Barbourville .....L, 27-29  
 01/17/36 Bowling Green .....W, 44-32  
 02/01/36 Barbourville .....W, 52-35  
 02/18/37 Barbourville .....W, 43-31  
 02/25/38 Richmond, Ky. ....W, 28-22  
 (KIAC Tournament)  
 03/04/38 Bowling Green .....W, 49-28  
 (SIAA Tournament)  
 02/23/40 Richmond, Ky. ....W, 44-39  
 (KIAC Tournament)  
 02/21/42 Bowling Green .....W, 59-50  
 03/01/42 Richmond, Ky. ....W, 43-41

(KIAC Tournament)  
 11/21/00 Bowling Green .....W, 75-45

**UNION (TENN.) — 12-0**

Home: 9-0 • Away: 3-0 • Neutral: 0-0  
 02/22/23 Jackson .....W, 23-18  
 02/07/28 Jackson .....W, 35-31  
 02/08/28 Jackson .....W, 35-32  
 02/18/29 Bowling Green .....W, 39-31  
 02/18/29 Bowling Green .....W, 34-30  
 01/08/32 Bowling Green .....W, 39-16  
 01/07/33 Bowling Green .....W, 31-25  
 01/15/35 Bowling Green .....W, 33-25  
 03/10/37 Bowling Green .....W, 40-33  
 (SIAA Tournament)  
 12/03/59 Bowling Green .....W, 123-71  
 01/23/65 Bowling Green .....W, 94-69  
 12/05/68 Bowling Green .....W, 89-54

**UTAH STATE — 2-0**

Home: 0-0 • Away: 0-0 • Neutral: 2-0  
 12/27/47 Louisville, Ky. ....W, 80-49  
 12/12/60 Louisville, Ky. ....W, 86-72  
 (Bluegrass Tournament)

**VANDERBILT — 11-14**

Home: 5-6 • Away: 5-8 • Neutral: 1-0  
 02/19/26 Bowling Green .....W, 34-29  
 01/08/27 Bowling Green .....L, 20-40  
 01/18/27 Nashville .....W, 26-25  
 01/11/30 Nashville .....L, 17-37  
 01/25/37 Bowling Green .....W, 40-27  
 02/02/37 Nashville .....W, 35-15  
 01/08/38 Nashville .....W, 39-25  
 01/24/38 Bowling Green .....W, 38-18  
 02/06/39 Nashville .....W, 51-31  
 02/17/39 Bowling Green .....L, 49-53  
 02/16/40 Bowling Green .....W, 36-25  
 01/21/46 Nashville .....W, 42-29  
 01/23/46 Bowling Green .....W, 45-32  
 01/02/63 Nashville .....L, 69-71  
 12/07/63 Bowling Green .....L, 60-82  
 12/08/64 Nashville .....L, 79-94  
 12/18/65 Nashville .....L, 69-72  
 (Vanderbilt Invitational)  
 12/01/66 Bowling Green .....L, 70-76  
 12/09/72 Nashville .....L, 88-103  
 (Vanderbilt Invitational)  
 11/29/80 Bowling Green .....L, 76-78  
 (Wendy's Classic)  
 12/18/99 Nashville .....L, 77-101  
 11/28/00 Bowling Green .....L, 66-70  
 (Area Bank Classic)  
 12/02/01 Nashville .....L, 75-80  
 12/11/09 Nashville (#24) .....W, 76-69  
 (Sommet Center)  
 12/01/10 Nashville .....L, 62-82

**VILLANOVA — 0-1**

Home: 0-0 • Away: 0-0 • Neutral: 0-1  
 03/25/71 Houston, Texas (#19) ....L, 89-92 (ot)  
 (NCAA Final Four)

**VIRGINIA — 1-1**

Home: 1-0 • Away: 0-1 • Neutral: 0-0  
 01/05/05 Charlottesville .....L, 79-80 (2ot)  
 01/02/06 Bowling Green .....W, 78-68

**VCU — 15-15**

Home: 11-4 • Away: 4-8 • Neutral: 0-3  
 12/04/69 Bowling Green .....W, 115-73  
 12/10/70 Bowling Green .....W, 96-71  
 12/11/71 Bowling Green .....W, 85-76  
 02/03/83 Bowling Green\* .....L, 57-70



02/19/83 Richmond\*.....L, 47-60  
 03/04/83 Birmingham, Ala. ....L, 55-57  
 (Sun Belt Conference Tournament)  
 01/21/84 Bowling Green\* .....L, 49-52  
 02/11/84 Richmond\*.....L, 67-69  
 01/10/85 Bowling Green\* (#18).....L, 58-72  
 02/21/85 Richmond\* (#17) .....L, 62-85  
 01/20/86 Bowling Green\* .....W, 62-60  
 02/22/86 Richmond\*.....L, 56-60  
 01/12/87 Richmond\*.....W, 79-70  
 01/17/87 Bowling Green\* .....W, 90-71  
 01/23/88 Richmond\*.....L, 74-79  
 02/18/88 Bowling Green\* .....L, 69-70  
 01/21/89 Bowling Green\* .....W, 91-87  
 02/18/89 Richmond\*.....L, 63-85  
 01/11/90 Richmond\*.....W, 57-44  
 02/15/90 Bowling Green\* .....W, 68-65  
 01/26/91 Richmond\*.....W, 83-75  
 02/23/91 Bowling Green\* .....W, 97-80  
 03/02/91 Mobile, Ala.....L, 89-100  
 (Sun Belt Conference Tournament)  
 03/02/92 Richmond .....W, 77-75  
 12/19/92 Bowling Green.....W, 84-78  
 11/24/95 San Juan, P.R.....L, 65-83  
 (San Juan Shootout)  
 11/18/98 Richmond .....L, 61-63  
 12/11/99 Bowling Green.....W, 75-58  
 11/26/02 Bowling Green.....W, 80-73 (ot)  
 (BB&T Classic)  
 11/25/03 Richmond .....L, 67-72

**VIRGINIA TECH — 1-2**

Home: 1-1 • Away: 0-1 • Neutral: 0-0  
 03/07/80 Bowling Green.....L, 85-89 (ot)  
 (NCAA Tournament)  
 02/06/83 Bowling Green.....W, 65-62  
 01/04/86 Blacksburg (#20).....L, 71-85

**WASHINGTON & LEE — 3-1**

Home: 1-0 • Away: 0-1 • Neutral: 2-0  
 12/22/39 Lexington.....L, 34-44  
 12/20/40 Louisville, Ky.....W, 26-22  
 12/29/41 Bowling Green.....W, 52-24  
 12/18/48 Louisville, Ky.....W, 89-43

**WEST ALABAMA — 2-0**

Home: 2-0 • Away: 0-0 • Neutral: 0-0  
 12/01/84 Bowling Green.....W, 78-38  
 12/15/01 Bowling Green.....W, 103-40

**WEST GEORGIA — 0-1**

Home: 0-1 • Away: 0-0 • Neutral: 0-0  
 12/04/72 Bowling Green.....L, 88-89

**WEST TEXAS STATE — 1-1**

Home: 1-1 • Away: 0-0 • Neutral: 0-0  
 12/12/50 Bowling Green.....W, 74-46  
 12/17/63 Bowling Green.....L, 83-84

**WEST VIRGINIA — 1-2**

Home: 0-0 • Away: 0-0 • Neutral: 1-2  
 03/25/42 New York, N.Y.....L, 45-47  
 (National Invitation Tournament)  
 01/24/59 Louisville, Ky. (#10).....L, 72-74  
 03/13/87 Syracuse, N.Y.....W, 64-62  
 (NCAA Tournament)

**WEST VIRGINIA TECH — 1-0**

Home: 1-0 • Away: 0-0 • Neutral: 0-0  
 02/08/04 Bowling Green.....W, 96-48

**WESTERN CAROLINA — 2-0**

Home: 2-0 • Away: 0-0 • Neutral: 0-0  
 12/04/42 Bowling Green.....W, 64-35  
 11/25/88 Bowling Green.....W, 84-64

**WICHITA STATE — 3-1**

Home: 0-0 • Away: 3-1 • Neutral: 0-0  
 12/13/41 Wichita.....W, 36-9  
 02/13/57 Wichita.....W, 82-76  
 02/01/58 Wichita.....W, 96-85  
 03/19/05 Wichita.....L, 81-84  
 (National Invitation Tournament)

**WISCONSIN — 0-1**

Home: 0-0 • Away: 0-0 • Neutral: 0-1  
 11/25/89 San Juan, P.R.....L, 62-73  
 (San Juan Sunshine Shootout)

**WISCONSIN-GREEN BAY — 0-2**

Home: 0-1 • Away: 0-1 • Neutral: 0-0  
 12/23/95 Bowling Green.....L, 56-59 (ot)  
 12/07/96 Green Bay .....L, 53-56

**WISCONSIN-MILWAUKEE — 2-1**

Home: 1-1 • Away: 0-0 • Neutral: 1-0  
 12/10/77 Bowling Green.....L, 70-73  
 01/06/79 Bowling Green.....W, 89-66  
 11/16/09 Baton Rouge, La. ....W, 69-65  
 (Preseason NIT)

**WOFFORD — 1-0**

Home: 1-0 • Away: 0-0 • Neutral: 0-0  
 03/01/40 Bowling Green.....W, 55-21  
 (SIAA Tournament)

**XAVIER (OHIO) — 13-12**

Home: 7-5 • Away: 5-7 • Neutral: 1-0  
 01/02/40 Bowling Green.....W, 40-39  
 02/22/41 Cincinnati.....W, 41-36  
 12/10/49 Cincinnati.....W, 59-57  
 01/09/50 Bowling Green.....W, 63-51  
 01/08/51 Bowling Green.....W, 79-62  
 02/28/51 Cincinnati.....L, 64-67  
 12/19/51 Louisville, Ky.....W, 92-82  
 01/10/55 Bowling Green.....L, 80-82 (2ot)  
 02/18/55 Cincinnati.....W, 75-72  
 01/05/56 Cincinnati.....W, 73-72  
 02/16/56 Bowling Green.....W, 74-65  
 01/03/57 Cincinnati.....L, 79-87  
 02/27/57 Bowling Green.....L, 71-77  
 01/20/58 Cincinnati.....L, 76-102  
 02/26/58 Bowling Green.....L, 91-100  
 02/16/59 Cincinnati.....W, 94-67  
 02/23/59 Bowling Green.....W, 82-73  
 01/20/60 Cincinnati.....L, 66-76  
 02/10/60 Bowling Green.....L, 73-82  
 01/20/61 Cincinnati.....L, 77-80  
 02/08/61 Bowling Green.....W, 68-61  
 12/30/61 Cincinnati.....L, 83-95  
 02/21/62 Bowling Green.....W, 88-83  
 11/23/96 Cincinnati.....L, 73-98  
 12/06/97 Bowling Green (#19).....L, 60-93

**YOUNGSTOWN STATE — 2-0**

Home: 1-0 • Away: 1-0 • Neutral: 0-0  
 01/23/82 Youngstown\* .....W, 68-59  
 02/18/82 Bowling Green\* .....W, 63-51

(\* denotes conference game  
**NOTE:** Opponent ranking at time of game in parentheses after location of game (where applicable)

POSTSEASON HISTORY

**WKU IN THE NCAA TOURNAMENT**

YEAR	REGION	LOCATION	DATE	WKU SEED	WKU RECORD	OPPONENT (SEED)	RESULT
1940	Eastern Playoff*	Indianapolis, Ind.	03/23	N/A	0-1	Duquesne (N/A)	L, 29-30
1960	Midwest (third)	Lexington, Ky.	03/08	N/A		Miami (Fla.) (N/A)	W, 107-84
		Louisville, Ky.	03/11	N/A		Ohio State (N/A)	L, 79-98
			03/12		2-2	Ohio University (N/A)	W, 97-87
1962	Midwest (fourth)	Lexington, Ky.	03/12	N/A		Detroit (N/A)	W, 90-81
		Iowa City, Iowa	03/16			Ohio State (N/A)	L, 73-93
			03/17		3-4	Butler (N/A)	L, 86-87 (ot)
1966	Midwest (third)	Kent, Ohio	03/07	N/A		Loyola (Ill.) (N/A)	W, 105-86
		Iowa City, Iowa	03/11			Michigan (N/A)	L, 79-80
			03/12		5-5	Dayton (N/A)	W, 82-68
1967	Midwest	Lexington, Ky.	03/11	N/A	5-6	Dayton (N/A)	L, 67-69 (ot)
1970	Midwest	Dayton, Ohio	03/07	N/A	5-7	Jacksonville (N/A)	L, 96-109
1971	Midwest (Third, Final Four)	South Bend, Ind.	03/13	N/A		Jacksonville (N/A)	W, 74-72
		Athens, Ga.	03/18			Kentucky (N/A)	W, 107-83
			03/20			Ohio State (N/A)	W, 81-78 (ot)
		Houston, Texas	03/25			Villanova (N/A)	L, 89-92 (2ot)
			03/27		9-8	Kansas (N/A)	W, 77-75
1976	Midwest	Dayton, Ohio	03/13	N/A	9-9	Marquette (N/A)	L, 60-79
1978	Midwest	Knoxville, Tenn.	03/11	N/A		Syracuse (N/A)	W, 87-86 (ot)
		Dayton, Ohio	03/16		10-10	Michigan State (N/A)	L, 69-90
1980	Midwest	Bowling Green, Ky.	03/07	10	10-11	Virginia Tech (7)	L, 85-89 (ot)
1981	Midwest	Tuscaloosa, Ala.	03/13	10	10-12	Alabama at Birmingham (7)	L, 68-93
1986	Southeast	Charlotte, N.C.	03/14	8		Nebraska (9)	W, 67-59
			03/16		11-13	Kentucky (1)	L, 64-71
1987	East	Syracuse, N.Y.	03/13	10		West Virginia (7)	W, 64-62
			03/15		12-14	Syracuse (2)	L, 86-104
1993	Southeast (Sweet 16)	Orlando, Fla.	03/18	7		Memphis State (10)	W, 55-52
			03/20			Seton Hall (2)	W, 72-68
		Charlotte, N.C.	03/25		14-15	Florida State (3)	L, 78-81 (ot)
1994	Midwest	Wichita, Kan.	03/17	11	14-16	Texas (6)	L, 77-91
1995	Midwest	Dayton, Ohio	03/16	8		Michigan (9)	W, 82-76 (ot)
			03/18		15-17	Kansas (1)	L, 70-75
2001	South	New Orleans, La.	03/15	14	15-18	Florida (3)	L, 56-69
2002	Midwest	St. Louis, Mo.	03/14	9	15-19	Stanford (8)	L, 68-84
2003	West	Indianapolis, Ind.	03/20	13	15-20	Illinois (4)	L, 60-65
2008	West (Sweet 16)	Tampa, Fla.	03/21	12		Drake (5)	W, 101-99 (ot)
			03/23			San Diego (13)	W, 72-63
		Phoenix, Ariz.	03/27		17-21	UCLA (1)	L, 78-88
2009	South	Portland, Ore.	03/19	12		Illinois (5)	W, 76-72
			03/21		18-22	Gonzaga (4)	L, 81-83

(\* ) South Representative

**WKU IN THE NIT**

YEAR	LOCATION	WKU RECORD	OPPONENT	RESULT
1942	New York City (Runner-Up)		CCNY	W, 49-46
			Creighton	W, 49-36
		2-1	West Virginia	L, 45-47
1943	New York City	2-2	Fordham	L, 58-60
			La Salle	W, 68-61
1948	New York City (Third Place)		St. Louis	L, 53-60
		4-3	DePaul	W, 61-59
		4-4	Bradley	L, 86-95
1949	New York City	4-4	Niagara	W, 70-72
			St. John's	L, 60-69
1952	New York City		Louisville	W, 62-59
		6-6	St. Bonaventure	L, 69-70
1953	New York City	6-7	Duquesne	L, 61-69
1954	New York City (Fourth Place)		Bowling Green State	W, 95-81
			Holy Cross	L, 69-75
		7-9	Niagara	L, 65-71
1965	New York City		Fordham	W, 57-53
		8-10	Army	L, 54-58
1982	West Lafayette, Ind.	8-11	Purdue	L, 65-72
1992	Manhattan, Kan.	8-12	Kansas State	L, 74-85
2005	Bowling Green, Ky.		Kent State	W, 88-80 (ot)
2006	Columbia, S.C.	9-13	Wichita State	L, 81-84
		9-14	South Carolina	L, 55-74

**ALL-AMERICANS**

- 1938 — William "Red" McCrocklin, Center (Chuck Taylor)  
 1940 — Carlisle Towery, Center (Chuck Taylor)  
 1941 — Carlisle Towery, Center (Chuck Taylor)  
 1943 — Oran McKinney, Center (Helms Foundation)  
 1948 — Dee Gibson, Guard (Associated Press\*\*\*)  
       Don Ray, Forward (Helms Foundation\*)  
       Odie Spears, Forward (Associated Press\*\*\*)  
 1949 — Bob Lavoy, Center (Associated Press\*\*\*)  
       John Oldham, Guard (United Press\*\*, Associated Press\*\*\*)  
 1950 — Buddy Cate, Forward (Associated Press\*\*\*)  
       Bob Lavoy, Center (Chuck Taylor\*, Associated Press\*\*\*)  
 1951 — Rip Gish, Forward-Center  
 1953 — Tom Marshall, Forward (Look Magazine\*\*, Associated Press\*\*\*)  
       Art Spoelstra, Center (Associated Press\*\*\*)  
 1954 — Tom Marshall, Forward (Associated Press\*, United Press\*, Look Magazine\*)  
 1958 — Ralph Crosthwaite, Center  
 1962 — Bobby Rascoe, Guard  
 1964 — Darel Carrier, Guard (Helms Foundation)  
 1965 — Clem Haskins, Forward (Associated Press\*\*\*, United Press\*\*\*)  
 1966 — Clem Haskins, Forward (Associated Press, United Press, Converse\*)  
 1967 — Clem Haskins, Forward (USBWA, Associated Press, United Press, Helms Foundation, NABC\*)  
 1969 — Jim McDaniels, Center (Helms Foundation, Associated Press\*\*\*, United Press\*\*\*, Converse\*\*\*)  
 1970 — Jim McDaniels, Center (Helms Foundation, Associated Press\*\*\*, United Press\*\*\*, Converse\*)  
 1971 — Jim McDaniels, Center (NABC, USBWA, Associated Press, Sporting News, United Press, NBA)  
 1976 — Johnny Britt, Guard (Associated Press\*\*\*)  
 1982 — Craig McCormick, Center (Associated Press\*\*\*)  
 1984 — Kannard Johnson, Forward (Sporting News All-Freshman)  
 1987 — Tellis Frank, Forward (Associated Press\*\*\*, Sporting News\*\*\*)  
 1989 — Brett McNeal, Guard (Associated Press\*\*\*, Basketball Times\*\*\*)  
 1993 — Darnell Mee, Guard (Associated Press\*\*\*)  
 1996 — Chris Robinson, Forward-Guard (Basketball Weekly\*\*\*)  
 2001 — Chris Marcus, Center (Associated Press\*\*\*)  
 2002 — Chris Marcus, Center (Associated Press\*\*\*, Basketball America\*\*\*)  
 2004 — Nigel Dixon, Center (SI.com\*\*\*)  
       Mike Wells, Guard (Associated Press\*\*\*)  
 2006 — Anthony Winchester (Associated Press\*\*\*)  
 2008 — Courtney Lee (Associated Press\*\*\*, Basketball Times\*\*\*)  
 2009 — Orlando Mendez-Valdez (Associated Press\*\*\*)

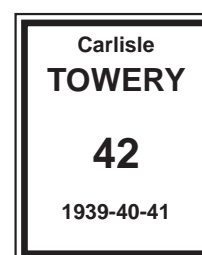
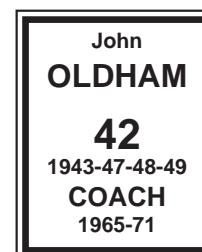
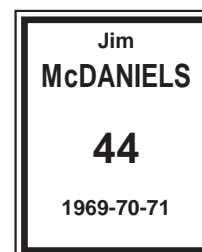
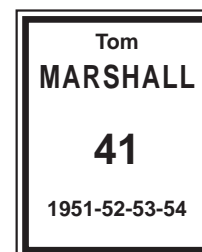
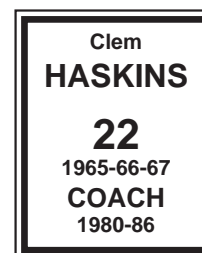
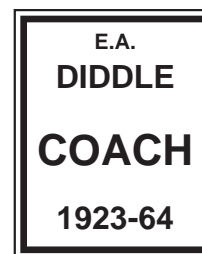
(\* Second Team (\*\*) Third Team (\*\*\*) Honorable Mention

**NABC ALL-DISTRICT**

- 1950 — Bob Lavoy  
 1953 — Tom Marshall (HM), Art Spoelstra (HM)  
 1954 — Tom Marshall, Art Spoelstra  
 1960 — Charlie Osborne (3rd)  
 1961 — Charlie Osborne (HM)  
 1962 — Bobby Rascoe (3rd)  
 1965 — Clem Haskins (3rd)  
 1967 — Clem Haskins  
 1968 — Wayne Chapman (3rd)  
 1969 — Jim McDaniels (3rd)  
 1970 — Jim McDaniels (3rd)  
 1971 — Jim McDaniels (3rd)  
 1980 — Bill Bryant (2nd)  
 1981 — Criag McCormick  
 1982 — Criag McCormick  
 1985 — Kannard Johnson (2nd)  
 1986 — Kannard Johnson (2nd)  
 1987 — Kannard Johnson  
 1988 — Brett McNeal (2nd)  
 1995 — Chris Robinson  
 1996 — Chris Robinson (2nd)  
 2001 — Chris Marcus  
 2002 — Chris Marcus (2nd)  
 2005 — Anthony Winchester (2nd)  
 2006 — Anthony Winchester  
       Courtney Lee (2nd)  
 2007 — Courtney Lee  
 2008 — Courtney Lee  
 2009 — Orlando Mendez-Valdez (1st)  
 2009 — A.J. Slaughter (1st)  
 2010 — A.J. Slaughter (1st)  
       Steffphon Pettigrew (2nd)  
 2011 — Sergio Kersch (1st)  
       Steffphon Pettigrew (2nd)

**RETIRED JERSEYS**

The first jerseys retired in honor of Hilltopper basketball greats were hung in E.A. Diddle Arena during the 1999-2000 season.



**ALL-SUN BELT CONFERENCE**

- 1983 — Tony Wilson, Forward (2nd team)  
Clarence Martin, Center (HM)
- 1984 — Kannard Johnson, Forward (HM)  
Bobby Jones, Guard (HM)
- 1985 — Kannard Johnson, Forward (2nd team)
- 1986 — Billy Gordon, Guard (2nd team)  
Kannard Johnson, Forward (2nd team)  
Clarence Martin, Center (HM)
- 1987 — Tellis Frank, Forward  
Kannard Johnson, Forward
- 1988 — Brett McNeal, Guard (2nd team)
- 1989 — Brett McNeal, Guard
- 1990 — Roland Shelton, Guard (2nd team)
- 1991 — Jack Jennings, Forward (2nd team)
- 1992 — Jack Jennings, Forward
- 1993 — Mark Bell, Guard  
Darnell Mee, Guard #
- 1994 — Chris Robinson, Forward
- 1995 — Darrin Horn, Guard  
Chris Robinson, Forward #
- 1996 — Chris Robinson, Forward-Guard
- 1997 — Tony Lovan, Forward
- 2000 — Chris Marcus, Center
- 2001 — Chris Marcus, Center #
- 2002 — David Boyden, Forward  
Derek Robinson, Guard
- 2003 — Patrick Sparks, Guard  
David Boyden, Forward (2nd team)  
Mike Wells, Guard (3rd team)
- 2004 — Nigel Dixon, Center  
Mike Wells, Guard
- 2005 — Anthony Winchester, Guard
- 2006 — Courtney Lee, Guard/Forward  
Anthony Winchester, Guard
- 2007 — Courtney Lee, Guard/Forward
- 2008 — Courtney Lee, Guard/Forward  
Tyrone Brazelton, Guard (2nd team)
- 2009 — Orlando Mendez-Valdez, G. (1st team)  
A.J. Slaughter, Guard (2nd team)
- 2010 — A.J. Slaughter, Guard (1st team)  
Steffphon Pettigrew, F. (2nd team)
- 2011 — Sergio Kersch, Forward (1st team)  
Steffphon Pettigrew, F. (1st team)

(#) *Unanimous Selection*

**SBC ALL-TOURNAMENT TEAM**

- 1984 — Kannard Johnson, Forward
- 1986 — Ray Swogger, Guard
- 1987 — Tellis Frank, Forward  
Brett McNeal, Guard
- 1993 — Mark Bell, Guard  
Danell Mee, Guard (MVP)
- 1994 — Chris Robinson, Forward
- 1995 — Darius Hall, Center  
Chris Robinson, Forward (MVP)  
Jeff Rogers, Guard
- 1999 — Ravon Farris, Center  
Joe Harney, Guard
- 2000 — Chris Marcus, Center
- 2001 — Chris Marcus, Center (MVP)  
Nashon McPherson, Guard
- 2002 — Chris Marcus, Center  
Derek Robinson, Guard (MVP)  
Patrick Sparks, Guard
- 2003 — David Boyden, Forward  
Patrick Sparks, Guard (MVP)  
Mike Wells, Guard
- 2005 — Courtney Lee, Guard
- 2006 — Elgrace Wilborn, Forward/Center  
Anthony Winchester, Guard
- 2007 — Courtney Lee, Guard/Forward
- 2008 — Tyrone Brazelton, Guard  
Jeremy Evans, Forward (MVP)

- Courtney Lee, Guard/Forward
- 2009 — Orlando Mendez-Valdez, Guard  
Sergio Kersch, Forward  
A.J. Slaughter, Guard (MVP)
- 2010 — A.J. Slaughter, Guard
- 2011 — Sergio Kersch, Forward

**SBC PLAYER OF THE YEAR**

- 1987 — Tellis Frank, Forward
- 1995 — Chris Robinson, Forward
- 2001 — Chris Marcus, Center
- 2004 — Mike Wells, Guard
- 2006 — Anthony Winchester, Guard
- 2008 — Courtney Lee, Guard/Forward
- 2009 — Orlando Mendez-Valdez, Guard

**SBC COACH OF THE YEAR**

- 1986 — Clem Haskins
- 1987 — Murray Arnold
- 1995 — Matt Kilcullen
- 2002 — Dennis Felton

**SBC SENIOR OF THE YEAR**

- 1987 — Tellis Frank, Forward

**SBC SOPHOMORE OF THE YEAR**

- 1985 — Kannard Johnson, Forward

**SBC FRESHMAN OF THE YEAR**

- 1999 — Derek Robinson, Guard
- 2003 — Anthony Winchester, Guard
- 2005 — Courtney Lee, Guard/Forward

**SBC NEWCOMER OF THE YEAR**

- 2000 — Chris Marcus, Center
- 2004 — Nigel Dixon, Center

**SBC DEFENSIVE PLAYER OF THE YEAR**

- 2000 — Chris Marcus, Center
- 2001 — Chris Marcus, Center
- 2003 — Mike Wells, Guard
- 2004 — Mike Wells, Guard

**SBC 30TH ANNIVERSARY TEAM**

- SBC's 30th Anniversary Celebration, 2006*
- Tellis Frank, Forward (1984-87)
- Kannard Johnson, Forward (1984-87)
- Chris Marcus, Center (2000-02)
- Darnell Mee, Guard (1991-93)
- Chris Robinson, Forward (1993-96)

**NCAA TOURNAMENT ALL-REGIONAL TEAM**

- 2008 — Tyrone Brazelton, Guard (West)

**ALL-OHIO VALLEY CONFERENCE**

- 1949 — Bob Lavoy, Center  
John Oldham, Guard
- 1950 — Johnny Givens, Guard  
Bob Lavoy, Center
- 1951 — Rip Gish, Center/Forward
- 1952 — Tom Marshall, Forward  
Gene Rhodes, Guard  
Art Spoelstra, Center  
Richard White, Guard
- 1953 — Tom Marshall, Forward  
Art Spoelstra, Center
- 1954 — Lynn Cole, Guard/Forward  
Tom Marshall, Forward  
Art Spoelstra, Center  
Jack Turner, Forward
- 1955 — Forest Able, Guard  
Ralph Crosthwaite, Center
- 1958 — Ralph Crosthwaite, Center
- 1959 — Ralph Crosthwaite, Center
- 1960 — Charlie Osborne, Center
- 1961 — Charlie Osborne, Center  
Bobby Rascoe, Guard
- 1962 — Bobby Rascoe, Guard  
Harry Todd, Center
- 1963 — Darel Carrier, Guard
- 1964 — Darel Carrier, Guard
- 1965 — Clem Haskins, Forward  
Dwight Smith, Guard
- 1966 — Steve Cunningham, Center  
Clem Haskins, Forward  
Dwight Smith, Guard  
Greg Smith, Forward
- 1967 — Wayne Chapman, Guard  
Clem Haskins, Forward  
Dwight Smith, Guard  
Greg Smith, Forward
- 1968 — Wayne Chapman, Forward
- 1969 — Jim McDaniels, Center
- 1970 — Jim McDaniels, Center  
Jerome Perry, Forward  
Jim Rose, Guard
- 1971 — Jerry Dunn, Forward  
Jim McDaniels, Center  
Jim Rose, Guard
- 1972 — Jerry Dunn, Forward
- 1974 — Kent Allison, Forward  
Johnny Britt, Guard/Forward
- 1975 — Johnny Britt, Guard/Forward  
Mike Odemns, Center
- 1976 — Johnny Britt, Guard/Forward  
Wilson James, Forward
- 1977 — Aaron Bryant, Center
- 1978 — James Johnson, Center  
Darryl Turner, Guard
- 1979 — Greg Jackson, Forward  
Trey Trumbo, Guard
- 1980 — Bill Bryant, Guard  
Craig McCormick, Center
- 1981 — Craig McCormick, Center  
Tony Wilson, Forward (2nd team)
- 1982 — Craig McCormick, Center  
Bobby Jones, Guard (Honorable M.)

**OVC PLAYER OF THE YEAR**

- first awarded in 1963*
- 1965 — Clem Haskins
- 1966 — Clem Haskins
- 1967 — Clem Haskins
- 1968 — Wayne Chapman
- 1970 — Jim McDaniels
- 1971 — Jim McDaniels
- 1976 — Johnny Britt



**OVC COACH OF THE YEAR**

first awarded in 1962  
 1962 — E.A. Diddle  
 1966 — John Oldham  
 1970 — John Oldham  
 1971 — John Oldham  
 1974 — Jim Richards  
 1976 — Jim Richards  
 1981 — Clem Haskins

**OVC HALL OF FAME**

Dr. Kelly Thompson  
 Dr. E.A. Diddle  
 L.T. Smith  
 Ted Hornback  
 Nick Denes  
 Dr. Dero G. Downing  
 John Oldham

**OVC HALF-CENTURY TEAM**

Clem Haskins (1964-67)  
 Tom Marshall (1950-54)  
 Jim McDaniels (1968-71)

**OVC 40TH ANNIVERSARY TEAM**

*OVC's 40th Anniversary Celebration, 1988*

John Oldham, Guard (1948-49)  
 Bob Lavoy, Center (1947-50)  
 Tom Marshall, Forward (1950-54)  
 Bobby Rascoe, Guard (1959-62)  
 Darel Carrier, Guard (1961-64)  
 Clem Haskins, Forward (1964-67)  
 Dwight Smith, Guard (1964-67)  
 Jim McDaniels, Center (1968-71)

**OVC 40TH ANNIVERSARY COACHES**

*OVC's 40th Anniversary Celebration, 1988*

E.A. Diddle (1922-64)  
 John Oldham (1964-71)  
 Jim Richards (1971-78)

**ALL-SIAA**

*(Southern Intercollegiate Athletic Association)*

1931 — Bland Coffman, Center  
 1934 — Harry Hardin, Forward  
 Bernard "Peck" Hickman, Guard  
 Thomas Hobbs, Center (2nd team)  
 1935 — Harry Hardin, Forward  
 Bernard "Peck" Hickman, Guard  
 Brad Mutchler, Center  
 1936 — Brad Mutchler, Center  
 Max Reed, Forward  
 Elmo Meacham, Guard (2nd team)  
 William "Red" McCrocklin, Center  
 1937 — Ralph Dudgeon, Forward  
 William "Red" McCrocklin, Center  
 Max Reed, Forward  
 Harry Saddler, Guard  
 1938 — Ralph Dudgeon, Forward  
 William "Red" McCrocklin, Center  
 Harry Saddler, Forward  
 1939 — John Hackett, Forward  
 Harry Saddler, Guard  
 Wilson Stemm, Forward  
 Herb Ball, Forward  
 Carlisle Towery, Center  
 1940 — Herb Ball, Forward  
 Howard "Tip" Downing, Guard  
 1941 — Howard "Tip" Downing, Guard  
 Wallace "Buck" Sydnor, Guard  
 Carlisle Towery, Center  
 1942 — Oran McKinney, Center  
 Earl Shelton, Forward  
 Wallace "Buck" Sydnor, Guard  
 1947 — Dee Gibson, Guard  
 John Oldham, Guard

**ALL-KIAC**

*(Kentucky Intercollegiate Athletic Association)*

1935 — Harry Hardin, Forward  
 Bernard "Peck" Hickman, Guard  
 Brad Mutchler, Center  
 1937 — Ralph Dudgeon, Forward  
 William "Red" McCrocklin, Center  
 Harry Saddler, Guard  
 1938 — Ralph Dudgeon, Forward  
 William "Red" McCrocklin, Center  
 Harry Saddler, Forward  
 1939 — John Hackett, Forward  
 Harry Saddler, Guard  
 Carlisle Towery, Center  
 1940 — Carlisle Towery, Center  
 1942 — Howard "Tip" Downing, Guard  
 Earl Shelton, Forward  
 Wallace "Buck" Sydnor, Guard  
 1944 — Don "Duck" Ray, Forward  
 1946 — Chalmers Embry, Guard  
 1947 — Dee Gibson, Guard  
 Don "Duck" Ray, Forward  
 Odie Spears, Forward  
 1948 — Dee Gibson, Guard  
 Oran McKinney, Center  
 John Oldham, Guard  
 Don "Duck" Ray, Forward  
 Odie Spears, Forward

**ALL-STATE**

1927 — Ted Hornback, Forward  
 J.E. Walker, Center  
 1928 — Arnold Winkenhofer, Guard  
 1929 — Ed Stansbury, Guard  
 1932 — Thomas Hobbs, Center  
 James O. Lawrence, Forward  
 1933 — Harry Hardin, Forward  
 Bernard "Peck" Hickman, Guard  
 Thomas Hobbs, Center

1934 — Harry Hardin, Forward  
 Bernard "Peck" Hickman, Guard  
 1936 — Brad Mutchler, Forward  
 Max Reed, Forward  
 Elmo Meacham, Guard (Honorable M.)

**CONFERENCE CHAMPIONSHIPS**

1931-32 — KIAC  
 1932-33 — KIAC  
 1933-34 — KIAC / SIAA  
 1934-35 — KIAC  
 1935-36 — KIAC  
 1936-37 — KIAC / SIAA  
 1937-38 — KIAC / SIAA  
 1938-39 — KIAC / SIAA  
 1939-40 — KIAC / SIAA  
 1940-41 — SIAA  
 1941-42 — KIAC / SIAA  
 1942-43 — KIAC  
 1946-47 — KIAC / SIAA  
 1947-48 — KIAC  
 1948-49 — Ohio Valley  
 1949-50 — Ohio Valley  
 1951-52 — Ohio Valley  
 1953-54 — Ohio Valley  
 1954-55 — Ohio Valley  
 1955-56 — Ohio Valley  
 1956-57 — Ohio Valley  
 1959-60 — Ohio Valley  
 1960-61 — Ohio Valley  
 1961-62 — Ohio Valley  
 1965-66 — Ohio Valley  
 1966-67 — Ohio Valley  
 1969-70 — Ohio Valley  
 1970-71 — Ohio Valley  
 1971-72 — Ohio Valley  
 1975-76 — Ohio Valley  
 1979-80 — Ohio Valley  
 1980-81 — Ohio Valley  
 1981-82 — Ohio Valley  
 1986-87 — Sun Belt  
 1993-94 — Sun Belt  
 1994-95 — Sun Belt  
 2000-01 — Sun Belt  
 2001-02 — Sun Belt  
 2002-03 — Sun Belt  
 2005-06 — Sun Belt  
 2007-08 — Sun Belt  
 2008-09 — Sun Belt

- WKU's 42 conference championships trail only Kansas (54) and Kentucky (50) in NCAA history
- Each of WKU's 11 full-time head coaches since 1922 have won at least one conference championship during his tenure on the Hilltopper bench

**NAME (#), HOMETOWN, YEARS LETTERED****AAAAA**

Carson Aaron, '33  
 Kareem Abdul-Jabbar (3), Los Angeles, Calif., '98-99  
 Forest Able (77), Fairdale, '54-56  
 Melvin Adams (32), Milledgeville, Ga., '96, '98  
 Japeth Aguilar (31), Pampanga, Philippines, '09  
 Teeng Akol (22), Wian, Sudan, '11  
 Clint Allen, Beaver Dam, mgr, '81  
 Dee Allen, mgr, '64-66  
 Phillip Allen, mgr, '65-67  
 Brian Allenspach (55), Hickory, N.C., '00-01  
 Kent Allison (30), South Bend, Ind., '73-74  
 Alvin Almond, Bowling Green, mgr, '49-50  
 Jerry Anderson (32), Brooklyn, N.Y., '90  
 Kene Anyigbo (15), Bellaire, Texas, '11  
 Nathaniel Arbuckle, Goshen, Ind., mgr., '98  
 Steve Arnold, mgr, '72-75  
 Bryan Asberry (50), Gary, Ind., '84-87  
 Robert Ashby, mgr., Louisville, '03  
 Steve Ashby (21, 11), Madisonville, '75-78  
 Charles "Buck" Atkinson, (98, 17), White Plains, '44-45

**BBBBB**

Eric Back (27, 23), Middletown, Ohio, '56-58  
 Rex Bailey (35), Glasgow, '71-72  
 Kevin Baker, Louisville, mgr., '88-90  
 Ralph Baker (24), Whitley City, '63-65  
 Herb Ball (88), Chicago, Ill., '39-40  
 Mike Ballenger (25), Jasper, Ind., '84-85  
 Walker Banks (22), Clifton Forge, Va., '68-70  
 Bob Bantom (20), Springfield, Pa., '66  
 Floyd Bates, '21-24  
 J.C. Batsel (56, 6), Central City, '36-37  
 Jimmy Bazzell (35), Clinton, '44-45, '49  
 Bennie Beach, Jr., Bowling Green, mgr, '71  
 Monie Beard (49), Louisville, '51-52  
 David Beckner (31), Bowling Green, '75  
 Mark Bell (10), Louisville, '92-93  
 Ron Berry, mgr, '69-72  
 Darrel Bicknell (15), Berea, '58-60  
 Steve Bides (54), Crofton, '97-98  
 Terry Birdsong (15), Benton, '88-89  
 Scott Blankenship (23), Nicholasville, '81  
 Ray Blevins (35), Monticello, '42  
 Jimmy Bohannon (47), Bowling Green, '46-48  
 Scott Boley (30), Hodgenville, '89-90, '92  
 M.M. Botto, '24-25  
 Ray Bowerman (51), Eau Claire, Mich., '72-74  
 Anthony Bowles, Hopkinsville, mgr., '81-83  
 David Boyden (43, 34), Richmond, Va., '00-03  
 Jimmy Boykin (34), Jackson, Miss., '00  
 Hal Bozarth (42), '67  
 Estill "Eck" Branham, '33  
 Bernard Brantley, '59, '61  
 Tyrone Brazelton (3), Park Forest, Ill., '07-08  
 Deron Breeze, Maysville, mgr., '07-08  
 Wayne Bright (42), Greencastle, Ind., '68-70  
 Jerry Britt (10), Oakland, '76  
 Johnny Britt (20), Oakland, '73-76  
 Vashon Broadnax, mgr., '04  
 Carroll Broderick, '29-32  
 Carroll Brooks (35), Bowling Green, '43-46  
 Bob Brown, '31  
 Bryan Brown (50, 44), Atlanta, Ga., '90-93  
 Jamaal Brown (20), Spartanburg, S.C., '03  
 Karl Brown (24), Cincinnati, Ohio, '90-91  
 Rashon Brown (15), Cleveland, Ohio, '98-99  
 Aaron Bryant (51), Miami, Fla., '77-78  
 Bill Bryant (11), Washington, D.C., '80  
 Dick Bryant, '28-32  
 William Buckles, '26  
 Jyppy Bundy (55), Johnson City, Tenn., '73  
 Cyphus Bunton (34), Louisville, '93-94  
 Granville Bunton (50), Louisville, '72-73

**NAME (#), HOMETOWN, YEARS LETTERED**

Greg Burbach (22), Dickeyville, Wis., '77-80  
 Don Burnett, mgr., '95  
 Bernard Burns, mgr, '79  
 Rich Burns (12), Cleveland, Tenn., '90  
 Kevin Burris, mgr, '81-83  
 Jackie Butler (42), Munfordville, '65-66  
 Patrick Butts (22), Milledgeville, Ga., '91-92

**CCCCC**

Durey Cadwell (11), Port St. Joe, Fla., '88-89  
 Warner Caines (42), Ashland, '61-63  
 Clifton Caldwell, Earlington, mgr., '87-91  
 Benson Callier (22), St. Petersburg, Fla., '06  
 Jim Callis (51), '43-44  
 Joemal Campbell (3), Holly Springs, Miss., '06  
 A.J. Canary, '30  
 Clarence Caple, '34  
 Darel Carrier (35), Bristow, '62-64  
 Harel Carrier (10), Bristow, '64  
 Gary Carver (40), Clifty, '81-84  
 Billy Case (80, 40), Paris, '56-58  
 Kyle Cassidy, Smiths Grove, mgr., '96  
 Larry Castle (51), Ashland, '61-63  
 Buddy Cate (41), Cleveland, Tenn., '48-50  
 Bobby Caylor (25), Sevierville, Tenn., '73  
 Casey Cebula (33), Rhinelander, Wis., '77  
 Tullas Chambers, '27  
 Paul Champion (90), Versailles, '42-43, '46-47  
 Kyle Chapman (24), Bowling Green, '96-99  
 Wayne Chapman (10), Owensboro, '66-68  
 Wiley Chapman, '31  
 Hardin Cherry, '37-38  
 Ronnie Clark (10), Henderson, '55-57  
 Derrick Clubb (5), Bowling Green, '98  
 Paul Cochran, mgr, '33  
 Doug Coffey, mgr, '82-83  
 Bland Coffman, '31  
 Lynn Cole (27), Paducah, '53-55  
 Claude Combs, '41  
 Buddy Connelly, mgr, '75  
 Leon Cooke, '25-26  
 Dick Coop, Campbellsville, mgr., '61  
 H.T. Cooper, '38  
 W.D. Croft, '22  
 William Crofton (25), Owensboro, '44-45  
 Jamal Crook (14), Louisville, '10-11  
 Ralph Crosthwaite (99, 55), Cincinnati, Ohio, '55, '57-59  
 Johnny Crowdus, '28  
 Eric Cunningham, Prospect, mgr, '91-95  
 Steve Cunningham (55), Chaffee, Mo., '64-66  
 Billy Curry (24), Versailles, '57  
 Raynardo Curry (11), Memphis, Tenn., '01-02  
 Dejan Cvoro (11), Belgrade, Serbia, '09

**DDDDD**

Bob Daniels (88, 51), Tutor Key, '54-57  
 Bobo Davenport, Bowling Green, '46-47  
 Julio Davila (33), Miami, Fla., '76  
 Joshua Davis, Bowling Green, mgr., '02-04  
 Terry Davis (33), Shelbyville, '70-72  
 Billy Day (39), Lexington, '40-42  
 Danny Day (31, 34), Covington, '61-63  
 Bill Delk, mgr., '52  
 Houston Denning, '29  
 Otis Denning, '24-26  
 Teco Dickerson (40), Russellville, '04-05  
 Caden Dickerson (10), Argyle, Texas, '10-11  
 Eddie Diddle (27), Bowling Green, '49-51  
 Kevin Dildy (41, 40), Chicago, Ill., '79-82  
 Brad Divine (12), Central City, '96-97  
 Cliff Dixon (5), Suitland, Md., '10-11  
 Nigel Dixon (54), Orlando, Fla., '04  
 Alex Downing (11), Horse Cave, '39-41  
 Dero Downing (88), Horse Cave, '41-43

**NAME (#), HOMETOWN, YEARS LETTERED**

Howard "Tip" Downing (59), Butler, Pa., '40-42  
 Stephon Drane (24), Raleigh, N.C., '11  
 Brett Driespul, mgr., '93  
 Ralph Dudgeon (46, 10), Lebanon, '36-38  
 Jerry Dunn (51, 55, 42), Glasgow, '71-72  
 Jim Dunn (14), Alcoa, Tenn., '61-63  
 Lyndon Dunning, mgr, '88

**EEEEE**

Steve Eaton (21), Chattanooga, Tenn., '70-72  
 Jeff Eckel (34), Morenci, Mich., '71  
 Mike Edmonds, mgr, '78-80  
 Vince Edwards (10), Cincinnati, Ohio, '98-99  
 Nathan Eisert (4), Louisville, '01-02  
 Jason Eitutus (4), Radcliff, '91-92  
 Kenny Ellis (25), Winter Haven, Fla., '79-82  
 Leslie Ellis, '25-28  
 Tom Ellis, '26-28  
 Al Ellison (35), Linden, Tenn., '58-60  
 Leroy Elrod, '30-32  
 Turner Elrod, '28-31  
 Chalmers "The Cat" Embry (27), Hartford, '42-43, '45-47  
 Daniel Emerson (33), Norcross, Ga., '06-07  
 Sam Ernst, Brandenburg, mgr., '06-08  
 Carl Evans, '28  
 Cecil Evans, '28  
 Don Evans, Owensboro, mgr, '77-81  
 Jeremy Evans (40), Crossett, Ark., '07-10

**FFFFF**

Ravon Farris (00), Concord, N.C., '96-99  
 Mike Fawcett (25), Kokomo, Ind., '66-68  
 Brian Fish (22), Seymour, Ind., '85  
 Jon Fish, mgr., '96  
 Charles Fitzpatrick, Bowling Green, mgr, '71  
 Derek Flowers (40), Dothan, Ala., '92-95  
 Dennis Fox (10), '71  
 Michael Fralix (14), Fredonia, '93-99  
 Tellis Frank (42), Gary, Ind., '84-87  
 Clint Franklin, Madisonville, mgr., '98  
 B.J. Frazier (22), Stone Mountain, Ga., '08  
 Eligah Frazier, '22-25  
 Joe Friedl, '32-33  
 Kendrick Fulks (41), Munfordville, '40-41  
 Mike Fuller (55), Kansas City, Mo., '74-75

**GGGGG**

Mike Gabbard (4), Florence, Ky., '11  
 Desire Gabou (1), Abidjan, Ivory Coast, '07-08  
 David Galloway, '27  
 Ken Gambrel (35), Jackson, Miss., '82-83  
 Ed Gampfer (11), Cincinnati, Ohio, '73-75  
 Steve Garden, mgr, '84  
 Lloyd Gardner, Louisville, mgr, '64-67  
 David Garmon (22), Edmonton, '87  
 Buford Garner (14, 19, 75), Corbin, '34-36  
 Garland Garrison (5, 90), Bowling Green, '35  
 Marlon George, '91  
 Dee Gibson (17, 11), Cleveland, Tenn., '42-43, '47-48  
 Paul Gibson, Pineville, mgr., '99-00  
 Shawn Giddy (53), Guin, Ala., '82-83  
 Mike Gilbert (23, 45), Henderson, '75  
 Bob Gillaspie (17, 41), Graham, '43-44  
 Rip Gish (90), Bremen, '49-51  
 Johnny Givens (77), McHenry, '48-50  
 Greg Glass (25), Elkton, '93-95  
 Harry "Pap" Glenn, '23-26  
 Clarence Glover (4), Horse Cave, '69-71  
 Emmett Goranflo (3), Elizabethtown, '33-35  
 Billy Gordon (20), Jackson, Miss., '83-86  
 Ryan Grabruck, mgr., '68-71  
 Kenneth "Butch" Gray, mgr, '69-72  
 Paul Gray, mgr., '72-73  
 Lofton Green (77), Barlow, '38-40

**NAME (#), HOMETOWN, YEARS LETTERED**

Kay Greer (64), Hazard, '52-54  
 Gary Gregory (12), Manchester, '75-77  
 Will Miller (40), Auburn, Ala., '90-91  
 Damon Grimes (34), Bowling Green, '76  
 Paul Gruesser (97), Louisville, '39

**HHHHH**

John Hackett (39), Winchester, '37-39  
 Caleb Halcomb (33, 3), Bowling Green, '02-03  
 Darius Hall (32), Detroit, Mich., '92-95  
 Lee Hale, mgr., Mobile, Ala., '09  
 Maurice Hale (51), Owensboro, '45-46  
 Harry Hardin (20, 55), Tolu, '33-35  
 Joe Harney (11), Covington, '96-99  
 Jonathan Hart, mgr., Calvert City, '03  
 Gene Haskett, mgr, '62-63  
 Clem Haskins (22), Campbellsville, '65-67  
 Paul Haskins (33), Campbellsville, '68-70  
 Ken Hatcher (11), Campbellsville, '81-84  
 Sean Hayden, mgr., '04  
 Antonio Haynes (3), Camilla, Ga., '04-05  
 Brandon Haynes, Mt. Sterling, mgr., '99-00  
 John Haynes, '29  
 Charlie Hayes (26), Louisville, '44-45  
 George Heller (10), Portsmouth, Ohio, '45-47  
 J.T. Henderson, mgr., Louisville, '00-02  
 Rich Hendrick (15), Bristow, '67-69  
 Mark Hester, mgr, '94  
 Bernard "Peck" Hickman (7, 12), Central City, '33-35  
 Pearl Hicks (33), Fall Rock, '65-67  
 Josh Higgins (34), Dayton, Ohio, '04  
 Joe Mac Hill (51), Beaver Dam, '66-68  
 Nick Hill (35), DuQuoin, Ill., '04  
 Ricardo Hill, '88  
 Tom Hobbs, '32-34  
 James Hogan, Lexington, mgr, '84-87  
 Turner Hogan (26), Cave City, '45-46  
 Henry Holland, '83  
 Kalin Holland (25), Bowling Green, '03-05  
 Montroe Holland (20), Blytheville, Ark., '55-56  
 Steve Holley (44), Washington, N.C., '94-95  
 Darrin Horn (21), Lexington, '92-95  
 Ted Hornback, Sonora, '26-29  
 Adam Howard (14), Ashland, '06-08  
 Austin Howell, mgr., '09  
 Kevin Hulsman, Louisville, mgr., '06-08  
 Jim Huter (77), Louisville, '43-46

**IIIII**

Golden Ingle (1), Orem, Utah, '01

**JJJJJ**

Bobby Jackson (25), Valley Station, '61-63  
 Deon Jackson (12), South River, N.J., '94-95  
 Greg Jackson (53), Atlanta, Ga., '78-79  
 Roy James, '31-32  
 Wilson James (40), Williston, Fla., '75-76  
 Bill Jameson, '30-32  
 Mike Jeannette, Bowling Green, mgr, '76-79  
 Jack Jennings (34), Covington, '91-92  
 Danny Johnson (10), Benton, Ill., '70-72  
 Dennis Johnson (10), Morganfield, '83-85  
 James Johnson (55), Savannah, Ga., '76-78  
 James Johnson (41), Morganfield, '83-84  
 Joe David Johnson (46, 99), Bowling Green, '45-46, '50  
 Kannard Johnson (33), Cincinnati, Ohio, '84-87  
 Wendell Johnson, '32-34  
 Butch Joiner (30), Nicholasville, '06-07  
 Bobby Jones (15), Macon, Ga., '81-84  
 Lawrence "Deacon" Jones (96), Hickman, '43-45  
 Forbis Jordan, mgr., '49-50  
 Stephen Jordan, mgr., Brentwood, Tenn., '02-03  
 Raimonds Jumikis (31), Lielvarde, Latvia, '01

**NAME (#), HOMETOWN, YEARS LETTERED**

**KKKKK**  
 Dean Karraker, Mammoth Cave, mgr., '96-97  
 Butch Kaufman (21), Louisville, '66-68  
 Ray Keeton (20), Portsmouth, Ohio, '63-64  
 Doug Kell, mgr., '92  
 Chuck Keown, mgr., '84  
 Jim Kereiakes, mgr., '44-45  
 Sergio Kersch (1), Memphis, Tenn., '09-11  
 Ronnie Kidd (42), South Charleston, W.Va., '64  
 Alan King, mgr., '85-88  
 Dan King (28), Paris, Tenn., '52-54  
 William Kirk (26), Owensboro, '45-46  
 Mike Kitchens (11), Bowling Green, '65-66  
 Ray Kleykamp (33), Ashland, '71-73  
 Uros Komadinic (33), Belgrade, Serbia, '09

**LLLLL**

Charlie Labhart (64, 51), Tell City, Ind., '43, '46-47  
 Carl Lamar (8, 11, 13, 15, 16), Hawesville, '35-37  
 Ryan Lambert (30), Germantown, Md., '04  
 Lee Lampley (33), Chicago, Ill., '97-00  
 Mike Larson (22, 40), Bowling Green, '73-74  
 Monty Latimer (22), McKees Rocks, Pa., '98  
 Bemis Lawrence, '36  
 Orlie Lawrence, '30-32  
 Jon Lawson (55), Bowling Green, '84  
 Owen Lawson (11), Middletown, Ohio, '56-58  
 Bob Lavoy (25), Aurora, Ill., '48-50  
 Courtney Lee (32), Indianapolis, Ind., '05-08  
 James Lee (35), Vine Grove, '70  
 Kurk Lee (11), Baltimore, Md., '86-87  
 Andre Lewis (22), Albany, Ga., '94-95  
 Keith Lickliter (10), Indianapolis, Ind., '86  
 Joe Lightfoot (34, 13), Kankakee, Ill., '90-91  
 Harry Kirk, '31  
 Lorenzo Lockett (23), Ft. Pierce, Fla., '92-93  
 Tony Lovan (51), Crofton, '96-97

**MMMMM**

Danyell Macklin (30), Louisville, '94  
 D.J. Magley (35), Bradenton, Fla., '08-09  
 Ray Mann (88), Hartford, '47-48  
 Paul Mansfield, '26-28  
 Robert Marchant (34), Flint, Mich., '96-97  
 Glenn Marcum (44), '63-64  
 Chris Marcus (2), Charlotte, N.C., '00-02  
 Matt Marsca (41), Bowling Green, '06-09  
 Tom Marshall (41), Nashville, Tenn., '51-54  
 Clarence Martin (55), Alexander City, Ala., '83, '85-87  
 Kevin Massiah (24), Toronto, Canada, '03  
 Bryan Masters, Elizabethtown, mgr., '99, '02  
 John Matthews (23), Louisville, '95-96  
 Ben Mauck (31), Savannah, Tenn., '99  
 Joel May (30), New Trier, Ill., '79  
 John McClearn (42), Madisonville, '56-58  
 Craig McCormick (42), Ottawa, Ill., '79-82  
 John McCreary (55, 12), Tompkinsville, '37-38  
 William "Red" McCrocklin (86, 15), Louisville, '36-38  
 Jim McDaniels (44), Scottsville, '69-71  
 Kahlil McDonald (3), Brooklyn, N.Y., '11  
 James McGown (47), Bowling Green, '40  
 John McGown, '32-34  
 Harold McGuffey (35), Highland, '40-41  
 Bobby McGuire (21), Hazard, '49-50  
 Don McGuire (88), Hazard, '49-50  
 Oran McKinney (98), Lynnville, Ind., '43, '46-48  
 Hardin McLane, mgr., '53-56  
 James McNary (15), Owensboro, '85-87  
 Brett McNeal (23), Minneapolis, Minn., '86-89  
 Nashon McPherson (12), Jamaica, N.Y., '98-01  
 Elmo Meacham (7, 11, 16), Kirkmansville, '34-36  
 Darnell Mee (3), Cleveland, Tenn., '91-93  
 Orlando Mendez-Valdez (20), San Antonio, Texas, '06-09  
 Paige Mesalam, mgr., '09

**NAME (#), HOMETOWN, YEARS LETTERED**

Pat Mezzanotte (35), Fairmont, W.Va., '49-50  
 Ken Michaels (21), Chattanooga, Tenn., '69-70  
 Dencil Miller (11), East Liverpool, Ohio, '54-55  
 Steve Miller (31), Lexington, '85-86, '88-89  
 John Mills (42, 96), Barbourville, '40-41  
 Nemanja Milosevic (45), Centinje, Montenegro, '10  
 Chester Montgomery (50), Warsaw, '56-57  
 Charlie Moran, '42-43  
 Alex Mosley (55), Flint, Mich., '80-82  
 L.B. Moulton, '37-38  
 Thomas Moxley, Narrows, mgr., '93-96  
 Brian Murphy (11), Bronx, N.Y., '44-45  
 Ryan Murphy, Louisville, mgr., '98  
 Brad Mutchler (9, 76, 99), Bowling Green, '34-36  
 Cecil Myers, '25-28

**NNNNN**

David Nance, mgr, '73-75

**OOOOO**

Mike Odemns (53), Washington, D.C., '74-75  
 John Oldham (42), Hartford, '43, '47-49  
 Robert Oliver, '29  
 George Orr (64), Louisville, '56  
 Charlie Osborne (20), Flat Gap, '59-61  
 W.B. Owen, '22-24

**PPPPP**

Anthony "Gip" Palm (10), Gary, Ind., '90-91  
 Todor Pandov (45), Plovdiv, Bulgaria, '00, '02, '04  
 Matt Parr, mgr., Columbia, Tenn., '00, '02-03  
 Charles Parrish (64), '45-46  
 Charles Parsley (96, 21), London, '46-49  
 Don Parsons (51), Lily, '59-61  
 Reggie Paschal, mgr, '63-64  
 Randy Patchel, mgr, '69-71  
 Juan Pattillo (2), Las Vegas, Nev., '11  
 Josh Pearson, mgr, Coulee Dam, Wash., '97  
 Colin Peets (50), Linden, Calif., '88-89  
 Dallas Perry, mgr, '80  
 Jerome Perry (25), Louisville, '69-70, '72  
 Steffphon Pettigrew (30), Elizabethtown, '08-11  
 Darnell Phillips (23), '82  
 Leonard Pitchford, '26  
 Hugh Poland, '32-34  
 James Powell, mgr, '80, '83  
 Mike Prince (31), Dearborn, Mich., '77-80

**RRRRR**

John Rahn (50), Burlington, Iowa, '78-79  
 John Ramsey (41), Fern Creek, '38-40  
 Bobby Rascoe (45), Owensboro, '60-62  
 Chuck Rawlings (15), Elizabethtown, '73-76  
 Don "Duck" Ray (96), Madison, Tenn., '42-43, '47-48  
 Claude Rayburn (26, 14), Wheatcroft, '38  
 John Reckzeh (4, 14, 96), Chicago, Ill., '34-35  
 Max Reed (4, 6, 16, 18, 36), Okolona, '35-37  
 Mike Reese (20, 30), Hopkinsville, '78-81  
 Gene Rhodes (11), Louisville, '49-52  
 Ray Rhorer (15), Lexington, '63-65  
 Chase Richardson, Elizabethtown, mgr., '07-08  
 Raymond Ridley  
 Mike Ridley (15), Dawson Springs, '61-62  
 Billy Robinson (64), Bowling Green, '38-40  
 Chris Robinson (33), Macon, Ga., '93-96  
 Derek Robinson (23), Paris, '99-02  
 Wassell Rodgers, '29-30  
 Randy Roeber (51), '76  
 Jeff Rogers (10), Cincinnati, Ohio, '94-95  
 Ty Rogers (5), Eddyville, '05-08  
 Jesse Roland (9, 17), Williamstown, '37  
 Jim Rose (10), Hazard, '69-71  
 Rodney Ross (35), Douglasville, Ga., '88-90  
 Tremain Rowles (42), Landover Hills, Md., '99-02



## ALL-TIME LETTERWINNERS

### NAME (#), HOMETOWN, YEARS LETTERED

Glenn Rumble (17), Cynthia, Ind., '44-45  
 Danny Rumph (11), Philadelphia, Pa., '03-05  
 John Russell (20), Hardyville, '67-69  
 Charlie Ruter (47), New Albany, Ind., '41-43, '47  
 Michael Rutledge (40), Centreville, Ala., '85

### SSSSS

Harry Saddler (21, 3), Summer Shade, '37-39  
 Anthony Sally (2, 55), Richmond, Va., '09-10  
 Ron Sanders, Hodgenville, mgr, '67-69  
 Panny Sarakatsannie (31), Ft. Thomas, '58-60  
 Chris Sawyer, mgr, '92-93  
 Bill Scillian (25), Eddyville, '75-76  
 Billy Joe Scott (42), Bemis, Tenn., '49-50  
 W.A. Scott, '24-25  
 Charles Sego, '31-33  
 Earl Shelton (51), Lewisburg, '40-42  
 Roland Shelton (20), Decatur, Ga., '87-90  
 Lisle Sherrill, '31-32  
 Ralph "Buddy" Shrewsbury, Beaver Dam, mgr., '73-74  
 Charles Shuffield (25), Bowling Green, '64-65  
 Boris Siakam (21), Douala, Cameroon, '05-08  
 Casey Simpson (5), Bowling Green, '99  
 Jonathan Simpson, '92  
 John Earl Sims, '32  
 Kenneth Sinkhorn (59), Perryville, '44-45  
 Mike Sisk, mgr, '89-91  
 A.J. Slaughter (4), Shelbyville, '07-10  
 Anthony Smith (25), Atlanta, Ga., '88-89  
 Dennis Smith (10), Lexington, '72  
 Dick Smith (23), Dalton, Ohio, '51-53  
 Doug Smith (33), Bowling Green, '60-62  
 Dwight Smith (35), Princeton, '65-67  
 George Smith, '24  
 Greg Smith (34), Princeton, '66-68  
 Jim Smith, mgr, '89-90  
 Neel Smith, mgr, '92  
 Wilbur Smith, '39-40  
 Lester Solomon, '27-28  
 Rob Soucy, Pawtucket, R.I., mgr, '95  
 Gene Southwood, '43-44  
 Patrick Sparks (22), Central City, '02-03  
 Wilbur Spatig (51), New Albany, Ind., '39  
 Odie "Sleepy" Spears (39), Scottsville, '42, '46-48  
 C.C. Spencer, '26  
 Art Spoelstra (80), Grand Rapids, Mich., '52-54  
 Greg Springfield (23), New York, N.Y., '98  
 E.B. Stansbury, '28-30  
 Wilson Stemm (19, 5, 59), New Albany, Ind., '37-39  
 Marty Stone (12), Hendersonville, Tenn., '92-93  
 Victor Strahm, '15  
 Frank Stratton, mgr., Oneida, '02-03  
 Maurice Strong (25), Memphis, Tenn., '98  
 Tony Stroud (25, 12), Chicago, Ill., '72-73  
 Gary Sundmacker (10), Metropolis, Ill., '70-71  
 Jordan Swing (12), Vestavia Hills, Ala., '10  
 Ray Swogger (30), Buffalo, N.Y., '86-87  
 Wallace "Buck" Sydnor (77), Olmstead, '41-43

### TTTTT

Jude Talbott (44), Bardstown, '58-60  
 Charles Taylor, '39-40  
 Chuckie Taylor (41), Owensboro, '86  
 John Hill Taylor (41), Hartford, '45-46  
 Johnny Taylor (30), Cincinnati, Ohio, '82-84  
 Paul Taylor, '24-26  
 Stefan Taylor, Campbellsville, mgr, '82-85  
 William L. "Gander" Terry, '25-28  
 Lloyd Terry (50), Gary, Ind., '76-77  
 Carl Thomas (22), Tampa, Fla., '95-96  
 Chris Thomas, mgr., '04  
 Don Thomas (23), Elizabethtown, '79  
 Harold Thompkins (33, 42), Milledgeville, Ga., '89, '91-92  
 Jack Thompson, '26-29

### NAME (#), HOMETOWN, YEARS LETTERED

Isadore "Pop" Thornton (42), Baton Rouge, La., '95-96  
 August Throgmorton, '26-28  
 Ray Throgmorton, '26  
 Jameson Tipping (13), Orangeville, Ont., '10  
 Fred Tisdale (34), Russellville, '85-88  
 Harry Todd (44), Earlington, '60-62  
 Carlisle "Big Boy" Towery (42), Shady Grove, '39-41  
 Kurtis Townsend (15), San Jose, Calif., '79-80  
 Ralph Townsend (33), Radcliff, '64  
 Darryl Travis (31), Eddyville, '83-84  
 Trey Trumbo (30), Fayetteville, Ark., '79-80  
 Graham Tucker, Madisonville, mgr, '91  
 J.D. Tucker, '27  
 Jeff Tucker, mgr, '89-90  
 Darryl Turner (25), Alexandria, Va., '78  
 Jack Turner (39), Bedford, Ind., '49-51, '54

### VVVVV

Hans van Rooden, (53), Leiden, Holland, '77  
 Paul Vaughn, '30  
 Dyke Vest (77), Walton, '51-53  
 Charlie Vettiner, '29  
 John Vickers, '28-30  
 Filip Videnov (1, 13), Kozloduy, Bulgaria, '00-03

### WWWWW

Ewell Waddell, mgr, '33  
 Calvin Wade (10), Columbus, Ohio, '74-75  
 Robert Walden, mgr, '67-69  
 Don Waldron (42, 40, 4), Warren, Ohio, '71  
 J.E. Walker, '27  
 Mike Walker (23), Macon, Ga., '06-09  
 Paul Walker, '32-34  
 Frank Wallace (98), Atlanta, Ga., '53  
 Frank Wallheiser (98), Shelbyville, Tenn., '50-51  
 Mark Wallheiser, mgr, '73  
 Jerry Walsh, (34), Louisville, '69  
 Jed Walters (54), Owensboro, '38-40  
 Edwin Ward, '24-25  
 Herb Ward, '24-26  
 Mike Warner (35), Tallahassee, Fla., '74-76  
 George Warren (10), Seabee, '59, '61  
 Jack Washington (34, 55), Bainbridge, Ga., '79-80  
 Norman Weaver (24), Scottsville, '66-68  
 Mike Wells (15), Guthrie, Ky., '01-04  
 John Wethington, Columbia, mgr, '85-87  
 Tom Wethington, Columbia, '84  
 B.J. White, '24-25  
 W.W. White, '24-25  
 Percy White (50), Oxon Hill, Md., '80-83  
 Richard White (10), Scottsville, '51-53  
 Jerry Whitsell (17), Evansville, Ind., '54-55  
 Jesse Whitt, mgr., '93-94  
 Elgrace Wilborn (15), Springfield, Ohio, '05-06  
 Hugh Wilhite (23), Calhoun, '61-62  
 Kevin Willard (13), Bowling Green, '94  
 Larry Williams, mgr, '65-68  
 Nate Williams (30), Raleigh, N.C., '00-03  
 Rob Williams (3), Johnson City, Tenn., '96  
 Brian Wilson, mgr., '09  
 Mike Wilson (3), Stone Mountain, Ga., '89  
 Tony Wilson (33), Lexington, '80-83  
 Anthony Winchester (10), Austin, Ind., '03-06  
 Arnold Winkenhofer, '26-28  
 Chuck Witt (22), Cincinnati, Ohio, '71-73  
 Roger Woodward (63), Willmore, '40-41  
 L.B. Woosley, '30  
 Kellar Works (34), Cynthia, '64-65  
 Rick Wray (35), Hickman, '79-80  
 Kenneth Wright, mgr, '58-59

### ZZZZZ

Todd Ziegler (40), Louisville, '88-89

*Note: This list is in the process of being updated to include all information. We welcome added information on hometown and numbers worn. Contact WKU Athletic Media Relations at (270) 745-4298 or e-mail sports.information@wku.edu. Thank you!*



**AAAAA**

Forest "Frosty" Able – graduate assistant, 1963-64  
 Murray Arnold – head coach, 1987-90  
 J.L. Arthur – head coach, 1914-16  
 Mike Ayersman – graduate manager, 2001

**BBBBB**

Kevin Baggett – assistant, 1999-00  
 Ralph Baker – assistant, 1972-74  
 Neill Berry – graduate assistant, 2006-07; assistant, 2008  
 Anthony Bowles – graduate assistant, 1984  
 Bobby Bowman – associate coach, 1986-89  
 David Boyden – assistant, 2009-10  
 Eck Branham – freshman coach, 1959-60  
 Lawrence Brenneman – assistant, 2009-present  
 Wayne Brooks – assistant, 1993  
 Bobby Brown – assistant, 1988-90  
 Ron Brown – associate coach, 1998  
 Cypheus Bunton – assistant, 2005-08

**CCCCC**

Dwane Casey – assistant, 1981, '83-86  
 Scott Cherry – assistant, 2008  
 Jim Christian – assistant, 1991-92, 1995  
 David Clark – volunteer assistant, 1983-84  
 Jerome Countee – graduate assistant, 1987-89  
 Tom Crean – assistant, 1991-92; associate coach, 1993-94  
 Charles Cunningham – assistant, 1989-92  
 Glynn Cyprien – assistant, 1995

**DDDDD**

Michael DeCello – assistant, 1990  
 Benny Dees – assistant, 1972-73  
 Peter Dees – graduate assistant, 1972-73  
 E.A. Diddle – head coach, 1923-64

**EEEEE**

Allen Edwards – assistant, 2011  
 Don "Wave" Evans – graduate assistant, 1982; volunteer assistant, 1982-83; assistant, 1985-86

**FFFFF**

David Farrar – assistant, 1984-86  
 Kerry Farrar – graduate assistant, 1980-81; assistant, 1982  
 Dennis Felton – head coach, 1999-03  
 Robert J. Francis – assistant, 1931-35

**HHHHH**

Ray Harper – assistant, 2009-present  
 Hank Harris – assistant, 1987-88  
 Clem Haskins – assistant, 1978-80; head coach, 1981-86  
 Allan Hatcher – assistant, 1990  
 Pete Herrmann – assistant, 1999-00; associate coach, 2001-03  
 Ray Hite – assistant, 1979-83  
 Darrin Horn – assistant, 1996-97; head coach, 2004-08  
 Greg Horn – assistant, 1991-92  
 Ted Hornback – assistant, 1939-64

**JJJJJ**

Bobby Jones – assistant, 1993-94

**KKKKK**

Gene Keady – head coach, 1979-80  
 Matt Kilcullen – head coach, 1995-98  
 Dan King – freshman coach, 1963-64

**LLLLL**

Robbie Laing – assistant, 1987  
 Hosea Lewis – assistant, 1998  
 Joe Lightfoot – assistant, 1994

**MMMMM**

Jim Marion – graduate assistant, 1973-74  
 Ken McDonald – assistant, 1999-03; head coach, 2009-present  
 Donnie McFarland – assistant, 1981, '84  
 Archie Miller – assistant, 2004  
 George Morgan – assistant, 1996-97  
 Jake Morton – assistant, 2012-present

**NNNNN**

Bob Nylin – graduate assistant, 1973-74

**OOOOO**

John Oldham – head coach, 1965-71

**PPPPP**

Paul Peck – assistant, 1990

**RRRRR**

Bobby Rascoe – assistant, 1975-78  
 Gene Rhodes – assistant, 1965-67  
 Jim Richards – assistant, 1969-71; head coach, 1972-78  
 John Ruby – graduate assistant, 1977-78

**SSSSS**

Paul Sanderford – assistant, 2004-07  
 Roger Schnepf – assistant, 1980  
 Al Seibert – assistant, 1995-98  
 William Small – assistant, 2004-05  
 L.T. Smith – head coach, 1921-22  
 Steve Sorrell – graduate assistant, 1985  
 E.B. "Ed" Stansbury – assistant, 1935-39  
 Luke Strege – graduate manager, 2002-03  
 Jeff Strohm – assistant, 2006-07  
 Wallace "Buck" Sydnor – assistant, 1965-71

**TTTTT**

W.L. "Gander" Terry – assistant, 1929-31  
 Art Tolis – assistant, 1974  
 Bert Tucker – graduate manager, 2000; assistant, 2001-03

**UUUUU**

Ralph Underhill – graduate manager, 1964-65

**VVVVV**

Brett Vana – graduate manager, 1999  
 Lanny Van Eman – assistant, 1975-78

**WWWWW**

Bruce Weber – graduate assistant, 1980  
 Kip Wellman – graduate assistant, 2010-present  
 Ralph Willard – head coach, 1991-94  
 Anthony Winchester – graduate assistant, 2009-10  
 George Whitaker – assistant, 1984

**FOREST "FROSTY" ABLE ('56)**

Syracuse Nationals (drafted 1956, active 1956-57)

**KAREEM ABDUL-JABBAR ('99)**

Los Angeles Stars (signee 2004)

**WALKER BANKS ('70)**

Pittsburgh Condors (signee 1970, active 1970-71); New York Knicks (drafted 1970 — 9th round, 17th pick; 153rd overall)

**JOHNNY BRITT ('76)**

Cleveland Cavaliers (drafted 1976 — 7th round, 16th pick; 120th overall)

**BILL BRYANT ('80)**

Philadelphia 76ers (signee 1980 — 4th round, 16th pick; 85th overall)

**CYPHEUS BUNTON ('94)**

Roanoke Dazzle (active 2002-03)

**DAREL CARRIER ('64)**

St. Louis Hawks (drafted 1964 — 9th round, 4th pick; 76th overall); Kentucky Colonels (active 1967-72); Memphis Sounds (active 1971-72)

**GARY CARVER ('84)**

Indiana Pacers (drafted 1984 — 10th round, 1st pick; 213th overall)

**BUDDY CATE ('50)**

Philadelphia Warriors (drafted 1950 — team's 3rd pick)

**WAYNE CHAPMAN ('68)**

Kentucky Colonels (drafted 1968 — 1st round; active 1968-70); Denver Rockets (active 1970-71); Indiana Pacers (active 1970-72); Philadelphia 76ers (drafted 1967 — 16th round, 4th pick; 156th overall); Baltimore Bullets (drafted 1968 — 9th round, 4th pick; 110th overall)

**RALPH CROSTHWAITE ('59)**

Detroit Pistons (drafted 1958 — 4th round, 3rd pick; 27th overall); Boston Celtics (drafted 1959 — 3rd round, 8th pick; 24th overall)

**STEVE CUNNINGHAM ('66)**

Cincinnati Royals (drafted 1966 — 6th round, 6th pick; 56th overall)

**BOB DANIELS ('57)**

Cincinnati Royals (drafted 1957 — 8th round, 1st pick; 56th overall)

**NIGEL DIXON ('04)**

Orlando Magic (signee 2004); Detroit Pistons (signee 2004); Denver Nuggets (signee 2005); Fayetteville Patriots (drafted 2005 — 1st round, 2nd pick; active 2005-06); Sioux Falls Skyforce (signee 2007)

**JERRY DUNN ('72)**

Kentucky Colonels (drafted 1972); Seattle SuperSonics (drafted 1972 — 7th round, 10th pick; 107th overall)

**JEREMY EVANS ('10)**

Utah Jazz (drafted 2010 — 2nd round, 25th pick, 55th overall; active 2010-present)

**TELLIS FRANK ('87)**

Golden State Warriors (drafted 1987 — 1st round, 14th pick; active 1987-90); Miami Heat (active 1989-90); Minnesota Timberwolves (active 1994-95); Cleveland Cavaliers (active 1995-96)

**DEE GIBSON ('48)**

Tri-Cities Blackhawks (drafted 1948, active 1948-50); Minneapolis Lakers (drafted 1948)

**RIP GISH ('51)**

Boston Celtics (drafted 1951 — 5th round, 7th pick; 47th overall)

**JOHNNY GIVENS ('50)**

Sheboygan Redskins (drafted 1950 — team's 6th pick); Kentucky Colonels (head coach 1967-68)

**CLARENCE GLOVER ('71)**

Boston Celtics (drafted 1971 — 1st round, 10th pick; active 1971-72); Indiana Pacers (drafted 1971 — 5th round)

**CLEM HASKINS ('67)**

Chicago Bulls (drafted 1967 — 1st round, 3rd pick; active 1967-70); Phoenix Suns (active 1970-74); Washington Bullets (active 1974-76); Kentucky Colonels (drafted 1967 — 2nd round)

**KANNARD JOHNSON ('87)**

Cleveland Cavaliers (drafted 1987 — 2nd round, 18th pick; 41st overall; active 1987-88)

**BUTCH KAUFMAN ('68)**

Kentucky Colonels (drafted 1968 — 18th round)

**DAN KING ('54)**

Baltimore Bullets (signee 1954, active 1954-55)

**BOB LAVOY ('50)**

Indianapolis Olympians (drafted 1950 — 1st round, active 1950-53); Milwaukee Hawks (active 1953-54); Syracuse Nationals (active 1953-54)

**OWEN LAWSON ('58)**

New York Knicks (drafted 1958 — 7th round, 4th pick; 52nd overall)

**COURTNEY LEE ('08)**

Houston Rockets (active 2010-present); New Jersey Nets (active 2009-10); Orlando Magic (drafted 2008 — 1st round, 22nd pick; active 2008-09)

**CHRIS MARCUS ('03)**

Denver Nuggets (signee 2003)

**TOM MARSHALL ('54)**

Rochester Royals (drafted 1954 — 1st round, 7th pick; active 1956-57); Detroit Pistons (active 1957-58); Cincinnati Royals (active 1957-58, head coach 1958-60)

**CLARENCE MARTIN ('87)**

Utah Jazz (drafted 1987 — 3rd round, 15th pick; 61st overall)

**CRAIG MCCORMICK ('82)**

Los Angeles Lakers (drafted 1982 — 4th round, 21st pick; 90th overall)

**JIM MCDANIELS ('71)**

Carolina Cougars (active 1971-72); Seattle SuperSonics (drafted 1971 — 2nd round, 6th pick; 23rd overall; active 1971-74); Los Angeles Lakers (active 1975-76); Kentucky Colonels (active 1975-76); Buffalo Braves (active 1977-78); Utah Stars (drafted 1971 — 2nd round)

**ORAN MCKINNEY ('48)**

Baltimore Bullets (drafted 1948)

**DARNELL MEE ('93)**

Golden State Warriors (drafted 1993 — 2nd round, 7th pick; 34th overall); Denver Nuggets (active 1993-95); Charlotte Hornets (1997)

**JOHN MILLS ('41)**

Cleveland (active 1944-46); Pittsburgh Ironmen (active 1946-47)

**MIKE ODEMNS ('75)**

Cleveland Cavaliers (drafted 1975 — 5th round, 10th pick; 82nd overall); Denver Nuggets (drafted 1975 — 7th round)

**JOHN OLDHAM ('49)**

Ft. Wayne Pistons (drafted 1949 — 2nd round, active 1949-51)

**CHARLIE OSBORNE ('61)**

Syracuse Nationals (drafted 1961 — 3rd round, 5th pick; 28th overall; active 1961-62)

**CHARLES PARSLEY ('49)**

Philadelphia Warriors (active 1949-50)

**JEROME PERRY ('72)**

Kentucky Colonels (drafted 1971 — 14th rd); Seattle SuperSonics (drafted 1971 — 11th round, 5th pick; 173rd overall)

**BOBBY RASCOE ('62)**

Kentucky Colonels (active 1967-70); New York Knicks (drafted 1962 — 3rd round, 2nd pick; 20th overall)

**DON RAY ('48)**

Tri-Cities Blackhawks (drafted 1948, active 1948-50); Philadelphia Warriors (drafted 1948 — 1st round)

**GENE RHODES ('52)**

Indianapolis Olympians (drafted 1952, active 1952-53); Kentucky Colonels (head coach 1967-71)

**CHRIS ROBINSON ('96)**

Vancouver Grizzlies (drafted 1996 — 2nd round, 22nd pick; 51st overall; active 1996-97); Sacramento Kings (active 1997-99); Charleston Lowgators (drafted (supplimental 2001 — 2nd round, 11th overall; active 2001-02); Huntsville Flight (active 2002-03)

**JIM ROSE ('71)**

Boston Celtics (drafted 1971 — 2nd round, 11th pick; 28th overall); Memphis Tams (drafted 1971 — 2nd round)

**DWIGHT SMITH ('67)**

Los Angeles Lakers (drafted 1967 — 3rd round, 4th pick; 23rd overall); Kentucky Colonels (drafted 1967 — 3rd round)

**GREG SMITH ('68)**

Milwaukee Bucks (drafted 1968 — 4th round, 14th pick; 50th overall, active 1968-72); Houston Rockets (active 1971-72); Portland Trail Blazers (1972-76); Kentucky Colonels (drafted 1968 — 10th round; drafted 1974)

**ODIE SPEARS ('48)**

Chicago Stags (drafted 1948, active 1948-50); Rochester Royals (active 1951-55); Ft. Wayne Pistons (active 1955-57); St. Louis Hawks (active 1956-57)

**ART SPOELSTRA ('54)**

Rochester Royals (drafted 1954 — 4th round, 7th pick; 34th overall; active 1954-57); Minneapolis Lakers (active 1957-58); New York Knicks (active 1957-58)

**BUCK SYDNOR ('43)**

Chicago Stags (active 1946-47)

**CARLISLE TOWERY ('40)**

Ft. Wayne Pistons (active 1941-45, 1946-49); Indianapolis Jets (active 1948-49); Baltimore Bullets (active 1949-50)

**JACK TURNER ('54)**

New York Knicks (drafted 1954 — 1st round, 8th pick; active 1954-55)

**DICK WHITE ('53)**

Ft. Wayne Pistons (drafted 1953)

**TONY WILSON ('83)**

Seattle SuperSonics (drafted 1983 — 6th round, 16th pick; 132nd overall)

**ANTHONY WINCHESTER ('06)**

Dodge City Legend (drafted 2006)

**CHUCK WITT ('73)**

Kentucky Colonels (drafted 1973 — 3rd round)