

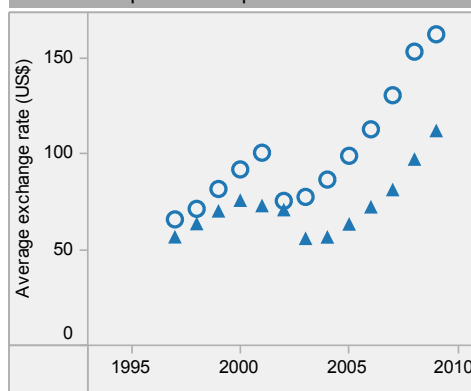
Egypt: health profile



Selected indicators (2009)

		Country	Regional average	Global average	
General	Total population (thousands)	82 999	
	Population living in urban areas (%)	43	49	50	
	Gross national income per capita (PPP int. \$)	5 680	5 880	10 599	
Mortality and burden of disease	Life expectancy at birth (years)	Male	69	64	66
		Female	73	67	71
		Both sexes	71	66	68
	Adult mortality rate (per 1000 adults 15-59 years)	Both sexes	174	188	176
	Under-5 mortality rate (per 1000 live births)	Both sexes	21	72	60
	Maternal mortality ratio* (per 100 000 live births)		82	320	260
	Prevalence of HIV (per 1000 adults 15-49 years)		1	2	8
	Prevalence of tuberculosis (per 100 000 population)	30	174	201	

Per capita total expenditure on health



Egypt is located in the WHO Eastern Mediterranean Region.

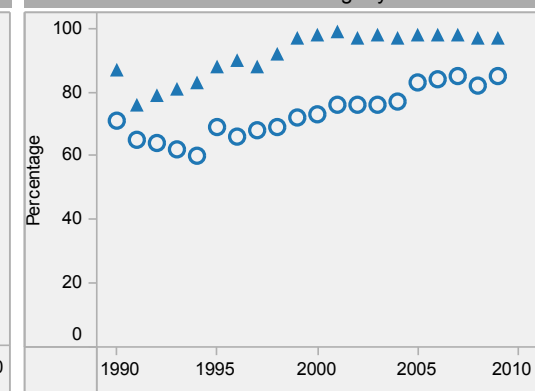
▲ Country
○ Regional average

* Data refers to 2008.

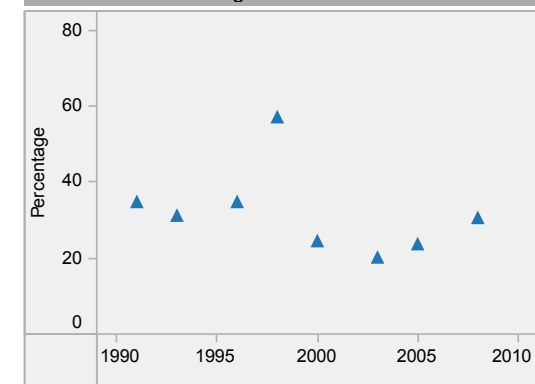
** Country data is estimated at less than 1.

Last update: 4 April 2011.

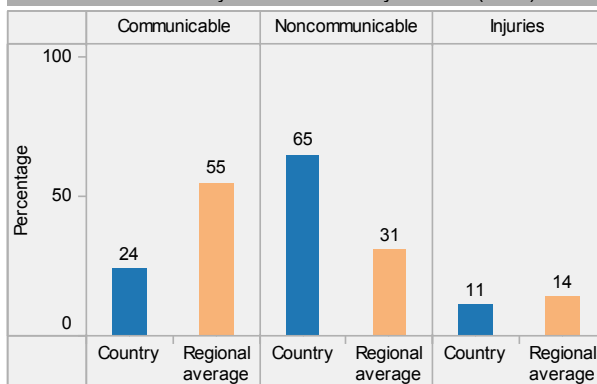
DTP3 immunization among 1-year-olds



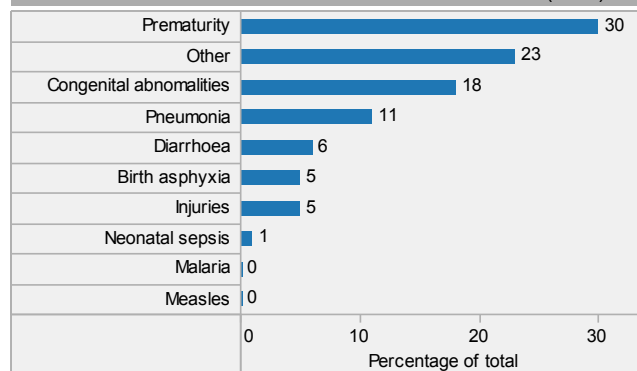
Children aged under-5 stunted



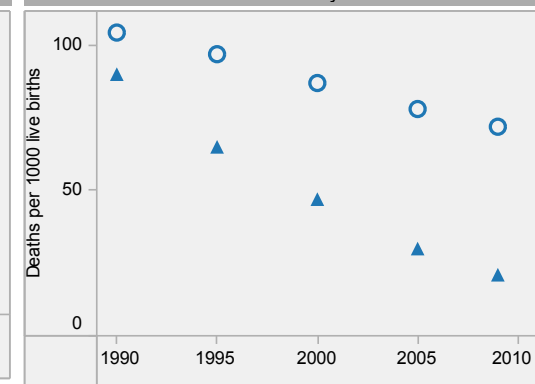
Distribution of years of life lost by causes (2008)



Distribution of causes of deaths in children under-5 (2008)



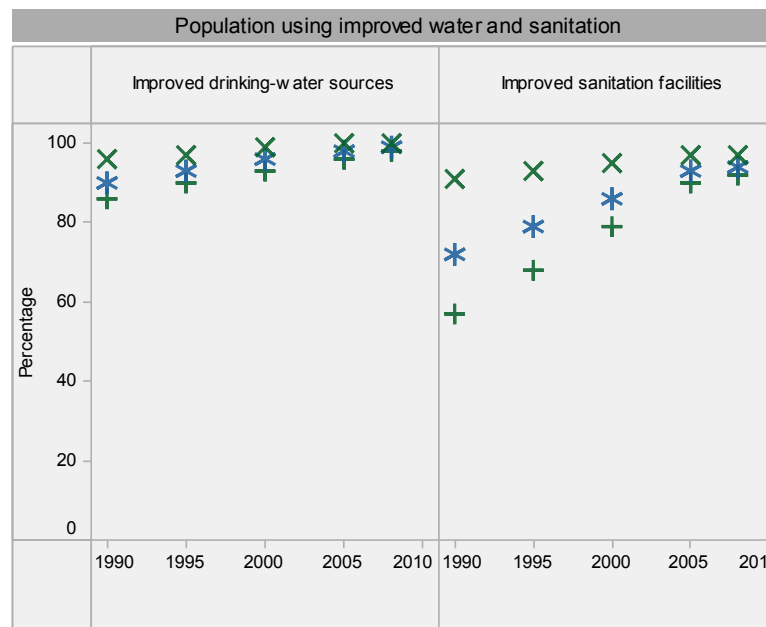
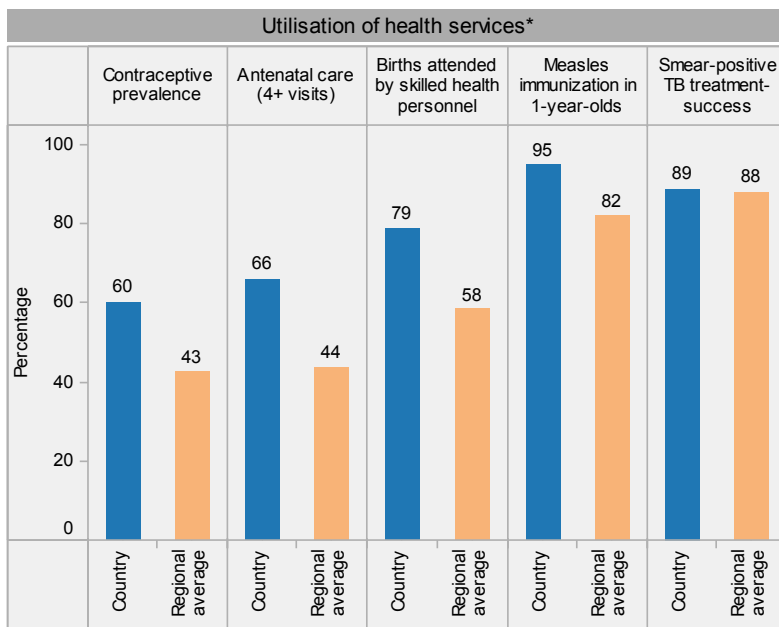
Under-5 mortality rate



Egypt: health profile



Egypt is located in the WHO Eastern Mediterranean Region.



Place of residence
 X Urban
 * Total
 + Rural

* Data refer to latest year available from 2000. For specific years and references, visit the Global Health Observatory at www.who.int/gho.

** For data sources and years, see the World Health Statistics 2011.

Last update: 4 April 2011.

