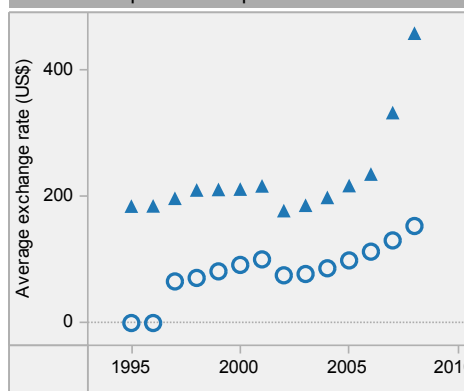


Libya: health profile

Selected indicators (2009)

		Country	Regional average	Global average	
General	Total population (thousands)	6 420	
	Population living in urban areas (%)	78	49	50	
	Gross national income per capita (PPP int. \$)	16 400	5 880	10 599	
Mortality and burden of disease	Life expectancy at birth (years)	Male	70	64	66
		Female	75	67	71
		Both sexes	72	66	68
	Adult mortality rate (per 1000 adults 15-59 years)	Both sexes	142	188	176
	Under-5 mortality rate (per 1000 live births)	Both sexes	19	72	60
	Maternal mortality ratio* (per 100 000 live births)		64	320	260
	Prevalence of tuberculosis (per 100 000 population)		55	174	201

Per capita total expenditure on health



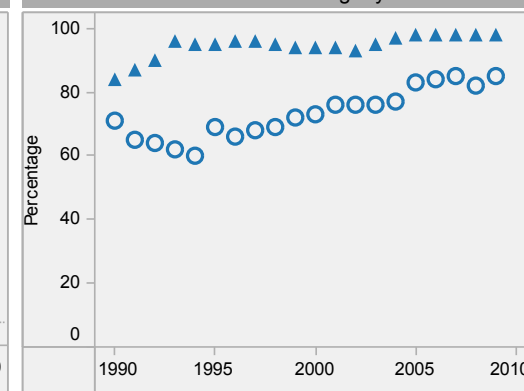
Libya is located in the WHO Eastern Mediterranean Region.

- ▲ Country
- Regional average

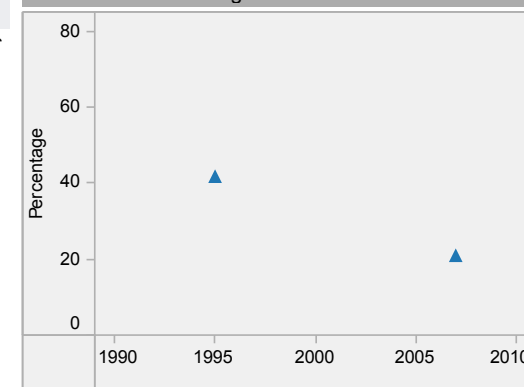
* Data refers to 2008.

Last update: 4 April 2011.

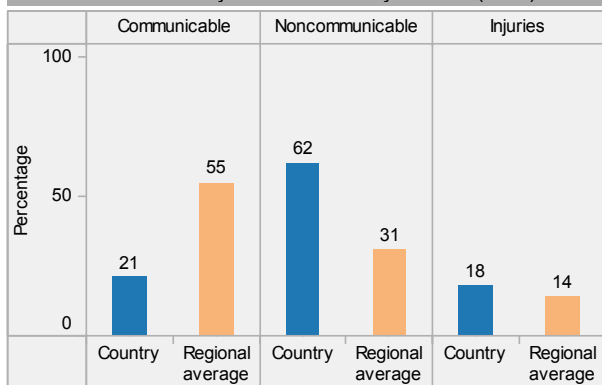
DTP3 immunization among 1-year-olds



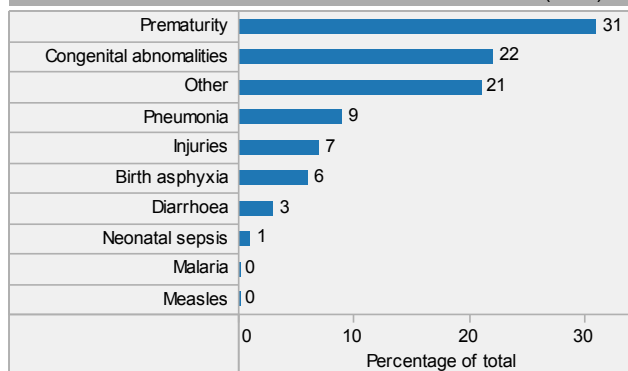
Children aged under-5 stunted



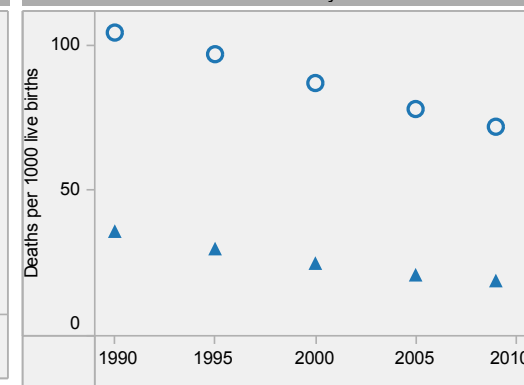
Distribution of years of life lost by causes (2008)



Distribution of causes of deaths in children under-5 (2008)



Under-5 mortality rate

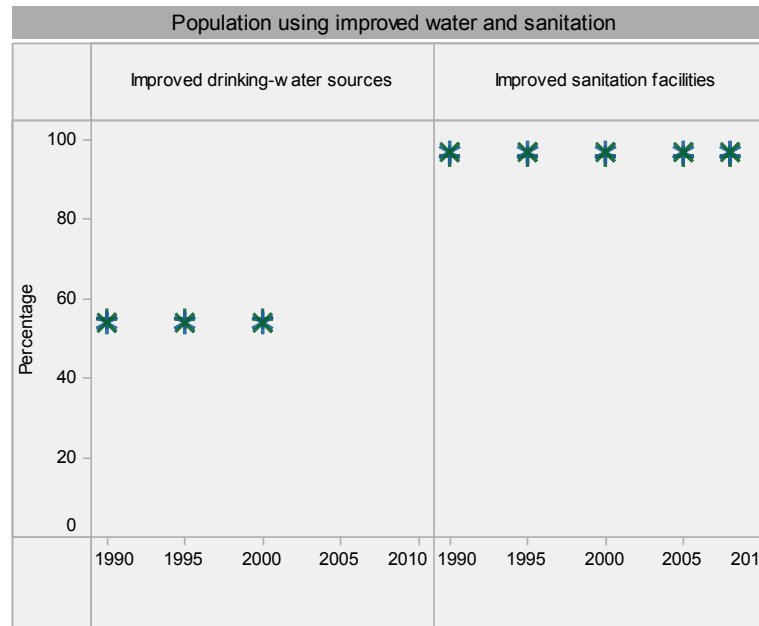
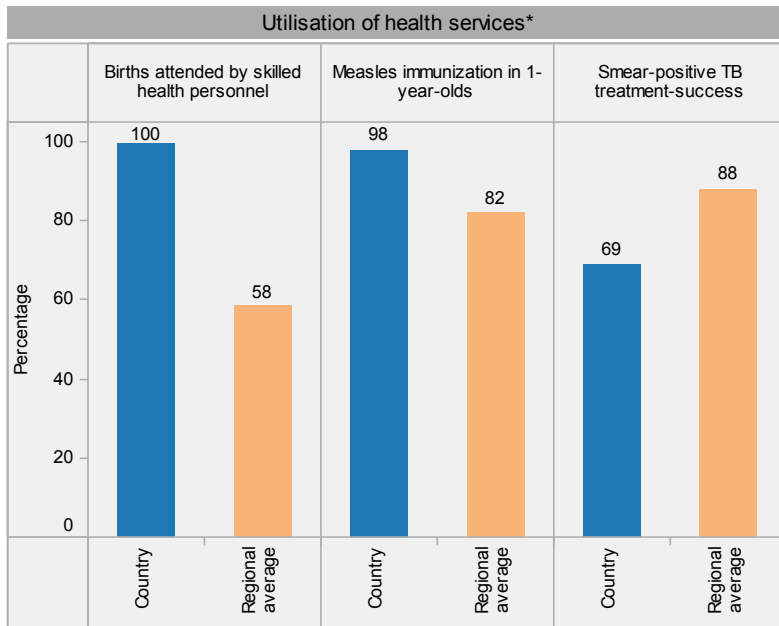


Libya: health profile



Libya is located in the WHO Eastern Mediterranean Region.

Abc

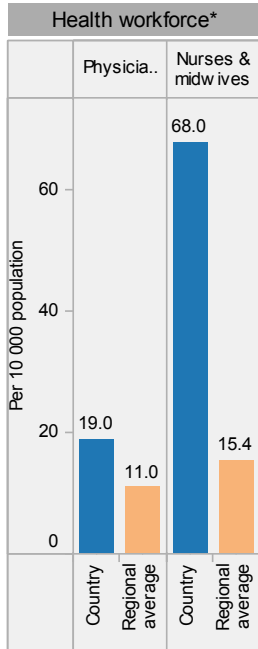


Place of residence
 X Urban
 * Total
 + Rural

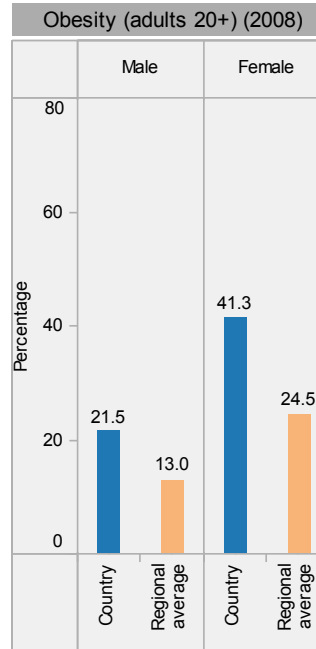
* Data refer to latest year available from 2000. For specific years and references, visit the Global Health Observatory at www.who.int/gho.

** For data sources and years, see the World Health Statistics 2011.

Last update: 4 April, 2011.



Tobacco smoking (adults 15+) (2006)



Inequities in health service utilization**

Inequities in mortality**