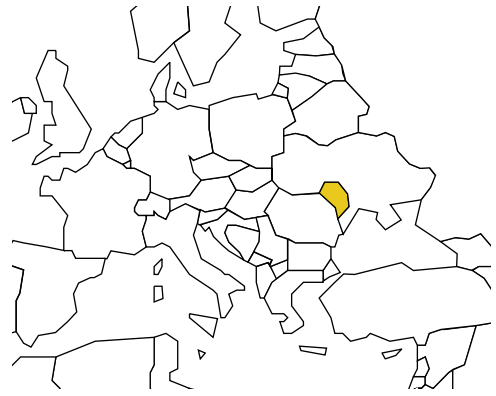


REPUBLIC OF MOLDOVA

Population: **3 793 604**

Income group: **Middle**

Gross national income per capita: **\$1 260**



INSTITUTIONAL FRAMEWORK	
Lead agency Funded in national budget	National Traffic Safety Board No
National road safety strategy Measurable targets Funded	Yes Yes Yes

DATA
Reported road traffic fatalities (2007) 589^c (74% males, 26% females)
Reported non-fatal road traffic injuries (2007) 2 985^d
Costing study available No

^c National Bureau for Statistics (compiles Police and Health data), defined as died within 1 year of the crash.

^d National Bureau for Statistics data.

NATIONAL LEGISLATION	
Speed limits set nationally Local authorities can set lower limits Maximum limit urban roads Enforcement ^a	Yes No 60 km/h No consensus
Drink-driving law BAC limit – general population BAC limit – young or novice drivers Random breath testing and/or police checkpoints Road traffic deaths involving alcohol Enforcement ^a	Yes 0.05 g/dl 0.05 g/dl Yes 17%^b 0 1 2 3 4 5 6 7 8 9 10
Motorcycle helmet law Applies to all riders Helmet standards mandated Helmet wearing rate Enforcement ^a	Yes Yes No — 0 1 2 3 4 5 6 7 8 9 10
Seat-belt law Applies to all occupants Seat-belt wearing rate Enforcement ^a	Yes Yes — No consensus
Child restraints law Enforcement ^a	No n/a

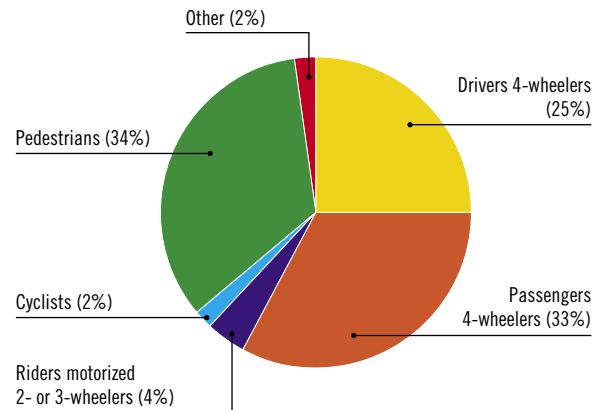
^a Enforcement score represents consensus based on professional opinion of respondents, on a scale of 0 to 10 where 0 is not effective and 10 is highly effective.

^b 2007, Traffic police database (traffic deaths with alcohol detected / number of road traffic deaths per year).

VEHICLE STANDARDS	
No car manufacturers	
ROAD SAFETY AUDITS	
Formal audits required for major new road construction projects	Yes
Regular audits of existing road infrastructure	Yes
PROMOTING ALTERNATIVE TRANSPORT	
National policies to promote walking or cycling	No
National policies to promote public transportation	No

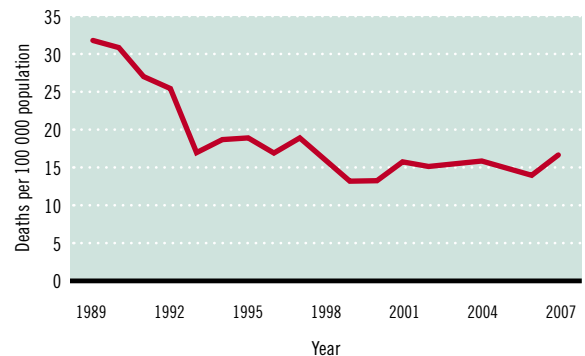
POST-CRASH CARE	
Formal, publicly available pre-hospital care system	Yes
National universal access number	Yes

DEATHS BY ROAD USER CATEGORY



Source: 2007, Traffic Police database

TRENDS IN ROAD TRAFFIC DEATHS



Source: Country questionnaire

REGISTERED VEHICLES	
448 202 total (2007)	
Motorcars	74%
Motorized 2- and 3-wheelers	6%
Minibuses, vans, etc. (seating <20)	3%
Trucks	16%
Buses	1%

— Data not available.
n/a Data not required/not applicable.

Data cleared by the Ministry of Health.