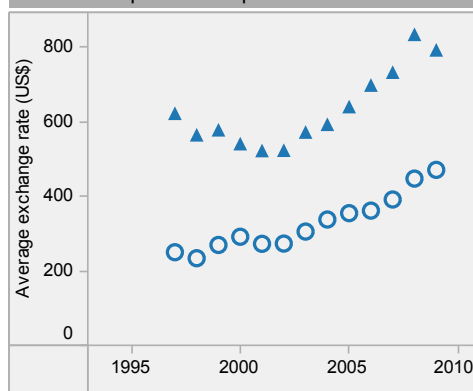


Brunei Darussalam: health profile

Selected indicators (2009)

		Country	Regional average	Global average	
General	Total population (thousands)	400	
	Population living in urban areas (%)	75	48	50	
Mortality and burden of disease	Life expectancy at birth (years)	Male	76	72	66
		Female	77	77	71
		Both sexes	77	75	68
	Adult mortality rate (per 1000 adults 15-59 years)	Both sexes	93	116	176
	Under-5 mortality rate (per 1000 live births)	Both sexes	7	21	60
	Maternal mortality ratio* (per 100 000 live births)		21	51	260
	Prevalence of tuberculosis (per 100 000 population)	72	160	201	

Per capita total expenditure on health



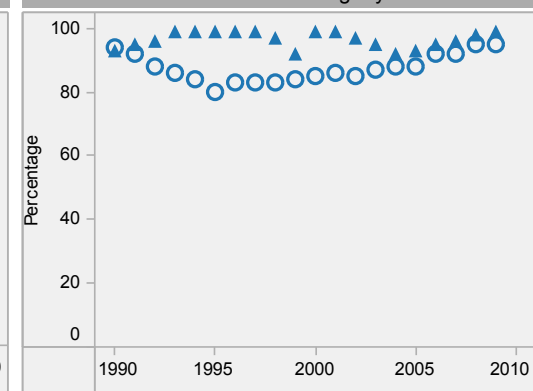
Brunei Darussalam is located in the WHO Western Pacific Region.

▲ Country
○ Regional average

* Data refers to 2008.

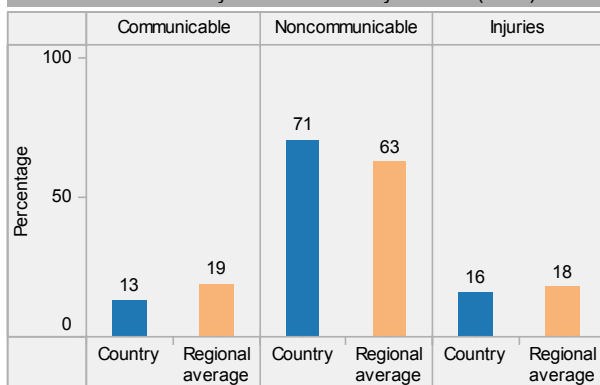
Last update: 4 April 2011.

DTP3 immunization among 1-year-olds

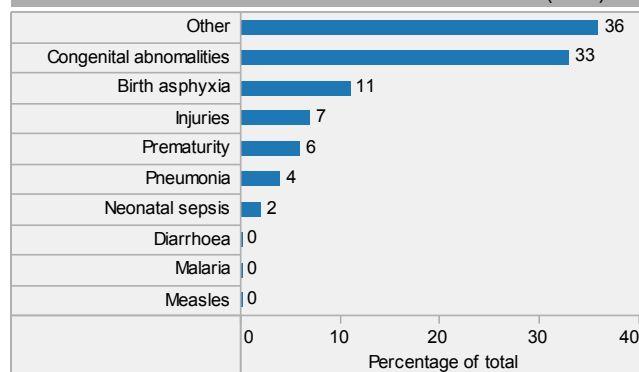


Children aged under-5 stunted

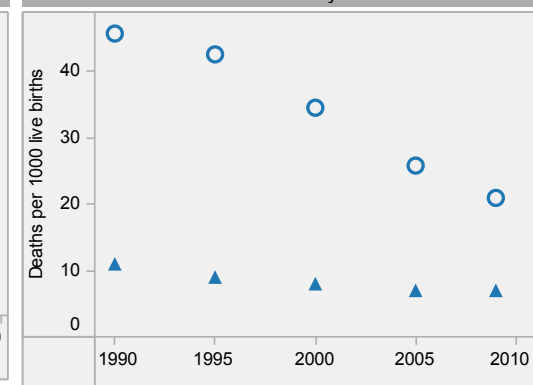
Distribution of years of life lost by causes (2008)



Distribution of causes of deaths in children under-5 (2008)



Under-5 mortality rate

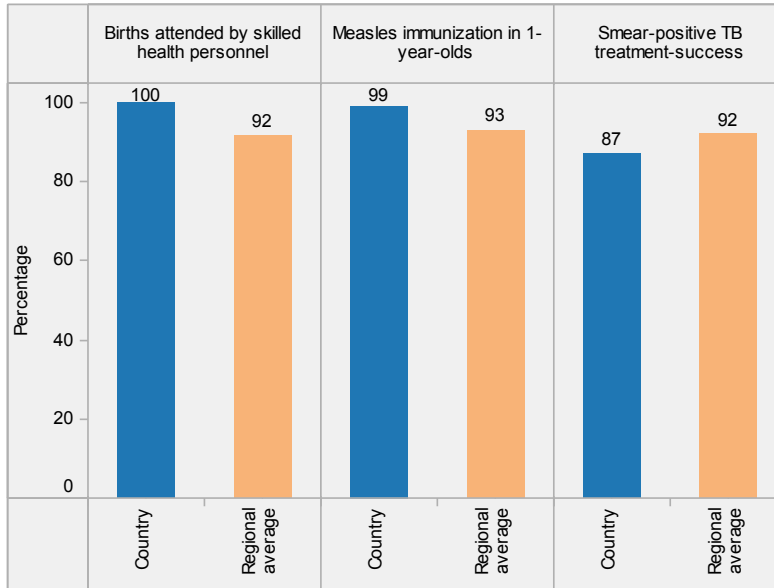


Brunei Darussalam: health profile



Brunei Darussalam is located in the WHO Western Pacific Region.

Utilisation of health services*



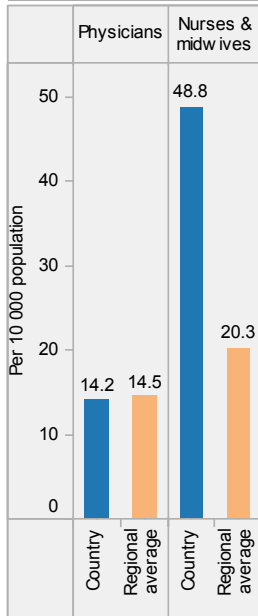
Population using improved water and sanitation

* Data refer to latest year available from 2000. For specific years and references, visit the Global Health Observatory at www.who.int/gho.

** For data sources and years, see the World Health Statistics 2011.

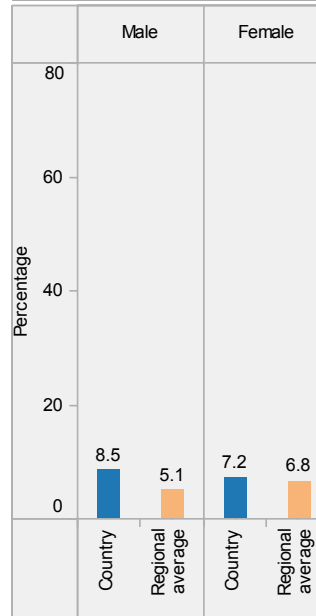
Last update: 4 April 2011.

Health workforce*



Tobacco smoking (adults 15+) (2006)

Obesity (adults 20+) (2008)



Inequities in health service utilization**

Inequities in mortality**